

# COVID-19: Florida vaccine summary

Vaccination data through Mar 9, 2021 as of Mar 10, 2021 at 12:05 AM

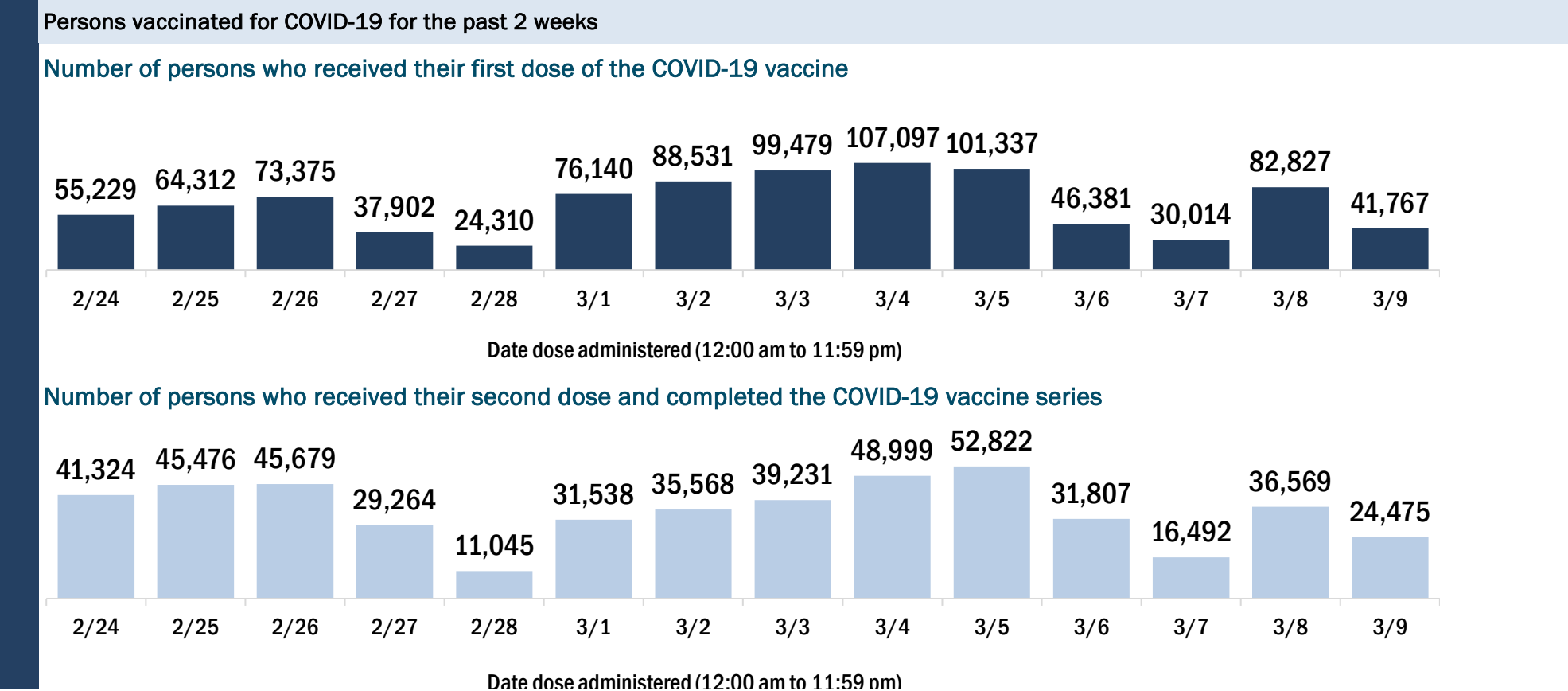
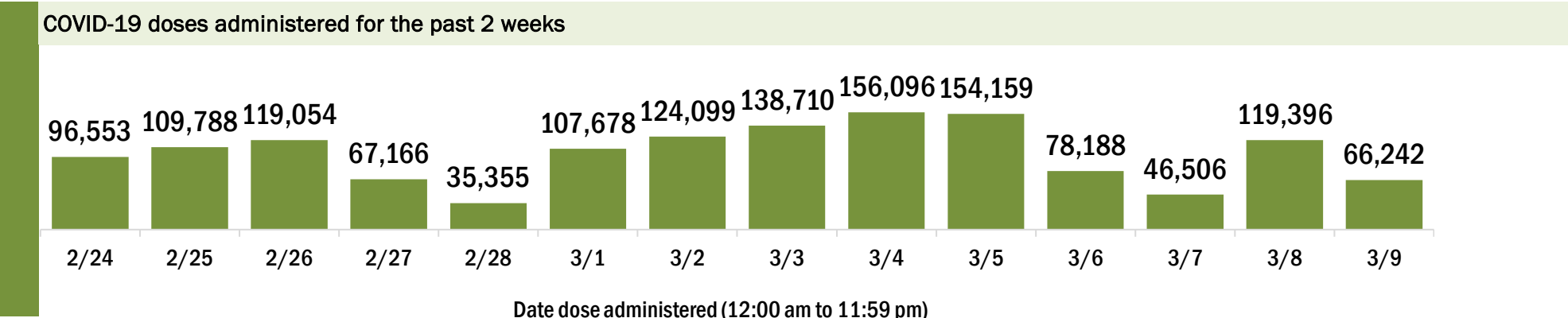
Data in this report are provisional and subject to change. Data are based on county of residence.

Data in this summary pertain to COVID-19 vaccines approved by the U.S. Food and Drug Administration and have been issued an Emergency Use Authorization (Janssen COVID-19 Vaccine, Moderna COVID-19 Vaccine and Pfizer-BioNTech COVID-19 Vaccine). These data summarize the number of people who have received either their first dose or have completed the series for a COVID-19 vaccine. **A person can only be counted in one category, first dose or series complete.** For persons receiving Moderna or Pfizer vaccines, once they receive their second dose, they are moved from the first dose column to the series completed column. **Because of this, the total first dose category may show a change from report to report not matching the total receiving their first dose from the previous day.** Persons receiving Johnson & Johnson vaccines will always be counted in the series completed column.

COVID-19 doses for vaccinated persons in Florida	
Doses administered	5,791,074
People receiving one dose of a 1-dose series (Johnson & Johnson) or receiving only one dose of a 2-dose series (Moderna, Pfizer) count once. Persons receiving both doses of a 2-dose series count twice.	

Current status of persons vaccinated for COVID-19 in Florida	
Total people vaccinated	3,784,870
First dose	1,753,286
Series completed	2,031,584
Completed 1-dose series	25,380
Completed 2-dose series	2,006,204
<b>First dose:</b> current number of people who have only received their first dose of the Moderna or Pfizer vaccine.	
<b>Series complete:</b> current number of people who have received both Moderna or Pfizer vaccine doses or one Johnson & Johnson dose and are considered fully immunized.	

Demographic summary	First dose	Series complete	Total people vaccinated
Age group	1,753,286	2,031,584	3,784,870
16-24 years	24,765	24,313	49,078
25-34 years	62,097	84,645	146,742
35-44 years	86,937	105,991	192,928
45-54 years	127,598	129,641	257,239
55-64 years	222,911	177,319	400,230
65-74 years	678,511	844,935	1,523,446
75-84 years	411,272	488,429	899,701
85+ years	139,195	176,311	315,506
Race	1,753,286	2,031,584	3,784,870
White	1,149,503	1,407,000	2,556,503
Black	112,659	115,744	228,403
American Indian/Alaskan	7,089	7,373	14,462
Other	147,946	249,005	396,951
Unknown	336,089	252,462	588,551
Other race includes Asian, native Hawaiian/Pacific Islander, or other.			
Ethnicity	1,753,286	2,031,584	3,784,870
Hispanic	228,018	210,601	438,619
Non-Hispanic	794,233	1,122,553	1,916,786
Unknown	731,035	698,430	1,429,465
Gender	1,753,286	2,031,584	3,784,870
Female	1,007,305	1,176,374	2,183,679
Male	734,325	852,844	1,587,169
Unknown	11,656	2,366	14,022



# COVID-19: Alachua County vaccine summary

Vaccination data through Mar 9, 2021 as of Mar 10, 2021 at 12:05 AM

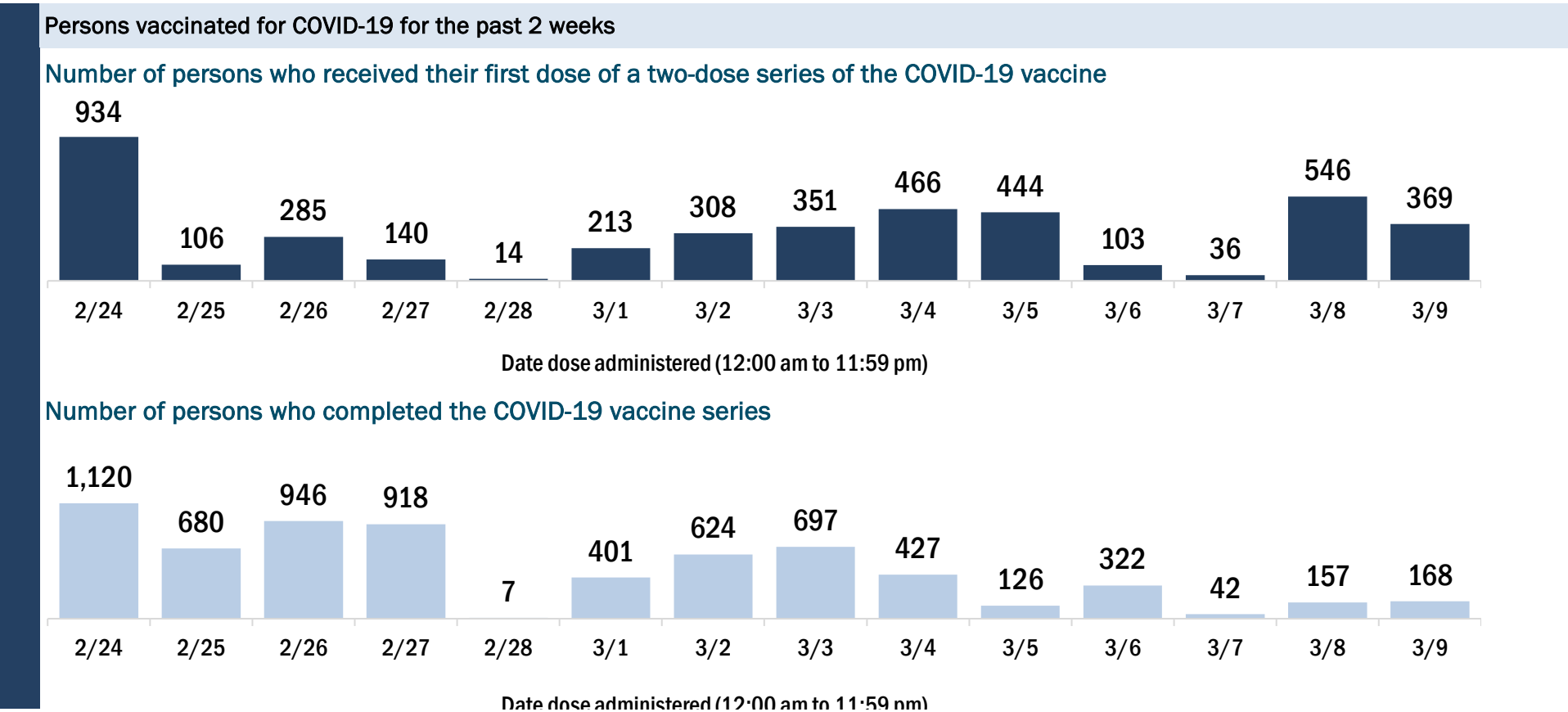
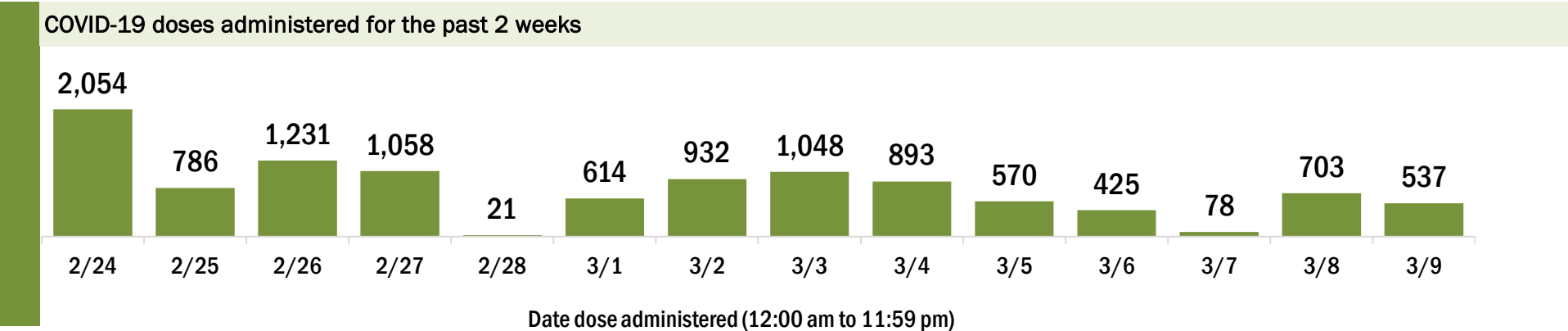
Data in this report are provisional and subject to change.

Data in this summary pertain to COVID-19 vaccines approved by the U.S. Food and Drug Administration and have been issued an Emergency Use Authorization (Janssen COVID-19 Vaccine, Moderna COVID-19 Vaccine and Pfizer-BioNTech COVID-19 Vaccine). These data summarize the number of people who have received either their first dose or have completed the series for a COVID-19 vaccine. **A person can only be counted in one category, first dose or series complete.** For persons receiving Moderna or Pfizer vaccines, once they receive their second dose, they are moved from the first dose column to the series completed column. **Because of this, the total first dose category may show a change from report to report not matching the total receiving their first dose from the previous day.** Persons receiving Johnson & Johnson vaccines will always be counted in the series completed column.

COVID-19 doses for vaccinated persons in Florida	
Doses administered	90,471
People receiving one dose of a 1-dose series (Johnson & Johnson) or receiving only one dose of a 2-dose series (Moderna, Pfizer) count once. Persons receiving both doses of a 2-dose series count twice.	

Current status of persons vaccinated for COVID-19 in Florida	
Total people vaccinated	51,383
First dose	12,018
Series completed	39,365
Completed 1-dose series	277
Completed 2-dose series	39,088
First dose: current number of people who have only received their first dose of the Moderna or Pfizer vaccine.	
Series complete: current number of people who have received both Moderna or Pfizer vaccine doses or one Johnson & Johnson dose and are considered fully immunized.	

Demographic summary	First dose	Series complete	Total people vaccinated
Age group	12,018	39,365	51,383
16-24 years	698	1,838	2,536
25-34 years	1,198	5,172	6,370
35-44 years	1,053	3,889	4,942
45-54 years	1,037	3,596	4,633
55-64 years	1,629	4,068	5,697
65-74 years	4,115	11,437	15,552
75-84 years	1,695	6,729	8,424
85+ years	593	2,636	3,229
Race	12,018	39,365	51,383
White	7,144	28,597	35,741
Black	1,334	2,939	4,273
American Indian/Alaskan	34	116	150
Other	1,548	6,189	7,737
Unknown	1,958	1,524	3,482
Other race includes Asian, native Hawaiian/Pacific Islander, or other.			
Ethnicity	12,018	39,365	51,383
Hispanic	457	2,042	2,499
Non-Hispanic	4,762	29,041	33,803
Unknown	6,799	8,282	15,081
Gender	12,018	39,365	51,383
Female	7,033	23,647	30,680
Male	4,966	15,714	20,680
Unknown	19	4	23



# COVID-19: Baker County vaccine summary

Vaccination data through Mar 9, 2021 as of Mar 10, 2021 at 12:05 AM

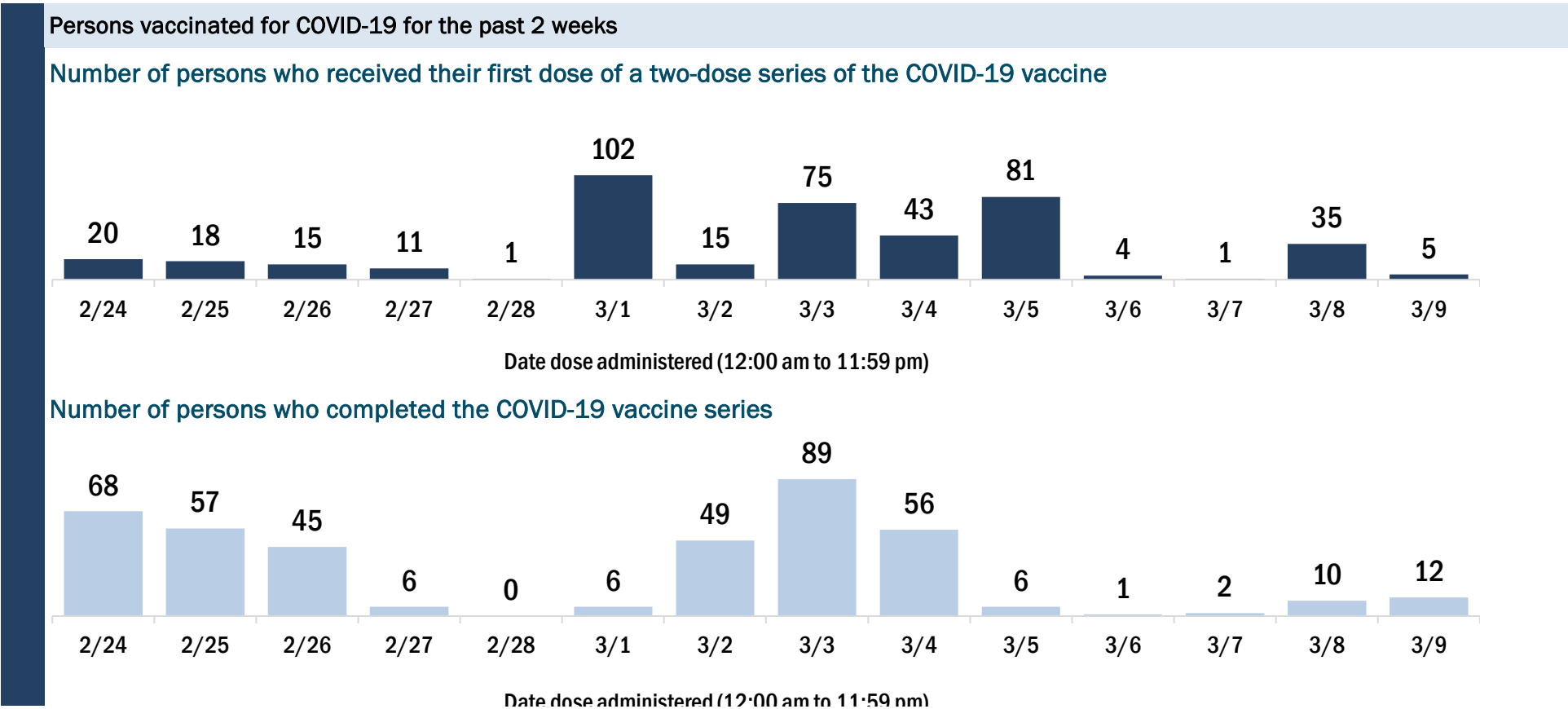
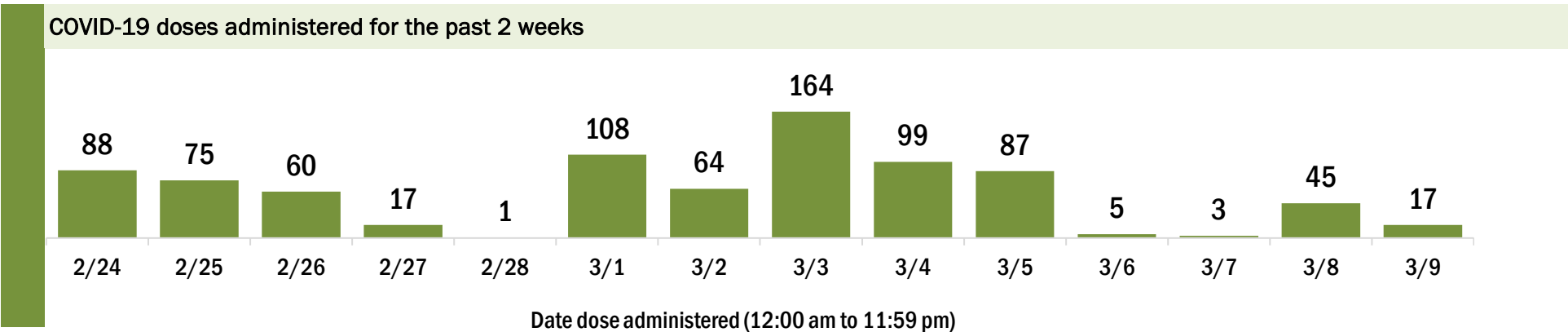
Data in this report are provisional and subject to change.

Data in this summary pertain to COVID-19 vaccines approved by the U.S. Food and Drug Administration and have been issued an Emergency Use Authorization (Janssen COVID-19 Vaccine, Moderna COVID-19 Vaccine and Pfizer-BioNTech COVID-19 Vaccine). These data summarize the number of people who have received either their first dose or have completed the series for a COVID-19 vaccine. **A person can only be counted in one category, first dose or series complete.** For persons receiving Moderna or Pfizer vaccines, once they receive their second dose, they are moved from the first dose column to the series completed column. **Because of this, the total first dose category may show a change from report to report not matching the total receiving their first dose from the previous day.** Persons receiving Johnson & Johnson vaccines will always be counted in the series completed column.

COVID-19 doses for vaccinated persons in Florida	
Doses administered	4,883
People receiving one dose of a 1-dose series (Johnson & Johnson) or receiving only one dose of a 2-dose series (Moderna, Pfizer) count once. Persons receiving both doses of a 2-dose series count twice.	

Current status of persons vaccinated for COVID-19 in Florida	
Total people vaccinated	3,030
First dose	1,167
Series completed	1,863
Completed 1-dose series	10
Completed 2-dose series	1,853
<b>First dose:</b> current number of people who have only received their first dose of the Moderna or Pfizer vaccine.	
<b>Series complete:</b> current number of people who have received both Moderna or Pfizer vaccine doses or one Johnson & Johnson dose and are considered fully immunized.	

Demographic summary	First dose	Series complete	Total people vaccinated
Age group	1,167	1,863	3,030
16-24 years	17	26	43
25-34 years	46	82	128
35-44 years	52	117	169
45-54 years	114	129	243
55-64 years	203	206	409
65-74 years	461	752	1,213
75-84 years	209	432	641
85+ years	65	119	184
Race	1,167	1,863	3,030
White	879	1,405	2,284
Black	114	114	228
American Indian/Alaskan	9	11	20
Other	81	169	250
Unknown	84	164	248
Other race includes Asian, native Hawaiian/Pacific Islander, or other.			
Ethnicity	1,167	1,863	3,030
Hispanic	23	18	41
Non-Hispanic	731	953	1,684
Unknown	413	892	1,305
Gender	1,167	1,863	3,030
Female	684	1,034	1,718
Male	483	829	1,312
Unknown	0	0	0



# COVID-19: Bay County vaccine summary

Vaccination data through Mar 9, 2021 as of Mar 10, 2021 at 12:05 AM

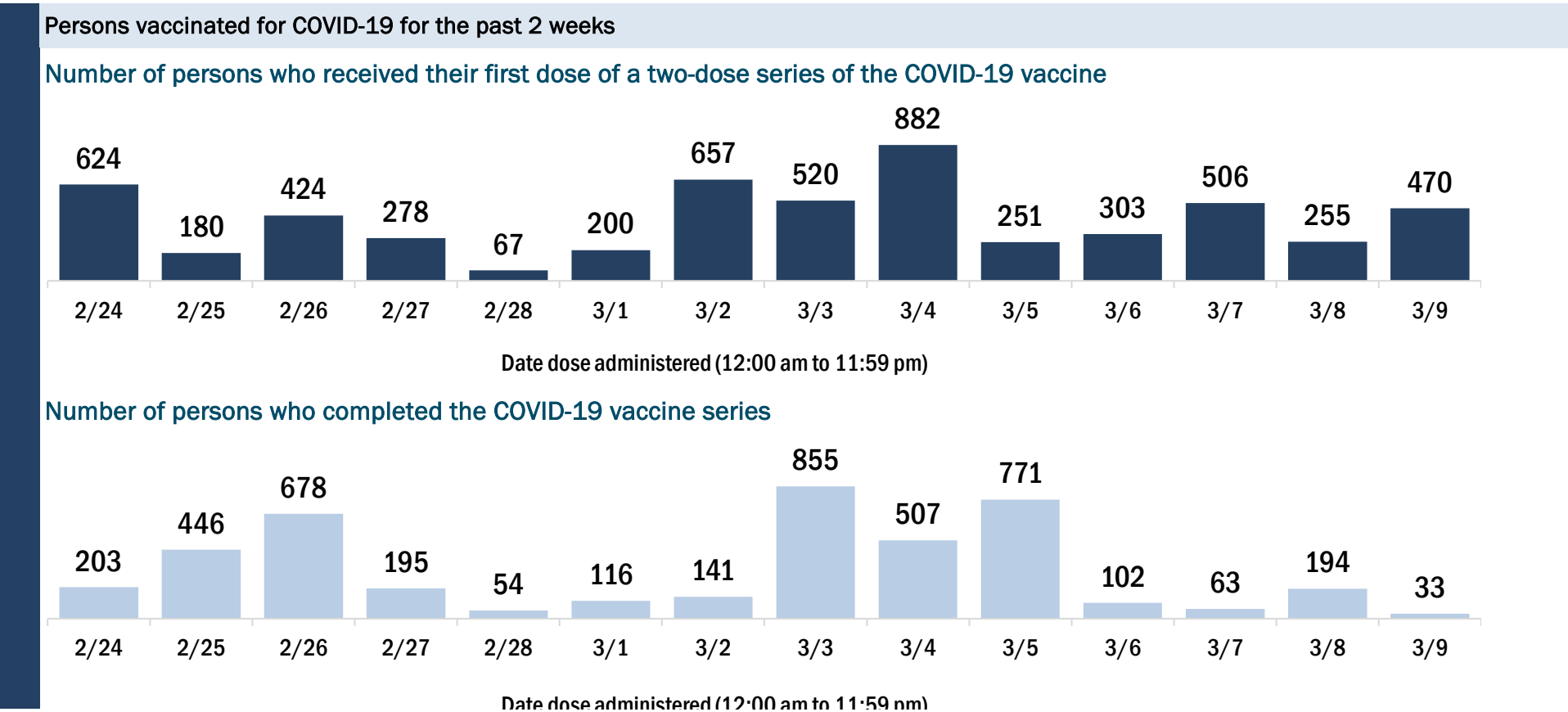
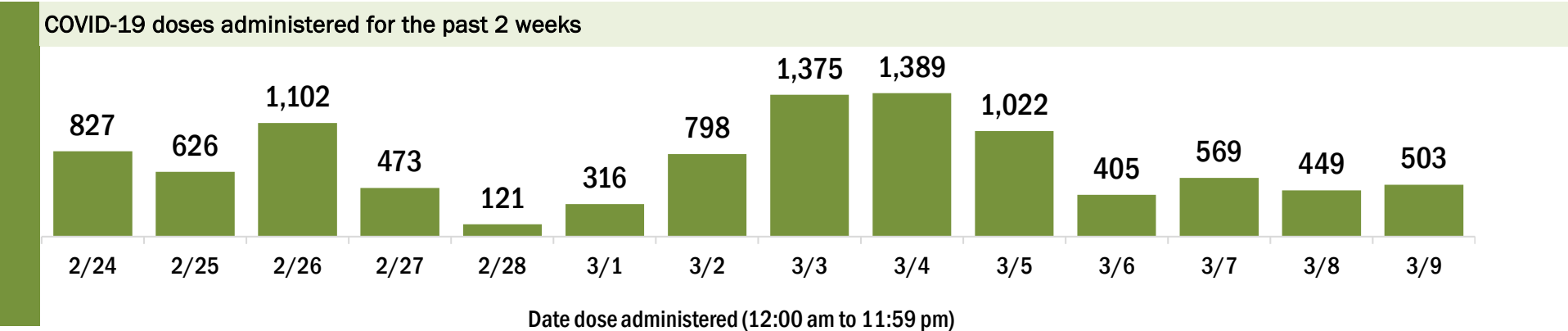
Data in this report are provisional and subject to change.

Data in this summary pertain to COVID-19 vaccines approved by the U.S. Food and Drug Administration and have been issued an Emergency Use Authorization (Janssen COVID-19 Vaccine, Moderna COVID-19 Vaccine and Pfizer-BioNTech COVID-19 Vaccine). These data summarize the number of people who have received either their first dose or have completed the series for a COVID-19 vaccine. **A person can only be counted in one category, first dose or series complete.** For persons receiving Moderna or Pfizer vaccines, once they receive their second dose, they are moved from the first dose column to the series completed column. **Because of this, the total first dose category may show a change from report to report not matching the total receiving their first dose from the previous day.** Persons receiving Johnson & Johnson vaccines will always be counted in the series completed column.

COVID-19 doses for vaccinated persons in Florida	
Doses administered	42,259
People receiving one dose of a 1-dose series (Johnson & Johnson) or receiving only one dose of a 2-dose series (Moderna, Pfizer) count once. Persons receiving both doses of a 2-dose series count twice.	

Current status of persons vaccinated for COVID-19 in Florida	
Total people vaccinated	27,117
First dose	11,952
Series completed	15,165
Completed 1-dose series	23
Completed 2-dose series	15,142
First dose: current number of people who have only received their first dose of the Moderna or Pfizer vaccine.	
Series complete: current number of people who have received both Moderna or Pfizer vaccine doses or one Johnson & Johnson dose and are considered fully immunized.	

Demographic summary	First dose	Series complete	Total people vaccinated
Age group	11,952	15,165	27,117
16-24 years	249	135	384
25-34 years	474	485	959
35-44 years	837	786	1,623
45-54 years	1,267	1,062	2,329
55-64 years	2,430	1,505	3,935
65-74 years	4,093	6,480	10,573
75-84 years	1,951	3,561	5,512
85+ years	651	1,151	1,802
Race	11,952	15,165	27,117
White	8,002	10,105	18,107
Black	923	632	1,555
American Indian/Alaskan	38	79	117
Other	926	1,597	2,523
Unknown	2,063	2,752	4,815
Other race includes Asian, native Hawaiian/Pacific Islander, or other.			
Ethnicity	11,952	15,165	27,117
Hispanic	389	200	589
Non-Hispanic	6,672	7,668	14,340
Unknown	4,891	7,297	12,188
Gender	11,952	15,165	27,117
Female	6,939	8,501	15,440
Male	5,008	6,663	11,671
Unknown	5	1	6





# COVID-19: Bradford County vaccine summary

Vaccination data through Mar 9, 2021 as of Mar 10, 2021 at 12:05 AM

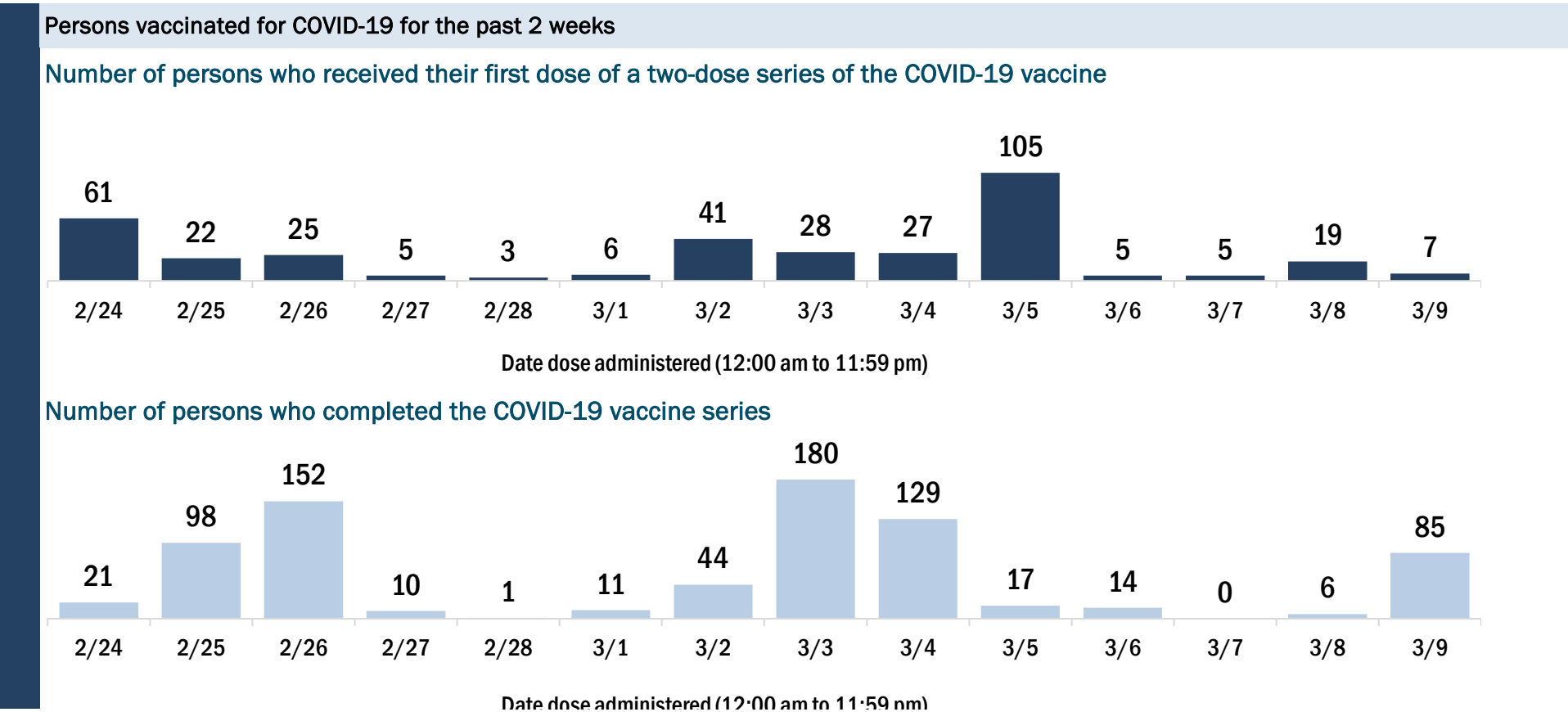
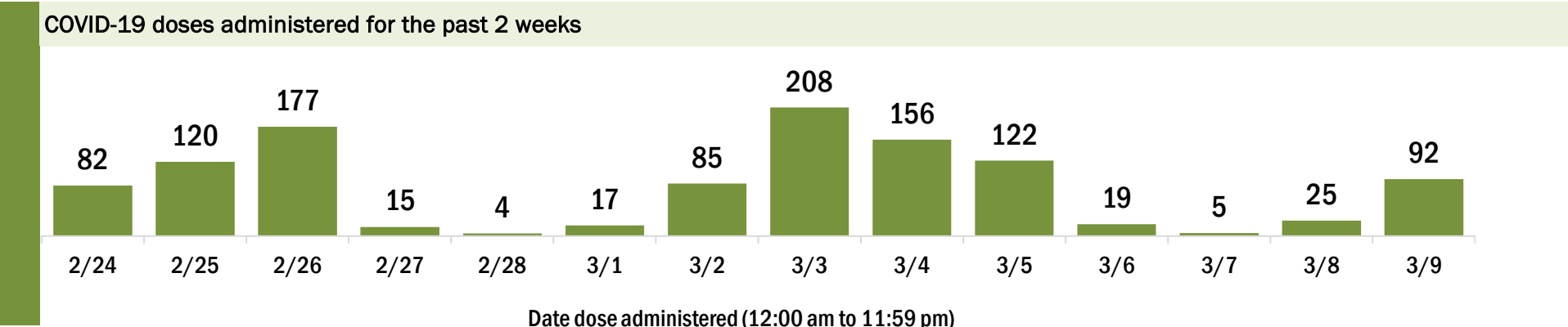
Data in this report are provisional and subject to change.

Data in this summary pertain to COVID-19 vaccines approved by the U.S. Food and Drug Administration and have been issued an Emergency Use Authorization (Janssen COVID-19 Vaccine, Moderna COVID-19 Vaccine and Pfizer-BioNTech COVID-19 Vaccine). These data summarize the number of people who have received either their first dose or have completed the series for a COVID-19 vaccine. **A person can only be counted in one category, first dose or series complete.** For persons receiving Moderna or Pfizer vaccines, once they receive their second dose, they are moved from the first dose column to the series completed column. **Because of this, the total first dose category may show a change from report to report not matching the total receiving their first dose from the previous day.** Persons receiving Johnson & Johnson vaccines will always be counted in the series completed column.

COVID-19 doses for vaccinated persons in Florida	
Doses administered	5,110
People receiving one dose of a 1-dose series (Johnson & Johnson) or receiving only one dose of a 2-dose series (Moderna, Pfizer) count once. Persons receiving both doses of a 2-dose series count twice.	

Current status of persons vaccinated for COVID-19 in Florida	
Total people vaccinated	2,951
First dose	790
Series completed	2,161
Completed 1-dose series	2
Completed 2-dose series	2,159
First dose: current number of people who have only received their first dose of the Moderna or Pfizer vaccine.	
Series complete: current number of people who have received both Moderna or Pfizer vaccine doses or one Johnson & Johnson dose and are considered fully immunized.	

Demographic summary	First dose	Series complete	Total people vaccinated
Age group	790	2,161	2,951
16-24 years	15	12	27
25-34 years	23	57	80
35-44 years	32	70	102
45-54 years	59	115	174
55-64 years	156	153	309
65-74 years	315	937	1,252
75-84 years	142	609	751
85+ years	48	208	256
Race	790	2,161	2,951
White	590	1,675	2,265
Black	97	187	284
American Indian/Alaskan	6	13	19
Other	55	234	289
Unknown	42	52	94
Other race includes Asian, native Hawaiian/Pacific Islander, or other.			
Ethnicity	790	2,161	2,951
Hispanic	13	18	31
Non-Hispanic	646	1,936	2,582
Unknown	131	207	338
Gender	790	2,161	2,951
Female	493	1,257	1,750
Male	297	904	1,201
Unknown	0	0	0



# COVID-19: Brevard County vaccine summary

Vaccination data through Mar 9, 2021 as of Mar 10, 2021 at 12:05 AM

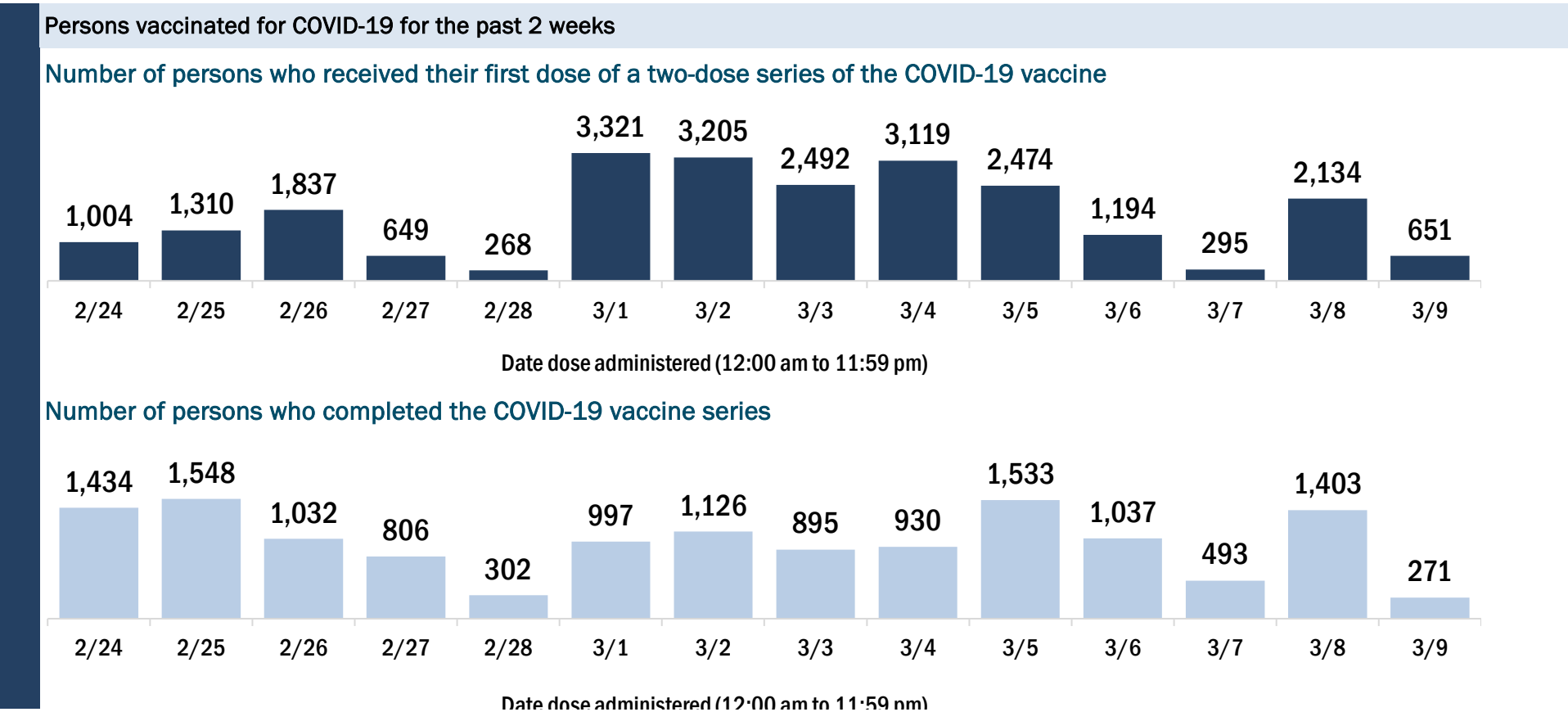
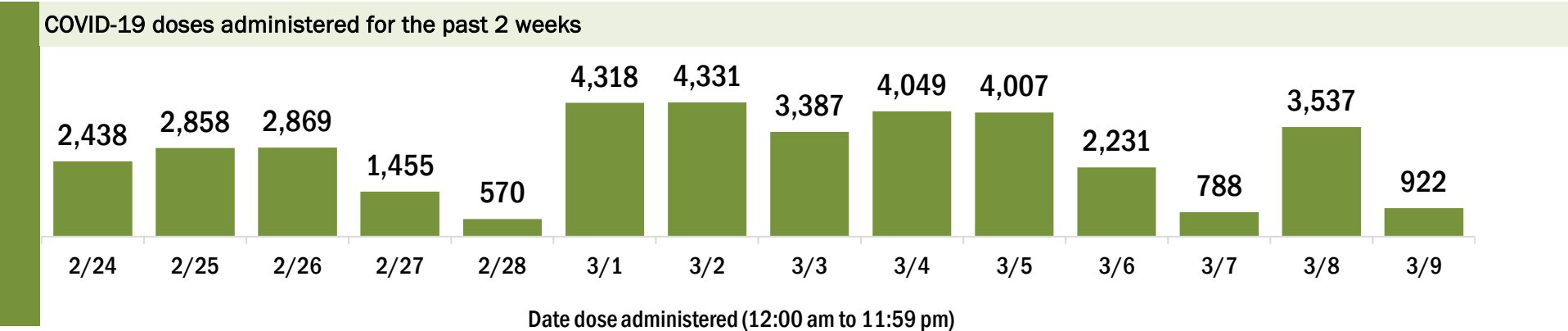
Data in this report are provisional and subject to change.

Data in this summary pertain to COVID-19 vaccines approved by the U.S. Food and Drug Administration and have been issued an Emergency Use Authorization (Janssen COVID-19 Vaccine, Moderna COVID-19 Vaccine and Pfizer-BioNTech COVID-19 Vaccine). These data summarize the number of people who have received either their first dose or have completed the series for a COVID-19 vaccine. **A person can only be counted in one category, first dose or series complete.** For persons receiving Moderna or Pfizer vaccines, once they receive their second dose, they are moved from the first dose column to the series completed column. **Because of this, the total first dose category may show a change from report to report not matching the total receiving their first dose from the previous day.** Persons receiving Johnson & Johnson vaccines will always be counted in the series completed column.

COVID-19 doses for vaccinated persons in Florida	
Doses administered	151,825
People receiving one dose of a 1-dose series (Johnson & Johnson) or receiving only one dose of a 2-dose series (Moderna, Pfizer) count once. Persons receiving both doses of a 2-dose series count twice.	

Current status of persons vaccinated for COVID-19 in Florida	
Total people vaccinated	101,268
First dose	50,233
Series completed	51,035
Completed 1-dose series	478
Completed 2-dose series	50,557
First dose: current number of people who have only received their first dose of the Moderna or Pfizer vaccine.	
Series complete: current number of people who have received both Moderna or Pfizer vaccine doses or one Johnson & Johnson dose and are considered fully immunized.	

Demographic summary	First dose	Series complete	Total people vaccinated
Age group	50,233	51,035	101,268
16-24 years	461	518	979
25-34 years	1,200	1,741	2,941
35-44 years	1,771	2,579	4,350
45-54 years	2,772	3,327	6,099
55-64 years	6,789	4,709	11,498
65-74 years	20,112	21,439	41,551
75-84 years	12,635	11,880	24,515
85+ years	4,493	4,842	9,335
Race	50,233	51,035	101,268
White	29,997	33,231	63,228
Black	2,528	1,806	4,334
American Indian/Alaskan	204	243	447
Other	3,481	6,832	10,313
Unknown	14,023	8,923	22,946
Other race includes Asian, native Hawaiian/Pacific Islander, or other.			
Ethnicity	50,233	51,035	101,268
Hispanic	1,398	1,069	2,467
Non-Hispanic	20,502	23,708	44,210
Unknown	28,333	26,258	54,591
Gender	50,233	51,035	101,268
Female	29,591	30,155	59,746
Male	20,403	20,851	41,254
Unknown	239	29	268



# COVID-19: Broward County vaccine summary

Vaccination data through Mar 9, 2021 as of Mar 10, 2021 at 12:05 AM

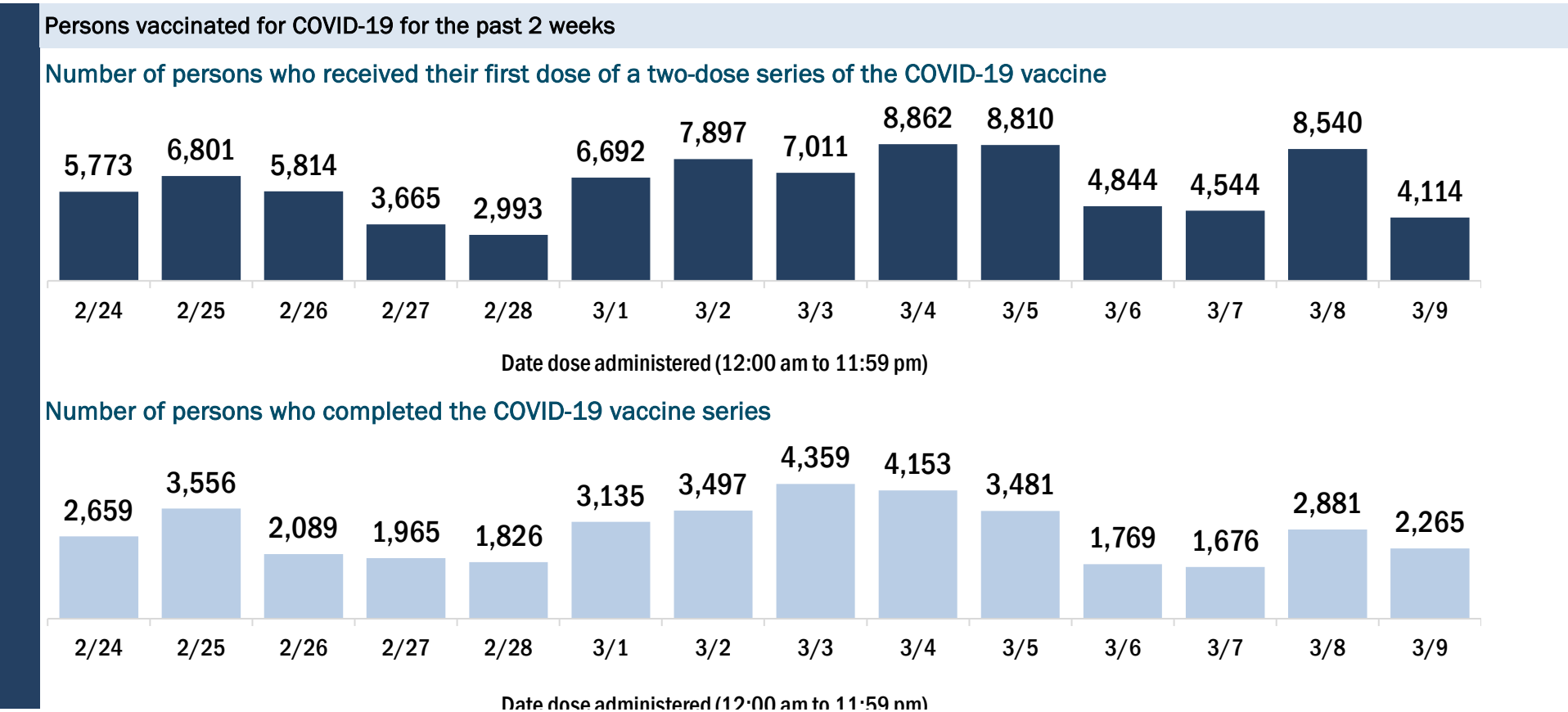
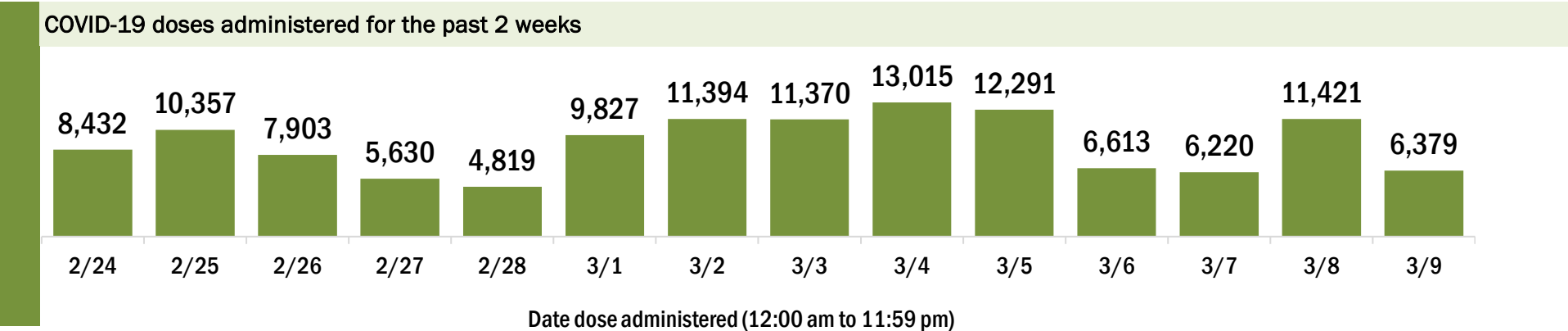
Data in this report are provisional and subject to change.

Data in this summary pertain to COVID-19 vaccines approved by the U.S. Food and Drug Administration and have been issued an Emergency Use Authorization (Janssen COVID-19 Vaccine, Moderna COVID-19 Vaccine and Pfizer-BioNTech COVID-19 Vaccine). These data summarize the number of people who have received either their first dose or have completed the series for a COVID-19 vaccine. **A person can only be counted in one category, first dose or series complete.** For persons receiving Moderna or Pfizer vaccines, once they receive their second dose, they are moved from the first dose column to the series completed column. **Because of this, the total first dose category may show a change from report to report not matching the total receiving their first dose from the previous day.** Persons receiving Johnson & Johnson vaccines will always be counted in the series completed column.

COVID-19 doses for vaccinated persons in Florida	
Doses administered	509,436
People receiving one dose of a 1-dose series (Johnson & Johnson) or receiving only one dose of a 2-dose series (Moderna, Pfizer) count once. Persons receiving both doses of a 2-dose series count twice.	

Current status of persons vaccinated for COVID-19 in Florida	
Total people vaccinated	329,991
First dose	148,477
Series completed	181,514
Completed 1-dose series	2,069
Completed 2-dose series	179,445
First dose: current number of people who have only received their first dose of the Moderna or Pfizer vaccine.	
Series complete: current number of people who have received both Moderna or Pfizer vaccine doses or one Johnson & Johnson dose and are considered fully immunized.	

Demographic summary	First dose	Series complete	Total people vaccinated
Age group	148,477	181,514	329,991
16-24 years	2,540	1,635	4,175
25-34 years	6,743	7,041	13,784
35-44 years	10,103	9,765	19,868
45-54 years	16,300	13,391	29,691
55-64 years	27,165	17,868	45,033
65-74 years	48,503	75,883	124,386
75-84 years	26,216	40,600	66,816
85+ years	10,907	15,331	26,238
Race	148,477	181,514	329,991
White	90,213	127,232	217,445
Black	19,532	19,162	38,694
American Indian/Alaskan	904	947	1,851
Other	14,262	20,471	34,733
Unknown	23,566	13,702	37,268
Other race includes Asian, native Hawaiian/Pacific Islander, or other.			
Ethnicity	148,477	181,514	329,991
Hispanic	29,007	30,129	59,136
Non-Hispanic	68,307	110,660	178,967
Unknown	51,163	40,725	91,888
Gender	148,477	181,514	329,991
Female	84,650	103,147	187,797
Male	63,453	78,315	141,768
Unknown	374	52	426



# COVID-19: Calhoun County vaccine summary

Vaccination data through Mar 9, 2021 as of Mar 10, 2021 at 12:05 AM

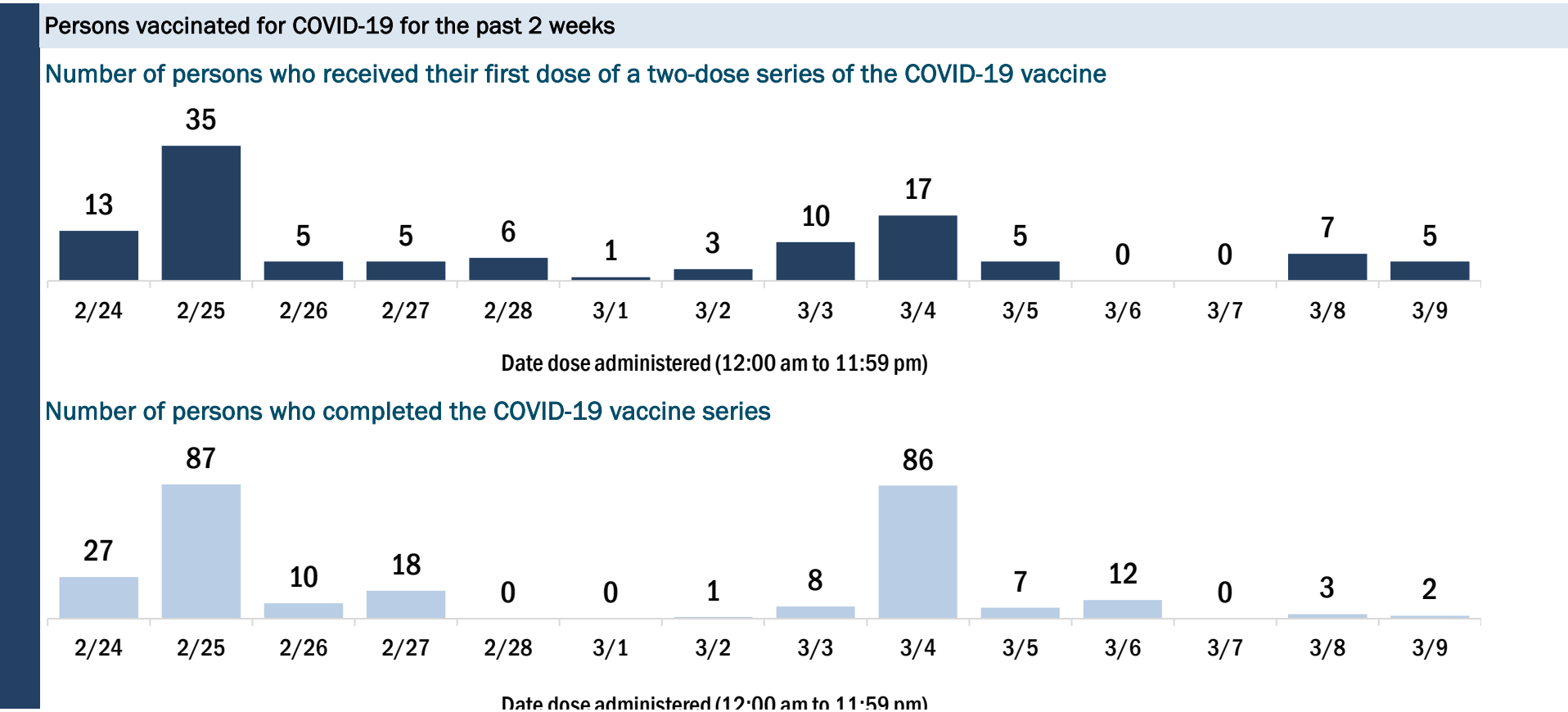
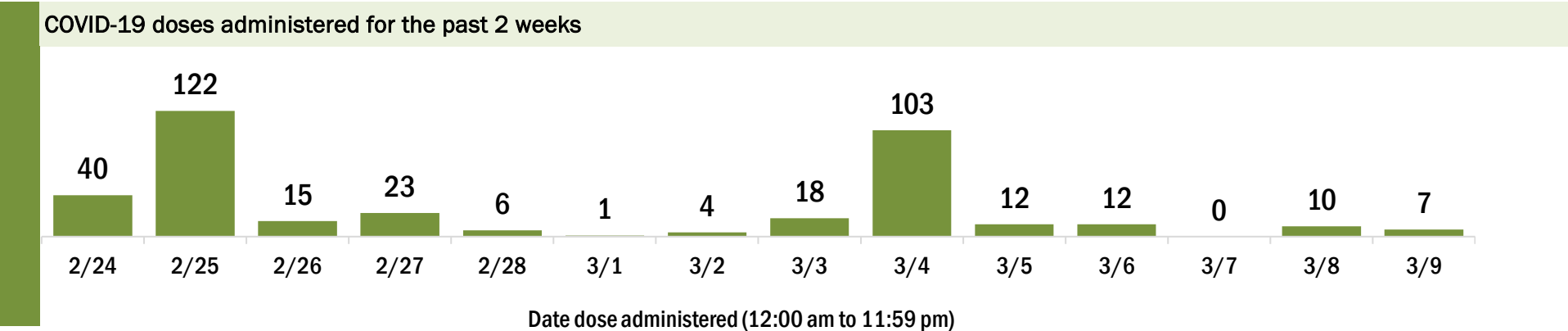
Data in this report are provisional and subject to change.

Data in this summary pertain to COVID-19 vaccines approved by the U.S. Food and Drug Administration and have been issued an Emergency Use Authorization (Janssen COVID-19 Vaccine, Moderna COVID-19 Vaccine and Pfizer-BioNTech COVID-19 Vaccine). These data summarize the number of people who have received either their first dose or have completed the series for a COVID-19 vaccine. **A person can only be counted in one category, first dose or series complete.** For persons receiving Moderna or Pfizer vaccines, once they receive their second dose, they are moved from the first dose column to the series completed column. **Because of this, the total first dose category may show a change from report to report not matching the total receiving their first dose from the previous day.** Persons receiving Johnson & Johnson vaccines will always be counted in the series completed column.

COVID-19 doses for vaccinated persons in Florida	
Doses administered	3,460
People receiving one dose of a 1-dose series (Johnson & Johnson) or receiving only one dose of a 2-dose series (Moderna, Pfizer) count once. Persons receiving both doses of a 2-dose series count twice.	

Current status of persons vaccinated for COVID-19 in Florida	
Total people vaccinated	1,975
First dose	476
Series completed	1,499
Completed 1-dose series	14
Completed 2-dose series	1,485
<b>First dose:</b> current number of people who have only received their first dose of the Moderna or Pfizer vaccine.	
<b>Series complete:</b> current number of people who have received both Moderna or Pfizer vaccine doses or one Johnson & Johnson dose and are considered fully immunized.	

Demographic summary	First dose	Series complete	Total people vaccinated
Age group	476	1,499	1,975
16-24 years	13	7	20
25-34 years	6	39	45
35-44 years	23	60	83
45-54 years	40	100	140
55-64 years	107	154	261
65-74 years	172	599	771
75-84 years	85	386	471
85+ years	30	154	184
Race	476	1,499	1,975
White	330	1,035	1,365
Black	55	60	115
American Indian/Alaskan	4	11	15
Other	38	276	314
Unknown	49	117	166
Other race includes Asian, native Hawaiian/Pacific Islander, or other.			
Ethnicity	476	1,499	1,975
Hispanic	5	25	30
Non-Hispanic	239	829	1,068
Unknown	232	645	877
Gender	476	1,499	1,975
Female	256	847	1,103
Male	219	652	871
Unknown	1	0	1





# COVID-19: Charlotte County vaccine summary

Vaccination data through Mar 9, 2021 as of Mar 10, 2021 at 12:05 AM

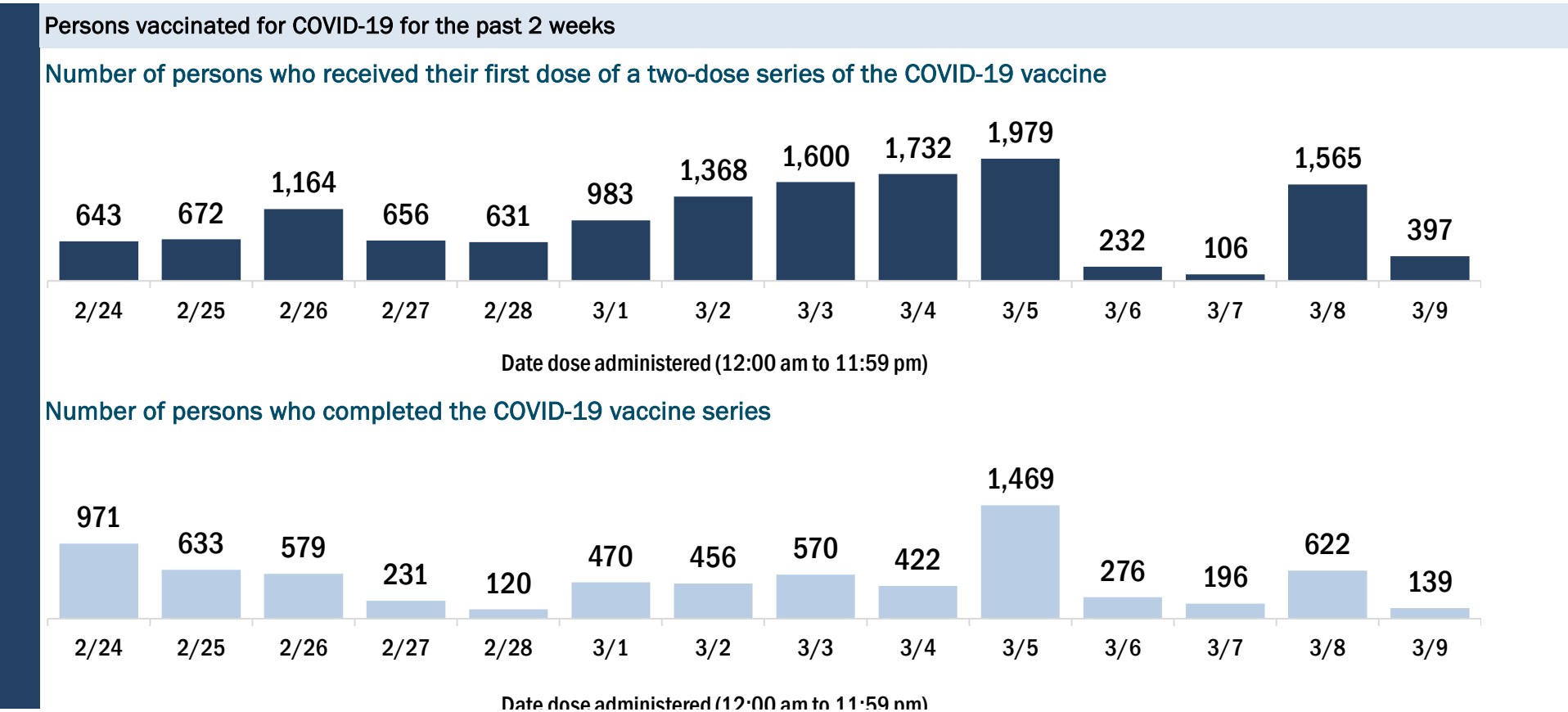
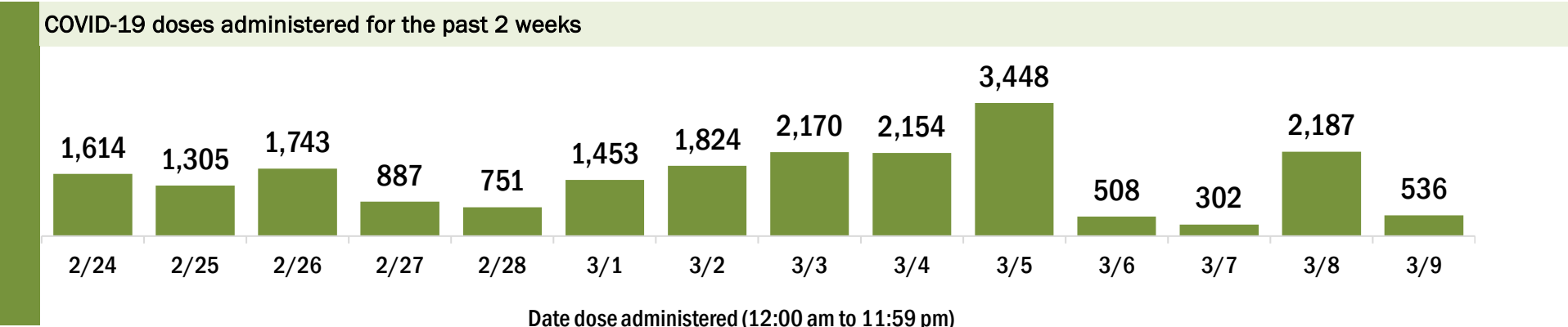
Data in this report are provisional and subject to change.

Data in this summary pertain to COVID-19 vaccines approved by the U.S. Food and Drug Administration and have been issued an Emergency Use Authorization (Janssen COVID-19 Vaccine, Moderna COVID-19 Vaccine and Pfizer-BioNTech COVID-19 Vaccine). These data summarize the number of people who have received either their first dose or have completed the series for a COVID-19 vaccine. **A person can only be counted in one category, first dose or series complete.** For persons receiving Moderna or Pfizer vaccines, once they receive their second dose, they are moved from the first dose column to the series completed column. **Because of this, the total first dose category may show a change from report to report not matching the total receiving their first dose from the previous day.** Persons receiving Johnson & Johnson vaccines will always be counted in the series completed column.

COVID-19 doses for vaccinated persons in Florida	
Doses administered	63,615
People receiving one dose of a 1-dose series (Johnson & Johnson) or receiving only one dose of a 2-dose series (Moderna, Pfizer) count once. Persons receiving both doses of a 2-dose series count twice.	

Current status of persons vaccinated for COVID-19 in Florida	
Total people vaccinated	44,605
First dose	25,456
Series completed	19,149
Completed 1-dose series	139
Completed 2-dose series	19,010
First dose: current number of people who have only received their first dose of the Moderna or Pfizer vaccine.	
Series complete: current number of people who have received both Moderna or Pfizer vaccine doses or one Johnson & Johnson dose and are considered fully immunized.	

Demographic summary	First dose	Series complete	Total people vaccinated
Age group	25,456	19,149	44,605
16-24 years	75	122	197
25-34 years	163	385	548
35-44 years	261	546	807
45-54 years	472	979	1,451
55-64 years	1,258	1,634	2,892
65-74 years	12,574	9,029	21,603
75-84 years	8,488	4,648	13,136
85+ years	2,165	1,806	3,971
Race	25,456	19,149	44,605
White	17,776	12,737	30,513
Black	334	249	583
American Indian/Alaskan	103	40	143
Other	1,342	2,388	3,730
Unknown	5,901	3,735	9,636
Other race includes Asian, native Hawaiian/Pacific Islander, or other.			
Ethnicity	25,456	19,149	44,605
Hispanic	347	246	593
Non-Hispanic	10,364	8,987	19,351
Unknown	14,745	9,916	24,661
Gender	25,456	19,149	44,605
Female	13,917	11,036	24,953
Male	11,513	8,110	19,623
Unknown	26	3	29



# COVID-19: Citrus County vaccine summary

Vaccination data through Mar 9, 2021 as of Mar 10, 2021 at 12:05 AM

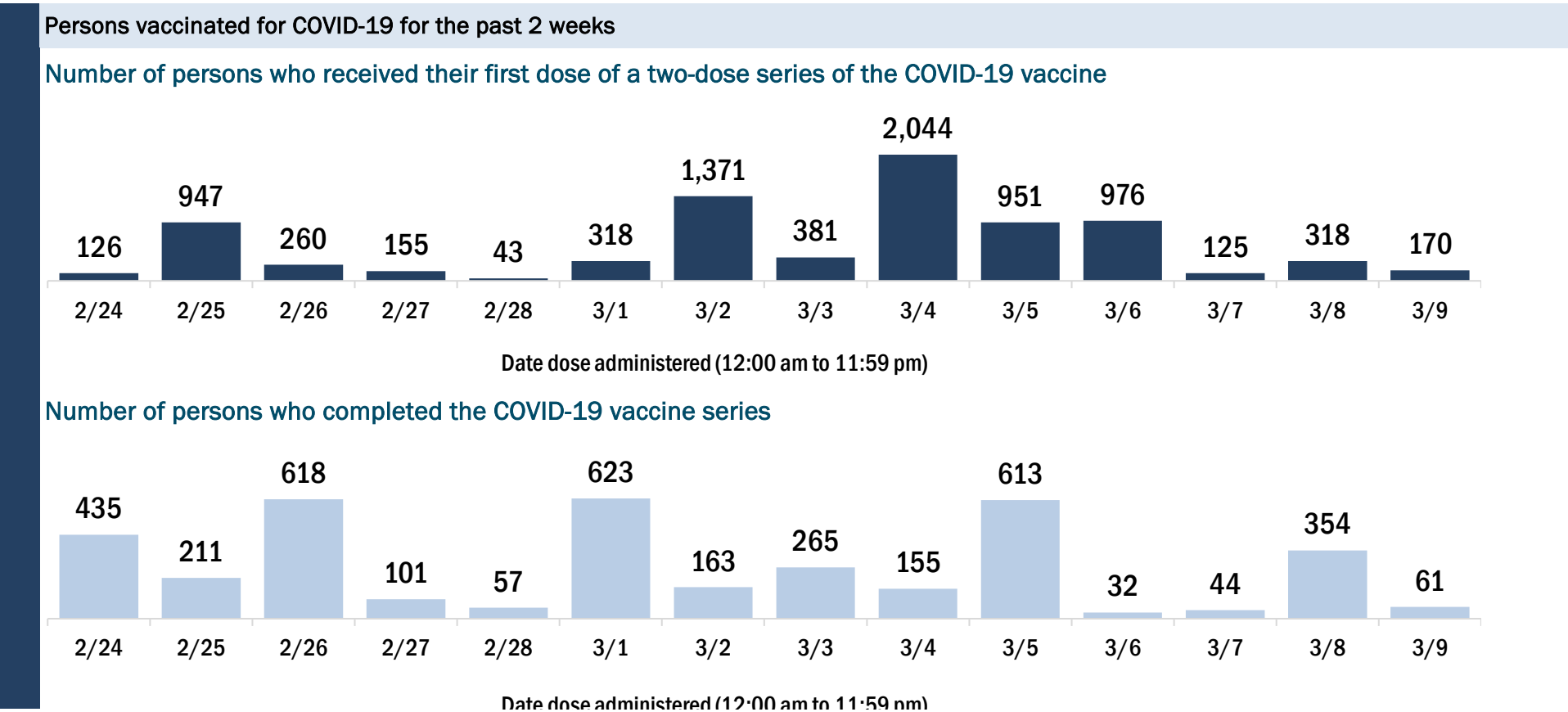
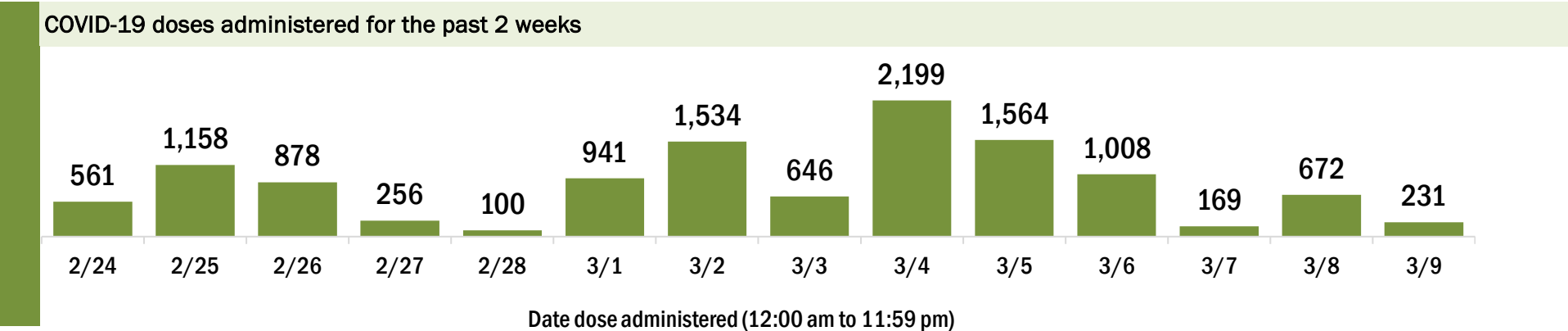
Data in this report are provisional and subject to change.

Data in this summary pertain to COVID-19 vaccines approved by the U.S. Food and Drug Administration and have been issued an Emergency Use Authorization (Janssen COVID-19 Vaccine, Moderna COVID-19 Vaccine and Pfizer-BioNTech COVID-19 Vaccine). These data summarize the number of people who have received either their first dose or have completed the series for a COVID-19 vaccine. **A person can only be counted in one category, first dose or series complete.** For persons receiving Moderna or Pfizer vaccines, once they receive their second dose, they are moved from the first dose column to the series completed column. **Because of this, the total first dose category may show a change from report to report not matching the total receiving their first dose from the previous day.** Persons receiving Johnson & Johnson vaccines will always be counted in the series completed column.

COVID-19 doses for vaccinated persons in Florida	
Doses administered	47,565
People receiving one dose of a 1-dose series (Johnson & Johnson) or receiving only one dose of a 2-dose series (Moderna, Pfizer) count once. Persons receiving both doses of a 2-dose series count twice.	

Current status of persons vaccinated for COVID-19 in Florida	
Total people vaccinated	32,098
First dose	16,594
Series completed	15,504
Completed 1-dose series	37
Completed 2-dose series	15,467
<b>First dose:</b> current number of people who have only received their first dose of the Moderna or Pfizer vaccine.	
<b>Series complete:</b> current number of people who have received both Moderna or Pfizer vaccine doses or one Johnson & Johnson dose and are considered fully immunized.	

Demographic summary	First dose	Series complete	Total people vaccinated
Age group	16,594	15,504	32,098
16-24 years	74	143	217
25-34 years	133	362	495
35-44 years	198	481	679
45-54 years	308	718	1,026
55-64 years	727	1,158	1,885
65-74 years	7,949	6,752	14,701
75-84 years	5,677	4,433	10,110
85+ years	1,528	1,457	2,985
Race	16,594	15,504	32,098
White	13,533	9,166	22,699
Black	200	180	380
American Indian/Alaskan	102	42	144
Other	691	2,045	2,736
Unknown	2,068	4,071	6,139
Other race includes Asian, native Hawaiian/Pacific Islander, or other.			
Ethnicity	16,594	15,504	32,098
Hispanic	382	256	638
Non-Hispanic	10,529	5,944	16,473
Unknown	5,683	9,304	14,987
Gender	16,594	15,504	32,098
Female	9,503	8,829	18,332
Male	7,039	6,664	13,703
Unknown	52	11	63



# COVID-19: Clay County vaccine summary

Vaccination data through Mar 9, 2021 as of Mar 10, 2021 at 12:05 AM

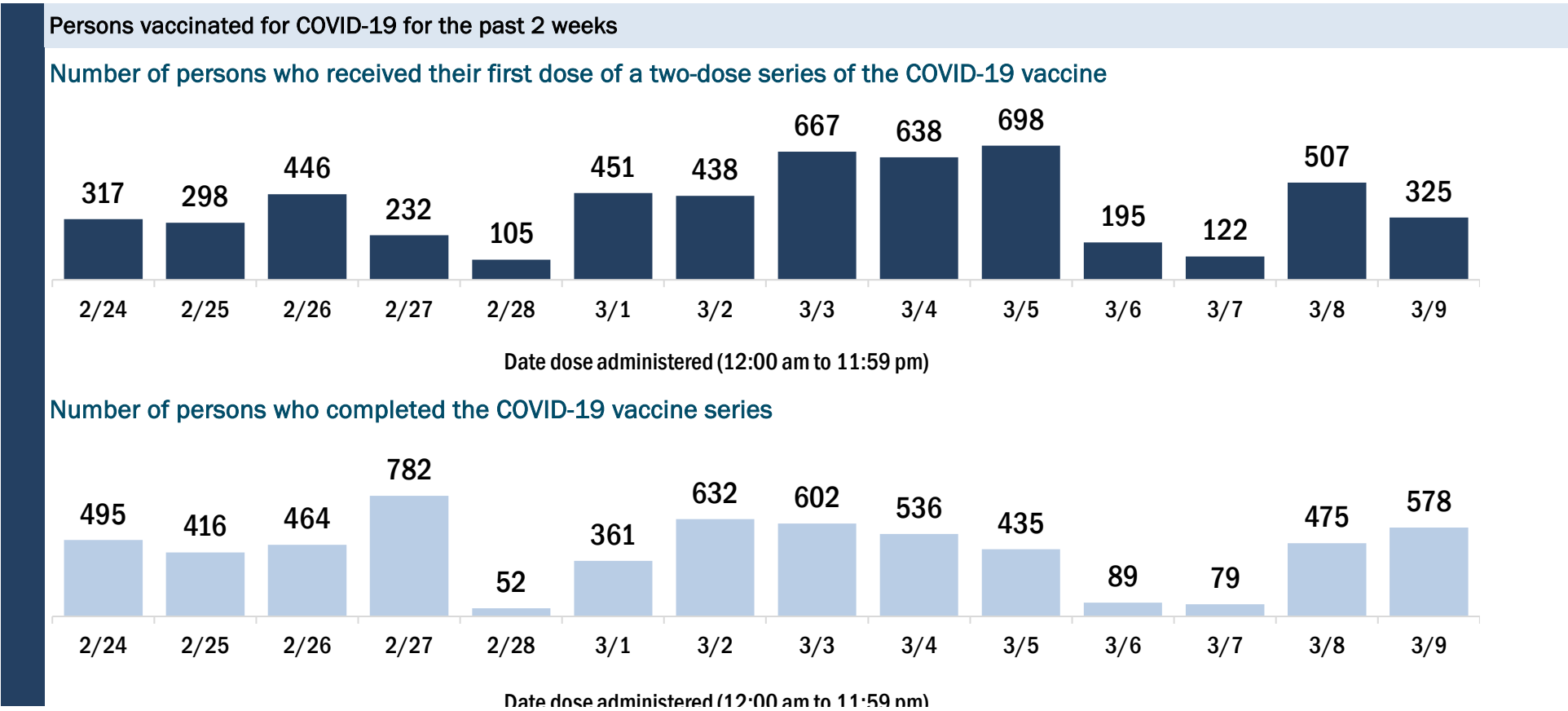
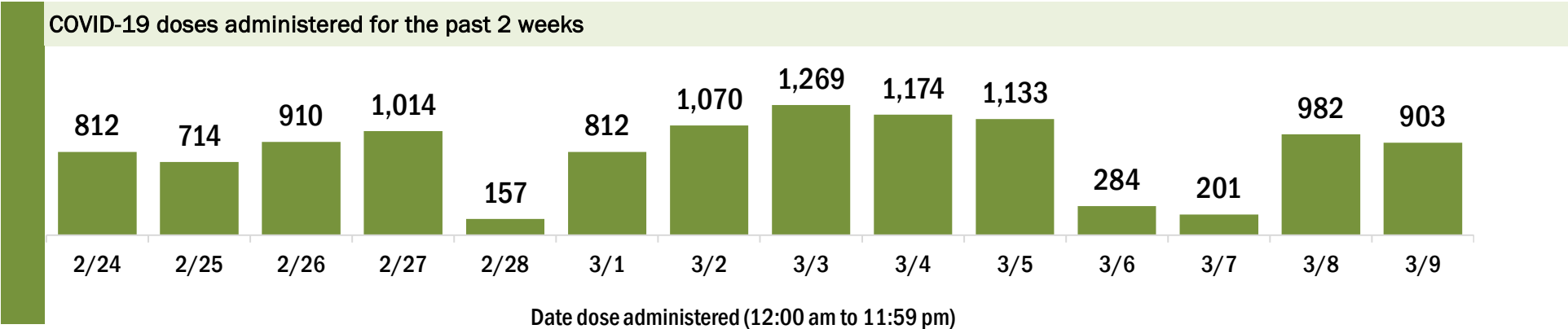
Data in this report are provisional and subject to change.

Data in this summary pertain to COVID-19 vaccines approved by the U.S. Food and Drug Administration and have been issued an Emergency Use Authorization (Janssen COVID-19 Vaccine, Moderna COVID-19 Vaccine and Pfizer-BioNTech COVID-19 Vaccine). These data summarize the number of people who have received either their first dose or have completed the series for a COVID-19 vaccine. **A person can only be counted in one category, first dose or series complete.** For persons receiving Moderna or Pfizer vaccines, once they receive their second dose, they are moved from the first dose column to the series completed column. **Because of this, the total first dose category may show a change from report to report not matching the total receiving their first dose from the previous day.** Persons receiving Johnson & Johnson vaccines will always be counted in the series completed column.

COVID-19 doses for vaccinated persons in Florida	
Doses administered	52,340
People receiving one dose of a 1-dose series (Johnson & Johnson) or receiving only one dose of a 2-dose series (Moderna, Pfizer) count once. Persons receiving both doses of a 2-dose series count twice.	

Current status of persons vaccinated for COVID-19 in Florida	
Total people vaccinated	31,480
First dose	10,353
Series completed	21,127
Completed 1-dose series	267
Completed 2-dose series	20,860
<b>First dose:</b> current number of people who have only received their first dose of the Moderna or Pfizer vaccine.	
<b>Series complete:</b> current number of people who have received both Moderna or Pfizer vaccine doses or one Johnson & Johnson dose and are considered fully immunized.	

Demographic summary	First dose	Series complete	Total people vaccinated
Age group	10,353	21,127	31,480
16-24 years	257	262	519
25-34 years	385	807	1,192
35-44 years	692	1,255	1,947
45-54 years	1,195	1,489	2,684
55-64 years	2,058	1,795	3,853
65-74 years	3,510	9,179	12,689
75-84 years	1,720	4,842	6,562
85+ years	536	1,498	2,034
Race	10,353	21,127	31,480
White	7,109	15,717	22,826
Black	745	1,089	1,834
American Indian/Alaskan	77	93	170
Other	1,054	2,131	3,185
Unknown	1,368	2,097	3,465
Other race includes Asian, native Hawaiian/Pacific Islander, or other.			
Ethnicity	10,353	21,127	31,480
Hispanic	472	656	1,128
Non-Hispanic	7,011	15,822	22,833
Unknown	2,870	4,649	7,519
Gender	10,353	21,127	31,480
Female	6,238	12,204	18,442
Male	4,085	8,922	13,007
Unknown	30	1	31



# COVID-19: Collier County vaccine summary

Vaccination data through Mar 9, 2021 as of Mar 10, 2021 at 12:05 AM

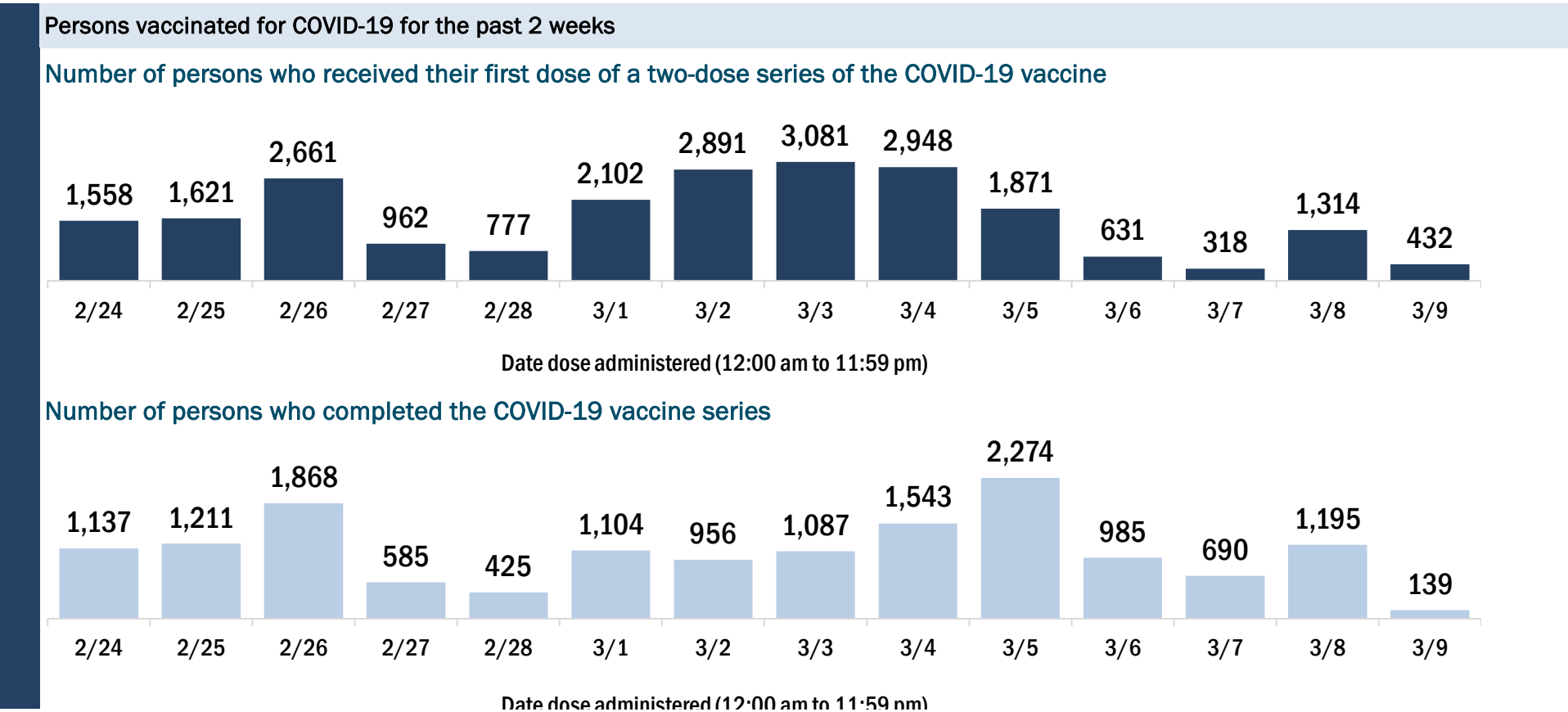
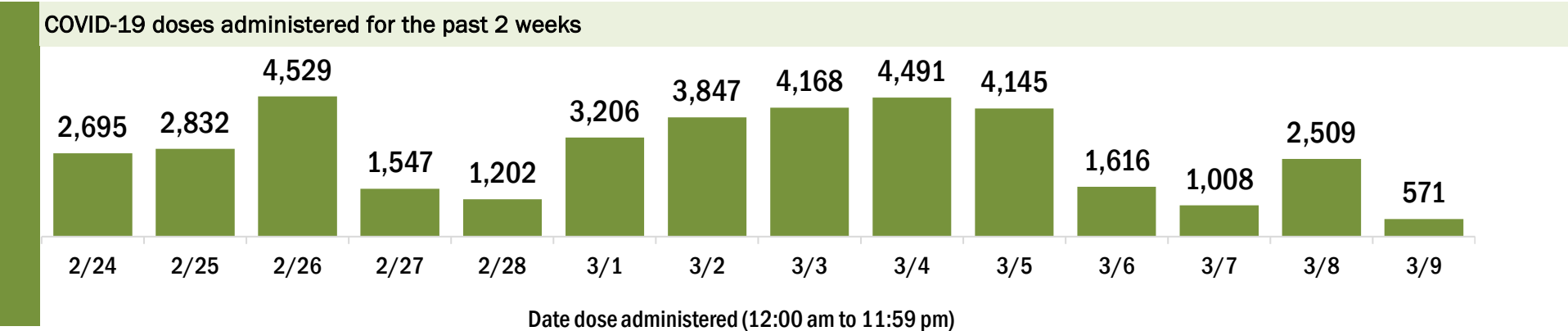
Data in this report are provisional and subject to change.

Data in this summary pertain to COVID-19 vaccines approved by the U.S. Food and Drug Administration and have been issued an Emergency Use Authorization (Janssen COVID-19 Vaccine, Moderna COVID-19 Vaccine and Pfizer-BioNTech COVID-19 Vaccine). These data summarize the number of people who have received either their first dose or have completed the series for a COVID-19 vaccine. **A person can only be counted in one category, first dose or series complete.** For persons receiving Moderna or Pfizer vaccines, once they receive their second dose, they are moved from the first dose column to the series completed column. **Because of this, the total first dose category may show a change from report to report not matching the total receiving their first dose from the previous day.** Persons receiving Johnson & Johnson vaccines will always be counted in the series completed column.

COVID-19 doses for vaccinated persons in Florida	
Doses administered	141,702
People receiving one dose of a 1-dose series (Johnson & Johnson) or receiving only one dose of a 2-dose series (Moderna, Pfizer) count once. Persons receiving both doses of a 2-dose series count twice.	

Current status of persons vaccinated for COVID-19 in Florida	
Total people vaccinated	93,981
First dose	45,957
Series completed	48,024
Completed 1-dose series	303
Completed 2-dose series	47,721
<b>First dose:</b> current number of people who have only received their first dose of the Moderna or Pfizer vaccine.	
<b>Series complete:</b> current number of people who have received both Moderna or Pfizer vaccine doses or one Johnson & Johnson dose and are considered fully immunized.	

Demographic summary	First dose	Series complete	Total people vaccinated
Age group	45,957	48,024	93,981
16-24 years	227	369	596
25-34 years	422	960	1,382
35-44 years	560	1,353	1,913
45-54 years	921	1,901	2,822
55-64 years	2,479	2,687	5,166
65-74 years	20,381	22,273	42,654
75-84 years	15,956	14,017	29,973
85+ years	5,011	4,464	9,475
Race	45,957	48,024	93,981
White	27,874	31,171	59,045
Black	360	451	811
American Indian/Alaskan	166	119	285
Other	2,731	4,716	7,447
Unknown	14,826	11,567	26,393
Other race includes Asian, native Hawaiian/Pacific Islander, or other.			
Ethnicity	45,957	48,024	93,981
Hispanic	1,327	1,770	3,097
Non-Hispanic	16,796	22,821	39,617
Unknown	27,834	23,433	51,267
Gender	45,957	48,024	93,981
Female	25,183	26,538	51,721
Male	20,490	21,410	41,900
Unknown	284	76	360





# COVID-19: Columbia County vaccine summary

Vaccination data through Mar 9, 2021 as of Mar 10, 2021 at 12:05 AM

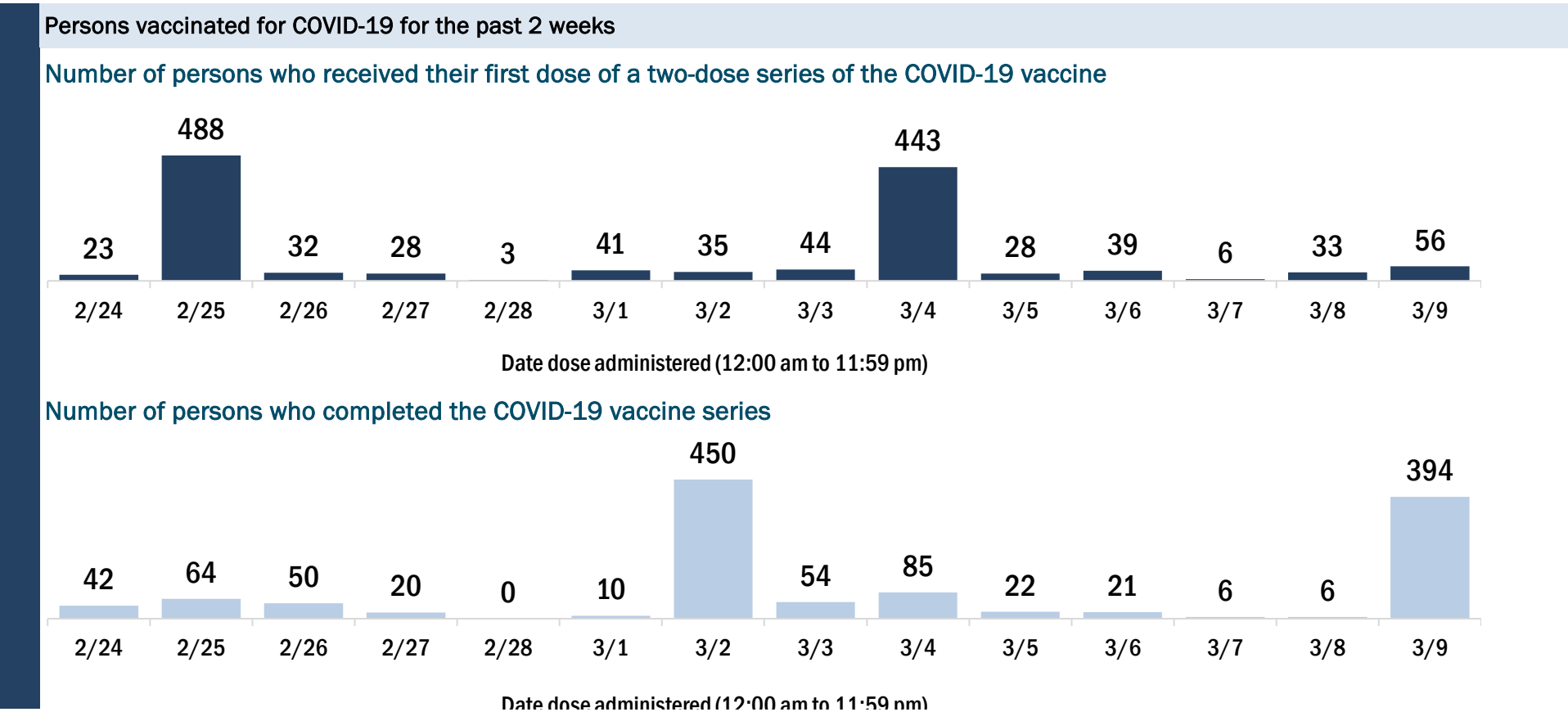
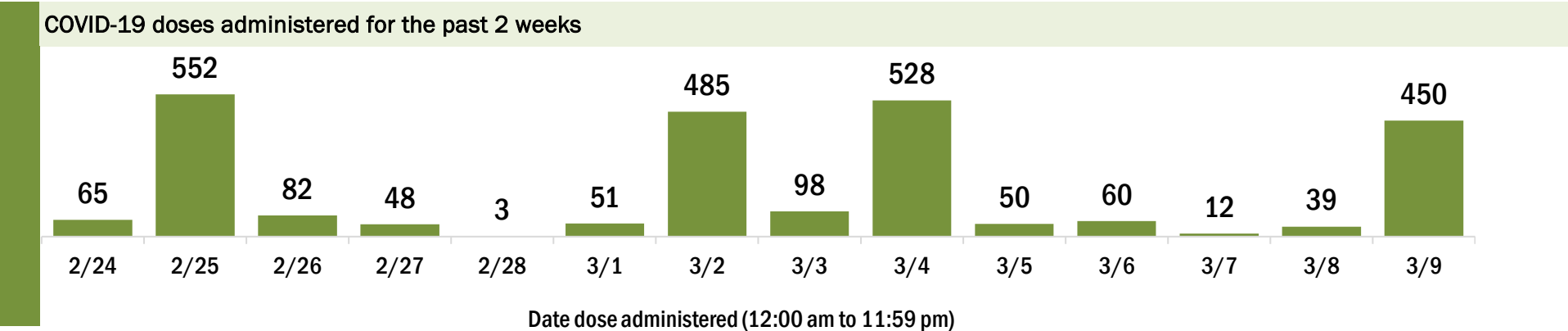
Data in this report are provisional and subject to change.

Data in this summary pertain to COVID-19 vaccines approved by the U.S. Food and Drug Administration and have been issued an Emergency Use Authorization (Janssen COVID-19 Vaccine, Moderna COVID-19 Vaccine and Pfizer-BioNTech COVID-19 Vaccine). These data summarize the number of people who have received either their first dose or have completed the series for a COVID-19 vaccine. **A person can only be counted in one category, first dose or series complete.** For persons receiving Moderna or Pfizer vaccines, once they receive their second dose, they are moved from the first dose column to the series completed column. **Because of this, the total first dose category may show a change from report to report not matching the total receiving their first dose from the previous day.** Persons receiving Johnson & Johnson vaccines will always be counted in the series completed column.

COVID-19 doses for vaccinated persons in Florida	
Doses administered	13,568
People receiving one dose of a 1-dose series (Johnson & Johnson) or receiving only one dose of a 2-dose series (Moderna, Pfizer) count once. Persons receiving both doses of a 2-dose series count twice.	

Current status of persons vaccinated for COVID-19 in Florida	
Total people vaccinated	8,018
First dose	2,456
Series completed	5,562
Completed 1-dose series	12
Completed 2-dose series	5,550
First dose: current number of people who have only received their first dose of the Moderna or Pfizer vaccine.	
Series complete: current number of people who have received both Moderna or Pfizer vaccine doses or one Johnson & Johnson dose and are considered fully immunized.	

Demographic summary	First dose	Series complete	Total people vaccinated
Age group	2,456	5,562	8,018
16-24 years	24	54	78
25-34 years	71	151	222
35-44 years	124	200	324
45-54 years	222	280	502
55-64 years	386	379	765
65-74 years	925	2,510	3,435
75-84 years	552	1,509	2,061
85+ years	152	479	631
Race	2,456	5,562	8,018
White	1,496	3,665	5,161
Black	227	328	555
American Indian/Alaskan	8	15	23
Other	230	552	782
Unknown	495	1,002	1,497
Other race includes Asian, native Hawaiian/Pacific Islander, or other.			
Ethnicity	2,456	5,562	8,018
Hispanic	67	69	136
Non-Hispanic	875	2,340	3,215
Unknown	1,514	3,153	4,667
Gender	2,456	5,562	8,018
Female	1,521	3,258	4,779
Male	933	2,304	3,237
Unknown	2	0	2



# COVID-19: Dade County vaccine summary

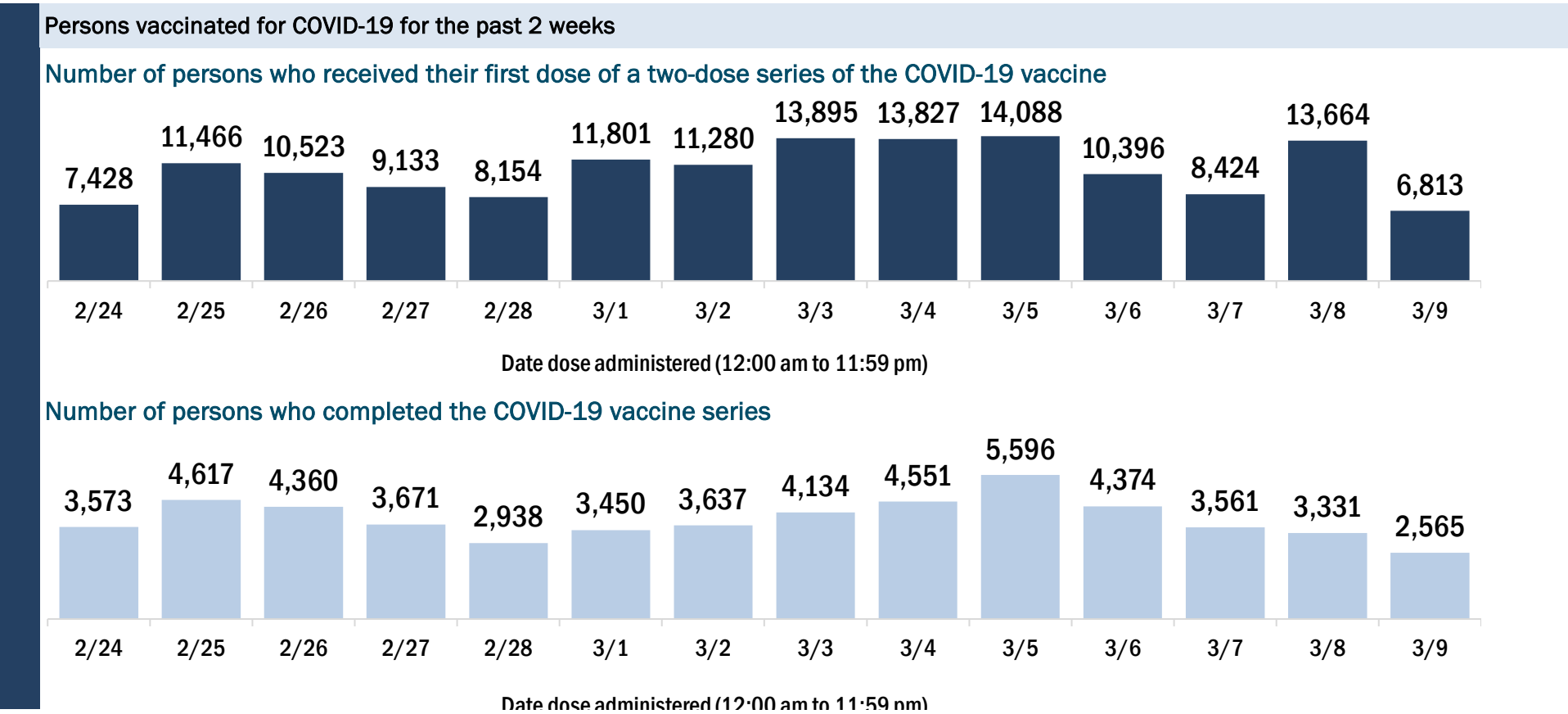
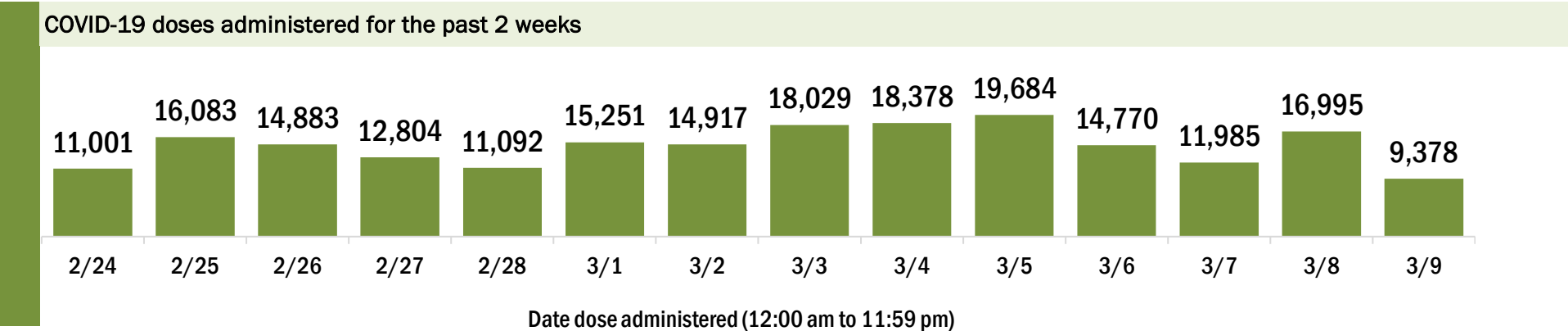
Vaccination data through Mar 9, 2021 as of Mar 10, 2021 at 12:05 AM

Data in this report are provisional and subject to change.

Data in this summary pertain to COVID-19 vaccines approved by the U.S. Food and Drug Administration and have been issued an Emergency Use Authorization (Janssen COVID-19 Vaccine, Moderna COVID-19 Vaccine and Pfizer-BioNTech COVID-19 Vaccine). These data summarize the number of people who have received either their first dose or have completed the series for a COVID-19 vaccine. **A person can only be counted in one category, first dose or series complete.** For persons receiving Moderna or Pfizer vaccines, once they receive their second dose, they are moved from the first dose column to the series completed column. **Because of this, the total first dose category may show a change from report to report not matching the total receiving their first dose from the previous day.** Persons receiving Johnson & Johnson vaccines will always be counted in the series completed column.

COVID-19 doses for vaccinated persons in Florida	
Doses administered	666,766
People receiving one dose of a 1-dose series (Johnson & Johnson) or receiving only one dose of a 2-dose series (Moderna, Pfizer) count once. Persons receiving both doses of a 2-dose series count twice.	
Current status of persons vaccinated for COVID-19 in Florida	
Total people vaccinated	449,768
First dose	227,534
Series completed	222,234
Completed 1-dose series	5,236
Completed 2-dose series	216,998
First dose: current number of people who have only received their first dose of the Moderna or Pfizer vaccine.	
Series complete: current number of people who have received both Moderna or Pfizer vaccine doses or one Johnson & Johnson dose and are considered fully immunized.	

Demographic summary		First dose	Series complete	Total people vaccinated
Age group		227,534	222,234	449,768
16-24 years		4,316	2,757	7,073
25-34 years		11,683	10,987	22,670
35-44 years		17,027	13,138	30,165
45-54 years		26,213	17,089	43,302
55-64 years		40,642	22,444	63,086
65-74 years		69,244	83,123	152,367
75-84 years		41,850	52,291	94,141
85+ years		16,559	20,405	36,964
Race		227,534	222,234	449,768
White		159,361	157,647	317,008
Black		16,009	17,333	33,342
American Indian/Alaskan		643	507	1,150
Other		24,571	23,811	48,382
Unknown		26,950	22,936	49,886
Other race includes Asian, native Hawaiian/Pacific Islander, or other.				
Ethnicity		227,534	222,234	449,768
Hispanic		131,757	108,734	240,491
Non-Hispanic		41,662	67,913	109,575
Unknown		54,115	45,587	99,702
Gender		227,534	222,234	449,768
Female		130,324	127,124	257,448
Male		94,721	94,976	189,697
Unknown		2,489	134	2,623



# COVID-19: Desoto County vaccine summary

Vaccination data through Mar 9, 2021 as of Mar 10, 2021 at 12:05 AM

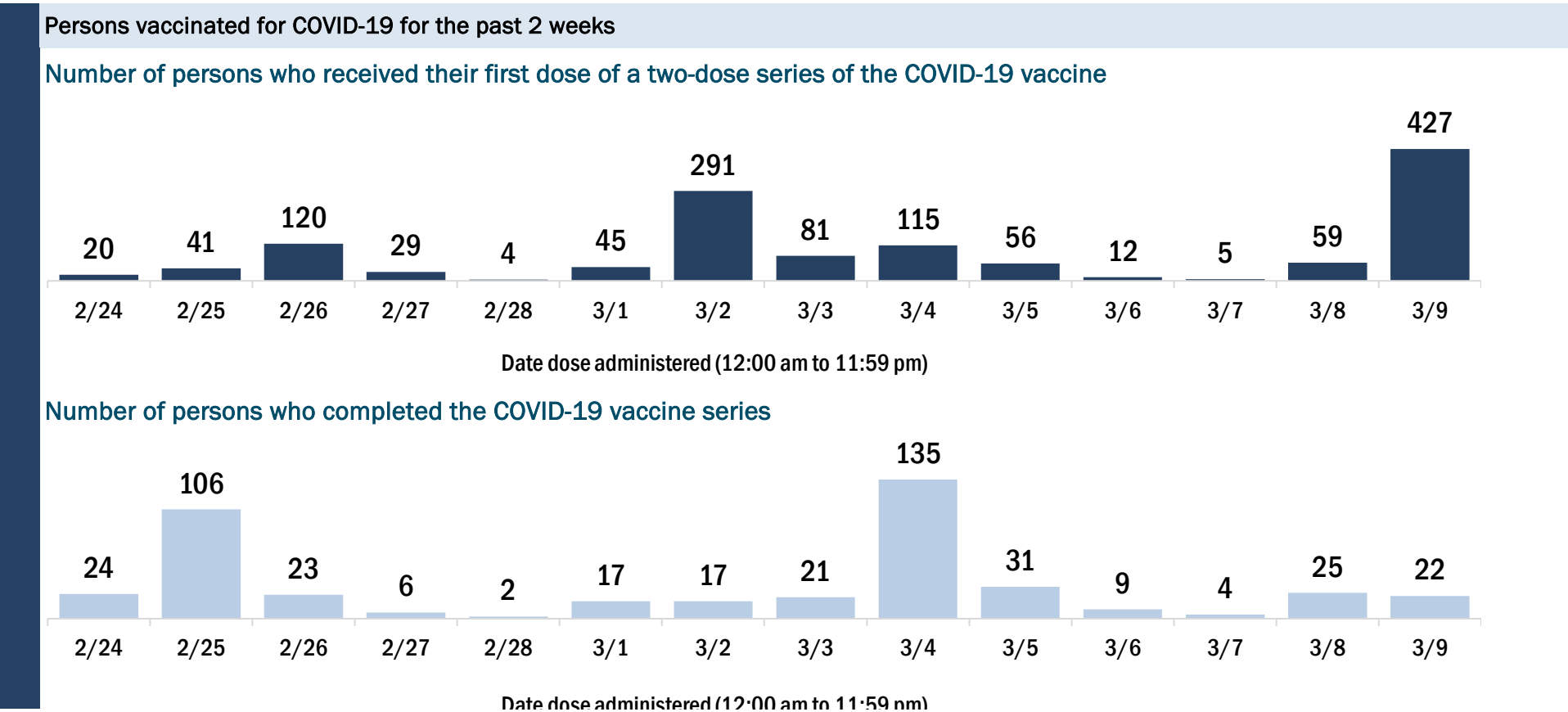
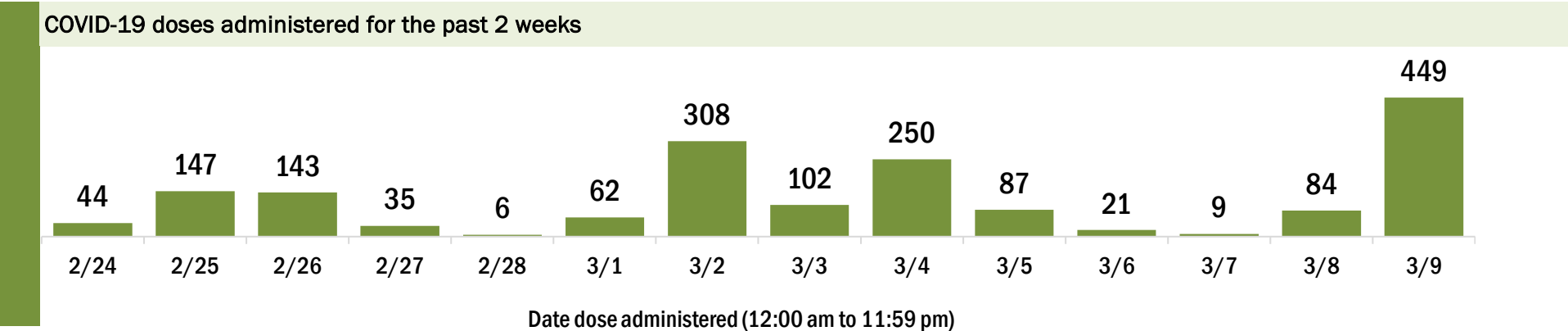
Data in this report are provisional and subject to change.

Data in this summary pertain to COVID-19 vaccines approved by the U.S. Food and Drug Administration and have been issued an Emergency Use Authorization (Janssen COVID-19 Vaccine, Moderna COVID-19 Vaccine and Pfizer-BioNTech COVID-19 Vaccine). These data summarize the number of people who have received either their first dose or have completed the series for a COVID-19 vaccine. **A person can only be counted in one category, first dose or series complete.** For persons receiving Moderna or Pfizer vaccines, once they receive their second dose, they are moved from the first dose column to the series completed column. **Because of this, the total first dose category may show a change from report to report not matching the total receiving their first dose from the previous day.** Persons receiving Johnson & Johnson vaccines will always be counted in the series completed column.

COVID-19 doses for vaccinated persons in Florida	
Doses administered	7,250
People receiving one dose of a 1-dose series (Johnson & Johnson) or receiving only one dose of a 2-dose series (Moderna, Pfizer) count once. Persons receiving both doses of a 2-dose series count twice.	

Current status of persons vaccinated for COVID-19 in Florida	
Total people vaccinated	5,011
First dose	2,759
Series completed	2,252
Completed 1-dose series	13
Completed 2-dose series	2,239
<b>First dose:</b> current number of people who have only received their first dose of the Moderna or Pfizer vaccine.	
<b>Series complete:</b> current number of people who have received both Moderna or Pfizer vaccine doses or one Johnson & Johnson dose and are considered fully immunized.	

Demographic summary	First dose	Series complete	Total people vaccinated
Age group	2,759	2,252	5,011
16-24 years	13	14	27
25-34 years	52	56	108
35-44 years	130	61	191
45-54 years	234	107	341
55-64 years	383	147	530
65-74 years	1,101	992	2,093
75-84 years	708	687	1,395
85+ years	138	188	326
Race	2,759	2,252	5,011
White	1,475	1,739	3,214
Black	164	68	232
American Indian/Alaskan	2	4	6
Other	212	154	366
Unknown	906	287	1,193
Other race includes Asian, native Hawaiian/Pacific Islander, or other.			
Ethnicity	2,759	2,252	5,011
Hispanic	93	40	133
Non-Hispanic	898	536	1,434
Unknown	1,768	1,676	3,444
Gender	2,759	2,252	5,011
Female	1,301	1,253	2,554
Male	1,458	999	2,457
Unknown	0	0	0



# COVID-19: Dixie County vaccine summary

Vaccination data through Mar 9, 2021 as of Mar 10, 2021 at 12:05 AM

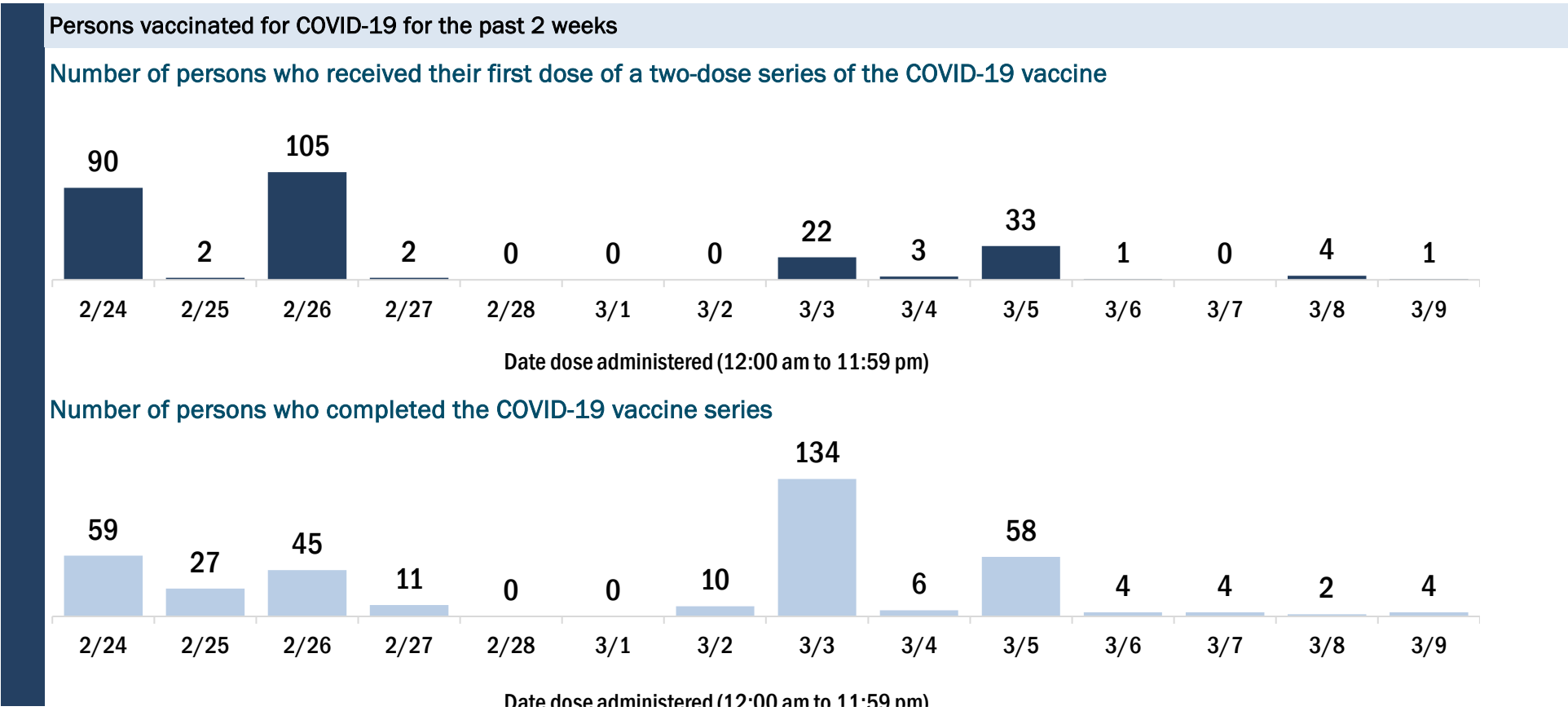
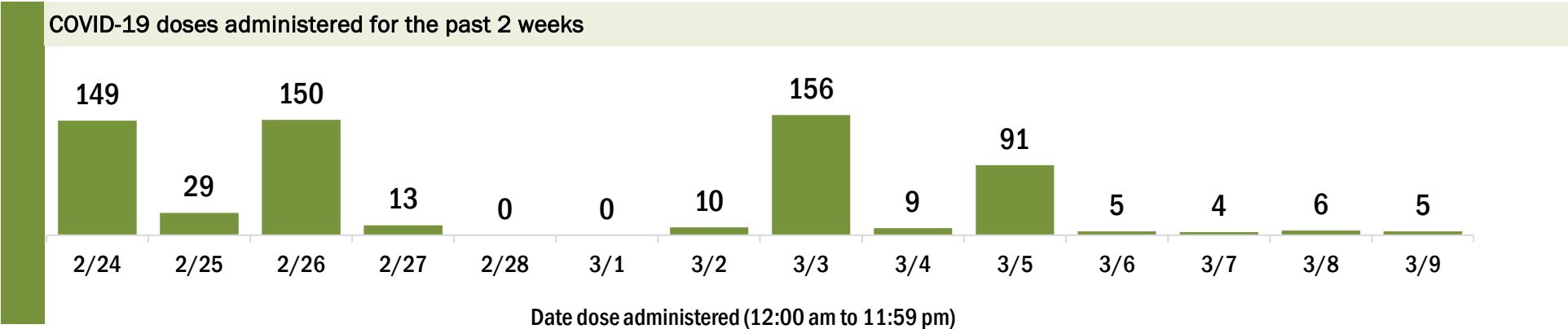
Data in this report are provisional and subject to change.

Data in this summary pertain to COVID-19 vaccines approved by the U.S. Food and Drug Administration and have been issued an Emergency Use Authorization (Janssen COVID-19 Vaccine, Moderna COVID-19 Vaccine and Pfizer-BioNTech COVID-19 Vaccine). These data summarize the number of people who have received either their first dose or have completed the series for a COVID-19 vaccine. **A person can only be counted in one category, first dose or series complete.** For persons receiving Moderna or Pfizer vaccines, once they receive their second dose, they are moved from the first dose column to the series completed column. **Because of this, the total first dose category may show a change from report to report not matching the total receiving their first dose from the previous day.** Persons receiving Johnson & Johnson vaccines will always be counted in the series completed column.

COVID-19 doses for vaccinated persons in Florida	
Doses administered	2,901
People receiving one dose of a 1-dose series (Johnson & Johnson) or receiving only one dose of a 2-dose series (Moderna, Pfizer) count once. Persons receiving both doses of a 2-dose series count twice.	

Current status of persons vaccinated for COVID-19 in Florida	
Total people vaccinated	1,810
First dose	713
Series completed	1,097
Completed 1-dose series	6
Completed 2-dose series	1,091
<b>First dose:</b> current number of people who have only received their first dose of the Moderna or Pfizer vaccine.	
<b>Series complete:</b> current number of people who have received both Moderna or Pfizer vaccine doses or one Johnson & Johnson dose and are considered fully immunized.	

Demographic summary	First dose	Series complete	Total people vaccinated
Age group	713	1,097	1,810
16-24 years	2	3	5
25-34 years	7	14	21
35-44 years	20	21	41
45-54 years	18	27	45
55-64 years	75	63	138
65-74 years	323	545	868
75-84 years	217	331	548
85+ years	51	93	144
Race	713	1,097	1,810
White	612	932	1,544
Black	32	31	63
American Indian/Alaskan	18	9	27
Other	21	37	58
Unknown	30	88	118
Other race includes Asian, native Hawaiian/Pacific Islander, or other.			
Ethnicity	713	1,097	1,810
Hispanic	13	15	28
Non-Hispanic	509	686	1,195
Unknown	191	396	587
Gender	713	1,097	1,810
Female	389	581	970
Male	324	516	840
Unknown	0	0	0





# COVID-19: Duval County vaccine summary

Vaccination data through Mar 9, 2021 as of Mar 10, 2021 at 12:05 AM

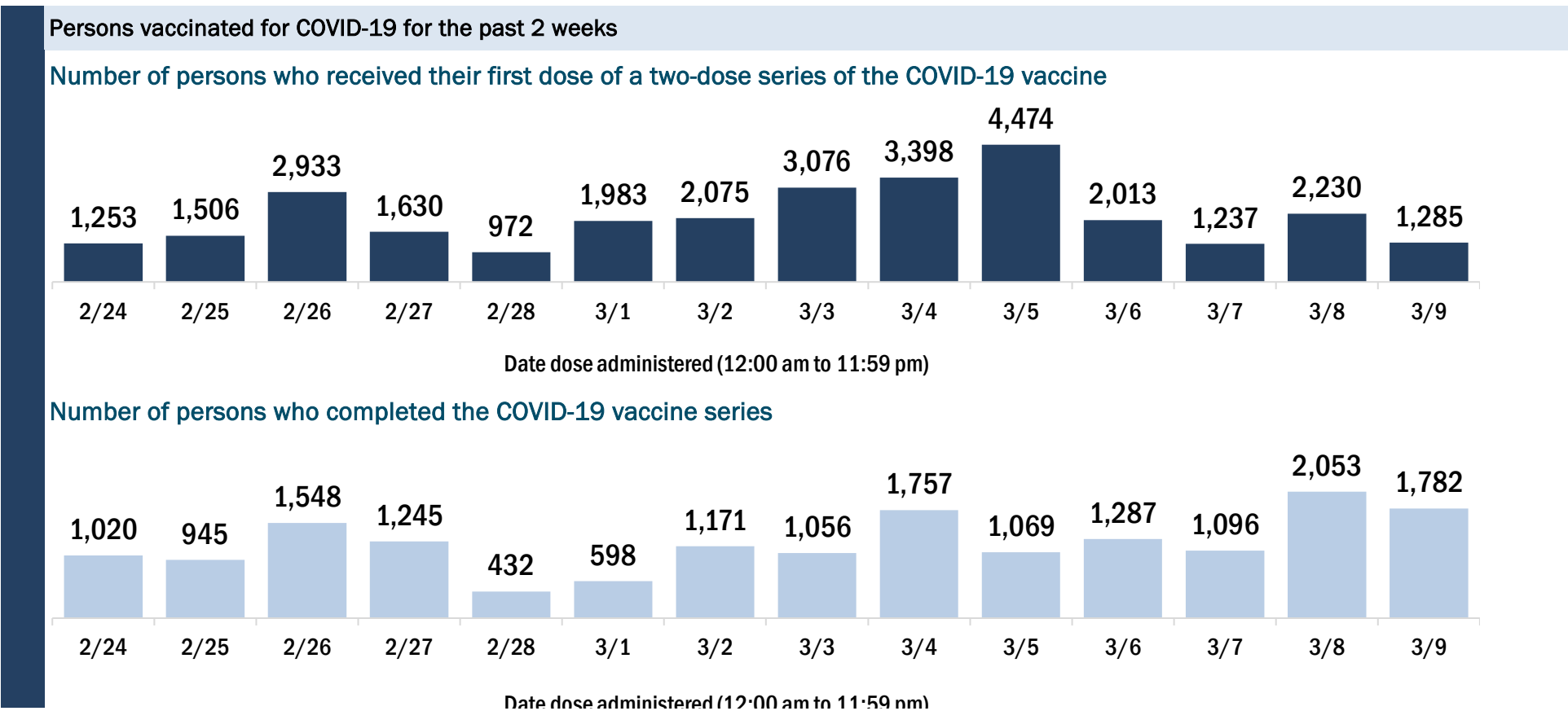
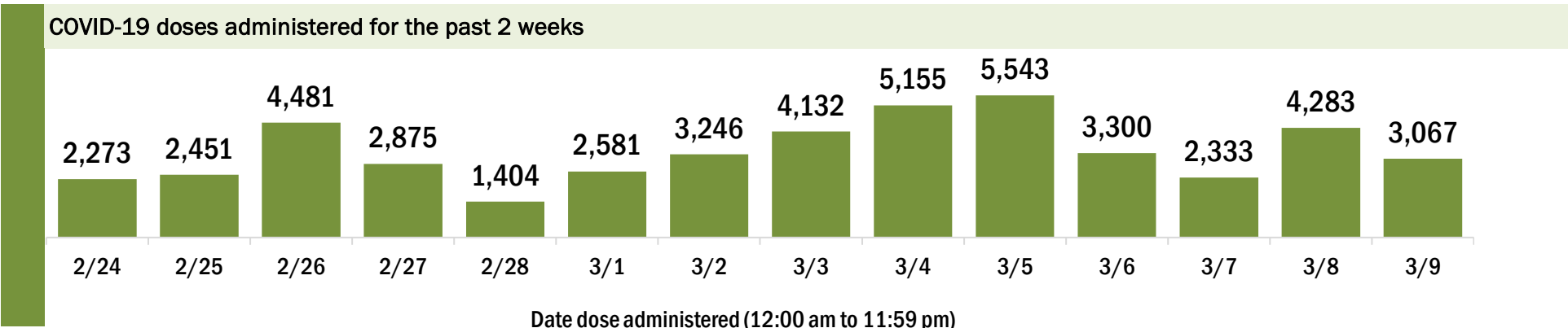
Data in this report are provisional and subject to change.

Data in this summary pertain to COVID-19 vaccines approved by the U.S. Food and Drug Administration and have been issued an Emergency Use Authorization (Janssen COVID-19 Vaccine, Moderna COVID-19 Vaccine and Pfizer-BioNTech COVID-19 Vaccine). These data summarize the number of people who have received either their first dose or have completed the series for a COVID-19 vaccine. **A person can only be counted in one category, first dose or series complete.** For persons receiving Moderna or Pfizer vaccines, once they receive their second dose, they are moved from the first dose column to the series completed column. **Because of this, the total first dose category may show a change from report to report not matching the total receiving their first dose from the previous day.** Persons receiving Johnson & Johnson vaccines will always be counted in the series completed column.

COVID-19 doses for vaccinated persons in Florida	
Doses administered	236,871
People receiving one dose of a 1-dose series (Johnson & Johnson) or receiving only one dose of a 2-dose series (Moderna, Pfizer) count once. Persons receiving both doses of a 2-dose series count twice.	

Current status of persons vaccinated for COVID-19 in Florida	
Total people vaccinated	148,404
First dose	58,068
Series completed	90,336
Completed 1-dose series	1,869
Completed 2-dose series	88,467
<b>First dose:</b> current number of people who have only received their first dose of the Moderna or Pfizer vaccine.	
<b>Series complete:</b> current number of people who have received both Moderna or Pfizer vaccine doses or one Johnson & Johnson dose and are considered fully immunized.	

Demographic summary	First dose	Series complete	Total people vaccinated
Age group	58,068	90,336	148,404
16-24 years	1,334	1,503	2,837
25-34 years	3,546	5,983	9,529
35-44 years	4,487	6,429	10,916
45-54 years	6,324	7,280	13,604
55-64 years	11,042	9,988	21,030
65-74 years	19,875	35,819	55,694
75-84 years	8,356	17,245	25,601
85+ years	3,104	6,089	9,193
Race	58,068	90,336	148,404
White	30,656	54,188	84,844
Black	11,030	13,355	24,385
American Indian/Alaskan	140	262	402
Other	5,988	12,247	18,235
Unknown	10,254	10,284	20,538
Other race includes Asian, native Hawaiian/Pacific Islander, or other.			
Ethnicity	58,068	90,336	148,404
Hispanic	2,720	2,663	5,383
Non-Hispanic	35,937	58,468	94,405
Unknown	19,411	29,205	48,616
Gender	58,068	90,336	148,404
Female	33,424	53,418	86,842
Male	22,436	36,878	59,314
Unknown	2,208	40	2,248



# COVID-19: Escambia County vaccine summary

Vaccination data through Mar 9, 2021 as of Mar 10, 2021 at 12:05 AM

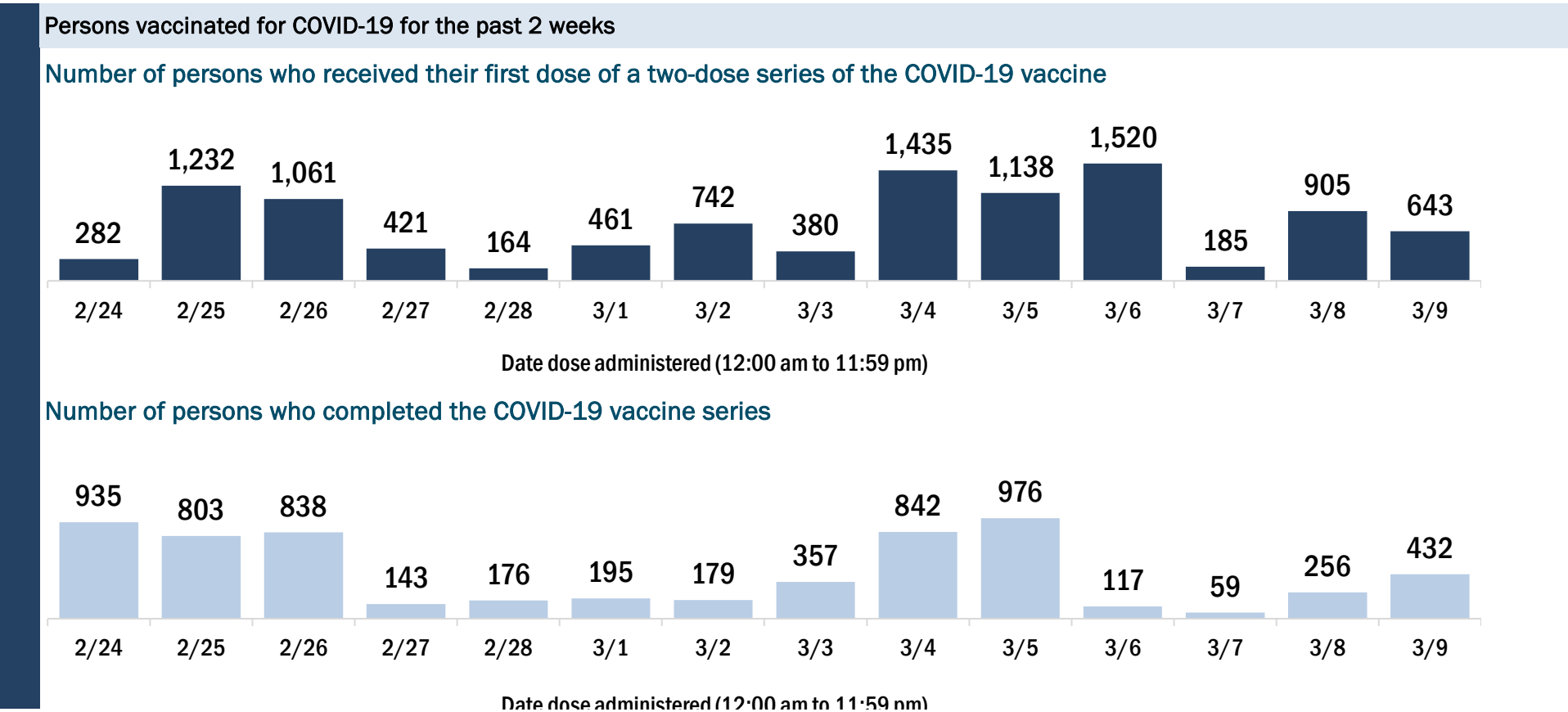
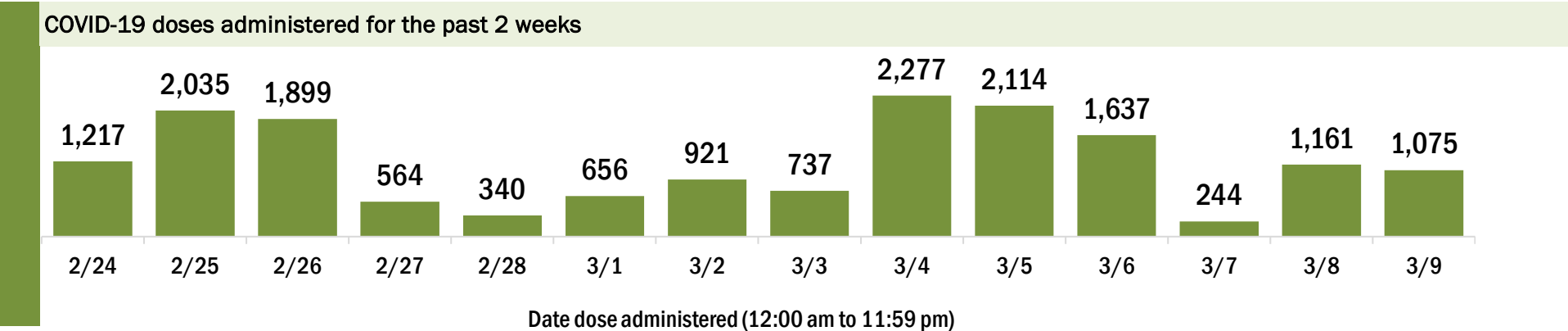
Data in this report are provisional and subject to change.

Data in this summary pertain to COVID-19 vaccines approved by the U.S. Food and Drug Administration and have been issued an Emergency Use Authorization (Janssen COVID-19 Vaccine, Moderna COVID-19 Vaccine and Pfizer-BioNTech COVID-19 Vaccine). These data summarize the number of people who have received either their first dose or have completed the series for a COVID-19 vaccine. **A person can only be counted in one category, first dose or series complete.** For persons receiving Moderna or Pfizer vaccines, once they receive their second dose, they are moved from the first dose column to the series completed column. **Because of this, the total first dose category may show a change from report to report not matching the total receiving their first dose from the previous day.** Persons receiving Johnson & Johnson vaccines will always be counted in the series completed column.

COVID-19 doses for vaccinated persons in Florida	
Doses administered	76,710
People receiving one dose of a 1-dose series (Johnson & Johnson) or receiving only one dose of a 2-dose series (Moderna, Pfizer) count once. Persons receiving both doses of a 2-dose series count twice.	

Current status of persons vaccinated for COVID-19 in Florida	
Total people vaccinated	49,640
First dose	22,555
Series completed	27,085
Completed 1-dose series	15
Completed 2-dose series	27,070
First dose: current number of people who have only received their first dose of the Moderna or Pfizer vaccine.	
Series complete: current number of people who have received both Moderna or Pfizer vaccine doses or one Johnson & Johnson dose and are considered fully immunized.	

Demographic summary	First dose	Series complete	Total people vaccinated
Age group	22,555	27,085	49,640
16-24 years	411	325	736
25-34 years	1,253	1,173	2,426
35-44 years	1,510	1,370	2,880
45-54 years	2,386	1,582	3,968
55-64 years	4,457	2,262	6,719
65-74 years	7,273	11,365	18,638
75-84 years	3,869	6,504	10,373
85+ years	1,396	2,504	3,900
Race	22,555	27,085	49,640
White	12,177	16,255	28,432
Black	3,768	2,839	6,607
American Indian/Alaskan	158	134	292
Other	1,707	3,297	5,004
Unknown	4,745	4,560	9,305
Other race includes Asian, native Hawaiian/Pacific Islander, or other.			
Ethnicity	22,555	27,085	49,640
Hispanic	501	268	769
Non-Hispanic	13,045	15,123	28,168
Unknown	9,009	11,694	20,703
Gender	22,555	27,085	49,640
Female	13,599	16,145	29,744
Male	8,913	10,940	19,853
Unknown	43	0	43



# COVID-19: Flagler County vaccine summary

Vaccination data through Mar 9, 2021 as of Mar 10, 2021 at 12:05 AM

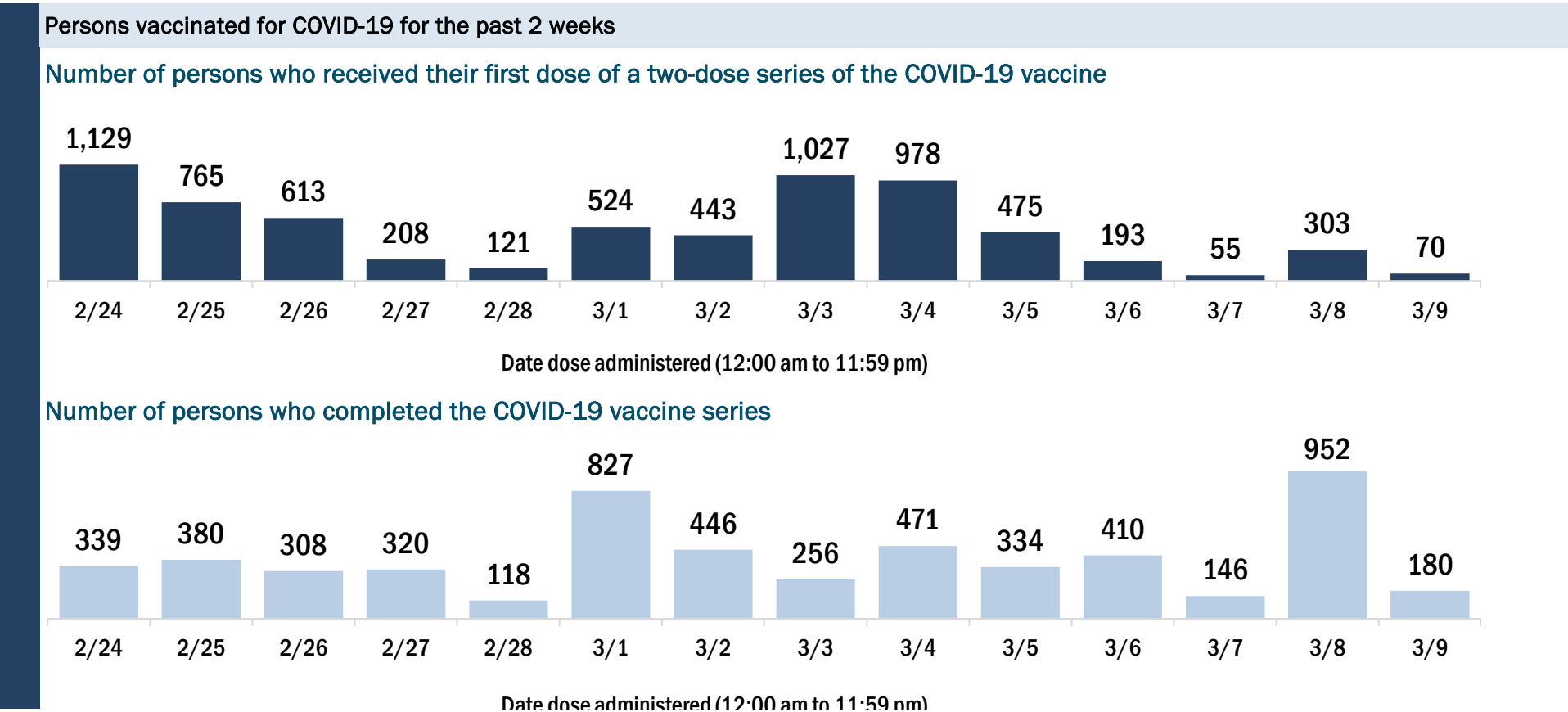
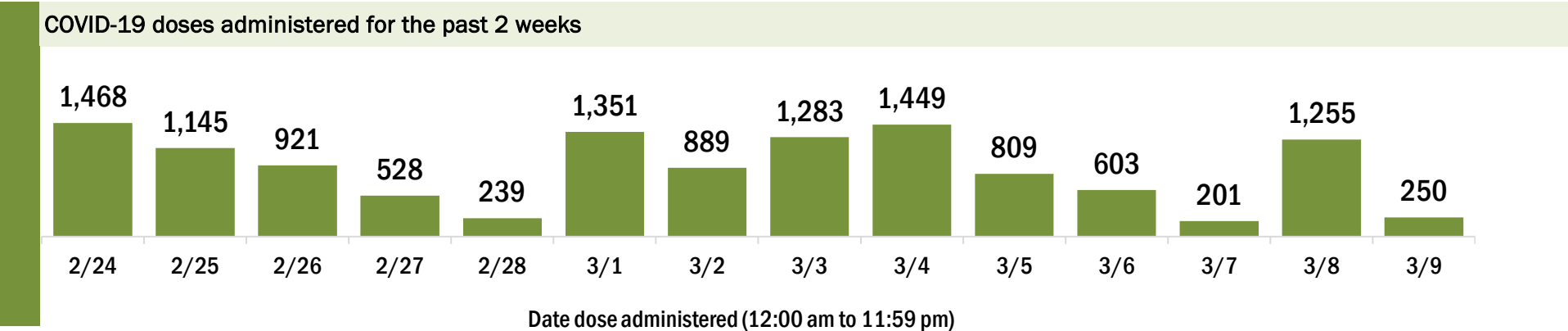
Data in this report are provisional and subject to change.

Data in this summary pertain to COVID-19 vaccines approved by the U.S. Food and Drug Administration and have been issued an Emergency Use Authorization (Janssen COVID-19 Vaccine, Moderna COVID-19 Vaccine and Pfizer-BioNTech COVID-19 Vaccine). These data summarize the number of people who have received either their first dose or have completed the series for a COVID-19 vaccine. **A person can only be counted in one category, first dose or series complete.** For persons receiving Moderna or Pfizer vaccines, once they receive their second dose, they are moved from the first dose column to the series completed column. **Because of this, the total first dose category may show a change from report to report not matching the total receiving their first dose from the previous day.** Persons receiving Johnson & Johnson vaccines will always be counted in the series completed column.

COVID-19 doses for vaccinated persons in Florida	
Doses administered	41,355
People receiving one dose of a 1-dose series (Johnson & Johnson) or receiving only one dose of a 2-dose series (Moderna, Pfizer) count once. Persons receiving both doses of a 2-dose series count twice.	

Current status of persons vaccinated for COVID-19 in Florida	
Total people vaccinated	27,567
First dose	13,616
Series completed	13,951
Completed 1-dose series	163
Completed 2-dose series	13,788
First dose: current number of people who have only received their first dose of the Moderna or Pfizer vaccine.	
Series complete: current number of people who have received both Moderna or Pfizer vaccine doses or one Johnson & Johnson dose and are considered fully immunized.	

Demographic summary	First dose	Series complete	Total people vaccinated
Age group	13,616	13,951	27,567
16-24 years	88	97	185
25-34 years	168	280	448
35-44 years	272	488	760
45-54 years	503	640	1,143
55-64 years	1,312	1,020	2,332
65-74 years	6,165	6,784	12,949
75-84 years	3,929	3,695	7,624
85+ years	1,179	947	2,126
Race	13,616	13,951	27,567
White	9,363	8,621	17,984
Black	1,006	581	1,587
American Indian/Alaskan	104	61	165
Other	901	1,820	2,721
Unknown	2,242	2,868	5,110
Other race includes Asian, native Hawaiian/Pacific Islander, or other.			
Ethnicity	13,616	13,951	27,567
Hispanic	784	315	1,099
Non-Hispanic	8,323	6,597	14,920
Unknown	4,509	7,039	11,548
Gender	13,616	13,951	27,567
Female	7,485	7,862	15,347
Male	5,982	6,035	12,017
Unknown	149	54	203



# COVID-19: Franklin County vaccine summary

Vaccination data through Mar 9, 2021 as of Mar 10, 2021 at 12:05 AM

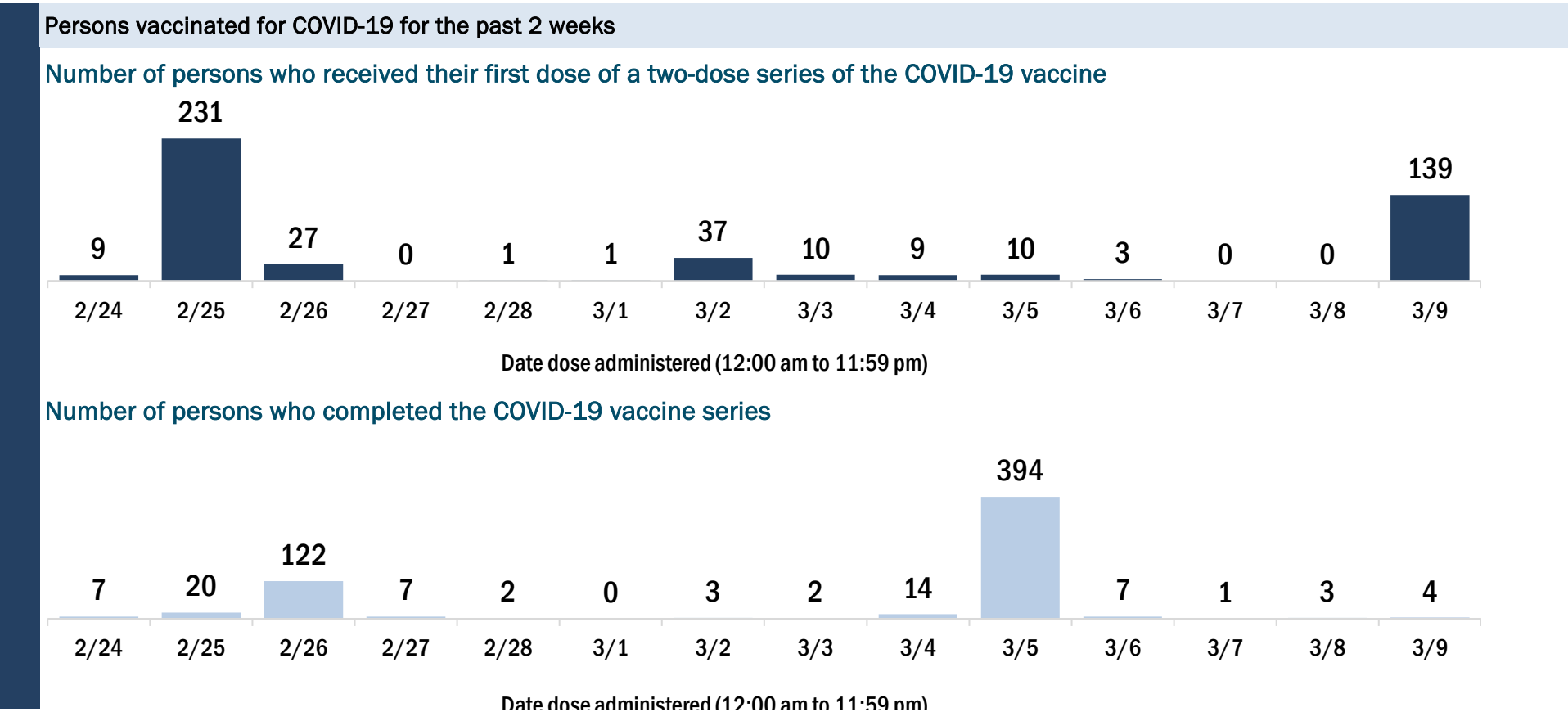
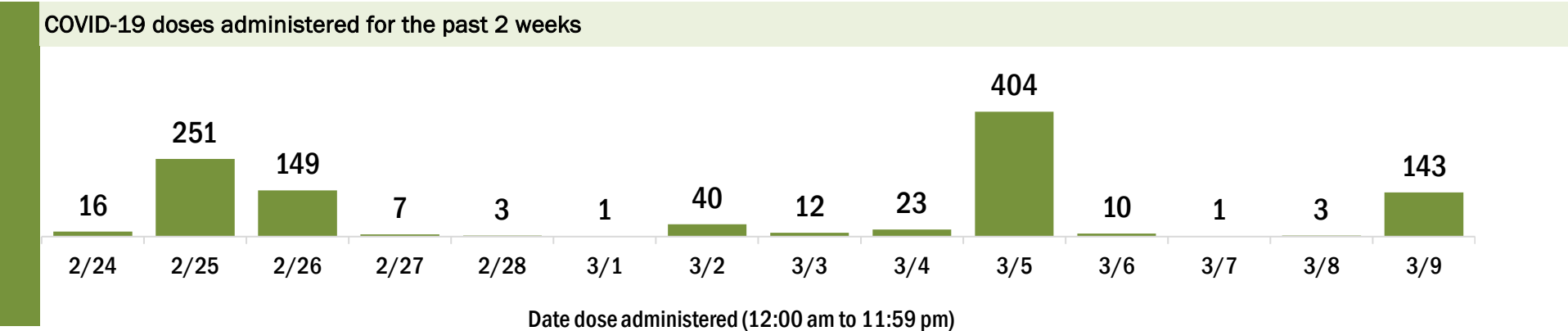
Data in this report are provisional and subject to change.

Data in this summary pertain to COVID-19 vaccines approved by the U.S. Food and Drug Administration and have been issued an Emergency Use Authorization (Janssen COVID-19 Vaccine, Moderna COVID-19 Vaccine and Pfizer-BioNTech COVID-19 Vaccine). These data summarize the number of people who have received either their first dose or have completed the series for a COVID-19 vaccine. **A person can only be counted in one category, first dose or series complete.** For persons receiving Moderna or Pfizer vaccines, once they receive their second dose, they are moved from the first dose column to the series completed column. **Because of this, the total first dose category may show a change from report to report not matching the total receiving their first dose from the previous day.** Persons receiving Johnson & Johnson vaccines will always be counted in the series completed column.

COVID-19 doses for vaccinated persons in Florida	
Doses administered	4,434
People receiving one dose of a 1-dose series (Johnson & Johnson) or receiving only one dose of a 2-dose series (Moderna, Pfizer) count once. Persons receiving both doses of a 2-dose series count twice.	

Current status of persons vaccinated for COVID-19 in Florida	
Total people vaccinated	2,583
First dose	731
Series completed	1,852
Completed 1-dose series	1
Completed 2-dose series	1,851
First dose: current number of people who have only received their first dose of the Moderna or Pfizer vaccine.	
Series complete: current number of people who have received both Moderna or Pfizer vaccine doses or one Johnson & Johnson dose and are considered fully immunized.	

Demographic summary	First dose	Series complete	Total people vaccinated
Age group	731	1,852	2,583
16-24 years	6	9	15
25-34 years	20	17	37
35-44 years	22	29	51
45-54 years	58	65	123
55-64 years	187	185	372
65-74 years	293	971	1,264
75-84 years	117	484	601
85+ years	28	92	120
Race	731	1,852	2,583
White	626	1,667	2,293
Black	46	72	118
American Indian/Alaskan	1	6	7
Other	29	83	112
Unknown	29	24	53
Other race includes Asian, native Hawaiian/Pacific Islander, or other.			
Ethnicity	731	1,852	2,583
Hispanic	9	14	23
Non-Hispanic	564	1,442	2,006
Unknown	158	396	554
Gender	731	1,852	2,583
Female	392	966	1,358
Male	339	886	1,225
Unknown	0	0	0





# COVID-19: Gadsden County vaccine summary

Vaccination data through Mar 9, 2021 as of Mar 10, 2021 at 12:05 AM

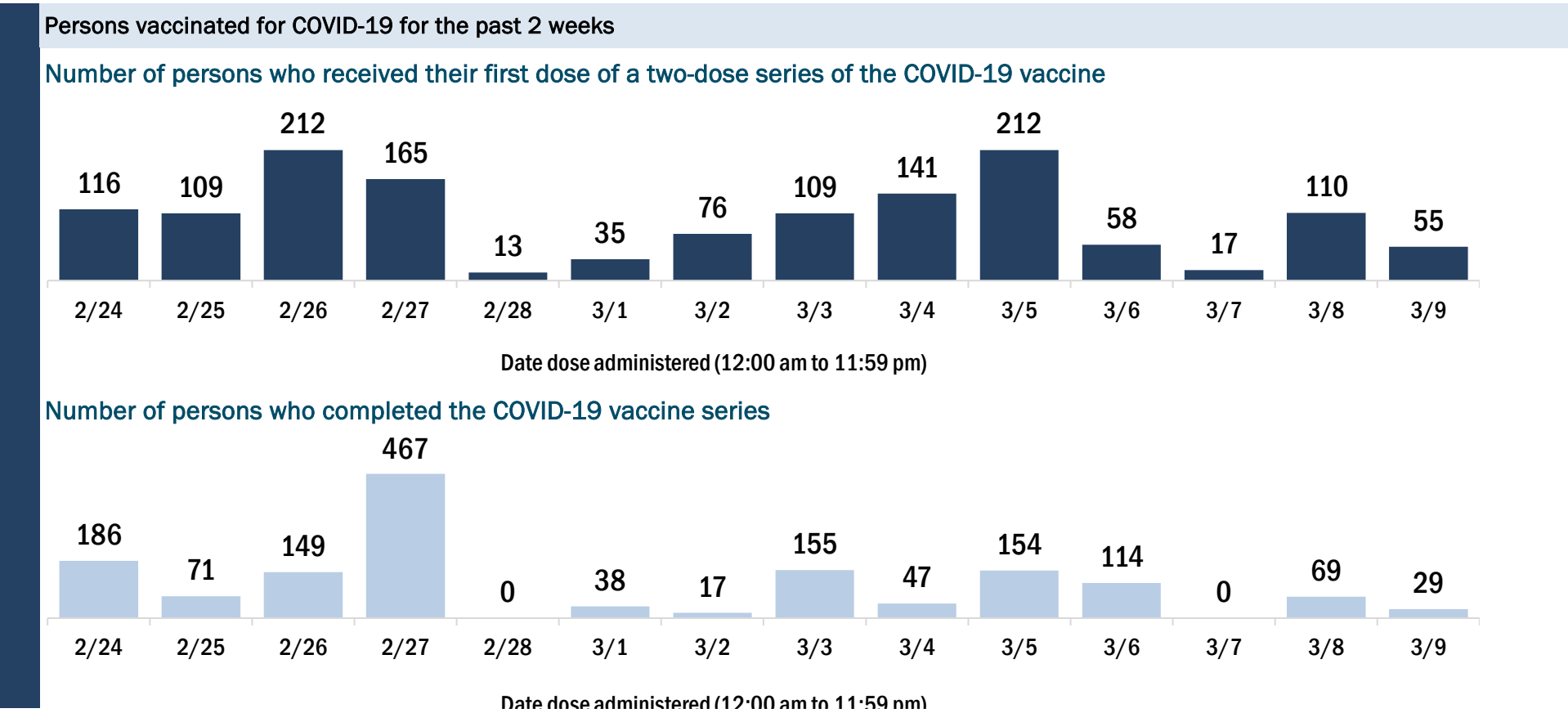
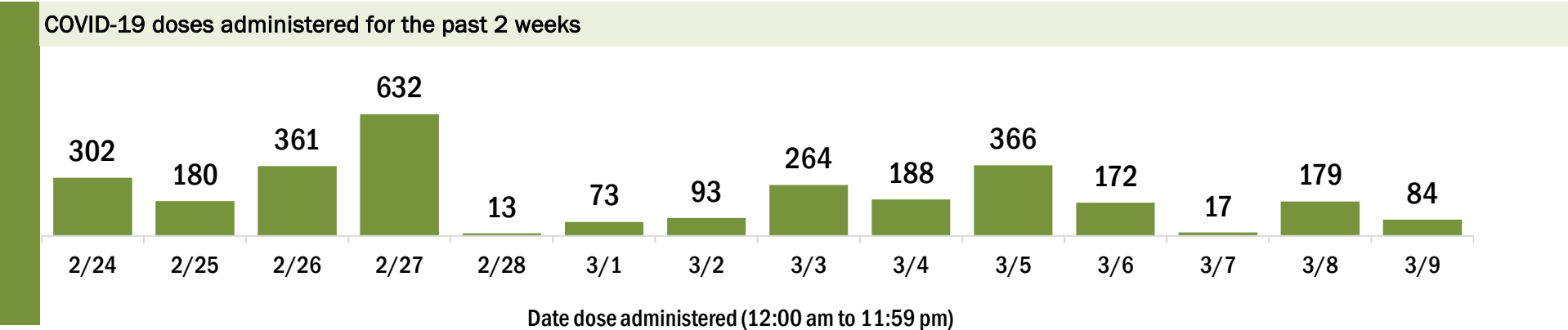
Data in this report are provisional and subject to change.

Data in this summary pertain to COVID-19 vaccines approved by the U.S. Food and Drug Administration and have been issued an Emergency Use Authorization (Janssen COVID-19 Vaccine, Moderna COVID-19 Vaccine and Pfizer-BioNTech COVID-19 Vaccine). These data summarize the number of people who have received either their first dose or have completed the series for a COVID-19 vaccine. **A person can only be counted in one category, first dose or series complete.** For persons receiving Moderna or Pfizer vaccines, once they receive their second dose, they are moved from the first dose column to the series completed column. **Because of this, the total first dose category may show a change from report to report not matching the total receiving their first dose from the previous day.** Persons receiving Johnson & Johnson vaccines will always be counted in the series completed column.

COVID-19 doses for vaccinated persons in Florida	
Doses administered	13,971
People receiving one dose of a 1-dose series (Johnson & Johnson) or receiving only one dose of a 2-dose series (Moderna, Pfizer) count once. Persons receiving both doses of a 2-dose series count twice.	

Current status of persons vaccinated for COVID-19 in Florida	
Total people vaccinated	8,393
First dose	2,808
Series completed	5,585
Completed 1-dose series	7
Completed 2-dose series	5,578
First dose: current number of people who have only received their first dose of the Moderna or Pfizer vaccine.	
Series complete: current number of people who have received both Moderna or Pfizer vaccine doses or one Johnson & Johnson dose and are considered fully immunized.	

Demographic summary	First dose	Series complete	Total people vaccinated
Age group	2,808	5,585	8,393
16-24 years	39	42	81
25-34 years	95	107	202
35-44 years	183	204	387
45-54 years	371	329	700
55-64 years	751	550	1,301
65-74 years	863	2,587	3,450
75-84 years	384	1,319	1,703
85+ years	122	447	569
Race	2,808	5,585	8,393
White	902	2,213	3,115
Black	1,215	2,083	3,298
American Indian/Alaskan	5	12	17
Other	345	895	1,240
Unknown	341	382	723
Other race includes Asian, native Hawaiian/Pacific Islander, or other.			
Ethnicity	2,808	5,585	8,393
Hispanic	91	117	208
Non-Hispanic	1,768	3,526	5,294
Unknown	949	1,942	2,891
Gender	2,808	5,585	8,393
Female	1,692	3,353	5,045
Male	1,116	2,232	3,348
Unknown	0	0	0



# COVID-19: Gilchrist County vaccine summary

Vaccination data through Mar 9, 2021 as of Mar 10, 2021 at 12:05 AM

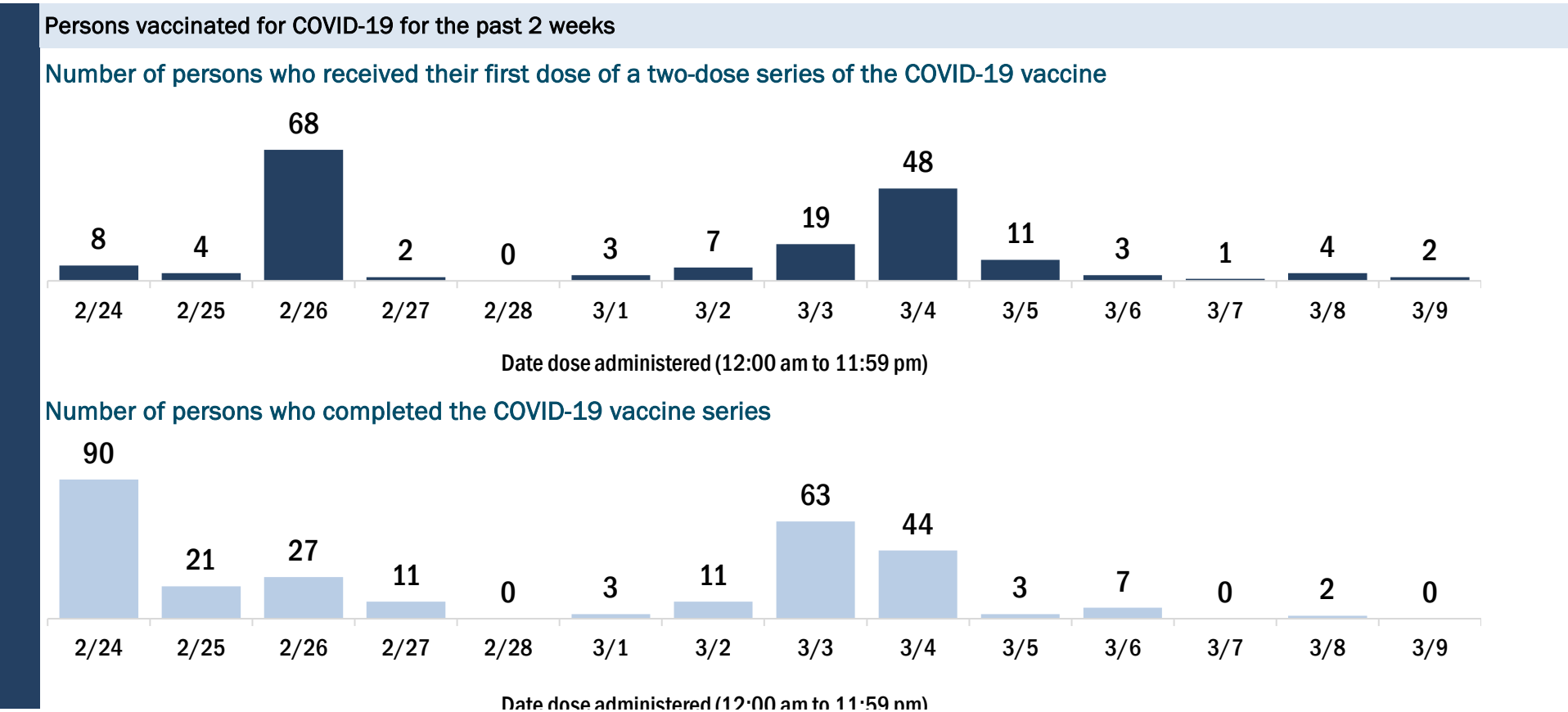
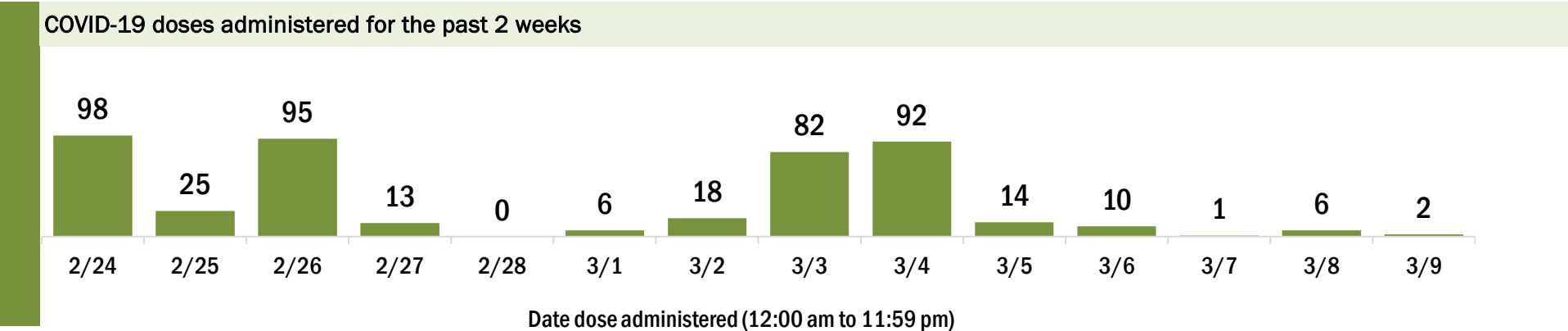
Data in this report are provisional and subject to change.

Data in this summary pertain to COVID-19 vaccines approved by the U.S. Food and Drug Administration and have been issued an Emergency Use Authorization (Janssen COVID-19 Vaccine, Moderna COVID-19 Vaccine and Pfizer-BioNTech COVID-19 Vaccine). These data summarize the number of people who have received either their first dose or have completed the series for a COVID-19 vaccine. **A person can only be counted in one category, first dose or series complete.** For persons receiving Moderna or Pfizer vaccines, once they receive their second dose, they are moved from the first dose column to the series completed column. **Because of this, the total first dose category may show a change from report to report not matching the total receiving their first dose from the previous day.** Persons receiving Johnson & Johnson vaccines will always be counted in the series completed column.

COVID-19 doses for vaccinated persons in Florida	
Doses administered	3,378
People receiving one dose of a 1-dose series (Johnson & Johnson) or receiving only one dose of a 2-dose series (Moderna, Pfizer) count once. Persons receiving both doses of a 2-dose series count twice.	

Current status of persons vaccinated for COVID-19 in Florida	
Total people vaccinated	1,923
First dose	465
Series completed	1,458
Completed 1-dose series	3
Completed 2-dose series	1,455
<b>First dose:</b> current number of people who have only received their first dose of the Moderna or Pfizer vaccine.	
<b>Series complete:</b> current number of people who have received both Moderna or Pfizer vaccine doses or one Johnson & Johnson dose and are considered fully immunized.	

Demographic summary	First dose	Series complete	Total people vaccinated
Age group	465	1,458	1,923
16-24 years	8	28	36
25-34 years	8	42	50
35-44 years	15	55	70
45-54 years	24	82	106
55-64 years	57	108	165
65-74 years	219	574	793
75-84 years	102	421	523
85+ years	32	148	180
Race	465	1,458	1,923
White	326	924	1,250
Black	4	15	19
American Indian/Alaskan	1	3	4
Other	46	156	202
Unknown	88	360	448
Other race includes Asian, native Hawaiian/Pacific Islander, or other.			
Ethnicity	465	1,458	1,923
Hispanic	2	12	14
Non-Hispanic	137	478	615
Unknown	326	968	1,294
Gender	465	1,458	1,923
Female	287	876	1,163
Male	178	582	760
Unknown	0	0	0



# COVID-19: Glades County vaccine summary

Vaccination data through Mar 9, 2021 as of Mar 10, 2021 at 12:05 AM

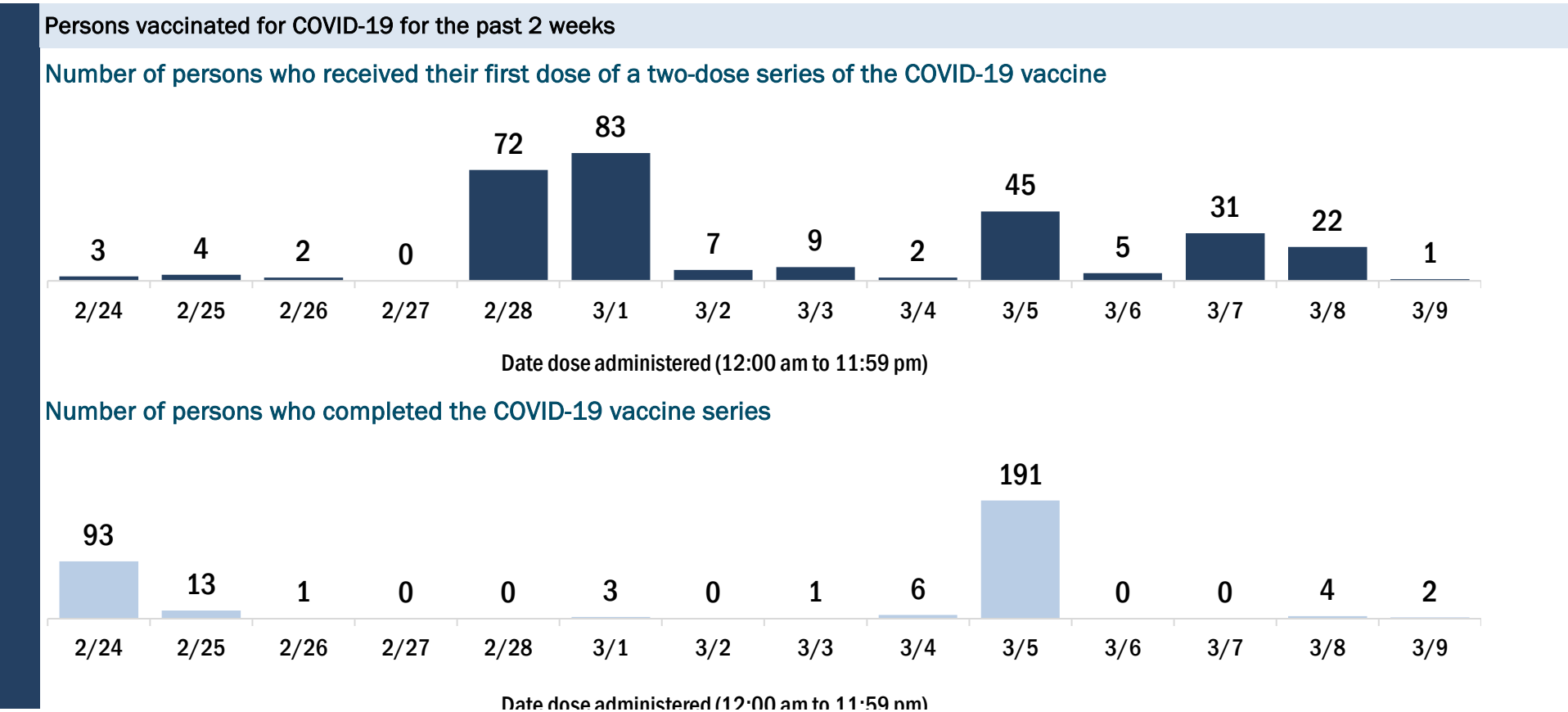
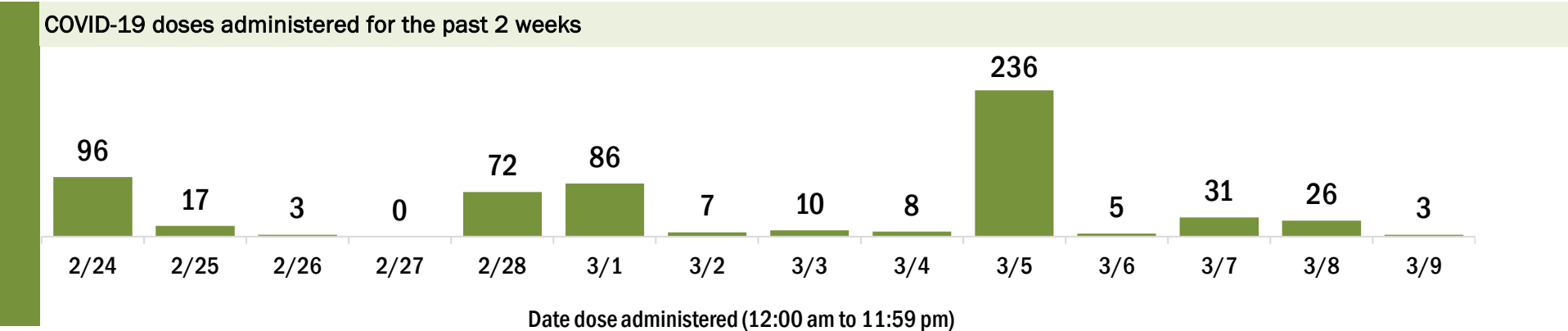
Data in this report are provisional and subject to change.

Data in this summary pertain to COVID-19 vaccines approved by the U.S. Food and Drug Administration and have been issued an Emergency Use Authorization (Janssen COVID-19 Vaccine, Moderna COVID-19 Vaccine and Pfizer-BioNTech COVID-19 Vaccine). These data summarize the number of people who have received either their first dose or have completed the series for a COVID-19 vaccine. **A person can only be counted in one category, first dose or series complete.** For persons receiving Moderna or Pfizer vaccines, once they receive their second dose, they are moved from the first dose column to the series completed column. **Because of this, the total first dose category may show a change from report to report not matching the total receiving their first dose from the previous day.** Persons receiving Johnson & Johnson vaccines will always be counted in the series completed column.

COVID-19 doses for vaccinated persons in Florida	
Doses administered	2,291
People receiving one dose of a 1-dose series (Johnson & Johnson) or receiving only one dose of a 2-dose series (Moderna, Pfizer) count once. Persons receiving both doses of a 2-dose series count twice.	

Current status of persons vaccinated for COVID-19 in Florida	
Total people vaccinated	1,437
First dose	583
Series completed	854
Completed 1-dose series	0
Completed 2-dose series	854
<b>First dose:</b> current number of people who have only received their first dose of the Moderna or Pfizer vaccine.	
<b>Series complete:</b> current number of people who have received both Moderna or Pfizer vaccine doses or one Johnson & Johnson dose and are considered fully immunized.	

Demographic summary	First dose	Series complete	Total people vaccinated
Age group	583	854	1,437
16-24 years	3	0	3
25-34 years	8	3	11
35-44 years	2	4	6
45-54 years	20	15	35
55-64 years	75	35	110
65-74 years	279	394	673
75-84 years	178	330	508
85+ years	18	73	91
Race	583	854	1,437
White	436	648	1,084
Black	15	34	49
American Indian/Alaskan	3	7	10
Other	29	41	70
Unknown	100	124	224
Other race includes Asian, native Hawaiian/Pacific Islander, or other.			
Ethnicity	583	854	1,437
Hispanic	12	17	29
Non-Hispanic	223	325	548
Unknown	348	512	860
Gender	583	854	1,437
Female	302	426	728
Male	281	428	709
Unknown	0	0	0



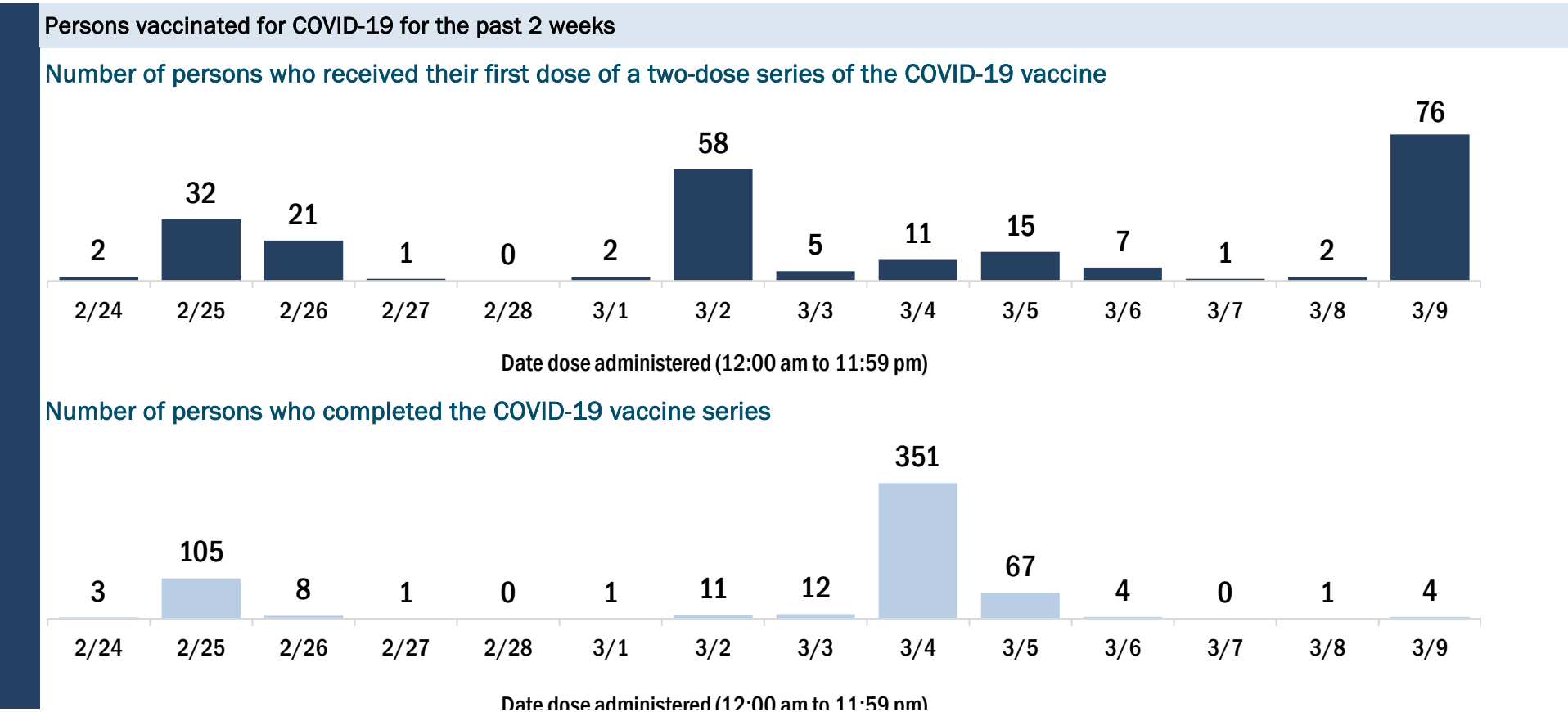
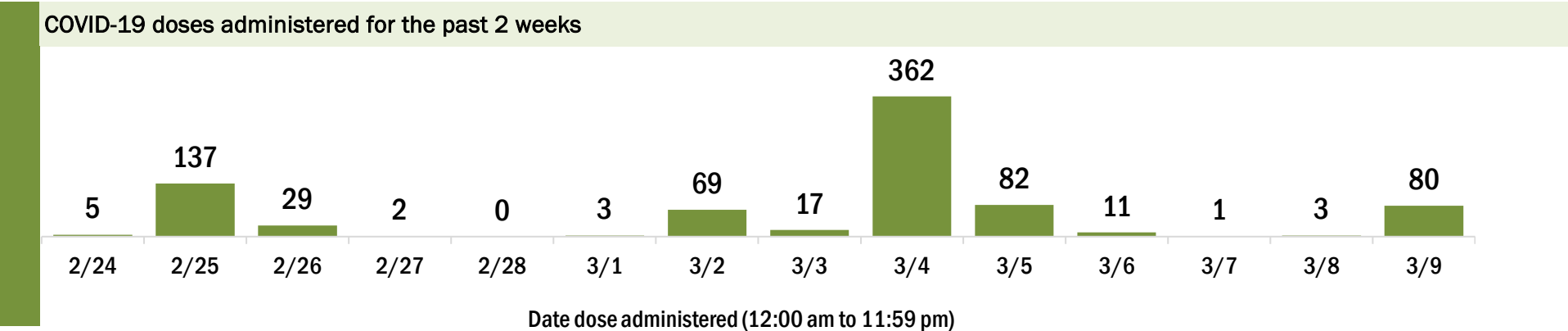
# COVID-19: Gulf County vaccine summary

Vaccination data through Mar 9, 2021 as of Mar 10, 2021 at 12:05 AM

Data in this report are provisional and subject to change.

Data in this summary pertain to COVID-19 vaccines approved by the U.S. Food and Drug Administration and have been issued an Emergency Use Authorization (Janssen COVID-19 Vaccine, Moderna COVID-19 Vaccine and Pfizer-BioNTech COVID-19 Vaccine). These data summarize the number of people who have received either their first dose or have completed the series for a COVID-19 vaccine. **A person can only be counted in one category, first dose or series complete.** For persons receiving Moderna or Pfizer vaccines, once they receive their second dose, they are moved from the first dose column to the series completed column. **Because of this, the total first dose category may show a change from report to report not matching the total receiving their first dose from the previous day.** Persons receiving Johnson & Johnson vaccines will always be counted in the series completed column.

COVID-19 doses for vaccinated persons in Florida		Demographic summary			
Doses administered	4,694	First dose	Series complete	Total people vaccinated	
People receiving one dose of a 1-dose series (Johnson & Johnson) or receiving only one dose of a 2-dose series (Moderna, Pfizer) count once. Persons receiving both doses of a 2-dose series count twice.		Age group	767	1,964	2,731
		16-24 years	14	9	23
		25-34 years	23	23	46
		35-44 years	33	37	70
		45-54 years	52	71	123
		55-64 years	120	123	243
		65-74 years	328	1,065	1,393
		75-84 years	170	490	660
		85+ years	27	146	173
		Race	767	1,964	2,731
		White	611	1,789	2,400
		Black	47	92	139
		American Indian/Alaskan	3	5	8
		Other	61	38	99
		Unknown	45	40	85
		Other race includes Asian, native Hawaiian/Pacific Islander, or other.			
		Ethnicity	767	1,964	2,731
		Hispanic	9	10	19
		Non-Hispanic	412	1,525	1,937
		Unknown	346	429	775
		Gender	767	1,964	2,731
		Female	422	1,029	1,451
		Male	345	935	1,280
		Unknown	0	0	0





# COVID-19: Hamilton County vaccine summary

Vaccination data through Mar 9, 2021 as of Mar 10, 2021 at 12:05 AM

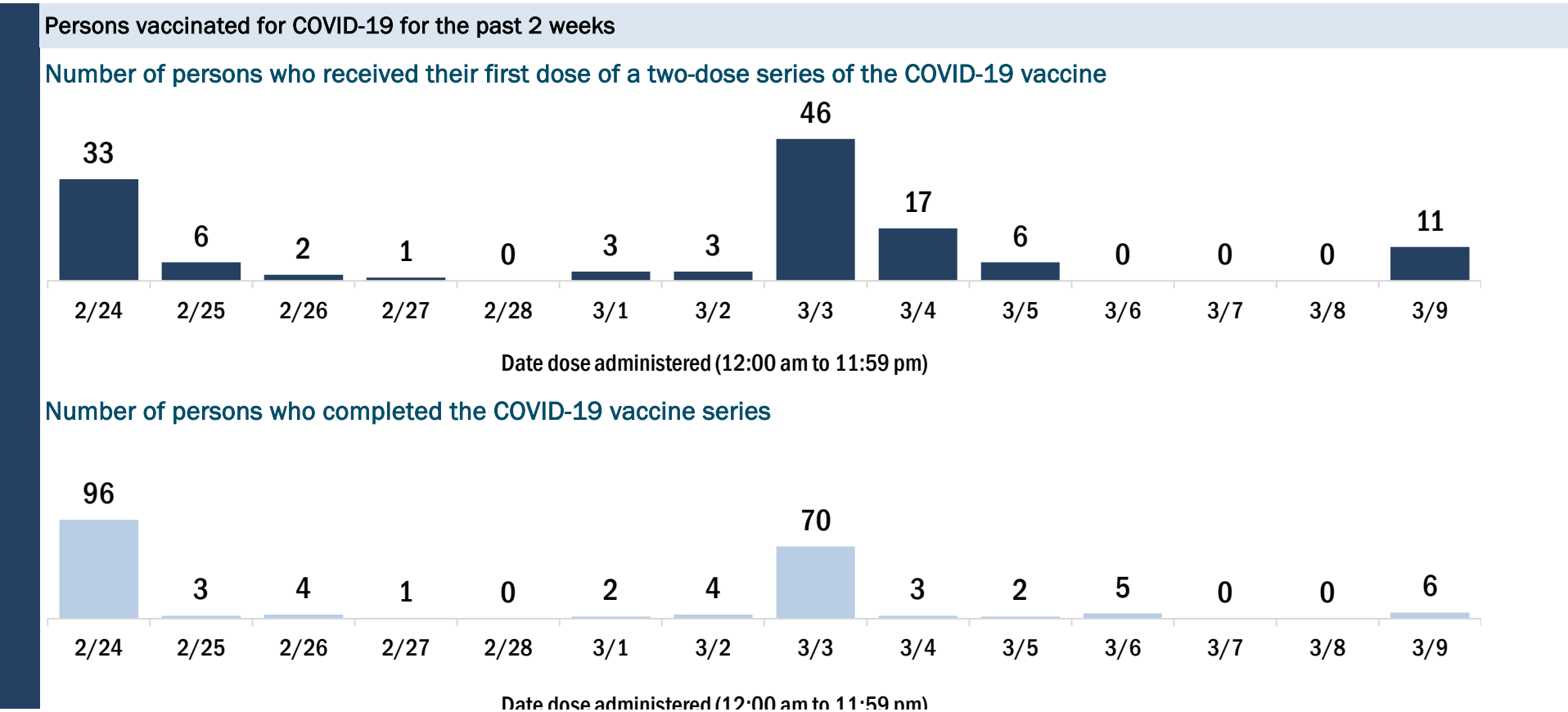
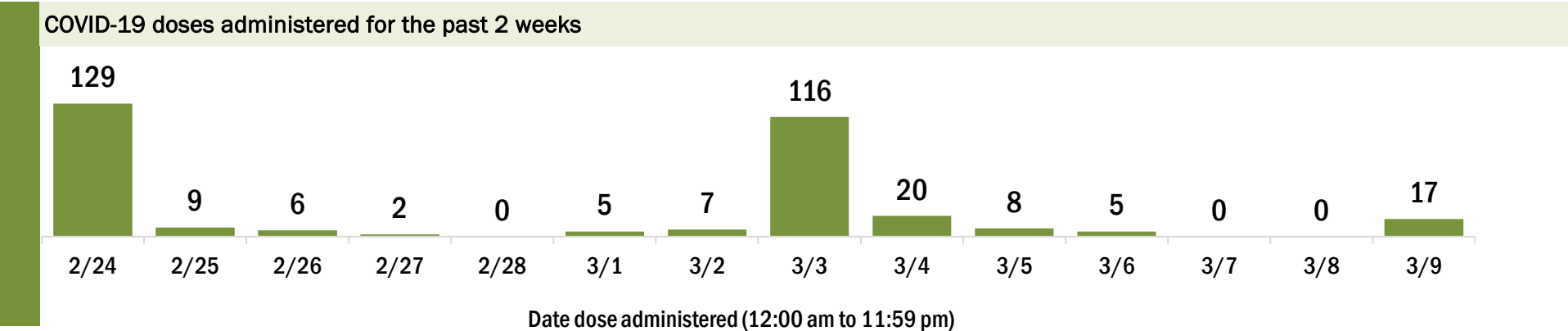
Data in this report are provisional and subject to change.

Data in this summary pertain to COVID-19 vaccines approved by the U.S. Food and Drug Administration and have been issued an Emergency Use Authorization (Janssen COVID-19 Vaccine, Moderna COVID-19 Vaccine and Pfizer-BioNTech COVID-19 Vaccine). These data summarize the number of people who have received either their first dose or have completed the series for a COVID-19 vaccine. **A person can only be counted in one category, first dose or series complete.** For persons receiving Moderna or Pfizer vaccines, once they receive their second dose, they are moved from the first dose column to the series completed column. **Because of this, the total first dose category may show a change from report to report not matching the total receiving their first dose from the previous day.** Persons receiving Johnson & Johnson vaccines will always be counted in the series completed column.

COVID-19 doses for vaccinated persons in Florida	
Doses administered	2,734
People receiving one dose of a 1-dose series (Johnson & Johnson) or receiving only one dose of a 2-dose series (Moderna, Pfizer) count once. Persons receiving both doses of a 2-dose series count twice.	

Current status of persons vaccinated for COVID-19 in Florida	
Total people vaccinated	1,567
First dose	400
Series completed	1,167
Completed 1-dose series	0
Completed 2-dose series	1,167
<b>First dose:</b> current number of people who have only received their first dose of the Moderna or Pfizer vaccine.	
<b>Series complete:</b> current number of people who have received both Moderna or Pfizer vaccine doses or one Johnson & Johnson dose and are considered fully immunized.	

Demographic summary	First dose	Series complete	Total people vaccinated
Age group	400	1,167	1,567
16-24 years	2	7	9
25-34 years	5	13	18
35-44 years	16	23	39
45-54 years	35	27	62
55-64 years	60	44	104
65-74 years	164	628	792
75-84 years	83	346	429
85+ years	35	79	114
Race	400	1,167	1,567
White	183	704	887
Black	77	194	271
American Indian/Alaskan	0	0	0
Other	83	98	181
Unknown	57	171	228
Other race includes Asian, native Hawaiian/Pacific Islander, or other.			
Ethnicity	400	1,167	1,567
Hispanic	7	7	14
Non-Hispanic	218	520	738
Unknown	175	640	815
Gender	400	1,167	1,567
Female	242	634	876
Male	158	533	691
Unknown	0	0	0



# COVID-19: Hardee County vaccine summary

Vaccination data through Mar 9, 2021 as of Mar 10, 2021 at 12:05 AM

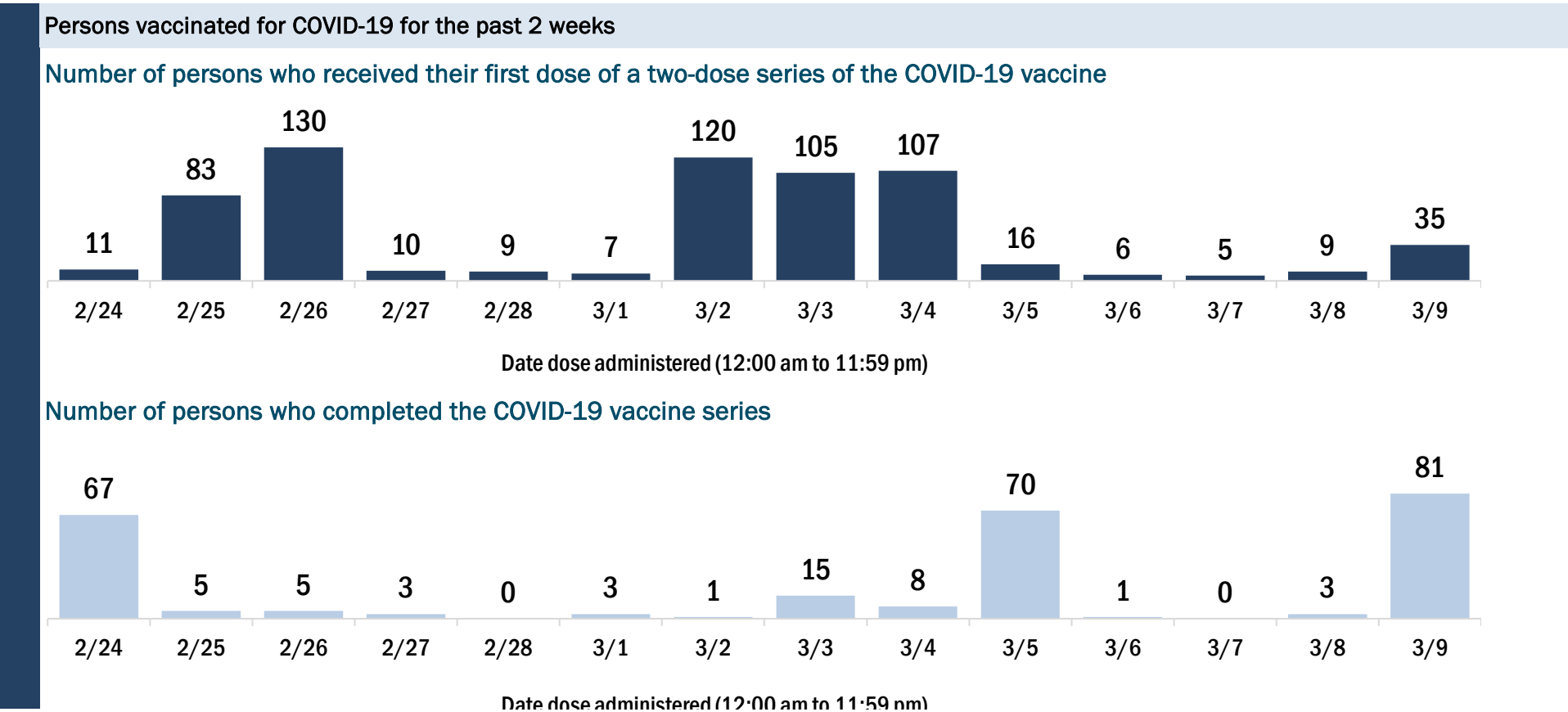
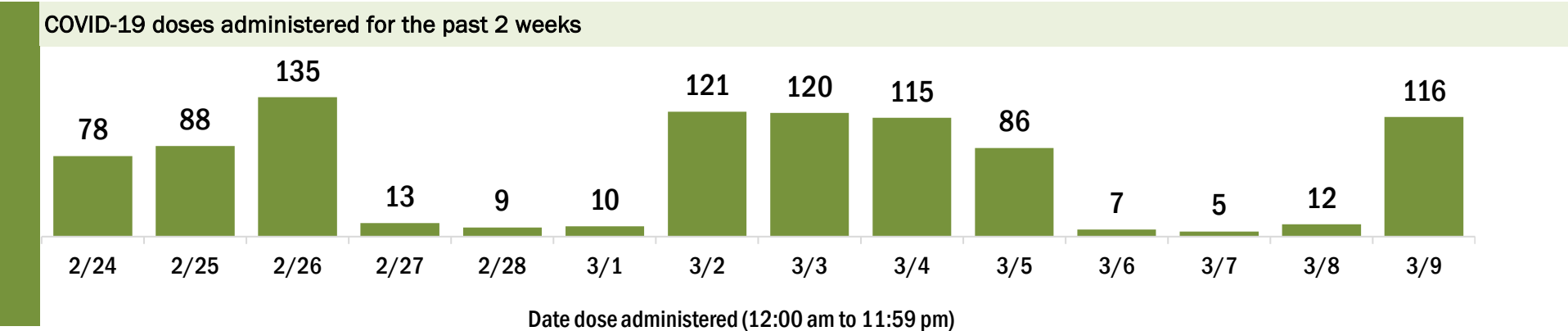
Data in this report are provisional and subject to change.

Data in this summary pertain to COVID-19 vaccines approved by the U.S. Food and Drug Administration and have been issued an Emergency Use Authorization (Janssen COVID-19 Vaccine, Moderna COVID-19 Vaccine and Pfizer-BioNTech COVID-19 Vaccine). These data summarize the number of people who have received either their first dose or have completed the series for a COVID-19 vaccine. **A person can only be counted in one category, first dose or series complete.** For persons receiving Moderna or Pfizer vaccines, once they receive their second dose, they are moved from the first dose column to the series completed column. **Because of this, the total first dose category may show a change from report to report not matching the total receiving their first dose from the previous day.** Persons receiving Johnson & Johnson vaccines will always be counted in the series completed column.

COVID-19 doses for vaccinated persons in Florida	
Doses administered	3,904
People receiving one dose of a 1-dose series (Johnson & Johnson) or receiving only one dose of a 2-dose series (Moderna, Pfizer) count once. Persons receiving both doses of a 2-dose series count twice.	

Current status of persons vaccinated for COVID-19 in Florida	
Total people vaccinated	2,473
First dose	1,041
Series completed	1,432
Completed 1-dose series	1
Completed 2-dose series	1,431
First dose: current number of people who have only received their first dose of the Moderna or Pfizer vaccine.	
Series complete: current number of people who have received both Moderna or Pfizer vaccine doses or one Johnson & Johnson dose and are considered fully immunized.	

Demographic summary	First dose	Series complete	Total people vaccinated
Age group	1,041	1,432	2,473
16-24 years	9	12	21
25-34 years	15	41	56
35-44 years	22	44	66
45-54 years	32	57	89
55-64 years	80	86	166
65-74 years	479	613	1,092
75-84 years	315	446	761
85+ years	89	133	222
Race	1,041	1,432	2,473
White	778	1,002	1,780
Black	26	29	55
American Indian/Alaskan	2	8	10
Other	150	309	459
Unknown	85	84	169
Other race includes Asian, native Hawaiian/Pacific Islander, or other.			
Ethnicity	1,041	1,432	2,473
Hispanic	56	106	162
Non-Hispanic	481	684	1,165
Unknown	504	642	1,146
Gender	1,041	1,432	2,473
Female	571	795	1,366
Male	468	637	1,105
Unknown	2	0	2



# COVID-19: Hendry County vaccine summary

Vaccination data through Mar 9, 2021 as of Mar 10, 2021 at 12:05 AM

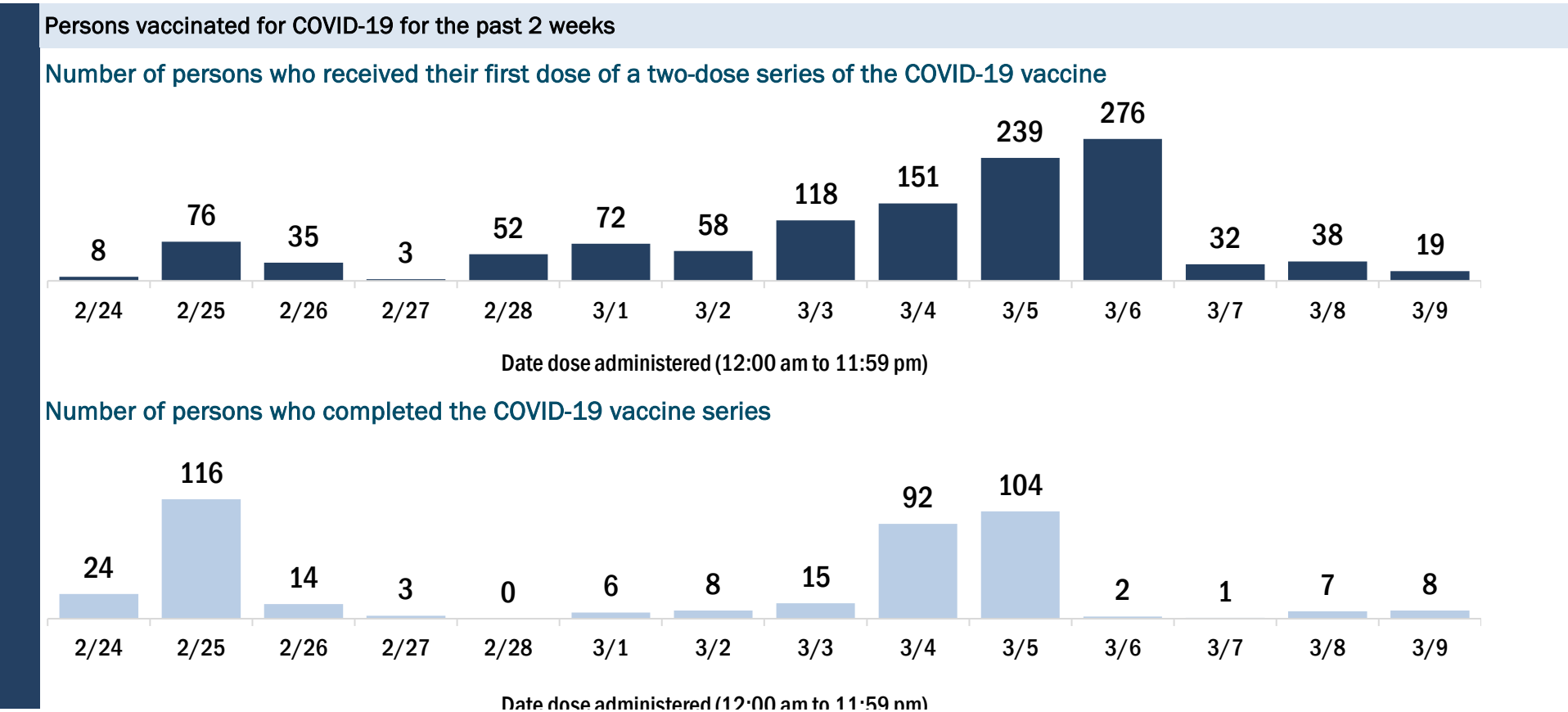
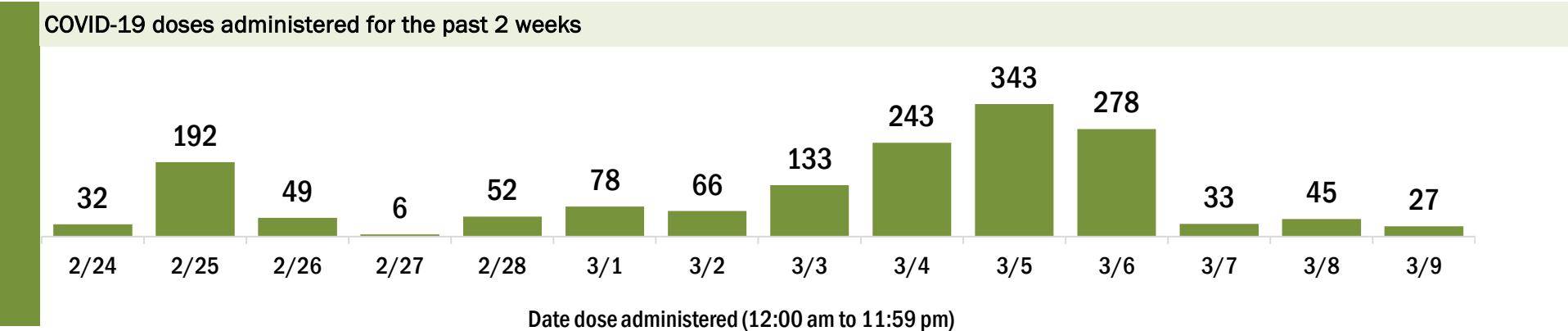
Data in this report are provisional and subject to change.

Data in this summary pertain to COVID-19 vaccines approved by the U.S. Food and Drug Administration and have been issued an Emergency Use Authorization (Janssen COVID-19 Vaccine, Moderna COVID-19 Vaccine and Pfizer-BioNTech COVID-19 Vaccine). These data summarize the number of people who have received either their first dose or have completed the series for a COVID-19 vaccine. **A person can only be counted in one category, first dose or series complete.** For persons receiving Moderna or Pfizer vaccines, once they receive their second dose, they are moved from the first dose column to the series completed column. **Because of this, the total first dose category may show a change from report to report not matching the total receiving their first dose from the previous day.** Persons receiving Johnson & Johnson vaccines will always be counted in the series completed column.

COVID-19 doses for vaccinated persons in Florida	
Doses administered	6,121
People receiving one dose of a 1-dose series (Johnson & Johnson) or receiving only one dose of a 2-dose series (Moderna, Pfizer) count once. Persons receiving both doses of a 2-dose series count twice.	

Current status of persons vaccinated for COVID-19 in Florida	
Total people vaccinated	3,943
First dose	1,761
Series completed	2,182
Completed 1-dose series	4
Completed 2-dose series	2,178
<b>First dose:</b> current number of people who have only received their first dose of the Moderna or Pfizer vaccine.	
<b>Series complete:</b> current number of people who have received both Moderna or Pfizer vaccine doses or one Johnson & Johnson dose and are considered fully immunized.	

Demographic summary	First dose	Series complete	Total people vaccinated
Age group	1,761	2,182	3,943
16-24 years	28	25	53
25-34 years	39	47	86
35-44 years	44	57	101
45-54 years	92	90	182
55-64 years	206	154	360
65-74 years	849	1,015	1,864
75-84 years	405	609	1,014
85+ years	98	185	283
Race	1,761	2,182	3,943
White	1,211	1,375	2,586
Black	98	153	251
American Indian/Alaskan	11	6	17
Other	236	406	642
Unknown	205	242	447
Other race includes Asian, native Hawaiian/Pacific Islander, or other.			
Ethnicity	1,761	2,182	3,943
Hispanic	299	293	592
Non-Hispanic	711	1,102	1,813
Unknown	751	787	1,538
Gender	1,761	2,182	3,943
Female	931	1,185	2,116
Male	830	997	1,827
Unknown	0	0	0



# COVID-19: Hernando County vaccine summary

Vaccination data through Mar 9, 2021 as of Mar 10, 2021 at 12:05 AM

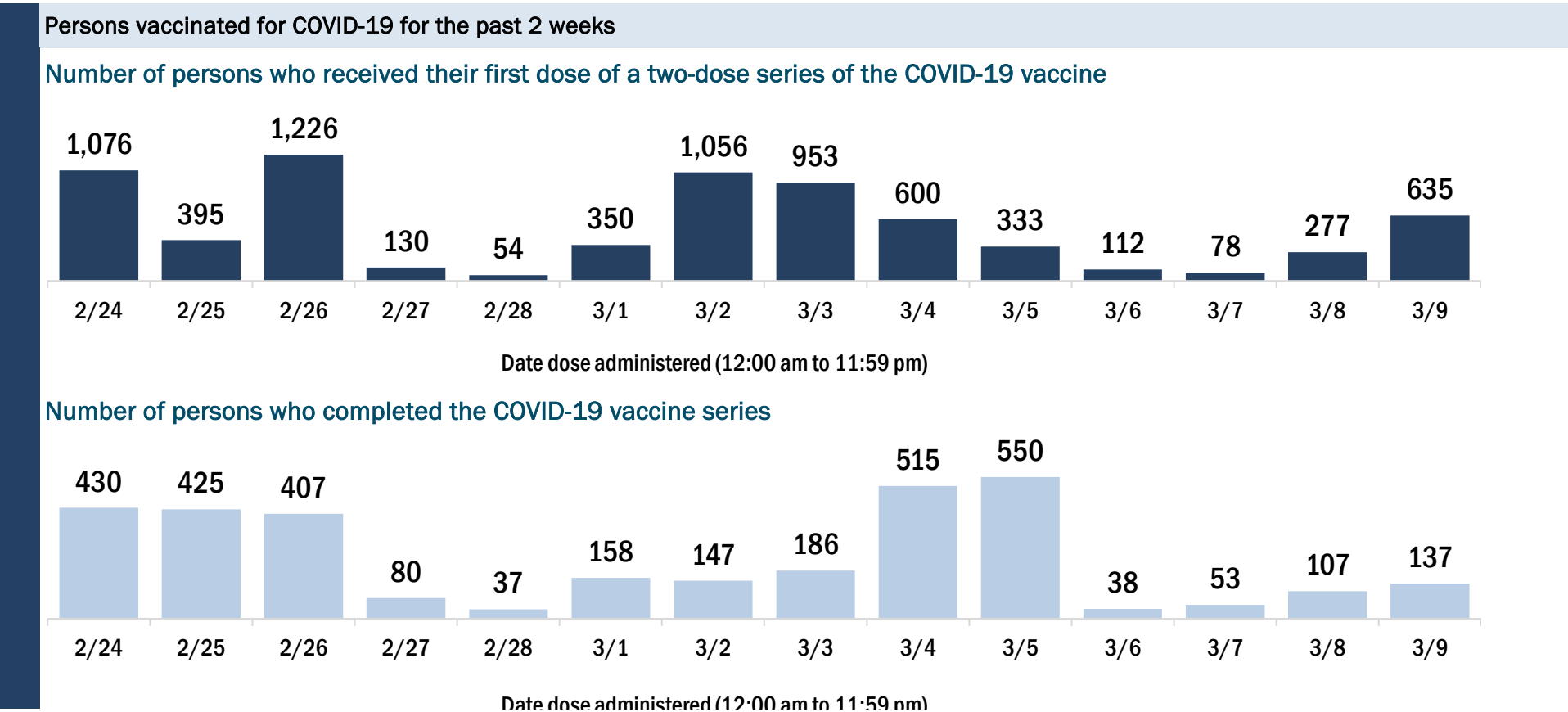
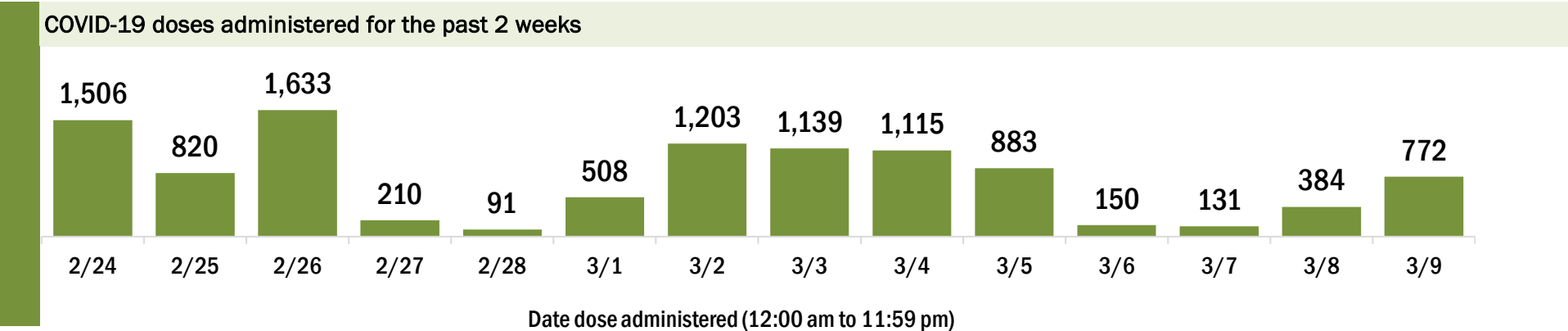
Data in this report are provisional and subject to change.

Data in this summary pertain to COVID-19 vaccines approved by the U.S. Food and Drug Administration and have been issued an Emergency Use Authorization (Janssen COVID-19 Vaccine, Moderna COVID-19 Vaccine and Pfizer-BioNTech COVID-19 Vaccine). These data summarize the number of people who have received either their first dose or have completed the series for a COVID-19 vaccine. **A person can only be counted in one category, first dose or series complete.** For persons receiving Moderna or Pfizer vaccines, once they receive their second dose, they are moved from the first dose column to the series completed column. **Because of this, the total first dose category may show a change from report to report not matching the total receiving their first dose from the previous day.** Persons receiving Johnson & Johnson vaccines will always be counted in the series completed column.

COVID-19 doses for vaccinated persons in Florida	
Doses administered	44,290
People receiving one dose of a 1-dose series (Johnson & Johnson) or receiving only one dose of a 2-dose series (Moderna, Pfizer) count once. Persons receiving both doses of a 2-dose series count twice.	

Current status of persons vaccinated for COVID-19 in Florida	
Total people vaccinated	29,639
First dose	14,857
Series completed	14,782
Completed 1-dose series	131
Completed 2-dose series	14,651
First dose: current number of people who have only received their first dose of the Moderna or Pfizer vaccine.	
Series complete: current number of people who have received both Moderna or Pfizer vaccine doses or one Johnson & Johnson dose and are considered fully immunized.	

Demographic summary	First dose	Series complete	Total people vaccinated
Age group	14,857	14,782	29,639
16-24 years	120	177	297
25-34 years	217	534	751
35-44 years	305	657	962
45-54 years	489	974	1,463
55-64 years	836	1,283	2,119
65-74 years	6,643	6,053	12,696
75-84 years	4,745	3,794	8,539
85+ years	1,502	1,310	2,812
Race	14,857	14,782	29,639
White	10,727	9,209	19,936
Black	235	400	635
American Indian/Alaskan	68	51	119
Other	810	1,603	2,413
Unknown	3,017	3,519	6,536
Other race includes Asian, native Hawaiian/Pacific Islander, or other.			
Ethnicity	14,857	14,782	29,639
Hispanic	486	482	968
Non-Hispanic	7,829	6,795	14,624
Unknown	6,542	7,505	14,047
Gender	14,857	14,782	29,639
Female	8,534	8,708	17,242
Male	6,270	6,055	12,325
Unknown	53	19	72





# COVID-19: Highlands County vaccine summary

Vaccination data through Mar 9, 2021 as of Mar 10, 2021 at 12:05 AM

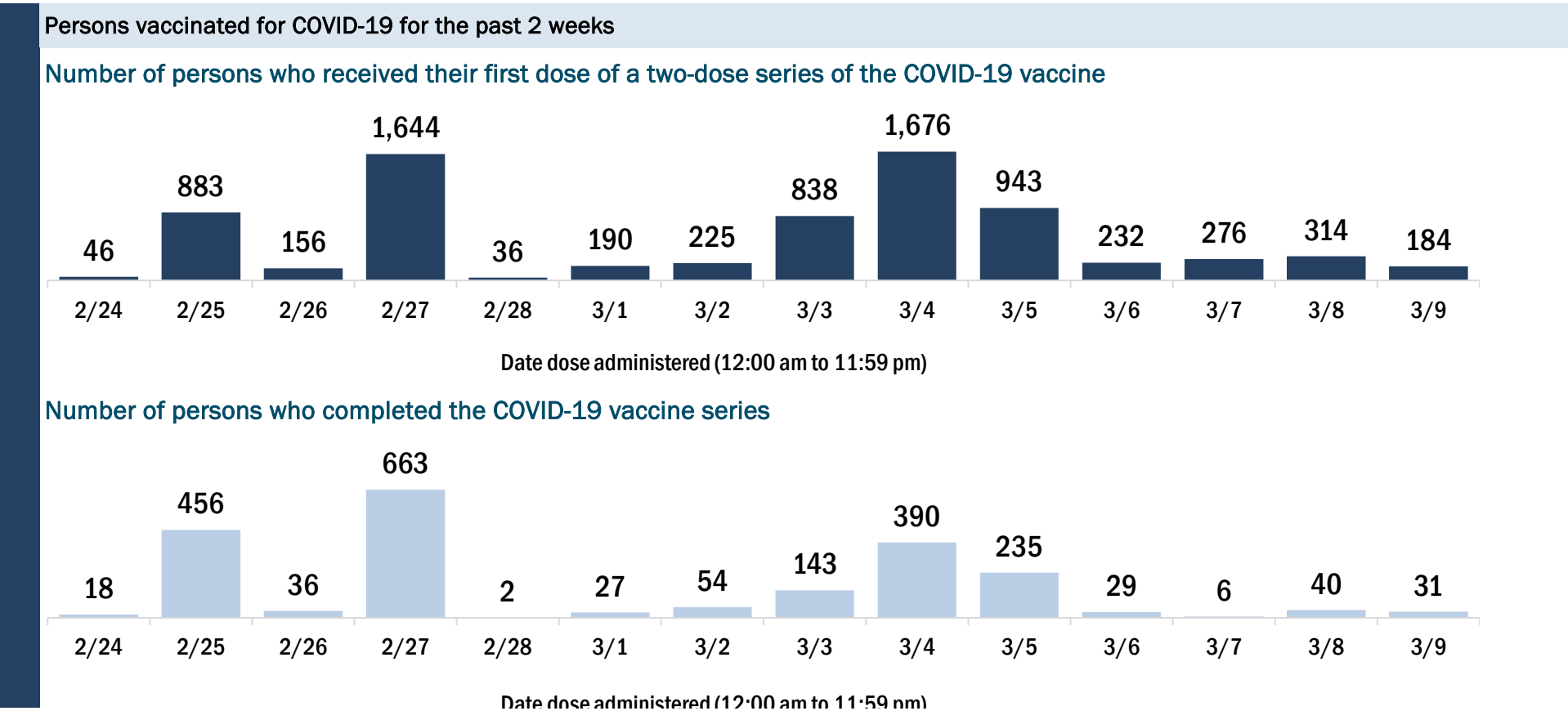
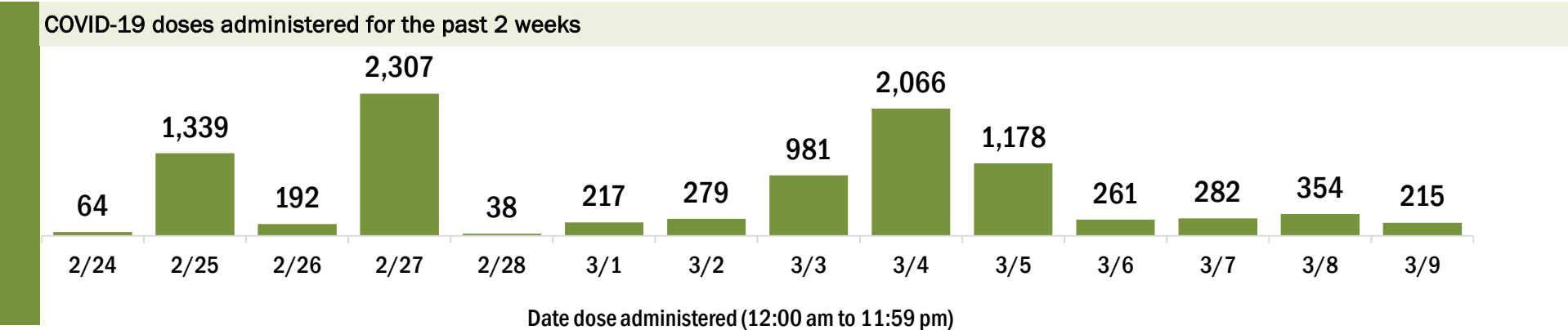
Data in this report are provisional and subject to change.

Data in this summary pertain to COVID-19 vaccines approved by the U.S. Food and Drug Administration and have been issued an Emergency Use Authorization (Janssen COVID-19 Vaccine, Moderna COVID-19 Vaccine and Pfizer-BioNTech COVID-19 Vaccine). These data summarize the number of people who have received either their first dose or have completed the series for a COVID-19 vaccine. **A person can only be counted in one category, first dose or series complete.** For persons receiving Moderna or Pfizer vaccines, once they receive their second dose, they are moved from the first dose column to the series completed column. **Because of this, the total first dose category may show a change from report to report not matching the total receiving their first dose from the previous day.** Persons receiving Johnson & Johnson vaccines will always be counted in the series completed column.

COVID-19 doses for vaccinated persons in Florida	
Doses administered	26,604
People receiving one dose of a 1-dose series (Johnson & Johnson) or receiving only one dose of a 2-dose series (Moderna, Pfizer) count once. Persons receiving both doses of a 2-dose series count twice.	

Current status of persons vaccinated for COVID-19 in Florida	
Total people vaccinated	20,166
First dose	13,706
Series completed	6,460
Completed 1-dose series	22
Completed 2-dose series	6,438
First dose: current number of people who have only received their first dose of the Moderna or Pfizer vaccine.	
Series complete: current number of people who have received both Moderna or Pfizer vaccine doses or one Johnson & Johnson dose and are considered fully immunized.	

Demographic summary	First dose	Series complete	Total people vaccinated
Age group	13,706	6,460	20,166
16-24 years	34	52	86
25-34 years	93	174	267
35-44 years	146	252	398
45-54 years	219	364	583
55-64 years	539	531	1,070
65-74 years	6,036	2,656	8,692
75-84 years	5,285	1,817	7,102
85+ years	1,354	614	1,968
Race	13,706	6,460	20,166
White	11,485	4,906	16,391
Black	250	183	433
American Indian/Alaskan	132	40	172
Other	444	780	1,224
Unknown	1,395	551	1,946
Other race includes Asian, native Hawaiian/Pacific Islander, or other.			
Ethnicity	13,706	6,460	20,166
Hispanic	469	256	725
Non-Hispanic	8,109	4,173	12,282
Unknown	5,128	2,031	7,159
Gender	13,706	6,460	20,166
Female	7,282	3,619	10,901
Male	6,393	2,838	9,231
Unknown	31	3	34



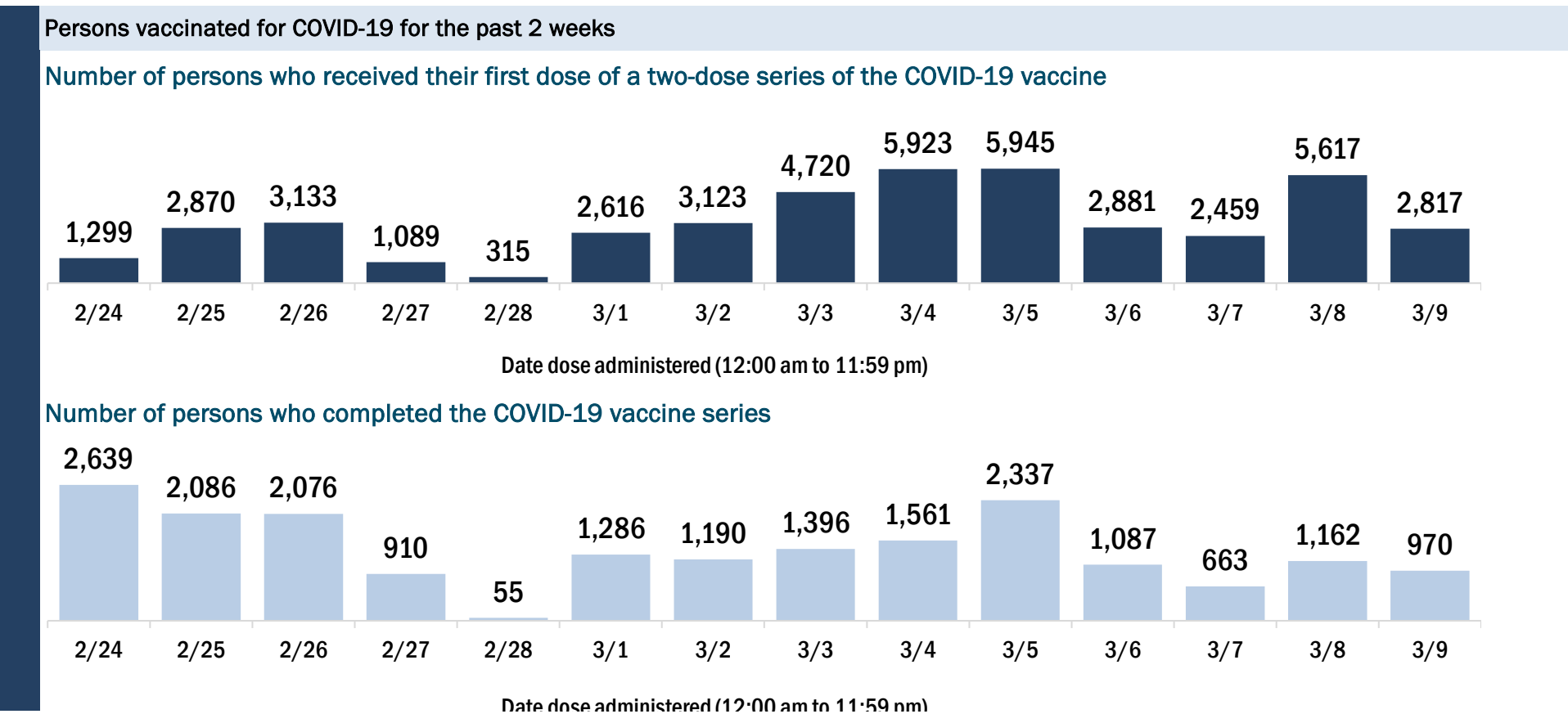
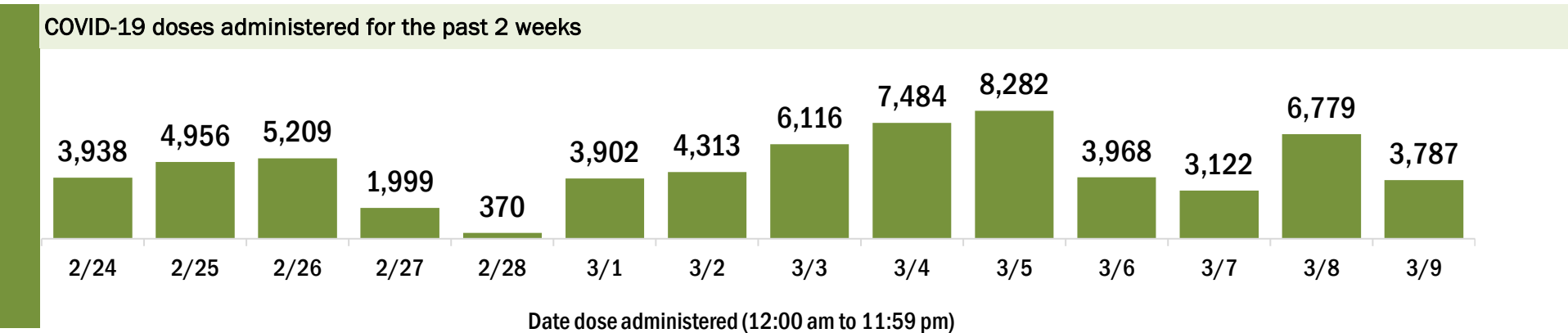
# COVID-19: Hillsborough County vaccine summary

Vaccination data through Mar 9, 2021 as of Mar 10, 2021 at 12:05 AM

Data in this report are provisional and subject to change.

Data in this summary pertain to COVID-19 vaccines approved by the U.S. Food and Drug Administration and have been issued an Emergency Use Authorization (Janssen COVID-19 Vaccine, Moderna COVID-19 Vaccine and Pfizer-BioNTech COVID-19 Vaccine). These data summarize the number of people who have received either their first dose or have completed the series for a COVID-19 vaccine. **A person can only be counted in one category, first dose or series complete.** For persons receiving Moderna or Pfizer vaccines, once they receive their second dose, they are moved from the first dose column to the series completed column. **Because of this, the total first dose category may show a change from report to report not matching the total receiving their first dose from the previous day.** Persons receiving Johnson & Johnson vaccines will always be counted in the series completed column.

COVID-19 doses for vaccinated persons in Florida		Demographic summary			
Doses administered	289,231	First dose	Series complete	Total people vaccinated	
People receiving one dose of a 1-dose series (Johnson & Johnson) or receiving only one dose of a 2-dose series (Moderna, Pfizer) count once. Persons receiving both doses of a 2-dose series count twice.		Age group	95,396	97,951	193,347
		16-24 years	1,906	1,882	3,788
		25-34 years	5,031	7,721	12,752
		35-44 years	6,837	8,750	15,587
		45-54 years	8,912	8,961	17,873
		55-64 years	12,754	10,406	23,160
		65-74 years	35,921	33,991	69,912
		75-84 years	18,236	18,808	37,044
		85+ years	5,799	7,432	13,231
		Race	95,396	97,951	193,347
		White	61,477	65,121	126,598
		Black	6,711	6,705	13,416
		American Indian/Alaskan	371	439	810
		Other	10,770	16,632	27,402
		Unknown	16,067	9,054	25,121
		Other race includes Asian, native Hawaiian/Pacific Islander, or other.			
		Ethnicity	95,396	97,951	193,347
		Hispanic	9,030	10,265	19,295
		Non-Hispanic	47,328	62,059	109,387
		Unknown	39,038	25,627	64,665
		Gender	95,396	97,951	193,347
		Female	56,449	59,069	115,518
		Male	38,627	38,810	77,437
		Unknown	320	72	392



# COVID-19: Holmes County vaccine summary

Vaccination data through Mar 9, 2021 as of Mar 10, 2021 at 12:05 AM

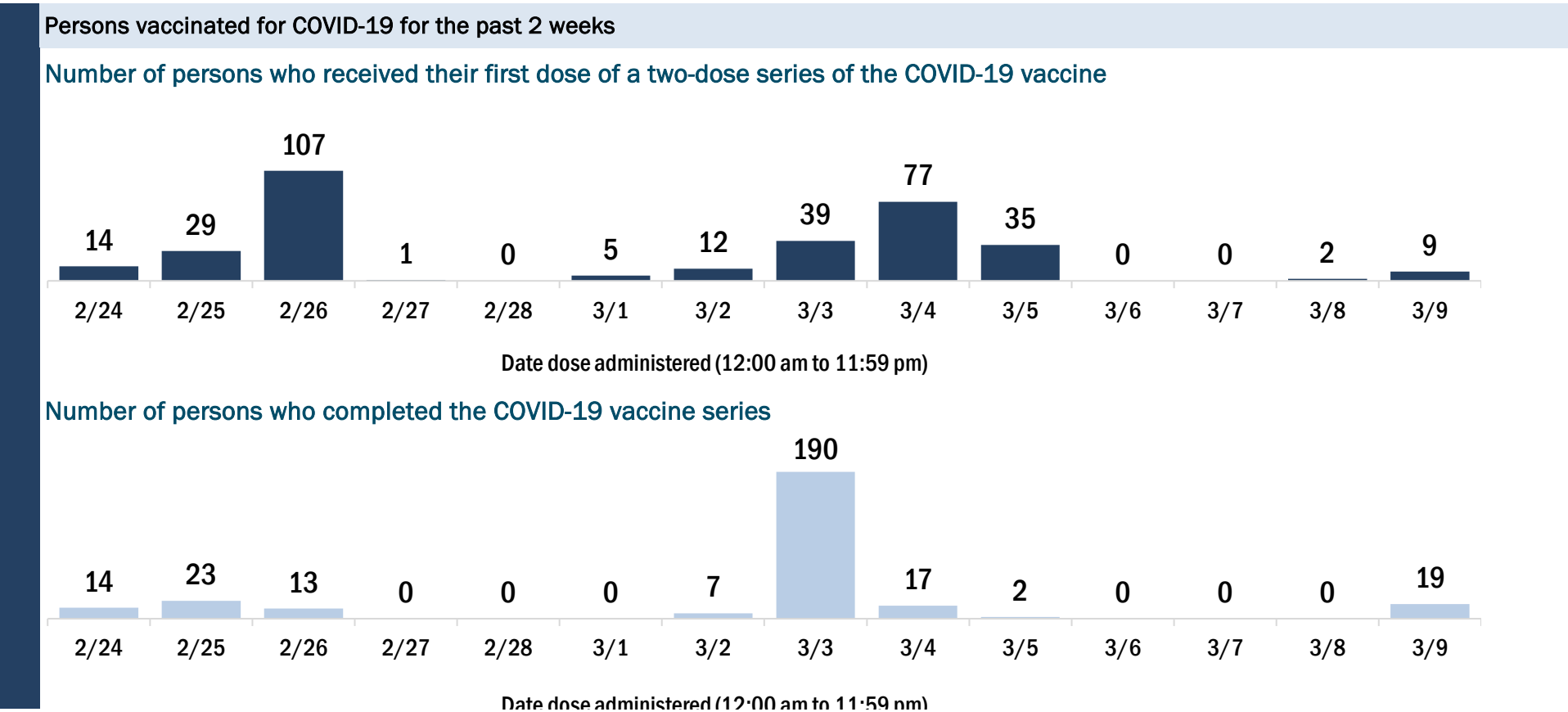
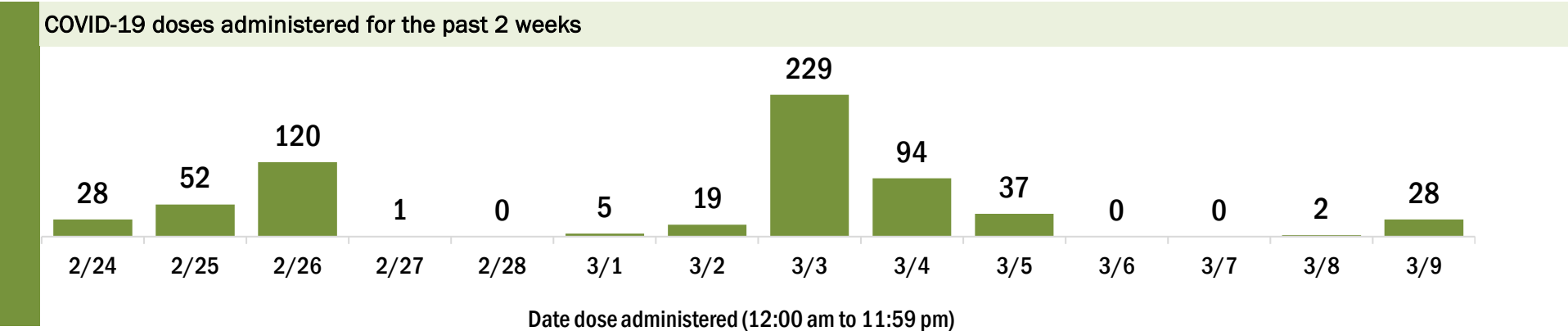
Data in this report are provisional and subject to change.

Data in this summary pertain to COVID-19 vaccines approved by the U.S. Food and Drug Administration and have been issued an Emergency Use Authorization (Janssen COVID-19 Vaccine, Moderna COVID-19 Vaccine and Pfizer-BioNTech COVID-19 Vaccine). These data summarize the number of people who have received either their first dose or have completed the series for a COVID-19 vaccine. **A person can only be counted in one category, first dose or series complete.** For persons receiving Moderna or Pfizer vaccines, once they receive their second dose, they are moved from the first dose column to the series completed column. **Because of this, the total first dose category may show a change from report to report not matching the total receiving their first dose from the previous day.** Persons receiving Johnson & Johnson vaccines will always be counted in the series completed column.

COVID-19 doses for vaccinated persons in Florida	
Doses administered	4,003
People receiving one dose of a 1-dose series (Johnson & Johnson) or receiving only one dose of a 2-dose series (Moderna, Pfizer) count once. Persons receiving both doses of a 2-dose series count twice.	

Current status of persons vaccinated for COVID-19 in Florida	
Total people vaccinated	2,458
First dose	913
Series completed	1,545
Completed 1-dose series	0
Completed 2-dose series	1,545
First dose: current number of people who have only received their first dose of the Moderna or Pfizer vaccine.	
Series complete: current number of people who have received both Moderna or Pfizer vaccine doses or one Johnson & Johnson dose and are considered fully immunized.	

Demographic summary	First dose	Series complete	Total people vaccinated
Age group	913	1,545	2,458
16-24 years	8	8	16
25-34 years	21	29	50
35-44 years	46	51	97
45-54 years	82	80	162
55-64 years	145	130	275
65-74 years	350	659	1,009
75-84 years	217	448	665
85+ years	44	140	184
Race	913	1,545	2,458
White	787	1,284	2,071
Black	31	51	82
American Indian/Alaskan	7	16	23
Other	39	147	186
Unknown	49	47	96
Other race includes Asian, native Hawaiian/Pacific Islander, or other.			
Ethnicity	913	1,545	2,458
Hispanic	5	10	15
Non-Hispanic	677	1,318	1,995
Unknown	231	217	448
Gender	913	1,545	2,458
Female	479	847	1,326
Male	433	698	1,131
Unknown	1	0	1



# COVID-19: Indian River County vaccine summary

Vaccination data through Mar 9, 2021 as of Mar 10, 2021 at 12:05 AM

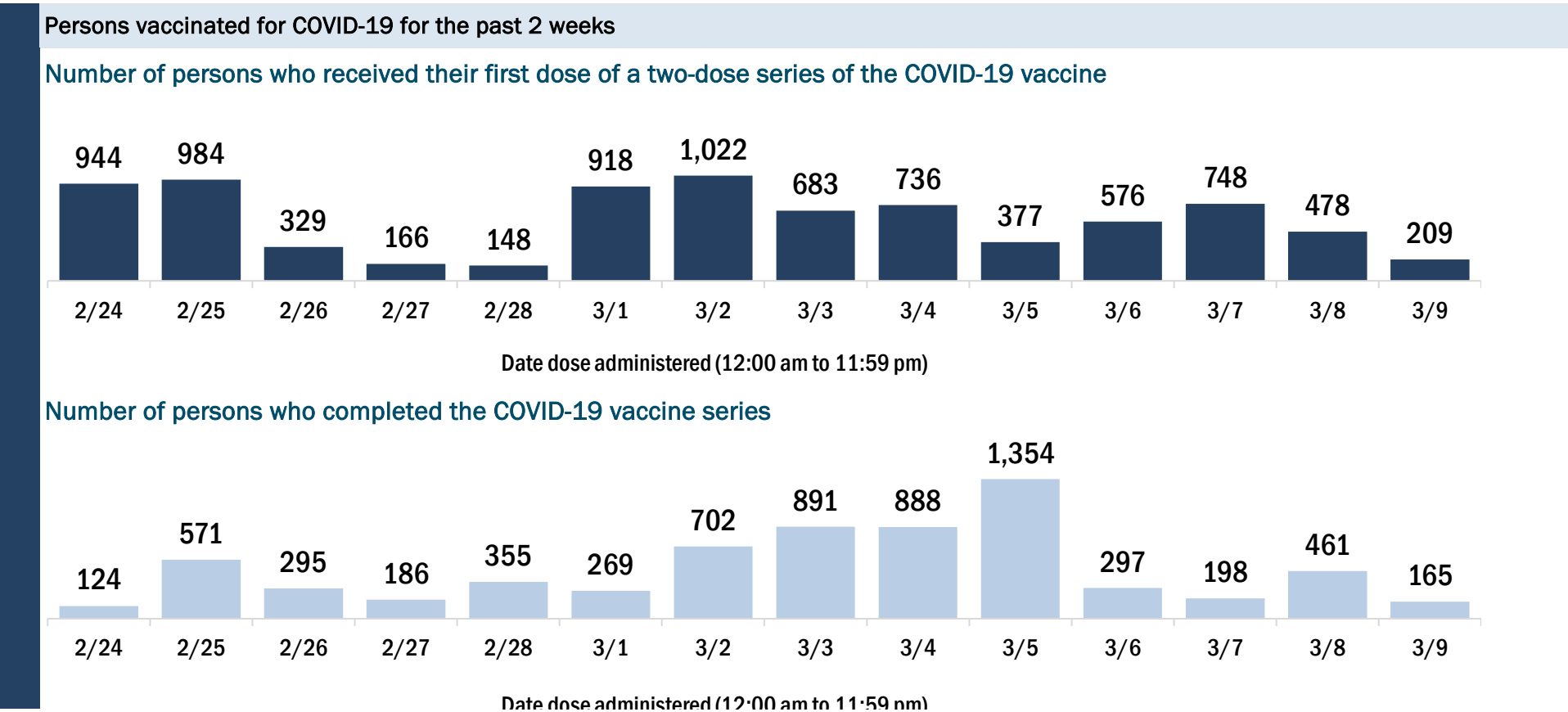
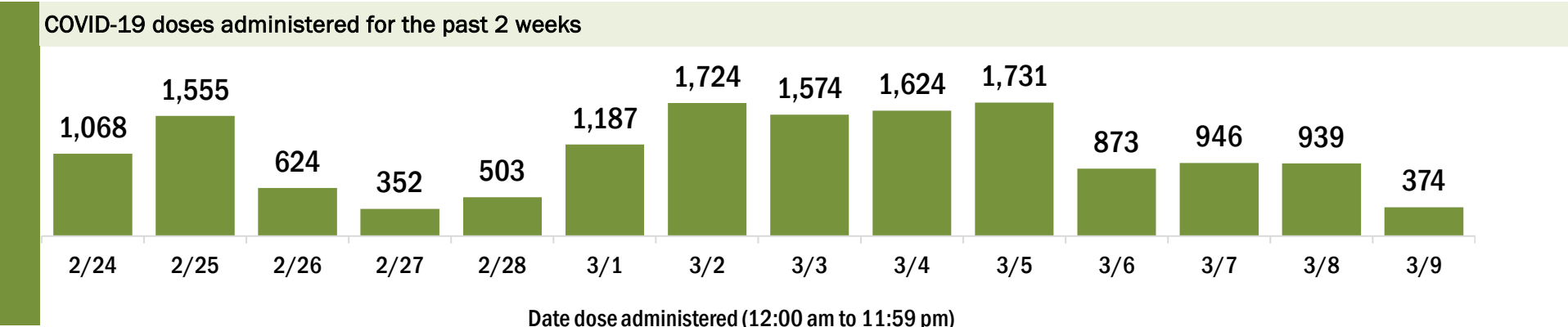
Data in this report are provisional and subject to change.

Data in this summary pertain to COVID-19 vaccines approved by the U.S. Food and Drug Administration and have been issued an Emergency Use Authorization (Janssen COVID-19 Vaccine, Moderna COVID-19 Vaccine and Pfizer-BioNTech COVID-19 Vaccine). These data summarize the number of people who have received either their first dose or have completed the series for a COVID-19 vaccine. **A person can only be counted in one category, first dose or series complete.** For persons receiving Moderna or Pfizer vaccines, once they receive their second dose, they are moved from the first dose column to the series completed column. **Because of this, the total first dose category may show a change from report to report not matching the total receiving their first dose from the previous day.** Persons receiving Johnson & Johnson vaccines will always be counted in the series completed column.

COVID-19 doses for vaccinated persons in Florida	
Doses administered	68,511
People receiving one dose of a 1-dose series (Johnson & Johnson) or receiving only one dose of a 2-dose series (Moderna, Pfizer) count once. Persons receiving both doses of a 2-dose series count twice.	

Current status of persons vaccinated for COVID-19 in Florida	
Total people vaccinated	45,364
First dose	22,106
Series completed	23,258
Completed 1-dose series	111
Completed 2-dose series	23,147
First dose: current number of people who have only received their first dose of the Moderna or Pfizer vaccine.	
Series complete: current number of people who have received both Moderna or Pfizer vaccine doses or one Johnson & Johnson dose and are considered fully immunized.	

Demographic summary	First dose	Series complete	Total people vaccinated
Age group	22,106	23,258	45,364
16-24 years	98	144	242
25-34 years	198	403	601
35-44 years	284	554	838
45-54 years	568	808	1,376
55-64 years	1,518	1,421	2,939
65-74 years	9,888	10,682	20,570
75-84 years	7,018	6,807	13,825
85+ years	2,534	2,439	4,973
Race	22,106	23,258	45,364
White	16,178	17,446	33,624
Black	589	593	1,182
American Indian/Alaskan	139	127	266
Other	992	2,192	3,184
Unknown	4,208	2,900	7,108
Other race includes Asian, native Hawaiian/Pacific Islander, or other.			
Ethnicity	22,106	23,258	45,364
Hispanic	413	451	864
Non-Hispanic	11,916	15,659	27,575
Unknown	9,777	7,148	16,925
Gender	22,106	23,258	45,364
Female	12,347	13,214	25,561
Male	9,727	10,036	19,763
Unknown	32	8	40





# COVID-19: Jackson County vaccine summary

Vaccination data through Mar 9, 2021 as of Mar 10, 2021 at 12:05 AM

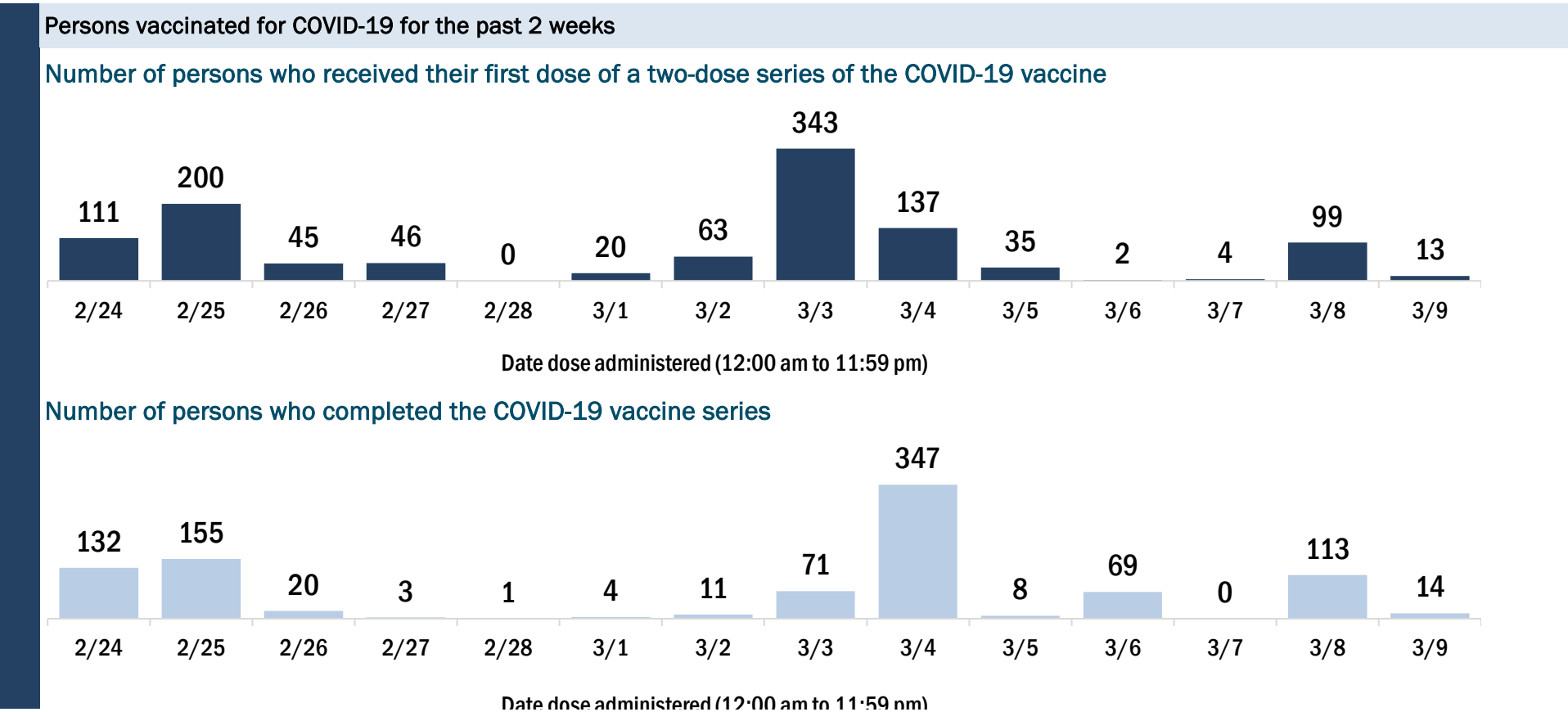
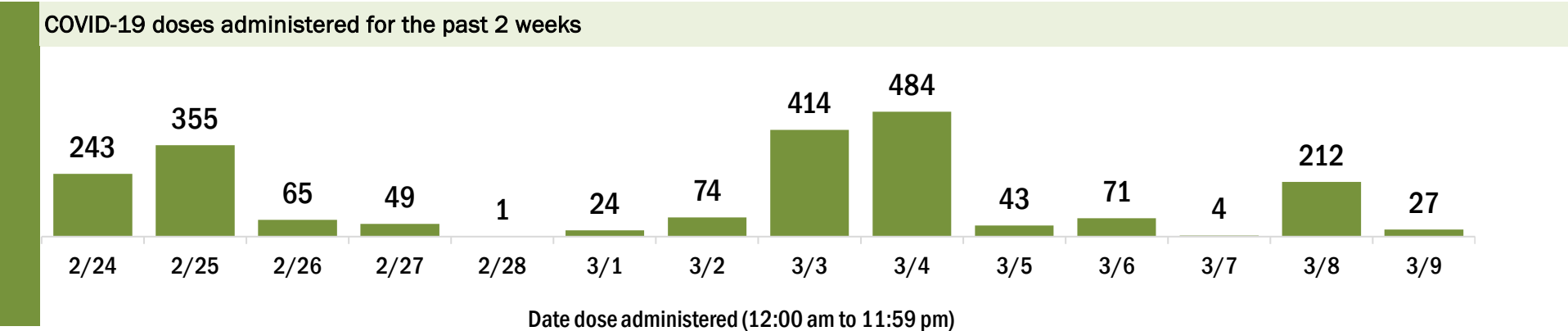
Data in this report are provisional and subject to change.

Data in this summary pertain to COVID-19 vaccines approved by the U.S. Food and Drug Administration and have been issued an Emergency Use Authorization (Janssen COVID-19 Vaccine, Moderna COVID-19 Vaccine and Pfizer-BioNTech COVID-19 Vaccine). These data summarize the number of people who have received either their first dose or have completed the series for a COVID-19 vaccine. **A person can only be counted in one category, first dose or series complete.** For persons receiving Moderna or Pfizer vaccines, once they receive their second dose, they are moved from the first dose column to the series completed column. **Because of this, the total first dose category may show a change from report to report not matching the total receiving their first dose from the previous day.** Persons receiving Johnson & Johnson vaccines will always be counted in the series completed column.

COVID-19 doses for vaccinated persons in Florida	
Doses administered	12,823
People receiving one dose of a 1-dose series (Johnson & Johnson) or receiving only one dose of a 2-dose series (Moderna, Pfizer) count once. Persons receiving both doses of a 2-dose series count twice.	

Current status of persons vaccinated for COVID-19 in Florida	
Total people vaccinated	7,804
First dose	2,713
Series completed	5,091
Completed 1-dose series	72
Completed 2-dose series	5,019
First dose: current number of people who have only received their first dose of the Moderna or Pfizer vaccine.	
Series complete: current number of people who have received both Moderna or Pfizer vaccine doses or one Johnson & Johnson dose and are considered fully immunized.	

Demographic summary	First dose	Series complete	Total people vaccinated
Age group	2,713	5,091	7,804
16-24 years	55	37	92
25-34 years	92	113	205
35-44 years	139	192	331
45-54 years	321	295	616
55-64 years	644	466	1,110
65-74 years	763	2,144	2,907
75-84 years	497	1,392	1,889
85+ years	202	452	654
Race	2,713	5,091	7,804
White	1,754	3,624	5,378
Black	563	801	1,364
American Indian/Alaskan	25	21	46
Other	93	237	330
Unknown	278	408	686
Other race includes Asian, native Hawaiian/Pacific Islander, or other.			
Ethnicity	2,713	5,091	7,804
Hispanic	36	31	67
Non-Hispanic	1,808	3,261	5,069
Unknown	869	1,799	2,668
Gender	2,713	5,091	7,804
Female	1,580	2,899	4,479
Male	1,131	2,192	3,323
Unknown	2	0	2



# COVID-19: Jefferson County vaccine summary

Vaccination data through Mar 9, 2021 as of Mar 10, 2021 at 12:05 AM

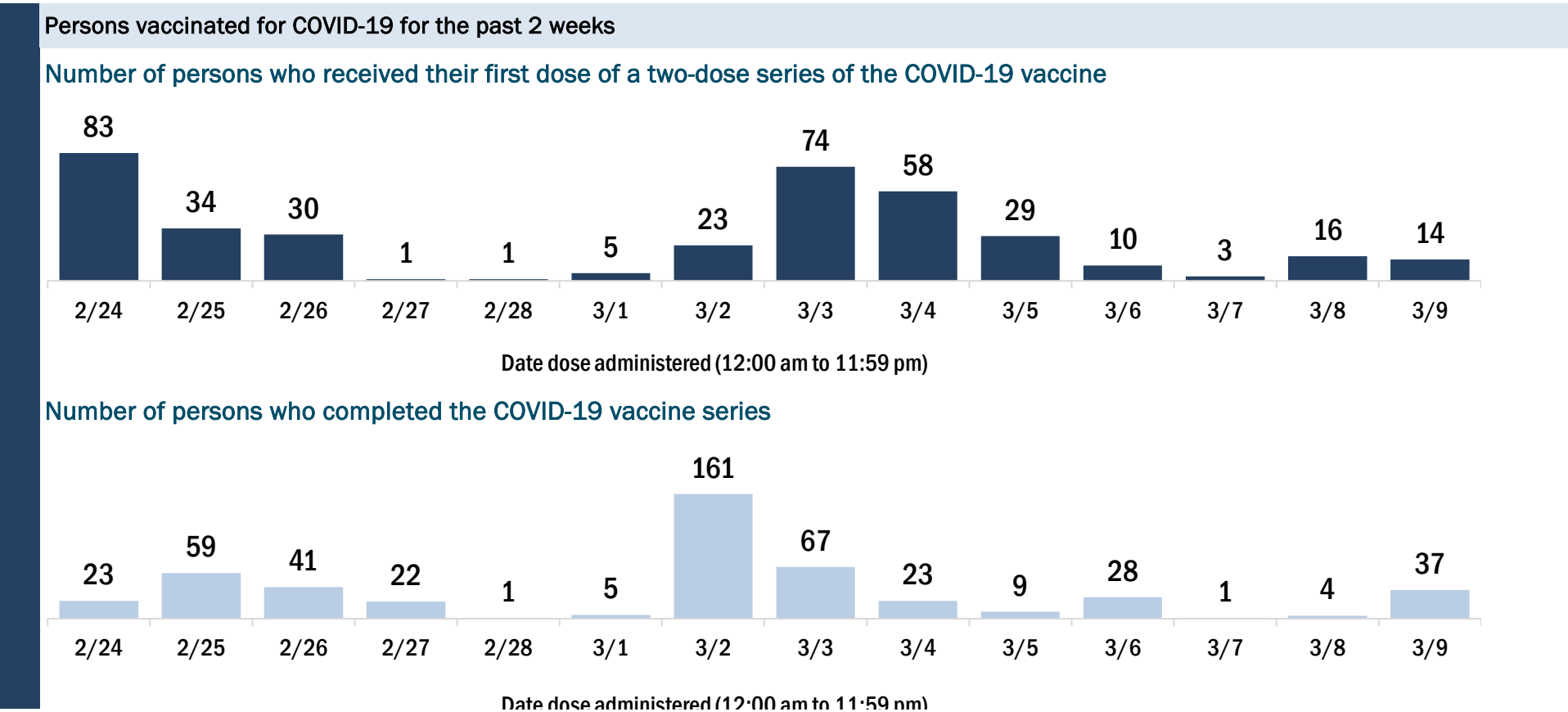
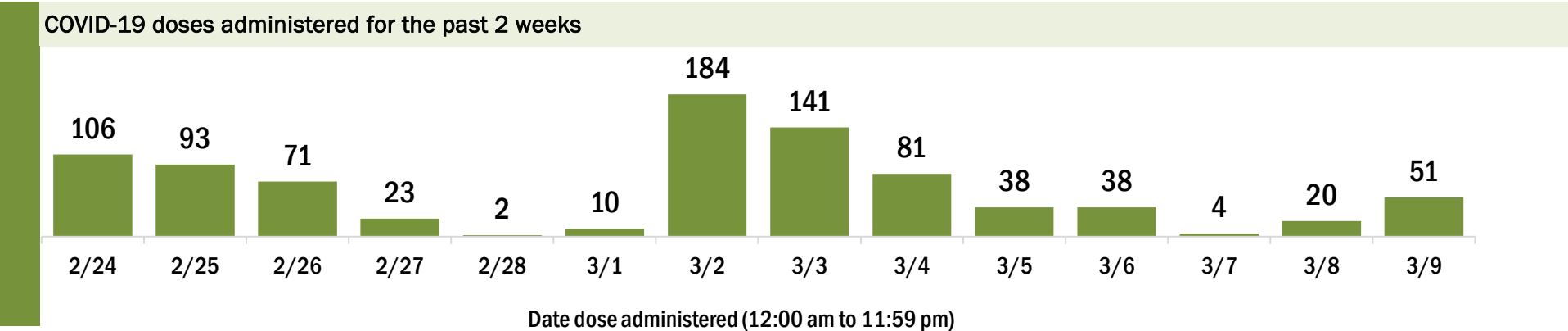
Data in this report are provisional and subject to change.

Data in this summary pertain to COVID-19 vaccines approved by the U.S. Food and Drug Administration and have been issued an Emergency Use Authorization (Janssen COVID-19 Vaccine, Moderna COVID-19 Vaccine and Pfizer-BioNTech COVID-19 Vaccine). These data summarize the number of people who have received either their first dose or have completed the series for a COVID-19 vaccine. **A person can only be counted in one category, first dose or series complete.** For persons receiving Moderna or Pfizer vaccines, once they receive their second dose, they are moved from the first dose column to the series completed column. **Because of this, the total first dose category may show a change from report to report not matching the total receiving their first dose from the previous day.** Persons receiving Johnson & Johnson vaccines will always be counted in the series completed column.

COVID-19 doses for vaccinated persons in Florida	
Doses administered	4,774
People receiving one dose of a 1-dose series (Johnson & Johnson) or receiving only one dose of a 2-dose series (Moderna, Pfizer) count once. Persons receiving both doses of a 2-dose series count twice.	

Current status of persons vaccinated for COVID-19 in Florida	
Total people vaccinated	2,772
First dose	767
Series completed	2,005
Completed 1-dose series	3
Completed 2-dose series	2,002
<b>First dose:</b> current number of people who have only received their first dose of the Moderna or Pfizer vaccine.	
<b>Series complete:</b> current number of people who have received both Moderna or Pfizer vaccine doses or one Johnson & Johnson dose and are considered fully immunized.	

Demographic summary	First dose	Series complete	Total people vaccinated
Age group	767	2,005	2,772
16-24 years	9	7	16
25-34 years	24	32	56
35-44 years	45	45	90
45-54 years	113	78	191
55-64 years	208	161	369
65-74 years	238	1,008	1,246
75-84 years	99	527	626
85+ years	31	147	178
Race	767	2,005	2,772
White	355	1,111	1,466
Black	205	313	518
American Indian/Alaskan	3	3	6
Other	113	364	477
Unknown	91	214	305
Other race includes Asian, native Hawaiian/Pacific Islander, or other.			
Ethnicity	767	2,005	2,772
Hispanic	11	14	25
Non-Hispanic	417	941	1,358
Unknown	339	1,050	1,389
Gender	767	2,005	2,772
Female	470	1,161	1,631
Male	297	844	1,141
Unknown	0	0	0



# COVID-19: Lafayette County vaccine summary

Vaccination data through Mar 9, 2021 as of Mar 10, 2021 at 12:05 AM

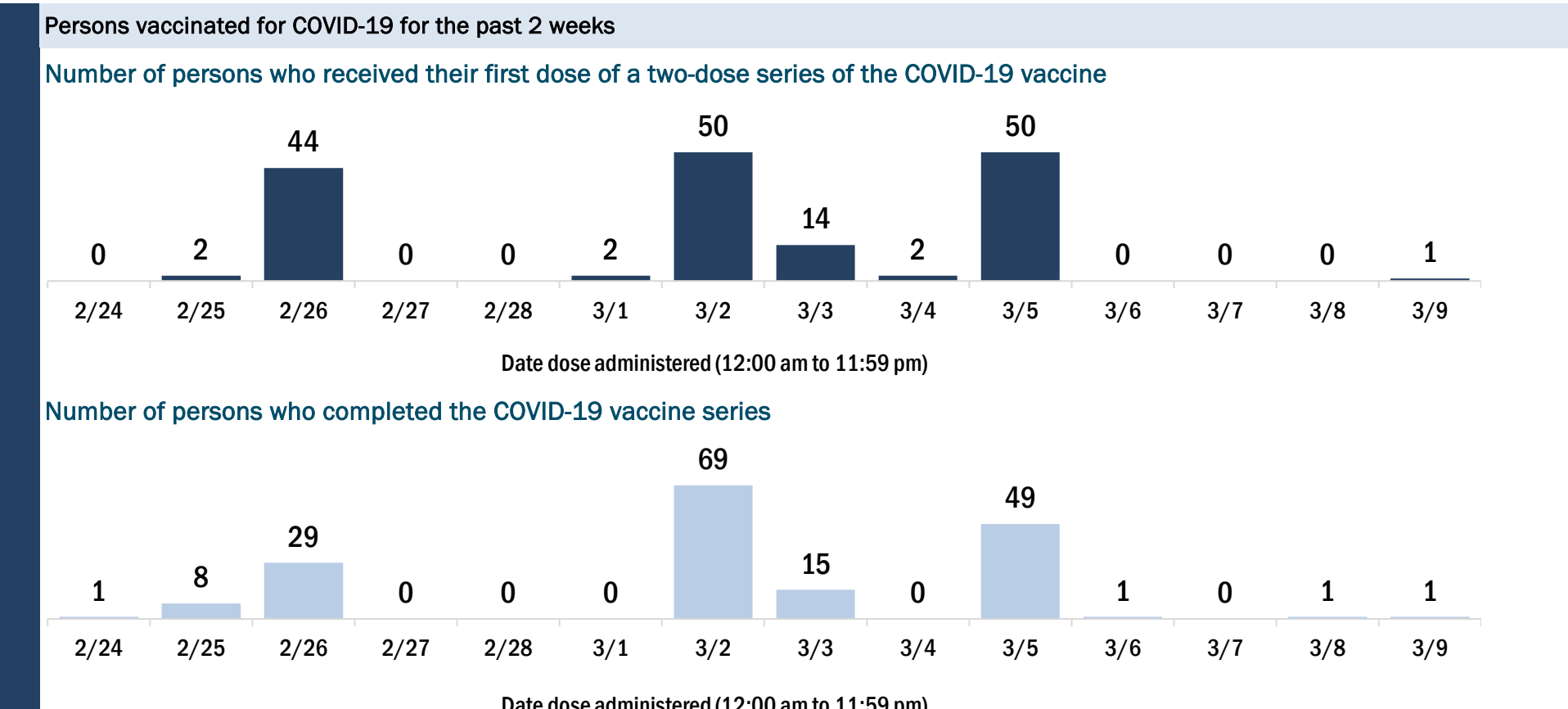
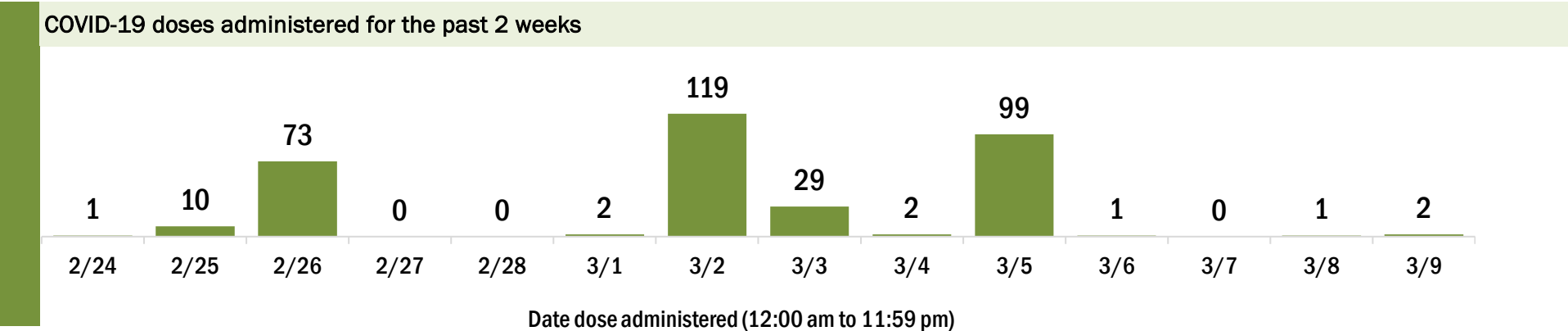
Data in this report are provisional and subject to change.

Data in this summary pertain to COVID-19 vaccines approved by the U.S. Food and Drug Administration and have been issued an Emergency Use Authorization (Janssen COVID-19 Vaccine, Moderna COVID-19 Vaccine and Pfizer-BioNTech COVID-19 Vaccine). These data summarize the number of people who have received either their first dose or have completed the series for a COVID-19 vaccine. **A person can only be counted in one category, first dose or series complete.** For persons receiving Moderna or Pfizer vaccines, once they receive their second dose, they are moved from the first dose column to the series completed column. **Because of this, the total first dose category may show a change from report to report not matching the total receiving their first dose from the previous day.** Persons receiving Johnson & Johnson vaccines will always be counted in the series completed column.

COVID-19 doses for vaccinated persons in Florida	
Doses administered	2,379
People receiving one dose of a 1-dose series (Johnson & Johnson) or receiving only one dose of a 2-dose series (Moderna, Pfizer) count once. Persons receiving both doses of a 2-dose series count twice.	

Current status of persons vaccinated for COVID-19 in Florida	
Total people vaccinated	1,431
First dose	483
Series completed	948
Completed 1-dose series	0
Completed 2-dose series	948
<b>First dose:</b> current number of people who have only received their first dose of the Moderna or Pfizer vaccine.	
<b>Series complete:</b> current number of people who have received both Moderna or Pfizer vaccine doses or one Johnson & Johnson dose and are considered fully immunized.	

Demographic summary	First dose	Series complete	Total people vaccinated
Age group	483	948	1,431
16-24 years	3	2	5
25-34 years	3	6	9
35-44 years	14	14	28
45-54 years	31	26	57
55-64 years	58	49	107
65-74 years	213	483	696
75-84 years	121	280	401
85+ years	40	88	128
Race	483	948	1,431
White	378	807	1,185
Black	13	23	36
American Indian/Alaskan	4	1	5
Other	13	60	73
Unknown	75	57	132
Other race includes Asian, native Hawaiian/Pacific Islander, or other.			
Ethnicity	483	948	1,431
Hispanic	16	9	25
Non-Hispanic	331	774	1,105
Unknown	136	165	301
Gender	483	948	1,431
Female	252	497	749
Male	230	451	681
Unknown	1	0	1



# COVID-19: Lake County vaccine summary

Vaccination data through Mar 9, 2021 as of Mar 10, 2021 at 12:05 AM

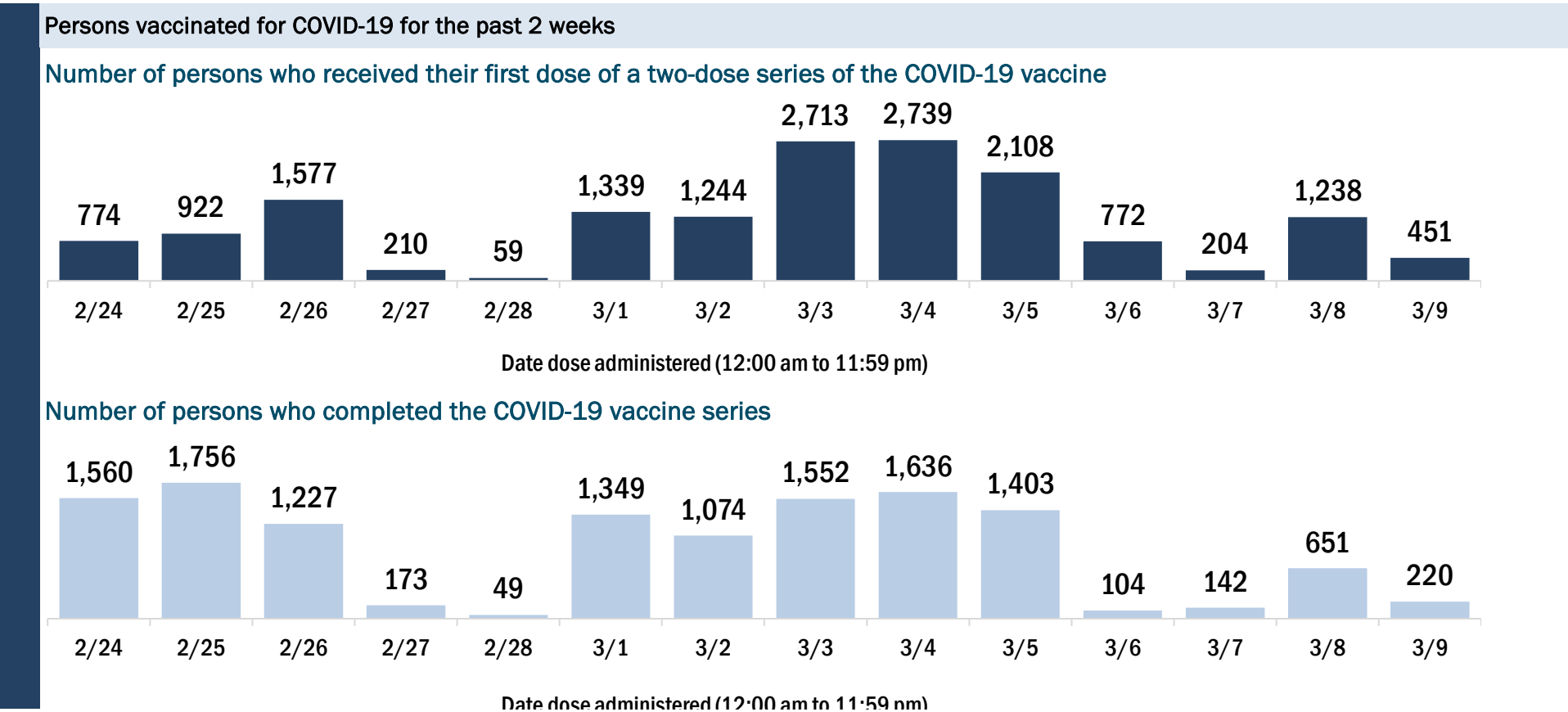
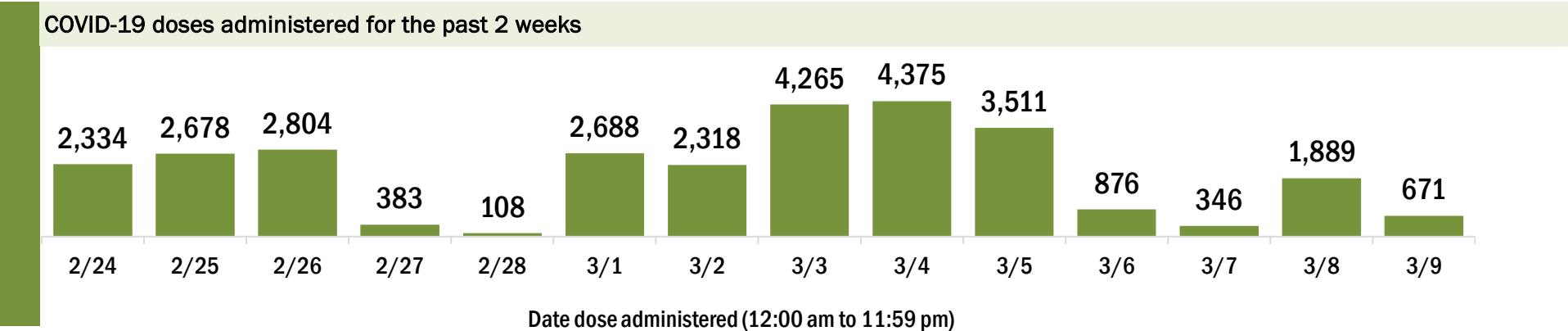
Data in this report are provisional and subject to change.

Data in this summary pertain to COVID-19 vaccines approved by the U.S. Food and Drug Administration and have been issued an Emergency Use Authorization (Janssen COVID-19 Vaccine, Moderna COVID-19 Vaccine and Pfizer-BioNTech COVID-19 Vaccine). These data summarize the number of people who have received either their first dose or have completed the series for a COVID-19 vaccine. **A person can only be counted in one category, first dose or series complete.** For persons receiving Moderna or Pfizer vaccines, once they receive their second dose, they are moved from the first dose column to the series completed column. **Because of this, the total first dose category may show a change from report to report not matching the total receiving their first dose from the previous day.** Persons receiving Johnson & Johnson vaccines will always be counted in the series completed column.

COVID-19 doses for vaccinated persons in Florida	
Doses administered	128,340
People receiving one dose of a 1-dose series (Johnson & Johnson) or receiving only one dose of a 2-dose series (Moderna, Pfizer) count once. Persons receiving both doses of a 2-dose series count twice.	

Current status of persons vaccinated for COVID-19 in Florida	
Total people vaccinated	79,868
First dose	30,883
Series completed	48,985
Completed 1-dose series	513
Completed 2-dose series	48,472
First dose: current number of people who have only received their first dose of the Moderna or Pfizer vaccine.	
Series complete: current number of people who have received both Moderna or Pfizer vaccine doses or one Johnson & Johnson dose and are considered fully immunized.	

Demographic summary	First dose	Series complete	Total people vaccinated
Age group	30,883	48,985	79,868
16-24 years	277	288	565
25-34 years	783	964	1,747
35-44 years	1,093	1,472	2,565
45-54 years	1,777	1,893	3,670
55-64 years	3,230	2,781	6,011
65-74 years	11,965	22,038	34,003
75-84 years	8,814	15,269	24,083
85+ years	2,944	4,280	7,224
Race	30,883	48,985	79,868
White	21,010	38,707	59,717
Black	1,476	1,790	3,266
American Indian/Alaskan	153	313	466
Other	2,260	4,839	7,099
Unknown	5,984	3,336	9,320
Other race includes Asian, native Hawaiian/Pacific Islander, or other.			
Ethnicity	30,883	48,985	79,868
Hispanic	1,135	1,869	3,004
Non-Hispanic	12,460	27,188	39,648
Unknown	17,288	19,928	37,216
Gender	30,883	48,985	79,868
Female	18,020	27,706	45,726
Male	12,721	21,251	33,972
Unknown	142	28	170





# COVID-19: Lee County vaccine summary

Vaccination data through Mar 9, 2021 as of Mar 10, 2021 at 12:05 AM

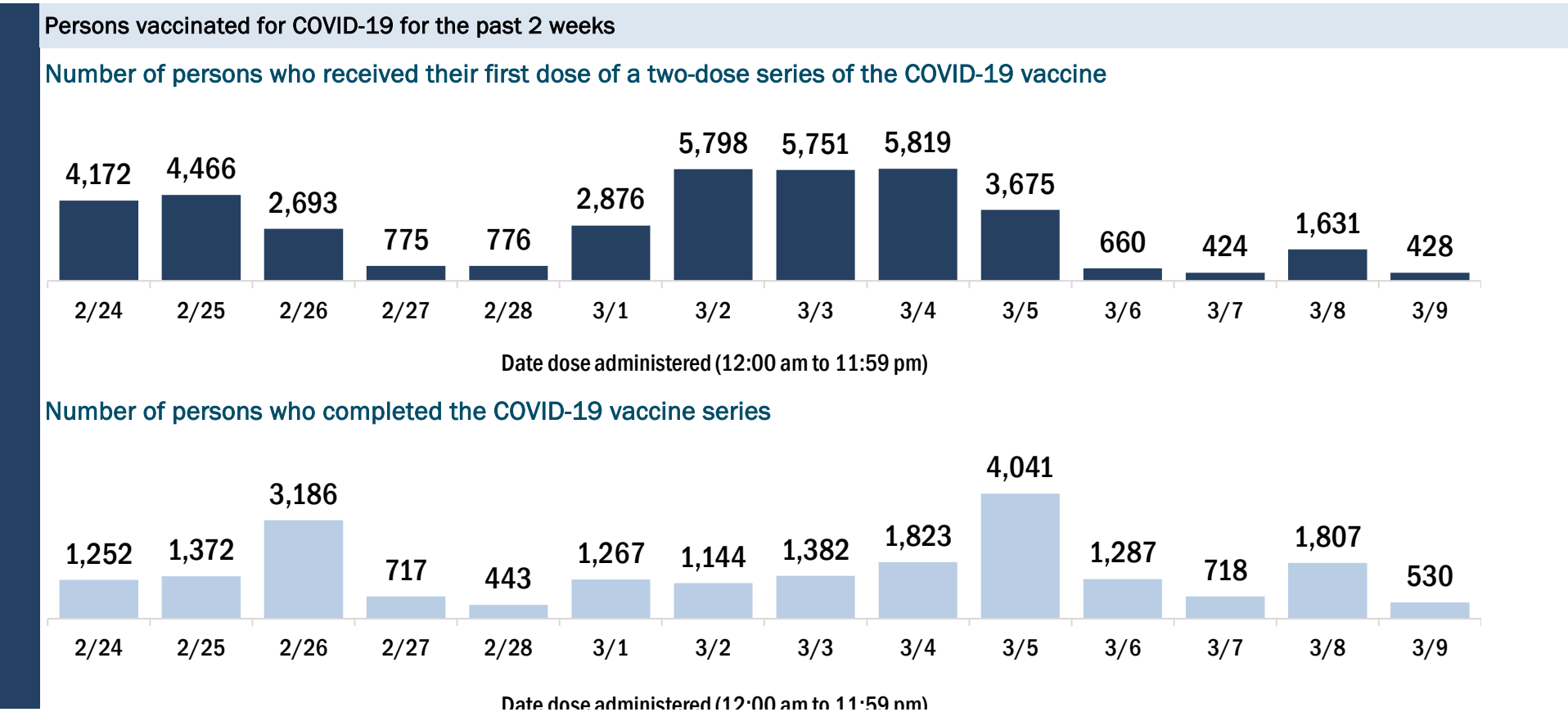
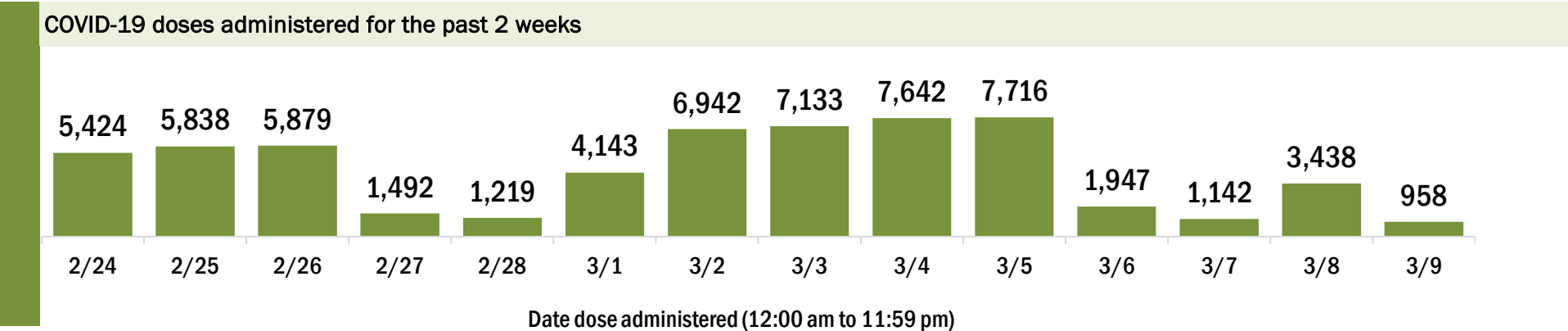
Data in this report are provisional and subject to change.

Data in this summary pertain to COVID-19 vaccines approved by the U.S. Food and Drug Administration and have been issued an Emergency Use Authorization (Janssen COVID-19 Vaccine, Moderna COVID-19 Vaccine and Pfizer-BioNTech COVID-19 Vaccine). These data summarize the number of people who have received either their first dose or have completed the series for a COVID-19 vaccine. **A person can only be counted in one category, first dose or series complete.** For persons receiving Moderna or Pfizer vaccines, once they receive their second dose, they are moved from the first dose column to the series completed column. **Because of this, the total first dose category may show a change from report to report not matching the total receiving their first dose from the previous day.** Persons receiving Johnson & Johnson vaccines will always be counted in the series completed column.

COVID-19 doses for vaccinated persons in Florida	
Doses administered	216,800
People receiving one dose of a 1-dose series (Johnson & Johnson) or receiving only one dose of a 2-dose series (Moderna, Pfizer) count once. Persons receiving both doses of a 2-dose series count twice.	

Current status of persons vaccinated for COVID-19 in Florida	
Total people vaccinated	143,633
First dose	69,986
Series completed	73,647
Completed 1-dose series	480
Completed 2-dose series	73,167
First dose: current number of people who have only received their first dose of the Moderna or Pfizer vaccine.	
Series complete: current number of people who have received both Moderna or Pfizer vaccine doses or one Johnson & Johnson dose and are considered fully immunized.	

Demographic summary	First dose	Series complete	Total people vaccinated
Age group	69,986	73,647	143,633
16-24 years	363	522	885
25-34 years	965	1,940	2,905
35-44 years	1,353	2,619	3,972
45-54 years	2,197	3,359	5,556
55-64 years	4,870	5,605	10,475
65-74 years	33,109	34,080	67,189
75-84 years	21,677	19,544	41,221
85+ years	5,452	5,978	11,430
Race	69,986	73,647	143,633
White	45,851	52,495	98,346
Black	1,446	1,381	2,827
American Indian/Alaskan	273	161	434
Other	3,682	5,741	9,423
Unknown	18,734	13,869	32,603
Other race includes Asian, native Hawaiian/Pacific Islander, or other.			
Ethnicity	69,986	73,647	143,633
Hispanic	2,434	2,705	5,139
Non-Hispanic	31,995	44,432	76,427
Unknown	35,557	26,510	62,067
Gender	69,986	73,647	143,633
Female	39,117	41,087	80,204
Male	30,729	32,313	63,042
Unknown	140	247	387



# COVID-19: Leon County vaccine summary

Vaccination data through Mar 9, 2021 as of Mar 10, 2021 at 12:05 AM

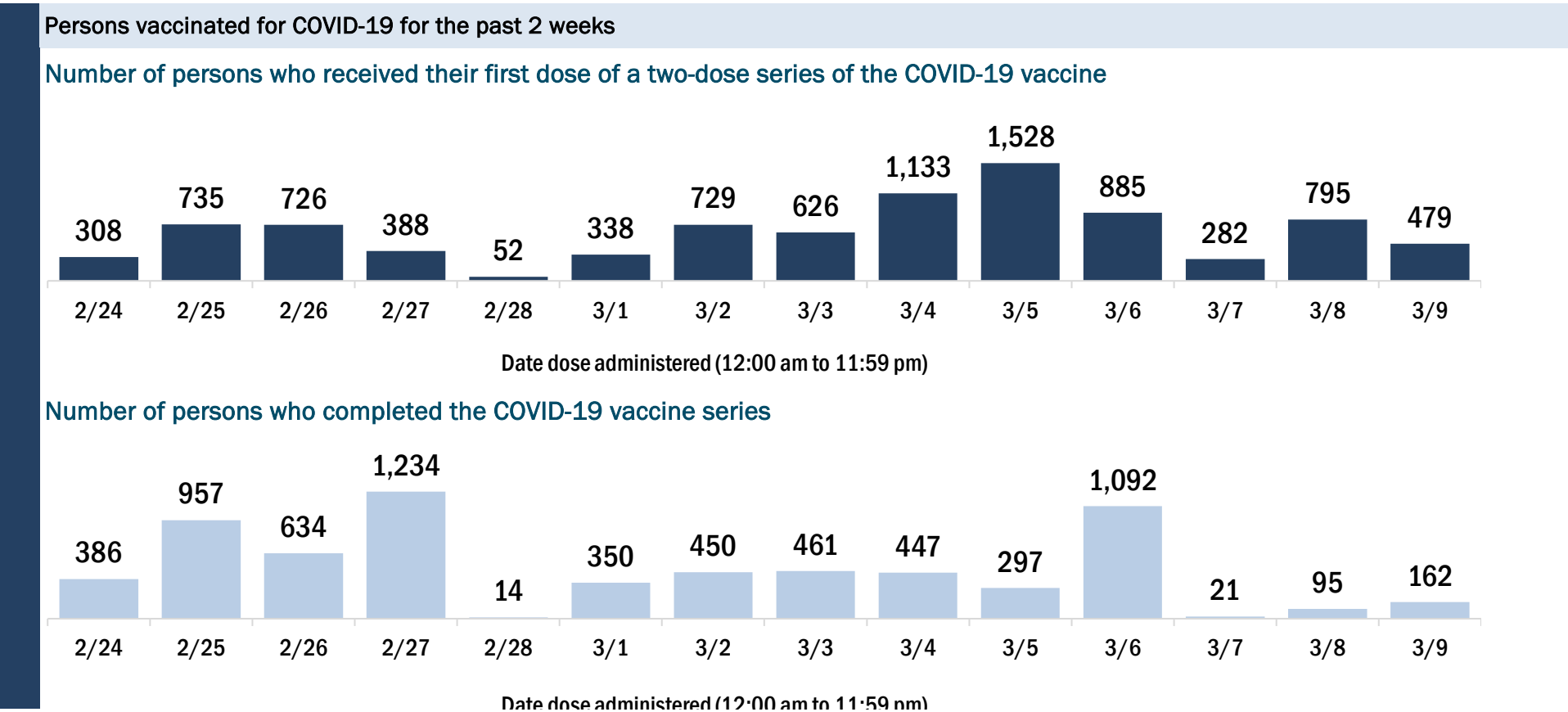
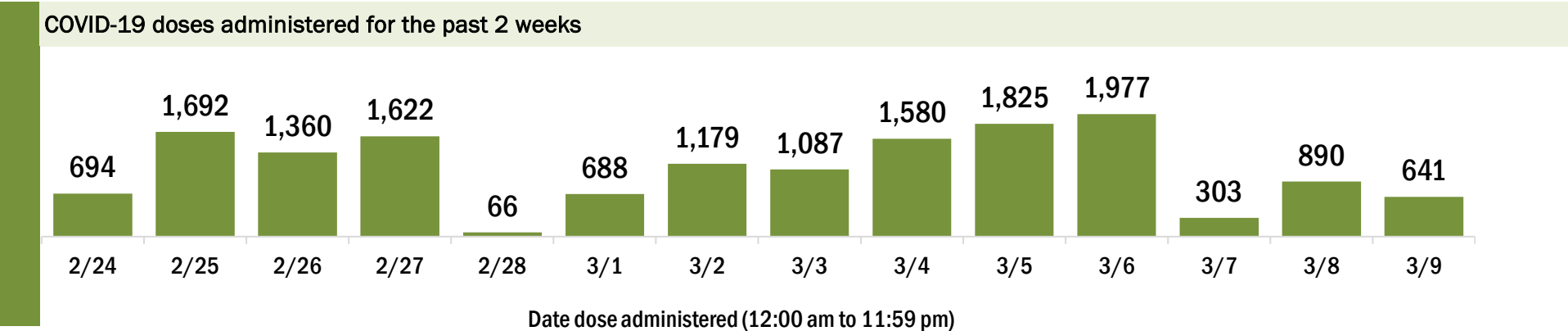
Data in this report are provisional and subject to change.

Data in this summary pertain to COVID-19 vaccines approved by the U.S. Food and Drug Administration and have been issued an Emergency Use Authorization (Janssen COVID-19 Vaccine, Moderna COVID-19 Vaccine and Pfizer-BioNTech COVID-19 Vaccine). These data summarize the number of people who have received either their first dose or have completed the series for a COVID-19 vaccine. **A person can only be counted in one category, first dose or series complete.** For persons receiving Moderna or Pfizer vaccines, once they receive their second dose, they are moved from the first dose column to the series completed column. **Because of this, the total first dose category may show a change from report to report not matching the total receiving their first dose from the previous day.** Persons receiving Johnson & Johnson vaccines will always be counted in the series completed column.

COVID-19 doses for vaccinated persons in Florida	
Doses administered	86,000
People receiving one dose of a 1-dose series (Johnson & Johnson) or receiving only one dose of a 2-dose series (Moderna, Pfizer) count once. Persons receiving both doses of a 2-dose series count twice.	

Current status of persons vaccinated for COVID-19 in Florida	
Total people vaccinated	52,800
First dose	19,534
Series completed	33,266
Completed 1-dose series	66
Completed 2-dose series	33,200
<b>First dose:</b> current number of people who have only received their first dose of the Moderna or Pfizer vaccine.	
<b>Series complete:</b> current number of people who have received both Moderna or Pfizer vaccine doses or one Johnson & Johnson dose and are considered fully immunized.	

Demographic summary	First dose	Series complete	Total people vaccinated
Age group	19,534	33,266	52,800
16-24 years	827	794	1,621
25-34 years	1,604	1,598	3,202
35-44 years	2,120	1,857	3,977
45-54 years	2,795	2,006	4,801
55-64 years	4,804	3,390	8,194
65-74 years	4,675	14,397	19,072
75-84 years	1,963	6,893	8,856
85+ years	746	2,331	3,077
Race	19,534	33,266	52,800
White	10,572	20,272	30,844
Black	3,477	3,557	7,034
American Indian/Alaskan	57	106	163
Other	2,989	6,924	9,913
Unknown	2,439	2,407	4,846
Other race includes Asian, native Hawaiian/Pacific Islander, or other.			
Ethnicity	19,534	33,266	52,800
Hispanic	799	909	1,708
Non-Hispanic	12,627	23,264	35,891
Unknown	6,108	9,093	15,201
Gender	19,534	33,266	52,800
Female	11,840	19,863	31,703
Male	7,686	13,386	21,072
Unknown	8	17	25



# COVID-19: Levy County vaccine summary

Vaccination data through Mar 9, 2021 as of Mar 10, 2021 at 12:05 AM

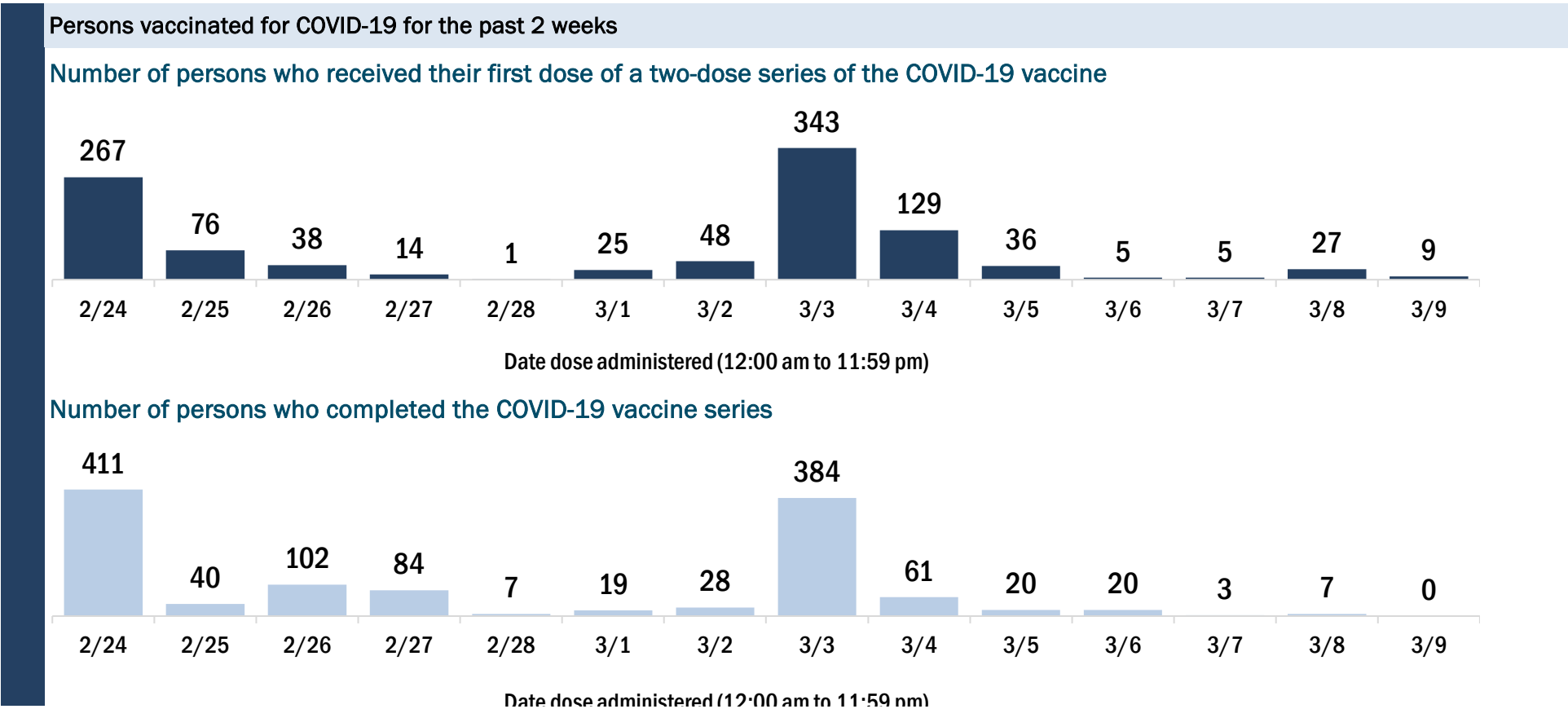
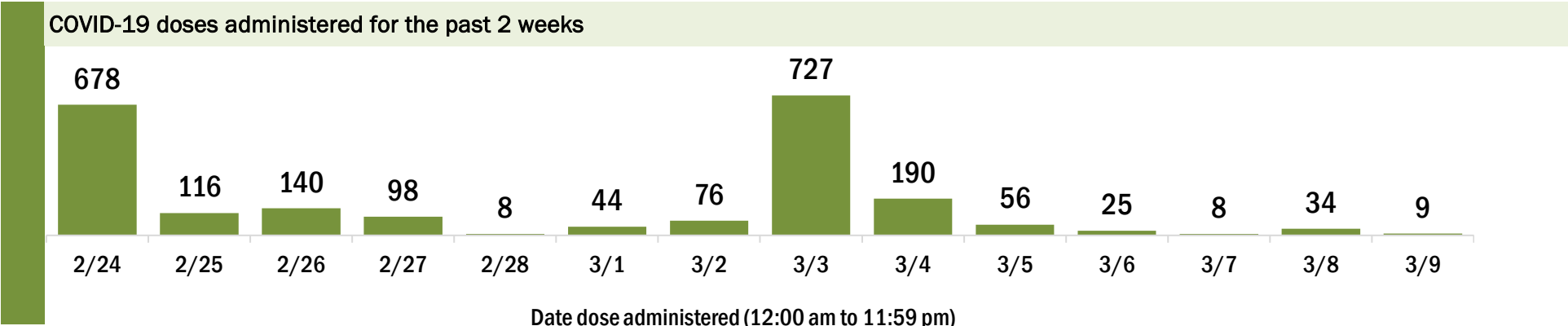
Data in this report are provisional and subject to change.

Data in this summary pertain to COVID-19 vaccines approved by the U.S. Food and Drug Administration and have been issued an Emergency Use Authorization (Janssen COVID-19 Vaccine, Moderna COVID-19 Vaccine and Pfizer-BioNTech COVID-19 Vaccine). These data summarize the number of people who have received either their first dose or have completed the series for a COVID-19 vaccine. **A person can only be counted in one category, first dose or series complete.** For persons receiving Moderna or Pfizer vaccines, once they receive their second dose, they are moved from the first dose column to the series completed column. **Because of this, the total first dose category may show a change from report to report not matching the total receiving their first dose from the previous day.** Persons receiving Johnson & Johnson vaccines will always be counted in the series completed column.

COVID-19 doses for vaccinated persons in Florida	
Doses administered	8,916
People receiving one dose of a 1-dose series (Johnson & Johnson) or receiving only one dose of a 2-dose series (Moderna, Pfizer) count once. Persons receiving both doses of a 2-dose series count twice.	

Current status of persons vaccinated for COVID-19 in Florida	
Total people vaccinated	5,575
First dose	2,226
Series completed	3,349
Completed 1-dose series	8
Completed 2-dose series	3,341
<b>First dose:</b> current number of people who have only received their first dose of the Moderna or Pfizer vaccine.	
<b>Series complete:</b> current number of people who have received both Moderna or Pfizer vaccine doses or one Johnson & Johnson dose and are considered fully immunized.	

Demographic summary	First dose	Series complete	Total people vaccinated
Age group	2,226	3,349	5,575
16-24 years	18	31	49
25-34 years	20	96	116
35-44 years	36	102	138
45-54 years	69	158	227
55-64 years	174	253	427
65-74 years	1,140	1,634	2,774
75-84 years	612	864	1,476
85+ years	157	211	368
Race	2,226	3,349	5,575
White	1,762	2,636	4,398
Black	139	153	292
American Indian/Alaskan	16	19	35
Other	113	202	315
Unknown	196	339	535
Other race includes Asian, native Hawaiian/Pacific Islander, or other.			
Ethnicity	2,226	3,349	5,575
Hispanic	56	63	119
Non-Hispanic	1,344	2,413	3,757
Unknown	826	873	1,699
Gender	2,226	3,349	5,575
Female	1,248	1,909	3,157
Male	977	1,440	2,417
Unknown	1	0	1



# COVID-19: Liberty County vaccine summary

Vaccination data through Mar 9, 2021 as of Mar 10, 2021 at 12:05 AM

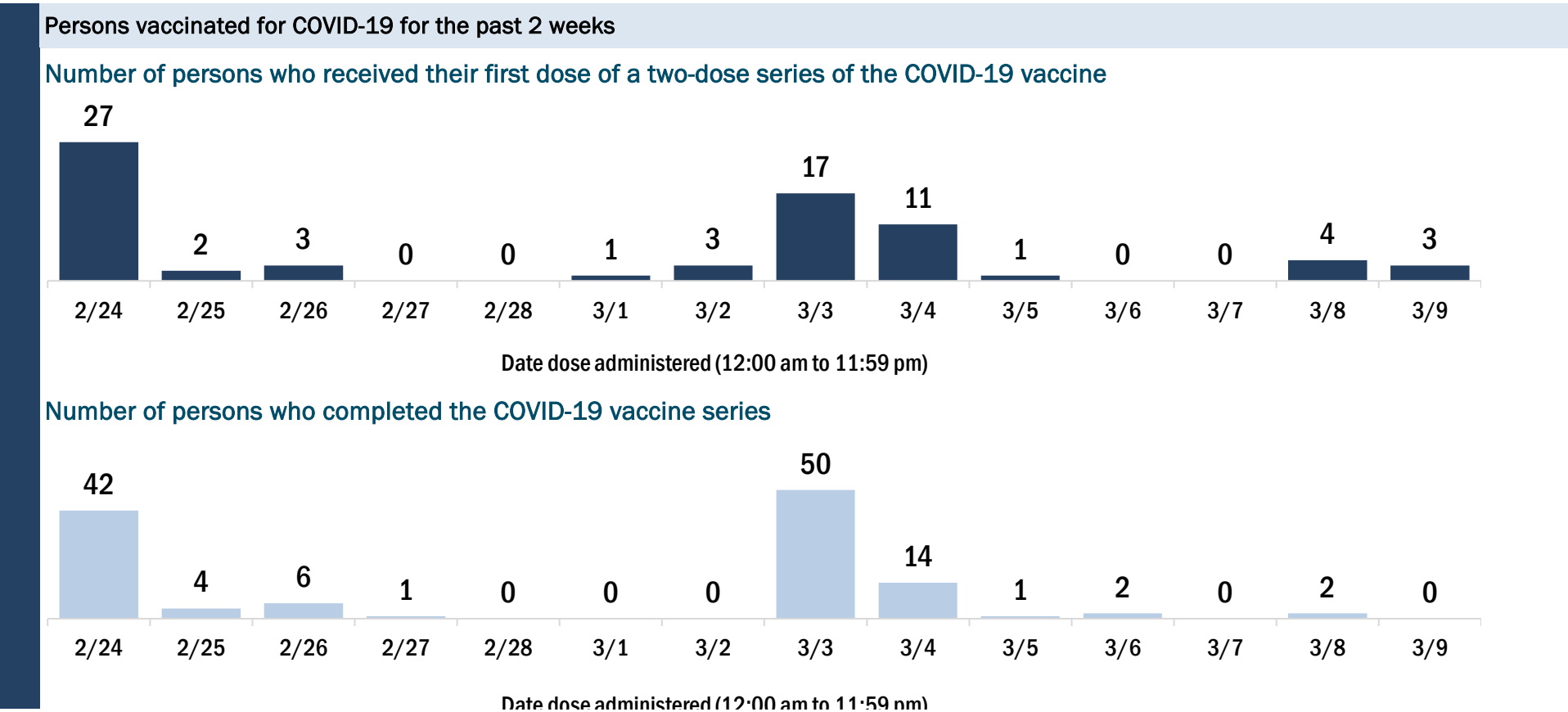
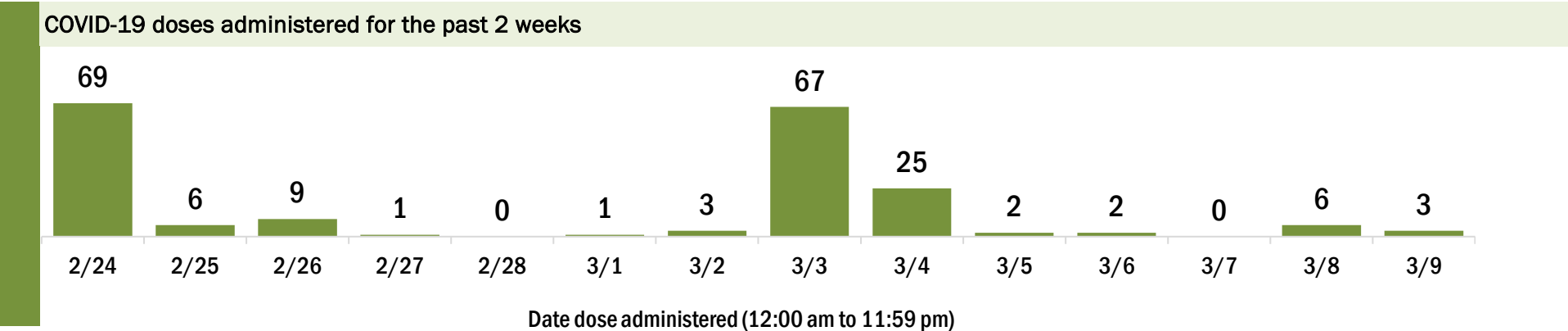
Data in this report are provisional and subject to change.

Data in this summary pertain to COVID-19 vaccines approved by the U.S. Food and Drug Administration and have been issued an Emergency Use Authorization (Janssen COVID-19 Vaccine, Moderna COVID-19 Vaccine and Pfizer-BioNTech COVID-19 Vaccine). These data summarize the number of people who have received either their first dose or have completed the series for a COVID-19 vaccine. **A person can only be counted in one category, first dose or series complete.** For persons receiving Moderna or Pfizer vaccines, once they receive their second dose, they are moved from the first dose column to the series completed column. **Because of this, the total first dose category may show a change from report to report not matching the total receiving their first dose from the previous day.** Persons receiving Johnson & Johnson vaccines will always be counted in the series completed column.

COVID-19 doses for vaccinated persons in Florida	
Doses administered	1,834
People receiving one dose of a 1-dose series (Johnson & Johnson) or receiving only one dose of a 2-dose series (Moderna, Pfizer) count once. Persons receiving both doses of a 2-dose series count twice.	

Current status of persons vaccinated for COVID-19 in Florida	
Total people vaccinated	1,068
First dose	302
Series completed	766
Completed 1-dose series	0
Completed 2-dose series	766
<b>First dose:</b> current number of people who have only received their first dose of the Moderna or Pfizer vaccine.	
<b>Series complete:</b> current number of people who have received both Moderna or Pfizer vaccine doses or one Johnson & Johnson dose and are considered fully immunized.	

Demographic summary	First dose	Series complete	Total people vaccinated
Age group	302	766	1,068
16-24 years	8	7	15
25-34 years	16	12	28
35-44 years	23	34	57
45-54 years	33	28	61
55-64 years	92	125	217
65-74 years	86	322	408
75-84 years	39	185	224
85+ years	5	53	58
Race	302	766	1,068
White	214	552	766
Black	37	48	85
American Indian/Alaskan	0	6	6
Other	18	86	104
Unknown	33	74	107
Other race includes Asian, native Hawaiian/Pacific Islander, or other.			
Ethnicity	302	766	1,068
Hispanic	1	8	9
Non-Hispanic	161	389	550
Unknown	140	369	509
Gender	302	766	1,068
Female	171	411	582
Male	131	355	486
Unknown	0	0	0





# COVID-19: Madison County vaccine summary

Vaccination data through Mar 9, 2021 as of Mar 10, 2021 at 12:05 AM

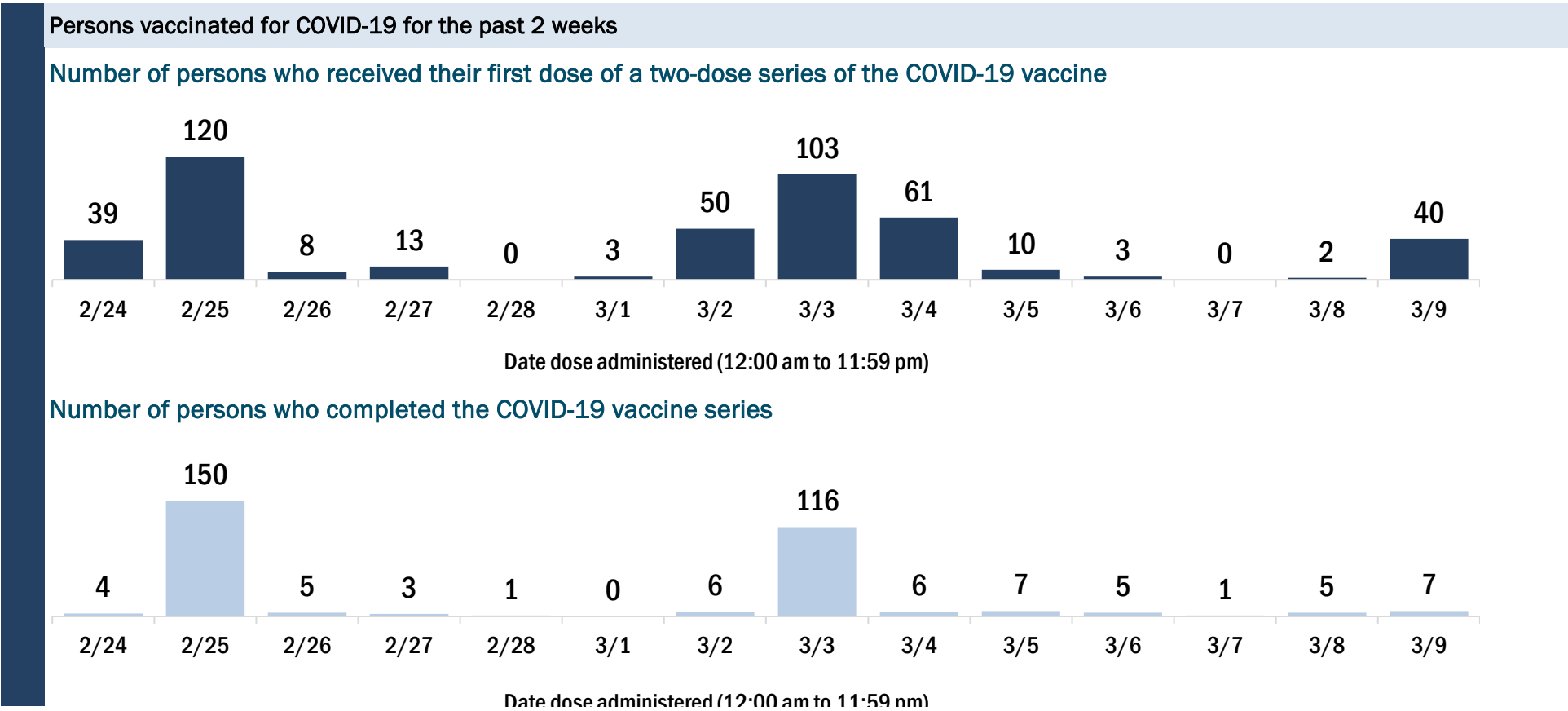
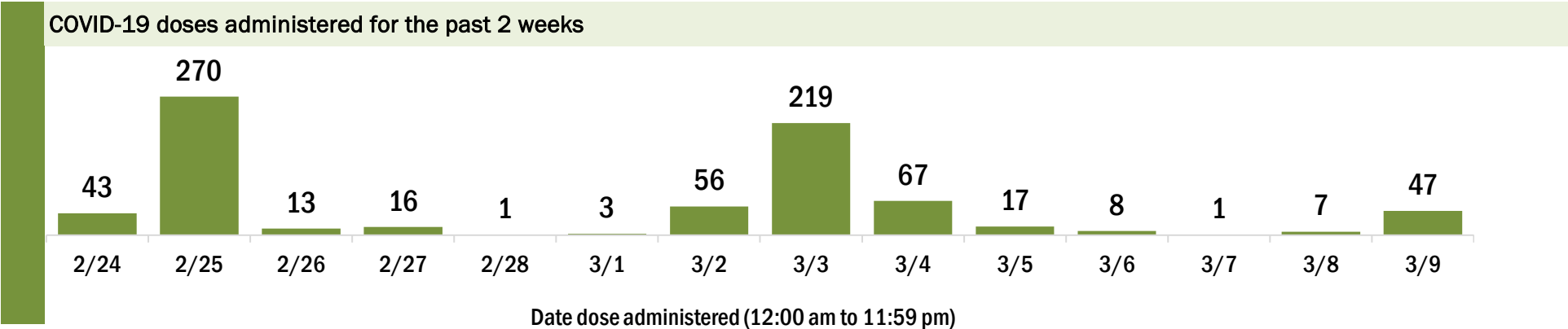
Data in this report are provisional and subject to change.

Data in this summary pertain to COVID-19 vaccines approved by the U.S. Food and Drug Administration and have been issued an Emergency Use Authorization (Janssen COVID-19 Vaccine, Moderna COVID-19 Vaccine and Pfizer-BioNTech COVID-19 Vaccine). These data summarize the number of people who have received either their first dose or have completed the series for a COVID-19 vaccine. **A person can only be counted in one category, first dose or series complete.** For persons receiving Moderna or Pfizer vaccines, once they receive their second dose, they are moved from the first dose column to the series completed column. **Because of this, the total first dose category may show a change from report to report not matching the total receiving their first dose from the previous day.** Persons receiving Johnson & Johnson vaccines will always be counted in the series completed column.

COVID-19 doses for vaccinated persons in Florida	
Doses administered	5,226
People receiving one dose of a 1-dose series (Johnson & Johnson) or receiving only one dose of a 2-dose series (Moderna, Pfizer) count once. Persons receiving both doses of a 2-dose series count twice.	

Current status of persons vaccinated for COVID-19 in Florida	
Total people vaccinated	3,113
First dose	993
Series completed	2,120
Completed 1-dose series	7
Completed 2-dose series	2,113
<b>First dose:</b> current number of people who have only received their first dose of the Moderna or Pfizer vaccine.	
<b>Series complete:</b> current number of people who have received both Moderna or Pfizer vaccine doses or one Johnson & Johnson dose and are considered fully immunized.	

Demographic summary	First dose	Series complete	Total people vaccinated
Age group	993	2,120	3,113
16-24 years	12	9	21
25-34 years	33	35	68
35-44 years	63	49	112
45-54 years	136	67	203
55-64 years	312	152	464
65-74 years	270	1,024	1,294
75-84 years	120	619	739
85+ years	47	165	212
Race	993	2,120	3,113
White	452	1,146	1,598
Black	289	435	724
American Indian/Alaskan	2	5	7
Other	71	215	286
Unknown	179	319	498
Other race includes Asian, native Hawaiian/Pacific Islander, or other.			
Ethnicity	993	2,120	3,113
Hispanic	2	17	19
Non-Hispanic	328	687	1,015
Unknown	663	1,416	2,079
Gender	993	2,120	3,113
Female	601	1,178	1,779
Male	391	942	1,333
Unknown	1	0	1



# COVID-19: Manatee County vaccine summary

Vaccination data through Mar 9, 2021 as of Mar 10, 2021 at 12:05 AM

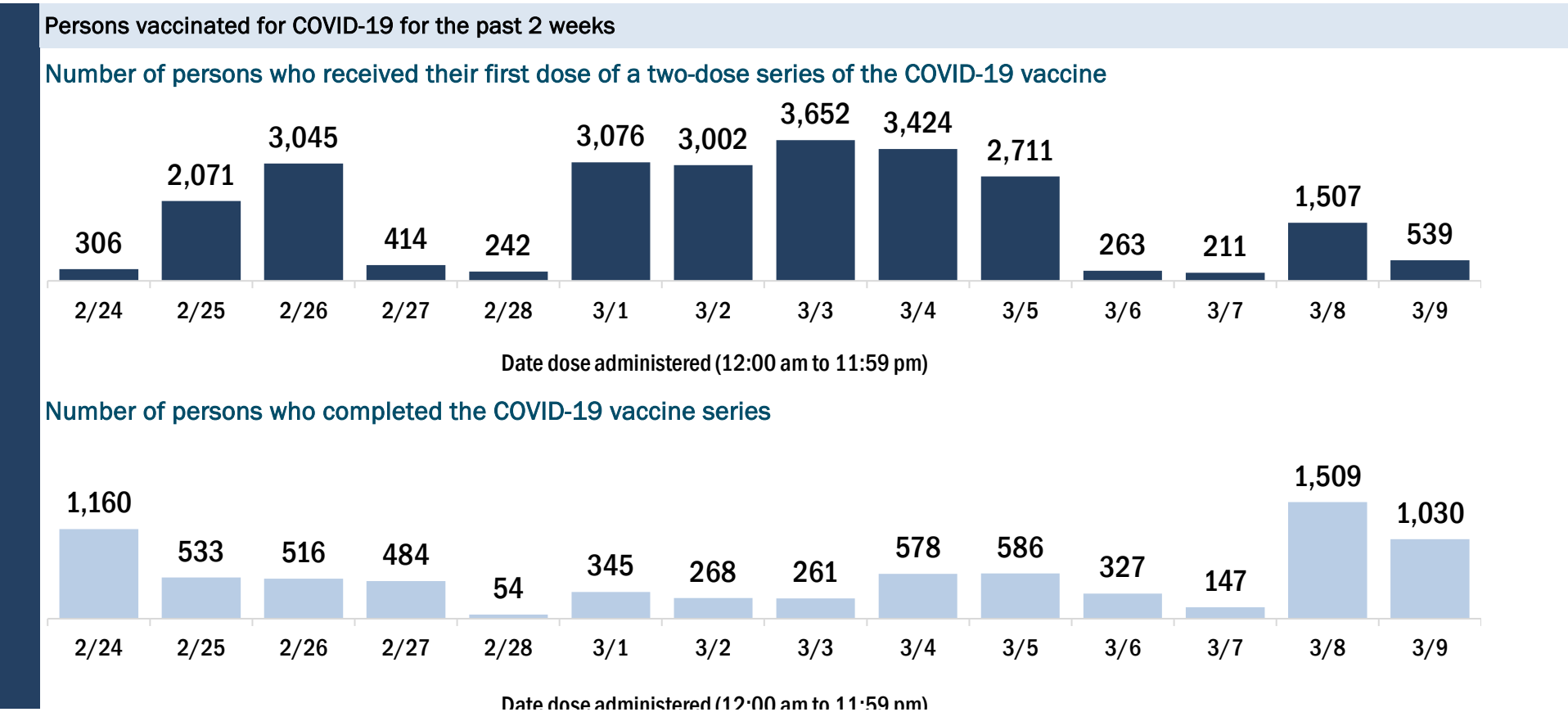
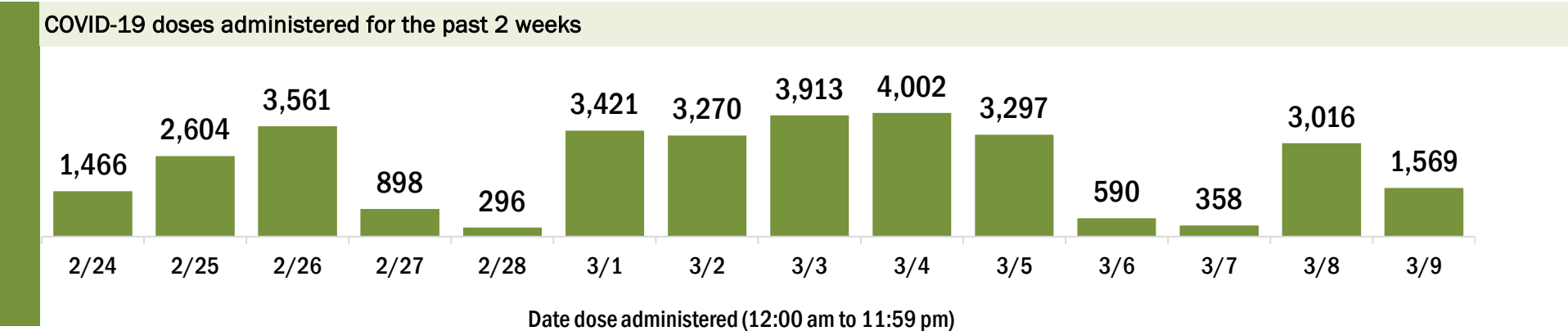
Data in this report are provisional and subject to change.

Data in this summary pertain to COVID-19 vaccines approved by the U.S. Food and Drug Administration and have been issued an Emergency Use Authorization (Janssen COVID-19 Vaccine, Moderna COVID-19 Vaccine and Pfizer-BioNTech COVID-19 Vaccine). These data summarize the number of people who have received either their first dose or have completed the series for a COVID-19 vaccine. **A person can only be counted in one category, first dose or series complete.** For persons receiving Moderna or Pfizer vaccines, once they receive their second dose, they are moved from the first dose column to the series completed column. **Because of this, the total first dose category may show a change from report to report not matching the total receiving their first dose from the previous day.** Persons receiving Johnson & Johnson vaccines will always be counted in the series completed column.

COVID-19 doses for vaccinated persons in Florida	
Doses administered	107,304
People receiving one dose of a 1-dose series (Johnson & Johnson) or receiving only one dose of a 2-dose series (Moderna, Pfizer) count once. Persons receiving both doses of a 2-dose series count twice.	

Current status of persons vaccinated for COVID-19 in Florida	
Total people vaccinated	75,735
First dose	43,792
Series completed	31,943
Completed 1-dose series	374
Completed 2-dose series	31,569
First dose: current number of people who have only received their first dose of the Moderna or Pfizer vaccine.	
Series complete: current number of people who have received both Moderna or Pfizer vaccine doses or one Johnson & Johnson dose and are considered fully immunized.	

Demographic summary	First dose	Series complete	Total people vaccinated
Age group	43,792	31,943	75,735
16-24 years	250	456	706
25-34 years	606	1,566	2,172
35-44 years	703	1,955	2,658
45-54 years	1,107	2,371	3,478
55-64 years	2,475	3,070	5,545
65-74 years	21,902	13,037	34,939
75-84 years	12,964	6,914	19,878
85+ years	3,785	2,574	6,359
Race	43,792	31,943	75,735
White	33,152	24,055	57,207
Black	827	644	1,471
American Indian/Alaskan	213	122	335
Other	2,473	3,903	6,376
Unknown	7,127	3,219	10,346
Other race includes Asian, native Hawaiian/Pacific Islander, or other.			
Ethnicity	43,792	31,943	75,735
Hispanic	1,110	962	2,072
Non-Hispanic	22,422	20,191	42,613
Unknown	20,260	10,790	31,050
Gender	43,792	31,943	75,735
Female	24,311	18,612	42,923
Male	19,411	13,302	32,713
Unknown	70	29	99



# COVID-19: Marion County vaccine summary

Vaccination data through Mar 9, 2021 as of Mar 10, 2021 at 12:05 AM

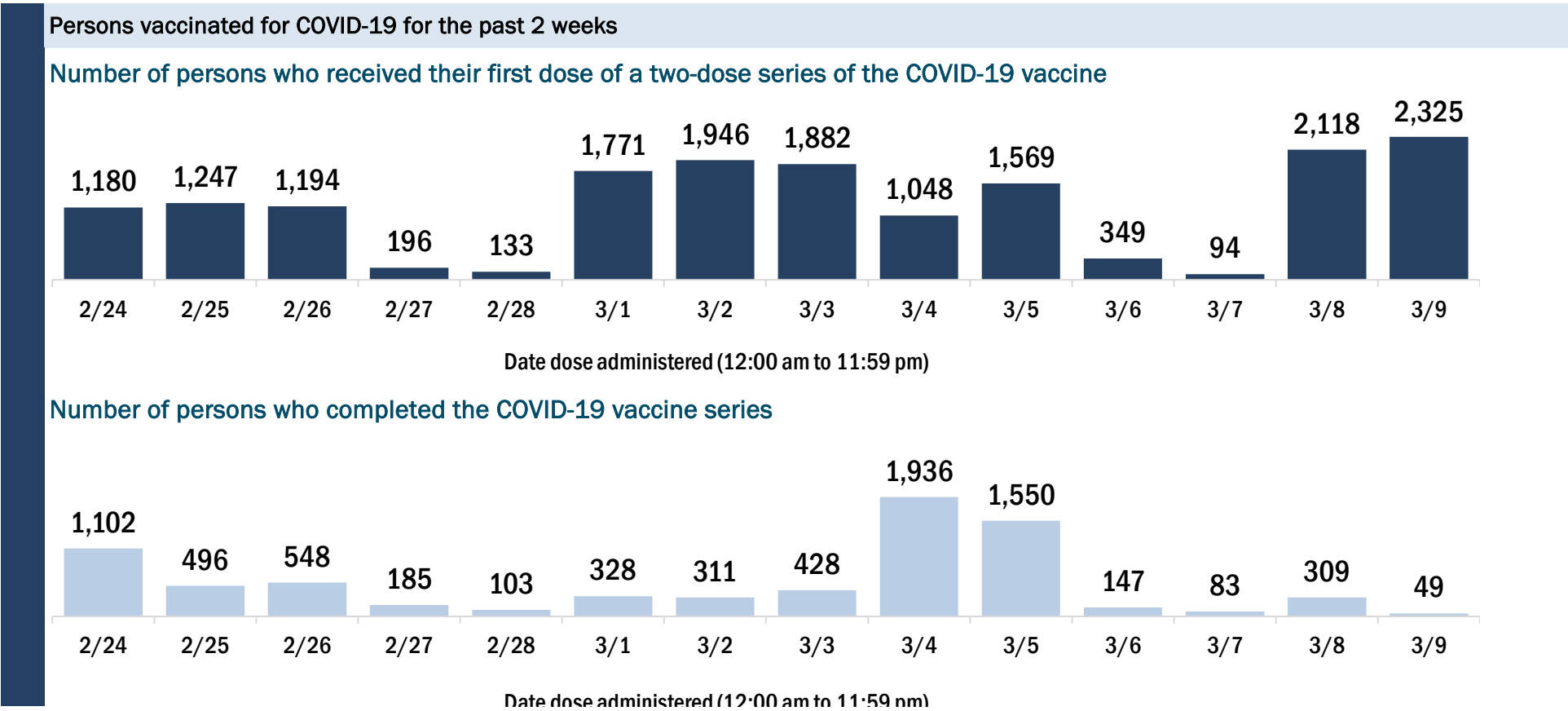
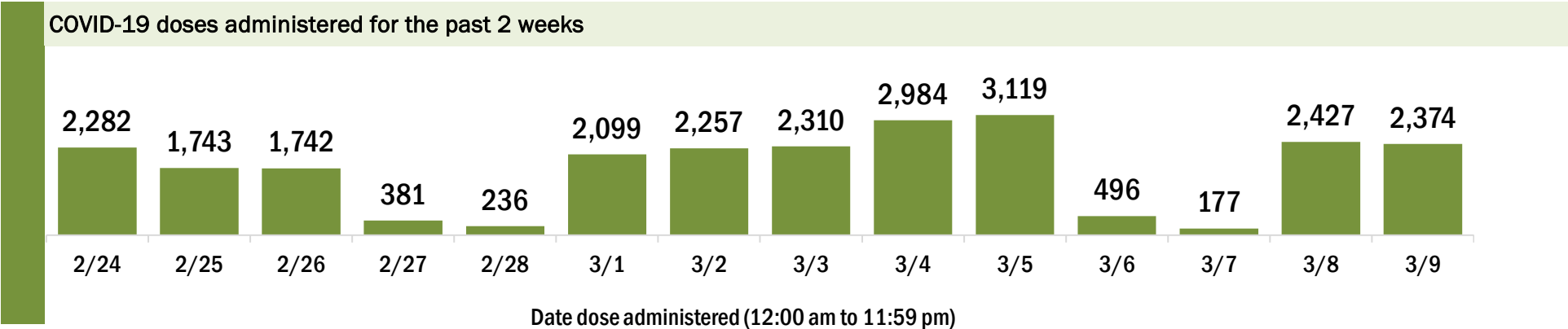
Data in this report are provisional and subject to change.

Data in this summary pertain to COVID-19 vaccines approved by the U.S. Food and Drug Administration and have been issued an Emergency Use Authorization (Janssen COVID-19 Vaccine, Moderna COVID-19 Vaccine and Pfizer-BioNTech COVID-19 Vaccine). These data summarize the number of people who have received either their first dose or have completed the series for a COVID-19 vaccine. **A person can only be counted in one category, first dose or series complete.** For persons receiving Moderna or Pfizer vaccines, once they receive their second dose, they are moved from the first dose column to the series completed column. **Because of this, the total first dose category may show a change from report to report not matching the total receiving their first dose from the previous day.** Persons receiving Johnson & Johnson vaccines will always be counted in the series completed column.

COVID-19 doses for vaccinated persons in Florida	
Doses administered	101,261
People receiving one dose of a 1-dose series (Johnson & Johnson) or receiving only one dose of a 2-dose series (Moderna, Pfizer) count once. Persons receiving both doses of a 2-dose series count twice.	

Current status of persons vaccinated for COVID-19 in Florida	
Total people vaccinated	65,590
First dose	29,857
Series completed	35,733
Completed 1-dose series	62
Completed 2-dose series	35,671
<b>First dose:</b> current number of people who have only received their first dose of the Moderna or Pfizer vaccine.	
<b>Series complete:</b> current number of people who have received both Moderna or Pfizer vaccine doses or one Johnson & Johnson dose and are considered fully immunized.	

Demographic summary	First dose	Series complete	Total people vaccinated
Age group	29,857	35,733	65,590
16-24 years	221	392	613
25-34 years	518	1,060	1,578
35-44 years	682	1,470	2,152
45-54 years	1,219	1,974	3,193
55-64 years	2,517	2,681	5,198
65-74 years	12,503	15,390	27,893
75-84 years	9,331	10,020	19,351
85+ years	2,866	2,746	5,612
Race	29,857	35,733	65,590
White	20,869	24,416	45,285
Black	1,678	1,362	3,040
American Indian/Alaskan	99	129	228
Other	2,150	4,403	6,553
Unknown	5,061	5,423	10,484
Other race includes Asian, native Hawaiian/Pacific Islander, or other.			
Ethnicity	29,857	35,733	65,590
Hispanic	1,404	1,150	2,554
Non-Hispanic	17,353	21,357	38,710
Unknown	11,100	13,226	24,326
Gender	29,857	35,733	65,590
Female	17,332	20,506	37,838
Male	12,493	15,215	27,708
Unknown	32	12	44



# COVID-19: Martin County vaccine summary

Vaccination data through Mar 9, 2021 as of Mar 10, 2021 at 12:05 AM

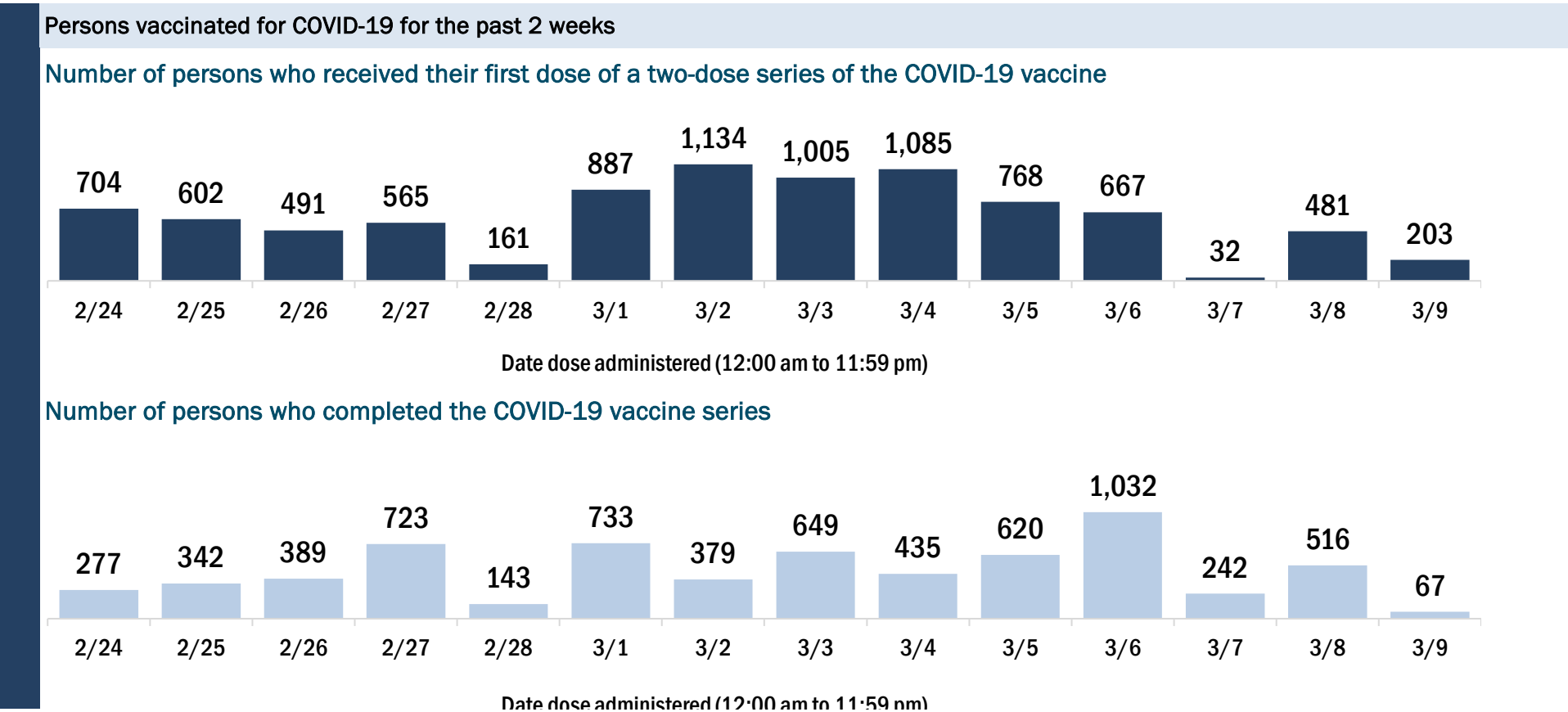
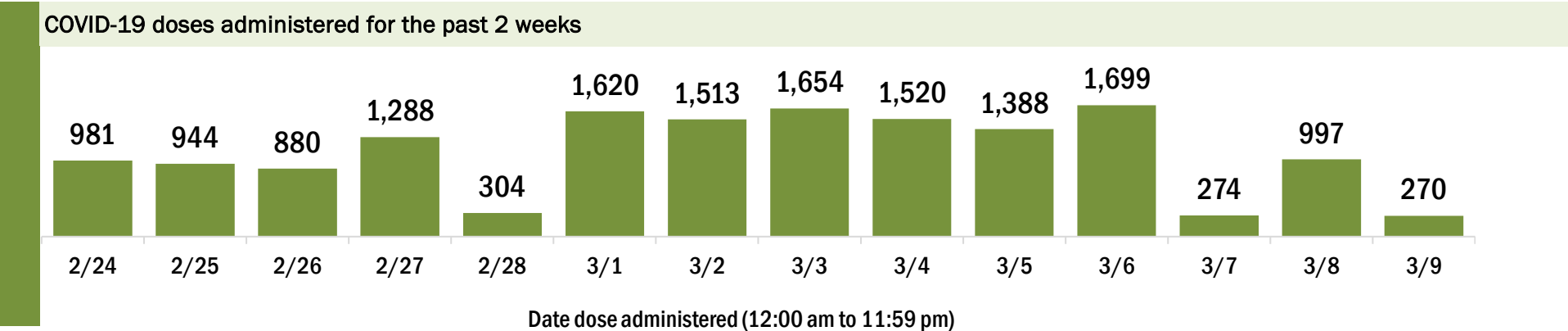
Data in this report are provisional and subject to change.

Data in this summary pertain to COVID-19 vaccines approved by the U.S. Food and Drug Administration and have been issued an Emergency Use Authorization (Janssen COVID-19 Vaccine, Moderna COVID-19 Vaccine and Pfizer-BioNTech COVID-19 Vaccine). These data summarize the number of people who have received either their first dose or have completed the series for a COVID-19 vaccine. **A person can only be counted in one category, first dose or series complete.** For persons receiving Moderna or Pfizer vaccines, once they receive their second dose, they are moved from the first dose column to the series completed column. **Because of this, the total first dose category may show a change from report to report not matching the total receiving their first dose from the previous day.** Persons receiving Johnson & Johnson vaccines will always be counted in the series completed column.

COVID-19 doses for vaccinated persons in Florida	
Doses administered	62,687
People receiving one dose of a 1-dose series (Johnson & Johnson) or receiving only one dose of a 2-dose series (Moderna, Pfizer) count once. Persons receiving both doses of a 2-dose series count twice.	

Current status of persons vaccinated for COVID-19 in Florida	
Total people vaccinated	40,384
First dose	18,054
Series completed	22,330
Completed 1-dose series	27
Completed 2-dose series	22,303
First dose: current number of people who have only received their first dose of the Moderna or Pfizer vaccine.	
Series complete: current number of people who have received both Moderna or Pfizer vaccine doses or one Johnson & Johnson dose and are considered fully immunized.	

Demographic summary	First dose	Series complete	Total people vaccinated
Age group	18,054	22,330	40,384
16-24 years	82	124	206
25-34 years	216	398	614
35-44 years	315	657	972
45-54 years	486	826	1,312
55-64 years	1,473	1,682	3,155
65-74 years	7,728	9,279	17,007
75-84 years	5,618	6,697	12,315
85+ years	2,136	2,667	4,803
Race	18,054	22,330	40,384
White	11,453	14,970	26,423
Black	296	329	625
American Indian/Alaskan	54	32	86
Other	971	2,168	3,139
Unknown	5,280	4,831	10,111
Other race includes Asian, native Hawaiian/Pacific Islander, or other.			
Ethnicity	18,054	22,330	40,384
Hispanic	358	368	726
Non-Hispanic	6,072	6,970	13,042
Unknown	11,624	14,992	26,616
Gender	18,054	22,330	40,384
Female	10,321	12,718	23,039
Male	7,702	9,612	17,314
Unknown	31	0	31





# COVID-19: Monroe County vaccine summary

Vaccination data through Mar 9, 2021 as of Mar 10, 2021 at 12:05 AM

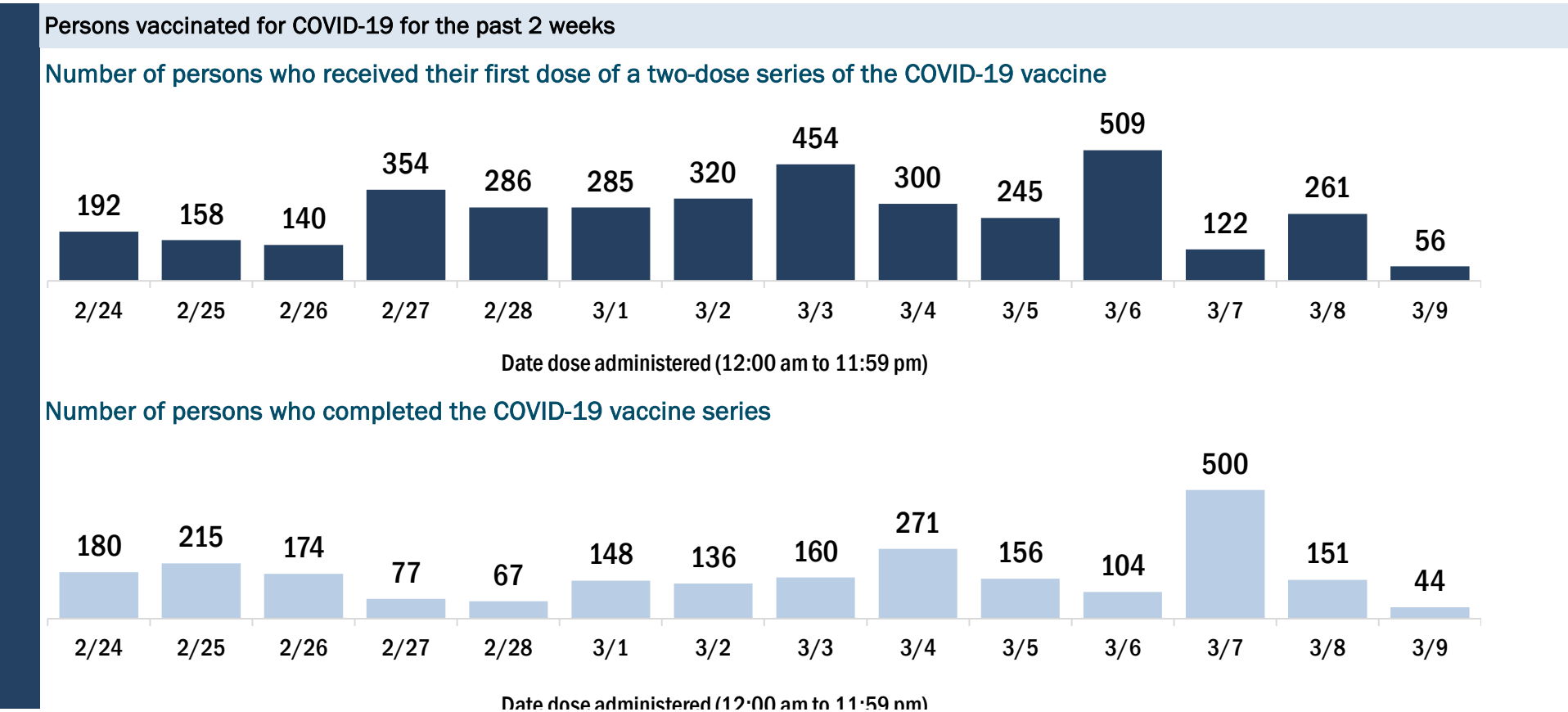
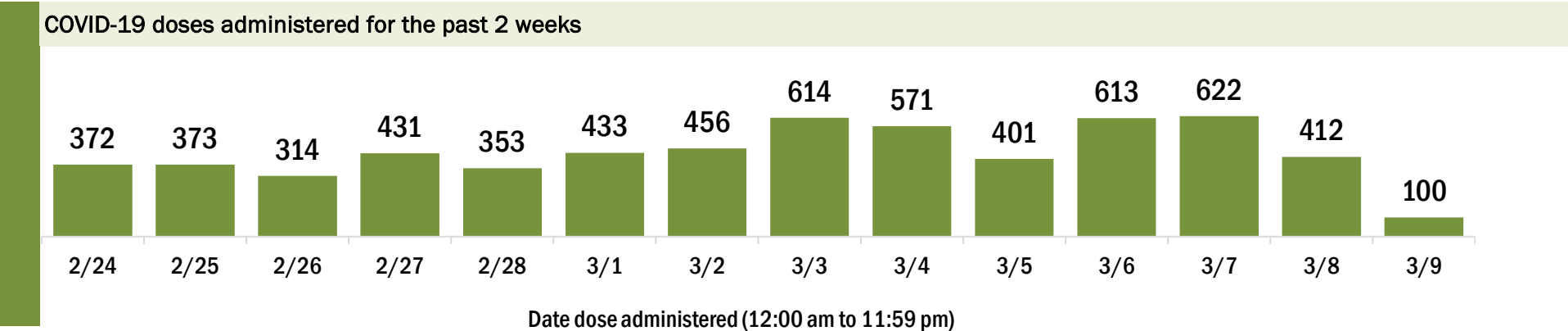
Data in this report are provisional and subject to change.

Data in this summary pertain to COVID-19 vaccines approved by the U.S. Food and Drug Administration and have been issued an Emergency Use Authorization (Janssen COVID-19 Vaccine, Moderna COVID-19 Vaccine and Pfizer-BioNTech COVID-19 Vaccine). These data summarize the number of people who have received either their first dose or have completed the series for a COVID-19 vaccine. **A person can only be counted in one category, first dose or series complete.** For persons receiving Moderna or Pfizer vaccines, once they receive their second dose, they are moved from the first dose column to the series completed column. **Because of this, the total first dose category may show a change from report to report not matching the total receiving their first dose from the previous day.** Persons receiving Johnson & Johnson vaccines will always be counted in the series completed column.

COVID-19 doses for vaccinated persons in Florida	
Doses administered	22,968
People receiving one dose of a 1-dose series (Johnson & Johnson) or receiving only one dose of a 2-dose series (Moderna, Pfizer) count once. Persons receiving both doses of a 2-dose series count twice.	

Current status of persons vaccinated for COVID-19 in Florida	
Total people vaccinated	14,703
First dose	6,347
Series completed	8,356
Completed 1-dose series	91
Completed 2-dose series	8,265
First dose: current number of people who have only received their first dose of the Moderna or Pfizer vaccine.	
Series complete: current number of people who have received both Moderna or Pfizer vaccine doses or one Johnson & Johnson dose and are considered fully immunized.	

Demographic summary	First dose	Series complete	Total people vaccinated
Age group	6,347	8,356	14,703
16-24 years	59	51	110
25-34 years	125	209	334
35-44 years	199	355	554
45-54 years	357	503	860
55-64 years	855	810	1,665
65-74 years	3,220	3,884	7,104
75-84 years	1,256	2,034	3,290
85+ years	276	510	786
Race	6,347	8,356	14,703
White	4,139	6,422	10,561
Black	160	128	288
American Indian/Alaskan	41	25	66
Other	281	511	792
Unknown	1,726	1,270	2,996
Other race includes Asian, native Hawaiian/Pacific Islander, or other.			
Ethnicity	6,347	8,356	14,703
Hispanic	490	504	994
Non-Hispanic	2,761	5,326	8,087
Unknown	3,096	2,526	5,622
Gender	6,347	8,356	14,703
Female	3,349	4,389	7,738
Male	2,981	3,967	6,948
Unknown	17	0	17



# COVID-19: Nassau County vaccine summary

Vaccination data through Mar 9, 2021 as of Mar 10, 2021 at 12:05 AM

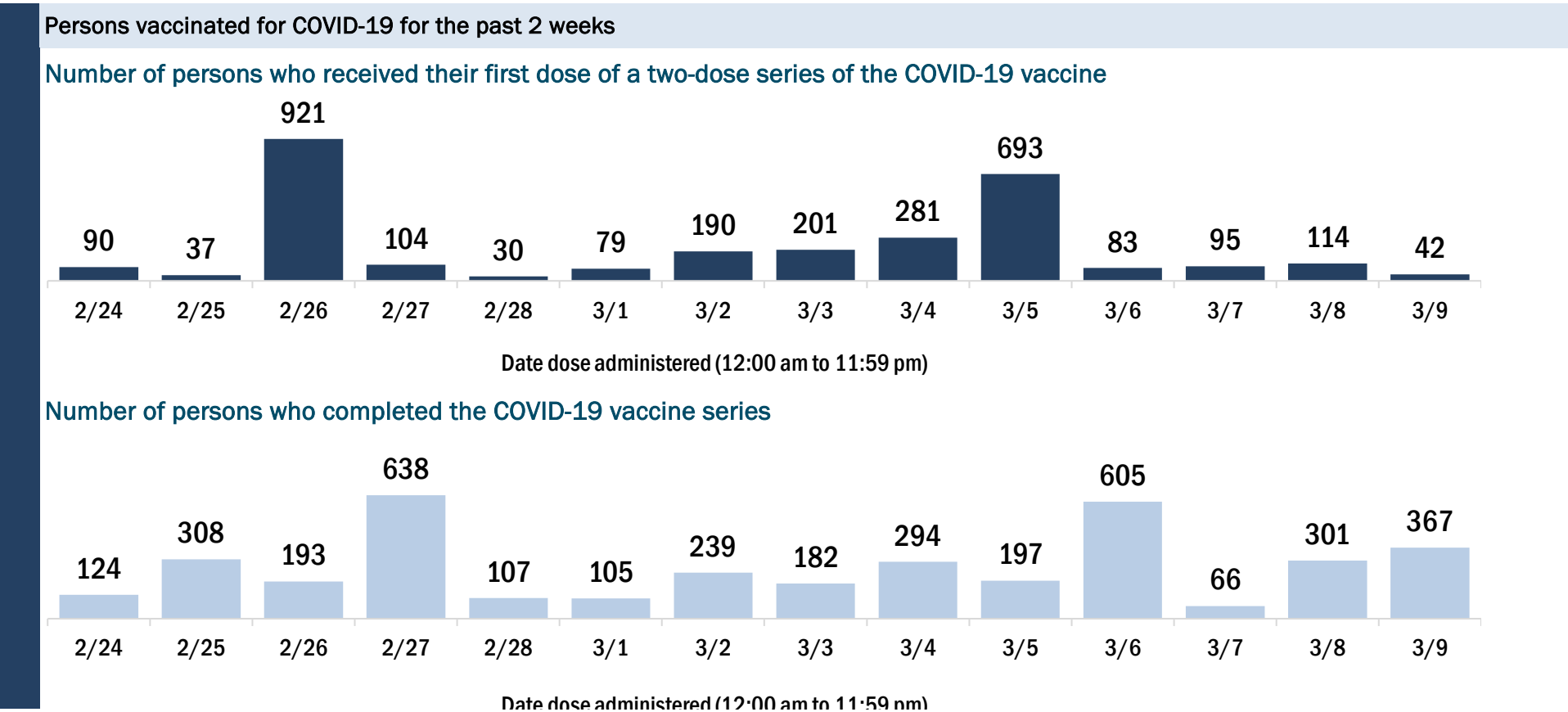
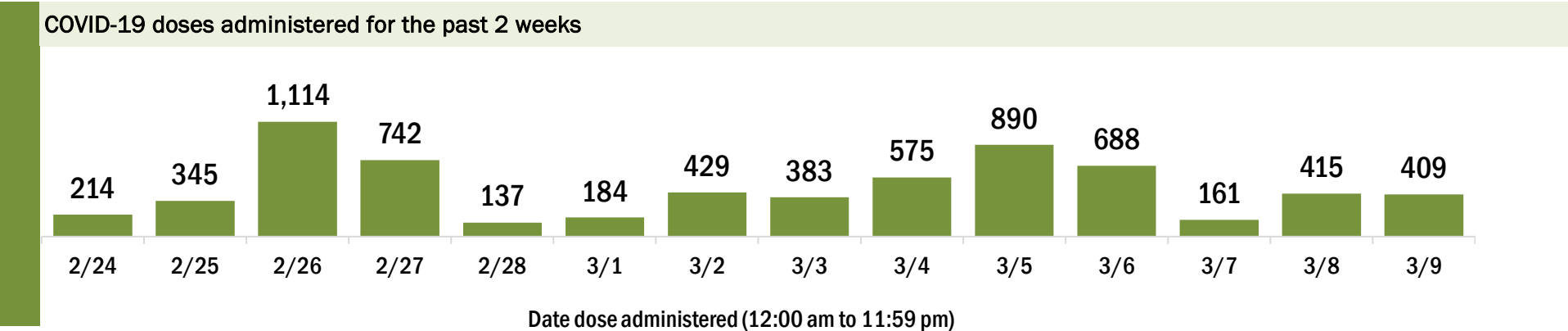
Data in this report are provisional and subject to change.

Data in this summary pertain to COVID-19 vaccines approved by the U.S. Food and Drug Administration and have been issued an Emergency Use Authorization (Janssen COVID-19 Vaccine, Moderna COVID-19 Vaccine and Pfizer-BioNTech COVID-19 Vaccine). These data summarize the number of people who have received either their first dose or have completed the series for a COVID-19 vaccine. **A person can only be counted in one category, first dose or series complete.** For persons receiving Moderna or Pfizer vaccines, once they receive their second dose, they are moved from the first dose column to the series completed column. **Because of this, the total first dose category may show a change from report to report not matching the total receiving their first dose from the previous day.** Persons receiving Johnson & Johnson vaccines will always be counted in the series completed column.

COVID-19 doses for vaccinated persons in Florida	
Doses administered	32,150
People receiving one dose of a 1-dose series (Johnson & Johnson) or receiving only one dose of a 2-dose series (Moderna, Pfizer) count once. Persons receiving both doses of a 2-dose series count twice.	

Current status of persons vaccinated for COVID-19 in Florida	
Total people vaccinated	19,179
First dose	6,119
Series completed	13,060
Completed 1-dose series	89
Completed 2-dose series	12,971
First dose: current number of people who have only received their first dose of the Moderna or Pfizer vaccine.	
Series complete: current number of people who have received both Moderna or Pfizer vaccine doses or one Johnson & Johnson dose and are considered fully immunized.	

Demographic summary	First dose	Series complete	Total people vaccinated
Age group	6,119	13,060	19,179
16-24 years	70	115	185
25-34 years	103	306	409
35-44 years	237	490	727
45-54 years	445	560	1,005
55-64 years	911	1,020	1,931
65-74 years	2,779	6,260	9,039
75-84 years	1,261	3,300	4,561
85+ years	313	1,009	1,322
Race	6,119	13,060	19,179
White	4,765	10,407	15,172
Black	277	496	773
American Indian/Alaskan	25	29	54
Other	295	774	1,069
Unknown	757	1,354	2,111
Other race includes Asian, native Hawaiian/Pacific Islander, or other.			
Ethnicity	6,119	13,060	19,179
Hispanic	135	136	271
Non-Hispanic	4,147	9,609	13,756
Unknown	1,837	3,315	5,152
Gender	6,119	13,060	19,179
Female	3,469	7,316	10,785
Male	2,646	5,743	8,389
Unknown	4	1	5



# COVID-19: Okaloosa County vaccine summary

Vaccination data through Mar 9, 2021 as of Mar 10, 2021 at 12:05 AM

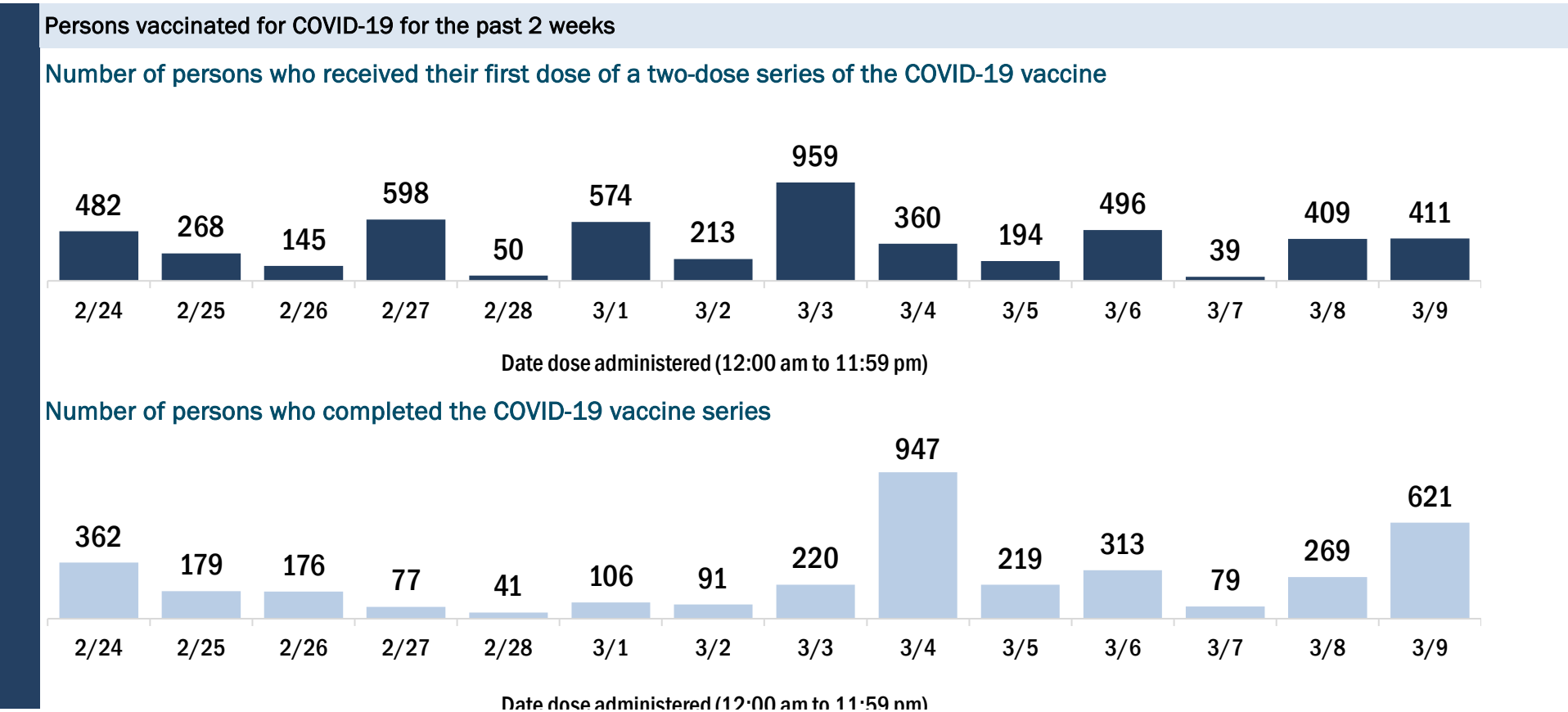
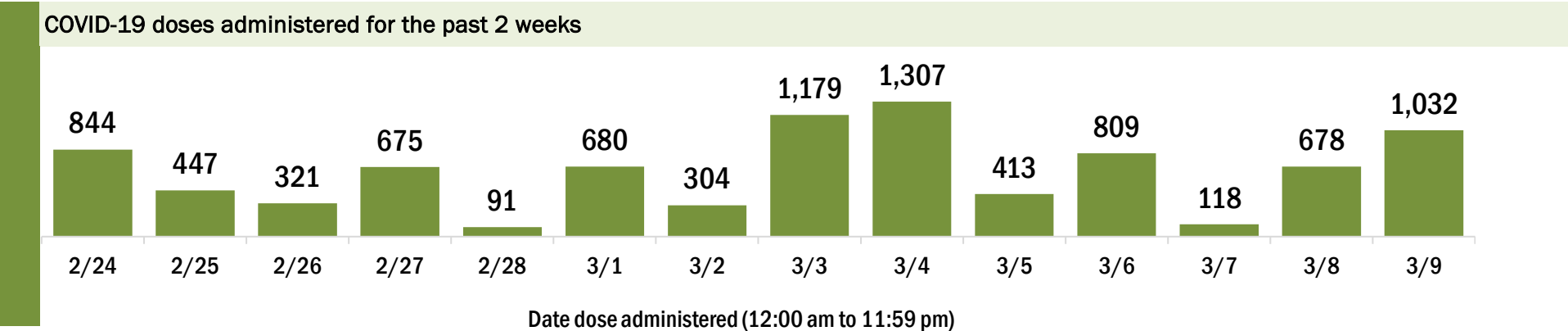
Data in this report are provisional and subject to change.

Data in this summary pertain to COVID-19 vaccines approved by the U.S. Food and Drug Administration and have been issued an Emergency Use Authorization (Janssen COVID-19 Vaccine, Moderna COVID-19 Vaccine and Pfizer-BioNTech COVID-19 Vaccine). These data summarize the number of people who have received either their first dose or have completed the series for a COVID-19 vaccine. **A person can only be counted in one category, first dose or series complete.** For persons receiving Moderna or Pfizer vaccines, once they receive their second dose, they are moved from the first dose column to the series completed column. **Because of this, the total first dose category may show a change from report to report not matching the total receiving their first dose from the previous day.** Persons receiving Johnson & Johnson vaccines will always be counted in the series completed column.

COVID-19 doses for vaccinated persons in Florida	
Doses administered	49,174
People receiving one dose of a 1-dose series (Johnson & Johnson) or receiving only one dose of a 2-dose series (Moderna, Pfizer) count once. Persons receiving both doses of a 2-dose series count twice.	

Current status of persons vaccinated for COVID-19 in Florida	
Total people vaccinated	30,343
First dose	11,228
Series completed	19,115
Completed 1-dose series	284
Completed 2-dose series	18,831
First dose: current number of people who have only received their first dose of the Moderna or Pfizer vaccine.	
Series complete: current number of people who have received both Moderna or Pfizer vaccine doses or one Johnson & Johnson dose and are considered fully immunized.	

Demographic summary	First dose	Series complete	Total people vaccinated
Age group	11,228	19,115	30,343
16-24 years	156	183	339
25-34 years	427	715	1,142
35-44 years	515	918	1,433
45-54 years	738	1,131	1,869
55-64 years	1,737	1,721	3,458
65-74 years	4,496	7,769	12,265
75-84 years	2,353	4,803	7,156
85+ years	806	1,875	2,681
Race	11,228	19,115	30,343
White	7,371	13,392	20,763
Black	659	535	1,194
American Indian/Alaskan	52	52	104
Other	807	1,935	2,742
Unknown	2,339	3,201	5,540
Other race includes Asian, native Hawaiian/Pacific Islander, or other.			
Ethnicity	11,228	19,115	30,343
Hispanic	255	319	574
Non-Hispanic	6,881	10,035	16,916
Unknown	4,092	8,761	12,853
Gender	11,228	19,115	30,343
Female	6,476	11,185	17,661
Male	4,631	7,927	12,558
Unknown	121	3	124



# COVID-19: Okeechobee County vaccine summary

Vaccination data through Mar 9, 2021 as of Mar 10, 2021 at 12:05 AM

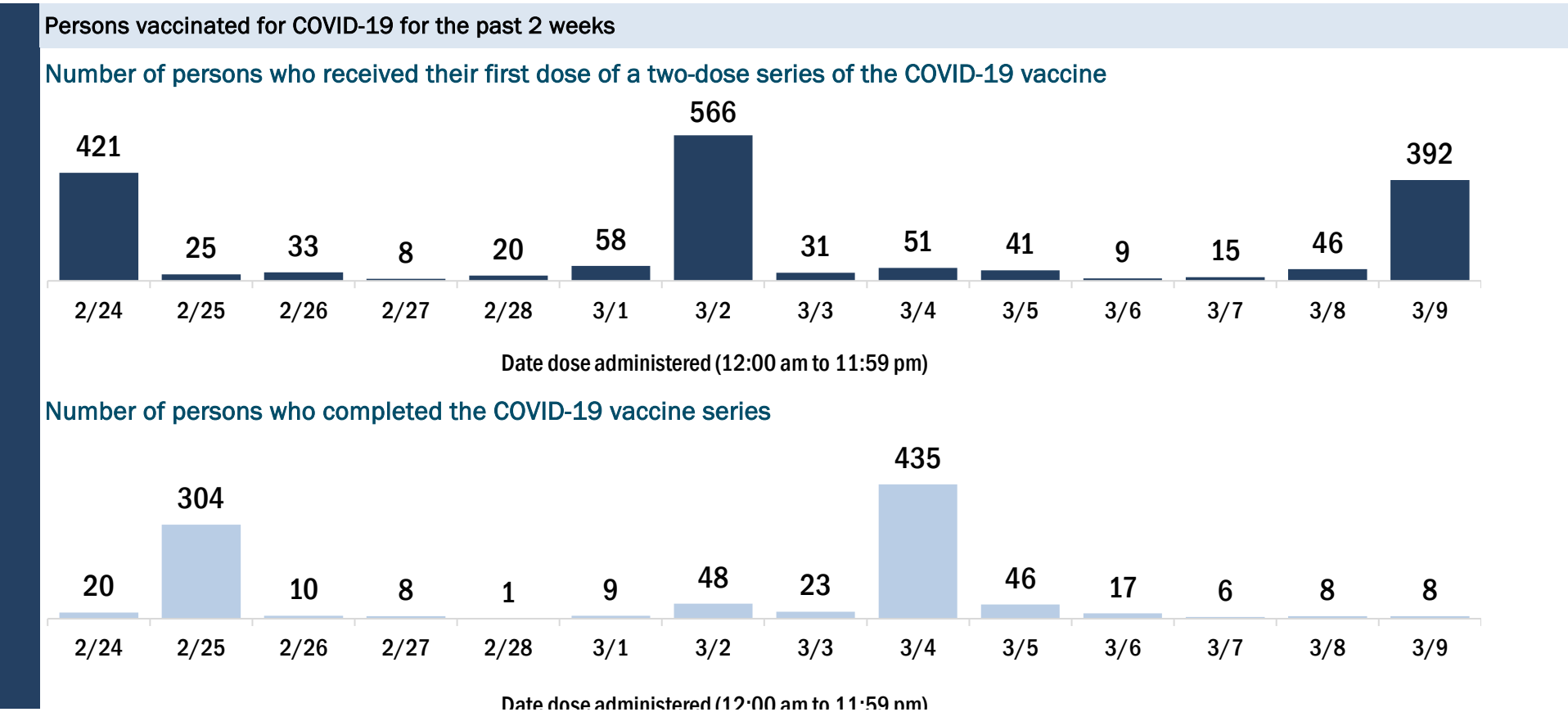
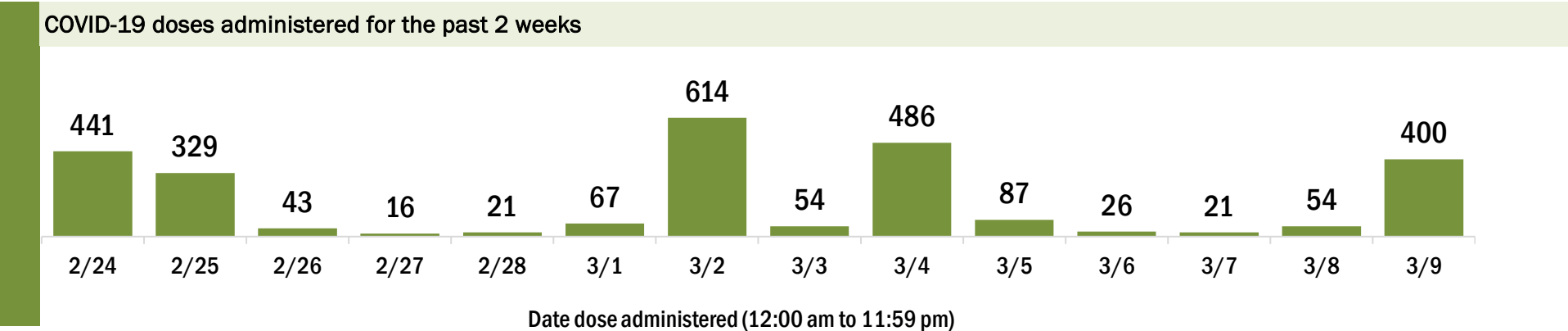
Data in this report are provisional and subject to change.

Data in this summary pertain to COVID-19 vaccines approved by the U.S. Food and Drug Administration and have been issued an Emergency Use Authorization (Janssen COVID-19 Vaccine, Moderna COVID-19 Vaccine and Pfizer-BioNTech COVID-19 Vaccine). These data summarize the number of people who have received either their first dose or have completed the series for a COVID-19 vaccine. **A person can only be counted in one category, first dose or series complete.** For persons receiving Moderna or Pfizer vaccines, once they receive their second dose, they are moved from the first dose column to the series completed column. **Because of this, the total first dose category may show a change from report to report not matching the total receiving their first dose from the previous day.** Persons receiving Johnson & Johnson vaccines will always be counted in the series completed column.

COVID-19 doses for vaccinated persons in Florida	
Doses administered	8,907
People receiving one dose of a 1-dose series (Johnson & Johnson) or receiving only one dose of a 2-dose series (Moderna, Pfizer) count once. Persons receiving both doses of a 2-dose series count twice.	

Current status of persons vaccinated for COVID-19 in Florida	
Total people vaccinated	5,750
First dose	2,588
Series completed	3,162
Completed 1-dose series	5
Completed 2-dose series	3,157
First dose: current number of people who have only received their first dose of the Moderna or Pfizer vaccine.	
Series complete: current number of people who have received both Moderna or Pfizer vaccine doses or one Johnson & Johnson dose and are considered fully immunized.	

Demographic summary	First dose	Series complete	Total people vaccinated
Age group	2,588	3,162	5,750
16-24 years	10	29	39
25-34 years	44	97	141
35-44 years	53	109	162
45-54 years	71	114	185
55-64 years	131	166	297
65-74 years	1,251	1,370	2,621
75-84 years	824	993	1,817
85+ years	204	284	488
Race	2,588	3,162	5,750
White	2,128	2,552	4,680
Black	46	49	95
American Indian/Alaskan	11	17	28
Other	122	414	536
Unknown	281	130	411
Other race includes Asian, native Hawaiian/Pacific Islander, or other.			
Ethnicity	2,588	3,162	5,750
Hispanic	111	167	278
Non-Hispanic	1,749	2,529	4,278
Unknown	728	466	1,194
Gender	2,588	3,162	5,750
Female	1,383	1,783	3,166
Male	1,205	1,379	2,584
Unknown	0	0	0





# COVID-19: Orange County vaccine summary

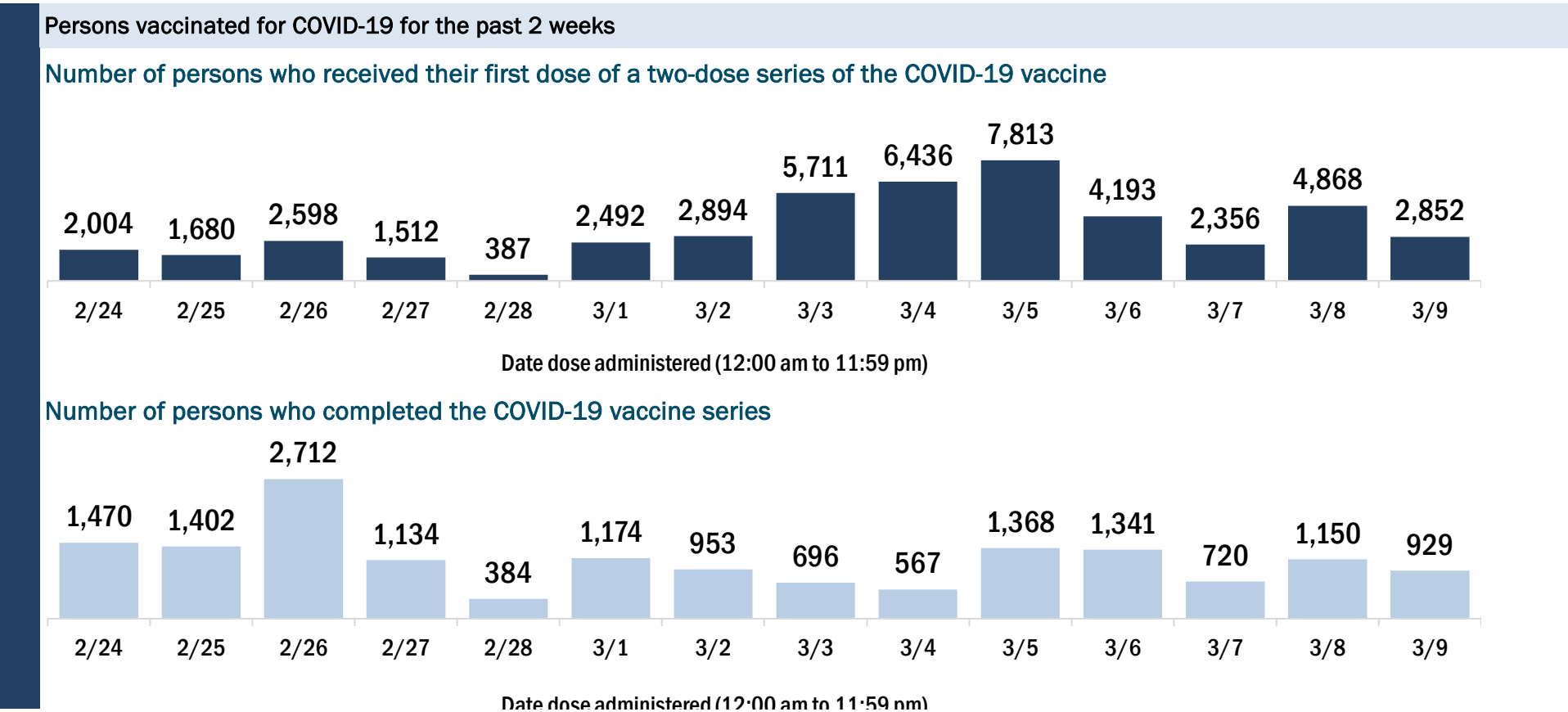
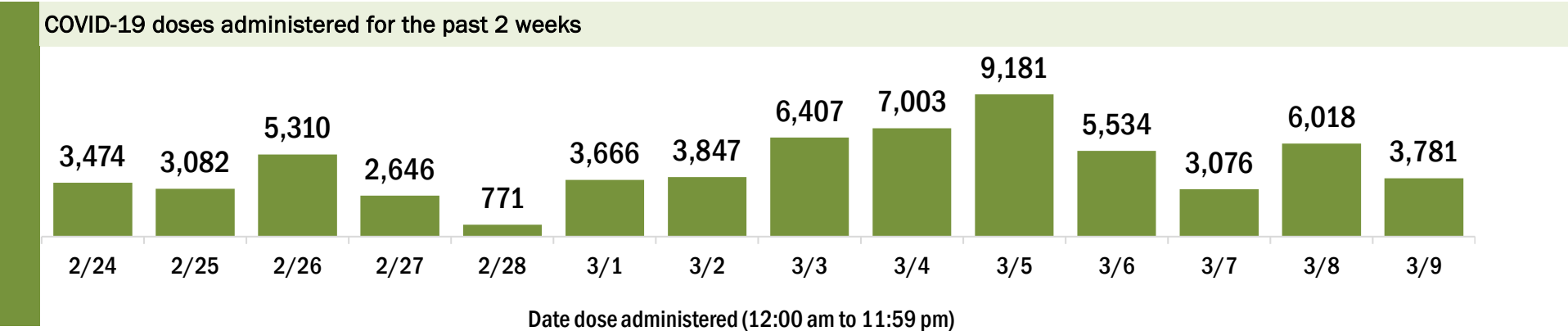
Vaccination data through Mar 9, 2021 as of Mar 10, 2021 at 12:05 AM

Data in this report are provisional and subject to change.

Data in this summary pertain to COVID-19 vaccines approved by the U.S. Food and Drug Administration and have been issued an Emergency Use Authorization (Janssen COVID-19 Vaccine, Moderna COVID-19 Vaccine and Pfizer-BioNTech COVID-19 Vaccine). These data summarize the number of people who have received either their first dose or have completed the series for a COVID-19 vaccine. **A person can only be counted in one category, first dose or series complete.** For persons receiving Moderna or Pfizer vaccines, once they receive their second dose, they are moved from the first dose column to the series completed column. **Because of this, the total first dose category may show a change from report to report not matching the total receiving their first dose from the previous day.** Persons receiving Johnson & Johnson vaccines will always be counted in the series completed column.

COVID-19 doses for vaccinated persons in Florida		Demographic summary			
Doses administered	260,113	First dose	Series complete	Total people vaccinated	
People receiving one dose of a 1-dose series (Johnson & Johnson) or receiving only one dose of a 2-dose series (Moderna, Pfizer) count once. Persons receiving both doses of a 2-dose series count twice.		Age group	79,951	91,858	171,809
		16-24 years	2,154	1,870	4,024
		25-34 years	6,140	6,518	12,658
		35-44 years	8,231	7,685	15,916
		45-54 years	9,643	7,471	17,114
		55-64 years	12,073	7,968	20,041
		65-74 years	24,366	36,589	60,955
		75-84 years	11,950	17,121	29,071
		85+ years	5,394	6,636	12,030
		Race	79,951	91,858	171,809
		White	42,342	56,671	99,013
		Black	7,473	6,826	14,299
		American Indian/Alaskan	301	276	577
		Other	13,415	20,855	34,270
		Unknown	16,420	7,230	23,650
		Other race includes Asian, native Hawaiian/Pacific Islander, or other.			
		Ethnicity	79,951	91,858	171,809
		Hispanic	8,483	10,192	18,675
		Non-Hispanic	32,076	46,187	78,263
		Unknown	39,392	35,479	74,871
		Gender	79,951	91,858	171,809
		Female	46,927	54,111	101,038
		Male	30,949	37,095	68,044
		Unknown	2,075	652	2,727

Current status of persons vaccinated for COVID-19 in Florida	
Total people vaccinated	171,809
First dose	79,951
Series completed	91,858
Completed 1-dose series	3,554
Completed 2-dose series	88,304
First dose: current number of people who have only received their first dose of the Moderna or Pfizer vaccine.	
Series complete: current number of people who have received both Moderna or Pfizer vaccine doses or one Johnson & Johnson dose and are considered fully immunized.	



# COVID-19: Osceola County vaccine summary

Vaccination data through Mar 9, 2021 as of Mar 10, 2021 at 12:05 AM

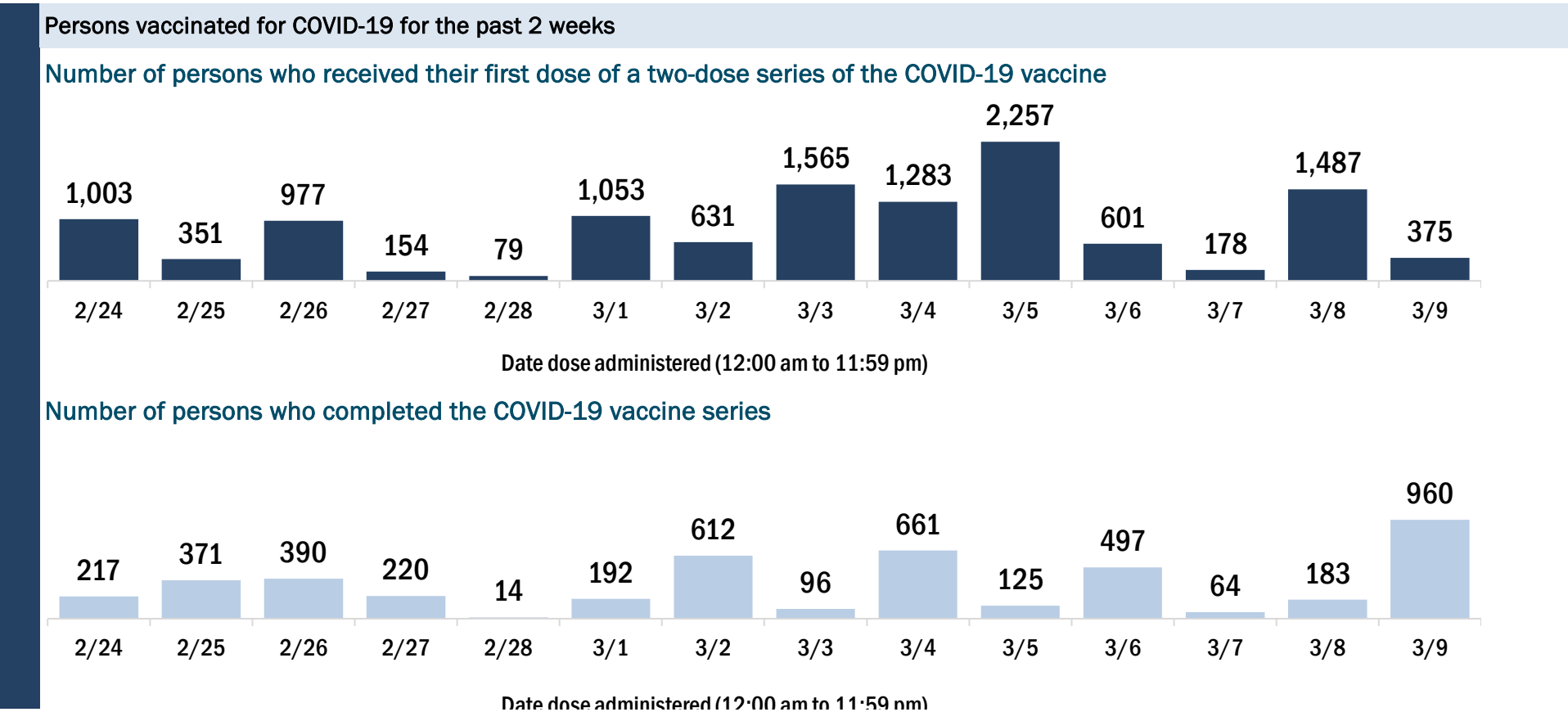
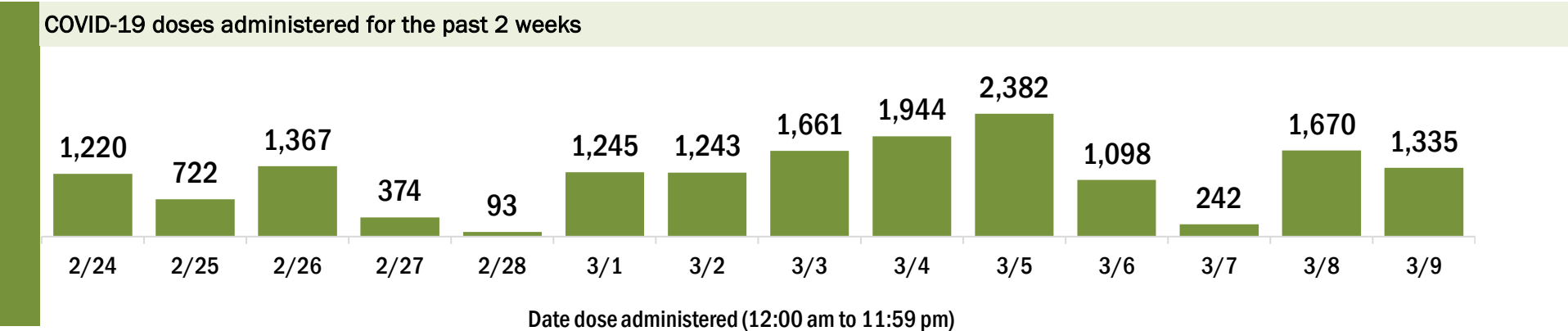
Data in this report are provisional and subject to change.

Data in this summary pertain to COVID-19 vaccines approved by the U.S. Food and Drug Administration and have been issued an Emergency Use Authorization (Janssen COVID-19 Vaccine, Moderna COVID-19 Vaccine and Pfizer-BioNTech COVID-19 Vaccine). These data summarize the number of people who have received either their first dose or have completed the series for a COVID-19 vaccine. **A person can only be counted in one category, first dose or series complete.** For persons receiving Moderna or Pfizer vaccines, once they receive their second dose, they are moved from the first dose column to the series completed column. **Because of this, the total first dose category may show a change from report to report not matching the total receiving their first dose from the previous day.** Persons receiving Johnson & Johnson vaccines will always be counted in the series completed column.

COVID-19 doses for vaccinated persons in Florida	
Doses administered	64,645
People receiving one dose of a 1-dose series (Johnson & Johnson) or receiving only one dose of a 2-dose series (Moderna, Pfizer) count once. Persons receiving both doses of a 2-dose series count twice.	

Current status of persons vaccinated for COVID-19 in Florida	
Total people vaccinated	42,355
First dose	19,750
Series completed	22,605
Completed 1-dose series	315
Completed 2-dose series	22,290
First dose: current number of people who have only received their first dose of the Moderna or Pfizer vaccine.	
Series complete: current number of people who have received both Moderna or Pfizer vaccine doses or one Johnson & Johnson dose and are considered fully immunized.	

Demographic summary	First dose	Series complete	Total people vaccinated
Age group	19,750	22,605	42,355
16-24 years	356	328	684
25-34 years	977	999	1,976
35-44 years	1,369	1,318	2,687
45-54 years	1,829	1,524	3,353
55-64 years	2,532	1,658	4,190
65-74 years	7,765	10,276	18,041
75-84 years	3,859	4,979	8,838
85+ years	1,063	1,523	2,586
Race	19,750	22,605	42,355
White	10,353	14,161	24,514
Black	1,164	1,192	2,356
American Indian/Alaskan	111	156	267
Other	3,228	5,399	8,627
Unknown	4,894	1,697	6,591
Other race includes Asian, native Hawaiian/Pacific Islander, or other.			
Ethnicity	19,750	22,605	42,355
Hispanic	4,969	5,357	10,326
Non-Hispanic	5,887	11,592	17,479
Unknown	8,894	5,656	14,550
Gender	19,750	22,605	42,355
Female	11,780	13,368	25,148
Male	7,834	9,215	17,049
Unknown	136	22	158



# COVID-19: Palm Beach County vaccine summary

Vaccination data through Mar 9, 2021 as of Mar 10, 2021 at 12:05 AM

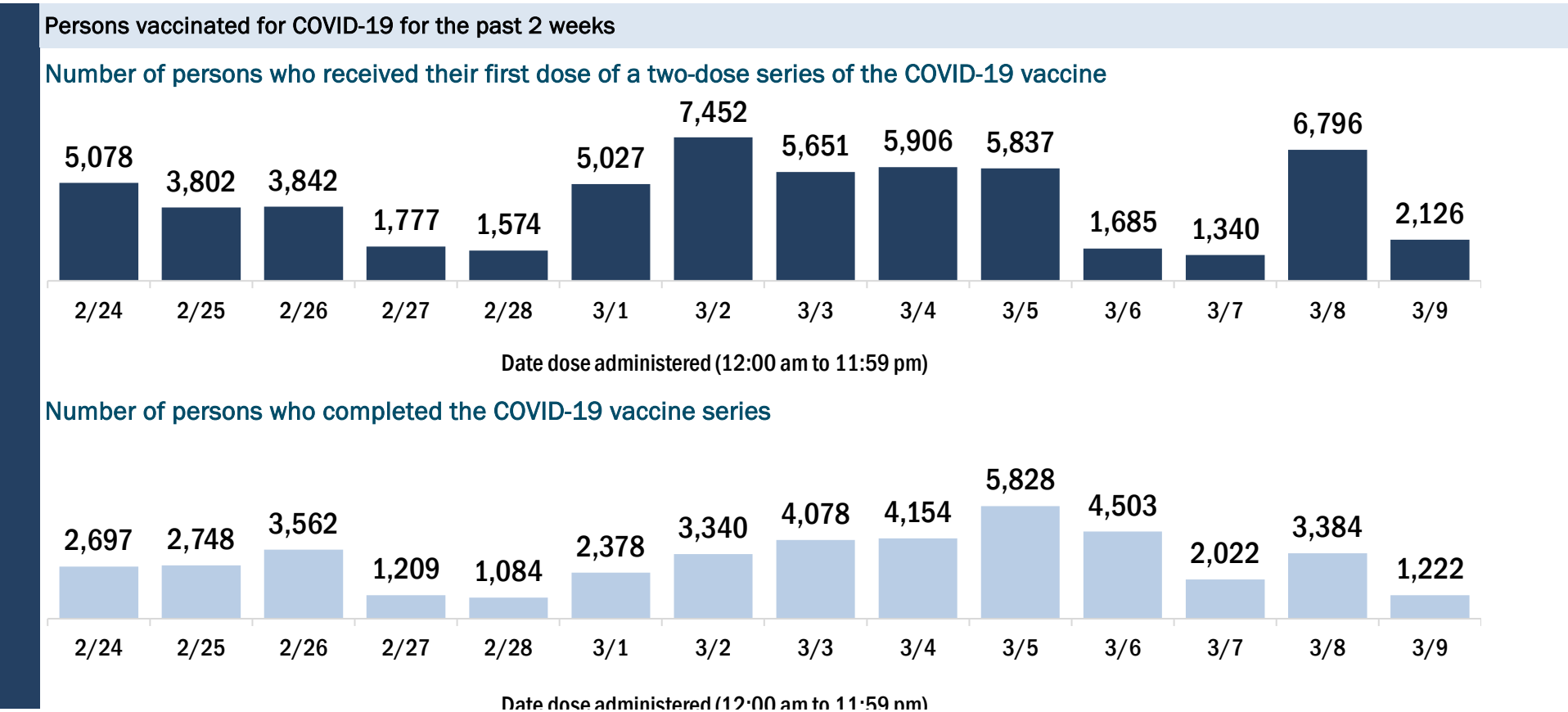
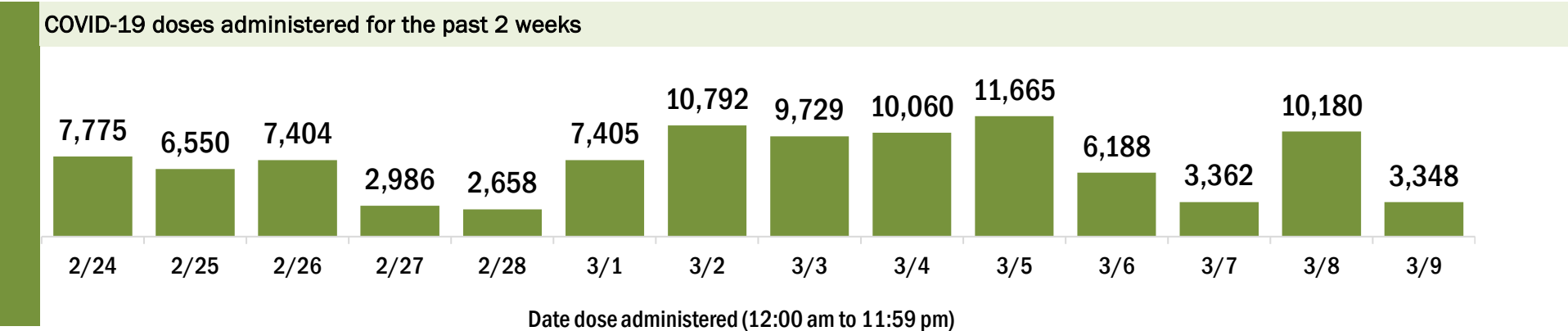
Data in this report are provisional and subject to change.

Data in this summary pertain to COVID-19 vaccines approved by the U.S. Food and Drug Administration and have been issued an Emergency Use Authorization (Janssen COVID-19 Vaccine, Moderna COVID-19 Vaccine and Pfizer-BioNTech COVID-19 Vaccine). These data summarize the number of people who have received either their first dose or have completed the series for a COVID-19 vaccine. **A person can only be counted in one category, first dose or series complete.** For persons receiving Moderna or Pfizer vaccines, once they receive their second dose, they are moved from the first dose column to the series completed column. **Because of this, the total first dose category may show a change from report to report not matching the total receiving their first dose from the previous day.** Persons receiving Johnson & Johnson vaccines will always be counted in the series completed column.

COVID-19 doses for vaccinated persons in Florida	
Doses administered	507,759
People receiving one dose of a 1-dose series (Johnson & Johnson) or receiving only one dose of a 2-dose series (Moderna, Pfizer) count once. Persons receiving both doses of a 2-dose series count twice.	

Current status of persons vaccinated for COVID-19 in Florida	
Total people vaccinated	316,440
First dose	124,218
Series completed	192,222
Completed 1-dose series	903
Completed 2-dose series	191,319
First dose: current number of people who have only received their first dose of the Moderna or Pfizer vaccine.	
Series complete: current number of people who have received both Moderna or Pfizer vaccine doses or one Johnson & Johnson dose and are considered fully immunized.	

Demographic summary	First dose	Series complete	Total people vaccinated
Age group	124,218	192,222	316,440
16-24 years	1,386	1,360	2,746
25-34 years	3,599	4,720	8,319
35-44 years	5,113	6,651	11,764
45-54 years	8,143	9,113	17,256
55-64 years	16,199	13,685	29,884
65-74 years	45,575	76,933	122,508
75-84 years	30,793	56,879	87,672
85+ years	13,410	22,881	36,291
Race	124,218	192,222	316,440
White	77,024	136,675	213,699
Black	6,088	7,567	13,655
American Indian/Alaskan	408	547	955
Other	9,427	17,601	27,028
Unknown	31,271	29,832	61,103
Other race includes Asian, native Hawaiian/Pacific Islander, or other.			
Ethnicity	124,218	192,222	316,440
Hispanic	8,357	9,009	17,366
Non-Hispanic	54,288	118,464	172,752
Unknown	61,573	64,749	126,322
Gender	124,218	192,222	316,440
Female	72,345	112,031	184,376
Male	51,478	80,125	131,603
Unknown	395	66	461



# COVID-19: Pasco County vaccine summary

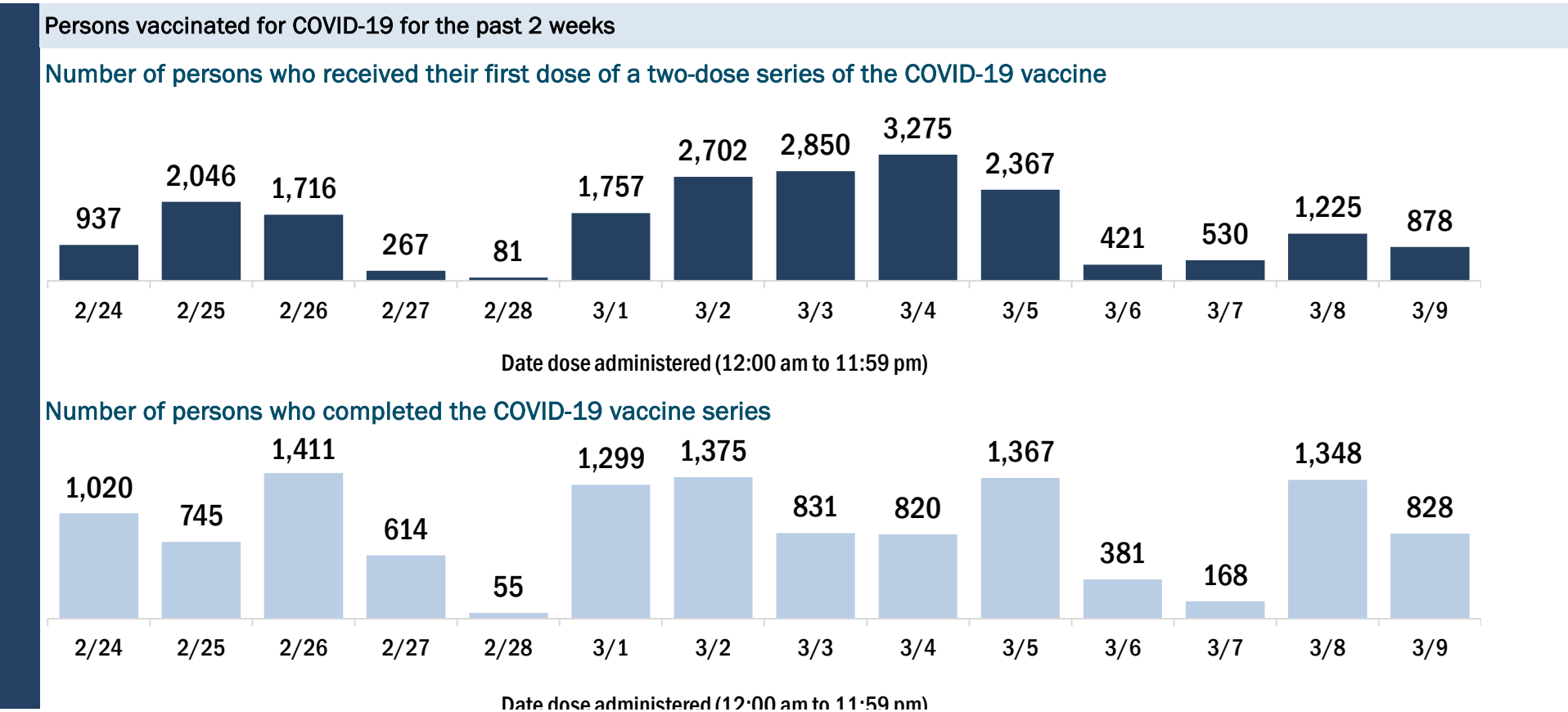
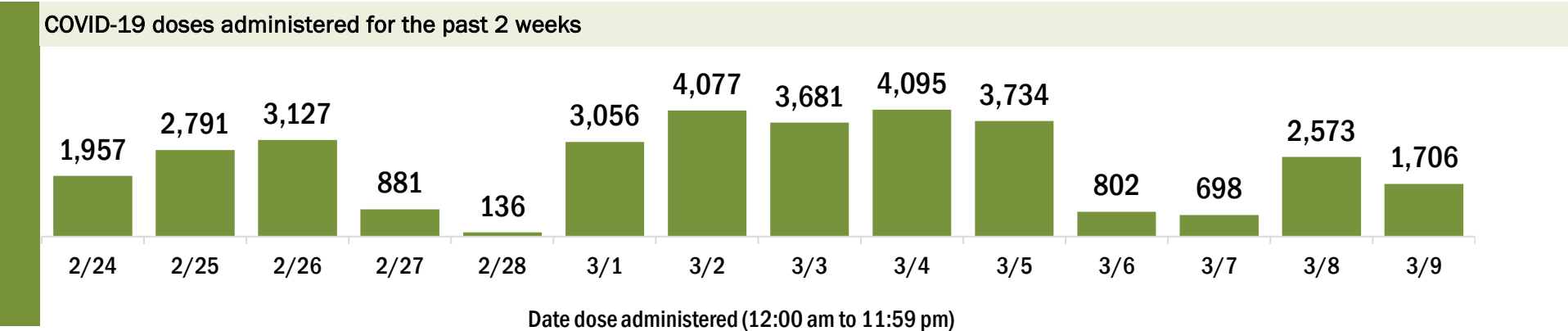
Vaccination data through Mar 9, 2021 as of Mar 10, 2021 at 12:05 AM

Data in this report are provisional and subject to change.

Data in this summary pertain to COVID-19 vaccines approved by the U.S. Food and Drug Administration and have been issued an Emergency Use Authorization (Janssen COVID-19 Vaccine, Moderna COVID-19 Vaccine and Pfizer-BioNTech COVID-19 Vaccine). These data summarize the number of people who have received either their first dose or have completed the series for a COVID-19 vaccine. **A person can only be counted in one category, first dose or series complete.** For persons receiving Moderna or Pfizer vaccines, once they receive their second dose, they are moved from the first dose column to the series completed column. **Because of this, the total first dose category may show a change from report to report not matching the total receiving their first dose from the previous day.** Persons receiving Johnson & Johnson vaccines will always be counted in the series completed column.

COVID-19 doses for vaccinated persons in Florida		Demographic summary			
Doses administered	122,389	First dose	Series complete	Total people vaccinated	
People receiving one dose of a 1-dose series (Johnson & Johnson) or receiving only one dose of a 2-dose series (Moderna, Pfizer) count once. Persons receiving both doses of a 2-dose series count twice.		Age group	44,540	39,188	83,728
		16-24 years	479	566	1,045
		25-34 years	942	1,845	2,787
		35-44 years	1,611	2,596	4,207
		45-54 years	2,057	3,228	5,285
		55-64 years	3,045	3,676	6,721
		65-74 years	19,805	15,245	35,050
		75-84 years	12,965	8,941	21,906
		85+ years	3,636	3,091	6,727
		Race	44,540	39,188	83,728
		White	34,141	28,690	62,831
		Black	987	988	1,975
		American Indian/Alaskan	144	120	264
		Other	3,164	5,473	8,637
		Unknown	6,104	3,917	10,021
		Other race includes Asian, native Hawaiian/Pacific Islander, or other.			
		Ethnicity	44,540	39,188	83,728
		Hispanic	1,678	1,660	3,338
		Non-Hispanic	25,218	22,576	47,794
		Unknown	17,644	14,952	32,596
		Gender	44,540	39,188	83,728
		Female	26,020	23,515	49,535
		Male	18,389	15,625	34,014
		Unknown	131	48	179

Current status of persons vaccinated for COVID-19 in Florida	
Total people vaccinated	83,728
First dose	44,540
Series completed	39,188
Completed 1-dose series	527
Completed 2-dose series	38,661
First dose: current number of people who have only received their first dose of the Moderna or Pfizer vaccine.	
Series complete: current number of people who have received both Moderna or Pfizer vaccine doses or one Johnson & Johnson dose and are considered fully immunized.	





# COVID-19: Pinellas County vaccine summary

Vaccination data through Mar 9, 2021 as of Mar 10, 2021 at 12:05 AM

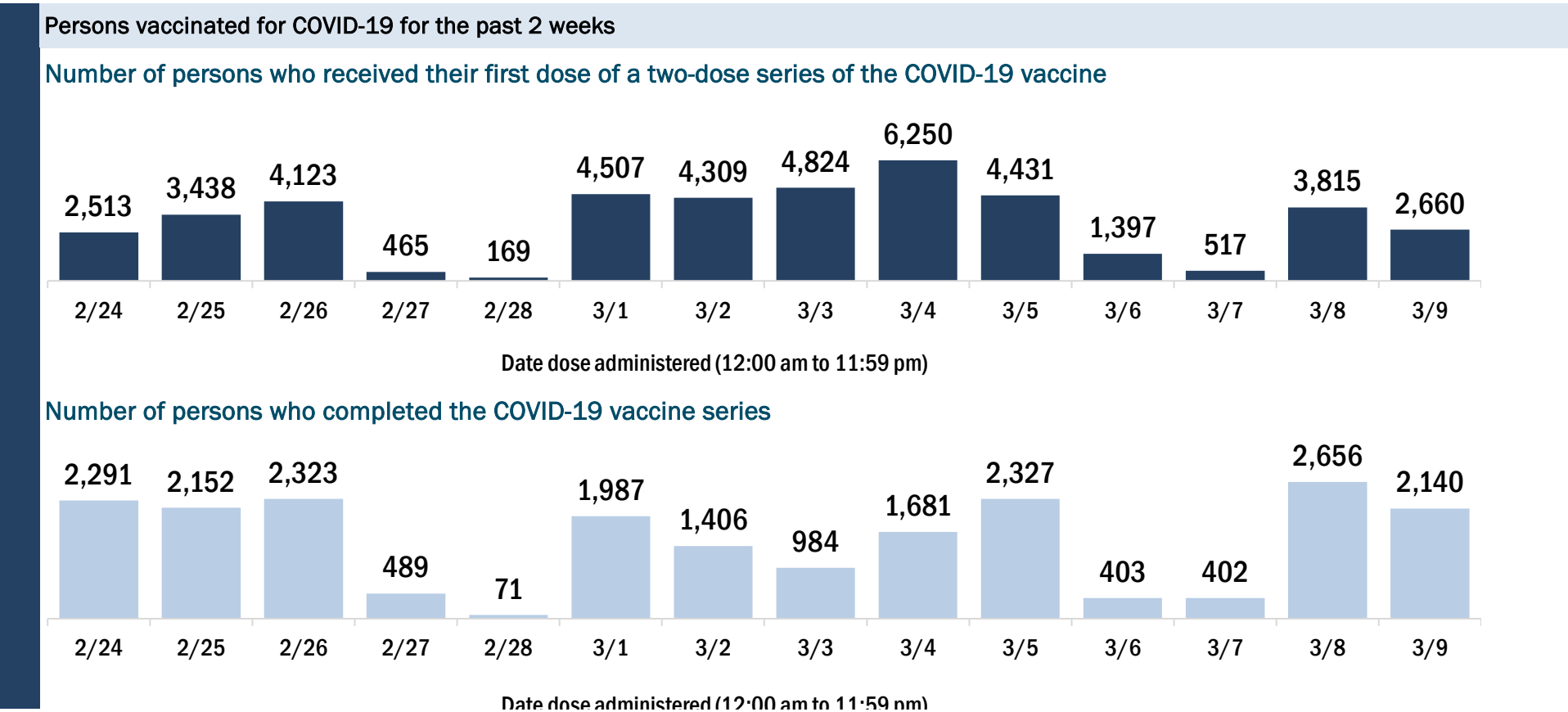
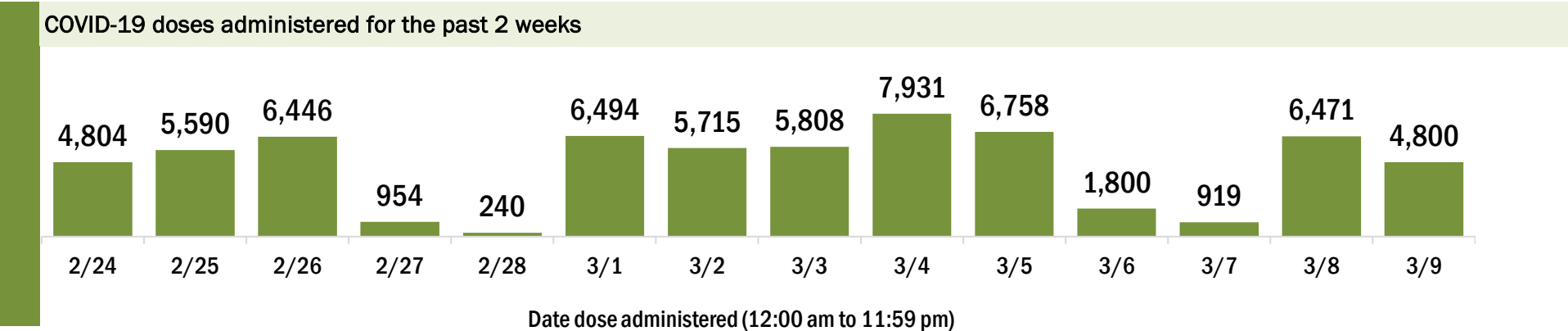
Data in this report are provisional and subject to change.

Data in this summary pertain to COVID-19 vaccines approved by the U.S. Food and Drug Administration and have been issued an Emergency Use Authorization (Janssen COVID-19 Vaccine, Moderna COVID-19 Vaccine and Pfizer-BioNTech COVID-19 Vaccine). These data summarize the number of people who have received either their first dose or have completed the series for a COVID-19 vaccine. **A person can only be counted in one category, first dose or series complete.** For persons receiving Moderna or Pfizer vaccines, once they receive their second dose, they are moved from the first dose column to the series completed column. **Because of this, the total first dose category may show a change from report to report not matching the total receiving their first dose from the previous day.** Persons receiving Johnson & Johnson vaccines will always be counted in the series completed column.

COVID-19 doses for vaccinated persons in Florida	
Doses administered	272,507
People receiving one dose of a 1-dose series (Johnson & Johnson) or receiving only one dose of a 2-dose series (Moderna, Pfizer) count once. Persons receiving both doses of a 2-dose series count twice.	

Current status of persons vaccinated for COVID-19 in Florida	
Total people vaccinated	180,667
First dose	87,767
Series completed	92,900
Completed 1-dose series	1,060
Completed 2-dose series	91,840
First dose: current number of people who have only received their first dose of the Moderna or Pfizer vaccine.	
Series complete: current number of people who have received both Moderna or Pfizer vaccine doses or one Johnson & Johnson dose and are considered fully immunized.	

Demographic summary	First dose	Series complete	Total people vaccinated
Age group	87,767	92,900	180,667
16-24 years	826	1,020	1,846
25-34 years	2,196	4,614	6,810
35-44 years	2,882	5,505	8,387
45-54 years	4,276	6,628	10,904
55-64 years	8,688	9,587	18,275
65-74 years	39,223	37,702	76,925
75-84 years	22,067	18,875	40,942
85+ years	7,609	8,969	16,578
Race	87,767	92,900	180,667
White	62,713	68,412	131,125
Black	3,970	3,339	7,309
American Indian/Alaskan	182	189	371
Other	5,586	9,647	15,233
Unknown	15,316	11,313	26,629
Other race includes Asian, native Hawaiian/Pacific Islander, or other.			
Ethnicity	87,767	92,900	180,667
Hispanic	1,830	2,753	4,583
Non-Hispanic	45,260	51,161	96,421
Unknown	40,677	38,986	79,663
Gender	87,767	92,900	180,667
Female	51,190	55,746	106,936
Male	36,242	36,953	73,195
Unknown	335	201	536



# COVID-19: Polk County vaccine summary

Vaccination data through Mar 9, 2021 as of Mar 10, 2021 at 12:05 AM

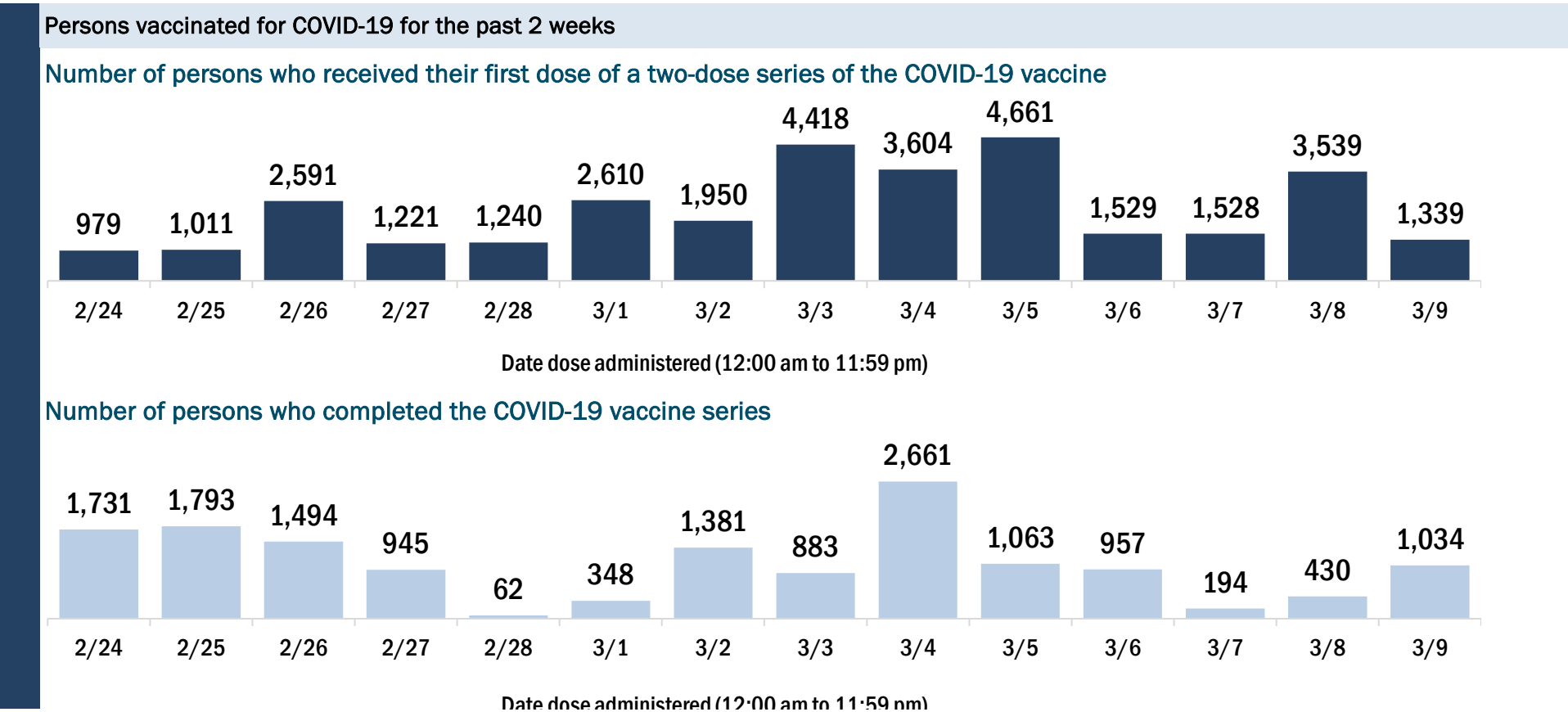
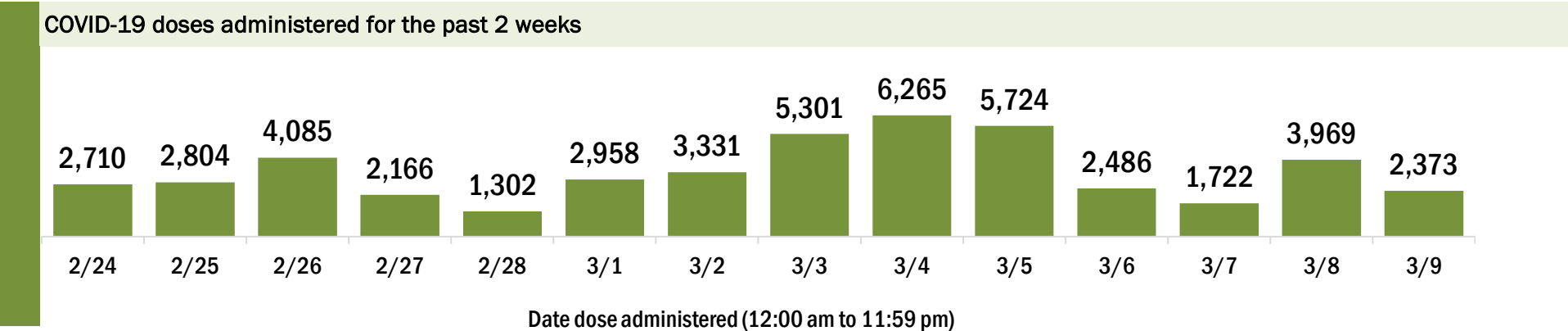
Data in this report are provisional and subject to change.

Data in this summary pertain to COVID-19 vaccines approved by the U.S. Food and Drug Administration and have been issued an Emergency Use Authorization (Janssen COVID-19 Vaccine, Moderna COVID-19 Vaccine and Pfizer-BioNTech COVID-19 Vaccine). These data summarize the number of people who have received either their first dose or have completed the series for a COVID-19 vaccine. **A person can only be counted in one category, first dose or series complete.** For persons receiving Moderna or Pfizer vaccines, once they receive their second dose, they are moved from the first dose column to the series completed column. **Because of this, the total first dose category may show a change from report to report not matching the total receiving their first dose from the previous day.** Persons receiving Johnson & Johnson vaccines will always be counted in the series completed column.

COVID-19 doses for vaccinated persons in Florida	
Doses administered	143,586
People receiving one dose of a 1-dose series (Johnson & Johnson) or receiving only one dose of a 2-dose series (Moderna, Pfizer) count once. Persons receiving both doses of a 2-dose series count twice.	

Current status of persons vaccinated for COVID-19 in Florida	
Total people vaccinated	98,522
First dose	53,041
Series completed	45,481
Completed 1-dose series	417
Completed 2-dose series	45,064
<b>First dose:</b> current number of people who have only received their first dose of the Moderna or Pfizer vaccine.	
<b>Series complete:</b> current number of people who have received both Moderna or Pfizer vaccine doses or one Johnson & Johnson dose and are considered fully immunized.	

Demographic summary	First dose	Series complete	Total people vaccinated
Age group	53,041	45,481	98,522
16-24 years	485	464	949
25-34 years	1,256	1,676	2,932
35-44 years	1,892	2,280	4,172
45-54 years	2,549	2,915	5,464
55-64 years	4,996	3,651	8,647
65-74 years	22,850	19,276	42,126
75-84 years	14,697	11,659	26,356
85+ years	4,316	3,560	7,876
Race	53,041	45,481	98,522
White	37,950	33,232	71,182
Black	2,902	2,728	5,630
American Indian/Alaskan	278	255	533
Other	2,931	4,134	7,065
Unknown	8,980	5,132	14,112
Other race includes Asian, native Hawaiian/Pacific Islander, or other.			
Ethnicity	53,041	45,481	98,522
Hispanic	2,975	2,548	5,523
Non-Hispanic	27,962	26,348	54,310
Unknown	22,104	16,585	38,689
Gender	53,041	45,481	98,522
Female	29,962	26,662	56,624
Male	22,854	18,806	41,660
Unknown	225	13	238



# COVID-19: Putnam County vaccine summary

Vaccination data through Mar 9, 2021 as of Mar 10, 2021 at 12:05 AM

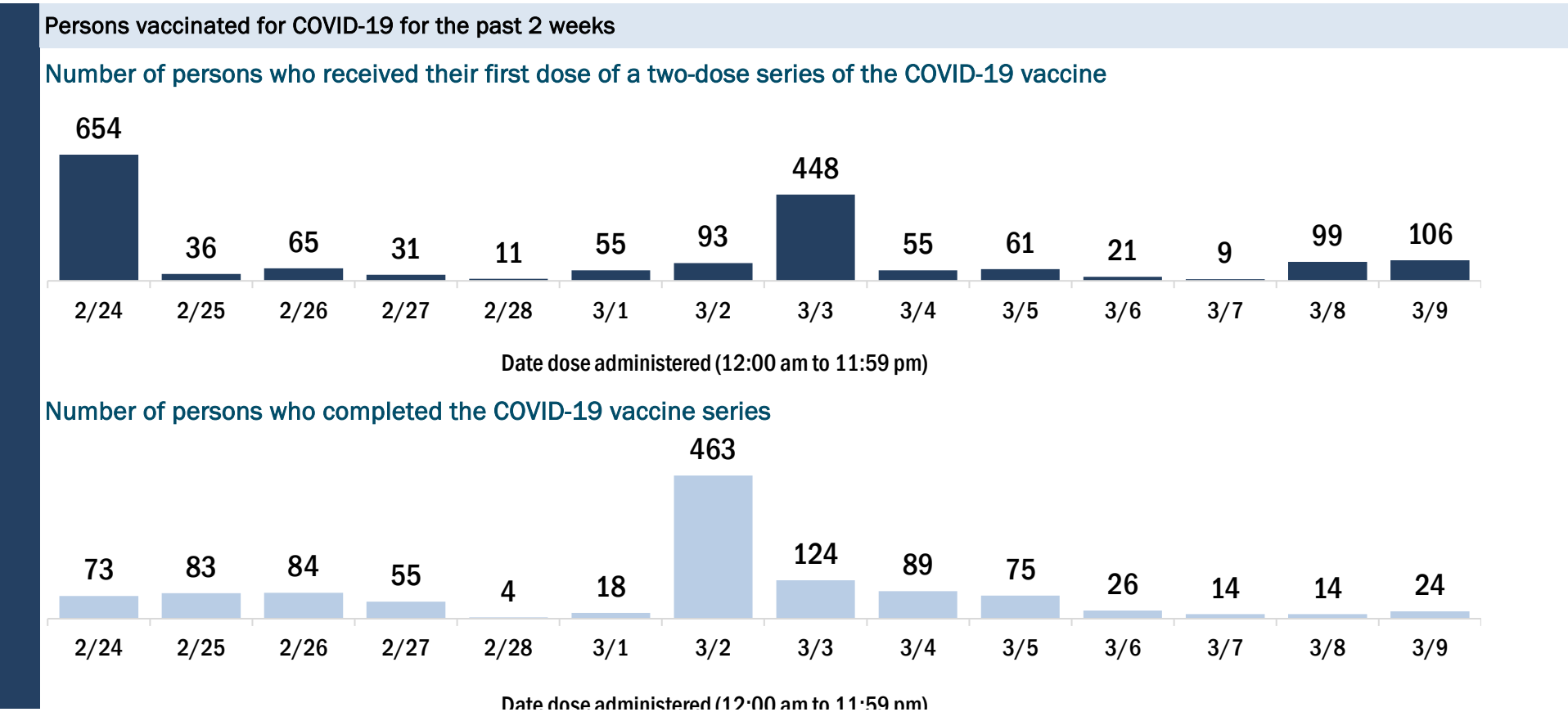
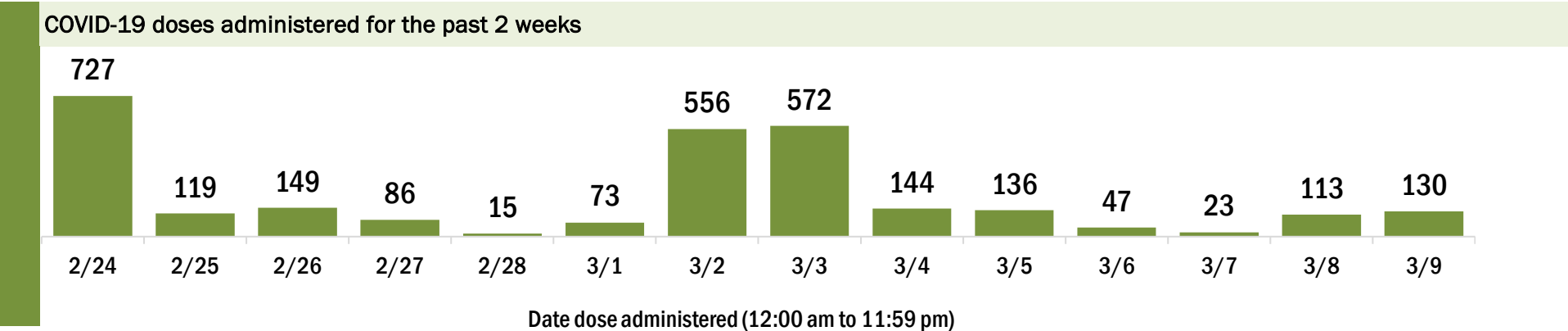
Data in this report are provisional and subject to change.

Data in this summary pertain to COVID-19 vaccines approved by the U.S. Food and Drug Administration and have been issued an Emergency Use Authorization (Janssen COVID-19 Vaccine, Moderna COVID-19 Vaccine and Pfizer-BioNTech COVID-19 Vaccine). These data summarize the number of people who have received either their first dose or have completed the series for a COVID-19 vaccine. **A person can only be counted in one category, first dose or series complete.** For persons receiving Moderna or Pfizer vaccines, once they receive their second dose, they are moved from the first dose column to the series completed column. **Because of this, the total first dose category may show a change from report to report not matching the total receiving their first dose from the previous day.** Persons receiving Johnson & Johnson vaccines will always be counted in the series completed column.

COVID-19 doses for vaccinated persons in Florida	
Doses administered	14,136
People receiving one dose of a 1-dose series (Johnson & Johnson) or receiving only one dose of a 2-dose series (Moderna, Pfizer) count once. Persons receiving both doses of a 2-dose series count twice.	

Current status of persons vaccinated for COVID-19 in Florida	
Total people vaccinated	9,157
First dose	4,158
Series completed	4,999
Completed 1-dose series	20
Completed 2-dose series	4,979
First dose: current number of people who have only received their first dose of the Moderna or Pfizer vaccine.	
Series complete: current number of people who have received both Moderna or Pfizer vaccine doses or one Johnson & Johnson dose and are considered fully immunized.	

Demographic summary	First dose	Series complete	Total people vaccinated
Age group	4,158	4,999	9,157
16-24 years	23	46	69
25-34 years	69	115	184
35-44 years	80	163	243
45-54 years	183	229	412
55-64 years	437	420	857
65-74 years	1,946	2,269	4,215
75-84 years	1,075	1,327	2,402
85+ years	345	430	775
Race	4,158	4,999	9,157
White	3,263	3,882	7,145
Black	344	285	629
American Indian/Alaskan	39	30	69
Other	278	394	672
Unknown	234	408	642
Other race includes Asian, native Hawaiian/Pacific Islander, or other.			
Ethnicity	4,158	4,999	9,157
Hispanic	119	97	216
Non-Hispanic	3,090	3,463	6,553
Unknown	949	1,439	2,388
Gender	4,158	4,999	9,157
Female	2,338	2,862	5,200
Male	1,816	2,136	3,952
Unknown	4	1	5



# COVID-19: Santa Rosa County vaccine summary

Vaccination data through Mar 9, 2021 as of Mar 10, 2021 at 12:05 AM

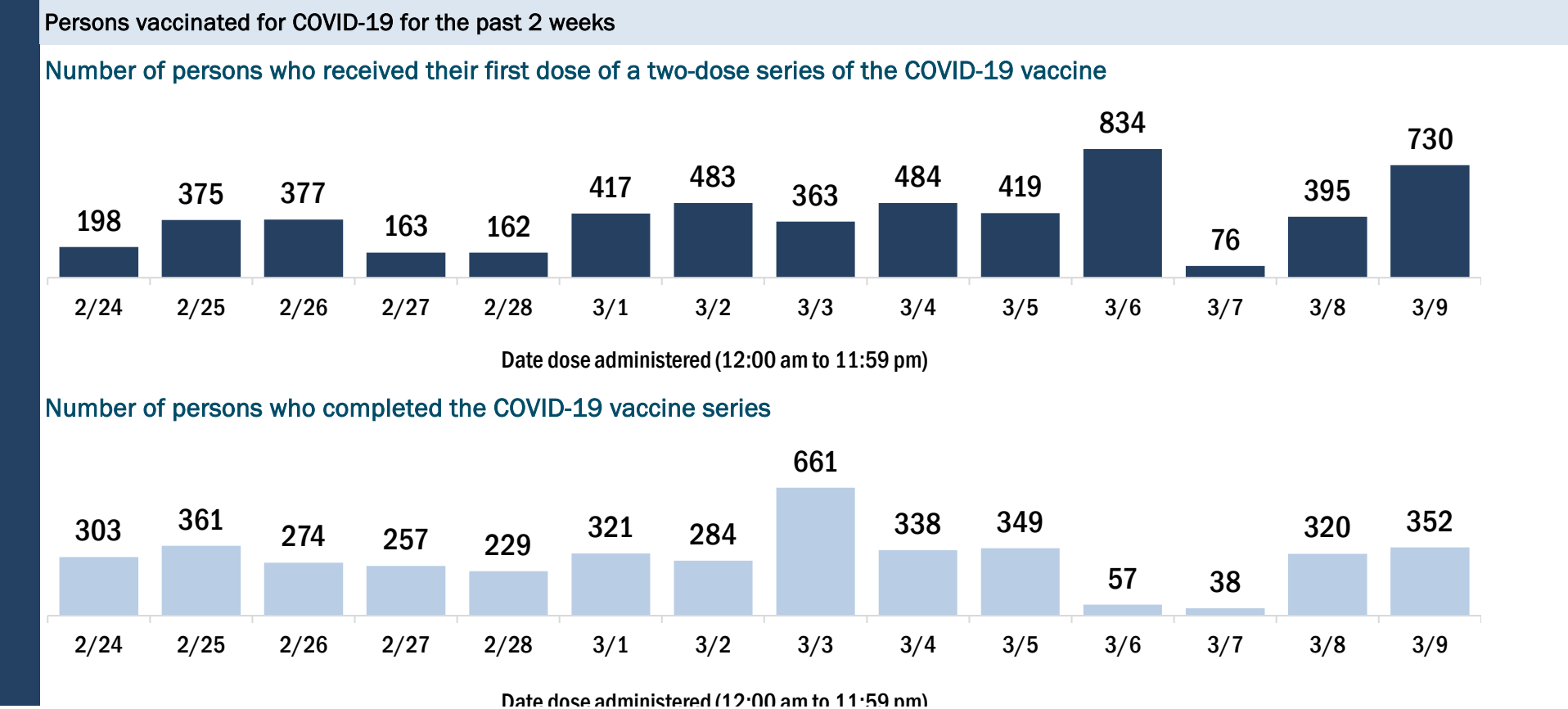
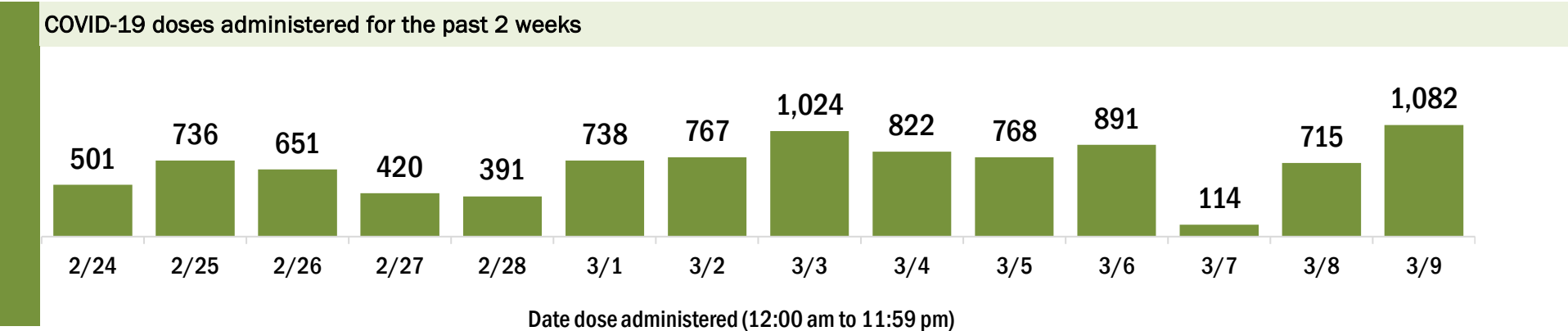
Data in this report are provisional and subject to change.

Data in this summary pertain to COVID-19 vaccines approved by the U.S. Food and Drug Administration and have been issued an Emergency Use Authorization (Janssen COVID-19 Vaccine, Moderna COVID-19 Vaccine and Pfizer-BioNTech COVID-19 Vaccine). These data summarize the number of people who have received either their first dose or have completed the series for a COVID-19 vaccine. **A person can only be counted in one category, first dose or series complete.** For persons receiving Moderna or Pfizer vaccines, once they receive their second dose, they are moved from the first dose column to the series completed column. **Because of this, the total first dose category may show a change from report to report not matching the total receiving their first dose from the previous day.** Persons receiving Johnson & Johnson vaccines will always be counted in the series completed column.

COVID-19 doses for vaccinated persons in Florida	
Doses administered	46,955
People receiving one dose of a 1-dose series (Johnson & Johnson) or receiving only one dose of a 2-dose series (Moderna, Pfizer) count once. Persons receiving both doses of a 2-dose series count twice.	

Current status of persons vaccinated for COVID-19 in Florida	
Total people vaccinated	30,263
First dose	13,491
Series completed	16,772
Completed 1-dose series	80
Completed 2-dose series	16,692
First dose: current number of people who have only received their first dose of the Moderna or Pfizer vaccine.	
Series complete: current number of people who have received both Moderna or Pfizer vaccine doses or one Johnson & Johnson dose and are considered fully immunized.	

Demographic summary	First dose	Series complete	Total people vaccinated
Age group	13,491	16,772	30,263
16-24 years	211	204	415
25-34 years	521	645	1,166
35-44 years	794	968	1,762
45-54 years	1,292	1,134	2,426
55-64 years	2,142	1,534	3,676
65-74 years	5,240	7,352	12,592
75-84 years	2,571	3,816	6,387
85+ years	720	1,119	1,839
Race	13,491	16,772	30,263
White	9,362	12,575	21,937
Black	389	362	751
American Indian/Alaskan	88	92	180
Other	854	1,300	2,154
Unknown	2,798	2,443	5,241
Other race includes Asian, native Hawaiian/Pacific Islander, or other.			
Ethnicity	13,491	16,772	30,263
Hispanic	278	187	465
Non-Hispanic	7,664	9,749	17,413
Unknown	5,549	6,836	12,385
Gender	13,491	16,772	30,263
Female	7,778	9,644	17,422
Male	5,704	7,128	12,832
Unknown	9	0	9





# COVID-19: Sarasota County vaccine summary

Vaccination data through Mar 9, 2021 as of Mar 10, 2021 at 12:05 AM

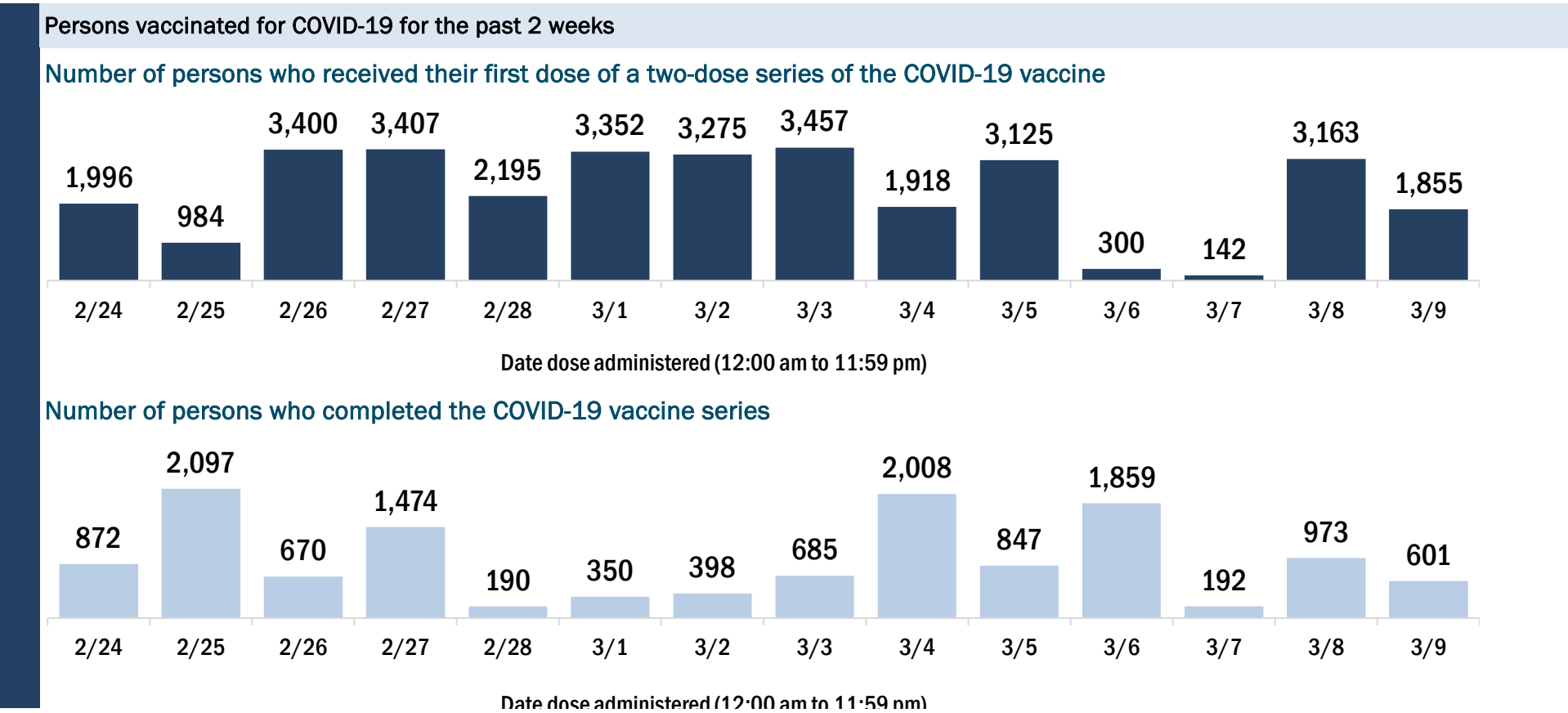
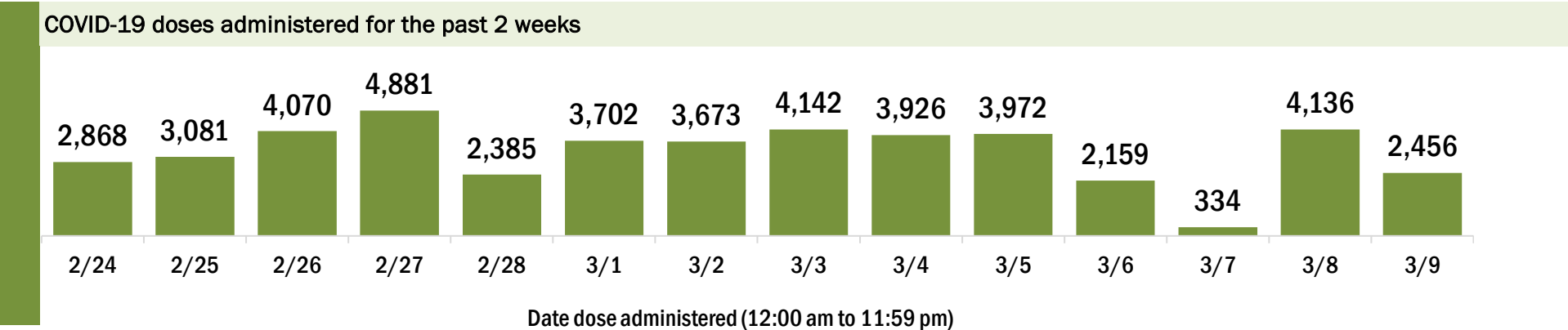
Data in this report are provisional and subject to change.

Data in this summary pertain to COVID-19 vaccines approved by the U.S. Food and Drug Administration and have been issued an Emergency Use Authorization (Janssen COVID-19 Vaccine, Moderna COVID-19 Vaccine and Pfizer-BioNTech COVID-19 Vaccine). These data summarize the number of people who have received either their first dose or have completed the series for a COVID-19 vaccine. **A person can only be counted in one category, first dose or series complete.** For persons receiving Moderna or Pfizer vaccines, once they receive their second dose, they are moved from the first dose column to the series completed column. **Because of this, the total first dose category may show a change from report to report not matching the total receiving their first dose from the previous day.** Persons receiving Johnson & Johnson vaccines will always be counted in the series completed column.

COVID-19 doses for vaccinated persons in Florida	
Doses administered	163,172
People receiving one dose of a 1-dose series (Johnson & Johnson) or receiving only one dose of a 2-dose series (Moderna, Pfizer) count once. Persons receiving both doses of a 2-dose series count twice.	

Current status of persons vaccinated for COVID-19 in Florida	
Total people vaccinated	114,113
First dose	64,719
Series completed	49,394
Completed 1-dose series	335
Completed 2-dose series	49,059
<b>First dose:</b> current number of people who have only received their first dose of the Moderna or Pfizer vaccine.	
<b>Series complete:</b> current number of people who have received both Moderna or Pfizer vaccine doses or one Johnson & Johnson dose and are considered fully immunized.	

Demographic summary	First dose	Series complete	Total people vaccinated
Age group	64,719	49,394	114,113
16-24 years	317	503	820
25-34 years	621	1,621	2,242
35-44 years	833	2,106	2,939
45-54 years	1,324	3,051	4,375
55-64 years	3,162	4,595	7,757
65-74 years	31,357	20,097	51,454
75-84 years	21,169	11,497	32,666
85+ years	5,936	5,924	11,860
Race	64,719	49,394	114,113
White	52,427	36,567	88,994
Black	588	551	1,139
American Indian/Alaskan	167	262	429
Other	3,009	6,292	9,301
Unknown	8,528	5,722	14,250
Other race includes Asian, native Hawaiian/Pacific Islander, or other.			
Ethnicity	64,719	49,394	114,113
Hispanic	999	892	1,891
Non-Hispanic	41,627	30,830	72,457
Unknown	22,093	17,672	39,765
Gender	64,719	49,394	114,113
Female	35,917	29,048	64,965
Male	28,744	20,307	49,051
Unknown	58	39	97



# COVID-19: Seminole County vaccine summary

Vaccination data through Mar 9, 2021 as of Mar 10, 2021 at 12:05 AM

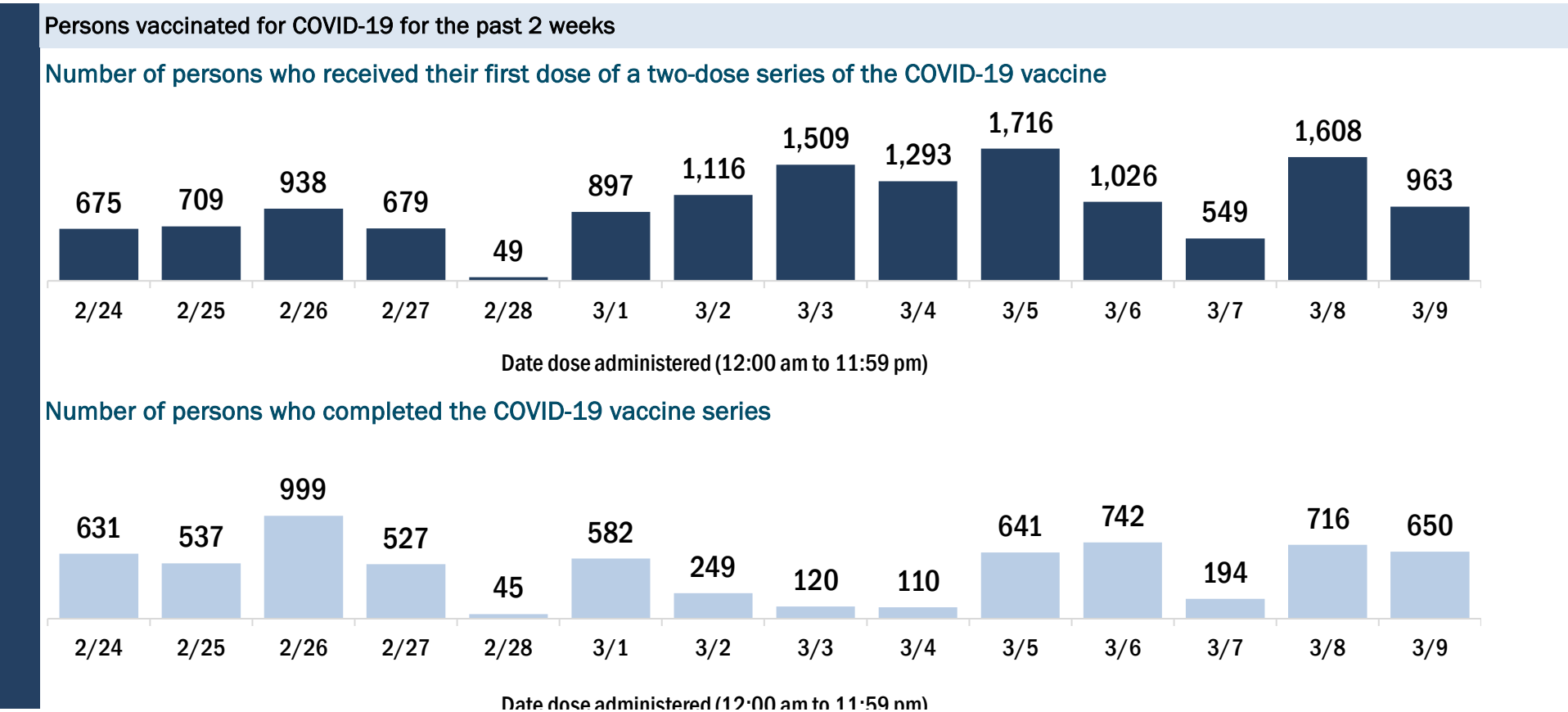
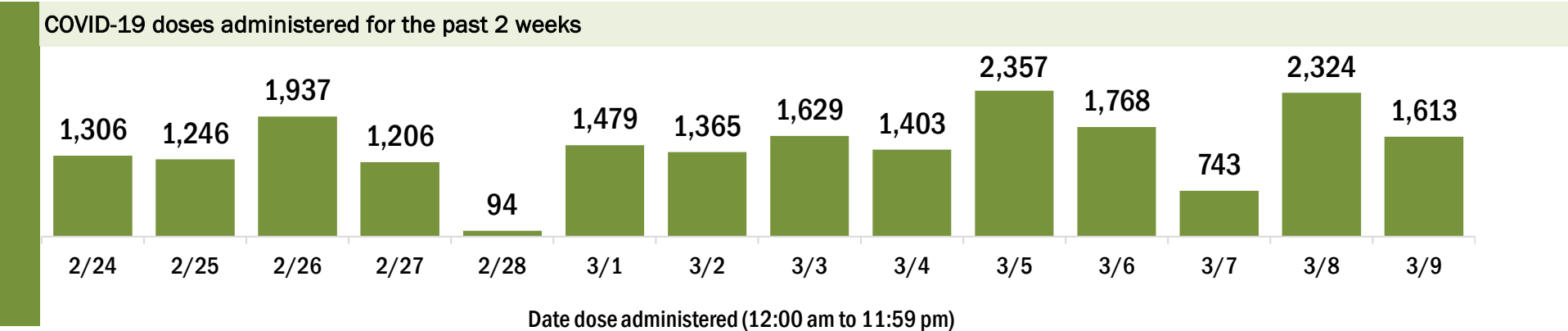
Data in this report are provisional and subject to change.

Data in this summary pertain to COVID-19 vaccines approved by the U.S. Food and Drug Administration and have been issued an Emergency Use Authorization (Janssen COVID-19 Vaccine, Moderna COVID-19 Vaccine and Pfizer-BioNTech COVID-19 Vaccine). These data summarize the number of people who have received either their first dose or have completed the series for a COVID-19 vaccine. **A person can only be counted in one category, first dose or series complete.** For persons receiving Moderna or Pfizer vaccines, once they receive their second dose, they are moved from the first dose column to the series completed column. **Because of this, the total first dose category may show a change from report to report not matching the total receiving their first dose from the previous day.** Persons receiving Johnson & Johnson vaccines will always be counted in the series completed column.

COVID-19 doses for vaccinated persons in Florida	
Doses administered	108,973
People receiving one dose of a 1-dose series (Johnson & Johnson) or receiving only one dose of a 2-dose series (Moderna, Pfizer) count once. Persons receiving both doses of a 2-dose series count twice.	

Current status of persons vaccinated for COVID-19 in Florida	
Total people vaccinated	67,626
First dose	25,561
Series completed	42,065
Completed 1-dose series	718
Completed 2-dose series	41,347
First dose: current number of people who have only received their first dose of the Moderna or Pfizer vaccine.	
Series complete: current number of people who have received both Moderna or Pfizer vaccine doses or one Johnson & Johnson dose and are considered fully immunized.	

Demographic summary	First dose	Series complete	Total people vaccinated
Age group	25,561	42,065	67,626
16-24 years	623	670	1,293
25-34 years	1,557	1,999	3,556
35-44 years	2,215	2,648	4,863
45-54 years	2,922	2,888	5,810
55-64 years	4,036	3,321	7,357
65-74 years	8,370	17,900	26,270
75-84 years	4,198	9,011	13,209
85+ years	1,640	3,628	5,268
Race	25,561	42,065	67,626
White	16,439	31,284	47,723
Black	1,932	2,133	4,065
American Indian/Alaskan	136	264	400
Other	3,367	6,875	10,242
Unknown	3,687	1,509	5,196
Other race includes Asian, native Hawaiian/Pacific Islander, or other.			
Ethnicity	25,561	42,065	67,626
Hispanic	2,362	3,271	5,633
Non-Hispanic	12,511	27,259	39,770
Unknown	10,688	11,535	22,223
Gender	25,561	42,065	67,626
Female	15,115	25,339	40,454
Male	10,194	16,708	26,902
Unknown	252	18	270



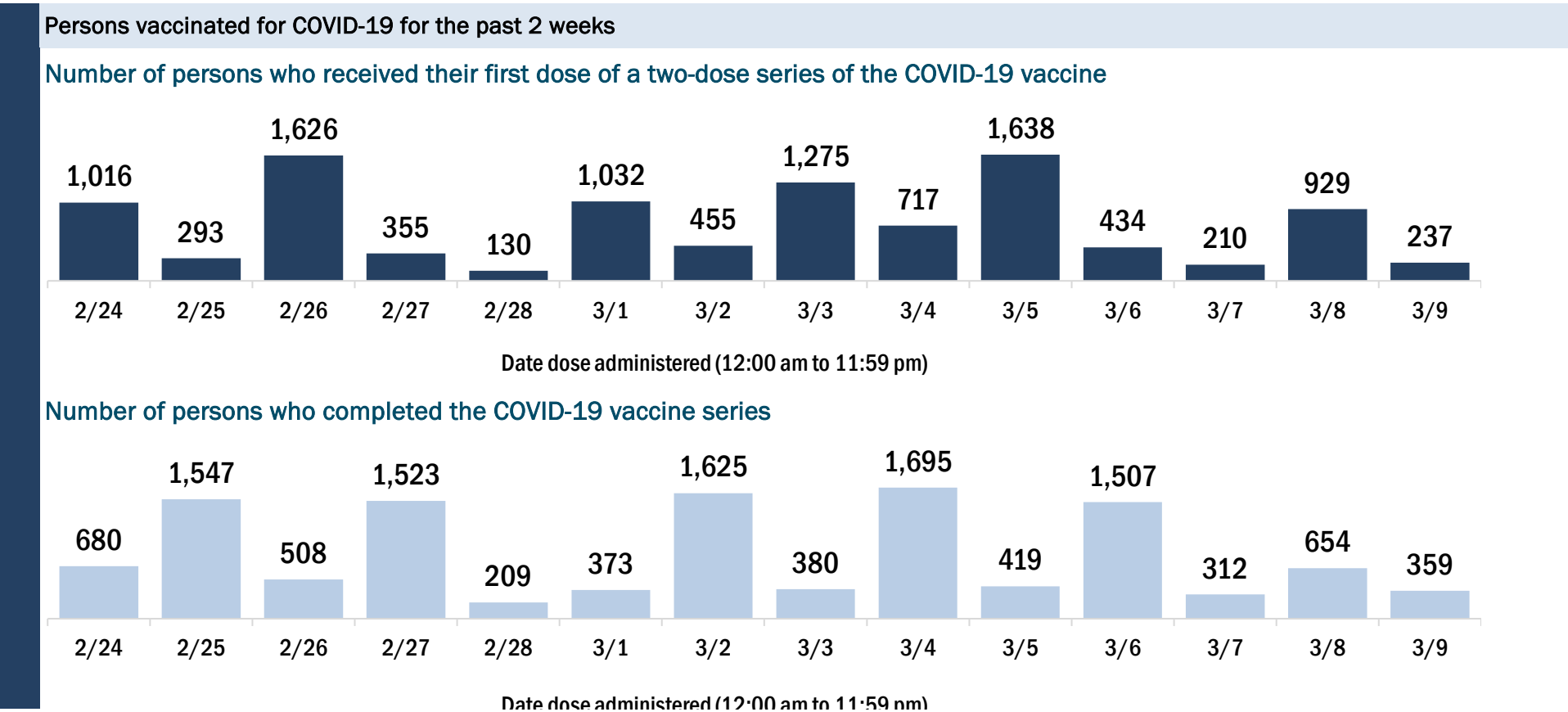
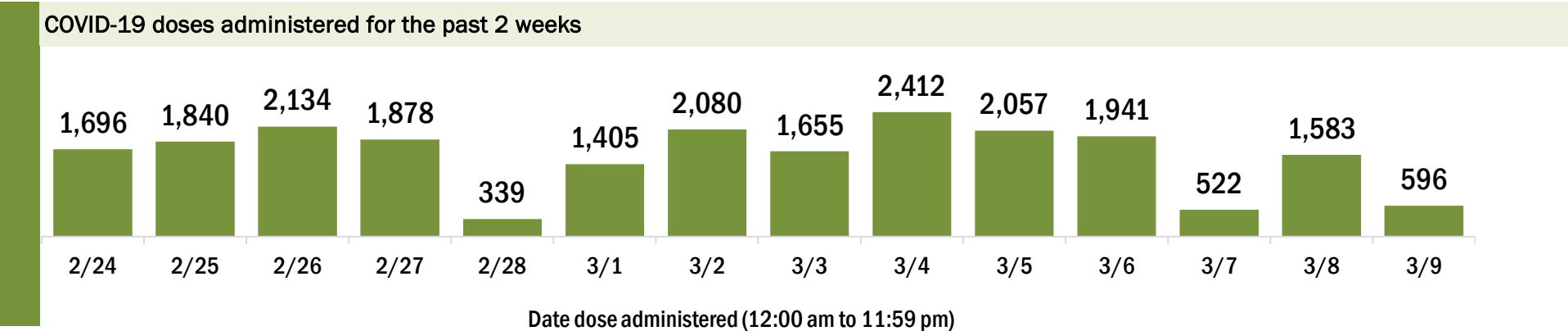
# COVID-19: St. Johns County vaccine summary

Vaccination data through Mar 9, 2021 as of Mar 10, 2021 at 12:05 AM

Data in this report are provisional and subject to change.

Data in this summary pertain to COVID-19 vaccines approved by the U.S. Food and Drug Administration and have been issued an Emergency Use Authorization (Janssen COVID-19 Vaccine, Moderna COVID-19 Vaccine and Pfizer-BioNTech COVID-19 Vaccine). These data summarize the number of people who have received either their first dose or have completed the series for a COVID-19 vaccine. **A person can only be counted in one category, first dose or series complete.** For persons receiving Moderna or Pfizer vaccines, once they receive their second dose, they are moved from the first dose column to the series completed column. **Because of this, the total first dose category may show a change from report to report not matching the total receiving their first dose from the previous day.** Persons receiving Johnson & Johnson vaccines will always be counted in the series completed column.

COVID-19 doses for vaccinated persons in Florida		Demographic summary			
Doses administered	109,671	First dose	Series complete	Total people vaccinated	
People receiving one dose of a 1-dose series (Johnson & Johnson) or receiving only one dose of a 2-dose series (Moderna, Pfizer) count once. Persons receiving both doses of a 2-dose series count twice.		Age group	21,362	44,384	65,746
		16-24 years	473	467	940
		25-34 years	727	1,447	2,174
		35-44 years	1,699	2,963	4,662
		45-54 years	2,359	2,883	5,242
		55-64 years	4,416	3,720	8,136
		65-74 years	7,098	20,040	27,138
		75-84 years	3,507	10,003	13,510
		85+ years	1,083	2,861	3,944
		Race	21,362	44,384	65,746
		White	15,408	32,990	48,398
		Black	809	1,020	1,829
		American Indian/Alaskan	127	126	253
		Other	1,713	4,736	6,449
		Unknown	3,305	5,512	8,817
		Other race includes Asian, native Hawaiian/Pacific Islander, or other.			
		Ethnicity	21,362	44,384	65,746
		Hispanic	768	988	1,756
		Non-Hispanic	13,154	27,690	40,844
		Unknown	7,440	15,706	23,146
		Gender	21,362	44,384	65,746
		Female	12,409	24,875	37,284
		Male	8,933	19,498	28,431
		Unknown	20	11	31



# COVID-19: St. Lucie County vaccine summary

Vaccination data through Mar 9, 2021 as of Mar 10, 2021 at 12:05 AM

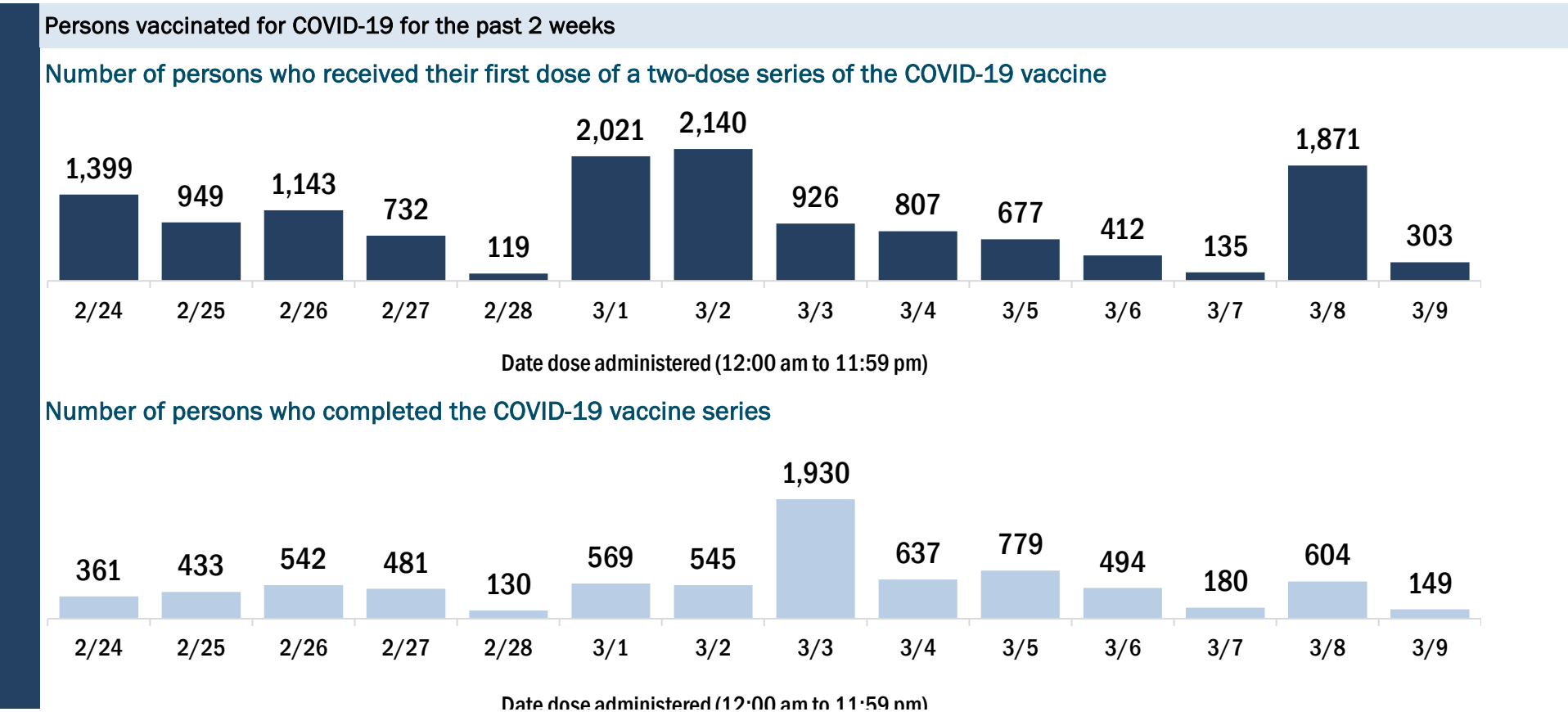
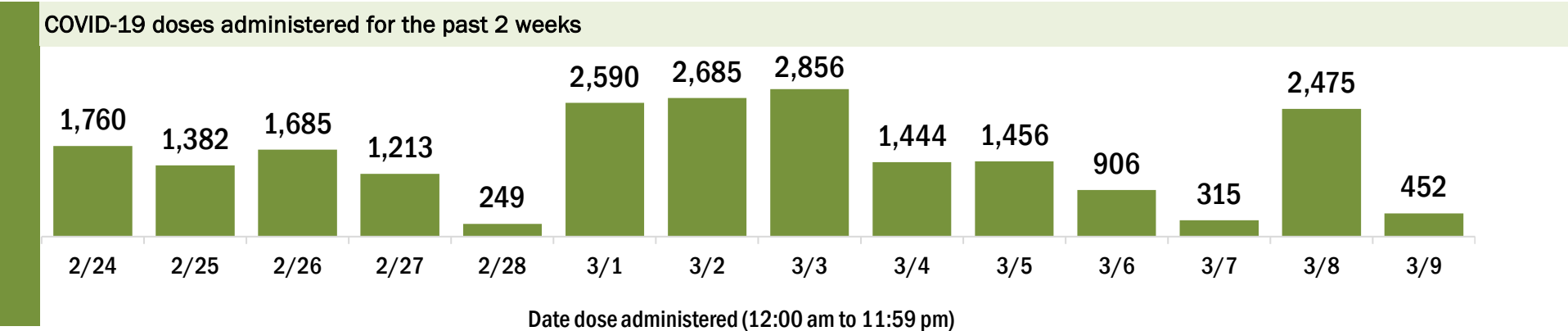
Data in this report are provisional and subject to change.

Data in this summary pertain to COVID-19 vaccines approved by the U.S. Food and Drug Administration and have been issued an Emergency Use Authorization (Janssen COVID-19 Vaccine, Moderna COVID-19 Vaccine and Pfizer-BioNTech COVID-19 Vaccine). These data summarize the number of people who have received either their first dose or have completed the series for a COVID-19 vaccine. **A person can only be counted in one category, first dose or series complete.** For persons receiving Moderna or Pfizer vaccines, once they receive their second dose, they are moved from the first dose column to the series completed column. **Because of this, the total first dose category may show a change from report to report not matching the total receiving their first dose from the previous day.** Persons receiving Johnson & Johnson vaccines will always be counted in the series completed column.

COVID-19 doses for vaccinated persons in Florida	
Doses administered	88,882
People receiving one dose of a 1-dose series (Johnson & Johnson) or receiving only one dose of a 2-dose series (Moderna, Pfizer) count once. Persons receiving both doses of a 2-dose series count twice.	

Current status of persons vaccinated for COVID-19 in Florida	
Total people vaccinated	58,706
First dose	28,465
Series completed	30,241
Completed 1-dose series	65
Completed 2-dose series	30,176
First dose: current number of people who have only received their first dose of the Moderna or Pfizer vaccine.	
Series complete: current number of people who have received both Moderna or Pfizer vaccine doses or one Johnson & Johnson dose and are considered fully immunized.	

Demographic summary	First dose	Series complete	Total people vaccinated
Age group	28,465	30,241	58,706
16-24 years	212	261	473
25-34 years	496	739	1,235
35-44 years	775	1,135	1,910
45-54 years	1,380	1,629	3,009
55-64 years	3,087	2,388	5,475
65-74 years	12,411	13,751	26,162
75-84 years	7,711	7,897	15,608
85+ years	2,393	2,441	4,834
Race	28,465	30,241	58,706
White	18,716	21,298	40,014
Black	2,713	1,848	4,561
American Indian/Alaskan	174	124	298
Other	1,878	3,289	5,167
Unknown	4,984	3,682	8,666
Other race includes Asian, native Hawaiian/Pacific Islander, or other.			
Ethnicity	28,465	30,241	58,706
Hispanic	1,926	1,359	3,285
Non-Hispanic	15,240	18,013	33,253
Unknown	11,299	10,869	22,168
Gender	28,465	30,241	58,706
Female	16,228	17,434	33,662
Male	12,171	12,800	24,971
Unknown	66	7	73





# COVID-19: Sumter County vaccine summary

Vaccination data through Mar 9, 2021 as of Mar 10, 2021 at 12:05 AM

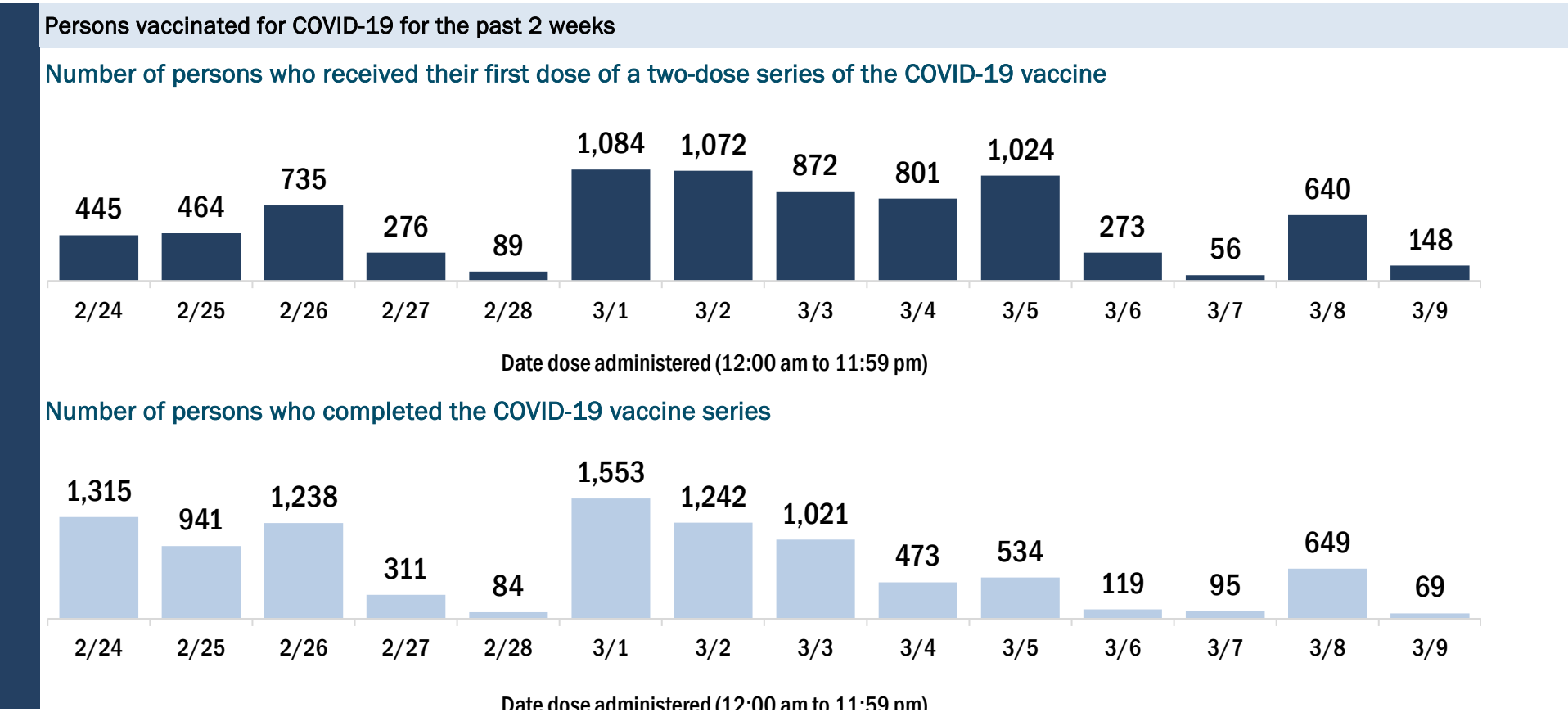
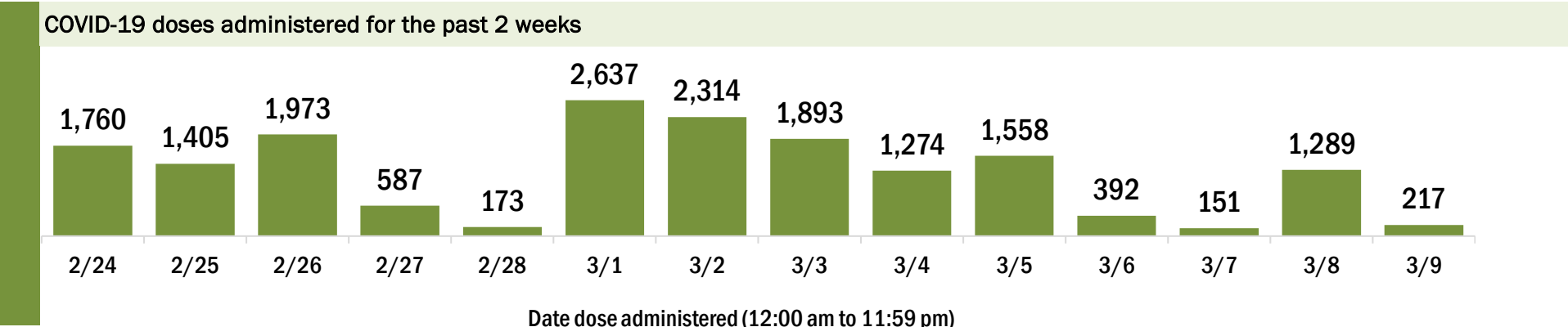
Data in this report are provisional and subject to change.

Data in this summary pertain to COVID-19 vaccines approved by the U.S. Food and Drug Administration and have been issued an Emergency Use Authorization (Janssen COVID-19 Vaccine, Moderna COVID-19 Vaccine and Pfizer-BioNTech COVID-19 Vaccine). These data summarize the number of people who have received either their first dose or have completed the series for a COVID-19 vaccine. **A person can only be counted in one category, first dose or series complete.** For persons receiving Moderna or Pfizer vaccines, once they receive their second dose, they are moved from the first dose column to the series completed column. **Because of this, the total first dose category may show a change from report to report not matching the total receiving their first dose from the previous day.** Persons receiving Johnson & Johnson vaccines will always be counted in the series completed column.

COVID-19 doses for vaccinated persons in Florida	
Doses administered	65,958
People receiving one dose of a 1-dose series (Johnson & Johnson) or receiving only one dose of a 2-dose series (Moderna, Pfizer) count once. Persons receiving both doses of a 2-dose series count twice.	

Current status of persons vaccinated for COVID-19 in Florida	
Total people vaccinated	43,859
First dose	21,674
Series completed	22,185
Completed 1-dose series	86
Completed 2-dose series	22,099
First dose: current number of people who have only received their first dose of the Moderna or Pfizer vaccine.	
Series complete: current number of people who have received both Moderna or Pfizer vaccine doses or one Johnson & Johnson dose and are considered fully immunized.	

Demographic summary	First dose	Series complete	Total people vaccinated
Age group	21,674	22,185	43,859
16-24 years	23	31	54
25-34 years	66	88	154
35-44 years	101	124	225
45-54 years	213	201	414
55-64 years	969	605	1,574
65-74 years	11,160	12,353	23,513
75-84 years	7,822	7,618	15,440
85+ years	1,320	1,165	2,485
Race	21,674	22,185	43,859
White	16,297	18,042	34,339
Black	225	201	426
American Indian/Alaskan	35	54	89
Other	1,023	1,073	2,096
Unknown	4,094	2,815	6,909
Other race includes Asian, native Hawaiian/Pacific Islander, or other.			
Ethnicity	21,674	22,185	43,859
Hispanic	269	228	497
Non-Hispanic	10,493	12,250	22,743
Unknown	10,912	9,707	20,619
Gender	21,674	22,185	43,859
Female	12,066	12,266	24,332
Male	9,536	9,914	19,450
Unknown	72	5	77



# COVID-19: Suwannee County vaccine summary

Vaccination data through Mar 9, 2021 as of Mar 10, 2021 at 12:05 AM

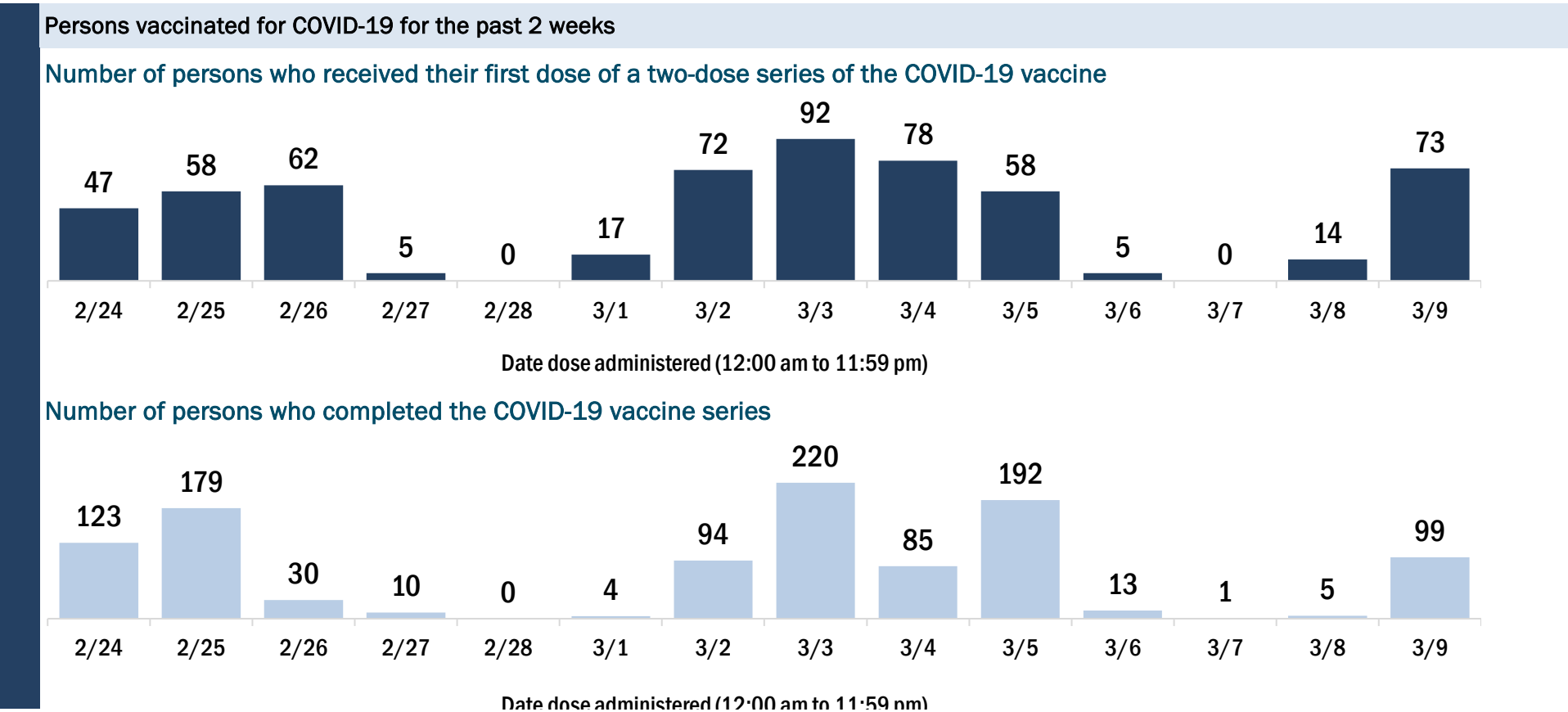
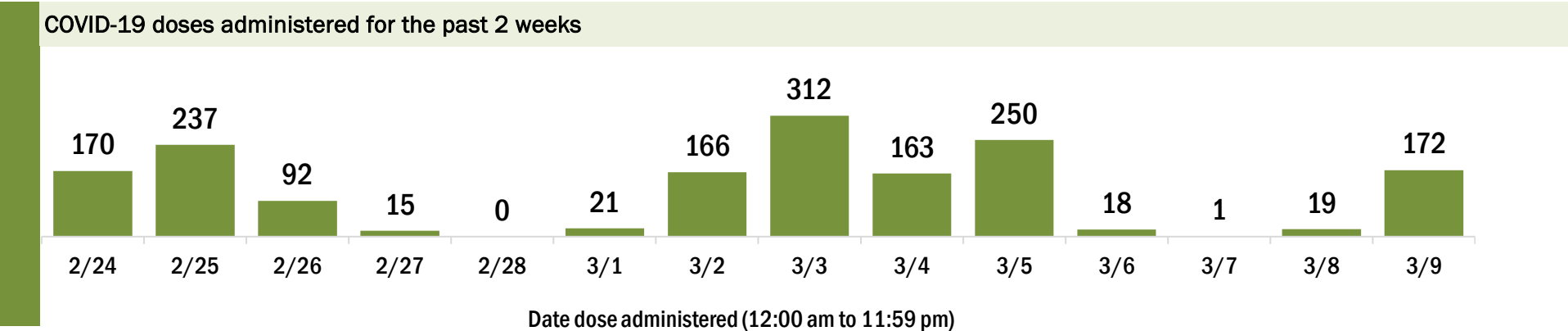
Data in this report are provisional and subject to change.

Data in this summary pertain to COVID-19 vaccines approved by the U.S. Food and Drug Administration and have been issued an Emergency Use Authorization (Janssen COVID-19 Vaccine, Moderna COVID-19 Vaccine and Pfizer-BioNTech COVID-19 Vaccine). These data summarize the number of people who have received either their first dose or have completed the series for a COVID-19 vaccine. **A person can only be counted in one category, first dose or series complete.** For persons receiving Moderna or Pfizer vaccines, once they receive their second dose, they are moved from the first dose column to the series completed column. **Because of this, the total first dose category may show a change from report to report not matching the total receiving their first dose from the previous day.** Persons receiving Johnson & Johnson vaccines will always be counted in the series completed column.

COVID-19 doses for vaccinated persons in Florida	
Doses administered	9,628
People receiving one dose of a 1-dose series (Johnson & Johnson) or receiving only one dose of a 2-dose series (Moderna, Pfizer) count once. Persons receiving both doses of a 2-dose series count twice.	

Current status of persons vaccinated for COVID-19 in Florida	
Total people vaccinated	5,582
First dose	1,532
Series completed	4,050
Completed 1-dose series	4
Completed 2-dose series	4,046
First dose: current number of people who have only received their first dose of the Moderna or Pfizer vaccine.	
Series complete: current number of people who have received both Moderna or Pfizer vaccine doses or one Johnson & Johnson dose and are considered fully immunized.	

Demographic summary	First dose	Series complete	Total people vaccinated
Age group	1,532	4,050	5,582
16-24 years	15	30	45
25-34 years	29	61	90
35-44 years	52	87	139
45-54 years	85	117	202
55-64 years	260	243	503
65-74 years	644	1,789	2,433
75-84 years	331	1,270	1,601
85+ years	116	453	569
Race	1,532	4,050	5,582
White	1,080	2,790	3,870
Black	146	206	352
American Indian/Alaskan	0	4	4
Other	100	279	379
Unknown	206	771	977
Other race includes Asian, native Hawaiian/Pacific Islander, or other.			
Ethnicity	1,532	4,050	5,582
Hispanic	43	50	93
Non-Hispanic	760	1,752	2,512
Unknown	729	2,248	2,977
Gender	1,532	4,050	5,582
Female	919	2,372	3,291
Male	613	1,678	2,291
Unknown	0	0	0



# COVID-19: Taylor County vaccine summary

Vaccination data through Mar 9, 2021 as of Mar 10, 2021 at 12:05 AM

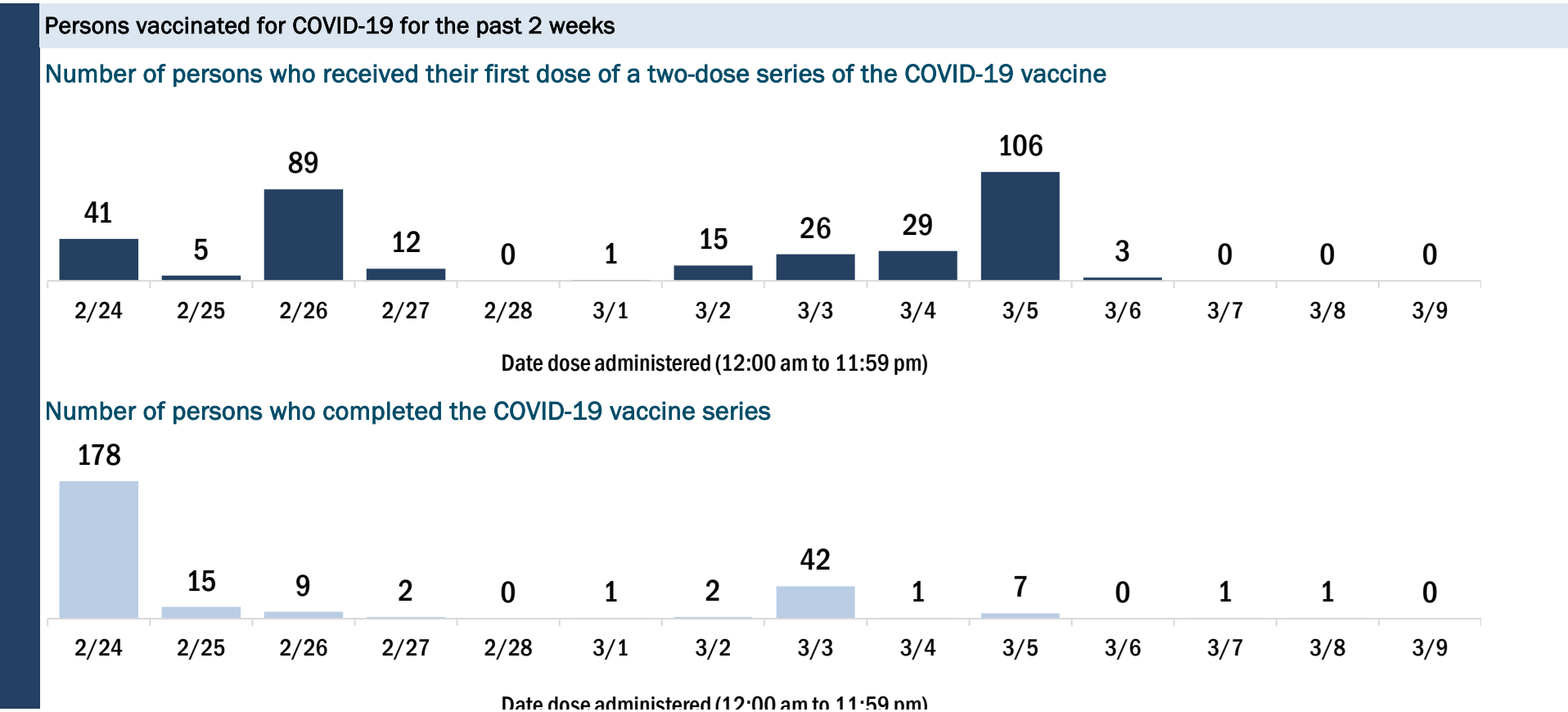
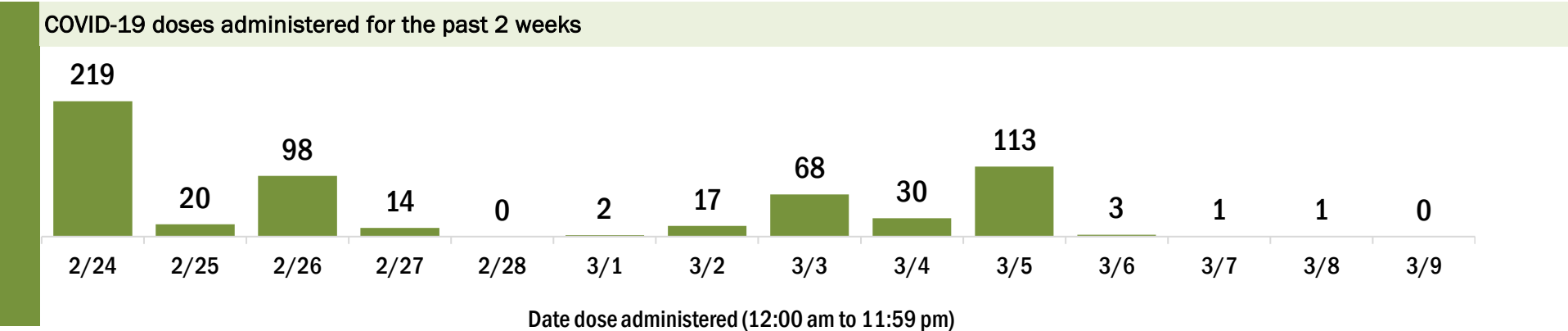
Data in this report are provisional and subject to change.

Data in this summary pertain to COVID-19 vaccines approved by the U.S. Food and Drug Administration and have been issued an Emergency Use Authorization (Janssen COVID-19 Vaccine, Moderna COVID-19 Vaccine and Pfizer-BioNTech COVID-19 Vaccine). These data summarize the number of people who have received either their first dose or have completed the series for a COVID-19 vaccine. **A person can only be counted in one category, first dose or series complete.** For persons receiving Moderna or Pfizer vaccines, once they receive their second dose, they are moved from the first dose column to the series completed column. **Because of this, the total first dose category may show a change from report to report not matching the total receiving their first dose from the previous day.** Persons receiving Johnson & Johnson vaccines will always be counted in the series completed column.

COVID-19 doses for vaccinated persons in Florida	
Doses administered	4,874
People receiving one dose of a 1-dose series (Johnson & Johnson) or receiving only one dose of a 2-dose series (Moderna, Pfizer) count once. Persons receiving both doses of a 2-dose series count twice.	

Current status of persons vaccinated for COVID-19 in Florida	
Total people vaccinated	3,206
First dose	1,537
Series completed	1,669
Completed 1-dose series	1
Completed 2-dose series	1,668
<b>First dose:</b> current number of people who have only received their first dose of the Moderna or Pfizer vaccine.	
<b>Series complete:</b> current number of people who have received both Moderna or Pfizer vaccine doses or one Johnson & Johnson dose and are considered fully immunized.	

Demographic summary	First dose	Series complete	Total people vaccinated
Age group	1,537	1,669	3,206
16-24 years	26	8	34
25-34 years	28	32	60
35-44 years	49	26	75
45-54 years	100	51	151
55-64 years	289	140	429
65-74 years	615	765	1,380
75-84 years	324	506	830
85+ years	106	141	247
Race	1,537	1,669	3,206
White	1,047	1,187	2,234
Black	176	110	286
American Indian/Alaskan	10	6	16
Other	52	160	212
Unknown	252	206	458
Other race includes Asian, native Hawaiian/Pacific Islander, or other.			
Ethnicity	1,537	1,669	3,206
Hispanic	15	18	33
Non-Hispanic	780	637	1,417
Unknown	742	1,014	1,756
Gender	1,537	1,669	3,206
Female	845	929	1,774
Male	692	740	1,432
Unknown	0	0	0



# COVID-19: Union County vaccine summary

Vaccination data through Mar 9, 2021 as of Mar 10, 2021 at 12:05 AM

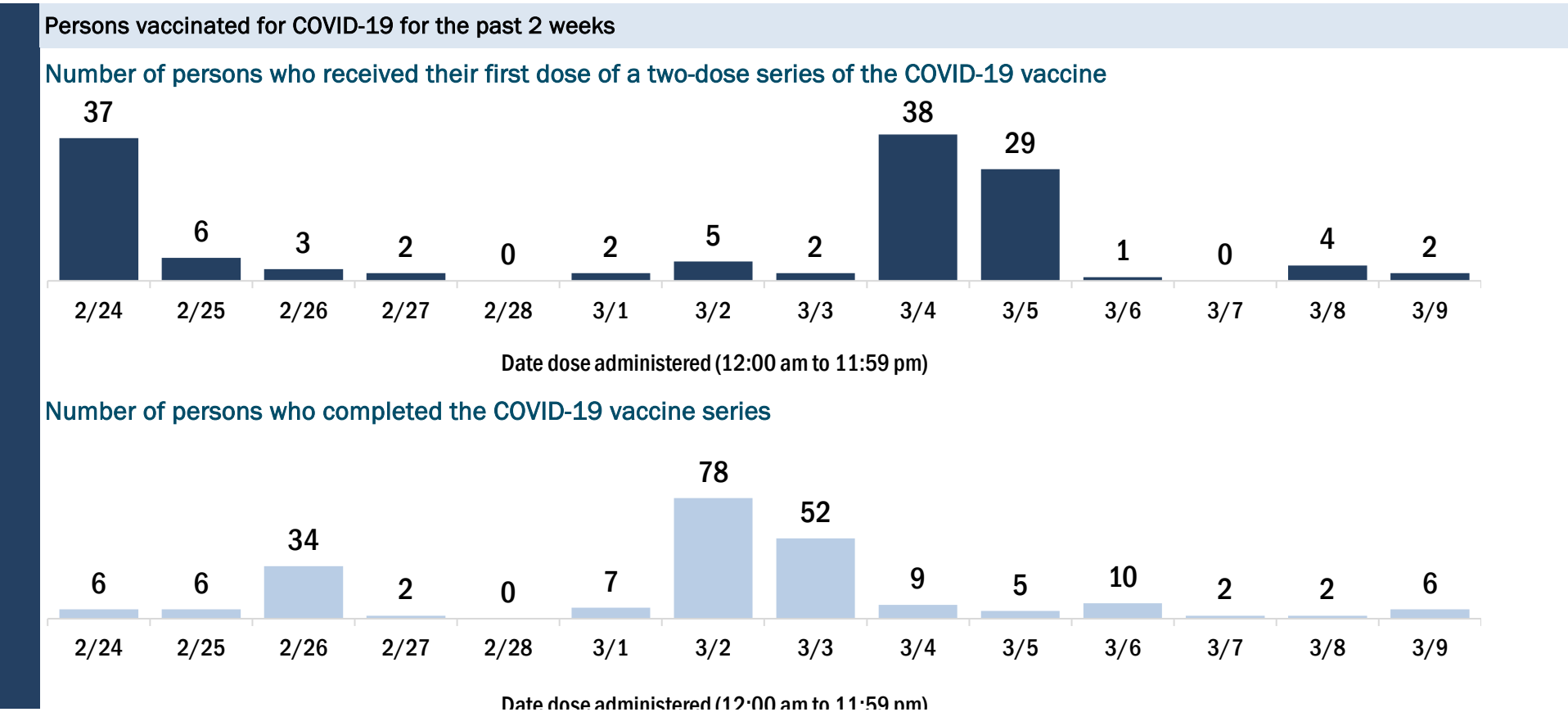
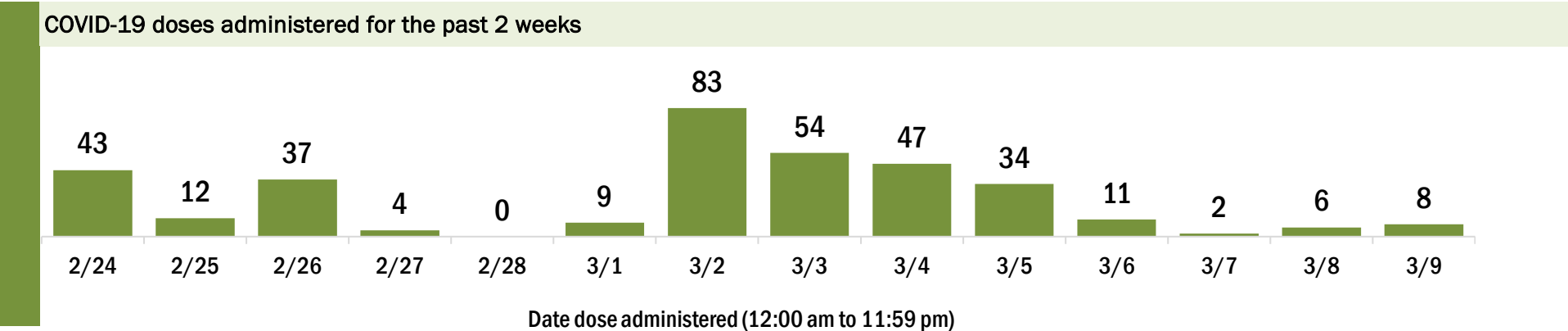
Data in this report are provisional and subject to change.

Data in this summary pertain to COVID-19 vaccines approved by the U.S. Food and Drug Administration and have been issued an Emergency Use Authorization (Janssen COVID-19 Vaccine, Moderna COVID-19 Vaccine and Pfizer-BioNTech COVID-19 Vaccine). These data summarize the number of people who have received either their first dose or have completed the series for a COVID-19 vaccine. **A person can only be counted in one category, first dose or series complete.** For persons receiving Moderna or Pfizer vaccines, once they receive their second dose, they are moved from the first dose column to the series completed column. **Because of this, the total first dose category may show a change from report to report not matching the total receiving their first dose from the previous day.** Persons receiving Johnson & Johnson vaccines will always be counted in the series completed column.

COVID-19 doses for vaccinated persons in Florida	
Doses administered	2,343
People receiving one dose of a 1-dose series (Johnson & Johnson) or receiving only one dose of a 2-dose series (Moderna, Pfizer) count once. Persons receiving both doses of a 2-dose series count twice.	

Current status of persons vaccinated for COVID-19 in Florida	
Total people vaccinated	1,329
First dose	313
Series completed	1,016
Completed 1-dose series	2
Completed 2-dose series	1,014
<b>First dose:</b> current number of people who have only received their first dose of the Moderna or Pfizer vaccine.	
<b>Series complete:</b> current number of people who have received both Moderna or Pfizer vaccine doses or one Johnson & Johnson dose and are considered fully immunized.	

Demographic summary	First dose	Series complete	Total people vaccinated
Age group	313	1,016	1,329
16-24 years	4	8	12
25-34 years	14	43	57
35-44 years	11	32	43
45-54 years	18	44	62
55-64 years	41	81	122
65-74 years	139	445	584
75-84 years	66	280	346
85+ years	20	83	103
Race	313	1,016	1,329
White	236	847	1,083
Black	34	57	91
American Indian/Alaskan	4	8	12
Other	30	91	121
Unknown	9	13	22
Other race includes Asian, native Hawaiian/Pacific Islander, or other.			
Ethnicity	313	1,016	1,329
Hispanic	8	16	24
Non-Hispanic	264	950	1,214
Unknown	41	50	91
Gender	313	1,016	1,329
Female	185	572	757
Male	128	444	572
Unknown	0	0	0





# COVID-19: Volusia County vaccine summary

Vaccination data through Mar 9, 2021 as of Mar 10, 2021 at 12:05 AM

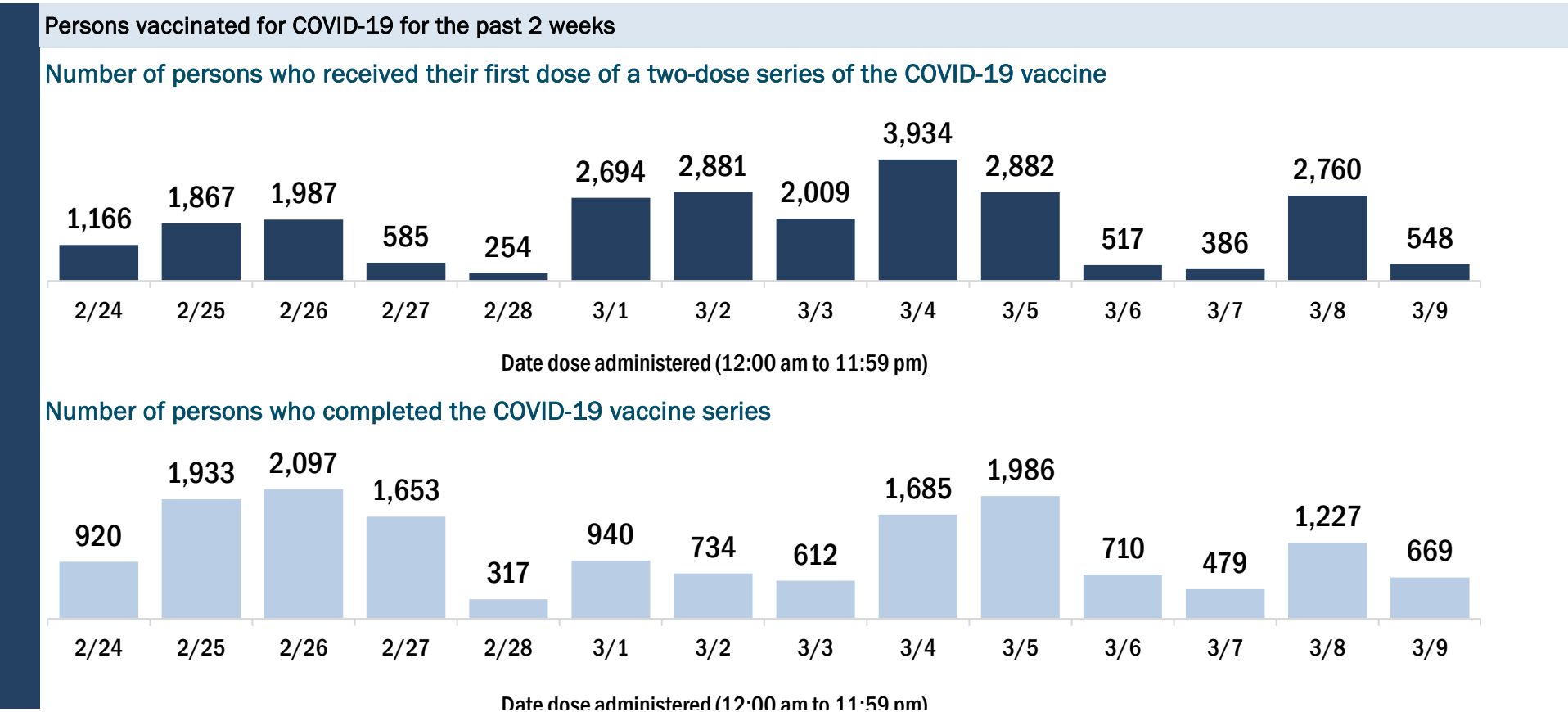
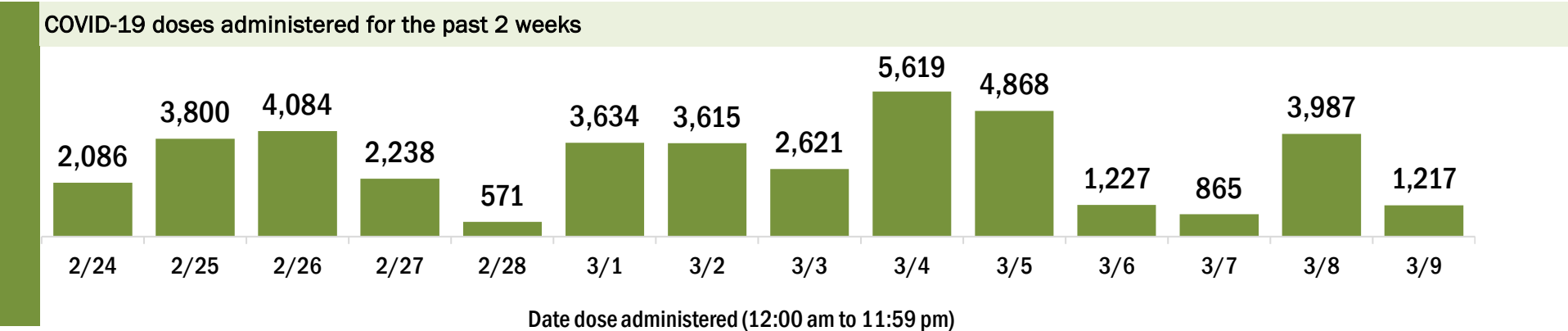
Data in this report are provisional and subject to change.

Data in this summary pertain to COVID-19 vaccines approved by the U.S. Food and Drug Administration and have been issued an Emergency Use Authorization (Janssen COVID-19 Vaccine, Moderna COVID-19 Vaccine and Pfizer-BioNTech COVID-19 Vaccine). These data summarize the number of people who have received either their first dose or have completed the series for a COVID-19 vaccine. **A person can only be counted in one category, first dose or series complete.** For persons receiving Moderna or Pfizer vaccines, once they receive their second dose, they are moved from the first dose column to the series completed column. **Because of this, the total first dose category may show a change from report to report not matching the total receiving their first dose from the previous day.** Persons receiving Johnson & Johnson vaccines will always be counted in the series completed column.

COVID-19 doses for vaccinated persons in Florida	
Doses administered	146,818
People receiving one dose of a 1-dose series (Johnson & Johnson) or receiving only one dose of a 2-dose series (Moderna, Pfizer) count once. Persons receiving both doses of a 2-dose series count twice.	

Current status of persons vaccinated for COVID-19 in Florida	
Total people vaccinated	95,889
First dose	44,152
Series completed	51,737
Completed 1-dose series	808
Completed 2-dose series	50,929
First dose: current number of people who have only received their first dose of the Moderna or Pfizer vaccine.	
Series complete: current number of people who have received both Moderna or Pfizer vaccine doses or one Johnson & Johnson dose and are considered fully immunized.	

Demographic summary	First dose	Series complete	Total people vaccinated
Age group	44,152	51,737	95,889
16-24 years	344	575	919
25-34 years	808	1,625	2,433
35-44 years	1,157	2,164	3,321
45-54 years	2,062	3,009	5,071
55-64 years	4,241	4,628	8,869
65-74 years	19,884	22,642	42,526
75-84 years	11,910	12,172	24,082
85+ years	3,746	4,922	8,668
Race	44,152	51,737	95,889
White	28,392	31,316	59,708
Black	2,170	1,146	3,316
American Indian/Alaskan	184	159	343
Other	3,512	9,654	13,166
Unknown	9,894	9,462	19,356
Other race includes Asian, native Hawaiian/Pacific Islander, or other.			
Ethnicity	44,152	51,737	95,889
Hispanic	1,940	1,274	3,214
Non-Hispanic	20,238	21,138	41,376
Unknown	21,974	29,325	51,299
Gender	44,152	51,737	95,889
Female	25,358	30,359	55,717
Male	18,036	20,996	39,032
Unknown	758	382	1,140



# COVID-19: Wakulla County vaccine summary

Vaccination data through Mar 9, 2021 as of Mar 10, 2021 at 12:05 AM

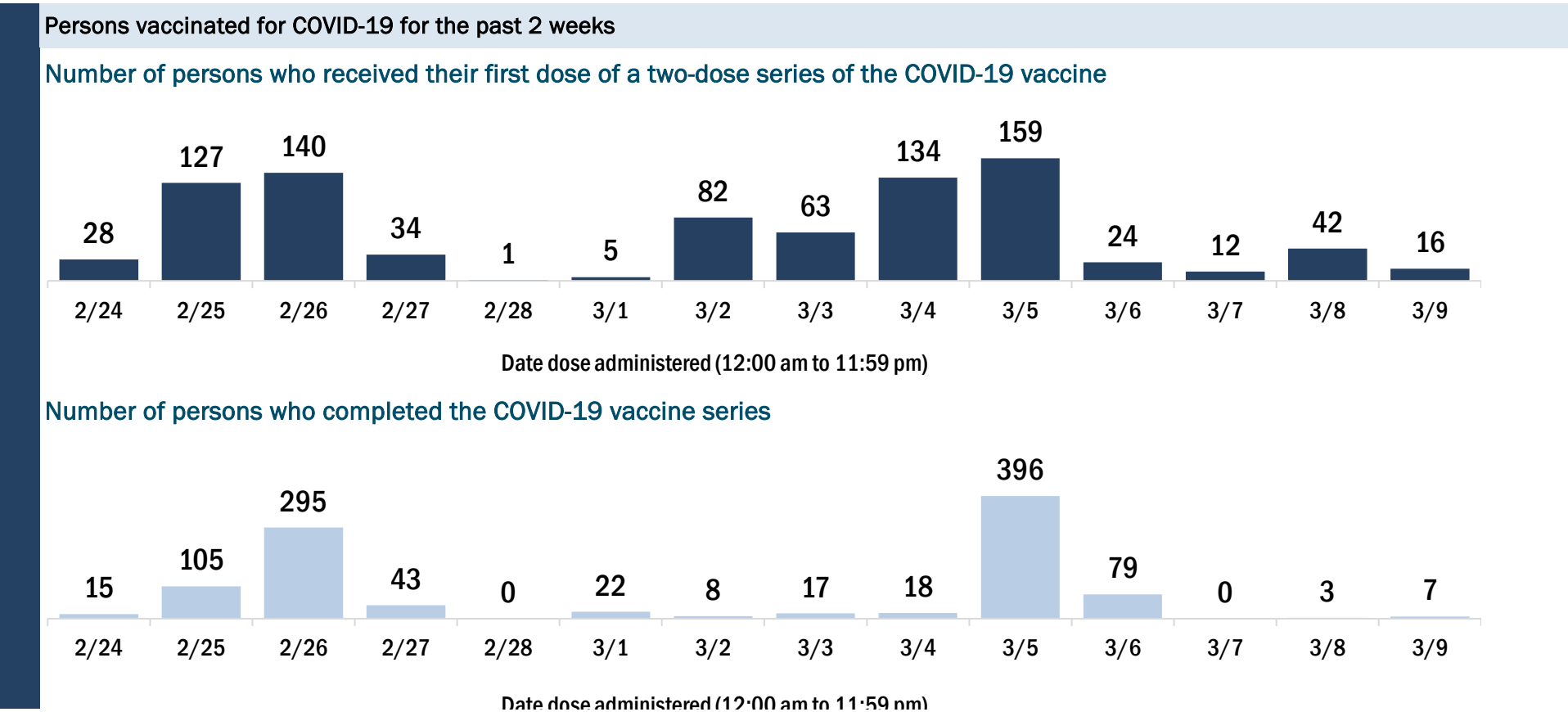
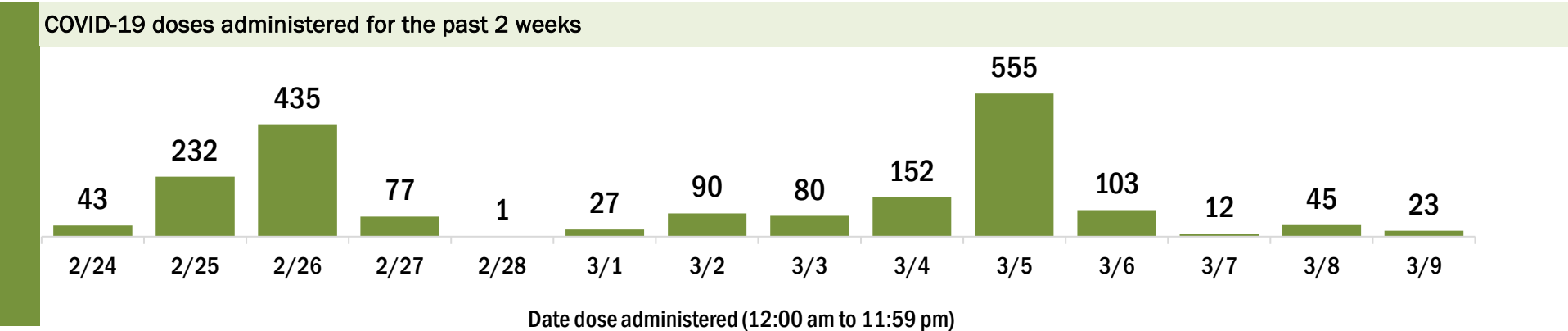
Data in this report are provisional and subject to change.

Data in this summary pertain to COVID-19 vaccines approved by the U.S. Food and Drug Administration and have been issued an Emergency Use Authorization (Janssen COVID-19 Vaccine, Moderna COVID-19 Vaccine and Pfizer-BioNTech COVID-19 Vaccine). These data summarize the number of people who have received either their first dose or have completed the series for a COVID-19 vaccine. **A person can only be counted in one category, first dose or series complete.** For persons receiving Moderna or Pfizer vaccines, once they receive their second dose, they are moved from the first dose column to the series completed column. **Because of this, the total first dose category may show a change from report to report not matching the total receiving their first dose from the previous day.** Persons receiving Johnson & Johnson vaccines will always be counted in the series completed column.

COVID-19 doses for vaccinated persons in Florida	
Doses administered	9,324
People receiving one dose of a 1-dose series (Johnson & Johnson) or receiving only one dose of a 2-dose series (Moderna, Pfizer) count once. Persons receiving both doses of a 2-dose series count twice.	

Current status of persons vaccinated for COVID-19 in Florida	
Total people vaccinated	5,733
First dose	2,140
Series completed	3,593
Completed 1-dose series	2
Completed 2-dose series	3,591
First dose: current number of people who have only received their first dose of the Moderna or Pfizer vaccine.	
Series complete: current number of people who have received both Moderna or Pfizer vaccine doses or one Johnson & Johnson dose and are considered fully immunized.	

Demographic summary	First dose	Series complete	Total people vaccinated
Age group	2,140	3,593	5,733
16-24 years	30	24	54
25-34 years	71	95	166
35-44 years	138	128	266
45-54 years	258	144	402
55-64 years	522	259	781
65-74 years	719	1,845	2,564
75-84 years	321	880	1,201
85+ years	81	218	299
Race	2,140	3,593	5,733
White	1,543	2,740	4,283
Black	146	181	327
American Indian/Alaskan	6	24	30
Other	245	465	710
Unknown	200	183	383
Other race includes Asian, native Hawaiian/Pacific Islander, or other.			
Ethnicity	2,140	3,593	5,733
Hispanic	32	34	66
Non-Hispanic	1,447	2,704	4,151
Unknown	661	855	1,516
Gender	2,140	3,593	5,733
Female	1,261	1,972	3,233
Male	878	1,620	2,498
Unknown	1	1	2



# COVID-19: Walton County vaccine summary

Vaccination data through Mar 9, 2021 as of Mar 10, 2021 at 12:05 AM

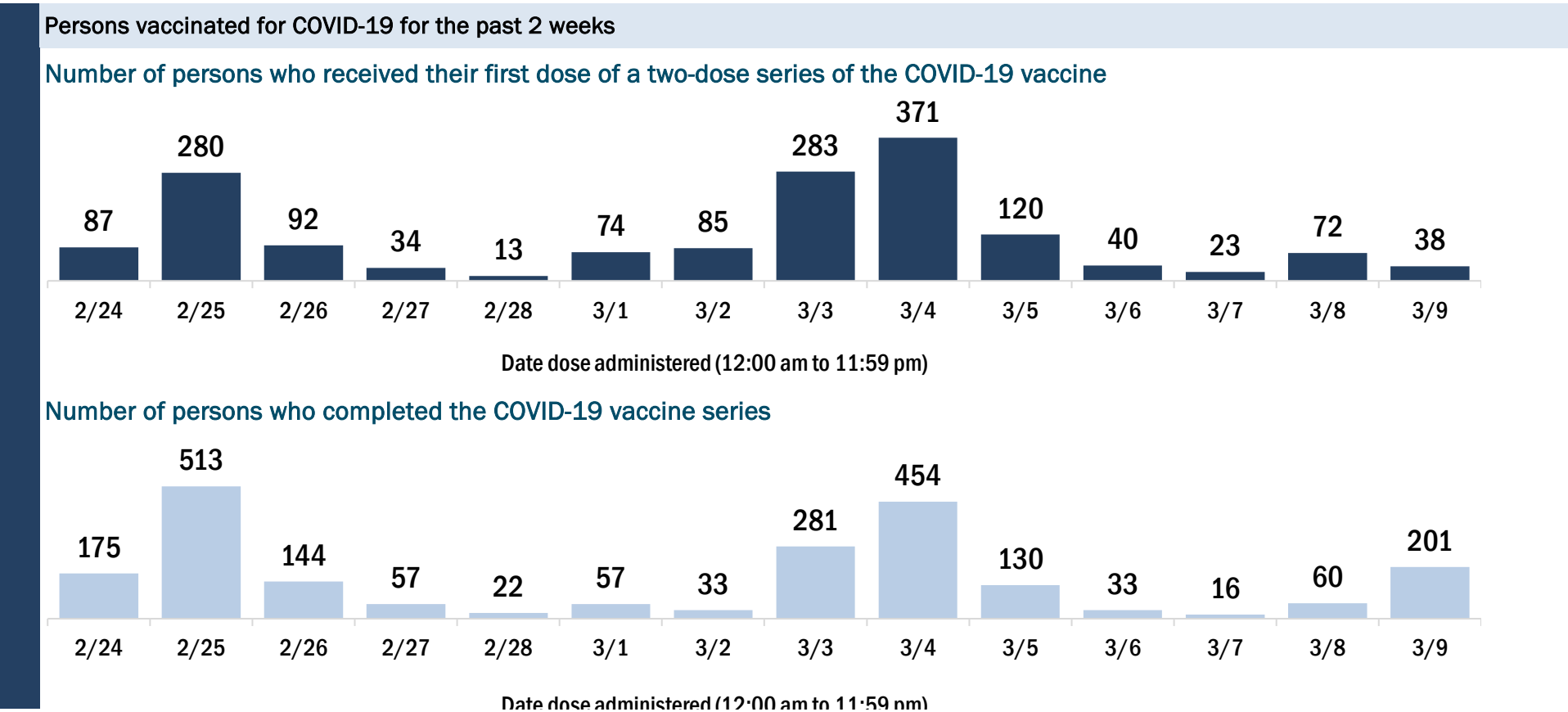
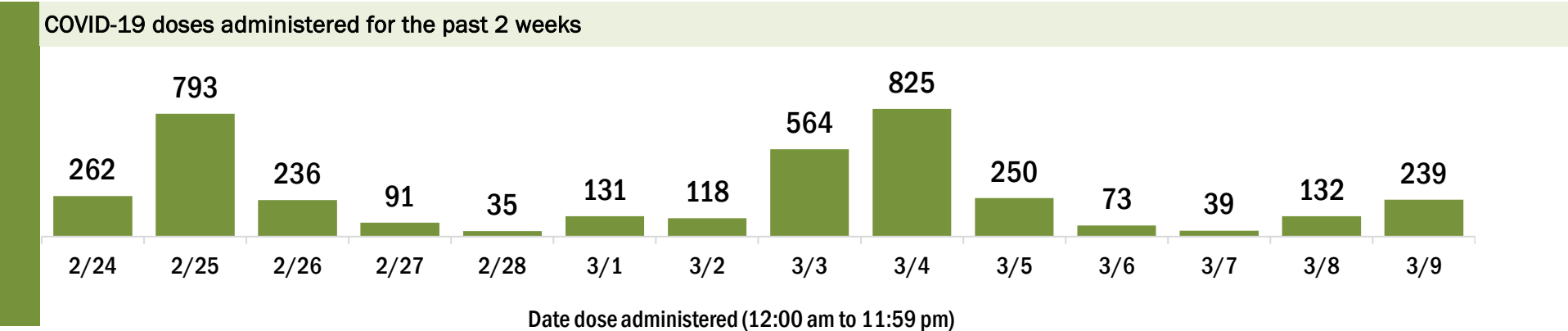
Data in this report are provisional and subject to change.

Data in this summary pertain to COVID-19 vaccines approved by the U.S. Food and Drug Administration and have been issued an Emergency Use Authorization (Janssen COVID-19 Vaccine, Moderna COVID-19 Vaccine and Pfizer-BioNTech COVID-19 Vaccine). These data summarize the number of people who have received either their first dose or have completed the series for a COVID-19 vaccine. **A person can only be counted in one category, first dose or series complete.** For persons receiving Moderna or Pfizer vaccines, once they receive their second dose, they are moved from the first dose column to the series completed column. **Because of this, the total first dose category may show a change from report to report not matching the total receiving their first dose from the previous day.** Persons receiving Johnson & Johnson vaccines will always be counted in the series completed column.

COVID-19 doses for vaccinated persons in Florida	
Doses administered	19,819
People receiving one dose of a 1-dose series (Johnson & Johnson) or receiving only one dose of a 2-dose series (Moderna, Pfizer) count once. Persons receiving both doses of a 2-dose series count twice.	

Current status of persons vaccinated for COVID-19 in Florida	
Total people vaccinated	11,980
First dose	4,116
Series completed	7,864
Completed 1-dose series	25
Completed 2-dose series	7,839
First dose: current number of people who have only received their first dose of the Moderna or Pfizer vaccine.	
Series complete: current number of people who have received both Moderna or Pfizer vaccine doses or one Johnson & Johnson dose and are considered fully immunized.	

Demographic summary	First dose	Series complete	Total people vaccinated
Age group	4,116	7,864	11,980
16-24 years	26	46	72
25-34 years	100	129	229
35-44 years	208	228	436
45-54 years	292	334	626
55-64 years	676	655	1,331
65-74 years	1,789	4,157	5,946
75-84 years	823	1,797	2,620
85+ years	202	518	720
Race	4,116	7,864	11,980
White	3,139	6,024	9,163
Black	83	106	189
American Indian/Alaskan	10	28	38
Other	211	363	574
Unknown	673	1,343	2,016
Other race includes Asian, native Hawaiian/Pacific Islander, or other.			
Ethnicity	4,116	7,864	11,980
Hispanic	67	74	141
Non-Hispanic	2,717	5,087	7,804
Unknown	1,332	2,703	4,035
Gender	4,116	7,864	11,980
Female	2,225	4,314	6,539
Male	1,889	3,549	5,438
Unknown	2	1	3



# COVID-19: Washington County vaccine summary

Vaccination data through Mar 9, 2021 as of Mar 10, 2021 at 12:05 AM

Data in this report are provisional and subject to change.

Data in this summary pertain to COVID-19 vaccines approved by the U.S. Food and Drug Administration and have been issued an Emergency Use Authorization (Janssen COVID-19 Vaccine, Moderna COVID-19 Vaccine and Pfizer-BioNTech COVID-19 Vaccine). These data summarize the number of people who have received either their first dose or have completed the series for a COVID-19 vaccine. **A person can only be counted in one category, first dose or series complete.** For persons receiving Moderna or Pfizer vaccines, once they receive their second dose, they are moved from the first dose column to the series completed column. **Because of this, the total first dose category may show a change from report to report not matching the total receiving their first dose from the previous day.** Persons receiving Johnson & Johnson vaccines will always be counted in the series completed column.

COVID-19 doses for vaccinated persons in Florida	
Doses administered	4,837
People receiving one dose of a 1-dose series (Johnson & Johnson) or receiving only one dose of a 2-dose series (Moderna, Pfizer) count once. Persons receiving both doses of a 2-dose series count twice.	

Current status of persons vaccinated for COVID-19 in Florida	
Total people vaccinated	3,017
First dose	1,197
Series completed	1,820
Completed 1-dose series	0
Completed 2-dose series	1,820
First dose: current number of people who have only received their first dose of the Moderna or Pfizer vaccine.	
Series complete: current number of people who have received both Moderna or Pfizer vaccine doses or one Johnson & Johnson dose and are considered fully immunized.	

Demographic summary	First dose	Series complete	Total people vaccinated
Age group	1,197	1,820	3,017
16-24 years	14	11	25
25-34 years	35	39	74
35-44 years	50	65	115
45-54 years	104	99	203
55-64 years	200	172	372
65-74 years	466	774	1,240
75-84 years	235	495	730
85+ years	93	165	258
Race	1,197	1,820	3,017
White	932	1,429	2,361
Black	137	126	263
American Indian/Alaskan	12	22	34
Other	54	117	171
Unknown	62	126	188
Other race includes Asian, native Hawaiian/Pacific Islander, or other.			
Ethnicity	1,197	1,820	3,017
Hispanic	9	18	27
Non-Hispanic	903	1,375	2,278
Unknown	285	427	712
Gender	1,197	1,820	3,017
Female	627	1,030	1,657
Male	569	790	1,359
Unknown	1	0	1

