

# COVID-19: Florida vaccine summary

Vaccination data through Mar 8, 2021 as of Mar 9, 2021 at 12:05 AM

Data in this report are provisional and subject to change. Data are based on county of residence.

Data in this summary pertain to COVID-19 vaccines approved by the U.S. Food and Drug Administration and have been issued an Emergency Use Authorization (Janssen COVID-19 Vaccine, Moderna COVID-19 Vaccine and Pfizer-BioNTech COVID-19 Vaccine). These data summarize the number of people who have received either their first dose or have completed the series for a COVID-19 vaccine. **A person can only be counted in one category, first dose or series complete.** For persons receiving Moderna or Pfizer vaccines, once they receive their second dose, they are moved from the first dose column to the series completed column. **Because of this, the total first dose category may show a change from report to report not matching the total receiving their first dose from the previous day.** Persons receiving Johnson & Johnson vaccines will always be counted in the series completed column.

## COVID-19 doses for vaccinated persons in Florida

**Doses administered** 5,606,473

People receiving one dose of a 1-dose series (Johnson & Johnson) or receiving only one dose of a 2-dose series (Moderna, Pfizer) count once. Persons receiving both doses of a 2-dose series count twice.

## Current status of persons vaccinated for COVID-19 in Florida

**Total people vaccinated** 3,658,030

First dose 1,692,090

Series completed 1,965,940

Completed 1-dose series 17,497

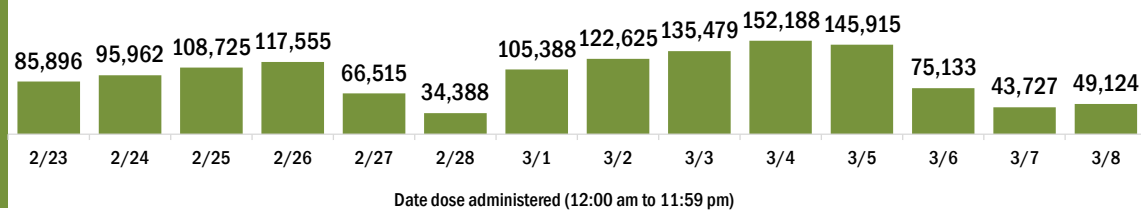
Completed 2-dose series 1,948,443

**First dose:** current number of people who have only received their first dose of the Moderna or Pfizer vaccine.

**Series complete:** current number of people who have received both Moderna or Pfizer vaccine doses or one Johnson & Johnson dose and are considered fully immunized.

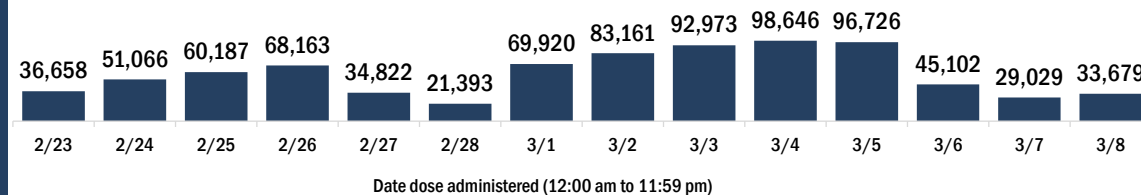
Demographic summary	First dose	Series complete	Total people vaccinated
<b>Age group</b>	1,692,090	1,965,940	3,658,030
16-24 years	22,397	23,695	46,092
25-34 years	55,840	83,041	138,881
35-44 years	77,450	103,630	181,080
45-54 years	114,805	126,542	241,347
55-64 years	202,898	171,957	374,855
65-74 years	675,933	812,305	1,488,238
75-84 years	406,203	472,146	878,349
85+ years	136,564	172,624	309,188
<b>Race</b>	1,692,090	1,965,940	3,658,030
White	1,107,597	1,360,744	2,468,341
Black	109,033	111,007	220,040
American Indian/Alaskan	6,905	7,178	14,083
Other	142,176	244,867	387,043
Unknown	326,379	242,144	568,523
<b>Other race</b> includes Asian, native Hawaiian/Pacific Islander, or other.			
<b>Ethnicity</b>	1,692,090	1,965,940	3,658,030
Hispanic	219,446	203,638	423,084
Non-Hispanic	765,973	1,088,536	1,854,509
Unknown	706,671	673,766	1,380,437
<b>Gender</b>	1,692,090	1,965,940	3,658,030
Female	969,697	1,140,158	2,109,855
Male	710,916	823,454	1,534,370
Unknown	11,477	2,328	13,805

## COVID-19 doses administered for the past 2 weeks

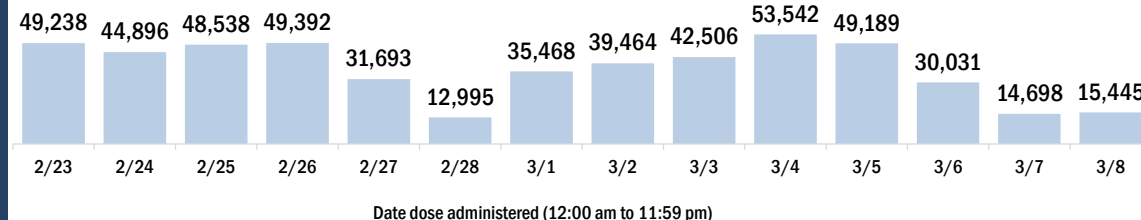


## Persons vaccinated for COVID-19 for the past 2 weeks

### Number of persons who received their first dose of the COVID-19 vaccine



### Number of persons who received their second dose and completed the COVID-19 vaccine series



# COVID-19: Alachua County vaccine summary

Vaccination data through Mar 8, 2021 as of Mar 9, 2021 at 12:05 AM

Data in this report are provisional and subject to change.

Data in this summary pertain to COVID-19 vaccines approved by the U.S. Food and Drug Administration and have been issued an Emergency Use Authorization (Janssen COVID-19 Vaccine, Moderna COVID-19 Vaccine and Pfizer-BioNTech COVID-19 Vaccine). These data summarize the number of people who have received either their first dose or have completed the series for a COVID-19 vaccine. **A person can only be counted in one category, first dose or series complete.** For persons receiving Moderna or Pfizer vaccines, once they receive their second dose, they are moved from the first dose column to the series completed column. **Because of this, the total first dose category may show a change from report to report not matching the total receiving their first dose from the previous day.** Persons receiving Johnson & Johnson vaccines will always be counted in the series completed column.

## COVID-19 doses for vaccinated persons in Florida

**Doses administered** 89,156

People receiving one dose of a 1-dose series (Johnson & Johnson) or receiving only one dose of a 2-dose series (Moderna, Pfizer) count once. Persons receiving both doses of a 2-dose series count twice.

## Current status of persons vaccinated for COVID-19 in Florida

**Total people vaccinated** 50,480

First dose 11,693

Series completed 38,787

Completed 1-dose series 111

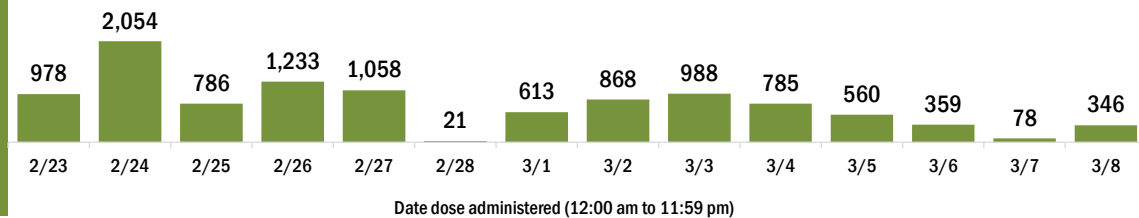
Completed 2-dose series 38,676

**First dose:** current number of people who have only received their first dose of the Moderna or Pfizer vaccine.

**Series complete:** current number of people who have received both Moderna or Pfizer vaccine doses or one Johnson & Johnson dose and are considered fully immunized.

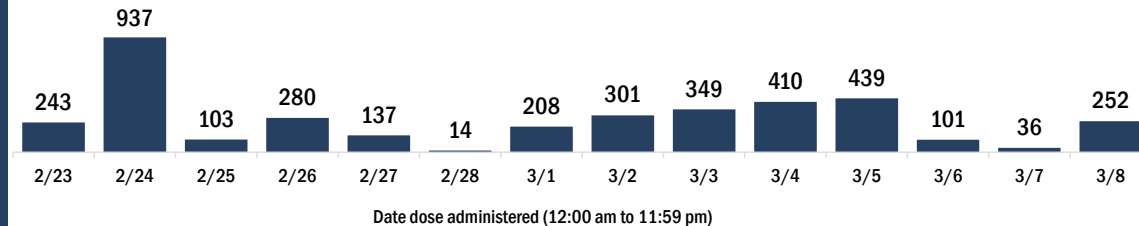
Demographic summary	First dose	Series complete	Total people vaccinated
<b>Age group</b>	<b>11,693</b>	<b>38,787</b>	<b>50,480</b>
16-24 years	652	1,802	2,454
25-34 years	1,009	5,083	6,092
35-44 years	924	3,835	4,759
45-54 years	975	3,544	4,519
55-64 years	1,528	4,018	5,546
65-74 years	4,273	11,225	15,498
75-84 years	1,742	6,652	8,394
85+ years	590	2,628	3,218
<b>Race</b>	<b>11,693</b>	<b>38,787</b>	<b>50,480</b>
White	6,947	28,181	35,128
Black	1,338	2,900	4,238
American Indian/Alaskan	29	117	146
Other	1,466	6,119	7,585
Unknown	1,913	1,470	3,383
<b>Other race</b> includes Asian, native Hawaiian/Pacific Islander, or other.			
<b>Ethnicity</b>	<b>11,693</b>	<b>38,787</b>	<b>50,480</b>
Hispanic	452	2,013	2,465
Non-Hispanic	4,541	28,733	33,274
Unknown	6,700	8,041	14,741
<b>Gender</b>	<b>11,693</b>	<b>38,787</b>	<b>50,480</b>
Female	6,869	23,321	30,190
Male	4,805	15,462	20,267
Unknown	19	4	23

## COVID-19 doses administered for the past 2 weeks

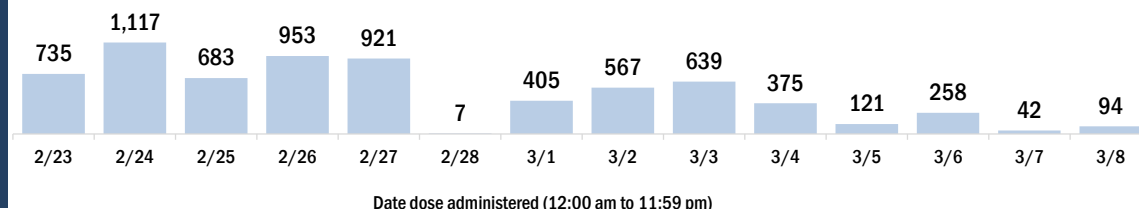


## Persons vaccinated for COVID-19 for the past 2 weeks

### Number of persons who received their first dose of a two-dose series of the COVID-19 vaccine



### Number of persons who completed the COVID-19 vaccine series



# COVID-19: Baker County vaccine summary

Vaccination data through Mar 8, 2021 as of Mar 9, 2021 at 12:05 AM

Data in this report are provisional and subject to change.

Data in this summary pertain to COVID-19 vaccines approved by the U.S. Food and Drug Administration and have been issued an Emergency Use Authorization (Janssen COVID-19 Vaccine, Moderna COVID-19 Vaccine and Pfizer-BioNTech COVID-19 Vaccine). These data summarize the number of people who have received either their first dose or have completed the series for a COVID-19 vaccine. **A person can only be counted in one category, first dose or series complete.** For persons receiving Moderna or Pfizer vaccines, once they receive their second dose, they are moved from the first dose column to the series completed column. **Because of this, the total first dose category may show a change from report to report not matching the total receiving their first dose from the previous day.** Persons receiving Johnson & Johnson vaccines will always be counted in the series completed column.

## COVID-19 doses for vaccinated persons in Florida

**Doses administered** 4,835

People receiving one dose of a 1-dose series (Johnson & Johnson) or receiving only one dose of a 2-dose series (Moderna, Pfizer) count once. Persons receiving both doses of a 2-dose series count twice.

## Current status of persons vaccinated for COVID-19 in Florida

**Total people vaccinated** 3,000

First dose 1,161

Series completed 1,839

Completed 1-dose series 4

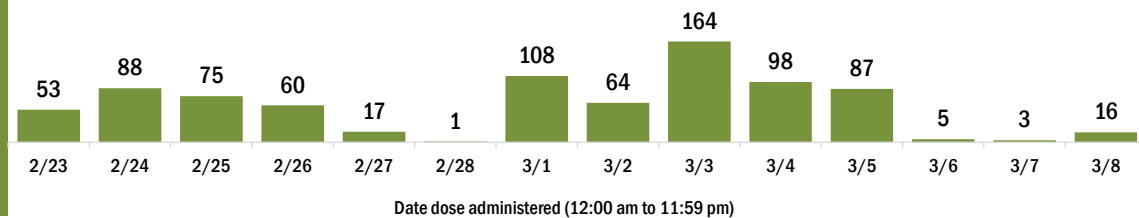
Completed 2-dose series 1,835

**First dose:** current number of people who have only received their first dose of the Moderna or Pfizer vaccine.

**Series complete:** current number of people who have received both Moderna or Pfizer vaccine doses or one Johnson & Johnson dose and are considered fully immunized.

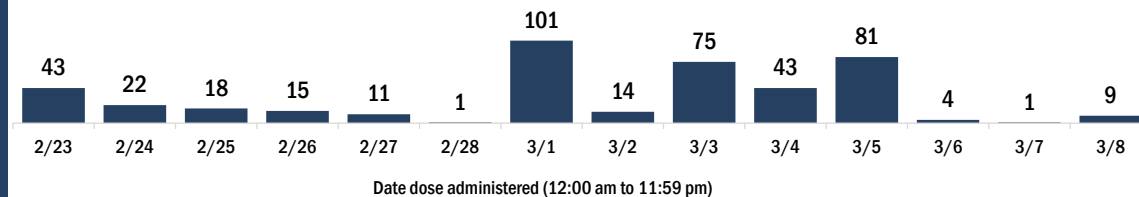
Demographic summary	First dose	Series complete	Total people vaccinated
<b>Age group</b>	<b>1,161</b>	<b>1,839</b>	<b>3,000</b>
16-24 years	19	25	44
25-34 years	47	79	126
35-44 years	55	113	168
45-54 years	107	125	232
55-64 years	188	202	390
65-74 years	475	742	1,217
75-84 years	206	433	639
85+ years	64	120	184
<b>Race</b>	<b>1,161</b>	<b>1,839</b>	<b>3,000</b>
White	865	1,386	2,251
Black	118	108	226
American Indian/Alaskan	9	11	20
Other	82	168	250
Unknown	87	166	253
<b>Other race</b> includes Asian, native Hawaiian/Pacific Islander, or other.			
<b>Ethnicity</b>	<b>1,161</b>	<b>1,839</b>	<b>3,000</b>
Hispanic	22	18	40
Non-Hispanic	716	935	1,651
Unknown	423	886	1,309
<b>Gender</b>	<b>1,161</b>	<b>1,839</b>	<b>3,000</b>
Female	677	1,017	1,694
Male	484	822	1,306
Unknown	0	0	0

## COVID-19 doses administered for the past 2 weeks

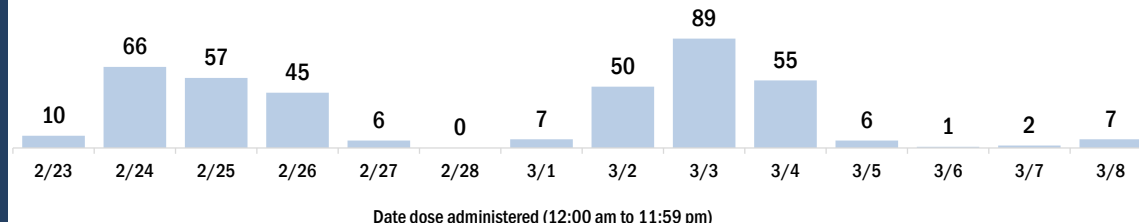


## Persons vaccinated for COVID-19 for the past 2 weeks

### Number of persons who received their first dose of a two-dose series of the COVID-19 vaccine



### Number of persons who completed the COVID-19 vaccine series



# COVID-19: Bay County vaccine summary

Vaccination data through Mar 8, 2021 as of Mar 9, 2021 at 12:05 AM

Data in this report are provisional and subject to change.

Data in this summary pertain to COVID-19 vaccines approved by the U.S. Food and Drug Administration and have been issued an Emergency Use Authorization (Janssen COVID-19 Vaccine, Moderna COVID-19 Vaccine and Pfizer-BioNTech COVID-19 Vaccine). These data summarize the number of people who have received either their first dose or have completed the series for a COVID-19 vaccine. **A person can only be counted in one category, first dose or series complete.** For persons receiving Moderna or Pfizer vaccines, once they receive their second dose, they are moved from the first dose column to the series completed column. **Because of this, the total first dose category may show a change from report to report not matching the total receiving their first dose from the previous day.** Persons receiving Johnson & Johnson vaccines will always be counted in the series completed column.

## COVID-19 doses for vaccinated persons in Florida

**Doses administered** 39,799

People receiving one dose of a 1-dose series (Johnson & Johnson) or receiving only one dose of a 2-dose series (Moderna, Pfizer) count once. Persons receiving both doses of a 2-dose series count twice.

## Current status of persons vaccinated for COVID-19 in Florida

**Total people vaccinated** 26,256

First dose 12,694

Series completed 13,562

Completed 1-dose series 19

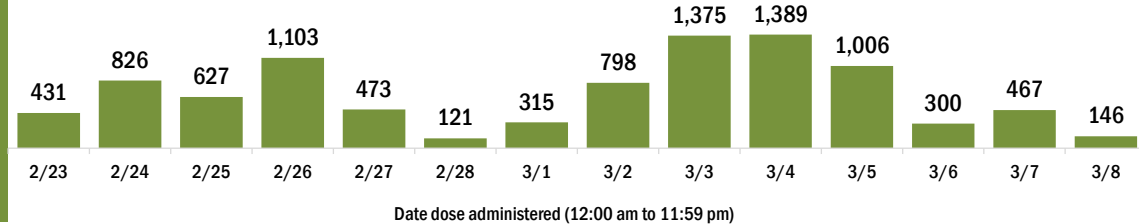
Completed 2-dose series 13,543

**First dose:** current number of people who have only received their first dose of the Moderna or Pfizer vaccine.

**Series complete:** current number of people who have received both Moderna or Pfizer vaccine doses or one Johnson & Johnson dose and are considered fully immunized.

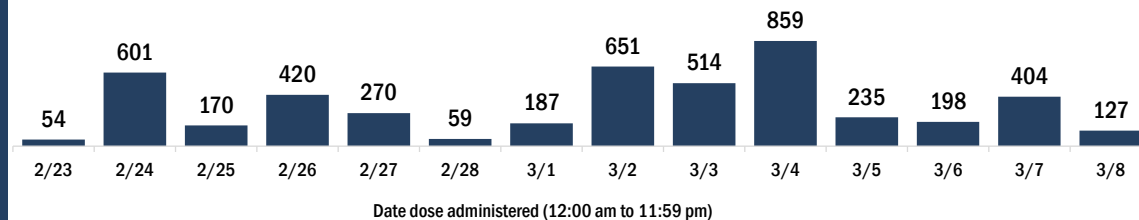
Demographic summary	First dose	Series complete	Total people vaccinated
<b>Age group</b>	<b>12,694</b>	<b>13,562</b>	<b>26,256</b>
16-24 years	226	130	356
25-34 years	435	464	899
35-44 years	743	772	1,515
45-54 years	1,166	1,043	2,209
55-64 years	2,296	1,453	3,749
65-74 years	4,794	5,527	10,321
75-84 years	2,276	3,154	5,430
85+ years	758	1,019	1,777
<b>Race</b>	<b>12,694</b>	<b>13,562</b>	<b>26,256</b>
White	8,000	9,515	17,515
Black	853	622	1,475
American Indian/Alaskan	35	76	111
Other	1,011	1,461	2,472
Unknown	2,795	1,888	4,683
<b>Other race</b> includes Asian, native Hawaiian/Pacific Islander, or other.			
<b>Ethnicity</b>	<b>12,694</b>	<b>13,562</b>	<b>26,256</b>
Hispanic	356	198	554
Non-Hispanic	6,153	7,618	13,771
Unknown	6,185	5,746	11,931
<b>Gender</b>	<b>12,694</b>	<b>13,562</b>	<b>26,256</b>
Female	7,271	7,640	14,911
Male	5,418	5,921	11,339
Unknown	5	1	6

## COVID-19 doses administered for the past 2 weeks

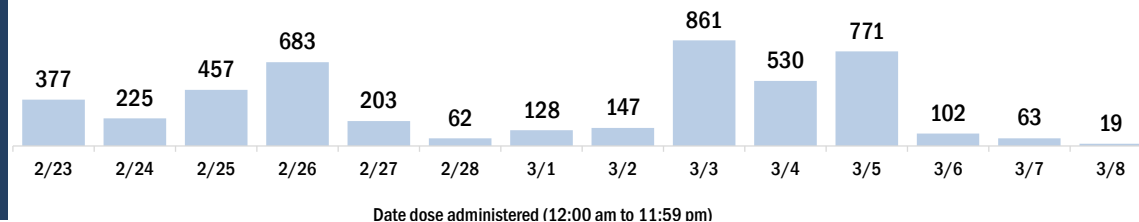


## Persons vaccinated for COVID-19 for the past 2 weeks

### Number of persons who received their first dose of a two-dose series of the COVID-19 vaccine



### Number of persons who completed the COVID-19 vaccine series



# COVID-19: Bradford County vaccine summary

Vaccination data through Mar 8, 2021 as of Mar 9, 2021 at 12:05 AM

Data in this report are provisional and subject to change.

Data in this summary pertain to COVID-19 vaccines approved by the U.S. Food and Drug Administration and have been issued an Emergency Use Authorization (Janssen COVID-19 Vaccine, Moderna COVID-19 Vaccine and Pfizer-BioNTech COVID-19 Vaccine). These data summarize the number of people who have received either their first dose or have completed the series for a COVID-19 vaccine. **A person can only be counted in one category, first dose or series complete.** For persons receiving Moderna or Pfizer vaccines, once they receive their second dose, they are moved from the first dose column to the series completed column. **Because of this, the total first dose category may show a change from report to report not matching the total receiving their first dose from the previous day.** Persons receiving Johnson & Johnson vaccines will always be counted in the series completed column.

## COVID-19 doses for vaccinated persons in Florida

**Doses administered** 4,999

People receiving one dose of a 1-dose series (Johnson & Johnson) or receiving only one dose of a 2-dose series (Moderna, Pfizer) count once. Persons receiving both doses of a 2-dose series count twice.

## Current status of persons vaccinated for COVID-19 in Florida

**Total people vaccinated** 2,928

First dose 857

Series completed 2,071

Completed 1-dose series 0

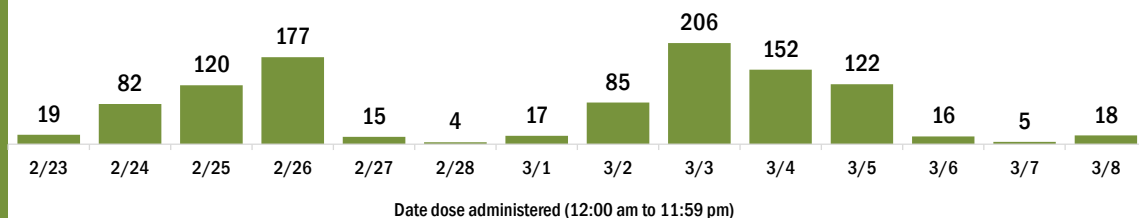
Completed 2-dose series 2,071

**First dose:** current number of people who have only received their first dose of the Moderna or Pfizer vaccine.

**Series complete:** current number of people who have received both Moderna or Pfizer vaccine doses or one Johnson & Johnson dose and are considered fully immunized.

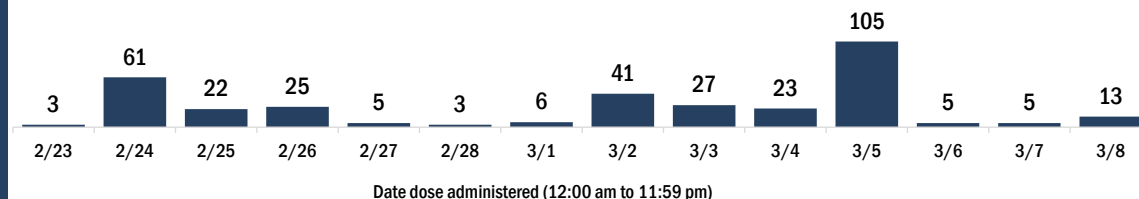
Demographic summary	First dose	Series complete	Total people vaccinated
<b>Age group</b>	857	2,071	2,928
16-24 years	14	12	26
25-34 years	21	57	78
35-44 years	31	71	102
45-54 years	52	114	166
55-64 years	156	150	306
65-74 years	360	883	1,243
75-84 years	164	587	751
85+ years	59	197	256
<b>Race</b>	857	2,071	2,928
White	642	1,604	2,246
Black	103	178	281
American Indian/Alaskan	8	11	19
Other	64	226	290
Unknown	40	52	92
<b>Other race</b> includes Asian, native Hawaiian/Pacific Islander, or other.			
<b>Ethnicity</b>	857	2,071	2,928
Hispanic	15	16	31
Non-Hispanic	710	1,851	2,561
Unknown	132	204	336
<b>Gender</b>	857	2,071	2,928
Female	526	1,208	1,734
Male	331	863	1,194
Unknown	0	0	0

## COVID-19 doses administered for the past 2 weeks

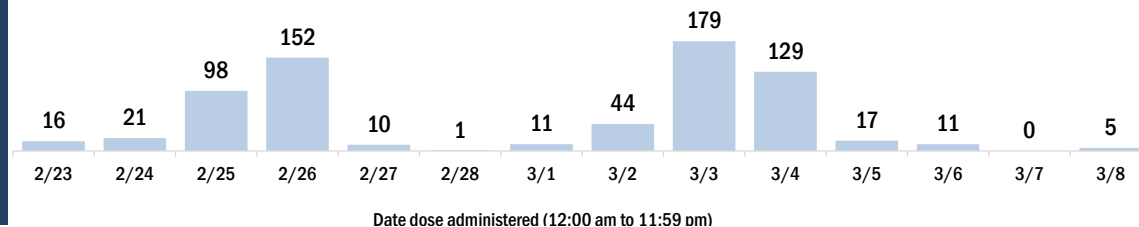


## Persons vaccinated for COVID-19 for the past 2 weeks

### Number of persons who received their first dose of a two-dose series of the COVID-19 vaccine



### Number of persons who completed the COVID-19 vaccine series



# COVID-19: Brevard County vaccine summary

Vaccination data through Mar 8, 2021 as of Mar 9, 2021 at 12:05 AM

Data in this report are provisional and subject to change.

Data in this summary pertain to COVID-19 vaccines approved by the U.S. Food and Drug Administration and have been issued an Emergency Use Authorization (Janssen COVID-19 Vaccine, Moderna COVID-19 Vaccine and Pfizer-BioNTech COVID-19 Vaccine). These data summarize the number of people who have received either their first dose or have completed the series for a COVID-19 vaccine. **A person can only be counted in one category, first dose or series complete.** For persons receiving Moderna or Pfizer vaccines, once they receive their second dose, they are moved from the first dose column to the series completed column. **Because of this, the total first dose category may show a change from report to report not matching the total receiving their first dose from the previous day.** Persons receiving Johnson & Johnson vaccines will always be counted in the series completed column.

## COVID-19 doses for vaccinated persons in Florida

**Doses administered** 150,330

People receiving one dose of a 1-dose series (Johnson & Johnson) or receiving only one dose of a 2-dose series (Moderna, Pfizer) count once. Persons receiving both doses of a 2-dose series count twice.

## Current status of persons vaccinated for COVID-19 in Florida

**Total people vaccinated** 98,545

First dose 46,498

Series completed 52,047

Completed 1-dose series 262

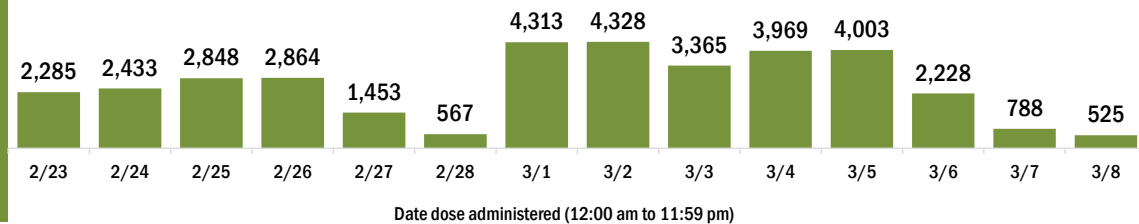
Completed 2-dose series 51,785

**First dose:** current number of people who have only received their first dose of the Moderna or Pfizer vaccine.

**Series complete:** current number of people who have received both Moderna or Pfizer vaccine doses or one Johnson & Johnson dose and are considered fully immunized.

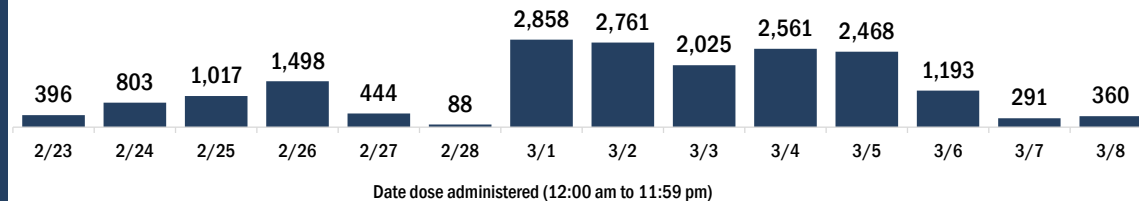
Demographic summary	First dose	Series complete	Total people vaccinated
<b>Age group</b>	<b>46,498</b>	<b>52,047</b>	<b>98,545</b>
16-24 years	418	514	932
25-34 years	1,087	1,717	2,804
35-44 years	1,614	2,537	4,151
45-54 years	2,532	3,301	5,833
55-64 years	6,250	4,692	10,942
65-74 years	18,654	22,100	40,754
75-84 years	11,710	12,258	23,968
85+ years	4,233	4,928	9,161
<b>Race</b>	<b>46,498</b>	<b>52,047</b>	<b>98,545</b>
White	27,744	33,431	61,175
Black	2,423	1,790	4,213
American Indian/Alaskan	194	243	437
Other	3,245	6,912	10,157
Unknown	12,892	9,671	22,563
<b>Other race</b> includes Asian, native Hawaiian/Pacific Islander, or other.			
<b>Ethnicity</b>	<b>46,498</b>	<b>52,047</b>	<b>98,545</b>
Hispanic	1,294	1,030	2,324
Non-Hispanic	19,195	23,241	42,436
Unknown	26,009	27,776	53,785
<b>Gender</b>	<b>46,498</b>	<b>52,047</b>	<b>98,545</b>
Female	27,326	30,742	58,068
Male	18,932	21,276	40,208
Unknown	240	29	269

## COVID-19 doses administered for the past 2 weeks

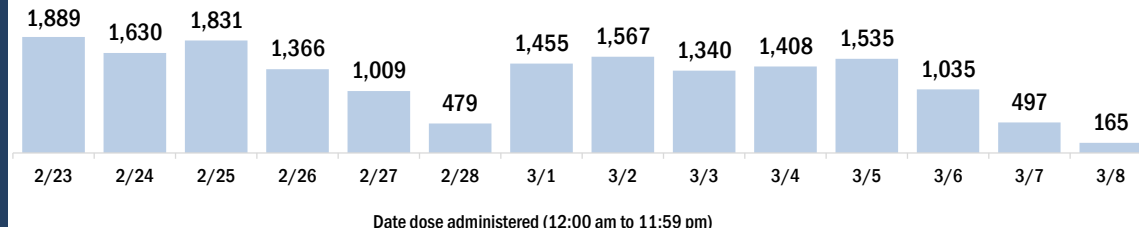


## Persons vaccinated for COVID-19 for the past 2 weeks

### Number of persons who received their first dose of a two-dose series of the COVID-19 vaccine



### Number of persons who completed the COVID-19 vaccine series





# COVID-19: Broward County vaccine summary

Vaccination data through Mar 8, 2021 as of Mar 9, 2021 at 12:05 AM

Data in this report are provisional and subject to change.

Data in this summary pertain to COVID-19 vaccines approved by the U.S. Food and Drug Administration and have been issued an Emergency Use Authorization (Janssen COVID-19 Vaccine, Moderna COVID-19 Vaccine and Pfizer-BioNTech COVID-19 Vaccine). These data summarize the number of people who have received either their first dose or have completed the series for a COVID-19 vaccine. **A person can only be counted in one category, first dose or series complete.** For persons receiving Moderna or Pfizer vaccines, once they receive their second dose, they are moved from the first dose column to the series completed column. **Because of this, the total first dose category may show a change from report to report not matching the total receiving their first dose from the previous day.** Persons receiving Johnson & Johnson vaccines will always be counted in the series completed column.

## COVID-19 doses for vaccinated persons in Florida

**Doses administered** 494,238

People receiving one dose of a 1-dose series (Johnson & Johnson) or receiving only one dose of a 2-dose series (Moderna, Pfizer) count once. Persons receiving both doses of a 2-dose series count twice.

## Current status of persons vaccinated for COVID-19 in Florida

**Total people vaccinated** 317,966

First dose 140,133

Series completed 177,833

Completed 1-dose series 1,561

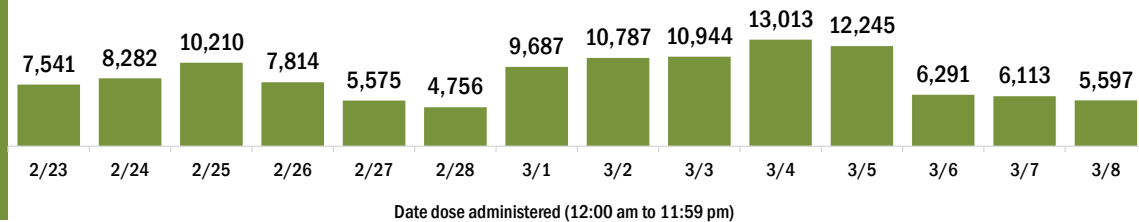
Completed 2-dose series 176,272

**First dose:** current number of people who have only received their first dose of the Moderna or Pfizer vaccine.

**Series complete:** current number of people who have received both Moderna or Pfizer vaccine doses or one Johnson & Johnson dose and are considered fully immunized.

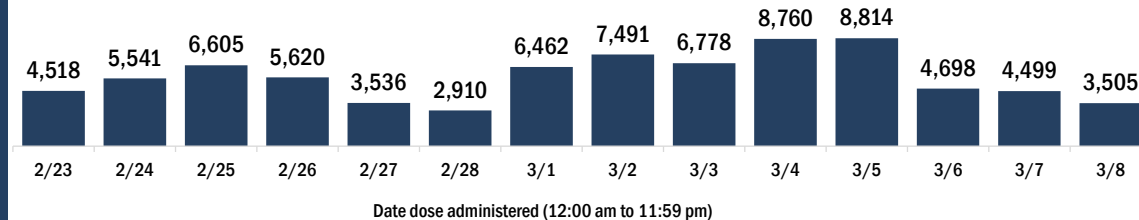
Demographic summary	First dose	Series complete	Total people vaccinated
<b>Age group</b>	<b>140,133</b>	<b>177,833</b>	<b>317,966</b>
16-24 years	2,223	1,582	3,805
25-34 years	6,035	6,928	12,963
35-44 years	8,941	9,562	18,503
45-54 years	14,506	13,034	27,540
55-64 years	24,538	17,337	41,875
65-74 years	47,319	74,481	121,800
75-84 years	25,816	39,844	65,660
85+ years	10,755	15,065	25,820
<b>Race</b>	<b>140,133</b>	<b>177,833</b>	<b>317,966</b>
White	86,264	124,320	210,584
Black	18,857	18,579	37,436
American Indian/Alaskan	893	930	1,823
Other	13,361	20,106	33,467
Unknown	20,758	13,898	34,656
<b>Other race</b> includes Asian, native Hawaiian/Pacific Islander, or other.			
<b>Ethnicity</b>	<b>140,133</b>	<b>177,833</b>	<b>317,966</b>
Hispanic	27,869	29,166	57,035
Non-Hispanic	66,809	108,067	174,876
Unknown	45,455	40,600	86,055
<b>Gender</b>	<b>140,133</b>	<b>177,833</b>	<b>317,966</b>
Female	79,995	101,093	181,088
Male	59,775	76,689	136,464
Unknown	363	51	414

## COVID-19 doses administered for the past 2 weeks

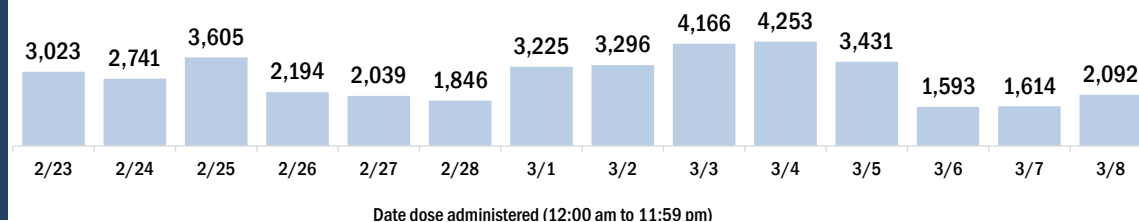


## Persons vaccinated for COVID-19 for the past 2 weeks

### Number of persons who received their first dose of a two-dose series of the COVID-19 vaccine



### Number of persons who completed the COVID-19 vaccine series



# COVID-19: Calhoun County vaccine summary

Vaccination data through Mar 8, 2021 as of Mar 9, 2021 at 12:05 AM

Data in this report are provisional and subject to change.

Data in this summary pertain to COVID-19 vaccines approved by the U.S. Food and Drug Administration and have been issued an Emergency Use Authorization (Janssen COVID-19 Vaccine, Moderna COVID-19 Vaccine and Pfizer-BioNTech COVID-19 Vaccine). These data summarize the number of people who have received either their first dose or have completed the series for a COVID-19 vaccine. **A person can only be counted in one category, first dose or series complete.** For persons receiving Moderna or Pfizer vaccines, once they receive their second dose, they are moved from the first dose column to the series completed column. **Because of this, the total first dose category may show a change from report to report not matching the total receiving their first dose from the previous day.** Persons receiving Johnson & Johnson vaccines will always be counted in the series completed column.

## COVID-19 doses for vaccinated persons in Florida

**Doses administered** 3,450

People receiving one dose of a 1-dose series (Johnson & Johnson) or receiving only one dose of a 2-dose series (Moderna, Pfizer) count once. Persons receiving both doses of a 2-dose series count twice.

## Current status of persons vaccinated for COVID-19 in Florida

**Total people vaccinated** 1,966

First dose 470

Series completed 1,496

Completed 1-dose series 12

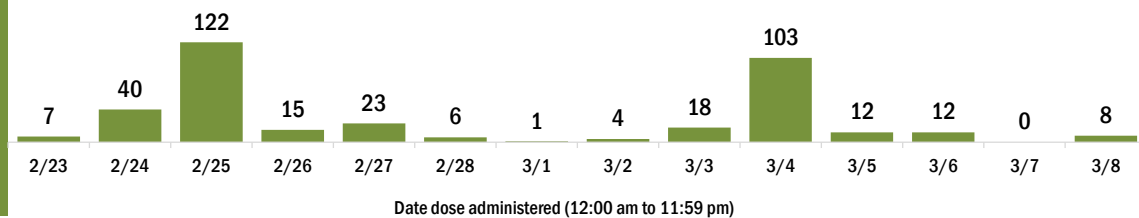
Completed 2-dose series 1,484

**First dose:** current number of people who have only received their first dose of the Moderna or Pfizer vaccine.

**Series complete:** current number of people who have received both Moderna or Pfizer vaccine doses or one Johnson & Johnson dose and are considered fully immunized.

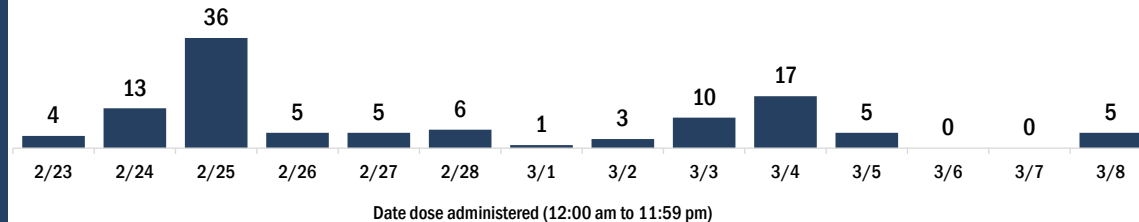
Demographic summary	First dose	Series complete	Total people vaccinated
<b>Age group</b>	<b>470</b>	<b>1,496</b>	<b>1,966</b>
16-24 years	13	7	20
25-34 years	6	39	45
35-44 years	22	60	82
45-54 years	39	100	139
55-64 years	105	152	257
65-74 years	170	598	768
75-84 years	85	386	471
85+ years	30	154	184
<b>Race</b>	<b>470</b>	<b>1,496</b>	<b>1,966</b>
White	326	1,033	1,359
Black	53	60	113
American Indian/Alaskan	4	11	15
Other	37	276	313
Unknown	50	116	166
<b>Other race</b> includes Asian, native Hawaiian/Pacific Islander, or other.			
<b>Ethnicity</b>	<b>470</b>	<b>1,496</b>	<b>1,966</b>
Hispanic	5	25	30
Non-Hispanic	234	825	1,059
Unknown	231	646	877
<b>Gender</b>	<b>470</b>	<b>1,496</b>	<b>1,966</b>
Female	254	846	1,100
Male	215	650	865
Unknown	1	0	1

## COVID-19 doses administered for the past 2 weeks

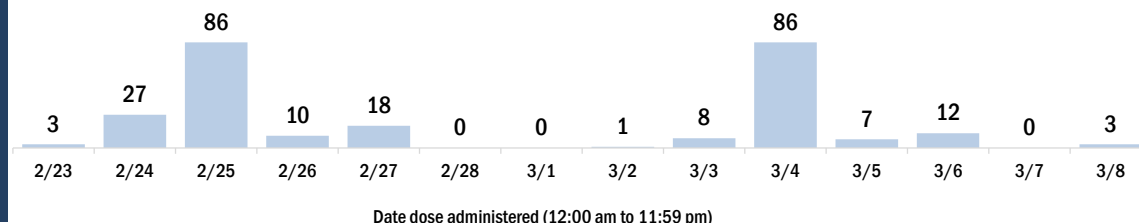


## Persons vaccinated for COVID-19 for the past 2 weeks

### Number of persons who received their first dose of a two-dose series of the COVID-19 vaccine



### Number of persons who completed the COVID-19 vaccine series





# COVID-19: Charlotte County vaccine summary

Vaccination data through Mar 8, 2021 as of Mar 9, 2021 at 12:05 AM

Data in this report are provisional and subject to change.

Data in this summary pertain to COVID-19 vaccines approved by the U.S. Food and Drug Administration and have been issued an Emergency Use Authorization (Janssen COVID-19 Vaccine, Moderna COVID-19 Vaccine and Pfizer-BioNTech COVID-19 Vaccine). These data summarize the number of people who have received either their first dose or have completed the series for a COVID-19 vaccine. **A person can only be counted in one category, first dose or series complete.** For persons receiving Moderna or Pfizer vaccines, once they receive their second dose, they are moved from the first dose column to the series completed column. **Because of this, the total first dose category may show a change from report to report not matching the total receiving their first dose from the previous day.** Persons receiving Johnson & Johnson vaccines will always be counted in the series completed column.

## COVID-19 doses for vaccinated persons in Florida

**Doses administered** 60,796

People receiving one dose of a 1-dose series (Johnson & Johnson) or receiving only one dose of a 2-dose series (Moderna, Pfizer) count once. Persons receiving both doses of a 2-dose series count twice.

## Current status of persons vaccinated for COVID-19 in Florida

**Total people vaccinated** 42,306

First dose 23,753

Series completed 18,553

Completed 1-dose series 63

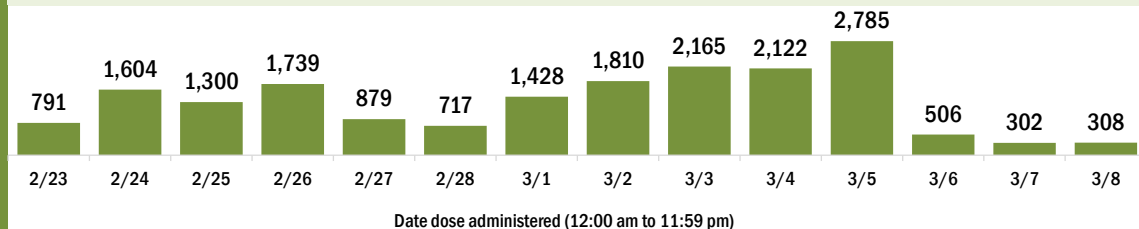
Completed 2-dose series 18,490

**First dose:** current number of people who have only received their first dose of the Moderna or Pfizer vaccine.

**Series complete:** current number of people who have received both Moderna or Pfizer vaccine doses or one Johnson & Johnson dose and are considered fully immunized.

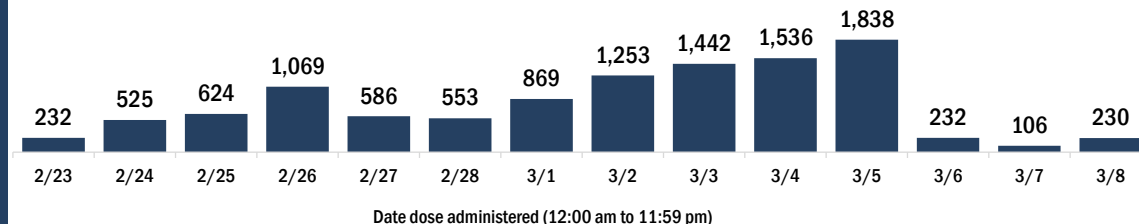
Demographic summary	First dose	Series complete	Total people vaccinated
<b>Age group</b>	<b>23,753</b>	<b>18,553</b>	<b>42,306</b>
16-24 years	72	121	193
25-34 years	162	382	544
35-44 years	245	543	788
45-54 years	433	970	1,403
55-64 years	1,123	1,604	2,727
65-74 years	11,839	8,730	20,569
75-84 years	7,868	4,436	12,304
85+ years	2,011	1,767	3,778
<b>Race</b>	<b>23,753</b>	<b>18,553</b>	<b>42,306</b>
White	16,545	11,975	28,520
Black	324	248	572
American Indian/Alaskan	93	39	132
Other	1,236	2,413	3,649
Unknown	5,555	3,878	9,433
<b>Other race</b> includes Asian, native Hawaiian/Pacific Islander, or other.			
<b>Ethnicity</b>	<b>23,753</b>	<b>18,553</b>	<b>42,306</b>
Hispanic	324	229	553
Non-Hispanic	9,733	8,144	17,877
Unknown	13,696	10,180	23,876
<b>Gender</b>	<b>23,753</b>	<b>18,553</b>	<b>42,306</b>
Female	12,958	10,714	23,672
Male	10,768	7,836	18,604
Unknown	27	3	30

## COVID-19 doses administered for the past 2 weeks

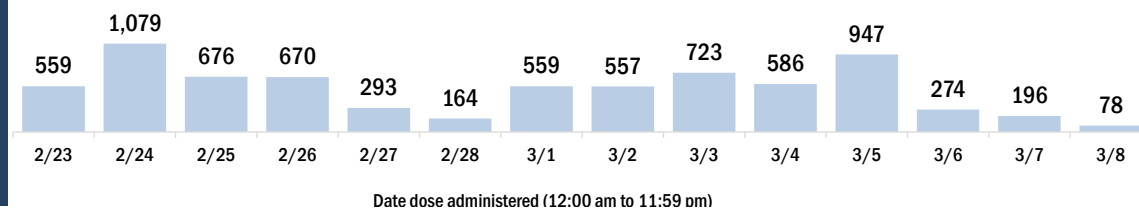


## Persons vaccinated for COVID-19 for the past 2 weeks

### Number of persons who received their first dose of a two-dose series of the COVID-19 vaccine



### Number of persons who completed the COVID-19 vaccine series



# COVID-19: Citrus County vaccine summary

Vaccination data through Mar 8, 2021 as of Mar 9, 2021 at 12:05 AM

Data in this report are provisional and subject to change.

Data in this summary pertain to COVID-19 vaccines approved by the U.S. Food and Drug Administration and have been issued an Emergency Use Authorization (Janssen COVID-19 Vaccine, Moderna COVID-19 Vaccine and Pfizer-BioNTech COVID-19 Vaccine). These data summarize the number of people who have received either their first dose or have completed the series for a COVID-19 vaccine. **A person can only be counted in one category, first dose or series complete.** For persons receiving Moderna or Pfizer vaccines, once they receive their second dose, they are moved from the first dose column to the series completed column. **Because of this, the total first dose category may show a change from report to report not matching the total receiving their first dose from the previous day.** Persons receiving Johnson & Johnson vaccines will always be counted in the series completed column.

## COVID-19 doses for vaccinated persons in Florida

**Doses administered** 43,820

People receiving one dose of a 1-dose series (Johnson & Johnson) or receiving only one dose of a 2-dose series (Moderna, Pfizer) count once. Persons receiving both doses of a 2-dose series count twice.

## Current status of persons vaccinated for COVID-19 in Florida

**Total people vaccinated** 31,672

First dose 19,501

Series completed 12,171

Completed 1-dose series 23

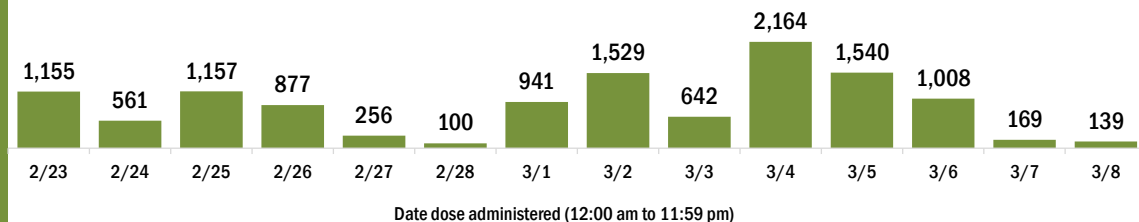
Completed 2-dose series 12,148

**First dose:** current number of people who have only received their first dose of the Moderna or Pfizer vaccine.

**Series complete:** current number of people who have received both Moderna or Pfizer vaccine doses or one Johnson & Johnson dose and are considered fully immunized.

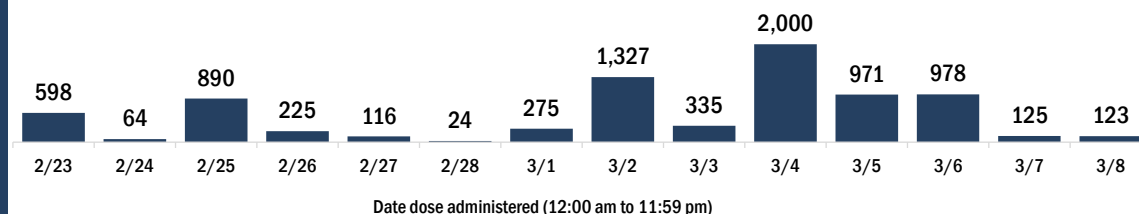
Demographic summary	First dose	Series complete	Total people vaccinated
<b>Age group</b>	<b>19,501</b>	<b>12,171</b>	<b>31,672</b>
16-24 years	77	138	215
25-34 years	137	353	490
35-44 years	186	472	658
45-54 years	306	702	1,008
55-64 years	718	1,105	1,823
65-74 years	9,704	4,816	14,520
75-84 years	6,650	3,349	9,999
85+ years	1,723	1,236	2,959
<b>Race</b>	<b>19,501</b>	<b>12,171</b>	<b>31,672</b>
White	14,921	7,498	22,419
Black	216	156	372
American Indian/Alaskan	108	36	144
Other	855	1,862	2,717
Unknown	3,401	2,619	6,020
<b>Other race</b> includes Asian, native Hawaiian/Pacific Islander, or other.			
<b>Ethnicity</b>	<b>19,501</b>	<b>12,171</b>	<b>31,672</b>
Hispanic	390	240	630
Non-Hispanic	10,687	5,596	16,283
Unknown	8,424	6,335	14,759
<b>Gender</b>	<b>19,501</b>	<b>12,171</b>	<b>31,672</b>
Female	11,034	7,043	18,077
Male	8,415	5,117	13,532
Unknown	52	11	63

## COVID-19 doses administered for the past 2 weeks

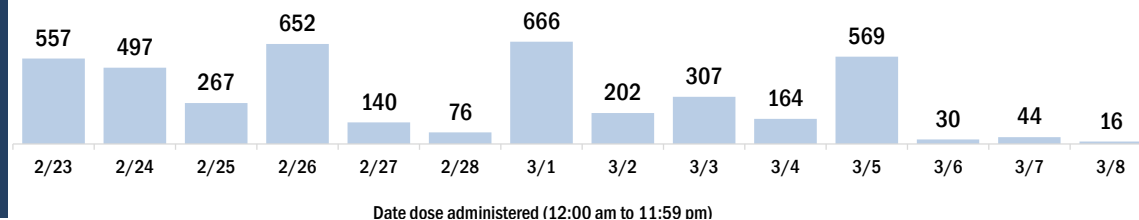


## Persons vaccinated for COVID-19 for the past 2 weeks

### Number of persons who received their first dose of a two-dose series of the COVID-19 vaccine



### Number of persons who completed the COVID-19 vaccine series



# COVID-19: Clay County vaccine summary

Vaccination data through Mar 8, 2021 as of Mar 9, 2021 at 12:05 AM

Data in this report are provisional and subject to change.

Data in this summary pertain to COVID-19 vaccines approved by the U.S. Food and Drug Administration and have been issued an Emergency Use Authorization (Janssen COVID-19 Vaccine, Moderna COVID-19 Vaccine and Pfizer-BioNTech COVID-19 Vaccine). These data summarize the number of people who have received either their first dose or have completed the series for a COVID-19 vaccine. **A person can only be counted in one category, first dose or series complete.** For persons receiving Moderna or Pfizer vaccines, once they receive their second dose, they are moved from the first dose column to the series completed column. **Because of this, the total first dose category may show a change from report to report not matching the total receiving their first dose from the previous day.** Persons receiving Johnson & Johnson vaccines will always be counted in the series completed column.

## COVID-19 doses for vaccinated persons in Florida

**Doses administered** 50,994

People receiving one dose of a 1-dose series (Johnson & Johnson) or receiving only one dose of a 2-dose series (Moderna, Pfizer) count once. Persons receiving both doses of a 2-dose series count twice.

## Current status of persons vaccinated for COVID-19 in Florida

**Total people vaccinated** 30,828

First dose 10,487

Series completed 20,341

Completed 1-dose series 175

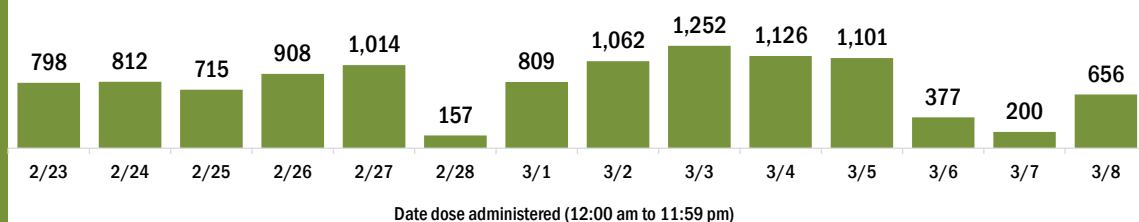
Completed 2-dose series 20,166

**First dose:** current number of people who have only received their first dose of the Moderna or Pfizer vaccine.

**Series complete:** current number of people who have received both Moderna or Pfizer vaccine doses or one Johnson & Johnson dose and are considered fully immunized.

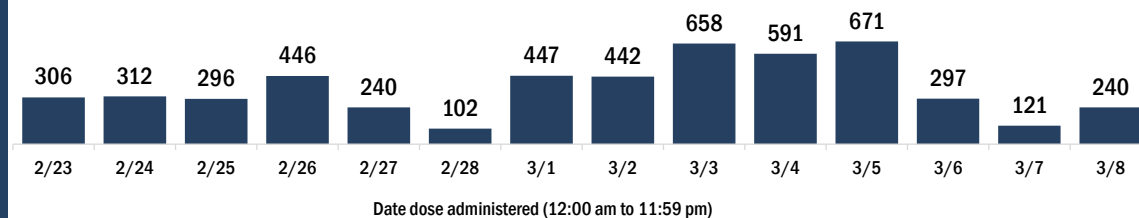
Demographic summary	First dose	Series complete	Total people vaccinated
<b>Age group</b>	<b>10,487</b>	<b>20,341</b>	<b>30,828</b>
16-24 years	245	259	504
25-34 years	378	785	1,163
35-44 years	654	1,208	1,862
45-54 years	1,101	1,446	2,547
55-64 years	1,934	1,717	3,651
65-74 years	3,790	8,776	12,566
75-84 years	1,825	4,691	6,516
85+ years	560	1,459	2,019
<b>Race</b>	<b>10,487</b>	<b>20,341</b>	<b>30,828</b>
White	7,299	15,098	22,397
Black	755	1,025	1,780
American Indian/Alaskan	82	90	172
Other	1,025	2,094	3,119
Unknown	1,326	2,034	3,360
<b>Other race</b> includes Asian, native Hawaiian/Pacific Islander, or other.			
<b>Ethnicity</b>	<b>10,487</b>	<b>20,341</b>	<b>30,828</b>
Hispanic	474	624	1,098
Non-Hispanic	7,198	15,205	22,403
Unknown	2,815	4,512	7,327
<b>Gender</b>	<b>10,487</b>	<b>20,341</b>	<b>30,828</b>
Female	6,281	11,746	18,027
Male	4,176	8,594	12,770
Unknown	30	1	31

## COVID-19 doses administered for the past 2 weeks

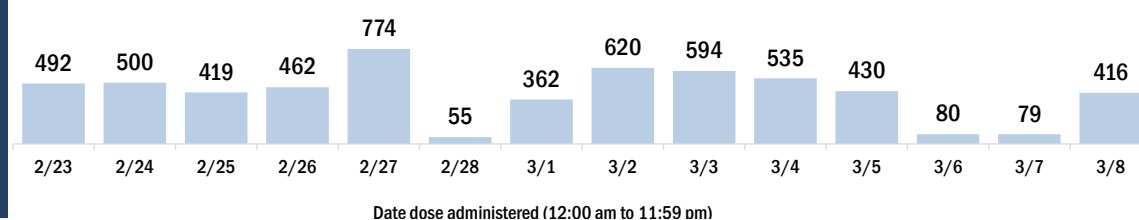


## Persons vaccinated for COVID-19 for the past 2 weeks

### Number of persons who received their first dose of a two-dose series of the COVID-19 vaccine



### Number of persons who completed the COVID-19 vaccine series



# COVID-19: Collier County vaccine summary

Vaccination data through Mar 8, 2021 as of Mar 9, 2021 at 12:05 AM

Data in this report are provisional and subject to change.

Data in this summary pertain to COVID-19 vaccines approved by the U.S. Food and Drug Administration and have been issued an Emergency Use Authorization (Janssen COVID-19 Vaccine, Moderna COVID-19 Vaccine and Pfizer-BioNTech COVID-19 Vaccine). These data summarize the number of people who have received either their first dose or have completed the series for a COVID-19 vaccine. **A person can only be counted in one category, first dose or series complete.** For persons receiving Moderna or Pfizer vaccines, once they receive their second dose, they are moved from the first dose column to the series completed column. **Because of this, the total first dose category may show a change from report to report not matching the total receiving their first dose from the previous day.** Persons receiving Johnson & Johnson vaccines will always be counted in the series completed column.

## COVID-19 doses for vaccinated persons in Florida

**Doses administered** 139,200

People receiving one dose of a 1-dose series (Johnson & Johnson) or receiving only one dose of a 2-dose series (Moderna, Pfizer) count once. Persons receiving both doses of a 2-dose series count twice.

## Current status of persons vaccinated for COVID-19 in Florida

**Total people vaccinated** 91,877

First dose 44,339

Series completed 47,538

Completed 1-dose series 215

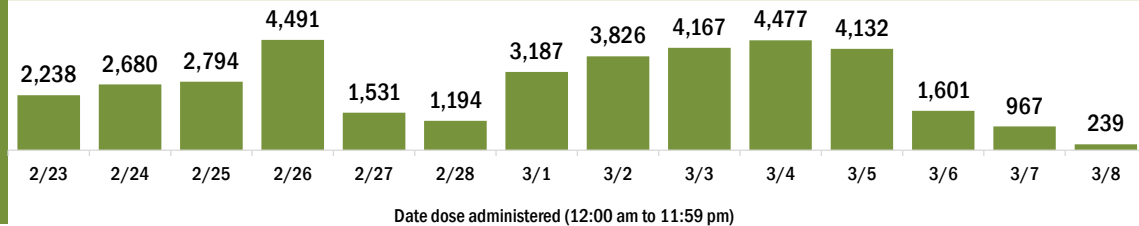
Completed 2-dose series 47,323

**First dose:** current number of people who have only received their first dose of the Moderna or Pfizer vaccine.

**Series complete:** current number of people who have received both Moderna or Pfizer vaccine doses or one Johnson & Johnson dose and are considered fully immunized.

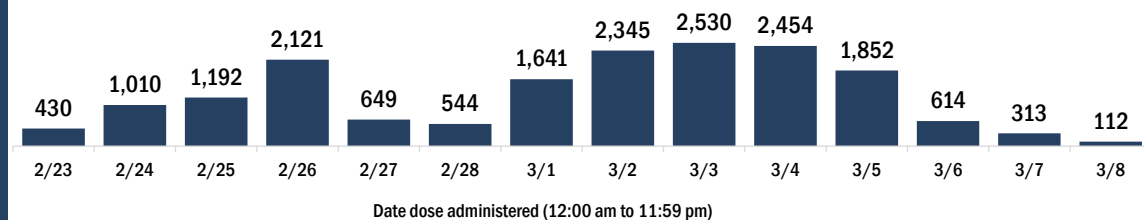
Demographic summary	First dose	Series complete	Total people vaccinated
<b>Age group</b>	<b>44,339</b>	<b>47,538</b>	<b>91,877</b>
16-24 years	237	343	580
25-34 years	416	936	1,352
35-44 years	537	1,328	1,865
45-54 years	820	1,886	2,706
55-64 years	2,112	2,641	4,753
65-74 years	20,025	21,931	41,956
75-84 years	15,386	13,981	29,367
85+ years	4,806	4,492	9,298
<b>Race</b>	<b>44,339</b>	<b>47,538</b>	<b>91,877</b>
White	27,103	30,471	57,574
Black	346	442	788
American Indian/Alaskan	171	116	287
Other	2,604	4,711	7,315
Unknown	14,115	11,798	25,913
<b>Other race</b> includes Asian, native Hawaiian/Pacific Islander, or other.			
<b>Ethnicity</b>	<b>44,339</b>	<b>47,538</b>	<b>91,877</b>
Hispanic	1,281	1,738	3,019
Non-Hispanic	16,264	22,404	38,668
Unknown	26,794	23,396	50,190
<b>Gender</b>	<b>44,339</b>	<b>47,538</b>	<b>91,877</b>
Female	24,242	26,338	50,580
Male	19,815	21,124	40,939
Unknown	282	76	358

## COVID-19 doses administered for the past 2 weeks

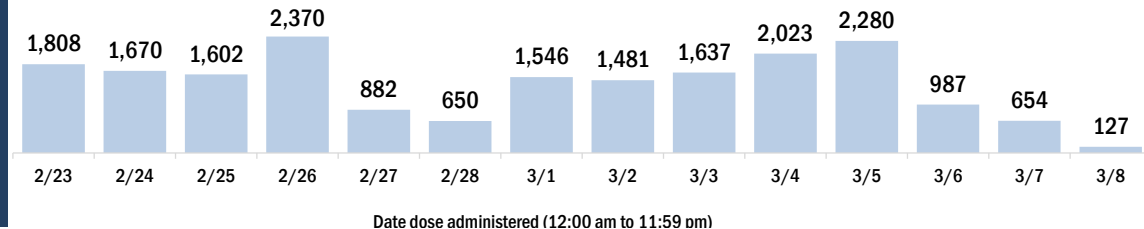


## Persons vaccinated for COVID-19 for the past 2 weeks

### Number of persons who received their first dose of a two-dose series of the COVID-19 vaccine



### Number of persons who completed the COVID-19 vaccine series



# COVID-19: Columbia County vaccine summary

Vaccination data through Mar 8, 2021 as of Mar 9, 2021 at 12:05 AM

Data in this report are provisional and subject to change.

Data in this summary pertain to COVID-19 vaccines approved by the U.S. Food and Drug Administration and have been issued an Emergency Use Authorization (Janssen COVID-19 Vaccine, Moderna COVID-19 Vaccine and Pfizer-BioNTech COVID-19 Vaccine). These data summarize the number of people who have received either their first dose or have completed the series for a COVID-19 vaccine. **A person can only be counted in one category, first dose or series complete.** For persons receiving Moderna or Pfizer vaccines, once they receive their second dose, they are moved from the first dose column to the series completed column. **Because of this, the total first dose category may show a change from report to report not matching the total receiving their first dose from the previous day.** Persons receiving Johnson & Johnson vaccines will always be counted in the series completed column.

## COVID-19 doses for vaccinated persons in Florida

**Doses administered** 13,075

People receiving one dose of a 1-dose series (Johnson & Johnson) or receiving only one dose of a 2-dose series (Moderna, Pfizer) count once. Persons receiving both doses of a 2-dose series count twice.

## Current status of persons vaccinated for COVID-19 in Florida

**Total people vaccinated** 7,934

First dose 2,783

Series completed 5,151

Completed 1-dose series 10

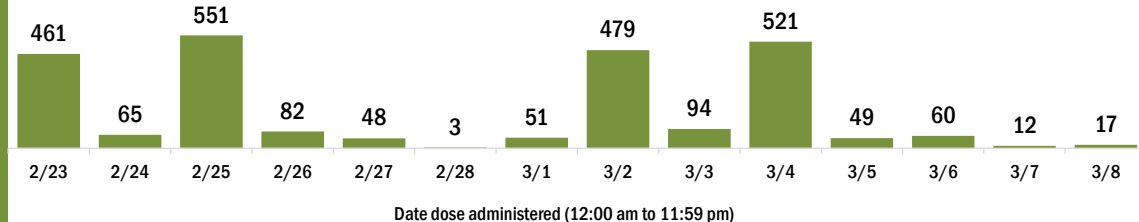
Completed 2-dose series 5,141

**First dose:** current number of people who have only received their first dose of the Moderna or Pfizer vaccine.

**Series complete:** current number of people who have received both Moderna or Pfizer vaccine doses or one Johnson & Johnson dose and are considered fully immunized.

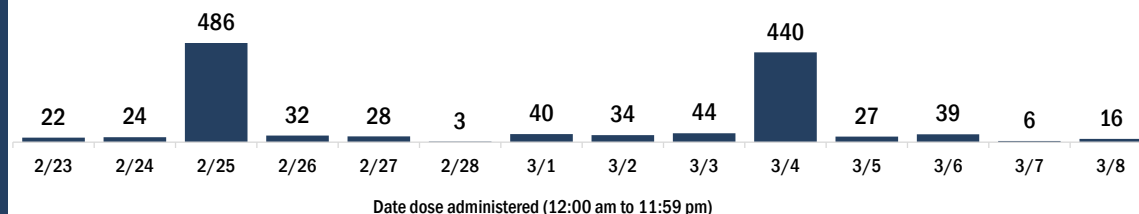
Demographic summary	First dose	Series complete	Total people vaccinated
<b>Age group</b>	2,783	5,151	7,934
16-24 years	22	54	76
25-34 years	69	150	219
35-44 years	120	195	315
45-54 years	213	273	486
55-64 years	360	373	733
65-74 years	1,145	2,280	3,425
75-84 years	673	1,379	2,052
85+ years	181	447	628
<b>Race</b>	2,783	5,151	7,934
White	1,720	3,385	5,105
Black	251	299	550
American Indian/Alaskan	10	13	23
Other	254	521	775
Unknown	548	933	1,481
<b>Other race</b> includes Asian, native Hawaiian/Pacific Islander, or other.			
<b>Ethnicity</b>	2,783	5,151	7,934
Hispanic	67	68	135
Non-Hispanic	968	2,205	3,173
Unknown	1,748	2,878	4,626
<b>Gender</b>	2,783	5,151	7,934
Female	1,716	3,008	4,724
Male	1,065	2,143	3,208
Unknown	2	0	2

## COVID-19 doses administered for the past 2 weeks

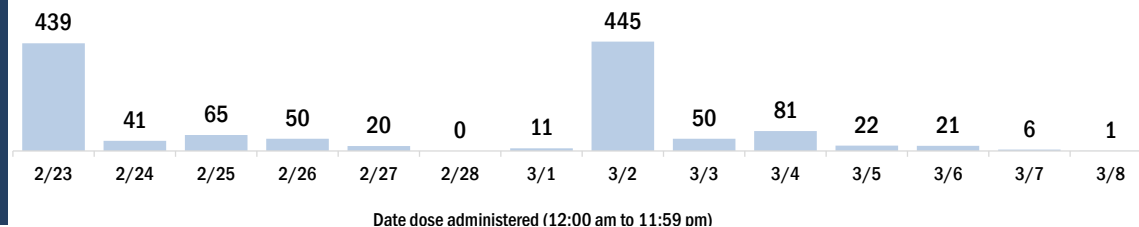


## Persons vaccinated for COVID-19 for the past 2 weeks

### Number of persons who received their first dose of a two-dose series of the COVID-19 vaccine



### Number of persons who completed the COVID-19 vaccine series



# COVID-19: Dade County vaccine summary

Vaccination data through Mar 8, 2021 as of Mar 9, 2021 at 12:05 AM

Data in this report are provisional and subject to change.

Data in this summary pertain to COVID-19 vaccines approved by the U.S. Food and Drug Administration and have been issued an Emergency Use Authorization (Janssen COVID-19 Vaccine, Moderna COVID-19 Vaccine and Pfizer-BioNTech COVID-19 Vaccine). These data summarize the number of people who have received either their first dose or have completed the series for a COVID-19 vaccine. **A person can only be counted in one category, first dose or series complete.** For persons receiving Moderna or Pfizer vaccines, once they receive their second dose, they are moved from the first dose column to the series completed column. **Because of this, the total first dose category may show a change from report to report not matching the total receiving their first dose from the previous day.** Persons receiving Johnson & Johnson vaccines will always be counted in the series completed column.

## COVID-19 doses for vaccinated persons in Florida

**Doses administered** 644,059

People receiving one dose of a 1-dose series (Johnson & Johnson) or receiving only one dose of a 2-dose series (Moderna, Pfizer) count once. Persons receiving both doses of a 2-dose series count twice.

## Current status of persons vaccinated for COVID-19 in Florida

**Total people vaccinated** 431,197

First dose 214,288

Series completed 216,909

Completed 1-dose series 4,047

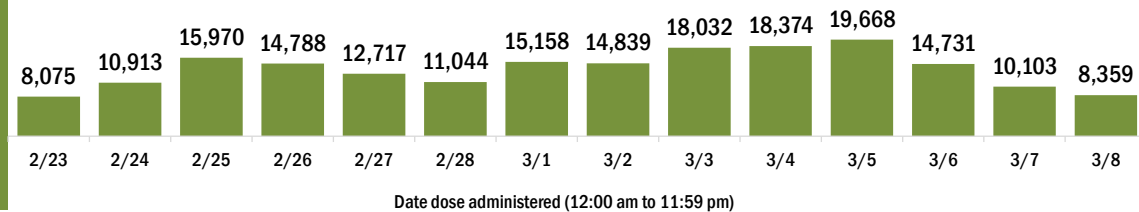
Completed 2-dose series 212,862

**First dose:** current number of people who have only received their first dose of the Moderna or Pfizer vaccine.

**Series complete:** current number of people who have received both Moderna or Pfizer vaccine doses or one Johnson & Johnson dose and are considered fully immunized.

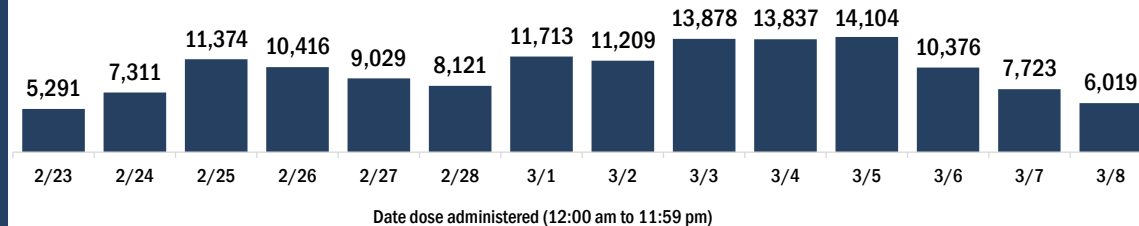
Demographic summary	First dose	Series complete	Total people vaccinated
<b>Age group</b>	<b>214,288</b>	<b>216,909</b>	<b>431,197</b>
16-24 years	3,595	2,659	6,254
25-34 years	9,978	10,806	20,784
35-44 years	14,659	12,799	27,458
45-54 years	23,152	16,611	39,763
55-64 years	36,935	21,851	58,786
65-74 years	68,201	81,021	149,222
75-84 years	41,403	51,159	92,562
85+ years	16,365	20,003	36,368
<b>Race</b>	<b>214,288</b>	<b>216,909</b>	<b>431,197</b>
White	150,632	153,669	304,301
Black	15,461	16,752	32,213
American Indian/Alaskan	631	484	1,115
Other	23,072	23,416	46,488
Unknown	24,492	22,588	47,080
<b>Other race</b> includes Asian, native Hawaiian/Pacific Islander, or other.			
<b>Ethnicity</b>	<b>214,288</b>	<b>216,909</b>	<b>431,197</b>
Hispanic	126,835	105,624	232,459
Non-Hispanic	39,936	66,375	106,311
Unknown	47,517	44,910	92,427
<b>Gender</b>	<b>214,288</b>	<b>216,909</b>	<b>431,197</b>
Female	122,734	124,089	246,823
Male	89,121	92,693	181,814
Unknown	2,433	127	2,560

## COVID-19 doses administered for the past 2 weeks

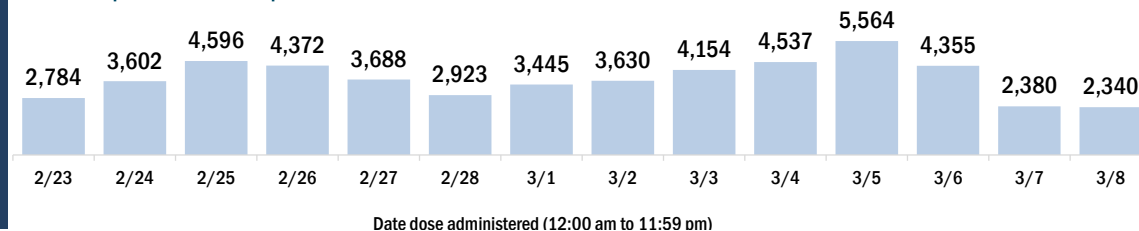


## Persons vaccinated for COVID-19 for the past 2 weeks

### Number of persons who received their first dose of a two-dose series of the COVID-19 vaccine



### Number of persons who completed the COVID-19 vaccine series



# COVID-19: Desoto County vaccine summary

Vaccination data through Mar 8, 2021 as of Mar 9, 2021 at 12:05 AM

Data in this report are provisional and subject to change.

Data in this summary pertain to COVID-19 vaccines approved by the U.S. Food and Drug Administration and have been issued an Emergency Use Authorization (Janssen COVID-19 Vaccine, Moderna COVID-19 Vaccine and Pfizer-BioNTech COVID-19 Vaccine). These data summarize the number of people who have received either their first dose or have completed the series for a COVID-19 vaccine. **A person can only be counted in one category, first dose or series complete.** For persons receiving Moderna or Pfizer vaccines, once they receive their second dose, they are moved from the first dose column to the series completed column. **Because of this, the total first dose category may show a change from report to report not matching the total receiving their first dose from the previous day.** Persons receiving Johnson & Johnson vaccines will always be counted in the series completed column.

## COVID-19 doses for vaccinated persons in Florida

**Doses administered** 6,736

People receiving one dose of a 1-dose series (Johnson & Johnson) or receiving only one dose of a 2-dose series (Moderna, Pfizer) count once. Persons receiving both doses of a 2-dose series count twice.

## Current status of persons vaccinated for COVID-19 in Florida

**Total people vaccinated** 4,514

First dose 2,285

Series completed 2,229

Completed 1-dose series 7

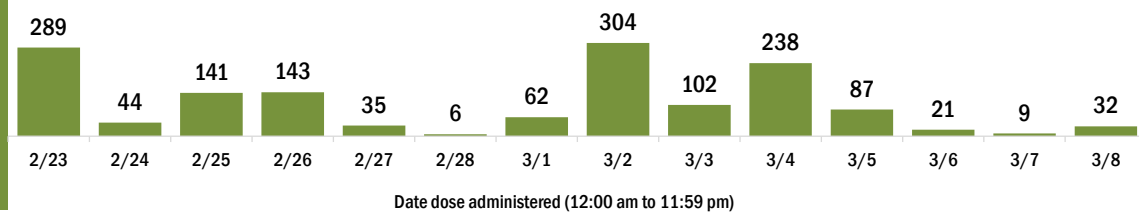
Completed 2-dose series 2,222

**First dose:** current number of people who have only received their first dose of the Moderna or Pfizer vaccine.

**Series complete:** current number of people who have received both Moderna or Pfizer vaccine doses or one Johnson & Johnson dose and are considered fully immunized.

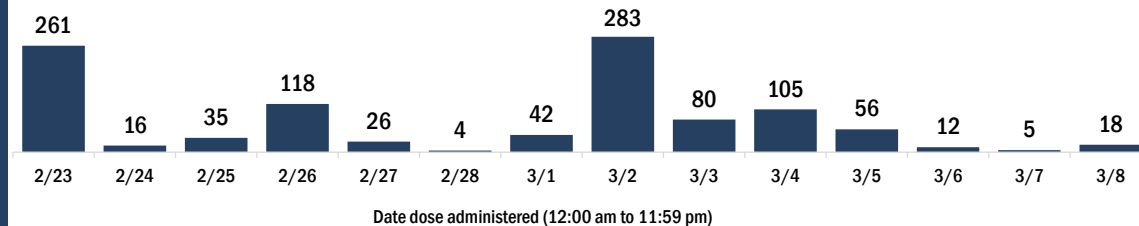
Demographic summary	First dose	Series complete	Total people vaccinated
<b>Age group</b>	2,285	2,229	4,514
16-24 years	14	13	27
25-34 years	48	55	103
35-44 years	123	59	182
45-54 years	215	102	317
55-64 years	355	140	495
65-74 years	869	987	1,856
75-84 years	552	684	1,236
85+ years	109	189	298
<b>Race</b>	2,285	2,229	4,514
White	1,151	1,713	2,864
Black	137	68	205
American Indian/Alaskan	0	4	4
Other	165	158	323
Unknown	832	286	1,118
<b>Other race</b> includes Asian, native Hawaiian/Pacific Islander, or other.			
<b>Ethnicity</b>	2,285	2,229	4,514
Hispanic	73	40	113
Non-Hispanic	623	514	1,137
Unknown	1,589	1,675	3,264
<b>Gender</b>	2,285	2,229	4,514
Female	1,023	1,245	2,268
Male	1,262	984	2,246
Unknown	0	0	0

## COVID-19 doses administered for the past 2 weeks

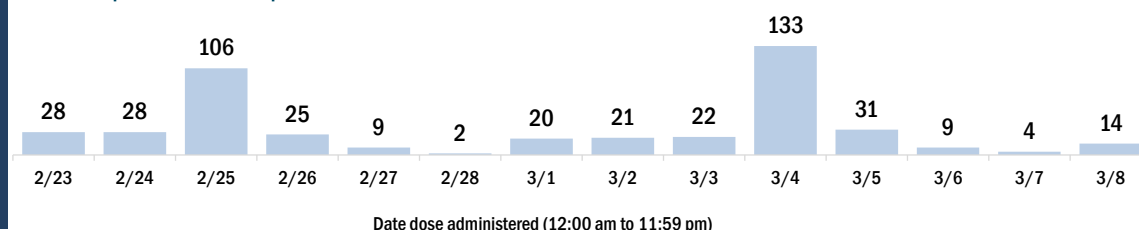


## Persons vaccinated for COVID-19 for the past 2 weeks

### Number of persons who received their first dose of a two-dose series of the COVID-19 vaccine



### Number of persons who completed the COVID-19 vaccine series





# COVID-19: Dixie County vaccine summary

Vaccination data through Mar 8, 2021 as of Mar 9, 2021 at 12:05 AM

Data in this report are provisional and subject to change.

Data in this summary pertain to COVID-19 vaccines approved by the U.S. Food and Drug Administration and have been issued an Emergency Use Authorization (Janssen COVID-19 Vaccine, Moderna COVID-19 Vaccine and Pfizer-BioNTech COVID-19 Vaccine). These data summarize the number of people who have received either their first dose or have completed the series for a COVID-19 vaccine. **A person can only be counted in one category, first dose or series complete.** For persons receiving Moderna or Pfizer vaccines, once they receive their second dose, they are moved from the first dose column to the series completed column. **Because of this, the total first dose category may show a change from report to report not matching the total receiving their first dose from the previous day.** Persons receiving Johnson & Johnson vaccines will always be counted in the series completed column.

## COVID-19 doses for vaccinated persons in Florida

**Doses administered** 2,792

People receiving one dose of a 1-dose series (Johnson & Johnson) or receiving only one dose of a 2-dose series (Moderna, Pfizer) count once. Persons receiving both doses of a 2-dose series count twice.

## Current status of persons vaccinated for COVID-19 in Florida

**Total people vaccinated** 1,773

First dose 749

Series completed 1,024

Completed 1-dose series 5

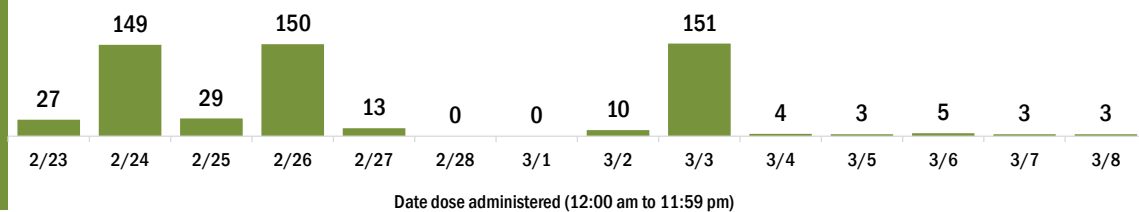
Completed 2-dose series 1,019

**First dose:** current number of people who have only received their first dose of the Moderna or Pfizer vaccine.

**Series complete:** current number of people who have received both Moderna or Pfizer vaccine doses or one Johnson & Johnson dose and are considered fully immunized.


Demographic summary	First dose	Series complete	Total people vaccinated
<b>Age group</b>	<b>749</b>	<b>1,024</b>	<b>1,773</b>
16-24 years	1	3	4
25-34 years	7	14	21
35-44 years	19	21	40
45-54 years	21	23	44
55-64 years	66	60	126
65-74 years	353	502	855
75-84 years	233	311	544
85+ years	49	90	139
<b>Race</b>	<b>749</b>	<b>1,024</b>	<b>1,773</b>
White	645	863	1,508
Black	30	30	60
American Indian/Alaskan	18	9	27
Other	23	34	57
Unknown	33	88	121
<b>Other race</b> includes Asian, native Hawaiian/Pacific Islander, or other.			
<b>Ethnicity</b>	<b>749</b>	<b>1,024</b>	<b>1,773</b>
Hispanic	16	13	29
Non-Hispanic	519	625	1,144
Unknown	214	386	600
<b>Gender</b>	<b>749</b>	<b>1,024</b>	<b>1,773</b>
Female	406	542	948
Male	343	482	825
Unknown	0	0	0

## COVID-19 doses administered for the past 2 weeks

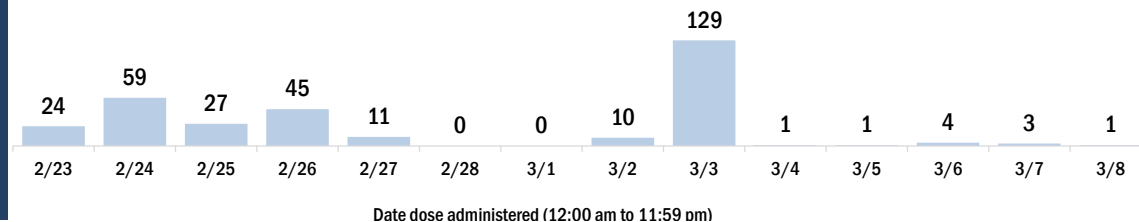


## Persons vaccinated for COVID-19 for the past 2 weeks

### Number of persons who received their first dose of a two-dose series of the COVID-19 vaccine



### Number of persons who completed the COVID-19 vaccine series



# COVID-19: Duval County vaccine summary

Vaccination data through Mar 8, 2021 as of Mar 9, 2021 at 12:05 AM

Data in this report are provisional and subject to change.

Data in this summary pertain to COVID-19 vaccines approved by the U.S. Food and Drug Administration and have been issued an Emergency Use Authorization (Janssen COVID-19 Vaccine, Moderna COVID-19 Vaccine and Pfizer-BioNTech COVID-19 Vaccine). These data summarize the number of people who have received either their first dose or have completed the series for a COVID-19 vaccine. **A person can only be counted in one category, first dose or series complete.** For persons receiving Moderna or Pfizer vaccines, once they receive their second dose, they are moved from the first dose column to the series completed column. **Because of this, the total first dose category may show a change from report to report not matching the total receiving their first dose from the previous day.** Persons receiving Johnson & Johnson vaccines will always be counted in the series completed column.

## COVID-19 doses for vaccinated persons in Florida

**Doses administered** 230,717

People receiving one dose of a 1-dose series (Johnson & Johnson) or receiving only one dose of a 2-dose series (Moderna, Pfizer) count once. Persons receiving both doses of a 2-dose series count twice.

## Current status of persons vaccinated for COVID-19 in Florida

**Total people vaccinated** 144,667

First dose 57,530

Series completed 87,137

Completed 1-dose series 1,087

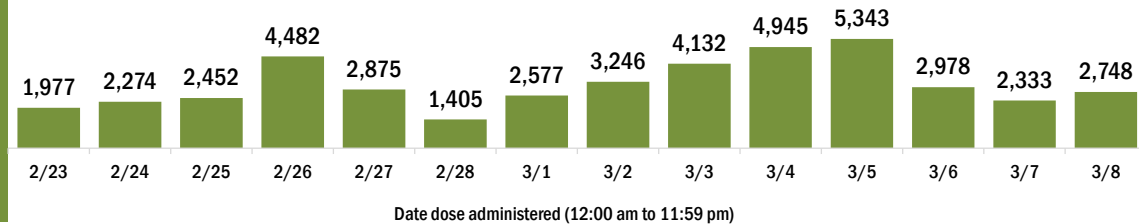
Completed 2-dose series 86,050

**First dose:** current number of people who have only received their first dose of the Moderna or Pfizer vaccine.

**Series complete:** current number of people who have received both Moderna or Pfizer vaccine doses or one Johnson & Johnson dose and are considered fully immunized.

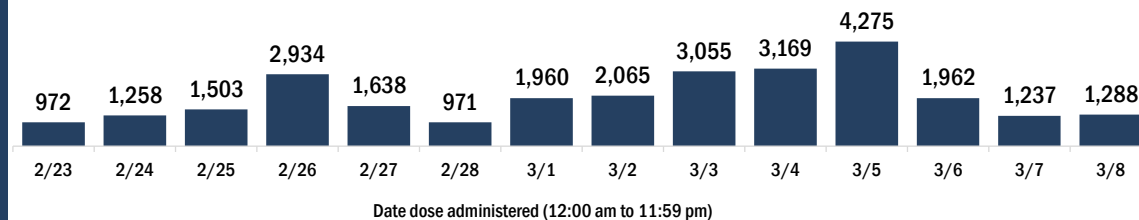
Demographic summary	First dose	Series complete	Total people vaccinated
<b>Age group</b>	<b>57,530</b>	<b>87,137</b>	<b>144,667</b>
16-24 years	1,278	1,460	2,738
25-34 years	3,380	5,777	9,157
35-44 years	4,209	6,195	10,404
45-54 years	6,077	6,948	13,025
55-64 years	10,723	9,371	20,094
65-74 years	20,193	34,739	54,932
75-84 years	8,533	16,720	25,253
85+ years	3,137	5,927	9,064
<b>Race</b>	<b>57,530</b>	<b>87,137</b>	<b>144,667</b>
White	30,454	52,382	82,836
Black	11,061	12,585	23,646
American Indian/Alaskan	142	261	403
Other	5,770	12,039	17,809
Unknown	10,103	9,870	19,973
<b>Other race</b> includes Asian, native Hawaiian/Pacific Islander, or other.			
<b>Ethnicity</b>	<b>57,530</b>	<b>87,137</b>	<b>144,667</b>
Hispanic	2,694	2,575	5,269
Non-Hispanic	35,670	56,242	91,912
Unknown	19,166	28,320	47,486
<b>Gender</b>	<b>57,530</b>	<b>87,137</b>	<b>144,667</b>
Female	33,056	51,534	84,590
Male	22,265	35,566	57,831
Unknown	2,209	37	2,246

## COVID-19 doses administered for the past 2 weeks

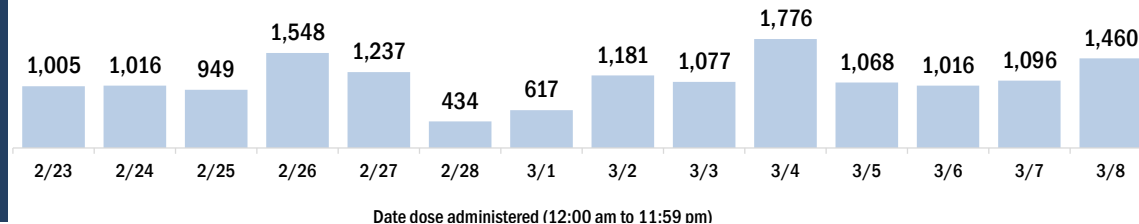


## Persons vaccinated for COVID-19 for the past 2 weeks

### Number of persons who received their first dose of a two-dose series of the COVID-19 vaccine



### Number of persons who completed the COVID-19 vaccine series



# COVID-19: Escambia County vaccine summary

Vaccination data through Mar 8, 2021 as of Mar 9, 2021 at 12:05 AM

Data in this report are provisional and subject to change.

Data in this summary pertain to COVID-19 vaccines approved by the U.S. Food and Drug Administration and have been issued an Emergency Use Authorization (Janssen COVID-19 Vaccine, Moderna COVID-19 Vaccine and Pfizer-BioNTech COVID-19 Vaccine). These data summarize the number of people who have received either their first dose or have completed the series for a COVID-19 vaccine. **A person can only be counted in one category, first dose or series complete.** For persons receiving Moderna or Pfizer vaccines, once they receive their second dose, they are moved from the first dose column to the series completed column. **Because of this, the total first dose category may show a change from report to report not matching the total receiving their first dose from the previous day.** Persons receiving Johnson & Johnson vaccines will always be counted in the series completed column.

## COVID-19 doses for vaccinated persons in Florida

**Doses administered** 72,839

People receiving one dose of a 1-dose series (Johnson & Johnson) or receiving only one dose of a 2-dose series (Moderna, Pfizer) count once. Persons receiving both doses of a 2-dose series count twice.

## Current status of persons vaccinated for COVID-19 in Florida

**Total people vaccinated** 47,965

First dose 23,080

Series completed 24,885

Completed 1-dose series 11

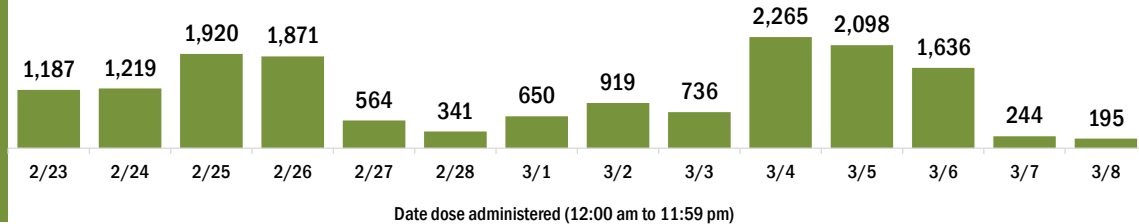
Completed 2-dose series 24,874

**First dose:** current number of people who have only received their first dose of the Moderna or Pfizer vaccine.

**Series complete:** current number of people who have received both Moderna or Pfizer vaccine doses or one Johnson & Johnson dose and are considered fully immunized.

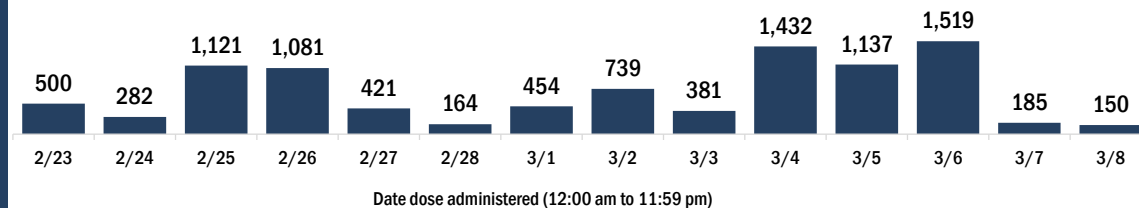
Demographic summary	First dose	Series complete	Total people vaccinated
<b>Age group</b>	<b>23,080</b>	<b>24,885</b>	<b>47,965</b>
16-24 years	397	309	706
25-34 years	1,183	1,142	2,325
35-44 years	1,374	1,354	2,728
45-54 years	2,170	1,553	3,723
55-64 years	3,954	2,197	6,151
65-74 years	8,103	10,187	18,290
75-84 years	4,350	5,846	10,196
85+ years	1,549	2,297	3,846
<b>Race</b>	<b>23,080</b>	<b>24,885</b>	<b>47,965</b>
White	12,395	15,205	27,600
Black	3,364	2,700	6,064
American Indian/Alaskan	151	123	274
Other	1,799	3,096	4,895
Unknown	5,371	3,761	9,132
<b>Other race</b> includes Asian, native Hawaiian/Pacific Islander, or other.			
<b>Ethnicity</b>	<b>23,080</b>	<b>24,885</b>	<b>47,965</b>
Hispanic	459	261	720
Non-Hispanic	12,104	14,610	26,714
Unknown	10,517	10,014	20,531
<b>Gender</b>	<b>23,080</b>	<b>24,885</b>	<b>47,965</b>
Female	13,872	14,866	28,738
Male	9,167	10,019	19,186
Unknown	41	0	41

## COVID-19 doses administered for the past 2 weeks

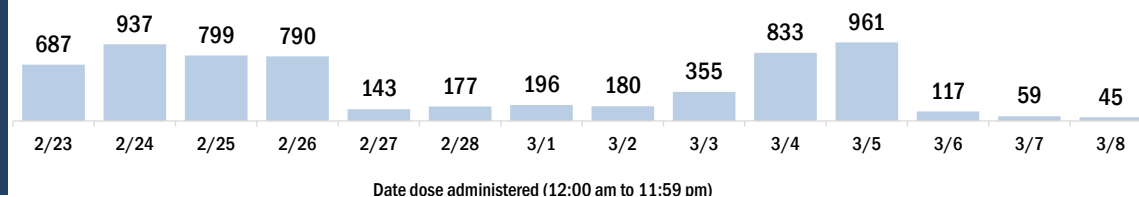


## Persons vaccinated for COVID-19 for the past 2 weeks

### Number of persons who received their first dose of a two-dose series of the COVID-19 vaccine



### Number of persons who completed the COVID-19 vaccine series



# COVID-19: Flagler County vaccine summary

Vaccination data through Mar 8, 2021 as of Mar 9, 2021 at 12:05 AM

Data in this report are provisional and subject to change.

Data in this summary pertain to COVID-19 vaccines approved by the U.S. Food and Drug Administration and have been issued an Emergency Use Authorization (Janssen COVID-19 Vaccine, Moderna COVID-19 Vaccine and Pfizer-BioNTech COVID-19 Vaccine). These data summarize the number of people who have received either their first dose or have completed the series for a COVID-19 vaccine. **A person can only be counted in one category, first dose or series complete.** For persons receiving Moderna or Pfizer vaccines, once they receive their second dose, they are moved from the first dose column to the series completed column. **Because of this, the total first dose category may show a change from report to report not matching the total receiving their first dose from the previous day.** Persons receiving Johnson & Johnson vaccines will always be counted in the series completed column.

## COVID-19 doses for vaccinated persons in Florida

**Doses administered** 38,198

People receiving one dose of a 1-dose series (Johnson & Johnson) or receiving only one dose of a 2-dose series (Moderna, Pfizer) count once. Persons receiving both doses of a 2-dose series count twice.

## Current status of persons vaccinated for COVID-19 in Florida

**Total people vaccinated** 27,042

First dose 15,797

Series completed 11,245

Completed 1-dose series 89

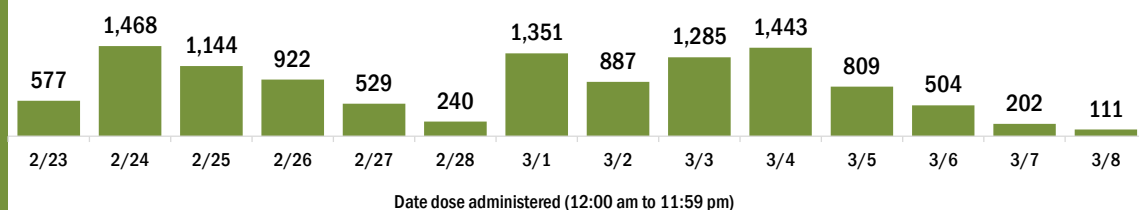
Completed 2-dose series 11,156

**First dose:** current number of people who have only received their first dose of the Moderna or Pfizer vaccine.

**Series complete:** current number of people who have received both Moderna or Pfizer vaccine doses or one Johnson & Johnson dose and are considered fully immunized.

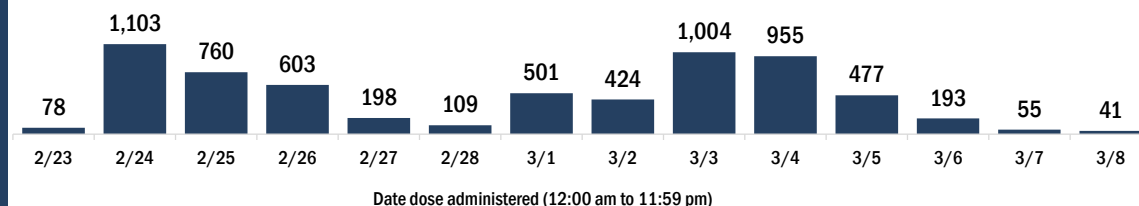
Demographic summary	First dose	Series complete	Total people vaccinated
<b>Age group</b>	<b>15,797</b>	<b>11,245</b>	<b>27,042</b>
16-24 years	89	85	174
25-34 years	170	256	426
35-44 years	272	461	733
45-54 years	485	608	1,093
55-64 years	1,296	926	2,222
65-74 years	7,495	5,299	12,794
75-84 years	4,656	2,871	7,527
85+ years	1,334	739	2,073
<b>Race</b>	<b>15,797</b>	<b>11,245</b>	<b>27,042</b>
White	10,471	7,171	17,642
Black	1,074	456	1,530
American Indian/Alaskan	109	54	163
Other	1,111	1,583	2,694
Unknown	3,032	1,981	5,013
<b>Other race</b> includes Asian, native Hawaiian/Pacific Islander, or other.			
<b>Ethnicity</b>	<b>15,797</b>	<b>11,245</b>	<b>27,042</b>
Hispanic	803	254	1,057
Non-Hispanic	8,842	5,701	14,543
Unknown	6,152	5,290	11,442
<b>Gender</b>	<b>15,797</b>	<b>11,245</b>	<b>27,042</b>
Female	8,665	6,369	15,034
Male	6,983	4,822	11,805
Unknown	149	54	203

## COVID-19 doses administered for the past 2 weeks

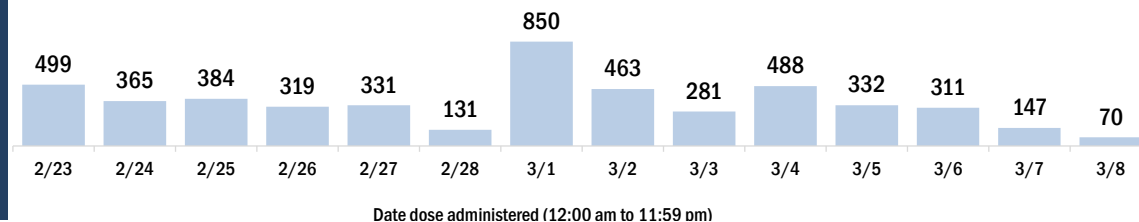


## Persons vaccinated for COVID-19 for the past 2 weeks

### Number of persons who received their first dose of a two-dose series of the COVID-19 vaccine



### Number of persons who completed the COVID-19 vaccine series



# COVID-19: Franklin County vaccine summary

Vaccination data through Mar 8, 2021 as of Mar 9, 2021 at 12:05 AM

Data in this report are provisional and subject to change.

Data in this summary pertain to COVID-19 vaccines approved by the U.S. Food and Drug Administration and have been issued an Emergency Use Authorization (Janssen COVID-19 Vaccine, Moderna COVID-19 Vaccine and Pfizer-BioNTech COVID-19 Vaccine). These data summarize the number of people who have received either their first dose or have completed the series for a COVID-19 vaccine. **A person can only be counted in one category, first dose or series complete.** For persons receiving Moderna or Pfizer vaccines, once they receive their second dose, they are moved from the first dose column to the series completed column. **Because of this, the total first dose category may show a change from report to report not matching the total receiving their first dose from the previous day.** Persons receiving Johnson & Johnson vaccines will always be counted in the series completed column.

## COVID-19 doses for vaccinated persons in Florida

**Doses administered** 4,285

People receiving one dose of a 1-dose series (Johnson & Johnson) or receiving only one dose of a 2-dose series (Moderna, Pfizer) count once. Persons receiving both doses of a 2-dose series count twice.

## Current status of persons vaccinated for COVID-19 in Florida

**Total people vaccinated** 2,443

First dose 600

Series completed 1,843

Completed 1-dose series 1

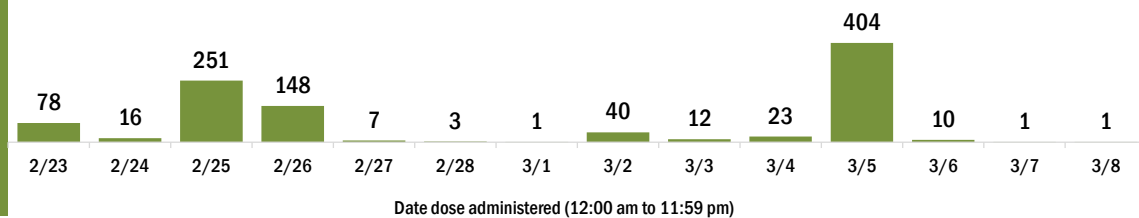
Completed 2-dose series 1,842

**First dose:** current number of people who have only received their first dose of the Moderna or Pfizer vaccine.

**Series complete:** current number of people who have received both Moderna or Pfizer vaccine doses or one Johnson & Johnson dose and are considered fully immunized.

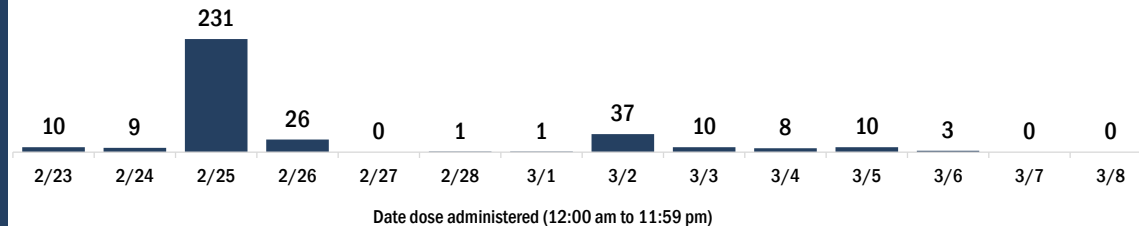
Demographic summary	First dose	Series complete	Total people vaccinated
<b>Age group</b>	600	1,843	2,443
16-24 years	3	9	12
25-34 years	18	17	35
35-44 years	17	29	46
45-54 years	39	65	104
55-64 years	115	183	298
65-74 years	271	967	1,238
75-84 years	109	482	591
85+ years	28	91	119
<b>Race</b>	600	1,843	2,443
White	518	1,660	2,178
Black	32	72	104
American Indian/Alaskan	0	6	6
Other	22	83	105
Unknown	28	22	50
<b>Other race</b> includes Asian, native Hawaiian/Pacific Islander, or other.			
<b>Ethnicity</b>	600	1,843	2,443
Hispanic	7	13	20
Non-Hispanic	439	1,438	1,877
Unknown	154	392	546
<b>Gender</b>	600	1,843	2,443
Female	322	960	1,282
Male	278	883	1,161
Unknown	0	0	0

## COVID-19 doses administered for the past 2 weeks




## Persons vaccinated for COVID-19 for the past 2 weeks

### Number of persons who received their first dose of a two-dose series of the COVID-19 vaccine



### Number of persons who completed the COVID-19 vaccine series



# COVID-19: Gadsden County vaccine summary

Vaccination data through Mar 8, 2021 as of Mar 9, 2021 at 12:05 AM

Data in this report are provisional and subject to change.

Data in this summary pertain to COVID-19 vaccines approved by the U.S. Food and Drug Administration and have been issued an Emergency Use Authorization (Janssen COVID-19 Vaccine, Moderna COVID-19 Vaccine and Pfizer-BioNTech COVID-19 Vaccine). These data summarize the number of people who have received either their first dose or have completed the series for a COVID-19 vaccine. **A person can only be counted in one category, first dose or series complete.** For persons receiving Moderna or Pfizer vaccines, once they receive their second dose, they are moved from the first dose column to the series completed column. **Because of this, the total first dose category may show a change from report to report not matching the total receiving their first dose from the previous day.** Persons receiving Johnson & Johnson vaccines will always be counted in the series completed column.

## COVID-19 doses for vaccinated persons in Florida

**Doses administered** 13,847

People receiving one dose of a 1-dose series (Johnson & Johnson) or receiving only one dose of a 2-dose series (Moderna, Pfizer) count once. Persons receiving both doses of a 2-dose series count twice.

## Current status of persons vaccinated for COVID-19 in Florida

**Total people vaccinated** 8,302

First dose 2,752

Series completed 5,550

Completed 1-dose series 5

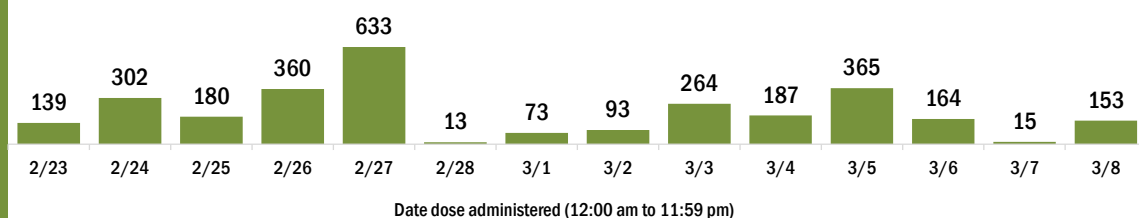
Completed 2-dose series 5,545

**First dose:** current number of people who have only received their first dose of the Moderna or Pfizer vaccine.

**Series complete:** current number of people who have received both Moderna or Pfizer vaccine doses or one Johnson & Johnson dose and are considered fully immunized.

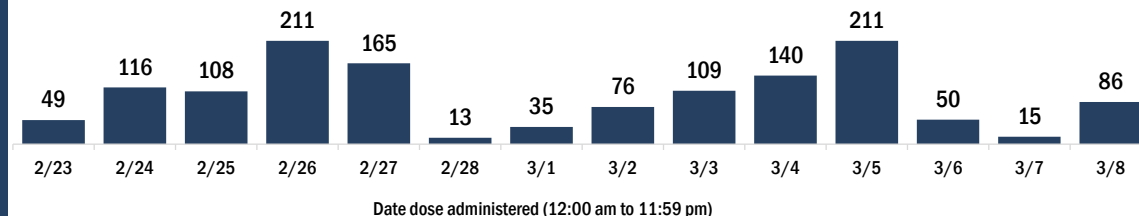
Demographic summary	First dose	Series complete	Total people vaccinated
<b>Age group</b>	2,752	5,550	8,302
16-24 years	35	42	77
25-34 years	88	107	195
35-44 years	172	203	375
45-54 years	357	328	685
55-64 years	714	544	1,258
65-74 years	875	2,570	3,445
75-84 years	385	1,314	1,699
85+ years	126	442	568
<b>Race</b>	2,752	5,550	8,302
White	884	2,205	3,089
Black	1,186	2,060	3,246
American Indian/Alaskan	4	12	16
Other	339	890	1,229
Unknown	339	383	722
<b>Other race</b> includes Asian, native Hawaiian/Pacific Islander, or other.			
<b>Ethnicity</b>	2,752	5,550	8,302
Hispanic	86	117	203
Non-Hispanic	1,735	3,493	5,228
Unknown	931	1,940	2,871
<b>Gender</b>	2,752	5,550	8,302
Female	1,650	3,330	4,980
Male	1,102	2,220	3,322
Unknown	0	0	0

## COVID-19 doses administered for the past 2 weeks

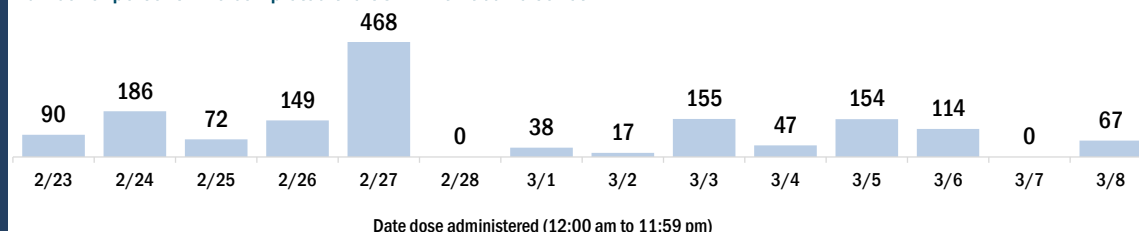


## Persons vaccinated for COVID-19 for the past 2 weeks

### Number of persons who received their first dose of a two-dose series of the COVID-19 vaccine



### Number of persons who completed the COVID-19 vaccine series



# COVID-19: Gilchrist County vaccine summary

Vaccination data through Mar 8, 2021 as of Mar 9, 2021 at 12:05 AM

Data in this report are provisional and subject to change.

Data in this summary pertain to COVID-19 vaccines approved by the U.S. Food and Drug Administration and have been issued an Emergency Use Authorization (Janssen COVID-19 Vaccine, Moderna COVID-19 Vaccine and Pfizer-BioNTech COVID-19 Vaccine). These data summarize the number of people who have received either their first dose or have completed the series for a COVID-19 vaccine. **A person can only be counted in one category, first dose or series complete.** For persons receiving Moderna or Pfizer vaccines, once they receive their second dose, they are moved from the first dose column to the series completed column. **Because of this, the total first dose category may show a change from report to report not matching the total receiving their first dose from the previous day.** Persons receiving Johnson & Johnson vaccines will always be counted in the series completed column.

## COVID-19 doses for vaccinated persons in Florida

**Doses administered** 3,288

People receiving one dose of a 1-dose series (Johnson & Johnson) or receiving only one dose of a 2-dose series (Moderna, Pfizer) count once. Persons receiving both doses of a 2-dose series count twice.

## Current status of persons vaccinated for COVID-19 in Florida

**Total people vaccinated** 1,885

First dose 481

Series completed 1,404

Completed 1-dose series 1

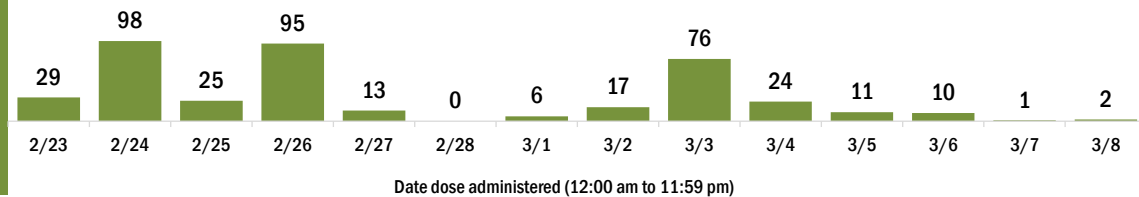
Completed 2-dose series 1,403

**First dose:** current number of people who have only received their first dose of the Moderna or Pfizer vaccine.

**Series complete:** current number of people who have received both Moderna or Pfizer vaccine doses or one Johnson & Johnson dose and are considered fully immunized.

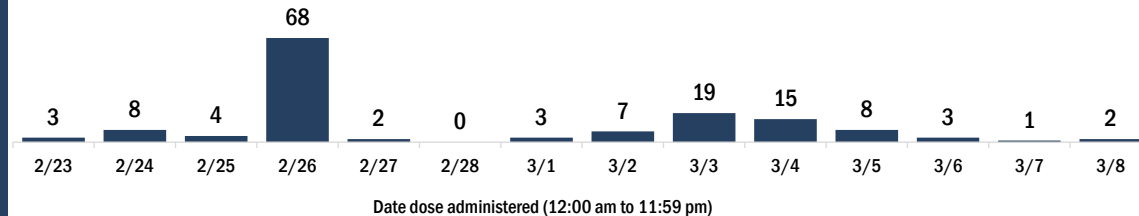
Demographic summary	First dose	Series complete	Total people vaccinated
<b>Age group</b>	<b>481</b>	<b>1,404</b>	<b>1,885</b>
16-24 years	8	28	36
25-34 years	8	42	50
35-44 years	14	55	69
45-54 years	21	82	103
55-64 years	60	104	164
65-74 years	222	543	765
75-84 years	112	406	518
85+ years	36	144	180
<b>Race</b>	<b>481</b>	<b>1,404</b>	<b>1,885</b>
White	332	890	1,222
Black	4	15	19
American Indian/Alaskan	1	3	4
Other	51	150	201
Unknown	93	346	439
<b>Other race</b> includes Asian, native Hawaiian/Pacific Islander, or other.			
<b>Ethnicity</b>	<b>481</b>	<b>1,404</b>	<b>1,885</b>
Hispanic	1	12	13
Non-Hispanic	137	467	604
Unknown	343	925	1,268
<b>Gender</b>	<b>481</b>	<b>1,404</b>	<b>1,885</b>
Female	301	840	1,141
Male	180	564	744
Unknown	0	0	0

## COVID-19 doses administered for the past 2 weeks

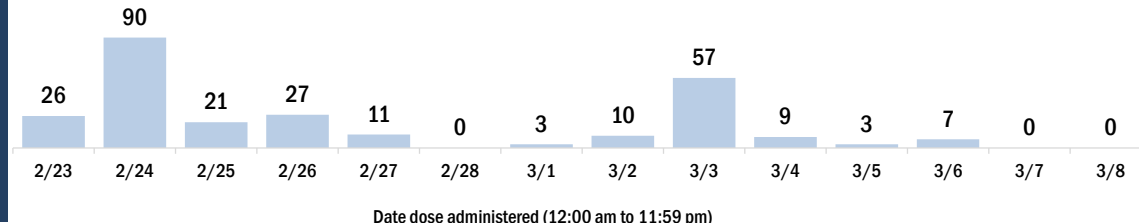


## Persons vaccinated for COVID-19 for the past 2 weeks

### Number of persons who received their first dose of a two-dose series of the COVID-19 vaccine



### Number of persons who completed the COVID-19 vaccine series





# COVID-19: Glades County vaccine summary

Vaccination data through Mar 8, 2021 as of Mar 9, 2021 at 12:05 AM

Data in this report are provisional and subject to change.

Data in this summary pertain to COVID-19 vaccines approved by the U.S. Food and Drug Administration and have been issued an Emergency Use Authorization (Janssen COVID-19 Vaccine, Moderna COVID-19 Vaccine and Pfizer-BioNTech COVID-19 Vaccine). These data summarize the number of people who have received either their first dose or have completed the series for a COVID-19 vaccine. **A person can only be counted in one category, first dose or series complete.** For persons receiving Moderna or Pfizer vaccines, once they receive their second dose, they are moved from the first dose column to the series completed column. **Because of this, the total first dose category may show a change from report to report not matching the total receiving their first dose from the previous day.** Persons receiving Johnson & Johnson vaccines will always be counted in the series completed column.

## COVID-19 doses for vaccinated persons in Florida

**Doses administered** 2,094

People receiving one dose of a 1-dose series (Johnson & Johnson) or receiving only one dose of a 2-dose series (Moderna, Pfizer) count once. Persons receiving both doses of a 2-dose series count twice.

## Current status of persons vaccinated for COVID-19 in Florida

**Total people vaccinated** 1,311

First dose 528

Series completed 783

Completed 1-dose series 0

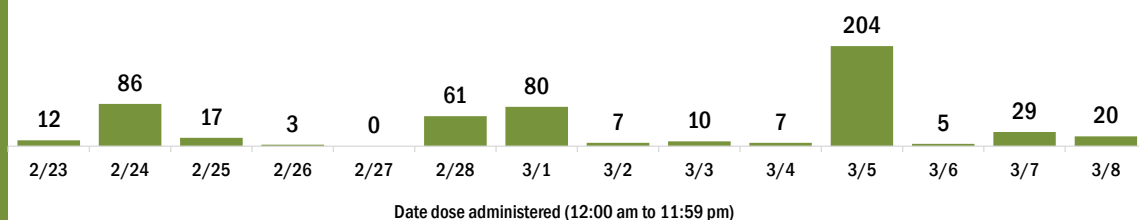
Completed 2-dose series 783

**First dose:** current number of people who have only received their first dose of the Moderna or Pfizer vaccine.

**Series complete:** current number of people who have received both Moderna or Pfizer vaccine doses or one Johnson & Johnson dose and are considered fully immunized.

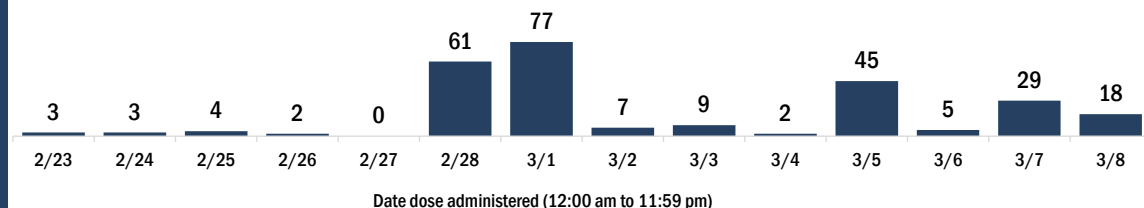
Demographic summary	First dose	Series complete	Total people vaccinated
<b>Age group</b>	<b>528</b>	<b>783</b>	<b>1,311</b>
16-24 years	3	0	3
25-34 years	8	3	11
35-44 years	2	4	6
45-54 years	20	14	34
55-64 years	74	34	108
65-74 years	250	361	611
75-84 years	155	301	456
85+ years	16	66	82
<b>Race</b>	<b>528</b>	<b>783</b>	<b>1,311</b>
White	394	594	988
Black	15	34	49
American Indian/Alaskan	3	6	9
Other	28	41	69
Unknown	88	108	196
<b>Other race</b> includes Asian, native Hawaiian/Pacific Islander, or other.			
<b>Ethnicity</b>	<b>528</b>	<b>783</b>	<b>1,311</b>
Hispanic	11	17	28
Non-Hispanic	208	306	514
Unknown	309	460	769
<b>Gender</b>	<b>528</b>	<b>783</b>	<b>1,311</b>
Female	270	394	664
Male	258	389	647
Unknown	0	0	0

## COVID-19 doses administered for the past 2 weeks

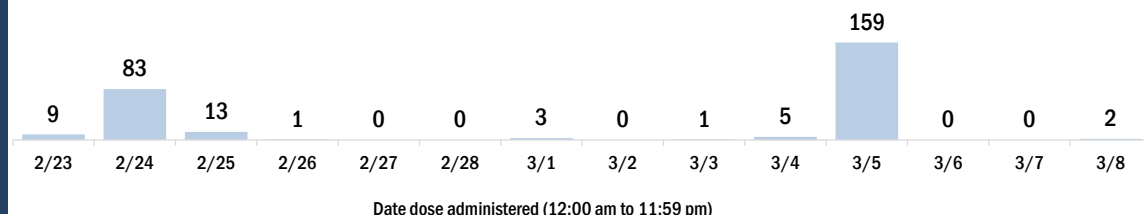


## Persons vaccinated for COVID-19 for the past 2 weeks

### Number of persons who received their first dose of a two-dose series of the COVID-19 vaccine



### Number of persons who completed the COVID-19 vaccine series



# COVID-19: Gulf County vaccine summary

Vaccination data through Mar 8, 2021 as of Mar 9, 2021 at 12:05 AM

Data in this report are provisional and subject to change.

Data in this summary pertain to COVID-19 vaccines approved by the U.S. Food and Drug Administration and have been issued an Emergency Use Authorization (Janssen COVID-19 Vaccine, Moderna COVID-19 Vaccine and Pfizer-BioNTech COVID-19 Vaccine). These data summarize the number of people who have received either their first dose or have completed the series for a COVID-19 vaccine. **A person can only be counted in one category, first dose or series complete.** For persons receiving Moderna or Pfizer vaccines, once they receive their second dose, they are moved from the first dose column to the series completed column. **Because of this, the total first dose category may show a change from report to report not matching the total receiving their first dose from the previous day.** Persons receiving Johnson & Johnson vaccines will always be counted in the series completed column.

## COVID-19 doses for vaccinated persons in Florida

**Doses administered** 4,594

People receiving one dose of a 1-dose series (Johnson & Johnson) or receiving only one dose of a 2-dose series (Moderna, Pfizer) count once. Persons receiving both doses of a 2-dose series count twice.

## Current status of persons vaccinated for COVID-19 in Florida

**Total people vaccinated** 2,645

First dose 696

Series completed 1,949

Completed 1-dose series 0

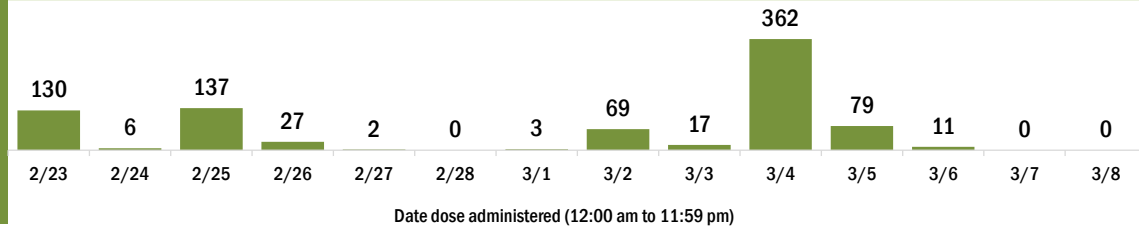
Completed 2-dose series 1,949

**First dose:** current number of people who have only received their first dose of the Moderna or Pfizer vaccine.

**Series complete:** current number of people who have received both Moderna or Pfizer vaccine doses or one Johnson & Johnson dose and are considered fully immunized.

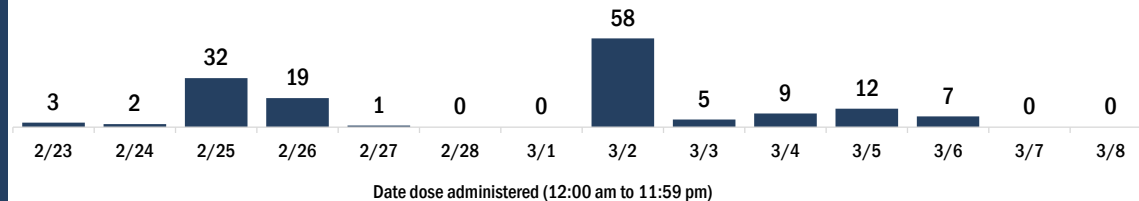
Demographic summary	First dose	Series complete	Total people vaccinated
<b>Age group</b>	696	1,949	2,645
16-24 years	10	9	19
25-34 years	22	23	45
35-44 years	31	36	67
45-54 years	49	71	120
55-64 years	107	121	228
65-74 years	298	1,057	1,355
75-84 years	152	488	640
85+ years	27	144	171
<b>Race</b>	696	1,949	2,645
White	562	1,777	2,339
Black	44	92	136
American Indian/Alaskan	3	5	8
Other	48	37	85
Unknown	39	38	77
<b>Other race</b> includes Asian, native Hawaiian/Pacific Islander, or other.			
<b>Ethnicity</b>	696	1,949	2,645
Hispanic	8	10	18
Non-Hispanic	377	1,518	1,895
Unknown	311	421	732
<b>Gender</b>	696	1,949	2,645
Female	378	1,022	1,400
Male	318	927	1,245
Unknown	0	0	0

## COVID-19 doses administered for the past 2 weeks

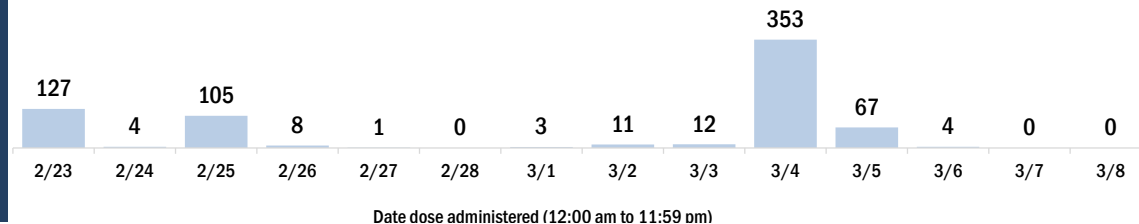


## Persons vaccinated for COVID-19 for the past 2 weeks

### Number of persons who received their first dose of a two-dose series of the COVID-19 vaccine



### Number of persons who completed the COVID-19 vaccine series



# COVID-19: Hamilton County vaccine summary

Vaccination data through Mar 8, 2021 as of Mar 9, 2021 at 12:05 AM

Data in this report are provisional and subject to change.

Data in this summary pertain to COVID-19 vaccines approved by the U.S. Food and Drug Administration and have been issued an Emergency Use Authorization (Janssen COVID-19 Vaccine, Moderna COVID-19 Vaccine and Pfizer-BioNTech COVID-19 Vaccine). These data summarize the number of people who have received either their first dose or have completed the series for a COVID-19 vaccine. **A person can only be counted in one category, first dose or series complete.** For persons receiving Moderna or Pfizer vaccines, once they receive their second dose, they are moved from the first dose column to the series completed column. **Because of this, the total first dose category may show a change from report to report not matching the total receiving their first dose from the previous day.** Persons receiving Johnson & Johnson vaccines will always be counted in the series completed column.

## COVID-19 doses for vaccinated persons in Florida

**Doses administered** 2,713

People receiving one dose of a 1-dose series (Johnson & Johnson) or receiving only one dose of a 2-dose series (Moderna, Pfizer) count once. Persons receiving both doses of a 2-dose series count twice.

## Current status of persons vaccinated for COVID-19 in Florida

**Total people vaccinated** 1,555

First dose 397

Series completed 1,158

Completed 1-dose series 0

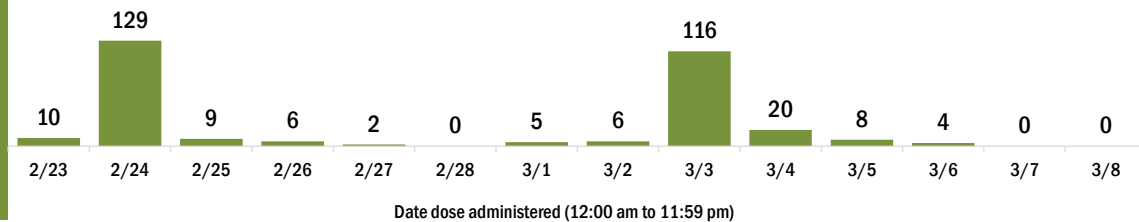
Completed 2-dose series 1,158

**First dose:** current number of people who have only received their first dose of the Moderna or Pfizer vaccine.

**Series complete:** current number of people who have received both Moderna or Pfizer vaccine doses or one Johnson & Johnson dose and are considered fully immunized.

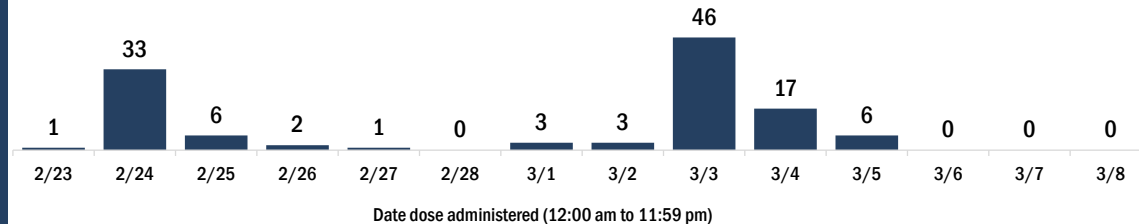
Demographic summary	First dose	Series complete	Total people vaccinated
<b>Age group</b>	397	1,158	1,555
16-24 years	3	6	9
25-34 years	5	13	18
35-44 years	15	21	36
45-54 years	33	27	60
55-64 years	56	44	100
65-74 years	167	624	791
75-84 years	82	345	427
85+ years	36	78	114
<b>Race</b>	397	1,158	1,555
White	181	697	878
Black	76	193	269
American Indian/Alaskan	0	0	0
Other	83	98	181
Unknown	57	170	227
<b>Other race</b> includes Asian, native Hawaiian/Pacific Islander, or other.			
<b>Ethnicity</b>	397	1,158	1,555
Hispanic	6	7	13
Non-Hispanic	215	518	733
Unknown	176	633	809
<b>Gender</b>	397	1,158	1,555
Female	240	628	868
Male	157	530	687
Unknown	0	0	0

## COVID-19 doses administered for the past 2 weeks

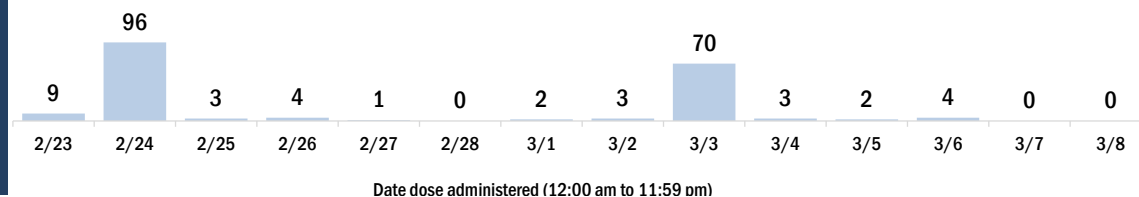


## Persons vaccinated for COVID-19 for the past 2 weeks

### Number of persons who received their first dose of a two-dose series of the COVID-19 vaccine



### Number of persons who completed the COVID-19 vaccine series



# COVID-19: Hardee County vaccine summary

Vaccination data through Mar 8, 2021 as of Mar 9, 2021 at 12:05 AM

Data in this report are provisional and subject to change.

Data in this summary pertain to COVID-19 vaccines approved by the U.S. Food and Drug Administration and have been issued an Emergency Use Authorization (Janssen COVID-19 Vaccine, Moderna COVID-19 Vaccine and Pfizer-BioNTech COVID-19 Vaccine). These data summarize the number of people who have received either their first dose or have completed the series for a COVID-19 vaccine. **A person can only be counted in one category, first dose or series complete.** For persons receiving Moderna or Pfizer vaccines, once they receive their second dose, they are moved from the first dose column to the series completed column. **Because of this, the total first dose category may show a change from report to report not matching the total receiving their first dose from the previous day.** Persons receiving Johnson & Johnson vaccines will always be counted in the series completed column.

## COVID-19 doses for vaccinated persons in Florida

**Doses administered** 3,778

People receiving one dose of a 1-dose series (Johnson & Johnson) or receiving only one dose of a 2-dose series (Moderna, Pfizer) count once. Persons receiving both doses of a 2-dose series count twice.

## Current status of persons vaccinated for COVID-19 in Florida

**Total people vaccinated** 2,429

First dose 1,079

Series completed 1,350

Completed 1-dose series 1

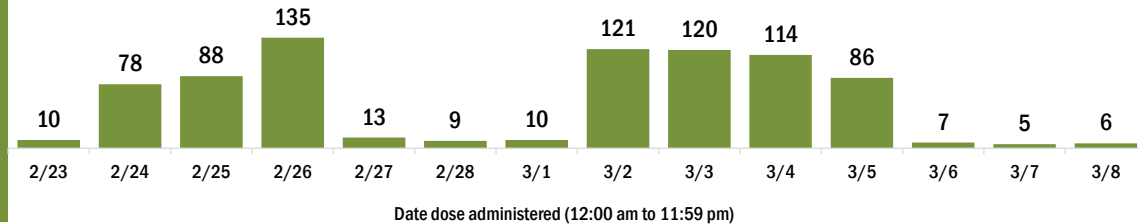
Completed 2-dose series 1,349

**First dose:** current number of people who have only received their first dose of the Moderna or Pfizer vaccine.

**Series complete:** current number of people who have received both Moderna or Pfizer vaccine doses or one Johnson & Johnson dose and are considered fully immunized.

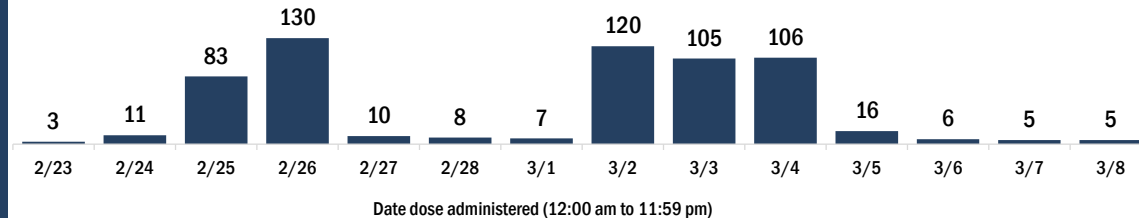
Demographic summary	First dose	Series complete	Total people vaccinated
<b>Age group</b>	<b>1,079</b>	<b>1,350</b>	<b>2,429</b>
16-24 years	9	12	21
25-34 years	16	40	56
35-44 years	18	44	62
45-54 years	25	57	82
55-64 years	68	86	154
65-74 years	514	566	1,080
75-84 years	337	417	754
85+ years	92	128	220
<b>Race</b>	<b>1,079</b>	<b>1,350</b>	<b>2,429</b>
White	817	940	1,757
Black	21	28	49
American Indian/Alaskan	2	8	10
Other	150	297	447
Unknown	89	77	166
<b>Other race</b> includes Asian, native Hawaiian/Pacific Islander, or other.			
<b>Ethnicity</b>	<b>1,079</b>	<b>1,350</b>	<b>2,429</b>
Hispanic	46	104	150
Non-Hispanic	502	645	1,147
Unknown	531	601	1,132
<b>Gender</b>	<b>1,079</b>	<b>1,350</b>	<b>2,429</b>
Female	597	749	1,346
Male	480	601	1,081
Unknown	2	0	2

## COVID-19 doses administered for the past 2 weeks

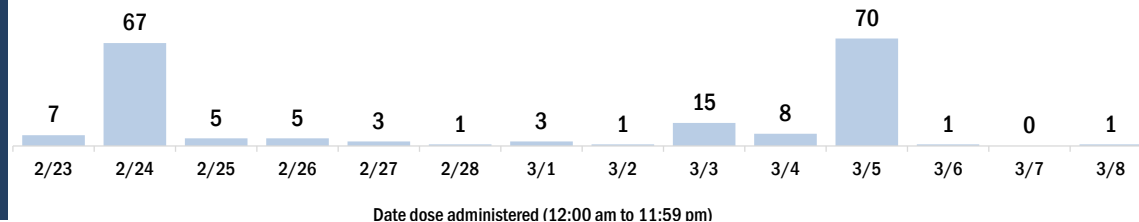


## Persons vaccinated for COVID-19 for the past 2 weeks

### Number of persons who received their first dose of a two-dose series of the COVID-19 vaccine



### Number of persons who completed the COVID-19 vaccine series



# COVID-19: Hendry County vaccine summary

Vaccination data through Mar 8, 2021 as of Mar 9, 2021 at 12:05 AM

Data in this report are provisional and subject to change.

Data in this summary pertain to COVID-19 vaccines approved by the U.S. Food and Drug Administration and have been issued an Emergency Use Authorization (Janssen COVID-19 Vaccine, Moderna COVID-19 Vaccine and Pfizer-BioNTech COVID-19 Vaccine). These data summarize the number of people who have received either their first dose or have completed the series for a COVID-19 vaccine. **A person can only be counted in one category, first dose or series complete.** For persons receiving Moderna or Pfizer vaccines, once they receive their second dose, they are moved from the first dose column to the series completed column. **Because of this, the total first dose category may show a change from report to report not matching the total receiving their first dose from the previous day.** Persons receiving Johnson & Johnson vaccines will always be counted in the series completed column.

## COVID-19 doses for vaccinated persons in Florida

**Doses administered** 6,108

People receiving one dose of a 1-dose series (Johnson & Johnson) or receiving only one dose of a 2-dose series (Moderna, Pfizer) count once. Persons receiving both doses of a 2-dose series count twice.

## Current status of persons vaccinated for COVID-19 in Florida

**Total people vaccinated** 3,917

First dose 1,723

Series completed 2,194

Completed 1-dose series 3

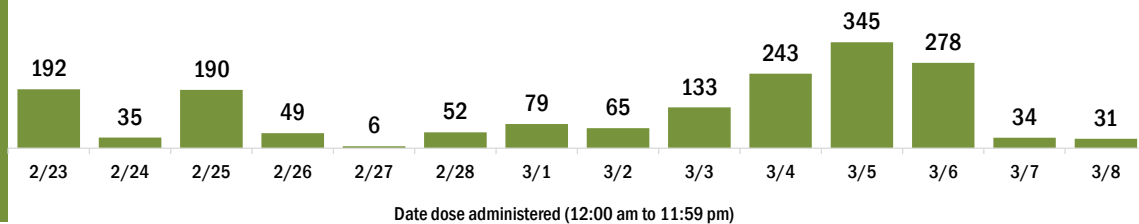
Completed 2-dose series 2,191

**First dose:** current number of people who have only received their first dose of the Moderna or Pfizer vaccine.

**Series complete:** current number of people who have received both Moderna or Pfizer vaccine doses or one Johnson & Johnson dose and are considered fully immunized.

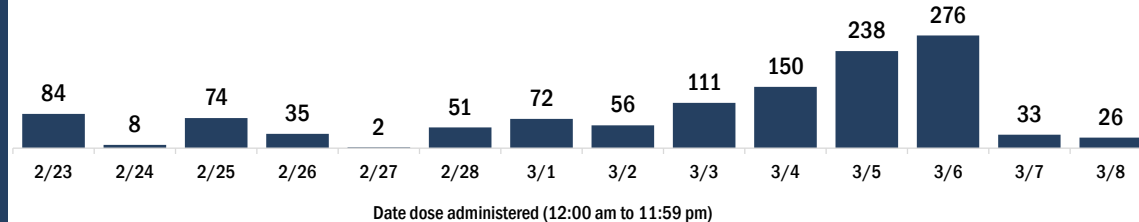
Demographic summary	First dose	Series complete	Total people vaccinated
<b>Age group</b>	<b>1,723</b>	<b>2,194</b>	<b>3,917</b>
16-24 years	26	26	52
25-34 years	38	47	85
35-44 years	42	56	98
45-54 years	89	89	178
55-64 years	199	149	348
65-74 years	835	1,022	1,857
75-84 years	398	620	1,018
85+ years	96	185	281
<b>Race</b>	<b>1,723</b>	<b>2,194</b>	<b>3,917</b>
White	1,192	1,379	2,571
Black	92	154	246
American Indian/Alaskan	11	6	17
Other	229	407	636
Unknown	199	248	447
<b>Other race</b> includes Asian, native Hawaiian/Pacific Islander, or other.			
<b>Ethnicity</b>	<b>1,723</b>	<b>2,194</b>	<b>3,917</b>
Hispanic	293	292	585
Non-Hispanic	702	1,093	1,795
Unknown	728	809	1,537
<b>Gender</b>	<b>1,723</b>	<b>2,194</b>	<b>3,917</b>
Female	910	1,194	2,104
Male	813	1,000	1,813
Unknown	0	0	0

## COVID-19 doses administered for the past 2 weeks

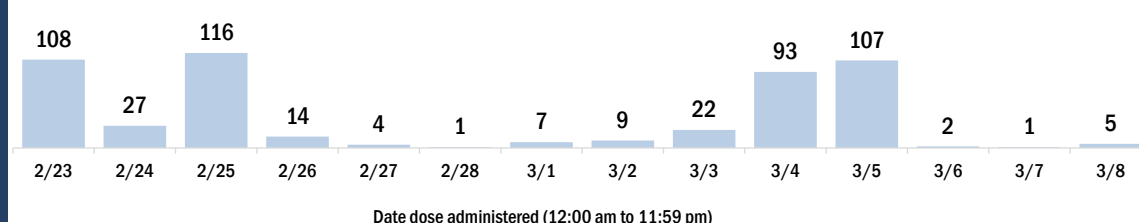


## Persons vaccinated for COVID-19 for the past 2 weeks

### Number of persons who received their first dose of a two-dose series of the COVID-19 vaccine



### Number of persons who completed the COVID-19 vaccine series



# COVID-19: Hernando County vaccine summary

Vaccination data through Mar 8, 2021 as of Mar 9, 2021 at 12:05 AM

Data in this report are provisional and subject to change.

Data in this summary pertain to COVID-19 vaccines approved by the U.S. Food and Drug Administration and have been issued an Emergency Use Authorization (Janssen COVID-19 Vaccine, Moderna COVID-19 Vaccine and Pfizer-BioNTech COVID-19 Vaccine). These data summarize the number of people who have received either their first dose or have completed the series for a COVID-19 vaccine. **A person can only be counted in one category, first dose or series complete.** For persons receiving Moderna or Pfizer vaccines, once they receive their second dose, they are moved from the first dose column to the series completed column. **Because of this, the total first dose category may show a change from report to report not matching the total receiving their first dose from the previous day.** Persons receiving Johnson & Johnson vaccines will always be counted in the series completed column.

## COVID-19 doses for vaccinated persons in Florida

**Doses administered** 40,812

People receiving one dose of a 1-dose series (Johnson & Johnson) or receiving only one dose of a 2-dose series (Moderna, Pfizer) count once. Persons receiving both doses of a 2-dose series count twice.

## Current status of persons vaccinated for COVID-19 in Florida

**Total people vaccinated** 28,641

First dose 16,399

Series completed 12,242

Completed 1-dose series 71

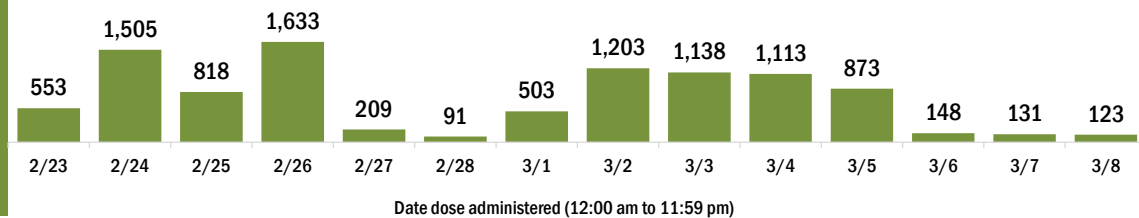
Completed 2-dose series 12,171

**First dose:** current number of people who have only received their first dose of the Moderna or Pfizer vaccine.

**Series complete:** current number of people who have received both Moderna or Pfizer vaccine doses or one Johnson & Johnson dose and are considered fully immunized.

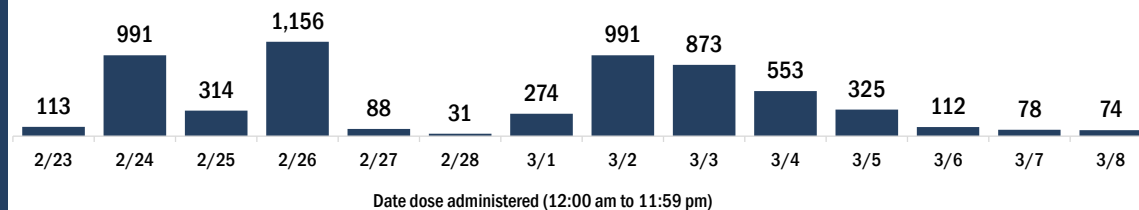
Demographic summary	First dose	Series complete	Total people vaccinated
<b>Age group</b>	<b>16,399</b>	<b>12,242</b>	<b>28,641</b>
16-24 years	121	169	290
25-34 years	216	524	740
35-44 years	303	630	933
45-54 years	459	951	1,410
55-64 years	806	1,211	2,017
65-74 years	7,671	4,590	12,261
75-84 years	5,222	3,024	8,246
85+ years	1,601	1,143	2,744
<b>Race</b>	<b>16,399</b>	<b>12,242</b>	<b>28,641</b>
White	11,095	8,141	19,236
Black	233	383	616
American Indian/Alaskan	70	49	119
Other	897	1,474	2,371
Unknown	4,104	2,195	6,299
<b>Other race</b> includes Asian, native Hawaiian/Pacific Islander, or other.			
<b>Ethnicity</b>	<b>16,399</b>	<b>12,242</b>	<b>28,641</b>
Hispanic	486	466	952
Non-Hispanic	7,487	6,651	14,138
Unknown	8,426	5,125	13,551
<b>Gender</b>	<b>16,399</b>	<b>12,242</b>	<b>28,641</b>
Female	9,352	7,303	16,655
Male	6,999	4,920	11,919
Unknown	48	19	67

## COVID-19 doses administered for the past 2 weeks

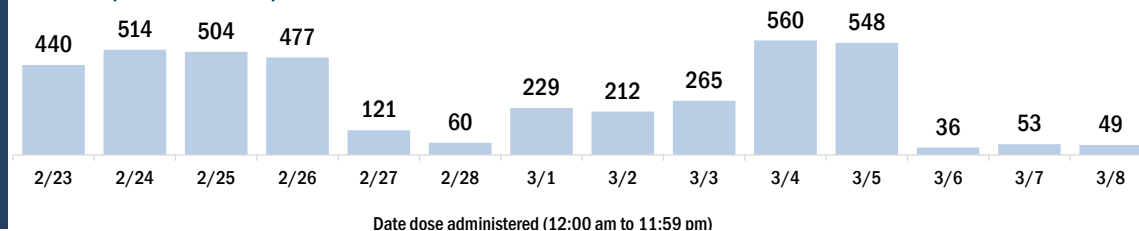


## Persons vaccinated for COVID-19 for the past 2 weeks

### Number of persons who received their first dose of a two-dose series of the COVID-19 vaccine



### Number of persons who completed the COVID-19 vaccine series



# COVID-19: Highlands County vaccine summary

Vaccination data through Mar 8, 2021 as of Mar 9, 2021 at 12:05 AM

Data in this report are provisional and subject to change.

Data in this summary pertain to COVID-19 vaccines approved by the U.S. Food and Drug Administration and have been issued an Emergency Use Authorization (Janssen COVID-19 Vaccine, Moderna COVID-19 Vaccine and Pfizer-BioNTech COVID-19 Vaccine). These data summarize the number of people who have received either their first dose or have completed the series for a COVID-19 vaccine. **A person can only be counted in one category, first dose or series complete.** For persons receiving Moderna or Pfizer vaccines, once they receive their second dose, they are moved from the first dose column to the series completed column. **Because of this, the total first dose category may show a change from report to report not matching the total receiving their first dose from the previous day.** Persons receiving Johnson & Johnson vaccines will always be counted in the series completed column.

## COVID-19 doses for vaccinated persons in Florida

**Doses administered** 23,080

People receiving one dose of a 1-dose series (Johnson & Johnson) or receiving only one dose of a 2-dose series (Moderna, Pfizer) count once. Persons receiving both doses of a 2-dose series count twice.

## Current status of persons vaccinated for COVID-19 in Florida

**Total people vaccinated** 17,228

First dose 11,358

Series completed 5,870

Completed 1-dose series 18

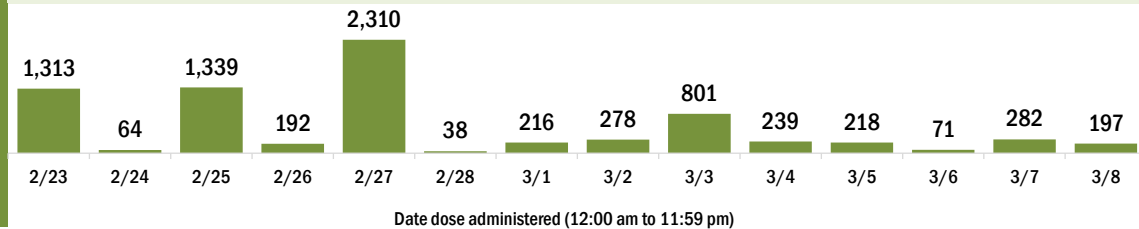
Completed 2-dose series 5,852

**First dose:** current number of people who have only received their first dose of the Moderna or Pfizer vaccine.

**Series complete:** current number of people who have received both Moderna or Pfizer vaccine doses or one Johnson & Johnson dose and are considered fully immunized.

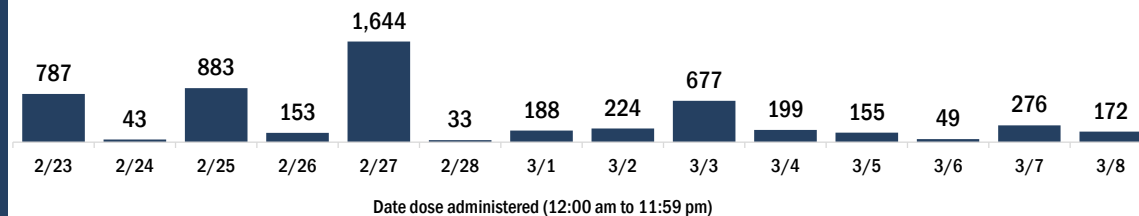
Demographic summary	First dose	Series complete	Total people vaccinated
<b>Age group</b>	<b>11,358</b>	<b>5,870</b>	<b>17,228</b>
16-24 years	33	50	83
25-34 years	86	173	259
35-44 years	129	251	380
45-54 years	176	357	533
55-64 years	403	522	925
65-74 years	5,119	2,318	7,437
75-84 years	4,316	1,628	5,944
85+ years	1,096	571	1,667
<b>Race</b>	<b>11,358</b>	<b>5,870</b>	<b>17,228</b>
White	9,452	4,328	13,780
Black	180	181	361
American Indian/Alaskan	101	38	139
Other	382	771	1,153
Unknown	1,243	552	1,795
<b>Other race</b> includes Asian, native Hawaiian/Pacific Islander, or other.			
<b>Ethnicity</b>	<b>11,358</b>	<b>5,870</b>	<b>17,228</b>
Hispanic	379	234	613
Non-Hispanic	6,868	3,648	10,516
Unknown	4,111	1,988	6,099
<b>Gender</b>	<b>11,358</b>	<b>5,870</b>	<b>17,228</b>
Female	6,012	3,331	9,343
Male	5,322	2,536	7,858
Unknown	24	3	27

## COVID-19 doses administered for the past 2 weeks

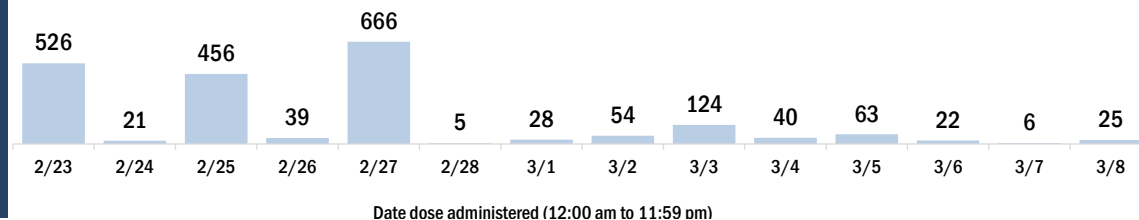


## Persons vaccinated for COVID-19 for the past 2 weeks

### Number of persons who received their first dose of a two-dose series of the COVID-19 vaccine



### Number of persons who completed the COVID-19 vaccine series





# COVID-19: Hillsborough County vaccine summary

Vaccination data through Mar 8, 2021 as of Mar 9, 2021 at 12:05 AM

Data in this report are provisional and subject to change.

Data in this summary pertain to COVID-19 vaccines approved by the U.S. Food and Drug Administration and have been issued an Emergency Use Authorization (Janssen COVID-19 Vaccine, Moderna COVID-19 Vaccine and Pfizer-BioNTech COVID-19 Vaccine). These data summarize the number of people who have received either their first dose or have completed the series for a COVID-19 vaccine. **A person can only be counted in one category, first dose or series complete.** For persons receiving Moderna or Pfizer vaccines, once they receive their second dose, they are moved from the first dose column to the series completed column. **Because of this, the total first dose category may show a change from report to report not matching the total receiving their first dose from the previous day.** Persons receiving Johnson & Johnson vaccines will always be counted in the series completed column.

## COVID-19 doses for vaccinated persons in Florida

**Doses administered** 273,841

People receiving one dose of a 1-dose series (Johnson & Johnson) or receiving only one dose of a 2-dose series (Moderna, Pfizer) count once. Persons receiving both doses of a 2-dose series count twice.

## Current status of persons vaccinated for COVID-19 in Florida

**Total people vaccinated** 182,365

First dose 89,269

Series completed 93,096

Completed 1-dose series 1,620

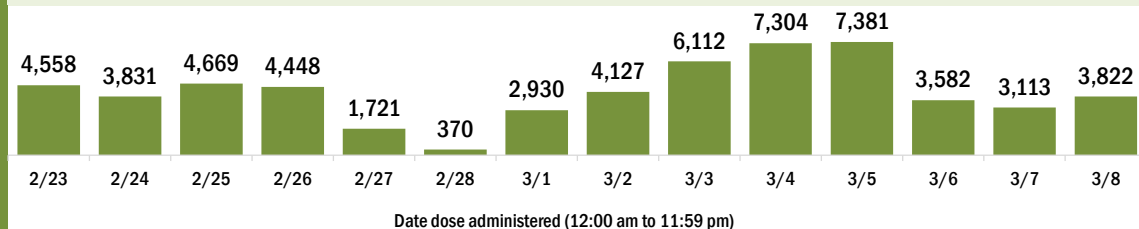
Completed 2-dose series 91,476

**First dose:** current number of people who have only received their first dose of the Moderna or Pfizer vaccine.

**Series complete:** current number of people who have received both Moderna or Pfizer vaccine doses or one Johnson & Johnson dose and are considered fully immunized.

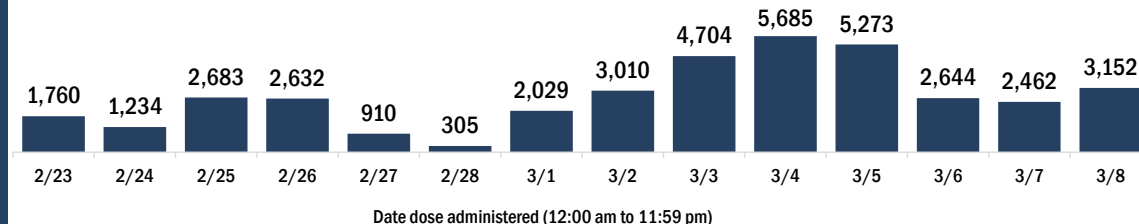
Demographic summary	First dose	Series complete	Total people vaccinated
<b>Age group</b>	89,269	93,096	182,365
16-24 years	1,694	1,830	3,524
25-34 years	4,417	7,602	12,019
35-44 years	6,040	8,551	14,591
45-54 years	7,893	8,745	16,638
55-64 years	11,402	10,077	21,479
65-74 years	34,561	31,573	66,134
75-84 years	17,650	17,549	35,199
85+ years	5,612	7,169	12,781
<b>Race</b>	89,269	93,096	182,365
White	57,858	61,501	119,359
Black	6,319	6,402	12,721
American Indian/Alaskan	368	425	793
Other	10,038	16,188	26,226
Unknown	14,686	8,580	23,266
<b>Other race</b> includes Asian, native Hawaiian/Pacific Islander, or other.			
<b>Ethnicity</b>	89,269	93,096	182,365
Hispanic	8,708	9,771	18,479
Non-Hispanic	45,832	59,287	105,119
Unknown	34,729	24,038	58,767
<b>Gender</b>	89,269	93,096	182,365
Female	52,627	56,307	108,934
Male	36,332	36,724	73,056
Unknown	310	65	375

## COVID-19 doses administered for the past 2 weeks

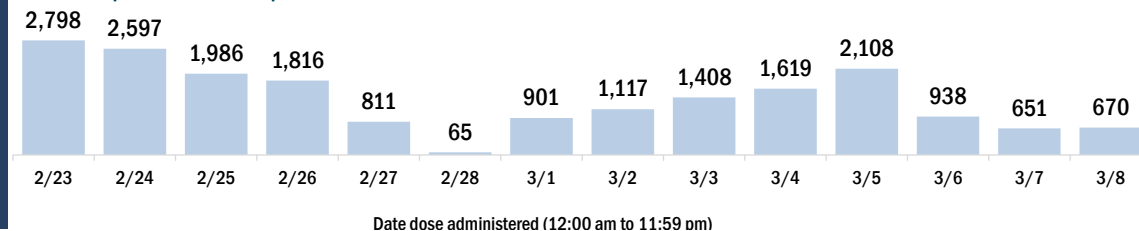


## Persons vaccinated for COVID-19 for the past 2 weeks

### Number of persons who received their first dose of a two-dose series of the COVID-19 vaccine



### Number of persons who completed the COVID-19 vaccine series



# COVID-19: Holmes County vaccine summary

Vaccination data through Mar 8, 2021 as of Mar 9, 2021 at 12:05 AM

Data in this report are provisional and subject to change.

Data in this summary pertain to COVID-19 vaccines approved by the U.S. Food and Drug Administration and have been issued an Emergency Use Authorization (Janssen COVID-19 Vaccine, Moderna COVID-19 Vaccine and Pfizer-BioNTech COVID-19 Vaccine). These data summarize the number of people who have received either their first dose or have completed the series for a COVID-19 vaccine. **A person can only be counted in one category, first dose or series complete.** For persons receiving Moderna or Pfizer vaccines, once they receive their second dose, they are moved from the first dose column to the series completed column. **Because of this, the total first dose category may show a change from report to report not matching the total receiving their first dose from the previous day.** Persons receiving Johnson & Johnson vaccines will always be counted in the series completed column.

## COVID-19 doses for vaccinated persons in Florida

**Doses administered** 3,958

People receiving one dose of a 1-dose series (Johnson & Johnson) or receiving only one dose of a 2-dose series (Moderna, Pfizer) count once. Persons receiving both doses of a 2-dose series count twice.

## Current status of persons vaccinated for COVID-19 in Florida

**Total people vaccinated** 2,449

First dose 940

Series completed 1,509

Completed 1-dose series 0

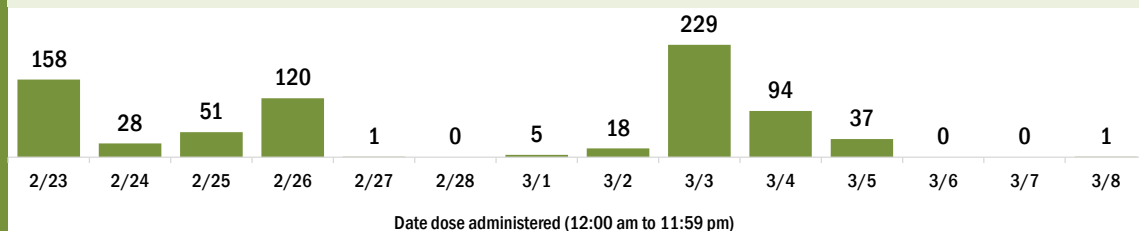
Completed 2-dose series 1,509

**First dose:** current number of people who have only received their first dose of the Moderna or Pfizer vaccine.

**Series complete:** current number of people who have received both Moderna or Pfizer vaccine doses or one Johnson & Johnson dose and are considered fully immunized.

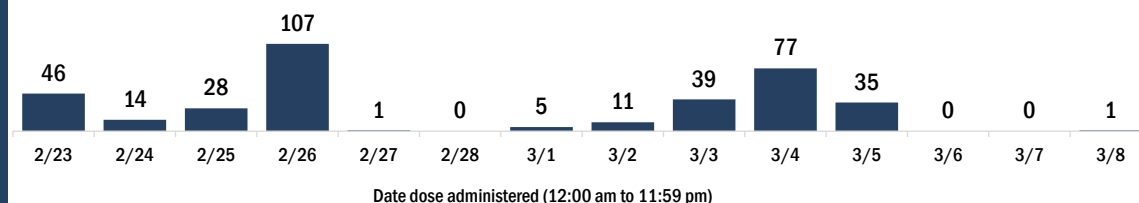
Demographic summary	First dose	Series complete	Total people vaccinated
<b>Age group</b>	940	1,509	2,449
16-24 years	9	7	16
25-34 years	22	28	50
35-44 years	43	51	94
45-54 years	82	79	161
55-64 years	146	125	271
65-74 years	365	640	1,005
75-84 years	226	440	666
85+ years	47	139	186
<b>Race</b>	940	1,509	2,449
White	807	1,257	2,064
Black	30	51	81
American Indian/Alaskan	8	15	23
Other	39	147	186
Unknown	56	39	95
<b>Other race</b> includes Asian, native Hawaiian/Pacific Islander, or other.			
<b>Ethnicity</b>	940	1,509	2,449
Hispanic	5	10	15
Non-Hispanic	690	1,296	1,986
Unknown	245	203	448
<b>Gender</b>	940	1,509	2,449
Female	489	834	1,323
Male	450	675	1,125
Unknown	1	0	1

## COVID-19 doses administered for the past 2 weeks

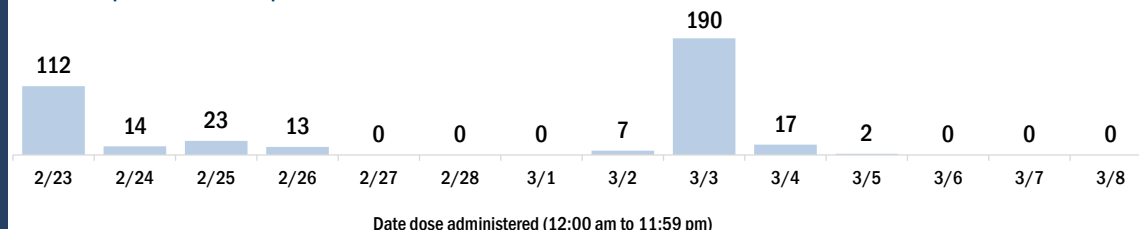


## Persons vaccinated for COVID-19 for the past 2 weeks

### Number of persons who received their first dose of a two-dose series of the COVID-19 vaccine



### Number of persons who completed the COVID-19 vaccine series



# COVID-19: Indian River County vaccine summary

Vaccination data through Mar 8, 2021 as of Mar 9, 2021 at 12:05 AM

Data in this report are provisional and subject to change.

Data in this summary pertain to COVID-19 vaccines approved by the U.S. Food and Drug Administration and have been issued an Emergency Use Authorization (Janssen COVID-19 Vaccine, Moderna COVID-19 Vaccine and Pfizer-BioNTech COVID-19 Vaccine). These data summarize the number of people who have received either their first dose or have completed the series for a COVID-19 vaccine. **A person can only be counted in one category, first dose or series complete.** For persons receiving Moderna or Pfizer vaccines, once they receive their second dose, they are moved from the first dose column to the series completed column. **Because of this, the total first dose category may show a change from report to report not matching the total receiving their first dose from the previous day.** Persons receiving Johnson & Johnson vaccines will always be counted in the series completed column.

## COVID-19 doses for vaccinated persons in Florida

**Doses administered** 67,978

People receiving one dose of a 1-dose series (Johnson & Johnson) or receiving only one dose of a 2-dose series (Moderna, Pfizer) count once. Persons receiving both doses of a 2-dose series count twice.

## Current status of persons vaccinated for COVID-19 in Florida

**Total people vaccinated** 44,442

First dose 20,836

Series completed 23,606

Completed 1-dose series 70

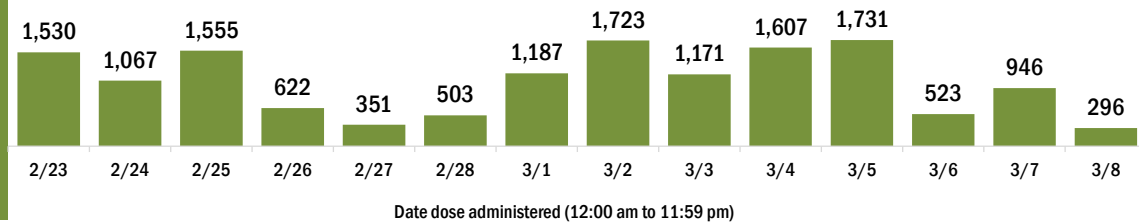
Completed 2-dose series 23,536

**First dose:** current number of people who have only received their first dose of the Moderna or Pfizer vaccine.

**Series complete:** current number of people who have received both Moderna or Pfizer vaccine doses or one Johnson & Johnson dose and are considered fully immunized.

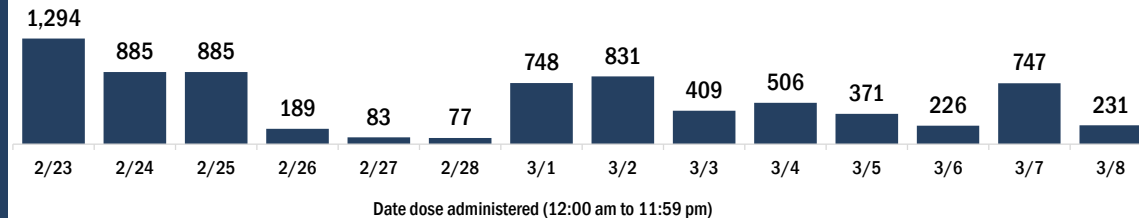
Demographic summary	First dose	Series complete	Total people vaccinated
<b>Age group</b>	20,836	23,606	44,442
16-24 years	89	146	235
25-34 years	183	400	583
35-44 years	260	550	810
45-54 years	524	805	1,329
55-64 years	1,369	1,414	2,783
65-74 years	9,365	10,875	20,240
75-84 years	6,615	6,940	13,555
85+ years	2,431	2,476	4,907
<b>Race</b>	20,836	23,606	44,442
White	15,649	17,318	32,967
Black	509	580	1,089
American Indian/Alaskan	123	123	246
Other	916	2,236	3,152
Unknown	3,639	3,349	6,988
<b>Other race</b> includes Asian, native Hawaiian/Pacific Islander, or other.			
<b>Ethnicity</b>	20,836	23,606	44,442
Hispanic	388	434	822
Non-Hispanic	11,817	15,186	27,003
Unknown	8,631	7,986	16,617
<b>Gender</b>	20,836	23,606	44,442
Female	11,609	13,431	25,040
Male	9,195	10,167	19,362
Unknown	32	8	40

## COVID-19 doses administered for the past 2 weeks

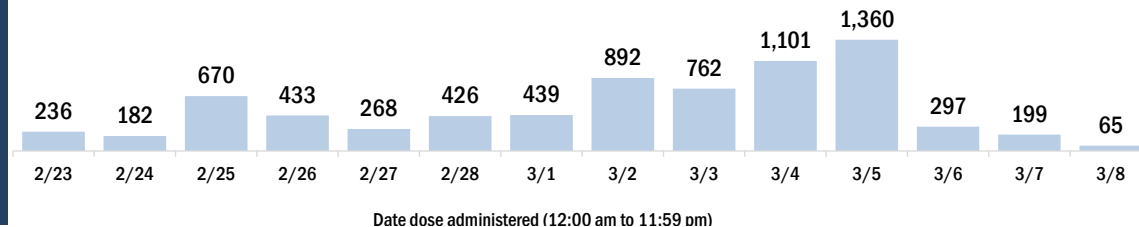


## Persons vaccinated for COVID-19 for the past 2 weeks

### Number of persons who received their first dose of a two-dose series of the COVID-19 vaccine



### Number of persons who completed the COVID-19 vaccine series



# COVID-19: Jackson County vaccine summary

Vaccination data through Mar 8, 2021 as of Mar 9, 2021 at 12:05 AM

Data in this report are provisional and subject to change.

Data in this summary pertain to COVID-19 vaccines approved by the U.S. Food and Drug Administration and have been issued an Emergency Use Authorization (Janssen COVID-19 Vaccine, Moderna COVID-19 Vaccine and Pfizer-BioNTech COVID-19 Vaccine). These data summarize the number of people who have received either their first dose or have completed the series for a COVID-19 vaccine. **A person can only be counted in one category, first dose or series complete.** For persons receiving Moderna or Pfizer vaccines, once they receive their second dose, they are moved from the first dose column to the series completed column. **Because of this, the total first dose category may show a change from report to report not matching the total receiving their first dose from the previous day.** Persons receiving Johnson & Johnson vaccines will always be counted in the series completed column.

## COVID-19 doses for vaccinated persons in Florida

**Doses administered** 12,643

People receiving one dose of a 1-dose series (Johnson & Johnson) or receiving only one dose of a 2-dose series (Moderna, Pfizer) count once. Persons receiving both doses of a 2-dose series count twice.

## Current status of persons vaccinated for COVID-19 in Florida

**Total people vaccinated** 7,740

First dose 2,767

Series completed 4,973

Completed 1-dose series 70

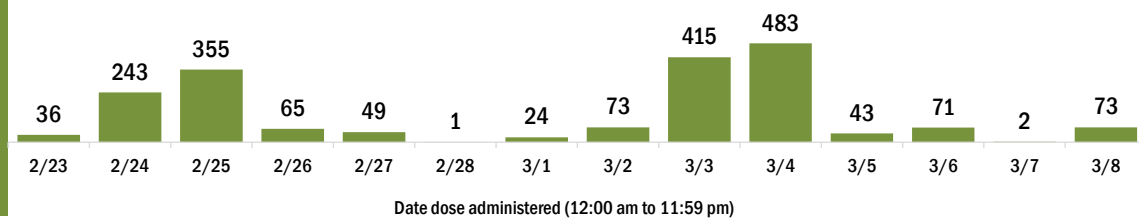
Completed 2-dose series 4,903

**First dose:** current number of people who have only received their first dose of the Moderna or Pfizer vaccine.

**Series complete:** current number of people who have received both Moderna or Pfizer vaccine doses or one Johnson & Johnson dose and are considered fully immunized.

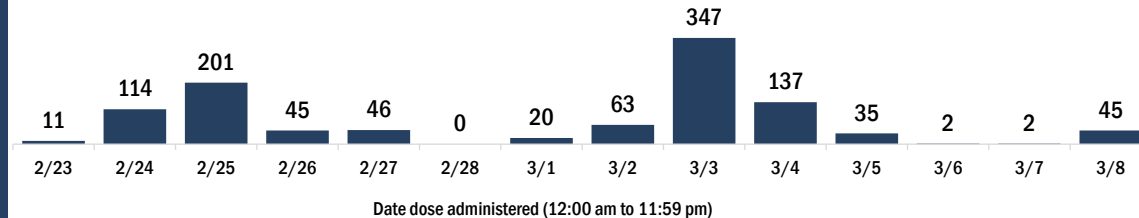
Demographic summary	First dose	Series complete	Total people vaccinated
<b>Age group</b>	<b>2,767</b>	<b>4,973</b>	<b>7,740</b>
16-24 years	54	37	91
25-34 years	88	113	201
35-44 years	136	191	327
45-54 years	310	295	605
55-64 years	620	461	1,081
65-74 years	820	2,081	2,901
75-84 years	528	1,357	1,885
85+ years	211	438	649
<b>Race</b>	<b>2,767</b>	<b>4,973</b>	<b>7,740</b>
White	1,792	3,535	5,327
Black	577	774	1,351
American Indian/Alaskan	26	22	48
Other	95	234	329
Unknown	277	408	685
<b>Other race</b> includes Asian, native Hawaiian/Pacific Islander, or other.			
<b>Ethnicity</b>	<b>2,767</b>	<b>4,973</b>	<b>7,740</b>
Hispanic	36	30	66
Non-Hispanic	1,795	3,154	4,949
Unknown	936	1,789	2,725
<b>Gender</b>	<b>2,767</b>	<b>4,973</b>	<b>7,740</b>
Female	1,612	2,837	4,449
Male	1,153	2,136	3,289
Unknown	2	0	2

## COVID-19 doses administered for the past 2 weeks

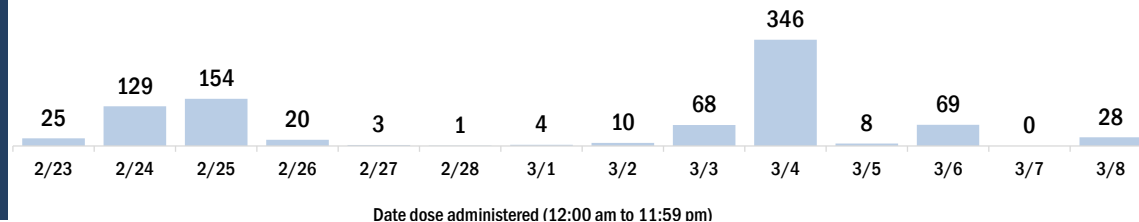


## Persons vaccinated for COVID-19 for the past 2 weeks

### Number of persons who received their first dose of a two-dose series of the COVID-19 vaccine



### Number of persons who completed the COVID-19 vaccine series



# COVID-19: Jefferson County vaccine summary

Vaccination data through Mar 8, 2021 as of Mar 9, 2021 at 12:05 AM

Data in this report are provisional and subject to change.

Data in this summary pertain to COVID-19 vaccines approved by the U.S. Food and Drug Administration and have been issued an Emergency Use Authorization (Janssen COVID-19 Vaccine, Moderna COVID-19 Vaccine and Pfizer-BioNTech COVID-19 Vaccine). These data summarize the number of people who have received either their first dose or have completed the series for a COVID-19 vaccine. **A person can only be counted in one category, first dose or series complete.** For persons receiving Moderna or Pfizer vaccines, once they receive their second dose, they are moved from the first dose column to the series completed column. **Because of this, the total first dose category may show a change from report to report not matching the total receiving their first dose from the previous day.** Persons receiving Johnson & Johnson vaccines will always be counted in the series completed column.

## COVID-19 doses for vaccinated persons in Florida

**Doses administered** 4,685

People receiving one dose of a 1-dose series (Johnson & Johnson) or receiving only one dose of a 2-dose series (Moderna, Pfizer) count once. Persons receiving both doses of a 2-dose series count twice.

## Current status of persons vaccinated for COVID-19 in Florida

**Total people vaccinated** 2,720

First dose 755

Series completed 1,965

Completed 1-dose series 0

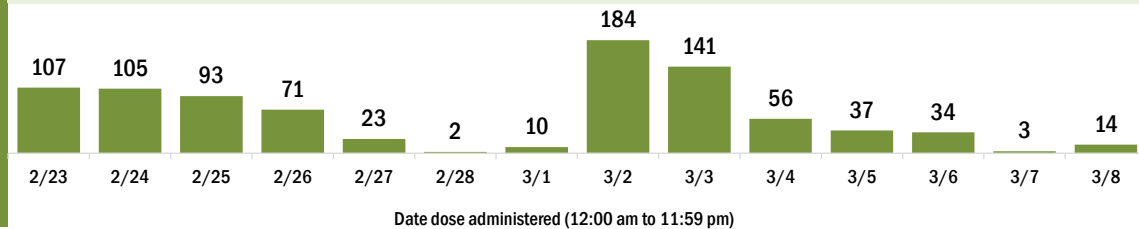
Completed 2-dose series 1,965

**First dose:** current number of people who have only received their first dose of the Moderna or Pfizer vaccine.

**Series complete:** current number of people who have received both Moderna or Pfizer vaccine doses or one Johnson & Johnson dose and are considered fully immunized.

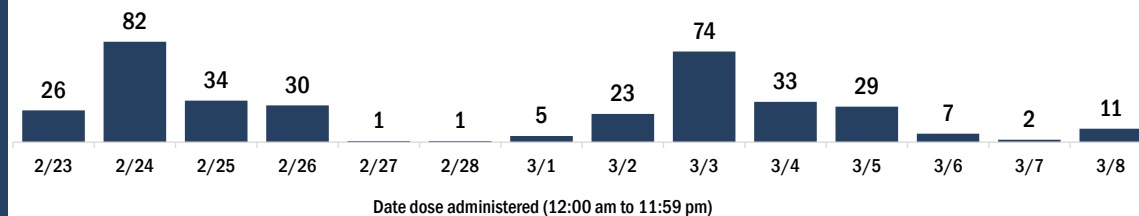
Demographic summary	First dose	Series complete	Total people vaccinated
<b>Age group</b>	755	1,965	2,720
16-24 years	7	7	14
25-34 years	22	32	54
35-44 years	41	44	85
45-54 years	105	77	182
55-64 years	186	159	345
65-74 years	261	983	1,244
75-84 years	103	518	621
85+ years	30	145	175
<b>Race</b>	755	1,965	2,720
White	343	1,087	1,430
Black	202	305	507
American Indian/Alaskan	3	3	6
Other	114	362	476
Unknown	93	208	301
<b>Other race</b> includes Asian, native Hawaiian/Pacific Islander, or other.			
<b>Ethnicity</b>	755	1,965	2,720
Hispanic	11	13	24
Non-Hispanic	390	929	1,319
Unknown	354	1,023	1,377
<b>Gender</b>	755	1,965	2,720
Female	456	1,140	1,596
Male	299	825	1,124
Unknown	0	0	0

## COVID-19 doses administered for the past 2 weeks

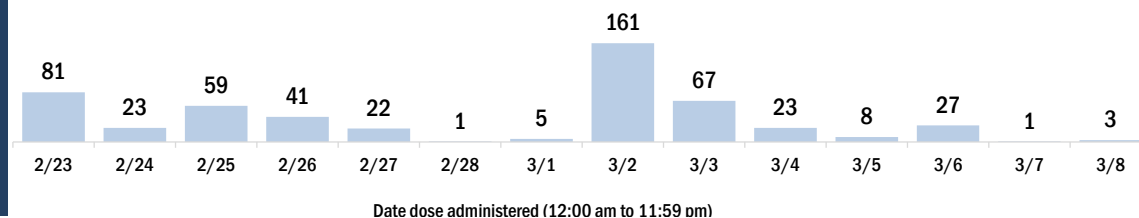


## Persons vaccinated for COVID-19 for the past 2 weeks

### Number of persons who received their first dose of a two-dose series of the COVID-19 vaccine



### Number of persons who completed the COVID-19 vaccine series



# COVID-19: Lafayette County vaccine summary

Vaccination data through Mar 8, 2021 as of Mar 9, 2021 at 12:05 AM

Data in this report are provisional and subject to change.

Data in this summary pertain to COVID-19 vaccines approved by the U.S. Food and Drug Administration and have been issued an Emergency Use Authorization (Janssen COVID-19 Vaccine, Moderna COVID-19 Vaccine and Pfizer-BioNTech COVID-19 Vaccine). These data summarize the number of people who have received either their first dose or have completed the series for a COVID-19 vaccine. **A person can only be counted in one category, first dose or series complete.** For persons receiving Moderna or Pfizer vaccines, once they receive their second dose, they are moved from the first dose column to the series completed column. **Because of this, the total first dose category may show a change from report to report not matching the total receiving their first dose from the previous day.** Persons receiving Johnson & Johnson vaccines will always be counted in the series completed column.

## COVID-19 doses for vaccinated persons in Florida

**Doses administered** 2,334

People receiving one dose of a 1-dose series (Johnson & Johnson) or receiving only one dose of a 2-dose series (Moderna, Pfizer) count once. Persons receiving both doses of a 2-dose series count twice.

## Current status of persons vaccinated for COVID-19 in Florida

**Total people vaccinated** 1,411

First dose 488

Series completed 923

Completed 1-dose series 0

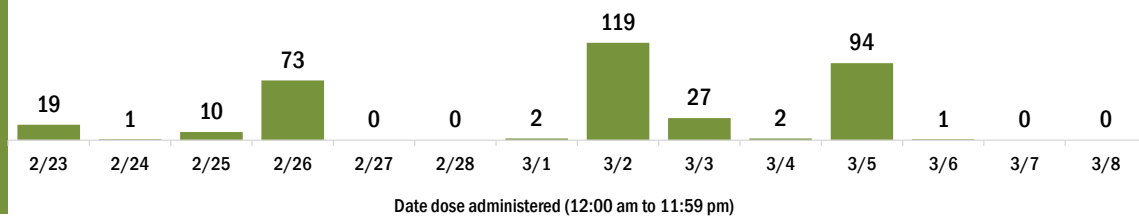
Completed 2-dose series 923

**First dose:** current number of people who have only received their first dose of the Moderna or Pfizer vaccine.

**Series complete:** current number of people who have received both Moderna or Pfizer vaccine doses or one Johnson & Johnson dose and are considered fully immunized.

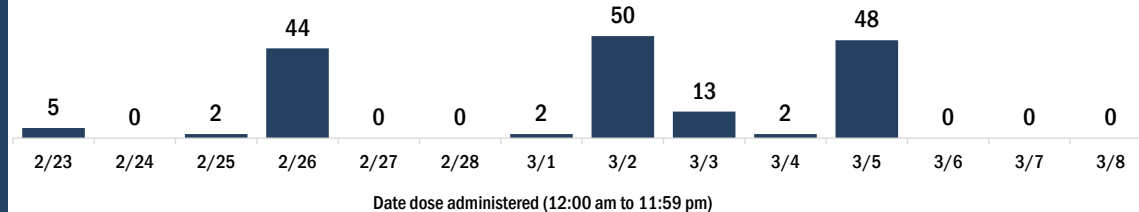
Demographic summary	First dose	Series complete	Total people vaccinated
<b>Age group</b>	<b>488</b>	<b>923</b>	<b>1,411</b>
16-24 years	3	2	5
25-34 years	3	6	9
35-44 years	14	13	27
45-54 years	31	26	57
55-64 years	58	47	105
65-74 years	218	468	686
75-84 years	122	272	394
85+ years	39	89	128
<b>Race</b>	<b>488</b>	<b>923</b>	<b>1,411</b>
White	386	787	1,173
Black	15	22	37
American Indian/Alaskan	4	1	5
Other	15	58	73
Unknown	68	55	123
<b>Other race</b> includes Asian, native Hawaiian/Pacific Islander, or other.			
<b>Ethnicity</b>	<b>488</b>	<b>923</b>	<b>1,411</b>
Hispanic	17	5	22
Non-Hispanic	338	758	1,096
Unknown	133	160	293
<b>Gender</b>	<b>488</b>	<b>923</b>	<b>1,411</b>
Female	253	487	740
Male	234	436	670
Unknown	1	0	1

## COVID-19 doses administered for the past 2 weeks

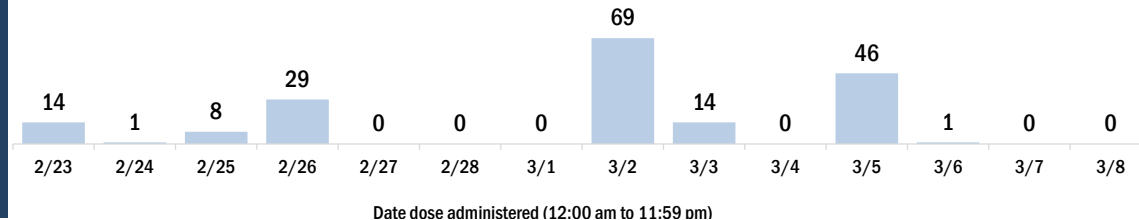


## Persons vaccinated for COVID-19 for the past 2 weeks

### Number of persons who received their first dose of a two-dose series of the COVID-19 vaccine



### Number of persons who completed the COVID-19 vaccine series



# COVID-19: Lake County vaccine summary

Vaccination data through Mar 8, 2021 as of Mar 9, 2021 at 12:05 AM

Data in this report are provisional and subject to change.

Data in this summary pertain to COVID-19 vaccines approved by the U.S. Food and Drug Administration and have been issued an Emergency Use Authorization (Janssen COVID-19 Vaccine, Moderna COVID-19 Vaccine and Pfizer-BioNTech COVID-19 Vaccine). These data summarize the number of people who have received either their first dose or have completed the series for a COVID-19 vaccine. **A person can only be counted in one category, first dose or series complete.** For persons receiving Moderna or Pfizer vaccines, once they receive their second dose, they are moved from the first dose column to the series completed column. **Because of this, the total first dose category may show a change from report to report not matching the total receiving their first dose from the previous day.** Persons receiving Johnson & Johnson vaccines will always be counted in the series completed column.

## COVID-19 doses for vaccinated persons in Florida

**Doses administered** 124,191

People receiving one dose of a 1-dose series (Johnson & Johnson) or receiving only one dose of a 2-dose series (Moderna, Pfizer) count once. Persons receiving both doses of a 2-dose series count twice.

## Current status of persons vaccinated for COVID-19 in Florida

**Total people vaccinated** 77,189

First dose 29,841

Series completed 47,348

Completed 1-dose series 346

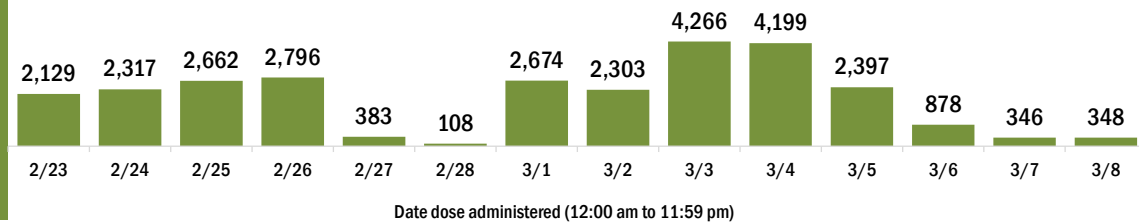
Completed 2-dose series 47,002

**First dose:** current number of people who have only received their first dose of the Moderna or Pfizer vaccine.

**Series complete:** current number of people who have received both Moderna or Pfizer vaccine doses or one Johnson & Johnson dose and are considered fully immunized.

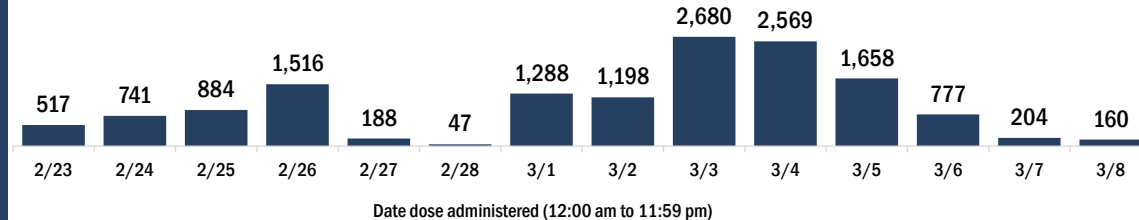
Demographic summary	First dose	Series complete	Total people vaccinated
<b>Age group</b>	<b>29,841</b>	<b>47,348</b>	<b>77,189</b>
16-24 years	251	286	537
25-34 years	722	936	1,658
35-44 years	971	1,439	2,410
45-54 years	1,643	1,857	3,500
55-64 years	3,003	2,699	5,702
65-74 years	11,801	21,258	33,059
75-84 years	8,624	14,715	23,339
85+ years	2,826	4,158	6,984
<b>Race</b>	<b>29,841</b>	<b>47,348</b>	<b>77,189</b>
White	20,490	37,389	57,879
Black	1,451	1,721	3,172
American Indian/Alaskan	160	303	463
Other	2,154	4,767	6,921
Unknown	5,586	3,168	8,754
<b>Other race</b> includes Asian, native Hawaiian/Pacific Islander, or other.			
<b>Ethnicity</b>	<b>29,841</b>	<b>47,348</b>	<b>77,189</b>
Hispanic	1,119	1,799	2,918
Non-Hispanic	12,173	26,237	38,410
Unknown	16,549	19,312	35,861
<b>Gender</b>	<b>29,841</b>	<b>47,348</b>	<b>77,189</b>
Female	17,385	26,790	44,175
Male	12,320	20,530	32,850
Unknown	136	28	164

## COVID-19 doses administered for the past 2 weeks

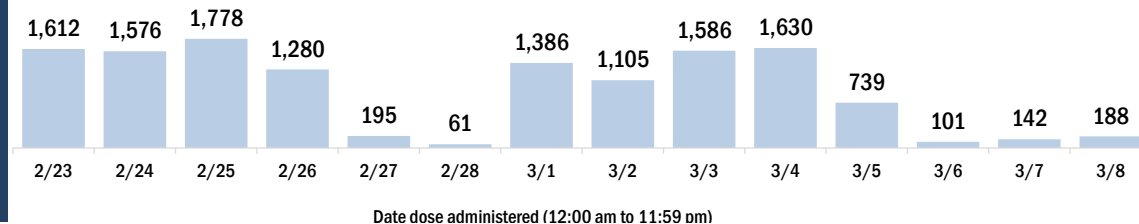


## Persons vaccinated for COVID-19 for the past 2 weeks

### Number of persons who received their first dose of a two-dose series of the COVID-19 vaccine



### Number of persons who completed the COVID-19 vaccine series





# COVID-19: Lee County vaccine summary

Vaccination data through Mar 8, 2021 as of Mar 9, 2021 at 12:05 AM

Data in this report are provisional and subject to change.

Data in this summary pertain to COVID-19 vaccines approved by the U.S. Food and Drug Administration and have been issued an Emergency Use Authorization (Janssen COVID-19 Vaccine, Moderna COVID-19 Vaccine and Pfizer-BioNTech COVID-19 Vaccine). These data summarize the number of people who have received either their first dose or have completed the series for a COVID-19 vaccine. **A person can only be counted in one category, first dose or series complete.** For persons receiving Moderna or Pfizer vaccines, once they receive their second dose, they are moved from the first dose column to the series completed column. **Because of this, the total first dose category may show a change from report to report not matching the total receiving their first dose from the previous day.** Persons receiving Johnson & Johnson vaccines will always be counted in the series completed column.

## COVID-19 doses for vaccinated persons in Florida

**Doses administered** 215,265

People receiving one dose of a 1-dose series (Johnson & Johnson) or receiving only one dose of a 2-dose series (Moderna, Pfizer) count once. Persons receiving both doses of a 2-dose series count twice.

## Current status of persons vaccinated for COVID-19 in Florida

**Total people vaccinated** 141,423

First dose 67,330

Series completed 74,093

Completed 1-dose series 251

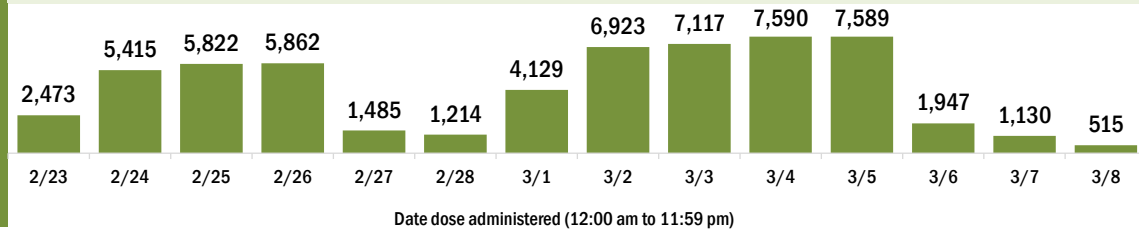
Completed 2-dose series 73,842

**First dose:** current number of people who have only received their first dose of the Moderna or Pfizer vaccine.

**Series complete:** current number of people who have received both Moderna or Pfizer vaccine doses or one Johnson & Johnson dose and are considered fully immunized.

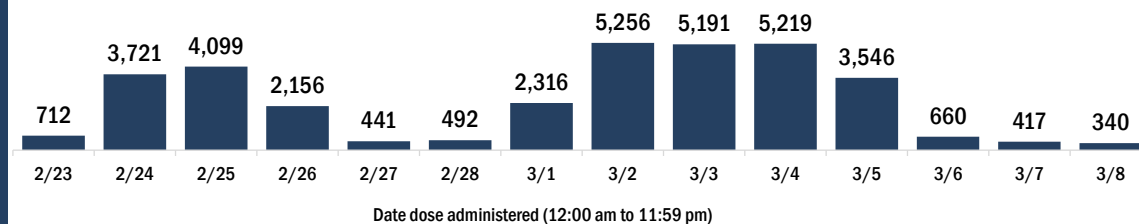
Demographic summary	First dose	Series complete	Total people vaccinated
<b>Age group</b>	<b>67,330</b>	<b>74,093</b>	<b>141,423</b>
16-24 years	338	524	862
25-34 years	930	1,930	2,860
35-44 years	1,318	2,584	3,902
45-54 years	2,138	3,301	5,439
55-64 years	4,708	5,433	10,141
65-74 years	31,805	34,445	66,250
75-84 years	20,853	19,819	40,672
85+ years	5,240	6,057	11,297
<b>Race</b>	<b>67,330</b>	<b>74,093</b>	<b>141,423</b>
White	44,710	52,281	96,991
Black	1,419	1,344	2,763
American Indian/Alaskan	271	162	433
Other	3,458	5,779	9,237
Unknown	17,472	14,527	31,999
<b>Other race</b> includes Asian, native Hawaiian/Pacific Islander, or other.			
<b>Ethnicity</b>	<b>67,330</b>	<b>74,093</b>	<b>141,423</b>
Hispanic	2,391	2,628	5,019
Non-Hispanic	31,743	43,827	75,570
Unknown	33,196	27,638	60,834
<b>Gender</b>	<b>67,330</b>	<b>74,093</b>	<b>141,423</b>
Female	37,487	41,475	78,962
Male	29,705	32,371	62,076
Unknown	138	247	385

## COVID-19 doses administered for the past 2 weeks

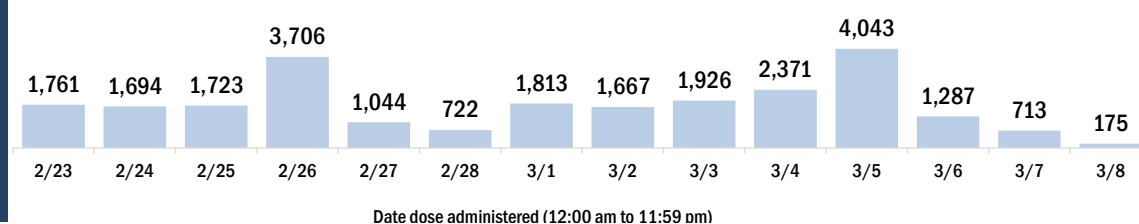


## Persons vaccinated for COVID-19 for the past 2 weeks

### Number of persons who received their first dose of a two-dose series of the COVID-19 vaccine



### Number of persons who completed the COVID-19 vaccine series



# COVID-19: Leon County vaccine summary

Vaccination data through Mar 8, 2021 as of Mar 9, 2021 at 12:05 AM

Data in this report are provisional and subject to change.

Data in this summary pertain to COVID-19 vaccines approved by the U.S. Food and Drug Administration and have been issued an Emergency Use Authorization (Janssen COVID-19 Vaccine, Moderna COVID-19 Vaccine and Pfizer-BioNTech COVID-19 Vaccine). These data summarize the number of people who have received either their first dose or have completed the series for a COVID-19 vaccine. **A person can only be counted in one category, first dose or series complete.** For persons receiving Moderna or Pfizer vaccines, once they receive their second dose, they are moved from the first dose column to the series completed column. **Because of this, the total first dose category may show a change from report to report not matching the total receiving their first dose from the previous day.** Persons receiving Johnson & Johnson vaccines will always be counted in the series completed column.

## COVID-19 doses for vaccinated persons in Florida

**Doses administered** 84,610

People receiving one dose of a 1-dose series (Johnson & Johnson) or receiving only one dose of a 2-dose series (Moderna, Pfizer) count once. Persons receiving both doses of a 2-dose series count twice.

## Current status of persons vaccinated for COVID-19 in Florida

**Total people vaccinated** 51,799

First dose 18,948

Series completed 32,851

Completed 1-dose series 40

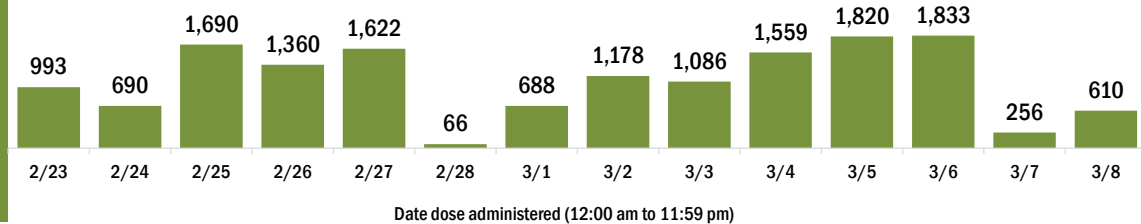
Completed 2-dose series 32,811

**First dose:** current number of people who have only received their first dose of the Moderna or Pfizer vaccine.

**Series complete:** current number of people who have received both Moderna or Pfizer vaccine doses or one Johnson & Johnson dose and are considered fully immunized.

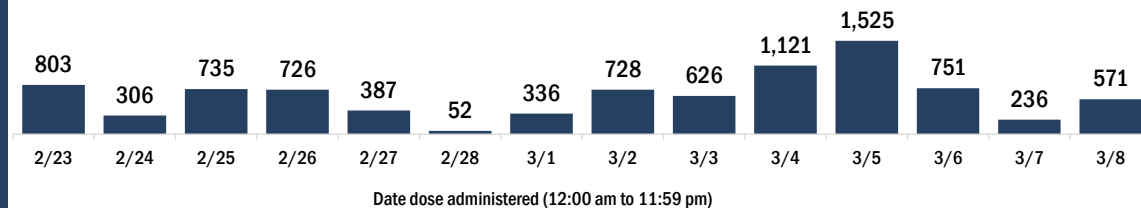
Demographic summary	First dose	Series complete	Total people vaccinated
<b>Age group</b>	<b>18,948</b>	<b>32,851</b>	<b>51,799</b>
16-24 years	786	781	1,567
25-34 years	1,499	1,579	3,078
35-44 years	1,977	1,838	3,815
45-54 years	2,601	1,982	4,583
55-64 years	4,570	3,338	7,908
65-74 years	4,767	14,199	18,966
75-84 years	2,010	6,812	8,822
85+ years	738	2,322	3,060
<b>Race</b>	<b>18,948</b>	<b>32,851</b>	<b>51,799</b>
White	10,197	20,069	30,266
Black	3,373	3,407	6,780
American Indian/Alaskan	55	105	160
Other	2,932	6,882	9,814
Unknown	2,391	2,388	4,779
<b>Other race</b> includes Asian, native Hawaiian/Pacific Islander, or other.			
<b>Ethnicity</b>	<b>18,948</b>	<b>32,851</b>	<b>51,799</b>
Hispanic	755	904	1,659
Non-Hispanic	12,180	23,008	35,188
Unknown	6,013	8,939	14,952
<b>Gender</b>	<b>18,948</b>	<b>32,851</b>	<b>51,799</b>
Female	11,496	19,602	31,098
Male	7,444	13,232	20,676
Unknown	8	17	25

## COVID-19 doses administered for the past 2 weeks

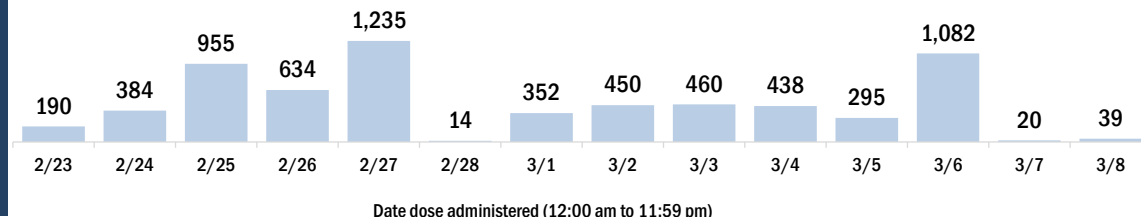


## Persons vaccinated for COVID-19 for the past 2 weeks

### Number of persons who received their first dose of a two-dose series of the COVID-19 vaccine



### Number of persons who completed the COVID-19 vaccine series



# COVID-19: Levy County vaccine summary

Vaccination data through Mar 8, 2021 as of Mar 9, 2021 at 12:05 AM

Data in this report are provisional and subject to change.

Data in this summary pertain to COVID-19 vaccines approved by the U.S. Food and Drug Administration and have been issued an Emergency Use Authorization (Janssen COVID-19 Vaccine, Moderna COVID-19 Vaccine and Pfizer-BioNTech COVID-19 Vaccine). These data summarize the number of people who have received either their first dose or have completed the series for a COVID-19 vaccine. **A person can only be counted in one category, first dose or series complete.** For persons receiving Moderna or Pfizer vaccines, once they receive their second dose, they are moved from the first dose column to the series completed column. **Because of this, the total first dose category may show a change from report to report not matching the total receiving their first dose from the previous day.** Persons receiving Johnson & Johnson vaccines will always be counted in the series completed column.

## COVID-19 doses for vaccinated persons in Florida

**Doses administered** 8,750

People receiving one dose of a 1-dose series (Johnson & Johnson) or receiving only one dose of a 2-dose series (Moderna, Pfizer) count once. Persons receiving both doses of a 2-dose series count twice.

## Current status of persons vaccinated for COVID-19 in Florida

**Total people vaccinated** 5,539

First dose 2,323

Series completed 3,216

Completed 1-dose series 5

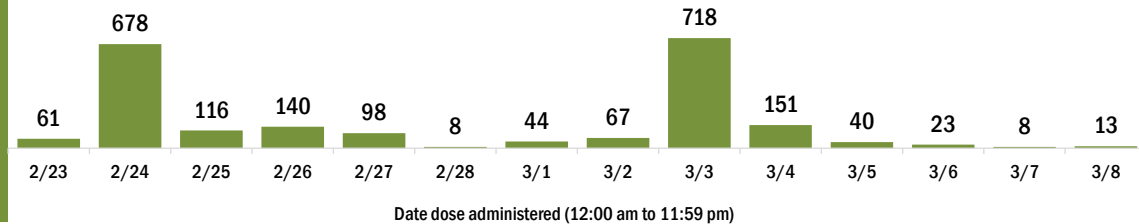
Completed 2-dose series 3,211

**First dose:** current number of people who have only received their first dose of the Moderna or Pfizer vaccine.

**Series complete:** current number of people who have received both Moderna or Pfizer vaccine doses or one Johnson & Johnson dose and are considered fully immunized.

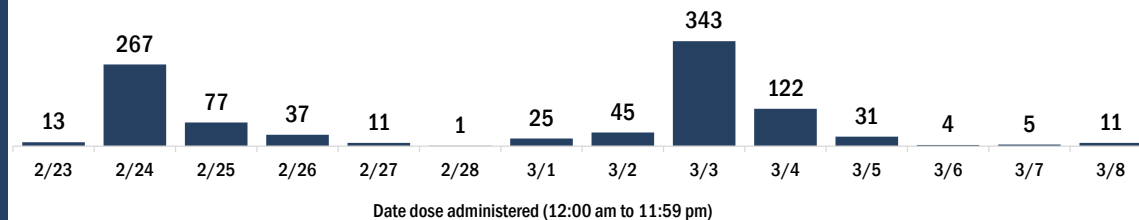
Demographic summary	First dose	Series complete	Total people vaccinated
<b>Age group</b>	2,323	3,216	5,539
16-24 years	18	31	49
25-34 years	19	95	114
35-44 years	32	103	135
45-54 years	68	156	224
55-64 years	172	244	416
65-74 years	1,201	1,563	2,764
75-84 years	640	828	1,468
85+ years	173	196	369
<b>Race</b>	2,323	3,216	5,539
White	1,818	2,557	4,375
Black	144	145	289
American Indian/Alaskan	16	19	35
Other	119	193	312
Unknown	226	302	528
<b>Other race</b> includes Asian, native Hawaiian/Pacific Islander, or other.			
<b>Ethnicity</b>	2,323	3,216	5,539
Hispanic	58	61	119
Non-Hispanic	1,362	2,376	3,738
Unknown	903	779	1,682
<b>Gender</b>	2,323	3,216	5,539
Female	1,287	1,841	3,128
Male	1,035	1,375	2,410
Unknown	1	0	1

## COVID-19 doses administered for the past 2 weeks

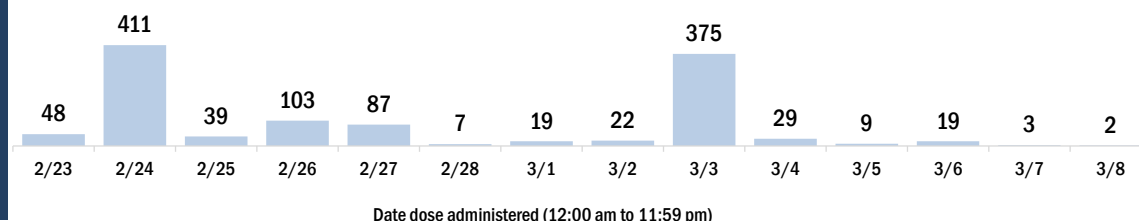


## Persons vaccinated for COVID-19 for the past 2 weeks

### Number of persons who received their first dose of a two-dose series of the COVID-19 vaccine



### Number of persons who completed the COVID-19 vaccine series



# COVID-19: Liberty County vaccine summary

Vaccination data through Mar 8, 2021 as of Mar 9, 2021 at 12:05 AM

Data in this report are provisional and subject to change.

Data in this summary pertain to COVID-19 vaccines approved by the U.S. Food and Drug Administration and have been issued an Emergency Use Authorization (Janssen COVID-19 Vaccine, Moderna COVID-19 Vaccine and Pfizer-BioNTech COVID-19 Vaccine). These data summarize the number of people who have received either their first dose or have completed the series for a COVID-19 vaccine. **A person can only be counted in one category, first dose or series complete.** For persons receiving Moderna or Pfizer vaccines, once they receive their second dose, they are moved from the first dose column to the series completed column. **Because of this, the total first dose category may show a change from report to report not matching the total receiving their first dose from the previous day.** Persons receiving Johnson & Johnson vaccines will always be counted in the series completed column.

## COVID-19 doses for vaccinated persons in Florida

**Doses administered** 1,830

People receiving one dose of a 1-dose series (Johnson & Johnson) or receiving only one dose of a 2-dose series (Moderna, Pfizer) count once. Persons receiving both doses of a 2-dose series count twice.

## Current status of persons vaccinated for COVID-19 in Florida

**Total people vaccinated** 1,064

First dose 298

Series completed 766

Completed 1-dose series 0

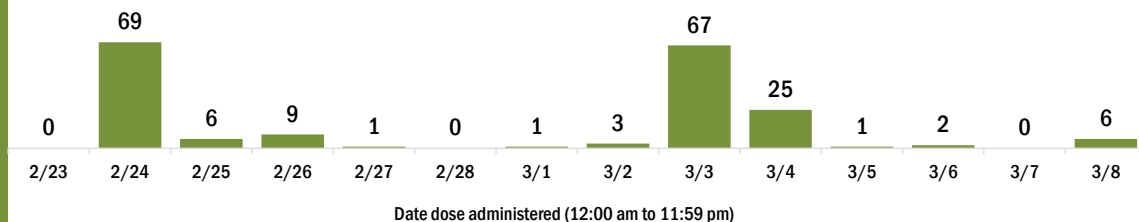
Completed 2-dose series 766

**First dose:** current number of people who have only received their first dose of the Moderna or Pfizer vaccine.

**Series complete:** current number of people who have received both Moderna or Pfizer vaccine doses or one Johnson & Johnson dose and are considered fully immunized.

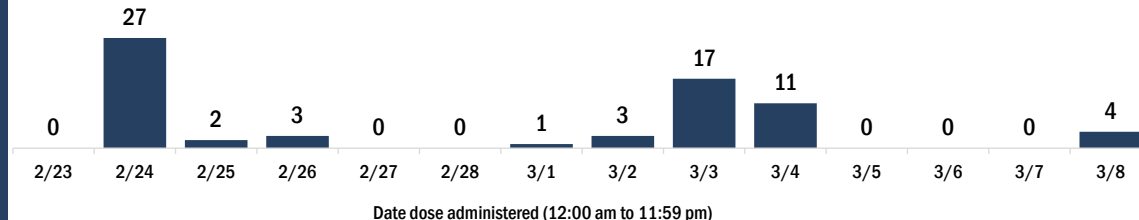
Demographic summary	First dose	Series complete	Total people vaccinated
<b>Age group</b>	298	766	1,064
16-24 years	8	7	15
25-34 years	16	12	28
35-44 years	23	34	57
45-54 years	33	28	61
55-64 years	90	125	215
65-74 years	84	322	406
75-84 years	39	185	224
85+ years	5	53	58
<b>Race</b>	298	766	1,064
White	211	552	763
Black	36	48	84
American Indian/Alaskan	0	6	6
Other	18	86	104
Unknown	33	74	107
<b>Other race</b> includes Asian, native Hawaiian/Pacific Islander, or other.			
<b>Ethnicity</b>	298	766	1,064
Hispanic	1	8	9
Non-Hispanic	160	389	549
Unknown	137	369	506
<b>Gender</b>	298	766	1,064
Female	167	411	578
Male	131	355	486
Unknown	0	0	0

## COVID-19 doses administered for the past 2 weeks

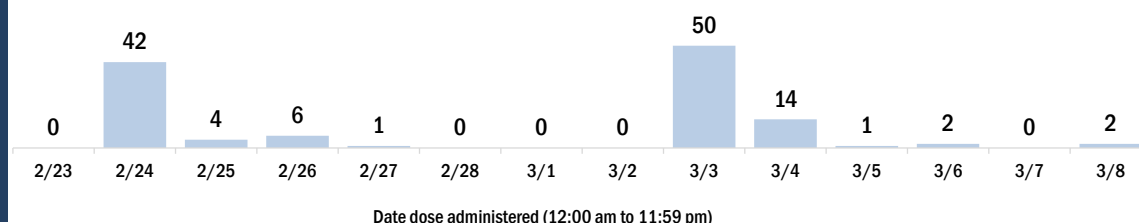


## Persons vaccinated for COVID-19 for the past 2 weeks

### Number of persons who received their first dose of a two-dose series of the COVID-19 vaccine



### Number of persons who completed the COVID-19 vaccine series



# COVID-19: Madison County vaccine summary

Vaccination data through Mar 8, 2021 as of Mar 9, 2021 at 12:05 AM

Data in this report are provisional and subject to change.

Data in this summary pertain to COVID-19 vaccines approved by the U.S. Food and Drug Administration and have been issued an Emergency Use Authorization (Janssen COVID-19 Vaccine, Moderna COVID-19 Vaccine and Pfizer-BioNTech COVID-19 Vaccine). These data summarize the number of people who have received either their first dose or have completed the series for a COVID-19 vaccine. **A person can only be counted in one category, first dose or series complete.** For persons receiving Moderna or Pfizer vaccines, once they receive their second dose, they are moved from the first dose column to the series completed column. **Because of this, the total first dose category may show a change from report to report not matching the total receiving their first dose from the previous day.** Persons receiving Johnson & Johnson vaccines will always be counted in the series completed column.

## COVID-19 doses for vaccinated persons in Florida

**Doses administered** 5,169

People receiving one dose of a 1-dose series (Johnson & Johnson) or receiving only one dose of a 2-dose series (Moderna, Pfizer) count once. Persons receiving both doses of a 2-dose series count twice.

## Current status of persons vaccinated for COVID-19 in Florida

**Total people vaccinated** 3,065

First dose 957

Series completed 2,108

Completed 1-dose series 4

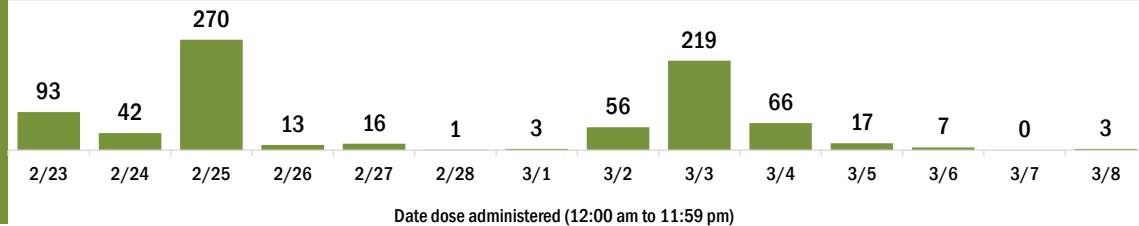
Completed 2-dose series 2,104

**First dose:** current number of people who have only received their first dose of the Moderna or Pfizer vaccine.

**Series complete:** current number of people who have received both Moderna or Pfizer vaccine doses or one Johnson & Johnson dose and are considered fully immunized.

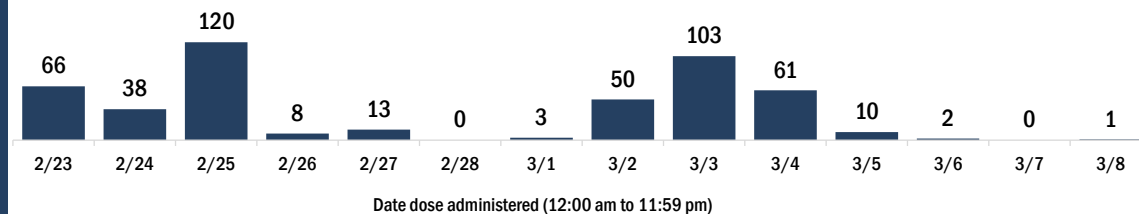
Demographic summary	First dose	Series complete	Total people vaccinated
<b>Age group</b>	957	2,108	3,065
16-24 years	12	9	21
25-34 years	32	34	66
35-44 years	62	49	111
45-54 years	121	66	187
55-64 years	290	148	438
65-74 years	272	1,019	1,291
75-84 years	121	618	739
85+ years	47	165	212
<b>Race</b>	957	2,108	3,065
White	431	1,139	1,570
Black	281	432	713
American Indian/Alaskan	2	5	7
Other	66	214	280
Unknown	177	318	495
<b>Other race</b> includes Asian, native Hawaiian/Pacific Islander, or other.			
<b>Ethnicity</b>	957	2,108	3,065
Hispanic	2	17	19
Non-Hispanic	313	682	995
Unknown	642	1,409	2,051
<b>Gender</b>	957	2,108	3,065
Female	577	1,172	1,749
Male	379	936	1,315
Unknown	1	0	1

## COVID-19 doses administered for the past 2 weeks

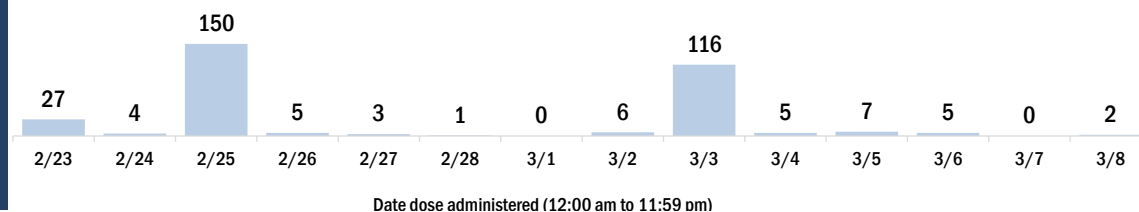


## Persons vaccinated for COVID-19 for the past 2 weeks

### Number of persons who received their first dose of a two-dose series of the COVID-19 vaccine



### Number of persons who completed the COVID-19 vaccine series



# COVID-19: Manatee County vaccine summary

Vaccination data through Mar 8, 2021 as of Mar 9, 2021 at 12:05 AM

Data in this report are provisional and subject to change.

Data in this summary pertain to COVID-19 vaccines approved by the U.S. Food and Drug Administration and have been issued an Emergency Use Authorization (Janssen COVID-19 Vaccine, Moderna COVID-19 Vaccine and Pfizer-BioNTech COVID-19 Vaccine). These data summarize the number of people who have received either their first dose or have completed the series for a COVID-19 vaccine. **A person can only be counted in one category, first dose or series complete.** For persons receiving Moderna or Pfizer vaccines, once they receive their second dose, they are moved from the first dose column to the series completed column. **Because of this, the total first dose category may show a change from report to report not matching the total receiving their first dose from the previous day.** Persons receiving Johnson & Johnson vaccines will always be counted in the series completed column.

## COVID-19 doses for vaccinated persons in Florida

**Doses administered** 102,524

People receiving one dose of a 1-dose series (Johnson & Johnson) or receiving only one dose of a 2-dose series (Moderna, Pfizer) count once. Persons receiving both doses of a 2-dose series count twice.

## Current status of persons vaccinated for COVID-19 in Florida

**Total people vaccinated** 72,492

First dose 42,225

Series completed 30,267

Completed 1-dose series 235

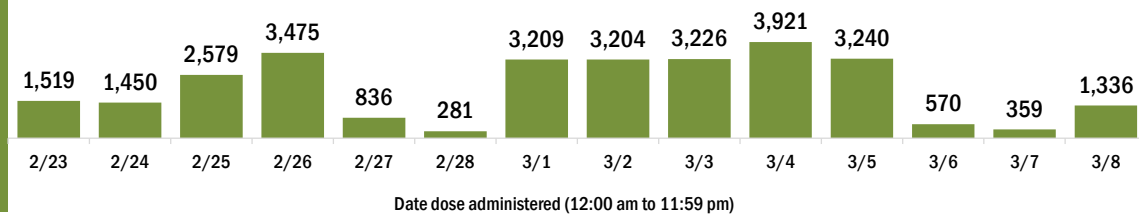
Completed 2-dose series 30,032

**First dose:** current number of people who have only received their first dose of the Moderna or Pfizer vaccine.

**Series complete:** current number of people who have received both Moderna or Pfizer vaccine doses or one Johnson & Johnson dose and are considered fully immunized.

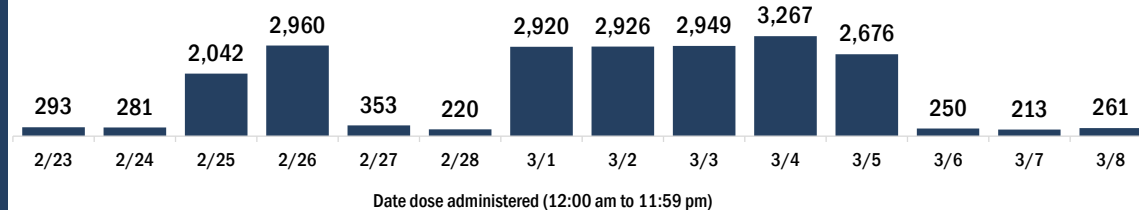
Demographic summary	First dose	Series complete	Total people vaccinated
<b>Age group</b>	42,225	30,267	72,492
16-24 years	232	447	679
25-34 years	570	1,532	2,102
35-44 years	643	1,906	2,549
45-54 years	991	2,320	3,311
55-64 years	2,130	2,981	5,111
65-74 years	21,449	12,191	33,640
75-84 years	12,540	6,439	18,979
85+ years	3,670	2,451	6,121
<b>Race</b>	42,225	30,267	72,492
White	31,962	22,634	54,596
Black	813	622	1,435
American Indian/Alaskan	206	115	321
Other	2,407	3,832	6,239
Unknown	6,837	3,064	9,901
<b>Other race</b> includes Asian, native Hawaiian/Pacific Islander, or other.			
<b>Ethnicity</b>	42,225	30,267	72,492
Hispanic	1,070	896	1,966
Non-Hispanic	21,713	19,155	40,868
Unknown	19,442	10,216	29,658
<b>Gender</b>	42,225	30,267	72,492
Female	23,393	17,664	41,057
Male	18,764	12,574	31,338
Unknown	68	29	97

## COVID-19 doses administered for the past 2 weeks

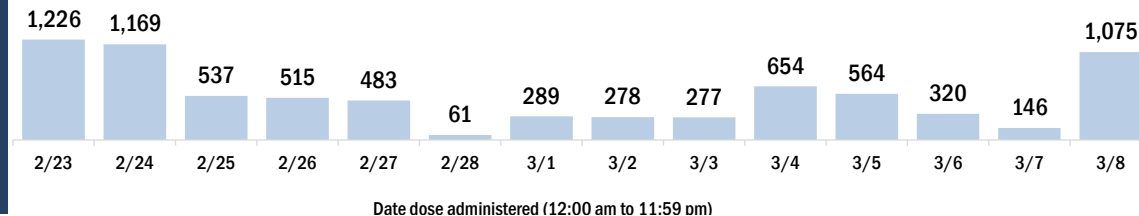


## Persons vaccinated for COVID-19 for the past 2 weeks

### Number of persons who received their first dose of a two-dose series of the COVID-19 vaccine



### Number of persons who completed the COVID-19 vaccine series



# COVID-19: Marion County vaccine summary

Vaccination data through Mar 8, 2021 as of Mar 9, 2021 at 12:05 AM

Data in this report are provisional and subject to change.

Data in this summary pertain to COVID-19 vaccines approved by the U.S. Food and Drug Administration and have been issued an Emergency Use Authorization (Janssen COVID-19 Vaccine, Moderna COVID-19 Vaccine and Pfizer-BioNTech COVID-19 Vaccine). These data summarize the number of people who have received either their first dose or have completed the series for a COVID-19 vaccine. **A person can only be counted in one category, first dose or series complete.** For persons receiving Moderna or Pfizer vaccines, once they receive their second dose, they are moved from the first dose column to the series completed column. **Because of this, the total first dose category may show a change from report to report not matching the total receiving their first dose from the previous day.** Persons receiving Johnson & Johnson vaccines will always be counted in the series completed column.

## COVID-19 doses for vaccinated persons in Florida

**Doses administered** 92,675

People receiving one dose of a 1-dose series (Johnson & Johnson) or receiving only one dose of a 2-dose series (Moderna, Pfizer) count once. Persons receiving both doses of a 2-dose series count twice.

## Current status of persons vaccinated for COVID-19 in Florida

**Total people vaccinated** 61,602

First dose 30,489

Series completed 31,113

Completed 1-dose series 40

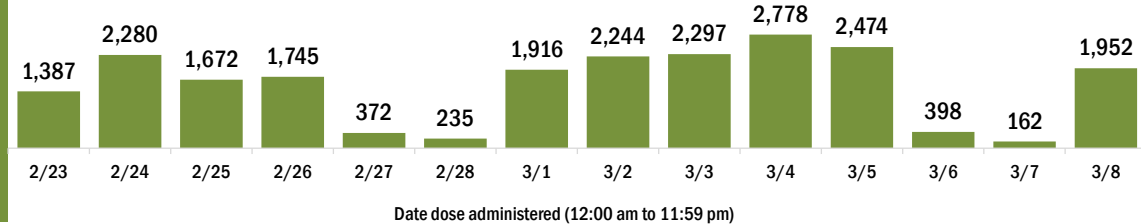
Completed 2-dose series 31,073

**First dose:** current number of people who have only received their first dose of the Moderna or Pfizer vaccine.

**Series complete:** current number of people who have received both Moderna or Pfizer vaccine doses or one Johnson & Johnson dose and are considered fully immunized.

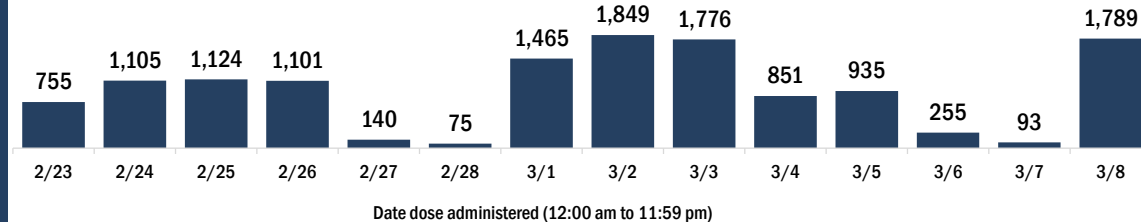
Demographic summary	First dose	Series complete	Total people vaccinated
<b>Age group</b>	<b>30,489</b>	<b>31,113</b>	<b>61,602</b>
16-24 years	230	369	599
25-34 years	499	1,041	1,540
35-44 years	652	1,445	2,097
45-54 years	1,106	1,941	3,047
55-64 years	2,299	2,553	4,852
65-74 years	13,631	12,634	26,265
75-84 years	9,363	8,643	18,006
85+ years	2,709	2,487	5,196
<b>Race</b>	<b>30,489</b>	<b>31,113</b>	<b>61,602</b>
White	19,749	22,441	42,190
Black	1,504	1,318	2,822
American Indian/Alaskan	77	129	206
Other	2,186	4,166	6,352
Unknown	6,973	3,059	10,032
<b>Other race</b> includes Asian, native Hawaiian/Pacific Islander, or other.			
<b>Ethnicity</b>	<b>30,489</b>	<b>31,113</b>	<b>61,602</b>
Hispanic	1,175	1,136	2,311
Non-Hispanic	15,086	21,112	36,198
Unknown	14,228	8,865	23,093
<b>Gender</b>	<b>30,489</b>	<b>31,113</b>	<b>61,602</b>
Female	17,495	17,956	35,451
Male	12,963	13,145	26,108
Unknown	31	12	43

## COVID-19 doses administered for the past 2 weeks

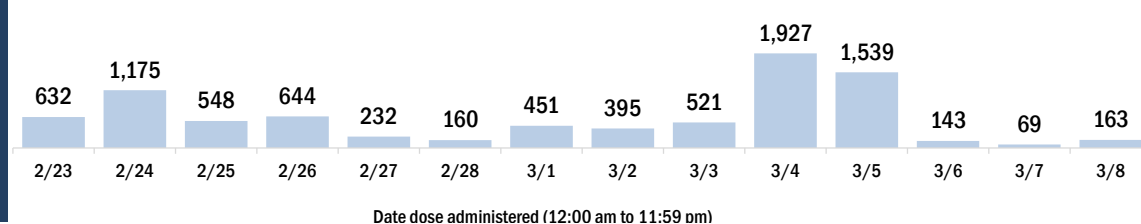


## Persons vaccinated for COVID-19 for the past 2 weeks

### Number of persons who received their first dose of a two-dose series of the COVID-19 vaccine



### Number of persons who completed the COVID-19 vaccine series





# COVID-19: Martin County vaccine summary

Vaccination data through Mar 8, 2021 as of Mar 9, 2021 at 12:05 AM

Data in this report are provisional and subject to change.

Data in this summary pertain to COVID-19 vaccines approved by the U.S. Food and Drug Administration and have been issued an Emergency Use Authorization (Janssen COVID-19 Vaccine, Moderna COVID-19 Vaccine and Pfizer-BioNTech COVID-19 Vaccine). These data summarize the number of people who have received either their first dose or have completed the series for a COVID-19 vaccine. **A person can only be counted in one category, first dose or series complete.** For persons receiving Moderna or Pfizer vaccines, once they receive their second dose, they are moved from the first dose column to the series completed column. **Because of this, the total first dose category may show a change from report to report not matching the total receiving their first dose from the previous day.** Persons receiving Johnson & Johnson vaccines will always be counted in the series completed column.

## COVID-19 doses for vaccinated persons in Florida

**Doses administered** 62,846

People receiving one dose of a 1-dose series (Johnson & Johnson) or receiving only one dose of a 2-dose series (Moderna, Pfizer) count once. Persons receiving both doses of a 2-dose series count twice.

## Current status of persons vaccinated for COVID-19 in Florida

**Total people vaccinated** 39,748

First dose 16,635

Series completed 23,113

Completed 1-dose series 15

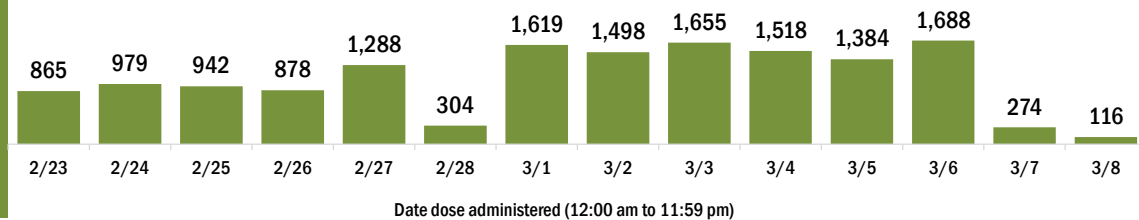
Completed 2-dose series 23,098

**First dose:** current number of people who have only received their first dose of the Moderna or Pfizer vaccine.

**Series complete:** current number of people who have received both Moderna or Pfizer vaccine doses or one Johnson & Johnson dose and are considered fully immunized.

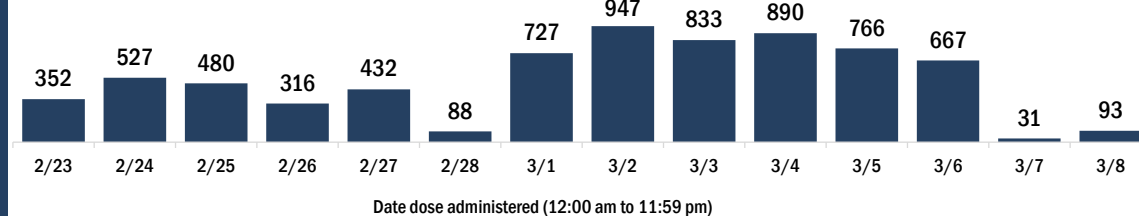
Demographic summary	First dose	Series complete	Total people vaccinated
<b>Age group</b>	<b>16,635</b>	<b>23,113</b>	<b>39,748</b>
16-24 years	77	122	199
25-34 years	205	398	603
35-44 years	276	667	943
45-54 years	439	819	1,258
55-64 years	1,307	1,671	2,978
65-74 years	7,112	9,688	16,800
75-84 years	5,221	6,963	12,184
85+ years	1,998	2,785	4,783
<b>Race</b>	<b>16,635</b>	<b>23,113</b>	<b>39,748</b>
White	10,711	15,224	25,935
Black	315	292	607
American Indian/Alaskan	52	31	83
Other	893	2,221	3,114
Unknown	4,664	5,345	10,009
<b>Other race</b> includes Asian, native Hawaiian/Pacific Islander, or other.			
<b>Ethnicity</b>	<b>16,635</b>	<b>23,113</b>	<b>39,748</b>
Hispanic	346	361	707
Non-Hispanic	5,788	6,855	12,643
Unknown	10,501	15,897	26,398
<b>Gender</b>	<b>16,635</b>	<b>23,113</b>	<b>39,748</b>
Female	9,487	13,181	22,668
Male	7,118	9,932	17,050
Unknown	30	0	30

## COVID-19 doses administered for the past 2 weeks

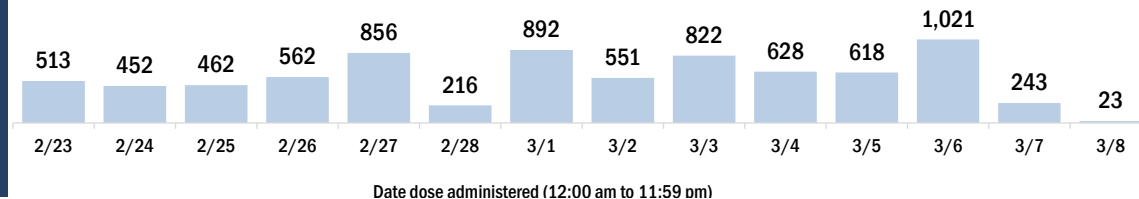


## Persons vaccinated for COVID-19 for the past 2 weeks

### Number of persons who received their first dose of a two-dose series of the COVID-19 vaccine



### Number of persons who completed the COVID-19 vaccine series



# COVID-19: Monroe County vaccine summary

Vaccination data through Mar 8, 2021 as of Mar 9, 2021 at 12:05 AM

Data in this report are provisional and subject to change.

Data in this summary pertain to COVID-19 vaccines approved by the U.S. Food and Drug Administration and have been issued an Emergency Use Authorization (Janssen COVID-19 Vaccine, Moderna COVID-19 Vaccine and Pfizer-BioNTech COVID-19 Vaccine). These data summarize the number of people who have received either their first dose or have completed the series for a COVID-19 vaccine. **A person can only be counted in one category, first dose or series complete.** For persons receiving Moderna or Pfizer vaccines, once they receive their second dose, they are moved from the first dose column to the series completed column. **Because of this, the total first dose category may show a change from report to report not matching the total receiving their first dose from the previous day.** Persons receiving Johnson & Johnson vaccines will always be counted in the series completed column.

## COVID-19 doses for vaccinated persons in Florida

**Doses administered** 21,966

People receiving one dose of a 1-dose series (Johnson & Johnson) or receiving only one dose of a 2-dose series (Moderna, Pfizer) count once. Persons receiving both doses of a 2-dose series count twice.

## Current status of persons vaccinated for COVID-19 in Florida

**Total people vaccinated** 14,181

First dose 6,323

Series completed 7,858

Completed 1-dose series 73

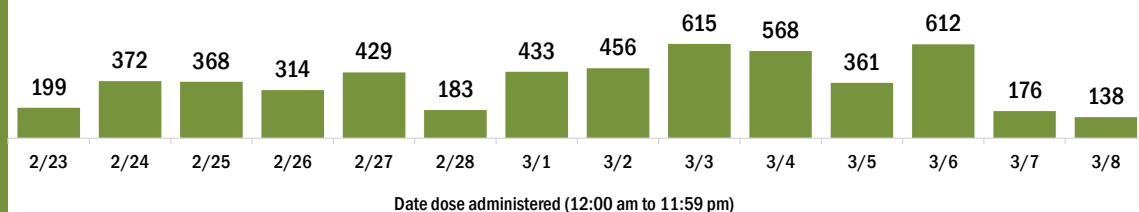
Completed 2-dose series 7,785

**First dose:** current number of people who have only received their first dose of the Moderna or Pfizer vaccine.

**Series complete:** current number of people who have received both Moderna or Pfizer vaccine doses or one Johnson & Johnson dose and are considered fully immunized.

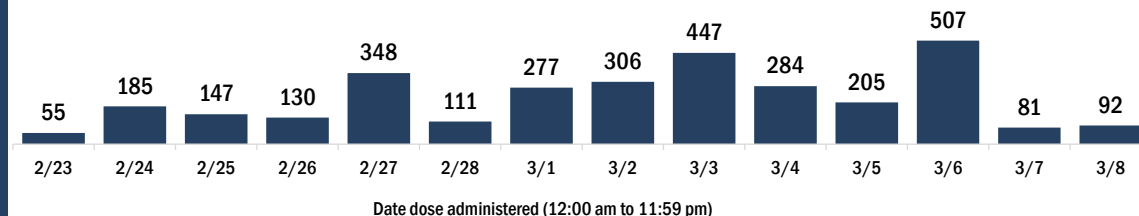
Demographic summary	First dose	Series complete	Total people vaccinated
<b>Age group</b>	<b>6,323</b>	<b>7,858</b>	<b>14,181</b>
16-24 years	52	51	103
25-34 years	123	199	322
35-44 years	179	343	522
45-54 years	320	490	810
55-64 years	757	786	1,543
65-74 years	3,271	3,642	6,913
75-84 years	1,345	1,861	3,206
85+ years	276	486	762
<b>Race</b>	<b>6,323</b>	<b>7,858</b>	<b>14,181</b>
White	4,206	5,953	10,159
Black	163	119	282
American Indian/Alaskan	43	20	63
Other	258	514	772
Unknown	1,653	1,252	2,905
<b>Other race</b> includes Asian, native Hawaiian/Pacific Islander, or other.			
<b>Ethnicity</b>	<b>6,323</b>	<b>7,858</b>	<b>14,181</b>
Hispanic	463	484	947
Non-Hispanic	2,977	4,877	7,854
Unknown	2,883	2,497	5,380
<b>Gender</b>	<b>6,323</b>	<b>7,858</b>	<b>14,181</b>
Female	3,300	4,150	7,450
Male	3,006	3,708	6,714
Unknown	17	0	17

## COVID-19 doses administered for the past 2 weeks

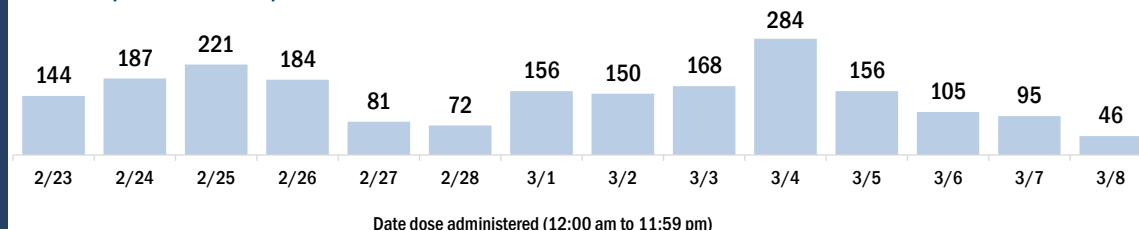


## Persons vaccinated for COVID-19 for the past 2 weeks

### Number of persons who received their first dose of a two-dose series of the COVID-19 vaccine



### Number of persons who completed the COVID-19 vaccine series



# COVID-19: Nassau County vaccine summary

Vaccination data through Mar 8, 2021 as of Mar 9, 2021 at 12:05 AM

Data in this report are provisional and subject to change.

Data in this summary pertain to COVID-19 vaccines approved by the U.S. Food and Drug Administration and have been issued an Emergency Use Authorization (Janssen COVID-19 Vaccine, Moderna COVID-19 Vaccine and Pfizer-BioNTech COVID-19 Vaccine). These data summarize the number of people who have received either their first dose or have completed the series for a COVID-19 vaccine. **A person can only be counted in one category, first dose or series complete.** For persons receiving Moderna or Pfizer vaccines, once they receive their second dose, they are moved from the first dose column to the series completed column. **Because of this, the total first dose category may show a change from report to report not matching the total receiving their first dose from the previous day.** Persons receiving Johnson & Johnson vaccines will always be counted in the series completed column.

## COVID-19 doses for vaccinated persons in Florida

**Doses administered** 31,500

People receiving one dose of a 1-dose series (Johnson & Johnson) or receiving only one dose of a 2-dose series (Moderna, Pfizer) count once. Persons receiving both doses of a 2-dose series count twice.

## Current status of persons vaccinated for COVID-19 in Florida

**Total people vaccinated** 18,997

First dose 6,458

Series completed 12,539

Completed 1-dose series 36

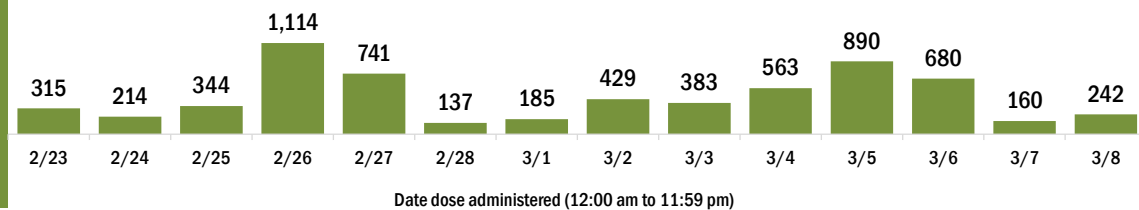
Completed 2-dose series 12,503

**First dose:** current number of people who have only received their first dose of the Moderna or Pfizer vaccine.

**Series complete:** current number of people who have received both Moderna or Pfizer vaccine doses or one Johnson & Johnson dose and are considered fully immunized.

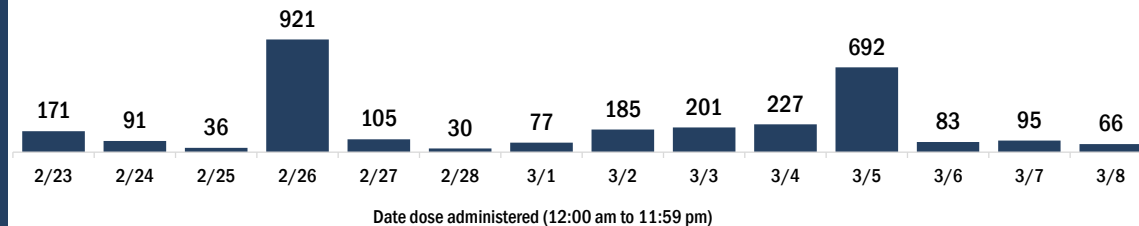
Demographic summary	First dose	Series complete	Total people vaccinated
<b>Age group</b>	<b>6,458</b>	<b>12,539</b>	<b>18,997</b>
16-24 years	69	115	184
25-34 years	101	296	397
35-44 years	236	478	714
45-54 years	438	542	980
55-64 years	909	955	1,864
65-74 years	2,961	6,037	8,998
75-84 years	1,384	3,162	4,546
85+ years	360	954	1,314
<b>Race</b>	<b>6,458</b>	<b>12,539</b>	<b>18,997</b>
White	5,026	9,990	15,016
Black	282	478	760
American Indian/Alaskan	26	27	53
Other	317	756	1,073
Unknown	807	1,288	2,095
<b>Other race</b> includes Asian, native Hawaiian/Pacific Islander, or other.			
<b>Ethnicity</b>	<b>6,458</b>	<b>12,539</b>	<b>18,997</b>
Hispanic	135	129	264
Non-Hispanic	4,330	9,243	13,573
Unknown	1,993	3,167	5,160
<b>Gender</b>	<b>6,458</b>	<b>12,539</b>	<b>18,997</b>
Female	3,671	7,011	10,682
Male	2,783	5,527	8,310
Unknown	4	1	5

## COVID-19 doses administered for the past 2 weeks

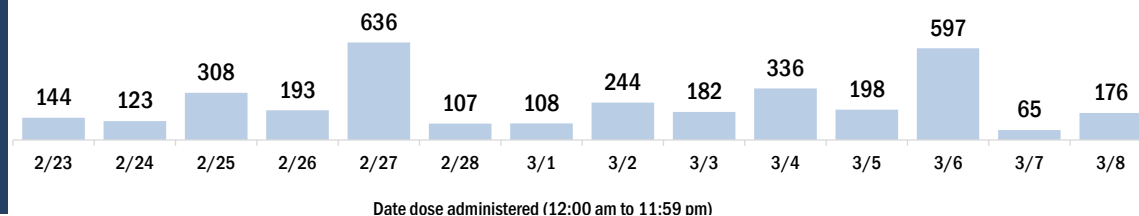


## Persons vaccinated for COVID-19 for the past 2 weeks

### Number of persons who received their first dose of a two-dose series of the COVID-19 vaccine



### Number of persons who completed the COVID-19 vaccine series



# COVID-19: Okaloosa County vaccine summary

Vaccination data through Mar 8, 2021 as of Mar 9, 2021 at 12:05 AM

Data in this report are provisional and subject to change.

Data in this summary pertain to COVID-19 vaccines approved by the U.S. Food and Drug Administration and have been issued an Emergency Use Authorization (Janssen COVID-19 Vaccine, Moderna COVID-19 Vaccine and Pfizer-BioNTech COVID-19 Vaccine). These data summarize the number of people who have received either their first dose or have completed the series for a COVID-19 vaccine. **A person can only be counted in one category, first dose or series complete.** For persons receiving Moderna or Pfizer vaccines, once they receive their second dose, they are moved from the first dose column to the series completed column. **Because of this, the total first dose category may show a change from report to report not matching the total receiving their first dose from the previous day.** Persons receiving Johnson & Johnson vaccines will always be counted in the series completed column.

## COVID-19 doses for vaccinated persons in Florida

**Doses administered** 46,358

People receiving one dose of a 1-dose series (Johnson & Johnson) or receiving only one dose of a 2-dose series (Moderna, Pfizer) count once. Persons receiving both doses of a 2-dose series count twice.

## Current status of persons vaccinated for COVID-19 in Florida

**Total people vaccinated** 29,602

First dose 12,632

Series completed 16,970

Completed 1-dose series 214

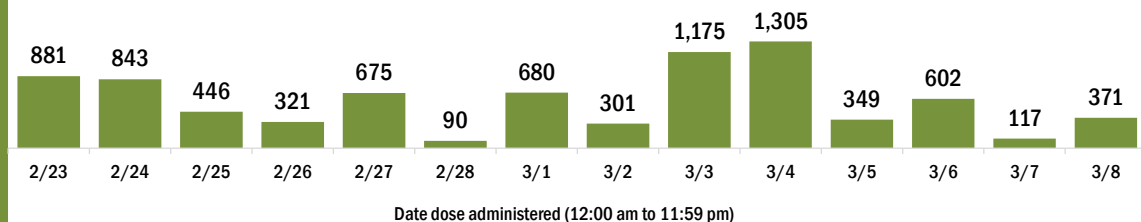
Completed 2-dose series 16,756

**First dose:** current number of people who have only received their first dose of the Moderna or Pfizer vaccine.

**Series complete:** current number of people who have received both Moderna or Pfizer vaccine doses or one Johnson & Johnson dose and are considered fully immunized.

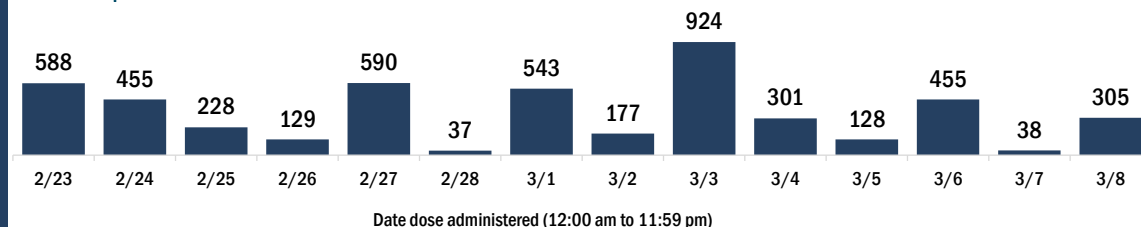
Demographic summary	First dose	Series complete	Total people vaccinated
<b>Age group</b>	<b>12,632</b>	<b>16,970</b>	<b>29,602</b>
16-24 years	156	171	327
25-34 years	432	685	1,117
35-44 years	528	864	1,392
45-54 years	714	1,038	1,752
55-64 years	1,626	1,593	3,219
65-74 years	5,365	6,707	12,072
75-84 years	2,866	4,196	7,062
85+ years	945	1,716	2,661
<b>Race</b>	<b>12,632</b>	<b>16,970</b>	<b>29,602</b>
White	8,083	12,076	20,159
Black	652	485	1,137
American Indian/Alaskan	54	47	101
Other	903	1,790	2,693
Unknown	2,940	2,572	5,512
<b>Other race</b> includes Asian, native Hawaiian/Pacific Islander, or other.			
<b>Ethnicity</b>	<b>12,632</b>	<b>16,970</b>	<b>29,602</b>
Hispanic	255	295	550
Non-Hispanic	6,744	9,300	16,044
Unknown	5,633	7,375	13,008
<b>Gender</b>	<b>12,632</b>	<b>16,970</b>	<b>29,602</b>
Female	7,198	10,019	17,217
Male	5,313	6,948	12,261
Unknown	121	3	124

## COVID-19 doses administered for the past 2 weeks

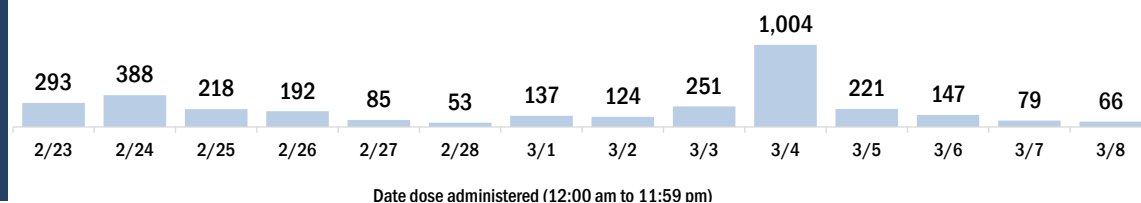


## Persons vaccinated for COVID-19 for the past 2 weeks

### Number of persons who received their first dose of a two-dose series of the COVID-19 vaccine



### Number of persons who completed the COVID-19 vaccine series



# COVID-19: Okeechobee County vaccine summary

Vaccination data through Mar 8, 2021 as of Mar 9, 2021 at 12:05 AM

Data in this report are provisional and subject to change.

Data in this summary pertain to COVID-19 vaccines approved by the U.S. Food and Drug Administration and have been issued an Emergency Use Authorization (Janssen COVID-19 Vaccine, Moderna COVID-19 Vaccine and Pfizer-BioNTech COVID-19 Vaccine). These data summarize the number of people who have received either their first dose or have completed the series for a COVID-19 vaccine. **A person can only be counted in one category, first dose or series complete.** For persons receiving Moderna or Pfizer vaccines, once they receive their second dose, they are moved from the first dose column to the series completed column. **Because of this, the total first dose category may show a change from report to report not matching the total receiving their first dose from the previous day.** Persons receiving Johnson & Johnson vaccines will always be counted in the series completed column.

## COVID-19 doses for vaccinated persons in Florida

**Doses administered** 8,634

People receiving one dose of a 1-dose series (Johnson & Johnson) or receiving only one dose of a 2-dose series (Moderna, Pfizer) count once. Persons receiving both doses of a 2-dose series count twice.

## Current status of persons vaccinated for COVID-19 in Florida

**Total people vaccinated** 5,419

First dose 2,199

Series completed 3,220

Completed 1-dose series 5

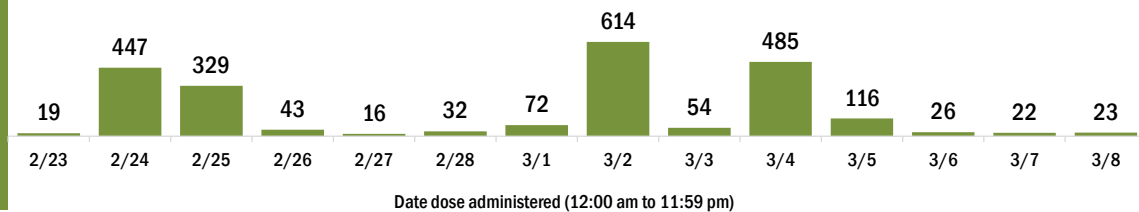
Completed 2-dose series 3,215

**First dose:** current number of people who have only received their first dose of the Moderna or Pfizer vaccine.

**Series complete:** current number of people who have received both Moderna or Pfizer vaccine doses or one Johnson & Johnson dose and are considered fully immunized.

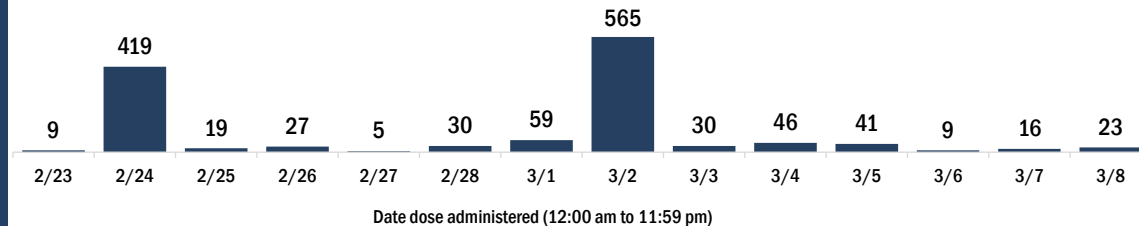
Demographic summary	First dose	Series complete	Total people vaccinated
<b>Age group</b>	2,199	3,220	5,419
16-24 years	10	29	39
25-34 years	37	97	134
35-44 years	51	109	160
45-54 years	58	115	173
55-64 years	109	166	275
65-74 years	1,066	1,389	2,455
75-84 years	696	1,024	1,720
85+ years	172	291	463
<b>Race</b>	2,199	3,220	5,419
White	1,779	2,586	4,365
Black	37	49	86
American Indian/Alaskan	9	18	27
Other	110	414	524
Unknown	264	153	417
<b>Other race</b> includes Asian, native Hawaiian/Pacific Islander, or other.			
<b>Ethnicity</b>	2,199	3,220	5,419
Hispanic	89	166	255
Non-Hispanic	1,462	2,533	3,995
Unknown	648	521	1,169
<b>Gender</b>	2,199	3,220	5,419
Female	1,190	1,809	2,999
Male	1,009	1,411	2,420
Unknown	0	0	0

## COVID-19 doses administered for the past 2 weeks

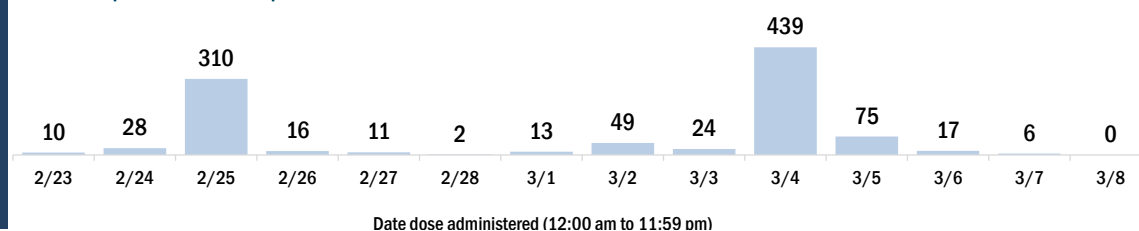


## Persons vaccinated for COVID-19 for the past 2 weeks

### Number of persons who received their first dose of a two-dose series of the COVID-19 vaccine



### Number of persons who completed the COVID-19 vaccine series



# COVID-19: Orange County vaccine summary

Vaccination data through Mar 8, 2021 as of Mar 9, 2021 at 12:05 AM

Data in this report are provisional and subject to change.

Data in this summary pertain to COVID-19 vaccines approved by the U.S. Food and Drug Administration and have been issued an Emergency Use Authorization (Janssen COVID-19 Vaccine, Moderna COVID-19 Vaccine and Pfizer-BioNTech COVID-19 Vaccine). These data summarize the number of people who have received either their first dose or have completed the series for a COVID-19 vaccine. **A person can only be counted in one category, first dose or series complete.** For persons receiving Moderna or Pfizer vaccines, once they receive their second dose, they are moved from the first dose column to the series completed column. **Because of this, the total first dose category may show a change from report to report not matching the total receiving their first dose from the previous day.** Persons receiving Johnson & Johnson vaccines will always be counted in the series completed column.

## COVID-19 doses for vaccinated persons in Florida

**Doses administered** 252,199

People receiving one dose of a 1-dose series (Johnson & Johnson) or receiving only one dose of a 2-dose series (Moderna, Pfizer) count once. Persons receiving both doses of a 2-dose series count twice.

## Current status of persons vaccinated for COVID-19 in Florida

**Total people vaccinated** 164,520

First dose 74,069

Series completed 90,451

Completed 1-dose series 2,772

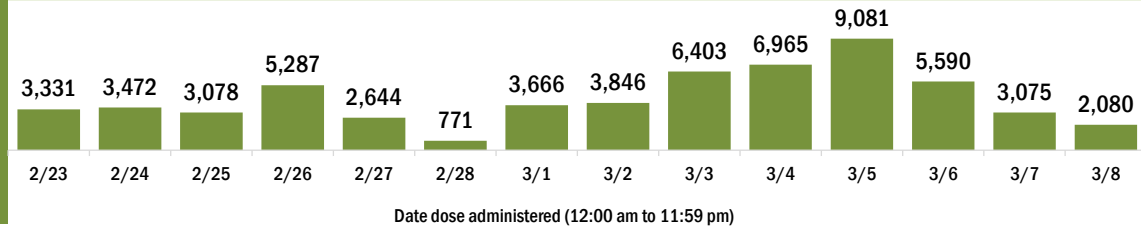
Completed 2-dose series 87,679

**First dose:** current number of people who have only received their first dose of the Moderna or Pfizer vaccine.

**Series complete:** current number of people who have received both Moderna or Pfizer vaccine doses or one Johnson & Johnson dose and are considered fully immunized.

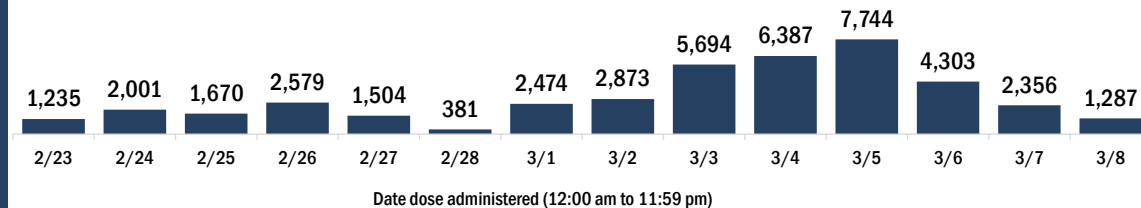
Demographic summary	First dose	Series complete	Total people vaccinated
<b>Age group</b>	<b>74,069</b>	<b>90,451</b>	<b>164,520</b>
16-24 years	1,877	1,849	3,726
25-34 years	5,251	6,427	11,678
35-44 years	6,969	7,556	14,525
45-54 years	8,419	7,293	15,712
55-64 years	10,753	7,764	18,517
65-74 years	23,744	36,155	59,899
75-84 years	11,730	16,855	28,585
85+ years	5,326	6,552	11,878
<b>Race</b>	<b>74,069</b>	<b>90,451</b>	<b>164,520</b>
White	38,600	55,772	94,372
Black	7,094	6,685	13,779
American Indian/Alaskan	282	271	553
Other	12,741	20,685	33,426
Unknown	15,352	7,038	22,390
<b>Other race</b> includes Asian, native Hawaiian/Pacific Islander, or other.			
<b>Ethnicity</b>	<b>74,069</b>	<b>90,451</b>	<b>164,520</b>
Hispanic	8,243	9,993	18,236
Non-Hispanic	29,035	45,223	74,258
Unknown	36,791	35,235	72,026
<b>Gender</b>	<b>74,069</b>	<b>90,451</b>	<b>164,520</b>
Female	43,414	53,282	96,696
Male	28,592	36,519	65,111
Unknown	2,063	650	2,713

## COVID-19 doses administered for the past 2 weeks

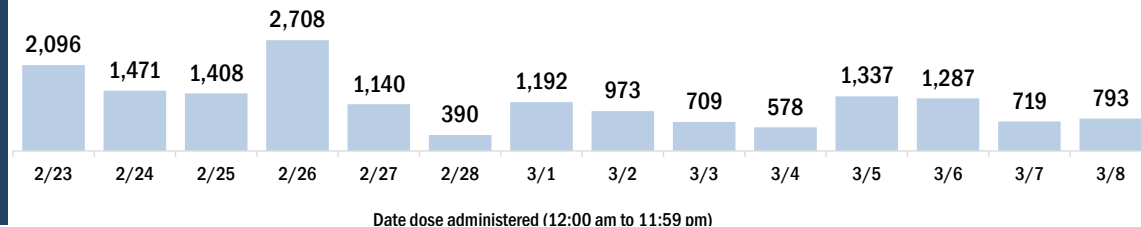


## Persons vaccinated for COVID-19 for the past 2 weeks

### Number of persons who received their first dose of a two-dose series of the COVID-19 vaccine



### Number of persons who completed the COVID-19 vaccine series



# COVID-19: Osceola County vaccine summary

Vaccination data through Mar 8, 2021 as of Mar 9, 2021 at 12:05 AM

Data in this report are provisional and subject to change.

Data in this summary pertain to COVID-19 vaccines approved by the U.S. Food and Drug Administration and have been issued an Emergency Use Authorization (Janssen COVID-19 Vaccine, Moderna COVID-19 Vaccine and Pfizer-BioNTech COVID-19 Vaccine). These data summarize the number of people who have received either their first dose or have completed the series for a COVID-19 vaccine. **A person can only be counted in one category, first dose or series complete.** For persons receiving Moderna or Pfizer vaccines, once they receive their second dose, they are moved from the first dose column to the series completed column. **Because of this, the total first dose category may show a change from report to report not matching the total receiving their first dose from the previous day.** Persons receiving Johnson & Johnson vaccines will always be counted in the series completed column.

## COVID-19 doses for vaccinated persons in Florida

**Doses administered** 62,172

People receiving one dose of a 1-dose series (Johnson & Johnson) or receiving only one dose of a 2-dose series (Moderna, Pfizer) count once. Persons receiving both doses of a 2-dose series count twice.

## Current status of persons vaccinated for COVID-19 in Florida

**Total people vaccinated** 40,777

First dose 19,202

Series completed 21,575

Completed 1-dose series 180

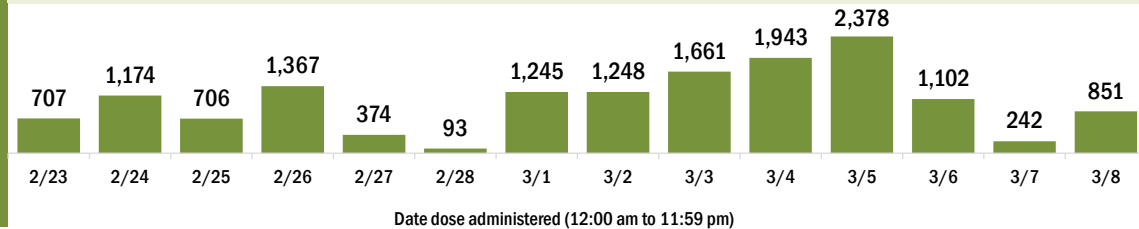
Completed 2-dose series 21,395

**First dose:** current number of people who have only received their first dose of the Moderna or Pfizer vaccine.

**Series complete:** current number of people who have received both Moderna or Pfizer vaccine doses or one Johnson & Johnson dose and are considered fully immunized.

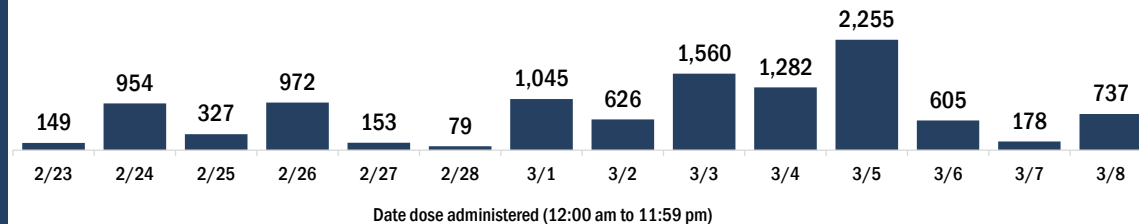
Demographic summary	First dose	Series complete	Total people vaccinated
<b>Age group</b>	<b>19,202</b>	<b>21,575</b>	<b>40,777</b>
16-24 years	311	315	626
25-34 years	845	975	1,820
35-44 years	1,185	1,282	2,467
45-54 years	1,639	1,484	3,123
55-64 years	2,322	1,604	3,926
65-74 years	7,910	9,731	17,641
75-84 years	3,904	4,728	8,632
85+ years	1,086	1,456	2,542
<b>Race</b>	<b>19,202</b>	<b>21,575</b>	<b>40,777</b>
White	10,137	13,469	23,606
Black	1,156	1,111	2,267
American Indian/Alaskan	117	146	263
Other	3,191	5,251	8,442
Unknown	4,601	1,598	6,199
<b>Other race</b> includes Asian, native Hawaiian/Pacific Islander, or other.			
<b>Ethnicity</b>	<b>19,202</b>	<b>21,575</b>	<b>40,777</b>
Hispanic	5,105	4,970	10,075
Non-Hispanic	5,970	11,105	17,075
Unknown	8,127	5,500	13,627
<b>Gender</b>	<b>19,202</b>	<b>21,575</b>	<b>40,777</b>
Female	11,401	12,797	24,198
Male	7,668	8,756	16,424
Unknown	133	22	155

## COVID-19 doses administered for the past 2 weeks

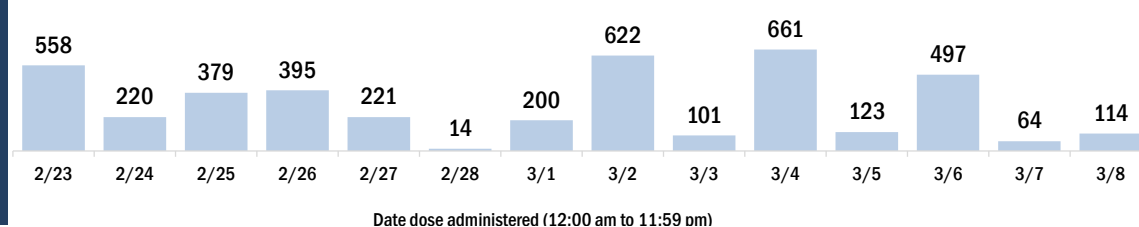


## Persons vaccinated for COVID-19 for the past 2 weeks

### Number of persons who received their first dose of a two-dose series of the COVID-19 vaccine



### Number of persons who completed the COVID-19 vaccine series





# COVID-19: Palm Beach County vaccine summary

Vaccination data through Mar 8, 2021 as of Mar 9, 2021 at 12:05 AM

Data in this report are provisional and subject to change.

Data in this summary pertain to COVID-19 vaccines approved by the U.S. Food and Drug Administration and have been issued an Emergency Use Authorization (Janssen COVID-19 Vaccine, Moderna COVID-19 Vaccine and Pfizer-BioNTech COVID-19 Vaccine). These data summarize the number of people who have received either their first dose or have completed the series for a COVID-19 vaccine. **A person can only be counted in one category, first dose or series complete.** For persons receiving Moderna or Pfizer vaccines, once they receive their second dose, they are moved from the first dose column to the series completed column. **Because of this, the total first dose category may show a change from report to report not matching the total receiving their first dose from the previous day.** Persons receiving Johnson & Johnson vaccines will always be counted in the series completed column.

## COVID-19 doses for vaccinated persons in Florida

**Doses administered** 502,774

People receiving one dose of a 1-dose series (Johnson & Johnson) or receiving only one dose of a 2-dose series (Moderna, Pfizer) count once. Persons receiving both doses of a 2-dose series count twice.

## Current status of persons vaccinated for COVID-19 in Florida

**Total people vaccinated** 309,080

First dose 114,861

Series completed 194,219

Completed 1-dose series 525

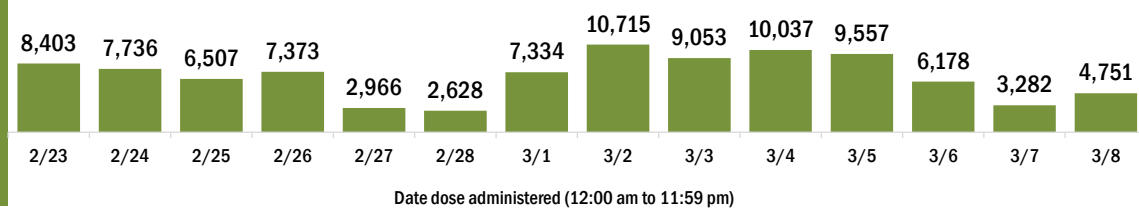
Completed 2-dose series 193,694

**First dose:** current number of people who have only received their first dose of the Moderna or Pfizer vaccine.

**Series complete:** current number of people who have received both Moderna or Pfizer vaccine doses or one Johnson & Johnson dose and are considered fully immunized.

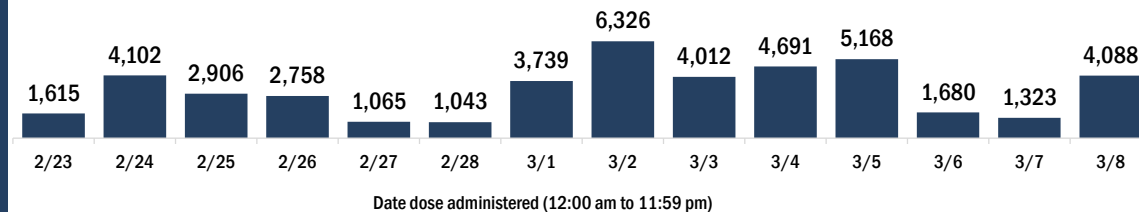
Demographic summary	First dose	Series complete	Total people vaccinated
<b>Age group</b>	<b>114,861</b>	<b>194,219</b>	<b>309,080</b>
16-24 years	1,282	1,342	2,624
25-34 years	3,293	4,659	7,952
35-44 years	4,571	6,600	11,171
45-54 years	7,268	9,016	16,284
55-64 years	14,589	13,491	28,080
65-74 years	42,684	78,096	120,780
75-84 years	28,791	57,645	86,436
85+ years	12,383	23,370	35,753
<b>Race</b>	<b>114,861</b>	<b>194,219</b>	<b>309,080</b>
White	72,872	135,997	208,869
Black	6,329	6,764	13,093
American Indian/Alaskan	390	534	924
Other	8,767	17,868	26,635
Unknown	26,503	33,056	59,559
<b>Other race</b> includes Asian, native Hawaiian/Pacific Islander, or other.			
<b>Ethnicity</b>	<b>114,861</b>	<b>194,219</b>	<b>309,080</b>
Hispanic	8,115	8,516	16,631
Non-Hispanic	53,905	115,655	169,560
Unknown	52,841	70,048	122,889
<b>Gender</b>	<b>114,861</b>	<b>194,219</b>	<b>309,080</b>
Female	66,622	113,301	179,923
Male	47,849	80,853	128,702
Unknown	390	65	455

## COVID-19 doses administered for the past 2 weeks

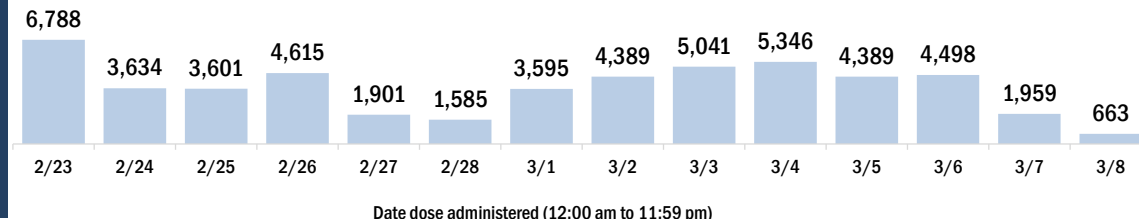


## Persons vaccinated for COVID-19 for the past 2 weeks

### Number of persons who received their first dose of a two-dose series of the COVID-19 vaccine



### Number of persons who completed the COVID-19 vaccine series



# COVID-19: Pasco County vaccine summary

Vaccination data through Mar 8, 2021 as of Mar 9, 2021 at 12:05 AM

Data in this report are provisional and subject to change.

Data in this summary pertain to COVID-19 vaccines approved by the U.S. Food and Drug Administration and have been issued an Emergency Use Authorization (Janssen COVID-19 Vaccine, Moderna COVID-19 Vaccine and Pfizer-BioNTech COVID-19 Vaccine). These data summarize the number of people who have received either their first dose or have completed the series for a COVID-19 vaccine. **A person can only be counted in one category, first dose or series complete.** For persons receiving Moderna or Pfizer vaccines, once they receive their second dose, they are moved from the first dose column to the series completed column. **Because of this, the total first dose category may show a change from report to report not matching the total receiving their first dose from the previous day.** Persons receiving Johnson & Johnson vaccines will always be counted in the series completed column.

## COVID-19 doses for vaccinated persons in Florida

**Doses administered** 118,181

People receiving one dose of a 1-dose series (Johnson & Johnson) or receiving only one dose of a 2-dose series (Moderna, Pfizer) count once. Persons receiving both doses of a 2-dose series count twice.

## Current status of persons vaccinated for COVID-19 in Florida

**Total people vaccinated** 81,522

First dose 44,551

Series completed 36,971

Completed 1-dose series 312

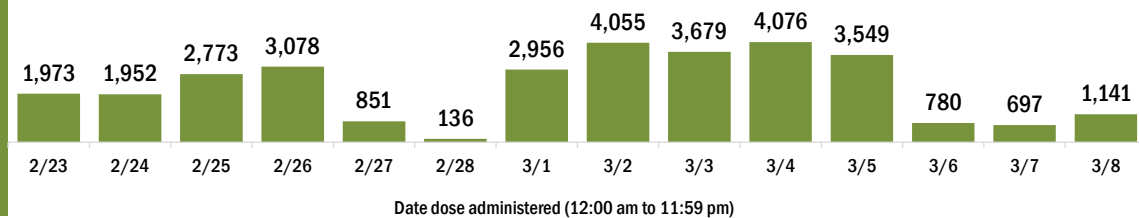
Completed 2-dose series 36,659

**First dose:** current number of people who have only received their first dose of the Moderna or Pfizer vaccine.

**Series complete:** current number of people who have received both Moderna or Pfizer vaccine doses or one Johnson & Johnson dose and are considered fully immunized.

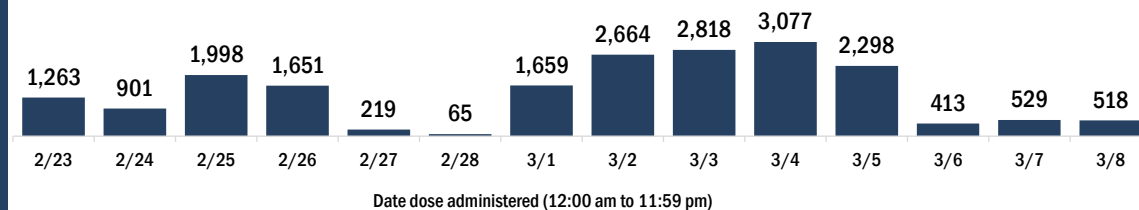
Demographic summary	First dose	Series complete	Total people vaccinated
<b>Age group</b>	<b>44,551</b>	<b>36,971</b>	<b>81,522</b>
16-24 years	446	548	994
25-34 years	881	1,801	2,682
35-44 years	1,434	2,545	3,979
45-54 years	1,858	3,145	5,003
55-64 years	2,766	3,578	6,344
65-74 years	20,246	14,125	34,371
75-84 years	13,197	8,330	21,527
85+ years	3,723	2,899	6,622
<b>Race</b>	<b>44,551</b>	<b>36,971</b>	<b>81,522</b>
White	34,132	27,137	61,269
Black	955	947	1,902
American Indian/Alaskan	145	117	262
Other	3,130	5,332	8,462
Unknown	6,189	3,438	9,627
<b>Other race</b> includes Asian, native Hawaiian/Pacific Islander, or other.			
<b>Ethnicity</b>	<b>44,551</b>	<b>36,971</b>	<b>81,522</b>
Hispanic	1,635	1,580	3,215
Non-Hispanic	25,070	21,683	46,753
Unknown	17,846	13,708	31,554
<b>Gender</b>	<b>44,551</b>	<b>36,971</b>	<b>81,522</b>
Female	25,942	22,239	48,181
Male	18,480	14,687	33,167
Unknown	129	45	174

## COVID-19 doses administered for the past 2 weeks

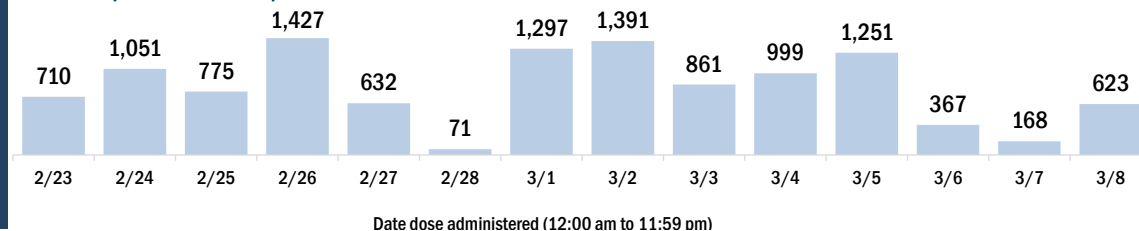


## Persons vaccinated for COVID-19 for the past 2 weeks

### Number of persons who received their first dose of a two-dose series of the COVID-19 vaccine



### Number of persons who completed the COVID-19 vaccine series



# COVID-19: Pinellas County vaccine summary

Vaccination data through Mar 8, 2021 as of Mar 9, 2021 at 12:05 AM

Data in this report are provisional and subject to change.

Data in this summary pertain to COVID-19 vaccines approved by the U.S. Food and Drug Administration and have been issued an Emergency Use Authorization (Janssen COVID-19 Vaccine, Moderna COVID-19 Vaccine and Pfizer-BioNTech COVID-19 Vaccine). These data summarize the number of people who have received either their first dose or have completed the series for a COVID-19 vaccine. **A person can only be counted in one category, first dose or series complete.** For persons receiving Moderna or Pfizer vaccines, once they receive their second dose, they are moved from the first dose column to the series completed column. **Because of this, the total first dose category may show a change from report to report not matching the total receiving their first dose from the previous day.** Persons receiving Johnson & Johnson vaccines will always be counted in the series completed column.

## COVID-19 doses for vaccinated persons in Florida

**Doses administered** 263,695

People receiving one dose of a 1-dose series (Johnson & Johnson) or receiving only one dose of a 2-dose series (Moderna, Pfizer) count once. Persons receiving both doses of a 2-dose series count twice.

## Current status of persons vaccinated for COVID-19 in Florida

**Total people vaccinated** 175,649

First dose 86,939

Series completed 88,710

Completed 1-dose series 664

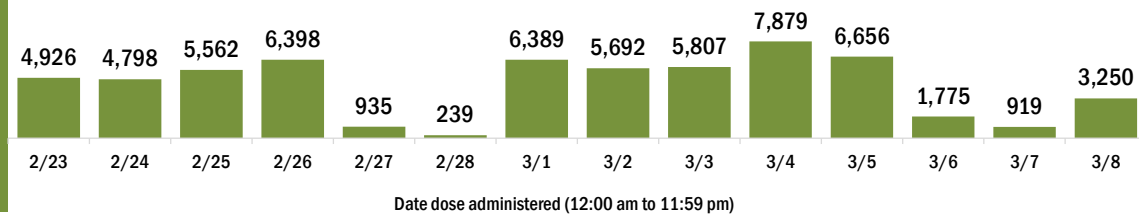
Completed 2-dose series 88,046

**First dose:** current number of people who have only received their first dose of the Moderna or Pfizer vaccine.

**Series complete:** current number of people who have received both Moderna or Pfizer vaccine doses or one Johnson & Johnson dose and are considered fully immunized.

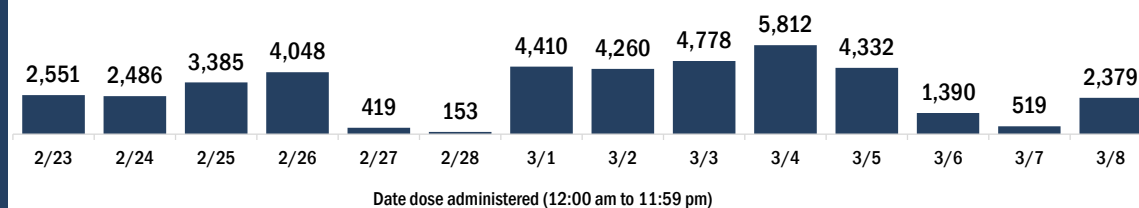
Demographic summary	First dose	Series complete	Total people vaccinated
<b>Age group</b>	<b>86,939</b>	<b>88,710</b>	<b>175,649</b>
16-24 years	746	995	1,741
25-34 years	1,973	4,555	6,528
35-44 years	2,535	5,376	7,911
45-54 years	3,802	6,484	10,286
55-64 years	7,749	9,285	17,034
65-74 years	40,053	35,559	75,612
75-84 years	22,427	17,782	40,209
85+ years	7,654	8,674	16,328
<b>Race</b>	<b>86,939</b>	<b>88,710</b>	<b>175,649</b>
White	62,115	65,394	127,509
Black	3,819	3,263	7,082
American Indian/Alaskan	186	182	368
Other	5,468	9,426	14,894
Unknown	15,351	10,445	25,796
<b>Other race</b> includes Asian, native Hawaiian/Pacific Islander, or other.			
<b>Ethnicity</b>	<b>86,939</b>	<b>88,710</b>	<b>175,649</b>
Hispanic	1,766	2,640	4,406
Non-Hispanic	44,287	49,287	93,574
Unknown	40,886	36,783	77,669
<b>Gender</b>	<b>86,939</b>	<b>88,710</b>	<b>175,649</b>
Female	50,441	53,401	103,842
Male	36,154	35,120	71,274
Unknown	344	189	533

## COVID-19 doses administered for the past 2 weeks

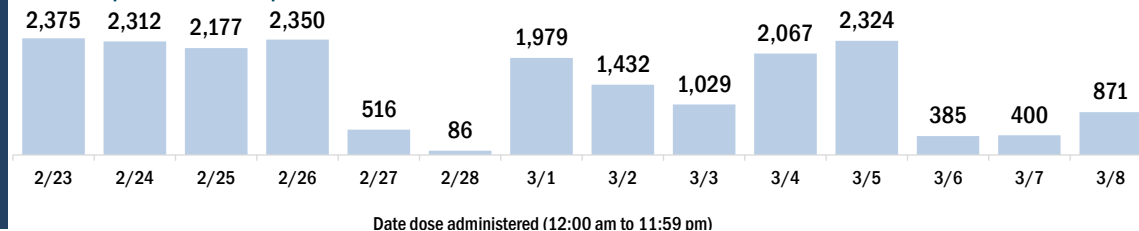


## Persons vaccinated for COVID-19 for the past 2 weeks

### Number of persons who received their first dose of a two-dose series of the COVID-19 vaccine



### Number of persons who completed the COVID-19 vaccine series



# COVID-19: Polk County vaccine summary

Vaccination data through Mar 8, 2021 as of Mar 9, 2021 at 12:05 AM

Data in this report are provisional and subject to change.

Data in this summary pertain to COVID-19 vaccines approved by the U.S. Food and Drug Administration and have been issued an Emergency Use Authorization (Janssen COVID-19 Vaccine, Moderna COVID-19 Vaccine and Pfizer-BioNTech COVID-19 Vaccine). These data summarize the number of people who have received either their first dose or have completed the series for a COVID-19 vaccine. **A person can only be counted in one category, first dose or series complete.** For persons receiving Moderna or Pfizer vaccines, once they receive their second dose, they are moved from the first dose column to the series completed column. **Because of this, the total first dose category may show a change from report to report not matching the total receiving their first dose from the previous day.** Persons receiving Johnson & Johnson vaccines will always be counted in the series completed column.

## COVID-19 doses for vaccinated persons in Florida

**Doses administered** 139,082

People receiving one dose of a 1-dose series (Johnson & Johnson) or receiving only one dose of a 2-dose series (Moderna, Pfizer) count once. Persons receiving both doses of a 2-dose series count twice.

## Current status of persons vaccinated for COVID-19 in Florida

**Total people vaccinated** 95,150

First dose 50,924

Series completed 44,226

Completed 1-dose series 294

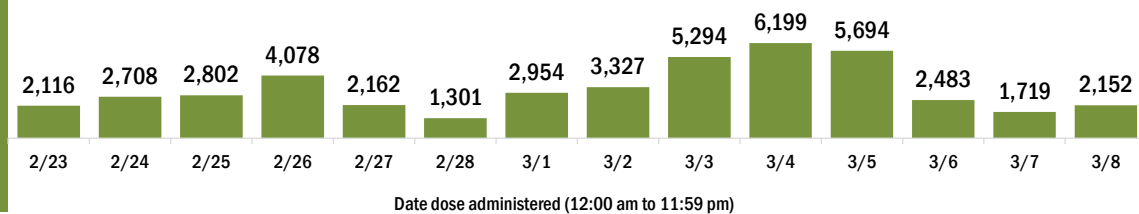
Completed 2-dose series 43,932

**First dose:** current number of people who have only received their first dose of the Moderna or Pfizer vaccine.

**Series complete:** current number of people who have received both Moderna or Pfizer vaccine doses or one Johnson & Johnson dose and are considered fully immunized.

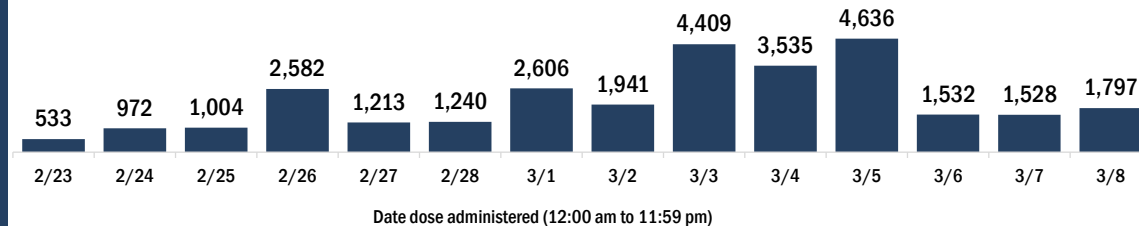
Demographic summary	First dose	Series complete	Total people vaccinated
<b>Age group</b>	50,924	44,226	95,150
16-24 years	440	459	899
25-34 years	1,118	1,657	2,775
35-44 years	1,627	2,256	3,883
45-54 years	2,225	2,891	5,116
55-64 years	4,384	3,616	8,000
65-74 years	22,521	18,573	41,094
75-84 years	14,421	11,290	25,711
85+ years	4,188	3,484	7,672
<b>Race</b>	50,924	44,226	95,150
White	36,501	32,340	68,841
Black	2,748	2,696	5,444
American Indian/Alaskan	269	255	524
Other	2,812	4,060	6,872
Unknown	8,594	4,875	13,469
<b>Other race</b> includes Asian, native Hawaiian/Pacific Islander, or other.			
<b>Ethnicity</b>	50,924	44,226	95,150
Hispanic	2,855	2,466	5,321
Non-Hispanic	26,749	25,832	52,581
Unknown	21,320	15,928	37,248
<b>Gender</b>	50,924	44,226	95,150
Female	28,664	25,986	54,650
Male	22,035	18,227	40,262
Unknown	225	13	238

## COVID-19 doses administered for the past 2 weeks

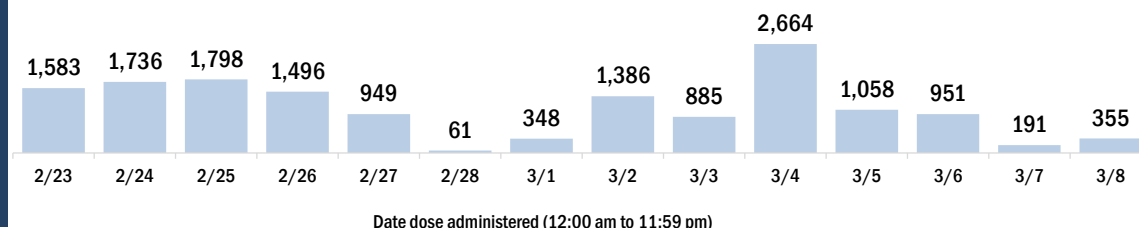


## Persons vaccinated for COVID-19 for the past 2 weeks

### Number of persons who received their first dose of a two-dose series of the COVID-19 vaccine



### Number of persons who completed the COVID-19 vaccine series



# COVID-19: Putnam County vaccine summary

Vaccination data through Mar 8, 2021 as of Mar 9, 2021 at 12:05 AM

Data in this report are provisional and subject to change.

Data in this summary pertain to COVID-19 vaccines approved by the U.S. Food and Drug Administration and have been issued an Emergency Use Authorization (Janssen COVID-19 Vaccine, Moderna COVID-19 Vaccine and Pfizer-BioNTech COVID-19 Vaccine). These data summarize the number of people who have received either their first dose or have completed the series for a COVID-19 vaccine. **A person can only be counted in one category, first dose or series complete.** For persons receiving Moderna or Pfizer vaccines, once they receive their second dose, they are moved from the first dose column to the series completed column. **Because of this, the total first dose category may show a change from report to report not matching the total receiving their first dose from the previous day.** Persons receiving Johnson & Johnson vaccines will always be counted in the series completed column.

## COVID-19 doses for vaccinated persons in Florida

**Doses administered** 13,912

People receiving one dose of a 1-dose series (Johnson & Johnson) or receiving only one dose of a 2-dose series (Moderna, Pfizer) count once. Persons receiving both doses of a 2-dose series count twice.

## Current status of persons vaccinated for COVID-19 in Florida

**Total people vaccinated** 8,976

First dose 4,027

Series completed 4,949

Completed 1-dose series 13

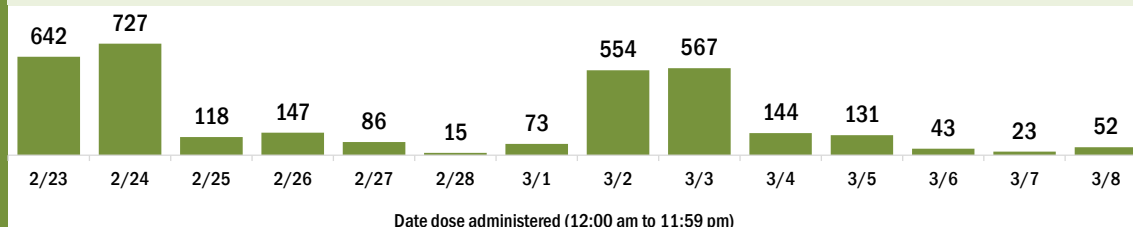
Completed 2-dose series 4,936

**First dose:** current number of people who have only received their first dose of the Moderna or Pfizer vaccine.

**Series complete:** current number of people who have received both Moderna or Pfizer vaccine doses or one Johnson & Johnson dose and are considered fully immunized.

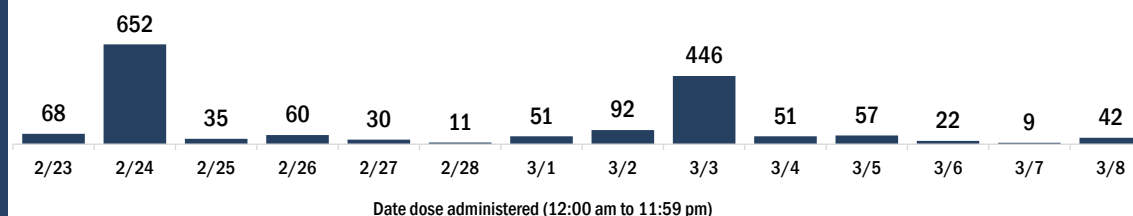
Demographic summary	First dose	Series complete	Total people vaccinated
<b>Age group</b>	<b>4,027</b>	<b>4,949</b>	<b>8,976</b>
16-24 years	24	45	69
25-34 years	61	115	176
35-44 years	71	159	230
45-54 years	149	229	378
55-64 years	361	416	777
65-74 years	1,937	2,246	4,183
75-84 years	1,077	1,312	2,389
85+ years	347	427	774
<b>Race</b>	<b>4,027</b>	<b>4,949</b>	<b>8,976</b>
White	3,170	3,841	7,011
Black	310	280	590
American Indian/Alaskan	40	29	69
Other	274	390	664
Unknown	233	409	642
<b>Other race</b> includes Asian, native Hawaiian/Pacific Islander, or other.			
<b>Ethnicity</b>	<b>4,027</b>	<b>4,949</b>	<b>8,976</b>
Hispanic	117	95	212
Non-Hispanic	3,011	3,429	6,440
Unknown	899	1,425	2,324
<b>Gender</b>	<b>4,027</b>	<b>4,949</b>	<b>8,976</b>
Female	2,249	2,839	5,088
Male	1,774	2,109	3,883
Unknown	4	1	5

## COVID-19 doses administered for the past 2 weeks

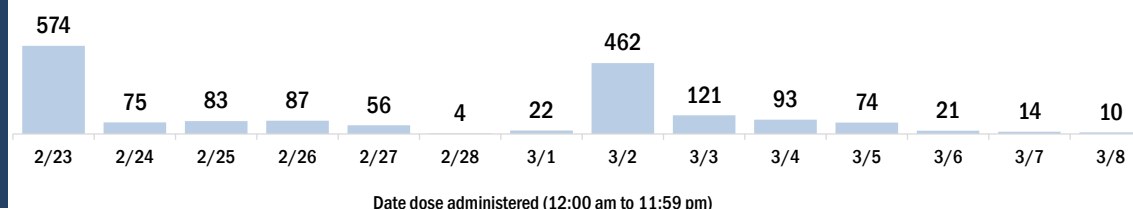


## Persons vaccinated for COVID-19 for the past 2 weeks

### Number of persons who received their first dose of a two-dose series of the COVID-19 vaccine



### Number of persons who completed the COVID-19 vaccine series



# COVID-19: Santa Rosa County vaccine summary

Vaccination data through Mar 8, 2021 as of Mar 9, 2021 at 12:05 AM

Data in this report are provisional and subject to change.

Data in this summary pertain to COVID-19 vaccines approved by the U.S. Food and Drug Administration and have been issued an Emergency Use Authorization (Janssen COVID-19 Vaccine, Moderna COVID-19 Vaccine and Pfizer-BioNTech COVID-19 Vaccine). These data summarize the number of people who have received either their first dose or have completed the series for a COVID-19 vaccine. **A person can only be counted in one category, first dose or series complete.** For persons receiving Moderna or Pfizer vaccines, once they receive their second dose, they are moved from the first dose column to the series completed column. **Because of this, the total first dose category may show a change from report to report not matching the total receiving their first dose from the previous day.** Persons receiving Johnson & Johnson vaccines will always be counted in the series completed column.

## COVID-19 doses for vaccinated persons in Florida

**Doses administered** 44,382

People receiving one dose of a 1-dose series (Johnson & Johnson) or receiving only one dose of a 2-dose series (Moderna, Pfizer) count once. Persons receiving both doses of a 2-dose series count twice.

## Current status of persons vaccinated for COVID-19 in Florida

**Total people vaccinated** 29,098

First dose 13,765

Series completed 15,333

Completed 1-dose series 49

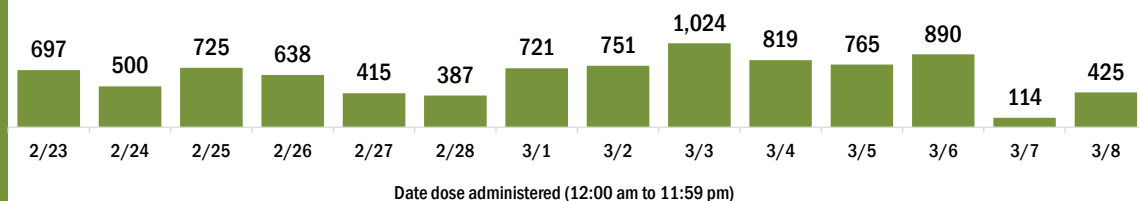
Completed 2-dose series 15,284

**First dose:** current number of people who have only received their first dose of the Moderna or Pfizer vaccine.

**Series complete:** current number of people who have received both Moderna or Pfizer vaccine doses or one Johnson & Johnson dose and are considered fully immunized.

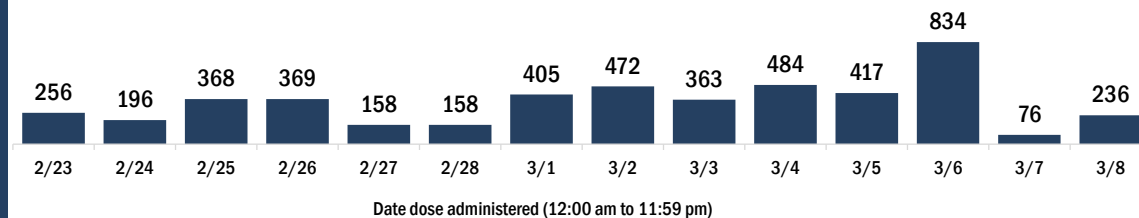
Demographic summary	First dose	Series complete	Total people vaccinated
<b>Age group</b>	<b>13,765</b>	<b>15,333</b>	<b>29,098</b>
16-24 years	193	198	391
25-34 years	472	631	1,103
35-44 years	696	942	1,638
45-54 years	1,139	1,105	2,244
55-64 years	1,887	1,468	3,355
65-74 years	5,726	6,582	12,308
75-84 years	2,849	3,408	6,257
85+ years	803	999	1,802
<b>Race</b>	<b>13,765</b>	<b>15,333</b>	<b>29,098</b>
White	9,296	11,723	21,019
Black	349	346	695
American Indian/Alaskan	78	90	168
Other	893	1,196	2,089
Unknown	3,149	1,978	5,127
<b>Other race</b> includes Asian, native Hawaiian/Pacific Islander, or other.			
<b>Ethnicity</b>	<b>13,765</b>	<b>15,333</b>	<b>29,098</b>
Hispanic	253	181	434
Non-Hispanic	7,174	9,358	16,532
Unknown	6,338	5,794	12,132
<b>Gender</b>	<b>13,765</b>	<b>15,333</b>	<b>29,098</b>
Female	7,965	8,814	16,779
Male	5,791	6,519	12,310
Unknown	9	0	9

## COVID-19 doses administered for the past 2 weeks

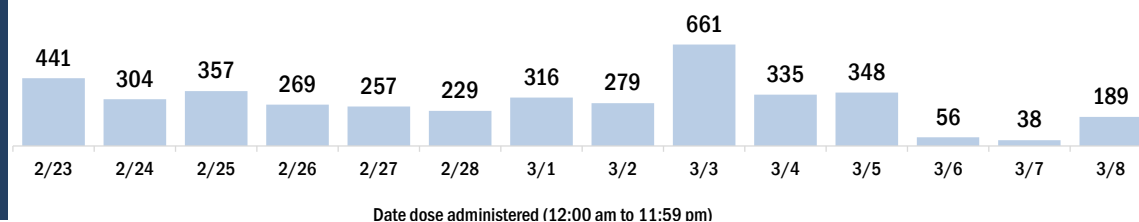


## Persons vaccinated for COVID-19 for the past 2 weeks

### Number of persons who received their first dose of a two-dose series of the COVID-19 vaccine



### Number of persons who completed the COVID-19 vaccine series





# COVID-19: Sarasota County vaccine summary

Vaccination data through Mar 8, 2021 as of Mar 9, 2021 at 12:05 AM

Data in this report are provisional and subject to change.

Data in this summary pertain to COVID-19 vaccines approved by the U.S. Food and Drug Administration and have been issued an Emergency Use Authorization (Janssen COVID-19 Vaccine, Moderna COVID-19 Vaccine and Pfizer-BioNTech COVID-19 Vaccine). These data summarize the number of people who have received either their first dose or have completed the series for a COVID-19 vaccine. **A person can only be counted in one category, first dose or series complete.** For persons receiving Moderna or Pfizer vaccines, once they receive their second dose, they are moved from the first dose column to the series completed column. **Because of this, the total first dose category may show a change from report to report not matching the total receiving their first dose from the previous day.** Persons receiving Johnson & Johnson vaccines will always be counted in the series completed column.

## COVID-19 doses for vaccinated persons in Florida

**Doses administered** 155,856

People receiving one dose of a 1-dose series (Johnson & Johnson) or receiving only one dose of a 2-dose series (Moderna, Pfizer) count once. Persons receiving both doses of a 2-dose series count twice.

## Current status of persons vaccinated for COVID-19 in Florida

**Total people vaccinated** 108,025

First dose 59,990

Series completed 48,035

Completed 1-dose series 204

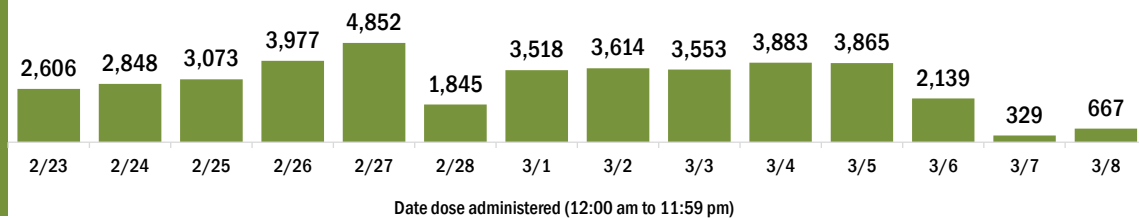
Completed 2-dose series 47,831

**First dose:** current number of people who have only received their first dose of the Moderna or Pfizer vaccine.

**Series complete:** current number of people who have received both Moderna or Pfizer vaccine doses or one Johnson & Johnson dose and are considered fully immunized.

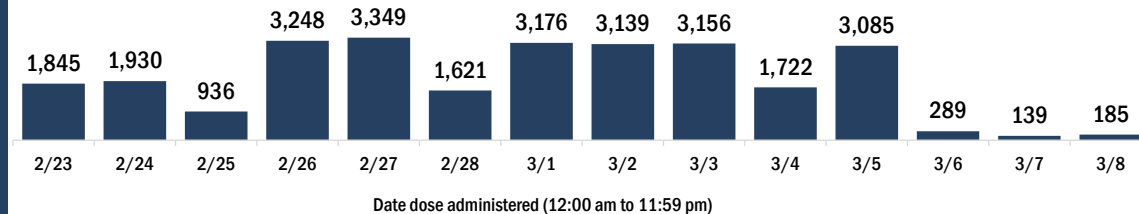
Demographic summary	First dose	Series complete	Total people vaccinated
<b>Age group</b>	<b>59,990</b>	<b>48,035</b>	<b>108,025</b>
16-24 years	286	500	786
25-34 years	559	1,605	2,164
35-44 years	736	2,081	2,817
45-54 years	1,187	3,008	4,195
55-64 years	2,728	4,505	7,233
65-74 years	29,274	19,445	48,719
75-84 years	19,720	11,043	30,763
85+ years	5,500	5,848	11,348
<b>Race</b>	<b>59,990</b>	<b>48,035</b>	<b>108,025</b>
White	48,430	35,164	83,594
Black	558	548	1,106
American Indian/Alaskan	162	257	419
Other	2,880	6,277	9,157
Unknown	7,960	5,789	13,749
<b>Other race</b> includes Asian, native Hawaiian/Pacific Islander, or other.			
<b>Ethnicity</b>	<b>59,990</b>	<b>48,035</b>	<b>108,025</b>
Hispanic	901	869	1,770
Non-Hispanic	38,321	29,581	67,902
Unknown	20,768	17,585	38,353
<b>Gender</b>	<b>59,990</b>	<b>48,035</b>	<b>108,025</b>
Female	33,364	28,319	61,683
Male	26,565	19,677	46,242
Unknown	61	39	100

## COVID-19 doses administered for the past 2 weeks

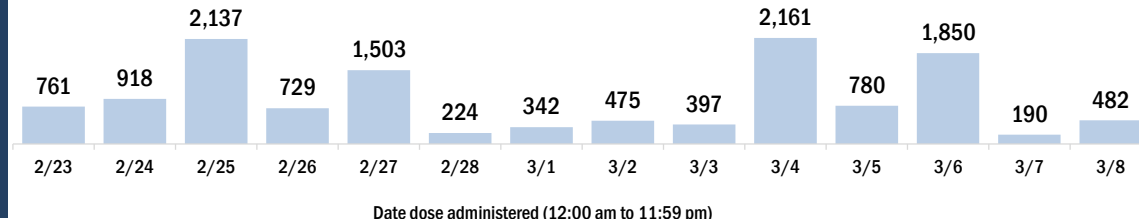


## Persons vaccinated for COVID-19 for the past 2 weeks

### Number of persons who received their first dose of a two-dose series of the COVID-19 vaccine



### Number of persons who completed the COVID-19 vaccine series





# COVID-19: Seminole County vaccine summary

Vaccination data through Mar 8, 2021 as of Mar 9, 2021 at 12:05 AM

Data in this report are provisional and subject to change.

Data in this summary pertain to COVID-19 vaccines approved by the U.S. Food and Drug Administration and have been issued an Emergency Use Authorization (Janssen COVID-19 Vaccine, Moderna COVID-19 Vaccine and Pfizer-BioNTech COVID-19 Vaccine). These data summarize the number of people who have received either their first dose or have completed the series for a COVID-19 vaccine. **A person can only be counted in one category, first dose or series complete.** For persons receiving Moderna or Pfizer vaccines, once they receive their second dose, they are moved from the first dose column to the series completed column. **Because of this, the total first dose category may show a change from report to report not matching the total receiving their first dose from the previous day.** Persons receiving Johnson & Johnson vaccines will always be counted in the series completed column.

## COVID-19 doses for vaccinated persons in Florida

**Doses administered** 105,675

People receiving one dose of a 1-dose series (Johnson & Johnson) or receiving only one dose of a 2-dose series (Moderna, Pfizer) count once. Persons receiving both doses of a 2-dose series count twice.

## Current status of persons vaccinated for COVID-19 in Florida

**Total people vaccinated** 65,029

First dose 23,876

Series completed 41,153

Completed 1-dose series 507

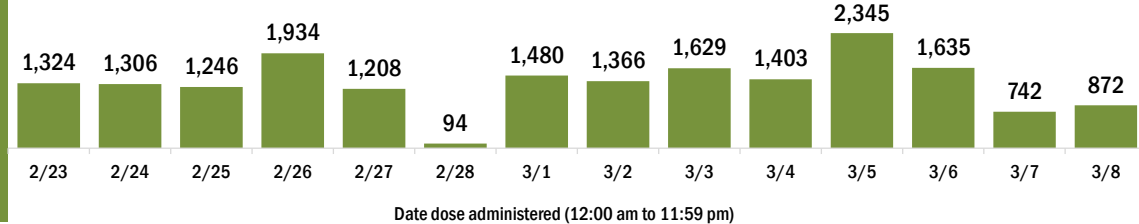
Completed 2-dose series 40,646

**First dose:** current number of people who have only received their first dose of the Moderna or Pfizer vaccine.

**Series complete:** current number of people who have received both Moderna or Pfizer vaccine doses or one Johnson & Johnson dose and are considered fully immunized.

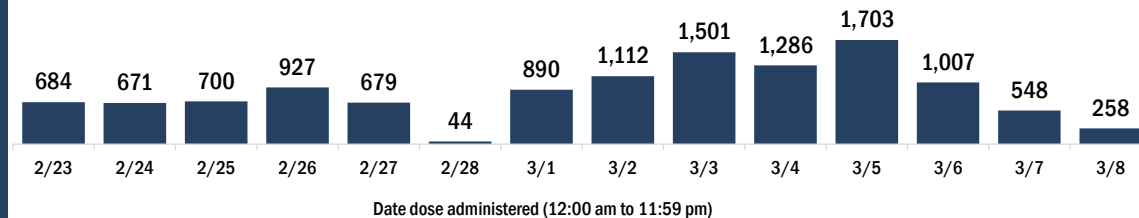
Demographic summary	First dose	Series complete	Total people vaccinated
<b>Age group</b>	<b>23,876</b>	<b>41,153</b>	<b>65,029</b>
16-24 years	540	656	1,196
25-34 years	1,318	1,968	3,286
35-44 years	1,788	2,585	4,373
45-54 years	2,410	2,817	5,227
55-64 years	3,358	3,233	6,591
65-74 years	8,505	17,515	26,020
75-84 years	4,293	8,819	13,112
85+ years	1,664	3,560	5,224
<b>Race</b>	<b>23,876</b>	<b>41,153</b>	<b>65,029</b>
White	15,182	30,617	45,799
Black	1,818	2,068	3,886
American Indian/Alaskan	129	254	383
Other	3,249	6,753	10,002
Unknown	3,498	1,461	4,959
<b>Other race</b> includes Asian, native Hawaiian/Pacific Islander, or other.			
<b>Ethnicity</b>	<b>23,876</b>	<b>41,153</b>	<b>65,029</b>
Hispanic	2,232	3,139	5,371
Non-Hispanic	11,444	25,987	37,431
Unknown	10,200	12,027	22,227
<b>Gender</b>	<b>23,876</b>	<b>41,153</b>	<b>65,029</b>
Female	14,005	24,802	38,807
Male	9,620	16,334	25,954
Unknown	251	17	268

## COVID-19 doses administered for the past 2 weeks

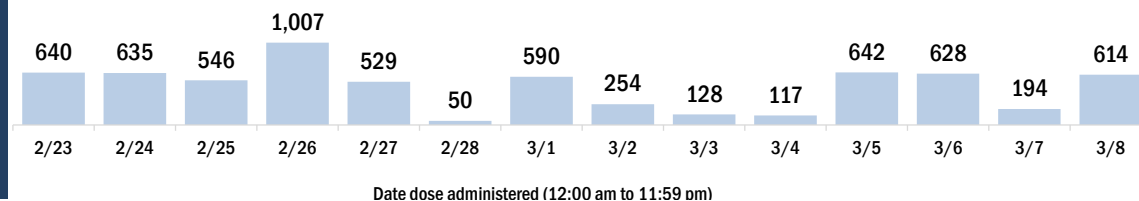


## Persons vaccinated for COVID-19 for the past 2 weeks

### Number of persons who received their first dose of a two-dose series of the COVID-19 vaccine



### Number of persons who completed the COVID-19 vaccine series



# COVID-19: St. Johns County vaccine summary

Vaccination data through Mar 8, 2021 as of Mar 9, 2021 at 12:05 AM

Data in this report are provisional and subject to change.

Data in this summary pertain to COVID-19 vaccines approved by the U.S. Food and Drug Administration and have been issued an Emergency Use Authorization (Janssen COVID-19 Vaccine, Moderna COVID-19 Vaccine and Pfizer-BioNTech COVID-19 Vaccine). These data summarize the number of people who have received either their first dose or have completed the series for a COVID-19 vaccine. **A person can only be counted in one category, first dose or series complete.** For persons receiving Moderna or Pfizer vaccines, once they receive their second dose, they are moved from the first dose column to the series completed column. **Because of this, the total first dose category may show a change from report to report not matching the total receiving their first dose from the previous day.** Persons receiving Johnson & Johnson vaccines will always be counted in the series completed column.

## COVID-19 doses for vaccinated persons in Florida

**Doses administered** 105,171

People receiving one dose of a 1-dose series (Johnson & Johnson) or receiving only one dose of a 2-dose series (Moderna, Pfizer) count once. Persons receiving both doses of a 2-dose series count twice.

## Current status of persons vaccinated for COVID-19 in Florida

**Total people vaccinated** 64,381

First dose 23,327

Series completed 41,054

Completed 1-dose series 264

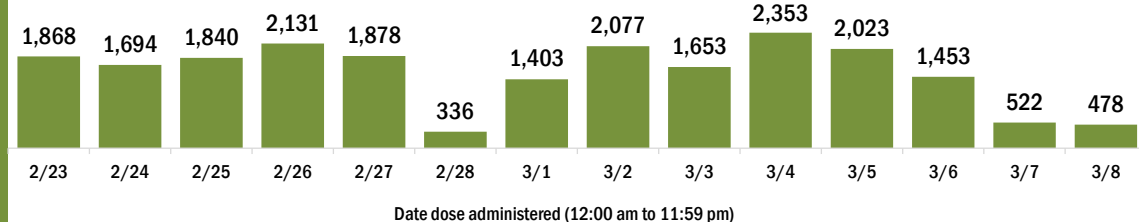
Completed 2-dose series 40,790

**First dose:** current number of people who have only received their first dose of the Moderna or Pfizer vaccine.

**Series complete:** current number of people who have received both Moderna or Pfizer vaccine doses or one Johnson & Johnson dose and are considered fully immunized.

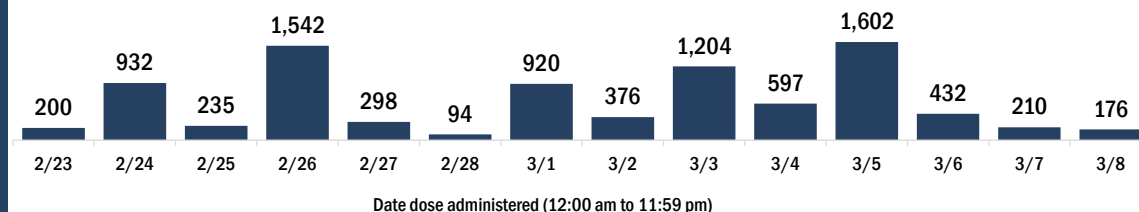
Demographic summary	First dose	Series complete	Total people vaccinated
<b>Age group</b>	<b>23,327</b>	<b>41,054</b>	<b>64,381</b>
16-24 years	456	446	902
25-34 years	713	1,381	2,094
35-44 years	1,632	2,810	4,442
45-54 years	2,242	2,734	4,976
55-64 years	4,313	3,455	7,768
65-74 years	8,631	18,250	26,881
75-84 years	4,163	9,236	13,399
85+ years	1,177	2,742	3,919
<b>Race</b>	<b>23,327</b>	<b>41,054</b>	<b>64,381</b>
White	16,520	30,886	47,406
Black	799	980	1,779
American Indian/Alaskan	129	123	252
Other	1,816	4,513	6,329
Unknown	4,063	4,552	8,615
<b>Other race</b> includes Asian, native Hawaiian/Pacific Islander, or other.			
<b>Ethnicity</b>	<b>23,327</b>	<b>41,054</b>	<b>64,381</b>
Hispanic	759	951	1,710
Non-Hispanic	13,214	26,788	40,002
Unknown	9,354	13,315	22,669
<b>Gender</b>	<b>23,327</b>	<b>41,054</b>	<b>64,381</b>
Female	13,448	23,021	36,469
Male	9,860	18,022	27,882
Unknown	19	11	30

## COVID-19 doses administered for the past 2 weeks

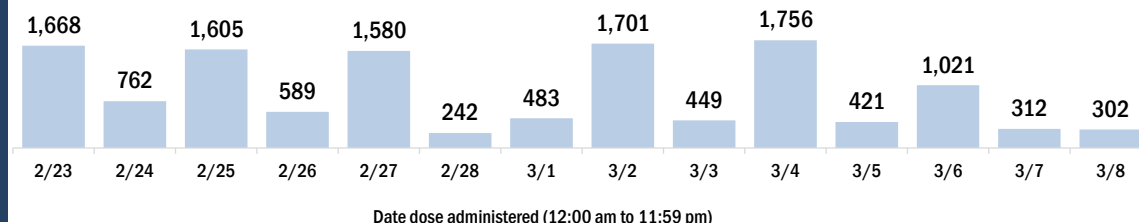


## Persons vaccinated for COVID-19 for the past 2 weeks

### Number of persons who received their first dose of a two-dose series of the COVID-19 vaccine



### Number of persons who completed the COVID-19 vaccine series



# COVID-19: St. Lucie County vaccine summary

Vaccination data through Mar 8, 2021 as of Mar 9, 2021 at 12:05 AM

Data in this report are provisional and subject to change.

Data in this summary pertain to COVID-19 vaccines approved by the U.S. Food and Drug Administration and have been issued an Emergency Use Authorization (Janssen COVID-19 Vaccine, Moderna COVID-19 Vaccine and Pfizer-BioNTech COVID-19 Vaccine). These data summarize the number of people who have received either their first dose or have completed the series for a COVID-19 vaccine. **A person can only be counted in one category, first dose or series complete.** For persons receiving Moderna or Pfizer vaccines, once they receive their second dose, they are moved from the first dose column to the series completed column. **Because of this, the total first dose category may show a change from report to report not matching the total receiving their first dose from the previous day.** Persons receiving Johnson & Johnson vaccines will always be counted in the series completed column.

## COVID-19 doses for vaccinated persons in Florida

**Doses administered** 86,793

People receiving one dose of a 1-dose series (Johnson & Johnson) or receiving only one dose of a 2-dose series (Moderna, Pfizer) count once. Persons receiving both doses of a 2-dose series count twice.

## Current status of persons vaccinated for COVID-19 in Florida

**Total people vaccinated** 56,629

First dose 26,423

Series completed 30,206

Completed 1-dose series 42

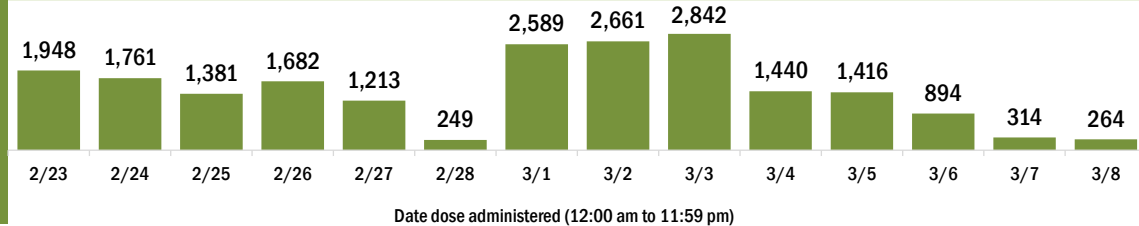
Completed 2-dose series 30,164

**First dose:** current number of people who have only received their first dose of the Moderna or Pfizer vaccine.

**Series complete:** current number of people who have received both Moderna or Pfizer vaccine doses or one Johnson & Johnson dose and are considered fully immunized.

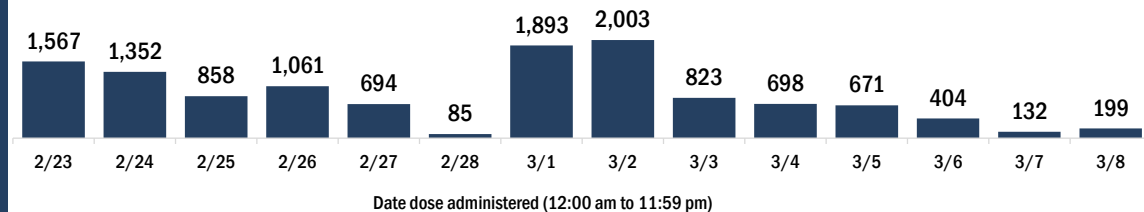
Demographic summary	First dose	Series complete	Total people vaccinated
<b>Age group</b>	<b>26,423</b>	<b>30,206</b>	<b>56,629</b>
16-24 years	199	260	459
25-34 years	457	730	1,187
35-44 years	717	1,111	1,828
45-54 years	1,117	1,621	2,738
55-64 years	2,542	2,347	4,889
65-74 years	11,741	13,771	25,512
75-84 years	7,356	7,894	15,250
85+ years	2,294	2,472	4,766
<b>Race</b>	<b>26,423</b>	<b>30,206</b>	<b>56,629</b>
White	17,250	21,212	38,462
Black	2,555	1,768	4,323
American Indian/Alaskan	158	124	282
Other	1,775	3,275	5,050
Unknown	4,685	3,827	8,512
<b>Other race</b> includes Asian, native Hawaiian/Pacific Islander, or other.			
<b>Ethnicity</b>	<b>26,423</b>	<b>30,206</b>	<b>56,629</b>
Hispanic	1,683	1,342	3,025
Non-Hispanic	13,966	17,815	31,781
Unknown	10,774	11,049	21,823
<b>Gender</b>	<b>26,423</b>	<b>30,206</b>	<b>56,629</b>
Female	14,997	17,434	32,431
Male	11,360	12,765	24,125
Unknown	66	7	73

## COVID-19 doses administered for the past 2 weeks

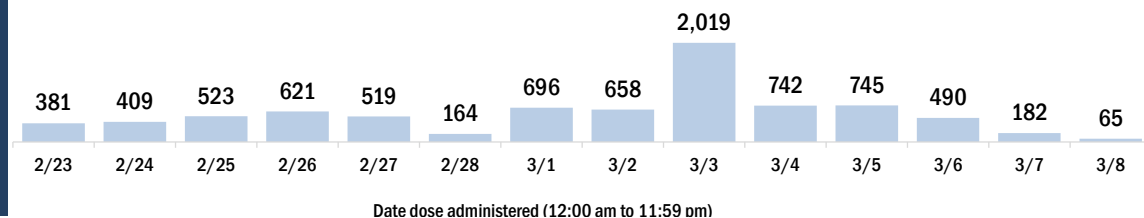


## Persons vaccinated for COVID-19 for the past 2 weeks

### Number of persons who received their first dose of a two-dose series of the COVID-19 vaccine



### Number of persons who completed the COVID-19 vaccine series



# COVID-19: Sumter County vaccine summary

Vaccination data through Mar 8, 2021 as of Mar 9, 2021 at 12:05 AM

Data in this report are provisional and subject to change.

Data in this summary pertain to COVID-19 vaccines approved by the U.S. Food and Drug Administration and have been issued an Emergency Use Authorization (Janssen COVID-19 Vaccine, Moderna COVID-19 Vaccine and Pfizer-BioNTech COVID-19 Vaccine). These data summarize the number of people who have received either their first dose or have completed the series for a COVID-19 vaccine. **A person can only be counted in one category, first dose or series complete.** For persons receiving Moderna or Pfizer vaccines, once they receive their second dose, they are moved from the first dose column to the series completed column. **Because of this, the total first dose category may show a change from report to report not matching the total receiving their first dose from the previous day.** Persons receiving Johnson & Johnson vaccines will always be counted in the series completed column.

## COVID-19 doses for vaccinated persons in Florida

**Doses administered** 63,761

People receiving one dose of a 1-dose series (Johnson & Johnson) or receiving only one dose of a 2-dose series (Moderna, Pfizer) count once. Persons receiving both doses of a 2-dose series count twice.

## Current status of persons vaccinated for COVID-19 in Florida

**Total people vaccinated** 42,798

First dose 21,773

Series completed 21,025

Completed 1-dose series 62

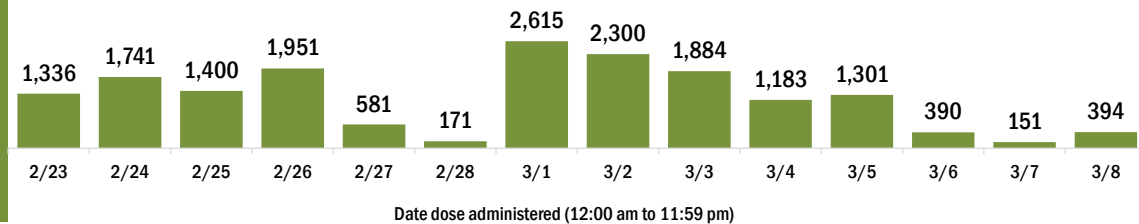
Completed 2-dose series 20,963

**First dose:** current number of people who have only received their first dose of the Moderna or Pfizer vaccine.

**Series complete:** current number of people who have received both Moderna or Pfizer vaccine doses or one Johnson & Johnson dose and are considered fully immunized.

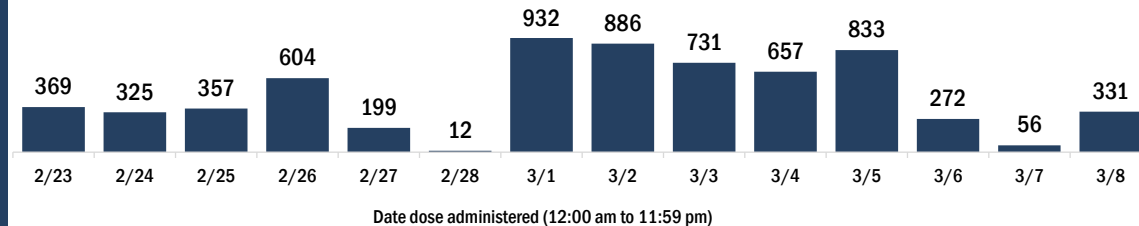
Demographic summary	First dose	Series complete	Total people vaccinated
<b>Age group</b>	<b>21,773</b>	<b>21,025</b>	<b>42,798</b>
16-24 years	20	31	51
25-34 years	63	86	149
35-44 years	87	122	209
45-54 years	200	196	396
55-64 years	847	580	1,427
65-74 years	11,410	11,635	23,045
75-84 years	7,862	7,243	15,105
85+ years	1,284	1,132	2,416
<b>Race</b>	<b>21,773</b>	<b>21,025</b>	<b>42,798</b>
White	16,400	17,165	33,565
Black	224	191	415
American Indian/Alaskan	34	50	84
Other	1,030	1,039	2,069
Unknown	4,085	2,580	6,665
<b>Other race</b> includes Asian, native Hawaiian/Pacific Islander, or other.			
<b>Ethnicity</b>	<b>21,773</b>	<b>21,025</b>	<b>42,798</b>
Hispanic	272	205	477
Non-Hispanic	10,454	11,777	22,231
Unknown	11,047	9,043	20,090
<b>Gender</b>	<b>21,773</b>	<b>21,025</b>	<b>42,798</b>
Female	12,093	11,649	23,742
Male	9,608	9,371	18,979
Unknown	72	5	77

## COVID-19 doses administered for the past 2 weeks

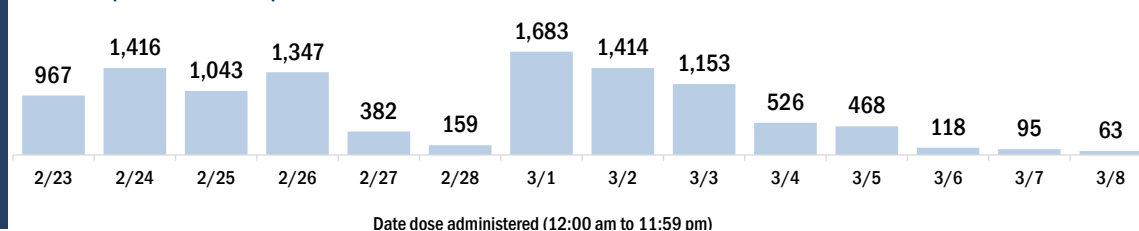


## Persons vaccinated for COVID-19 for the past 2 weeks

### Number of persons who received their first dose of a two-dose series of the COVID-19 vaccine



### Number of persons who completed the COVID-19 vaccine series



# COVID-19: Suwannee County vaccine summary

Vaccination data through Mar 8, 2021 as of Mar 9, 2021 at 12:05 AM

Data in this report are provisional and subject to change.

Data in this summary pertain to COVID-19 vaccines approved by the U.S. Food and Drug Administration and have been issued an Emergency Use Authorization (Janssen COVID-19 Vaccine, Moderna COVID-19 Vaccine and Pfizer-BioNTech COVID-19 Vaccine). These data summarize the number of people who have received either their first dose or have completed the series for a COVID-19 vaccine. **A person can only be counted in one category, first dose or series complete.** For persons receiving Moderna or Pfizer vaccines, once they receive their second dose, they are moved from the first dose column to the series completed column. **Because of this, the total first dose category may show a change from report to report not matching the total receiving their first dose from the previous day.** Persons receiving Johnson & Johnson vaccines will always be counted in the series completed column.

## COVID-19 doses for vaccinated persons in Florida

**Doses administered** 9,424

People receiving one dose of a 1-dose series (Johnson & Johnson) or receiving only one dose of a 2-dose series (Moderna, Pfizer) count once. Persons receiving both doses of a 2-dose series count twice.

## Current status of persons vaccinated for COVID-19 in Florida

**Total people vaccinated** 5,490

First dose 1,553

Series completed 3,937

Completed 1-dose series 3

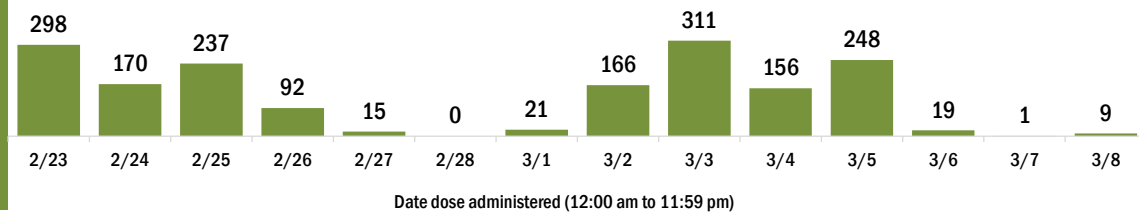
Completed 2-dose series 3,934

**First dose:** current number of people who have only received their first dose of the Moderna or Pfizer vaccine.

**Series complete:** current number of people who have received both Moderna or Pfizer vaccine doses or one Johnson & Johnson dose and are considered fully immunized.

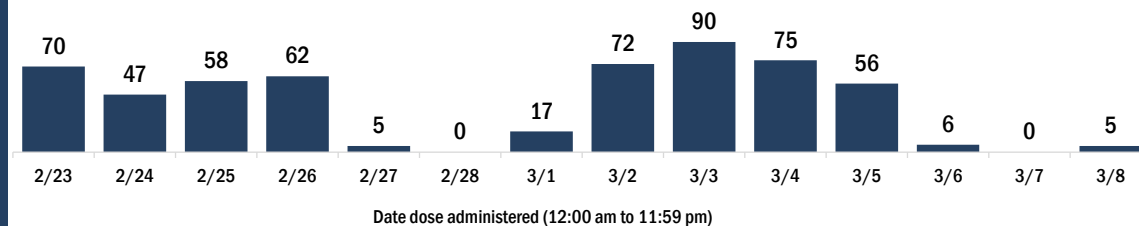
Demographic summary	First dose	Series complete	Total people vaccinated
<b>Age group</b>	<b>1,553</b>	<b>3,937</b>	<b>5,490</b>
16-24 years	16	29	45
25-34 years	28	61	89
35-44 years	51	86	137
45-54 years	79	116	195
55-64 years	234	239	473
65-74 years	683	1,720	2,403
75-84 years	346	1,237	1,583
85+ years	116	449	565
<b>Race</b>	<b>1,553</b>	<b>3,937</b>	<b>5,490</b>
White	1,078	2,709	3,787
Black	149	194	343
American Indian/Alaskan	0	4	4
Other	100	272	372
Unknown	226	758	984
<b>Other race</b> includes Asian, native Hawaiian/Pacific Islander, or other.			
<b>Ethnicity</b>	<b>1,553</b>	<b>3,937</b>	<b>5,490</b>
Hispanic	38	47	85
Non-Hispanic	741	1,678	2,419
Unknown	774	2,212	2,986
<b>Gender</b>	<b>1,553</b>	<b>3,937</b>	<b>5,490</b>
Female	921	2,313	3,234
Male	632	1,624	2,256
Unknown	0	0	0

## COVID-19 doses administered for the past 2 weeks

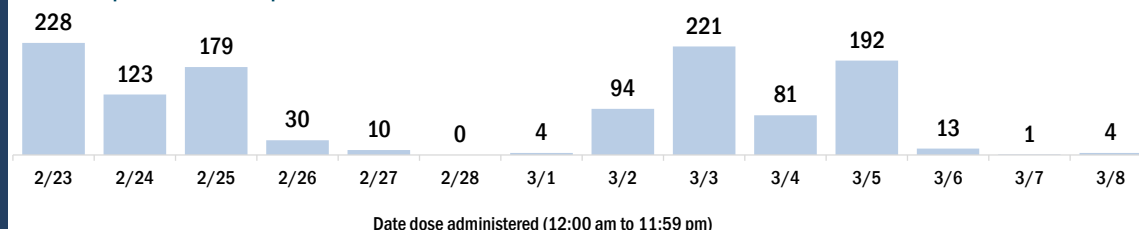


## Persons vaccinated for COVID-19 for the past 2 weeks

### Number of persons who received their first dose of a two-dose series of the COVID-19 vaccine



### Number of persons who completed the COVID-19 vaccine series



# COVID-19: Taylor County vaccine summary

Vaccination data through Mar 8, 2021 as of Mar 9, 2021 at 12:05 AM

Data in this report are provisional and subject to change.

Data in this summary pertain to COVID-19 vaccines approved by the U.S. Food and Drug Administration and have been issued an Emergency Use Authorization (Janssen COVID-19 Vaccine, Moderna COVID-19 Vaccine and Pfizer-BioNTech COVID-19 Vaccine). These data summarize the number of people who have received either their first dose or have completed the series for a COVID-19 vaccine. **A person can only be counted in one category, first dose or series complete.** For persons receiving Moderna or Pfizer vaccines, once they receive their second dose, they are moved from the first dose column to the series completed column. **Because of this, the total first dose category may show a change from report to report not matching the total receiving their first dose from the previous day.** Persons receiving Johnson & Johnson vaccines will always be counted in the series completed column.

## COVID-19 doses for vaccinated persons in Florida

**Doses administered** 4,859

People receiving one dose of a 1-dose series (Johnson & Johnson) or receiving only one dose of a 2-dose series (Moderna, Pfizer) count once. Persons receiving both doses of a 2-dose series count twice.

## Current status of persons vaccinated for COVID-19 in Florida

**Total people vaccinated** 3,195

First dose 1,530

Series completed 1,665

Completed 1-dose series 1

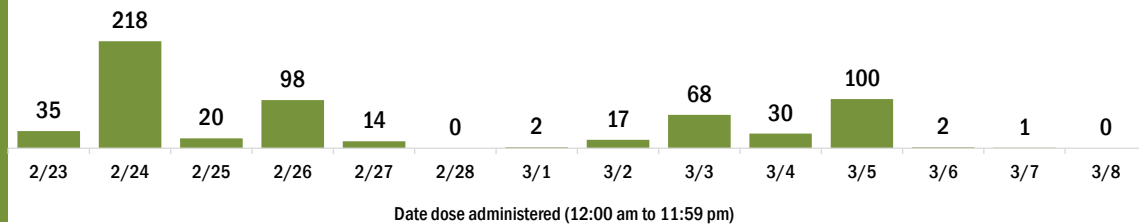
Completed 2-dose series 1,664

**First dose:** current number of people who have only received their first dose of the Moderna or Pfizer vaccine.

**Series complete:** current number of people who have received both Moderna or Pfizer vaccine doses or one Johnson & Johnson dose and are considered fully immunized.

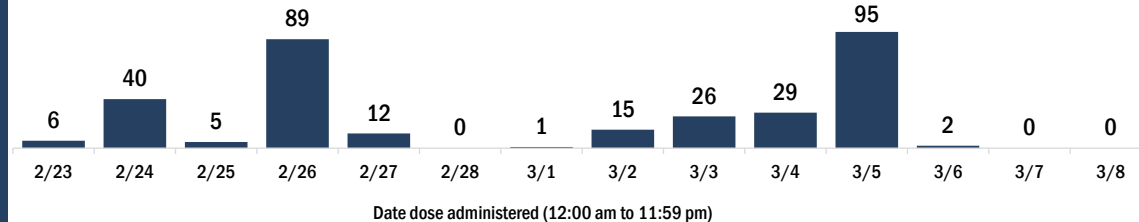
Demographic summary	First dose	Series complete	Total people vaccinated
<b>Age group</b>	1,530	1,665	3,195
16-24 years	26	8	34
25-34 years	27	32	59
35-44 years	49	25	74
45-54 years	100	51	151
55-64 years	285	140	425
65-74 years	611	764	1,375
75-84 years	328	503	831
85+ years	104	142	246
<b>Race</b>	1,530	1,665	3,195
White	1,041	1,182	2,223
Black	174	110	284
American Indian/Alaskan	10	6	16
Other	52	160	212
Unknown	253	207	460
<b>Other race</b> includes Asian, native Hawaiian/Pacific Islander, or other.			
<b>Ethnicity</b>	1,530	1,665	3,195
Hispanic	16	18	34
Non-Hispanic	773	629	1,402
Unknown	741	1,018	1,759
<b>Gender</b>	1,530	1,665	3,195
Female	838	925	1,763
Male	692	740	1,432
Unknown	0	0	0

## COVID-19 doses administered for the past 2 weeks

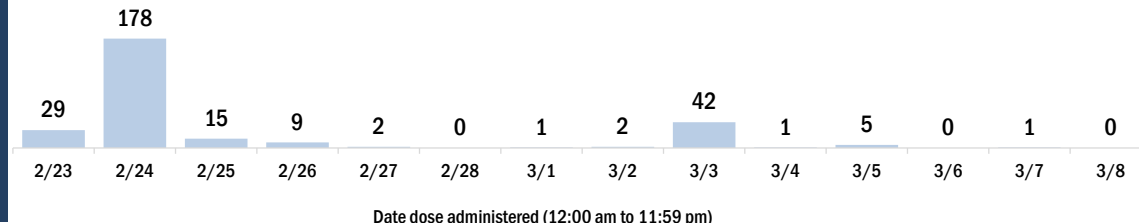


## Persons vaccinated for COVID-19 for the past 2 weeks

### Number of persons who received their first dose of a two-dose series of the COVID-19 vaccine



### Number of persons who completed the COVID-19 vaccine series



# COVID-19: Union County vaccine summary

Vaccination data through Mar 8, 2021 as of Mar 9, 2021 at 12:05 AM

Data in this report are provisional and subject to change.

Data in this summary pertain to COVID-19 vaccines approved by the U.S. Food and Drug Administration and have been issued an Emergency Use Authorization (Janssen COVID-19 Vaccine, Moderna COVID-19 Vaccine and Pfizer-BioNTech COVID-19 Vaccine). These data summarize the number of people who have received either their first dose or have completed the series for a COVID-19 vaccine. **A person can only be counted in one category, first dose or series complete.** For persons receiving Moderna or Pfizer vaccines, once they receive their second dose, they are moved from the first dose column to the series completed column. **Because of this, the total first dose category may show a change from report to report not matching the total receiving their first dose from the previous day.** Persons receiving Johnson & Johnson vaccines will always be counted in the series completed column.

## COVID-19 doses for vaccinated persons in Florida

**Doses administered** 2,327

People receiving one dose of a 1-dose series (Johnson & Johnson) or receiving only one dose of a 2-dose series (Moderna, Pfizer) count once. Persons receiving both doses of a 2-dose series count twice.

## Current status of persons vaccinated for COVID-19 in Florida

**Total people vaccinated** 1,324

First dose 319

Series completed 1,005

Completed 1-dose series 2

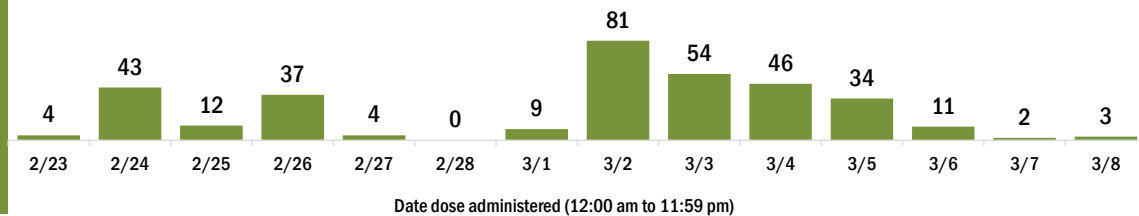
Completed 2-dose series 1,003

**First dose:** current number of people who have only received their first dose of the Moderna or Pfizer vaccine.

**Series complete:** current number of people who have received both Moderna or Pfizer vaccine doses or one Johnson & Johnson dose and are considered fully immunized.

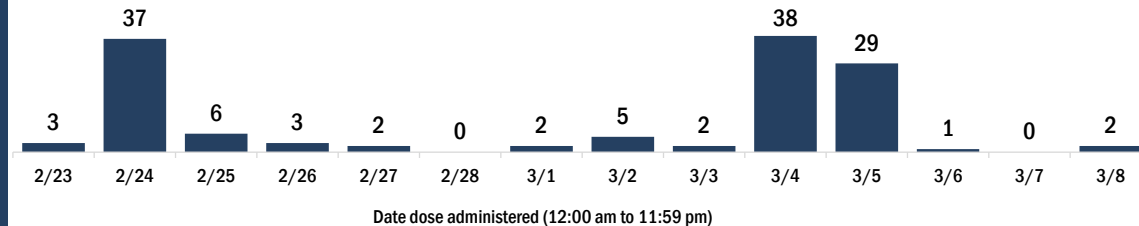
Demographic summary	First dose	Series complete	Total people vaccinated
<b>Age group</b>	319	1,005	1,324
16-24 years	3	8	11
25-34 years	12	43	55
35-44 years	11	32	43
45-54 years	21	41	62
55-64 years	42	79	121
65-74 years	143	440	583
75-84 years	67	279	346
85+ years	20	83	103
<b>Race</b>	319	1,005	1,324
White	238	838	1,076
Black	35	56	91
American Indian/Alaskan	4	8	12
Other	31	91	122
Unknown	11	12	23
<b>Other race</b> includes Asian, native Hawaiian/Pacific Islander, or other.			
<b>Ethnicity</b>	319	1,005	1,324
Hispanic	7	16	23
Non-Hispanic	265	944	1,209
Unknown	47	45	92
<b>Gender</b>	319	1,005	1,324
Female	189	566	755
Male	130	439	569
Unknown	0	0	0

## COVID-19 doses administered for the past 2 weeks

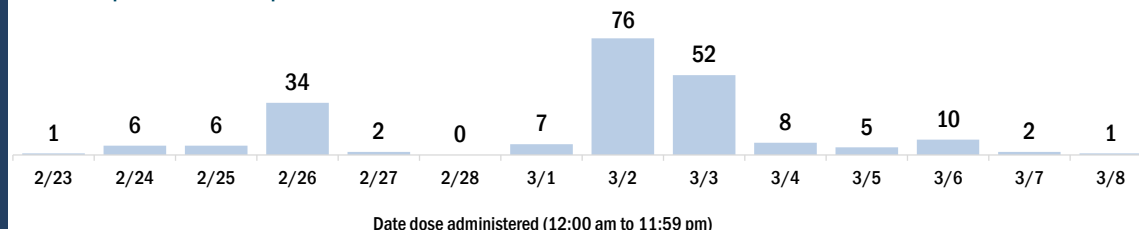


## Persons vaccinated for COVID-19 for the past 2 weeks

### Number of persons who received their first dose of a two-dose series of the COVID-19 vaccine



### Number of persons who completed the COVID-19 vaccine series





# COVID-19: Volusia County vaccine summary

Vaccination data through Mar 8, 2021 as of Mar 9, 2021 at 12:05 AM

Data in this report are provisional and subject to change.

Data in this summary pertain to COVID-19 vaccines approved by the U.S. Food and Drug Administration and have been issued an Emergency Use Authorization (Janssen COVID-19 Vaccine, Moderna COVID-19 Vaccine and Pfizer-BioNTech COVID-19 Vaccine). These data summarize the number of people who have received either their first dose or have completed the series for a COVID-19 vaccine. **A person can only be counted in one category, first dose or series complete.** For persons receiving Moderna or Pfizer vaccines, once they receive their second dose, they are moved from the first dose column to the series completed column. **Because of this, the total first dose category may show a change from report to report not matching the total receiving their first dose from the previous day.** Persons receiving Johnson & Johnson vaccines will always be counted in the series completed column.

## COVID-19 doses for vaccinated persons in Florida

**Doses administered** 141,119

People receiving one dose of a 1-dose series (Johnson & Johnson) or receiving only one dose of a 2-dose series (Moderna, Pfizer) count once. Persons receiving both doses of a 2-dose series count twice.

## Current status of persons vaccinated for COVID-19 in Florida

**Total people vaccinated** 92,699

First dose 43,879

Series completed 48,820

Completed 1-dose series 400

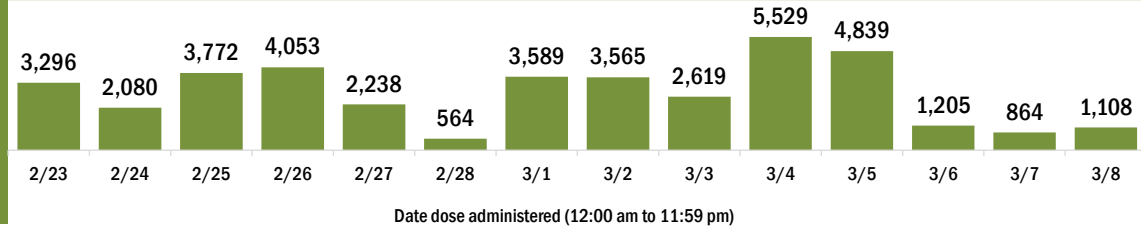
Completed 2-dose series 48,420

**First dose:** current number of people who have only received their first dose of the Moderna or Pfizer vaccine.

**Series complete:** current number of people who have received both Moderna or Pfizer vaccine doses or one Johnson & Johnson dose and are considered fully immunized.

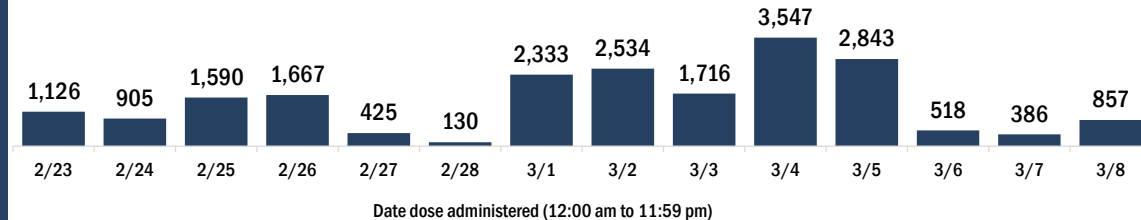
Demographic summary	First dose	Series complete	Total people vaccinated
<b>Age group</b>	<b>43,879</b>	<b>48,820</b>	<b>92,699</b>
16-24 years	328	549	877
25-34 years	757	1,551	2,308
35-44 years	1,054	2,090	3,144
45-54 years	1,832	2,904	4,736
55-64 years	3,795	4,442	8,237
65-74 years	20,334	21,123	41,457
75-84 years	11,956	11,527	23,483
85+ years	3,823	4,634	8,457
<b>Race</b>	<b>43,879</b>	<b>48,820</b>	<b>92,699</b>
White	27,671	29,521	57,192
Black	2,070	1,086	3,156
American Indian/Alaskan	182	159	341
Other	3,497	9,474	12,971
Unknown	10,459	8,580	19,039
<b>Other race</b> includes Asian, native Hawaiian/Pacific Islander, or other.			
<b>Ethnicity</b>	<b>43,879</b>	<b>48,820</b>	<b>92,699</b>
Hispanic	1,779	1,213	2,992
Non-Hispanic	18,999	20,357	39,356
Unknown	23,101	27,250	50,351
<b>Gender</b>	<b>43,879</b>	<b>48,820</b>	<b>92,699</b>
Female	25,133	28,693	53,826
Male	18,049	19,745	37,794
Unknown	697	382	1,079

## COVID-19 doses administered for the past 2 weeks

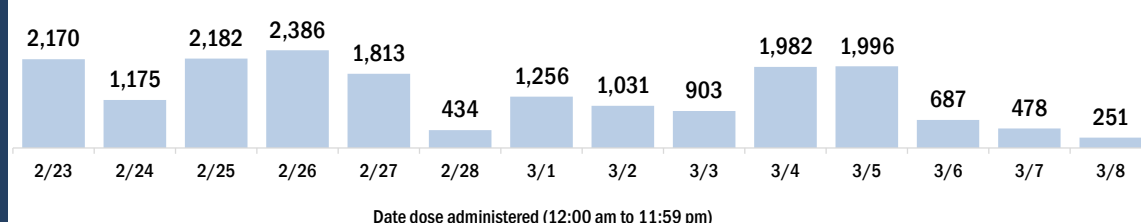


## Persons vaccinated for COVID-19 for the past 2 weeks

### Number of persons who received their first dose of a two-dose series of the COVID-19 vaccine



### Number of persons who completed the COVID-19 vaccine series



# COVID-19: Wakulla County vaccine summary

Vaccination data through Mar 8, 2021 as of Mar 9, 2021 at 12:05 AM

Data in this report are provisional and subject to change.

Data in this summary pertain to COVID-19 vaccines approved by the U.S. Food and Drug Administration and have been issued an Emergency Use Authorization (Janssen COVID-19 Vaccine, Moderna COVID-19 Vaccine and Pfizer-BioNTech COVID-19 Vaccine). These data summarize the number of people who have received either their first dose or have completed the series for a COVID-19 vaccine. **A person can only be counted in one category, first dose or series complete.** For persons receiving Moderna or Pfizer vaccines, once they receive their second dose, they are moved from the first dose column to the series completed column. **Because of this, the total first dose category may show a change from report to report not matching the total receiving their first dose from the previous day.** Persons receiving Johnson & Johnson vaccines will always be counted in the series completed column.

## COVID-19 doses for vaccinated persons in Florida

**Doses administered** 9,281

People receiving one dose of a 1-dose series (Johnson & Johnson) or receiving only one dose of a 2-dose series (Moderna, Pfizer) count once. Persons receiving both doses of a 2-dose series count twice.

## Current status of persons vaccinated for COVID-19 in Florida

**Total people vaccinated** 5,704

First dose 2,125

Series completed 3,579

Completed 1-dose series 2

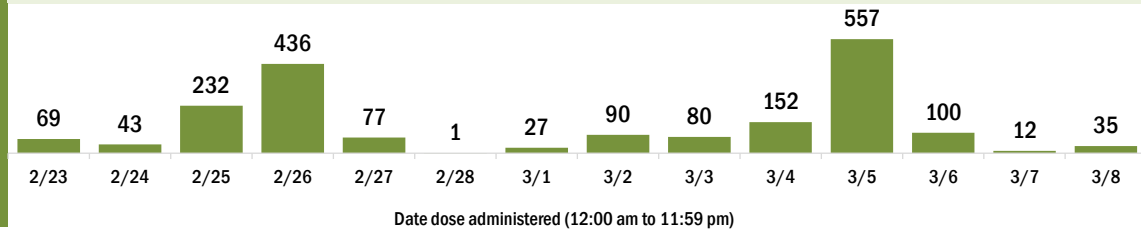
Completed 2-dose series 3,577

**First dose:** current number of people who have only received their first dose of the Moderna or Pfizer vaccine.

**Series complete:** current number of people who have received both Moderna or Pfizer vaccine doses or one Johnson & Johnson dose and are considered fully immunized.

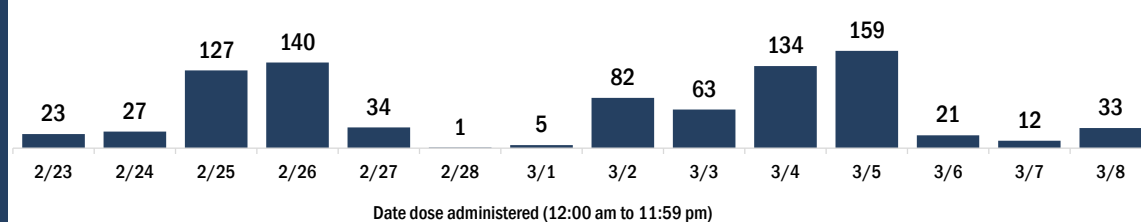
Demographic summary	First dose	Series complete	Total people vaccinated
<b>Age group</b>	<b>2,125</b>	<b>3,579</b>	<b>5,704</b>
16-24 years	29	24	53
25-34 years	69	94	163
35-44 years	134	128	262
45-54 years	252	142	394
55-64 years	515	256	771
65-74 years	723	1,839	2,562
75-84 years	322	878	1,200
85+ years	81	218	299
<b>Race</b>	<b>2,125</b>	<b>3,579</b>	<b>5,704</b>
White	1,534	2,729	4,263
Black	145	179	324
American Indian/Alaskan	6	25	31
Other	243	464	707
Unknown	197	182	379
<b>Other race</b> includes Asian, native Hawaiian/Pacific Islander, or other.			
<b>Ethnicity</b>	<b>2,125</b>	<b>3,579</b>	<b>5,704</b>
Hispanic	29	34	63
Non-Hispanic	1,437	2,695	4,132
Unknown	659	850	1,509
<b>Gender</b>	<b>2,125</b>	<b>3,579</b>	<b>5,704</b>
Female	1,247	1,962	3,209
Male	877	1,616	2,493
Unknown	1	1	2

## COVID-19 doses administered for the past 2 weeks

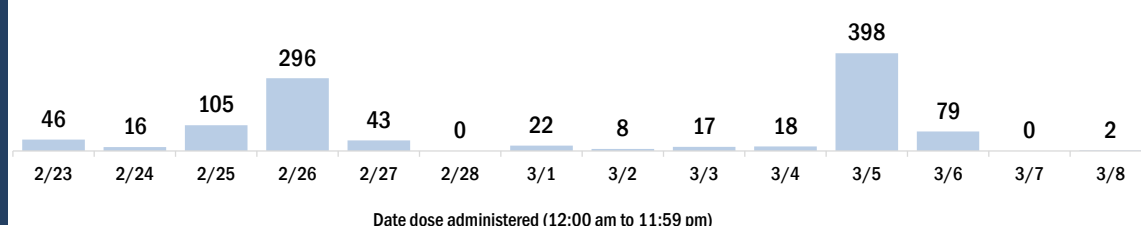


## Persons vaccinated for COVID-19 for the past 2 weeks

### Number of persons who received their first dose of a two-dose series of the COVID-19 vaccine



### Number of persons who completed the COVID-19 vaccine series



# COVID-19: Walton County vaccine summary

Vaccination data through Mar 8, 2021 as of Mar 9, 2021 at 12:05 AM

Data in this report are provisional and subject to change.

Data in this summary pertain to COVID-19 vaccines approved by the U.S. Food and Drug Administration and have been issued an Emergency Use Authorization (Janssen COVID-19 Vaccine, Moderna COVID-19 Vaccine and Pfizer-BioNTech COVID-19 Vaccine). These data summarize the number of people who have received either their first dose or have completed the series for a COVID-19 vaccine. **A person can only be counted in one category, first dose or series complete.** For persons receiving Moderna or Pfizer vaccines, once they receive their second dose, they are moved from the first dose column to the series completed column. **Because of this, the total first dose category may show a change from report to report not matching the total receiving their first dose from the previous day.** Persons receiving Johnson & Johnson vaccines will always be counted in the series completed column.

## COVID-19 doses for vaccinated persons in Florida

**Doses administered** 18,522

People receiving one dose of a 1-dose series (Johnson & Johnson) or receiving only one dose of a 2-dose series (Moderna, Pfizer) count once. Persons receiving both doses of a 2-dose series count twice.

## Current status of persons vaccinated for COVID-19 in Florida

**Total people vaccinated** 11,807

First dose 5,074

Series completed 6,733

Completed 1-dose series 18

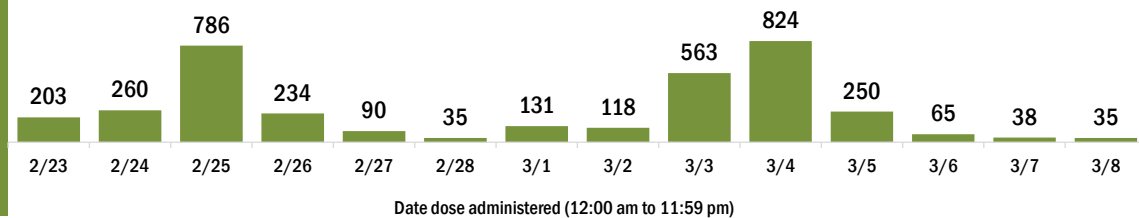
Completed 2-dose series 6,715

**First dose:** current number of people who have only received their first dose of the Moderna or Pfizer vaccine.

**Series complete:** current number of people who have received both Moderna or Pfizer vaccine doses or one Johnson & Johnson dose and are considered fully immunized.

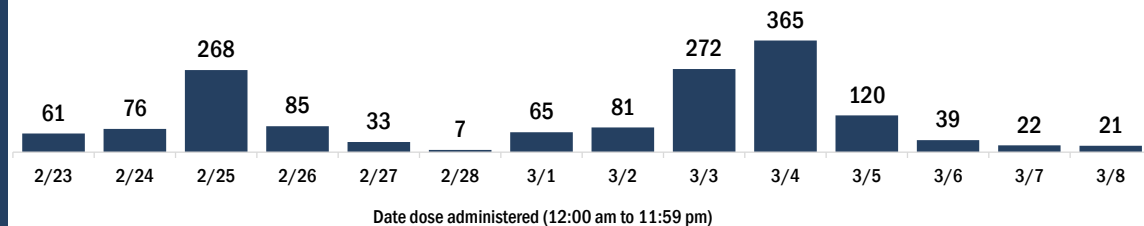
Demographic summary	First dose	Series complete	Total people vaccinated
<b>Age group</b>	5,074	6,733	11,807
16-24 years	37	34	71
25-34 years	114	108	222
35-44 years	243	185	428
45-54 years	335	274	609
55-64 years	744	534	1,278
65-74 years	2,333	3,552	5,885
75-84 years	1,025	1,573	2,598
85+ years	243	473	716
<b>Race</b>	5,074	6,733	11,807
White	3,564	5,496	9,060
Black	88	101	189
American Indian/Alaskan	10	28	38
Other	252	312	564
Unknown	1,160	796	1,956
<b>Other race</b> includes Asian, native Hawaiian/Pacific Islander, or other.			
<b>Ethnicity</b>	5,074	6,733	11,807
Hispanic	72	68	140
Non-Hispanic	2,845	4,898	7,743
Unknown	2,157	1,767	3,924
<b>Gender</b>	5,074	6,733	11,807
Female	2,734	3,707	6,441
Male	2,338	3,025	5,363
Unknown	2	1	3

## COVID-19 doses administered for the past 2 weeks

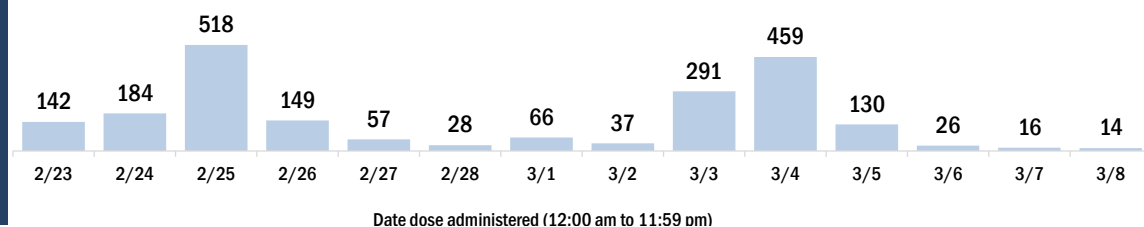


## Persons vaccinated for COVID-19 for the past 2 weeks

### Number of persons who received their first dose of a two-dose series of the COVID-19 vaccine



### Number of persons who completed the COVID-19 vaccine series



# COVID-19: Washington County vaccine summary

Vaccination data through Mar 8, 2021 as of Mar 9, 2021 at 12:05 AM

Data in this report are provisional and subject to change.

Data in this summary pertain to COVID-19 vaccines approved by the U.S. Food and Drug Administration and have been issued an Emergency Use Authorization (Janssen COVID-19 Vaccine, Moderna COVID-19 Vaccine and Pfizer-BioNTech COVID-19 Vaccine). These data summarize the number of people who have received either their first dose or have completed the series for a COVID-19 vaccine. **A person can only be counted in one category, first dose or series complete.** For persons receiving Moderna or Pfizer vaccines, once they receive their second dose, they are moved from the first dose column to the series completed column. **Because of this, the total first dose category may show a change from report to report not matching the total receiving their first dose from the previous day.** Persons receiving Johnson & Johnson vaccines will always be counted in the series completed column.

## COVID-19 doses for vaccinated persons in Florida

**Doses administered** 4,777

People receiving one dose of a 1-dose series (Johnson & Johnson) or receiving only one dose of a 2-dose series (Moderna, Pfizer) count once. Persons receiving both doses of a 2-dose series count twice.

## Current status of persons vaccinated for COVID-19 in Florida

**Total people vaccinated** 3,015

First dose 1,253

Series completed 1,762

Completed 1-dose series 0

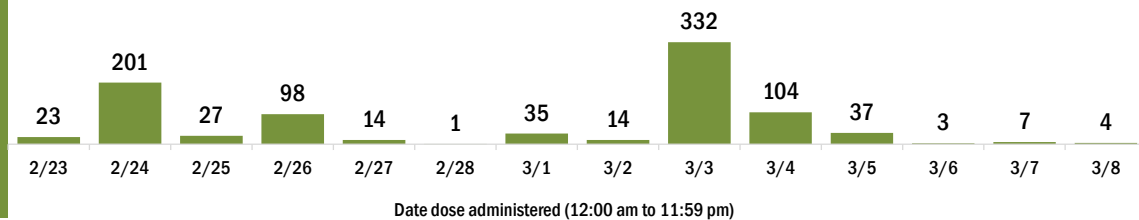
Completed 2-dose series 1,762

**First dose:** current number of people who have only received their first dose of the Moderna or Pfizer vaccine.

**Series complete:** current number of people who have received both Moderna or Pfizer vaccine doses or one Johnson & Johnson dose and are considered fully immunized.

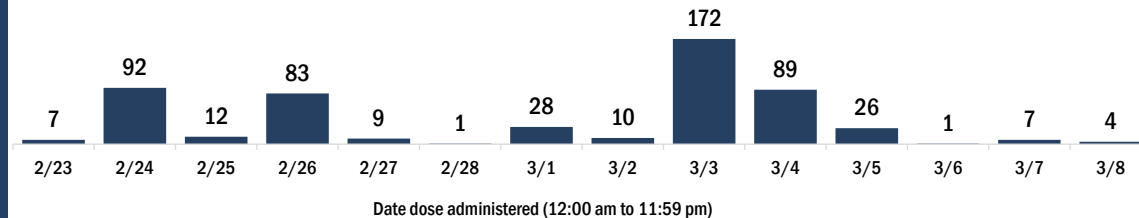
Demographic summary	First dose	Series complete	Total people vaccinated
<b>Age group</b>	1,253	1,762	3,015
16-24 years	13	11	24
25-34 years	38	37	75
35-44 years	45	65	110
45-54 years	104	98	202
55-64 years	199	171	370
65-74 years	495	742	1,237
75-84 years	262	474	736
85+ years	97	164	261
<b>Race</b>	1,253	1,762	3,015
White	975	1,387	2,362
Black	138	122	260
American Indian/Alaskan	11	22	33
Other	55	116	171
Unknown	74	115	189
<b>Other race</b> includes Asian, native Hawaiian/Pacific Islander, or other.			
<b>Ethnicity</b>	1,253	1,762	3,015
Hispanic	9	18	27
Non-Hispanic	936	1,336	2,272
Unknown	308	408	716
<b>Gender</b>	1,253	1,762	3,015
Female	651	999	1,650
Male	601	763	1,364
Unknown	1	0	1

## COVID-19 doses administered for the past 2 weeks



## Persons vaccinated for COVID-19 for the past 2 weeks

### Number of persons who received their first dose of a two-dose series of the COVID-19 vaccine



### Number of persons who completed the COVID-19 vaccine series

