

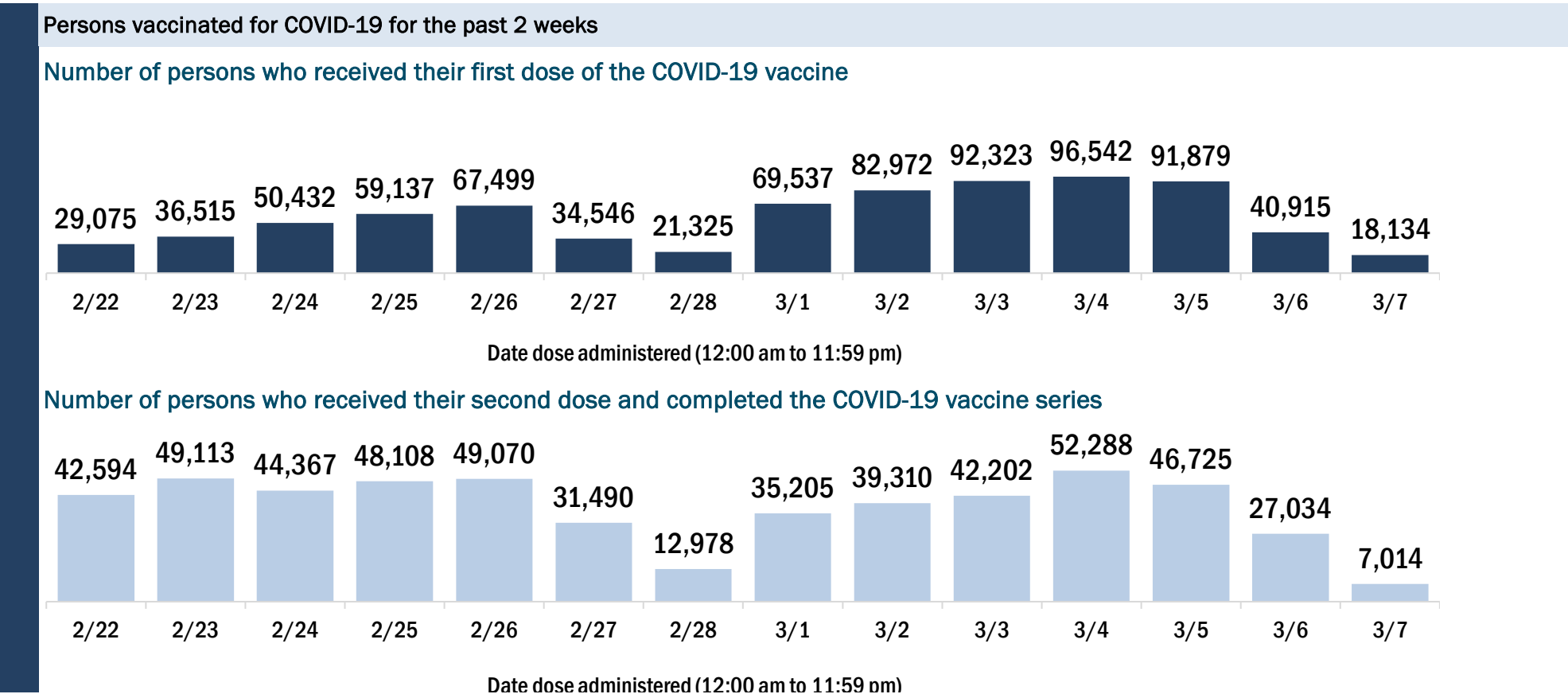
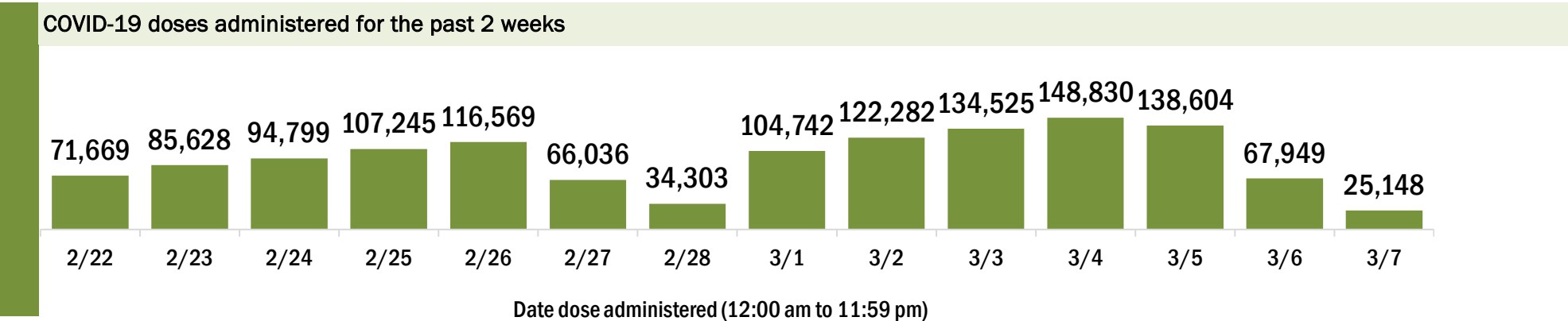
# COVID-19: Florida vaccine summary

Vaccination data through Mar 7, 2021 as of Mar 8, 2021 at 12:05 AM

Data in this report are provisional and subject to change. Data are based on county of residence.

Data in this summary pertain to COVID-19 vaccines approved by the U.S. Food and Drug Administration and have been issued an Emergency Use Authorization (Janssen COVID-19 Vaccine, Moderna COVID-19 Vaccine and Pfizer-BioNTech COVID-19 Vaccine). These data summarize the number of people who have received either their first dose or have completed the series for a COVID-19 vaccine. **A person can only be counted in one category, first dose or series complete.** For persons receiving Moderna or Pfizer vaccines, once they receive their second dose, they are moved from the first dose column to the series completed column. **Because of this, the total first dose category may show a change from report to report not matching the total receiving their first dose from the previous day.** Persons receiving Johnson & Johnson vaccines will always be counted in the series completed column.

COVID-19 doses for vaccinated persons in Florida		Demographic summary			
Doses administered	5,537,301	First dose	Series complete	Total people vaccinated	
People receiving one dose of a 1-dose series (Johnson & Johnson) or receiving only one dose of a 2-dose series (Moderna, Pfizer) count once. Persons receiving both doses of a 2-dose series count twice.		Age group	1,631,196	1,959,490	3,590,686
		16-24 years	21,222	23,461	44,683
		25-34 years	52,442	82,269	134,711
		35-44 years	72,410	102,419	174,829
		45-54 years	107,455	124,750	232,205
		55-64 years	191,413	169,143	360,556
		65-74 years	655,873	814,144	1,470,017
		75-84 years	396,437	471,193	867,630
		85+ years	133,944	172,111	306,055
		Race	1,631,196	1,959,490	3,590,686
		White	1,070,536	1,346,632	2,417,168
		Black	105,509	107,561	213,070
		American Indian/Alaskan	6,809	7,081	13,890
		Other	136,551	244,550	381,101
		Unknown	311,791	253,666	565,457
		Other race includes Asian, native Hawaiian/Pacific Islander, or other.			
		Ethnicity	1,631,196	1,959,490	3,590,686
		Hispanic	211,985	199,126	411,111
		Non-Hispanic	747,200	1,067,459	1,814,659
		Unknown	672,011	692,905	1,364,916
		Gender	1,631,196	1,959,490	3,590,686
		Female	933,461	1,136,069	2,069,530
		Male	686,356	821,102	1,507,458
		Unknown	11,379	2,319	13,698



# COVID-19: Alachua County vaccine summary

Vaccination data through Mar 7, 2021 as of Mar 8, 2021 at 12:05 AM

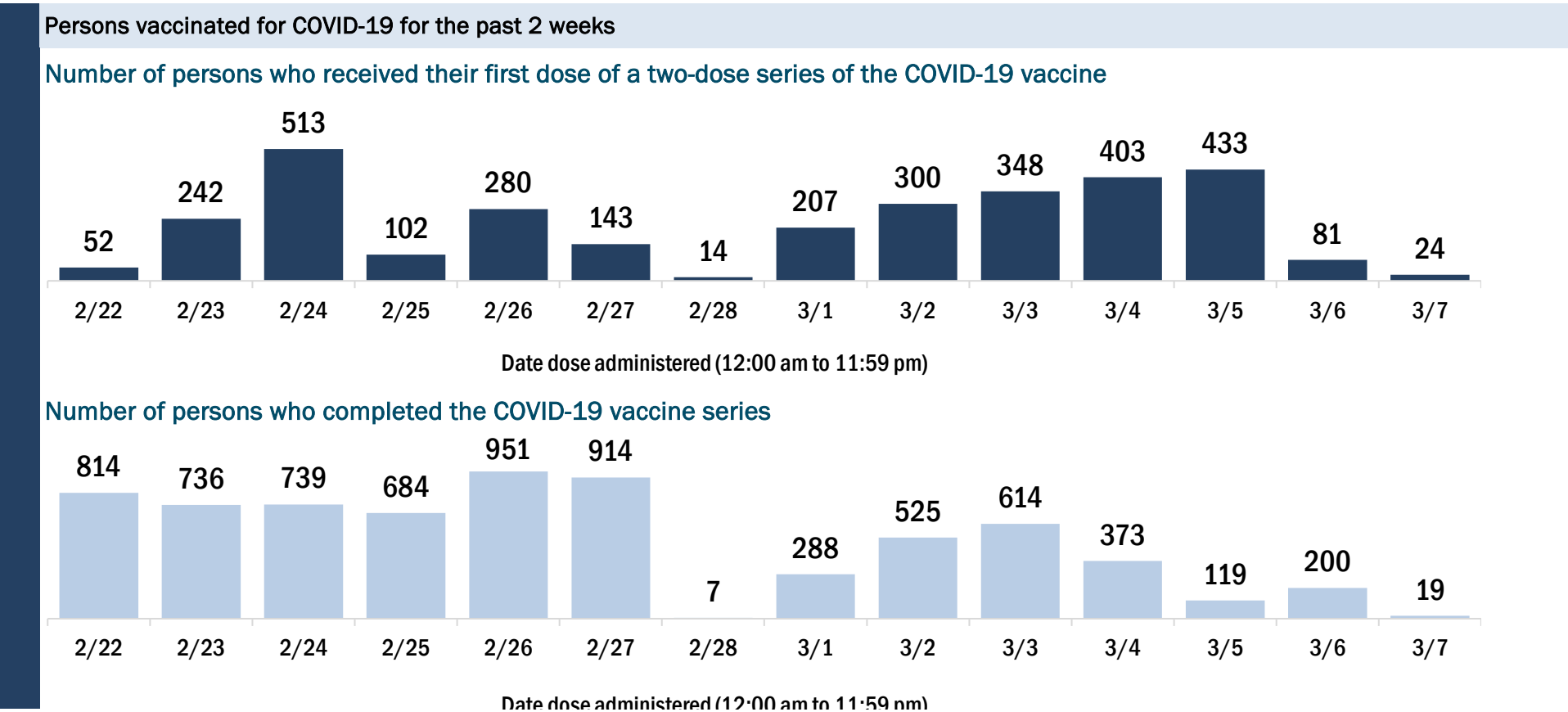
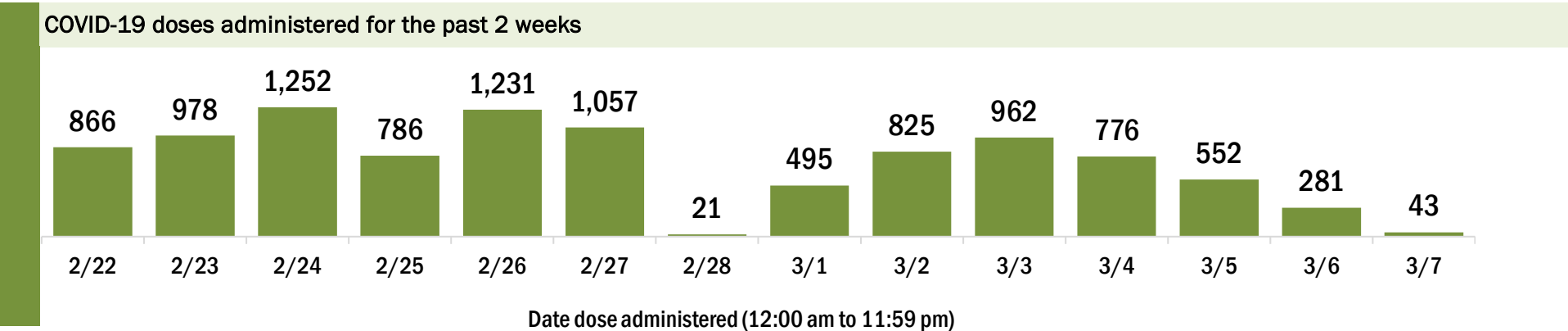
Data in this report are provisional and subject to change.

Data in this summary pertain to COVID-19 vaccines approved by the U.S. Food and Drug Administration and have been issued an Emergency Use Authorization (Janssen COVID-19 Vaccine, Moderna COVID-19 Vaccine and Pfizer-BioNTech COVID-19 Vaccine). These data summarize the number of people who have received either their first dose or have completed the series for a COVID-19 vaccine. **A person can only be counted in one category, first dose or series complete.** For persons receiving Moderna or Pfizer vaccines, once they receive their second dose, they are moved from the first dose column to the series completed column. **Because of this, the total first dose category may show a change from report to report not matching the total receiving their first dose from the previous day.** Persons receiving Johnson & Johnson vaccines will always be counted in the series completed column.

COVID-19 doses for vaccinated persons in Florida	
Doses administered	87,652
People receiving one dose of a 1-dose series (Johnson & Johnson) or receiving only one dose of a 2-dose series (Moderna, Pfizer) count once. Persons receiving both doses of a 2-dose series count twice.	

Current status of persons vaccinated for COVID-19 in Florida	
Total people vaccinated	49,686
First dose	11,672
Series completed	38,014
Completed 1-dose series	48
Completed 2-dose series	37,966
<b>First dose:</b> current number of people who have only received their first dose of the Moderna or Pfizer vaccine.	
<b>Series complete:</b> current number of people who have received both Moderna or Pfizer vaccine doses or one Johnson & Johnson dose and are considered fully immunized.	

Demographic summary	First dose	Series complete	Total people vaccinated
Age group	11,672	38,014	49,686
16-24 years	642	1,775	2,417
25-34 years	929	5,050	5,979
35-44 years	880	3,780	4,660
45-54 years	968	3,494	4,462
55-64 years	1,516	3,967	5,483
65-74 years	4,207	10,904	15,111
75-84 years	1,925	6,437	8,362
85+ years	605	2,607	3,212
Race	11,672	38,014	49,686
White	6,966	27,667	34,633
Black	1,347	2,851	4,198
American Indian/Alaskan	32	114	146
Other	1,460	6,027	7,487
Unknown	1,867	1,355	3,222
Other race includes Asian, native Hawaiian/Pacific Islander, or other.			
Ethnicity	11,672	38,014	49,686
Hispanic	453	1,987	2,440
Non-Hispanic	4,547	28,437	32,984
Unknown	6,672	7,590	14,262
Gender	11,672	38,014	49,686
Female	6,873	22,858	29,731
Male	4,782	15,152	19,934
Unknown	17	4	21



# COVID-19: Baker County vaccine summary

Vaccination data through Mar 7, 2021 as of Mar 8, 2021 at 12:05 AM

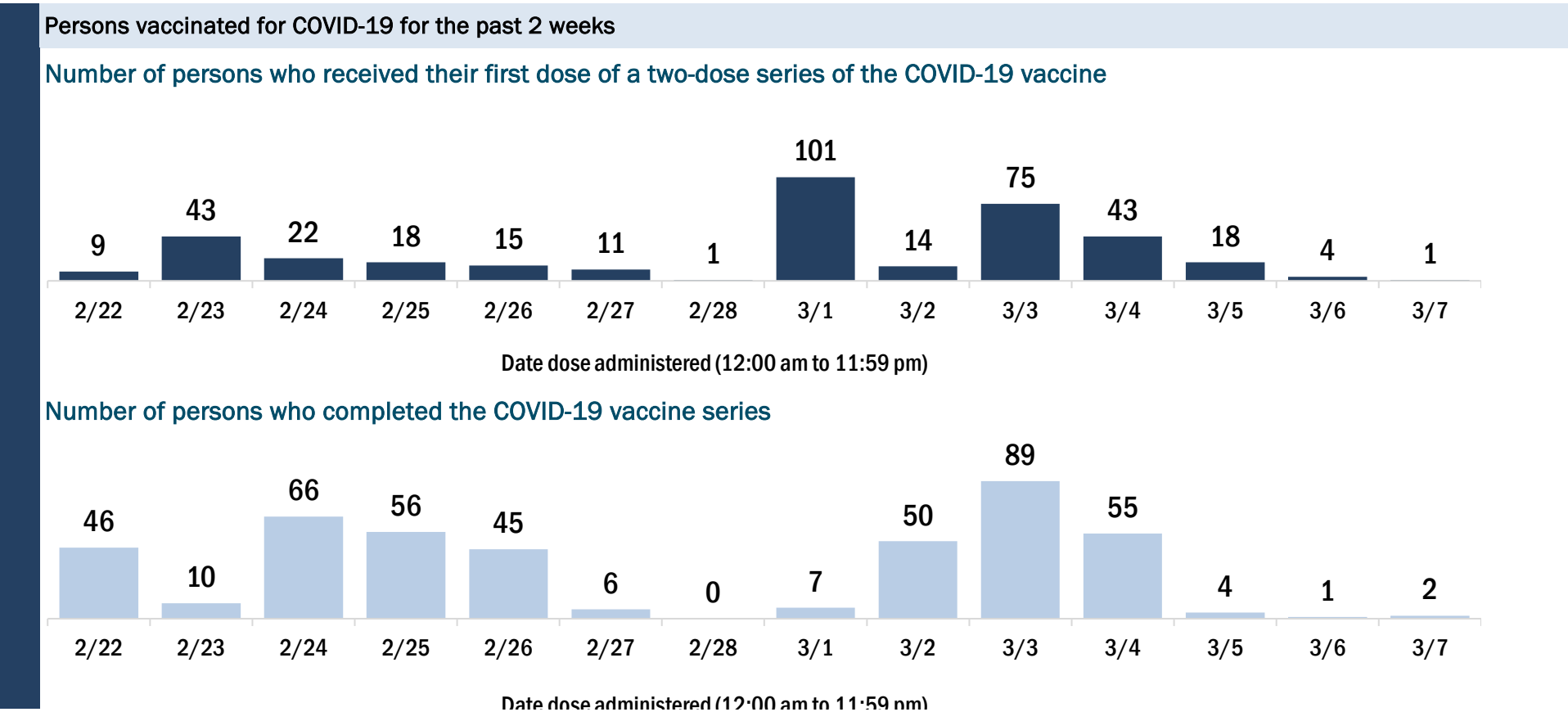
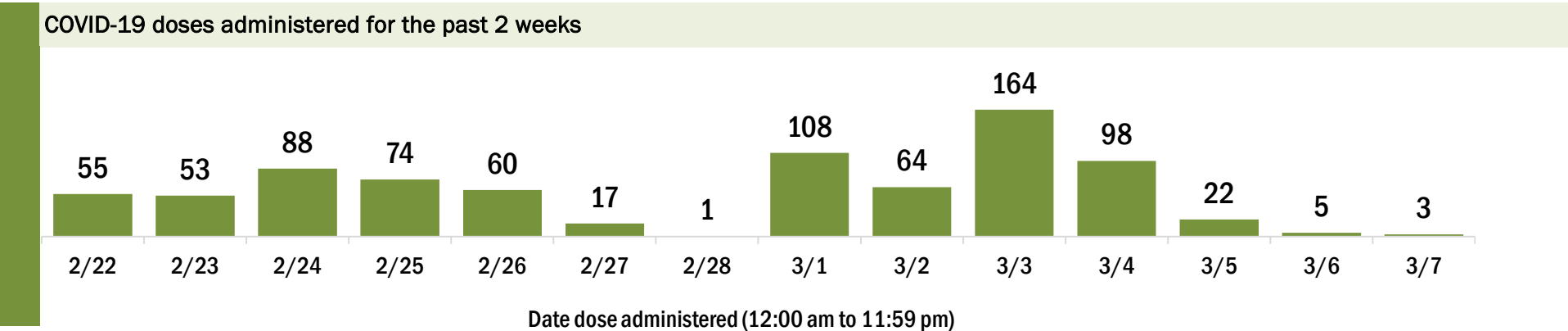
Data in this report are provisional and subject to change.

Data in this summary pertain to COVID-19 vaccines approved by the U.S. Food and Drug Administration and have been issued an Emergency Use Authorization (Janssen COVID-19 Vaccine, Moderna COVID-19 Vaccine and Pfizer-BioNTech COVID-19 Vaccine). These data summarize the number of people who have received either their first dose or have completed the series for a COVID-19 vaccine. **A person can only be counted in one category, first dose or series complete.** For persons receiving Moderna or Pfizer vaccines, once they receive their second dose, they are moved from the first dose column to the series completed column. **Because of this, the total first dose category may show a change from report to report not matching the total receiving their first dose from the previous day.** Persons receiving Johnson & Johnson vaccines will always be counted in the series completed column.

COVID-19 doses for vaccinated persons in Florida	
Doses administered	4,749
People receiving one dose of a 1-dose series (Johnson & Johnson) or receiving only one dose of a 2-dose series (Moderna, Pfizer) count once. Persons receiving both doses of a 2-dose series count twice.	

Current status of persons vaccinated for COVID-19 in Florida	
Total people vaccinated	2,925
First dose	1,099
Series completed	1,826
Completed 1-dose series	2
Completed 2-dose series	1,824
<b>First dose:</b> current number of people who have only received their first dose of the Moderna or Pfizer vaccine.	
<b>Series complete:</b> current number of people who have received both Moderna or Pfizer vaccine doses or one Johnson & Johnson dose and are considered fully immunized.	

Demographic summary	First dose	Series complete	Total people vaccinated
Age group	1,099	1,826	2,925
16-24 years	17	25	42
25-34 years	47	77	124
35-44 years	54	111	165
45-54 years	98	123	221
55-64 years	167	198	365
65-74 years	456	741	1,197
75-84 years	197	431	628
85+ years	63	120	183
Race	1,099	1,826	2,925
White	813	1,375	2,188
Black	110	107	217
American Indian/Alaskan	9	11	20
Other	81	169	250
Unknown	86	164	250
Other race includes Asian, native Hawaiian/Pacific Islander, or other.			
Ethnicity	1,099	1,826	2,925
Hispanic	19	18	37
Non-Hispanic	660	923	1,583
Unknown	420	885	1,305
Gender	1,099	1,826	2,925
Female	634	1,009	1,643
Male	465	817	1,282
Unknown	0	0	0



# COVID-19: Bay County vaccine summary

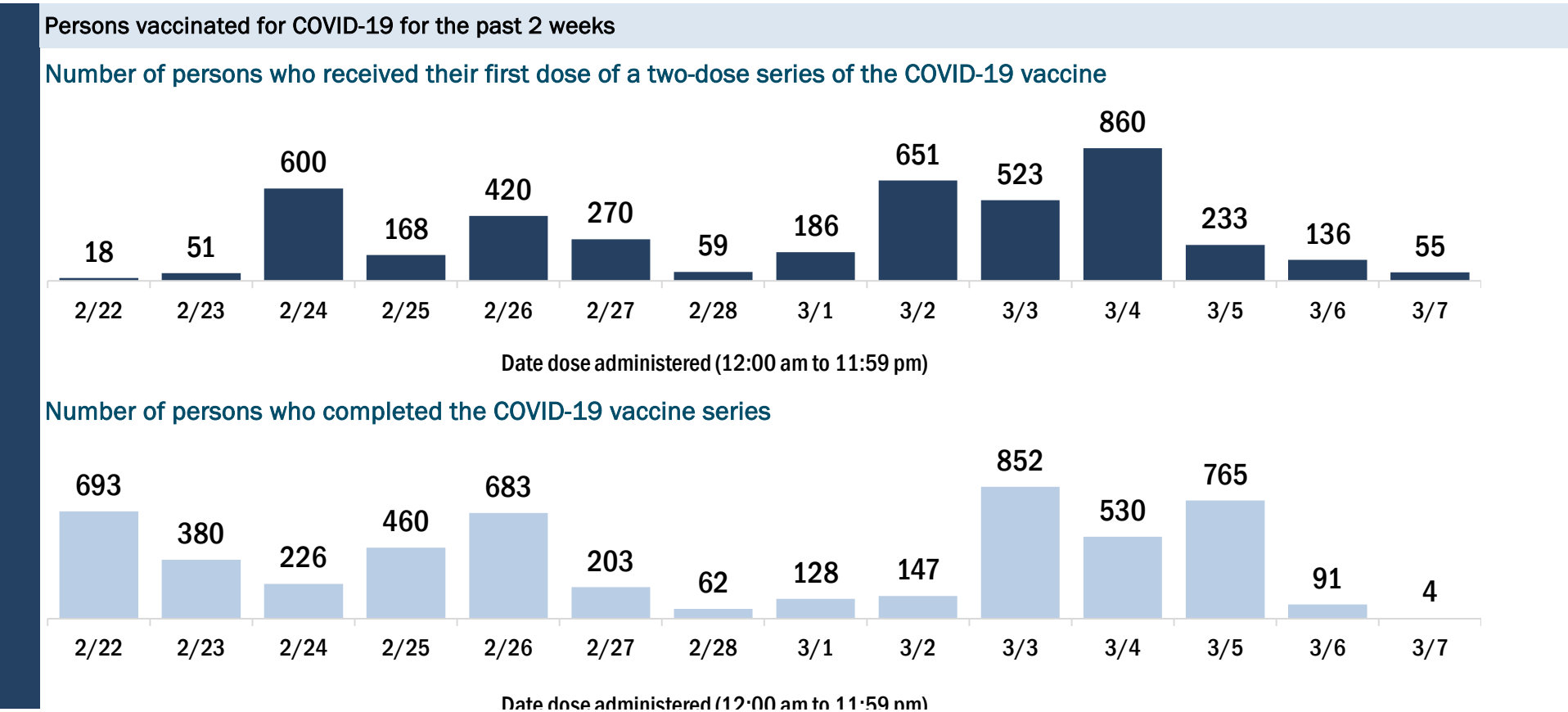
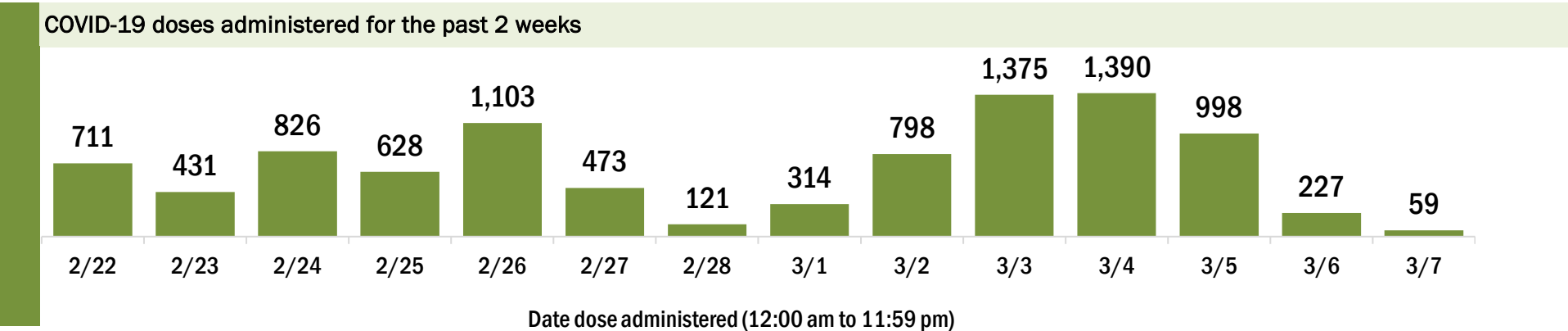
Vaccination data through Mar 7, 2021 as of Mar 8, 2021 at 12:05 AM

Data in this report are provisional and subject to change.

Data in this summary pertain to COVID-19 vaccines approved by the U.S. Food and Drug Administration and have been issued an Emergency Use Authorization (Janssen COVID-19 Vaccine, Moderna COVID-19 Vaccine and Pfizer-BioNTech COVID-19 Vaccine). These data summarize the number of people who have received either their first dose or have completed the series for a COVID-19 vaccine. **A person can only be counted in one category, first dose or series complete.** For persons receiving Moderna or Pfizer vaccines, once they receive their second dose, they are moved from the first dose column to the series completed column. **Because of this, the total first dose category may show a change from report to report not matching the total receiving their first dose from the previous day.** Persons receiving Johnson & Johnson vaccines will always be counted in the series completed column.

COVID-19 doses for vaccinated persons in Florida		Demographic summary			
Doses administered	40,220	First dose	Series complete	Total people vaccinated	
People receiving one dose of a 1-dose series (Johnson & Johnson) or receiving only one dose of a 2-dose series (Moderna, Pfizer) count once. Persons receiving both doses of a 2-dose series count twice.		Age group	11,247	14,491	25,738
		16-24 years	218	130	348
		25-34 years	387	474	861
		35-44 years	673	776	1,449
		45-54 years	1,072	1,046	2,118
		55-64 years	2,119	1,461	3,580
		65-74 years	4,111	6,098	10,209
		75-84 years	2,004	3,407	5,411
		85+ years	663	1,099	1,762
		Race	11,247	14,491	25,738
		White	7,286	9,839	17,125
		Black	741	620	1,361
		American Indian/Alaskan	35	76	111
		Other	915	1,533	2,448
		Unknown	2,270	2,423	4,693
		Other race includes Asian, native Hawaiian/Pacific Islander, or other.			
		Ethnicity	11,247	14,491	25,738
		Hispanic	333	196	529
		Non-Hispanic	5,704	7,589	13,293
		Unknown	5,210	6,706	11,916
		Gender	11,247	14,491	25,738
		Female	6,450	8,140	14,590
		Male	4,792	6,350	11,142
		Unknown	5	1	6

Current status of persons vaccinated for COVID-19 in Florida	
Total people vaccinated	25,738
First dose	11,247
Series completed	14,491
Completed 1-dose series	9
Completed 2-dose series	14,482
First dose: current number of people who have only received their first dose of the Moderna or Pfizer vaccine.	
Series complete: current number of people who have received both Moderna or Pfizer vaccine doses or one Johnson & Johnson dose and are considered fully immunized.	





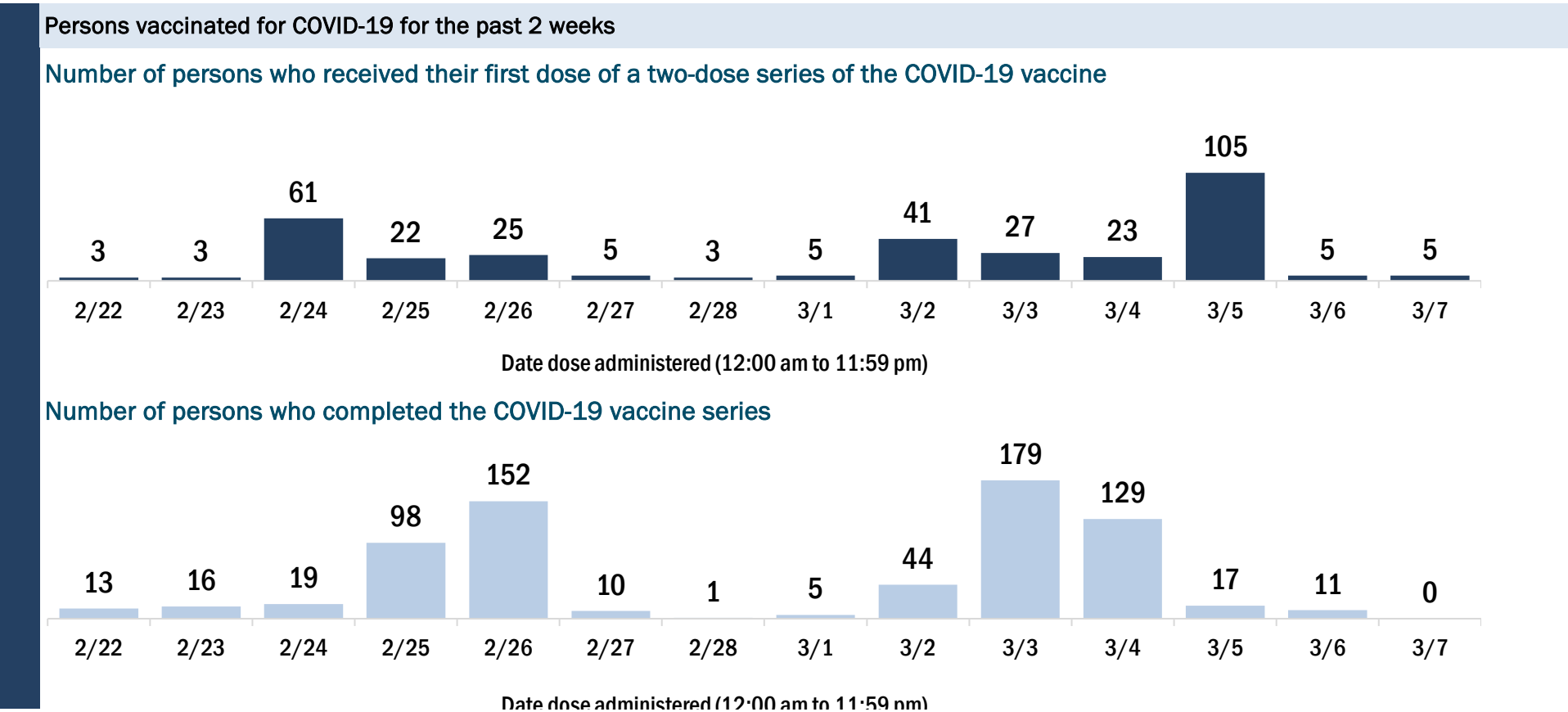
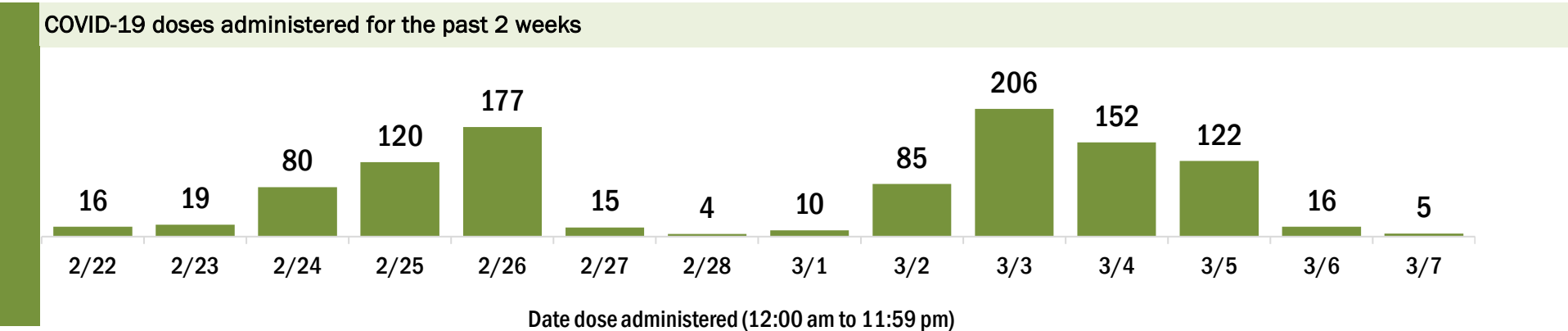
# COVID-19: Bradford County vaccine summary

Vaccination data through Mar 7, 2021 as of Mar 8, 2021 at 12:05 AM

Data in this report are provisional and subject to change.

Data in this summary pertain to COVID-19 vaccines approved by the U.S. Food and Drug Administration and have been issued an Emergency Use Authorization (Janssen COVID-19 Vaccine, Moderna COVID-19 Vaccine and Pfizer-BioNTech COVID-19 Vaccine). These data summarize the number of people who have received either their first dose or have completed the series for a COVID-19 vaccine. **A person can only be counted in one category, first dose or series complete.** For persons receiving Moderna or Pfizer vaccines, once they receive their second dose, they are moved from the first dose column to the series completed column. **Because of this, the total first dose category may show a change from report to report not matching the total receiving their first dose from the previous day.** Persons receiving Johnson & Johnson vaccines will always be counted in the series completed column.

COVID-19 doses for vaccinated persons in Florida		Demographic summary			
Doses administered	4,968	First dose	Series complete	Total people vaccinated	
People receiving one dose of a 1-dose series (Johnson & Johnson) or receiving only one dose of a 2-dose series (Moderna, Pfizer) count once. Persons receiving both doses of a 2-dose series count twice.		Age group	856	2,056	2,912
		16-24 years	12	12	24
		25-34 years	21	57	78
		35-44 years	29	70	99
		45-54 years	52	111	163
		55-64 years	154	147	301
		65-74 years	363	879	1,242
		75-84 years	166	583	749
		85+ years	59	197	256
		Race	856	2,056	2,912
		White	630	1,587	2,217
		Black	101	178	279
		American Indian/Alaskan	9	10	19
		Other	71	231	302
		Unknown	45	50	95
		Other race includes Asian, native Hawaiian/Pacific Islander, or other.			
		Ethnicity	856	2,056	2,912
		Hispanic	15	15	30
		Non-Hispanic	615	1,620	2,235
		Unknown	226	421	647
		Gender	856	2,056	2,912
		Female	523	1,201	1,724
		Male	333	855	1,188
		Unknown	0	0	0



# COVID-19: Brevard County vaccine summary

Vaccination data through Mar 7, 2021 as of Mar 8, 2021 at 12:05 AM

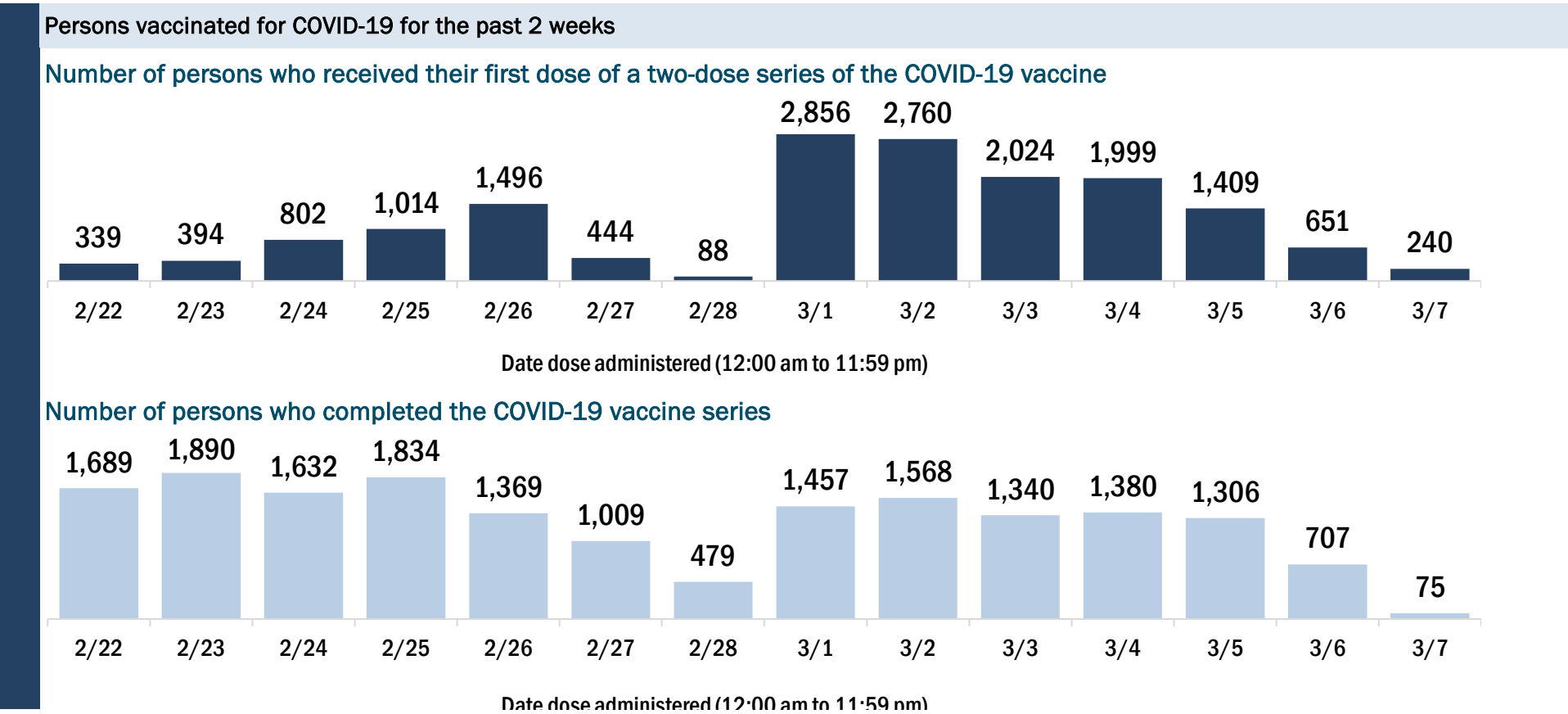
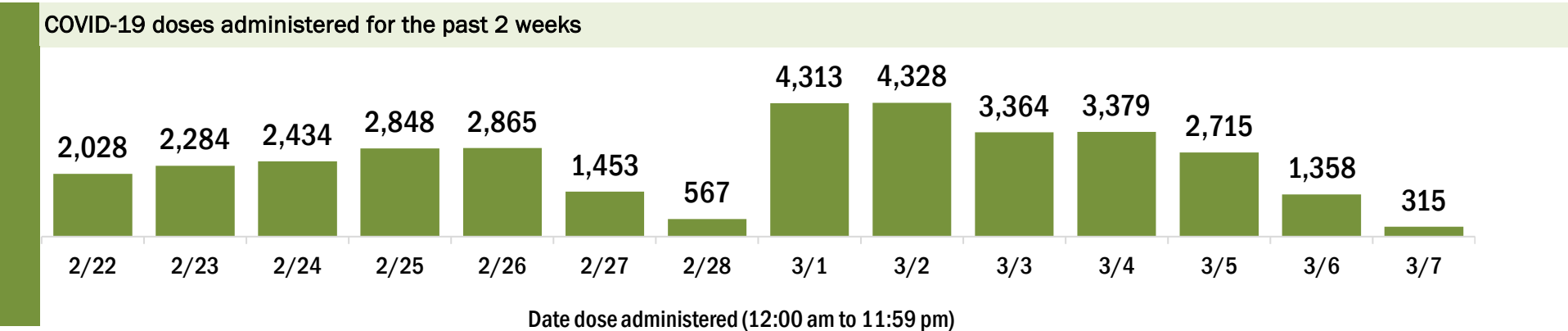
Data in this report are provisional and subject to change.

Data in this summary pertain to COVID-19 vaccines approved by the U.S. Food and Drug Administration and have been issued an Emergency Use Authorization (Janssen COVID-19 Vaccine, Moderna COVID-19 Vaccine and Pfizer-BioNTech COVID-19 Vaccine). These data summarize the number of people who have received either their first dose or have completed the series for a COVID-19 vaccine. **A person can only be counted in one category, first dose or series complete.** For persons receiving Moderna or Pfizer vaccines, once they receive their second dose, they are moved from the first dose column to the series completed column. **Because of this, the total first dose category may show a change from report to report not matching the total receiving their first dose from the previous day.** Persons receiving Johnson & Johnson vaccines will always be counted in the series completed column.

COVID-19 doses for vaccinated persons in Florida	
Doses administered	147,475
People receiving one dose of a 1-dose series (Johnson & Johnson) or receiving only one dose of a 2-dose series (Moderna, Pfizer) count once. Persons receiving both doses of a 2-dose series count twice.	

Current status of persons vaccinated for COVID-19 in Florida	
Total people vaccinated	95,900
First dose	44,139
Series completed	51,761
Completed 1-dose series	186
Completed 2-dose series	51,575
<b>First dose:</b> current number of people who have only received their first dose of the Moderna or Pfizer vaccine.	
<b>Series complete:</b> current number of people who have received both Moderna or Pfizer vaccine doses or one Johnson & Johnson dose and are considered fully immunized.	

Demographic summary	First dose	Series complete	Total people vaccinated
Age group	44,139	51,761	95,900
16-24 years	405	508	913
25-34 years	1,014	1,700	2,714
35-44 years	1,447	2,529	3,976
45-54 years	2,248	3,284	5,532
55-64 years	5,451	4,648	10,099
65-74 years	18,043	22,089	40,132
75-84 years	11,371	12,138	23,509
85+ years	4,160	4,865	9,025
Race	44,139	51,761	95,900
White	25,910	33,076	58,986
Black	2,255	1,620	3,875
American Indian/Alaskan	177	236	413
Other	3,079	6,933	10,012
Unknown	12,718	9,896	22,614
Other race includes Asian, native Hawaiian/Pacific Islander, or other.			
Ethnicity	44,139	51,761	95,900
Hispanic	1,172	994	2,166
Non-Hispanic	17,400	22,558	39,958
Unknown	25,567	28,209	53,776
Gender	44,139	51,761	95,900
Female	25,940	30,509	56,449
Male	17,958	21,220	39,178
Unknown	241	32	273



# COVID-19: Broward County vaccine summary

Vaccination data through Mar 7, 2021 as of Mar 8, 2021 at 12:05 AM

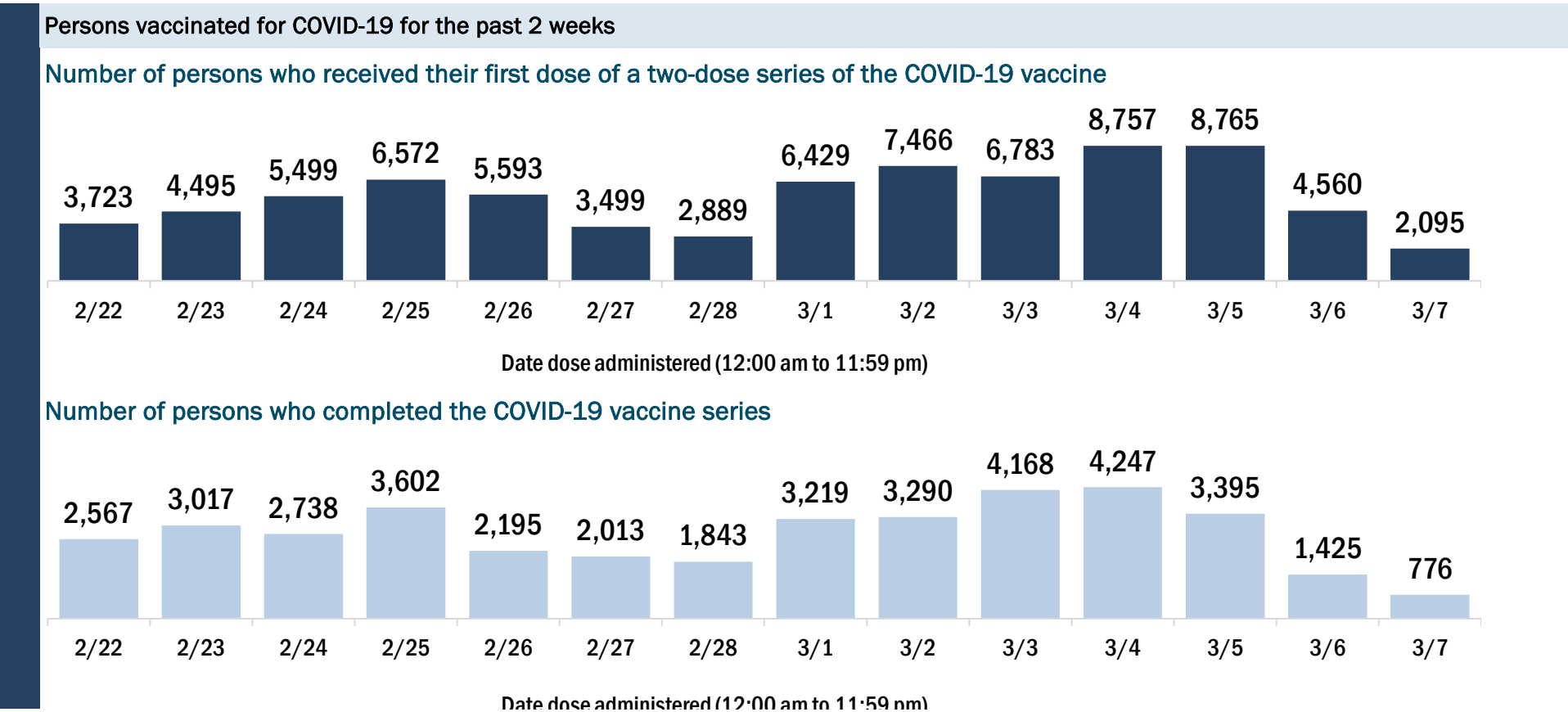
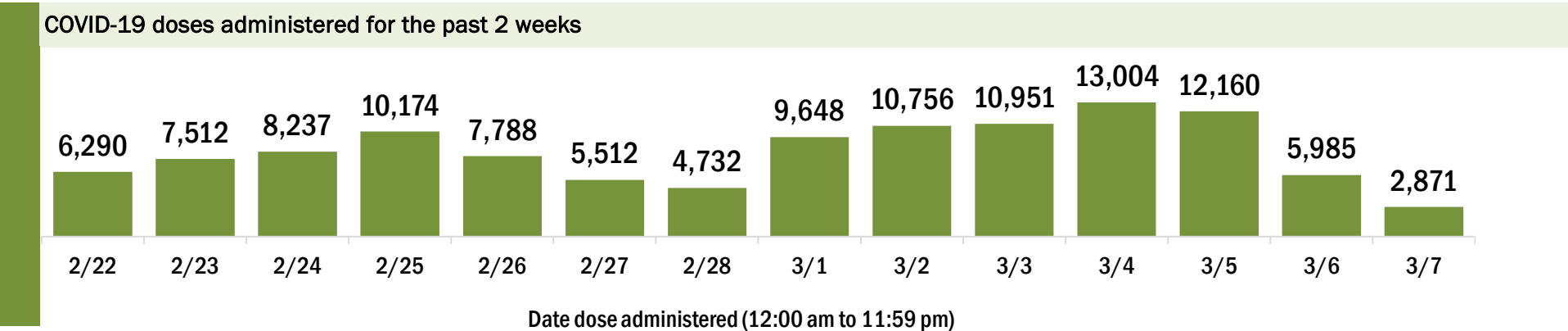
Data in this report are provisional and subject to change.

Data in this summary pertain to COVID-19 vaccines approved by the U.S. Food and Drug Administration and have been issued an Emergency Use Authorization (Janssen COVID-19 Vaccine, Moderna COVID-19 Vaccine and Pfizer-BioNTech COVID-19 Vaccine). These data summarize the number of people who have received either their first dose or have completed the series for a COVID-19 vaccine. **A person can only be counted in one category, first dose or series complete.** For persons receiving Moderna or Pfizer vaccines, once they receive their second dose, they are moved from the first dose column to the series completed column. **Because of this, the total first dose category may show a change from report to report not matching the total receiving their first dose from the previous day.** Persons receiving Johnson & Johnson vaccines will always be counted in the series completed column.

COVID-19 doses for vaccinated persons in Florida	
Doses administered	484,179
People receiving one dose of a 1-dose series (Johnson & Johnson) or receiving only one dose of a 2-dose series (Moderna, Pfizer) count once. Persons receiving both doses of a 2-dose series count twice.	

Current status of persons vaccinated for COVID-19 in Florida	
Total people vaccinated	310,804
First dose	136,125
Series completed	174,679
Completed 1-dose series	1,304
Completed 2-dose series	173,375
First dose: current number of people who have only received their first dose of the Moderna or Pfizer vaccine.	
Series complete: current number of people who have received both Moderna or Pfizer vaccine doses or one Johnson & Johnson dose and are considered fully immunized.	

Demographic summary	First dose	Series complete	Total people vaccinated
Age group	136,125	174,679	310,804
16-24 years	2,081	1,551	3,632
25-34 years	5,622	6,852	12,474
35-44 years	8,302	9,398	17,700
45-54 years	13,589	12,785	26,374
55-64 years	23,297	16,924	40,221
65-74 years	46,906	73,166	120,072
75-84 years	25,639	39,163	64,802
85+ years	10,689	14,840	25,529
Race	136,125	174,679	310,804
White	83,807	122,163	205,970
Black	18,223	18,007	36,230
American Indian/Alaskan	882	926	1,808
Other	13,026	19,704	32,730
Unknown	20,187	13,879	34,066
Other race includes Asian, native Hawaiian/Pacific Islander, or other.			
Ethnicity	136,125	174,679	310,804
Hispanic	26,950	28,439	55,389
Non-Hispanic	65,343	106,009	171,352
Unknown	43,832	40,231	84,063
Gender	136,125	174,679	310,804
Female	77,458	99,318	176,776
Male	58,319	75,315	133,634
Unknown	348	46	394



# COVID-19: Calhoun County vaccine summary

Vaccination data through Mar 7, 2021 as of Mar 8, 2021 at 12:05 AM

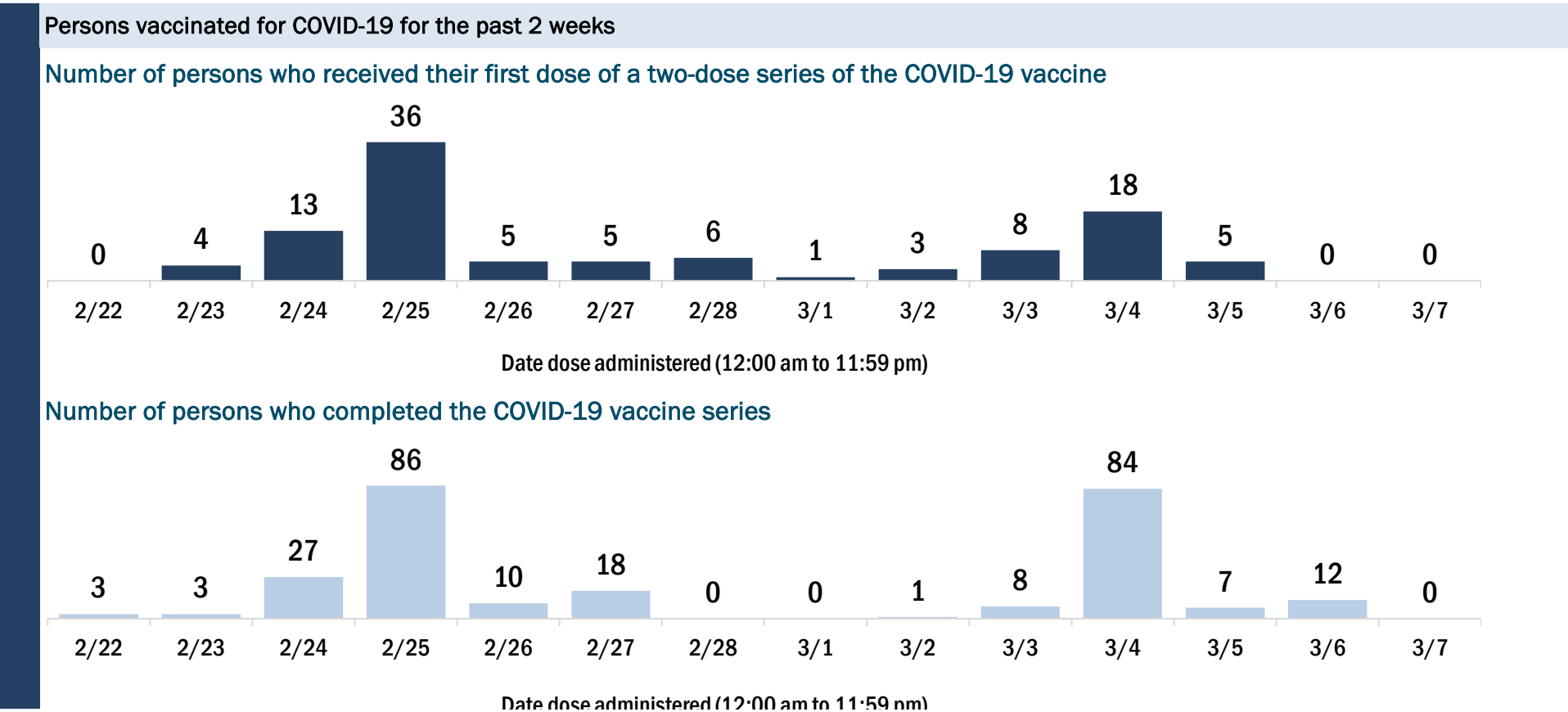
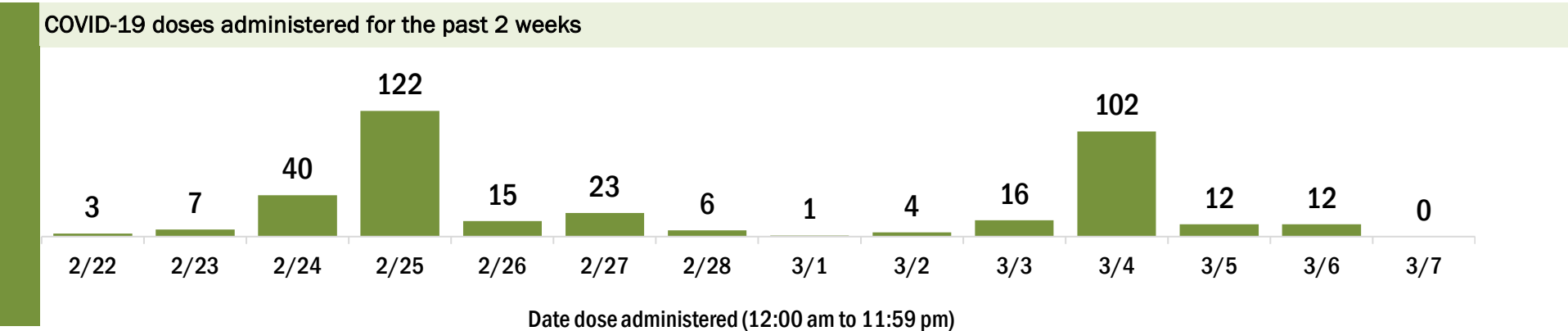
Data in this report are provisional and subject to change.

Data in this summary pertain to COVID-19 vaccines approved by the U.S. Food and Drug Administration and have been issued an Emergency Use Authorization (Janssen COVID-19 Vaccine, Moderna COVID-19 Vaccine and Pfizer-BioNTech COVID-19 Vaccine). These data summarize the number of people who have received either their first dose or have completed the series for a COVID-19 vaccine. **A person can only be counted in one category, first dose or series complete.** For persons receiving Moderna or Pfizer vaccines, once they receive their second dose, they are moved from the first dose column to the series completed column. **Because of this, the total first dose category may show a change from report to report not matching the total receiving their first dose from the previous day.** Persons receiving Johnson & Johnson vaccines will always be counted in the series completed column.

COVID-19 doses for vaccinated persons in Florida	
Doses administered	3,438
People receiving one dose of a 1-dose series (Johnson & Johnson) or receiving only one dose of a 2-dose series (Moderna, Pfizer) count once. Persons receiving both doses of a 2-dose series count twice.	

Current status of persons vaccinated for COVID-19 in Florida	
Total people vaccinated	1,960
First dose	470
Series completed	1,490
Completed 1-dose series	12
Completed 2-dose series	1,478
<b>First dose:</b> current number of people who have only received their first dose of the Moderna or Pfizer vaccine.	
<b>Series complete:</b> current number of people who have received both Moderna or Pfizer vaccine doses or one Johnson & Johnson dose and are considered fully immunized.	

Demographic summary	First dose	Series complete	Total people vaccinated
Age group	470	1,490	1,960
16-24 years	12	7	19
25-34 years	6	39	45
35-44 years	23	59	82
45-54 years	40	98	138
55-64 years	103	152	255
65-74 years	170	596	766
75-84 years	86	385	471
85+ years	30	154	184
Race	470	1,490	1,960
White	326	1,028	1,354
Black	55	58	113
American Indian/Alaskan	4	11	15
Other	36	276	312
Unknown	49	117	166
Other race includes Asian, native Hawaiian/Pacific Islander, or other.			
Ethnicity	470	1,490	1,960
Hispanic	4	25	29
Non-Hispanic	232	815	1,047
Unknown	234	650	884
Gender	470	1,490	1,960
Female	257	841	1,098
Male	212	649	861
Unknown	1	0	1





# COVID-19: Charlotte County vaccine summary

Vaccination data through Mar 7, 2021 as of Mar 8, 2021 at 12:05 AM

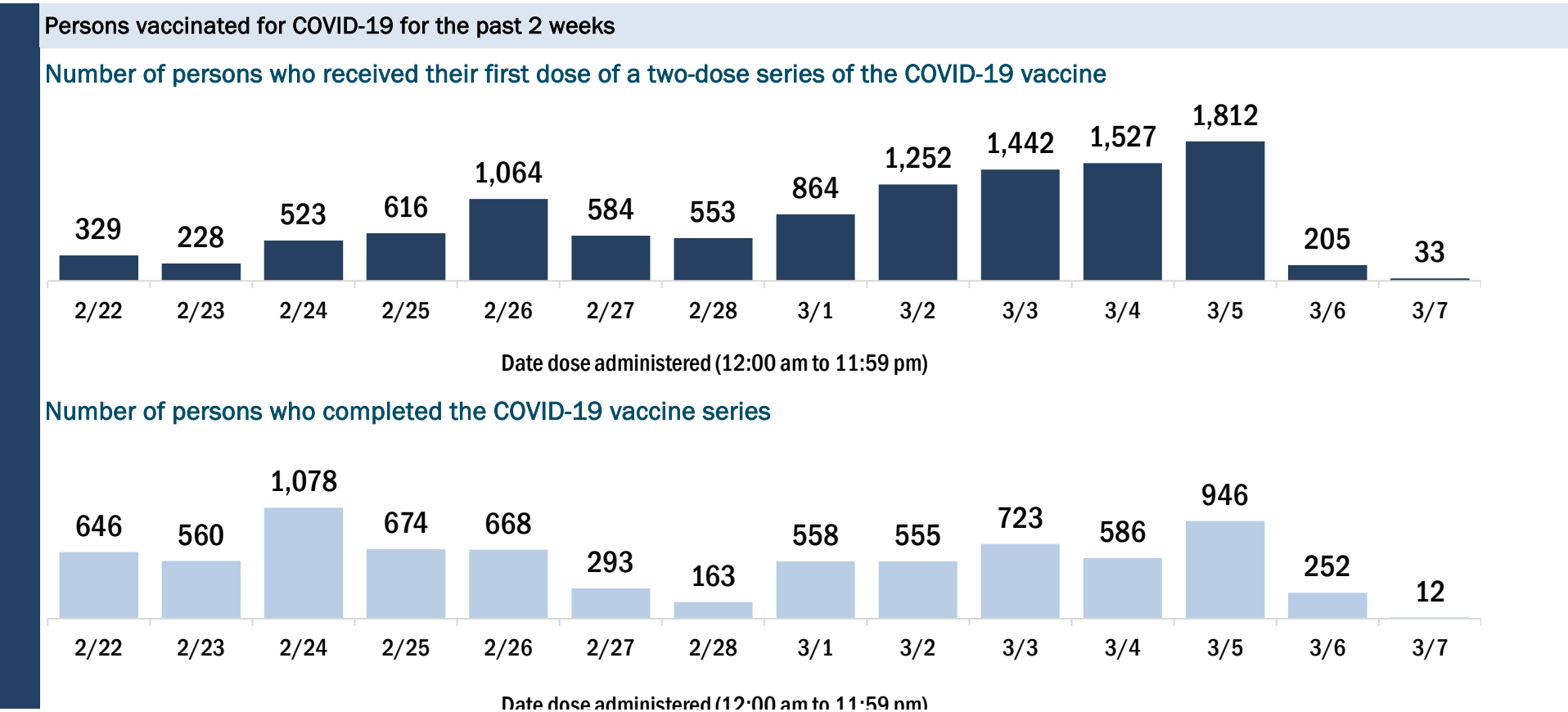
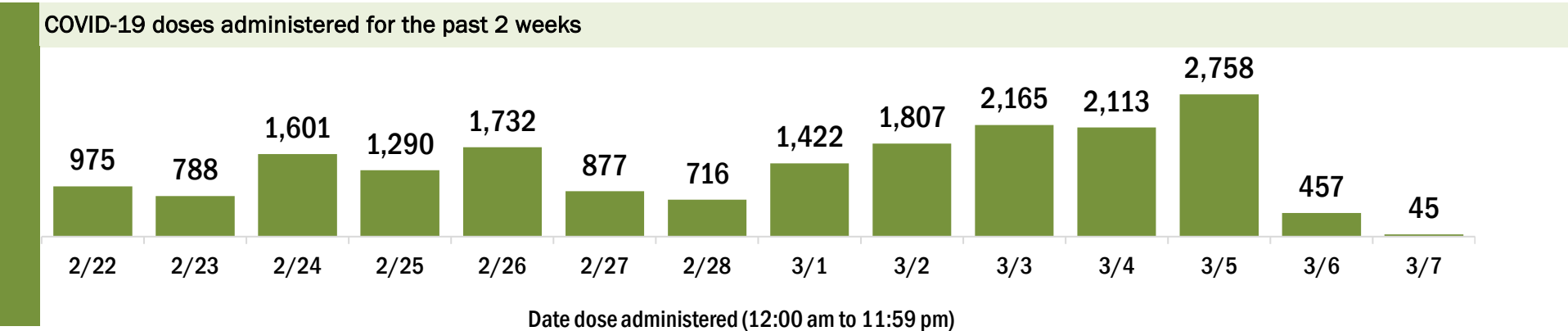
Data in this report are provisional and subject to change.

Data in this summary pertain to COVID-19 vaccines approved by the U.S. Food and Drug Administration and have been issued an Emergency Use Authorization (Janssen COVID-19 Vaccine, Moderna COVID-19 Vaccine and Pfizer-BioNTech COVID-19 Vaccine). These data summarize the number of people who have received either their first dose or have completed the series for a COVID-19 vaccine. **A person can only be counted in one category, first dose or series complete.** For persons receiving Moderna or Pfizer vaccines, once they receive their second dose, they are moved from the first dose column to the series completed column. **Because of this, the total first dose category may show a change from report to report not matching the total receiving their first dose from the previous day.** Persons receiving Johnson & Johnson vaccines will always be counted in the series completed column.

COVID-19 doses for vaccinated persons in Florida	
Doses administered	60,514
People receiving one dose of a 1-dose series (Johnson & Johnson) or receiving only one dose of a 2-dose series (Moderna, Pfizer) count once. Persons receiving both doses of a 2-dose series count twice.	

Current status of persons vaccinated for COVID-19 in Florida	
Total people vaccinated	41,836
First dose	23,136
Series completed	18,700
Completed 1-dose series	22
Completed 2-dose series	18,678
<b>First dose:</b> current number of people who have only received their first dose of the Moderna or Pfizer vaccine.	
<b>Series complete:</b> current number of people who have received both Moderna or Pfizer vaccine doses or one Johnson & Johnson dose and are considered fully immunized.	

Demographic summary	First dose	Series complete	Total people vaccinated
Age group	23,136	18,700	41,836
16-24 years	71	119	190
25-34 years	157	381	538
35-44 years	241	539	780
45-54 years	420	967	1,387
55-64 years	1,072	1,595	2,667
65-74 years	11,530	8,871	20,401
75-84 years	7,682	4,443	12,125
85+ years	1,963	1,785	3,748
Race	23,136	18,700	41,836
White	16,153	11,987	28,140
Black	324	243	567
American Indian/Alaskan	91	39	130
Other	1,196	2,434	3,630
Unknown	5,372	3,997	9,369
Other race includes Asian, native Hawaiian/Pacific Islander, or other.			
Ethnicity	23,136	18,700	41,836
Hispanic	321	223	544
Non-Hispanic	9,625	8,070	17,695
Unknown	13,190	10,407	23,597
Gender	23,136	18,700	41,836
Female	12,627	10,783	23,410
Male	10,482	7,914	18,396
Unknown	27	3	30



# COVID-19: Citrus County vaccine summary

Vaccination data through Mar 7, 2021 as of Mar 8, 2021 at 12:05 AM

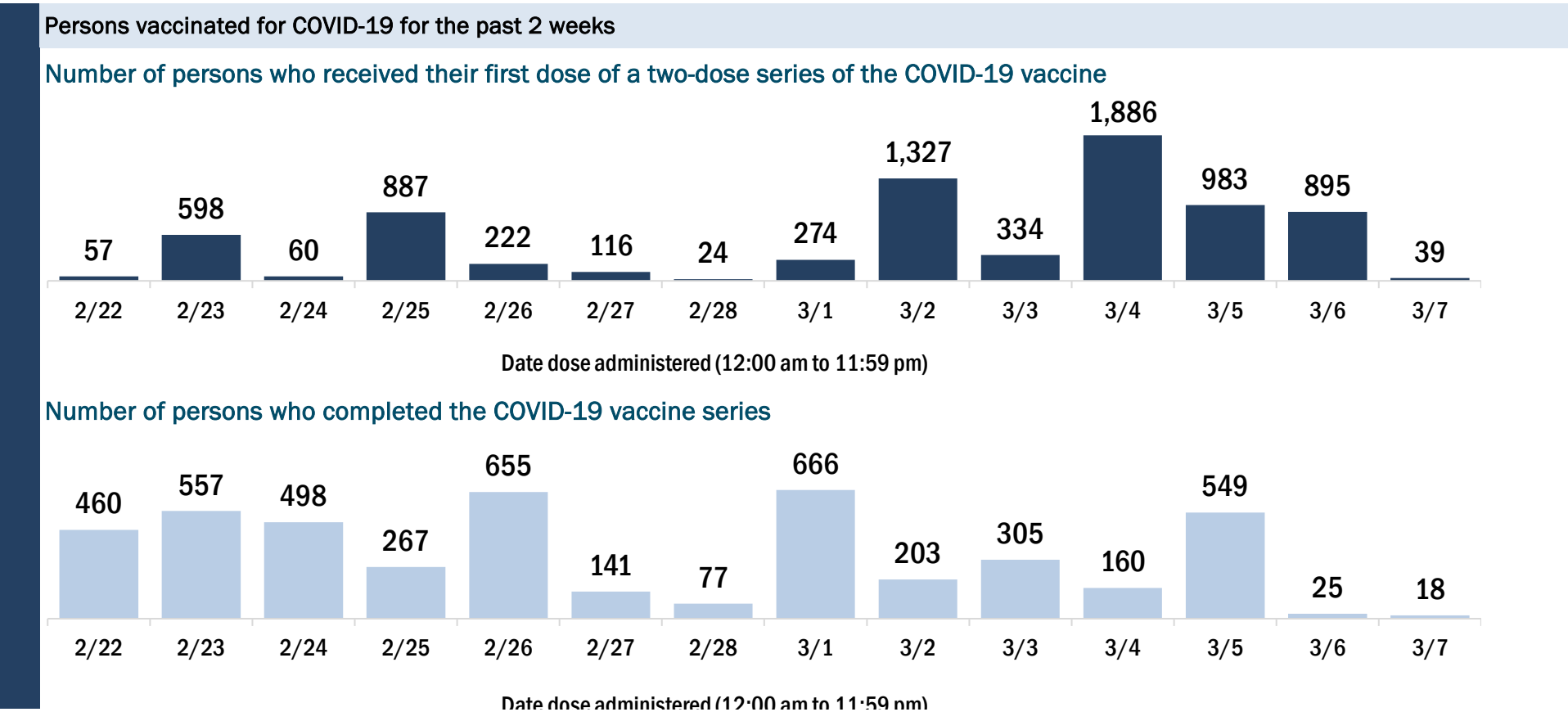
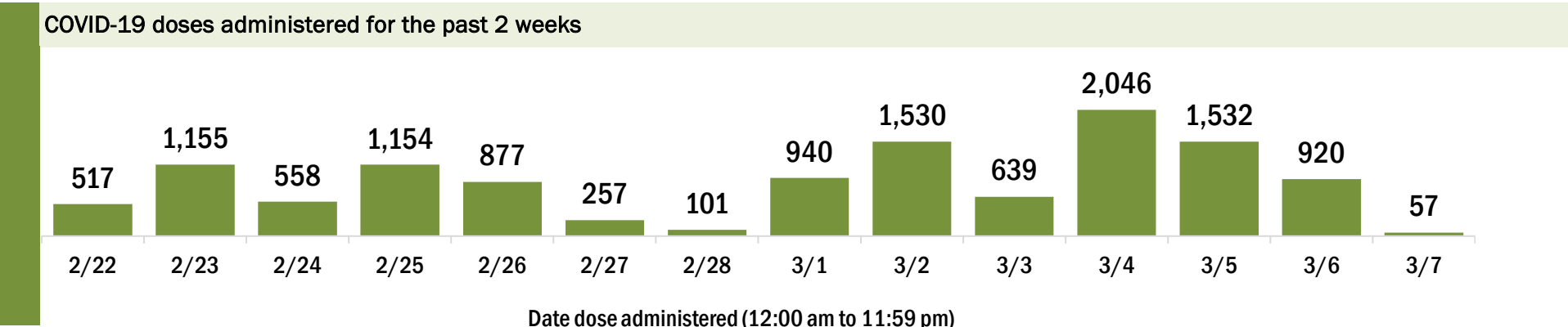
Data in this report are provisional and subject to change.

Data in this summary pertain to COVID-19 vaccines approved by the U.S. Food and Drug Administration and have been issued an Emergency Use Authorization (Janssen COVID-19 Vaccine, Moderna COVID-19 Vaccine and Pfizer-BioNTech COVID-19 Vaccine). These data summarize the number of people who have received either their first dose or have completed the series for a COVID-19 vaccine. **A person can only be counted in one category, first dose or series complete.** For persons receiving Moderna or Pfizer vaccines, once they receive their second dose, they are moved from the first dose column to the series completed column. **Because of this, the total first dose category may show a change from report to report not matching the total receiving their first dose from the previous day.** Persons receiving Johnson & Johnson vaccines will always be counted in the series completed column.

COVID-19 doses for vaccinated persons in Florida	
Doses administered	44,581
People receiving one dose of a 1-dose series (Johnson & Johnson) or receiving only one dose of a 2-dose series (Moderna, Pfizer) count once. Persons receiving both doses of a 2-dose series count twice.	

Current status of persons vaccinated for COVID-19 in Florida	
Total people vaccinated	31,282
First dose	17,974
Series completed	13,308
Completed 1-dose series	9
Completed 2-dose series	13,299
First dose: current number of people who have only received their first dose of the Moderna or Pfizer vaccine.	
Series complete: current number of people who have received both Moderna or Pfizer vaccine doses or one Johnson & Johnson dose and are considered fully immunized.	

Demographic summary	First dose	Series complete	Total people vaccinated
Age group	17,974	13,308	31,282
16-24 years	69	136	205
25-34 years	119	353	472
35-44 years	158	474	632
45-54 years	269	704	973
55-64 years	632	1,113	1,745
65-74 years	8,884	5,506	14,390
75-84 years	6,216	3,710	9,926
85+ years	1,627	1,312	2,939
Race	17,974	13,308	31,282
White	14,179	7,941	22,120
Black	208	158	366
American Indian/Alaskan	106	36	142
Other	763	1,940	2,703
Unknown	2,718	3,233	5,951
Other race includes Asian, native Hawaiian/Pacific Islander, or other.			
Ethnicity	17,974	13,308	31,282
Hispanic	378	235	613
Non-Hispanic	10,493	5,573	16,066
Unknown	7,103	7,500	14,603
Gender	17,974	13,308	31,282
Female	10,219	7,641	17,860
Male	7,703	5,656	13,359
Unknown	52	11	63



# COVID-19: Clay County vaccine summary

Vaccination data through Mar 7, 2021 as of Mar 8, 2021 at 12:05 AM

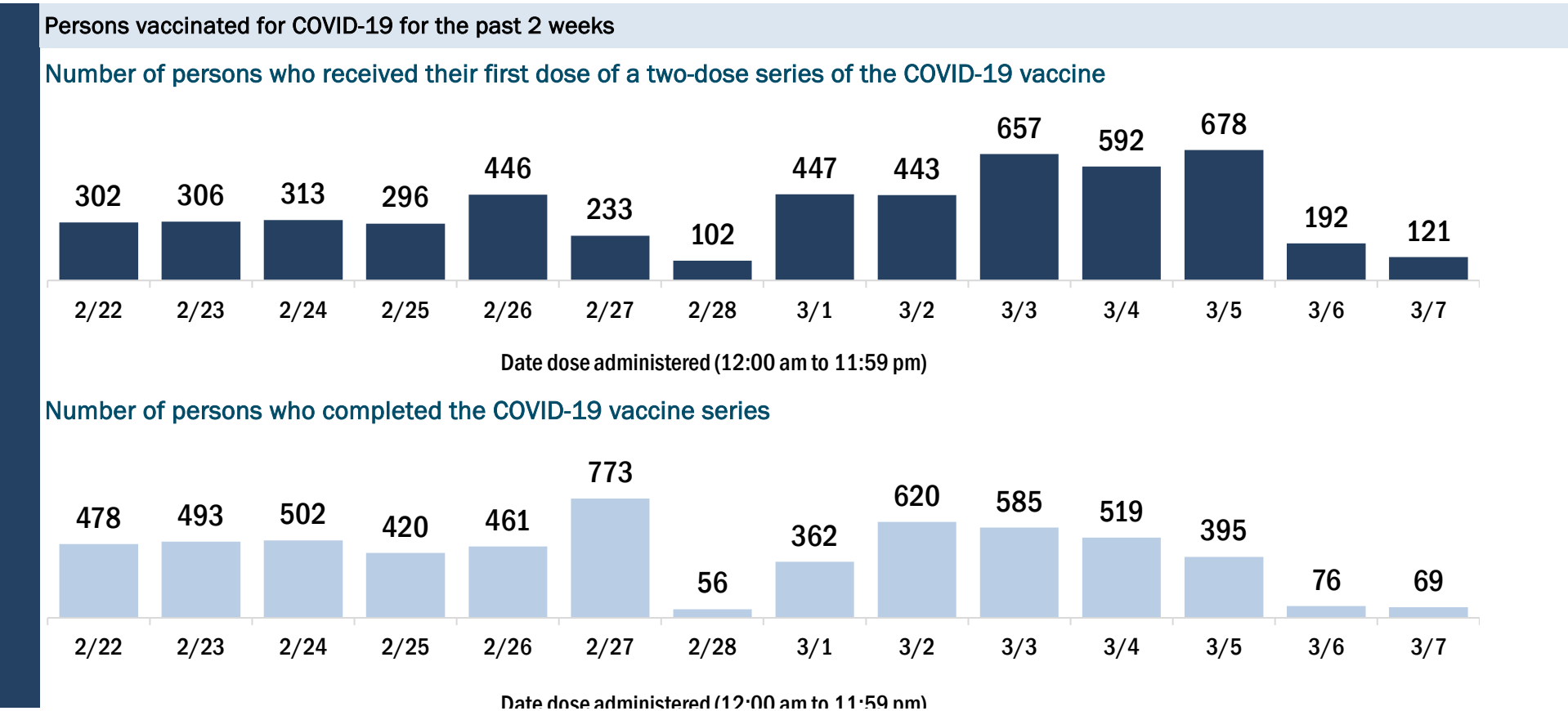
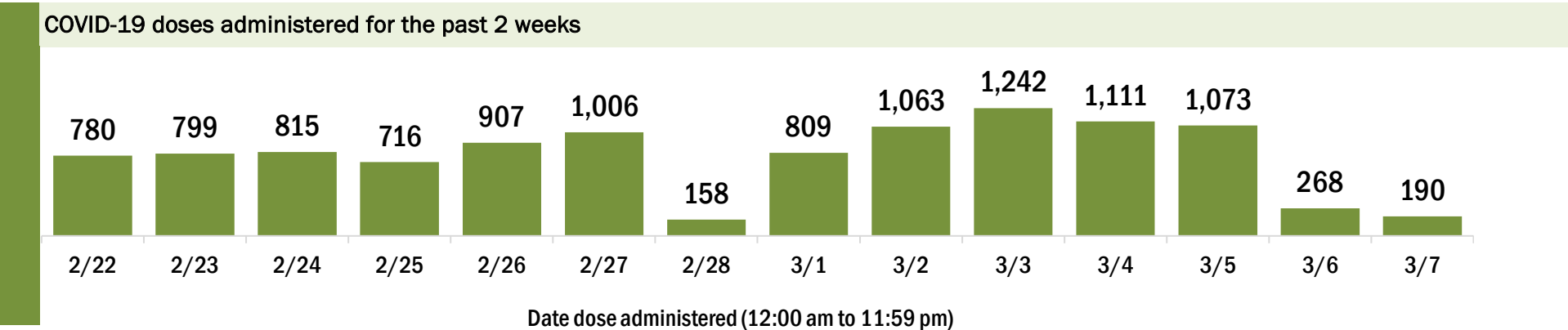
Data in this report are provisional and subject to change.

Data in this summary pertain to COVID-19 vaccines approved by the U.S. Food and Drug Administration and have been issued an Emergency Use Authorization (Janssen COVID-19 Vaccine, Moderna COVID-19 Vaccine and Pfizer-BioNTech COVID-19 Vaccine). These data summarize the number of people who have received either their first dose or have completed the series for a COVID-19 vaccine. **A person can only be counted in one category, first dose or series complete.** For persons receiving Moderna or Pfizer vaccines, once they receive their second dose, they are moved from the first dose column to the series completed column. **Because of this, the total first dose category may show a change from report to report not matching the total receiving their first dose from the previous day.** Persons receiving Johnson & Johnson vaccines will always be counted in the series completed column.

COVID-19 doses for vaccinated persons in Florida	
Doses administered	50,210
People receiving one dose of a 1-dose series (Johnson & Johnson) or receiving only one dose of a 2-dose series (Moderna, Pfizer) count once. Persons receiving both doses of a 2-dose series count twice.	

Current status of persons vaccinated for COVID-19 in Florida	
Total people vaccinated	30,411
First dose	10,508
Series completed	19,903
Completed 1-dose series	104
Completed 2-dose series	19,799
First dose: current number of people who have only received their first dose of the Moderna or Pfizer vaccine.	
Series complete: current number of people who have received both Moderna or Pfizer vaccine doses or one Johnson & Johnson dose and are considered fully immunized.	

Demographic summary	First dose	Series complete	Total people vaccinated
Age group	10,508	19,903	30,411
16-24 years	245	254	499
25-34 years	383	764	1,147
35-44 years	632	1,169	1,801
45-54 years	1,048	1,408	2,456
55-64 years	1,872	1,651	3,523
65-74 years	3,885	8,597	12,482
75-84 years	1,876	4,616	6,492
85+ years	567	1,444	2,011
Race	10,508	19,903	30,411
White	7,393	14,678	22,071
Black	739	998	1,737
American Indian/Alaskan	79	90	169
Other	1,013	2,079	3,092
Unknown	1,284	2,058	3,342
Other race includes Asian, native Hawaiian/Pacific Islander, or other.			
Ethnicity	10,508	19,903	30,411
Hispanic	477	589	1,066
Non-Hispanic	7,257	14,742	21,999
Unknown	2,774	4,572	7,346
Gender	10,508	19,903	30,411
Female	6,251	11,513	17,764
Male	4,226	8,389	12,615
Unknown	31	1	32



# COVID-19: Collier County vaccine summary

Vaccination data through Mar 7, 2021 as of Mar 8, 2021 at 12:05 AM

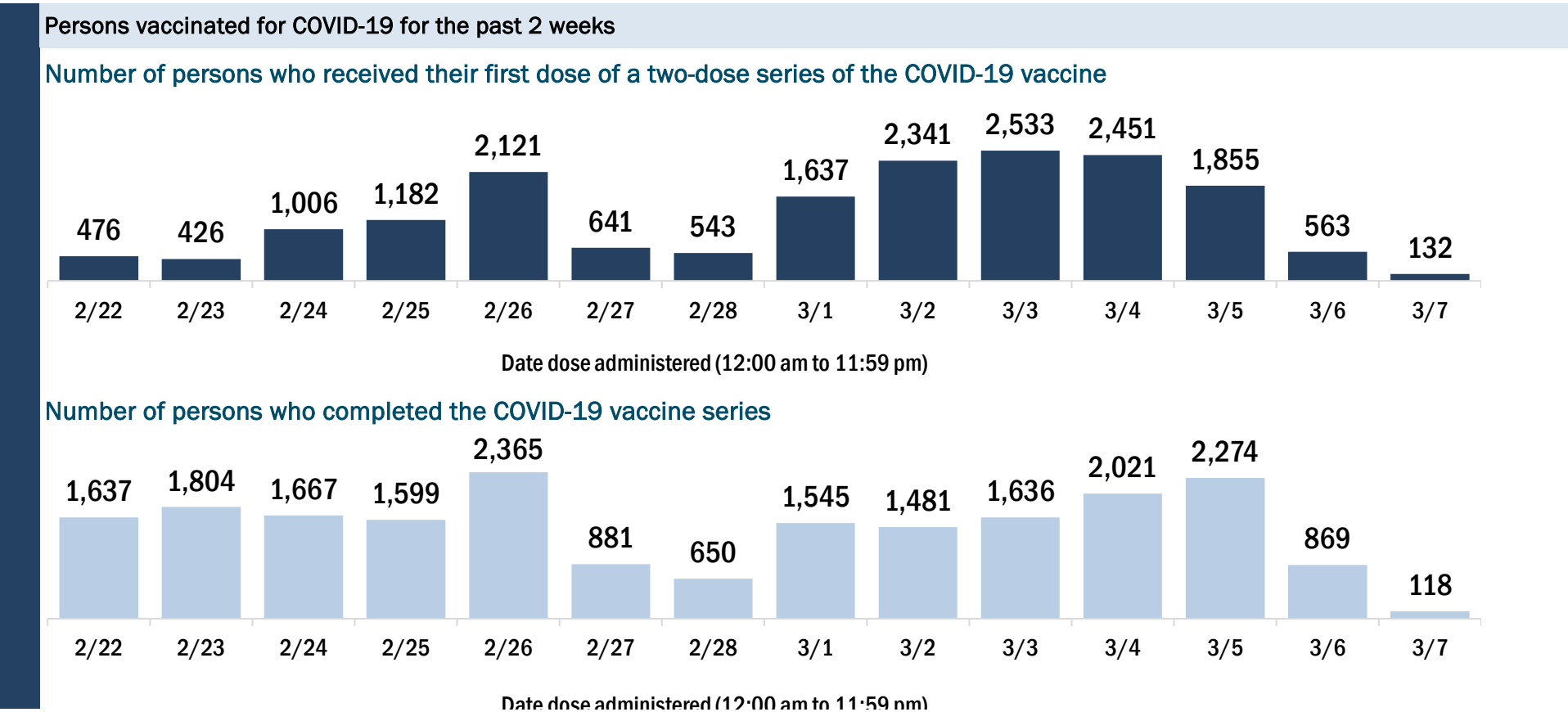
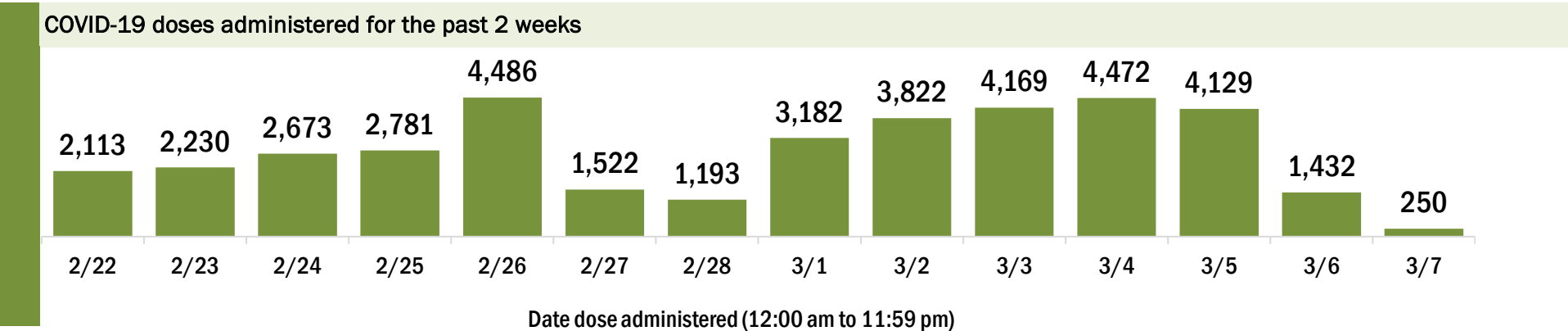
Data in this report are provisional and subject to change.

Data in this summary pertain to COVID-19 vaccines approved by the U.S. Food and Drug Administration and have been issued an Emergency Use Authorization (Janssen COVID-19 Vaccine, Moderna COVID-19 Vaccine and Pfizer-BioNTech COVID-19 Vaccine). These data summarize the number of people who have received either their first dose or have completed the series for a COVID-19 vaccine. **A person can only be counted in one category, first dose or series complete.** For persons receiving Moderna or Pfizer vaccines, once they receive their second dose, they are moved from the first dose column to the series completed column. **Because of this, the total first dose category may show a change from report to report not matching the total receiving their first dose from the previous day.** Persons receiving Johnson & Johnson vaccines will always be counted in the series completed column.

COVID-19 doses for vaccinated persons in Florida	
Doses administered	140,657
People receiving one dose of a 1-dose series (Johnson & Johnson) or receiving only one dose of a 2-dose series (Moderna, Pfizer) count once. Persons receiving both doses of a 2-dose series count twice.	

Current status of persons vaccinated for COVID-19 in Florida	
Total people vaccinated	91,394
First dose	41,992
Series completed	49,402
Completed 1-dose series	139
Completed 2-dose series	49,263
First dose: current number of people who have only received their first dose of the Moderna or Pfizer vaccine.	
Series complete: current number of people who have received both Moderna or Pfizer vaccine doses or one Johnson & Johnson dose and are considered fully immunized.	

Demographic summary	First dose	Series complete	Total people vaccinated
Age group	41,992	49,402	91,394
16-24 years	230	345	575
25-34 years	406	931	1,337
35-44 years	525	1,327	1,852
45-54 years	804	1,881	2,685
55-64 years	2,068	2,636	4,704
65-74 years	18,569	23,152	41,721
75-84 years	14,720	14,523	29,243
85+ years	4,670	4,607	9,277
Race	41,992	49,402	91,394
White	26,214	30,881	57,095
Black	339	442	781
American Indian/Alaskan	173	117	290
Other	2,455	4,845	7,300
Unknown	12,811	13,117	25,928
Other race includes Asian, native Hawaiian/Pacific Islander, or other.			
Ethnicity	41,992	49,402	91,394
Hispanic	1,258	1,717	2,975
Non-Hispanic	16,251	22,099	38,350
Unknown	24,483	25,586	50,069
Gender	41,992	49,402	91,394
Female	22,942	27,379	50,321
Male	18,771	21,948	40,719
Unknown	279	75	354





# COVID-19: Columbia County vaccine summary

Vaccination data through Mar 7, 2021 as of Mar 8, 2021 at 12:05 AM

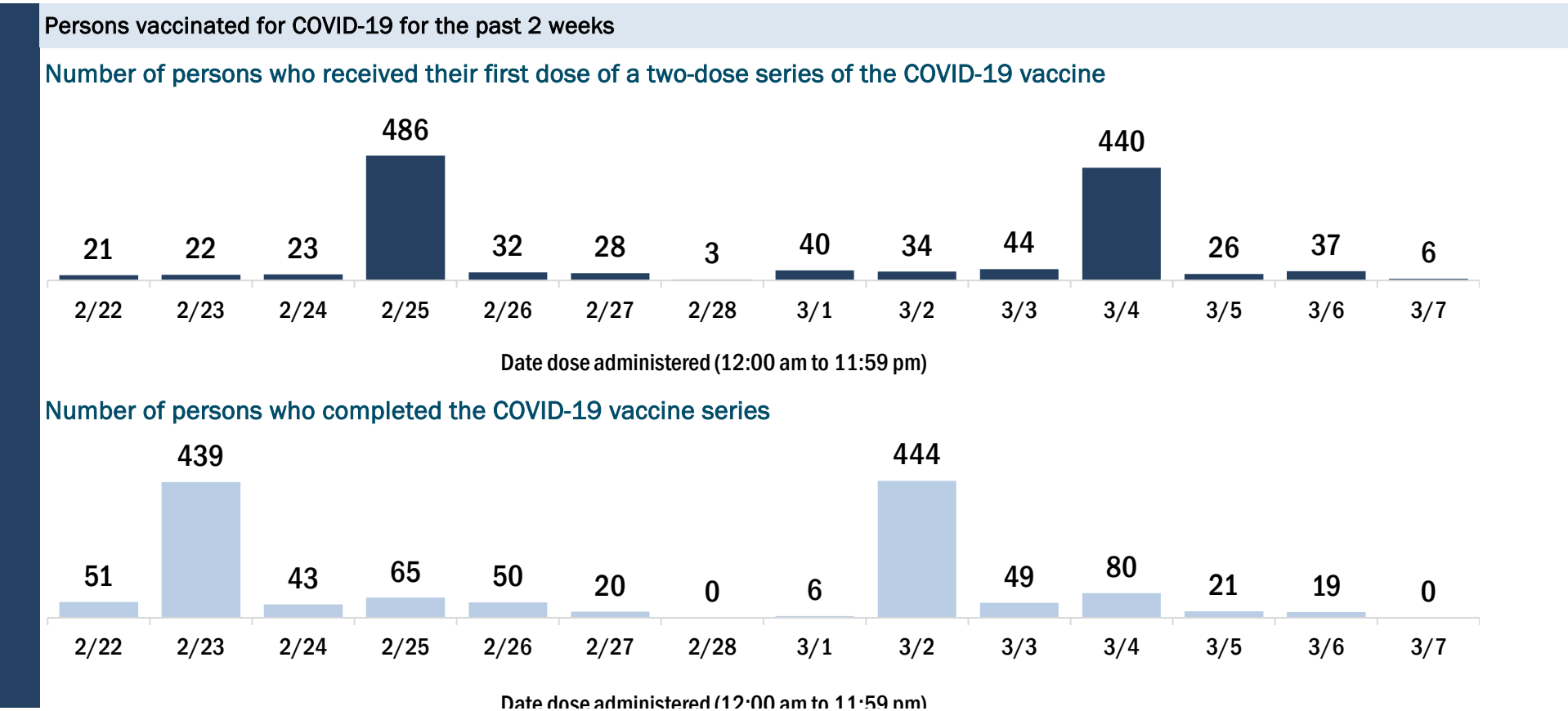
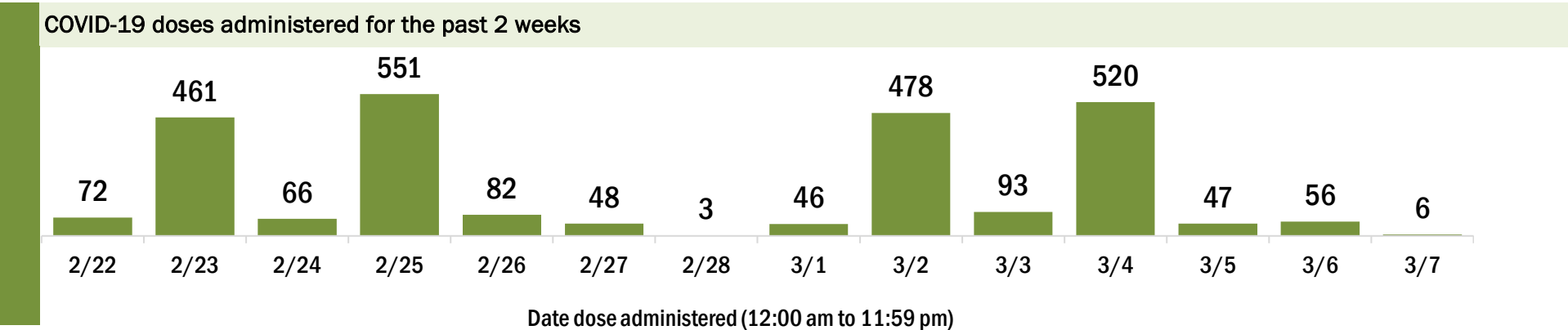
Data in this report are provisional and subject to change.

Data in this summary pertain to COVID-19 vaccines approved by the U.S. Food and Drug Administration and have been issued an Emergency Use Authorization (Janssen COVID-19 Vaccine, Moderna COVID-19 Vaccine and Pfizer-BioNTech COVID-19 Vaccine). These data summarize the number of people who have received either their first dose or have completed the series for a COVID-19 vaccine. **A person can only be counted in one category, first dose or series complete.** For persons receiving Moderna or Pfizer vaccines, once they receive their second dose, they are moved from the first dose column to the series completed column. **Because of this, the total first dose category may show a change from report to report not matching the total receiving their first dose from the previous day.** Persons receiving Johnson & Johnson vaccines will always be counted in the series completed column.

COVID-19 doses for vaccinated persons in Florida	
Doses administered	13,039
People receiving one dose of a 1-dose series (Johnson & Johnson) or receiving only one dose of a 2-dose series (Moderna, Pfizer) count once. Persons receiving both doses of a 2-dose series count twice.	

Current status of persons vaccinated for COVID-19 in Florida	
Total people vaccinated	7,909
First dose	2,776
Series completed	5,133
Completed 1-dose series	3
Completed 2-dose series	5,130
<b>First dose:</b> current number of people who have only received their first dose of the Moderna or Pfizer vaccine.	
<b>Series complete:</b> current number of people who have received both Moderna or Pfizer vaccine doses or one Johnson & Johnson dose and are considered fully immunized.	

Demographic summary	First dose	Series complete	Total people vaccinated
Age group	2,776	5,133	7,909
16-24 years	21	54	75
25-34 years	67	149	216
35-44 years	118	194	312
45-54 years	212	270	482
55-64 years	358	369	727
65-74 years	1,144	2,277	3,421
75-84 years	676	1,374	2,050
85+ years	180	446	626
Race	2,776	5,133	7,909
White	1,709	3,370	5,079
Black	251	297	548
American Indian/Alaskan	10	13	23
Other	254	521	775
Unknown	552	932	1,484
Other race includes Asian, native Hawaiian/Pacific Islander, or other.			
Ethnicity	2,776	5,133	7,909
Hispanic	64	67	131
Non-Hispanic	964	2,191	3,155
Unknown	1,748	2,875	4,623
Gender	2,776	5,133	7,909
Female	1,708	3,000	4,708
Male	1,066	2,133	3,199
Unknown	2	0	2



# COVID-19: Dade County vaccine summary

Vaccination data through Mar 7, 2021 as of Mar 8, 2021 at 12:05 AM

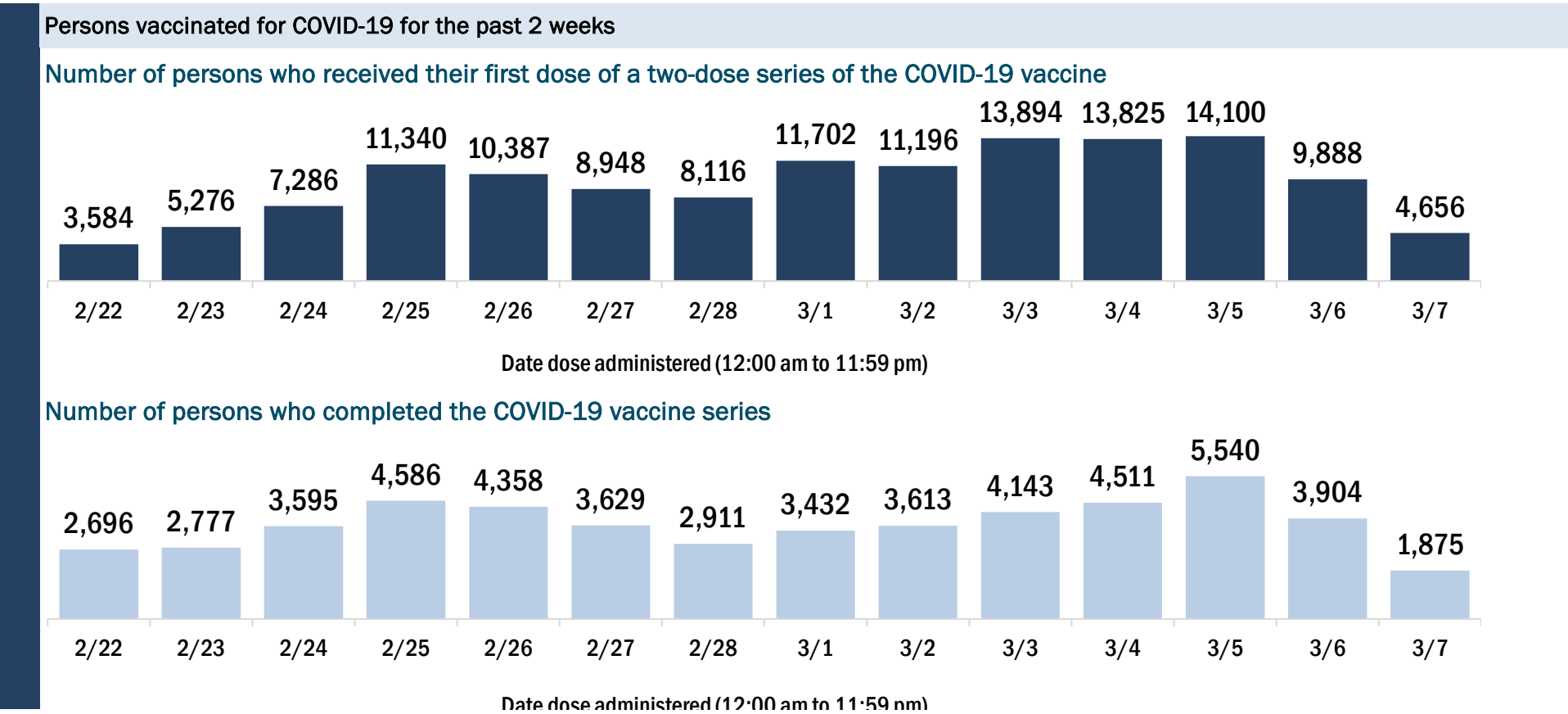
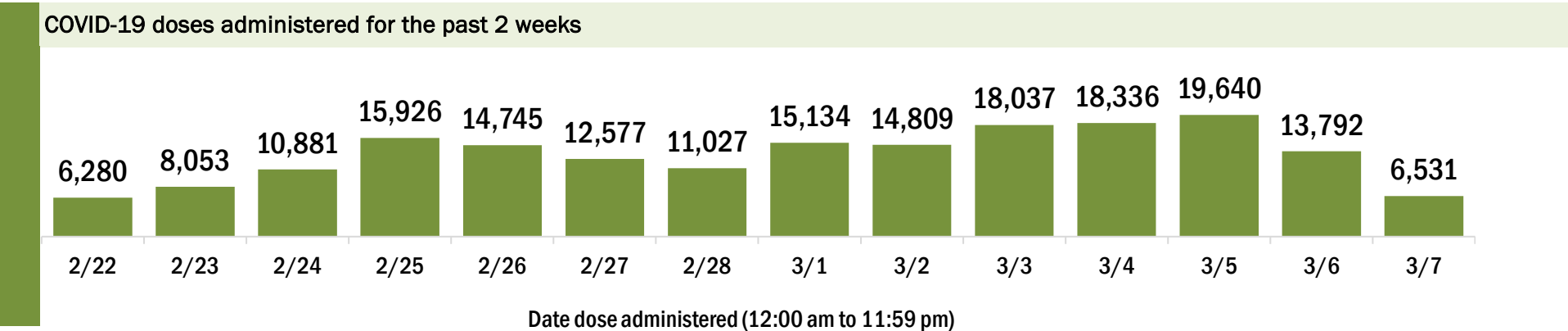
Data in this report are provisional and subject to change.

Data in this summary pertain to COVID-19 vaccines approved by the U.S. Food and Drug Administration and have been issued an Emergency Use Authorization (Janssen COVID-19 Vaccine, Moderna COVID-19 Vaccine and Pfizer-BioNTech COVID-19 Vaccine). These data summarize the number of people who have received either their first dose or have completed the series for a COVID-19 vaccine. **A person can only be counted in one category, first dose or series complete.** For persons receiving Moderna or Pfizer vaccines, once they receive their second dose, they are moved from the first dose column to the series completed column. **Because of this, the total first dose category may show a change from report to report not matching the total receiving their first dose from the previous day.** Persons receiving Johnson & Johnson vaccines will always be counted in the series completed column.

COVID-19 doses for vaccinated persons in Florida	
Doses administered	629,983
People receiving one dose of a 1-dose series (Johnson & Johnson) or receiving only one dose of a 2-dose series (Moderna, Pfizer) count once. Persons receiving both doses of a 2-dose series count twice.	

Current status of persons vaccinated for COVID-19 in Florida	
Total people vaccinated	420,198
First dose	206,949
Series completed	213,249
Completed 1-dose series	3,464
Completed 2-dose series	209,785
First dose: current number of people who have only received their first dose of the Moderna or Pfizer vaccine.	
Series complete: current number of people who have received both Moderna or Pfizer vaccine doses or one Johnson & Johnson dose and are considered fully immunized.	

Demographic summary	First dose	Series complete	Total people vaccinated
Age group	206,949	213,249	420,198
16-24 years	3,336	2,615	5,951
25-34 years	9,272	10,693	19,965
35-44 years	13,552	12,644	26,196
45-54 years	21,602	16,315	37,917
55-64 years	34,965	21,431	56,396
65-74 years	67,193	79,617	146,810
75-84 years	40,867	50,255	91,122
85+ years	16,162	19,679	35,841
Race	206,949	213,249	420,198
White	145,364	150,904	296,268
Black	14,971	16,301	31,272
American Indian/Alaskan	624	478	1,102
Other	22,104	23,132	45,236
Unknown	23,886	22,434	46,320
Other race includes Asian, native Hawaiian/Pacific Islander, or other.			
Ethnicity	206,949	213,249	420,198
Hispanic	122,832	103,467	226,299
Non-Hispanic	38,914	65,384	104,298
Unknown	45,203	44,398	89,601
Gender	206,949	213,249	420,198
Female	118,317	122,058	240,375
Male	86,228	91,071	177,299
Unknown	2,404	120	2,524



# COVID-19: Desoto County vaccine summary

Vaccination data through Mar 7, 2021 as of Mar 8, 2021 at 12:05 AM

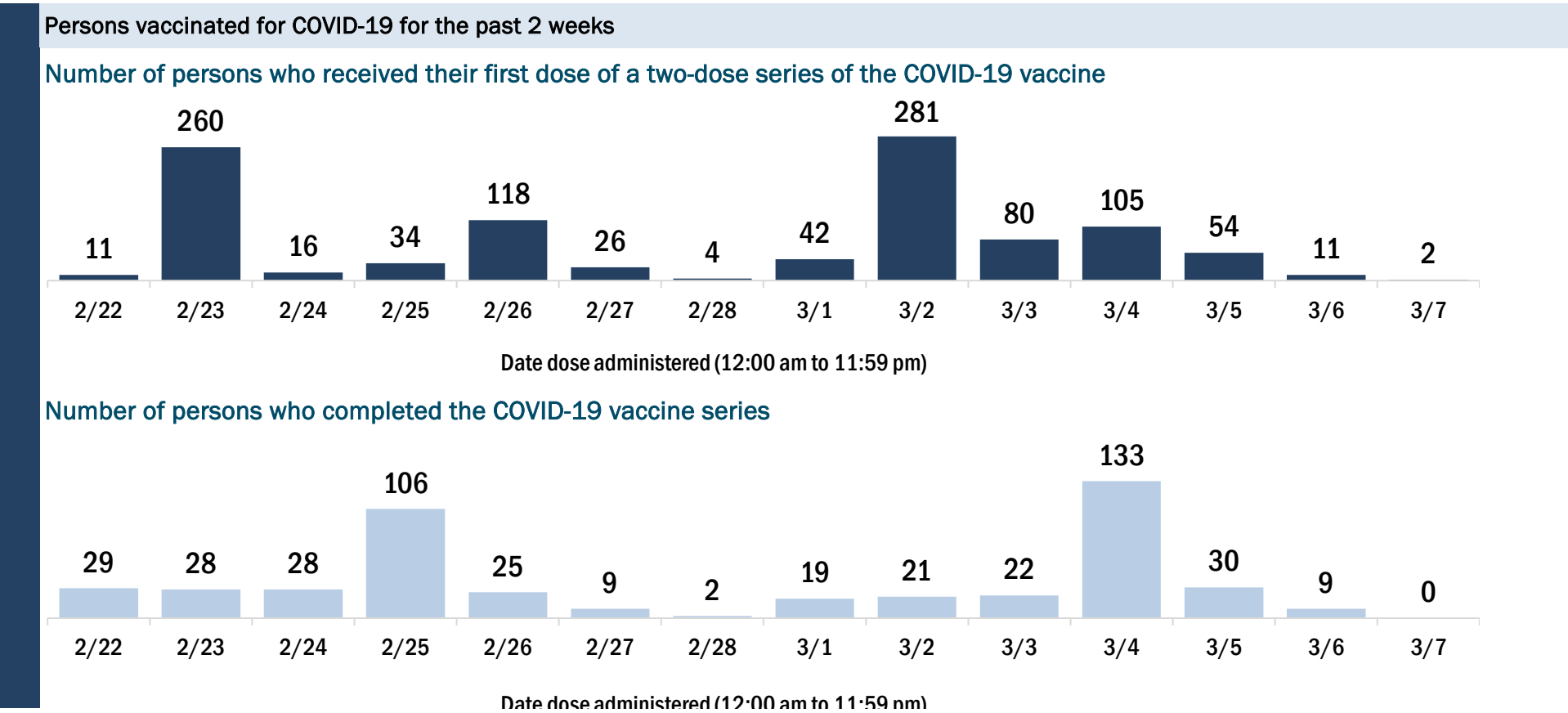
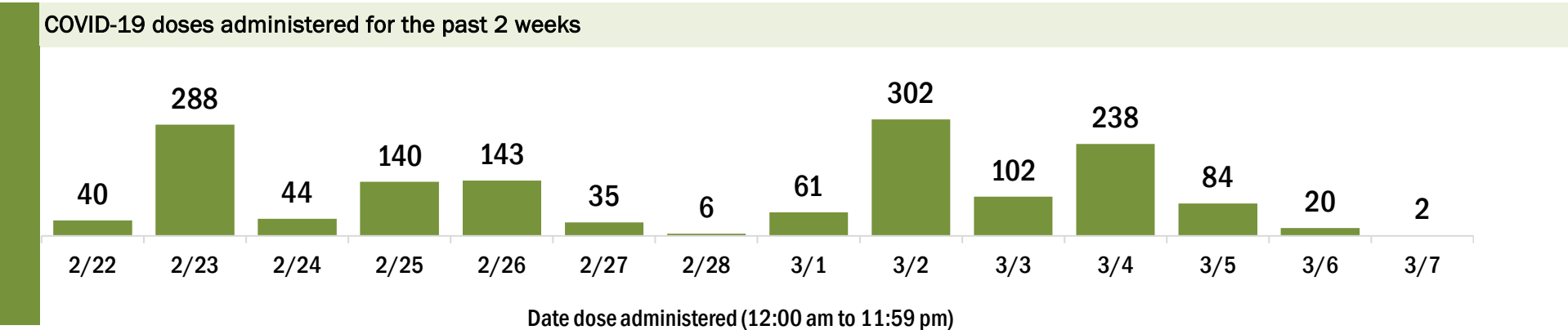
Data in this report are provisional and subject to change.

Data in this summary pertain to COVID-19 vaccines approved by the U.S. Food and Drug Administration and have been issued an Emergency Use Authorization (Janssen COVID-19 Vaccine, Moderna COVID-19 Vaccine and Pfizer-BioNTech COVID-19 Vaccine). These data summarize the number of people who have received either their first dose or have completed the series for a COVID-19 vaccine. **A person can only be counted in one category, first dose or series complete.** For persons receiving Moderna or Pfizer vaccines, once they receive their second dose, they are moved from the first dose column to the series completed column. **Because of this, the total first dose category may show a change from report to report not matching the total receiving their first dose from the previous day.** Persons receiving Johnson & Johnson vaccines will always be counted in the series completed column.

COVID-19 doses for vaccinated persons in Florida	
Doses administered	6,683
People receiving one dose of a 1-dose series (Johnson & Johnson) or receiving only one dose of a 2-dose series (Moderna, Pfizer) count once. Persons receiving both doses of a 2-dose series count twice.	

Current status of persons vaccinated for COVID-19 in Florida	
Total people vaccinated	4,472
First dose	2,259
Series completed	2,213
Completed 1-dose series	2
Completed 2-dose series	2,211
First dose: current number of people who have only received their first dose of the Moderna or Pfizer vaccine.	
Series complete: current number of people who have received both Moderna or Pfizer vaccine doses or one Johnson & Johnson dose and are considered fully immunized.	

Demographic summary	First dose	Series complete	Total people vaccinated
Age group	2,259	2,213	4,472
16-24 years	15	13	28
25-34 years	48	54	102
35-44 years	123	59	182
45-54 years	215	101	316
55-64 years	353	139	492
65-74 years	853	980	1,833
75-84 years	544	680	1,224
85+ years	108	187	295
Race	2,259	2,213	4,472
White	1,135	1,697	2,832
Black	137	66	203
American Indian/Alaskan	0	4	4
Other	163	156	319
Unknown	824	290	1,114
Other race includes Asian, native Hawaiian/Pacific Islander, or other.			
Ethnicity	2,259	2,213	4,472
Hispanic	73	40	113
Non-Hispanic	620	500	1,120
Unknown	1,566	1,673	3,239
Gender	2,259	2,213	4,472
Female	1,006	1,238	2,244
Male	1,253	975	2,228
Unknown	0	0	0



# COVID-19: Dixie County vaccine summary

Vaccination data through Mar 7, 2021 as of Mar 8, 2021 at 12:05 AM

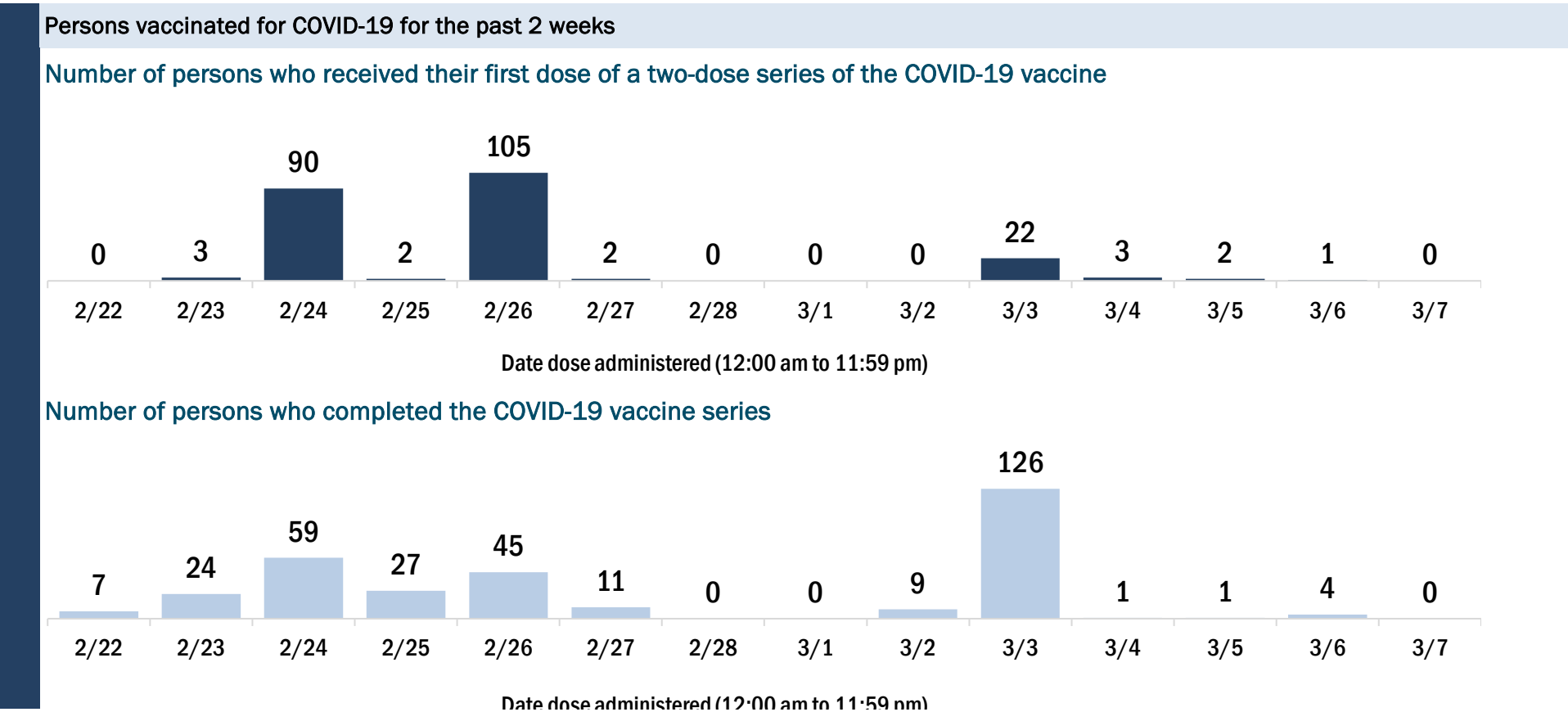
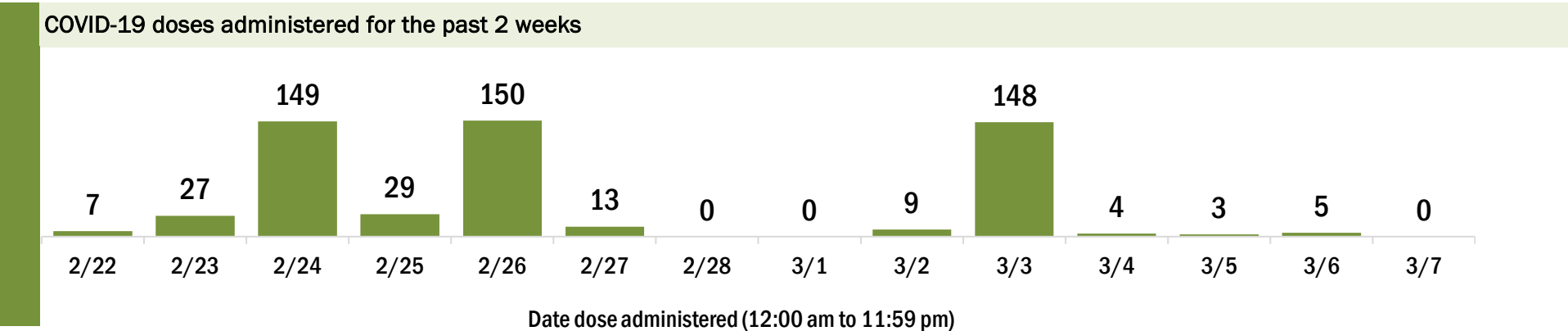
Data in this report are provisional and subject to change.

Data in this summary pertain to COVID-19 vaccines approved by the U.S. Food and Drug Administration and have been issued an Emergency Use Authorization (Janssen COVID-19 Vaccine, Moderna COVID-19 Vaccine and Pfizer-BioNTech COVID-19 Vaccine). These data summarize the number of people who have received either their first dose or have completed the series for a COVID-19 vaccine. **A person can only be counted in one category, first dose or series complete.** For persons receiving Moderna or Pfizer vaccines, once they receive their second dose, they are moved from the first dose column to the series completed column. **Because of this, the total first dose category may show a change from report to report not matching the total receiving their first dose from the previous day.** Persons receiving Johnson & Johnson vaccines will always be counted in the series completed column.

COVID-19 doses for vaccinated persons in Florida	
Doses administered	2,783
People receiving one dose of a 1-dose series (Johnson & Johnson) or receiving only one dose of a 2-dose series (Moderna, Pfizer) count once. Persons receiving both doses of a 2-dose series count twice.	

Current status of persons vaccinated for COVID-19 in Florida	
Total people vaccinated	1,768
First dose	752
Series completed	1,016
Completed 1-dose series	1
Completed 2-dose series	1,015
<b>First dose:</b> current number of people who have only received their first dose of the Moderna or Pfizer vaccine.	
<b>Series complete:</b> current number of people who have received both Moderna or Pfizer vaccine doses or one Johnson & Johnson dose and are considered fully immunized.	

Demographic summary	First dose	Series complete	Total people vaccinated
Age group	752	1,016	1,768
16-24 years	1	3	4
25-34 years	7	14	21
35-44 years	19	21	40
45-54 years	21	23	44
55-64 years	67	57	124
65-74 years	355	498	853
75-84 years	233	310	543
85+ years	49	90	139
Race	752	1,016	1,768
White	648	855	1,503
Black	30	30	60
American Indian/Alaskan	18	9	27
Other	23	34	57
Unknown	33	88	121
Other race includes Asian, native Hawaiian/Pacific Islander, or other.			
Ethnicity	752	1,016	1,768
Hispanic	16	13	29
Non-Hispanic	518	622	1,140
Unknown	218	381	599
Gender	752	1,016	1,768
Female	408	539	947
Male	344	477	821
Unknown	0	0	0





# COVID-19: Duval County vaccine summary

Vaccination data through Mar 7, 2021 as of Mar 8, 2021 at 12:05 AM

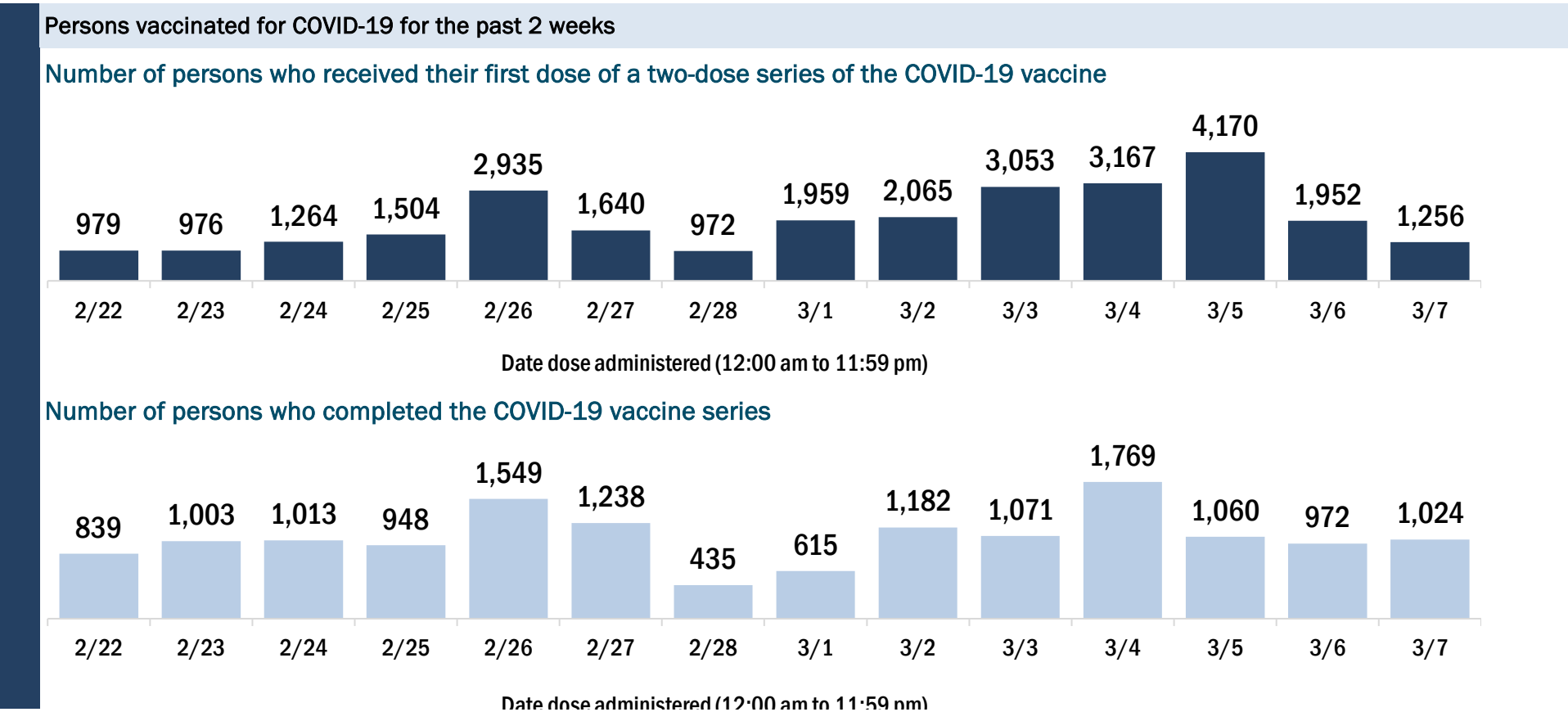
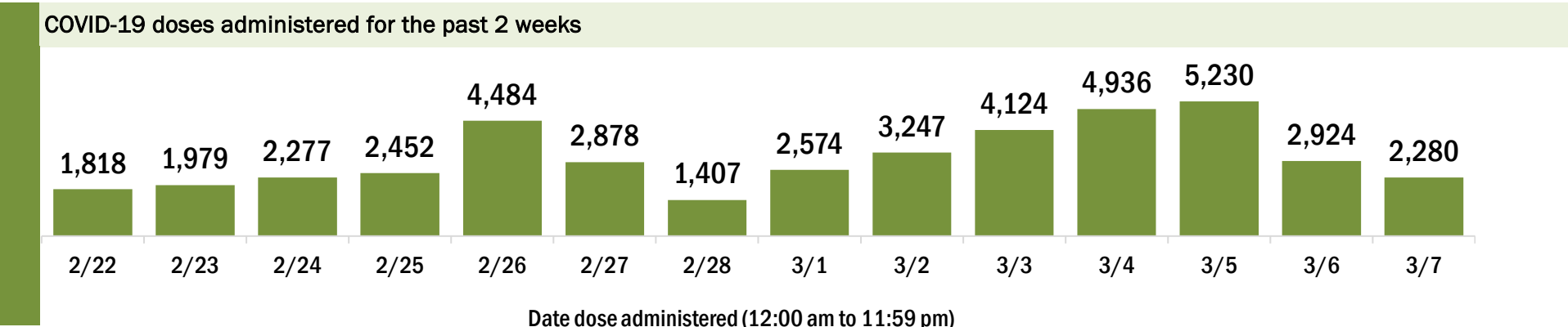
Data in this report are provisional and subject to change.

Data in this summary pertain to COVID-19 vaccines approved by the U.S. Food and Drug Administration and have been issued an Emergency Use Authorization (Janssen COVID-19 Vaccine, Moderna COVID-19 Vaccine and Pfizer-BioNTech COVID-19 Vaccine). These data summarize the number of people who have received either their first dose or have completed the series for a COVID-19 vaccine. **A person can only be counted in one category, first dose or series complete.** For persons receiving Moderna or Pfizer vaccines, once they receive their second dose, they are moved from the first dose column to the series completed column. **Because of this, the total first dose category may show a change from report to report not matching the total receiving their first dose from the previous day.** Persons receiving Johnson & Johnson vaccines will always be counted in the series completed column.

COVID-19 doses for vaccinated persons in Florida	
Doses administered	227,914
People receiving one dose of a 1-dose series (Johnson & Johnson) or receiving only one dose of a 2-dose series (Moderna, Pfizer) count once. Persons receiving both doses of a 2-dose series count twice.	

Current status of persons vaccinated for COVID-19 in Florida	
Total people vaccinated	142,855
First dose	57,064
Series completed	85,791
Completed 1-dose series	732
Completed 2-dose series	85,059
<b>First dose:</b> current number of people who have only received their first dose of the Moderna or Pfizer vaccine.	
<b>Series complete:</b> current number of people who have received both Moderna or Pfizer vaccine doses or one Johnson & Johnson dose and are considered fully immunized.	

Demographic summary	First dose	Series complete	Total people vaccinated
Age group	57,064	85,791	142,855
16-24 years	1,236	1,441	2,677
25-34 years	3,286	5,684	8,970
35-44 years	4,073	6,058	10,131
45-54 years	5,955	6,755	12,710
55-64 years	10,694	8,934	19,628
65-74 years	20,114	34,471	54,585
75-84 years	8,547	16,568	25,115
85+ years	3,159	5,880	9,039
Race	57,064	85,791	142,855
White	30,248	51,401	81,649
Black	10,918	12,224	23,142
American Indian/Alaskan	143	261	404
Other	5,706	11,934	17,640
Unknown	10,049	9,971	20,020
Other race includes Asian, native Hawaiian/Pacific Islander, or other.			
Ethnicity	57,064	85,791	142,855
Hispanic	2,672	2,486	5,158
Non-Hispanic	35,575	54,884	90,459
Unknown	18,817	28,421	47,238
Gender	57,064	85,791	142,855
Female	32,727	50,736	83,463
Male	22,128	35,018	57,146
Unknown	2,209	37	2,246



# COVID-19: Escambia County vaccine summary

Vaccination data through Mar 7, 2021 as of Mar 8, 2021 at 12:05 AM

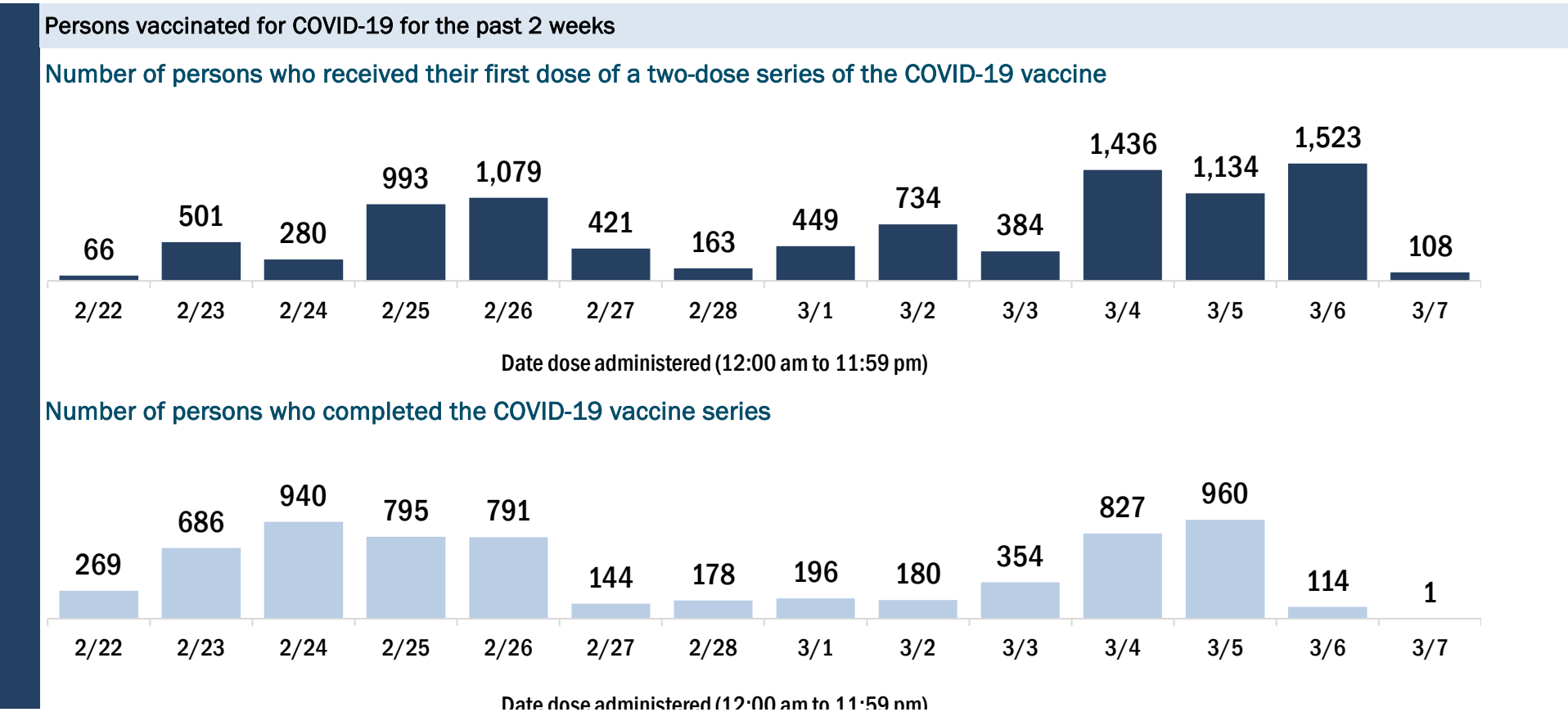
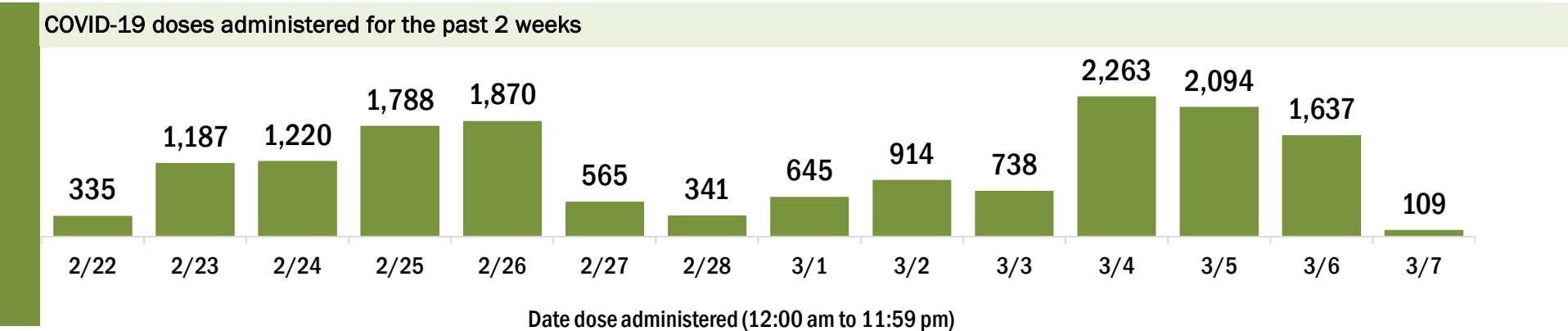
Data in this report are provisional and subject to change.

Data in this summary pertain to COVID-19 vaccines approved by the U.S. Food and Drug Administration and have been issued an Emergency Use Authorization (Janssen COVID-19 Vaccine, Moderna COVID-19 Vaccine and Pfizer-BioNTech COVID-19 Vaccine). These data summarize the number of people who have received either their first dose or have completed the series for a COVID-19 vaccine. **A person can only be counted in one category, first dose or series complete.** For persons receiving Moderna or Pfizer vaccines, once they receive their second dose, they are moved from the first dose column to the series completed column. **Because of this, the total first dose category may show a change from report to report not matching the total receiving their first dose from the previous day.** Persons receiving Johnson & Johnson vaccines will always be counted in the series completed column.

COVID-19 doses for vaccinated persons in Florida	
Doses administered	73,441
People receiving one dose of a 1-dose series (Johnson & Johnson) or receiving only one dose of a 2-dose series (Moderna, Pfizer) count once. Persons receiving both doses of a 2-dose series count twice.	

Current status of persons vaccinated for COVID-19 in Florida	
Total people vaccinated	47,678
First dose	21,910
Series completed	25,768
Completed 1-dose series	5
Completed 2-dose series	25,763
First dose: current number of people who have only received their first dose of the Moderna or Pfizer vaccine.	
Series complete: current number of people who have received both Moderna or Pfizer vaccine doses or one Johnson & Johnson dose and are considered fully immunized.	

Demographic summary	First dose	Series complete	Total people vaccinated
Age group	21,910	25,768	47,678
16-24 years	378	319	697
25-34 years	1,143	1,147	2,290
35-44 years	1,343	1,352	2,695
45-54 years	2,128	1,554	3,682
55-64 years	3,898	2,210	6,108
65-74 years	7,500	10,704	18,204
75-84 years	4,072	6,103	10,175
85+ years	1,448	2,379	3,827
Race	21,910	25,768	47,678
White	11,801	15,540	27,341
Black	3,328	2,702	6,030
American Indian/Alaskan	147	123	270
Other	1,683	3,197	4,880
Unknown	4,951	4,206	9,157
Other race includes Asian, native Hawaiian/Pacific Islander, or other.			
Ethnicity	21,910	25,768	47,678
Hispanic	444	261	705
Non-Hispanic	11,912	14,524	26,436
Unknown	9,554	10,983	20,537
Gender	21,910	25,768	47,678
Female	13,187	15,376	28,563
Male	8,681	10,392	19,073
Unknown	42	0	42



# COVID-19: Flagler County vaccine summary

Vaccination data through Mar 7, 2021 as of Mar 8, 2021 at 12:05 AM

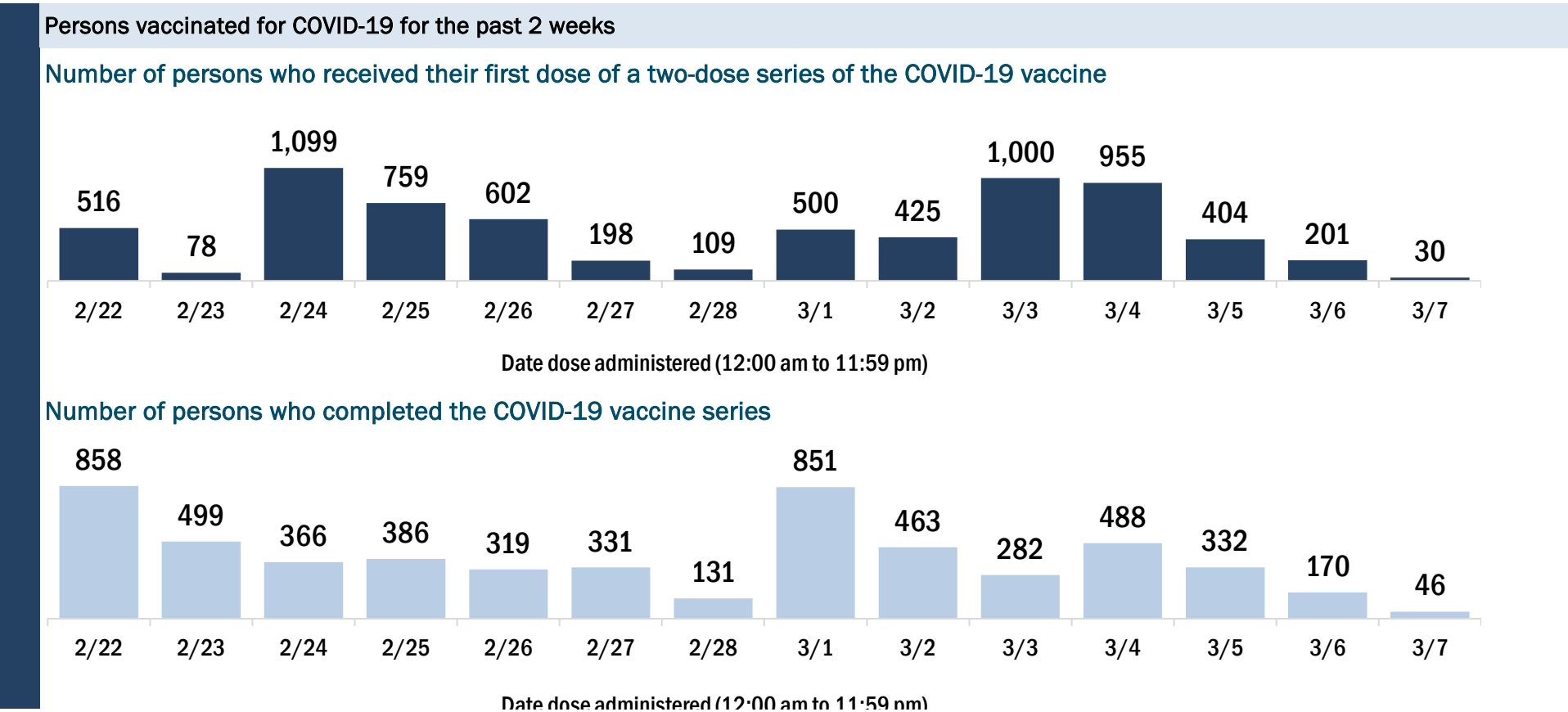
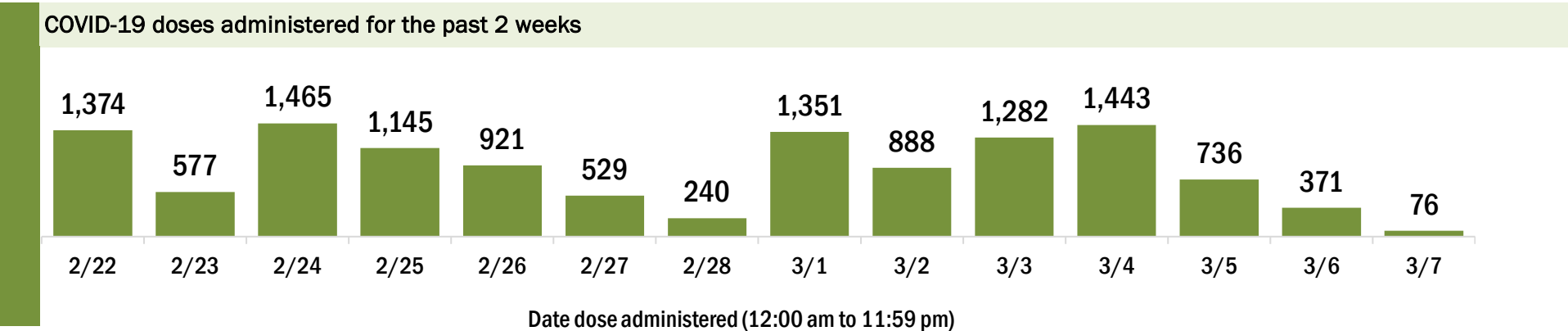
Data in this report are provisional and subject to change.

Data in this summary pertain to COVID-19 vaccines approved by the U.S. Food and Drug Administration and have been issued an Emergency Use Authorization (Janssen COVID-19 Vaccine, Moderna COVID-19 Vaccine and Pfizer-BioNTech COVID-19 Vaccine). These data summarize the number of people who have received either their first dose or have completed the series for a COVID-19 vaccine. **A person can only be counted in one category, first dose or series complete.** For persons receiving Moderna or Pfizer vaccines, once they receive their second dose, they are moved from the first dose column to the series completed column. **Because of this, the total first dose category may show a change from report to report not matching the total receiving their first dose from the previous day.** Persons receiving Johnson & Johnson vaccines will always be counted in the series completed column.

COVID-19 doses for vaccinated persons in Florida	
Doses administered	39,149
People receiving one dose of a 1-dose series (Johnson & Johnson) or receiving only one dose of a 2-dose series (Moderna, Pfizer) count once. Persons receiving both doses of a 2-dose series count twice.	

Current status of persons vaccinated for COVID-19 in Florida	
Total people vaccinated	26,946
First dose	14,700
Series completed	12,246
Completed 1-dose series	43
Completed 2-dose series	12,203
First dose: current number of people who have only received their first dose of the Moderna or Pfizer vaccine.	
Series complete: current number of people who have received both Moderna or Pfizer vaccine doses or one Johnson & Johnson dose and are considered fully immunized.	

Demographic summary	First dose	Series complete	Total people vaccinated
Age group	14,700	12,246	26,946
16-24 years	83	87	170
25-34 years	166	257	423
35-44 years	259	461	720
45-54 years	471	591	1,062
55-64 years	1,236	938	2,174
65-74 years	6,846	5,949	12,795
75-84 years	4,347	3,178	7,525
85+ years	1,292	785	2,077
Race	14,700	12,246	26,946
White	10,065	7,442	17,507
Black	1,062	452	1,514
American Indian/Alaskan	110	53	163
Other	989	1,695	2,684
Unknown	2,474	2,604	5,078
Other race includes Asian, native Hawaiian/Pacific Islander, or other.			
Ethnicity	14,700	12,246	26,946
Hispanic	807	239	1,046
Non-Hispanic	8,848	5,533	14,381
Unknown	5,045	6,474	11,519
Gender	14,700	12,246	26,946
Female	8,044	6,931	14,975
Male	6,510	5,261	11,771
Unknown	146	54	200



# COVID-19: Franklin County vaccine summary

Vaccination data through Mar 7, 2021 as of Mar 8, 2021 at 12:05 AM

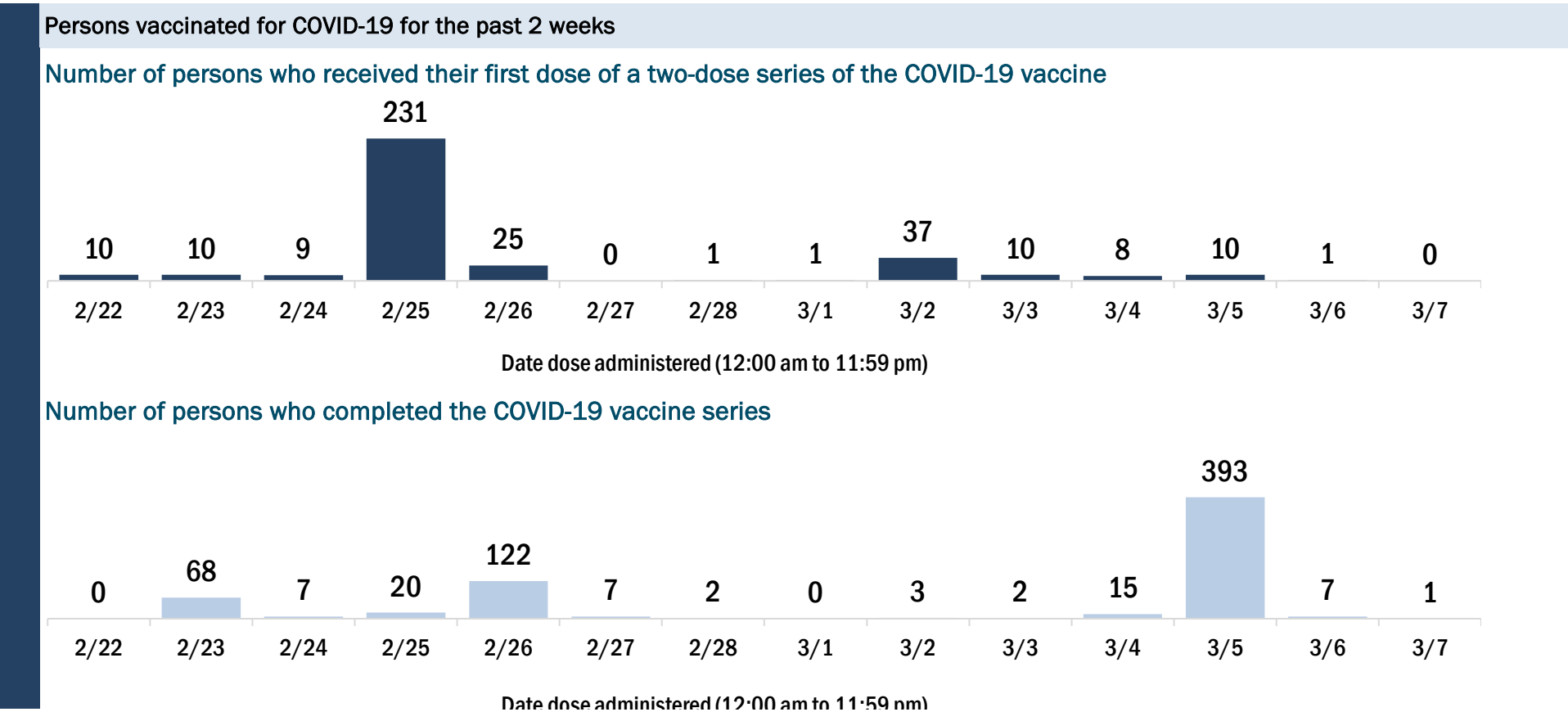
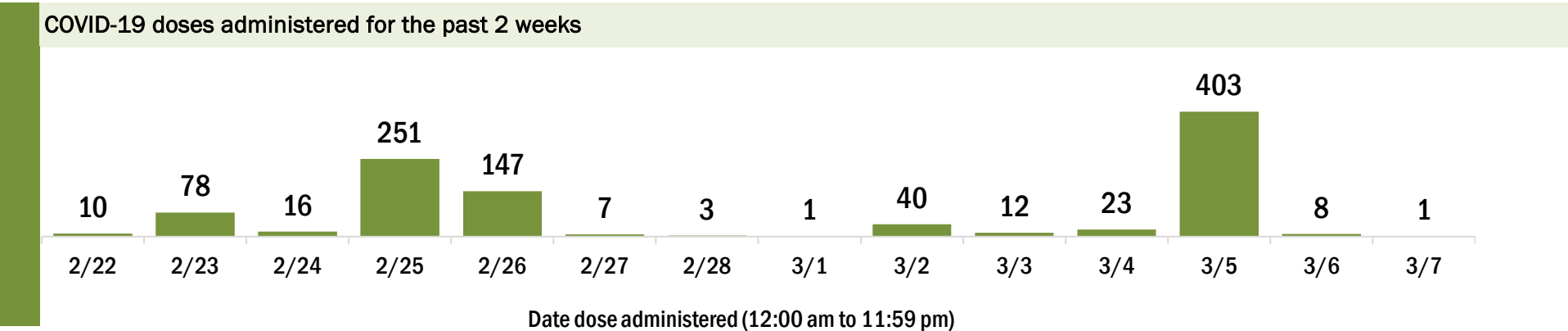
Data in this report are provisional and subject to change.

Data in this summary pertain to COVID-19 vaccines approved by the U.S. Food and Drug Administration and have been issued an Emergency Use Authorization (Janssen COVID-19 Vaccine, Moderna COVID-19 Vaccine and Pfizer-BioNTech COVID-19 Vaccine). These data summarize the number of people who have received either their first dose or have completed the series for a COVID-19 vaccine. **A person can only be counted in one category, first dose or series complete.** For persons receiving Moderna or Pfizer vaccines, once they receive their second dose, they are moved from the first dose column to the series completed column. **Because of this, the total first dose category may show a change from report to report not matching the total receiving their first dose from the previous day.** Persons receiving Johnson & Johnson vaccines will always be counted in the series completed column.

COVID-19 doses for vaccinated persons in Florida	
Doses administered	4,281
People receiving one dose of a 1-dose series (Johnson & Johnson) or receiving only one dose of a 2-dose series (Moderna, Pfizer) count once. Persons receiving both doses of a 2-dose series count twice.	

Current status of persons vaccinated for COVID-19 in Florida	
Total people vaccinated	2,441
First dose	600
Series completed	1,841
Completed 1-dose series	1
Completed 2-dose series	1,840
First dose: current number of people who have only received their first dose of the Moderna or Pfizer vaccine.	
Series complete: current number of people who have received both Moderna or Pfizer vaccine doses or one Johnson & Johnson dose and are considered fully immunized.	

Demographic summary	First dose	Series complete	Total people vaccinated
Age group	600	1,841	2,441
16-24 years	3	9	12
25-34 years	18	17	35
35-44 years	17	29	46
45-54 years	39	65	104
55-64 years	114	182	296
65-74 years	272	966	1,238
75-84 years	109	482	591
85+ years	28	91	119
Race	600	1,841	2,441
White	518	1,659	2,177
Black	32	72	104
American Indian/Alaskan	0	6	6
Other	22	82	104
Unknown	28	22	50
Other race includes Asian, native Hawaiian/Pacific Islander, or other.			
Ethnicity	600	1,841	2,441
Hispanic	7	13	20
Non-Hispanic	439	1,436	1,875
Unknown	154	392	546
Gender	600	1,841	2,441
Female	321	959	1,280
Male	279	882	1,161
Unknown	0	0	0





# COVID-19: Gadsden County vaccine summary

Vaccination data through Mar 7, 2021 as of Mar 8, 2021 at 12:05 AM

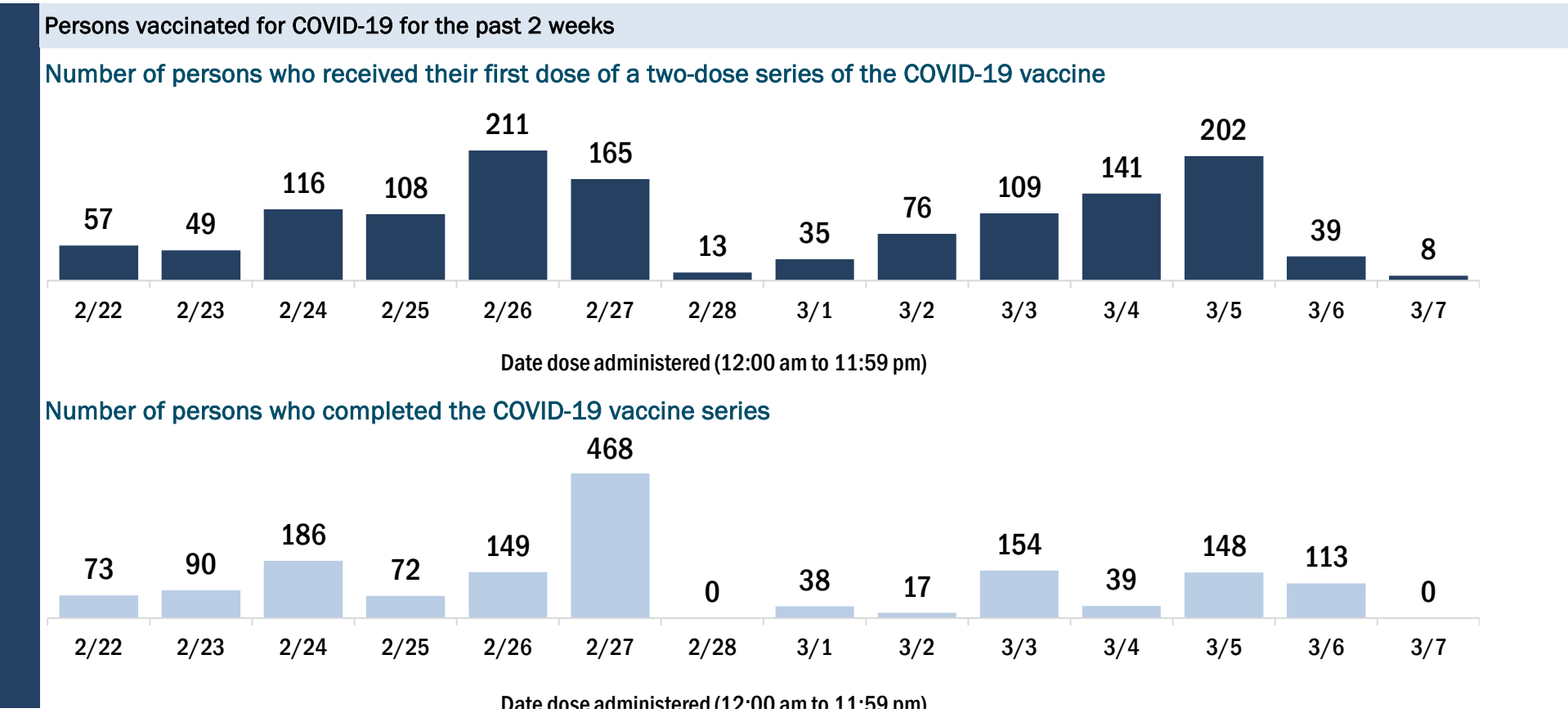
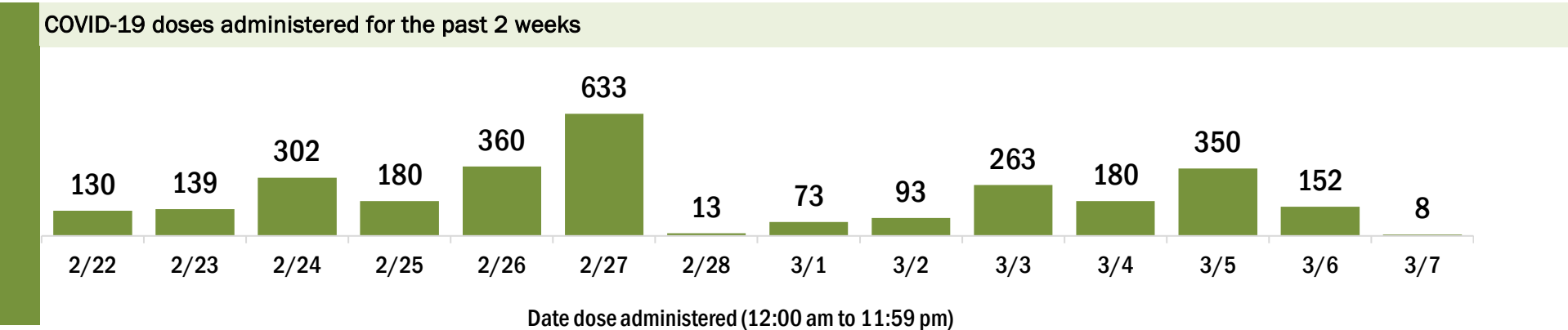
Data in this report are provisional and subject to change.

Data in this summary pertain to COVID-19 vaccines approved by the U.S. Food and Drug Administration and have been issued an Emergency Use Authorization (Janssen COVID-19 Vaccine, Moderna COVID-19 Vaccine and Pfizer-BioNTech COVID-19 Vaccine). These data summarize the number of people who have received either their first dose or have completed the series for a COVID-19 vaccine. **A person can only be counted in one category, first dose or series complete.** For persons receiving Moderna or Pfizer vaccines, once they receive their second dose, they are moved from the first dose column to the series completed column. **Because of this, the total first dose category may show a change from report to report not matching the total receiving their first dose from the previous day.** Persons receiving Johnson & Johnson vaccines will always be counted in the series completed column.

COVID-19 doses for vaccinated persons in Florida	
Doses administered	13,649
People receiving one dose of a 1-dose series (Johnson & Johnson) or receiving only one dose of a 2-dose series (Moderna, Pfizer) count once. Persons receiving both doses of a 2-dose series count twice.	

Current status of persons vaccinated for COVID-19 in Florida	
Total people vaccinated	8,187
First dose	2,720
Series completed	5,467
Completed 1-dose series	5
Completed 2-dose series	5,462
<b>First dose:</b> current number of people who have only received their first dose of the Moderna or Pfizer vaccine.	
<b>Series complete:</b> current number of people who have received both Moderna or Pfizer vaccine doses or one Johnson & Johnson dose and are considered fully immunized.	

Demographic summary	First dose	Series complete	Total people vaccinated
Age group	2,720	5,467	8,187
16-24 years	32	42	74
25-34 years	85	106	191
35-44 years	169	196	365
45-54 years	334	323	657
55-64 years	673	530	1,203
65-74 years	894	2,540	3,434
75-84 years	406	1,292	1,698
85+ years	127	438	565
Race	2,720	5,467	8,187
White	882	2,186	3,068
Black	1,196	2,002	3,198
American Indian/Alaskan	4	12	16
Other	302	885	1,187
Unknown	336	382	718
Other race includes Asian, native Hawaiian/Pacific Islander, or other.			
Ethnicity	2,720	5,467	8,187
Hispanic	77	114	191
Non-Hispanic	1,726	3,422	5,148
Unknown	917	1,931	2,848
Gender	2,720	5,467	8,187
Female	1,630	3,272	4,902
Male	1,090	2,195	3,285
Unknown	0	0	0



# COVID-19: Gilchrist County vaccine summary

Vaccination data through Mar 7, 2021 as of Mar 8, 2021 at 12:05 AM

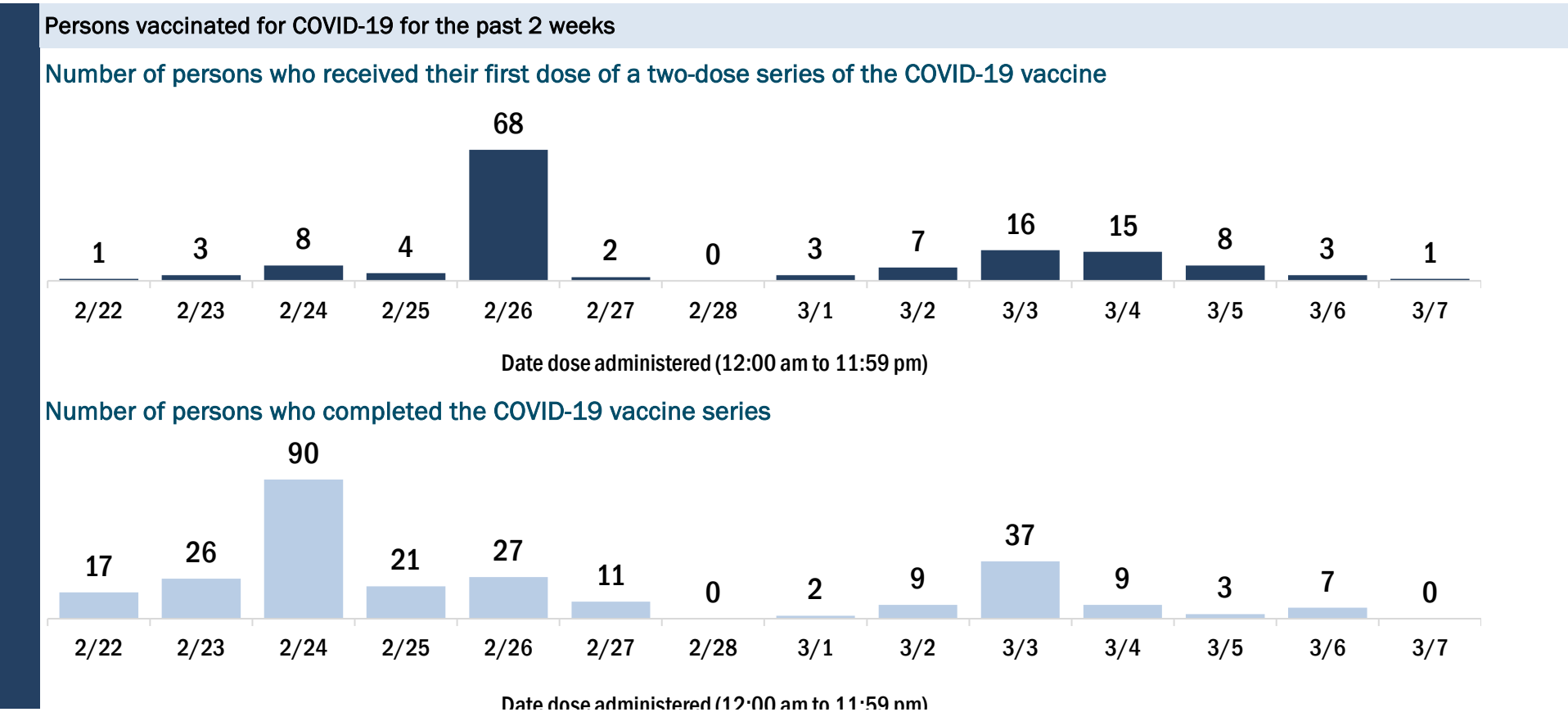
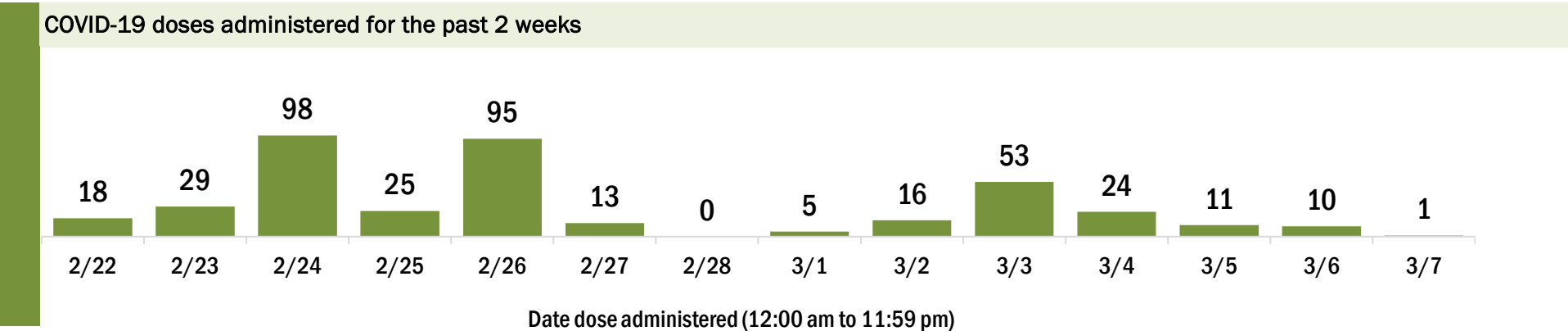
Data in this report are provisional and subject to change.

Data in this summary pertain to COVID-19 vaccines approved by the U.S. Food and Drug Administration and have been issued an Emergency Use Authorization (Janssen COVID-19 Vaccine, Moderna COVID-19 Vaccine and Pfizer-BioNTech COVID-19 Vaccine). These data summarize the number of people who have received either their first dose or have completed the series for a COVID-19 vaccine. **A person can only be counted in one category, first dose or series complete.** For persons receiving Moderna or Pfizer vaccines, once they receive their second dose, they are moved from the first dose column to the series completed column. **Because of this, the total first dose category may show a change from report to report not matching the total receiving their first dose from the previous day.** Persons receiving Johnson & Johnson vaccines will always be counted in the series completed column.

COVID-19 doses for vaccinated persons in Florida	
Doses administered	3,257
People receiving one dose of a 1-dose series (Johnson & Johnson) or receiving only one dose of a 2-dose series (Moderna, Pfizer) count once. Persons receiving both doses of a 2-dose series count twice.	

Current status of persons vaccinated for COVID-19 in Florida	
Total people vaccinated	1,880
First dose	502
Series completed	1,378
Completed 1-dose series	1
Completed 2-dose series	1,377
<b>First dose:</b> current number of people who have only received their first dose of the Moderna or Pfizer vaccine.	
<b>Series complete:</b> current number of people who have received both Moderna or Pfizer vaccine doses or one Johnson & Johnson dose and are considered fully immunized.	

Demographic summary	First dose	Series complete	Total people vaccinated
Age group	502	1,378	1,880
16-24 years	8	28	36
25-34 years	7	42	49
35-44 years	14	54	68
45-54 years	22	81	103
55-64 years	61	103	164
65-74 years	234	530	764
75-84 years	121	396	517
85+ years	35	144	179
Race	502	1,378	1,880
White	342	877	1,219
Black	6	13	19
American Indian/Alaskan	1	3	4
Other	55	146	201
Unknown	98	339	437
Other race includes Asian, native Hawaiian/Pacific Islander, or other.			
Ethnicity	502	1,378	1,880
Hispanic	1	12	13
Non-Hispanic	139	464	603
Unknown	362	902	1,264
Gender	502	1,378	1,880
Female	313	825	1,138
Male	189	553	742
Unknown	0	0	0



# COVID-19: Glades County vaccine summary

Vaccination data through Mar 7, 2021 as of Mar 8, 2021 at 12:05 AM

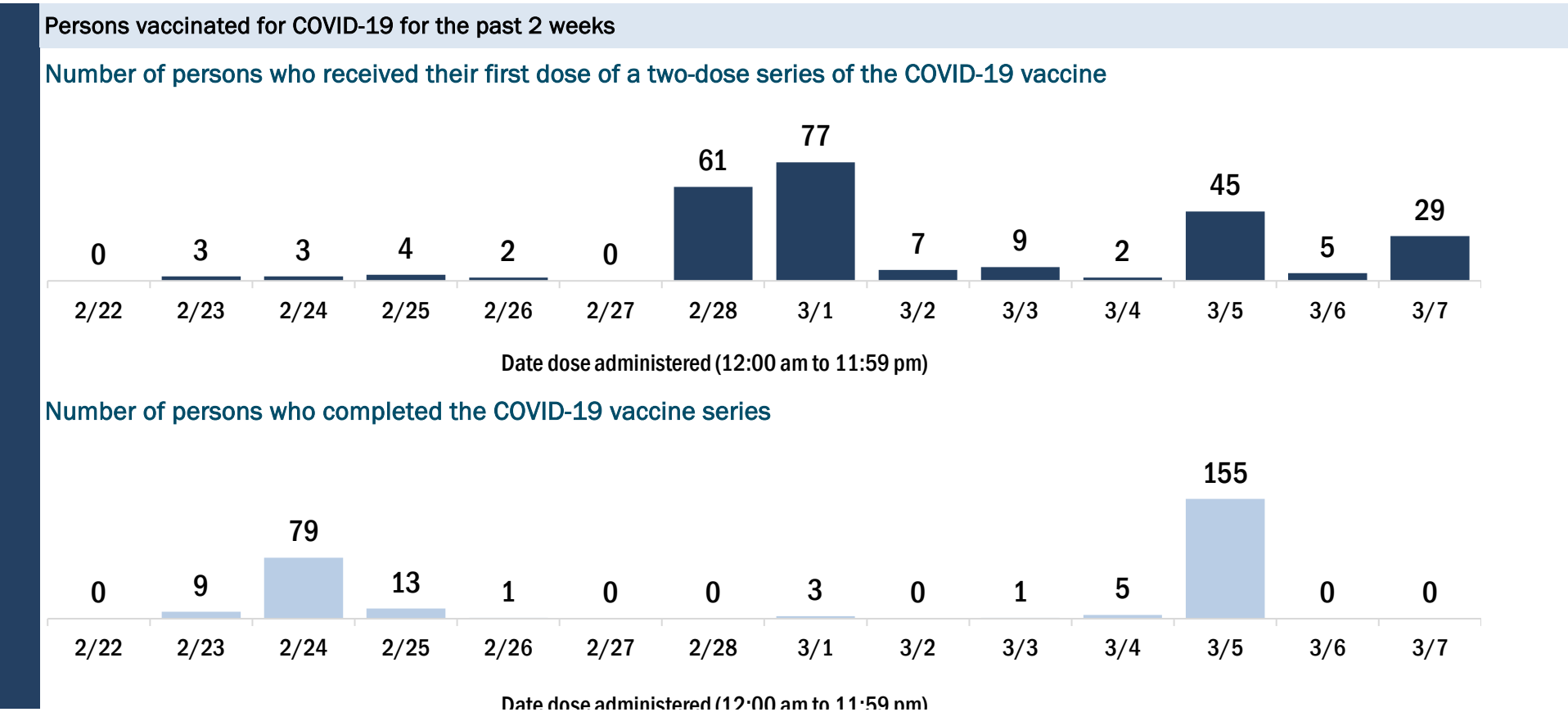
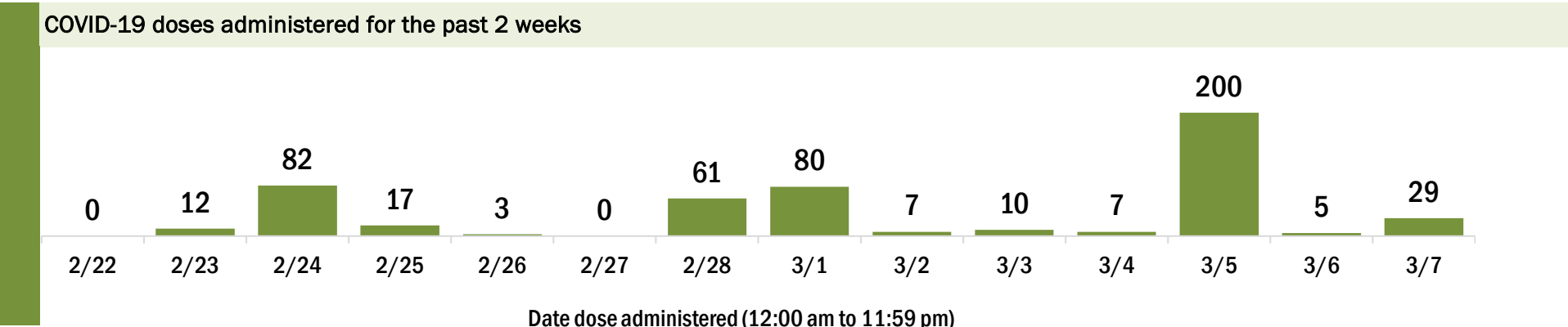
Data in this report are provisional and subject to change.

Data in this summary pertain to COVID-19 vaccines approved by the U.S. Food and Drug Administration and have been issued an Emergency Use Authorization (Janssen COVID-19 Vaccine, Moderna COVID-19 Vaccine and Pfizer-BioNTech COVID-19 Vaccine). These data summarize the number of people who have received either their first dose or have completed the series for a COVID-19 vaccine. **A person can only be counted in one category, first dose or series complete.** For persons receiving Moderna or Pfizer vaccines, once they receive their second dose, they are moved from the first dose column to the series completed column. **Because of this, the total first dose category may show a change from report to report not matching the total receiving their first dose from the previous day.** Persons receiving Johnson & Johnson vaccines will always be counted in the series completed column.

COVID-19 doses for vaccinated persons in Florida	
Doses administered	2,003
People receiving one dose of a 1-dose series (Johnson & Johnson) or receiving only one dose of a 2-dose series (Moderna, Pfizer) count once. Persons receiving both doses of a 2-dose series count twice.	

Current status of persons vaccinated for COVID-19 in Florida	
Total people vaccinated	1,257
First dose	511
Series completed	746
Completed 1-dose series	0
Completed 2-dose series	746
<b>First dose:</b> current number of people who have only received their first dose of the Moderna or Pfizer vaccine.	
<b>Series complete:</b> current number of people who have received both Moderna or Pfizer vaccine doses or one Johnson & Johnson dose and are considered fully immunized.	

Demographic summary	First dose	Series complete	Total people vaccinated
Age group	511	746	1,257
16-24 years	3	0	3
25-34 years	7	3	10
35-44 years	2	4	6
45-54 years	20	14	34
55-64 years	74	33	107
65-74 years	237	342	579
75-84 years	151	287	438
85+ years	17	63	80
Race	511	746	1,257
White	385	573	958
Black	14	31	45
American Indian/Alaskan	2	4	6
Other	24	38	62
Unknown	86	100	186
Other race includes Asian, native Hawaiian/Pacific Islander, or other.			
Ethnicity	511	746	1,257
Hispanic	10	17	27
Non-Hispanic	205	294	499
Unknown	296	435	731
Gender	511	746	1,257
Female	264	376	640
Male	247	370	617
Unknown	0	0	0



# COVID-19: Gulf County vaccine summary

Vaccination data through Mar 7, 2021 as of Mar 8, 2021 at 12:05 AM

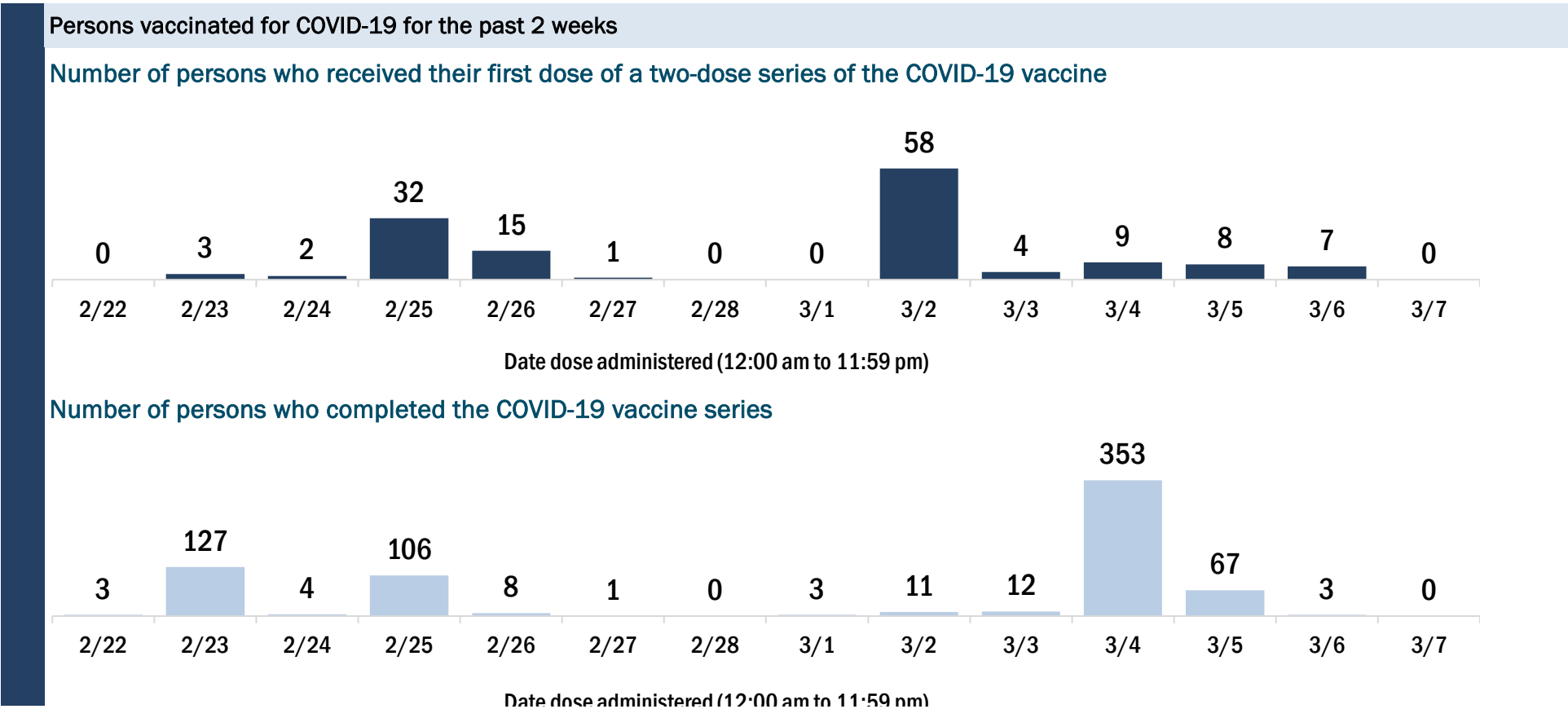
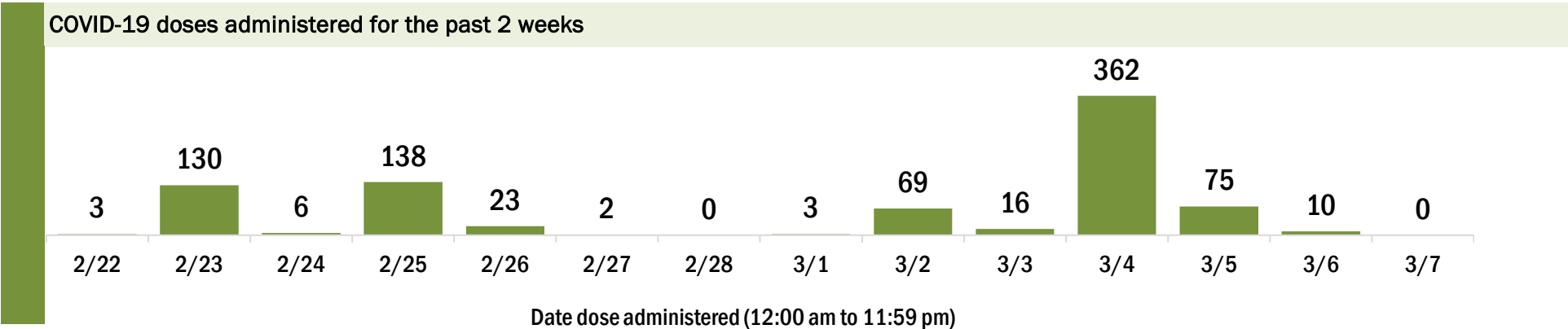
Data in this report are provisional and subject to change.

Data in this summary pertain to COVID-19 vaccines approved by the U.S. Food and Drug Administration and have been issued an Emergency Use Authorization (Janssen COVID-19 Vaccine, Moderna COVID-19 Vaccine and Pfizer-BioNTech COVID-19 Vaccine). These data summarize the number of people who have received either their first dose or have completed the series for a COVID-19 vaccine. **A person can only be counted in one category, first dose or series complete.** For persons receiving Moderna or Pfizer vaccines, once they receive their second dose, they are moved from the first dose column to the series completed column. **Because of this, the total first dose category may show a change from report to report not matching the total receiving their first dose from the previous day.** Persons receiving Johnson & Johnson vaccines will always be counted in the series completed column.

COVID-19 doses for vaccinated persons in Florida	
Doses administered	4,587
People receiving one dose of a 1-dose series (Johnson & Johnson) or receiving only one dose of a 2-dose series (Moderna, Pfizer) count once. Persons receiving both doses of a 2-dose series count twice.	

Current status of persons vaccinated for COVID-19 in Florida	
Total people vaccinated	2,635
First dose	683
Series completed	1,952
Completed 1-dose series	0
Completed 2-dose series	1,952
<b>First dose:</b> current number of people who have only received their first dose of the Moderna or Pfizer vaccine.	
<b>Series complete:</b> current number of people who have received both Moderna or Pfizer vaccine doses or one Johnson & Johnson dose and are considered fully immunized.	

Demographic summary	First dose	Series complete	Total people vaccinated
Age group	683	1,952	2,635
16-24 years	11	8	19
25-34 years	22	23	45
35-44 years	31	36	67
45-54 years	47	71	118
55-64 years	101	121	222
65-74 years	292	1,060	1,352
75-84 years	152	489	641
85+ years	27	144	171
Race	683	1,952	2,635
White	555	1,777	2,332
Black	43	91	134
American Indian/Alaskan	3	5	8
Other	47	37	84
Unknown	35	42	77
Other race includes Asian, native Hawaiian/Pacific Islander, or other.			
Ethnicity	683	1,952	2,635
Hispanic	8	10	18
Non-Hispanic	371	1,514	1,885
Unknown	304	428	732
Gender	683	1,952	2,635
Female	373	1,022	1,395
Male	310	930	1,240
Unknown	0	0	0





# COVID-19: Hamilton County vaccine summary

Vaccination data through Mar 7, 2021 as of Mar 8, 2021 at 12:05 AM

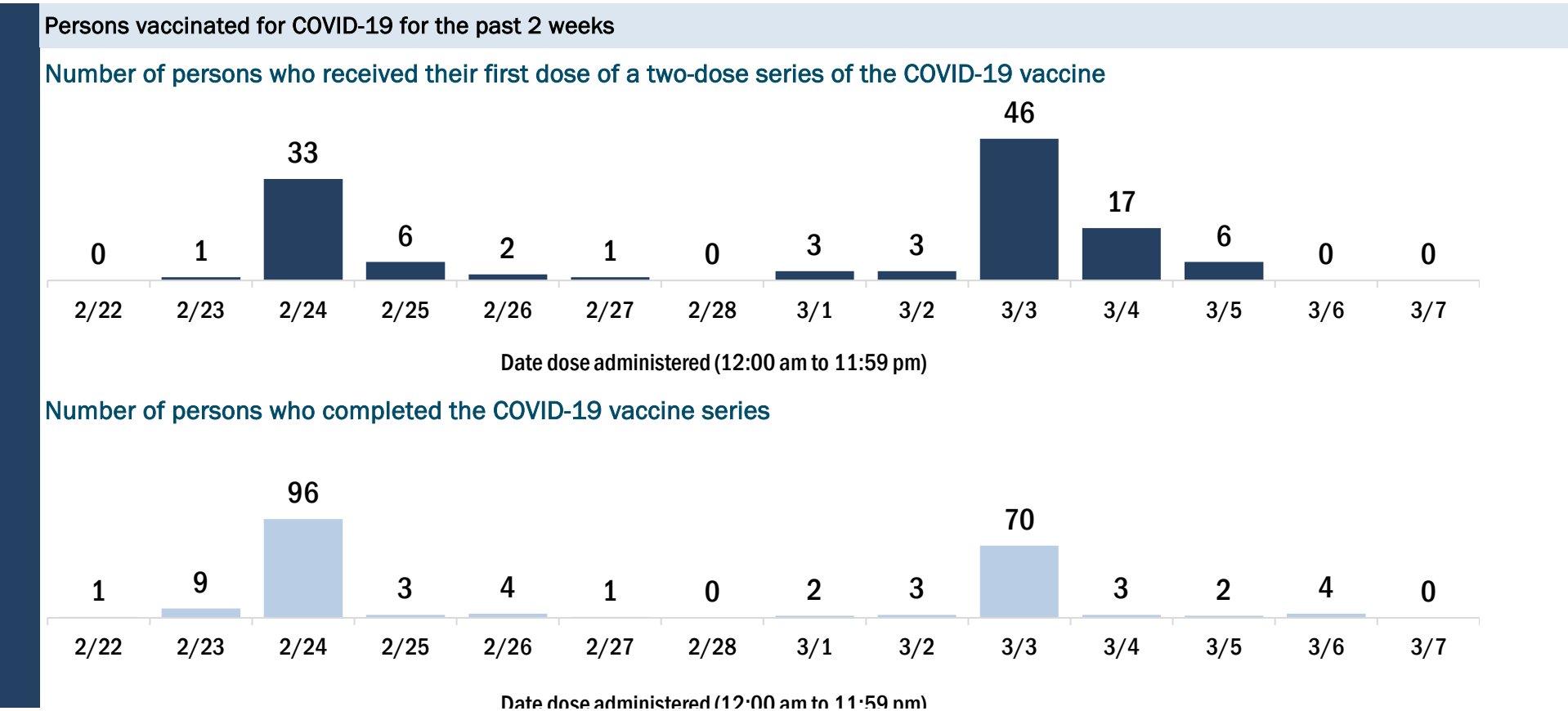
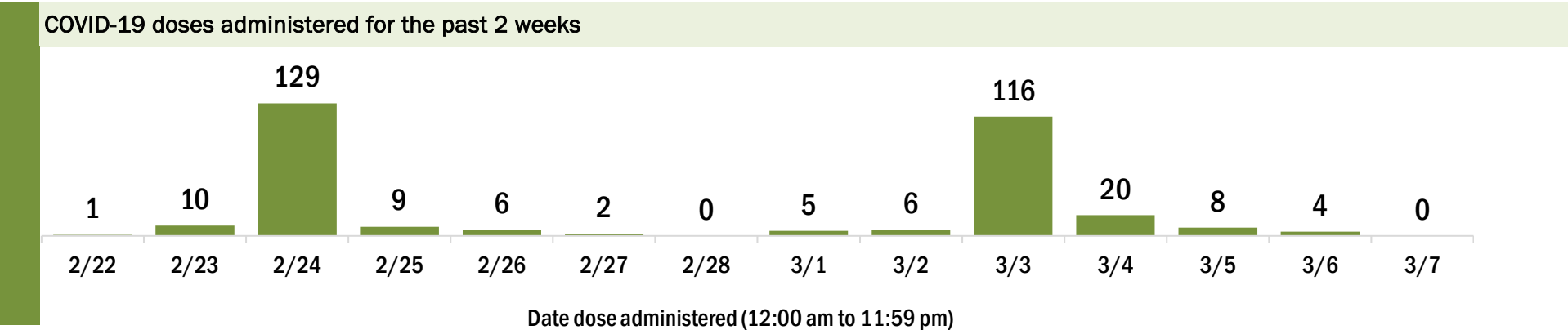
Data in this report are provisional and subject to change.

Data in this summary pertain to COVID-19 vaccines approved by the U.S. Food and Drug Administration and have been issued an Emergency Use Authorization (Janssen COVID-19 Vaccine, Moderna COVID-19 Vaccine and Pfizer-BioNTech COVID-19 Vaccine). These data summarize the number of people who have received either their first dose or have completed the series for a COVID-19 vaccine. **A person can only be counted in one category, first dose or series complete.** For persons receiving Moderna or Pfizer vaccines, once they receive their second dose, they are moved from the first dose column to the series completed column. **Because of this, the total first dose category may show a change from report to report not matching the total receiving their first dose from the previous day.** Persons receiving Johnson & Johnson vaccines will always be counted in the series completed column.

COVID-19 doses for vaccinated persons in Florida	
Doses administered	2,713
People receiving one dose of a 1-dose series (Johnson & Johnson) or receiving only one dose of a 2-dose series (Moderna, Pfizer) count once. Persons receiving both doses of a 2-dose series count twice.	

Current status of persons vaccinated for COVID-19 in Florida	
Total people vaccinated	1,555
First dose	397
Series completed	1,158
Completed 1-dose series	0
Completed 2-dose series	1,158
First dose: current number of people who have only received their first dose of the Moderna or Pfizer vaccine.	
Series complete: current number of people who have received both Moderna or Pfizer vaccine doses or one Johnson & Johnson dose and are considered fully immunized.	

Demographic summary	First dose	Series complete	Total people vaccinated
Age group	397	1,158	1,555
16-24 years	3	6	9
25-34 years	5	13	18
35-44 years	15	21	36
45-54 years	33	27	60
55-64 years	56	44	100
65-74 years	168	624	792
75-84 years	81	345	426
85+ years	36	78	114
Race	397	1,158	1,555
White	181	697	878
Black	76	193	269
American Indian/Alaskan	0	0	0
Other	83	98	181
Unknown	57	170	227
Other race includes Asian, native Hawaiian/Pacific Islander, or other.			
Ethnicity	397	1,158	1,555
Hispanic	6	7	13
Non-Hispanic	215	518	733
Unknown	176	633	809
Gender	397	1,158	1,555
Female	239	628	867
Male	158	530	688
Unknown	0	0	0



# COVID-19: Hardee County vaccine summary

Vaccination data through Mar 7, 2021 as of Mar 8, 2021 at 12:05 AM

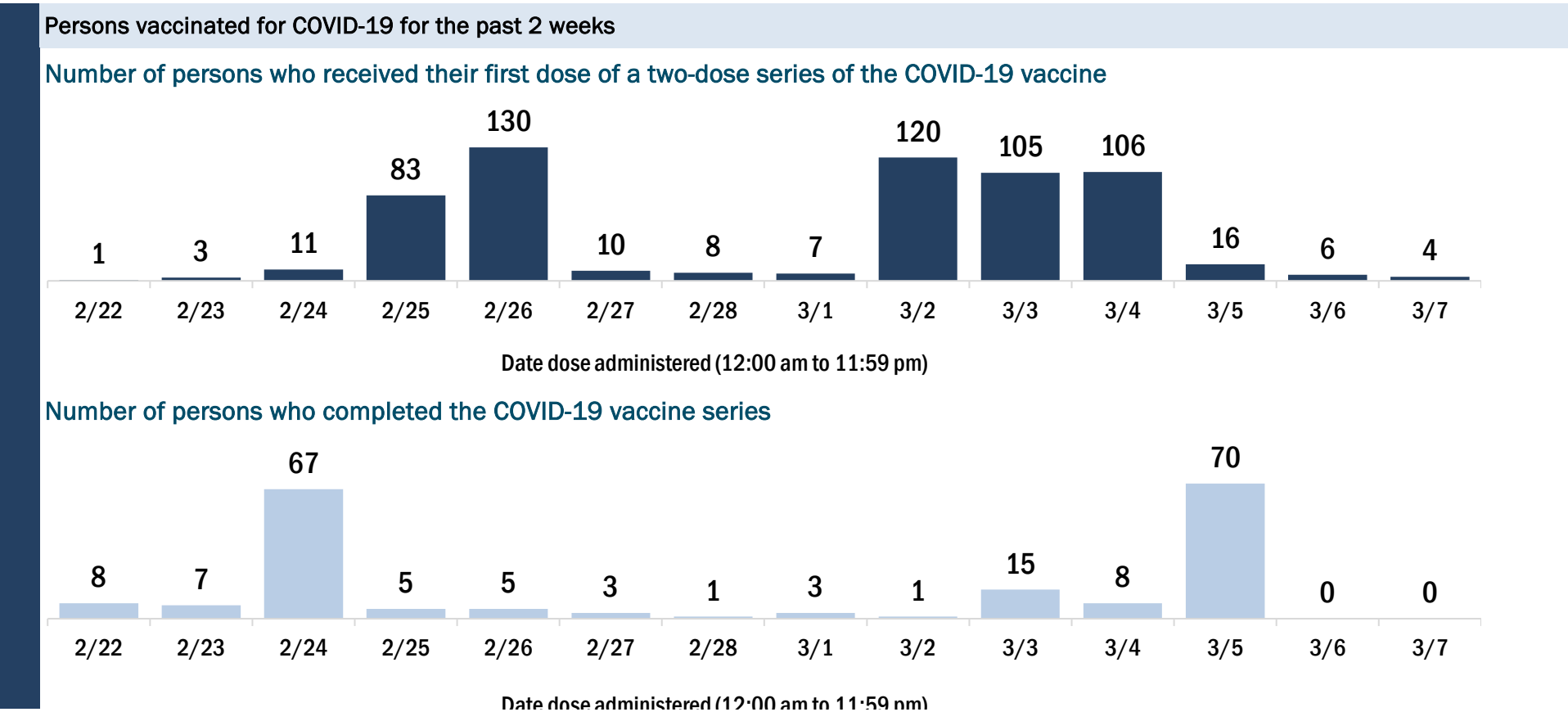
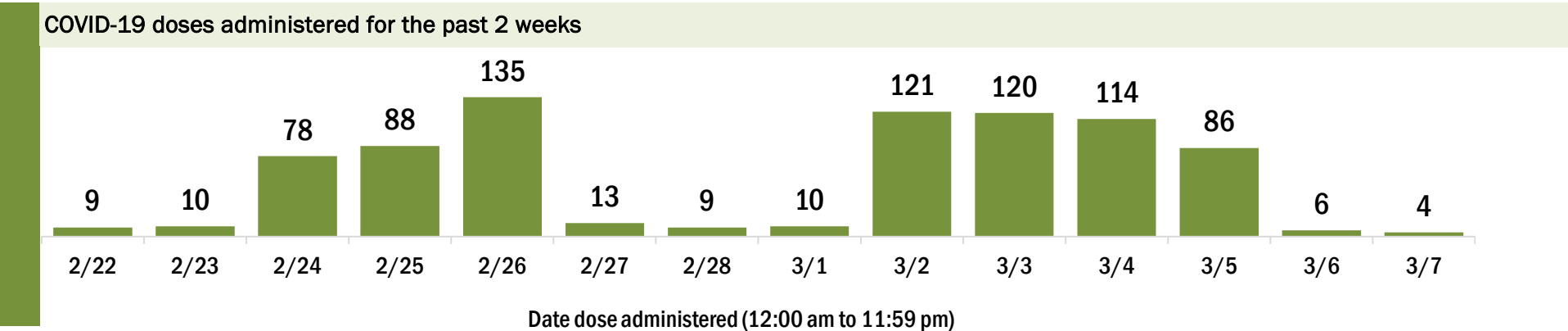
Data in this report are provisional and subject to change.

Data in this summary pertain to COVID-19 vaccines approved by the U.S. Food and Drug Administration and have been issued an Emergency Use Authorization (Janssen COVID-19 Vaccine, Moderna COVID-19 Vaccine and Pfizer-BioNTech COVID-19 Vaccine). These data summarize the number of people who have received either their first dose or have completed the series for a COVID-19 vaccine. **A person can only be counted in one category, first dose or series complete.** For persons receiving Moderna or Pfizer vaccines, once they receive their second dose, they are moved from the first dose column to the series completed column. **Because of this, the total first dose category may show a change from report to report not matching the total receiving their first dose from the previous day.** Persons receiving Johnson & Johnson vaccines will always be counted in the series completed column.

COVID-19 doses for vaccinated persons in Florida	
Doses administered	3,768
People receiving one dose of a 1-dose series (Johnson & Johnson) or receiving only one dose of a 2-dose series (Moderna, Pfizer) count once. Persons receiving both doses of a 2-dose series count twice.	

Current status of persons vaccinated for COVID-19 in Florida	
Total people vaccinated	2,422
First dose	1,076
Series completed	1,346
Completed 1-dose series	0
Completed 2-dose series	1,346
<b>First dose:</b> current number of people who have only received their first dose of the Moderna or Pfizer vaccine.	
<b>Series complete:</b> current number of people who have received both Moderna or Pfizer vaccine doses or one Johnson & Johnson dose and are considered fully immunized.	

Demographic summary	First dose	Series complete	Total people vaccinated
Age group	1,076	1,346	2,422
16-24 years	9	12	21
25-34 years	17	40	57
35-44 years	18	44	62
45-54 years	24	57	81
55-64 years	66	84	150
65-74 years	513	566	1,079
75-84 years	338	415	753
85+ years	91	128	219
Race	1,076	1,346	2,422
White	816	936	1,752
Black	21	28	49
American Indian/Alaskan	2	8	10
Other	149	297	446
Unknown	88	77	165
Other race includes Asian, native Hawaiian/Pacific Islander, or other.			
Ethnicity	1,076	1,346	2,422
Hispanic	46	104	150
Non-Hispanic	503	641	1,144
Unknown	527	601	1,128
Gender	1,076	1,346	2,422
Female	594	748	1,342
Male	480	598	1,078
Unknown	2	0	2



# COVID-19: Hendry County vaccine summary

Vaccination data through Mar 7, 2021 as of Mar 8, 2021 at 12:05 AM

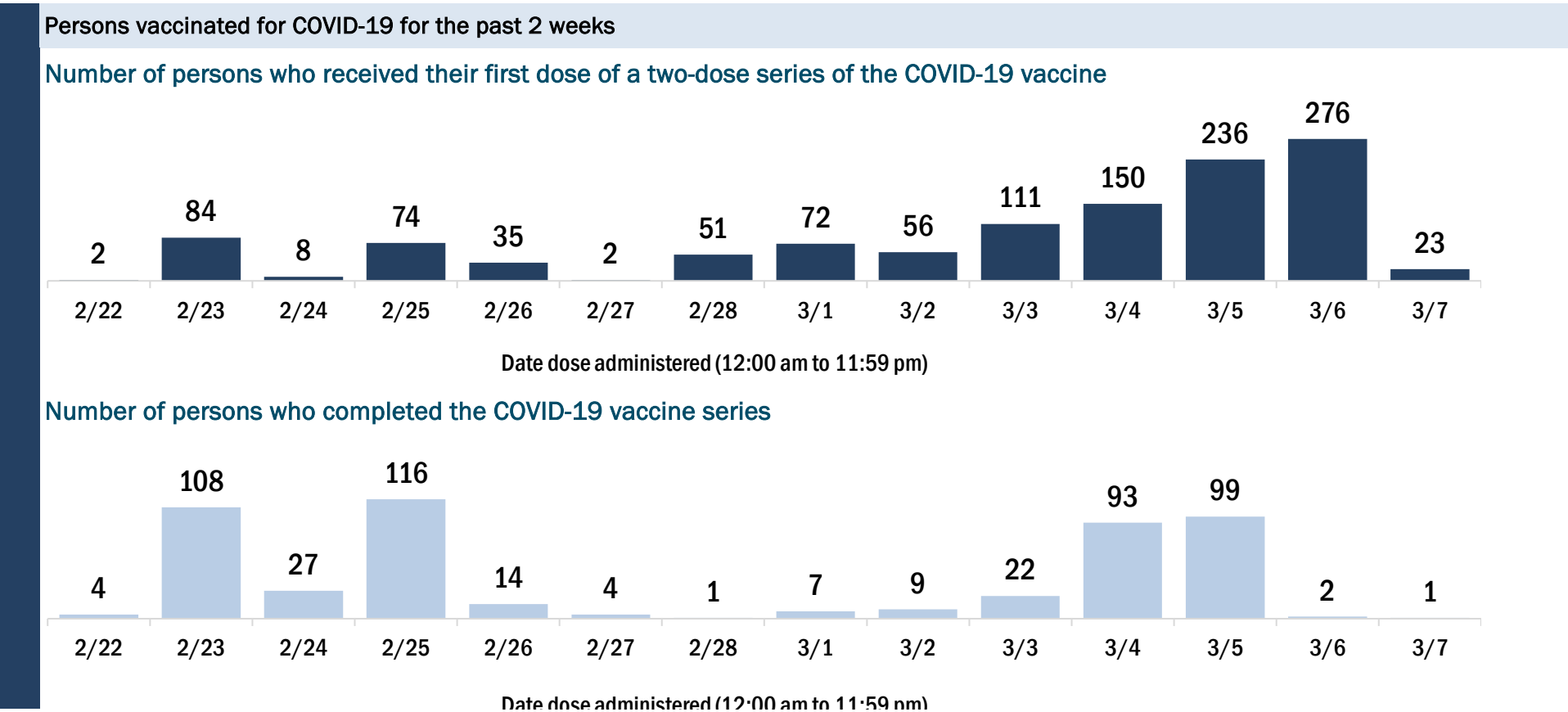
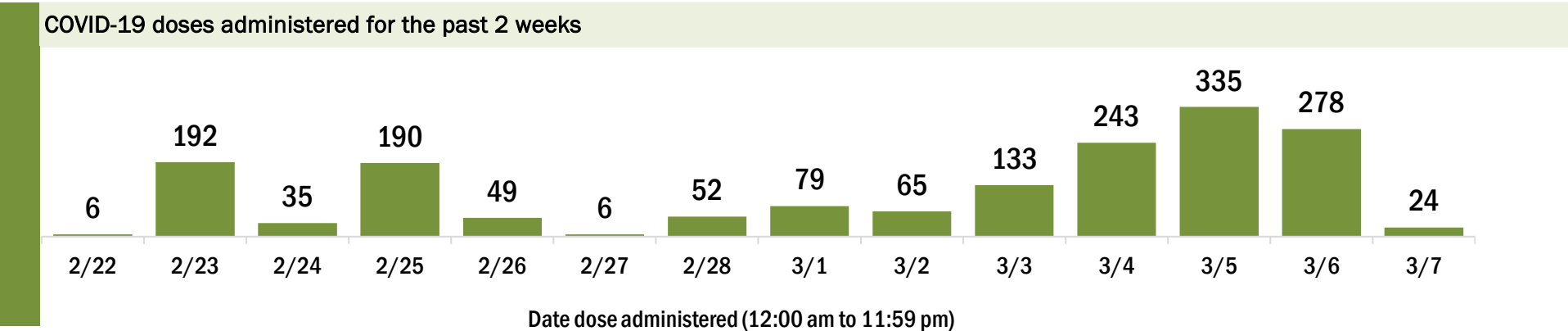
Data in this report are provisional and subject to change.

Data in this summary pertain to COVID-19 vaccines approved by the U.S. Food and Drug Administration and have been issued an Emergency Use Authorization (Janssen COVID-19 Vaccine, Moderna COVID-19 Vaccine and Pfizer-BioNTech COVID-19 Vaccine). These data summarize the number of people who have received either their first dose or have completed the series for a COVID-19 vaccine. **A person can only be counted in one category, first dose or series complete.** For persons receiving Moderna or Pfizer vaccines, once they receive their second dose, they are moved from the first dose column to the series completed column. **Because of this, the total first dose category may show a change from report to report not matching the total receiving their first dose from the previous day.** Persons receiving Johnson & Johnson vaccines will always be counted in the series completed column.

COVID-19 doses for vaccinated persons in Florida	
Doses administered	6,056
People receiving one dose of a 1-dose series (Johnson & Johnson) or receiving only one dose of a 2-dose series (Moderna, Pfizer) count once. Persons receiving both doses of a 2-dose series count twice.	

Current status of persons vaccinated for COVID-19 in Florida	
Total people vaccinated	3,869
First dose	1,681
Series completed	2,188
Completed 1-dose series	1
Completed 2-dose series	2,187
<b>First dose:</b> current number of people who have only received their first dose of the Moderna or Pfizer vaccine.	
<b>Series complete:</b> current number of people who have received both Moderna or Pfizer vaccine doses or one Johnson & Johnson dose and are considered fully immunized.	

Demographic summary	First dose	Series complete	Total people vaccinated
Age group	1,681	2,188	3,869
16-24 years	25	26	51
25-34 years	36	47	83
35-44 years	42	56	98
45-54 years	82	88	170
55-64 years	192	148	340
65-74 years	816	1,018	1,834
75-84 years	393	620	1,013
85+ years	95	185	280
Race	1,681	2,188	3,869
White	1,171	1,370	2,541
Black	87	152	239
American Indian/Alaskan	11	6	17
Other	223	407	630
Unknown	189	253	442
Other race includes Asian, native Hawaiian/Pacific Islander, or other.			
Ethnicity	1,681	2,188	3,869
Hispanic	282	292	574
Non-Hispanic	692	1,084	1,776
Unknown	707	812	1,519
Gender	1,681	2,188	3,869
Female	889	1,189	2,078
Male	792	999	1,791
Unknown	0	0	0



# COVID-19: Hernando County vaccine summary

Vaccination data through Mar 7, 2021 as of Mar 8, 2021 at 12:05 AM

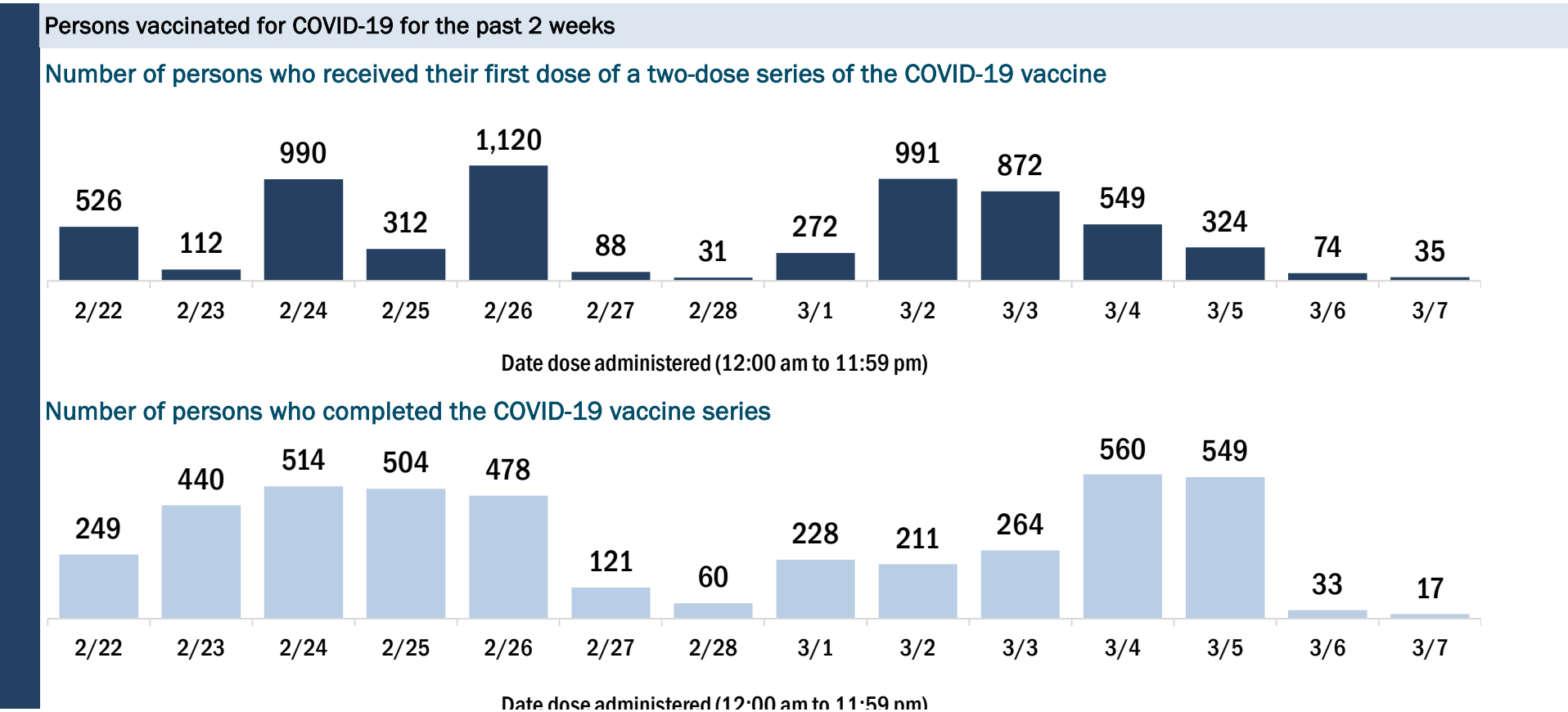
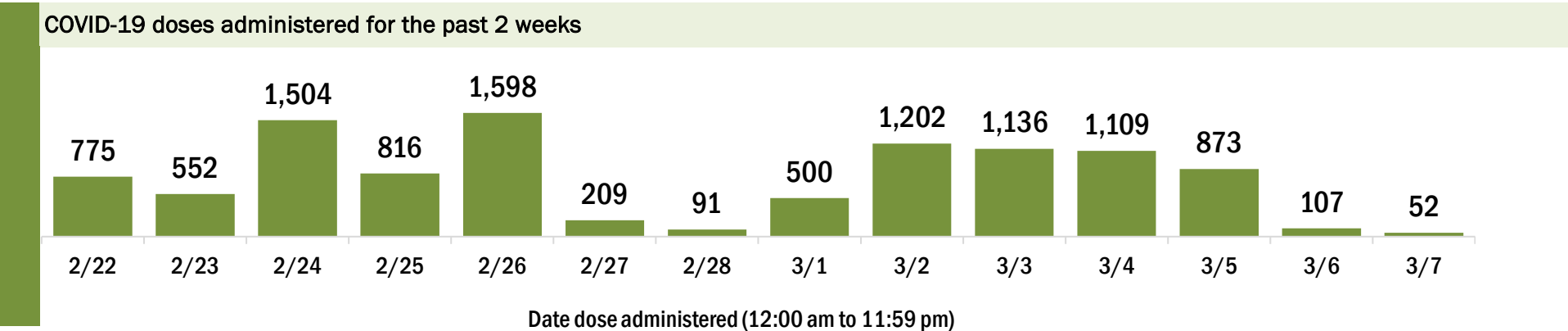
Data in this report are provisional and subject to change.

Data in this summary pertain to COVID-19 vaccines approved by the U.S. Food and Drug Administration and have been issued an Emergency Use Authorization (Janssen COVID-19 Vaccine, Moderna COVID-19 Vaccine and Pfizer-BioNTech COVID-19 Vaccine). These data summarize the number of people who have received either their first dose or have completed the series for a COVID-19 vaccine. **A person can only be counted in one category, first dose or series complete.** For persons receiving Moderna or Pfizer vaccines, once they receive their second dose, they are moved from the first dose column to the series completed column. **Because of this, the total first dose category may show a change from report to report not matching the total receiving their first dose from the previous day.** Persons receiving Johnson & Johnson vaccines will always be counted in the series completed column.

COVID-19 doses for vaccinated persons in Florida	
Doses administered	41,570
People receiving one dose of a 1-dose series (Johnson & Johnson) or receiving only one dose of a 2-dose series (Moderna, Pfizer) count once. Persons receiving both doses of a 2-dose series count twice.	

Current status of persons vaccinated for COVID-19 in Florida	
Total people vaccinated	28,477
First dose	15,346
Series completed	13,131
Completed 1-dose series	38
Completed 2-dose series	13,093
First dose: current number of people who have only received their first dose of the Moderna or Pfizer vaccine.	
Series complete: current number of people who have received both Moderna or Pfizer vaccine doses or one Johnson & Johnson dose and are considered fully immunized.	

Demographic summary	First dose	Series complete	Total people vaccinated
Age group	15,346	13,131	28,477
16-24 years	113	171	284
25-34 years	203	520	723
35-44 years	276	630	906
45-54 years	439	944	1,383
55-64 years	771	1,211	1,982
65-74 years	7,097	5,142	12,239
75-84 years	4,898	3,317	8,215
85+ years	1,549	1,196	2,745
Race	15,346	13,131	28,477
White	10,683	8,418	19,101
Black	224	387	611
American Indian/Alaskan	69	50	119
Other	829	1,532	2,361
Unknown	3,541	2,744	6,285
Other race includes Asian, native Hawaiian/Pacific Islander, or other.			
Ethnicity	15,346	13,131	28,477
Hispanic	465	459	924
Non-Hispanic	7,422	6,613	14,035
Unknown	7,459	6,059	13,518
Gender	15,346	13,131	28,477
Female	8,739	7,804	16,543
Male	6,558	5,308	11,866
Unknown	49	19	68





# COVID-19: Highlands County vaccine summary

Vaccination data through Mar 7, 2021 as of Mar 8, 2021 at 12:05 AM

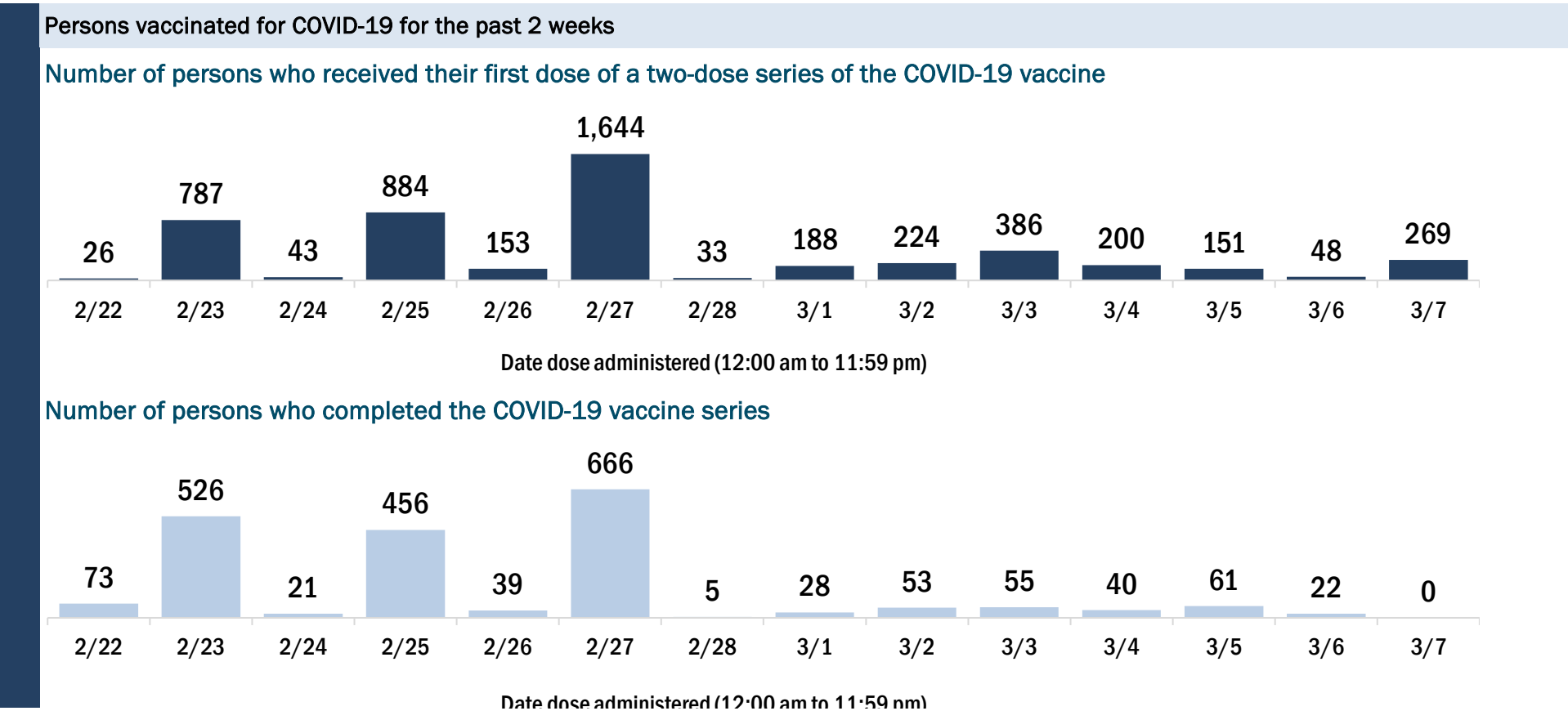
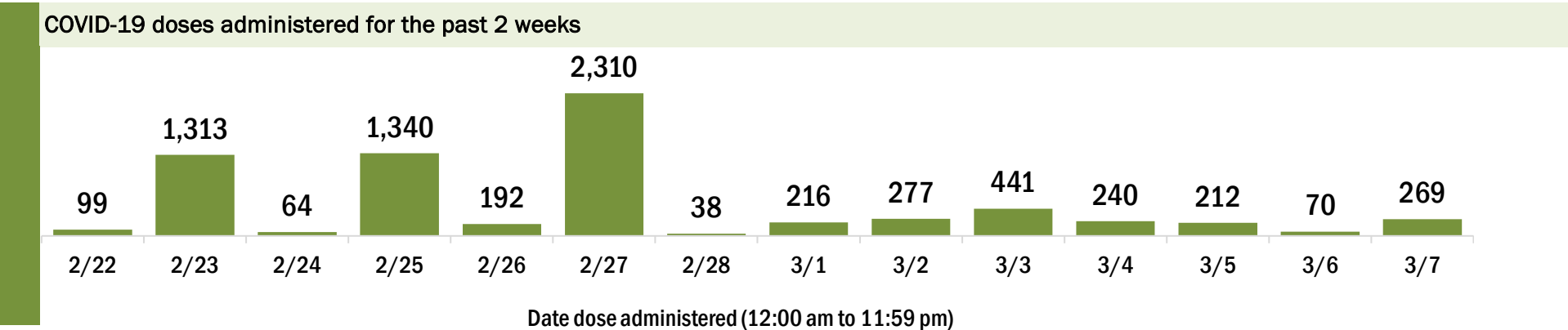
Data in this report are provisional and subject to change.

Data in this summary pertain to COVID-19 vaccines approved by the U.S. Food and Drug Administration and have been issued an Emergency Use Authorization (Janssen COVID-19 Vaccine, Moderna COVID-19 Vaccine and Pfizer-BioNTech COVID-19 Vaccine). These data summarize the number of people who have received either their first dose or have completed the series for a COVID-19 vaccine. **A person can only be counted in one category, first dose or series complete.** For persons receiving Moderna or Pfizer vaccines, once they receive their second dose, they are moved from the first dose column to the series completed column. **Because of this, the total first dose category may show a change from report to report not matching the total receiving their first dose from the previous day.** Persons receiving Johnson & Johnson vaccines will always be counted in the series completed column.

COVID-19 doses for vaccinated persons in Florida	
Doses administered	22,498
People receiving one dose of a 1-dose series (Johnson & Johnson) or receiving only one dose of a 2-dose series (Moderna, Pfizer) count once. Persons receiving both doses of a 2-dose series count twice.	

Current status of persons vaccinated for COVID-19 in Florida	
Total people vaccinated	16,742
First dose	10,975
Series completed	5,767
Completed 1-dose series	11
Completed 2-dose series	5,756
<b>First dose:</b> current number of people who have only received their first dose of the Moderna or Pfizer vaccine.	
<b>Series complete:</b> current number of people who have received both Moderna or Pfizer vaccine doses or one Johnson & Johnson dose and are considered fully immunized.	

Demographic summary	First dose	Series complete	Total people vaccinated
Age group	10,975	5,767	16,742
16-24 years	31	50	81
25-34 years	81	170	251
35-44 years	112	250	362
45-54 years	156	356	512
55-64 years	372	518	890
65-74 years	4,997	2,255	7,252
75-84 years	4,151	1,608	5,759
85+ years	1,075	560	1,635
Race	10,975	5,767	16,742
White	9,104	4,232	13,336
Black	153	177	330
American Indian/Alaskan	93	37	130
Other	373	769	1,142
Unknown	1,252	552	1,804
Other race includes Asian, native Hawaiian/Pacific Islander, or other.			
Ethnicity	10,975	5,767	16,742
Hispanic	369	230	599
Non-Hispanic	6,722	3,566	10,288
Unknown	3,884	1,971	5,855
Gender	10,975	5,767	16,742
Female	5,792	3,283	9,075
Male	5,158	2,481	7,639
Unknown	25	3	28



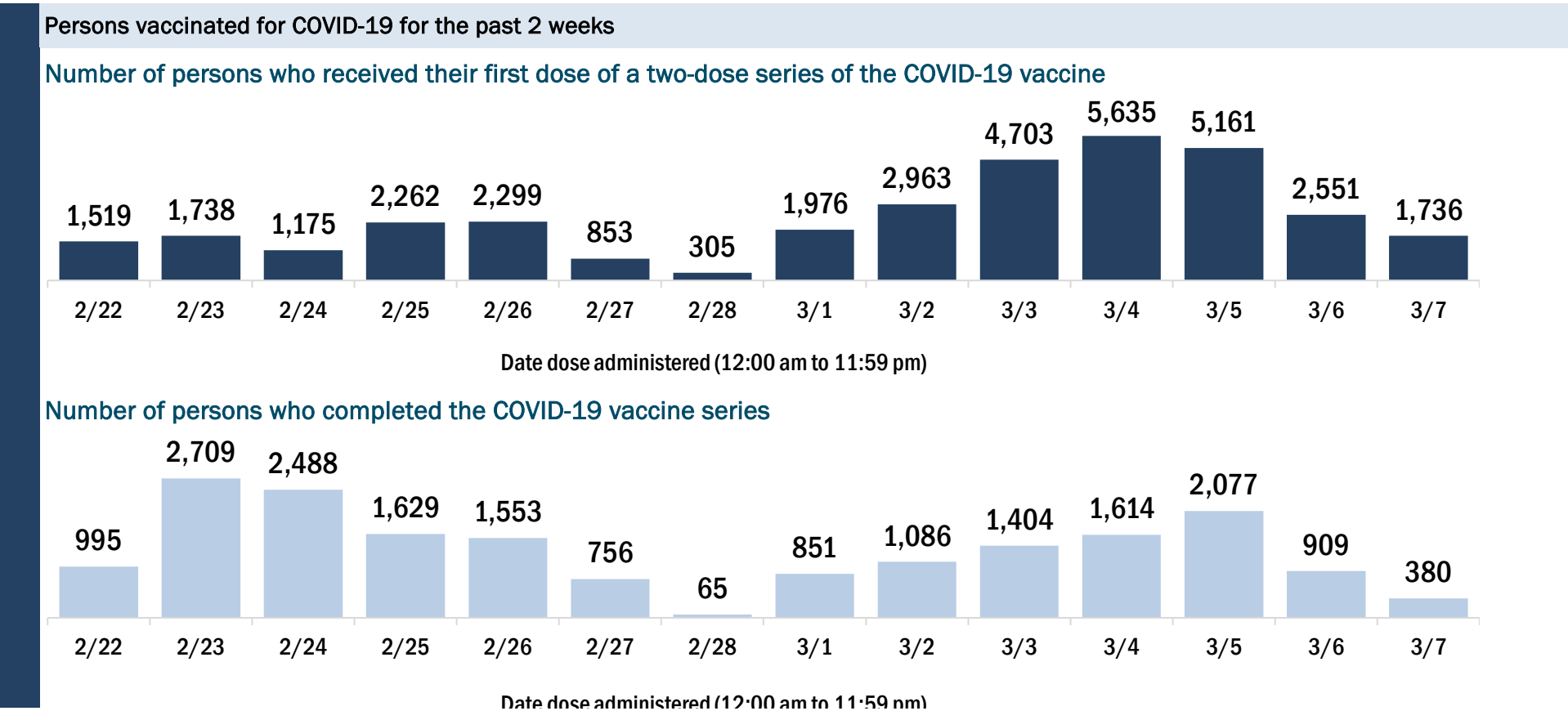
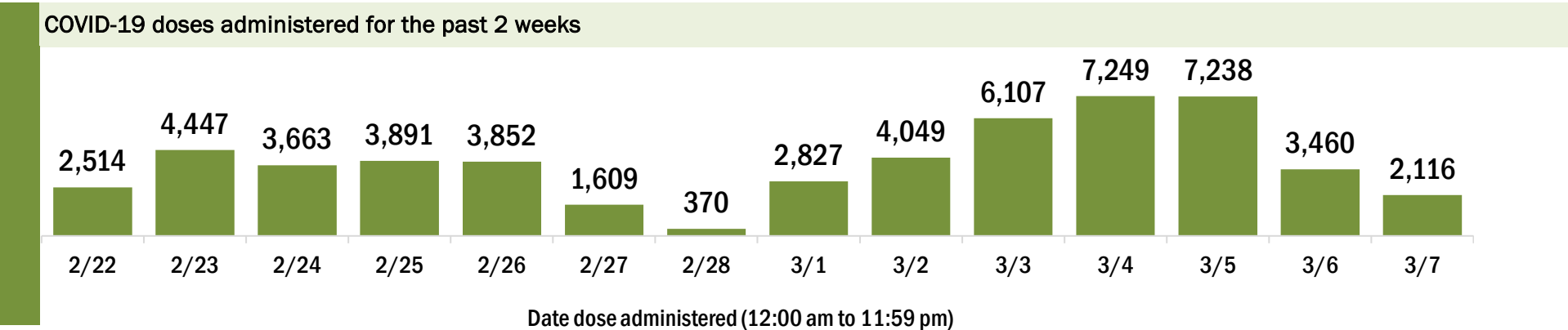
# COVID-19: Hillsborough County vaccine summary

Vaccination data through Mar 7, 2021 as of Mar 8, 2021 at 12:05 AM

Data in this report are provisional and subject to change.

Data in this summary pertain to COVID-19 vaccines approved by the U.S. Food and Drug Administration and have been issued an Emergency Use Authorization (Janssen COVID-19 Vaccine, Moderna COVID-19 Vaccine and Pfizer-BioNTech COVID-19 Vaccine). These data summarize the number of people who have received either their first dose or have completed the series for a COVID-19 vaccine. **A person can only be counted in one category, first dose or series complete.** For persons receiving Moderna or Pfizer vaccines, once they receive their second dose, they are moved from the first dose column to the series completed column. **Because of this, the total first dose category may show a change from report to report not matching the total receiving their first dose from the previous day.** Persons receiving Johnson & Johnson vaccines will always be counted in the series completed column.

COVID-19 doses for vaccinated persons in Florida		Demographic summary			
Doses administered	265,141	First dose	Series complete	Total people vaccinated	
People receiving one dose of a 1-dose series (Johnson & Johnson) or receiving only one dose of a 2-dose series (Moderna, Pfizer) count once. Persons receiving both doses of a 2-dose series count twice.		Age group	85,192	90,597	175,789
		16-24 years	1,569	1,805	3,374
		25-34 years	3,949	7,532	11,481
		35-44 years	5,414	8,470	13,884
		45-54 years	7,066	8,626	15,692
		55-64 years	10,487	9,866	20,353
		65-74 years	33,797	30,374	64,171
		75-84 years	17,393	16,898	34,291
		85+ years	5,517	7,026	12,543
		Race	85,192	90,597	175,789
		White	55,104	59,355	114,459
		Black	6,014	6,225	12,239
		American Indian/Alaskan	368	418	786
		Other	9,528	15,959	25,487
		Unknown	14,178	8,640	22,818
		Other race includes Asian, native Hawaiian/Pacific Islander, or other.			
		Ethnicity	85,192	90,597	175,789
		Hispanic	8,563	9,391	17,954
		Non-Hispanic	44,408	57,357	101,765
		Unknown	32,221	23,849	56,070
		Gender	85,192	90,597	175,789
		Female	49,959	54,850	104,809
		Male	34,905	35,680	70,585
		Unknown	328	67	395



# COVID-19: Holmes County vaccine summary

Vaccination data through Mar 7, 2021 as of Mar 8, 2021 at 12:05 AM

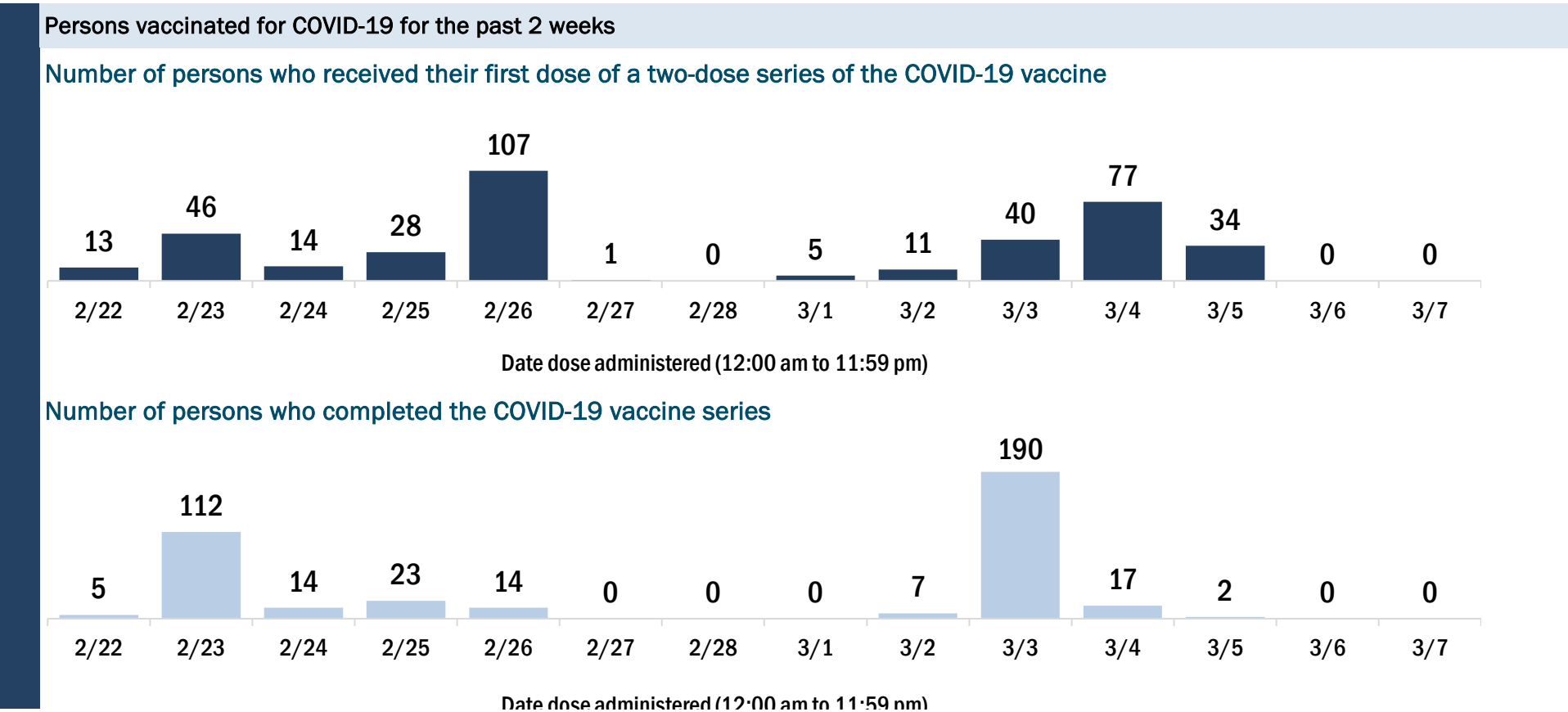
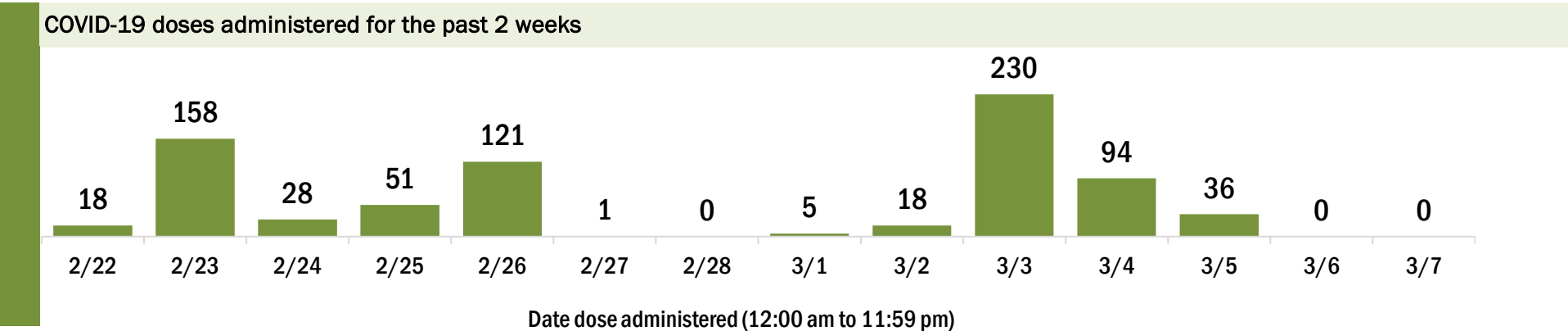
Data in this report are provisional and subject to change.

Data in this summary pertain to COVID-19 vaccines approved by the U.S. Food and Drug Administration and have been issued an Emergency Use Authorization (Janssen COVID-19 Vaccine, Moderna COVID-19 Vaccine and Pfizer-BioNTech COVID-19 Vaccine). These data summarize the number of people who have received either their first dose or have completed the series for a COVID-19 vaccine. **A person can only be counted in one category, first dose or series complete.** For persons receiving Moderna or Pfizer vaccines, once they receive their second dose, they are moved from the first dose column to the series completed column. **Because of this, the total first dose category may show a change from report to report not matching the total receiving their first dose from the previous day.** Persons receiving Johnson & Johnson vaccines will always be counted in the series completed column.

COVID-19 doses for vaccinated persons in Florida	
Doses administered	3,964
People receiving one dose of a 1-dose series (Johnson & Johnson) or receiving only one dose of a 2-dose series (Moderna, Pfizer) count once. Persons receiving both doses of a 2-dose series count twice.	

Current status of persons vaccinated for COVID-19 in Florida	
Total people vaccinated	2,449
First dose	934
Series completed	1,515
Completed 1-dose series	0
Completed 2-dose series	1,515
First dose: current number of people who have only received their first dose of the Moderna or Pfizer vaccine.	
Series complete: current number of people who have received both Moderna or Pfizer vaccine doses or one Johnson & Johnson dose and are considered fully immunized.	

Demographic summary	First dose	Series complete	Total people vaccinated
Age group	934	1,515	2,449
16-24 years	9	7	16
25-34 years	22	28	50
35-44 years	42	51	93
45-54 years	82	79	161
55-64 years	145	125	270
65-74 years	361	645	1,006
75-84 years	226	441	667
85+ years	47	139	186
Race	934	1,515	2,449
White	805	1,259	2,064
Black	29	51	80
American Indian/Alaskan	8	15	23
Other	39	147	186
Unknown	53	43	96
Other race includes Asian, native Hawaiian/Pacific Islander, or other.			
Ethnicity	934	1,515	2,449
Hispanic	5	10	15
Non-Hispanic	689	1,295	1,984
Unknown	240	210	450
Gender	934	1,515	2,449
Female	486	836	1,322
Male	447	679	1,126
Unknown	1	0	1



# COVID-19: Indian River County vaccine summary

Vaccination data through Mar 7, 2021 as of Mar 8, 2021 at 12:05 AM

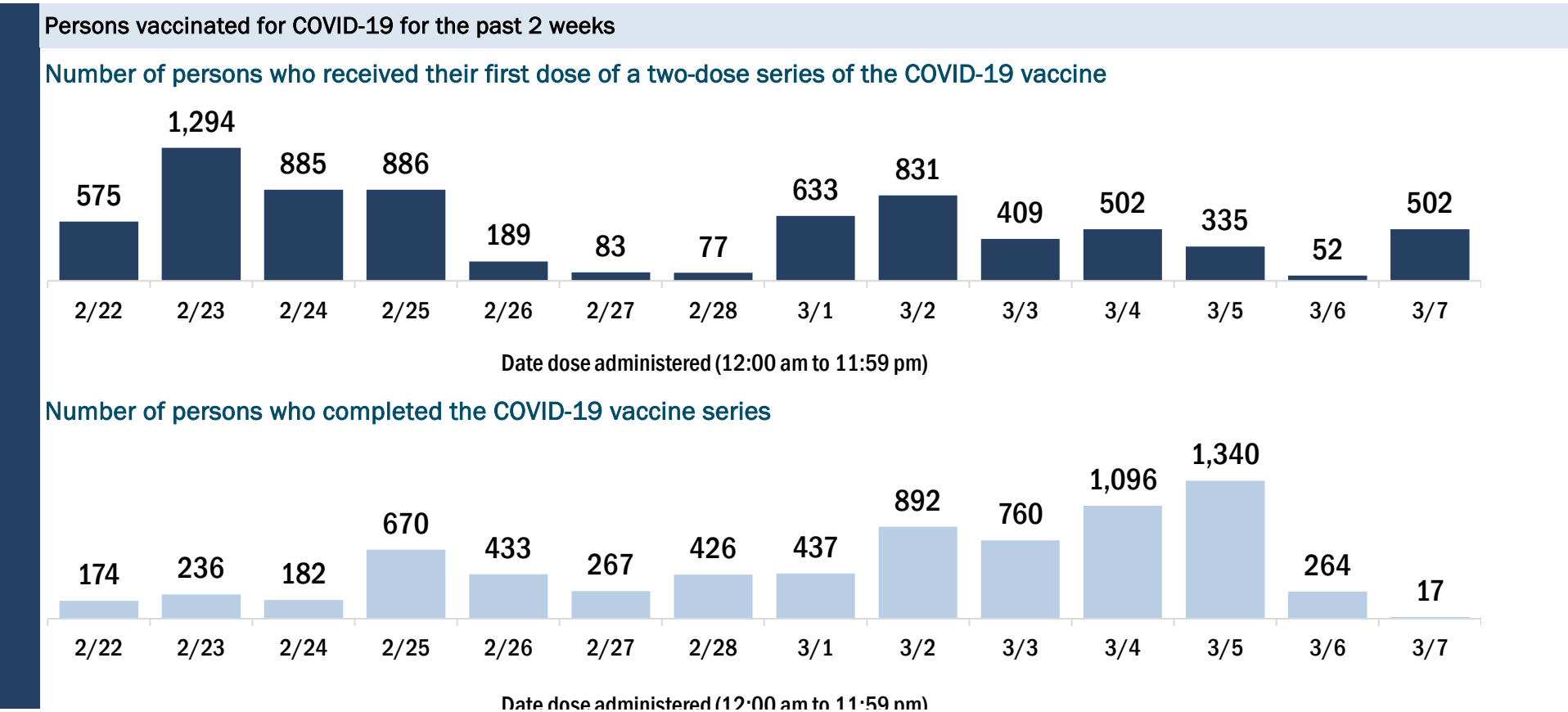
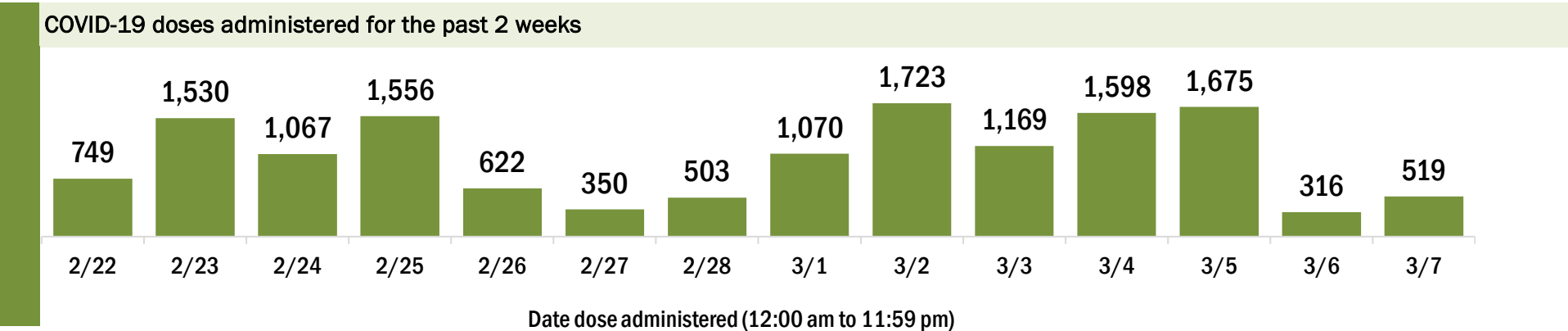
Data in this report are provisional and subject to change.

Data in this summary pertain to COVID-19 vaccines approved by the U.S. Food and Drug Administration and have been issued an Emergency Use Authorization (Janssen COVID-19 Vaccine, Moderna COVID-19 Vaccine and Pfizer-BioNTech COVID-19 Vaccine). These data summarize the number of people who have received either their first dose or have completed the series for a COVID-19 vaccine. **A person can only be counted in one category, first dose or series complete.** For persons receiving Moderna or Pfizer vaccines, once they receive their second dose, they are moved from the first dose column to the series completed column. **Because of this, the total first dose category may show a change from report to report not matching the total receiving their first dose from the previous day.** Persons receiving Johnson & Johnson vaccines will always be counted in the series completed column.

COVID-19 doses for vaccinated persons in Florida	
Doses administered	66,948
People receiving one dose of a 1-dose series (Johnson & Johnson) or receiving only one dose of a 2-dose series (Moderna, Pfizer) count once. Persons receiving both doses of a 2-dose series count twice.	

Current status of persons vaccinated for COVID-19 in Florida	
Total people vaccinated	43,581
First dose	20,195
Series completed	23,386
Completed 1-dose series	19
Completed 2-dose series	23,367
<b>First dose:</b> current number of people who have only received their first dose of the Moderna or Pfizer vaccine.	
<b>Series complete:</b> current number of people who have received both Moderna or Pfizer vaccine doses or one Johnson & Johnson dose and are considered fully immunized.	

Demographic summary	First dose	Series complete	Total people vaccinated
Age group	20,195	23,386	43,581
16-24 years	88	146	234
25-34 years	180	391	571
35-44 years	252	537	789
45-54 years	512	796	1,308
55-64 years	1,338	1,381	2,719
65-74 years	9,162	10,790	19,952
75-84 years	6,305	6,887	13,192
85+ years	2,358	2,458	4,816
Race	20,195	23,386	43,581
White	14,996	17,190	32,186
Black	499	575	1,074
American Indian/Alaskan	122	123	245
Other	894	2,228	3,122
Unknown	3,684	3,270	6,954
Other race includes Asian, native Hawaiian/Pacific Islander, or other.			
Ethnicity	20,195	23,386	43,581
Hispanic	379	430	809
Non-Hispanic	11,593	15,114	26,707
Unknown	8,223	7,842	16,065
Gender	20,195	23,386	43,581
Female	11,261	13,282	24,543
Male	8,902	10,096	18,998
Unknown	32	8	40





# COVID-19: Jackson County vaccine summary

Vaccination data through Mar 7, 2021 as of Mar 8, 2021 at 12:05 AM

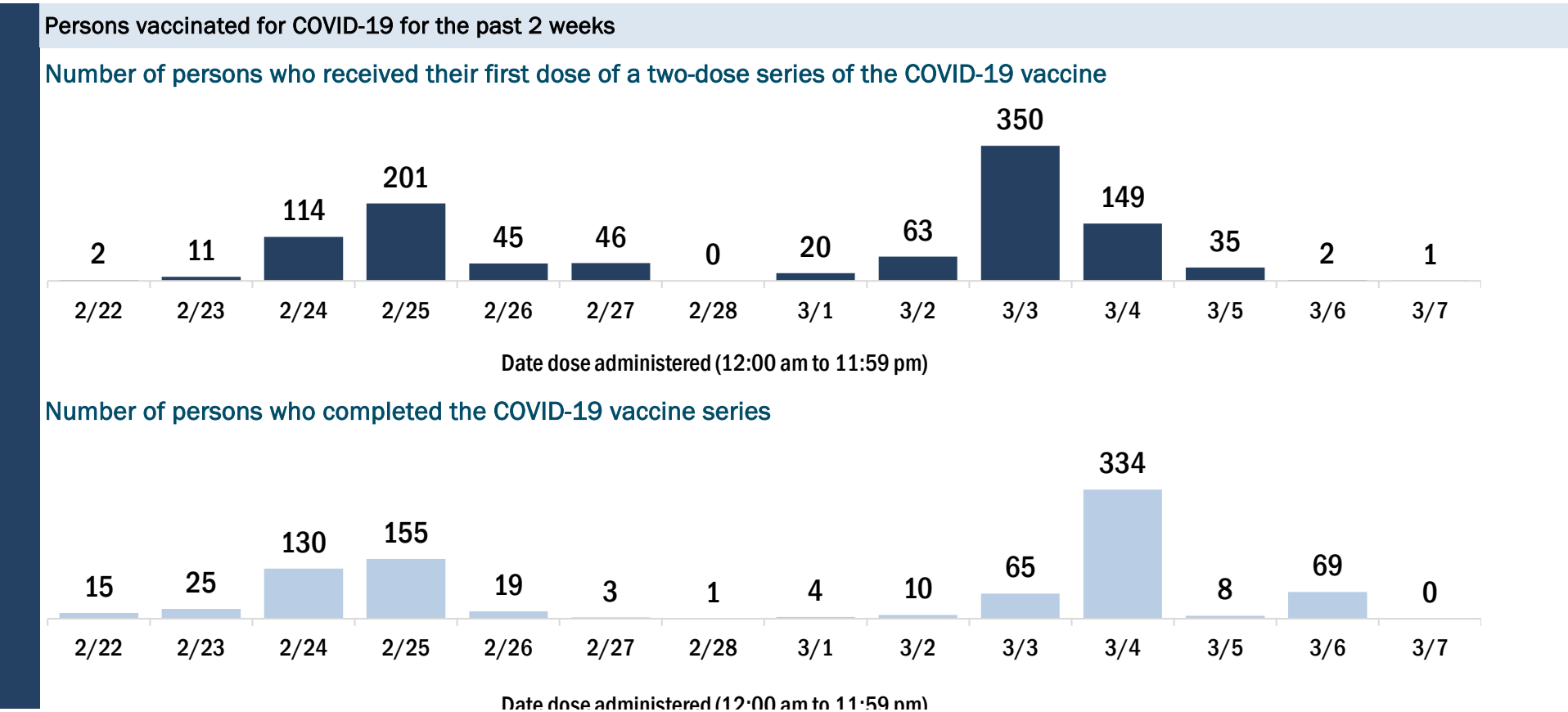
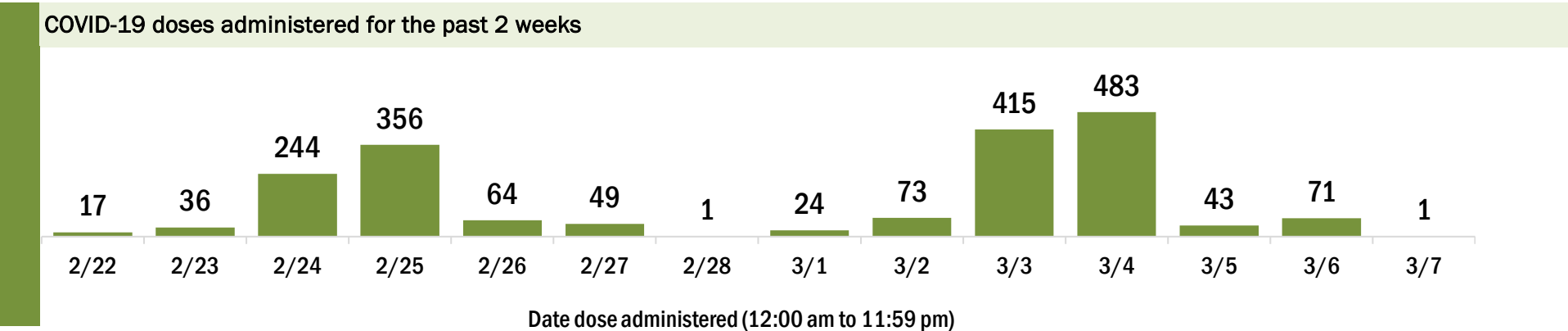
Data in this report are provisional and subject to change.

Data in this summary pertain to COVID-19 vaccines approved by the U.S. Food and Drug Administration and have been issued an Emergency Use Authorization (Janssen COVID-19 Vaccine, Moderna COVID-19 Vaccine and Pfizer-BioNTech COVID-19 Vaccine). These data summarize the number of people who have received either their first dose or have completed the series for a COVID-19 vaccine. **A person can only be counted in one category, first dose or series complete.** For persons receiving Moderna or Pfizer vaccines, once they receive their second dose, they are moved from the first dose column to the series completed column. **Because of this, the total first dose category may show a change from report to report not matching the total receiving their first dose from the previous day.** Persons receiving Johnson & Johnson vaccines will always be counted in the series completed column.

COVID-19 doses for vaccinated persons in Florida	
Doses administered	12,569
People receiving one dose of a 1-dose series (Johnson & Johnson) or receiving only one dose of a 2-dose series (Moderna, Pfizer) count once. Persons receiving both doses of a 2-dose series count twice.	

Current status of persons vaccinated for COVID-19 in Florida	
Total people vaccinated	7,709
First dose	2,780
Series completed	4,929
Completed 1-dose series	69
Completed 2-dose series	4,860
First dose: current number of people who have only received their first dose of the Moderna or Pfizer vaccine.	
Series complete: current number of people who have received both Moderna or Pfizer vaccine doses or one Johnson & Johnson dose and are considered fully immunized.	

Demographic summary	First dose	Series complete	Total people vaccinated
Age group	2,780	4,929	7,709
16-24 years	51	36	87
25-34 years	86	113	199
35-44 years	134	190	324
45-54 years	303	295	598
55-64 years	601	458	1,059
65-74 years	843	2,060	2,903
75-84 years	545	1,345	1,890
85+ years	217	432	649
Race	2,780	4,929	7,709
White	1,790	3,502	5,292
Black	587	762	1,349
American Indian/Alaskan	27	22	49
Other	95	234	329
Unknown	281	409	690
Other race includes Asian, native Hawaiian/Pacific Islander, or other.			
Ethnicity	2,780	4,929	7,709
Hispanic	38	29	67
Non-Hispanic	1,778	3,111	4,889
Unknown	964	1,789	2,753
Gender	2,780	4,929	7,709
Female	1,616	2,815	4,431
Male	1,162	2,114	3,276
Unknown	2	0	2



# COVID-19: Jefferson County vaccine summary

Vaccination data through Mar 7, 2021 as of Mar 8, 2021 at 12:05 AM

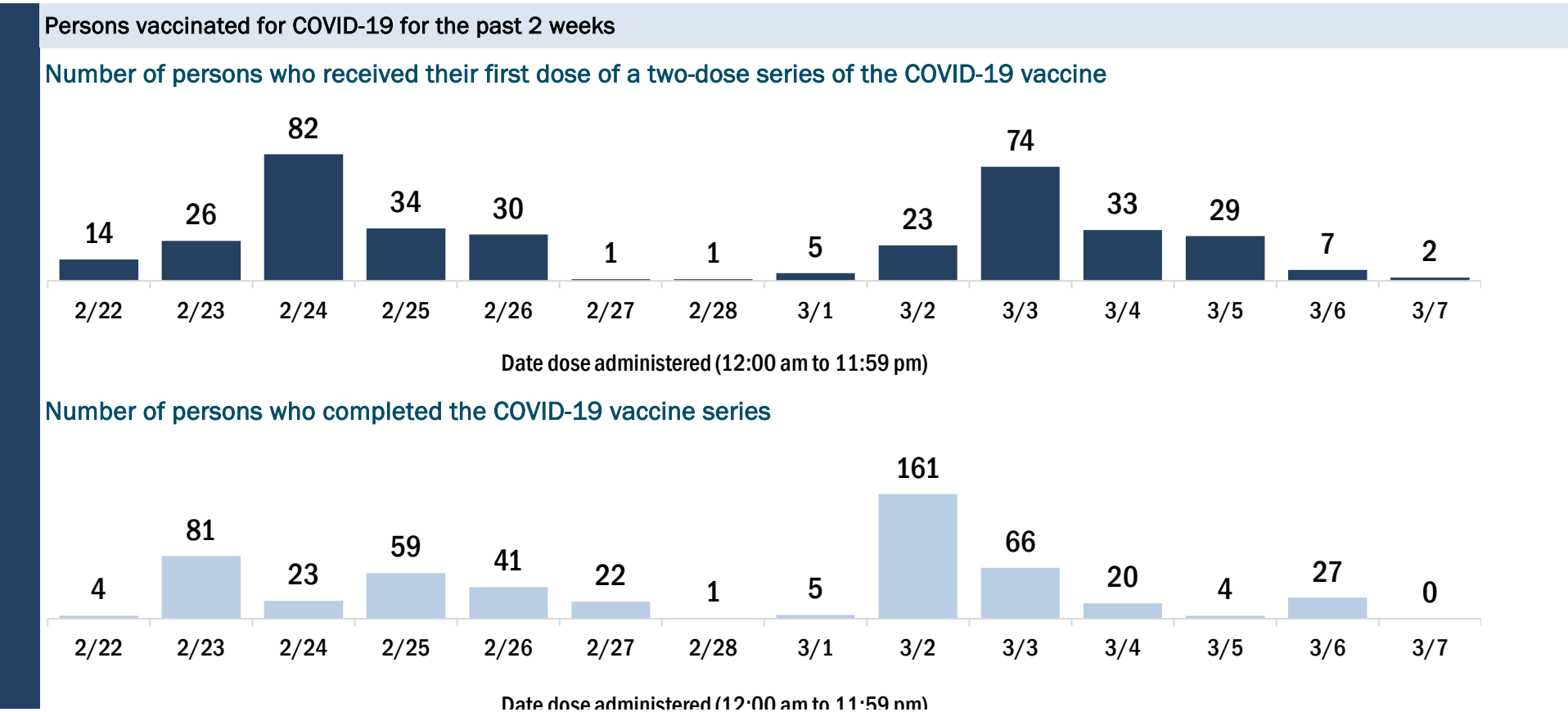
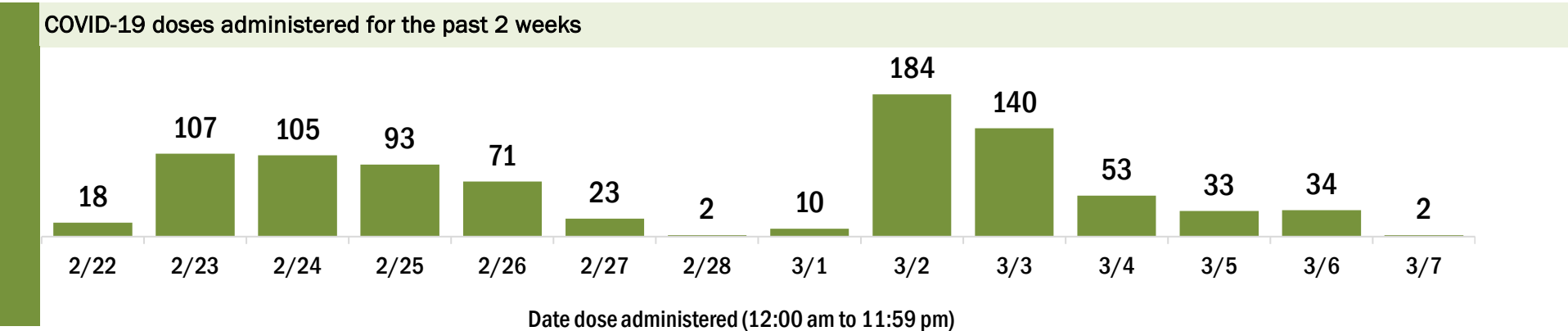
Data in this report are provisional and subject to change.

Data in this summary pertain to COVID-19 vaccines approved by the U.S. Food and Drug Administration and have been issued an Emergency Use Authorization (Janssen COVID-19 Vaccine, Moderna COVID-19 Vaccine and Pfizer-BioNTech COVID-19 Vaccine). These data summarize the number of people who have received either their first dose or have completed the series for a COVID-19 vaccine. **A person can only be counted in one category, first dose or series complete.** For persons receiving Moderna or Pfizer vaccines, once they receive their second dose, they are moved from the first dose column to the series completed column. **Because of this, the total first dose category may show a change from report to report not matching the total receiving their first dose from the previous day.** Persons receiving Johnson & Johnson vaccines will always be counted in the series completed column.

COVID-19 doses for vaccinated persons in Florida	
Doses administered	4,662
People receiving one dose of a 1-dose series (Johnson & Johnson) or receiving only one dose of a 2-dose series (Moderna, Pfizer) count once. Persons receiving both doses of a 2-dose series count twice.	

Current status of persons vaccinated for COVID-19 in Florida	
Total people vaccinated	2,708
First dose	754
Series completed	1,954
Completed 1-dose series	0
Completed 2-dose series	1,954
First dose: current number of people who have only received their first dose of the Moderna or Pfizer vaccine.	
Series complete: current number of people who have received both Moderna or Pfizer vaccine doses or one Johnson & Johnson dose and are considered fully immunized.	

Demographic summary	First dose	Series complete	Total people vaccinated
Age group	754	1,954	2,708
16-24 years	7	7	14
25-34 years	22	32	54
35-44 years	42	43	85
45-54 years	103	75	178
55-64 years	181	155	336
65-74 years	264	980	1,244
75-84 years	105	517	622
85+ years	30	145	175
Race	754	1,954	2,708
White	346	1,081	1,427
Black	205	302	507
American Indian/Alaskan	3	3	6
Other	106	362	468
Unknown	94	206	300
Other race includes Asian, native Hawaiian/Pacific Islander, or other.			
Ethnicity	754	1,954	2,708
Hispanic	12	12	24
Non-Hispanic	390	923	1,313
Unknown	352	1,019	1,371
Gender	754	1,954	2,708
Female	458	1,133	1,591
Male	296	821	1,117
Unknown	0	0	0



# COVID-19: Lafayette County vaccine summary

Vaccination data through Mar 7, 2021 as of Mar 8, 2021 at 12:05 AM

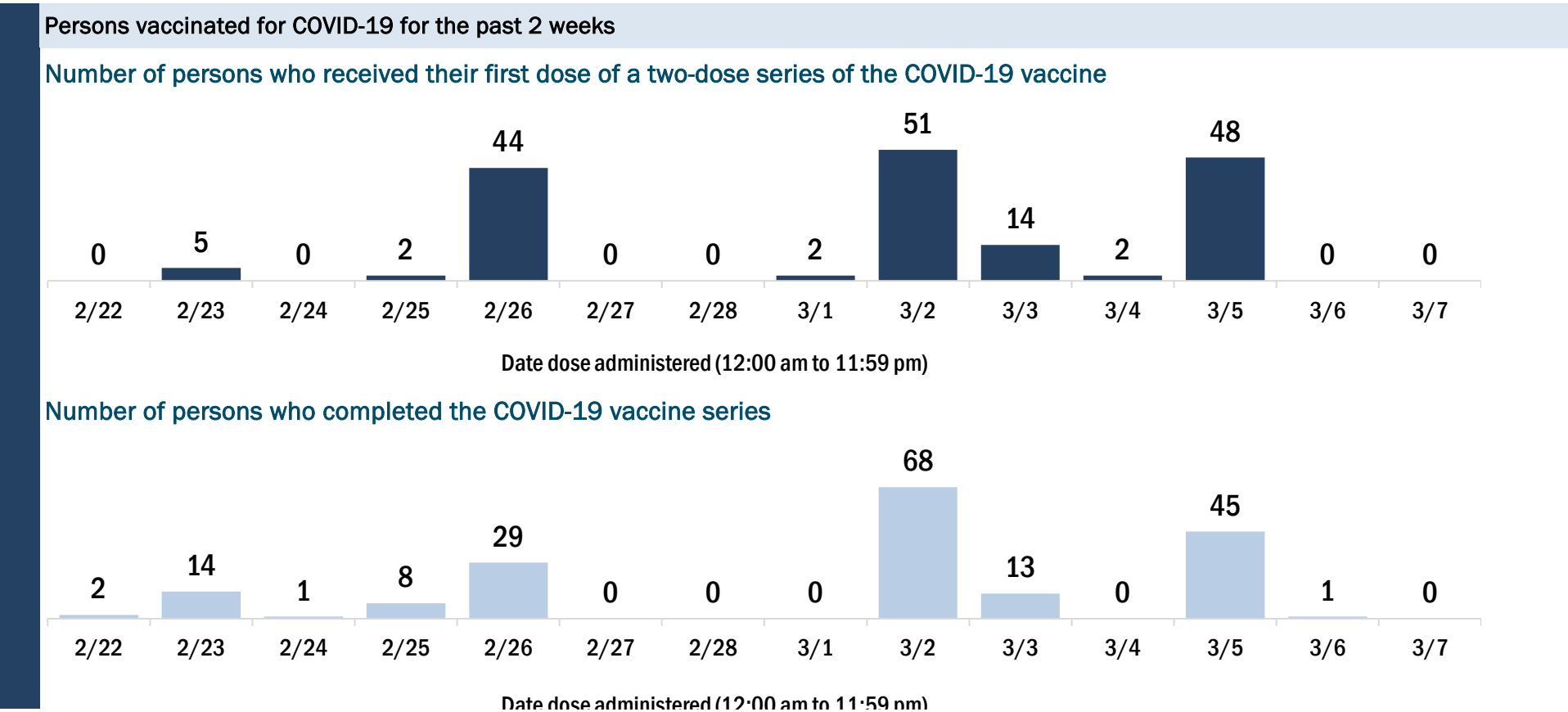
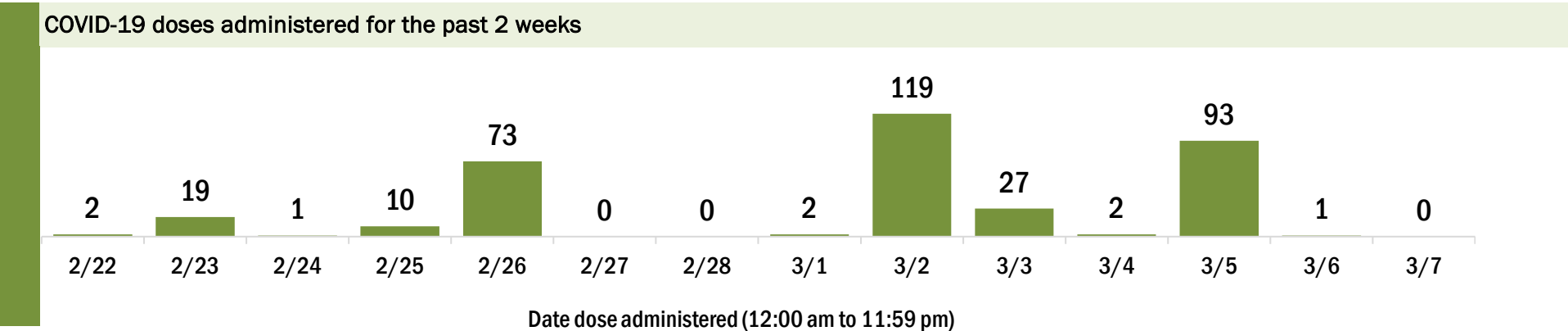
Data in this report are provisional and subject to change.

Data in this summary pertain to COVID-19 vaccines approved by the U.S. Food and Drug Administration and have been issued an Emergency Use Authorization (Janssen COVID-19 Vaccine, Moderna COVID-19 Vaccine and Pfizer-BioNTech COVID-19 Vaccine). These data summarize the number of people who have received either their first dose or have completed the series for a COVID-19 vaccine. **A person can only be counted in one category, first dose or series complete.** For persons receiving Moderna or Pfizer vaccines, once they receive their second dose, they are moved from the first dose column to the series completed column. **Because of this, the total first dose category may show a change from report to report not matching the total receiving their first dose from the previous day.** Persons receiving Johnson & Johnson vaccines will always be counted in the series completed column.

COVID-19 doses for vaccinated persons in Florida	
Doses administered	2,321
People receiving one dose of a 1-dose series (Johnson & Johnson) or receiving only one dose of a 2-dose series (Moderna, Pfizer) count once. Persons receiving both doses of a 2-dose series count twice.	

Current status of persons vaccinated for COVID-19 in Florida	
Total people vaccinated	1,417
First dose	513
Series completed	904
Completed 1-dose series	0
Completed 2-dose series	904
<b>First dose:</b> current number of people who have only received their first dose of the Moderna or Pfizer vaccine.	
<b>Series complete:</b> current number of people who have received both Moderna or Pfizer vaccine doses or one Johnson & Johnson dose and are considered fully immunized.	

Demographic summary	First dose	Series complete	Total people vaccinated
Age group	513	904	1,417
16-24 years	3	2	5
25-34 years	3	6	9
35-44 years	14	13	27
45-54 years	31	26	57
55-64 years	59	46	105
65-74 years	230	458	688
75-84 years	128	268	396
85+ years	45	85	130
Race	513	904	1,417
White	407	769	1,176
Black	16	21	37
American Indian/Alaskan	4	1	5
Other	16	58	74
Unknown	70	55	125
Other race includes Asian, native Hawaiian/Pacific Islander, or other.			
Ethnicity	513	904	1,417
Hispanic	17	5	22
Non-Hispanic	352	746	1,098
Unknown	144	153	297
Gender	513	904	1,417
Female	266	478	744
Male	246	426	672
Unknown	1	0	1



# COVID-19: Lake County vaccine summary

Vaccination data through Mar 7, 2021 as of Mar 8, 2021 at 12:05 AM

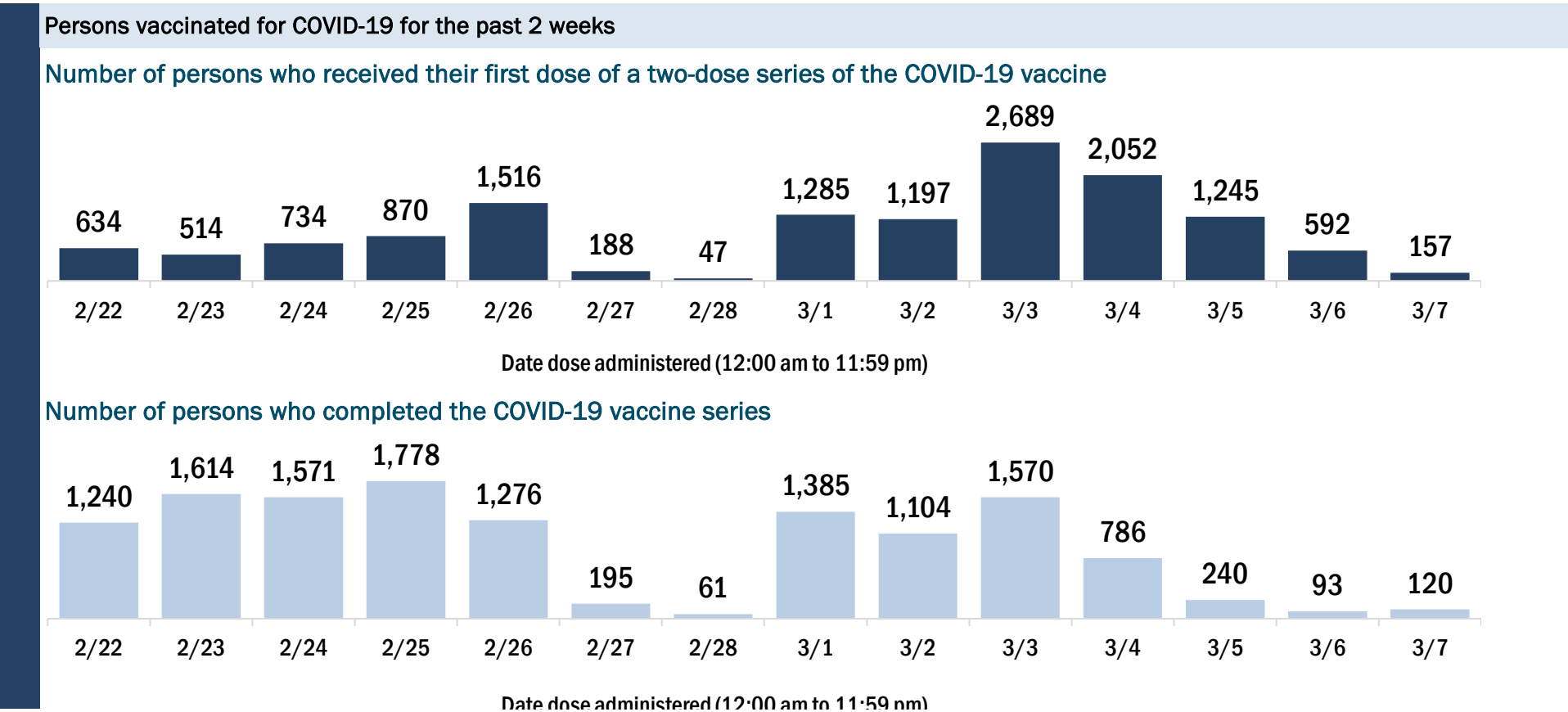
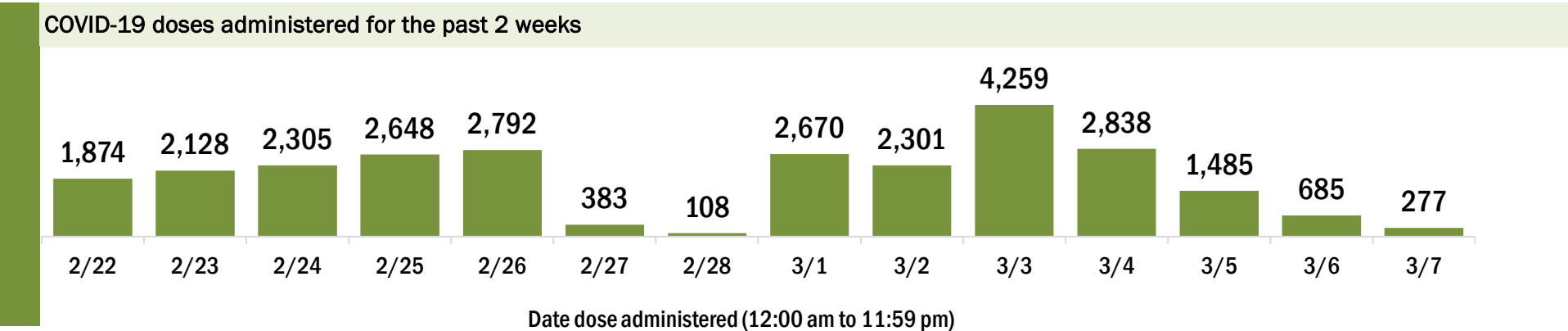
Data in this report are provisional and subject to change.

Data in this summary pertain to COVID-19 vaccines approved by the U.S. Food and Drug Administration and have been issued an Emergency Use Authorization (Janssen COVID-19 Vaccine, Moderna COVID-19 Vaccine and Pfizer-BioNTech COVID-19 Vaccine). These data summarize the number of people who have received either their first dose or have completed the series for a COVID-19 vaccine. **A person can only be counted in one category, first dose or series complete.** For persons receiving Moderna or Pfizer vaccines, once they receive their second dose, they are moved from the first dose column to the series completed column. **Because of this, the total first dose category may show a change from report to report not matching the total receiving their first dose from the previous day.** Persons receiving Johnson & Johnson vaccines will always be counted in the series completed column.

COVID-19 doses for vaccinated persons in Florida	
Doses administered	121,281
People receiving one dose of a 1-dose series (Johnson & Johnson) or receiving only one dose of a 2-dose series (Moderna, Pfizer) count once. Persons receiving both doses of a 2-dose series count twice.	

Current status of persons vaccinated for COVID-19 in Florida	
Total people vaccinated	75,611
First dose	29,723
Series completed	45,888
Completed 1-dose series	218
Completed 2-dose series	45,670
First dose: current number of people who have only received their first dose of the Moderna or Pfizer vaccine.	
Series complete: current number of people who have received both Moderna or Pfizer vaccine doses or one Johnson & Johnson dose and are considered fully immunized.	

Demographic summary	First dose	Series complete	Total people vaccinated
Age group	29,723	45,888	75,611
16-24 years	244	284	528
25-34 years	687	928	1,615
35-44 years	928	1,421	2,349
45-54 years	1,528	1,843	3,371
55-64 years	2,770	2,639	5,409
65-74 years	11,966	20,582	32,548
75-84 years	8,773	14,149	22,922
85+ years	2,827	4,042	6,869
Race	29,723	45,888	75,611
White	20,702	35,974	56,676
Black	1,420	1,675	3,095
American Indian/Alaskan	167	292	459
Other	2,080	4,735	6,815
Unknown	5,354	3,212	8,566
Other race includes Asian, native Hawaiian/Pacific Islander, or other.			
Ethnicity	29,723	45,888	75,611
Hispanic	1,070	1,758	2,828
Non-Hispanic	12,399	25,110	37,509
Unknown	16,254	19,020	35,274
Gender	29,723	45,888	75,611
Female	17,259	25,958	43,217
Male	12,324	19,903	32,227
Unknown	140	27	167





# COVID-19: Lee County vaccine summary

Vaccination data through Mar 7, 2021 as of Mar 8, 2021 at 12:05 AM

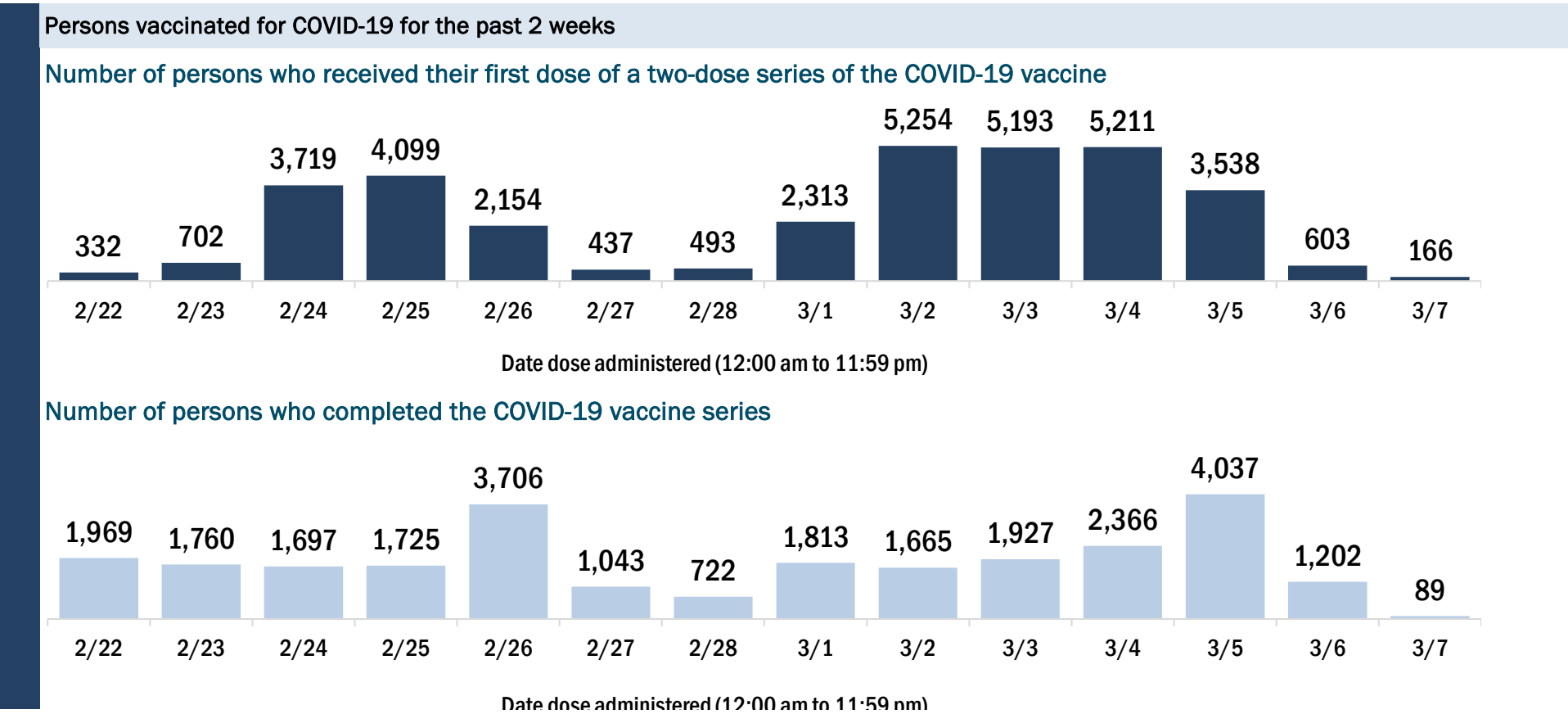
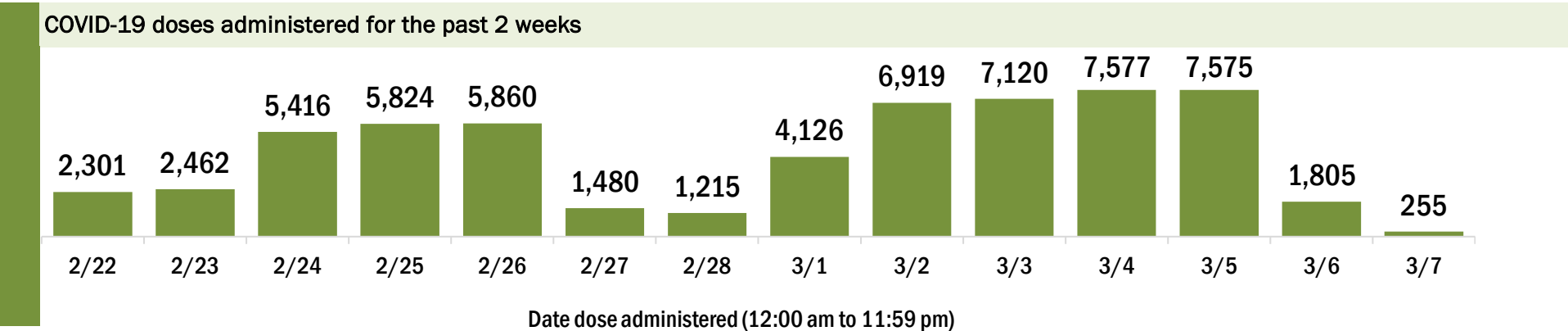
Data in this report are provisional and subject to change.

Data in this summary pertain to COVID-19 vaccines approved by the U.S. Food and Drug Administration and have been issued an Emergency Use Authorization (Janssen COVID-19 Vaccine, Moderna COVID-19 Vaccine and Pfizer-BioNTech COVID-19 Vaccine). These data summarize the number of people who have received either their first dose or have completed the series for a COVID-19 vaccine. **A person can only be counted in one category, first dose or series complete.** For persons receiving Moderna or Pfizer vaccines, once they receive their second dose, they are moved from the first dose column to the series completed column. **Because of this, the total first dose category may show a change from report to report not matching the total receiving their first dose from the previous day.** Persons receiving Johnson & Johnson vaccines will always be counted in the series completed column.

COVID-19 doses for vaccinated persons in Florida	
Doses administered	215,632
People receiving one dose of a 1-dose series (Johnson & Johnson) or receiving only one dose of a 2-dose series (Moderna, Pfizer) count once. Persons receiving both doses of a 2-dose series count twice.	

Current status of persons vaccinated for COVID-19 in Florida	
Total people vaccinated	140,644
First dose	65,520
Series completed	75,124
Completed 1-dose series	136
Completed 2-dose series	74,988
<b>First dose:</b> current number of people who have only received their first dose of the Moderna or Pfizer vaccine.	
<b>Series complete:</b> current number of people who have received both Moderna or Pfizer vaccine doses or one Johnson & Johnson dose and are considered fully immunized.	

Demographic summary	First dose	Series complete	Total people vaccinated
Age group	65,520	75,124	140,644
16-24 years	333	520	853
25-34 years	919	1,923	2,842
35-44 years	1,305	2,575	3,880
45-54 years	2,117	3,283	5,400
55-64 years	4,611	5,423	10,034
65-74 years	30,662	35,257	65,919
75-84 years	20,398	20,069	40,467
85+ years	5,175	6,074	11,249
Race	65,520	75,124	140,644
White	43,816	52,515	96,331
Black	1,426	1,333	2,759
American Indian/Alaskan	270	159	429
Other	3,340	5,852	9,192
Unknown	16,668	15,265	31,933
Other race includes Asian, native Hawaiian/Pacific Islander, or other.			
Ethnicity	65,520	75,124	140,644
Hispanic	2,361	2,603	4,964
Non-Hispanic	31,592	43,542	75,134
Unknown	31,567	28,979	60,546
Gender	65,520	75,124	140,644
Female	36,500	42,024	78,524
Male	28,883	32,853	61,736
Unknown	137	247	384



# COVID-19: Leon County vaccine summary

Vaccination data through Mar 7, 2021 as of Mar 8, 2021 at 12:05 AM

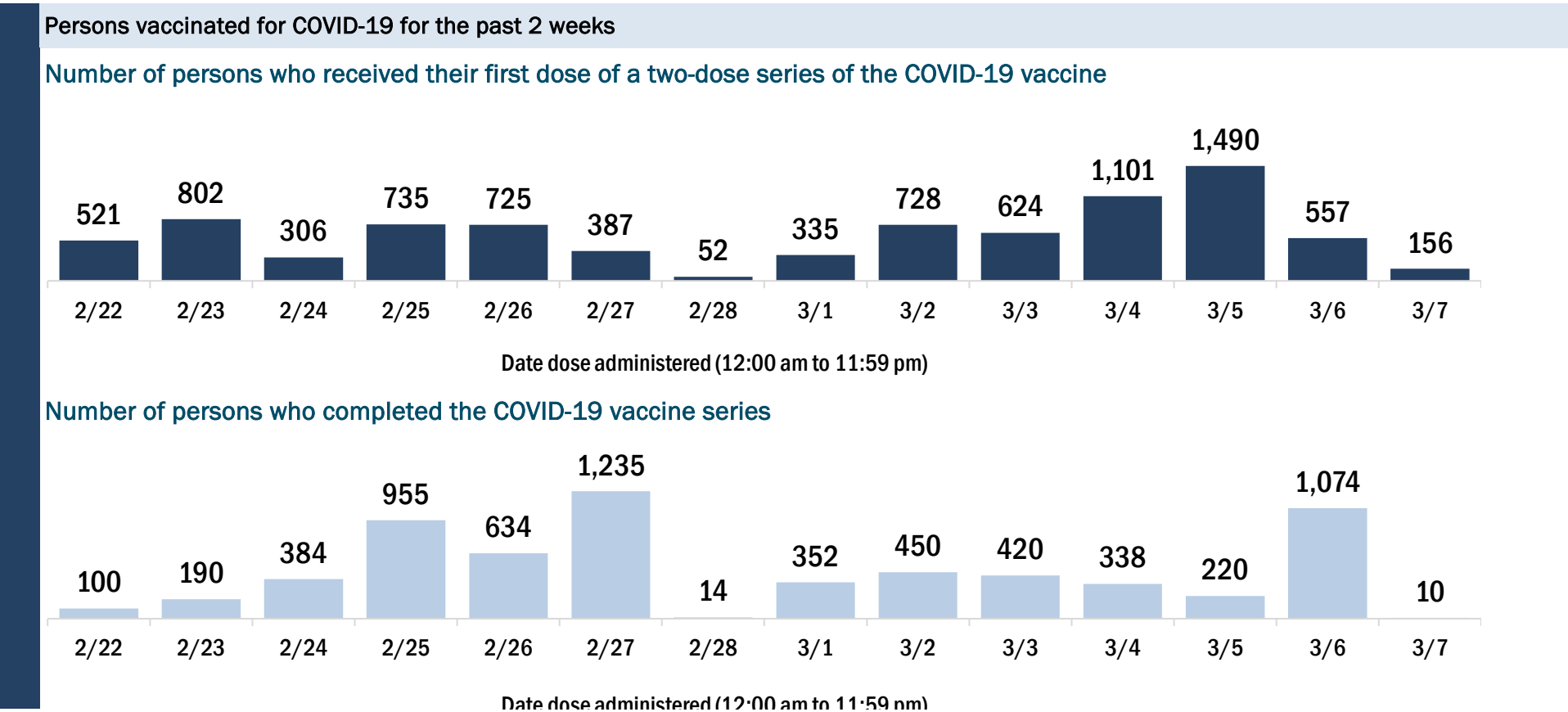
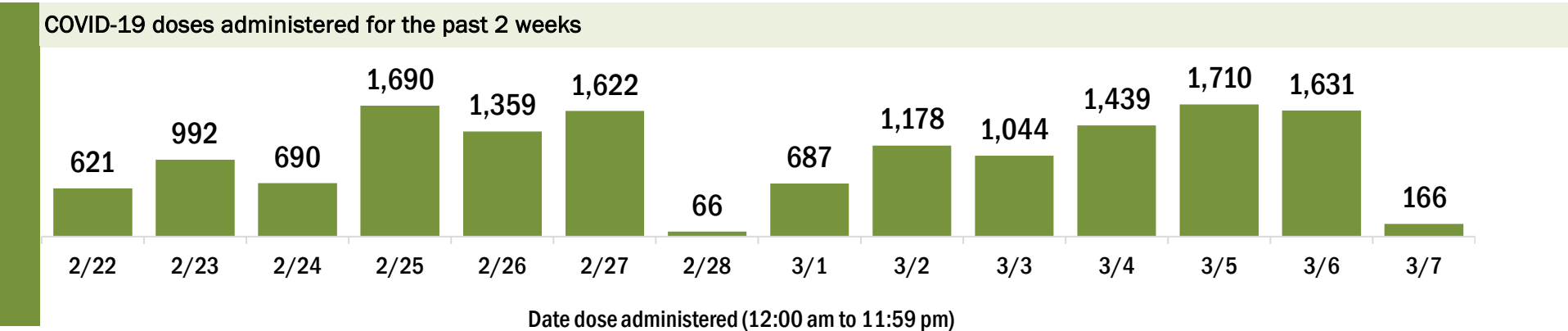
Data in this report are provisional and subject to change.

Data in this summary pertain to COVID-19 vaccines approved by the U.S. Food and Drug Administration and have been issued an Emergency Use Authorization (Janssen COVID-19 Vaccine, Moderna COVID-19 Vaccine and Pfizer-BioNTech COVID-19 Vaccine). These data summarize the number of people who have received either their first dose or have completed the series for a COVID-19 vaccine. **A person can only be counted in one category, first dose or series complete.** For persons receiving Moderna or Pfizer vaccines, once they receive their second dose, they are moved from the first dose column to the series completed column. **Because of this, the total first dose category may show a change from report to report not matching the total receiving their first dose from the previous day.** Persons receiving Johnson & Johnson vaccines will always be counted in the series completed column.

COVID-19 doses for vaccinated persons in Florida	
Doses administered	83,458
People receiving one dose of a 1-dose series (Johnson & Johnson) or receiving only one dose of a 2-dose series (Moderna, Pfizer) count once. Persons receiving both doses of a 2-dose series count twice.	

Current status of persons vaccinated for COVID-19 in Florida	
Total people vaccinated	50,871
First dose	18,255
Series completed	32,616
Completed 1-dose series	29
Completed 2-dose series	32,587
First dose: current number of people who have only received their first dose of the Moderna or Pfizer vaccine.	
Series complete: current number of people who have received both Moderna or Pfizer vaccine doses or one Johnson & Johnson dose and are considered fully immunized.	

Demographic summary	First dose	Series complete	Total people vaccinated
Age group	18,255	32,616	50,871
16-24 years	757	767	1,524
25-34 years	1,416	1,549	2,965
35-44 years	1,854	1,796	3,650
45-54 years	2,431	1,942	4,373
55-64 years	4,324	3,281	7,605
65-74 years	4,735	14,162	18,897
75-84 years	2,003	6,800	8,803
85+ years	735	2,319	3,054
Race	18,255	32,616	50,871
White	9,895	19,912	29,807
Black	3,267	3,371	6,638
American Indian/Alaskan	51	105	156
Other	2,649	6,869	9,518
Unknown	2,393	2,359	4,752
Other race includes Asian, native Hawaiian/Pacific Islander, or other.			
Ethnicity	18,255	32,616	50,871
Hispanic	709	900	1,609
Non-Hispanic	11,673	22,829	34,502
Unknown	5,873	8,887	14,760
Gender	18,255	32,616	50,871
Female	11,094	19,430	30,524
Male	7,153	13,169	20,322
Unknown	8	17	25



# COVID-19: Levy County vaccine summary

Vaccination data through Mar 7, 2021 as of Mar 8, 2021 at 12:05 AM

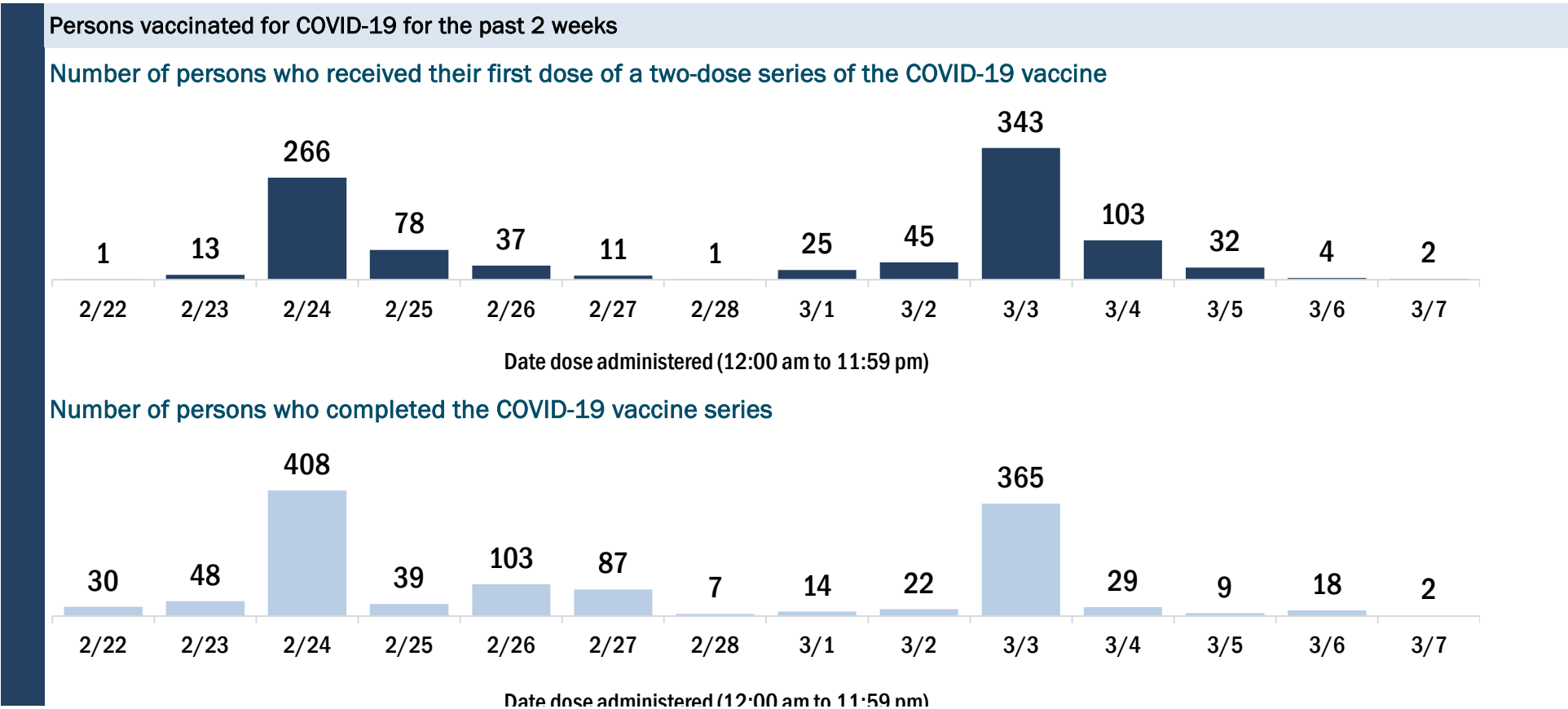
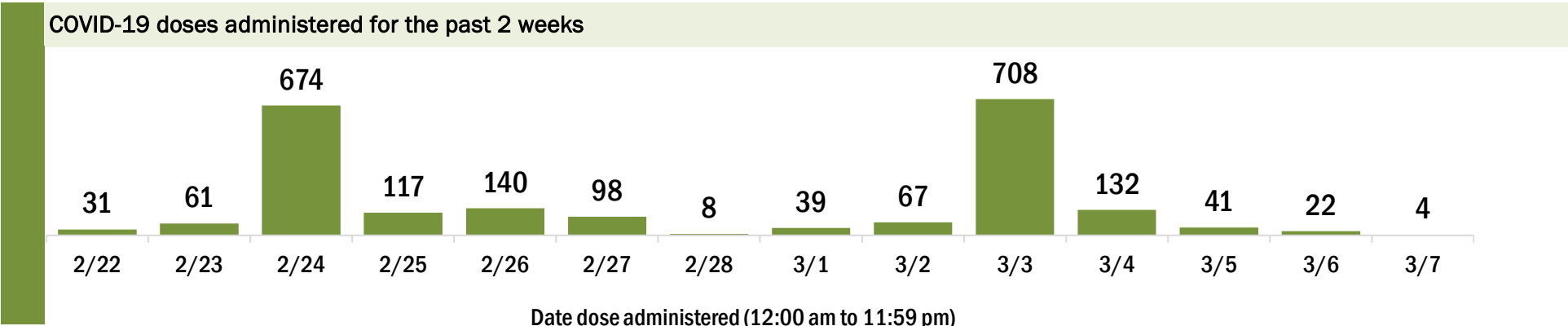
Data in this report are provisional and subject to change.

Data in this summary pertain to COVID-19 vaccines approved by the U.S. Food and Drug Administration and have been issued an Emergency Use Authorization (Janssen COVID-19 Vaccine, Moderna COVID-19 Vaccine and Pfizer-BioNTech COVID-19 Vaccine). These data summarize the number of people who have received either their first dose or have completed the series for a COVID-19 vaccine. **A person can only be counted in one category, first dose or series complete.** For persons receiving Moderna or Pfizer vaccines, once they receive their second dose, they are moved from the first dose column to the series completed column. **Because of this, the total first dose category may show a change from report to report not matching the total receiving their first dose from the previous day.** Persons receiving Johnson & Johnson vaccines will always be counted in the series completed column.

COVID-19 doses for vaccinated persons in Florida	
Doses administered	8,719
People receiving one dose of a 1-dose series (Johnson & Johnson) or receiving only one dose of a 2-dose series (Moderna, Pfizer) count once. Persons receiving both doses of a 2-dose series count twice.	

Current status of persons vaccinated for COVID-19 in Florida	
Total people vaccinated	5,506
First dose	2,288
Series completed	3,218
Completed 1-dose series	5
Completed 2-dose series	3,213
<b>First dose:</b> current number of people who have only received their first dose of the Moderna or Pfizer vaccine.	
<b>Series complete:</b> current number of people who have received both Moderna or Pfizer vaccine doses or one Johnson & Johnson dose and are considered fully immunized.	

Demographic summary	First dose	Series complete	Total people vaccinated
Age group	2,288	3,218	5,506
16-24 years	18	31	49
25-34 years	19	95	114
35-44 years	34	100	134
45-54 years	65	156	221
55-64 years	172	241	413
65-74 years	1,180	1,572	2,752
75-84 years	627	826	1,453
85+ years	173	197	370
Race	2,288	3,218	5,506
White	1,816	2,544	4,360
Black	142	144	286
American Indian/Alaskan	16	19	35
Other	117	194	311
Unknown	197	317	514
Other race includes Asian, native Hawaiian/Pacific Islander, or other.			
Ethnicity	2,288	3,218	5,506
Hispanic	59	60	119
Non-Hispanic	1,360	2,369	3,729
Unknown	869	789	1,658
Gender	2,288	3,218	5,506
Female	1,270	1,838	3,108
Male	1,017	1,380	2,397
Unknown	1	0	1



# COVID-19: Liberty County vaccine summary

Vaccination data through Mar 7, 2021 as of Mar 8, 2021 at 12:05 AM

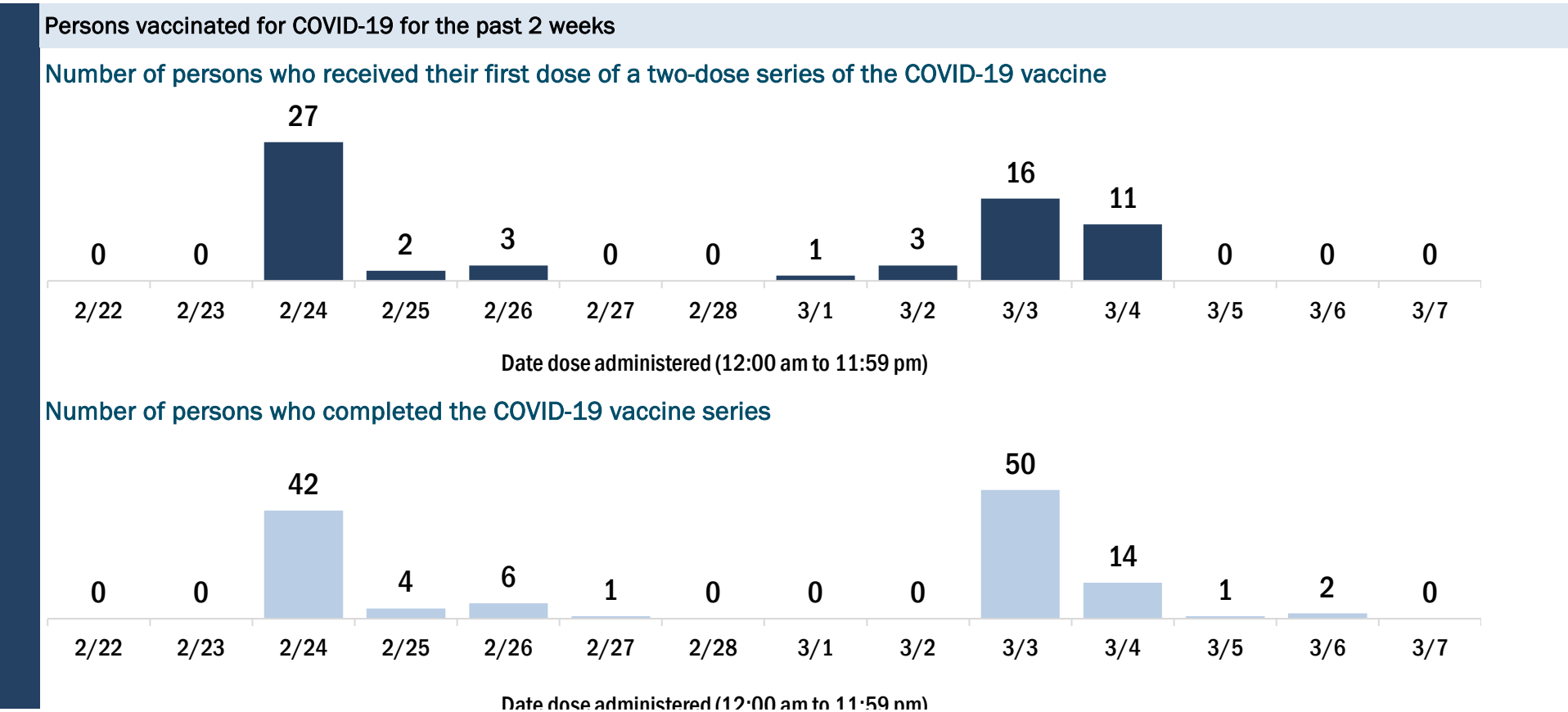
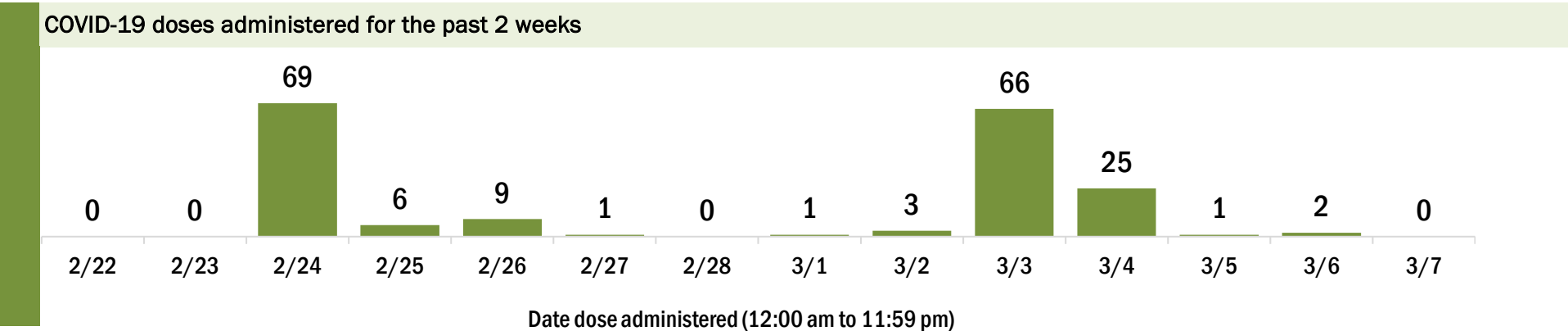
Data in this report are provisional and subject to change.

Data in this summary pertain to COVID-19 vaccines approved by the U.S. Food and Drug Administration and have been issued an Emergency Use Authorization (Janssen COVID-19 Vaccine, Moderna COVID-19 Vaccine and Pfizer-BioNTech COVID-19 Vaccine). These data summarize the number of people who have received either their first dose or have completed the series for a COVID-19 vaccine. **A person can only be counted in one category, first dose or series complete.** For persons receiving Moderna or Pfizer vaccines, once they receive their second dose, they are moved from the first dose column to the series completed column. **Because of this, the total first dose category may show a change from report to report not matching the total receiving their first dose from the previous day.** Persons receiving Johnson & Johnson vaccines will always be counted in the series completed column.

COVID-19 doses for vaccinated persons in Florida	
Doses administered	1,823
People receiving one dose of a 1-dose series (Johnson & Johnson) or receiving only one dose of a 2-dose series (Moderna, Pfizer) count once. Persons receiving both doses of a 2-dose series count twice.	

Current status of persons vaccinated for COVID-19 in Florida	
Total people vaccinated	1,059
First dose	295
Series completed	764
Completed 1-dose series	0
Completed 2-dose series	764
<b>First dose:</b> current number of people who have only received their first dose of the Moderna or Pfizer vaccine.	
<b>Series complete:</b> current number of people who have received both Moderna or Pfizer vaccine doses or one Johnson & Johnson dose and are considered fully immunized.	

Demographic summary	First dose	Series complete	Total people vaccinated
Age group	295	764	1,059
16-24 years	8	7	15
25-34 years	16	12	28
35-44 years	23	34	57
45-54 years	33	27	60
55-64 years	89	124	213
65-74 years	83	322	405
75-84 years	38	185	223
85+ years	5	53	58
Race	295	764	1,059
White	210	550	760
Black	34	48	82
American Indian/Alaskan	0	6	6
Other	18	86	104
Unknown	33	74	107
Other race includes Asian, native Hawaiian/Pacific Islander, or other.			
Ethnicity	295	764	1,059
Hispanic	1	8	9
Non-Hispanic	157	387	544
Unknown	137	369	506
Gender	295	764	1,059
Female	164	411	575
Male	131	353	484
Unknown	0	0	0





# COVID-19: Madison County vaccine summary

Vaccination data through Mar 7, 2021 as of Mar 8, 2021 at 12:05 AM

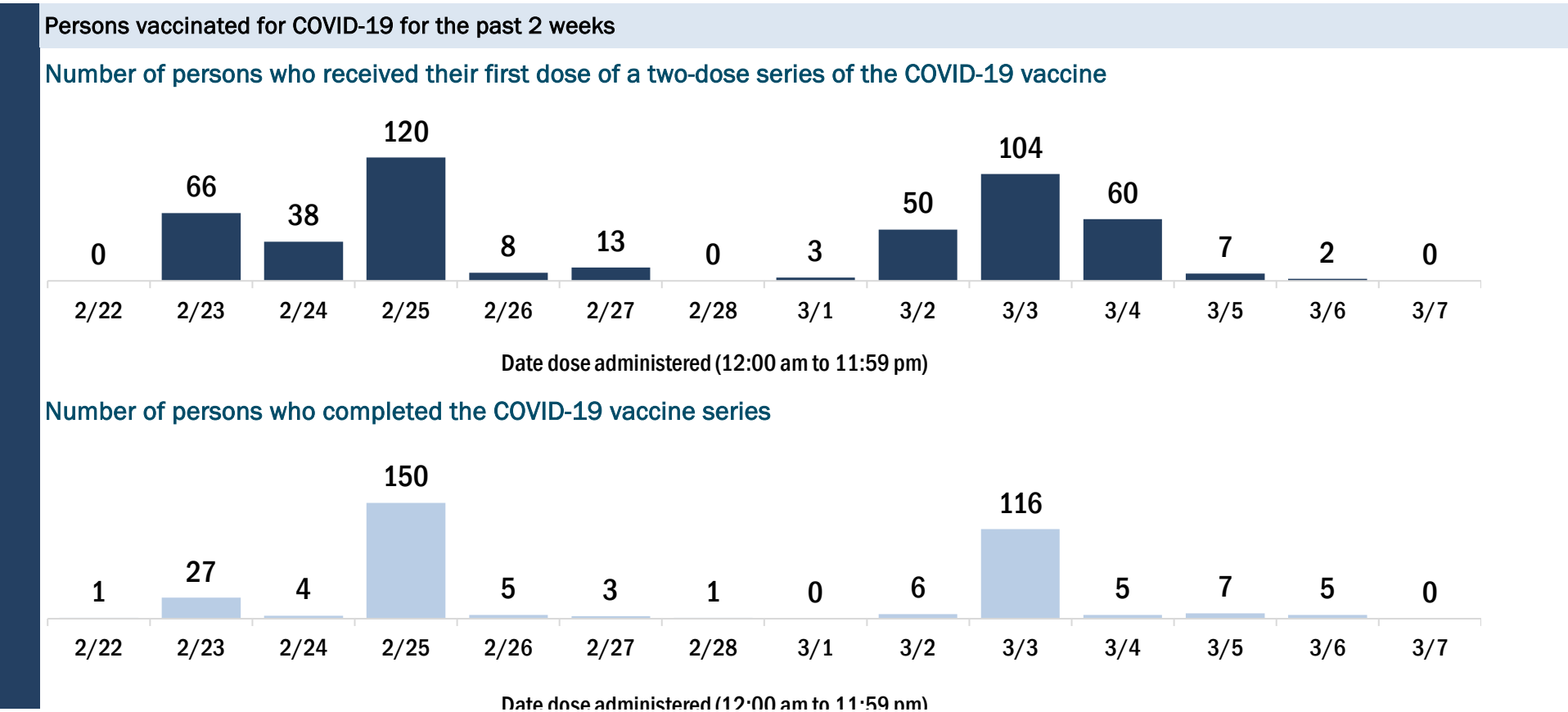
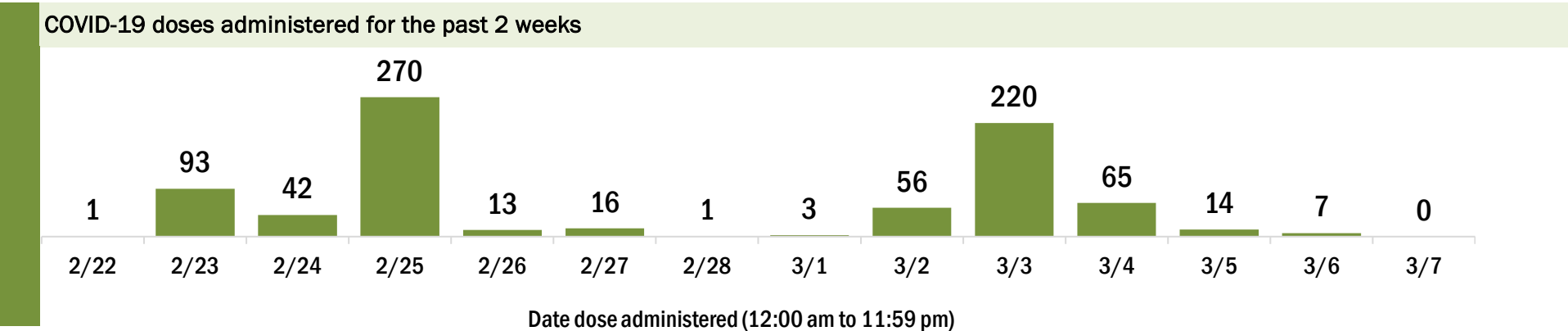
Data in this report are provisional and subject to change.

Data in this summary pertain to COVID-19 vaccines approved by the U.S. Food and Drug Administration and have been issued an Emergency Use Authorization (Janssen COVID-19 Vaccine, Moderna COVID-19 Vaccine and Pfizer-BioNTech COVID-19 Vaccine). These data summarize the number of people who have received either their first dose or have completed the series for a COVID-19 vaccine. **A person can only be counted in one category, first dose or series complete.** For persons receiving Moderna or Pfizer vaccines, once they receive their second dose, they are moved from the first dose column to the series completed column. **Because of this, the total first dose category may show a change from report to report not matching the total receiving their first dose from the previous day.** Persons receiving Johnson & Johnson vaccines will always be counted in the series completed column.

COVID-19 doses for vaccinated persons in Florida	
Doses administered	5,163
People receiving one dose of a 1-dose series (Johnson & Johnson) or receiving only one dose of a 2-dose series (Moderna, Pfizer) count once. Persons receiving both doses of a 2-dose series count twice.	

Current status of persons vaccinated for COVID-19 in Florida	
Total people vaccinated	3,060
First dose	954
Series completed	2,106
Completed 1-dose series	3
Completed 2-dose series	2,103
First dose: current number of people who have only received their first dose of the Moderna or Pfizer vaccine.	
Series complete: current number of people who have received both Moderna or Pfizer vaccine doses or one Johnson & Johnson dose and are considered fully immunized.	

Demographic summary	First dose	Series complete	Total people vaccinated
Age group	954	2,106	3,060
16-24 years	12	9	21
25-34 years	31	34	65
35-44 years	62	49	111
45-54 years	121	66	187
55-64 years	288	147	435
65-74 years	271	1,019	1,290
75-84 years	122	617	739
85+ years	47	165	212
Race	954	2,106	3,060
White	431	1,137	1,568
Black	281	432	713
American Indian/Alaskan	2	5	7
Other	64	214	278
Unknown	176	318	494
Other race includes Asian, native Hawaiian/Pacific Islander, or other.			
Ethnicity	954	2,106	3,060
Hispanic	2	17	19
Non-Hispanic	310	681	991
Unknown	642	1,408	2,050
Gender	954	2,106	3,060
Female	574	1,171	1,745
Male	379	935	1,314
Unknown	1	0	1



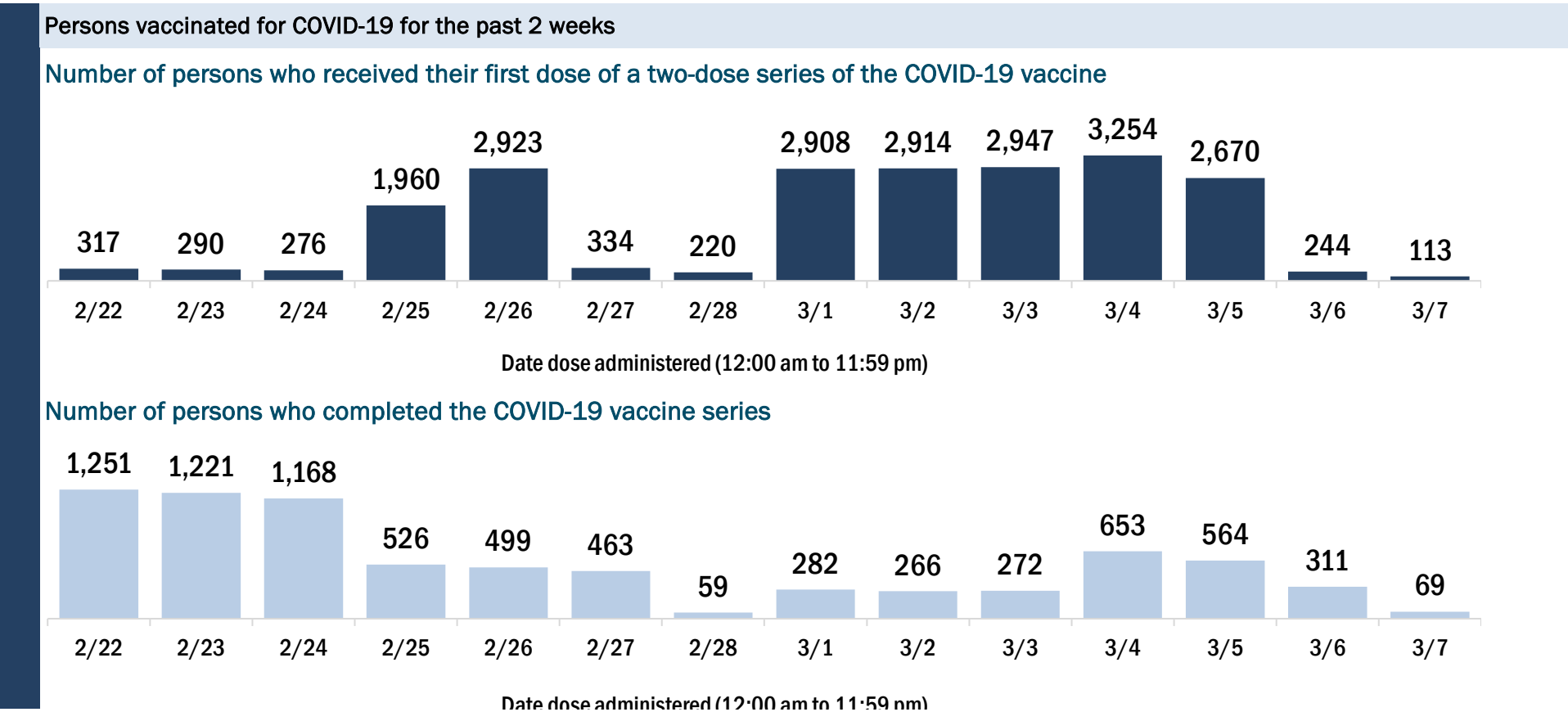
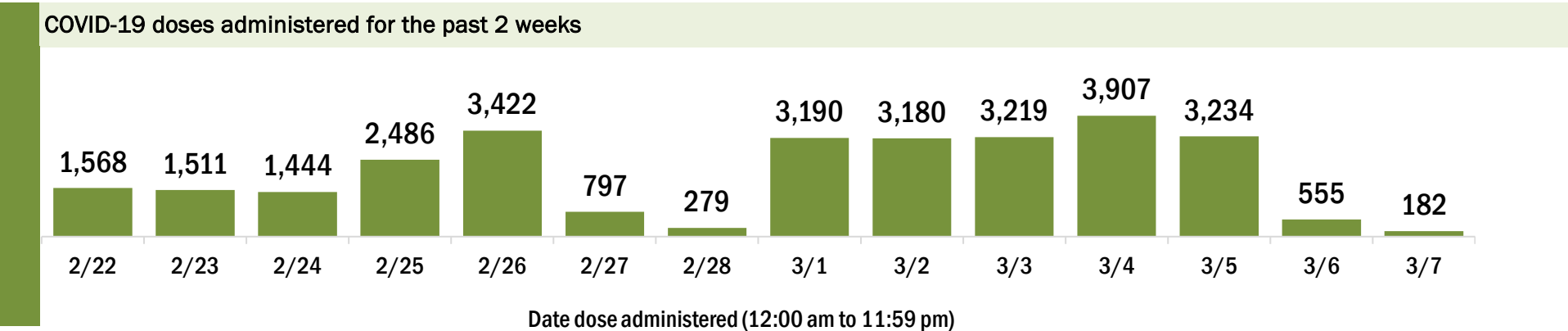
# COVID-19: Manatee County vaccine summary

Vaccination data through Mar 7, 2021 as of Mar 8, 2021 at 12:05 AM

Data in this report are provisional and subject to change.

Data in this summary pertain to COVID-19 vaccines approved by the U.S. Food and Drug Administration and have been issued an Emergency Use Authorization (Janssen COVID-19 Vaccine, Moderna COVID-19 Vaccine and Pfizer-BioNTech COVID-19 Vaccine). These data summarize the number of people who have received either their first dose or have completed the series for a COVID-19 vaccine. **A person can only be counted in one category, first dose or series complete.** For persons receiving Moderna or Pfizer vaccines, once they receive their second dose, they are moved from the first dose column to the series completed column. **Because of this, the total first dose category may show a change from report to report not matching the total receiving their first dose from the previous day.** Persons receiving Johnson & Johnson vaccines will always be counted in the series completed column.

COVID-19 doses for vaccinated persons in Florida		Demographic summary			
Doses administered	100,754	First dose	Series complete	Total people vaccinated	
People receiving one dose of a 1-dose series (Johnson & Johnson) or receiving only one dose of a 2-dose series (Moderna, Pfizer) count once. Persons receiving both doses of a 2-dose series count twice.		Age group	42,671	29,108	71,779
		16-24 years	231	439	670
		25-34 years	564	1,514	2,078
		35-44 years	638	1,877	2,515
		45-54 years	958	2,281	3,239
		55-64 years	2,068	2,917	4,985
		65-74 years	21,754	11,644	33,398
		75-84 years	12,730	6,083	18,813
		85+ years	3,728	2,353	6,081
		Race	42,671	29,108	71,779
		White	32,416	21,496	53,912
		Black	820	601	1,421
		American Indian/Alaskan	201	113	314
		Other	2,411	3,808	6,219
		Unknown	6,823	3,090	9,913
		Other race includes Asian, native Hawaiian/Pacific Islander, or other.			
		Ethnicity	42,671	29,108	71,779
		Hispanic	1,078	856	1,934
		Non-Hispanic	22,150	18,264	40,414
		Unknown	19,443	9,988	29,431
		Gender	42,671	29,108	71,779
		Female	23,602	17,046	40,648
		Male	19,001	12,033	31,034
		Unknown	68	29	97



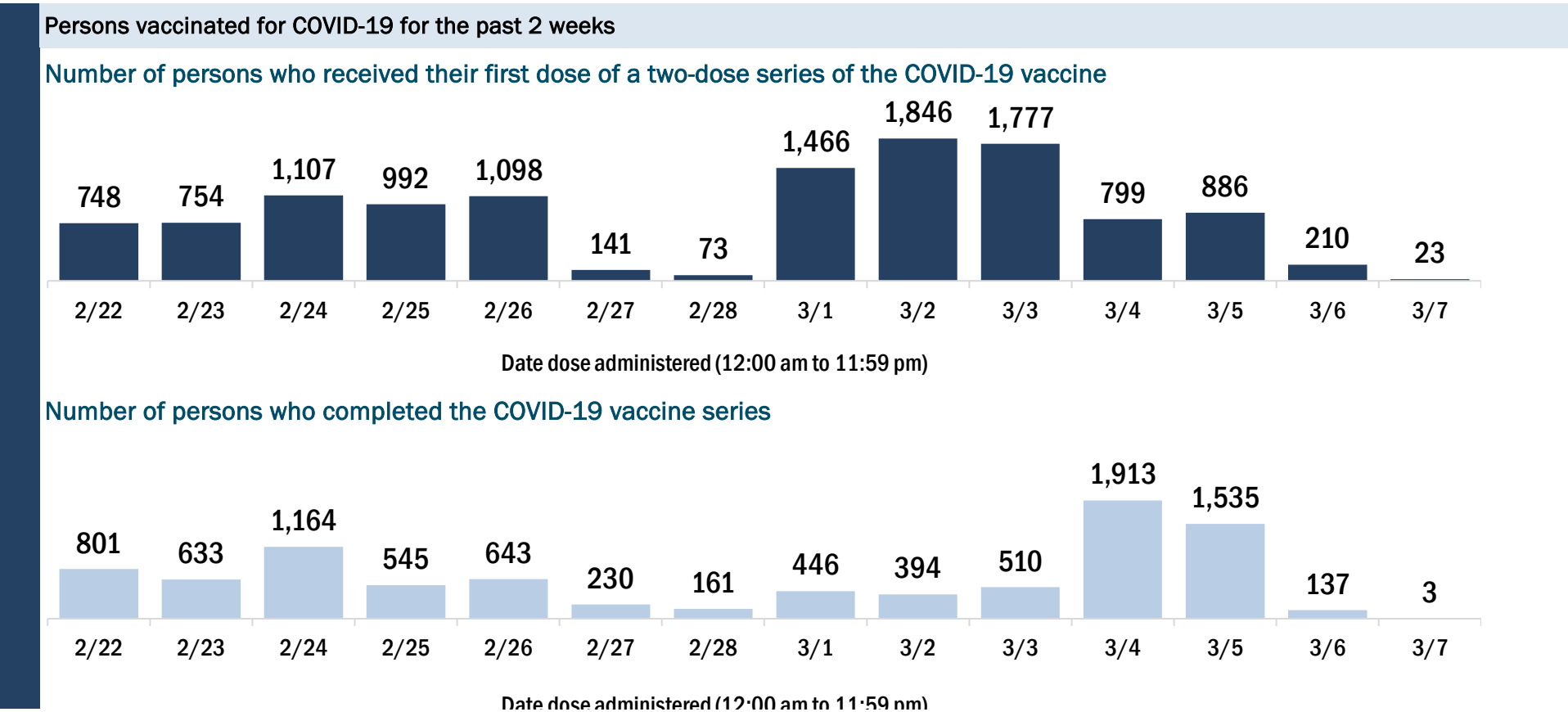
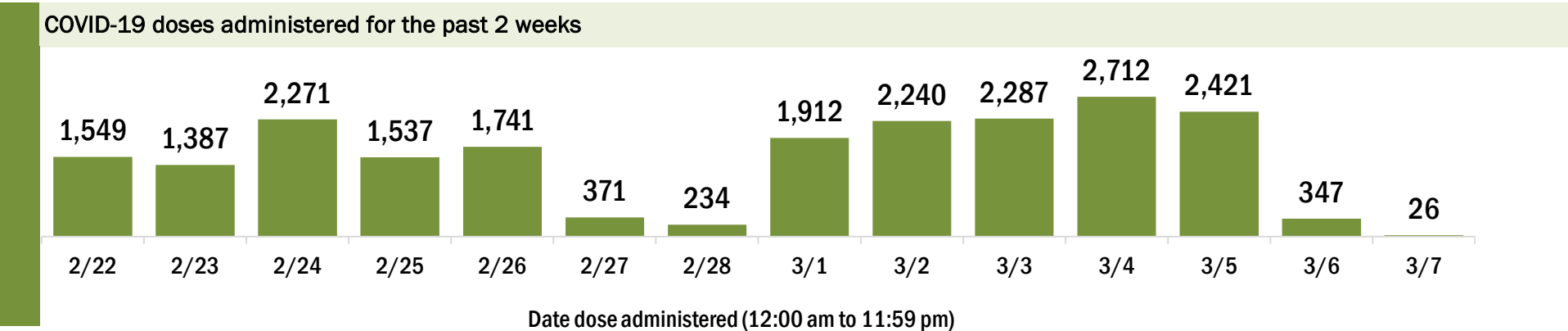
# COVID-19: Marion County vaccine summary

Vaccination data through Mar 7, 2021 as of Mar 8, 2021 at 12:05 AM

Data in this report are provisional and subject to change.

Data in this summary pertain to COVID-19 vaccines approved by the U.S. Food and Drug Administration and have been issued an Emergency Use Authorization (Janssen COVID-19 Vaccine, Moderna COVID-19 Vaccine and Pfizer-BioNTech COVID-19 Vaccine). These data summarize the number of people who have received either their first dose or have completed the series for a COVID-19 vaccine. **A person can only be counted in one category, first dose or series complete.** For persons receiving Moderna or Pfizer vaccines, once they receive their second dose, they are moved from the first dose column to the series completed column. **Because of this, the total first dose category may show a change from report to report not matching the total receiving their first dose from the previous day.** Persons receiving Johnson & Johnson vaccines will always be counted in the series completed column.

COVID-19 doses for vaccinated persons in Florida		Demographic summary			
Doses administered	91,730	First dose	Series complete	Total people vaccinated	
People receiving one dose of a 1-dose series (Johnson & Johnson) or receiving only one dose of a 2-dose series (Moderna, Pfizer) count once. Persons receiving both doses of a 2-dose series count twice.		Age group	27,145	32,300	59,445
		16-24 years	226	362	588
		25-34 years	480	1,037	1,517
		35-44 years	628	1,431	2,059
		45-54 years	1,066	1,924	2,990
		55-64 years	2,198	2,519	4,717
		65-74 years	11,906	13,399	25,305
		75-84 years	8,215	9,072	17,287
		85+ years	2,426	2,556	4,982
		Race	27,145	32,300	59,445
		White	17,776	22,818	40,594
		Black	1,288	1,303	2,591
		American Indian/Alaskan	72	129	201
		Other	1,989	4,236	6,225
		Unknown	6,020	3,814	9,834
		Other race includes Asian, native Hawaiian/Pacific Islander, or other.			
		Ethnicity	27,145	32,300	59,445
		Hispanic	1,044	1,114	2,158
		Non-Hispanic	13,707	20,938	34,645
		Unknown	12,394	10,248	22,642
		Gender	27,145	32,300	59,445
		Female	15,568	18,635	34,203
		Male	11,545	13,654	25,199
		Unknown	32	11	43



# COVID-19: Martin County vaccine summary

Vaccination data through Mar 7, 2021 as of Mar 8, 2021 at 12:05 AM

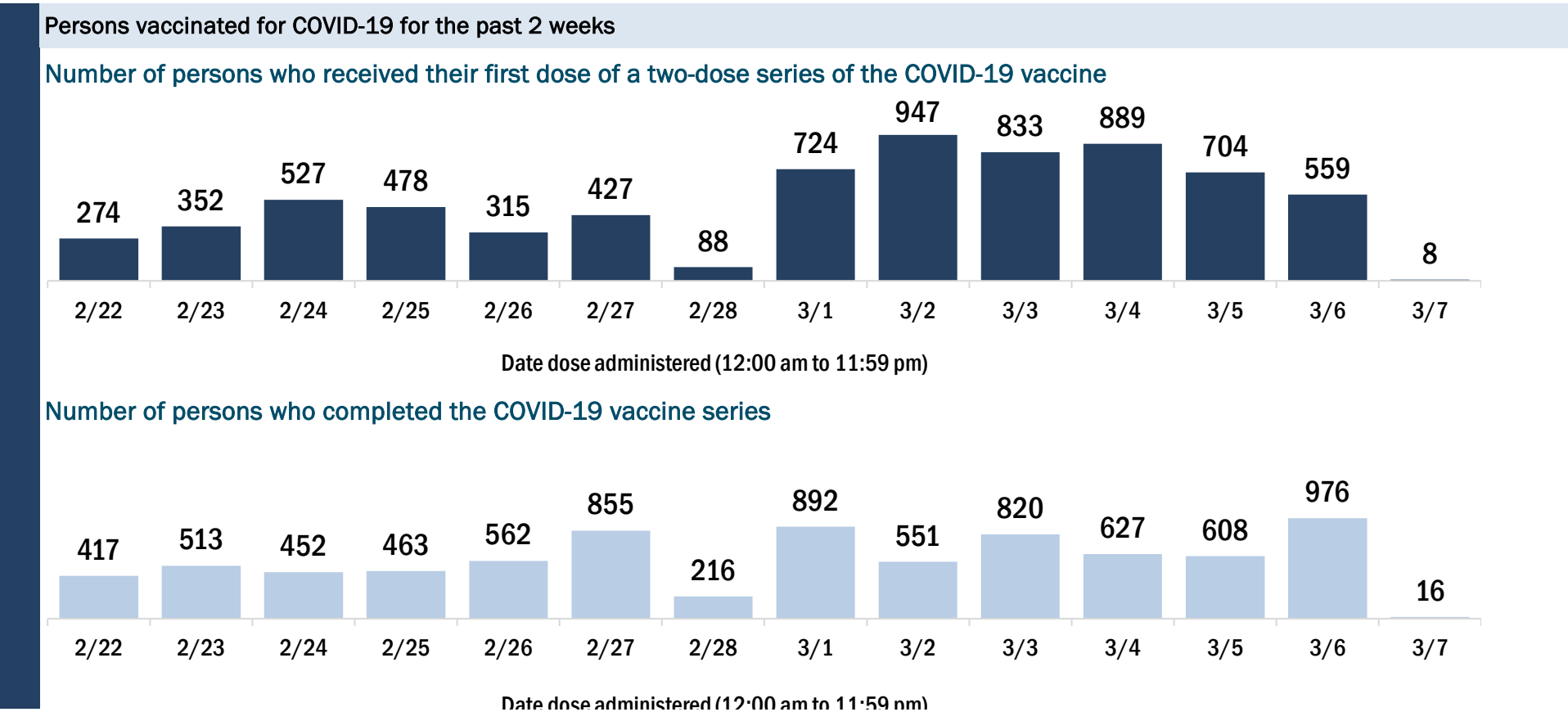
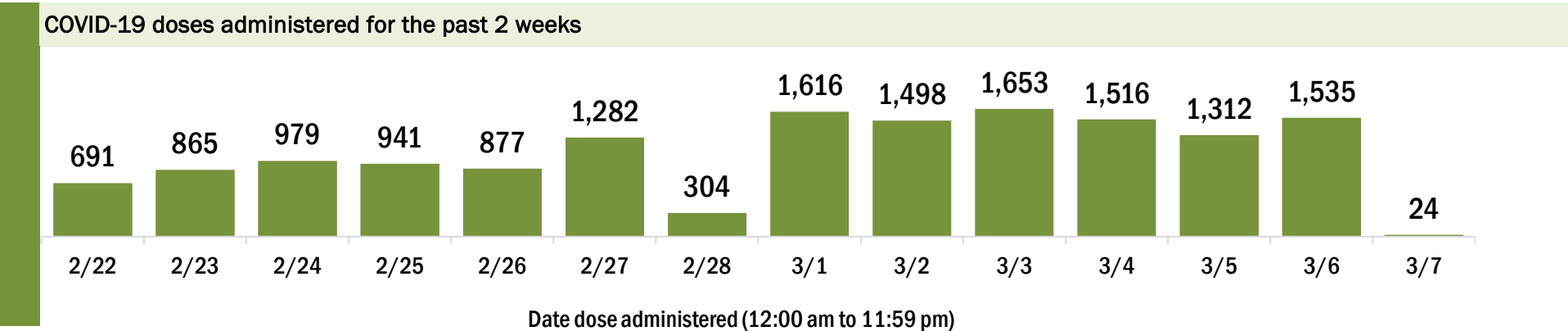
Data in this report are provisional and subject to change.

Data in this summary pertain to COVID-19 vaccines approved by the U.S. Food and Drug Administration and have been issued an Emergency Use Authorization (Janssen COVID-19 Vaccine, Moderna COVID-19 Vaccine and Pfizer-BioNTech COVID-19 Vaccine). These data summarize the number of people who have received either their first dose or have completed the series for a COVID-19 vaccine. **A person can only be counted in one category, first dose or series complete.** For persons receiving Moderna or Pfizer vaccines, once they receive their second dose, they are moved from the first dose column to the series completed column. **Because of this, the total first dose category may show a change from report to report not matching the total receiving their first dose from the previous day.** Persons receiving Johnson & Johnson vaccines will always be counted in the series completed column.

COVID-19 doses for vaccinated persons in Florida	
Doses administered	62,467
People receiving one dose of a 1-dose series (Johnson & Johnson) or receiving only one dose of a 2-dose series (Moderna, Pfizer) count once. Persons receiving both doses of a 2-dose series count twice.	

Current status of persons vaccinated for COVID-19 in Florida	
Total people vaccinated	39,391
First dose	16,309
Series completed	23,082
Completed 1-dose series	6
Completed 2-dose series	23,076
<b>First dose:</b> current number of people who have only received their first dose of the Moderna or Pfizer vaccine.	
<b>Series complete:</b> current number of people who have received both Moderna or Pfizer vaccine doses or one Johnson & Johnson dose and are considered fully immunized.	

Demographic summary	First dose	Series complete	Total people vaccinated
Age group	16,309	23,082	39,391
16-24 years	72	122	194
25-34 years	198	395	593
35-44 years	249	669	918
45-54 years	393	818	1,211
55-64 years	1,237	1,652	2,889
65-74 years	7,014	9,689	16,703
75-84 years	5,177	6,951	12,128
85+ years	1,969	2,786	4,755
Race	16,309	23,082	39,391
White	10,450	15,090	25,540
Black	313	290	603
American Indian/Alaskan	52	31	83
Other	871	2,233	3,104
Unknown	4,623	5,438	10,061
Other race includes Asian, native Hawaiian/Pacific Islander, or other.			
Ethnicity	16,309	23,082	39,391
Hispanic	338	358	696
Non-Hispanic	5,692	6,776	12,468
Unknown	10,279	15,948	26,227
Gender	16,309	23,082	39,391
Female	9,289	13,158	22,447
Male	6,990	9,924	16,914
Unknown	30	0	30





# COVID-19: Monroe County vaccine summary

Vaccination data through Mar 7, 2021 as of Mar 8, 2021 at 12:05 AM

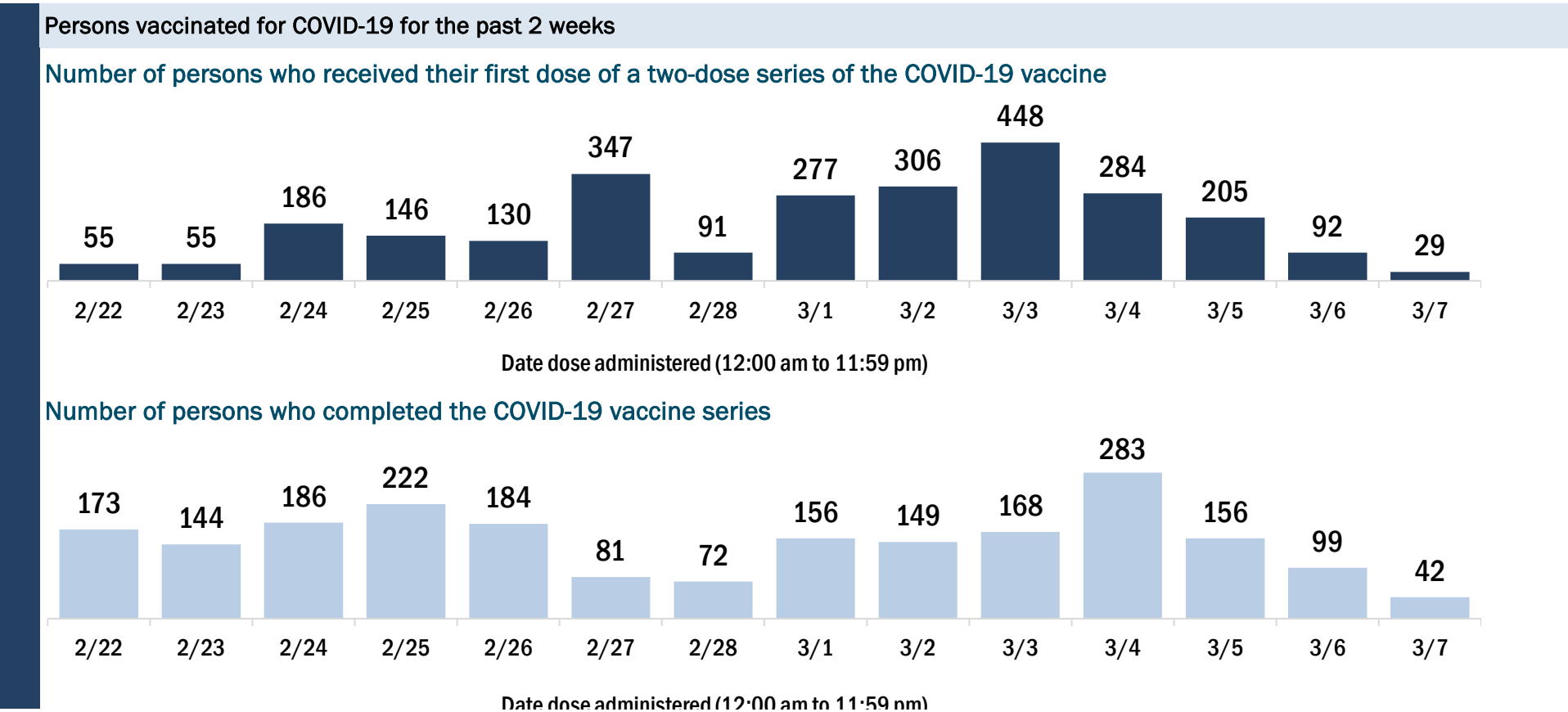
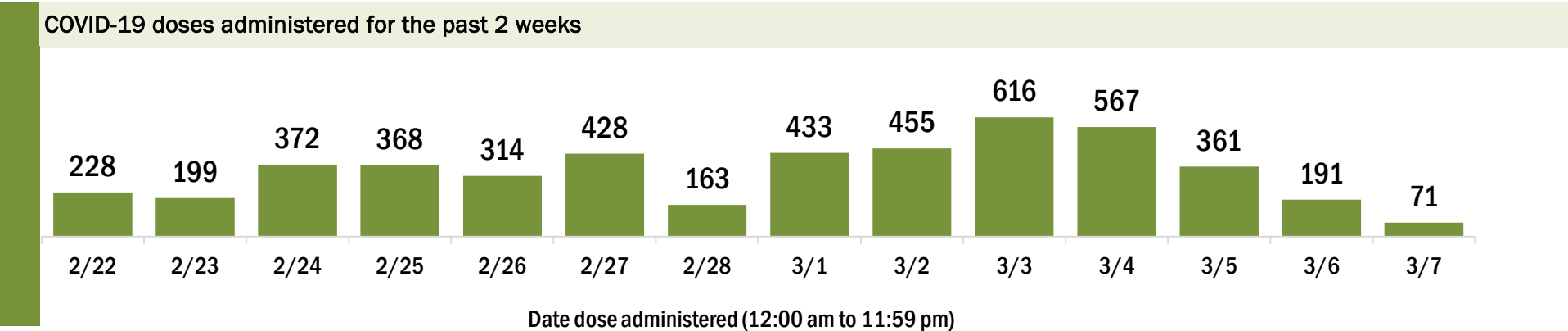
Data in this report are provisional and subject to change.

Data in this summary pertain to COVID-19 vaccines approved by the U.S. Food and Drug Administration and have been issued an Emergency Use Authorization (Janssen COVID-19 Vaccine, Moderna COVID-19 Vaccine and Pfizer-BioNTech COVID-19 Vaccine). These data summarize the number of people who have received either their first dose or have completed the series for a COVID-19 vaccine. **A person can only be counted in one category, first dose or series complete.** For persons receiving Moderna or Pfizer vaccines, once they receive their second dose, they are moved from the first dose column to the series completed column. **Because of this, the total first dose category may show a change from report to report not matching the total receiving their first dose from the previous day.** Persons receiving Johnson & Johnson vaccines will always be counted in the series completed column.

COVID-19 doses for vaccinated persons in Florida	
Doses administered	21,352
People receiving one dose of a 1-dose series (Johnson & Johnson) or receiving only one dose of a 2-dose series (Moderna, Pfizer) count once. Persons receiving both doses of a 2-dose series count twice.	

Current status of persons vaccinated for COVID-19 in Florida	
Total people vaccinated	13,586
First dose	5,757
Series completed	7,829
Completed 1-dose series	63
Completed 2-dose series	7,766
<b>First dose:</b> current number of people who have only received their first dose of the Moderna or Pfizer vaccine.	
<b>Series complete:</b> current number of people who have received both Moderna or Pfizer vaccine doses or one Johnson & Johnson dose and are considered fully immunized.	

Demographic summary	First dose	Series complete	Total people vaccinated
Age group	5,757	7,829	13,586
16-24 years	49	50	99
25-34 years	107	199	306
35-44 years	157	341	498
45-54 years	294	486	780
55-64 years	669	784	1,453
65-74 years	3,020	3,621	6,641
75-84 years	1,218	1,859	3,077
85+ years	243	489	732
Race	5,757	7,829	13,586
White	3,716	5,930	9,646
Black	155	122	277
American Indian/Alaskan	29	20	49
Other	241	513	754
Unknown	1,616	1,244	2,860
Other race includes Asian, native Hawaiian/Pacific Islander, or other.			
Ethnicity	5,757	7,829	13,586
Hispanic	401	479	880
Non-Hispanic	2,689	4,844	7,533
Unknown	2,667	2,506	5,173
Gender	5,757	7,829	13,586
Female	3,000	4,131	7,131
Male	2,738	3,698	6,436
Unknown	19	0	19



# COVID-19: Nassau County vaccine summary

Vaccination data through Mar 7, 2021 as of Mar 8, 2021 at 12:05 AM

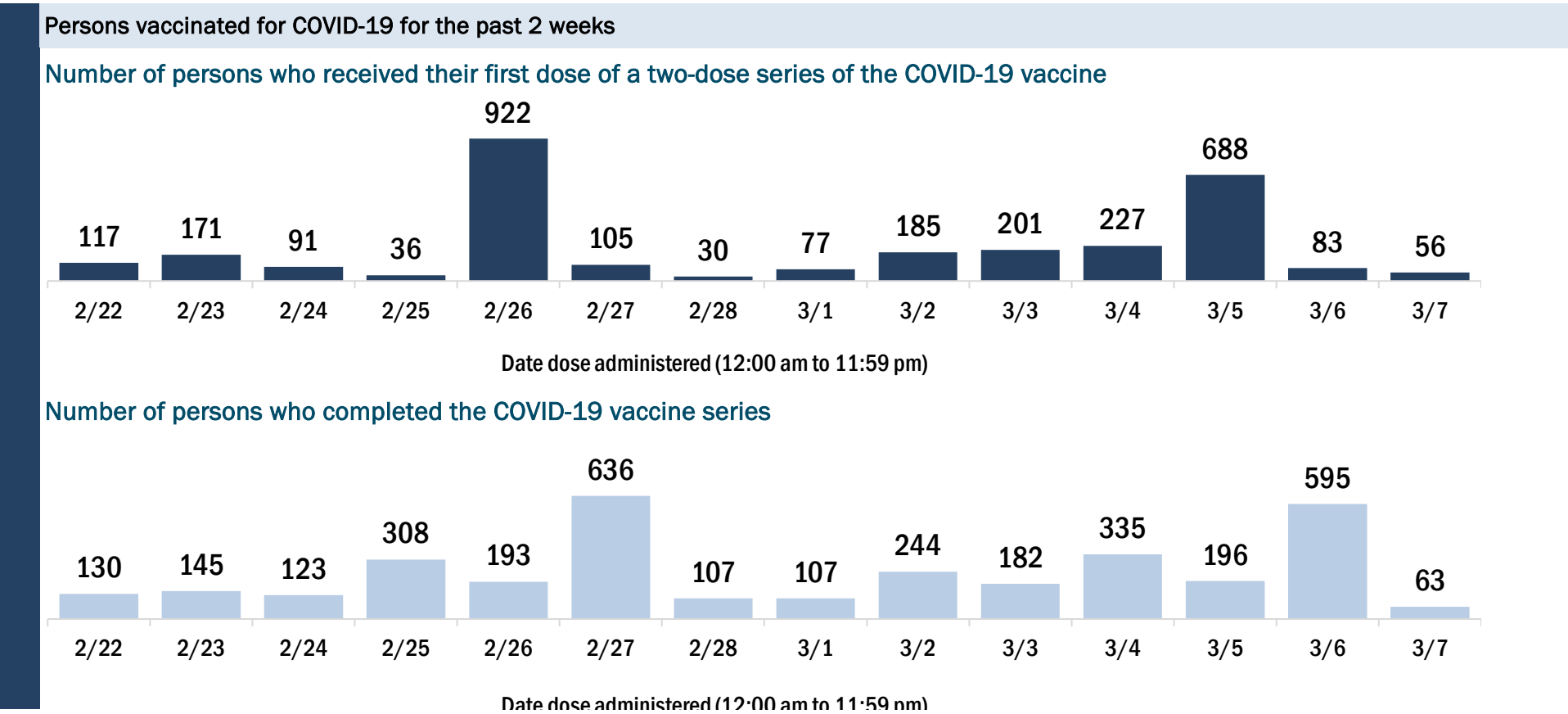
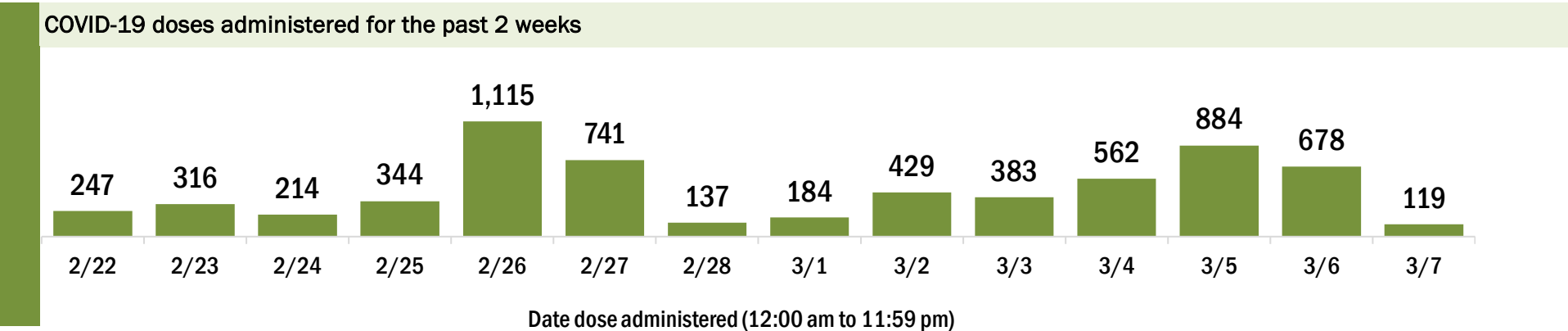
Data in this report are provisional and subject to change.

Data in this summary pertain to COVID-19 vaccines approved by the U.S. Food and Drug Administration and have been issued an Emergency Use Authorization (Janssen COVID-19 Vaccine, Moderna COVID-19 Vaccine and Pfizer-BioNTech COVID-19 Vaccine). These data summarize the number of people who have received either their first dose or have completed the series for a COVID-19 vaccine. **A person can only be counted in one category, first dose or series complete.** For persons receiving Moderna or Pfizer vaccines, once they receive their second dose, they are moved from the first dose column to the series completed column. **Because of this, the total first dose category may show a change from report to report not matching the total receiving their first dose from the previous day.** Persons receiving Johnson & Johnson vaccines will always be counted in the series completed column.

COVID-19 doses for vaccinated persons in Florida	
Doses administered	31,238
People receiving one dose of a 1-dose series (Johnson & Johnson) or receiving only one dose of a 2-dose series (Moderna, Pfizer) count once. Persons receiving both doses of a 2-dose series count twice.	

Current status of persons vaccinated for COVID-19 in Florida	
Total people vaccinated	18,867
First dose	6,472
Series completed	12,395
Completed 1-dose series	24
Completed 2-dose series	12,371
<b>First dose:</b> current number of people who have only received their first dose of the Moderna or Pfizer vaccine.	
<b>Series complete:</b> current number of people who have received both Moderna or Pfizer vaccine doses or one Johnson & Johnson dose and are considered fully immunized.	

Demographic summary	First dose	Series complete	Total people vaccinated
Age group	6,472	12,395	18,867
16-24 years	69	113	182
25-34 years	99	294	393
35-44 years	226	474	700
45-54 years	421	527	948
55-64 years	915	906	1,821
65-74 years	2,981	5,990	8,971
75-84 years	1,404	3,136	4,540
85+ years	357	955	1,312
Race	6,472	12,395	18,867
White	5,063	9,832	14,895
Black	272	476	748
American Indian/Alaskan	26	27	53
Other	309	758	1,067
Unknown	802	1,302	2,104
Other race includes Asian, native Hawaiian/Pacific Islander, or other.			
Ethnicity	6,472	12,395	18,867
Hispanic	136	124	260
Non-Hispanic	4,362	9,068	13,430
Unknown	1,974	3,203	5,177
Gender	6,472	12,395	18,867
Female	3,690	6,929	10,619
Male	2,778	5,466	8,244
Unknown	4	0	4



# COVID-19: Okaloosa County vaccine summary

Vaccination data through Mar 7, 2021 as of Mar 8, 2021 at 12:05 AM

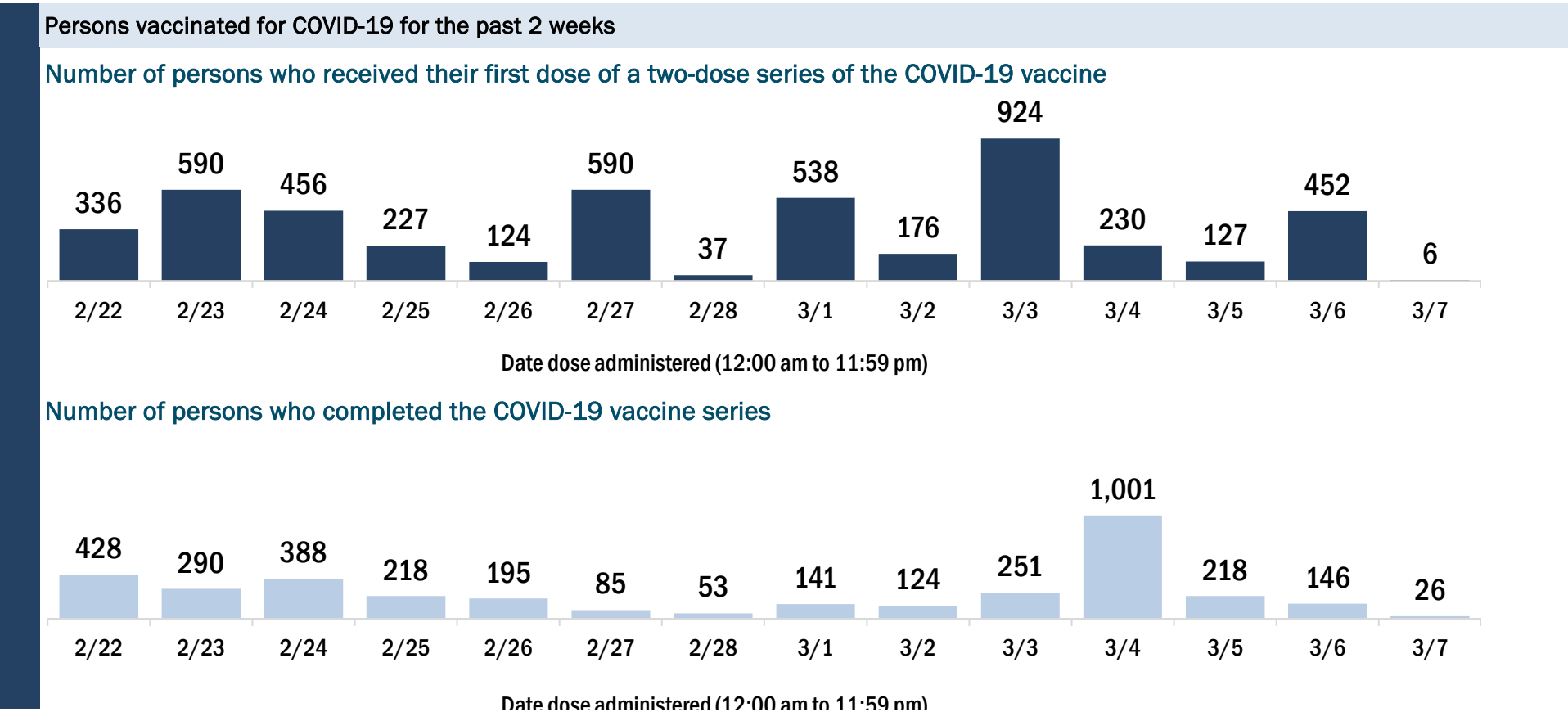
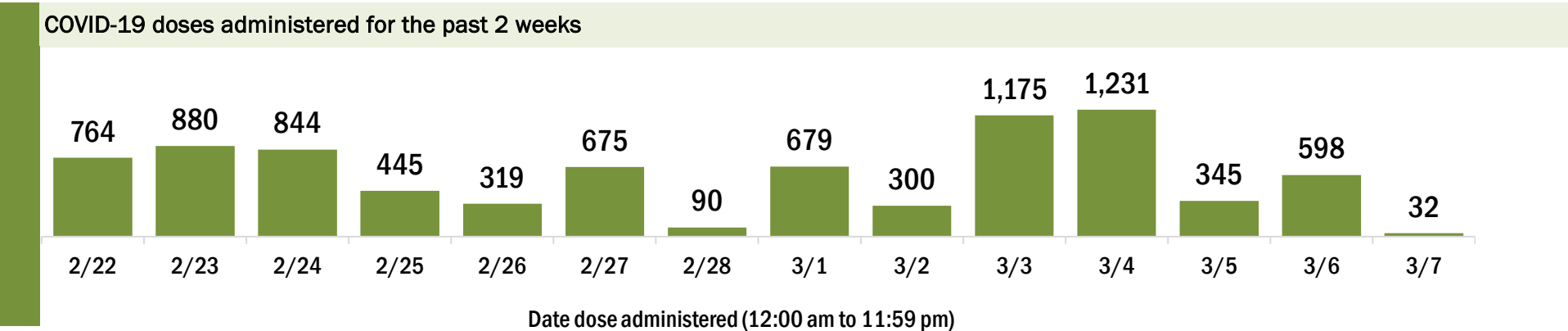
Data in this report are provisional and subject to change.

Data in this summary pertain to COVID-19 vaccines approved by the U.S. Food and Drug Administration and have been issued an Emergency Use Authorization (Janssen COVID-19 Vaccine, Moderna COVID-19 Vaccine and Pfizer-BioNTech COVID-19 Vaccine). These data summarize the number of people who have received either their first dose or have completed the series for a COVID-19 vaccine. **A person can only be counted in one category, first dose or series complete.** For persons receiving Moderna or Pfizer vaccines, once they receive their second dose, they are moved from the first dose column to the series completed column. **Because of this, the total first dose category may show a change from report to report not matching the total receiving their first dose from the previous day.** Persons receiving Johnson & Johnson vaccines will always be counted in the series completed column.

COVID-19 doses for vaccinated persons in Florida	
Doses administered	46,779
People receiving one dose of a 1-dose series (Johnson & Johnson) or receiving only one dose of a 2-dose series (Moderna, Pfizer) count once. Persons receiving both doses of a 2-dose series count twice.	

Current status of persons vaccinated for COVID-19 in Florida	
Total people vaccinated	29,150
First dose	11,381
Series completed	17,769
Completed 1-dose series	140
Completed 2-dose series	17,629
First dose: current number of people who have only received their first dose of the Moderna or Pfizer vaccine.	
Series complete: current number of people who have received both Moderna or Pfizer vaccine doses or one Johnson & Johnson dose and are considered fully immunized.	

Demographic summary	First dose	Series complete	Total people vaccinated
Age group	11,381	17,769	29,150
16-24 years	140	175	315
25-34 years	407	681	1,088
35-44 years	504	851	1,355
45-54 years	638	1,036	1,674
55-64 years	1,459	1,597	3,056
65-74 years	4,847	7,147	11,994
75-84 years	2,525	4,496	7,021
85+ years	861	1,786	2,647
Race	11,381	17,769	29,150
White	7,353	12,420	19,773
Black	624	491	1,115
American Indian/Alaskan	53	45	98
Other	818	1,850	2,668
Unknown	2,533	2,963	5,496
Other race includes Asian, native Hawaiian/Pacific Islander, or other.			
Ethnicity	11,381	17,769	29,150
Hispanic	241	289	530
Non-Hispanic	6,361	9,237	15,598
Unknown	4,779	8,243	13,022
Gender	11,381	17,769	29,150
Female	6,474	10,423	16,897
Male	4,786	7,343	12,129
Unknown	121	3	124



# COVID-19: Okeechobee County vaccine summary

Vaccination data through Mar 7, 2021 as of Mar 8, 2021 at 12:05 AM

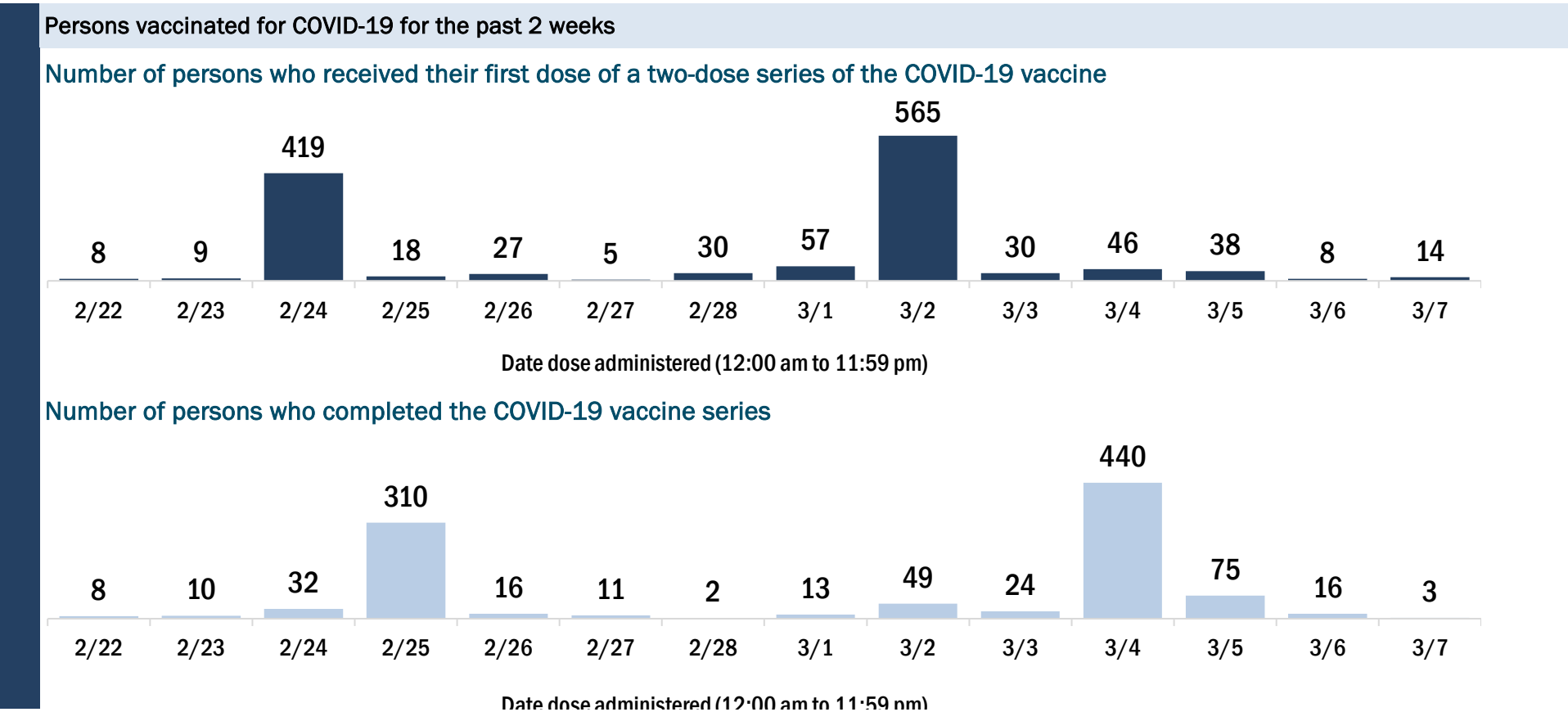
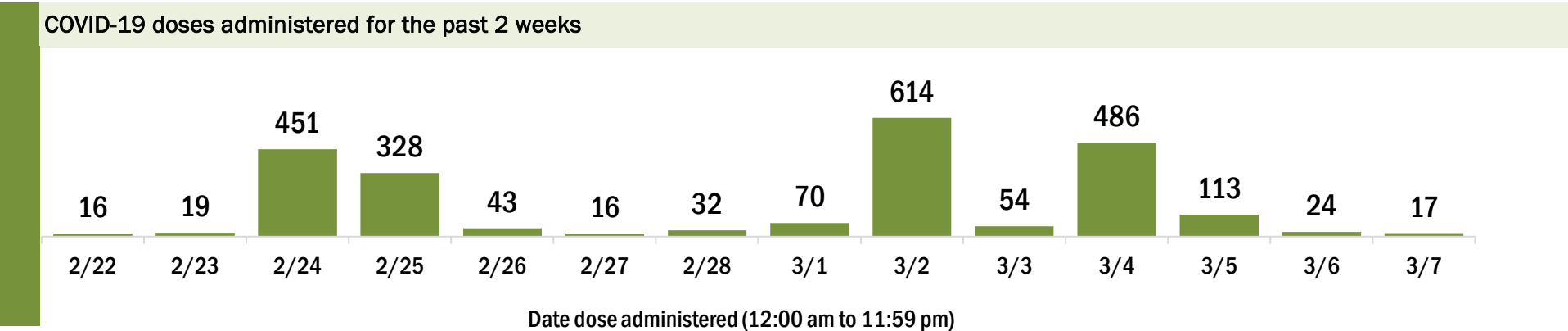
Data in this report are provisional and subject to change.

Data in this summary pertain to COVID-19 vaccines approved by the U.S. Food and Drug Administration and have been issued an Emergency Use Authorization (Janssen COVID-19 Vaccine, Moderna COVID-19 Vaccine and Pfizer-BioNTech COVID-19 Vaccine). These data summarize the number of people who have received either their first dose or have completed the series for a COVID-19 vaccine. **A person can only be counted in one category, first dose or series complete.** For persons receiving Moderna or Pfizer vaccines, once they receive their second dose, they are moved from the first dose column to the series completed column. **Because of this, the total first dose category may show a change from report to report not matching the total receiving their first dose from the previous day.** Persons receiving Johnson & Johnson vaccines will always be counted in the series completed column.

COVID-19 doses for vaccinated persons in Florida	
Doses administered	8,663
People receiving one dose of a 1-dose series (Johnson & Johnson) or receiving only one dose of a 2-dose series (Moderna, Pfizer) count once. Persons receiving both doses of a 2-dose series count twice.	

Current status of persons vaccinated for COVID-19 in Florida	
Total people vaccinated	5,419
First dose	2,172
Series completed	3,247
Completed 1-dose series	3
Completed 2-dose series	3,244
<b>First dose:</b> current number of people who have only received their first dose of the Moderna or Pfizer vaccine.	
<b>Series complete:</b> current number of people who have received both Moderna or Pfizer vaccine doses or one Johnson & Johnson dose and are considered fully immunized.	

Demographic summary	First dose	Series complete	Total people vaccinated
Age group	2,172	3,247	5,419
16-24 years	10	29	39
25-34 years	37	97	134
35-44 years	49	108	157
45-54 years	52	115	167
55-64 years	107	166	273
65-74 years	1,058	1,401	2,459
75-84 years	689	1,039	1,728
85+ years	170	292	462
Race	2,172	3,247	5,419
White	1,756	2,602	4,358
Black	35	49	84
American Indian/Alaskan	9	20	29
Other	108	416	524
Unknown	264	160	424
Other race includes Asian, native Hawaiian/Pacific Islander, or other.			
Ethnicity	2,172	3,247	5,419
Hispanic	85	166	251
Non-Hispanic	1,447	2,540	3,987
Unknown	640	541	1,181
Gender	2,172	3,247	5,419
Female	1,179	1,821	3,000
Male	993	1,426	2,419
Unknown	0	0	0





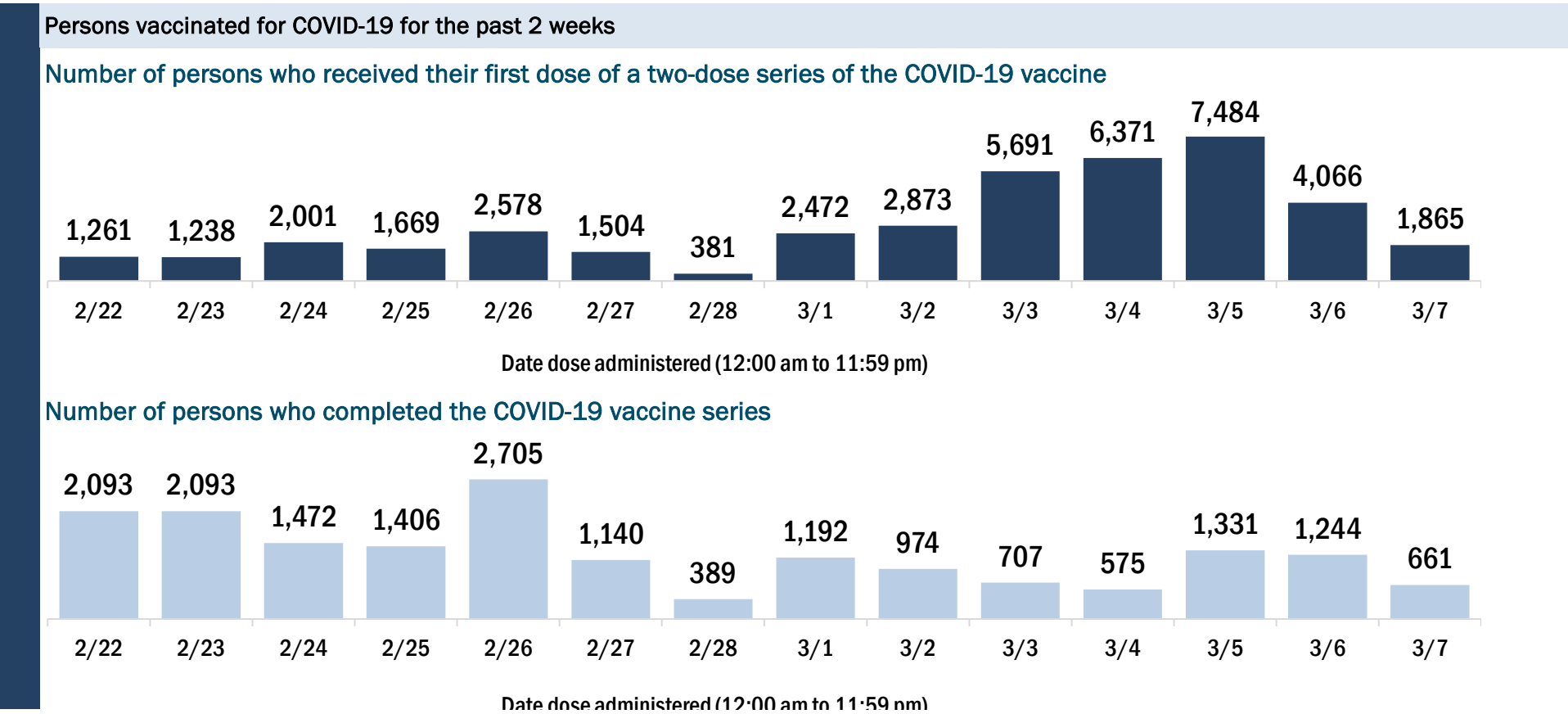
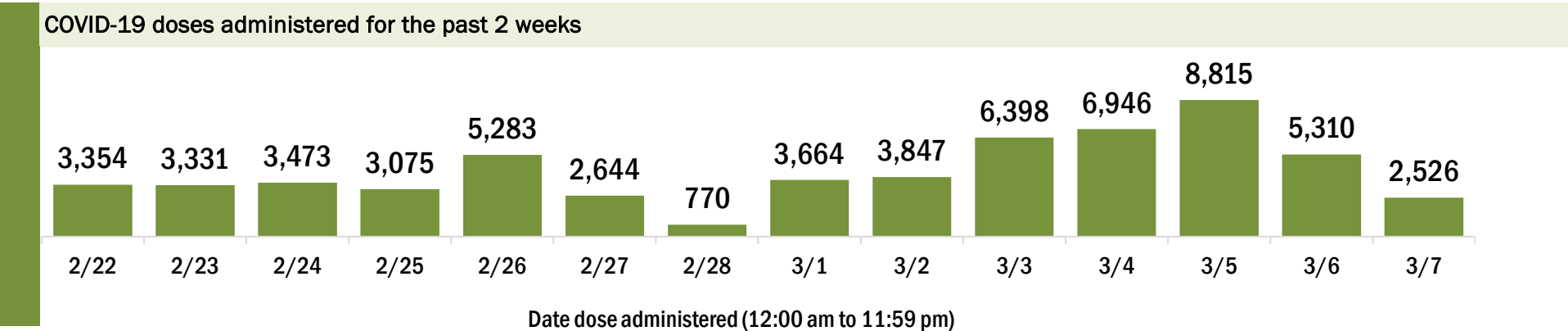
# COVID-19: Orange County vaccine summary

Vaccination data through Mar 7, 2021 as of Mar 8, 2021 at 12:05 AM

Data in this report are provisional and subject to change.

Data in this summary pertain to COVID-19 vaccines approved by the U.S. Food and Drug Administration and have been issued an Emergency Use Authorization (Janssen COVID-19 Vaccine, Moderna COVID-19 Vaccine and Pfizer-BioNTech COVID-19 Vaccine). These data summarize the number of people who have received either their first dose or have completed the series for a COVID-19 vaccine. **A person can only be counted in one category, first dose or series complete.** For persons receiving Moderna or Pfizer vaccines, once they receive their second dose, they are moved from the first dose column to the series completed column. **Because of this, the total first dose category may show a change from report to report not matching the total receiving their first dose from the previous day.** Persons receiving Johnson & Johnson vaccines will always be counted in the series completed column.

COVID-19 doses for vaccinated persons in Florida		Demographic summary			
Doses administered	249,003	First dose	Series complete	Total people vaccinated	
People receiving one dose of a 1-dose series (Johnson & Johnson) or receiving only one dose of a 2-dose series (Moderna, Pfizer) count once. Persons receiving both doses of a 2-dose series count twice.		Age group	72,127	89,567	161,694
		16-24 years	1,820	1,834	3,654
		25-34 years	5,030	6,379	11,409
		35-44 years	6,642	7,477	14,119
		45-54 years	8,023	7,192	15,215
		55-64 years	10,322	7,597	17,919
		65-74 years	23,423	35,909	59,332
		75-84 years	11,578	16,679	28,257
		85+ years	5,289	6,500	11,789
		Race	72,127	89,567	161,694
		White	37,550	55,097	92,647
		Black	6,438	6,544	12,982
		American Indian/Alaskan	273	266	539
		Other	12,435	20,557	32,992
		Unknown	15,431	7,103	22,534
		Other race includes Asian, native Hawaiian/Pacific Islander, or other.			
		Ethnicity	72,127	89,567	161,694
		Hispanic	7,962	9,875	17,837
		Non-Hispanic	27,774	44,518	72,292
		Unknown	36,391	35,174	71,565
		Gender	72,127	89,567	161,694
		Female	42,290	52,759	95,049
		Male	27,767	36,152	63,919
		Unknown	2,070	656	2,726



# COVID-19: Osceola County vaccine summary

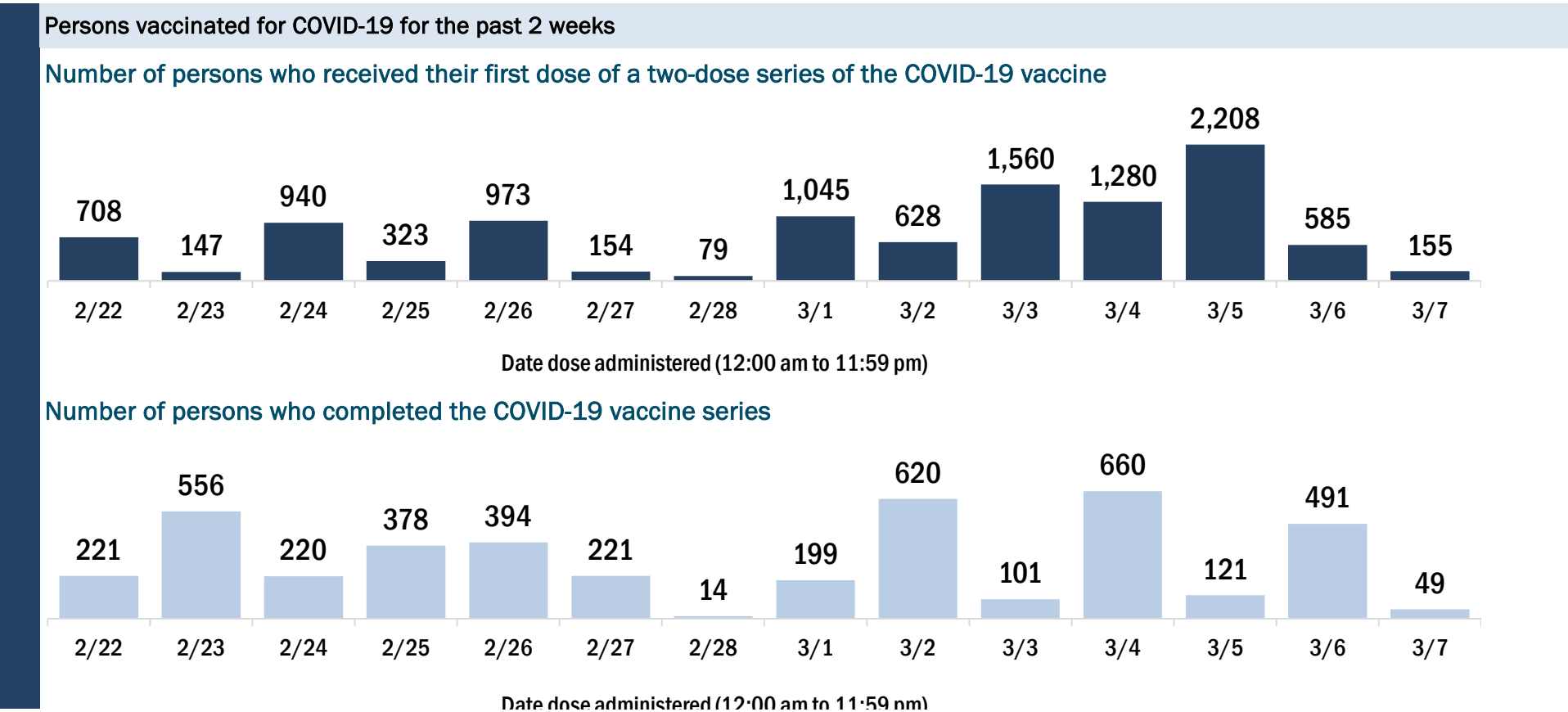
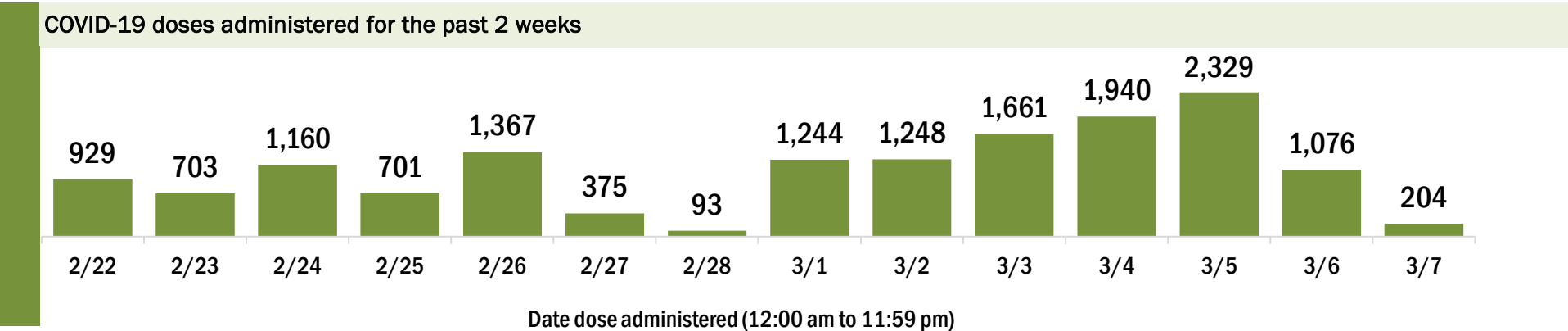
Vaccination data through Mar 7, 2021 as of Mar 8, 2021 at 12:05 AM

Data in this report are provisional and subject to change.

Data in this summary pertain to COVID-19 vaccines approved by the U.S. Food and Drug Administration and have been issued an Emergency Use Authorization (Janssen COVID-19 Vaccine, Moderna COVID-19 Vaccine and Pfizer-BioNTech COVID-19 Vaccine). These data summarize the number of people who have received either their first dose or have completed the series for a COVID-19 vaccine. **A person can only be counted in one category, first dose or series complete.** For persons receiving Moderna or Pfizer vaccines, once they receive their second dose, they are moved from the first dose column to the series completed column. **Because of this, the total first dose category may show a change from report to report not matching the total receiving their first dose from the previous day.** Persons receiving Johnson & Johnson vaccines will always be counted in the series completed column.

COVID-19 doses for vaccinated persons in Florida		Demographic summary			
Doses administered	61,081	First dose	Series complete	Total people vaccinated	
People receiving one dose of a 1-dose series (Johnson & Johnson) or receiving only one dose of a 2-dose series (Moderna, Pfizer) count once. Persons receiving both doses of a 2-dose series count twice.		Age group	18,354	21,424	39,778
		16-24 years	293	312	605
		25-34 years	812	963	1,775
		35-44 years	1,143	1,269	2,412
		45-54 years	1,575	1,466	3,041
		55-64 years	2,247	1,587	3,834
		65-74 years	7,527	9,674	17,201
		75-84 years	3,740	4,703	8,443
		85+ years	1,017	1,450	2,467
		Race	18,354	21,424	39,778
		White	9,627	13,358	22,985
		Black	1,100	1,098	2,198
		American Indian/Alaskan	115	144	259
		Other	3,018	5,236	8,254
		Unknown	4,494	1,588	6,082
		Other race includes Asian, native Hawaiian/Pacific Islander, or other.			
		Ethnicity	18,354	21,424	39,778
		Hispanic	4,753	4,922	9,675
		Non-Hispanic	5,711	11,029	16,740
		Unknown	7,890	5,473	13,363
		Gender	18,354	21,424	39,778
		Female	10,901	12,710	23,611
		Male	7,320	8,690	16,010
		Unknown	133	24	157

Current status of persons vaccinated for COVID-19 in Florida	
Total people vaccinated	39,778
First dose	18,354
Series completed	21,424
Completed 1-dose series	121
Completed 2-dose series	21,303
First dose: current number of people who have only received their first dose of the Moderna or Pfizer vaccine.	
Series complete: current number of people who have received both Moderna or Pfizer vaccine doses or one Johnson & Johnson dose and are considered fully immunized.	



# COVID-19: Palm Beach County vaccine summary

Vaccination data through Mar 7, 2021 as of Mar 8, 2021 at 12:05 AM

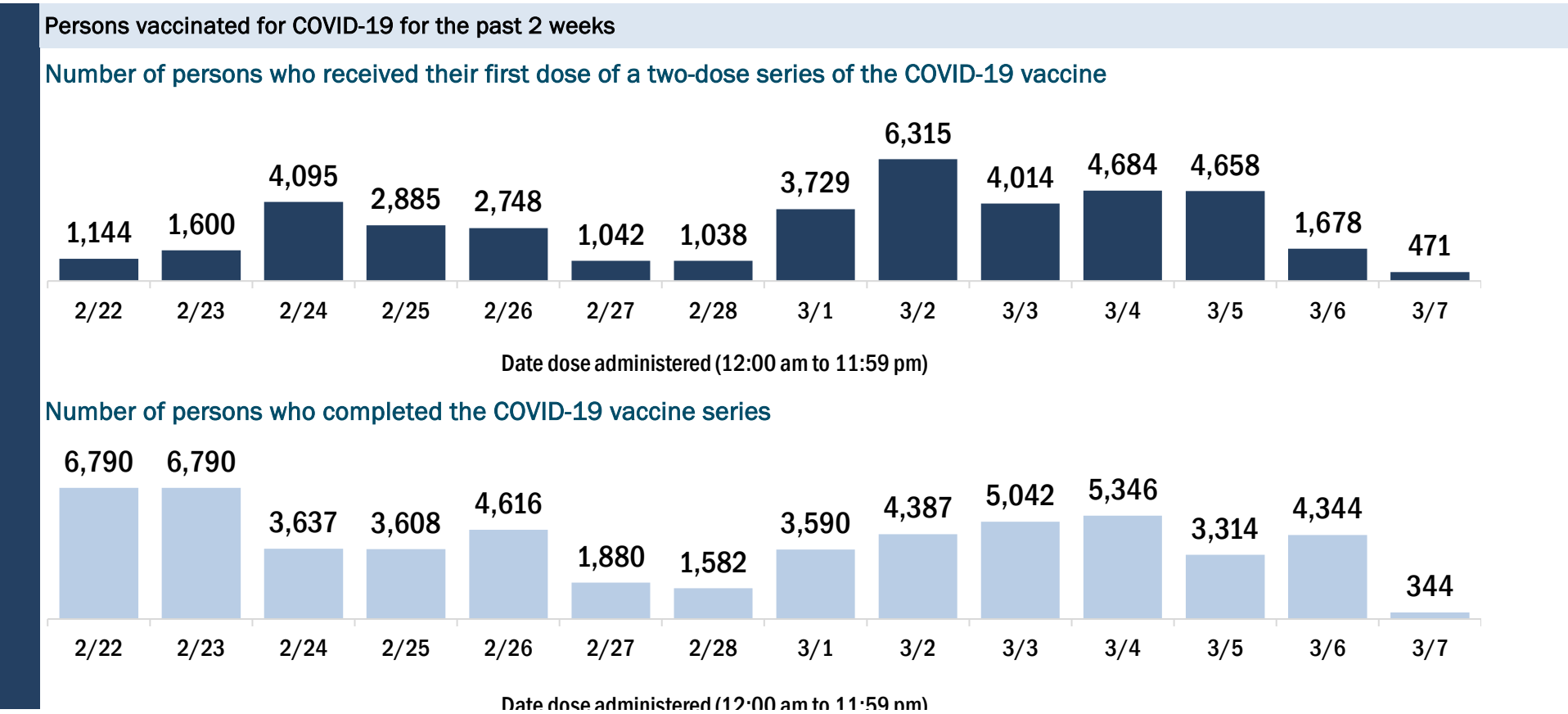
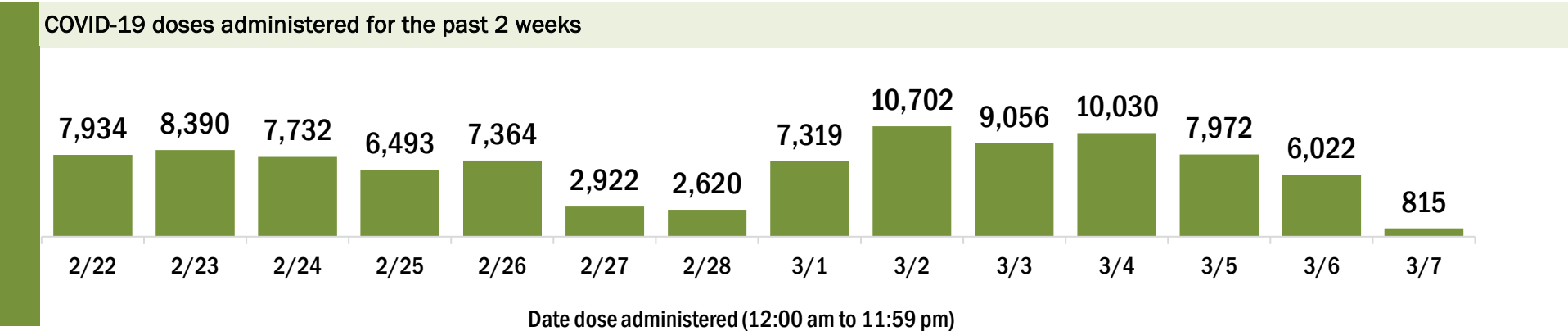
Data in this report are provisional and subject to change.

Data in this summary pertain to COVID-19 vaccines approved by the U.S. Food and Drug Administration and have been issued an Emergency Use Authorization (Janssen COVID-19 Vaccine, Moderna COVID-19 Vaccine and Pfizer-BioNTech COVID-19 Vaccine). These data summarize the number of people who have received either their first dose or have completed the series for a COVID-19 vaccine. **A person can only be counted in one category, first dose or series complete.** For persons receiving Moderna or Pfizer vaccines, once they receive their second dose, they are moved from the first dose column to the series completed column. **Because of this, the total first dose category may show a change from report to report not matching the total receiving their first dose from the previous day.** Persons receiving Johnson & Johnson vaccines will always be counted in the series completed column.

COVID-19 doses for vaccinated persons in Florida	
Doses administered	495,802
People receiving one dose of a 1-dose series (Johnson & Johnson) or receiving only one dose of a 2-dose series (Moderna, Pfizer) count once. Persons receiving both doses of a 2-dose series count twice.	

Current status of persons vaccinated for COVID-19 in Florida	
Total people vaccinated	303,065
First dose	109,962
Series completed	193,103
Completed 1-dose series	366
Completed 2-dose series	192,737
First dose: current number of people who have only received their first dose of the Moderna or Pfizer vaccine.	
Series complete: current number of people who have received both Moderna or Pfizer vaccine doses or one Johnson & Johnson dose and are considered fully immunized.	

Demographic summary	First dose	Series complete	Total people vaccinated
Age group	109,962	193,103	303,065
16-24 years	1,189	1,341	2,530
25-34 years	3,046	4,627	7,673
35-44 years	4,197	6,535	10,732
45-54 years	6,523	8,892	15,415
55-64 years	13,066	13,339	26,405
65-74 years	41,463	77,810	119,273
75-84 years	28,342	57,230	85,572
85+ years	12,136	23,329	35,465
Race	109,962	193,103	303,065
White	69,270	134,944	204,214
Black	6,608	5,768	12,376
American Indian/Alaskan	389	524	913
Other	8,394	17,913	26,307
Unknown	25,301	33,954	59,255
Other race includes Asian, native Hawaiian/Pacific Islander, or other.			
Ethnicity	109,962	193,103	303,065
Hispanic	7,539	8,254	15,793
Non-Hispanic	51,931	113,367	165,298
Unknown	50,492	71,482	121,974
Gender	109,962	193,103	303,065
Female	63,647	112,610	176,257
Male	45,934	80,429	126,363
Unknown	381	64	445



# COVID-19: Pasco County vaccine summary

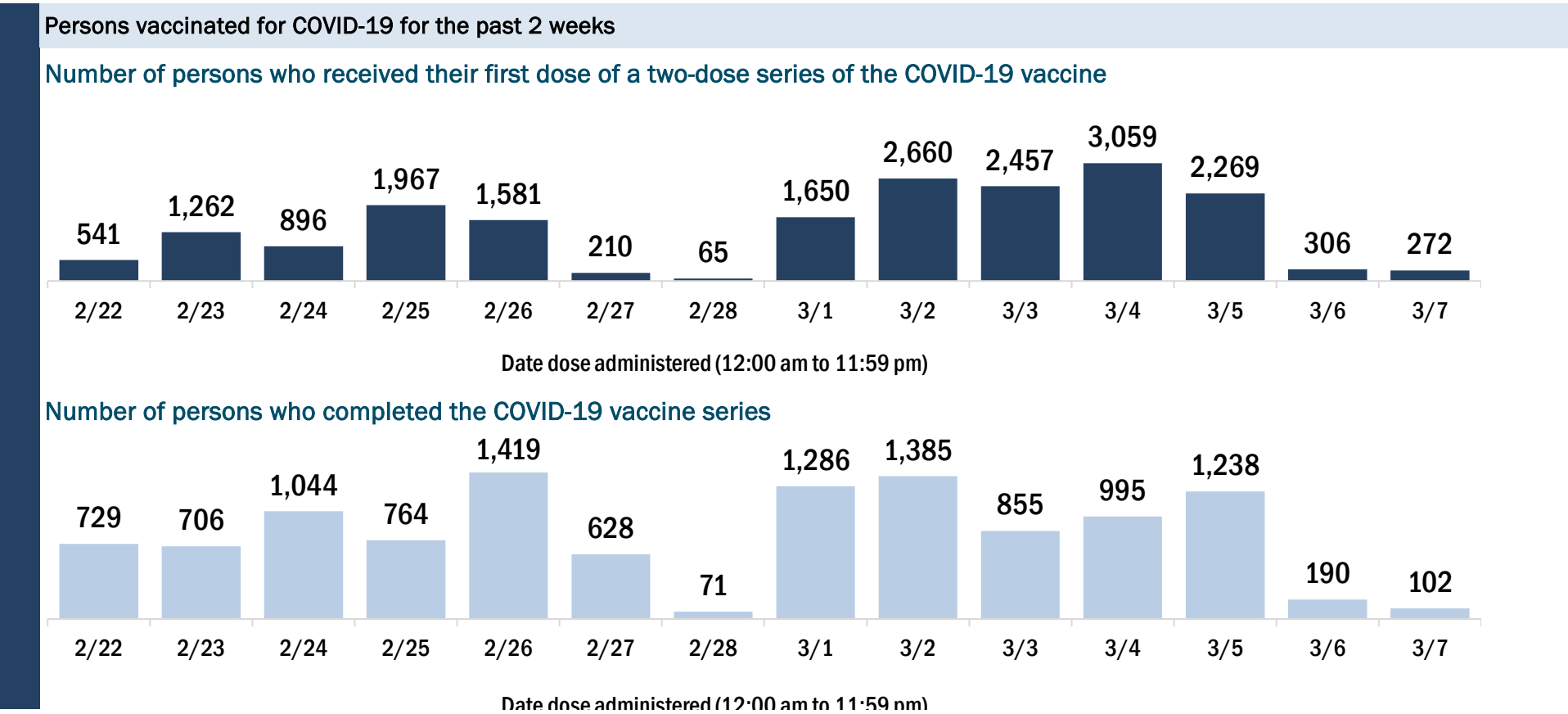
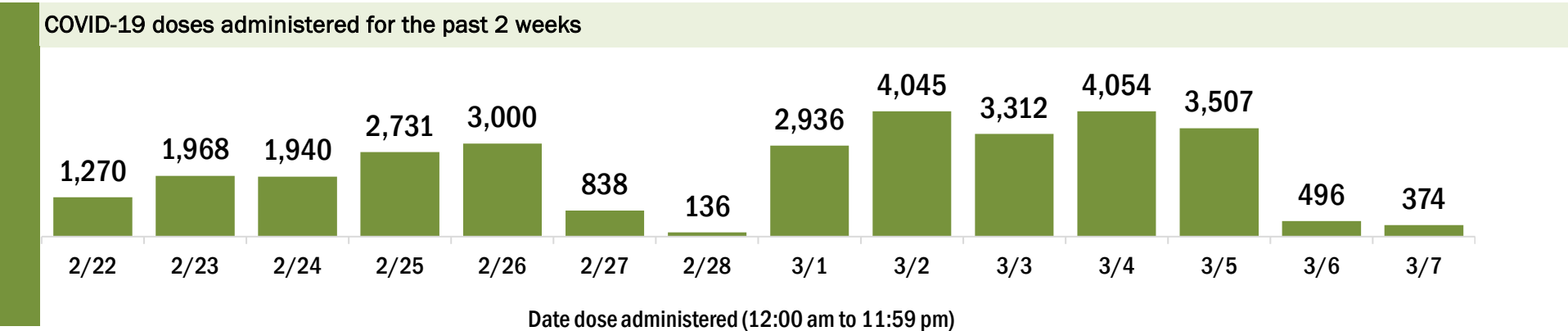
Vaccination data through Mar 7, 2021 as of Mar 8, 2021 at 12:05 AM

Data in this report are provisional and subject to change.

Data in this summary pertain to COVID-19 vaccines approved by the U.S. Food and Drug Administration and have been issued an Emergency Use Authorization (Janssen COVID-19 Vaccine, Moderna COVID-19 Vaccine and Pfizer-BioNTech COVID-19 Vaccine). These data summarize the number of people who have received either their first dose or have completed the series for a COVID-19 vaccine. **A person can only be counted in one category, first dose or series complete.** For persons receiving Moderna or Pfizer vaccines, once they receive their second dose, they are moved from the first dose column to the series completed column. **Because of this, the total first dose category may show a change from report to report not matching the total receiving their first dose from the previous day.** Persons receiving Johnson & Johnson vaccines will always be counted in the series completed column.

COVID-19 doses for vaccinated persons in Florida		Demographic summary			
Doses administered	116,030	First dose	Series complete	Total people vaccinated	
People receiving one dose of a 1-dose series (Johnson & Johnson) or receiving only one dose of a 2-dose series (Moderna, Pfizer) count once. Persons receiving both doses of a 2-dose series count twice.		Age group	43,678	36,290	79,968
		16-24 years	412	549	961
		25-34 years	796	1,787	2,583
		35-44 years	1,273	2,521	3,794
		45-54 years	1,703	3,117	4,820
		55-64 years	2,642	3,542	6,184
		65-74 years	20,155	13,784	33,939
		75-84 years	13,039	8,132	21,171
		85+ years	3,658	2,858	6,516
		Race	43,678	36,290	79,968
		White	33,573	26,403	59,976
		Black	945	924	1,869
		American Indian/Alaskan	144	112	256
		Other	3,060	5,306	8,366
		Unknown	5,956	3,545	9,501
		Other race includes Asian, native Hawaiian/Pacific Islander, or other.			
		Ethnicity	43,678	36,290	79,968
		Hispanic	1,618	1,533	3,151
		Non-Hispanic	24,680	20,972	45,652
		Unknown	17,380	13,785	31,165
		Gender	43,678	36,290	79,968
		Female	25,355	21,858	47,213
		Male	18,192	14,390	32,582
		Unknown	131	42	173

Current status of persons vaccinated for COVID-19 in Florida	
Total people vaccinated	79,968
First dose	43,678
Series completed	36,290
Completed 1-dose series	228
Completed 2-dose series	36,062
First dose: current number of people who have only received their first dose of the Moderna or Pfizer vaccine.	
Series complete: current number of people who have received both Moderna or Pfizer vaccine doses or one Johnson & Johnson dose and are considered fully immunized.	





# COVID-19: Pinellas County vaccine summary

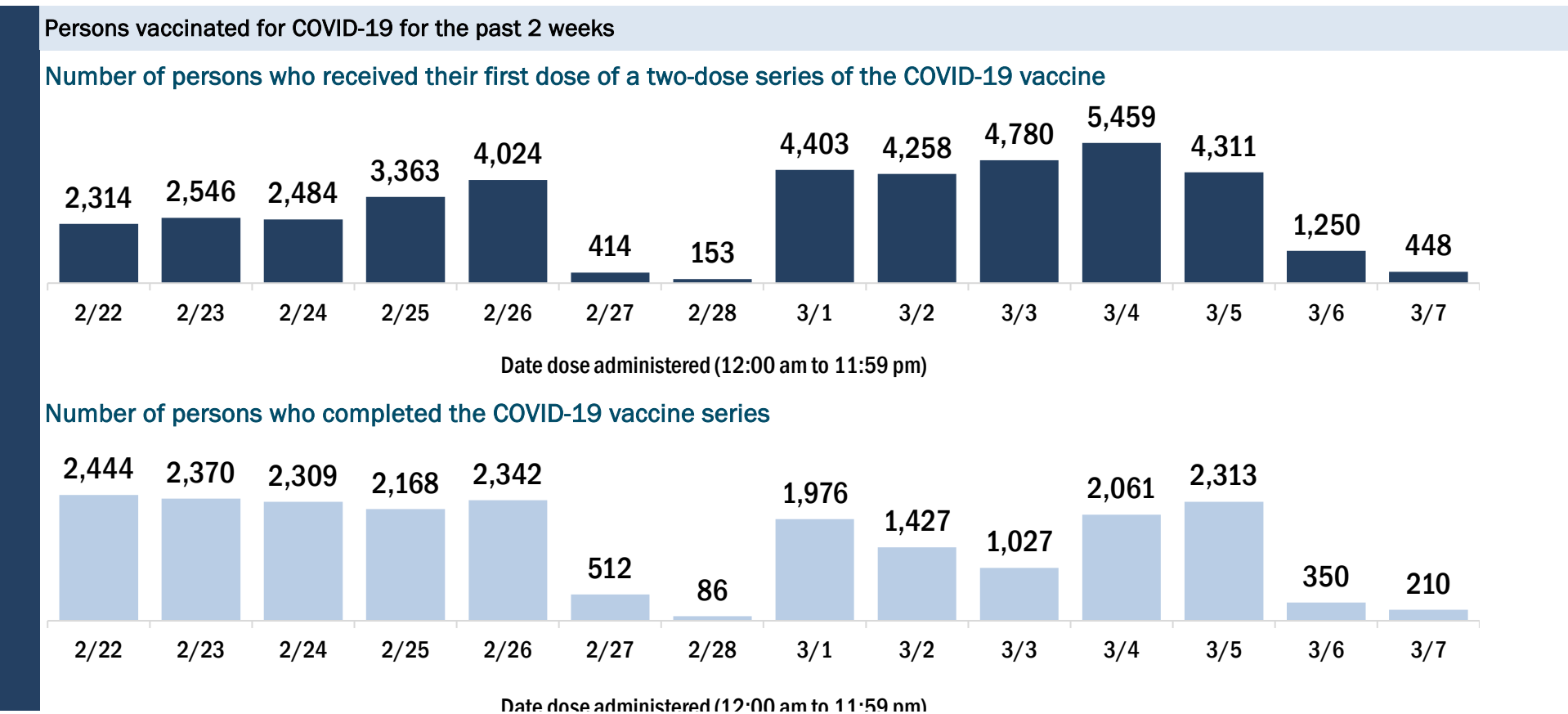
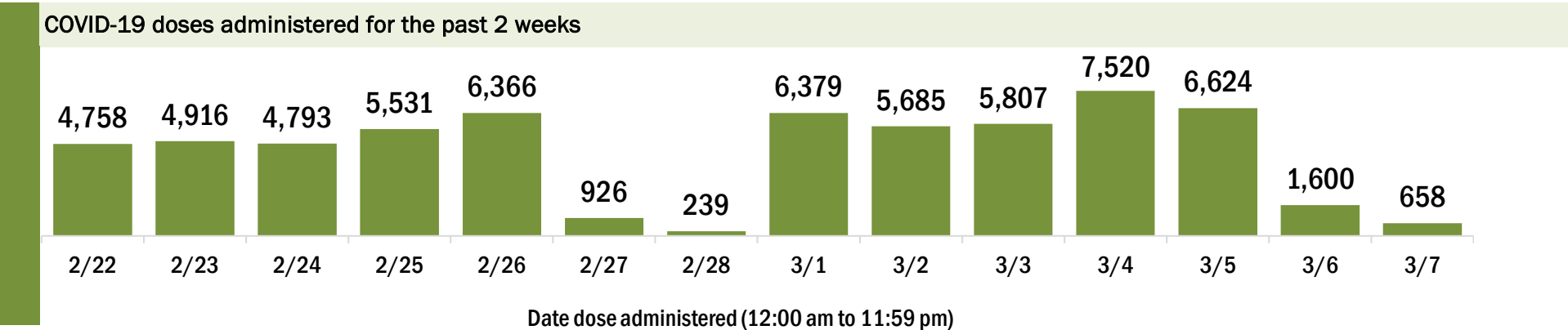
Vaccination data through Mar 7, 2021 as of Mar 8, 2021 at 12:05 AM

Data in this report are provisional and subject to change.

Data in this summary pertain to COVID-19 vaccines approved by the U.S. Food and Drug Administration and have been issued an Emergency Use Authorization (Janssen COVID-19 Vaccine, Moderna COVID-19 Vaccine and Pfizer-BioNTech COVID-19 Vaccine). These data summarize the number of people who have received either their first dose or have completed the series for a COVID-19 vaccine. **A person can only be counted in one category, first dose or series complete.** For persons receiving Moderna or Pfizer vaccines, once they receive their second dose, they are moved from the first dose column to the series completed column. **Because of this, the total first dose category may show a change from report to report not matching the total receiving their first dose from the previous day.** Persons receiving Johnson & Johnson vaccines will always be counted in the series completed column.

COVID-19 doses for vaccinated persons in Florida	
Doses administered	259,634
People receiving one dose of a 1-dose series (Johnson & Johnson) or receiving only one dose of a 2-dose series (Moderna, Pfizer) count once. Persons receiving both doses of a 2-dose series count twice.	
Current status of persons vaccinated for COVID-19 in Florida	
Total people vaccinated	172,293
First dose	84,536
Series completed	87,757
Completed 1-dose series	416
Completed 2-dose series	87,341
First dose: current number of people who have only received their first dose of the Moderna or Pfizer vaccine.	
Series complete: current number of people who have received both Moderna or Pfizer vaccine doses or one Johnson & Johnson dose and are considered fully immunized.	

Demographic summary		First dose	Series complete	Total people vaccinated
Age group		84,536	87,757	172,293
16-24 years		702	982	1,684
25-34 years		1,808	4,516	6,324
35-44 years		2,316	5,309	7,625
45-54 years		3,348	6,419	9,767
55-64 years		6,961	9,186	16,147
65-74 years		39,592	35,185	74,777
75-84 years		22,212	17,551	39,763
85+ years		7,597	8,609	16,206
Race		84,536	87,757	172,293
White		60,176	64,474	124,650
Black		3,675	3,235	6,910
American Indian/Alaskan		183	180	363
Other		5,313	9,394	14,707
Unknown		15,189	10,474	25,663
Other race includes Asian, native Hawaiian/Pacific Islander, or other.				
Ethnicity		84,536	87,757	172,293
Hispanic		1,729	2,599	4,328
Non-Hispanic		42,573	48,464	91,037
Unknown		40,234	36,694	76,928
Gender		84,536	87,757	172,293
Female		48,903	52,869	101,772
Male		35,301	34,704	70,005
Unknown		332	184	516



# COVID-19: Polk County vaccine summary

Vaccination data through Mar 7, 2021 as of Mar 8, 2021 at 12:05 AM

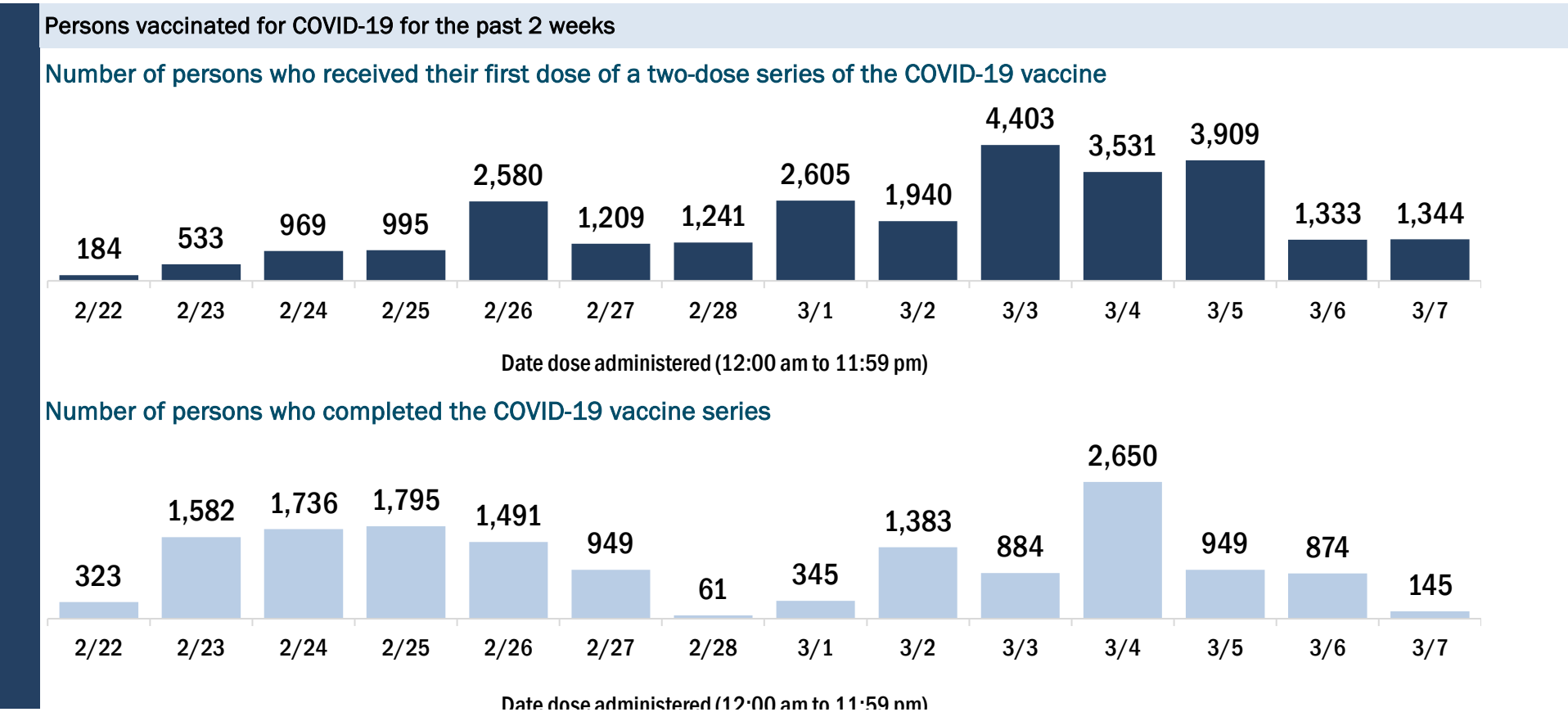
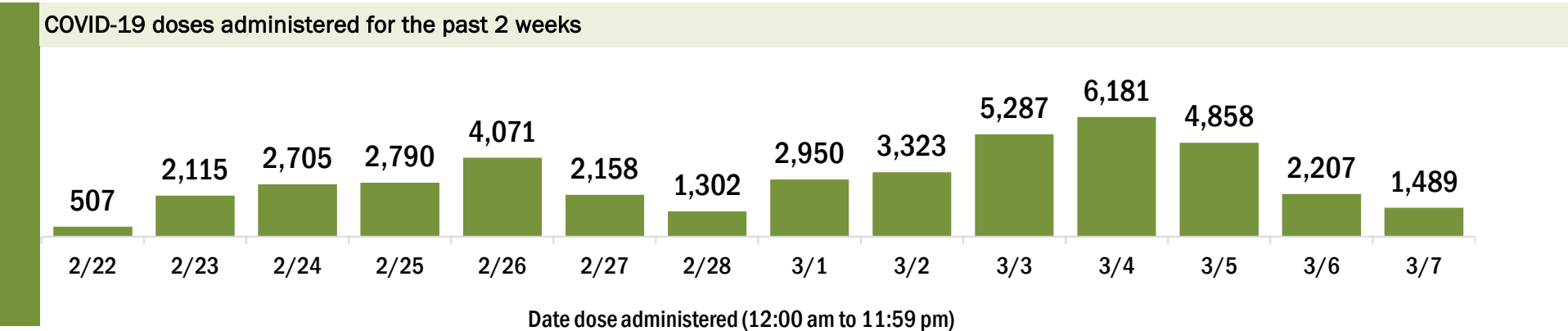
Data in this report are provisional and subject to change.

Data in this summary pertain to COVID-19 vaccines approved by the U.S. Food and Drug Administration and have been issued an Emergency Use Authorization (Janssen COVID-19 Vaccine, Moderna COVID-19 Vaccine and Pfizer-BioNTech COVID-19 Vaccine). These data summarize the number of people who have received either their first dose or have completed the series for a COVID-19 vaccine. **A person can only be counted in one category, first dose or series complete.** For persons receiving Moderna or Pfizer vaccines, once they receive their second dose, they are moved from the first dose column to the series completed column. **Because of this, the total first dose category may show a change from report to report not matching the total receiving their first dose from the previous day.** Persons receiving Johnson & Johnson vaccines will always be counted in the series completed column.

COVID-19 doses for vaccinated persons in Florida	
Doses administered	135,507
People receiving one dose of a 1-dose series (Johnson & Johnson) or receiving only one dose of a 2-dose series (Moderna, Pfizer) count once. Persons receiving both doses of a 2-dose series count twice.	

Current status of persons vaccinated for COVID-19 in Florida	
Total people vaccinated	92,000
First dose	48,381
Series completed	43,619
Completed 1-dose series	112
Completed 2-dose series	43,507
First dose: current number of people who have only received their first dose of the Moderna or Pfizer vaccine.	
Series complete: current number of people who have received both Moderna or Pfizer vaccine doses or one Johnson & Johnson dose and are considered fully immunized.	

Demographic summary	First dose	Series complete	Total people vaccinated
Age group	48,381	43,619	92,000
16-24 years	375	458	833
25-34 years	959	1,636	2,595
35-44 years	1,382	2,229	3,611
45-54 years	1,951	2,805	4,756
55-64 years	3,811	3,520	7,331
65-74 years	21,810	18,374	40,184
75-84 years	14,010	11,166	25,176
85+ years	4,083	3,431	7,514
Race	48,381	43,619	92,000
White	34,265	31,873	66,138
Black	2,471	2,650	5,121
American Indian/Alaskan	264	252	516
Other	2,653	4,026	6,679
Unknown	8,728	4,818	13,546
Other race includes Asian, native Hawaiian/Pacific Islander, or other.			
Ethnicity	48,381	43,619	92,000
Hispanic	2,594	2,419	5,013
Non-Hispanic	24,922	25,424	50,346
Unknown	20,865	15,776	36,641
Gender	48,381	43,619	92,000
Female	27,134	25,674	52,808
Male	21,021	17,932	38,953
Unknown	226	13	239



# COVID-19: Putnam County vaccine summary

Vaccination data through Mar 7, 2021 as of Mar 8, 2021 at 12:05 AM

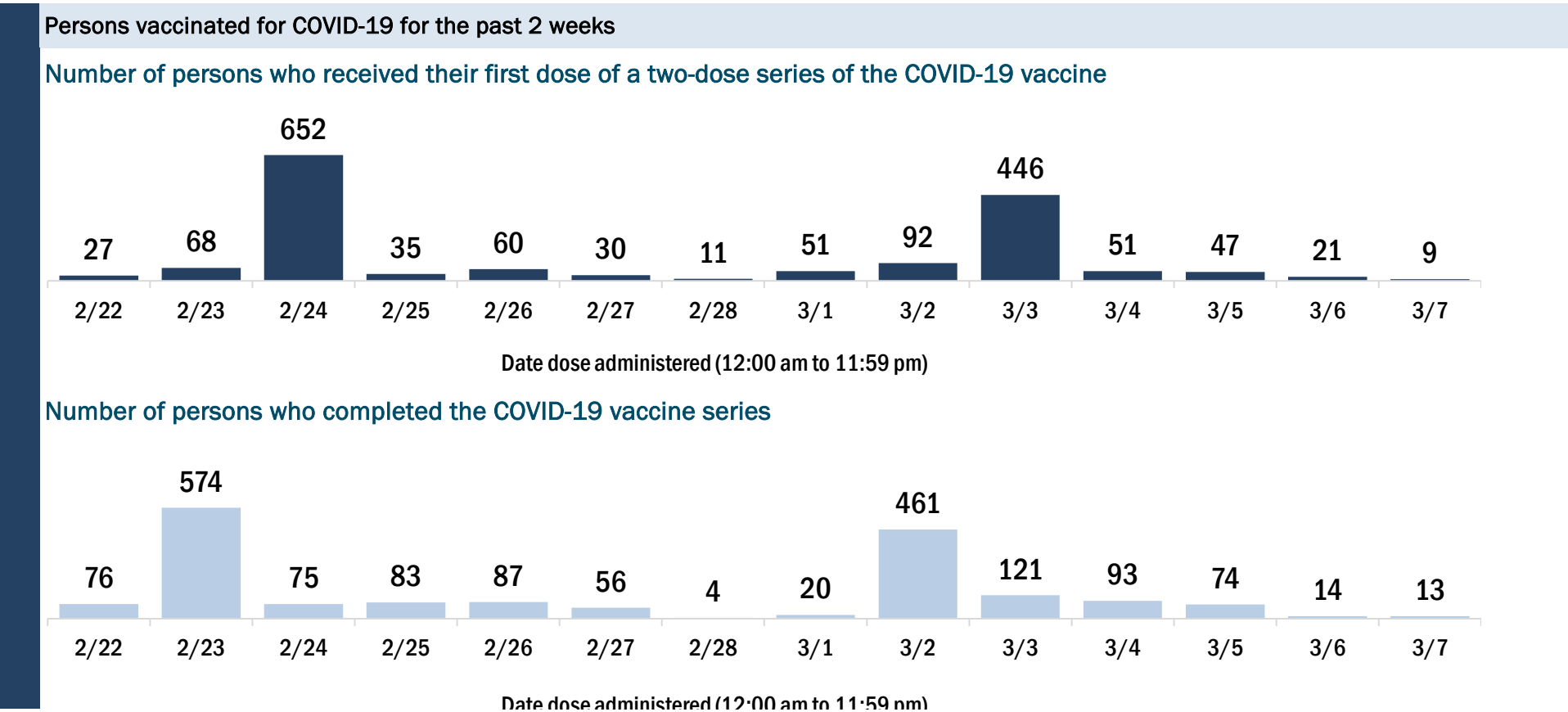
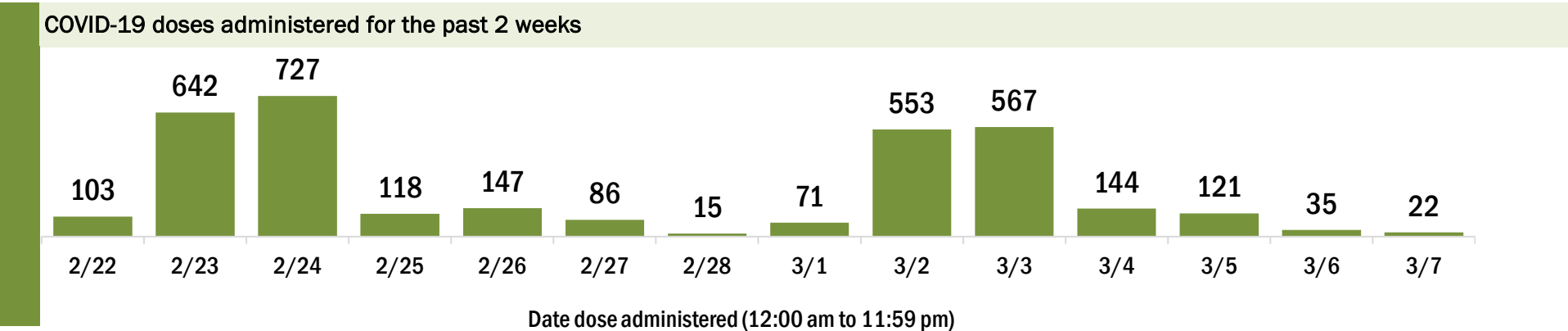
Data in this report are provisional and subject to change.

Data in this summary pertain to COVID-19 vaccines approved by the U.S. Food and Drug Administration and have been issued an Emergency Use Authorization (Janssen COVID-19 Vaccine, Moderna COVID-19 Vaccine and Pfizer-BioNTech COVID-19 Vaccine). These data summarize the number of people who have received either their first dose or have completed the series for a COVID-19 vaccine. **A person can only be counted in one category, first dose or series complete.** For persons receiving Moderna or Pfizer vaccines, once they receive their second dose, they are moved from the first dose column to the series completed column. **Because of this, the total first dose category may show a change from report to report not matching the total receiving their first dose from the previous day.** Persons receiving Johnson & Johnson vaccines will always be counted in the series completed column.

COVID-19 doses for vaccinated persons in Florida	
Doses administered	13,860
People receiving one dose of a 1-dose series (Johnson & Johnson) or receiving only one dose of a 2-dose series (Moderna, Pfizer) count once. Persons receiving both doses of a 2-dose series count twice.	

Current status of persons vaccinated for COVID-19 in Florida	
Total people vaccinated	8,920
First dose	3,972
Series completed	4,948
Completed 1-dose series	8
Completed 2-dose series	4,940
<b>First dose:</b> current number of people who have only received their first dose of the Moderna or Pfizer vaccine.	
<b>Series complete:</b> current number of people who have received both Moderna or Pfizer vaccine doses or one Johnson & Johnson dose and are considered fully immunized.	

Demographic summary	First dose	Series complete	Total people vaccinated
Age group	3,972	4,948	8,920
16-24 years	23	45	68
25-34 years	62	113	175
35-44 years	70	158	228
45-54 years	139	228	367
55-64 years	341	410	751
65-74 years	1,921	2,249	4,170
75-84 years	1,068	1,319	2,387
85+ years	348	426	774
Race	3,972	4,948	8,920
White	3,140	3,829	6,969
Black	300	279	579
American Indian/Alaskan	39	29	68
Other	269	393	662
Unknown	224	418	642
Other race includes Asian, native Hawaiian/Pacific Islander, or other.			
Ethnicity	3,972	4,948	8,920
Hispanic	118	91	209
Non-Hispanic	2,985	3,389	6,374
Unknown	869	1,468	2,337
Gender	3,972	4,948	8,920
Female	2,214	2,838	5,052
Male	1,754	2,109	3,863
Unknown	4	1	5



# COVID-19: Santa Rosa County vaccine summary

Vaccination data through Mar 7, 2021 as of Mar 8, 2021 at 12:05 AM

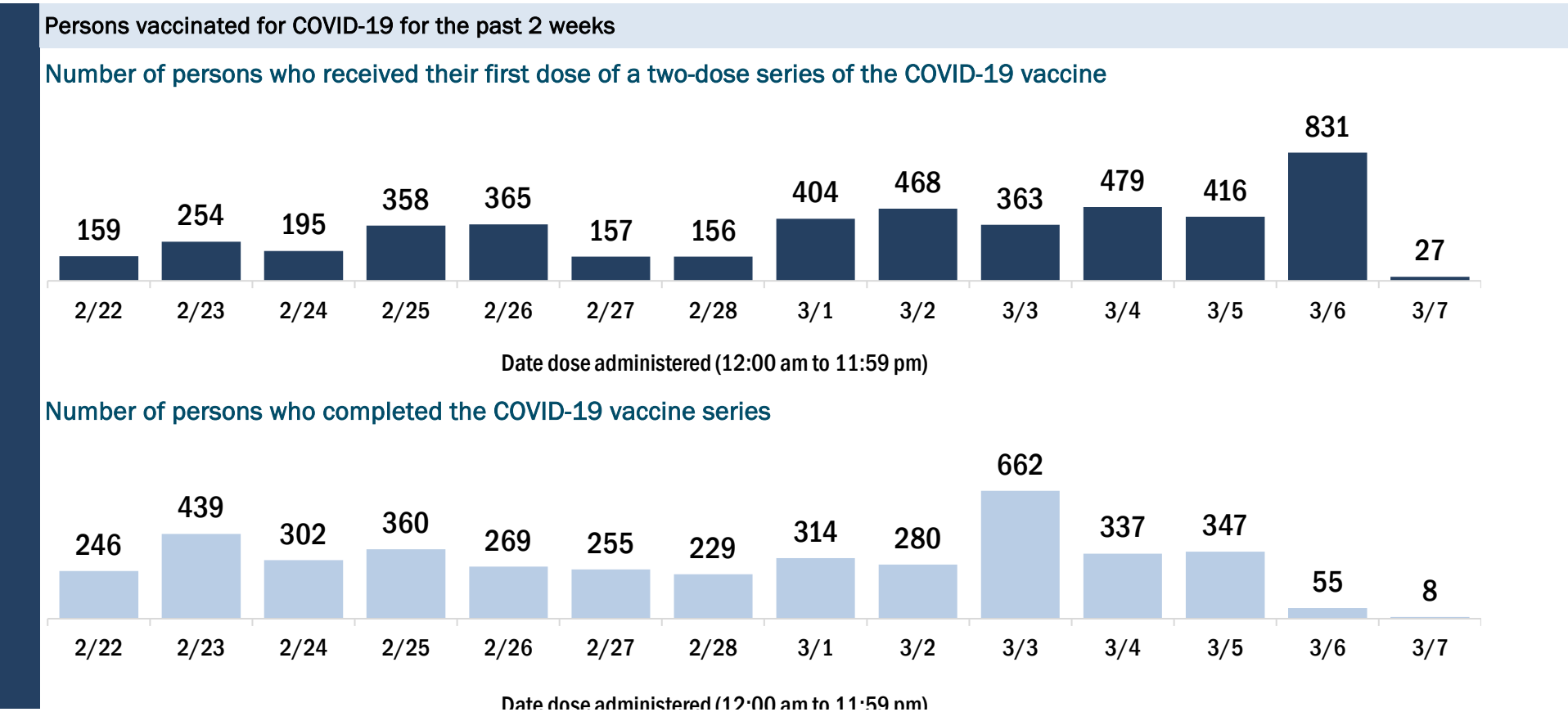
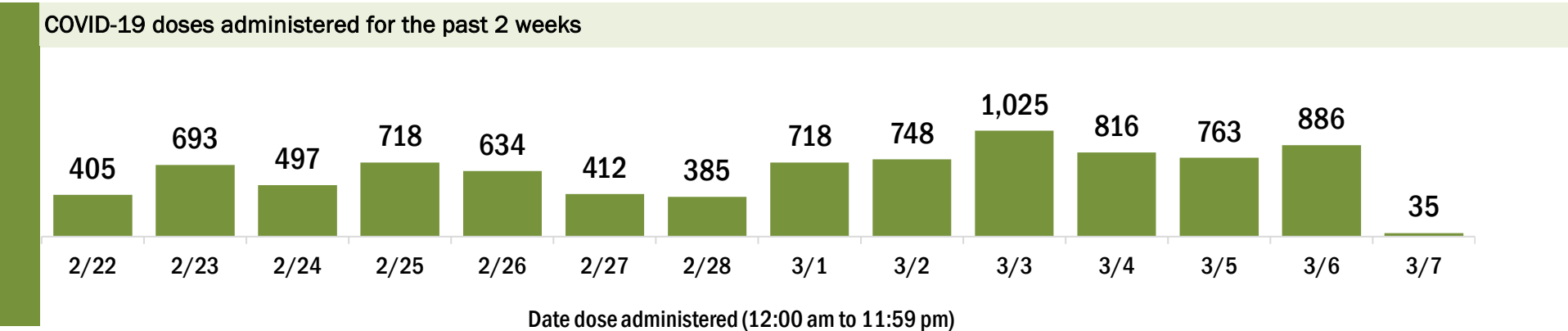
Data in this report are provisional and subject to change.

Data in this summary pertain to COVID-19 vaccines approved by the U.S. Food and Drug Administration and have been issued an Emergency Use Authorization (Janssen COVID-19 Vaccine, Moderna COVID-19 Vaccine and Pfizer-BioNTech COVID-19 Vaccine). These data summarize the number of people who have received either their first dose or have completed the series for a COVID-19 vaccine. **A person can only be counted in one category, first dose or series complete.** For persons receiving Moderna or Pfizer vaccines, once they receive their second dose, they are moved from the first dose column to the series completed column. **Because of this, the total first dose category may show a change from report to report not matching the total receiving their first dose from the previous day.** Persons receiving Johnson & Johnson vaccines will always be counted in the series completed column.

COVID-19 doses for vaccinated persons in Florida	
Doses administered	44,589
People receiving one dose of a 1-dose series (Johnson & Johnson) or receiving only one dose of a 2-dose series (Moderna, Pfizer) count once. Persons receiving both doses of a 2-dose series count twice.	

Current status of persons vaccinated for COVID-19 in Florida	
Total people vaccinated	28,785
First dose	12,951
Series completed	15,834
Completed 1-dose series	30
Completed 2-dose series	15,804
<b>First dose:</b> current number of people who have only received their first dose of the Moderna or Pfizer vaccine.	
<b>Series complete:</b> current number of people who have received both Moderna or Pfizer vaccine doses or one Johnson & Johnson dose and are considered fully immunized.	

Demographic summary	First dose	Series complete	Total people vaccinated
Age group	12,951	15,834	28,785
16-24 years	177	203	380
25-34 years	454	627	1,081
35-44 years	673	938	1,611
45-54 years	1,111	1,104	2,215
55-64 years	1,815	1,490	3,305
65-74 years	5,319	6,862	12,181
75-84 years	2,654	3,564	6,218
85+ years	748	1,046	1,794
Race	12,951	15,834	28,785
White	8,856	11,881	20,737
Black	335	348	683
American Indian/Alaskan	75	88	163
Other	816	1,254	2,070
Unknown	2,869	2,263	5,132
Other race includes Asian, native Hawaiian/Pacific Islander, or other.			
Ethnicity	12,951	15,834	28,785
Hispanic	241	175	416
Non-Hispanic	7,046	9,170	16,216
Unknown	5,664	6,489	12,153
Gender	12,951	15,834	28,785
Female	7,469	9,129	16,598
Male	5,473	6,705	12,178
Unknown	9	0	9





# COVID-19: Sarasota County vaccine summary

Vaccination data through Mar 7, 2021 as of Mar 8, 2021 at 12:05 AM

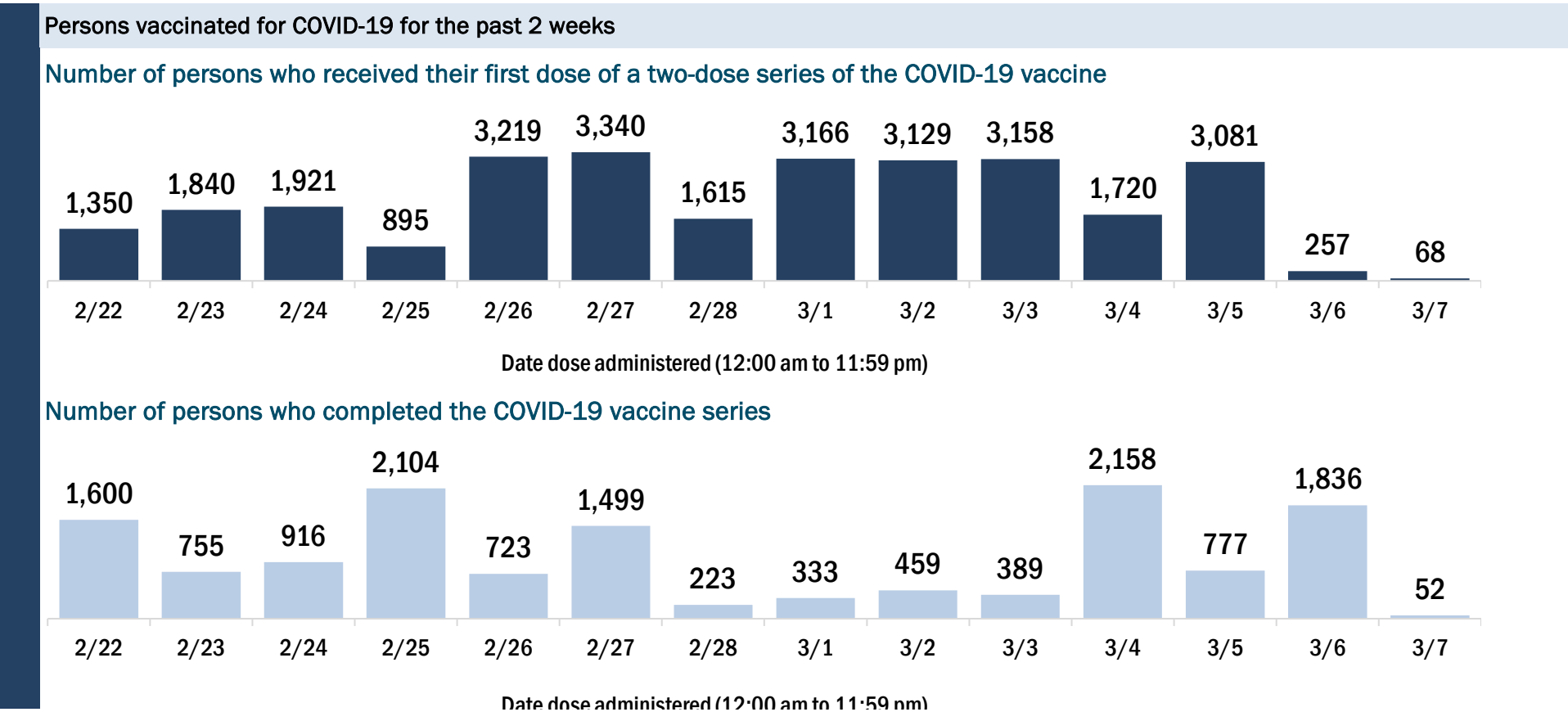
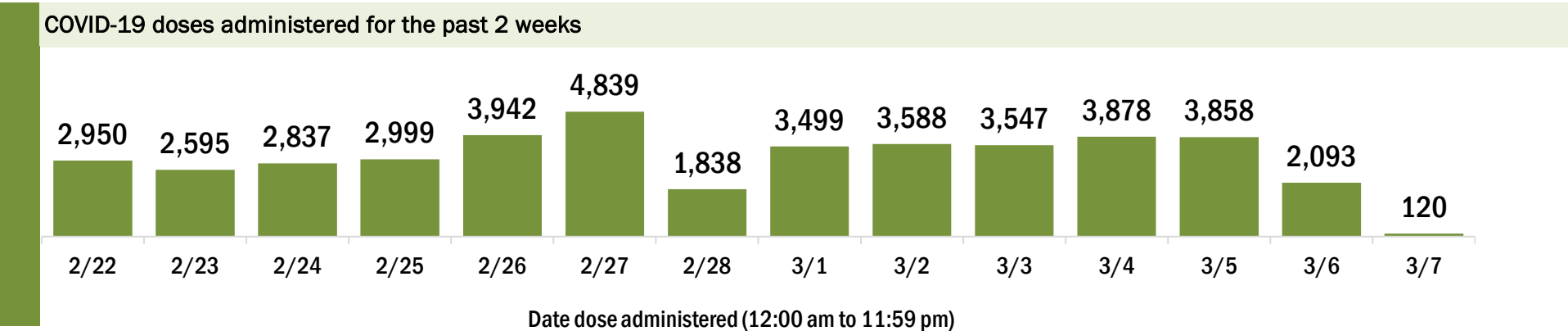
Data in this report are provisional and subject to change.

Data in this summary pertain to COVID-19 vaccines approved by the U.S. Food and Drug Administration and have been issued an Emergency Use Authorization (Janssen COVID-19 Vaccine, Moderna COVID-19 Vaccine and Pfizer-BioNTech COVID-19 Vaccine). These data summarize the number of people who have received either their first dose or have completed the series for a COVID-19 vaccine. **A person can only be counted in one category, first dose or series complete.** For persons receiving Moderna or Pfizer vaccines, once they receive their second dose, they are moved from the first dose column to the series completed column. **Because of this, the total first dose category may show a change from report to report not matching the total receiving their first dose from the previous day.** Persons receiving Johnson & Johnson vaccines will always be counted in the series completed column.

COVID-19 doses for vaccinated persons in Florida	
Doses administered	154,934
People receiving one dose of a 1-dose series (Johnson & Johnson) or receiving only one dose of a 2-dose series (Moderna, Pfizer) count once. Persons receiving both doses of a 2-dose series count twice.	

Current status of persons vaccinated for COVID-19 in Florida	
Total people vaccinated	107,518
First dose	59,984
Series completed	47,534
Completed 1-dose series	118
Completed 2-dose series	47,416
<b>First dose:</b> current number of people who have only received their first dose of the Moderna or Pfizer vaccine.	
<b>Series complete:</b> current number of people who have received both Moderna or Pfizer vaccine doses or one Johnson & Johnson dose and are considered fully immunized.	

Demographic summary	First dose	Series complete	Total people vaccinated
Age group	59,984	47,534	107,518
16-24 years	280	496	776
25-34 years	567	1,588	2,155
35-44 years	728	2,066	2,794
45-54 years	1,176	2,986	4,162
55-64 years	2,690	4,460	7,150
65-74 years	29,285	19,274	48,559
75-84 years	19,752	10,856	30,608
85+ years	5,506	5,808	11,314
Race	59,984	47,534	107,518
White	48,495	34,620	83,115
Black	562	541	1,103
American Indian/Alaskan	162	256	418
Other	2,873	6,278	9,151
Unknown	7,892	5,839	13,731
Other race includes Asian, native Hawaiian/Pacific Islander, or other.			
Ethnicity	59,984	47,534	107,518
Hispanic	905	841	1,746
Non-Hispanic	38,523	29,075	67,598
Unknown	20,556	17,618	38,174
Gender	59,984	47,534	107,518
Female	33,363	28,037	61,400
Male	26,560	19,458	46,018
Unknown	61	39	100



# COVID-19: Seminole County vaccine summary

Vaccination data through Mar 7, 2021 as of Mar 8, 2021 at 12:05 AM

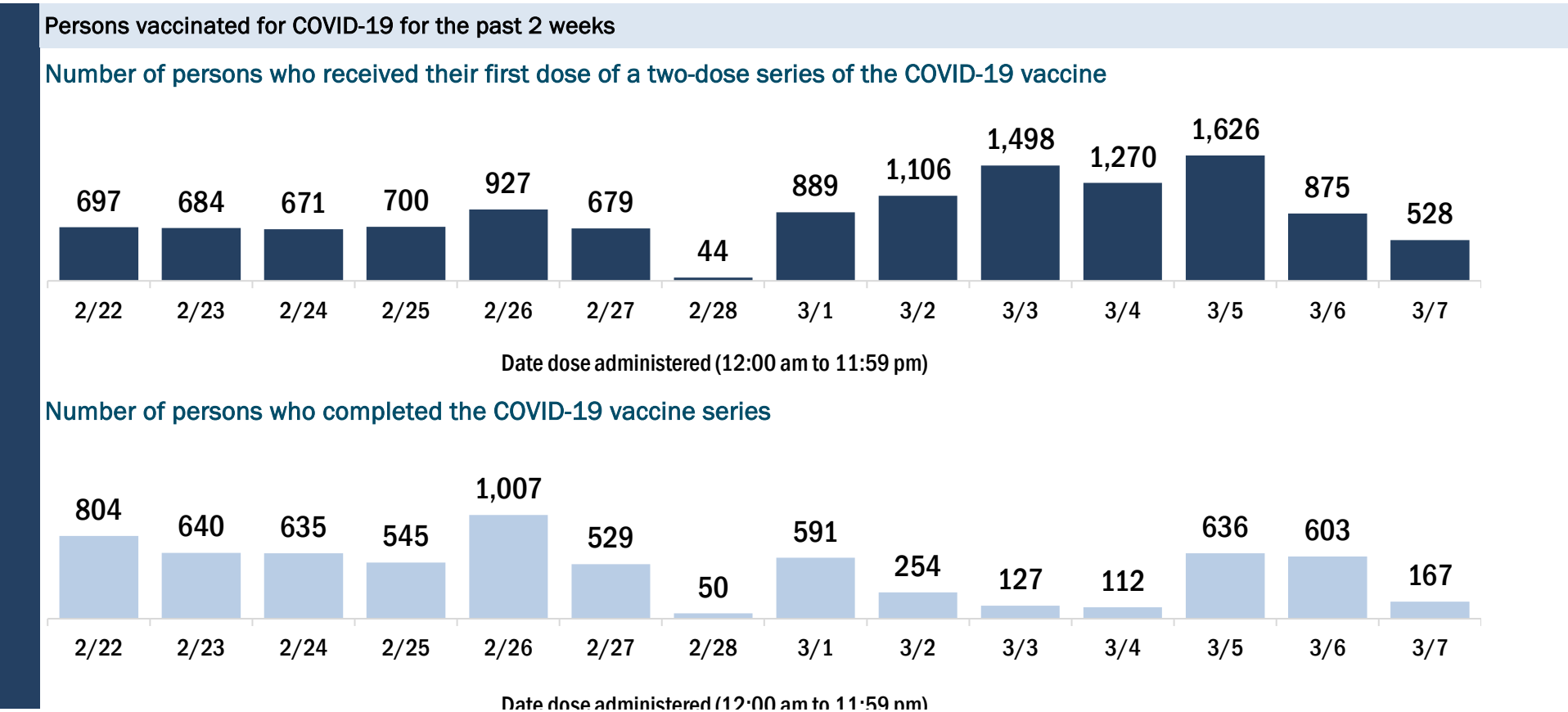
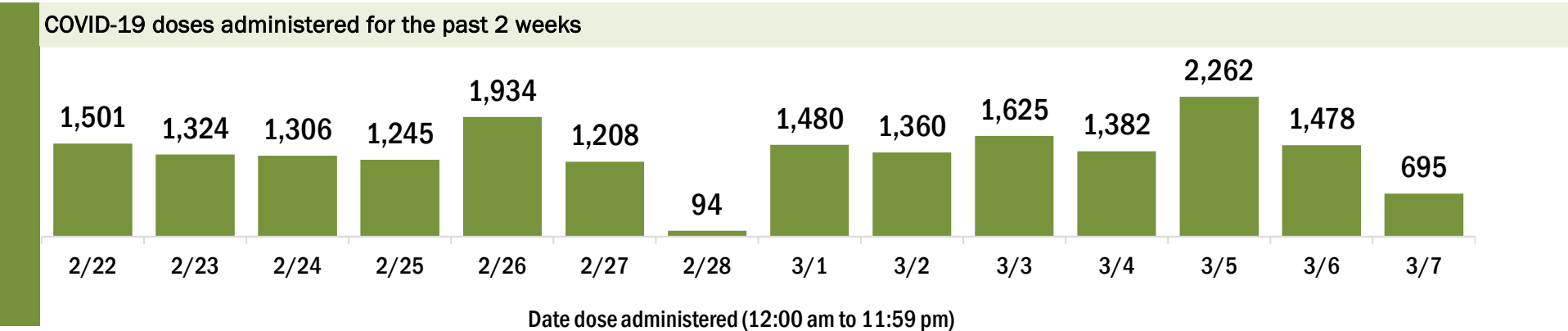
Data in this report are provisional and subject to change.

Data in this summary pertain to COVID-19 vaccines approved by the U.S. Food and Drug Administration and have been issued an Emergency Use Authorization (Janssen COVID-19 Vaccine, Moderna COVID-19 Vaccine and Pfizer-BioNTech COVID-19 Vaccine). These data summarize the number of people who have received either their first dose or have completed the series for a COVID-19 vaccine. **A person can only be counted in one category, first dose or series complete.** For persons receiving Moderna or Pfizer vaccines, once they receive their second dose, they are moved from the first dose column to the series completed column. **Because of this, the total first dose category may show a change from report to report not matching the total receiving their first dose from the previous day.** Persons receiving Johnson & Johnson vaccines will always be counted in the series completed column.

COVID-19 doses for vaccinated persons in Florida	
Doses administered	104,537
People receiving one dose of a 1-dose series (Johnson & Johnson) or receiving only one dose of a 2-dose series (Moderna, Pfizer) count once. Persons receiving both doses of a 2-dose series count twice.	

Current status of persons vaccinated for COVID-19 in Florida	
Total people vaccinated	64,372
First dose	23,839
Series completed	40,533
Completed 1-dose series	368
Completed 2-dose series	40,165
First dose: current number of people who have only received their first dose of the Moderna or Pfizer vaccine.	
Series complete: current number of people who have received both Moderna or Pfizer vaccine doses or one Johnson & Johnson dose and are considered fully immunized.	

Demographic summary	First dose	Series complete	Total people vaccinated
Age group	23,839	40,533	64,372
16-24 years	519	650	1,169
25-34 years	1,258	1,953	3,211
35-44 years	1,698	2,554	4,252
45-54 years	2,333	2,766	5,099
55-64 years	3,268	3,169	6,437
65-74 years	8,674	17,266	25,940
75-84 years	4,387	8,671	13,058
85+ years	1,702	3,504	5,206
Race	23,839	40,533	64,372
White	15,156	30,079	45,235
Black	1,790	1,997	3,787
American Indian/Alaskan	135	253	388
Other	3,200	6,676	9,876
Unknown	3,558	1,528	5,086
Other race includes Asian, native Hawaiian/Pacific Islander, or other.			
Ethnicity	23,839	40,533	64,372
Hispanic	2,224	3,026	5,250
Non-Hispanic	11,329	24,764	36,093
Unknown	10,286	12,743	23,029
Gender	23,839	40,533	64,372
Female	13,987	24,424	38,411
Male	9,609	16,090	25,699
Unknown	243	19	262



# COVID-19: St. Johns County vaccine summary

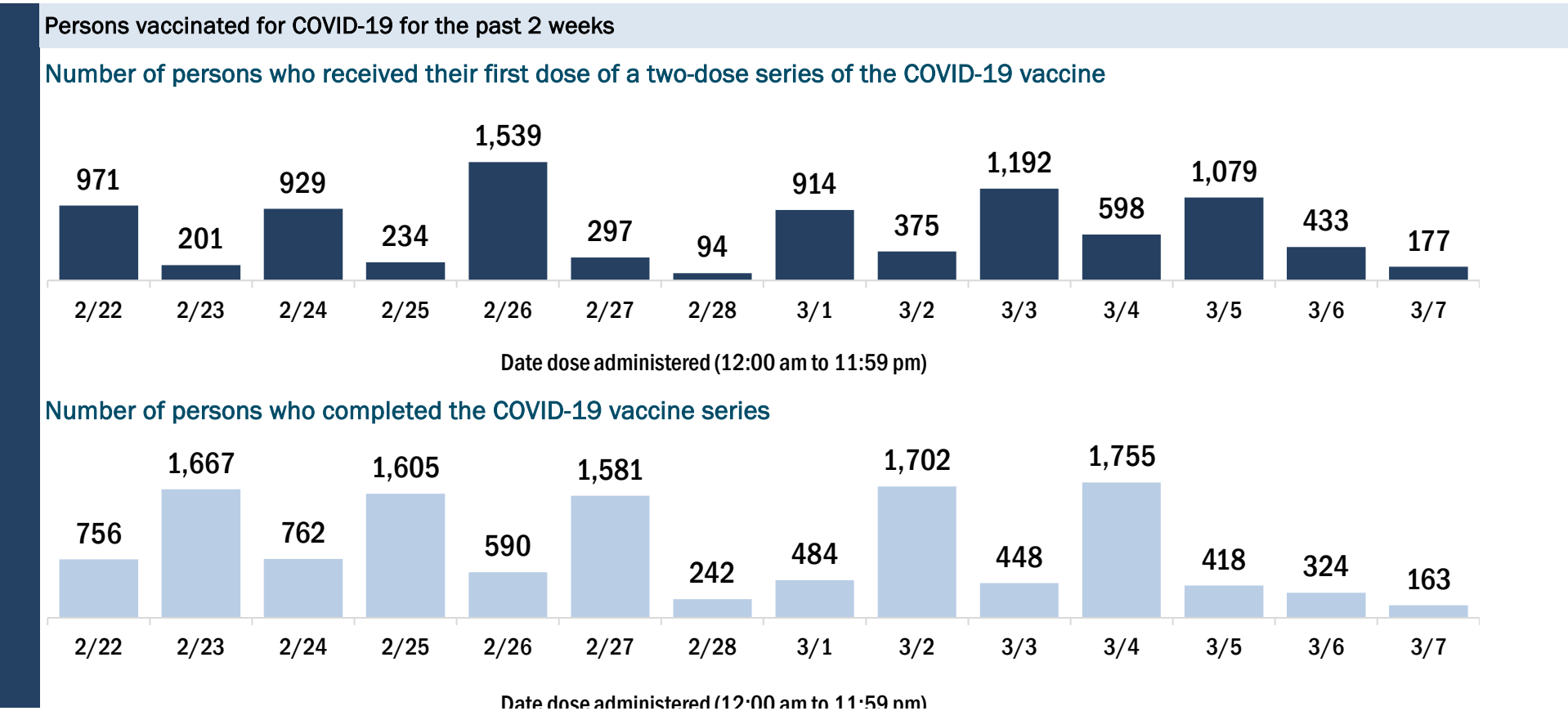
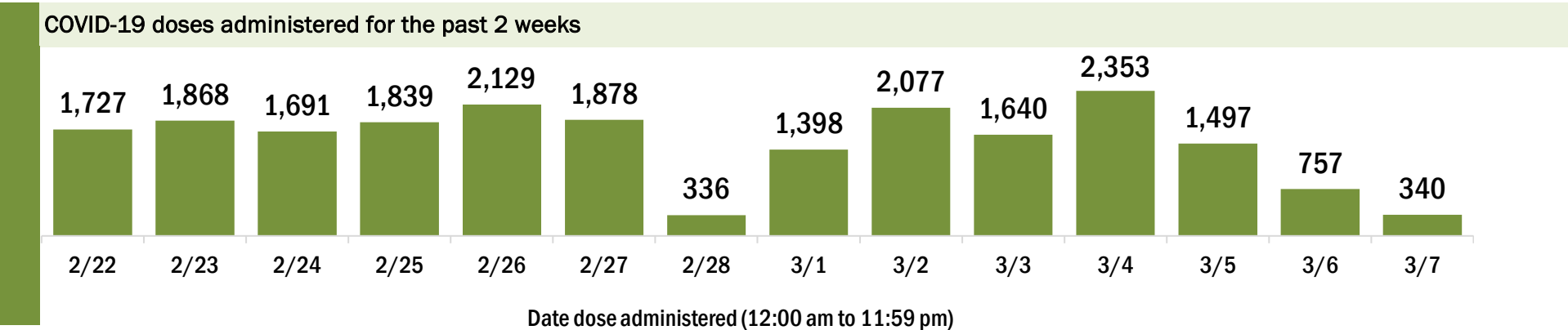
Vaccination data through Mar 7, 2021 as of Mar 8, 2021 at 12:05 AM

Data in this report are provisional and subject to change.

Data in this summary pertain to COVID-19 vaccines approved by the U.S. Food and Drug Administration and have been issued an Emergency Use Authorization (Janssen COVID-19 Vaccine, Moderna COVID-19 Vaccine and Pfizer-BioNTech COVID-19 Vaccine). These data summarize the number of people who have received either their first dose or have completed the series for a COVID-19 vaccine. **A person can only be counted in one category, first dose or series complete.** For persons receiving Moderna or Pfizer vaccines, once they receive their second dose, they are moved from the first dose column to the series completed column. **Because of this, the total first dose category may show a change from report to report not matching the total receiving their first dose from the previous day.** Persons receiving Johnson & Johnson vaccines will always be counted in the series completed column.

COVID-19 doses for vaccinated persons in Florida	
Doses administered	105,469
People receiving one dose of a 1-dose series (Johnson & Johnson) or receiving only one dose of a 2-dose series (Moderna, Pfizer) count once. Persons receiving both doses of a 2-dose series count twice.	
Current status of persons vaccinated for COVID-19 in Florida	
Total people vaccinated	63,580
First dose	21,534
Series completed	42,046
Completed 1-dose series	157
Completed 2-dose series	41,889
First dose: current number of people who have only received their first dose of the Moderna or Pfizer vaccine.	
Series complete: current number of people who have received both Moderna or Pfizer vaccine doses or one Johnson & Johnson dose and are considered fully immunized.	

Demographic summary		First dose	Series complete	Total people vaccinated
Age group		21,534	42,046	63,580
16-24 years		449	438	887
25-34 years		696	1,354	2,050
35-44 years		1,573	2,774	4,347
45-54 years		2,079	2,674	4,753
55-64 years		4,102	3,352	7,454
65-74 years		7,741	19,079	26,820
75-84 years		3,760	9,604	13,364
85+ years		1,134	2,771	3,905
Race		21,534	42,046	63,580
White		15,750	30,905	46,655
Black		782	960	1,742
American Indian/Alaskan		132	121	253
Other		1,622	4,653	6,275
Unknown		3,248	5,407	8,655
Other race includes Asian, native Hawaiian/Pacific Islander, or other.				
Ethnicity		21,534	42,046	63,580
Hispanic		745	914	1,659
Non-Hispanic		13,351	25,891	39,242
Unknown		7,438	15,241	22,679
Gender		21,534	42,046	63,580
Female		12,360	23,563	35,923
Male		9,155	18,472	27,627
Unknown		19	11	30



# COVID-19: St. Lucie County vaccine summary

Vaccination data through Mar 7, 2021 as of Mar 8, 2021 at 12:05 AM

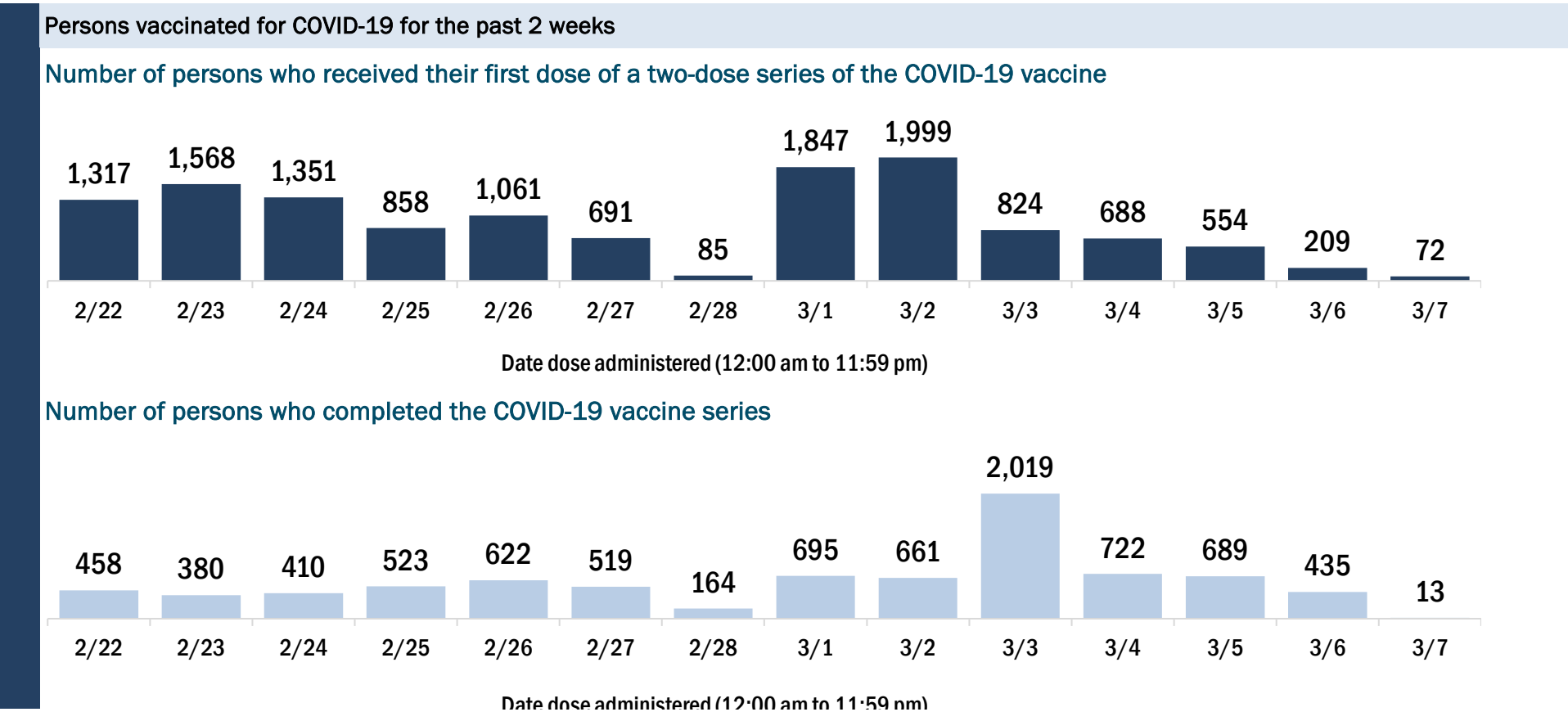
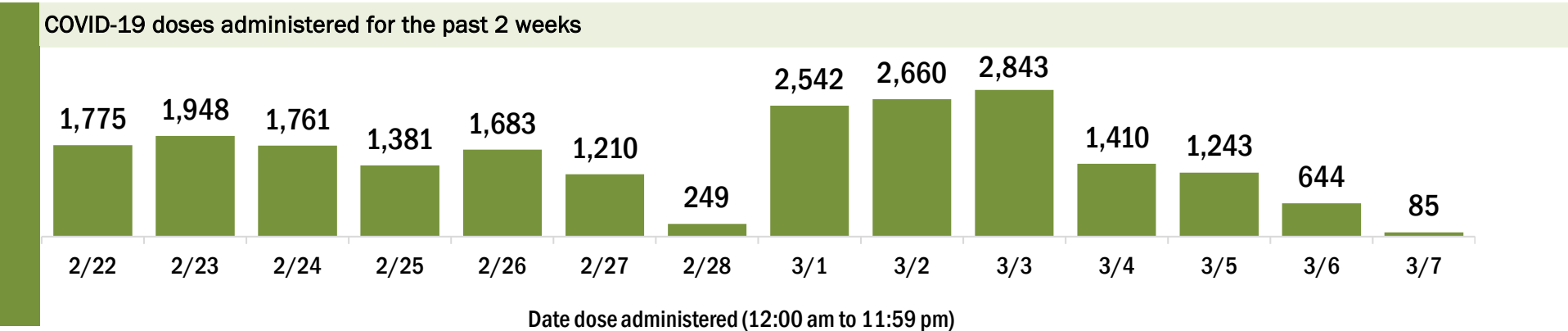
Data in this report are provisional and subject to change.

Data in this summary pertain to COVID-19 vaccines approved by the U.S. Food and Drug Administration and have been issued an Emergency Use Authorization (Janssen COVID-19 Vaccine, Moderna COVID-19 Vaccine and Pfizer-BioNTech COVID-19 Vaccine). These data summarize the number of people who have received either their first dose or have completed the series for a COVID-19 vaccine. **A person can only be counted in one category, first dose or series complete.** For persons receiving Moderna or Pfizer vaccines, once they receive their second dose, they are moved from the first dose column to the series completed column. **Because of this, the total first dose category may show a change from report to report not matching the total receiving their first dose from the previous day.** Persons receiving Johnson & Johnson vaccines will always be counted in the series completed column.

COVID-19 doses for vaccinated persons in Florida	
Doses administered	85,872
People receiving one dose of a 1-dose series (Johnson & Johnson) or receiving only one dose of a 2-dose series (Moderna, Pfizer) count once. Persons receiving both doses of a 2-dose series count twice.	

Current status of persons vaccinated for COVID-19 in Florida	
Total people vaccinated	55,964
First dose	26,031
Series completed	29,933
Completed 1-dose series	25
Completed 2-dose series	29,908
First dose: current number of people who have only received their first dose of the Moderna or Pfizer vaccine.	
Series complete: current number of people who have received both Moderna or Pfizer vaccine doses or one Johnson & Johnson dose and are considered fully immunized.	

Demographic summary	First dose	Series complete	Total people vaccinated
Age group	26,031	29,933	55,964
16-24 years	185	258	443
25-34 years	436	722	1,158
35-44 years	692	1,101	1,793
45-54 years	1,063	1,601	2,664
55-64 years	2,427	2,329	4,756
65-74 years	11,658	13,653	25,311
75-84 years	7,295	7,818	15,113
85+ years	2,275	2,451	4,726
Race	26,031	29,933	55,964
White	16,875	21,065	37,940
Black	2,518	1,716	4,234
American Indian/Alaskan	157	122	279
Other	1,721	3,255	4,976
Unknown	4,760	3,775	8,535
Other race includes Asian, native Hawaiian/Pacific Islander, or other.			
Ethnicity	26,031	29,933	55,964
Hispanic	1,635	1,332	2,967
Non-Hispanic	13,805	17,663	31,468
Unknown	10,591	10,938	21,529
Gender	26,031	29,933	55,964
Female	14,766	17,270	32,036
Male	11,199	12,656	23,855
Unknown	66	7	73





# COVID-19: Sumter County vaccine summary

Vaccination data through Mar 7, 2021 as of Mar 8, 2021 at 12:05 AM

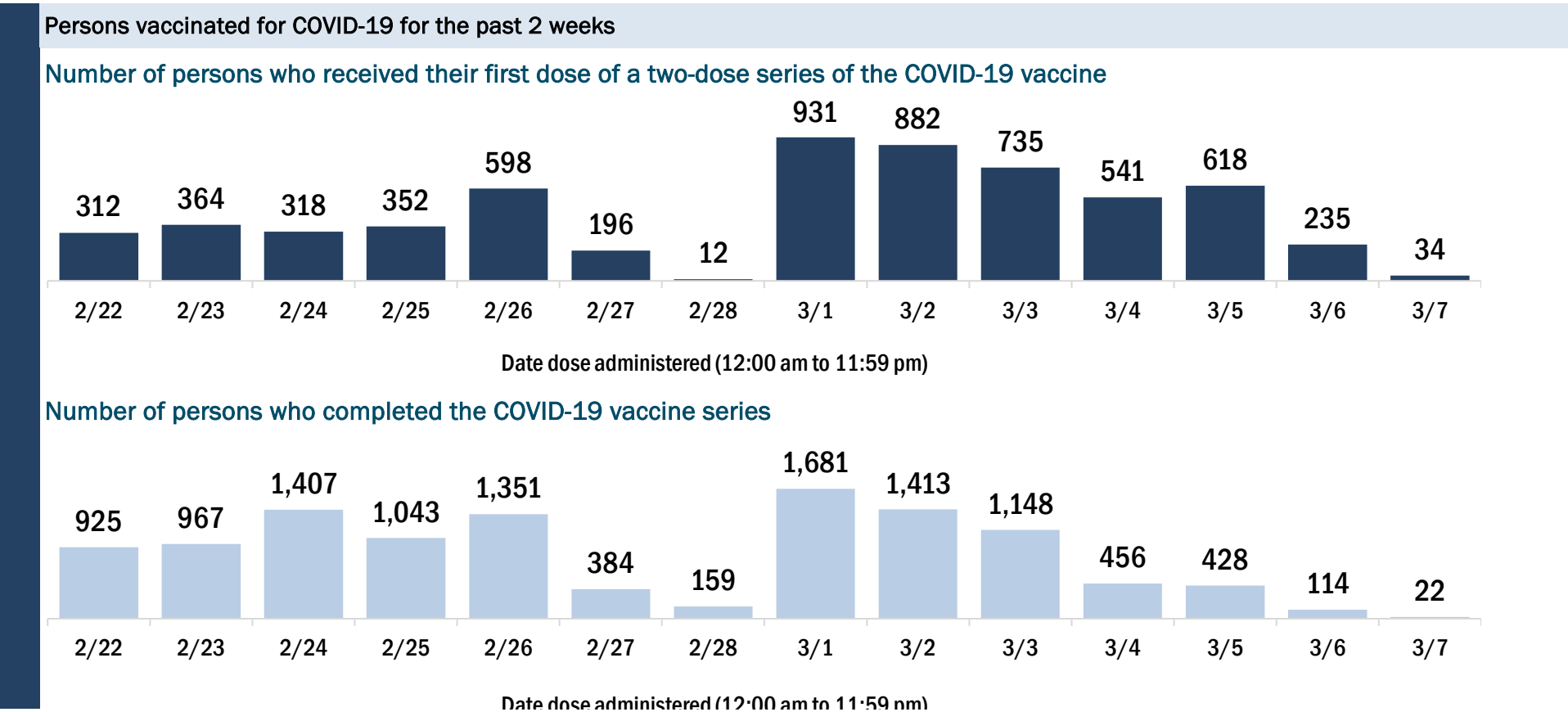
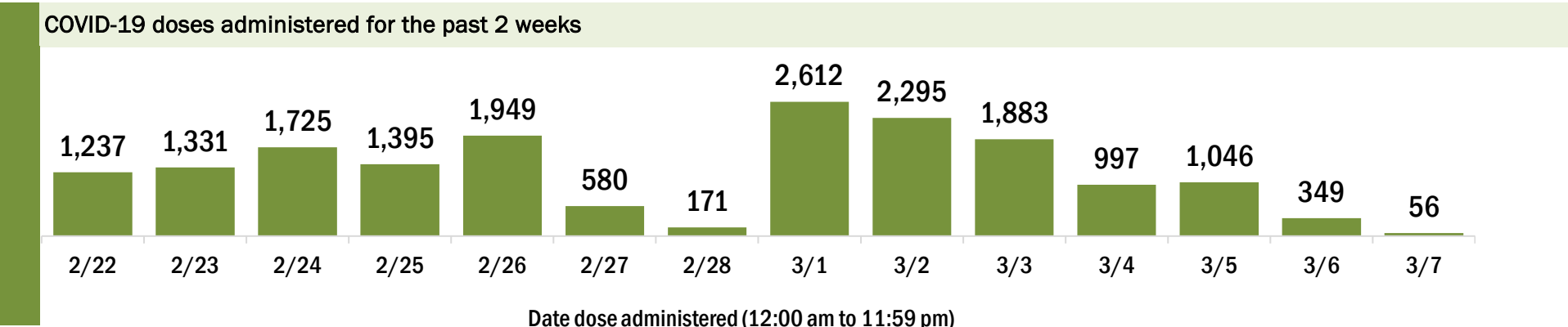
Data in this report are provisional and subject to change.

Data in this summary pertain to COVID-19 vaccines approved by the U.S. Food and Drug Administration and have been issued an Emergency Use Authorization (Janssen COVID-19 Vaccine, Moderna COVID-19 Vaccine and Pfizer-BioNTech COVID-19 Vaccine). These data summarize the number of people who have received either their first dose or have completed the series for a COVID-19 vaccine. **A person can only be counted in one category, first dose or series complete.** For persons receiving Moderna or Pfizer vaccines, once they receive their second dose, they are moved from the first dose column to the series completed column. **Because of this, the total first dose category may show a change from report to report not matching the total receiving their first dose from the previous day.** Persons receiving Johnson & Johnson vaccines will always be counted in the series completed column.

COVID-19 doses for vaccinated persons in Florida	
Doses administered	63,076
People receiving one dose of a 1-dose series (Johnson & Johnson) or receiving only one dose of a 2-dose series (Moderna, Pfizer) count once. Persons receiving both doses of a 2-dose series count twice.	

Current status of persons vaccinated for COVID-19 in Florida	
Total people vaccinated	41,885
First dose	20,661
Series completed	21,224
Completed 1-dose series	33
Completed 2-dose series	21,191
First dose: current number of people who have only received their first dose of the Moderna or Pfizer vaccine.	
Series complete: current number of people who have received both Moderna or Pfizer vaccine doses or one Johnson & Johnson dose and are considered fully immunized.	

Demographic summary	First dose	Series complete	Total people vaccinated
Age group	20,661	21,224	41,885
16-24 years	18	31	49
25-34 years	62	86	148
35-44 years	84	121	205
45-54 years	195	192	387
55-64 years	788	563	1,351
65-74 years	10,811	11,822	22,633
75-84 years	7,488	7,282	14,770
85+ years	1,215	1,127	2,342
Race	20,661	21,224	41,885
White	15,657	17,162	32,819
Black	218	190	408
American Indian/Alaskan	39	47	86
Other	996	1,054	2,050
Unknown	3,751	2,771	6,522
Other race includes Asian, native Hawaiian/Pacific Islander, or other.			
Ethnicity	20,661	21,224	41,885
Hispanic	267	200	467
Non-Hispanic	10,088	11,628	21,716
Unknown	10,306	9,396	19,702
Gender	20,661	21,224	41,885
Female	11,442	11,759	23,201
Male	9,148	9,460	18,608
Unknown	71	5	76



# COVID-19: Suwannee County vaccine summary

Vaccination data through Mar 7, 2021 as of Mar 8, 2021 at 12:05 AM

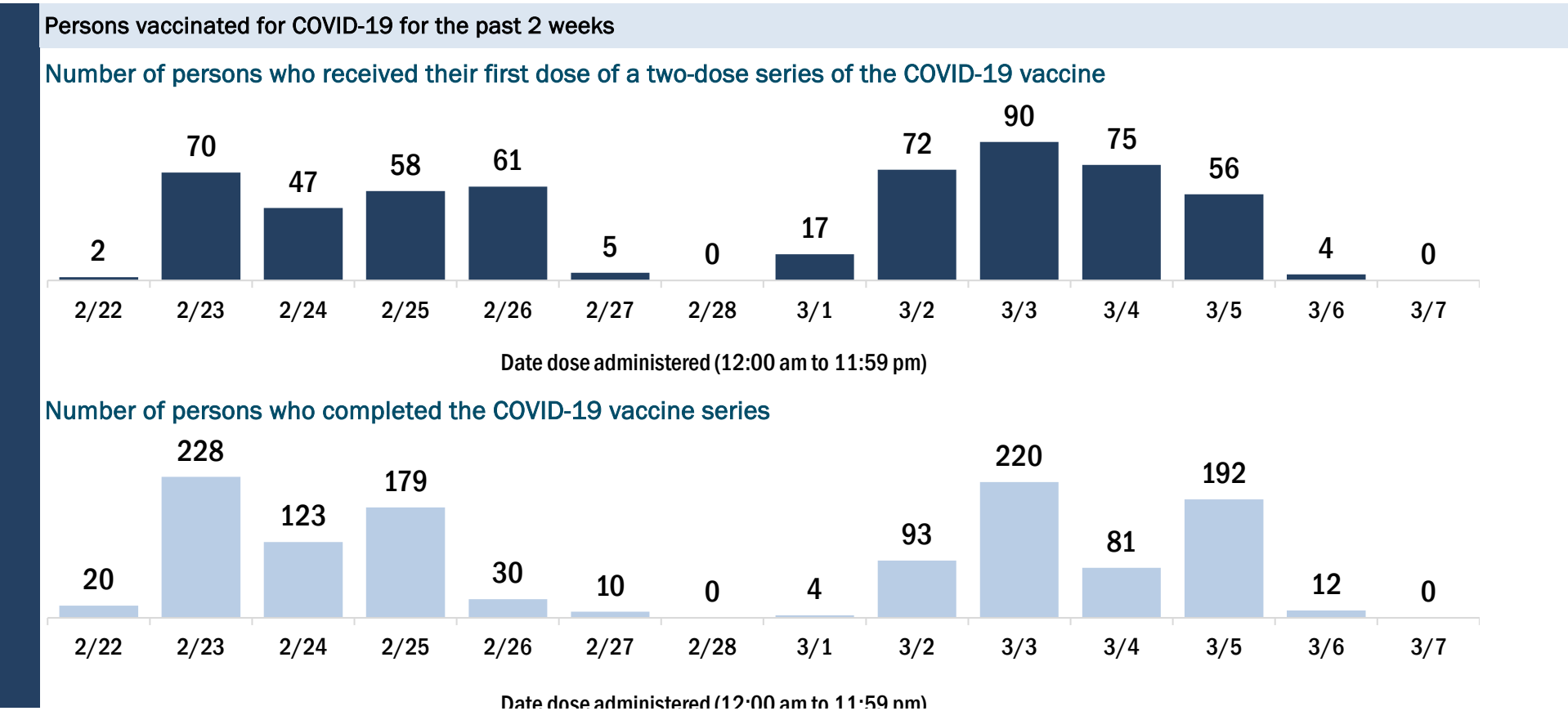
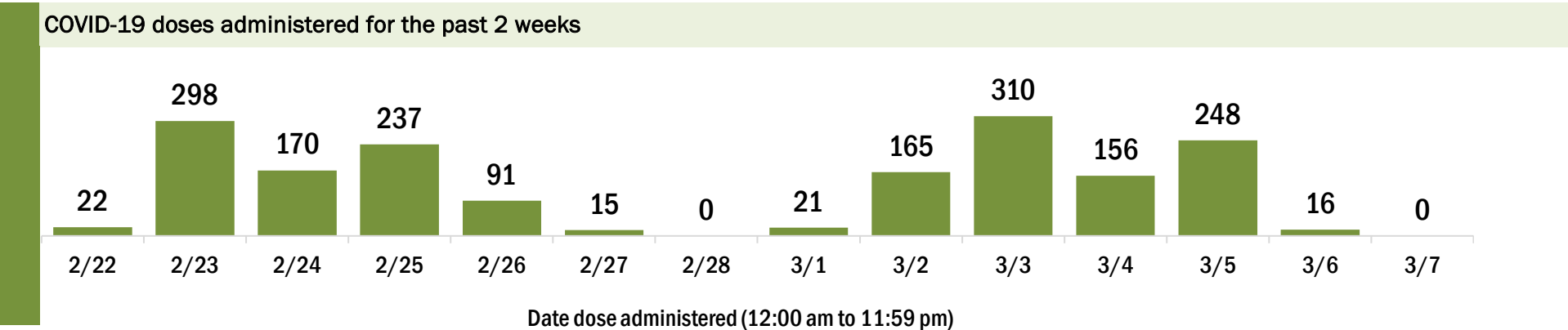
Data in this report are provisional and subject to change.

Data in this summary pertain to COVID-19 vaccines approved by the U.S. Food and Drug Administration and have been issued an Emergency Use Authorization (Janssen COVID-19 Vaccine, Moderna COVID-19 Vaccine and Pfizer-BioNTech COVID-19 Vaccine). These data summarize the number of people who have received either their first dose or have completed the series for a COVID-19 vaccine. **A person can only be counted in one category, first dose or series complete.** For persons receiving Moderna or Pfizer vaccines, once they receive their second dose, they are moved from the first dose column to the series completed column. **Because of this, the total first dose category may show a change from report to report not matching the total receiving their first dose from the previous day.** Persons receiving Johnson & Johnson vaccines will always be counted in the series completed column.

COVID-19 doses for vaccinated persons in Florida	
Doses administered	9,396
People receiving one dose of a 1-dose series (Johnson & Johnson) or receiving only one dose of a 2-dose series (Moderna, Pfizer) count once. Persons receiving both doses of a 2-dose series count twice.	

Current status of persons vaccinated for COVID-19 in Florida	
Total people vaccinated	5,473
First dose	1,550
Series completed	3,923
Completed 1-dose series	0
Completed 2-dose series	3,923
First dose: current number of people who have only received their first dose of the Moderna or Pfizer vaccine.	
Series complete: current number of people who have received both Moderna or Pfizer vaccine doses or one Johnson & Johnson dose and are considered fully immunized.	

Demographic summary	First dose	Series complete	Total people vaccinated
Age group	1,550	3,923	5,473
16-24 years	15	29	44
25-34 years	28	60	88
35-44 years	51	85	136
45-54 years	79	113	192
55-64 years	231	236	467
65-74 years	684	1,717	2,401
75-84 years	347	1,234	1,581
85+ years	115	449	564
Race	1,550	3,923	5,473
White	1,079	2,695	3,774
Black	146	194	340
American Indian/Alaskan	0	4	4
Other	99	273	372
Unknown	226	757	983
Other race includes Asian, native Hawaiian/Pacific Islander, or other.			
Ethnicity	1,550	3,923	5,473
Hispanic	39	45	84
Non-Hispanic	734	1,674	2,408
Unknown	777	2,204	2,981
Gender	1,550	3,923	5,473
Female	919	2,306	3,225
Male	631	1,617	2,248
Unknown	0	0	0



# COVID-19: Taylor County vaccine summary

Vaccination data through Mar 7, 2021 as of Mar 8, 2021 at 12:05 AM

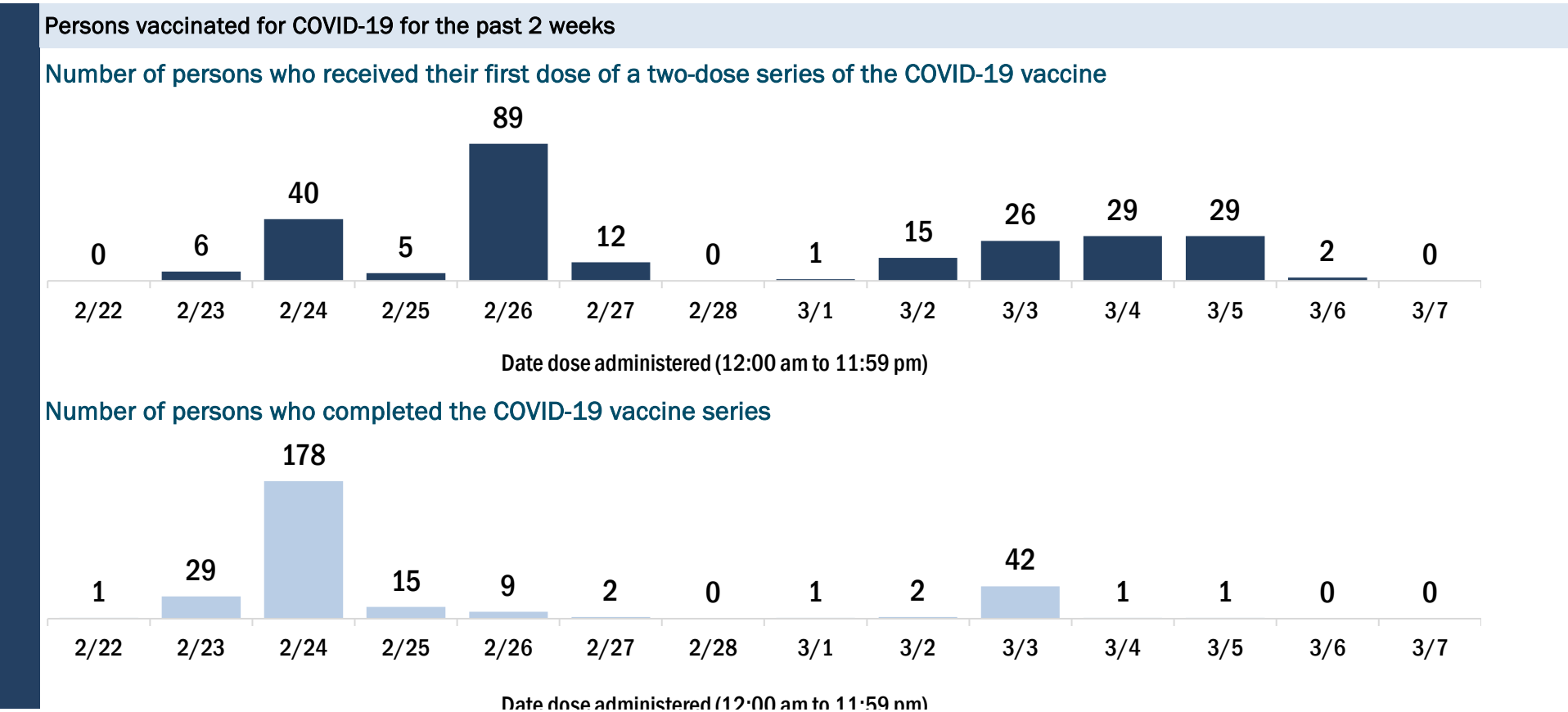
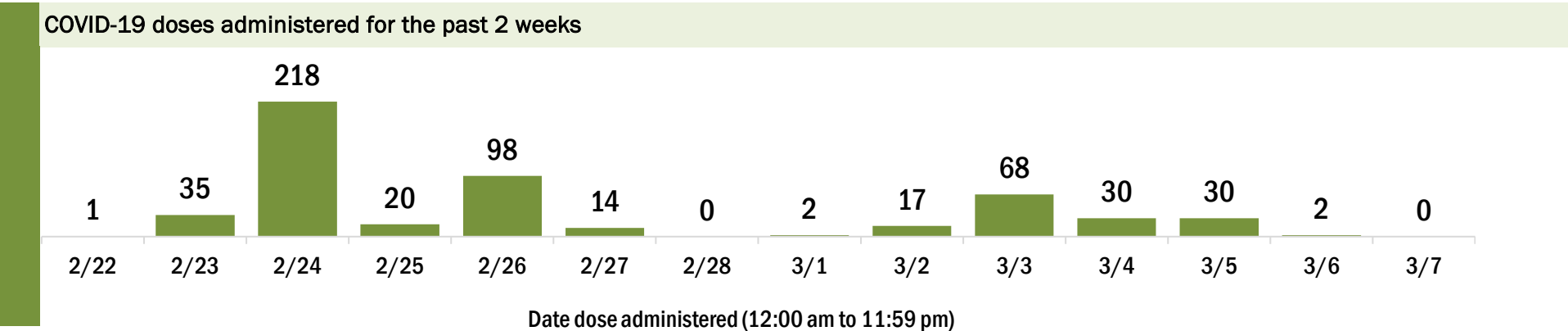
Data in this report are provisional and subject to change.

Data in this summary pertain to COVID-19 vaccines approved by the U.S. Food and Drug Administration and have been issued an Emergency Use Authorization (Janssen COVID-19 Vaccine, Moderna COVID-19 Vaccine and Pfizer-BioNTech COVID-19 Vaccine). These data summarize the number of people who have received either their first dose or have completed the series for a COVID-19 vaccine. **A person can only be counted in one category, first dose or series complete.** For persons receiving Moderna or Pfizer vaccines, once they receive their second dose, they are moved from the first dose column to the series completed column. **Because of this, the total first dose category may show a change from report to report not matching the total receiving their first dose from the previous day.** Persons receiving Johnson & Johnson vaccines will always be counted in the series completed column.

COVID-19 doses for vaccinated persons in Florida	
Doses administered	4,787
People receiving one dose of a 1-dose series (Johnson & Johnson) or receiving only one dose of a 2-dose series (Moderna, Pfizer) count once. Persons receiving both doses of a 2-dose series count twice.	

Current status of persons vaccinated for COVID-19 in Florida	
Total people vaccinated	3,129
First dose	1,471
Series completed	1,658
Completed 1-dose series	0
Completed 2-dose series	1,658
<b>First dose:</b> current number of people who have only received their first dose of the Moderna or Pfizer vaccine.	
<b>Series complete:</b> current number of people who have received both Moderna or Pfizer vaccine doses or one Johnson & Johnson dose and are considered fully immunized.	

Demographic summary	First dose	Series complete	Total people vaccinated
Age group	1,471	1,658	3,129
16-24 years	26	8	34
25-34 years	25	30	55
35-44 years	42	25	67
45-54 years	93	51	144
55-64 years	266	138	404
65-74 years	596	762	1,358
75-84 years	320	502	822
85+ years	103	142	245
Race	1,471	1,658	3,129
White	1,000	1,176	2,176
Black	161	109	270
American Indian/Alaskan	8	6	14
Other	52	159	211
Unknown	250	208	458
Other race includes Asian, native Hawaiian/Pacific Islander, or other.			
Ethnicity	1,471	1,658	3,129
Hispanic	14	18	32
Non-Hispanic	752	625	1,377
Unknown	705	1,015	1,720
Gender	1,471	1,658	3,129
Female	797	923	1,720
Male	674	735	1,409
Unknown	0	0	0



# COVID-19: Union County vaccine summary

Vaccination data through Mar 7, 2021 as of Mar 8, 2021 at 12:05 AM

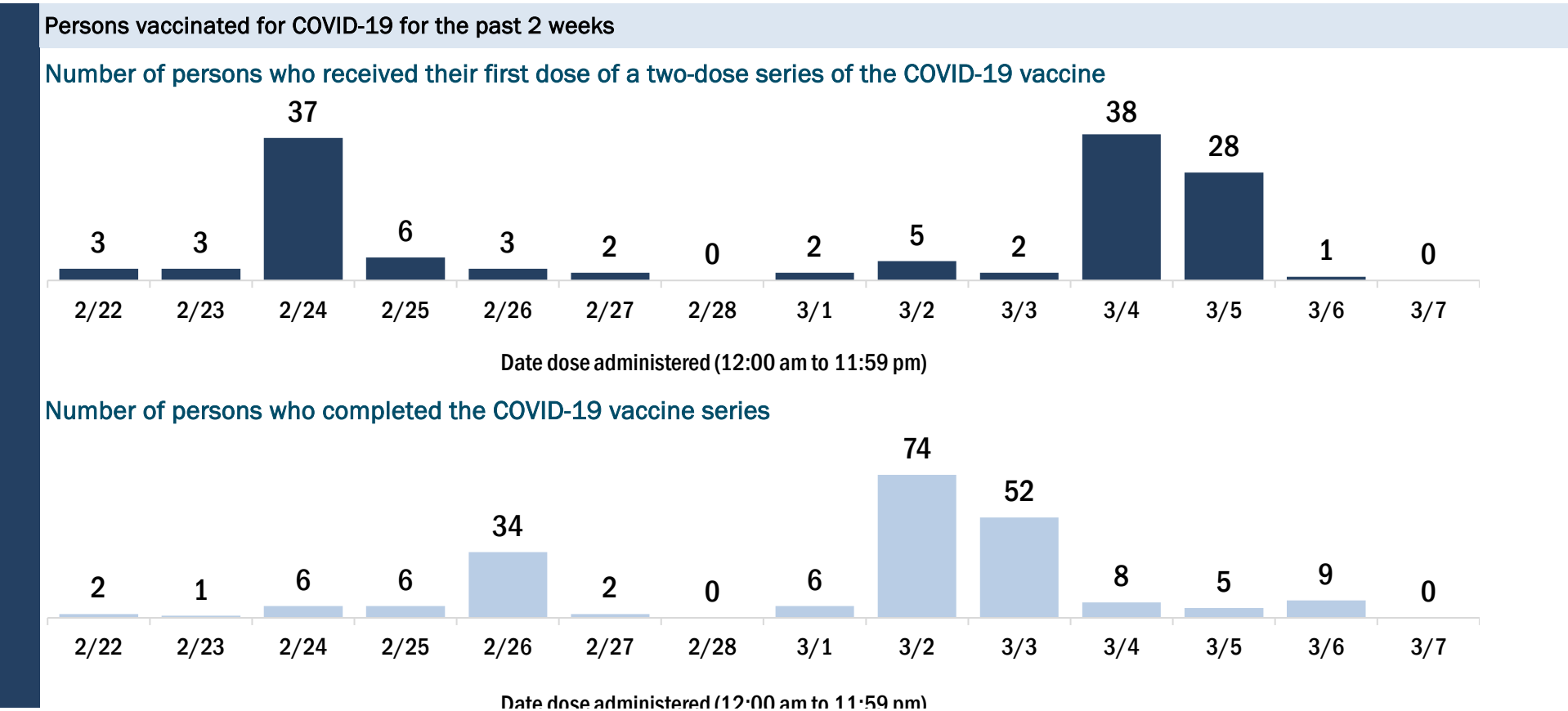
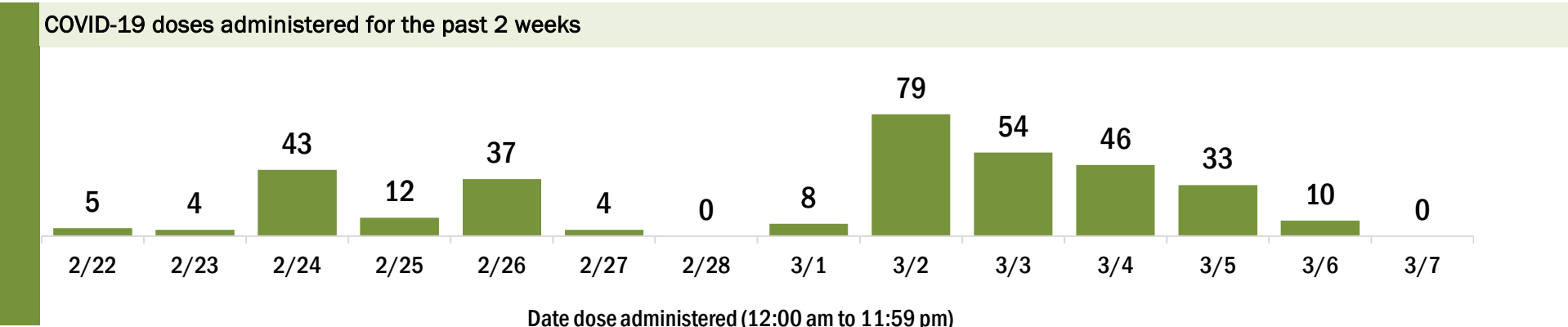
Data in this report are provisional and subject to change.

Data in this summary pertain to COVID-19 vaccines approved by the U.S. Food and Drug Administration and have been issued an Emergency Use Authorization (Janssen COVID-19 Vaccine, Moderna COVID-19 Vaccine and Pfizer-BioNTech COVID-19 Vaccine). These data summarize the number of people who have received either their first dose or have completed the series for a COVID-19 vaccine. **A person can only be counted in one category, first dose or series complete.** For persons receiving Moderna or Pfizer vaccines, once they receive their second dose, they are moved from the first dose column to the series completed column. **Because of this, the total first dose category may show a change from report to report not matching the total receiving their first dose from the previous day.** Persons receiving Johnson & Johnson vaccines will always be counted in the series completed column.

COVID-19 doses for vaccinated persons in Florida	
Doses administered	2,317
People receiving one dose of a 1-dose series (Johnson & Johnson) or receiving only one dose of a 2-dose series (Moderna, Pfizer) count once. Persons receiving both doses of a 2-dose series count twice.	

Current status of persons vaccinated for COVID-19 in Florida	
Total people vaccinated	1,318
First dose	319
Series completed	999
Completed 1-dose series	0
Completed 2-dose series	999
<b>First dose:</b> current number of people who have only received their first dose of the Moderna or Pfizer vaccine.	
<b>Series complete:</b> current number of people who have received both Moderna or Pfizer vaccine doses or one Johnson & Johnson dose and are considered fully immunized.	

Demographic summary	First dose	Series complete	Total people vaccinated
Age group	319	999	1,318
16-24 years	3	8	11
25-34 years	12	42	54
35-44 years	11	32	43
45-54 years	20	38	58
55-64 years	42	79	121
65-74 years	144	439	583
75-84 years	67	278	345
85+ years	20	83	103
Race	319	999	1,318
White	239	834	1,073
Black	33	56	89
American Indian/Alaskan	4	8	12
Other	31	89	120
Unknown	12	12	24
Other race includes Asian, native Hawaiian/Pacific Islander, or other.			
Ethnicity	319	999	1,318
Hispanic	7	16	23
Non-Hispanic	263	935	1,198
Unknown	49	48	97
Gender	319	999	1,318
Female	190	562	752
Male	129	437	566
Unknown	0	0	0





# COVID-19: Volusia County vaccine summary

Vaccination data through Mar 7, 2021 as of Mar 8, 2021 at 12:05 AM

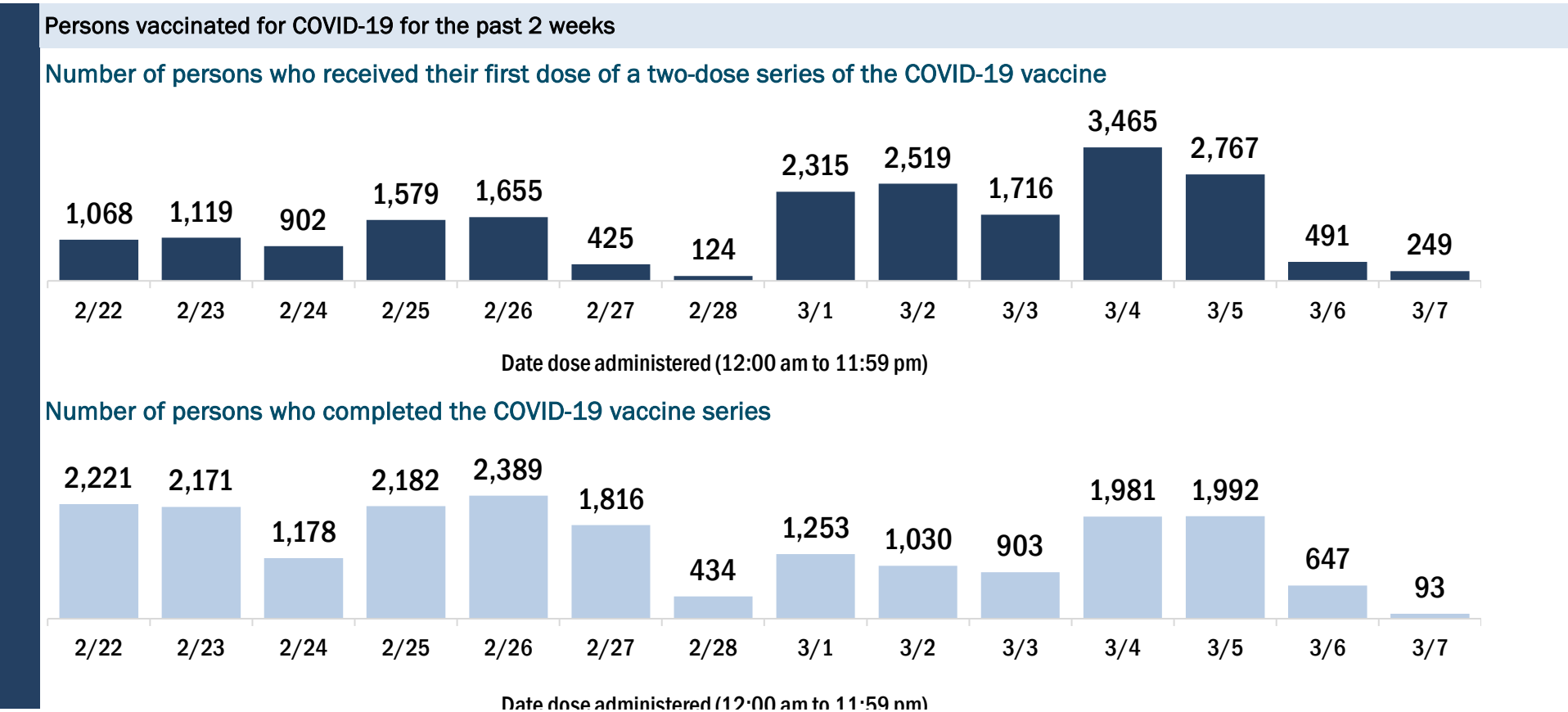
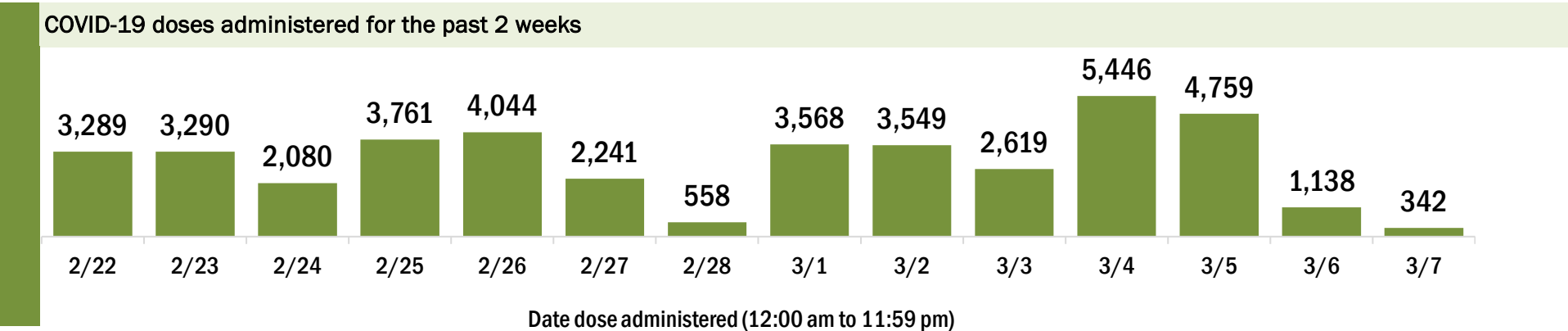
Data in this report are provisional and subject to change.

Data in this summary pertain to COVID-19 vaccines approved by the U.S. Food and Drug Administration and have been issued an Emergency Use Authorization (Janssen COVID-19 Vaccine, Moderna COVID-19 Vaccine and Pfizer-BioNTech COVID-19 Vaccine). These data summarize the number of people who have received either their first dose or have completed the series for a COVID-19 vaccine. **A person can only be counted in one category, first dose or series complete.** For persons receiving Moderna or Pfizer vaccines, once they receive their second dose, they are moved from the first dose column to the series completed column. **Because of this, the total first dose category may show a change from report to report not matching the total receiving their first dose from the previous day.** Persons receiving Johnson & Johnson vaccines will always be counted in the series completed column.

COVID-19 doses for vaccinated persons in Florida	
Doses administered	142,103
People receiving one dose of a 1-dose series (Johnson & Johnson) or receiving only one dose of a 2-dose series (Moderna, Pfizer) count once. Persons receiving both doses of a 2-dose series count twice.	

Current status of persons vaccinated for COVID-19 in Florida	
Total people vaccinated	91,259
First dose	40,210
Series completed	51,049
Completed 1-dose series	205
Completed 2-dose series	50,844
First dose: current number of people who have only received their first dose of the Moderna or Pfizer vaccine.	
Series complete: current number of people who have received both Moderna or Pfizer vaccine doses or one Johnson & Johnson dose and are considered fully immunized.	

Demographic summary	First dose	Series complete	Total people vaccinated
Age group	40,210	51,049	91,259
16-24 years	307	544	851
25-34 years	697	1,549	2,246
35-44 years	978	2,072	3,050
45-54 years	1,676	2,889	4,565
55-64 years	3,481	4,464	7,945
65-74 years	18,517	22,488	41,005
75-84 years	11,035	12,187	23,222
85+ years	3,519	4,856	8,375
Race	40,210	51,049	91,259
White	25,506	30,466	55,972
Black	1,922	1,090	3,012
American Indian/Alaskan	180	159	339
Other	3,280	9,611	12,891
Unknown	9,322	9,723	19,045
Other race includes Asian, native Hawaiian/Pacific Islander, or other.			
Ethnicity	40,210	51,049	91,259
Hispanic	1,694	1,179	2,873
Non-Hispanic	18,159	20,066	38,225
Unknown	20,357	29,804	50,161
Gender	40,210	51,049	91,259
Female	23,082	29,928	53,010
Male	16,487	20,739	37,226
Unknown	641	382	1,023



# COVID-19: Wakulla County vaccine summary

Vaccination data through Mar 7, 2021 as of Mar 8, 2021 at 12:05 AM

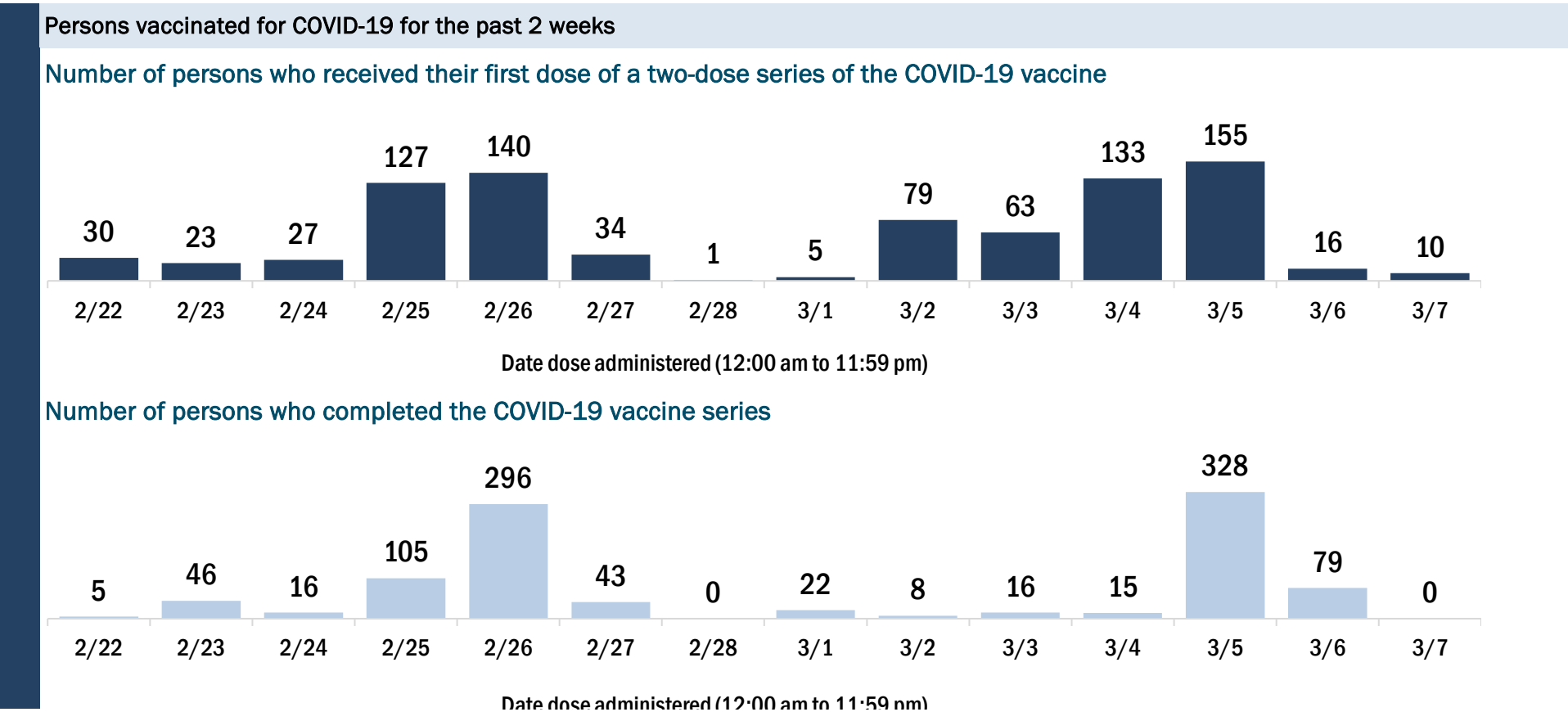
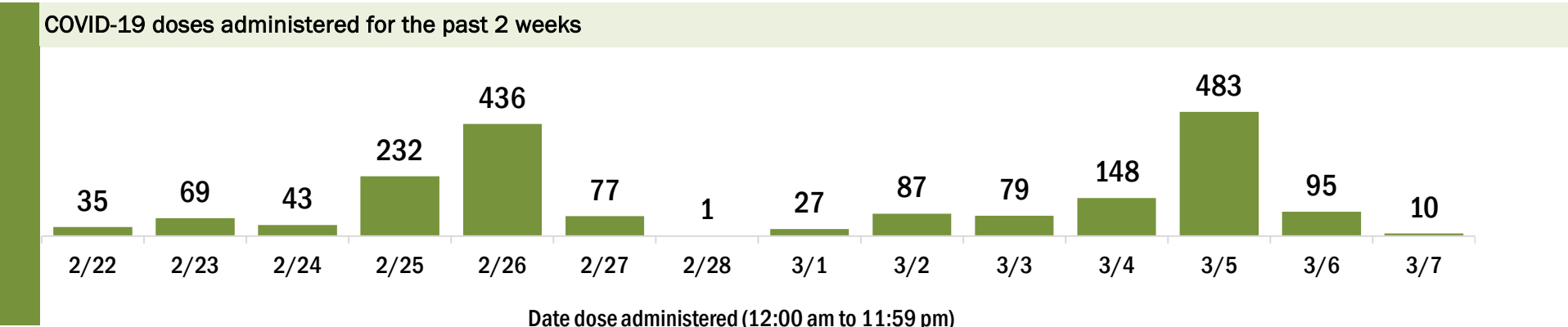
Data in this report are provisional and subject to change.

Data in this summary pertain to COVID-19 vaccines approved by the U.S. Food and Drug Administration and have been issued an Emergency Use Authorization (Janssen COVID-19 Vaccine, Moderna COVID-19 Vaccine and Pfizer-BioNTech COVID-19 Vaccine). These data summarize the number of people who have received either their first dose or have completed the series for a COVID-19 vaccine. **A person can only be counted in one category, first dose or series complete.** For persons receiving Moderna or Pfizer vaccines, once they receive their second dose, they are moved from the first dose column to the series completed column. **Because of this, the total first dose category may show a change from report to report not matching the total receiving their first dose from the previous day.** Persons receiving Johnson & Johnson vaccines will always be counted in the series completed column.

COVID-19 doses for vaccinated persons in Florida	
Doses administered	9,162
People receiving one dose of a 1-dose series (Johnson & Johnson) or receiving only one dose of a 2-dose series (Moderna, Pfizer) count once. Persons receiving both doses of a 2-dose series count twice.	

Current status of persons vaccinated for COVID-19 in Florida	
Total people vaccinated	5,659
First dose	2,154
Series completed	3,505
Completed 1-dose series	2
Completed 2-dose series	3,503
<b>First dose:</b> current number of people who have only received their first dose of the Moderna or Pfizer vaccine.	
<b>Series complete:</b> current number of people who have received both Moderna or Pfizer vaccine doses or one Johnson & Johnson dose and are considered fully immunized.	

Demographic summary	First dose	Series complete	Total people vaccinated
Age group	2,154	3,505	5,659
16-24 years	29	23	52
25-34 years	70	93	163
35-44 years	131	125	256
45-54 years	240	139	379
55-64 years	495	254	749
65-74 years	767	1,798	2,565
75-84 years	338	859	1,197
85+ years	84	214	298
Race	2,154	3,505	5,659
White	1,582	2,669	4,251
Black	142	176	318
American Indian/Alaskan	6	21	27
Other	222	459	681
Unknown	202	180	382
Other race includes Asian, native Hawaiian/Pacific Islander, or other.			
Ethnicity	2,154	3,505	5,659
Hispanic	27	33	60
Non-Hispanic	1,451	2,625	4,076
Unknown	676	847	1,523
Gender	2,154	3,505	5,659
Female	1,262	1,923	3,185
Male	891	1,581	2,472
Unknown	1	1	2



# COVID-19: Walton County vaccine summary

Vaccination data through Mar 7, 2021 as of Mar 8, 2021 at 12:05 AM

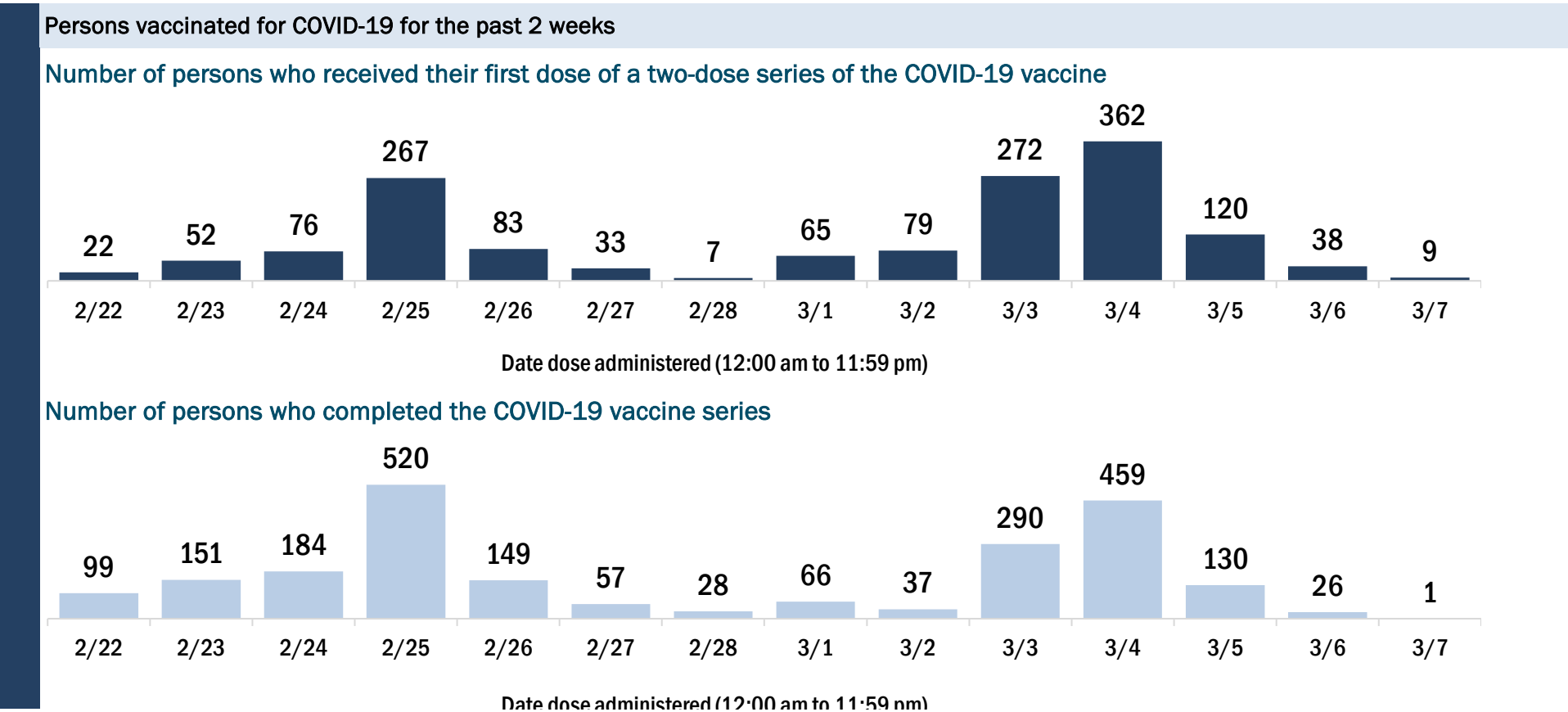
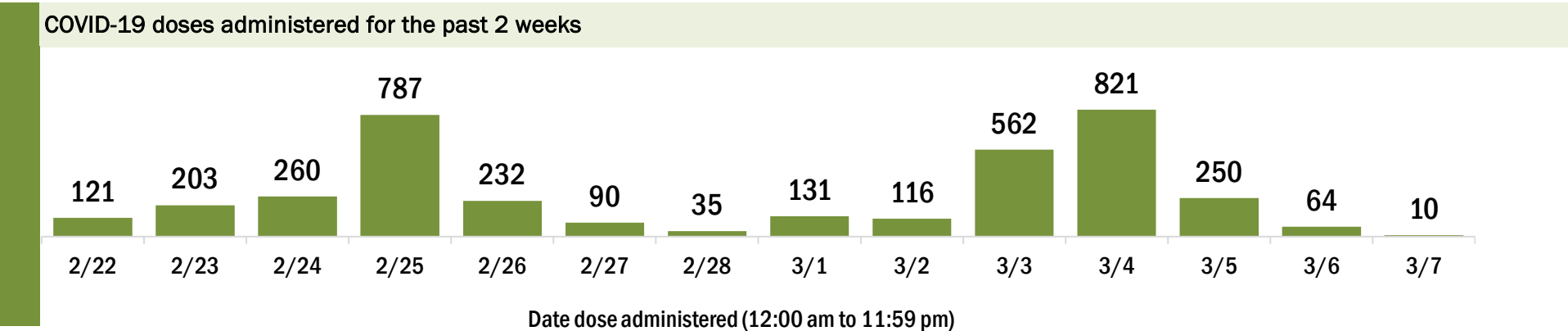
Data in this report are provisional and subject to change.

Data in this summary pertain to COVID-19 vaccines approved by the U.S. Food and Drug Administration and have been issued an Emergency Use Authorization (Janssen COVID-19 Vaccine, Moderna COVID-19 Vaccine and Pfizer-BioNTech COVID-19 Vaccine). These data summarize the number of people who have received either their first dose or have completed the series for a COVID-19 vaccine. **A person can only be counted in one category, first dose or series complete.** For persons receiving Moderna or Pfizer vaccines, once they receive their second dose, they are moved from the first dose column to the series completed column. **Because of this, the total first dose category may show a change from report to report not matching the total receiving their first dose from the previous day.** Persons receiving Johnson & Johnson vaccines will always be counted in the series completed column.

COVID-19 doses for vaccinated persons in Florida	
Doses administered	19,065
People receiving one dose of a 1-dose series (Johnson & Johnson) or receiving only one dose of a 2-dose series (Moderna, Pfizer) count once. Persons receiving both doses of a 2-dose series count twice.	

Current status of persons vaccinated for COVID-19 in Florida	
Total people vaccinated	11,791
First dose	4,511
Series completed	7,280
Completed 1-dose series	6
Completed 2-dose series	7,274
<b>First dose:</b> current number of people who have only received their first dose of the Moderna or Pfizer vaccine.	
<b>Series complete:</b> current number of people who have received both Moderna or Pfizer vaccine doses or one Johnson & Johnson dose and are considered fully immunized.	

Demographic summary	First dose	Series complete	Total people vaccinated
Age group	4,511	7,280	11,791
16-24 years	32	38	70
25-34 years	112	109	221
35-44 years	233	189	422
45-54 years	325	276	601
55-64 years	709	553	1,262
65-74 years	1,990	3,910	5,900
75-84 years	896	1,704	2,600
85+ years	214	501	715
Race	4,511	7,280	11,791
White	3,347	5,680	9,027
Black	86	101	187
American Indian/Alaskan	10	26	36
Other	231	335	566
Unknown	837	1,138	1,975
Other race includes Asian, native Hawaiian/Pacific Islander, or other.			
Ethnicity	4,511	7,280	11,791
Hispanic	68	68	136
Non-Hispanic	2,814	4,885	7,699
Unknown	1,629	2,327	3,956
Gender	4,511	7,280	11,791
Female	2,426	3,999	6,425
Male	2,083	3,280	5,363
Unknown	2	1	3



# COVID-19: Washington County vaccine summary

Vaccination data through Mar 7, 2021 as of Mar 8, 2021 at 12:05 AM

Data in this report are provisional and subject to change.

Data in this summary pertain to COVID-19 vaccines approved by the U.S. Food and Drug Administration and have been issued an Emergency Use Authorization (Janssen COVID-19 Vaccine, Moderna COVID-19 Vaccine and Pfizer-BioNTech COVID-19 Vaccine). These data summarize the number of people who have received either their first dose or have completed the series for a COVID-19 vaccine. **A person can only be counted in one category, first dose or series complete.** For persons receiving Moderna or Pfizer vaccines, once they receive their second dose, they are moved from the first dose column to the series completed column. **Because of this, the total first dose category may show a change from report to report not matching the total receiving their first dose from the previous day.** Persons receiving Johnson & Johnson vaccines will always be counted in the series completed column.

COVID-19 doses for vaccinated persons in Florida	
Doses administered	4,772
People receiving one dose of a 1-dose series (Johnson & Johnson) or receiving only one dose of a 2-dose series (Moderna, Pfizer) count once. Persons receiving both doses of a 2-dose series count twice.	

Current status of persons vaccinated for COVID-19 in Florida	
Total people vaccinated	3,033
First dose	1,294
Series completed	1,739
Completed 1-dose series	0
Completed 2-dose series	1,739
First dose: current number of people who have only received their first dose of the Moderna or Pfizer vaccine.	
Series complete: current number of people who have received both Moderna or Pfizer vaccine doses or one Johnson & Johnson dose and are considered fully immunized.	

Demographic summary	First dose	Series complete	Total people vaccinated
Age group	1,294	1,739	3,033
16-24 years	13	11	24
25-34 years	38	37	75
35-44 years	44	65	109
45-54 years	103	98	201
55-64 years	198	170	368
65-74 years	508	738	1,246
75-84 years	282	462	744
85+ years	108	158	266
Race	1,294	1,739	3,033
White	1,020	1,358	2,378
Black	142	119	261
American Indian/Alaskan	12	21	33
Other	54	118	172
Unknown	66	123	189
Other race includes Asian, native Hawaiian/Pacific Islander, or other.			
Ethnicity	1,294	1,739	3,033
Hispanic	7	18	25
Non-Hispanic	979	1,302	2,281
Unknown	308	419	727
Gender	1,294	1,739	3,033
Female	677	985	1,662
Male	616	754	1,370
Unknown	1	0	1

