

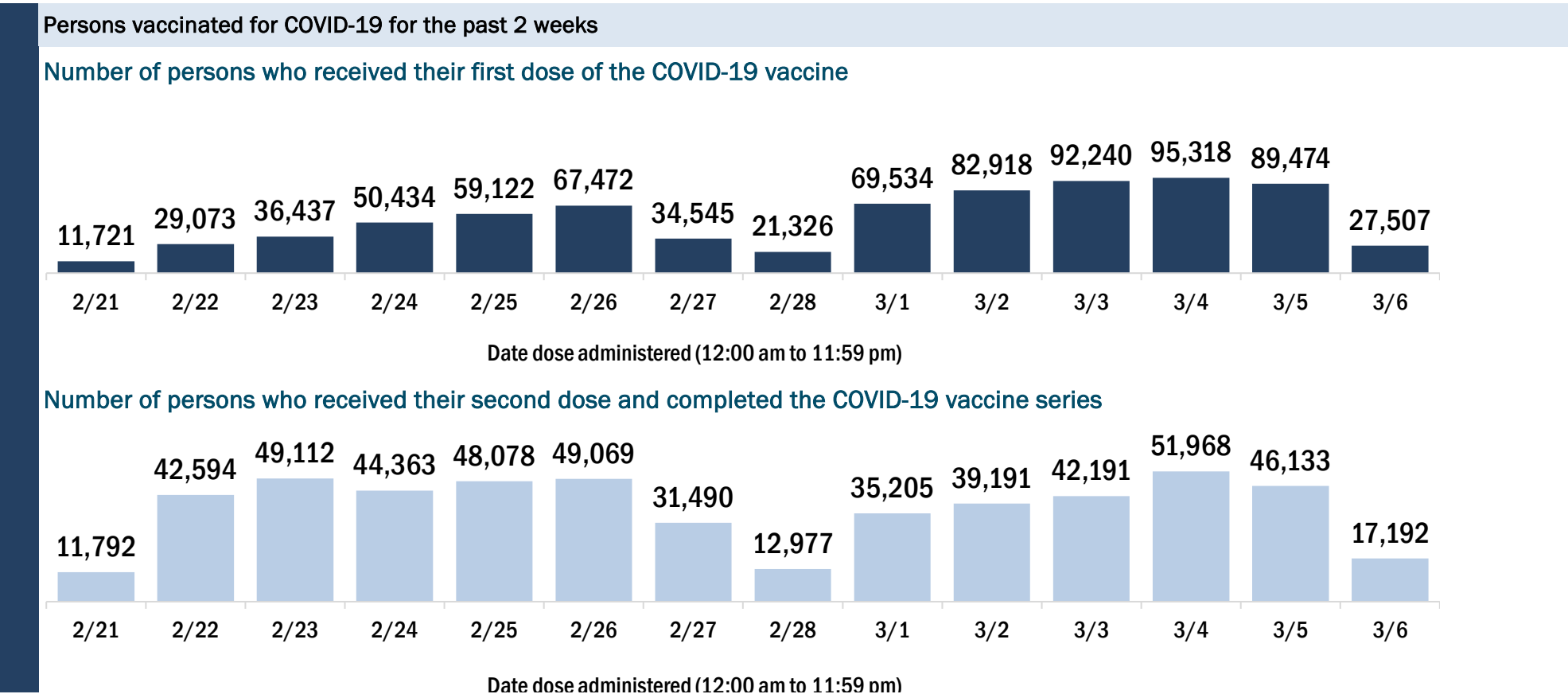
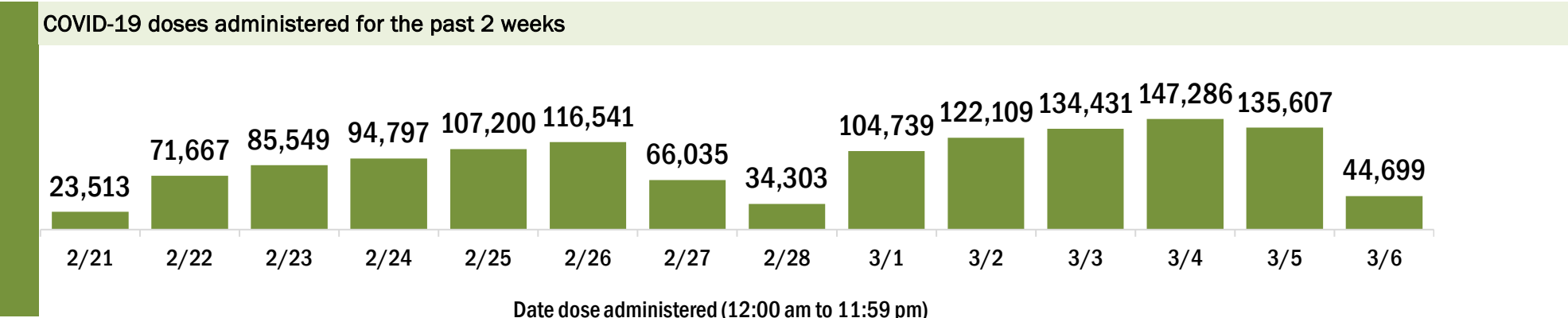
COVID-19: Florida vaccine summary

Vaccination data through Mar 6, 2021 as of Mar 7, 2021 at 12:05 AM

Data in this report are provisional and subject to change. Data are based on county of residence.

Data in this summary pertain to COVID-19 vaccines approved by the U.S. Food and Drug Administration and have been issued an Emergency Use Authorization (Janssen COVID-19 Vaccine, Moderna COVID-19 Vaccine and Pfizer-BioNTech COVID-19 Vaccine). These data summarize the number of people who have received either their first dose or have completed the series for a COVID-19 vaccine. **A person can only be counted in one category, first dose or series complete.** For persons receiving Moderna or Pfizer vaccines, once they receive their second dose, they are moved from the first dose column to the series completed column. **Because of this, the total first dose category may show a change from report to report not matching the total receiving their first dose from the previous day.** Persons receiving Johnson & Johnson vaccines will always be counted in the series completed column.

COVID-19 doses for vaccinated persons in Florida		Demographic summary			
Doses administered	5,483,531	First dose	Series complete	Total people vaccinated	
People receiving one dose of a 1-dose series (Johnson & Johnson) or receiving only one dose of a 2-dose series (Moderna, Pfizer) count once. Persons receiving both doses of a 2-dose series count twice.		Age group	1,608,671	1,941,468	3,550,139
		16-24 years	20,362	23,228	43,590
		25-34 years	49,800	81,646	131,446
		35-44 years	68,512	101,427	169,939
		45-54 years	101,761	123,401	225,162
		55-64 years	183,615	167,133	350,748
		65-74 years	654,575	806,756	1,461,331
		75-84 years	396,149	467,014	863,163
		85+ years	133,897	170,863	304,760
		Race	1,608,671	1,941,468	3,550,139
		White	1,054,975	1,336,382	2,391,357
		Black	103,805	106,541	210,346
		American Indian/Alaskan	6,730	7,024	13,754
		Other	134,995	243,351	378,346
		Unknown	308,166	248,170	556,336
		Other race includes Asian, native Hawaiian/Pacific Islander, or other.			
		Ethnicity	1,608,671	1,941,468	3,550,139
		Hispanic	206,616	196,822	403,438
		Non-Hispanic	732,997	1,061,037	1,794,034
		Unknown	669,058	683,609	1,352,667
		Gender	1,608,671	1,941,468	3,550,139
		Female	919,374	1,125,630	2,045,004
		Male	678,054	813,571	1,491,625
		Unknown	11,243	2,267	13,510



COVID-19: Alachua County vaccine summary

Vaccination data through Mar 6, 2021 as of Mar 7, 2021 at 12:05 AM

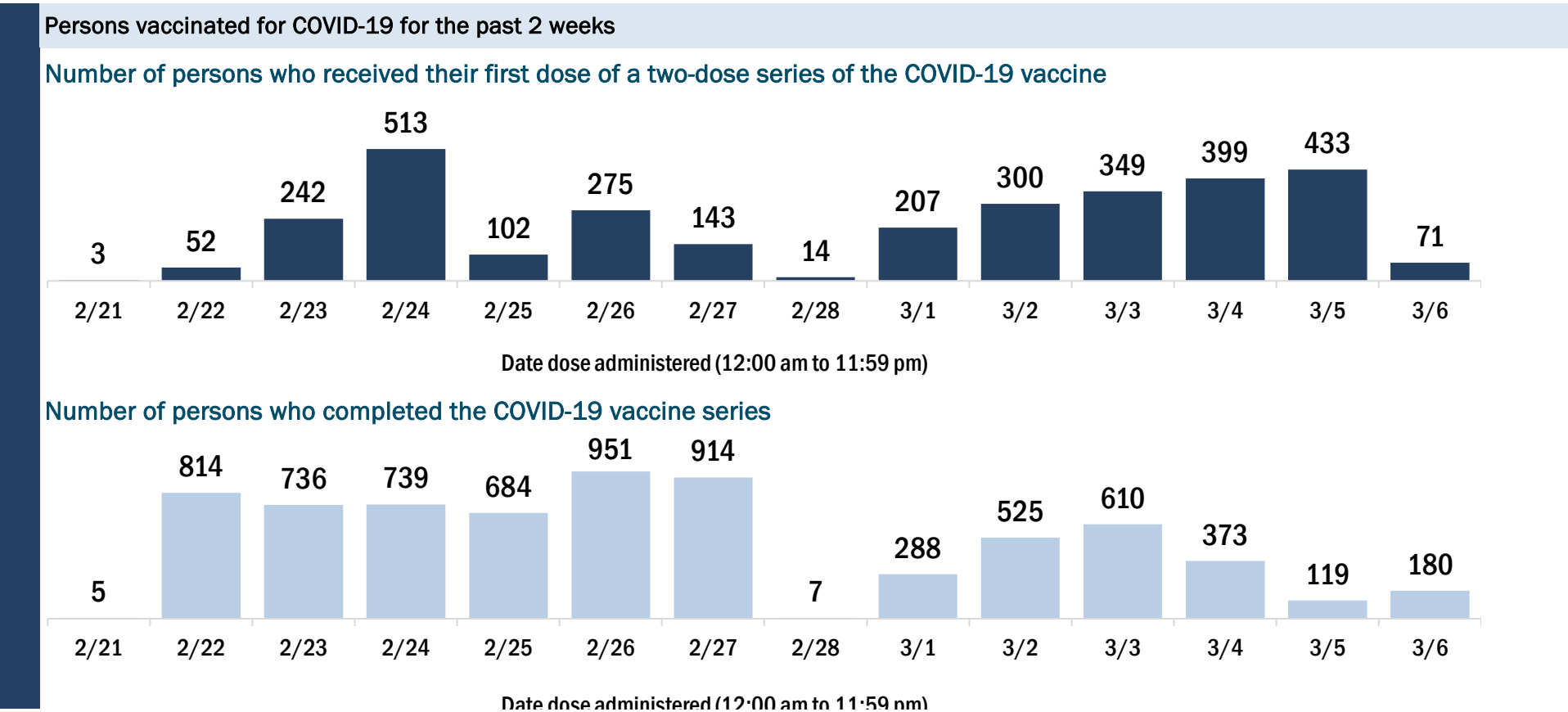
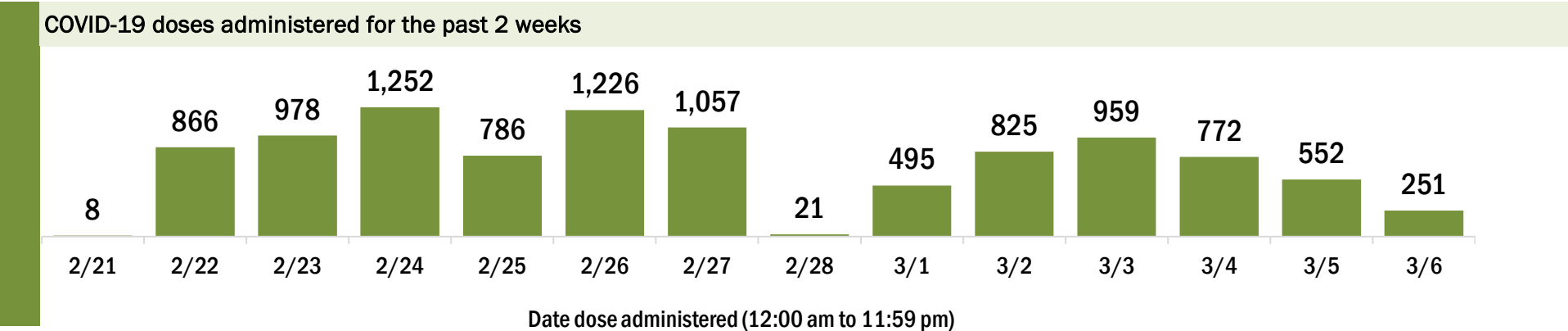
Data in this report are provisional and subject to change.

Data in this summary pertain to COVID-19 vaccines approved by the U.S. Food and Drug Administration and have been issued an Emergency Use Authorization (Janssen COVID-19 Vaccine, Moderna COVID-19 Vaccine and Pfizer-BioNTech COVID-19 Vaccine). These data summarize the number of people who have received either their first dose or have completed the series for a COVID-19 vaccine. **A person can only be counted in one category, first dose or series complete.** For persons receiving Moderna or Pfizer vaccines, once they receive their second dose, they are moved from the first dose column to the series completed column. **Because of this, the total first dose category may show a change from report to report not matching the total receiving their first dose from the previous day.** Persons receiving Johnson & Johnson vaccines will always be counted in the series completed column.

COVID-19 doses for vaccinated persons in Florida	
Doses administered	87,564
People receiving one dose of a 1-dose series (Johnson & Johnson) or receiving only one dose of a 2-dose series (Moderna, Pfizer) count once. Persons receiving both doses of a 2-dose series count twice.	

Current status of persons vaccinated for COVID-19 in Florida	
Total people vaccinated	49,605
First dose	11,634
Series completed	37,971
Completed 1-dose series	12
Completed 2-dose series	37,959
First dose: current number of people who have only received their first dose of the Moderna or Pfizer vaccine.	
Series complete: current number of people who have received both Moderna or Pfizer vaccine doses or one Johnson & Johnson dose and are considered fully immunized.	

Demographic summary	First dose	Series complete	Total people vaccinated
Age group	11,634	37,971	49,605
16-24 years	637	1,773	2,410
25-34 years	916	5,042	5,958
35-44 years	871	3,770	4,641
45-54 years	960	3,485	4,445
55-64 years	1,513	3,961	5,474
65-74 years	4,208	10,899	15,107
75-84 years	1,925	6,436	8,361
85+ years	604	2,605	3,209
Race	11,634	37,971	49,605
White	6,934	27,635	34,569
Black	1,346	2,849	4,195
American Indian/Alaskan	32	114	146
Other	1,455	6,026	7,481
Unknown	1,867	1,347	3,214
Other race includes Asian, native Hawaiian/Pacific Islander, or other.			
Ethnicity	11,634	37,971	49,605
Hispanic	448	1,986	2,434
Non-Hispanic	4,520	28,409	32,929
Unknown	6,666	7,576	14,242
Gender	11,634	37,971	49,605
Female	6,851	22,831	29,682
Male	4,766	15,136	19,902
Unknown	17	4	21



COVID-19: Baker County vaccine summary

Vaccination data through Mar 6, 2021 as of Mar 7, 2021 at 12:05 AM

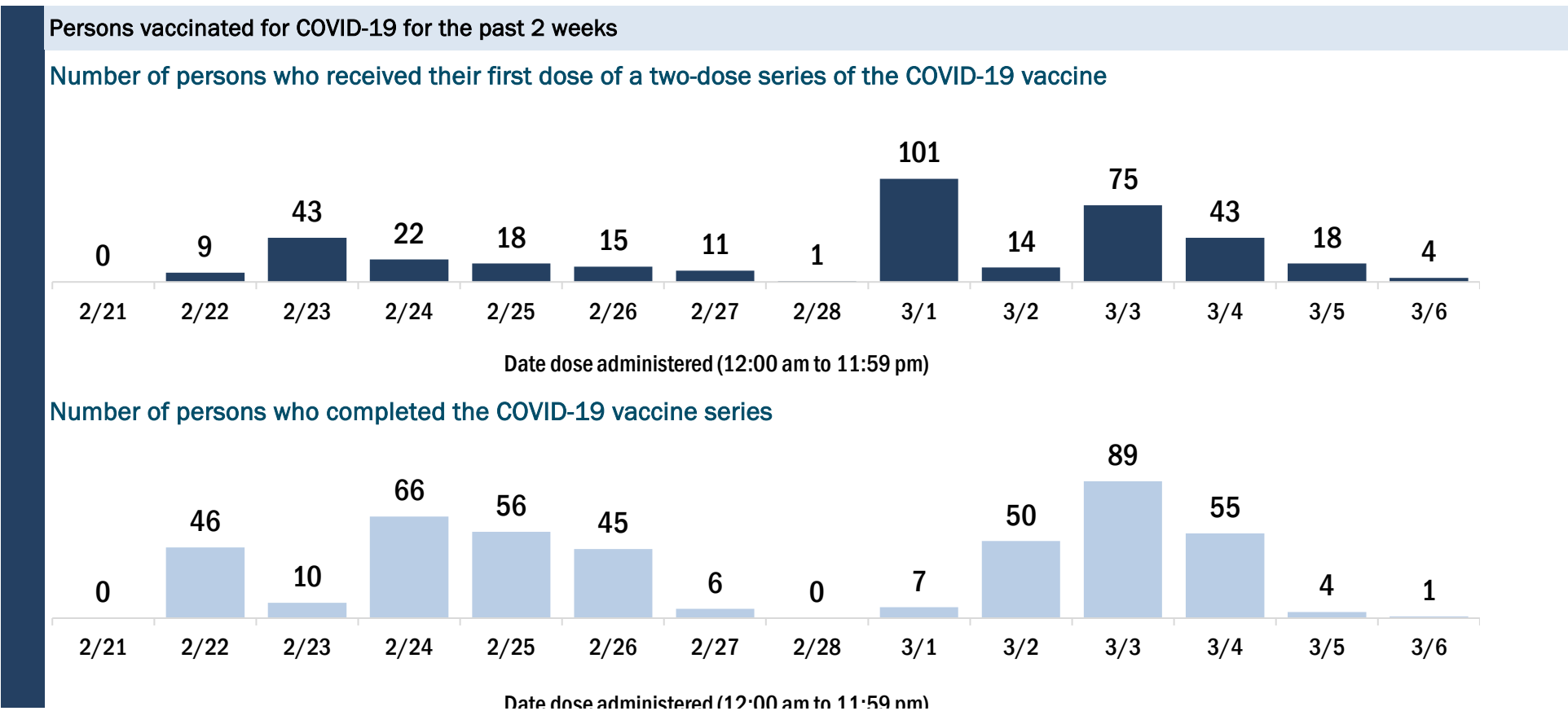
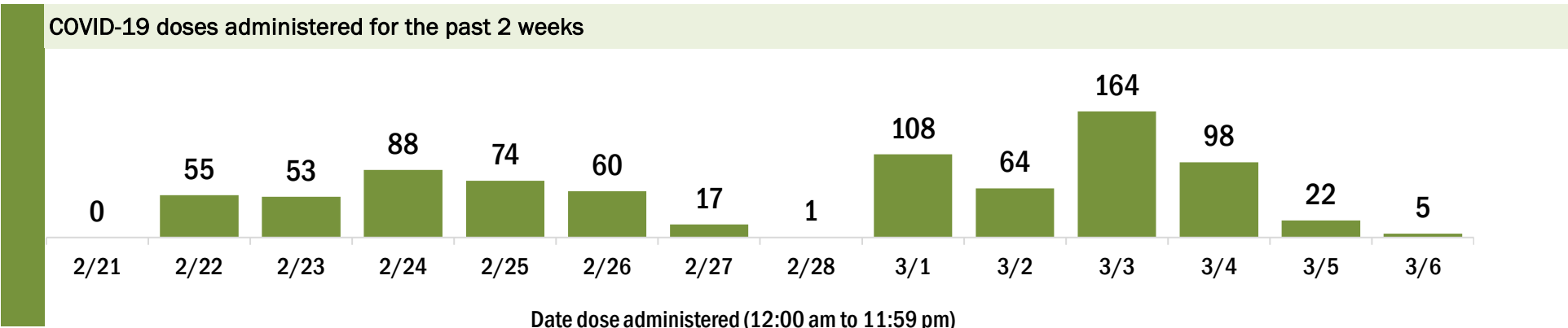
Data in this report are provisional and subject to change.

Data in this summary pertain to COVID-19 vaccines approved by the U.S. Food and Drug Administration and have been issued an Emergency Use Authorization (Janssen COVID-19 Vaccine, Moderna COVID-19 Vaccine and Pfizer-BioNTech COVID-19 Vaccine). These data summarize the number of people who have received either their first dose or have completed the series for a COVID-19 vaccine. **A person can only be counted in one category, first dose or series complete.** For persons receiving Moderna or Pfizer vaccines, once they receive their second dose, they are moved from the first dose column to the series completed column. **Because of this, the total first dose category may show a change from report to report not matching the total receiving their first dose from the previous day.** Persons receiving Johnson & Johnson vaccines will always be counted in the series completed column.

COVID-19 doses for vaccinated persons in Florida	
Doses administered	4,746
People receiving one dose of a 1-dose series (Johnson & Johnson) or receiving only one dose of a 2-dose series (Moderna, Pfizer) count once. Persons receiving both doses of a 2-dose series count twice.	

Current status of persons vaccinated for COVID-19 in Florida	
Total people vaccinated	2,922
First dose	1,098
Series completed	1,824
Completed 1-dose series	0
Completed 2-dose series	1,824
First dose: current number of people who have only received their first dose of the Moderna or Pfizer vaccine.	
Series complete: current number of people who have received both Moderna or Pfizer vaccine doses or one Johnson & Johnson dose and are considered fully immunized.	

Demographic summary	First dose	Series complete	Total people vaccinated
Age group	1,098	1,824	2,922
16-24 years	17	25	42
25-34 years	46	77	123
35-44 years	54	111	165
45-54 years	98	123	221
55-64 years	167	198	365
65-74 years	456	740	1,196
75-84 years	197	430	627
85+ years	63	120	183
Race	1,098	1,824	2,922
White	812	1,373	2,185
Black	110	107	217
American Indian/Alaskan	9	11	20
Other	81	169	250
Unknown	86	164	250
Other race includes Asian, native Hawaiian/Pacific Islander, or other.			
Ethnicity	1,098	1,824	2,922
Hispanic	19	18	37
Non-Hispanic	659	921	1,580
Unknown	420	885	1,305
Gender	1,098	1,824	2,922
Female	634	1,008	1,642
Male	464	816	1,280
Unknown	0	0	0



COVID-19: Bay County vaccine summary

Vaccination data through Mar 6, 2021 as of Mar 7, 2021 at 12:05 AM

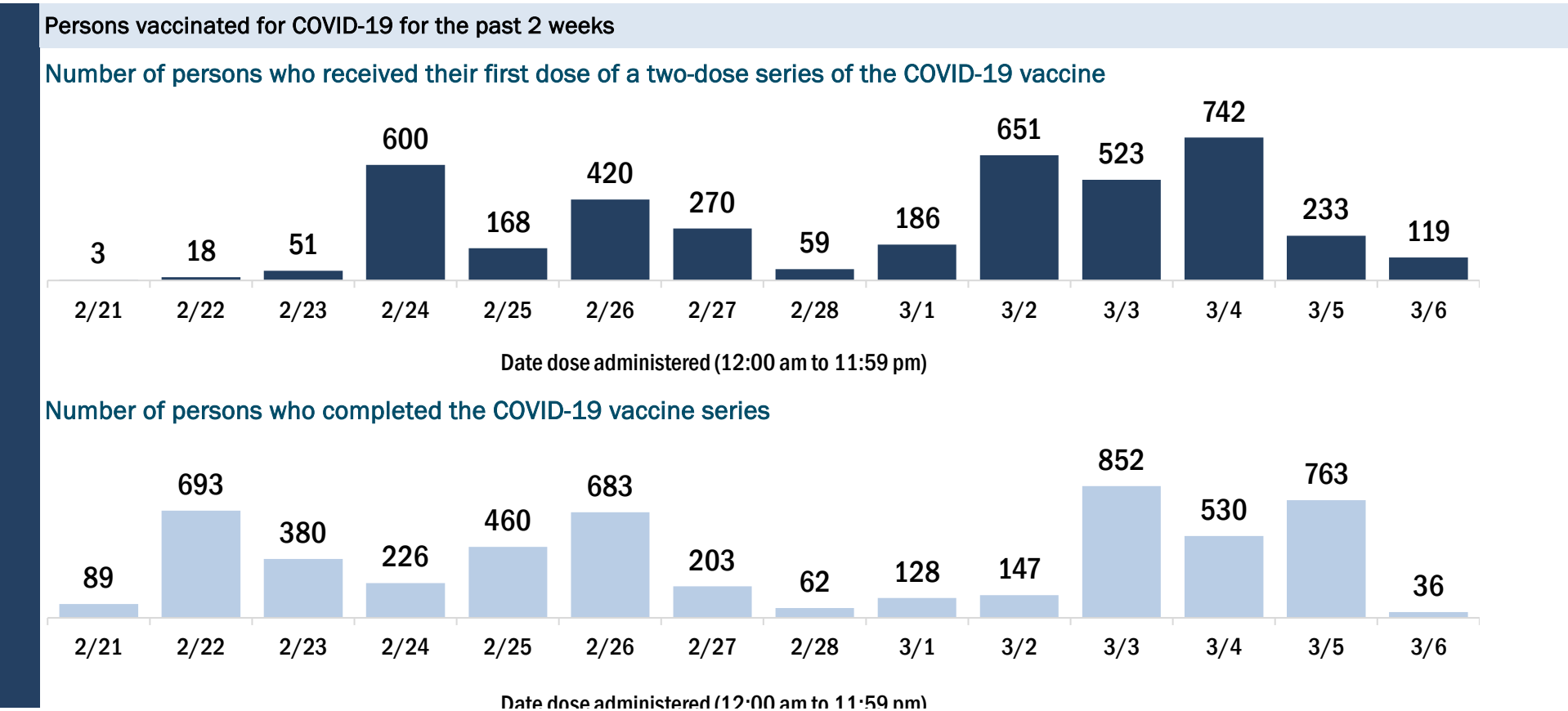
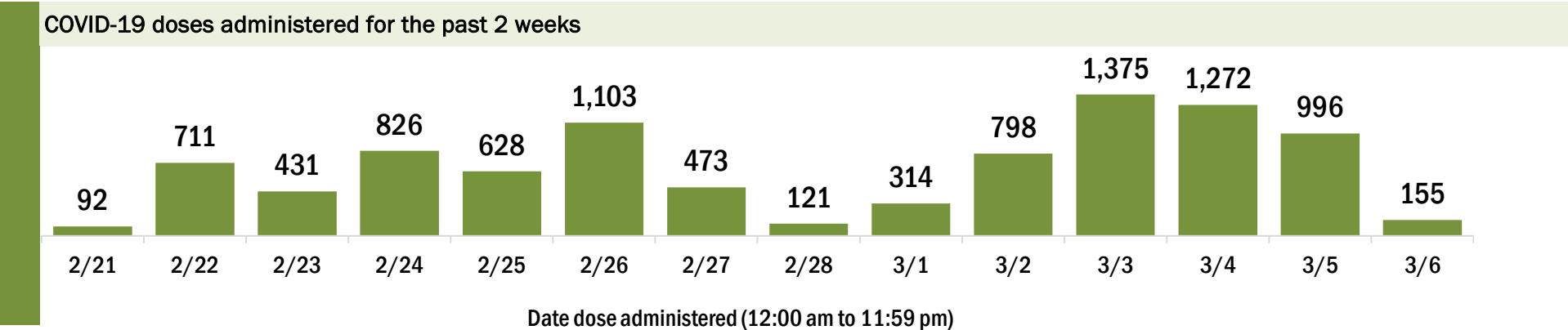
Data in this report are provisional and subject to change.

Data in this summary pertain to COVID-19 vaccines approved by the U.S. Food and Drug Administration and have been issued an Emergency Use Authorization (Janssen COVID-19 Vaccine, Moderna COVID-19 Vaccine and Pfizer-BioNTech COVID-19 Vaccine). These data summarize the number of people who have received either their first dose or have completed the series for a COVID-19 vaccine. **A person can only be counted in one category, first dose or series complete.** For persons receiving Moderna or Pfizer vaccines, once they receive their second dose, they are moved from the first dose column to the series completed column. **Because of this, the total first dose category may show a change from report to report not matching the total receiving their first dose from the previous day.** Persons receiving Johnson & Johnson vaccines will always be counted in the series completed column.

COVID-19 doses for vaccinated persons in Florida	
Doses administered	39,967
People receiving one dose of a 1-dose series (Johnson & Johnson) or receiving only one dose of a 2-dose series (Moderna, Pfizer) count once. Persons receiving both doses of a 2-dose series count twice.	

Current status of persons vaccinated for COVID-19 in Florida	
Total people vaccinated	25,547
First dose	11,118
Series completed	14,429
Completed 1-dose series	9
Completed 2-dose series	14,420
First dose: current number of people who have only received their first dose of the Moderna or Pfizer vaccine.	
Series complete: current number of people who have received both Moderna or Pfizer vaccine doses or one Johnson & Johnson dose and are considered fully immunized.	

Demographic summary	First dose	Series complete	Total people vaccinated
Age group	11,118	14,429	25,547
16-24 years	218	130	348
25-34 years	383	470	853
35-44 years	653	776	1,429
45-54 years	1,060	1,045	2,105
55-64 years	2,081	1,457	3,538
65-74 years	4,063	6,072	10,135
75-84 years	1,997	3,386	5,383
85+ years	663	1,093	1,756
Race	11,118	14,429	25,547
White	7,169	9,813	16,982
Black	735	620	1,355
American Indian/Alaskan	35	76	111
Other	897	1,528	2,425
Unknown	2,282	2,392	4,674
Other race includes Asian, native Hawaiian/Pacific Islander, or other.			
Ethnicity	11,118	14,429	25,547
Hispanic	331	196	527
Non-Hispanic	5,548	7,581	13,129
Unknown	5,239	6,652	11,891
Gender	11,118	14,429	25,547
Female	6,378	8,102	14,480
Male	4,735	6,326	11,061
Unknown	5	1	6



COVID-19: Bradford County vaccine summary

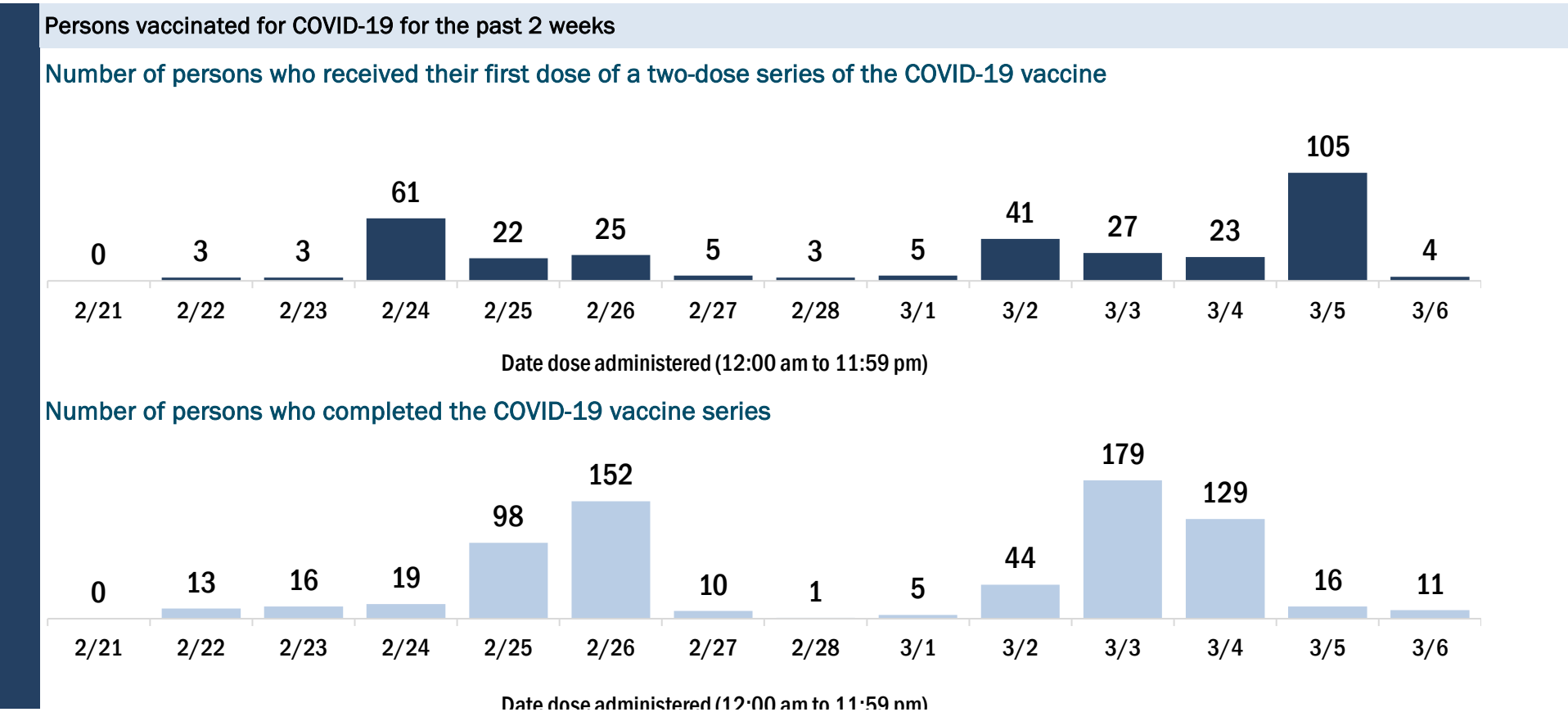
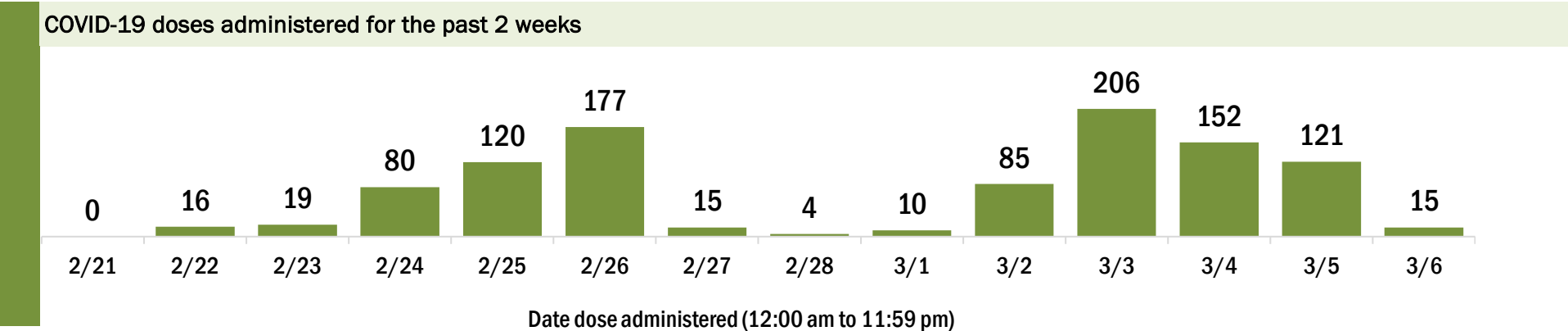
Vaccination data through Mar 6, 2021 as of Mar 7, 2021 at 12:05 AM

Data in this report are provisional and subject to change.

Data in this summary pertain to COVID-19 vaccines approved by the U.S. Food and Drug Administration and have been issued an Emergency Use Authorization (Janssen COVID-19 Vaccine, Moderna COVID-19 Vaccine and Pfizer-BioNTech COVID-19 Vaccine). These data summarize the number of people who have received either their first dose or have completed the series for a COVID-19 vaccine. **A person can only be counted in one category, first dose or series complete.** For persons receiving Moderna or Pfizer vaccines, once they receive their second dose, they are moved from the first dose column to the series completed column. **Because of this, the total first dose category may show a change from report to report not matching the total receiving their first dose from the previous day.** Persons receiving Johnson & Johnson vaccines will always be counted in the series completed column.

COVID-19 doses for vaccinated persons in Florida	
Doses administered	4,961
People receiving one dose of a 1-dose series (Johnson & Johnson) or receiving only one dose of a 2-dose series (Moderna, Pfizer) count once. Persons receiving both doses of a 2-dose series count twice.	
Current status of persons vaccinated for COVID-19 in Florida	
Total people vaccinated	2,906
First dose	851
Series completed	2,055
Completed 1-dose series	0
Completed 2-dose series	2,055
First dose: current number of people who have only received their first dose of the Moderna or Pfizer vaccine.	
Series complete: current number of people who have received both Moderna or Pfizer vaccine doses or one Johnson & Johnson dose and are considered fully immunized.	

Demographic summary		First dose	Series complete	Total people vaccinated
Age group		851	2,055	2,906
16-24 years		12	12	24
25-34 years		20	56	76
35-44 years		29	70	99
45-54 years		51	111	162
55-64 years		152	147	299
65-74 years		363	879	1,242
75-84 years		166	583	749
85+ years		58	197	255
Race		851	2,055	2,906
White		628	1,586	2,214
Black		101	178	279
American Indian/Alaskan		9	10	19
Other		70	231	301
Unknown		43	50	93
Other race includes Asian, native Hawaiian/Pacific Islander, or other.				
Ethnicity		851	2,055	2,906
Hispanic		14	15	29
Non-Hispanic		611	1,620	2,231
Unknown		226	420	646
Gender		851	2,055	2,906
Female		522	1,200	1,722
Male		329	855	1,184
Unknown		0	0	0



COVID-19: Brevard County vaccine summary

Vaccination data through Mar 6, 2021 as of Mar 7, 2021 at 12:05 AM

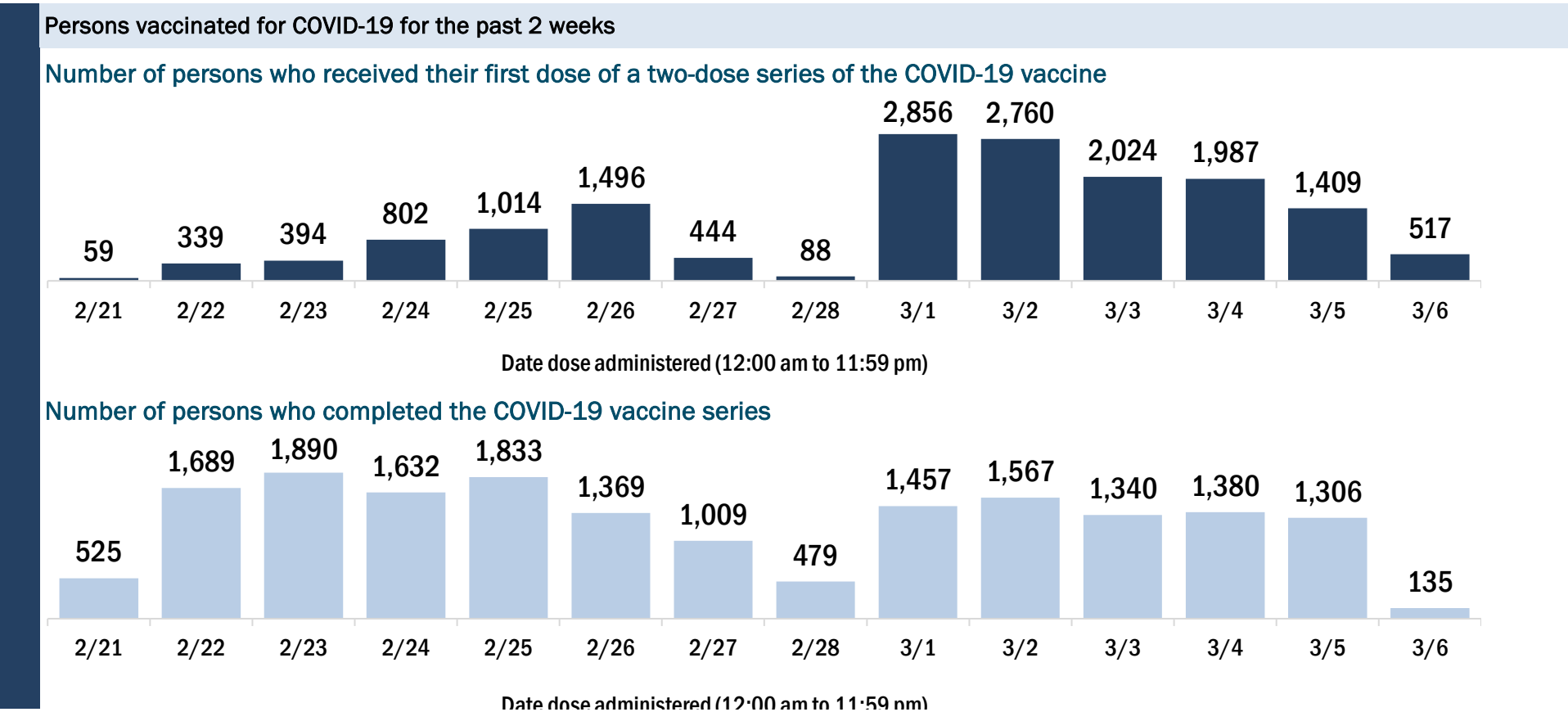
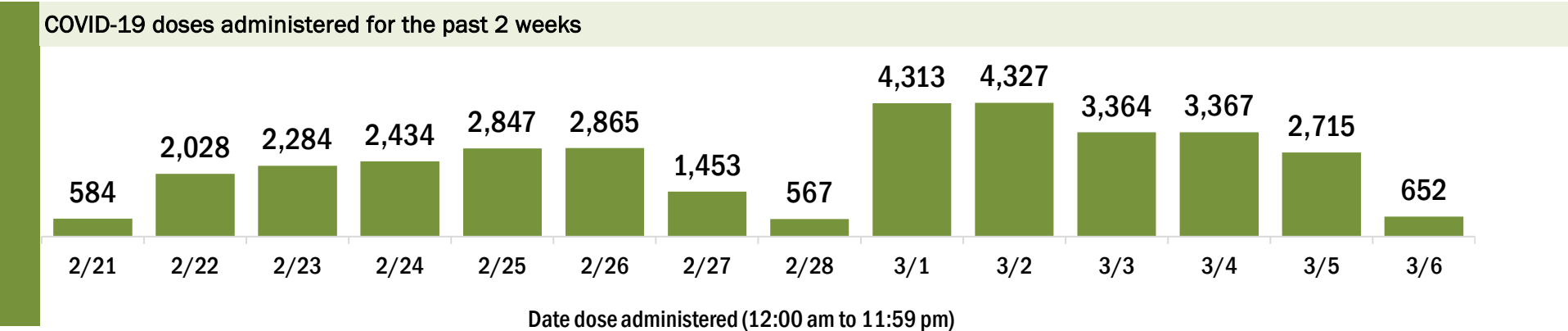
Data in this report are provisional and subject to change.

Data in this summary pertain to COVID-19 vaccines approved by the U.S. Food and Drug Administration and have been issued an Emergency Use Authorization (Janssen COVID-19 Vaccine, Moderna COVID-19 Vaccine and Pfizer-BioNTech COVID-19 Vaccine). These data summarize the number of people who have received either their first dose or have completed the series for a COVID-19 vaccine. **A person can only be counted in one category, first dose or series complete.** For persons receiving Moderna or Pfizer vaccines, once they receive their second dose, they are moved from the first dose column to the series completed column. **Because of this, the total first dose category may show a change from report to report not matching the total receiving their first dose from the previous day.** Persons receiving Johnson & Johnson vaccines will always be counted in the series completed column.

COVID-19 doses for vaccinated persons in Florida	
Doses administered	146,426
People receiving one dose of a 1-dose series (Johnson & Johnson) or receiving only one dose of a 2-dose series (Moderna, Pfizer) count once. Persons receiving both doses of a 2-dose series count twice.	

Current status of persons vaccinated for COVID-19 in Florida	
Total people vaccinated	95,415
First dose	44,305
Series completed	51,110
Completed 1-dose series	99
Completed 2-dose series	51,011
First dose: current number of people who have only received their first dose of the Moderna or Pfizer vaccine.	
Series complete: current number of people who have received both Moderna or Pfizer vaccine doses or one Johnson & Johnson dose and are considered fully immunized.	

Demographic summary	First dose	Series complete	Total people vaccinated
Age group	44,305	51,110	95,415
16-24 years	401	502	903
25-34 years	992	1,692	2,684
35-44 years	1,435	2,509	3,944
45-54 years	2,199	3,262	5,461
55-64 years	5,364	4,610	9,974
65-74 years	18,207	21,799	40,006
75-84 years	11,510	11,923	23,433
85+ years	4,197	4,813	9,010
Race	44,305	51,110	95,415
White	25,893	32,782	58,675
Black	2,250	1,611	3,861
American Indian/Alaskan	176	236	412
Other	3,101	6,891	9,992
Unknown	12,885	9,590	22,475
Other race includes Asian, native Hawaiian/Pacific Islander, or other.			
Ethnicity	44,305	51,110	95,415
Hispanic	1,164	988	2,152
Non-Hispanic	17,172	22,482	39,654
Unknown	25,969	27,640	53,609
Gender	44,305	51,110	95,415
Female	26,027	30,133	56,160
Male	18,039	20,949	38,988
Unknown	239	28	267



COVID-19: Broward County vaccine summary

Vaccination data through Mar 6, 2021 as of Mar 7, 2021 at 12:05 AM

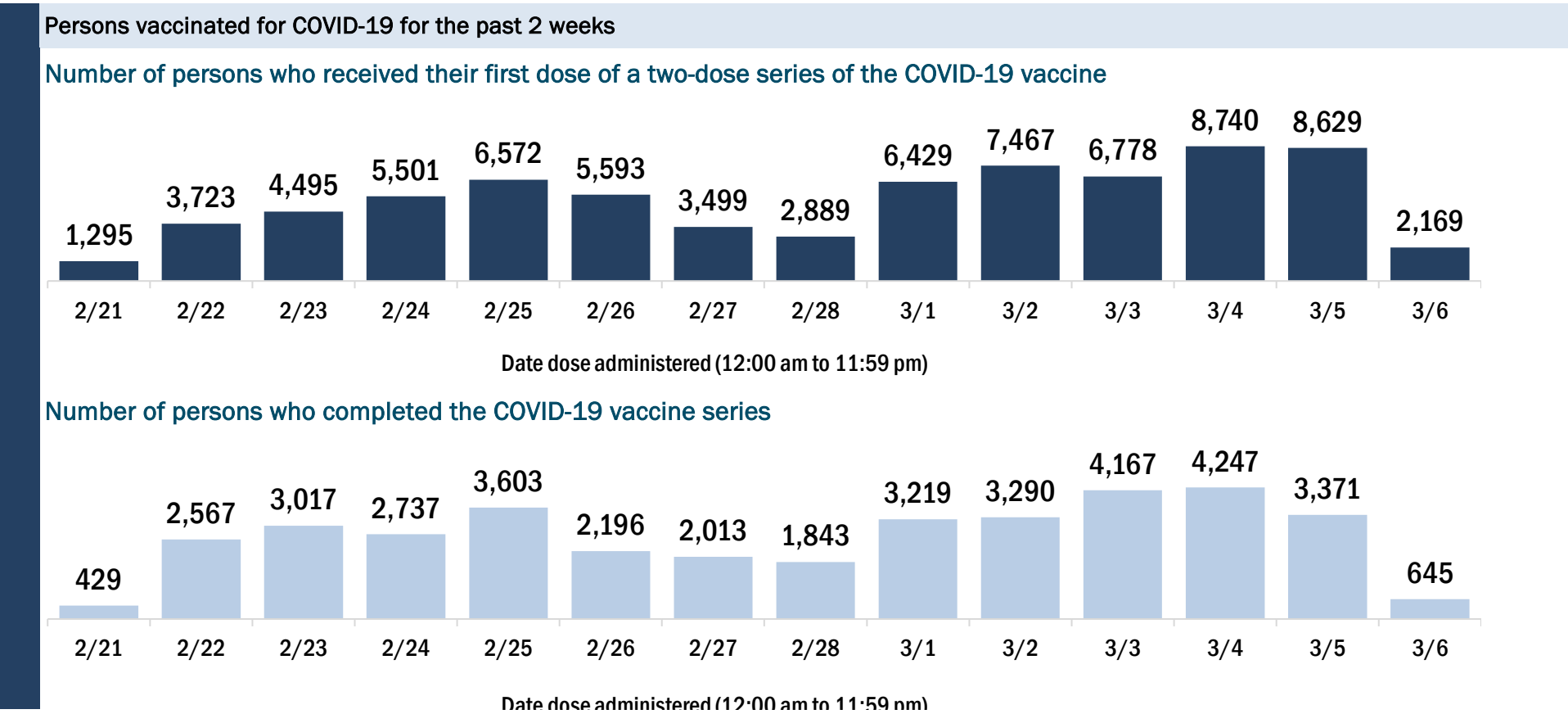
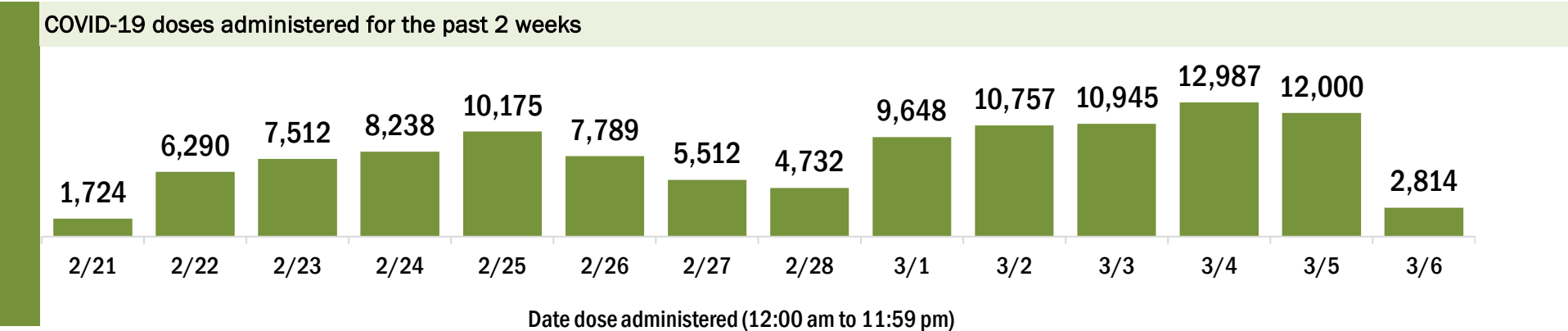
Data in this report are provisional and subject to change.

Data in this summary pertain to COVID-19 vaccines approved by the U.S. Food and Drug Administration and have been issued an Emergency Use Authorization (Janssen COVID-19 Vaccine, Moderna COVID-19 Vaccine and Pfizer-BioNTech COVID-19 Vaccine). These data summarize the number of people who have received either their first dose or have completed the series for a COVID-19 vaccine. **A person can only be counted in one category, first dose or series complete.** For persons receiving Moderna or Pfizer vaccines, once they receive their second dose, they are moved from the first dose column to the series completed column. **Because of this, the total first dose category may show a change from report to report not matching the total receiving their first dose from the previous day.** Persons receiving Johnson & Johnson vaccines will always be counted in the series completed column.

COVID-19 doses for vaccinated persons in Florida	
Doses administered	477,970
People receiving one dose of a 1-dose series (Johnson & Johnson) or receiving only one dose of a 2-dose series (Moderna, Pfizer) count once. Persons receiving both doses of a 2-dose series count twice.	

Current status of persons vaccinated for COVID-19 in Florida	
Total people vaccinated	305,822
First dose	132,713
Series completed	173,109
Completed 1-dose series	961
Completed 2-dose series	172,148
First dose: current number of people who have only received their first dose of the Moderna or Pfizer vaccine.	
Series complete: current number of people who have received both Moderna or Pfizer vaccine doses or one Johnson & Johnson dose and are considered fully immunized.	

Demographic summary	First dose	Series complete	Total people vaccinated
Age group	132,713	173,109	305,822
16-24 years	1,968	1,534	3,502
25-34 years	5,264	6,802	12,066
35-44 years	7,733	9,328	17,061
45-54 years	12,670	12,646	25,316
55-64 years	22,008	16,720	38,728
65-74 years	46,797	72,503	119,300
75-84 years	25,595	38,848	64,443
85+ years	10,678	14,728	25,406
Race	132,713	173,109	305,822
White	81,698	121,137	202,835
Black	17,779	17,915	35,694
American Indian/Alaskan	874	921	1,795
Other	12,799	19,581	32,380
Unknown	19,563	13,555	33,118
Other race includes Asian, native Hawaiian/Pacific Islander, or other.			
Ethnicity	132,713	173,109	305,822
Hispanic	26,054	28,090	54,144
Non-Hispanic	63,691	105,278	168,969
Unknown	42,968	39,741	82,709
Gender	132,713	173,109	305,822
Female	75,260	98,434	173,694
Male	57,119	74,631	131,750
Unknown	334	44	378



COVID-19: Calhoun County vaccine summary

Vaccination data through Mar 6, 2021 as of Mar 7, 2021 at 12:05 AM

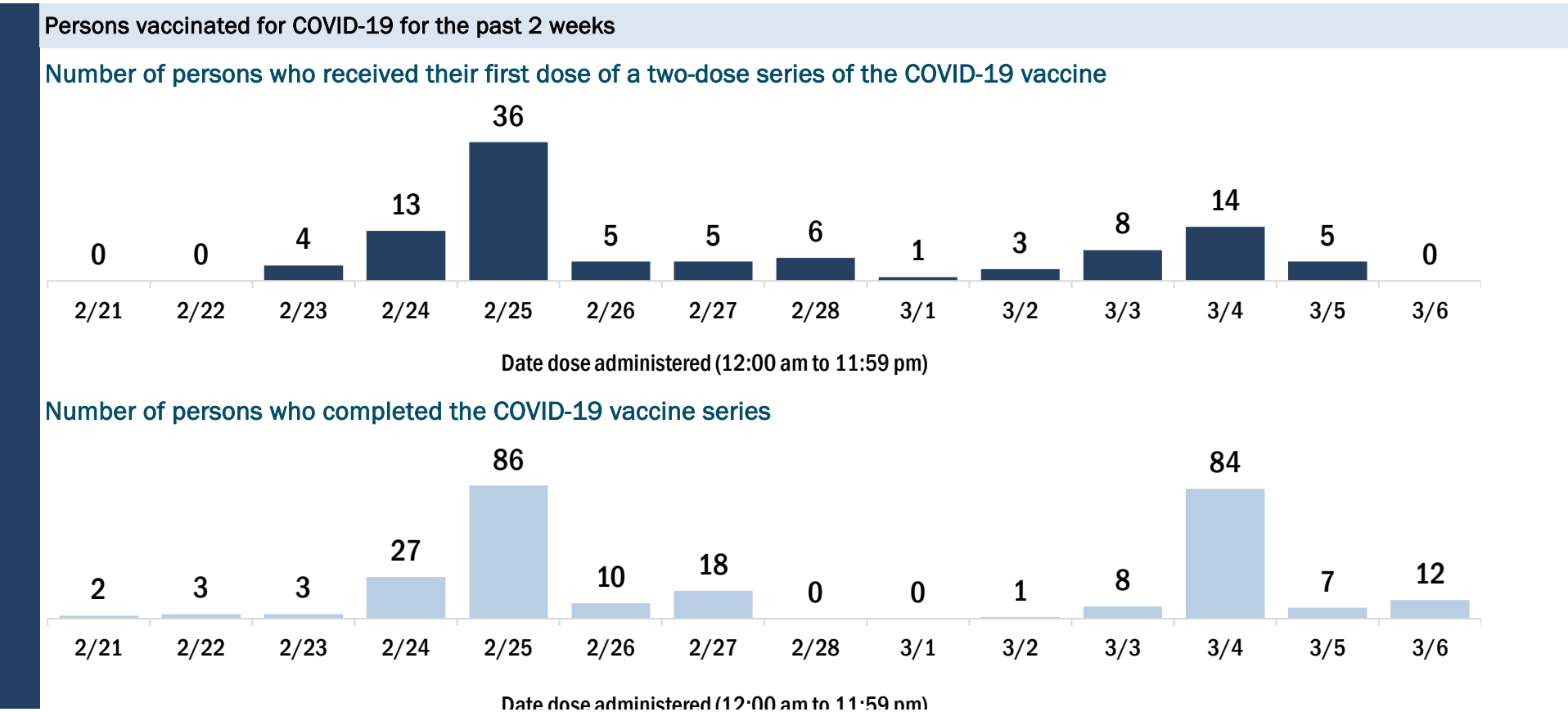
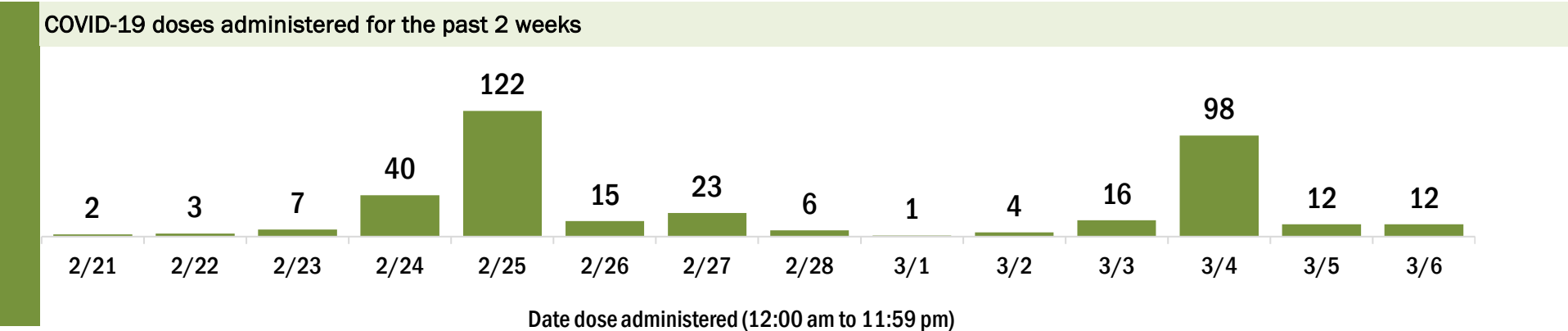
Data in this report are provisional and subject to change.

Data in this summary pertain to COVID-19 vaccines approved by the U.S. Food and Drug Administration and have been issued an Emergency Use Authorization (Janssen COVID-19 Vaccine, Moderna COVID-19 Vaccine and Pfizer-BioNTech COVID-19 Vaccine). These data summarize the number of people who have received either their first dose or have completed the series for a COVID-19 vaccine. **A person can only be counted in one category, first dose or series complete.** For persons receiving Moderna or Pfizer vaccines, once they receive their second dose, they are moved from the first dose column to the series completed column. **Because of this, the total first dose category may show a change from report to report not matching the total receiving their first dose from the previous day.** Persons receiving Johnson & Johnson vaccines will always be counted in the series completed column.

COVID-19 doses for vaccinated persons in Florida	
Doses administered	3,435
People receiving one dose of a 1-dose series (Johnson & Johnson) or receiving only one dose of a 2-dose series (Moderna, Pfizer) count once. Persons receiving both doses of a 2-dose series count twice.	

Current status of persons vaccinated for COVID-19 in Florida	
Total people vaccinated	1,957
First dose	467
Series completed	1,490
Completed 1-dose series	12
Completed 2-dose series	1,478
First dose: current number of people who have only received their first dose of the Moderna or Pfizer vaccine.	
Series complete: current number of people who have received both Moderna or Pfizer vaccine doses or one Johnson & Johnson dose and are considered fully immunized.	

Demographic summary	First dose	Series complete	Total people vaccinated
Age group	467	1,490	1,957
16-24 years	12	7	19
25-34 years	7	39	46
35-44 years	23	59	82
45-54 years	40	98	138
55-64 years	101	152	253
65-74 years	168	596	764
75-84 years	86	385	471
85+ years	30	154	184
Race	467	1,490	1,957
White	324	1,028	1,352
Black	55	58	113
American Indian/Alaskan	4	11	15
Other	35	276	311
Unknown	49	117	166
Other race includes Asian, native Hawaiian/Pacific Islander, or other.			
Ethnicity	467	1,490	1,957
Hispanic	4	25	29
Non-Hispanic	229	815	1,044
Unknown	234	650	884
Gender	467	1,490	1,957
Female	256	841	1,097
Male	210	649	859
Unknown	1	0	1



COVID-19: Charlotte County vaccine summary

Vaccination data through Mar 6, 2021 as of Mar 7, 2021 at 12:05 AM

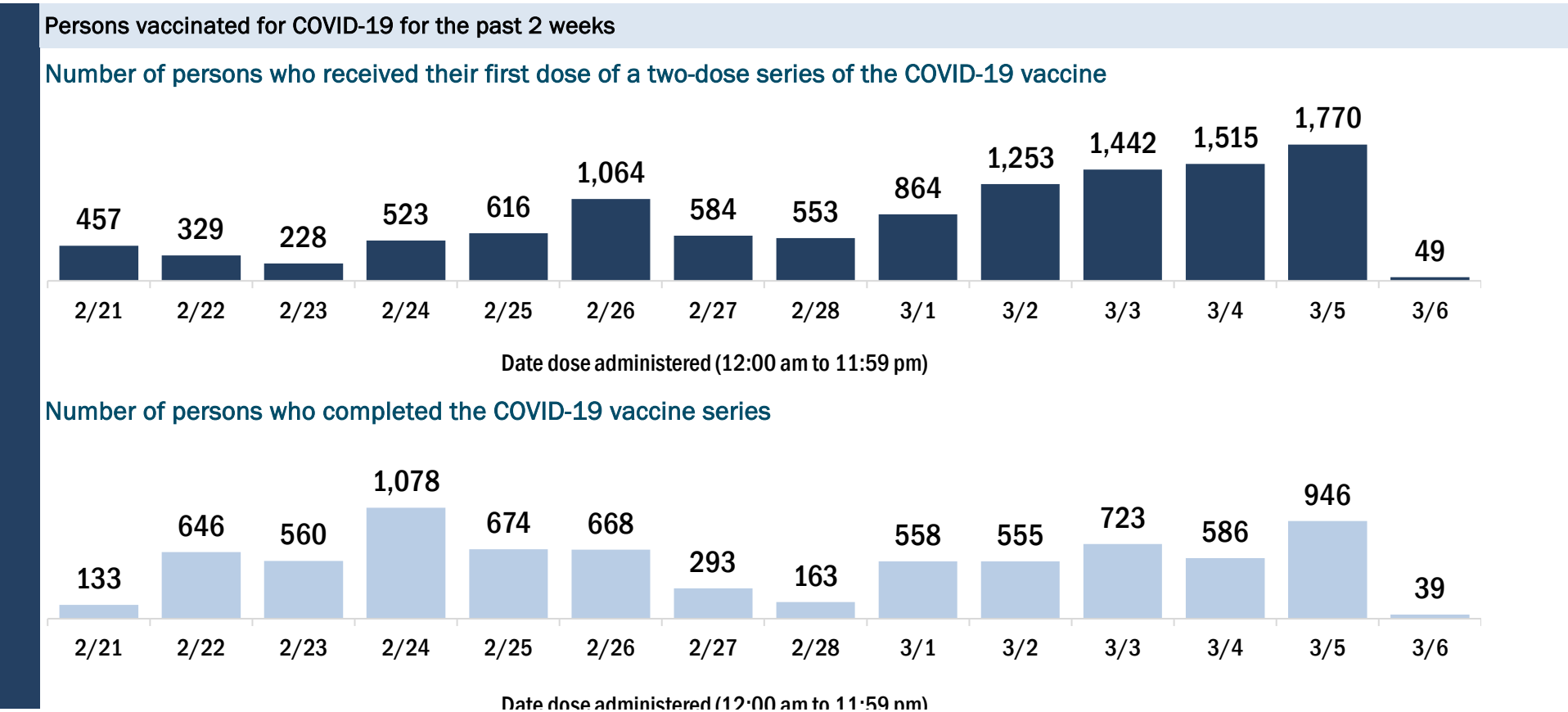
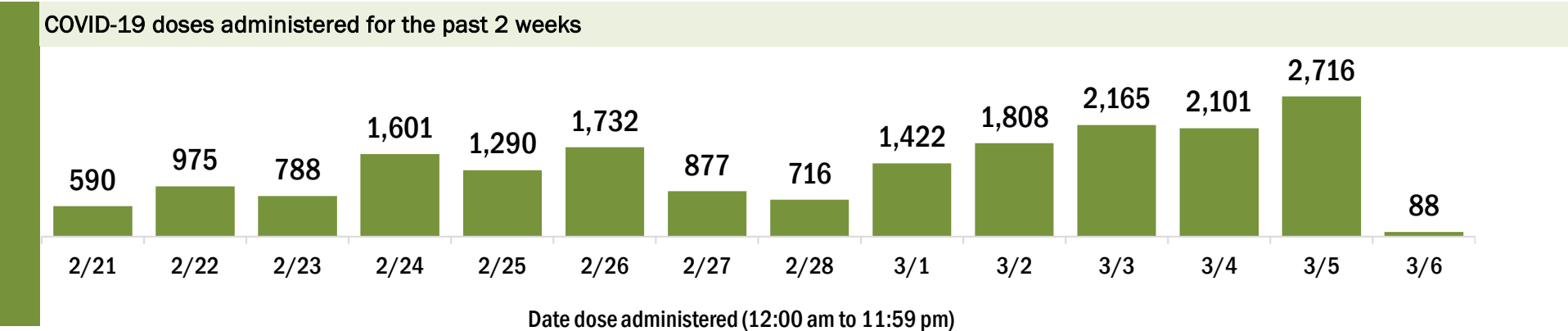
Data in this report are provisional and subject to change.

Data in this summary pertain to COVID-19 vaccines approved by the U.S. Food and Drug Administration and have been issued an Emergency Use Authorization (Janssen COVID-19 Vaccine, Moderna COVID-19 Vaccine and Pfizer-BioNTech COVID-19 Vaccine). These data summarize the number of people who have received either their first dose or have completed the series for a COVID-19 vaccine. **A person can only be counted in one category, first dose or series complete.** For persons receiving Moderna or Pfizer vaccines, once they receive their second dose, they are moved from the first dose column to the series completed column. **Because of this, the total first dose category may show a change from report to report not matching the total receiving their first dose from the previous day.** Persons receiving Johnson & Johnson vaccines will always be counted in the series completed column.

COVID-19 doses for vaccinated persons in Florida	
Doses administered	60,045
People receiving one dose of a 1-dose series (Johnson & Johnson) or receiving only one dose of a 2-dose series (Moderna, Pfizer) count once. Persons receiving both doses of a 2-dose series count twice.	

Current status of persons vaccinated for COVID-19 in Florida	
Total people vaccinated	41,575
First dose	23,101
Series completed	18,474
Completed 1-dose series	4
Completed 2-dose series	18,470
First dose: current number of people who have only received their first dose of the Moderna or Pfizer vaccine.	
Series complete: current number of people who have received both Moderna or Pfizer vaccine doses or one Johnson & Johnson dose and are considered fully immunized.	

Demographic summary	First dose	Series complete	Total people vaccinated
Age group	23,101	18,474	41,575
16-24 years	71	119	190
25-34 years	156	379	535
35-44 years	241	536	777
45-54 years	407	965	1,372
55-64 years	1,047	1,584	2,631
65-74 years	11,538	8,744	20,282
75-84 years	7,678	4,378	12,056
85+ years	1,963	1,769	3,732
Race	23,101	18,474	41,575
White	16,060	11,878	27,938
Black	323	241	564
American Indian/Alaskan	88	39	127
Other	1,199	2,424	3,623
Unknown	5,431	3,892	9,323
Other race includes Asian, native Hawaiian/Pacific Islander, or other.			
Ethnicity	23,101	18,474	41,575
Hispanic	315	223	538
Non-Hispanic	9,458	8,055	17,513
Unknown	13,328	10,196	23,524
Gender	23,101	18,474	41,575
Female	12,612	10,652	23,264
Male	10,462	7,819	18,281
Unknown	27	3	30



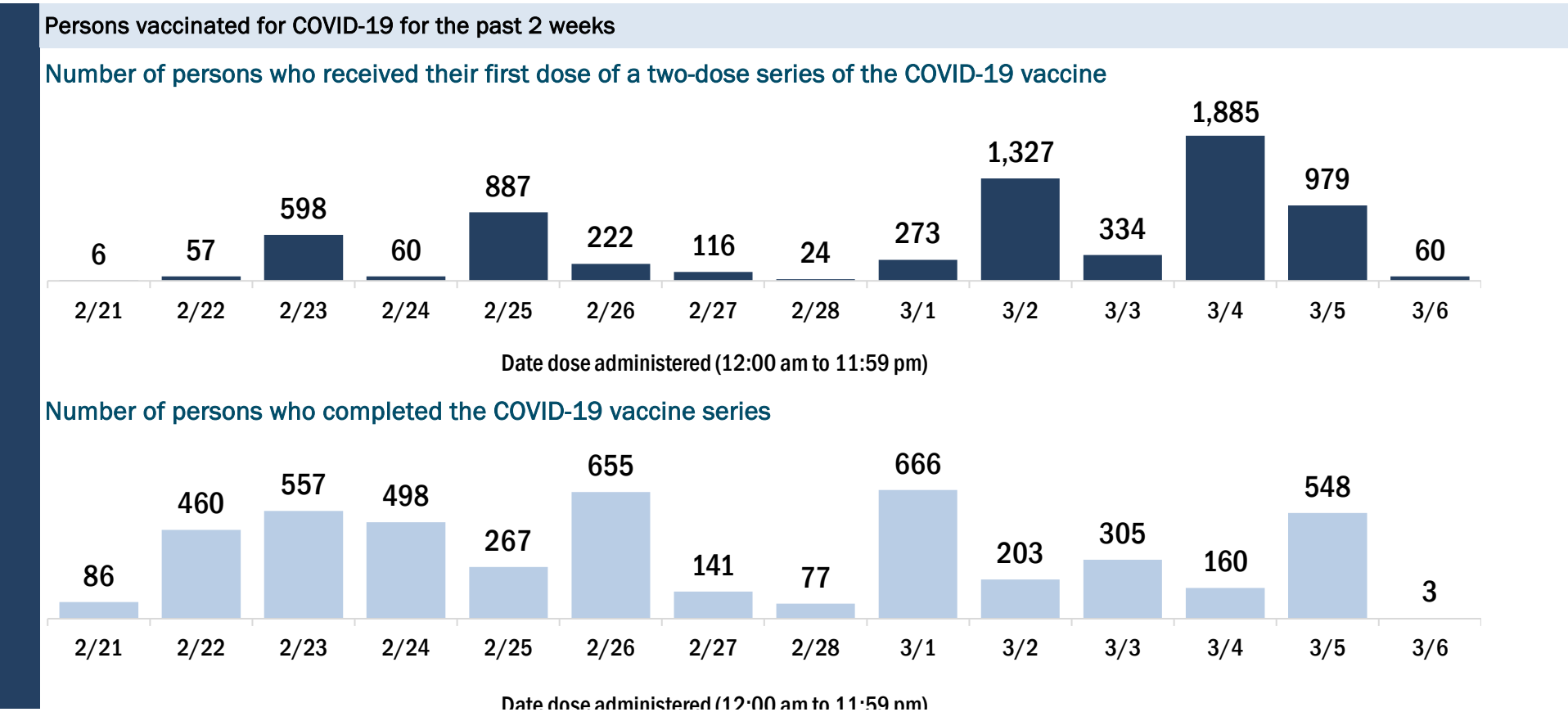
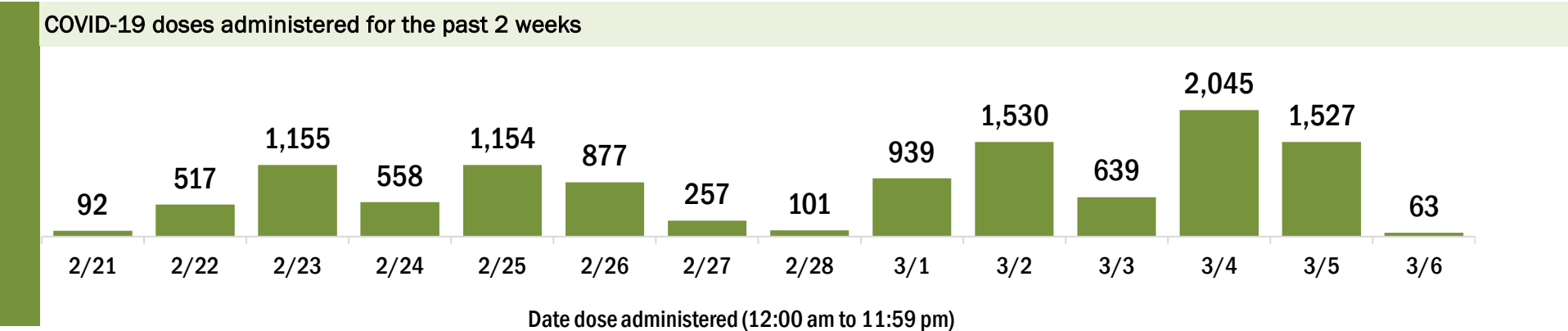
COVID-19: Citrus County vaccine summary

Vaccination data through Mar 6, 2021 as of Mar 7, 2021 at 12:05 AM

Data in this report are provisional and subject to change.

Data in this summary pertain to COVID-19 vaccines approved by the U.S. Food and Drug Administration and have been issued an Emergency Use Authorization (Janssen COVID-19 Vaccine, Moderna COVID-19 Vaccine and Pfizer-BioNTech COVID-19 Vaccine). These data summarize the number of people who have received either their first dose or have completed the series for a COVID-19 vaccine. **A person can only be counted in one category, first dose or series complete.** For persons receiving Moderna or Pfizer vaccines, once they receive their second dose, they are moved from the first dose column to the series completed column. **Because of this, the total first dose category may show a change from report to report not matching the total receiving their first dose from the previous day.** Persons receiving Johnson & Johnson vaccines will always be counted in the series completed column.

COVID-19 doses for vaccinated persons in Florida		Demographic summary			
Doses administered	43,658	First dose	Series complete	Total people vaccinated	
People receiving one dose of a 1-dose series (Johnson & Johnson) or receiving only one dose of a 2-dose series (Moderna, Pfizer) count once. Persons receiving both doses of a 2-dose series count twice.		Age group	17,129	13,266	30,395
		16-24 years	67	135	202
		25-34 years	119	353	472
		35-44 years	154	472	626
		45-54 years	261	701	962
		55-64 years	603	1,105	1,708
		65-74 years	8,456	5,491	13,947
		75-84 years	5,927	3,700	9,627
		85+ years	1,542	1,309	2,851
		Race	17,129	13,266	30,395
		White	13,372	7,911	21,283
		Black	196	157	353
		American Indian/Alaskan	102	36	138
		Other	744	1,940	2,684
		Unknown	2,715	3,222	5,937
		Other race includes Asian, native Hawaiian/Pacific Islander, or other.			
		Ethnicity	17,129	13,266	30,395
		Hispanic	345	234	579
		Non-Hispanic	9,728	5,554	15,282
		Unknown	7,056	7,478	14,534
		Gender	17,129	13,266	30,395
		Female	9,773	7,609	17,382
		Male	7,304	5,646	12,950
		Unknown	52	11	63



COVID-19: Clay County vaccine summary

Vaccination data through Mar 6, 2021 as of Mar 7, 2021 at 12:05 AM

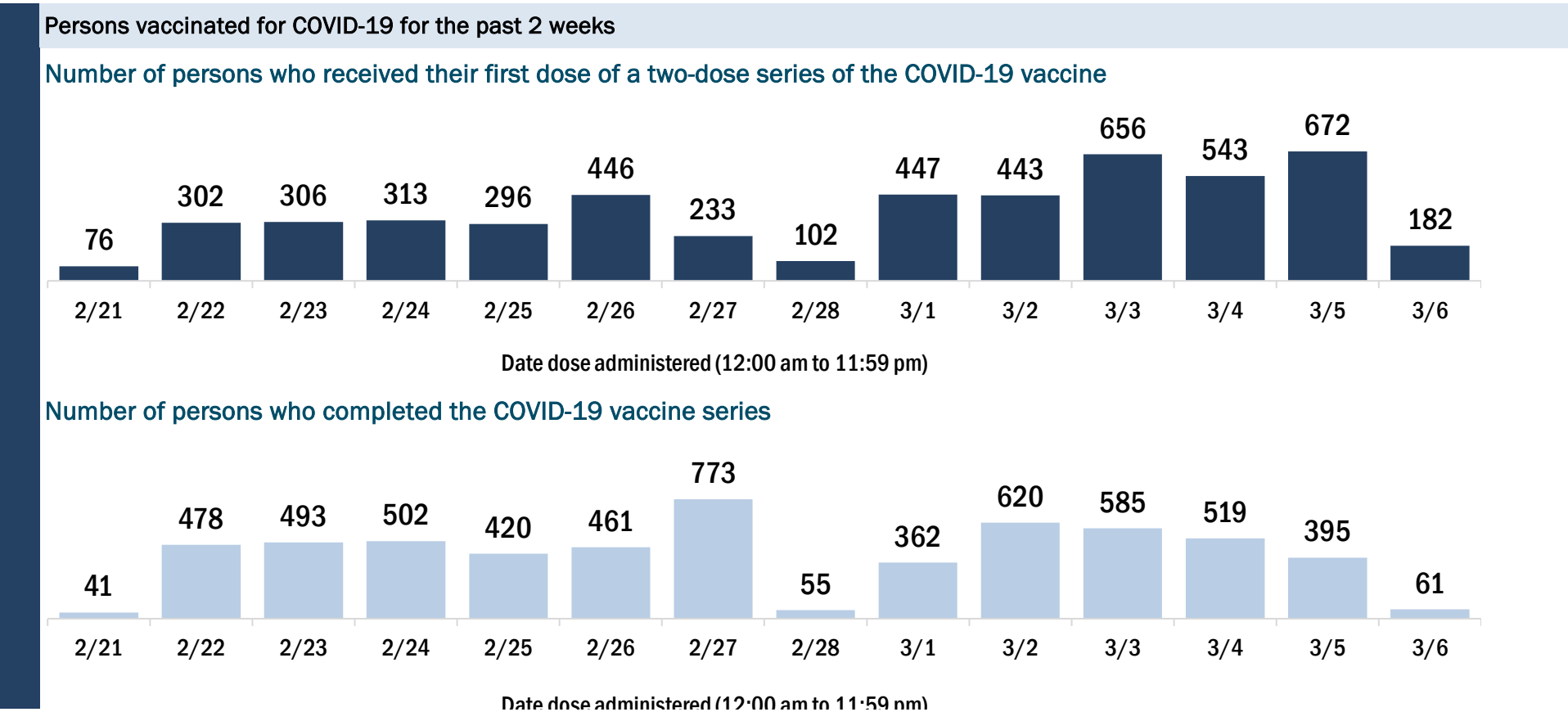
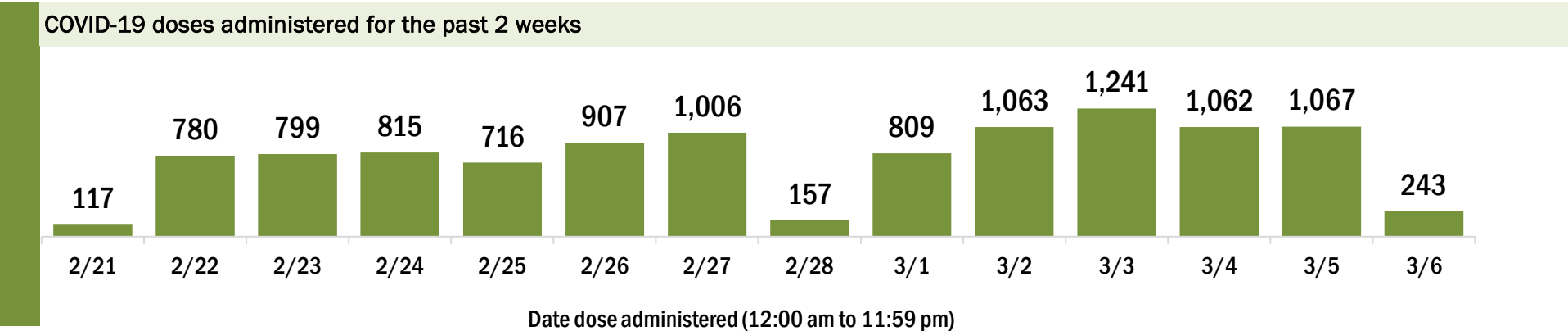
Data in this report are provisional and subject to change.

Data in this summary pertain to COVID-19 vaccines approved by the U.S. Food and Drug Administration and have been issued an Emergency Use Authorization (Janssen COVID-19 Vaccine, Moderna COVID-19 Vaccine and Pfizer-BioNTech COVID-19 Vaccine). These data summarize the number of people who have received either their first dose or have completed the series for a COVID-19 vaccine. **A person can only be counted in one category, first dose or series complete.** For persons receiving Moderna or Pfizer vaccines, once they receive their second dose, they are moved from the first dose column to the series completed column. **Because of this, the total first dose category may show a change from report to report not matching the total receiving their first dose from the previous day.** Persons receiving Johnson & Johnson vaccines will always be counted in the series completed column.

COVID-19 doses for vaccinated persons in Florida	
Doses administered	49,924
People receiving one dose of a 1-dose series (Johnson & Johnson) or receiving only one dose of a 2-dose series (Moderna, Pfizer) count once. Persons receiving both doses of a 2-dose series count twice.	

Current status of persons vaccinated for COVID-19 in Florida	
Total people vaccinated	30,151
First dose	10,339
Series completed	19,812
Completed 1-dose series	39
Completed 2-dose series	19,773
First dose: current number of people who have only received their first dose of the Moderna or Pfizer vaccine.	
Series complete: current number of people who have received both Moderna or Pfizer vaccine doses or one Johnson & Johnson dose and are considered fully immunized.	

Demographic summary	First dose	Series complete	Total people vaccinated
Age group	10,339	19,812	30,151
16-24 years	232	252	484
25-34 years	364	761	1,125
35-44 years	590	1,154	1,744
45-54 years	1,012	1,392	2,404
55-64 years	1,830	1,637	3,467
65-74 years	3,873	8,571	12,444
75-84 years	1,869	4,605	6,474
85+ years	569	1,440	2,009
Race	10,339	19,812	30,151
White	7,275	14,613	21,888
Black	731	995	1,726
American Indian/Alaskan	79	89	168
Other	997	2,075	3,072
Unknown	1,257	2,040	3,297
Other race includes Asian, native Hawaiian/Pacific Islander, or other.			
Ethnicity	10,339	19,812	30,151
Hispanic	472	585	1,057
Non-Hispanic	7,134	14,682	21,816
Unknown	2,733	4,545	7,278
Gender	10,339	19,812	30,151
Female	6,138	11,455	17,593
Male	4,171	8,356	12,527
Unknown	30	1	31



COVID-19: Collier County vaccine summary

Vaccination data through Mar 6, 2021 as of Mar 7, 2021 at 12:05 AM

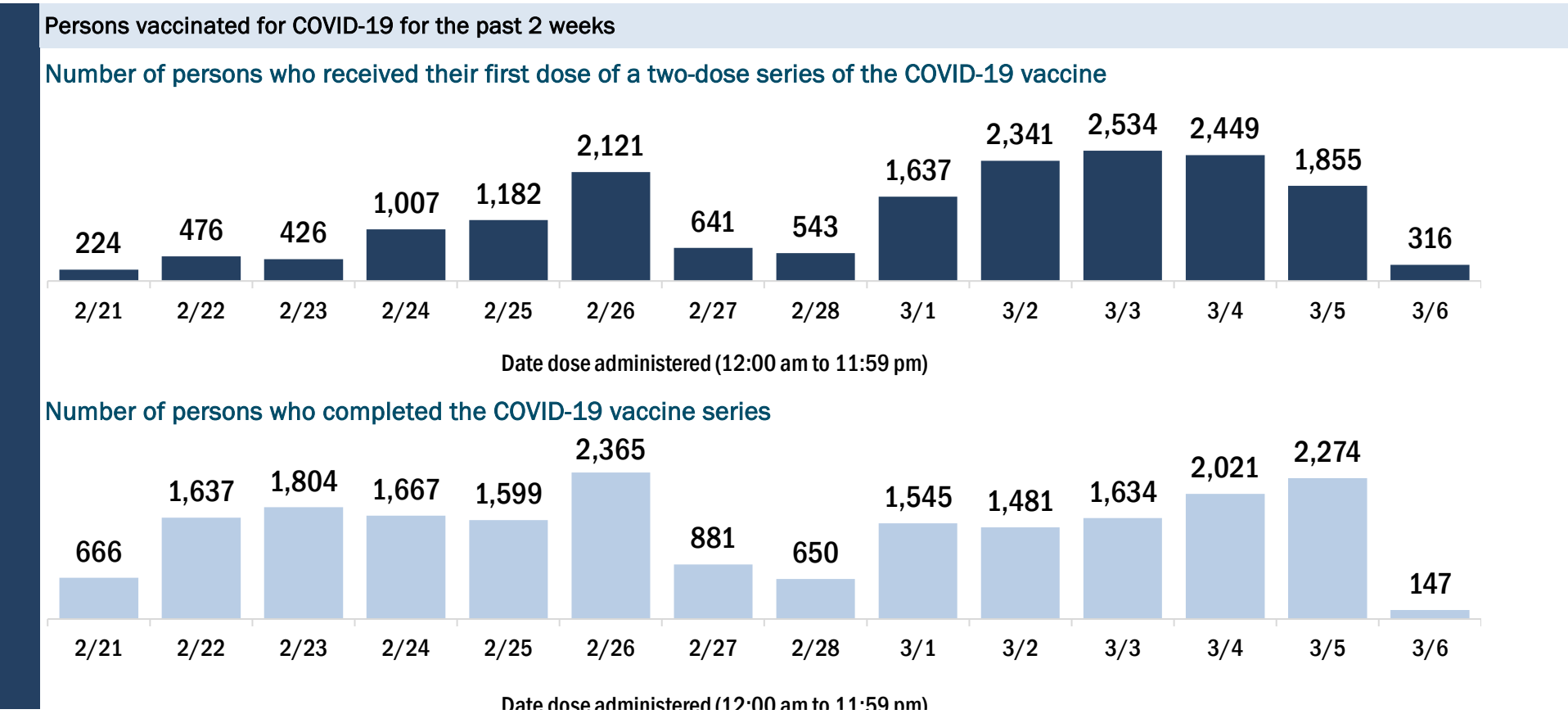
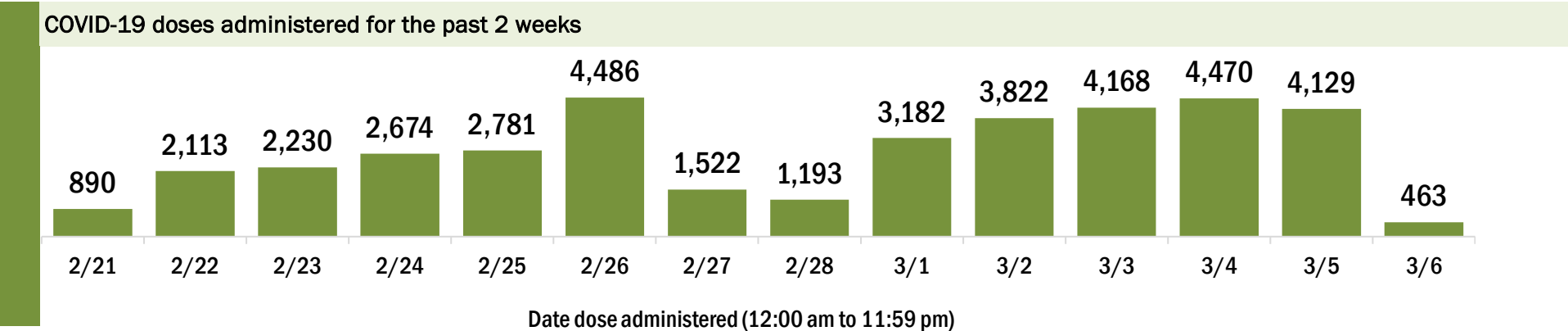
Data in this report are provisional and subject to change.

Data in this summary pertain to COVID-19 vaccines approved by the U.S. Food and Drug Administration and have been issued an Emergency Use Authorization (Janssen COVID-19 Vaccine, Moderna COVID-19 Vaccine and Pfizer-BioNTech COVID-19 Vaccine). These data summarize the number of people who have received either their first dose or have completed the series for a COVID-19 vaccine. **A person can only be counted in one category, first dose or series complete.** For persons receiving Moderna or Pfizer vaccines, once they receive their second dose, they are moved from the first dose column to the series completed column. **Because of this, the total first dose category may show a change from report to report not matching the total receiving their first dose from the previous day.** Persons receiving Johnson & Johnson vaccines will always be counted in the series completed column.

COVID-19 doses for vaccinated persons in Florida	
Doses administered	139,427
People receiving one dose of a 1-dose series (Johnson & Johnson) or receiving only one dose of a 2-dose series (Moderna, Pfizer) count once. Persons receiving both doses of a 2-dose series count twice.	

Current status of persons vaccinated for COVID-19 in Florida	
Total people vaccinated	90,918
First dose	42,361
Series completed	48,557
Completed 1-dose series	48
Completed 2-dose series	48,509
First dose: current number of people who have only received their first dose of the Moderna or Pfizer vaccine.	
Series complete: current number of people who have received both Moderna or Pfizer vaccine doses or one Johnson & Johnson dose and are considered fully immunized.	

Demographic summary	First dose	Series complete	Total people vaccinated
Age group	42,361	48,557	90,918
16-24 years	225	339	564
25-34 years	399	922	1,321
35-44 years	513	1,319	1,832
45-54 years	789	1,867	2,656
55-64 years	2,030	2,605	4,635
65-74 years	18,809	22,729	41,538
75-84 years	14,884	14,230	29,114
85+ years	4,712	4,546	9,258
Race	42,361	48,557	90,918
White	26,274	30,485	56,759
Black	337	441	778
American Indian/Alaskan	173	115	288
Other	2,488	4,768	7,256
Unknown	13,089	12,748	25,837
Other race includes Asian, native Hawaiian/Pacific Islander, or other.			
Ethnicity	42,361	48,557	90,918
Hispanic	1,232	1,704	2,936
Non-Hispanic	16,150	21,927	38,077
Unknown	24,979	24,926	49,905
Gender	42,361	48,557	90,918
Female	23,150	26,892	50,042
Male	18,933	21,590	40,523
Unknown	278	75	353



COVID-19: Columbia County vaccine summary

Vaccination data through Mar 6, 2021 as of Mar 7, 2021 at 12:05 AM

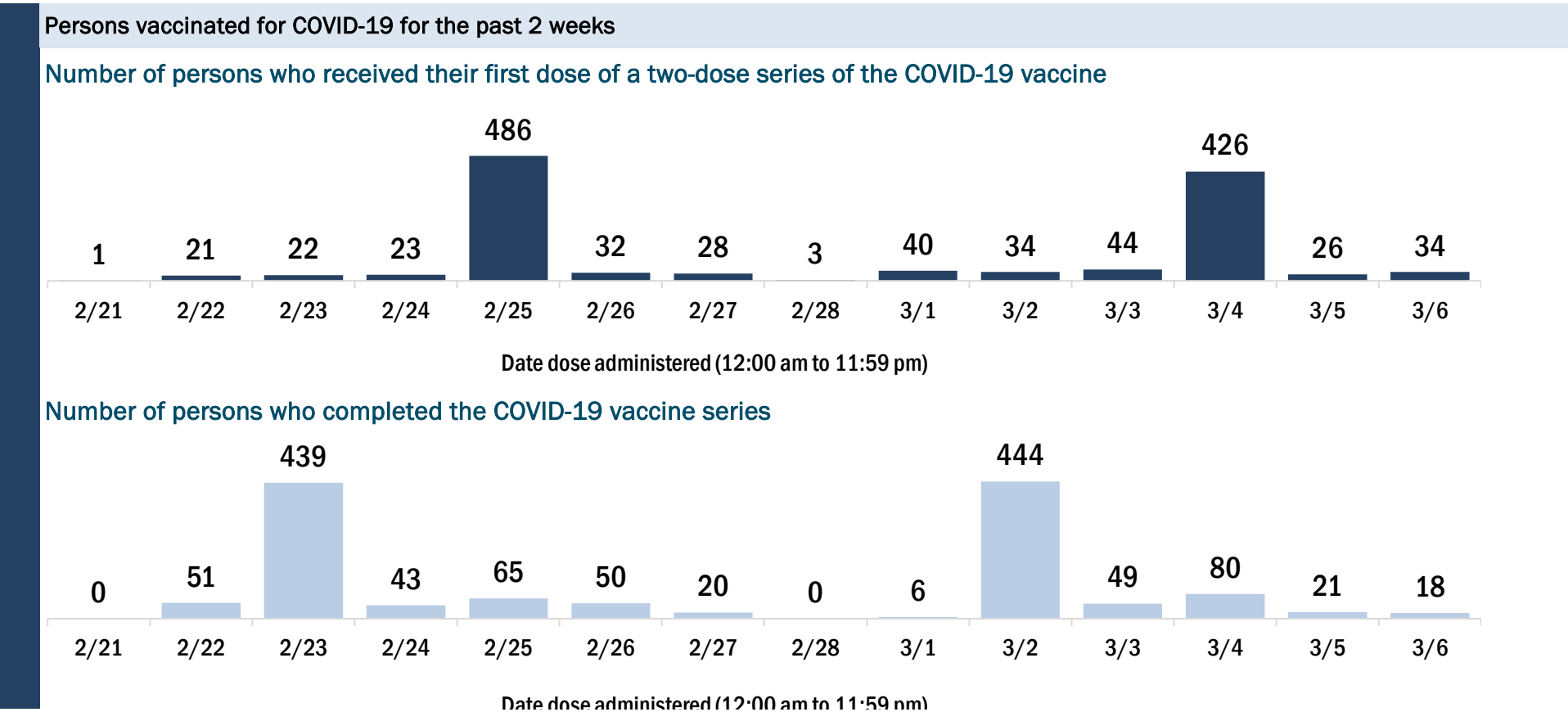
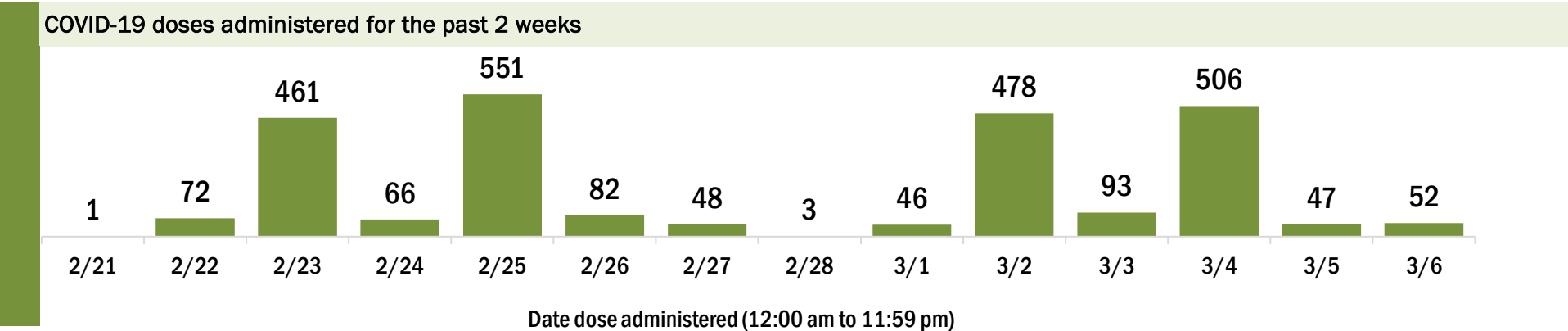
Data in this report are provisional and subject to change.

Data in this summary pertain to COVID-19 vaccines approved by the U.S. Food and Drug Administration and have been issued an Emergency Use Authorization (Janssen COVID-19 Vaccine, Moderna COVID-19 Vaccine and Pfizer-BioNTech COVID-19 Vaccine). These data summarize the number of people who have received either their first dose or have completed the series for a COVID-19 vaccine. **A person can only be counted in one category, first dose or series complete.** For persons receiving Moderna or Pfizer vaccines, once they receive their second dose, they are moved from the first dose column to the series completed column. **Because of this, the total first dose category may show a change from report to report not matching the total receiving their first dose from the previous day.** Persons receiving Johnson & Johnson vaccines will always be counted in the series completed column.

COVID-19 doses for vaccinated persons in Florida	
Doses administered	13,015
People receiving one dose of a 1-dose series (Johnson & Johnson) or receiving only one dose of a 2-dose series (Moderna, Pfizer) count once. Persons receiving both doses of a 2-dose series count twice.	

Current status of persons vaccinated for COVID-19 in Florida	
Total people vaccinated	7,885
First dose	2,753
Series completed	5,132
Completed 1-dose series	2
Completed 2-dose series	5,130
First dose: current number of people who have only received their first dose of the Moderna or Pfizer vaccine.	
Series complete: current number of people who have received both Moderna or Pfizer vaccine doses or one Johnson & Johnson dose and are considered fully immunized.	

Demographic summary	First dose	Series complete	Total people vaccinated
Age group	2,753	5,132	7,885
16-24 years	21	54	75
25-34 years	61	148	209
35-44 years	113	194	307
45-54 years	210	270	480
55-64 years	351	369	720
65-74 years	1,142	2,277	3,419
75-84 years	675	1,374	2,049
85+ years	180	446	626
Race	2,753	5,132	7,885
White	1,704	3,369	5,073
Black	250	297	547
American Indian/Alaskan	10	13	23
Other	243	521	764
Unknown	546	932	1,478
Other race includes Asian, native Hawaiian/Pacific Islander, or other.			
Ethnicity	2,753	5,132	7,885
Hispanic	64	66	130
Non-Hispanic	946	2,191	3,137
Unknown	1,743	2,875	4,618
Gender	2,753	5,132	7,885
Female	1,697	2,999	4,696
Male	1,054	2,133	3,187
Unknown	2	0	2



COVID-19: Dade County vaccine summary

Vaccination data through Mar 6, 2021 as of Mar 7, 2021 at 12:05 AM

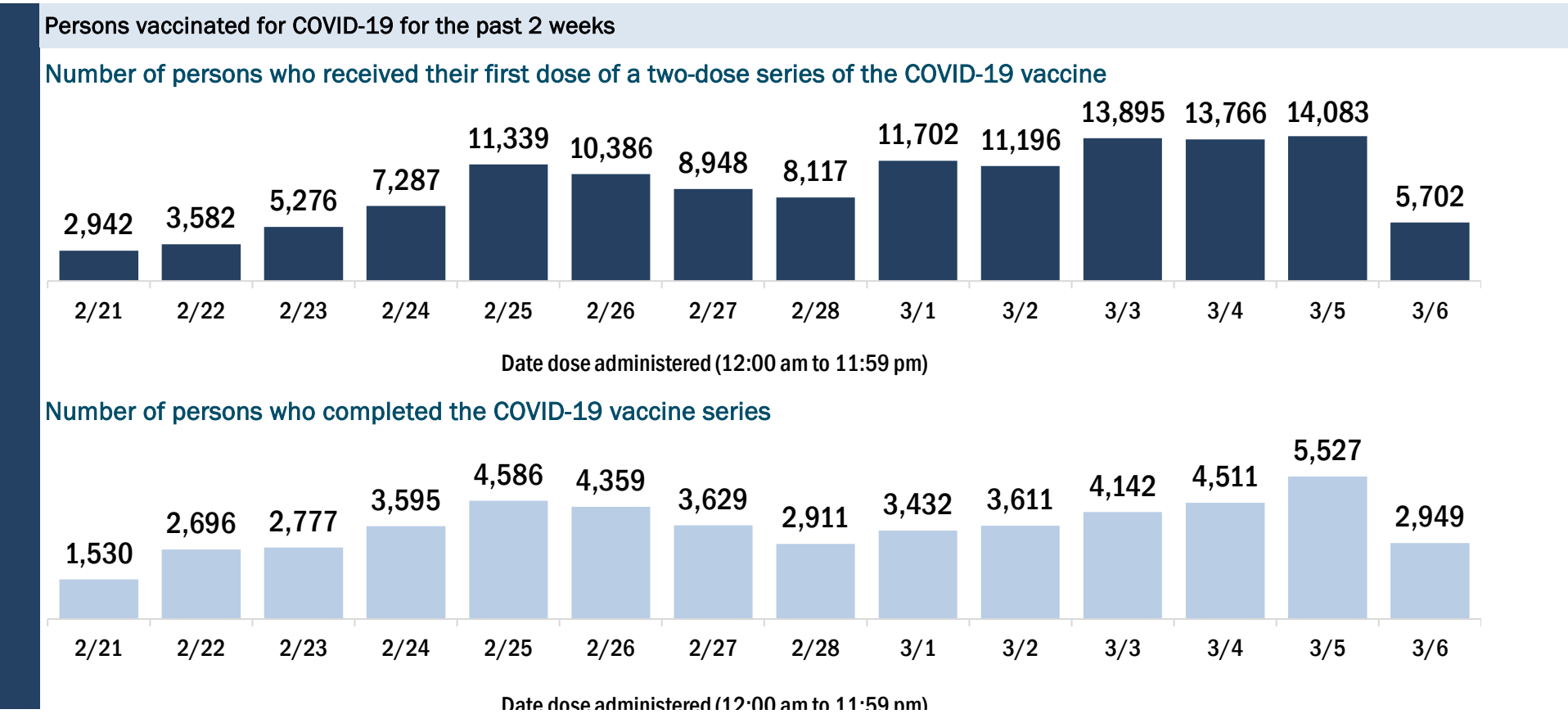
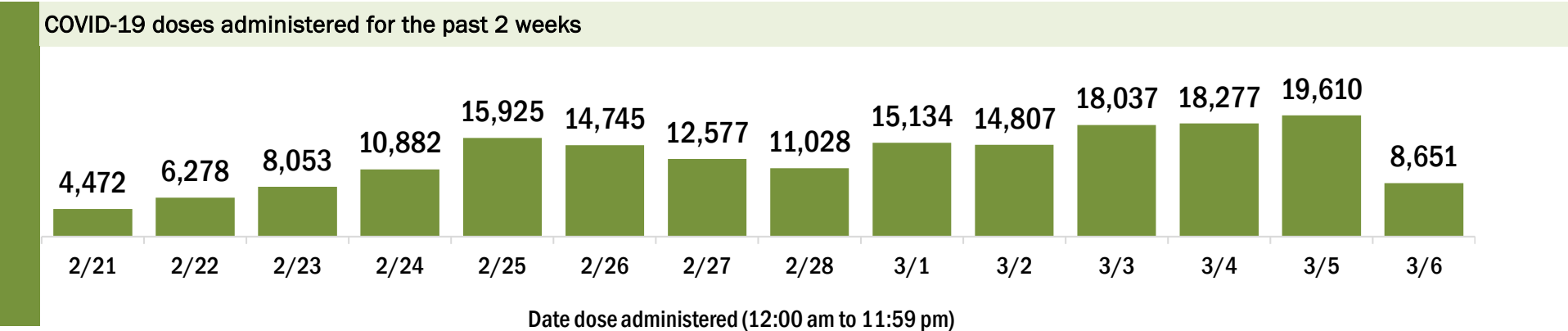
Data in this report are provisional and subject to change.

Data in this summary pertain to COVID-19 vaccines approved by the U.S. Food and Drug Administration and have been issued an Emergency Use Authorization (Janssen COVID-19 Vaccine, Moderna COVID-19 Vaccine and Pfizer-BioNTech COVID-19 Vaccine). These data summarize the number of people who have received either their first dose or have completed the series for a COVID-19 vaccine. **A person can only be counted in one category, first dose or series complete.** For persons receiving Moderna or Pfizer vaccines, once they receive their second dose, they are moved from the first dose column to the series completed column. **Because of this, the total first dose category may show a change from report to report not matching the total receiving their first dose from the previous day.** Persons receiving Johnson & Johnson vaccines will always be counted in the series completed column.

COVID-19 doses for vaccinated persons in Florida	
Doses administered	618,194
People receiving one dose of a 1-dose series (Johnson & Johnson) or receiving only one dose of a 2-dose series (Moderna, Pfizer) count once. Persons receiving both doses of a 2-dose series count twice.	

Current status of persons vaccinated for COVID-19 in Florida	
Total people vaccinated	410,569
First dose	200,171
Series completed	210,398
Completed 1-dose series	2,773
Completed 2-dose series	207,625
First dose: current number of people who have only received their first dose of the Moderna or Pfizer vaccine.	
Series complete: current number of people who have received both Moderna or Pfizer vaccine doses or one Johnson & Johnson dose and are considered fully immunized.	

Demographic summary	First dose	Series complete	Total people vaccinated
Age group	200,171	210,398	410,569
16-24 years	3,050	2,581	5,631
25-34 years	8,535	10,601	19,136
35-44 years	12,457	12,493	24,950
45-54 years	19,699	16,024	35,723
55-64 years	32,562	21,024	53,586
65-74 years	66,921	78,507	145,428
75-84 years	40,826	49,677	90,503
85+ years	16,121	19,491	35,612
Race	200,171	210,398	410,569
White	140,912	148,876	289,788
Black	14,549	16,194	30,743
American Indian/Alaskan	613	467	1,080
Other	21,550	22,972	44,522
Unknown	22,547	21,889	44,436
Other race includes Asian, native Hawaiian/Pacific Islander, or other.			
Ethnicity	200,171	210,398	410,569
Hispanic	119,326	101,922	221,248
Non-Hispanic	37,717	64,767	102,484
Unknown	43,128	43,709	86,837
Gender	200,171	210,398	410,569
Female	114,058	120,432	234,490
Male	83,739	89,859	173,598
Unknown	2,374	107	2,481



COVID-19: Desoto County vaccine summary

Vaccination data through Mar 6, 2021 as of Mar 7, 2021 at 12:05 AM

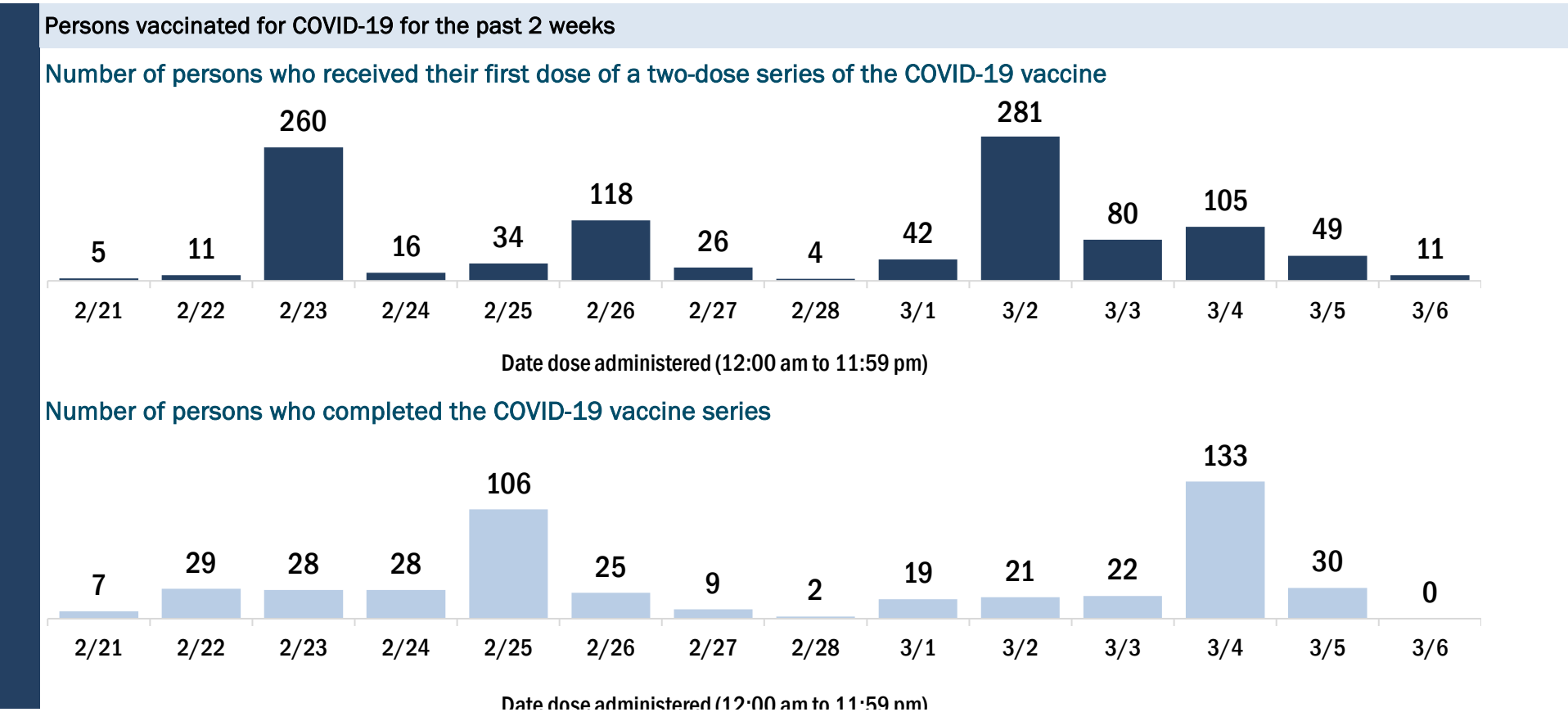
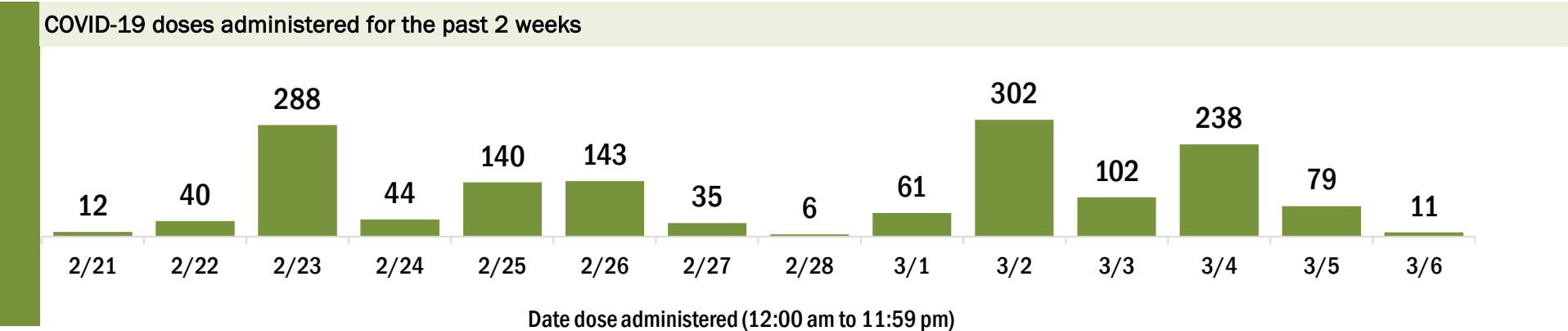
Data in this report are provisional and subject to change.

Data in this summary pertain to COVID-19 vaccines approved by the U.S. Food and Drug Administration and have been issued an Emergency Use Authorization (Janssen COVID-19 Vaccine, Moderna COVID-19 Vaccine and Pfizer-BioNTech COVID-19 Vaccine). These data summarize the number of people who have received either their first dose or have completed the series for a COVID-19 vaccine. **A person can only be counted in one category, first dose or series complete.** For persons receiving Moderna or Pfizer vaccines, once they receive their second dose, they are moved from the first dose column to the series completed column. **Because of this, the total first dose category may show a change from report to report not matching the total receiving their first dose from the previous day.** Persons receiving Johnson & Johnson vaccines will always be counted in the series completed column.

COVID-19 doses for vaccinated persons in Florida	
Doses administered	6,667
People receiving one dose of a 1-dose series (Johnson & Johnson) or receiving only one dose of a 2-dose series (Moderna, Pfizer) count once. Persons receiving both doses of a 2-dose series count twice.	

Current status of persons vaccinated for COVID-19 in Florida	
Total people vaccinated	4,465
First dose	2,261
Series completed	2,204
Completed 1-dose series	2
Completed 2-dose series	2,202
First dose: current number of people who have only received their first dose of the Moderna or Pfizer vaccine.	
Series complete: current number of people who have received both Moderna or Pfizer vaccine doses or one Johnson & Johnson dose and are considered fully immunized.	

Demographic summary	First dose	Series complete	Total people vaccinated
Age group	2,261	2,204	4,465
16-24 years	15	13	28
25-34 years	48	54	102
35-44 years	123	59	182
45-54 years	215	101	316
55-64 years	353	139	492
65-74 years	854	976	1,830
75-84 years	543	677	1,220
85+ years	110	185	295
Race	2,261	2,204	4,465
White	1,131	1,694	2,825
Black	137	66	203
American Indian/Alaskan	0	4	4
Other	165	154	319
Unknown	828	286	1,114
Other race includes Asian, native Hawaiian/Pacific Islander, or other.			
Ethnicity	2,261	2,204	4,465
Hispanic	73	40	113
Non-Hispanic	615	498	1,113
Unknown	1,573	1,666	3,239
Gender	2,261	2,204	4,465
Female	1,006	1,234	2,240
Male	1,255	970	2,225
Unknown	0	0	0



COVID-19: Dixie County vaccine summary

Vaccination data through Mar 6, 2021 as of Mar 7, 2021 at 12:05 AM

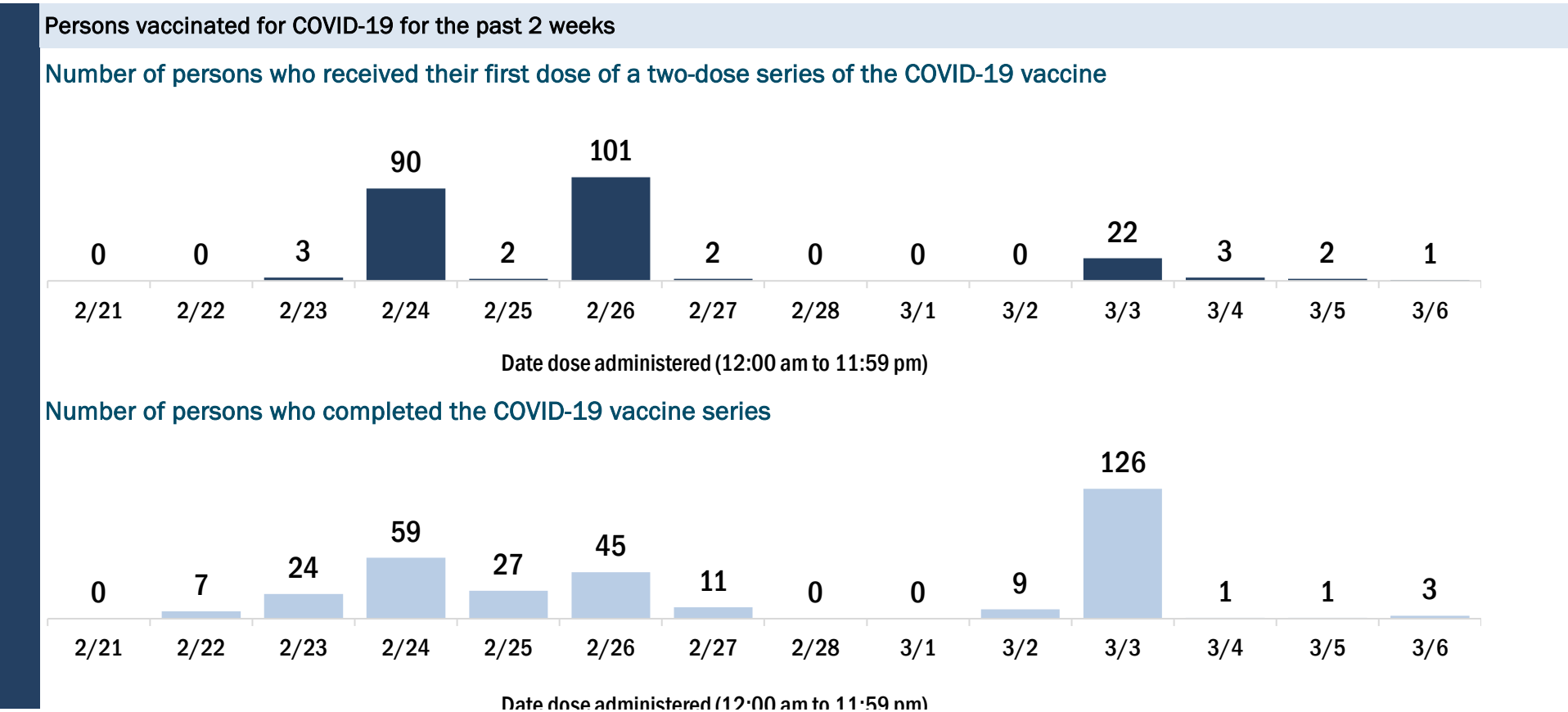
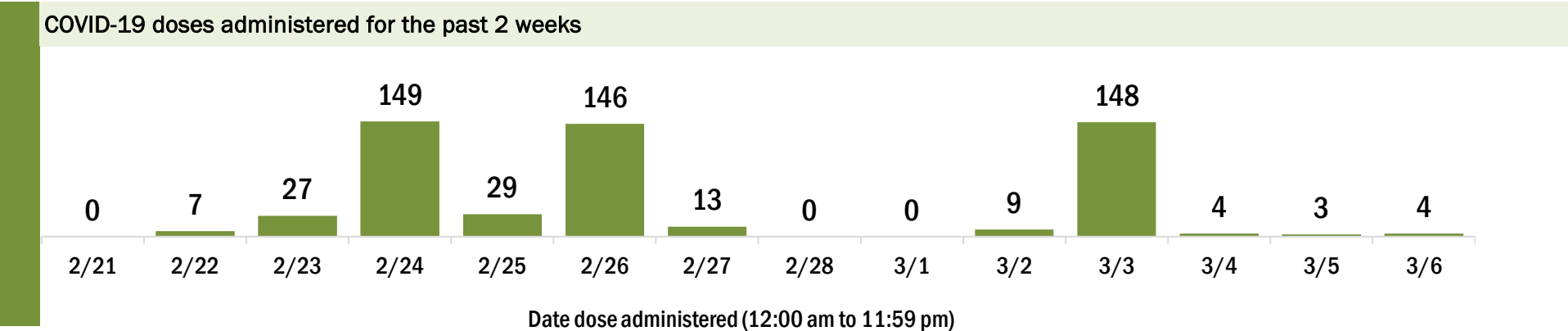
Data in this report are provisional and subject to change.

Data in this summary pertain to COVID-19 vaccines approved by the U.S. Food and Drug Administration and have been issued an Emergency Use Authorization (Janssen COVID-19 Vaccine, Moderna COVID-19 Vaccine and Pfizer-BioNTech COVID-19 Vaccine). These data summarize the number of people who have received either their first dose or have completed the series for a COVID-19 vaccine. **A person can only be counted in one category, first dose or series complete.** For persons receiving Moderna or Pfizer vaccines, once they receive their second dose, they are moved from the first dose column to the series completed column. **Because of this, the total first dose category may show a change from report to report not matching the total receiving their first dose from the previous day.** Persons receiving Johnson & Johnson vaccines will always be counted in the series completed column.

COVID-19 doses for vaccinated persons in Florida	
Doses administered	2,778
People receiving one dose of a 1-dose series (Johnson & Johnson) or receiving only one dose of a 2-dose series (Moderna, Pfizer) count once. Persons receiving both doses of a 2-dose series count twice.	

Current status of persons vaccinated for COVID-19 in Florida	
Total people vaccinated	1,763
First dose	748
Series completed	1,015
Completed 1-dose series	0
Completed 2-dose series	1,015
First dose: current number of people who have only received their first dose of the Moderna or Pfizer vaccine.	
Series complete: current number of people who have received both Moderna or Pfizer vaccine doses or one Johnson & Johnson dose and are considered fully immunized.	

Demographic summary	First dose	Series complete	Total people vaccinated
Age group	748	1,015	1,763
16-24 years	1	3	4
25-34 years	7	13	20
35-44 years	19	21	40
45-54 years	21	23	44
55-64 years	67	57	124
65-74 years	354	498	852
75-84 years	230	310	540
85+ years	49	90	139
Race	748	1,015	1,763
White	645	854	1,499
Black	30	30	60
American Indian/Alaskan	18	9	27
Other	23	34	57
Unknown	32	88	120
Other race includes Asian, native Hawaiian/Pacific Islander, or other.			
Ethnicity	748	1,015	1,763
Hispanic	16	13	29
Non-Hispanic	517	621	1,138
Unknown	215	381	596
Gender	748	1,015	1,763
Female	404	538	942
Male	344	477	821
Unknown	0	0	0



COVID-19: Duval County vaccine summary

Vaccination data through Mar 6, 2021 as of Mar 7, 2021 at 12:05 AM

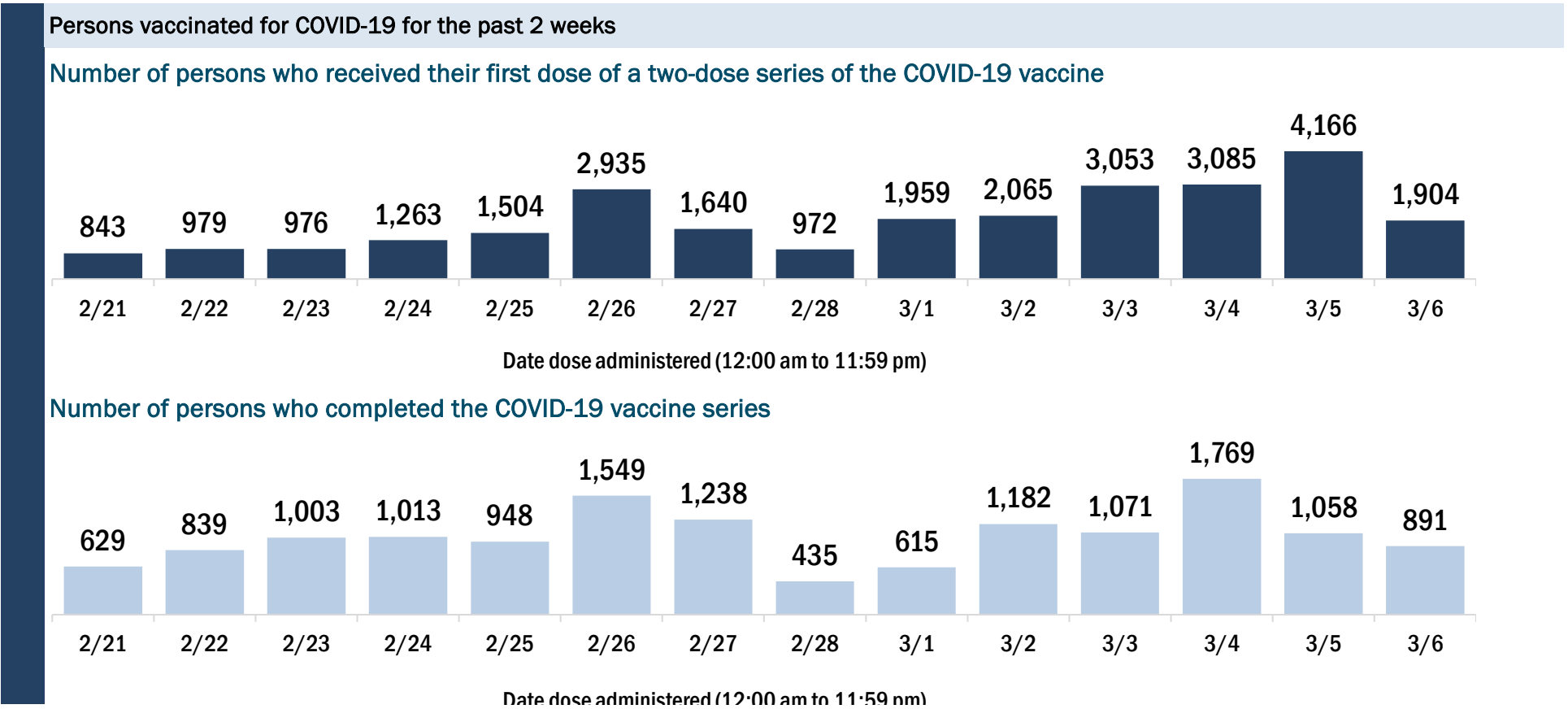
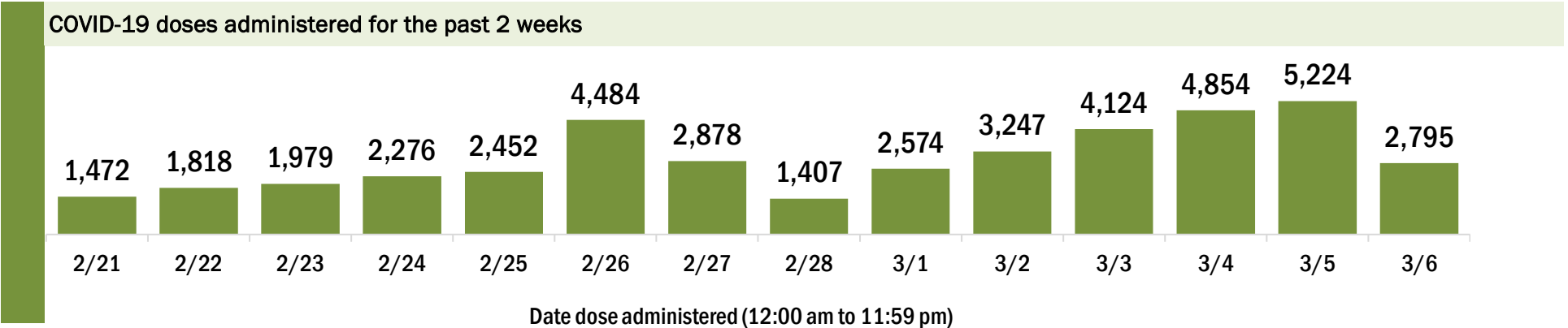
Data in this report are provisional and subject to change.

Data in this summary pertain to COVID-19 vaccines approved by the U.S. Food and Drug Administration and have been issued an Emergency Use Authorization (Janssen COVID-19 Vaccine, Moderna COVID-19 Vaccine and Pfizer-BioNTech COVID-19 Vaccine). These data summarize the number of people who have received either their first dose or have completed the series for a COVID-19 vaccine. **A person can only be counted in one category, first dose or series complete.** For persons receiving Moderna or Pfizer vaccines, once they receive their second dose, they are moved from the first dose column to the series completed column. **Because of this, the total first dose category may show a change from report to report not matching the total receiving their first dose from the previous day.** Persons receiving Johnson & Johnson vaccines will always be counted in the series completed column.

COVID-19 doses for vaccinated persons in Florida	
Doses administered	225,419
People receiving one dose of a 1-dose series (Johnson & Johnson) or receiving only one dose of a 2-dose series (Moderna, Pfizer) count once. Persons receiving both doses of a 2-dose series count twice.	

Current status of persons vaccinated for COVID-19 in Florida	
Total people vaccinated	140,979
First dose	56,296
Series completed	84,683
Completed 1-dose series	243
Completed 2-dose series	84,440
First dose: current number of people who have only received their first dose of the Moderna or Pfizer vaccine.	
Series complete: current number of people who have received both Moderna or Pfizer vaccine doses or one Johnson & Johnson dose and are considered fully immunized.	

Demographic summary	First dose	Series complete	Total people vaccinated
Age group	56,296	84,683	140,979
16-24 years	1,194	1,429	2,623
25-34 years	3,144	5,628	8,772
35-44 years	3,884	5,967	9,851
45-54 years	5,741	6,647	12,388
55-64 years	10,389	8,789	19,178
65-74 years	20,171	34,012	54,183
75-84 years	8,595	16,390	24,985
85+ years	3,178	5,821	8,999
Race	56,296	84,683	140,979
White	29,937	50,726	80,663
Black	10,888	12,079	22,967
American Indian/Alaskan	144	257	401
Other	5,604	11,883	17,487
Unknown	9,723	9,738	19,461
Other race includes Asian, native Hawaiian/Pacific Islander, or other.			
Ethnicity	56,296	84,683	140,979
Hispanic	2,640	2,456	5,096
Non-Hispanic	35,096	53,991	89,087
Unknown	18,560	28,236	46,796
Gender	56,296	84,683	140,979
Female	32,198	50,105	82,303
Male	21,892	34,544	56,436
Unknown	2,206	34	2,240



COVID-19: Escambia County vaccine summary

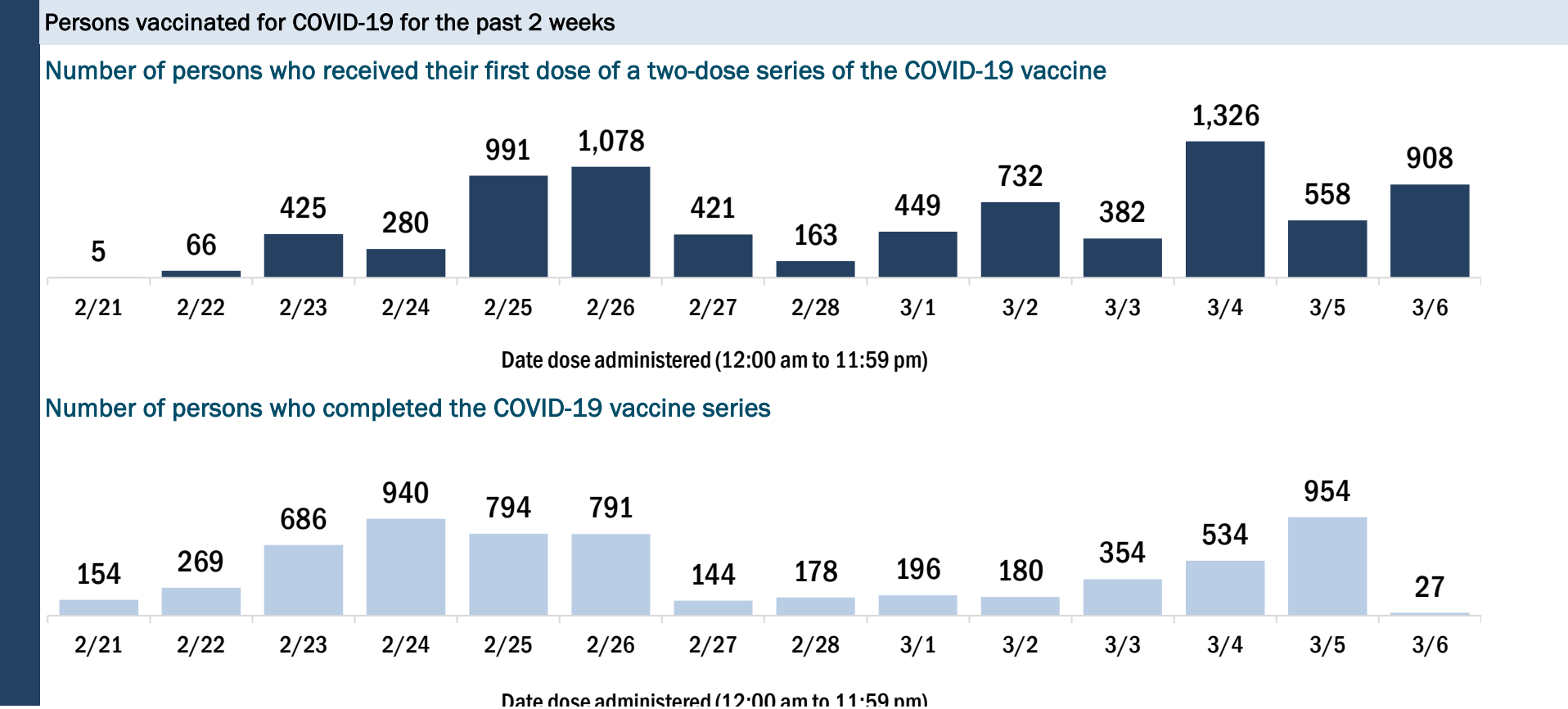
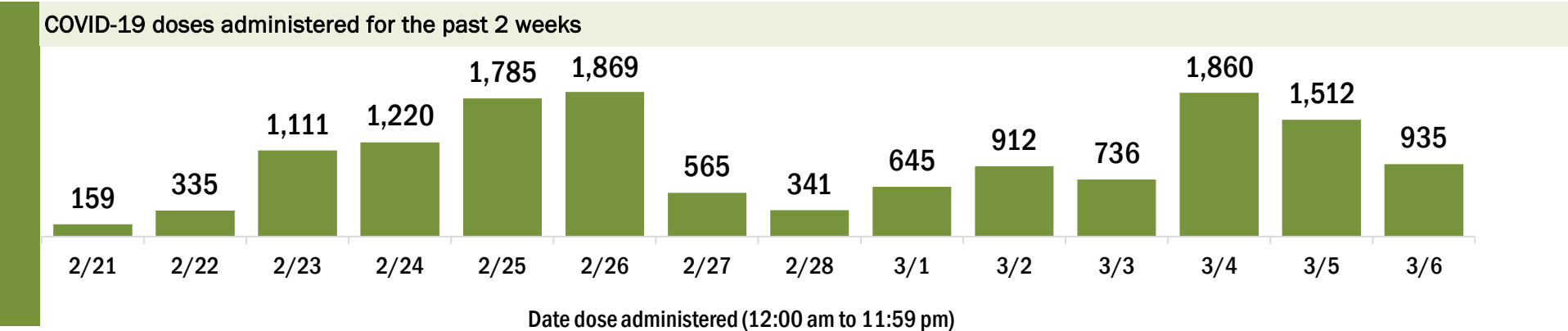
Vaccination data through Mar 6, 2021 as of Mar 7, 2021 at 12:05 AM

Data in this report are provisional and subject to change.

Data in this summary pertain to COVID-19 vaccines approved by the U.S. Food and Drug Administration and have been issued an Emergency Use Authorization (Janssen COVID-19 Vaccine, Moderna COVID-19 Vaccine and Pfizer-BioNTech COVID-19 Vaccine). These data summarize the number of people who have received either their first dose or have completed the series for a COVID-19 vaccine. **A person can only be counted in one category, first dose or series complete.** For persons receiving Moderna or Pfizer vaccines, once they receive their second dose, they are moved from the first dose column to the series completed column. **Because of this, the total first dose category may show a change from report to report not matching the total receiving their first dose from the previous day.** Persons receiving Johnson & Johnson vaccines will always be counted in the series completed column.

COVID-19 doses for vaccinated persons in Florida		Demographic summary			
Doses administered	71,529	First dose	Series complete	Total people vaccinated	
People receiving one dose of a 1-dose series (Johnson & Johnson) or receiving only one dose of a 2-dose series (Moderna, Pfizer) count once. Persons receiving both doses of a 2-dose series count twice.		Age group	20,790	25,371	46,161
		16-24 years	337	318	655
		25-34 years	1,025	1,145	2,170
		35-44 years	1,179	1,347	2,526
		45-54 years	1,871	1,551	3,422
		55-64 years	3,413	2,201	5,614
		65-74 years	7,446	10,495	17,941
		75-84 years	4,077	5,971	10,048
		85+ years	1,442	2,343	3,785
		Race	20,790	25,371	46,161
		White	11,254	15,278	26,532
		Black	2,836	2,630	5,466
		American Indian/Alaskan	135	121	256
		Other	1,628	3,187	4,815
		Unknown	4,937	4,155	9,092
		Other race includes Asian, native Hawaiian/Pacific Islander, or other.			
		Ethnicity	20,790	25,371	46,161
		Hispanic	399	259	658
		Non-Hispanic	10,859	14,216	25,075
		Unknown	9,532	10,896	20,428
		Gender	20,790	25,371	46,161
		Female	12,479	15,154	27,633
		Male	8,273	10,217	18,490
		Unknown	38	0	38

Current status of persons vaccinated for COVID-19 in Florida	
Total people vaccinated	46,161
First dose	20,790
Series completed	25,371
Completed 1-dose series	3
Completed 2-dose series	25,368
First dose: current number of people who have only received their first dose of the Moderna or Pfizer vaccine.	
Series complete: current number of people who have received both Moderna or Pfizer vaccine doses or one Johnson & Johnson dose and are considered fully immunized.	



COVID-19: Flagler County vaccine summary

Vaccination data through Mar 6, 2021 as of Mar 7, 2021 at 12:05 AM

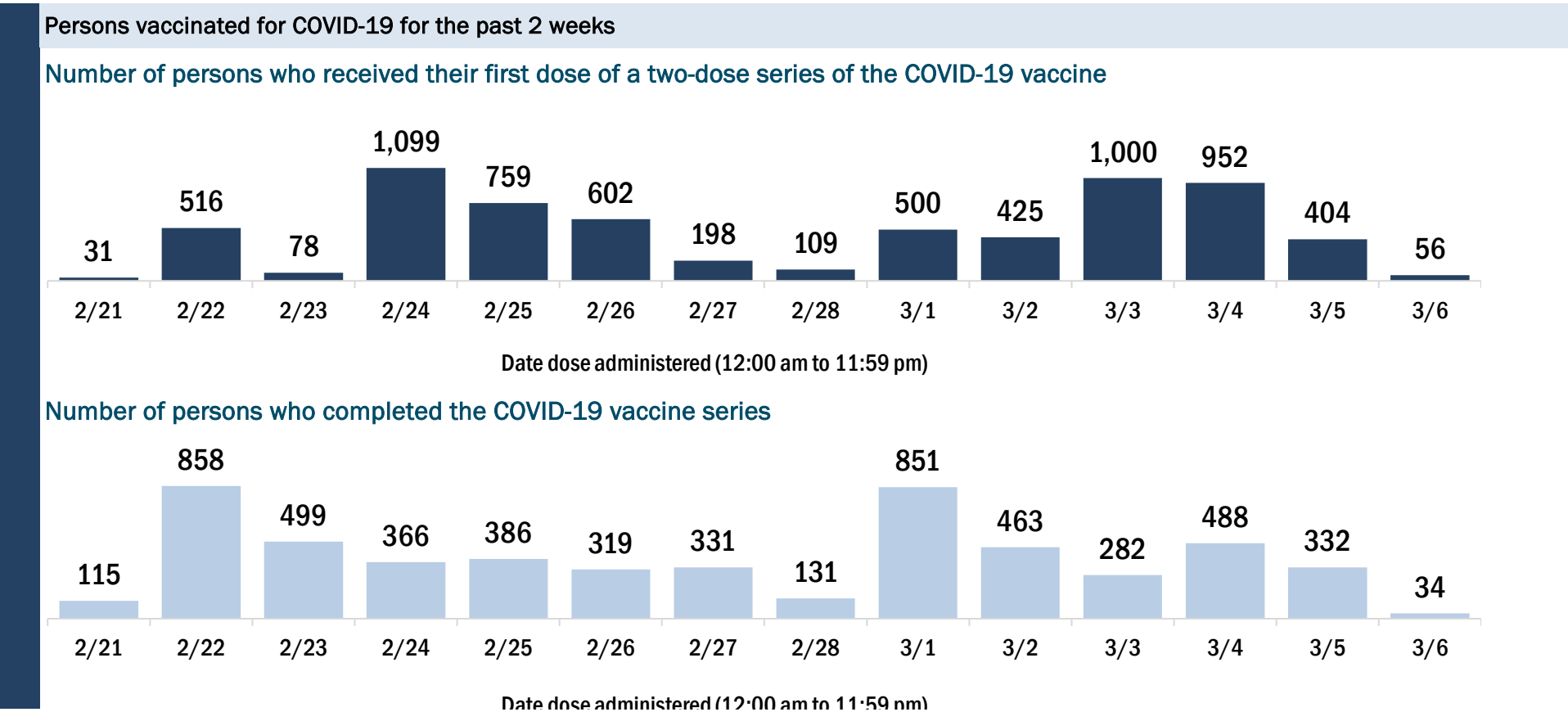
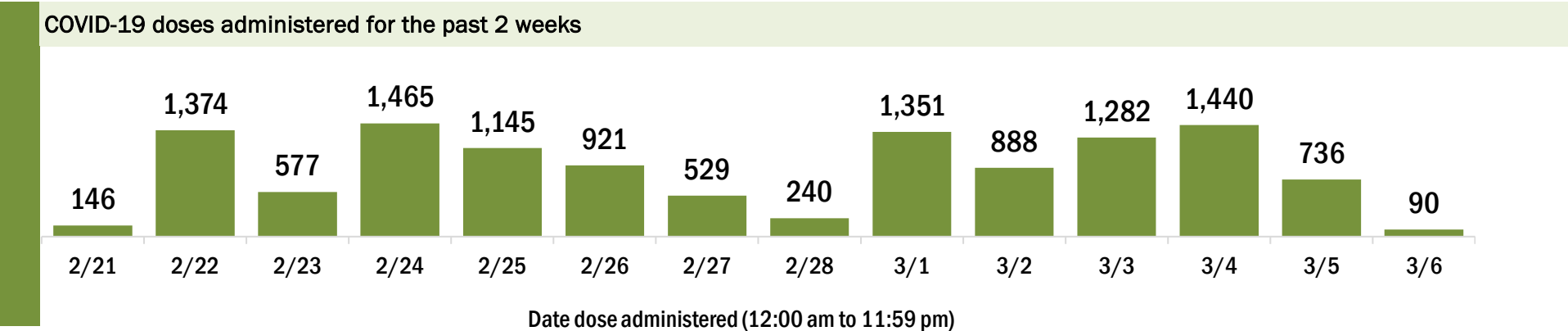
Data in this report are provisional and subject to change.

Data in this summary pertain to COVID-19 vaccines approved by the U.S. Food and Drug Administration and have been issued an Emergency Use Authorization (Janssen COVID-19 Vaccine, Moderna COVID-19 Vaccine and Pfizer-BioNTech COVID-19 Vaccine). These data summarize the number of people who have received either their first dose or have completed the series for a COVID-19 vaccine. **A person can only be counted in one category, first dose or series complete.** For persons receiving Moderna or Pfizer vaccines, once they receive their second dose, they are moved from the first dose column to the series completed column. **Because of this, the total first dose category may show a change from report to report not matching the total receiving their first dose from the previous day.** Persons receiving Johnson & Johnson vaccines will always be counted in the series completed column.

COVID-19 doses for vaccinated persons in Florida	
Doses administered	38,789
People receiving one dose of a 1-dose series (Johnson & Johnson) or receiving only one dose of a 2-dose series (Moderna, Pfizer) count once. Persons receiving both doses of a 2-dose series count twice.	

Current status of persons vaccinated for COVID-19 in Florida	
Total people vaccinated	26,734
First dose	14,670
Series completed	12,064
Completed 1-dose series	9
Completed 2-dose series	12,055
First dose: current number of people who have only received their first dose of the Moderna or Pfizer vaccine.	
Series complete: current number of people who have received both Moderna or Pfizer vaccine doses or one Johnson & Johnson dose and are considered fully immunized.	

Demographic summary	First dose	Series complete	Total people vaccinated
Age group	14,670	12,064	26,734
16-24 years	83	85	168
25-34 years	165	253	418
35-44 years	254	453	707
45-54 years	462	577	1,039
55-64 years	1,221	921	2,142
65-74 years	6,862	5,866	12,728
75-84 years	4,342	3,131	7,473
85+ years	1,281	778	2,059
Race	14,670	12,064	26,734
White	10,021	7,345	17,366
Black	1,036	445	1,481
American Indian/Alaskan	106	53	159
Other	996	1,683	2,679
Unknown	2,511	2,538	5,049
Other race includes Asian, native Hawaiian/Pacific Islander, or other.			
Ethnicity	14,670	12,064	26,734
Hispanic	798	232	1,030
Non-Hispanic	8,752	5,477	14,229
Unknown	5,120	6,355	11,475
Gender	14,670	12,064	26,734
Female	8,032	6,823	14,855
Male	6,492	5,187	11,679
Unknown	146	54	200



COVID-19: Franklin County vaccine summary

Vaccination data through Mar 6, 2021 as of Mar 7, 2021 at 12:05 AM

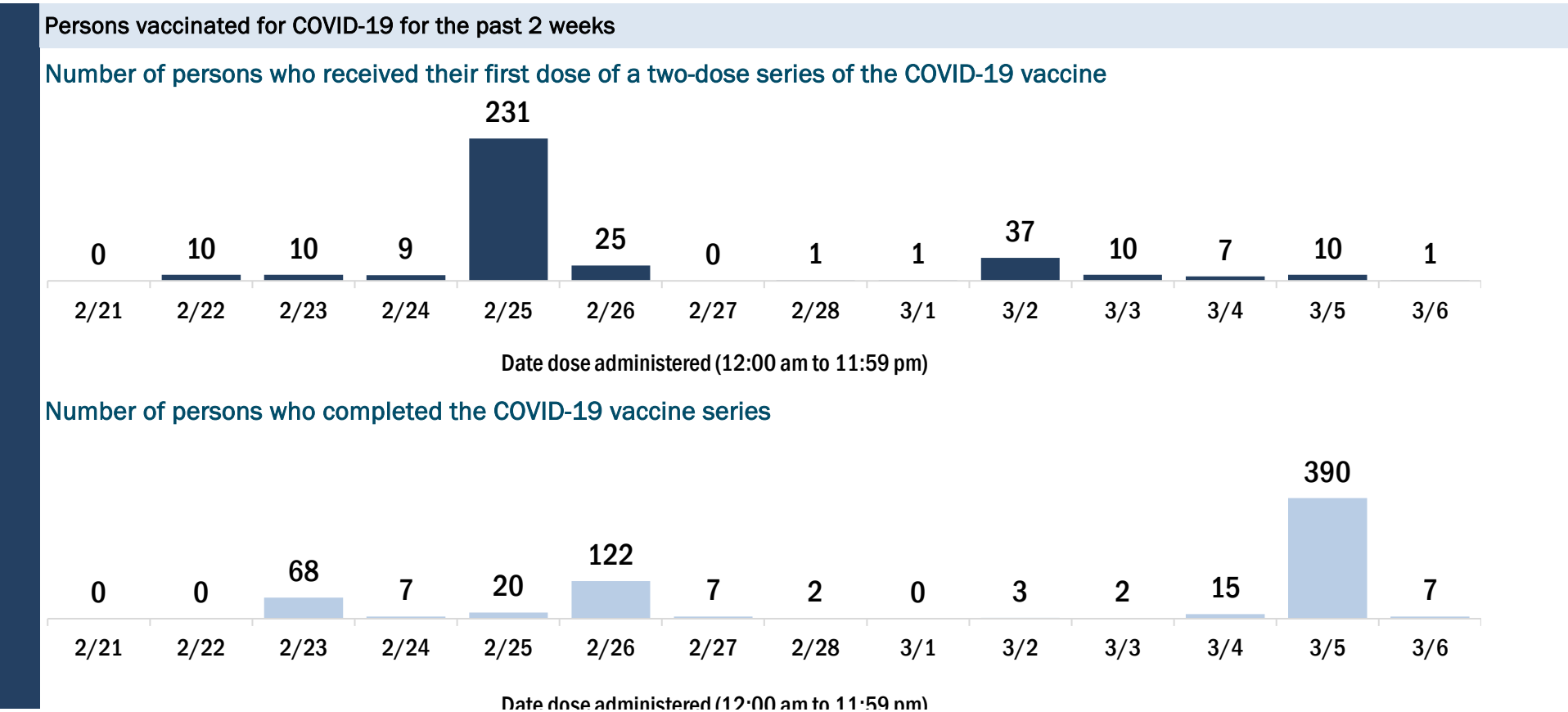
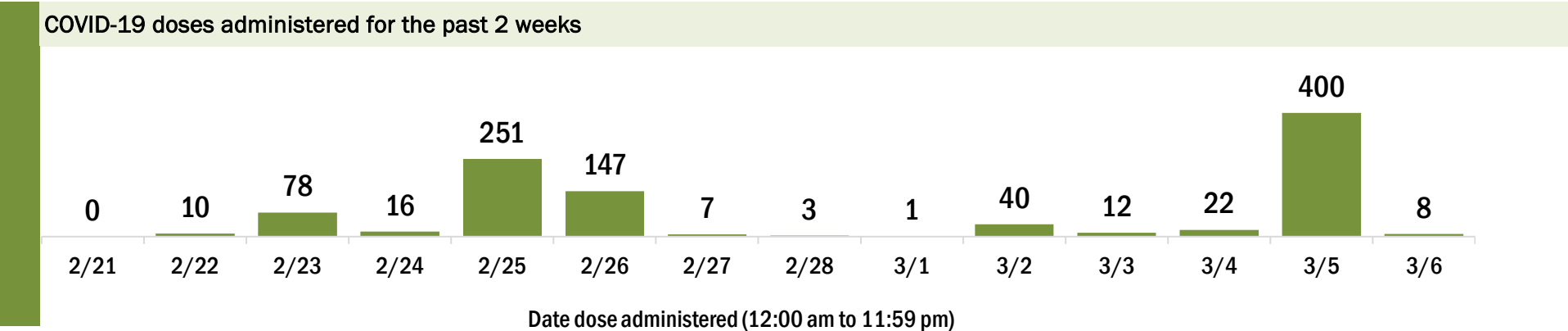
Data in this report are provisional and subject to change.

Data in this summary pertain to COVID-19 vaccines approved by the U.S. Food and Drug Administration and have been issued an Emergency Use Authorization (Janssen COVID-19 Vaccine, Moderna COVID-19 Vaccine and Pfizer-BioNTech COVID-19 Vaccine). These data summarize the number of people who have received either their first dose or have completed the series for a COVID-19 vaccine. **A person can only be counted in one category, first dose or series complete.** For persons receiving Moderna or Pfizer vaccines, once they receive their second dose, they are moved from the first dose column to the series completed column. **Because of this, the total first dose category may show a change from report to report not matching the total receiving their first dose from the previous day.** Persons receiving Johnson & Johnson vaccines will always be counted in the series completed column.

COVID-19 doses for vaccinated persons in Florida	
Doses administered	4,276
People receiving one dose of a 1-dose series (Johnson & Johnson) or receiving only one dose of a 2-dose series (Moderna, Pfizer) count once. Persons receiving both doses of a 2-dose series count twice.	

Current status of persons vaccinated for COVID-19 in Florida	
Total people vaccinated	2,440
First dose	603
Series completed	1,837
Completed 1-dose series	1
Completed 2-dose series	1,836
First dose: current number of people who have only received their first dose of the Moderna or Pfizer vaccine.	
Series complete: current number of people who have received both Moderna or Pfizer vaccine doses or one Johnson & Johnson dose and are considered fully immunized.	

Demographic summary	First dose	Series complete	Total people vaccinated
Age group	603	1,837	2,440
16-24 years	3	9	12
25-34 years	18	17	35
35-44 years	17	29	46
45-54 years	40	64	104
55-64 years	113	182	295
65-74 years	275	963	1,238
75-84 years	109	482	591
85+ years	28	91	119
Race	603	1,837	2,440
White	521	1,656	2,177
Black	31	72	103
American Indian/Alaskan	0	6	6
Other	23	81	104
Unknown	28	22	50
Other race includes Asian, native Hawaiian/Pacific Islander, or other.			
Ethnicity	603	1,837	2,440
Hispanic	7	12	19
Non-Hispanic	439	1,434	1,873
Unknown	157	391	548
Gender	603	1,837	2,440
Female	324	955	1,279
Male	279	882	1,161
Unknown	0	0	0



COVID-19: Gadsden County vaccine summary

Vaccination data through Mar 6, 2021 as of Mar 7, 2021 at 12:05 AM

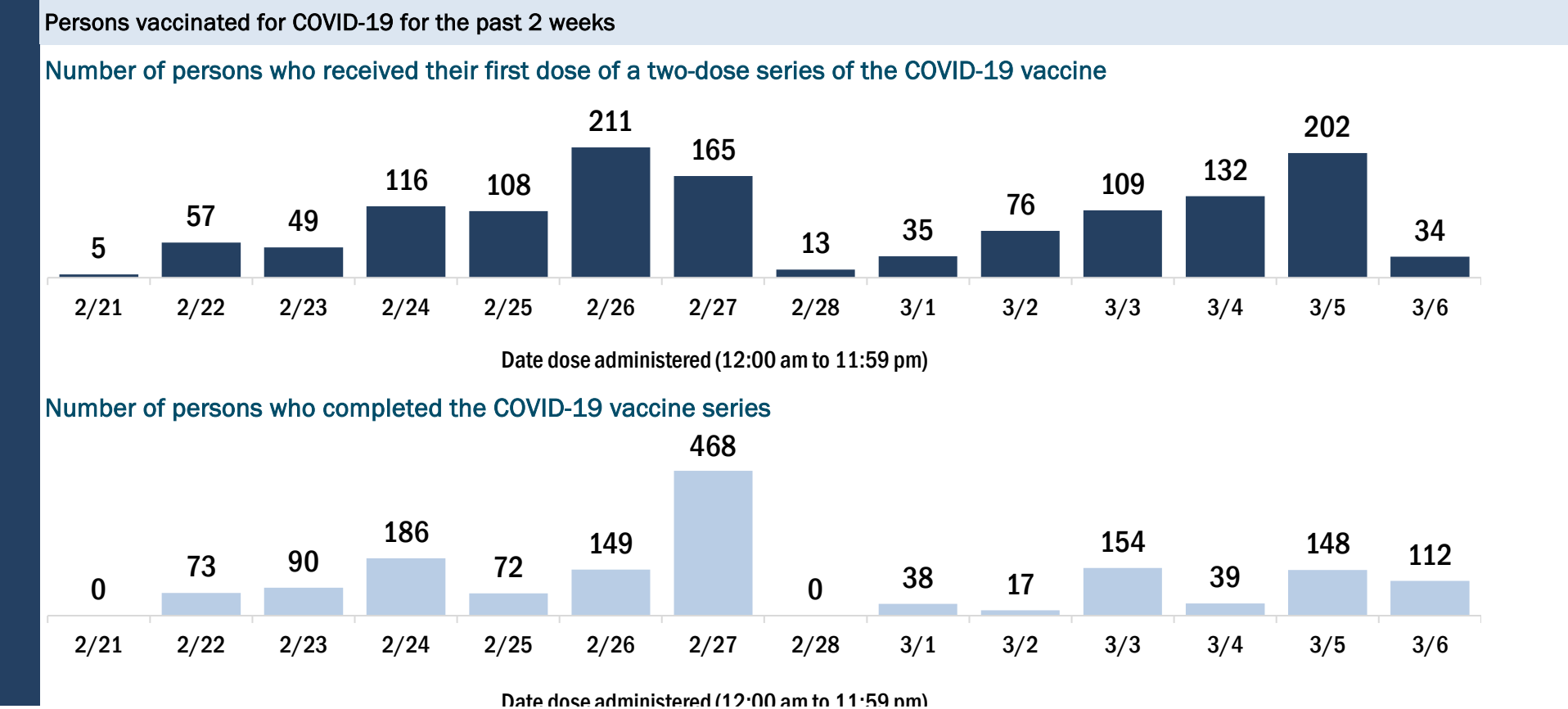
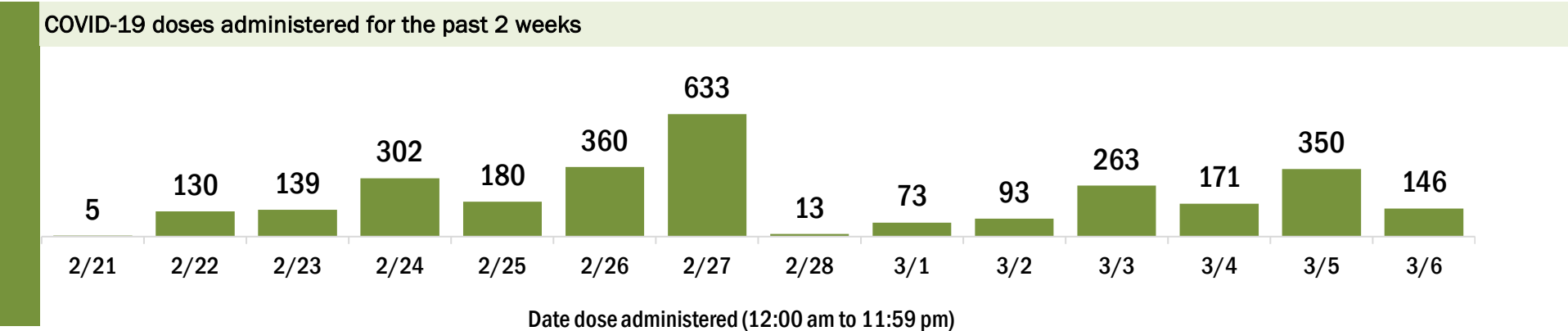
Data in this report are provisional and subject to change.

Data in this summary pertain to COVID-19 vaccines approved by the U.S. Food and Drug Administration and have been issued an Emergency Use Authorization (Janssen COVID-19 Vaccine, Moderna COVID-19 Vaccine and Pfizer-BioNTech COVID-19 Vaccine). These data summarize the number of people who have received either their first dose or have completed the series for a COVID-19 vaccine. **A person can only be counted in one category, first dose or series complete.** For persons receiving Moderna or Pfizer vaccines, once they receive their second dose, they are moved from the first dose column to the series completed column. **Because of this, the total first dose category may show a change from report to report not matching the total receiving their first dose from the previous day.** Persons receiving Johnson & Johnson vaccines will always be counted in the series completed column.

COVID-19 doses for vaccinated persons in Florida	
Doses administered	13,627
People receiving one dose of a 1-dose series (Johnson & Johnson) or receiving only one dose of a 2-dose series (Moderna, Pfizer) count once. Persons receiving both doses of a 2-dose series count twice.	

Current status of persons vaccinated for COVID-19 in Florida	
Total people vaccinated	8,165
First dose	2,699
Series completed	5,466
Completed 1-dose series	4
Completed 2-dose series	5,462
First dose: current number of people who have only received their first dose of the Moderna or Pfizer vaccine.	
Series complete: current number of people who have received both Moderna or Pfizer vaccine doses or one Johnson & Johnson dose and are considered fully immunized.	

Demographic summary	First dose	Series complete	Total people vaccinated
Age group	2,699	5,466	8,165
16-24 years	30	42	72
25-34 years	83	106	189
35-44 years	166	196	362
45-54 years	326	323	649
55-64 years	667	529	1,196
65-74 years	893	2,540	3,433
75-84 years	407	1,292	1,699
85+ years	127	438	565
Race	2,699	5,466	8,165
White	880	2,186	3,066
Black	1,181	2,001	3,182
American Indian/Alaskan	4	12	16
Other	301	885	1,186
Unknown	333	382	715
Other race includes Asian, native Hawaiian/Pacific Islander, or other.			
Ethnicity	2,699	5,466	8,165
Hispanic	77	114	191
Non-Hispanic	1,708	3,421	5,129
Unknown	914	1,931	2,845
Gender	2,699	5,466	8,165
Female	1,615	3,272	4,887
Male	1,084	2,194	3,278
Unknown	0	0	0



COVID-19: Gilchrist County vaccine summary

Vaccination data through Mar 6, 2021 as of Mar 7, 2021 at 12:05 AM

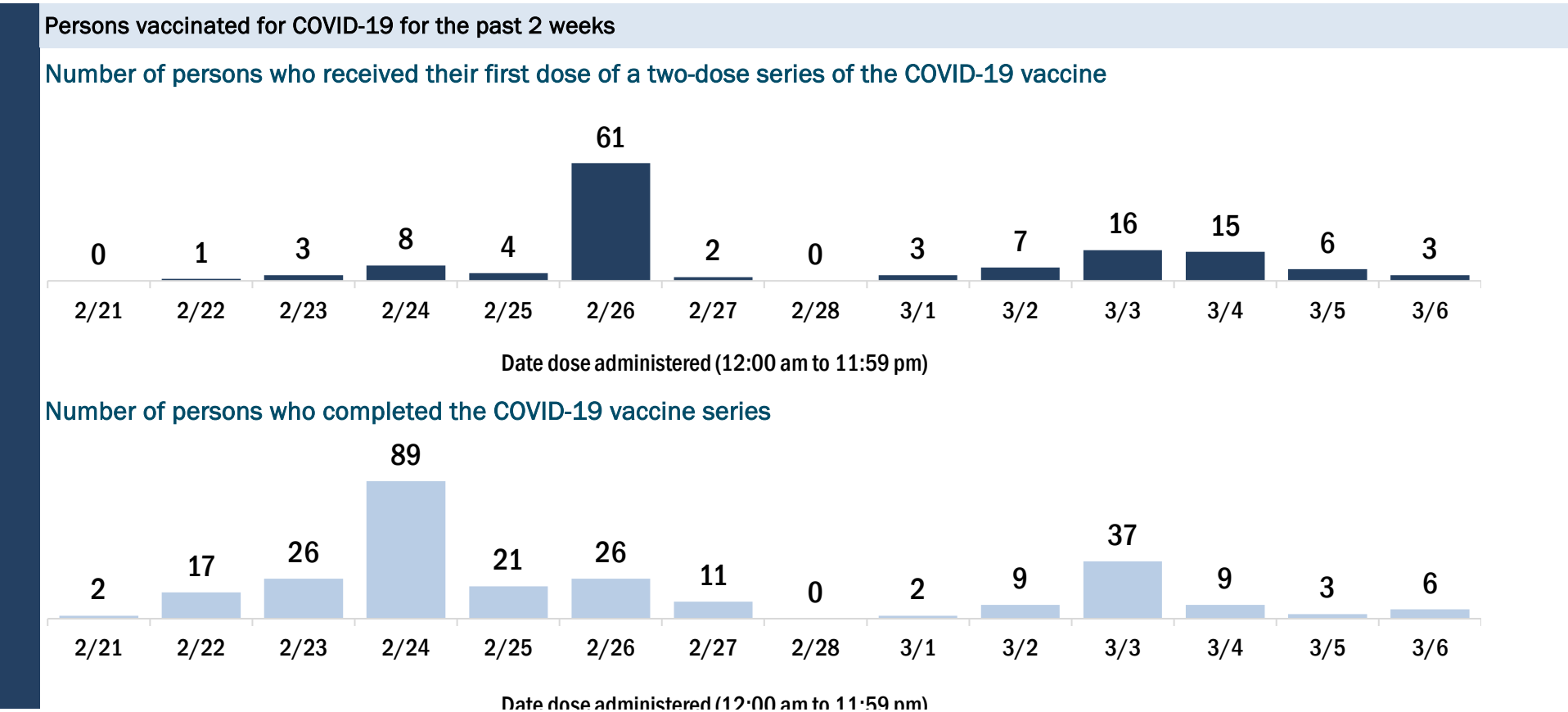
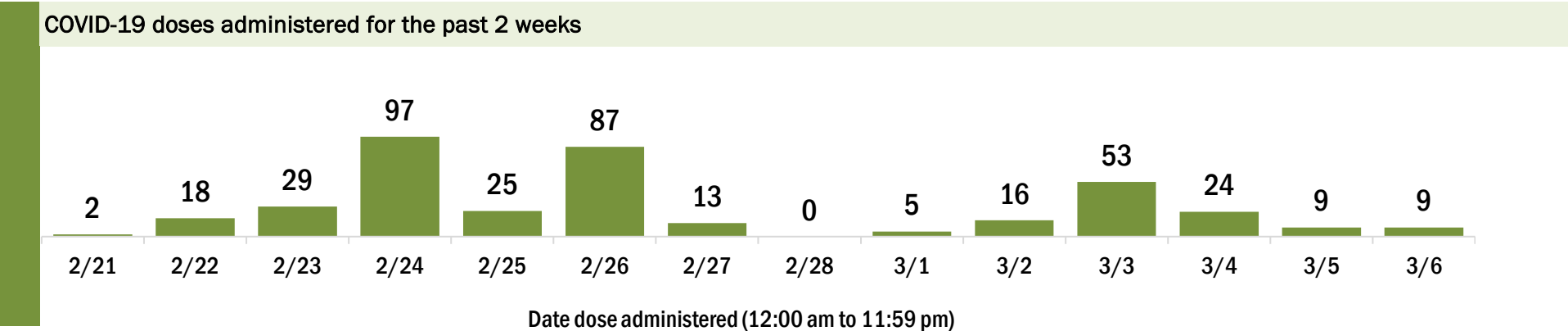
Data in this report are provisional and subject to change.

Data in this summary pertain to COVID-19 vaccines approved by the U.S. Food and Drug Administration and have been issued an Emergency Use Authorization (Janssen COVID-19 Vaccine, Moderna COVID-19 Vaccine and Pfizer-BioNTech COVID-19 Vaccine). These data summarize the number of people who have received either their first dose or have completed the series for a COVID-19 vaccine. **A person can only be counted in one category, first dose or series complete.** For persons receiving Moderna or Pfizer vaccines, once they receive their second dose, they are moved from the first dose column to the series completed column. **Because of this, the total first dose category may show a change from report to report not matching the total receiving their first dose from the previous day.** Persons receiving Johnson & Johnson vaccines will always be counted in the series completed column.

COVID-19 doses for vaccinated persons in Florida	
Doses administered	3,244
People receiving one dose of a 1-dose series (Johnson & Johnson) or receiving only one dose of a 2-dose series (Moderna, Pfizer) count once. Persons receiving both doses of a 2-dose series count twice.	

Current status of persons vaccinated for COVID-19 in Florida	
Total people vaccinated	1,869
First dose	494
Series completed	1,375
Completed 1-dose series	0
Completed 2-dose series	1,375
First dose: current number of people who have only received their first dose of the Moderna or Pfizer vaccine.	
Series complete: current number of people who have received both Moderna or Pfizer vaccine doses or one Johnson & Johnson dose and are considered fully immunized.	

Demographic summary	First dose	Series complete	Total people vaccinated
Age group	494	1,375	1,869
16-24 years	7	28	35
25-34 years	7	42	49
35-44 years	14	54	68
45-54 years	22	80	102
55-64 years	57	103	160
65-74 years	233	530	763
75-84 years	120	395	515
85+ years	34	143	177
Race	494	1,375	1,869
White	337	874	1,211
Black	6	13	19
American Indian/Alaskan	1	3	4
Other	54	146	200
Unknown	96	339	435
Other race includes Asian, native Hawaiian/Pacific Islander, or other.			
Ethnicity	494	1,375	1,869
Hispanic	1	12	13
Non-Hispanic	137	463	600
Unknown	356	900	1,256
Gender	494	1,375	1,869
Female	306	823	1,129
Male	188	552	740
Unknown	0	0	0



COVID-19: Glades County vaccine summary

Vaccination data through Mar 6, 2021 as of Mar 7, 2021 at 12:05 AM

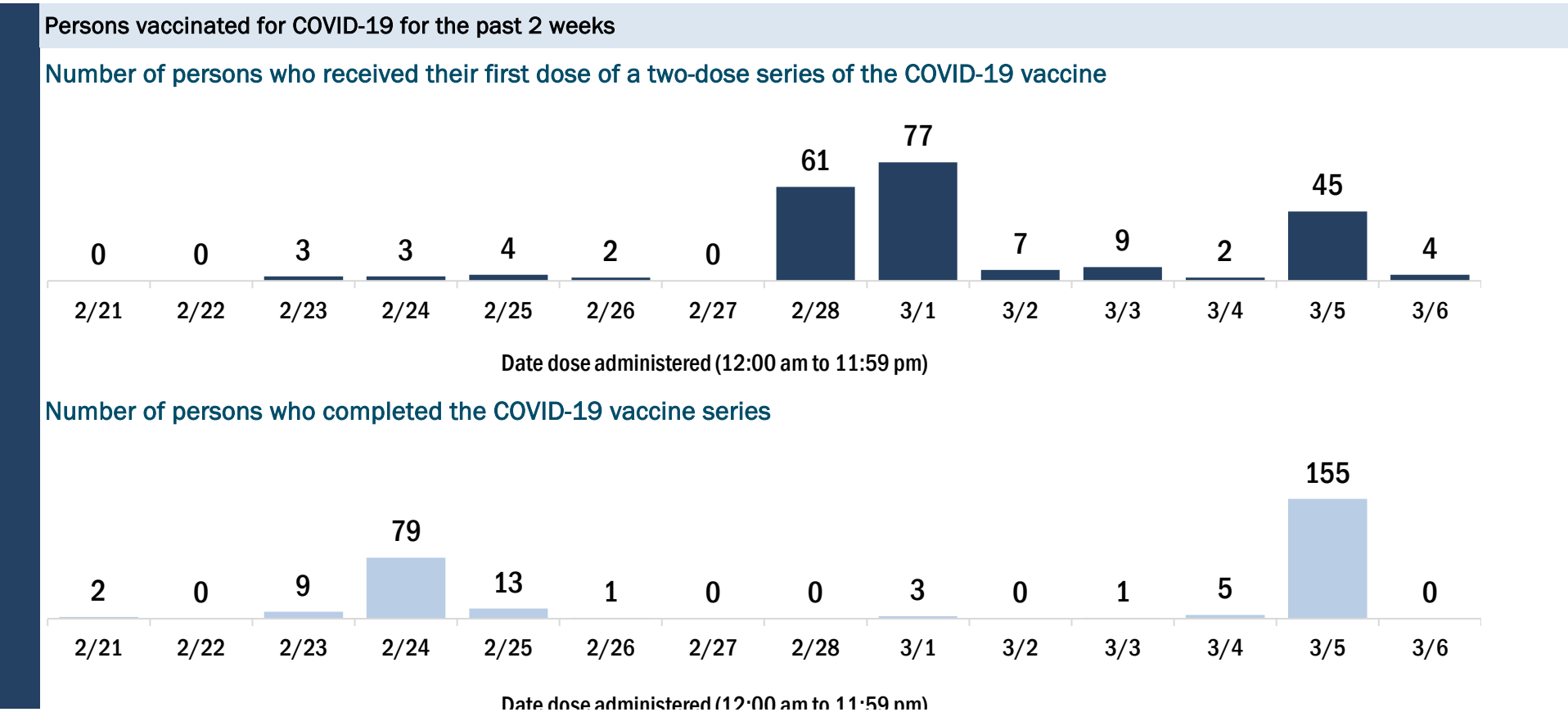
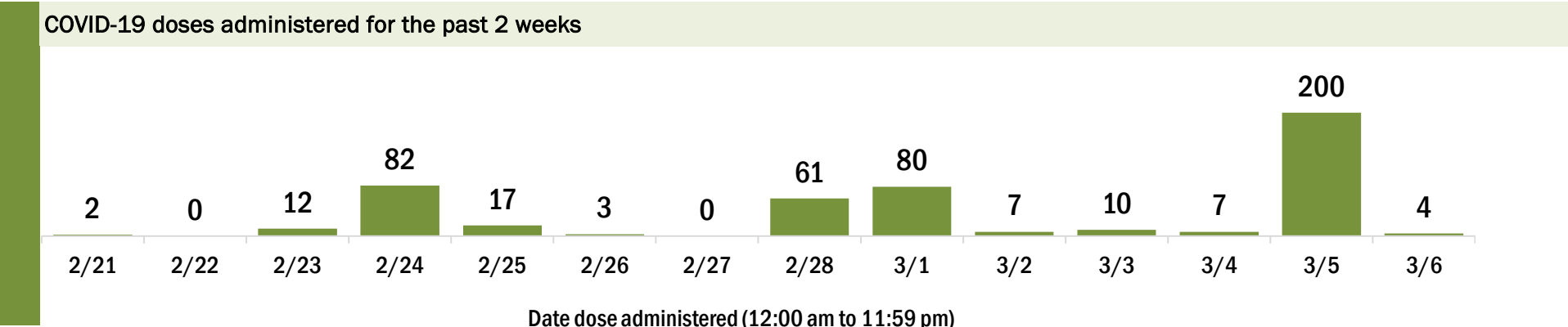
Data in this report are provisional and subject to change.

Data in this summary pertain to COVID-19 vaccines approved by the U.S. Food and Drug Administration and have been issued an Emergency Use Authorization (Janssen COVID-19 Vaccine, Moderna COVID-19 Vaccine and Pfizer-BioNTech COVID-19 Vaccine). These data summarize the number of people who have received either their first dose or have completed the series for a COVID-19 vaccine. **A person can only be counted in one category, first dose or series complete.** For persons receiving Moderna or Pfizer vaccines, once they receive their second dose, they are moved from the first dose column to the series completed column. **Because of this, the total first dose category may show a change from report to report not matching the total receiving their first dose from the previous day.** Persons receiving Johnson & Johnson vaccines will always be counted in the series completed column.

COVID-19 doses for vaccinated persons in Florida	
Doses administered	1,974
People receiving one dose of a 1-dose series (Johnson & Johnson) or receiving only one dose of a 2-dose series (Moderna, Pfizer) count once. Persons receiving both doses of a 2-dose series count twice.	

Current status of persons vaccinated for COVID-19 in Florida	
Total people vaccinated	1,228
First dose	482
Series completed	746
Completed 1-dose series	0
Completed 2-dose series	746
First dose: current number of people who have only received their first dose of the Moderna or Pfizer vaccine.	
Series complete: current number of people who have received both Moderna or Pfizer vaccine doses or one Johnson & Johnson dose and are considered fully immunized.	

Demographic summary	First dose	Series complete	Total people vaccinated
Age group	482	746	1,228
16-24 years	3	0	3
25-34 years	7	3	10
35-44 years	2	4	6
45-54 years	20	14	34
55-64 years	71	33	104
65-74 years	221	342	563
75-84 years	140	287	427
85+ years	18	63	81
Race	482	746	1,228
White	359	573	932
Black	14	31	45
American Indian/Alaskan	2	4	6
Other	24	38	62
Unknown	83	100	183
Other race includes Asian, native Hawaiian/Pacific Islander, or other.			
Ethnicity	482	746	1,228
Hispanic	10	17	27
Non-Hispanic	192	294	486
Unknown	280	435	715
Gender	482	746	1,228
Female	252	376	628
Male	230	370	600
Unknown	0	0	0



COVID-19: Gulf County vaccine summary

Vaccination data through Mar 6, 2021 as of Mar 7, 2021 at 12:05 AM

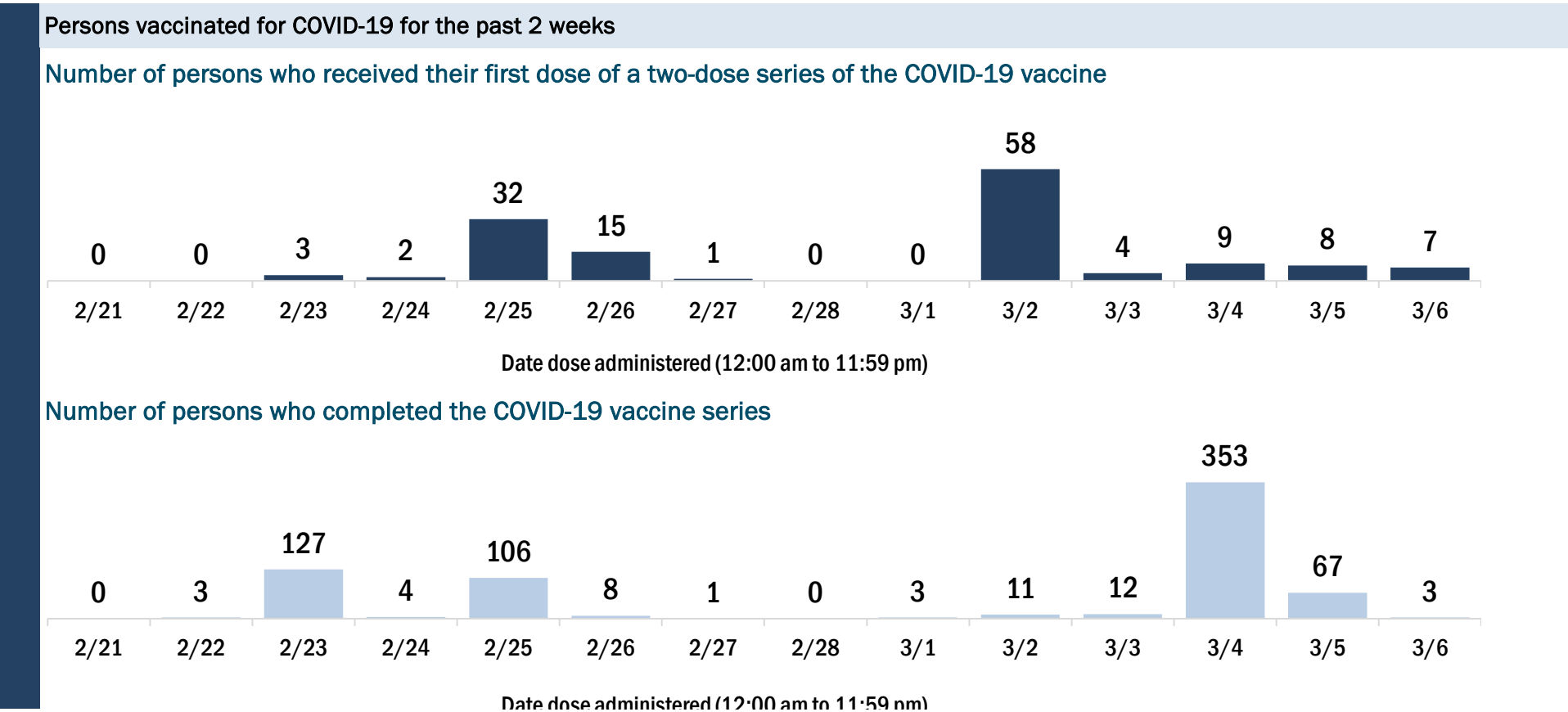

Data in this report are provisional and subject to change.

Data in this summary pertain to COVID-19 vaccines approved by the U.S. Food and Drug Administration and have been issued an Emergency Use Authorization (Janssen COVID-19 Vaccine, Moderna COVID-19 Vaccine and Pfizer-BioNTech COVID-19 Vaccine). These data summarize the number of people who have received either their first dose or have completed the series for a COVID-19 vaccine. **A person can only be counted in one category, first dose or series complete.** For persons receiving Moderna or Pfizer vaccines, once they receive their second dose, they are moved from the first dose column to the series completed column. **Because of this, the total first dose category may show a change from report to report not matching the total receiving their first dose from the previous day.** Persons receiving Johnson & Johnson vaccines will always be counted in the series completed column.

COVID-19 doses for vaccinated persons in Florida	
Doses administered	4,587
People receiving one dose of a 1-dose series (Johnson & Johnson) or receiving only one dose of a 2-dose series (Moderna, Pfizer) count once. Persons receiving both doses of a 2-dose series count twice.	

Current status of persons vaccinated for COVID-19 in Florida	
Total people vaccinated	2,635
First dose	683
Series completed	1,952
Completed 1-dose series	0
Completed 2-dose series	1,952
First dose: current number of people who have only received their first dose of the Moderna or Pfizer vaccine.	
Series complete: current number of people who have received both Moderna or Pfizer vaccine doses or one Johnson & Johnson dose and are considered fully immunized.	

Demographic summary	First dose	Series complete	Total people vaccinated
Age group	683	1,952	2,635
16-24 years	11	8	19
25-34 years	22	23	45
35-44 years	31	36	67
45-54 years	47	71	118
55-64 years	101	121	222
65-74 years	292	1,060	1,352
75-84 years	152	489	641
85+ years	27	144	171
Race	683	1,952	2,635
White	555	1,777	2,332
Black	43	91	134
American Indian/Alaskan	3	5	8
Other	47	37	84
Unknown	35	42	77
Other race includes Asian, native Hawaiian/Pacific Islander, or other.			
Ethnicity	683	1,952	2,635
Hispanic	8	10	18
Non-Hispanic	371	1,514	1,885
Unknown	304	428	732
Gender	683	1,952	2,635
Female	373	1,022	1,395
Male	310	930	1,240
Unknown	0	0	0



COVID-19: Hamilton County vaccine summary

Vaccination data through Mar 6, 2021 as of Mar 7, 2021 at 12:05 AM

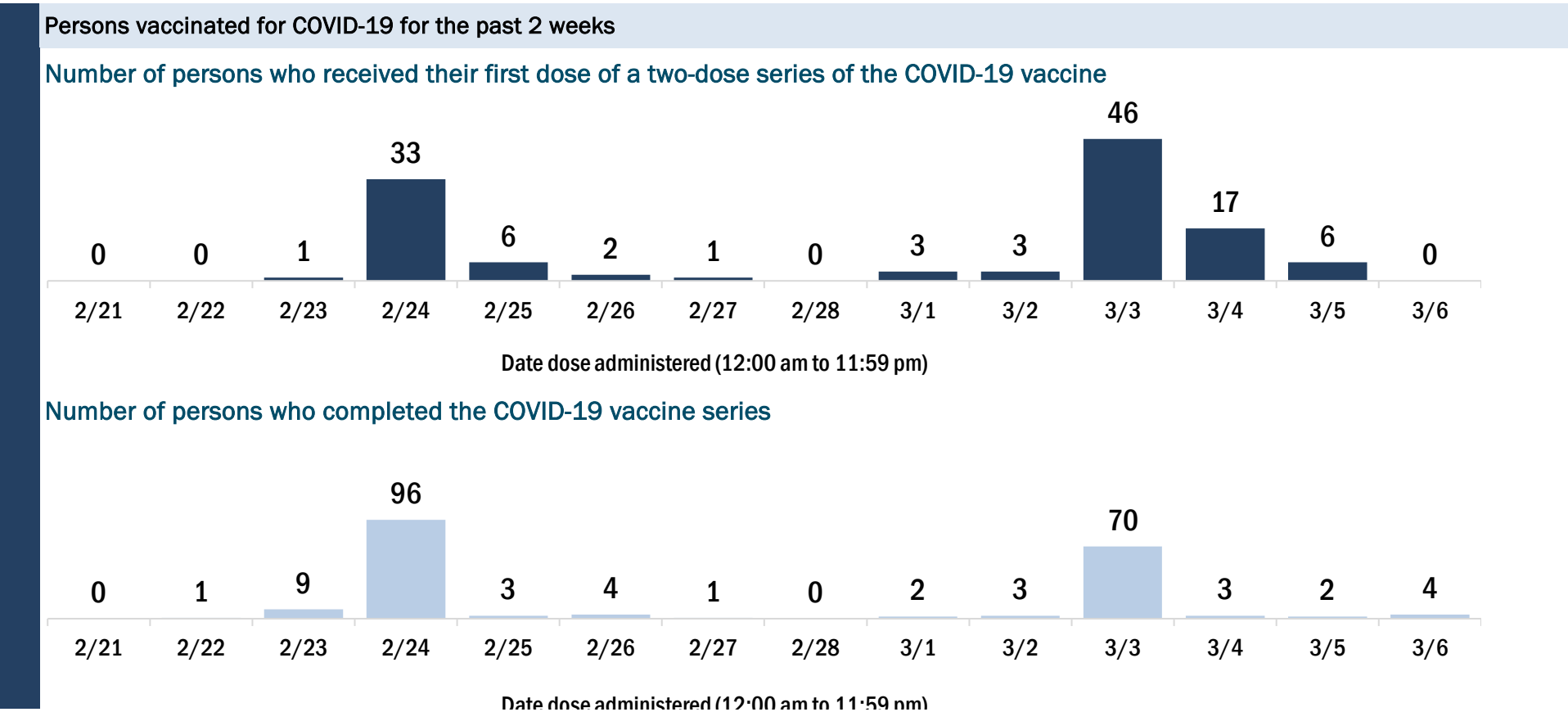
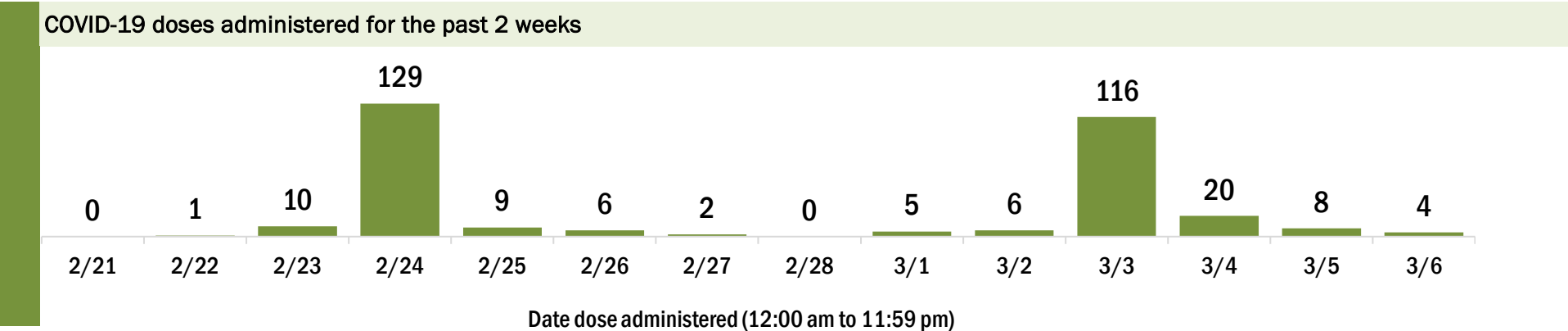
Data in this report are provisional and subject to change.

Data in this summary pertain to COVID-19 vaccines approved by the U.S. Food and Drug Administration and have been issued an Emergency Use Authorization (Janssen COVID-19 Vaccine, Moderna COVID-19 Vaccine and Pfizer-BioNTech COVID-19 Vaccine). These data summarize the number of people who have received either their first dose or have completed the series for a COVID-19 vaccine. **A person can only be counted in one category, first dose or series complete.** For persons receiving Moderna or Pfizer vaccines, once they receive their second dose, they are moved from the first dose column to the series completed column. **Because of this, the total first dose category may show a change from report to report not matching the total receiving their first dose from the previous day.** Persons receiving Johnson & Johnson vaccines will always be counted in the series completed column.

COVID-19 doses for vaccinated persons in Florida	
Doses administered	2,713
People receiving one dose of a 1-dose series (Johnson & Johnson) or receiving only one dose of a 2-dose series (Moderna, Pfizer) count once. Persons receiving both doses of a 2-dose series count twice.	

Current status of persons vaccinated for COVID-19 in Florida	
Total people vaccinated	1,555
First dose	397
Series completed	1,158
Completed 1-dose series	0
Completed 2-dose series	1,158
First dose: current number of people who have only received their first dose of the Moderna or Pfizer vaccine.	
Series complete: current number of people who have received both Moderna or Pfizer vaccine doses or one Johnson & Johnson dose and are considered fully immunized.	

Demographic summary	First dose	Series complete	Total people vaccinated
Age group	397	1,158	1,555
16-24 years	3	6	9
25-34 years	5	13	18
35-44 years	15	21	36
45-54 years	33	27	60
55-64 years	56	44	100
65-74 years	168	624	792
75-84 years	81	345	426
85+ years	36	78	114
Race	397	1,158	1,555
White	181	697	878
Black	76	193	269
American Indian/Alaskan	0	0	0
Other	83	98	181
Unknown	57	170	227
Other race includes Asian, native Hawaiian/Pacific Islander, or other.			
Ethnicity	397	1,158	1,555
Hispanic	6	7	13
Non-Hispanic	215	518	733
Unknown	176	633	809
Gender	397	1,158	1,555
Female	239	628	867
Male	158	530	688
Unknown	0	0	0



COVID-19: Hardee County vaccine summary

Vaccination data through Mar 6, 2021 as of Mar 7, 2021 at 12:05 AM

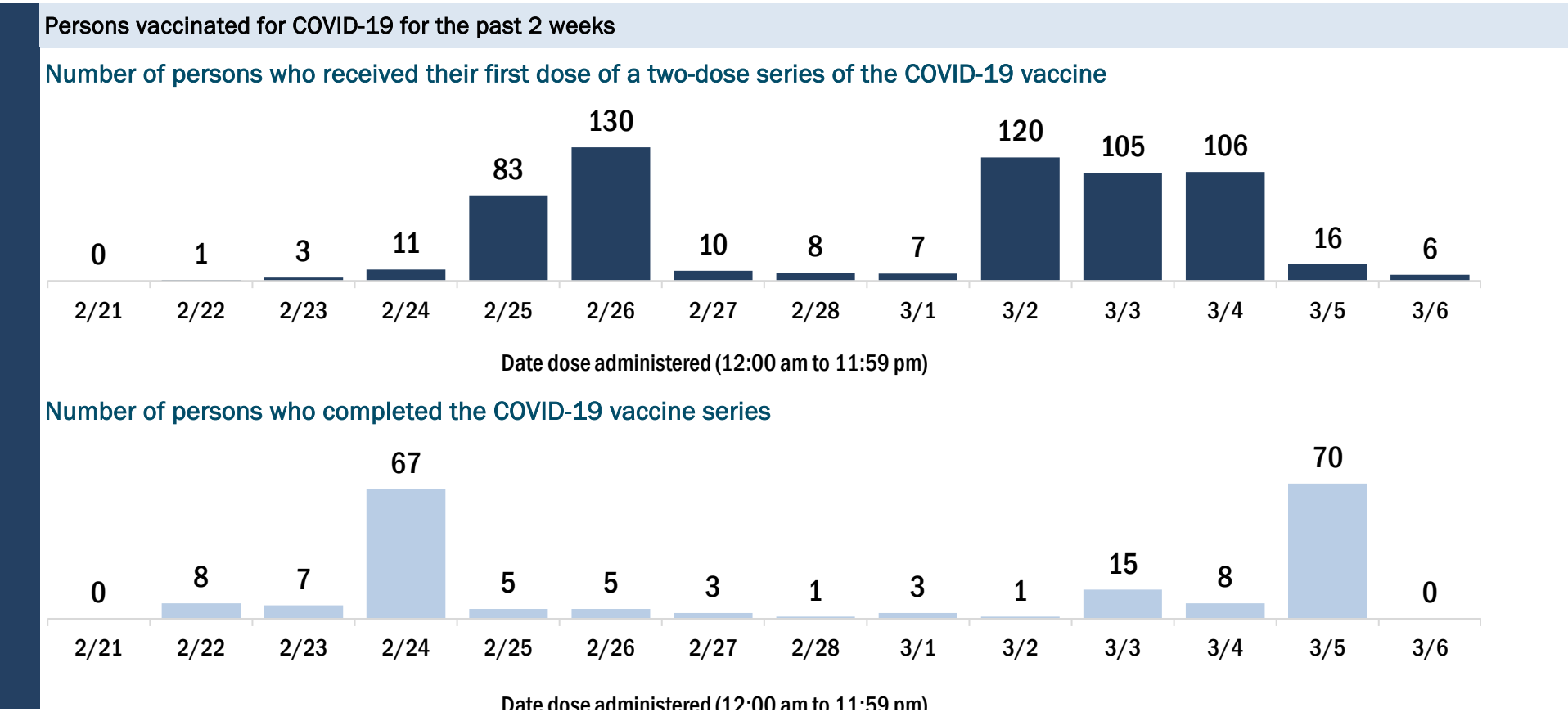
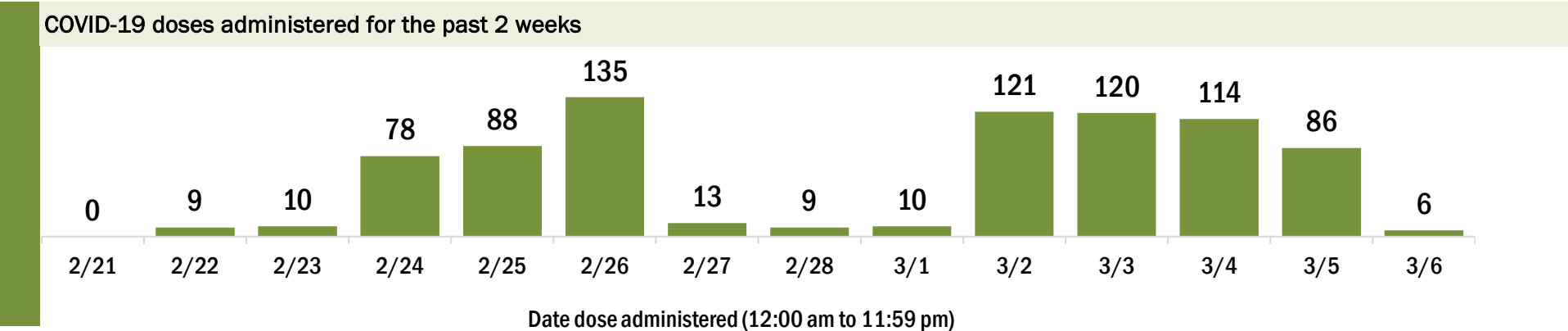
Data in this report are provisional and subject to change.

Data in this summary pertain to COVID-19 vaccines approved by the U.S. Food and Drug Administration and have been issued an Emergency Use Authorization (Janssen COVID-19 Vaccine, Moderna COVID-19 Vaccine and Pfizer-BioNTech COVID-19 Vaccine). These data summarize the number of people who have received either their first dose or have completed the series for a COVID-19 vaccine. **A person can only be counted in one category, first dose or series complete.** For persons receiving Moderna or Pfizer vaccines, once they receive their second dose, they are moved from the first dose column to the series completed column. **Because of this, the total first dose category may show a change from report to report not matching the total receiving their first dose from the previous day.** Persons receiving Johnson & Johnson vaccines will always be counted in the series completed column.

COVID-19 doses for vaccinated persons in Florida	
Doses administered	3,763
People receiving one dose of a 1-dose series (Johnson & Johnson) or receiving only one dose of a 2-dose series (Moderna, Pfizer) count once. Persons receiving both doses of a 2-dose series count twice.	

Current status of persons vaccinated for COVID-19 in Florida	
Total people vaccinated	2,417
First dose	1,071
Series completed	1,346
Completed 1-dose series	0
Completed 2-dose series	1,346
First dose: current number of people who have only received their first dose of the Moderna or Pfizer vaccine.	
Series complete: current number of people who have received both Moderna or Pfizer vaccine doses or one Johnson & Johnson dose and are considered fully immunized.	

Demographic summary	First dose	Series complete	Total people vaccinated
Age group	1,071	1,346	2,417
16-24 years	9	12	21
25-34 years	16	40	56
35-44 years	18	44	62
45-54 years	23	57	80
55-64 years	63	84	147
65-74 years	513	566	1,079
75-84 years	338	415	753
85+ years	91	128	219
Race	1,071	1,346	2,417
White	815	936	1,751
Black	21	28	49
American Indian/Alaskan	2	8	10
Other	148	297	445
Unknown	85	77	162
Other race includes Asian, native Hawaiian/Pacific Islander, or other.			
Ethnicity	1,071	1,346	2,417
Hispanic	46	104	150
Non-Hispanic	502	641	1,143
Unknown	523	601	1,124
Gender	1,071	1,346	2,417
Female	591	748	1,339
Male	479	598	1,077
Unknown	1	0	1



COVID-19: Hendry County vaccine summary

Vaccination data through Mar 6, 2021 as of Mar 7, 2021 at 12:05 AM

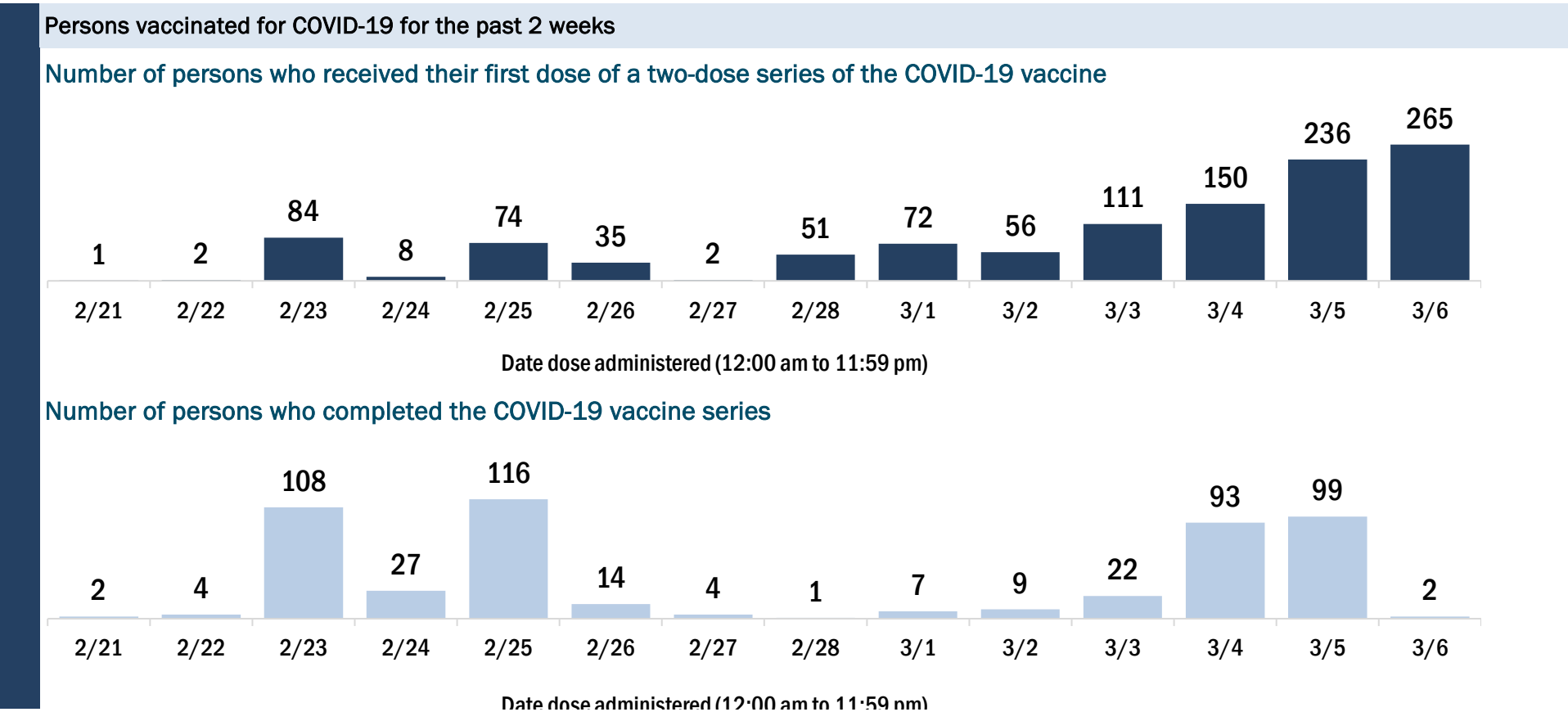
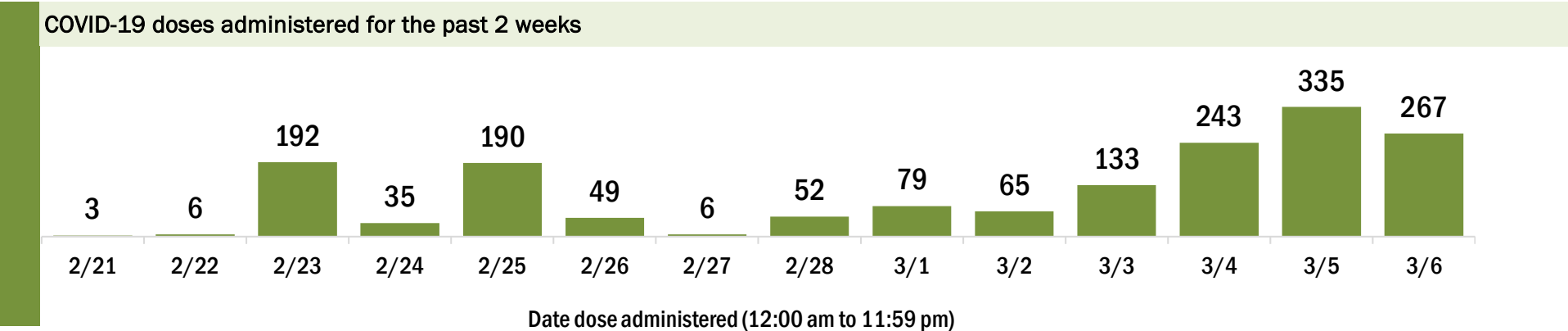
Data in this report are provisional and subject to change.

Data in this summary pertain to COVID-19 vaccines approved by the U.S. Food and Drug Administration and have been issued an Emergency Use Authorization (Janssen COVID-19 Vaccine, Moderna COVID-19 Vaccine and Pfizer-BioNTech COVID-19 Vaccine). These data summarize the number of people who have received either their first dose or have completed the series for a COVID-19 vaccine. **A person can only be counted in one category, first dose or series complete.** For persons receiving Moderna or Pfizer vaccines, once they receive their second dose, they are moved from the first dose column to the series completed column. **Because of this, the total first dose category may show a change from report to report not matching the total receiving their first dose from the previous day.** Persons receiving Johnson & Johnson vaccines will always be counted in the series completed column.

COVID-19 doses for vaccinated persons in Florida	
Doses administered	6,021
People receiving one dose of a 1-dose series (Johnson & Johnson) or receiving only one dose of a 2-dose series (Moderna, Pfizer) count once. Persons receiving both doses of a 2-dose series count twice.	

Current status of persons vaccinated for COVID-19 in Florida	
Total people vaccinated	3,835
First dose	1,648
Series completed	2,187
Completed 1-dose series	1
Completed 2-dose series	2,186
First dose: current number of people who have only received their first dose of the Moderna or Pfizer vaccine.	
Series complete: current number of people who have received both Moderna or Pfizer vaccine doses or one Johnson & Johnson dose and are considered fully immunized.	

Demographic summary	First dose	Series complete	Total people vaccinated
Age group	1,648	2,187	3,835
16-24 years	24	26	50
25-34 years	33	47	80
35-44 years	40	56	96
45-54 years	79	88	167
55-64 years	186	147	333
65-74 years	806	1,018	1,824
75-84 years	386	620	1,006
85+ years	94	185	279
Race	1,648	2,187	3,835
White	1,143	1,369	2,512
Black	86	152	238
American Indian/Alaskan	11	6	17
Other	220	407	627
Unknown	188	253	441
Other race includes Asian, native Hawaiian/Pacific Islander, or other.			
Ethnicity	1,648	2,187	3,835
Hispanic	270	292	562
Non-Hispanic	677	1,083	1,760
Unknown	701	812	1,513
Gender	1,648	2,187	3,835
Female	870	1,188	2,058
Male	778	999	1,777
Unknown	0	0	0



COVID-19: Hernando County vaccine summary

Vaccination data through Mar 6, 2021 as of Mar 7, 2021 at 12:05 AM

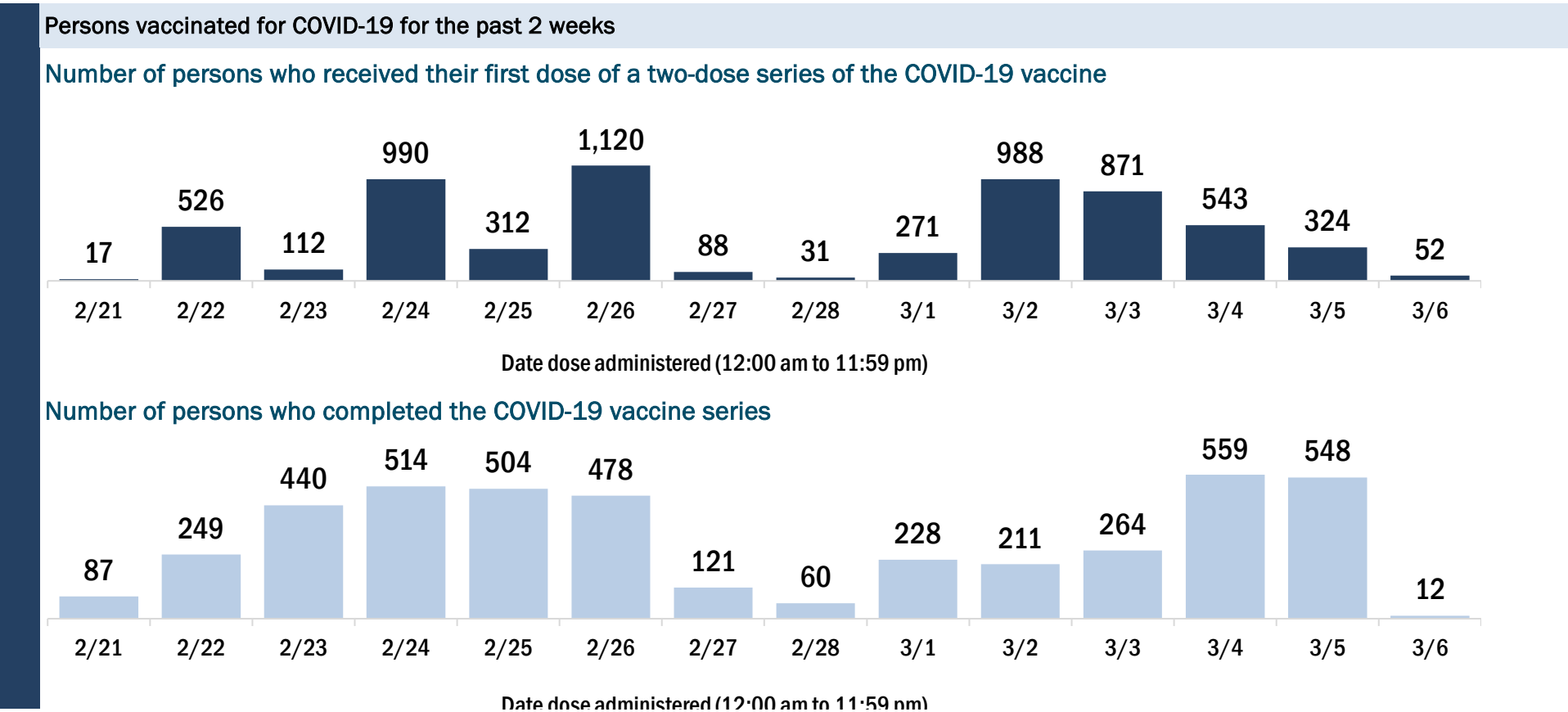
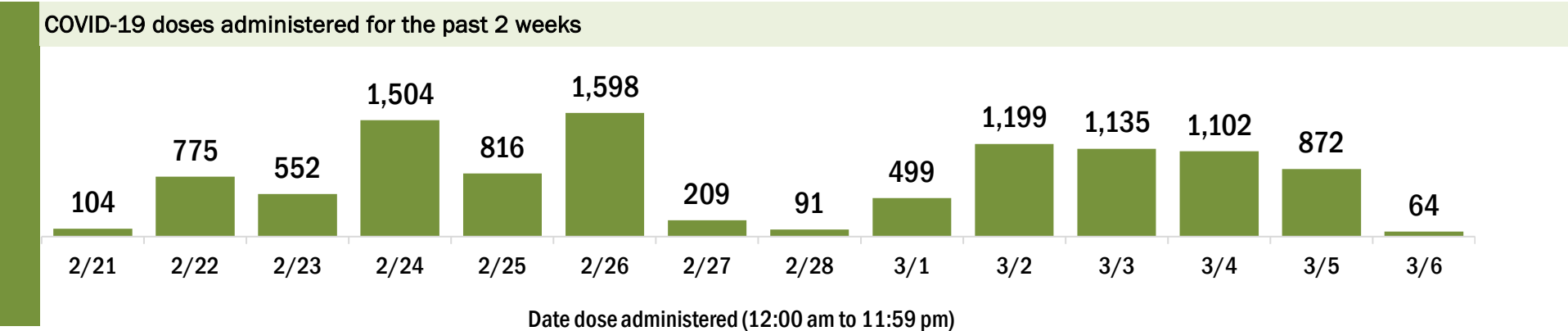
Data in this report are provisional and subject to change.

Data in this summary pertain to COVID-19 vaccines approved by the U.S. Food and Drug Administration and have been issued an Emergency Use Authorization (Janssen COVID-19 Vaccine, Moderna COVID-19 Vaccine and Pfizer-BioNTech COVID-19 Vaccine). These data summarize the number of people who have received either their first dose or have completed the series for a COVID-19 vaccine. **A person can only be counted in one category, first dose or series complete.** For persons receiving Moderna or Pfizer vaccines, once they receive their second dose, they are moved from the first dose column to the series completed column. **Because of this, the total first dose category may show a change from report to report not matching the total receiving their first dose from the previous day.** Persons receiving Johnson & Johnson vaccines will always be counted in the series completed column.

COVID-19 doses for vaccinated persons in Florida	
Doses administered	41,447
People receiving one dose of a 1-dose series (Johnson & Johnson) or receiving only one dose of a 2-dose series (Moderna, Pfizer) count once. Persons receiving both doses of a 2-dose series count twice.	

Current status of persons vaccinated for COVID-19 in Florida	
Total people vaccinated	28,375
First dose	15,284
Series completed	13,091
Completed 1-dose series	19
Completed 2-dose series	13,072
First dose: current number of people who have only received their first dose of the Moderna or Pfizer vaccine.	
Series complete: current number of people who have received both Moderna or Pfizer vaccine doses or one Johnson & Johnson dose and are considered fully immunized.	

Demographic summary	First dose	Series complete	Total people vaccinated
Age group	15,284	13,091	28,375
16-24 years	112	170	282
25-34 years	201	515	716
35-44 years	273	627	900
45-54 years	429	941	1,370
55-64 years	758	1,208	1,966
65-74 years	7,081	5,132	12,213
75-84 years	4,885	3,308	8,193
85+ years	1,545	1,190	2,735
Race	15,284	13,091	28,375
White	10,636	8,388	19,024
Black	222	383	605
American Indian/Alaskan	69	50	119
Other	821	1,531	2,352
Unknown	3,536	2,739	6,275
Other race includes Asian, native Hawaiian/Pacific Islander, or other.			
Ethnicity	15,284	13,091	28,375
Hispanic	464	451	915
Non-Hispanic	7,366	6,599	13,965
Unknown	7,454	6,041	13,495
Gender	15,284	13,091	28,375
Female	8,694	7,788	16,482
Male	6,542	5,285	11,827
Unknown	48	18	66



COVID-19: Highlands County vaccine summary

Vaccination data through Mar 6, 2021 as of Mar 7, 2021 at 12:05 AM

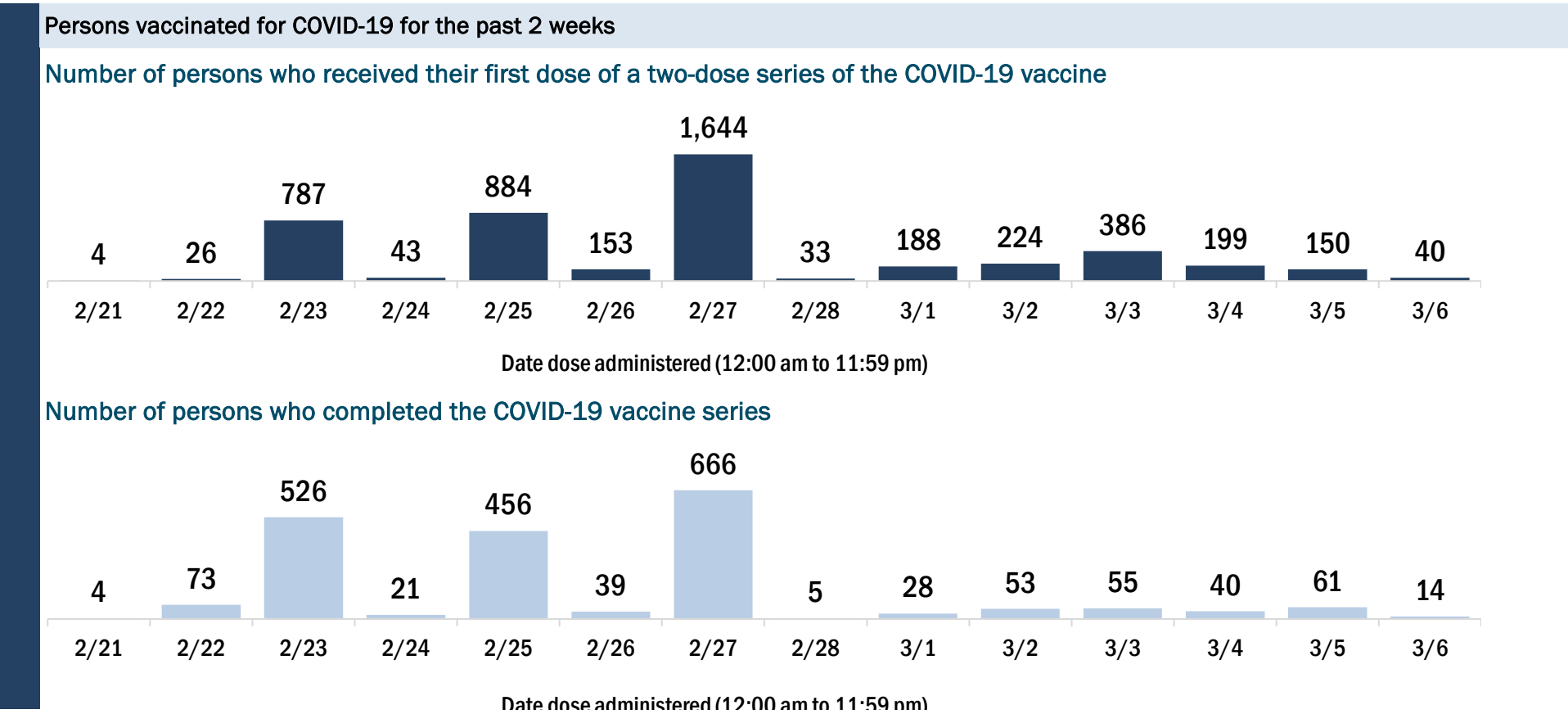
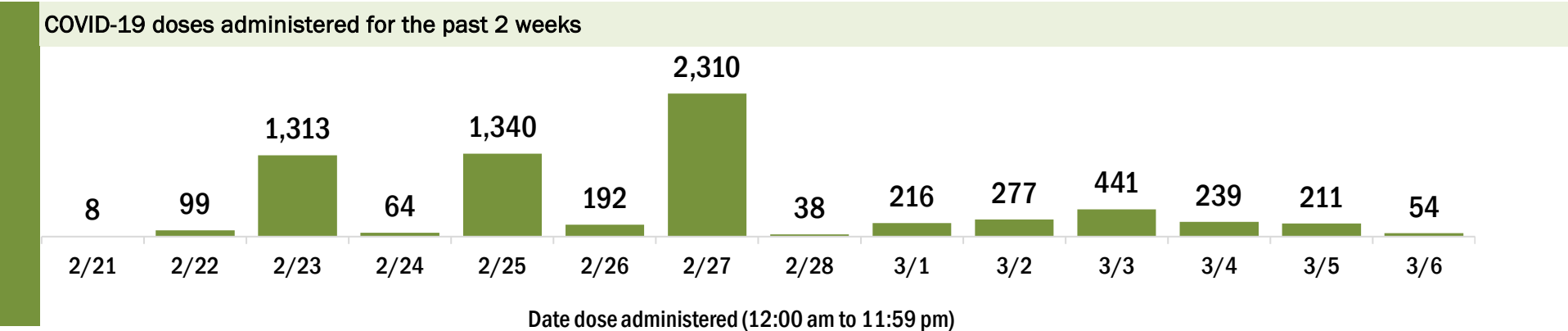
Data in this report are provisional and subject to change.

Data in this summary pertain to COVID-19 vaccines approved by the U.S. Food and Drug Administration and have been issued an Emergency Use Authorization (Janssen COVID-19 Vaccine, Moderna COVID-19 Vaccine and Pfizer-BioNTech COVID-19 Vaccine). These data summarize the number of people who have received either their first dose or have completed the series for a COVID-19 vaccine. **A person can only be counted in one category, first dose or series complete.** For persons receiving Moderna or Pfizer vaccines, once they receive their second dose, they are moved from the first dose column to the series completed column. **Because of this, the total first dose category may show a change from report to report not matching the total receiving their first dose from the previous day.** Persons receiving Johnson & Johnson vaccines will always be counted in the series completed column.

COVID-19 doses for vaccinated persons in Florida	
Doses administered	22,211
People receiving one dose of a 1-dose series (Johnson & Johnson) or receiving only one dose of a 2-dose series (Moderna, Pfizer) count once. Persons receiving both doses of a 2-dose series count twice.	

Current status of persons vaccinated for COVID-19 in Florida	
Total people vaccinated	16,458
First dose	10,699
Series completed	5,759
Completed 1-dose series	6
Completed 2-dose series	5,753
First dose: current number of people who have only received their first dose of the Moderna or Pfizer vaccine.	
Series complete: current number of people who have received both Moderna or Pfizer vaccine doses or one Johnson & Johnson dose and are considered fully immunized.	

Demographic summary	First dose	Series complete	Total people vaccinated
Age group	10,699	5,759	16,458
16-24 years	28	50	78
25-34 years	71	169	240
35-44 years	91	250	341
45-54 years	127	355	482
55-64 years	320	516	836
65-74 years	4,910	2,252	7,162
75-84 years	4,088	1,608	5,696
85+ years	1,064	559	1,623
Race	10,699	5,759	16,458
White	8,995	4,226	13,221
Black	148	177	325
American Indian/Alaskan	93	37	130
Other	372	769	1,141
Unknown	1,091	550	1,641
Other race includes Asian, native Hawaiian/Pacific Islander, or other.			
Ethnicity	10,699	5,759	16,458
Hispanic	364	230	594
Non-Hispanic	6,613	3,563	10,176
Unknown	3,722	1,966	5,688
Gender	10,699	5,759	16,458
Female	5,640	3,279	8,919
Male	5,035	2,477	7,512
Unknown	24	3	27



COVID-19: Hillsborough County vaccine summary

Vaccination data through Mar 6, 2021 as of Mar 7, 2021 at 12:05 AM

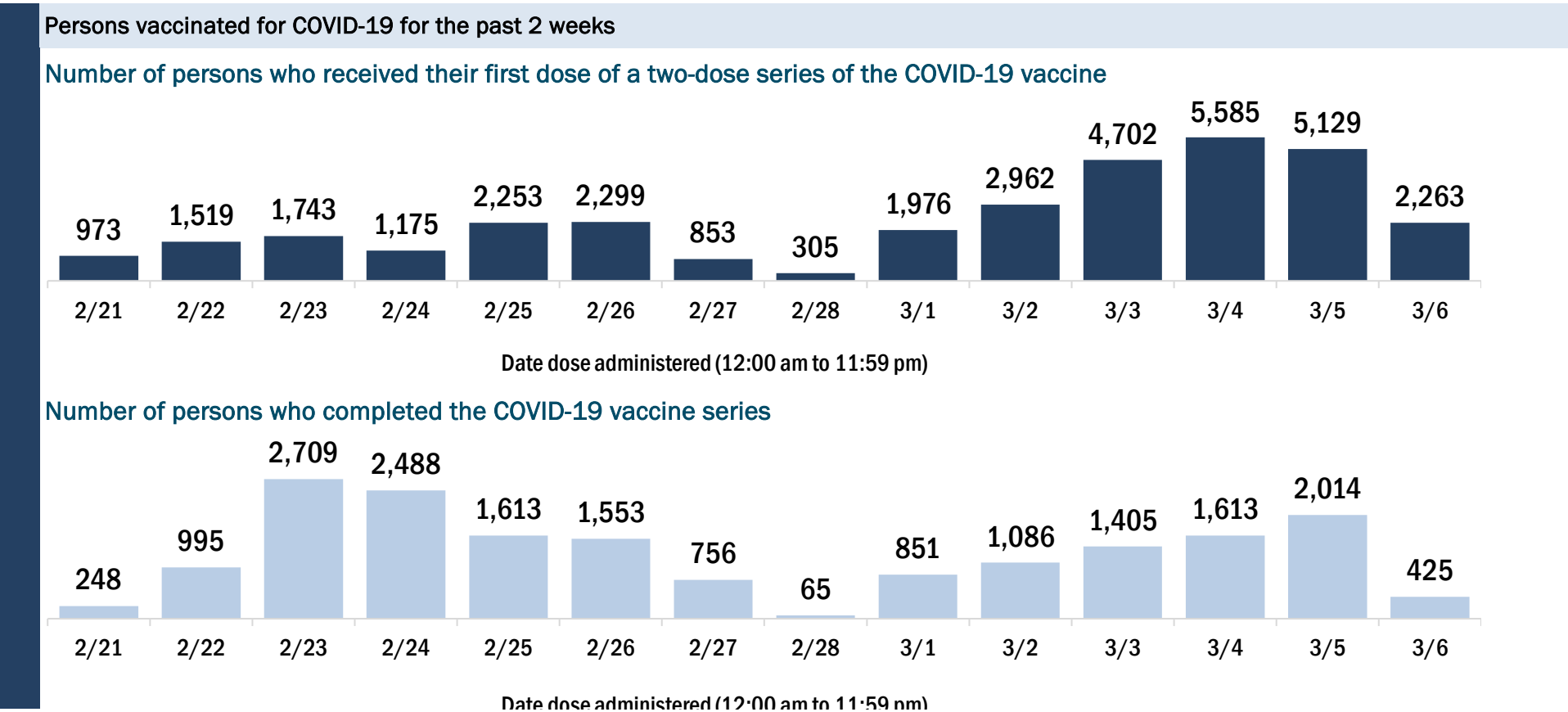
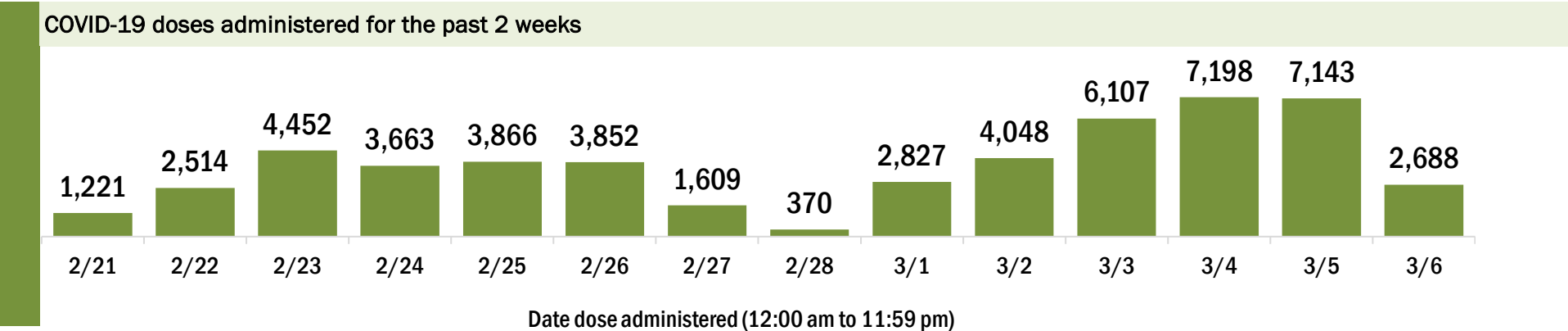
Data in this report are provisional and subject to change.

Data in this summary pertain to COVID-19 vaccines approved by the U.S. Food and Drug Administration and have been issued an Emergency Use Authorization (Janssen COVID-19 Vaccine, Moderna COVID-19 Vaccine and Pfizer-BioNTech COVID-19 Vaccine). These data summarize the number of people who have received either their first dose or have completed the series for a COVID-19 vaccine. **A person can only be counted in one category, first dose or series complete.** For persons receiving Moderna or Pfizer vaccines, once they receive their second dose, they are moved from the first dose column to the series completed column. **Because of this, the total first dose category may show a change from report to report not matching the total receiving their first dose from the previous day.** Persons receiving Johnson & Johnson vaccines will always be counted in the series completed column.

COVID-19 doses for vaccinated persons in Florida	
Doses administered	262,038
People receiving one dose of a 1-dose series (Johnson & Johnson) or receiving only one dose of a 2-dose series (Moderna, Pfizer) count once. Persons receiving both doses of a 2-dose series count twice.	

Current status of persons vaccinated for COVID-19 in Florida	
Total people vaccinated	173,231
First dose	83,581
Series completed	89,650
Completed 1-dose series	843
Completed 2-dose series	88,807
First dose: current number of people who have only received their first dose of the Moderna or Pfizer vaccine.	
Series complete: current number of people who have received both Moderna or Pfizer vaccine doses or one Johnson & Johnson dose and are considered fully immunized.	

Demographic summary	First dose	Series complete	Total people vaccinated
Age group	83,581	89,650	173,231
16-24 years	1,532	1,776	3,308
25-34 years	3,760	7,464	11,224
35-44 years	5,150	8,375	13,525
45-54 years	6,706	8,525	15,231
55-64 years	10,096	9,720	19,816
65-74 years	33,509	30,057	63,566
75-84 years	17,334	16,753	34,087
85+ years	5,494	6,980	12,474
Race	83,581	89,650	173,231
White	54,262	58,925	113,187
Black	6,218	5,958	12,176
American Indian/Alaskan	364	416	780
Other	9,420	15,869	25,289
Unknown	13,317	8,482	21,799
Other race includes Asian, native Hawaiian/Pacific Islander, or other.			
Ethnicity	83,581	89,650	173,231
Hispanic	8,543	9,317	17,860
Non-Hispanic	43,597	56,972	100,569
Unknown	31,441	23,361	54,802
Gender	83,581	89,650	173,231
Female	49,040	54,274	103,314
Male	34,249	35,315	69,564
Unknown	292	61	353



COVID-19: Holmes County vaccine summary

Vaccination data through Mar 6, 2021 as of Mar 7, 2021 at 12:05 AM

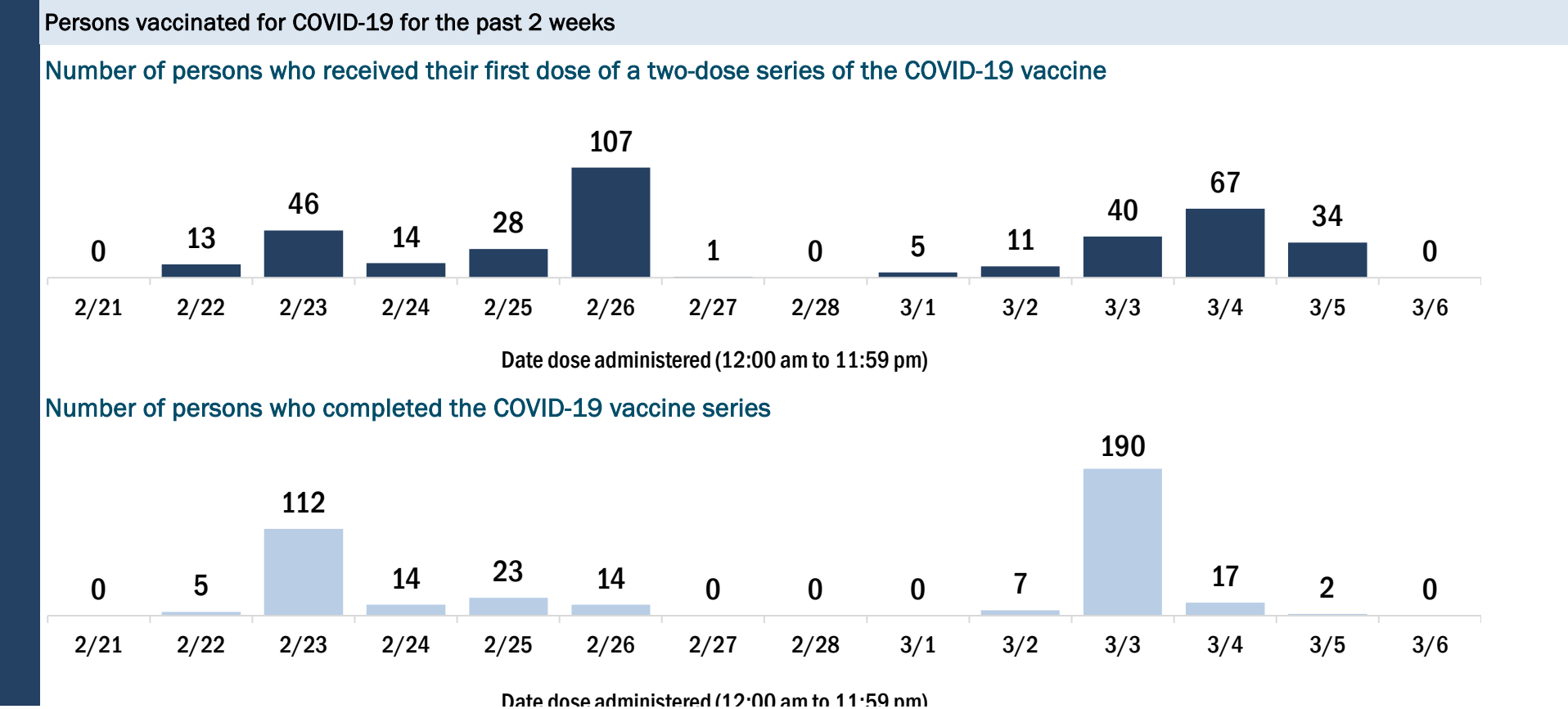
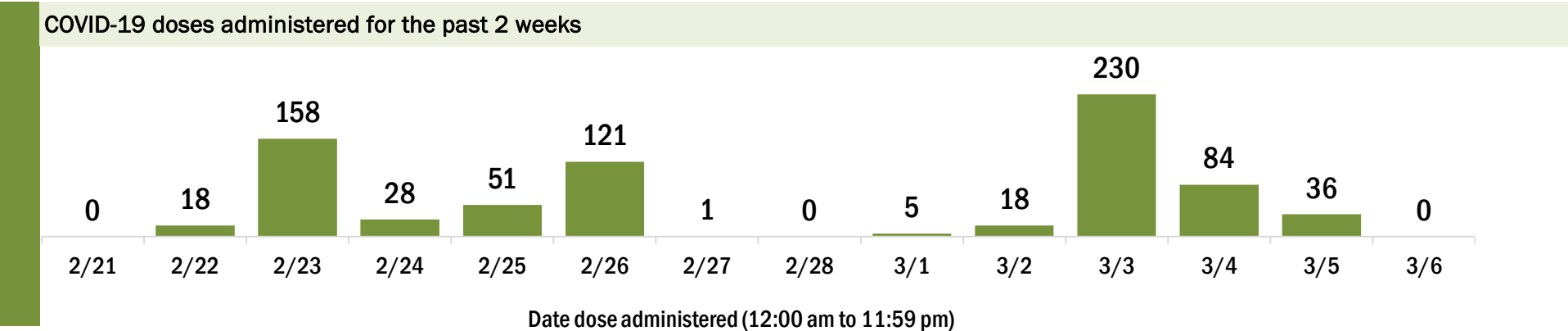
Data in this report are provisional and subject to change.

Data in this summary pertain to COVID-19 vaccines approved by the U.S. Food and Drug Administration and have been issued an Emergency Use Authorization (Janssen COVID-19 Vaccine, Moderna COVID-19 Vaccine and Pfizer-BioNTech COVID-19 Vaccine). These data summarize the number of people who have received either their first dose or have completed the series for a COVID-19 vaccine. **A person can only be counted in one category, first dose or series complete.** For persons receiving Moderna or Pfizer vaccines, once they receive their second dose, they are moved from the first dose column to the series completed column. **Because of this, the total first dose category may show a change from report to report not matching the total receiving their first dose from the previous day.** Persons receiving Johnson & Johnson vaccines will always be counted in the series completed column.

COVID-19 doses for vaccinated persons in Florida	
Doses administered	3,954
People receiving one dose of a 1-dose series (Johnson & Johnson) or receiving only one dose of a 2-dose series (Moderna, Pfizer) count once. Persons receiving both doses of a 2-dose series count twice.	

Current status of persons vaccinated for COVID-19 in Florida	
Total people vaccinated	2,439
First dose	924
Series completed	1,515
Completed 1-dose series	0
Completed 2-dose series	1,515
First dose: current number of people who have only received their first dose of the Moderna or Pfizer vaccine.	
Series complete: current number of people who have received both Moderna or Pfizer vaccine doses or one Johnson & Johnson dose and are considered fully immunized.	

Demographic summary	First dose	Series complete	Total people vaccinated
Age group	924	1,515	2,439
16-24 years	9	7	16
25-34 years	21	28	49
35-44 years	42	51	93
45-54 years	82	79	161
55-64 years	141	125	266
65-74 years	357	645	1,002
75-84 years	225	441	666
85+ years	47	139	186
Race	924	1,515	2,439
White	795	1,259	2,054
Black	29	51	80
American Indian/Alaskan	8	15	23
Other	39	147	186
Unknown	53	43	96
Other race includes Asian, native Hawaiian/Pacific Islander, or other.			
Ethnicity	924	1,515	2,439
Hispanic	5	10	15
Non-Hispanic	679	1,295	1,974
Unknown	240	210	450
Gender	924	1,515	2,439
Female	481	836	1,317
Male	442	679	1,121
Unknown	1	0	1



COVID-19: Indian River County vaccine summary

Vaccination data through Mar 6, 2021 as of Mar 7, 2021 at 12:05 AM

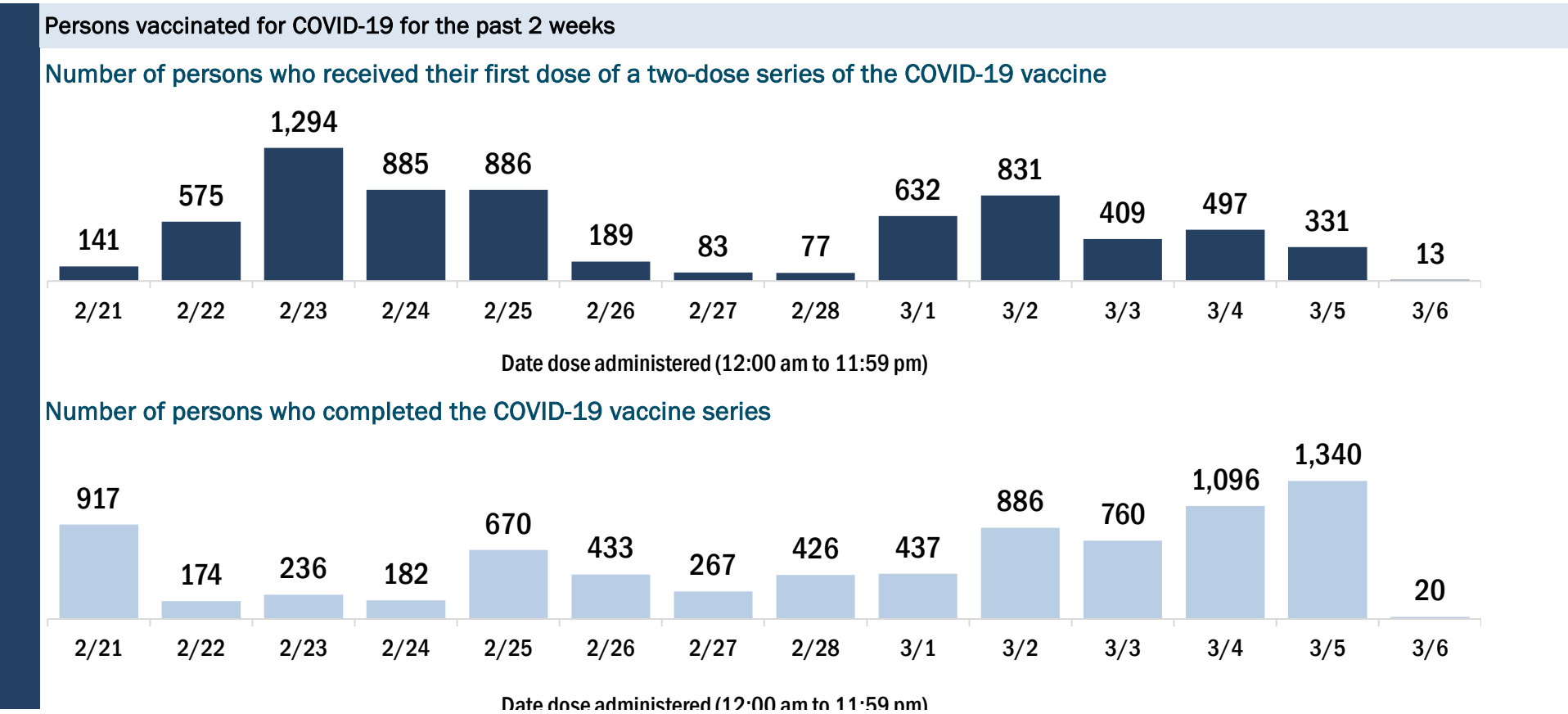
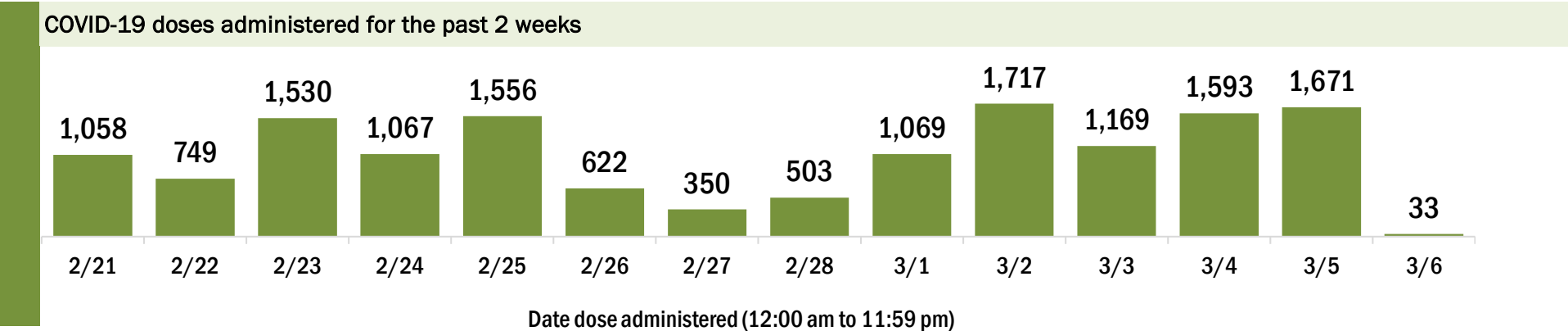
Data in this report are provisional and subject to change.

Data in this summary pertain to COVID-19 vaccines approved by the U.S. Food and Drug Administration and have been issued an Emergency Use Authorization (Janssen COVID-19 Vaccine, Moderna COVID-19 Vaccine and Pfizer-BioNTech COVID-19 Vaccine). These data summarize the number of people who have received either their first dose or have completed the series for a COVID-19 vaccine. **A person can only be counted in one category, first dose or series complete.** For persons receiving Moderna or Pfizer vaccines, once they receive their second dose, they are moved from the first dose column to the series completed column. **Because of this, the total first dose category may show a change from report to report not matching the total receiving their first dose from the previous day.** Persons receiving Johnson & Johnson vaccines will always be counted in the series completed column.

COVID-19 doses for vaccinated persons in Florida	
Doses administered	66,126
People receiving one dose of a 1-dose series (Johnson & Johnson) or receiving only one dose of a 2-dose series (Moderna, Pfizer) count once. Persons receiving both doses of a 2-dose series count twice.	

Current status of persons vaccinated for COVID-19 in Florida	
Total people vaccinated	43,012
First dose	19,895
Series completed	23,117
Completed 1-dose series	3
Completed 2-dose series	23,114
First dose: current number of people who have only received their first dose of the Moderna or Pfizer vaccine.	
Series complete: current number of people who have received both Moderna or Pfizer vaccine doses or one Johnson & Johnson dose and are considered fully immunized.	

Demographic summary	First dose	Series complete	Total people vaccinated
Age group	19,895	23,117	43,012
16-24 years	87	145	232
25-34 years	175	390	565
35-44 years	245	532	777
45-54 years	332	791	1,123
55-64 years	1,031	1,373	2,404
65-74 years	9,259	10,662	19,921
75-84 years	6,385	6,794	13,179
85+ years	2,381	2,430	4,811
Race	19,895	23,117	43,012
White	14,656	17,076	31,732
Black	440	574	1,014
American Indian/Alaskan	120	123	243
Other	901	2,212	3,113
Unknown	3,778	3,132	6,910
Other race includes Asian, native Hawaiian/Pacific Islander, or other.			
Ethnicity	19,895	23,117	43,012
Hispanic	349	429	778
Non-Hispanic	11,131	15,088	26,219
Unknown	8,415	7,600	16,015
Gender	19,895	23,117	43,012
Female	10,983	13,122	24,105
Male	8,880	9,987	18,867
Unknown	32	8	40



COVID-19: Jackson County vaccine summary

Vaccination data through Mar 6, 2021 as of Mar 7, 2021 at 12:05 AM

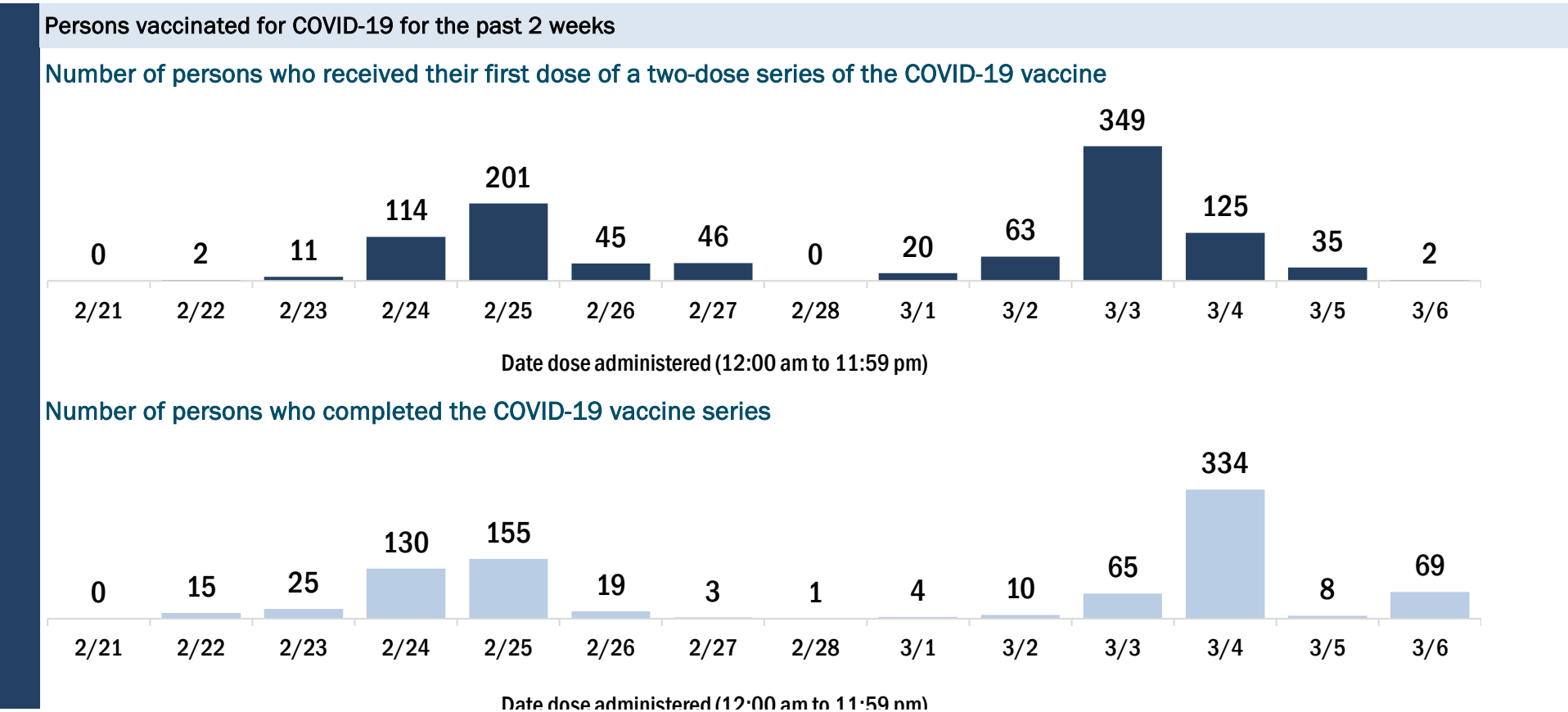
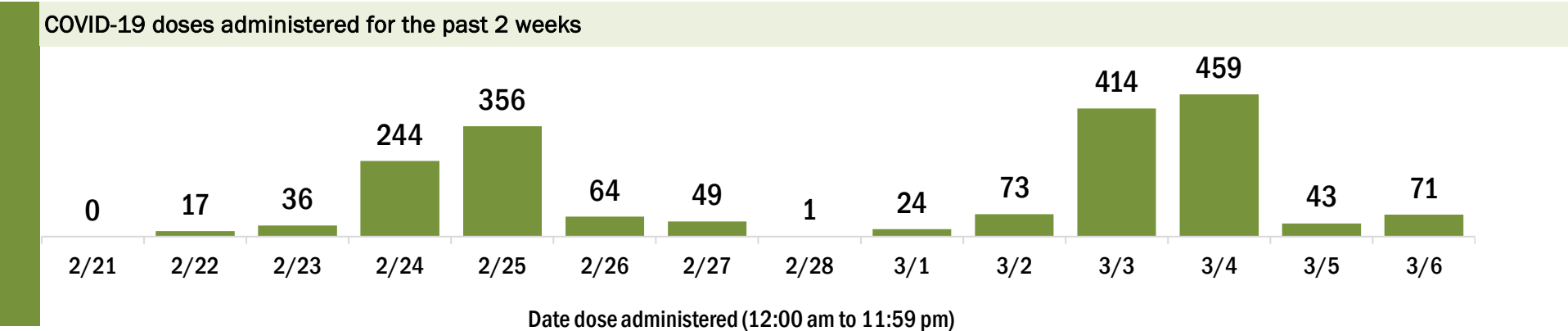
Data in this report are provisional and subject to change.

Data in this summary pertain to COVID-19 vaccines approved by the U.S. Food and Drug Administration and have been issued an Emergency Use Authorization (Janssen COVID-19 Vaccine, Moderna COVID-19 Vaccine and Pfizer-BioNTech COVID-19 Vaccine). These data summarize the number of people who have received either their first dose or have completed the series for a COVID-19 vaccine. **A person can only be counted in one category, first dose or series complete.** For persons receiving Moderna or Pfizer vaccines, once they receive their second dose, they are moved from the first dose column to the series completed column. **Because of this, the total first dose category may show a change from report to report not matching the total receiving their first dose from the previous day.** Persons receiving Johnson & Johnson vaccines will always be counted in the series completed column.

COVID-19 doses for vaccinated persons in Florida	
Doses administered	12,542
People receiving one dose of a 1-dose series (Johnson & Johnson) or receiving only one dose of a 2-dose series (Moderna, Pfizer) count once. Persons receiving both doses of a 2-dose series count twice.	

Current status of persons vaccinated for COVID-19 in Florida	
Total people vaccinated	7,682
First dose	2,753
Series completed	4,929
Completed 1-dose series	69
Completed 2-dose series	4,860
First dose: current number of people who have only received their first dose of the Moderna or Pfizer vaccine.	
Series complete: current number of people who have received both Moderna or Pfizer vaccine doses or one Johnson & Johnson dose and are considered fully immunized.	

Demographic summary	First dose	Series complete	Total people vaccinated
Age group	2,753	4,929	7,682
16-24 years	50	36	86
25-34 years	86	113	199
35-44 years	132	190	322
45-54 years	300	295	595
55-64 years	591	458	1,049
65-74 years	836	2,060	2,896
75-84 years	541	1,345	1,886
85+ years	217	432	649
Race	2,753	4,929	7,682
White	1,774	3,502	5,276
Black	576	762	1,338
American Indian/Alaskan	27	22	49
Other	95	234	329
Unknown	281	409	690
Other race includes Asian, native Hawaiian/Pacific Islander, or other.			
Ethnicity	2,753	4,929	7,682
Hispanic	38	29	67
Non-Hispanic	1,751	3,111	4,862
Unknown	964	1,789	2,753
Gender	2,753	4,929	7,682
Female	1,599	2,815	4,414
Male	1,152	2,114	3,266
Unknown	2	0	2



COVID-19: Jefferson County vaccine summary

Vaccination data through Mar 6, 2021 as of Mar 7, 2021 at 12:05 AM

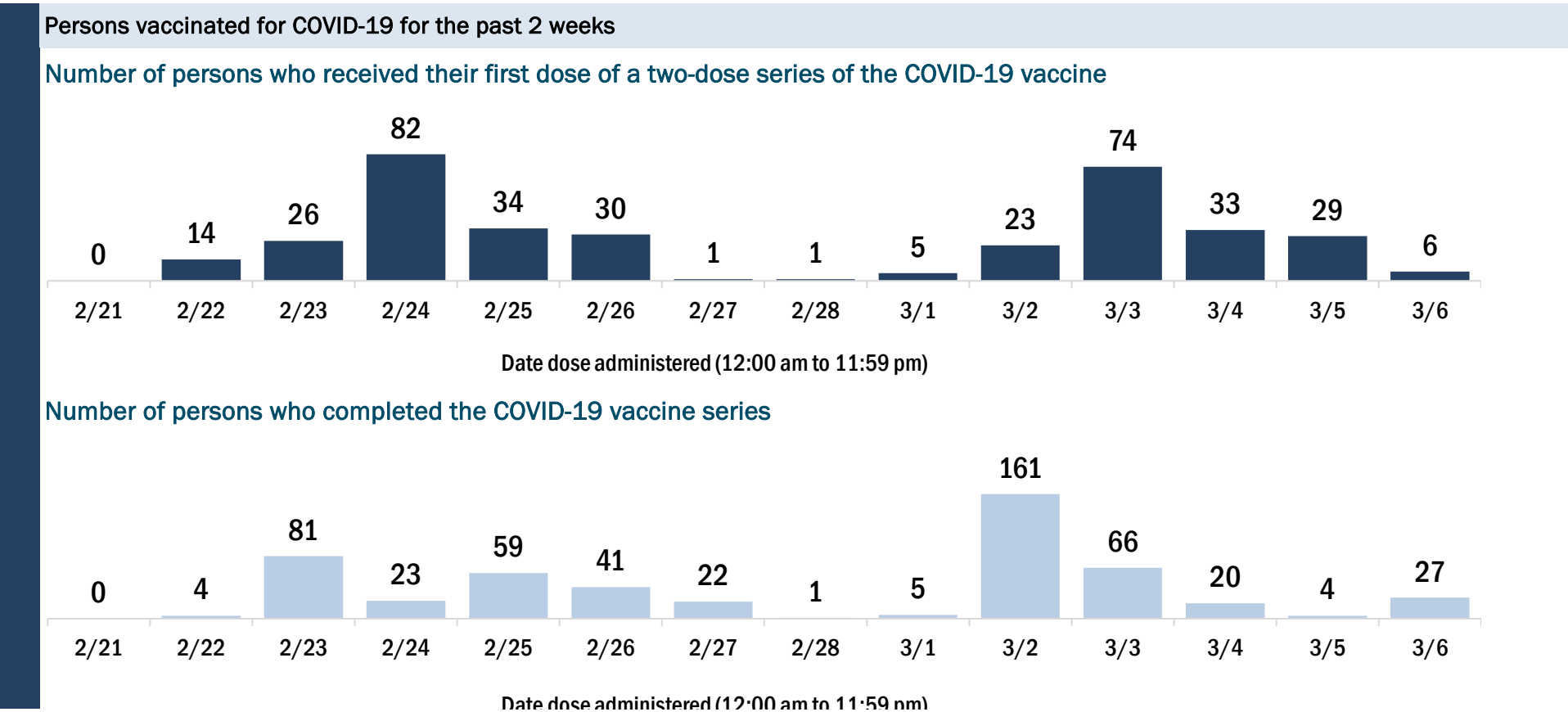
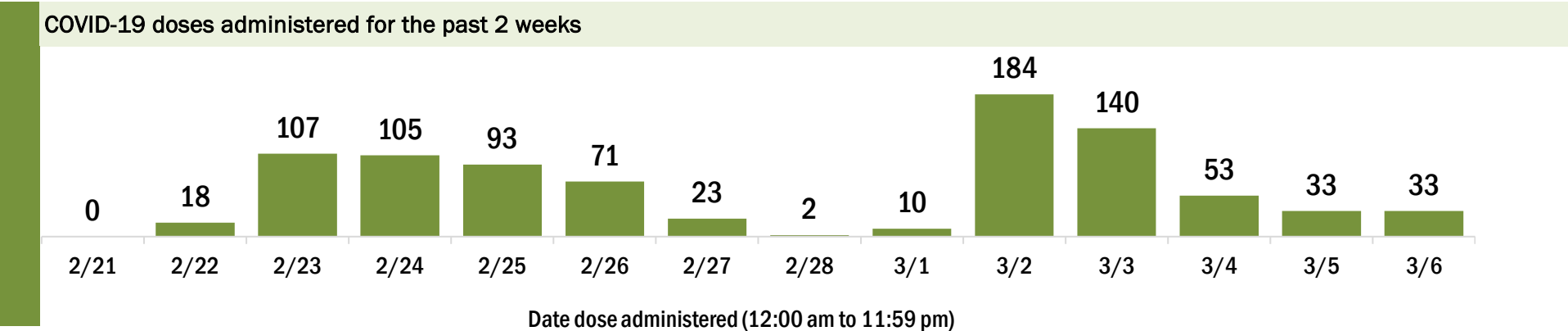
Data in this report are provisional and subject to change.

Data in this summary pertain to COVID-19 vaccines approved by the U.S. Food and Drug Administration and have been issued an Emergency Use Authorization (Janssen COVID-19 Vaccine, Moderna COVID-19 Vaccine and Pfizer-BioNTech COVID-19 Vaccine). These data summarize the number of people who have received either their first dose or have completed the series for a COVID-19 vaccine. **A person can only be counted in one category, first dose or series complete.** For persons receiving Moderna or Pfizer vaccines, once they receive their second dose, they are moved from the first dose column to the series completed column. **Because of this, the total first dose category may show a change from report to report not matching the total receiving their first dose from the previous day.** Persons receiving Johnson & Johnson vaccines will always be counted in the series completed column.

COVID-19 doses for vaccinated persons in Florida	
Doses administered	4,662
People receiving one dose of a 1-dose series (Johnson & Johnson) or receiving only one dose of a 2-dose series (Moderna, Pfizer) count once. Persons receiving both doses of a 2-dose series count twice.	

Current status of persons vaccinated for COVID-19 in Florida	
Total people vaccinated	2,707
First dose	752
Series completed	1,955
Completed 1-dose series	0
Completed 2-dose series	1,955
First dose: current number of people who have only received their first dose of the Moderna or Pfizer vaccine.	
Series complete: current number of people who have received both Moderna or Pfizer vaccine doses or one Johnson & Johnson dose and are considered fully immunized.	

Demographic summary	First dose	Series complete	Total people vaccinated
Age group	752	1,955	2,707
16-24 years	7	7	14
25-34 years	22	32	54
35-44 years	42	43	85
45-54 years	103	75	178
55-64 years	179	155	334
65-74 years	264	981	1,245
75-84 years	105	517	622
85+ years	30	145	175
Race	752	1,955	2,707
White	345	1,081	1,426
Black	205	302	507
American Indian/Alaskan	3	3	6
Other	106	362	468
Unknown	93	207	300
Other race includes Asian, native Hawaiian/Pacific Islander, or other.			
Ethnicity	752	1,955	2,707
Hispanic	12	12	24
Non-Hispanic	387	923	1,310
Unknown	353	1,020	1,373
Gender	752	1,955	2,707
Female	456	1,133	1,589
Male	296	822	1,118
Unknown	0	0	0



COVID-19: Lafayette County vaccine summary

Vaccination data through Mar 6, 2021 as of Mar 7, 2021 at 12:05 AM

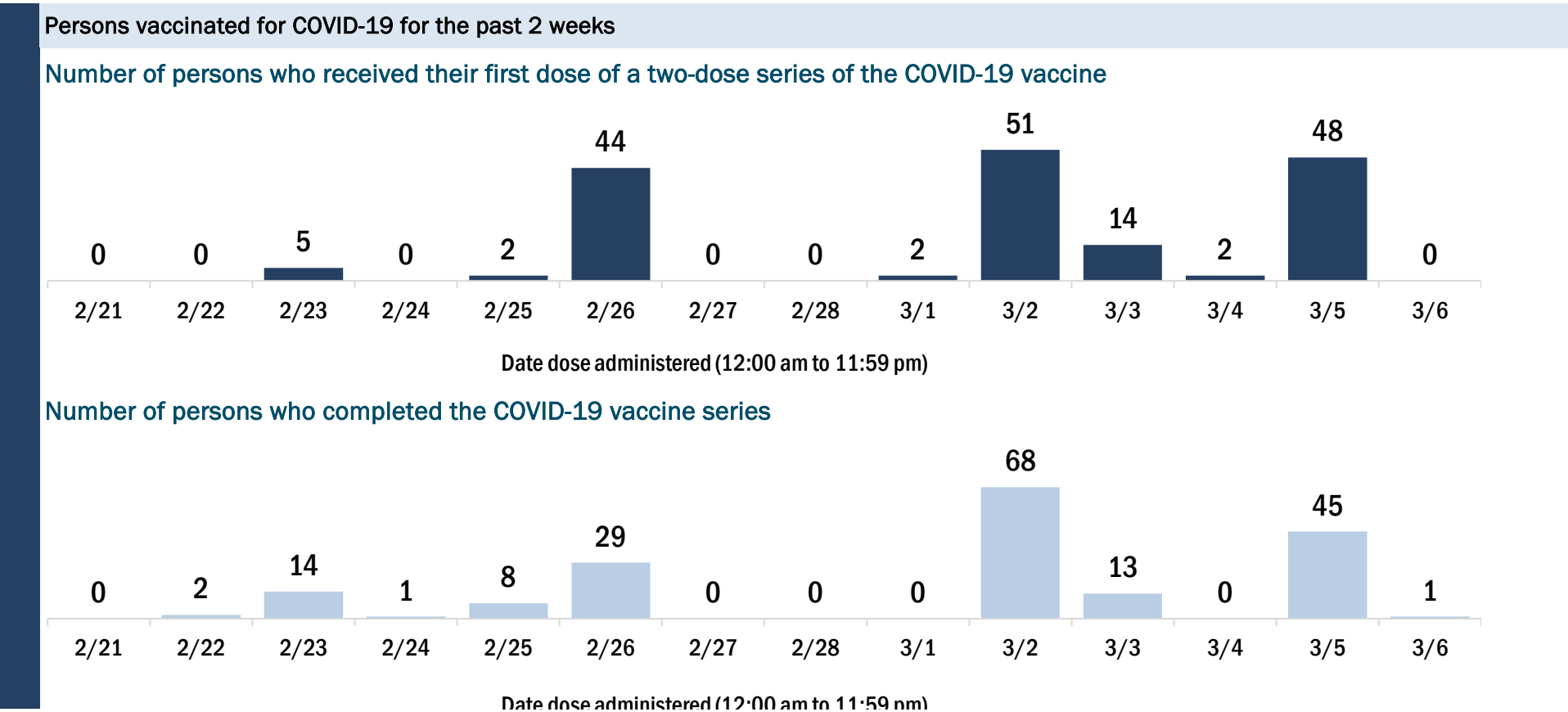
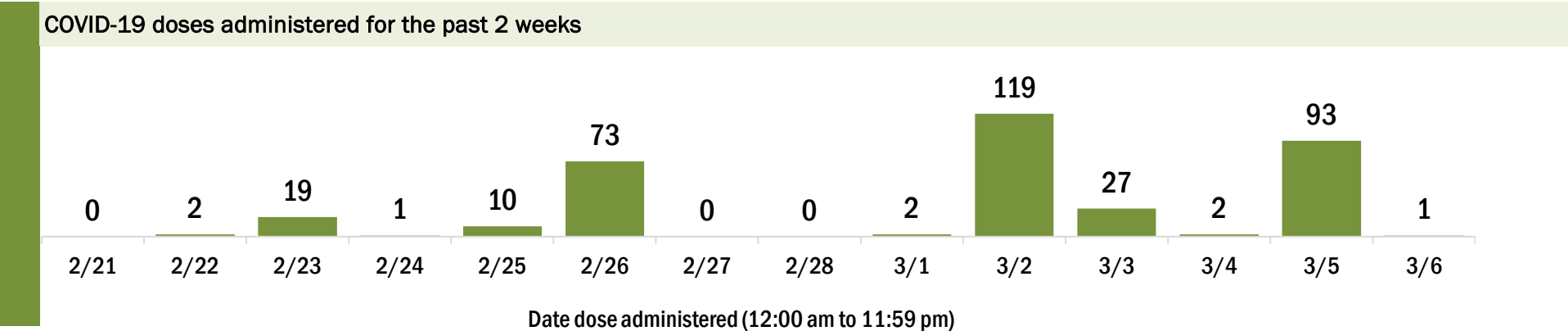
Data in this report are provisional and subject to change.

Data in this summary pertain to COVID-19 vaccines approved by the U.S. Food and Drug Administration and have been issued an Emergency Use Authorization (Janssen COVID-19 Vaccine, Moderna COVID-19 Vaccine and Pfizer-BioNTech COVID-19 Vaccine). These data summarize the number of people who have received either their first dose or have completed the series for a COVID-19 vaccine. **A person can only be counted in one category, first dose or series complete.** For persons receiving Moderna or Pfizer vaccines, once they receive their second dose, they are moved from the first dose column to the series completed column. **Because of this, the total first dose category may show a change from report to report not matching the total receiving their first dose from the previous day.** Persons receiving Johnson & Johnson vaccines will always be counted in the series completed column.

COVID-19 doses for vaccinated persons in Florida	
Doses administered	2,321
People receiving one dose of a 1-dose series (Johnson & Johnson) or receiving only one dose of a 2-dose series (Moderna, Pfizer) count once. Persons receiving both doses of a 2-dose series count twice.	

Current status of persons vaccinated for COVID-19 in Florida	
Total people vaccinated	1,417
First dose	513
Series completed	904
Completed 1-dose series	0
Completed 2-dose series	904
First dose: current number of people who have only received their first dose of the Moderna or Pfizer vaccine.	
Series complete: current number of people who have received both Moderna or Pfizer vaccine doses or one Johnson & Johnson dose and are considered fully immunized.	

Demographic summary	First dose	Series complete	Total people vaccinated
Age group	513	904	1,417
16-24 years	3	2	5
25-34 years	3	6	9
35-44 years	14	13	27
45-54 years	31	26	57
55-64 years	59	46	105
65-74 years	230	458	688
75-84 years	128	268	396
85+ years	45	85	130
Race	513	904	1,417
White	407	769	1,176
Black	16	21	37
American Indian/Alaskan	4	1	5
Other	16	58	74
Unknown	70	55	125
Other race includes Asian, native Hawaiian/Pacific Islander, or other.			
Ethnicity	513	904	1,417
Hispanic	17	5	22
Non-Hispanic	352	746	1,098
Unknown	144	153	297
Gender	513	904	1,417
Female	266	478	744
Male	246	426	672
Unknown	1	0	1



COVID-19: Lake County vaccine summary

Vaccination data through Mar 6, 2021 as of Mar 7, 2021 at 12:05 AM

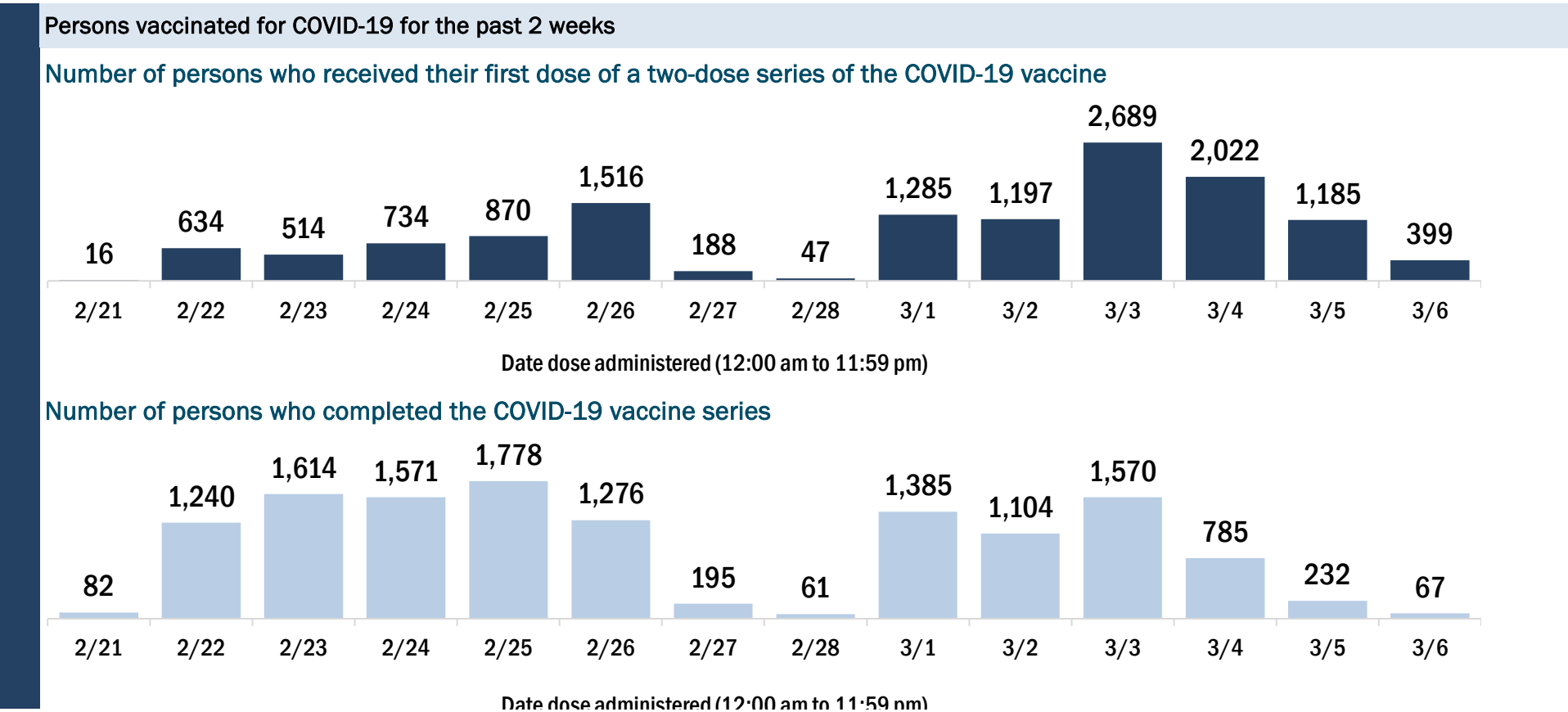
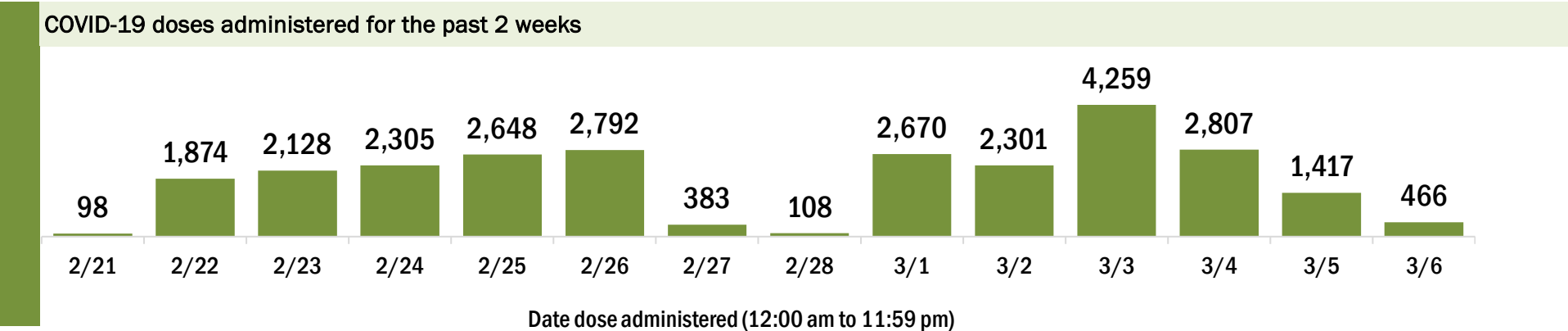
Data in this report are provisional and subject to change.

Data in this summary pertain to COVID-19 vaccines approved by the U.S. Food and Drug Administration and have been issued an Emergency Use Authorization (Janssen COVID-19 Vaccine, Moderna COVID-19 Vaccine and Pfizer-BioNTech COVID-19 Vaccine). These data summarize the number of people who have received either their first dose or have completed the series for a COVID-19 vaccine. **A person can only be counted in one category, first dose or series complete.** For persons receiving Moderna or Pfizer vaccines, once they receive their second dose, they are moved from the first dose column to the series completed column. **Because of this, the total first dose category may show a change from report to report not matching the total receiving their first dose from the previous day.** Persons receiving Johnson & Johnson vaccines will always be counted in the series completed column.

COVID-19 doses for vaccinated persons in Florida	
Doses administered	120,690
People receiving one dose of a 1-dose series (Johnson & Johnson) or receiving only one dose of a 2-dose series (Moderna, Pfizer) count once. Persons receiving both doses of a 2-dose series count twice.	

Current status of persons vaccinated for COVID-19 in Florida	
Total people vaccinated	75,050
First dose	29,315
Series completed	45,735
Completed 1-dose series	95
Completed 2-dose series	45,640
First dose: current number of people who have only received their first dose of the Moderna or Pfizer vaccine.	
Series complete: current number of people who have received both Moderna or Pfizer vaccine doses or one Johnson & Johnson dose and are considered fully immunized.	

Demographic summary	First dose	Series complete	Total people vaccinated
Age group	29,315	45,735	75,050
16-24 years	237	282	519
25-34 years	669	924	1,593
35-44 years	891	1,409	2,300
45-54 years	1,475	1,829	3,304
55-64 years	2,681	2,603	5,284
65-74 years	11,854	20,526	32,380
75-84 years	8,690	14,126	22,816
85+ years	2,818	4,036	6,854
Race	29,315	45,735	75,050
White	20,386	35,897	56,283
Black	1,393	1,675	3,068
American Indian/Alaskan	167	292	459
Other	2,066	4,728	6,794
Unknown	5,303	3,143	8,446
Other race includes Asian, native Hawaiian/Pacific Islander, or other.			
Ethnicity	29,315	45,735	75,050
Hispanic	1,051	1,756	2,807
Non-Hispanic	12,205	25,052	37,257
Unknown	16,059	18,927	34,986
Gender	29,315	45,735	75,050
Female	16,990	25,869	42,859
Male	12,186	19,842	32,028
Unknown	139	24	163



COVID-19: Lee County vaccine summary

Vaccination data through Mar 6, 2021 as of Mar 7, 2021 at 12:05 AM

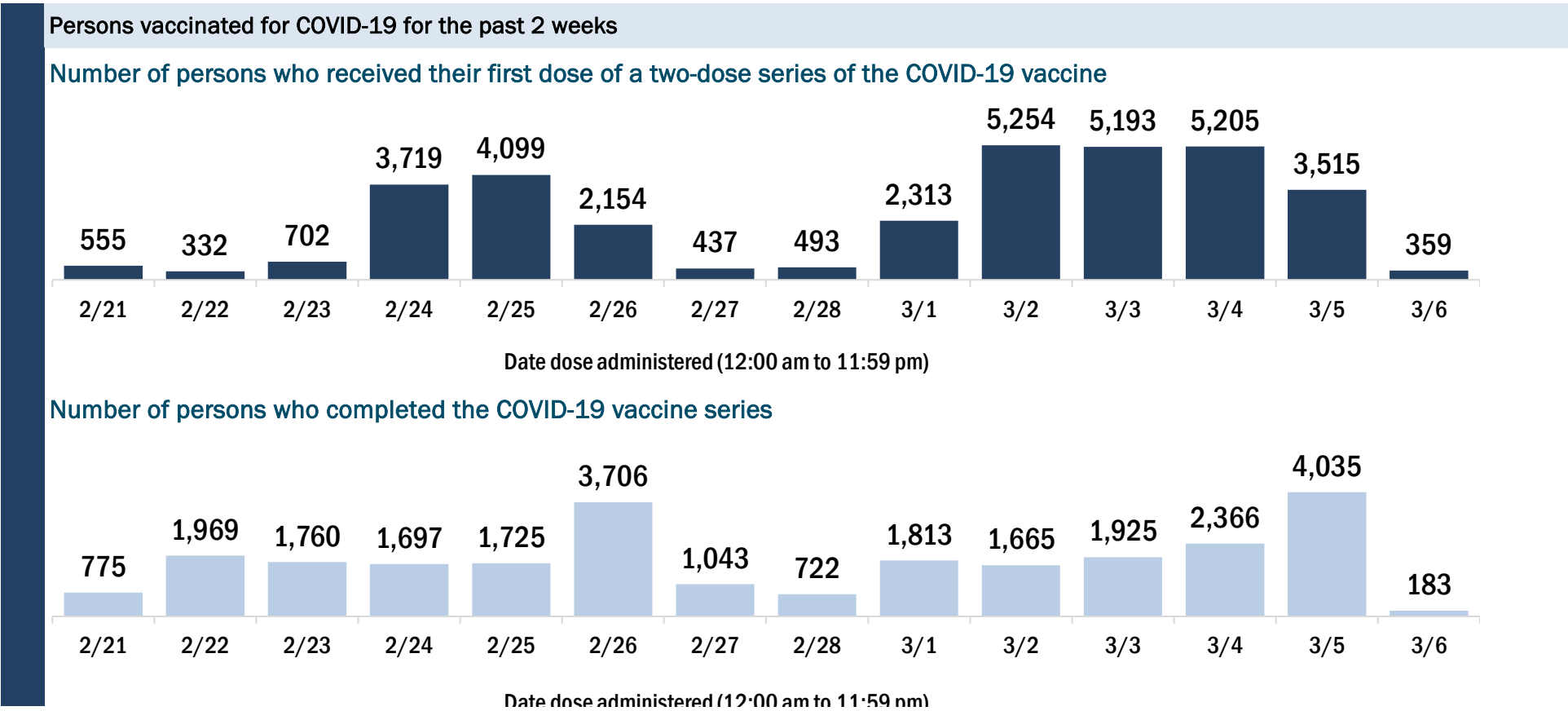
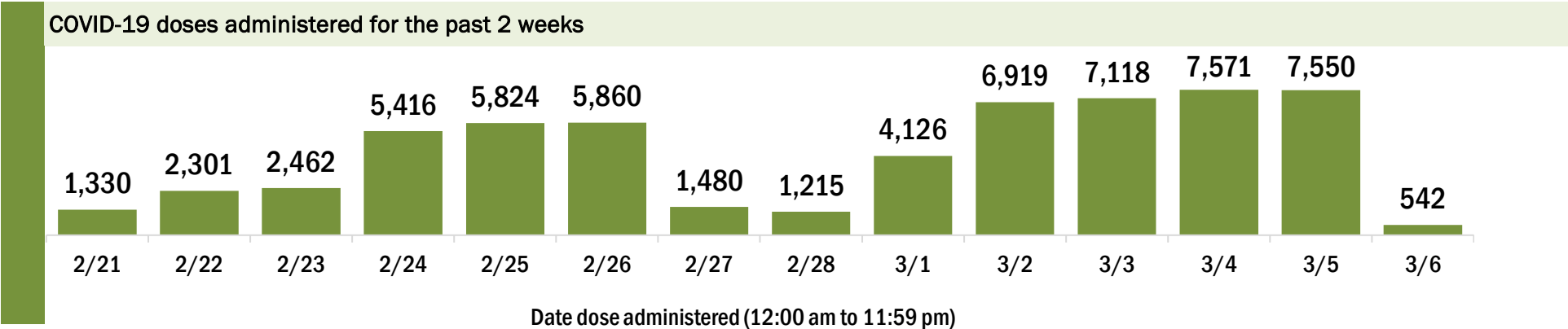
Data in this report are provisional and subject to change.

Data in this summary pertain to COVID-19 vaccines approved by the U.S. Food and Drug Administration and have been issued an Emergency Use Authorization (Janssen COVID-19 Vaccine, Moderna COVID-19 Vaccine and Pfizer-BioNTech COVID-19 Vaccine). These data summarize the number of people who have received either their first dose or have completed the series for a COVID-19 vaccine. **A person can only be counted in one category, first dose or series complete.** For persons receiving Moderna or Pfizer vaccines, once they receive their second dose, they are moved from the first dose column to the series completed column. **Because of this, the total first dose category may show a change from report to report not matching the total receiving their first dose from the previous day.** Persons receiving Johnson & Johnson vaccines will always be counted in the series completed column.

COVID-19 doses for vaccinated persons in Florida	
Doses administered	214,069
People receiving one dose of a 1-dose series (Johnson & Johnson) or receiving only one dose of a 2-dose series (Moderna, Pfizer) count once. Persons receiving both doses of a 2-dose series count twice.	

Current status of persons vaccinated for COVID-19 in Florida	
Total people vaccinated	140,100
First dose	66,089
Series completed	74,011
Completed 1-dose series	42
Completed 2-dose series	73,969
First dose: current number of people who have only received their first dose of the Moderna or Pfizer vaccine.	
Series complete: current number of people who have received both Moderna or Pfizer vaccine doses or one Johnson & Johnson dose and are considered fully immunized.	

Demographic summary	First dose	Series complete	Total people vaccinated
Age group	66,089	74,011	140,100
16-24 years	328	512	840
25-34 years	916	1,911	2,827
35-44 years	1,291	2,559	3,850
45-54 years	2,103	3,263	5,366
55-64 years	4,584	5,381	9,965
65-74 years	31,029	34,671	65,700
75-84 years	20,627	19,705	40,332
85+ years	5,211	6,009	11,220
Race	66,089	74,011	140,100
White	43,877	52,044	95,921
Black	1,507	1,215	2,722
American Indian/Alaskan	269	158	427
Other	3,405	5,792	9,197
Unknown	17,031	14,802	31,833
Other race includes Asian, native Hawaiian/Pacific Islander, or other.			
Ethnicity	66,089	74,011	140,100
Hispanic	2,342	2,589	4,931
Non-Hispanic	31,505	43,268	74,773
Unknown	32,242	28,154	60,396
Gender	66,089	74,011	140,100
Female	36,793	41,406	78,199
Male	29,159	32,358	61,517
Unknown	137	247	384



COVID-19: Leon County vaccine summary

Vaccination data through Mar 6, 2021 as of Mar 7, 2021 at 12:05 AM

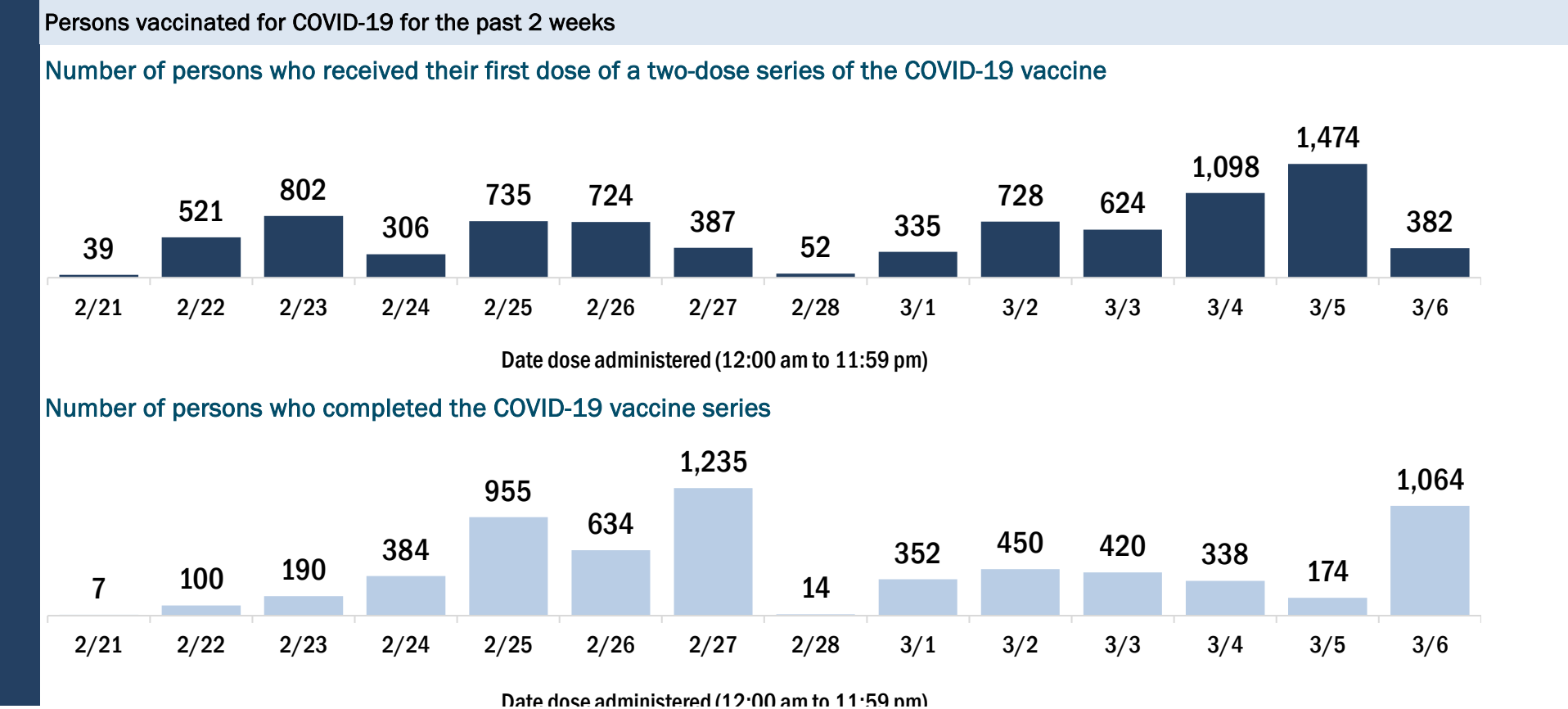
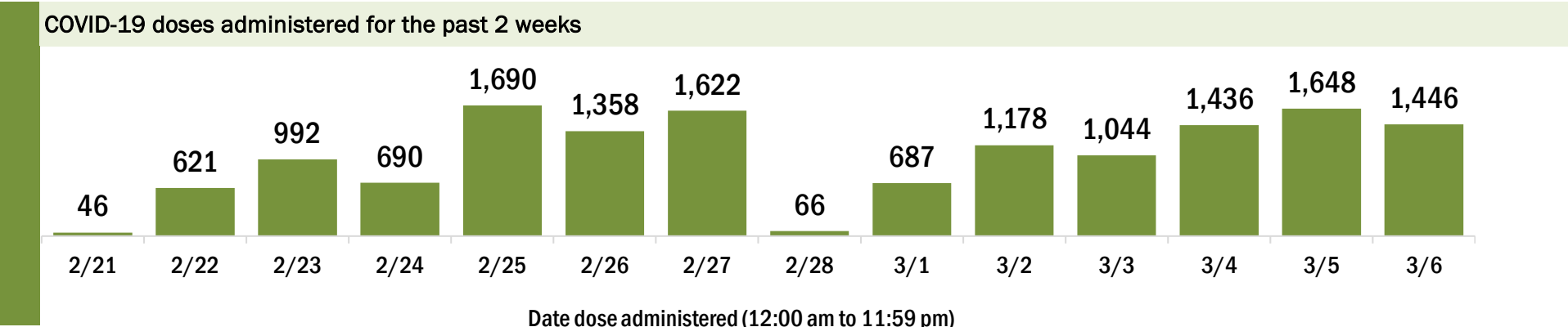
Data in this report are provisional and subject to change.

Data in this summary pertain to COVID-19 vaccines approved by the U.S. Food and Drug Administration and have been issued an Emergency Use Authorization (Janssen COVID-19 Vaccine, Moderna COVID-19 Vaccine and Pfizer-BioNTech COVID-19 Vaccine). These data summarize the number of people who have received either their first dose or have completed the series for a COVID-19 vaccine. **A person can only be counted in one category, first dose or series complete.** For persons receiving Moderna or Pfizer vaccines, once they receive their second dose, they are moved from the first dose column to the series completed column. **Because of this, the total first dose category may show a change from report to report not matching the total receiving their first dose from the previous day.** Persons receiving Johnson & Johnson vaccines will always be counted in the series completed column.

COVID-19 doses for vaccinated persons in Florida	
Doses administered	83,025
People receiving one dose of a 1-dose series (Johnson & Johnson) or receiving only one dose of a 2-dose series (Moderna, Pfizer) count once. Persons receiving both doses of a 2-dose series count twice.	

Current status of persons vaccinated for COVID-19 in Florida	
Total people vaccinated	50,487
First dose	17,937
Series completed	32,550
Completed 1-dose series	12
Completed 2-dose series	32,538
First dose: current number of people who have only received their first dose of the Moderna or Pfizer vaccine.	
Series complete: current number of people who have received both Moderna or Pfizer vaccine doses or one Johnson & Johnson dose and are considered fully immunized.	

Demographic summary	First dose	Series complete	Total people vaccinated
Age group	17,937	32,550	50,487
16-24 years	734	766	1,500
25-34 years	1,361	1,543	2,904
35-44 years	1,780	1,789	3,569
45-54 years	2,367	1,937	4,304
55-64 years	4,244	3,279	7,523
65-74 years	4,730	14,131	18,861
75-84 years	1,991	6,788	8,779
85+ years	730	2,317	3,047
Race	17,937	32,550	50,487
White	9,699	19,858	29,557
Black	3,226	3,366	6,592
American Indian/Alaskan	49	104	153
Other	2,639	6,864	9,503
Unknown	2,324	2,358	4,682
Other race includes Asian, native Hawaiian/Pacific Islander, or other.			
Ethnicity	17,937	32,550	50,487
Hispanic	691	900	1,591
Non-Hispanic	11,409	22,769	34,178
Unknown	5,837	8,881	14,718
Gender	17,937	32,550	50,487
Female	10,887	19,388	30,275
Male	7,042	13,145	20,187
Unknown	8	17	25



COVID-19: Levy County vaccine summary

Vaccination data through Mar 6, 2021 as of Mar 7, 2021 at 12:05 AM

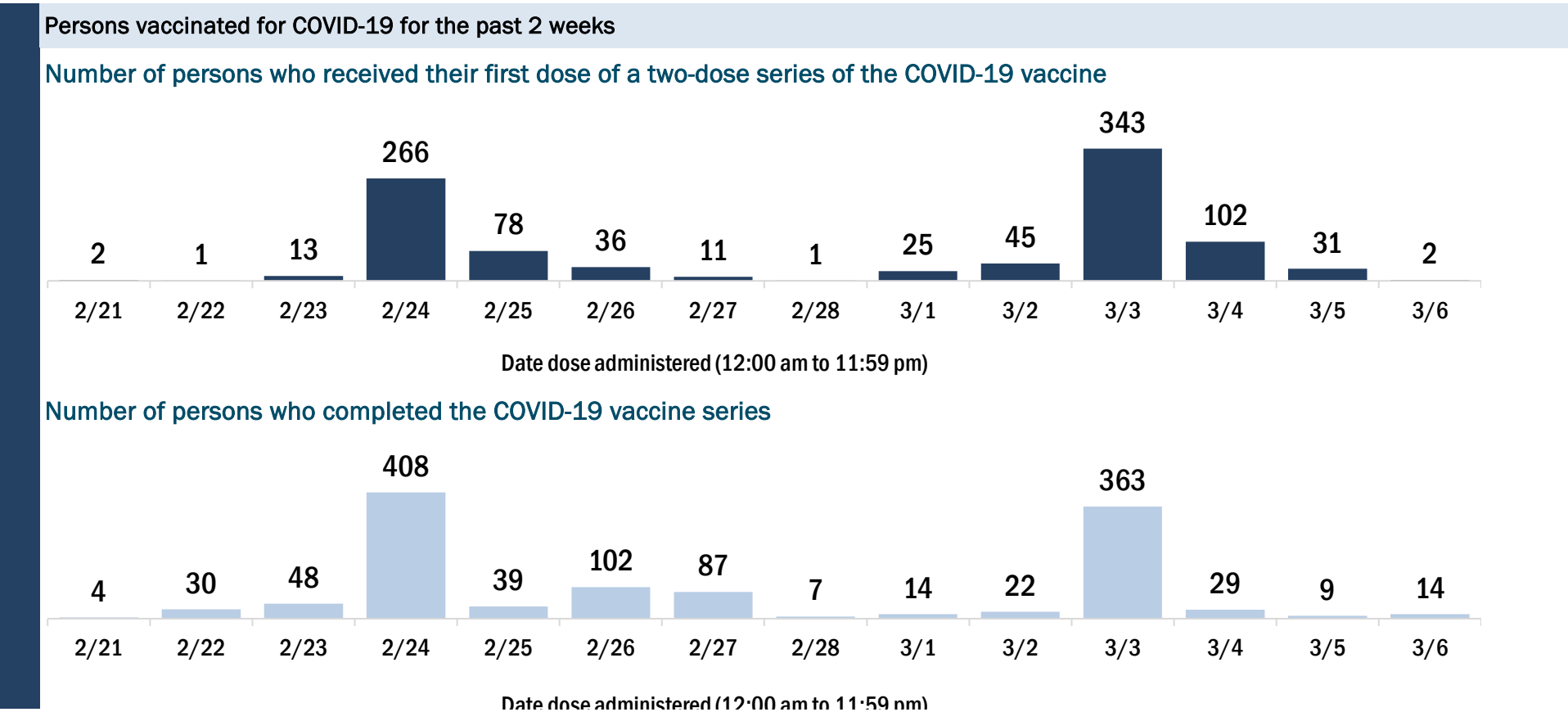
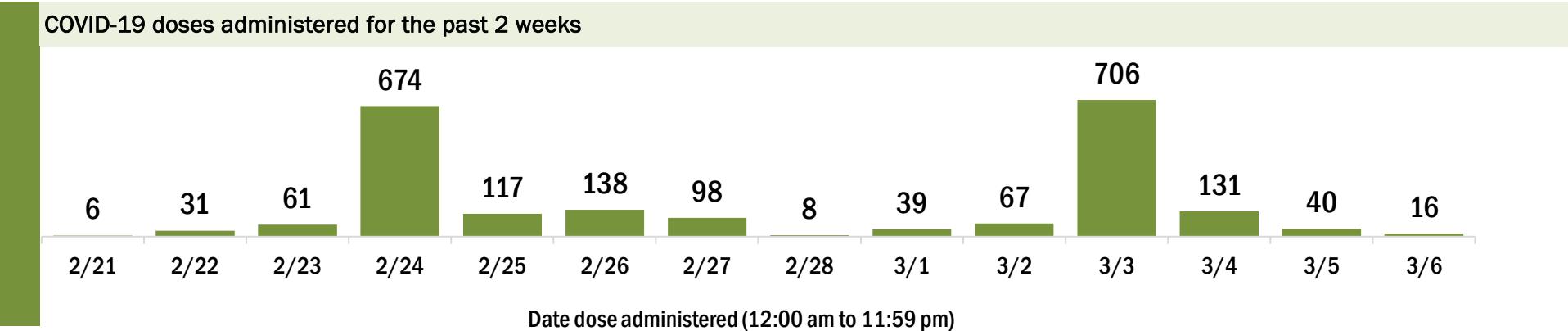
Data in this report are provisional and subject to change.

Data in this summary pertain to COVID-19 vaccines approved by the U.S. Food and Drug Administration and have been issued an Emergency Use Authorization (Janssen COVID-19 Vaccine, Moderna COVID-19 Vaccine and Pfizer-BioNTech COVID-19 Vaccine). These data summarize the number of people who have received either their first dose or have completed the series for a COVID-19 vaccine. **A person can only be counted in one category, first dose or series complete.** For persons receiving Moderna or Pfizer vaccines, once they receive their second dose, they are moved from the first dose column to the series completed column. **Because of this, the total first dose category may show a change from report to report not matching the total receiving their first dose from the previous day.** Persons receiving Johnson & Johnson vaccines will always be counted in the series completed column.

COVID-19 doses for vaccinated persons in Florida	
Doses administered	8,702
People receiving one dose of a 1-dose series (Johnson & Johnson) or receiving only one dose of a 2-dose series (Moderna, Pfizer) count once. Persons receiving both doses of a 2-dose series count twice.	

Current status of persons vaccinated for COVID-19 in Florida	
Total people vaccinated	5,493
First dose	2,284
Series completed	3,209
Completed 1-dose series	0
Completed 2-dose series	3,209
First dose: current number of people who have only received their first dose of the Moderna or Pfizer vaccine.	
Series complete: current number of people who have received both Moderna or Pfizer vaccine doses or one Johnson & Johnson dose and are considered fully immunized.	

Demographic summary	First dose	Series complete	Total people vaccinated
Age group	2,284	3,209	5,493
16-24 years	18	31	49
25-34 years	19	95	114
35-44 years	34	99	133
45-54 years	63	156	219
55-64 years	171	240	411
65-74 years	1,178	1,569	2,747
75-84 years	628	824	1,452
85+ years	173	195	368
Race	2,284	3,209	5,493
White	1,811	2,539	4,350
Black	142	144	286
American Indian/Alaskan	16	19	35
Other	117	194	311
Unknown	198	313	511
Other race includes Asian, native Hawaiian/Pacific Islander, or other.			
Ethnicity	2,284	3,209	5,493
Hispanic	57	60	117
Non-Hispanic	1,357	2,364	3,721
Unknown	870	785	1,655
Gender	2,284	3,209	5,493
Female	1,269	1,833	3,102
Male	1,014	1,376	2,390
Unknown	1	0	1



COVID-19: Liberty County vaccine summary

Vaccination data through Mar 6, 2021 as of Mar 7, 2021 at 12:05 AM

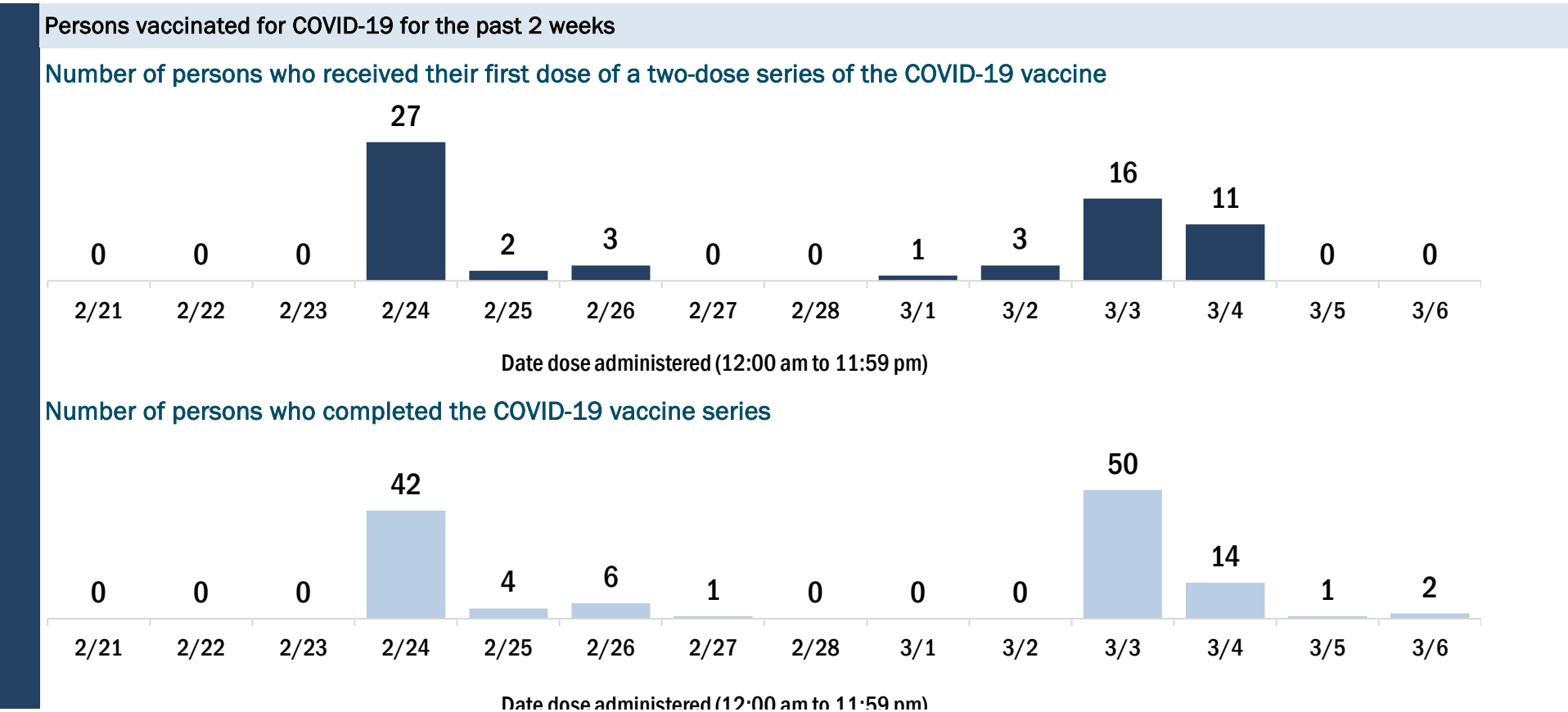
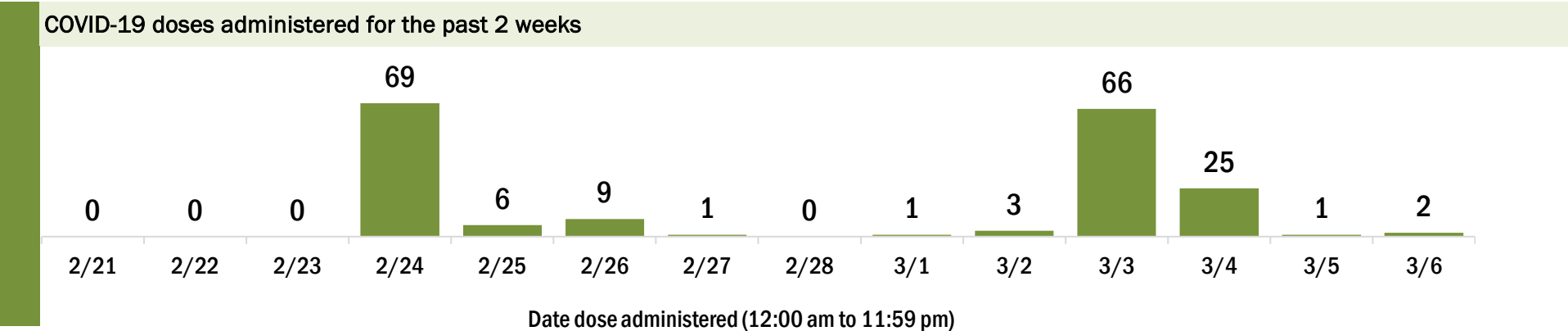
Data in this report are provisional and subject to change.

Data in this summary pertain to COVID-19 vaccines approved by the U.S. Food and Drug Administration and have been issued an Emergency Use Authorization (Janssen COVID-19 Vaccine, Moderna COVID-19 Vaccine and Pfizer-BioNTech COVID-19 Vaccine). These data summarize the number of people who have received either their first dose or have completed the series for a COVID-19 vaccine. **A person can only be counted in one category, first dose or series complete.** For persons receiving Moderna or Pfizer vaccines, once they receive their second dose, they are moved from the first dose column to the series completed column. **Because of this, the total first dose category may show a change from report to report not matching the total receiving their first dose from the previous day.** Persons receiving Johnson & Johnson vaccines will always be counted in the series completed column.

COVID-19 doses for vaccinated persons in Florida	
Doses administered	1,823
People receiving one dose of a 1-dose series (Johnson & Johnson) or receiving only one dose of a 2-dose series (Moderna, Pfizer) count once. Persons receiving both doses of a 2-dose series count twice.	

Current status of persons vaccinated for COVID-19 in Florida	
Total people vaccinated	1,059
First dose	295
Series completed	764
Completed 1-dose series	0
Completed 2-dose series	764
First dose: current number of people who have only received their first dose of the Moderna or Pfizer vaccine.	
Series complete: current number of people who have received both Moderna or Pfizer vaccine doses or one Johnson & Johnson dose and are considered fully immunized.	

Demographic summary	First dose	Series complete	Total people vaccinated
Age group	295	764	1,059
16-24 years	8	7	15
25-34 years	16	12	28
35-44 years	23	34	57
45-54 years	33	27	60
55-64 years	89	124	213
65-74 years	83	322	405
75-84 years	38	185	223
85+ years	5	53	58
Race	295	764	1,059
White	210	550	760
Black	34	48	82
American Indian/Alaskan	0	6	6
Other	18	86	104
Unknown	33	74	107
Other race includes Asian, native Hawaiian/Pacific Islander, or other.			
Ethnicity	295	764	1,059
Hispanic	1	8	9
Non-Hispanic	157	387	544
Unknown	137	369	506
Gender	295	764	1,059
Female	164	411	575
Male	131	353	484
Unknown	0	0	0



COVID-19: Madison County vaccine summary

Vaccination data through Mar 6, 2021 as of Mar 7, 2021 at 12:05 AM

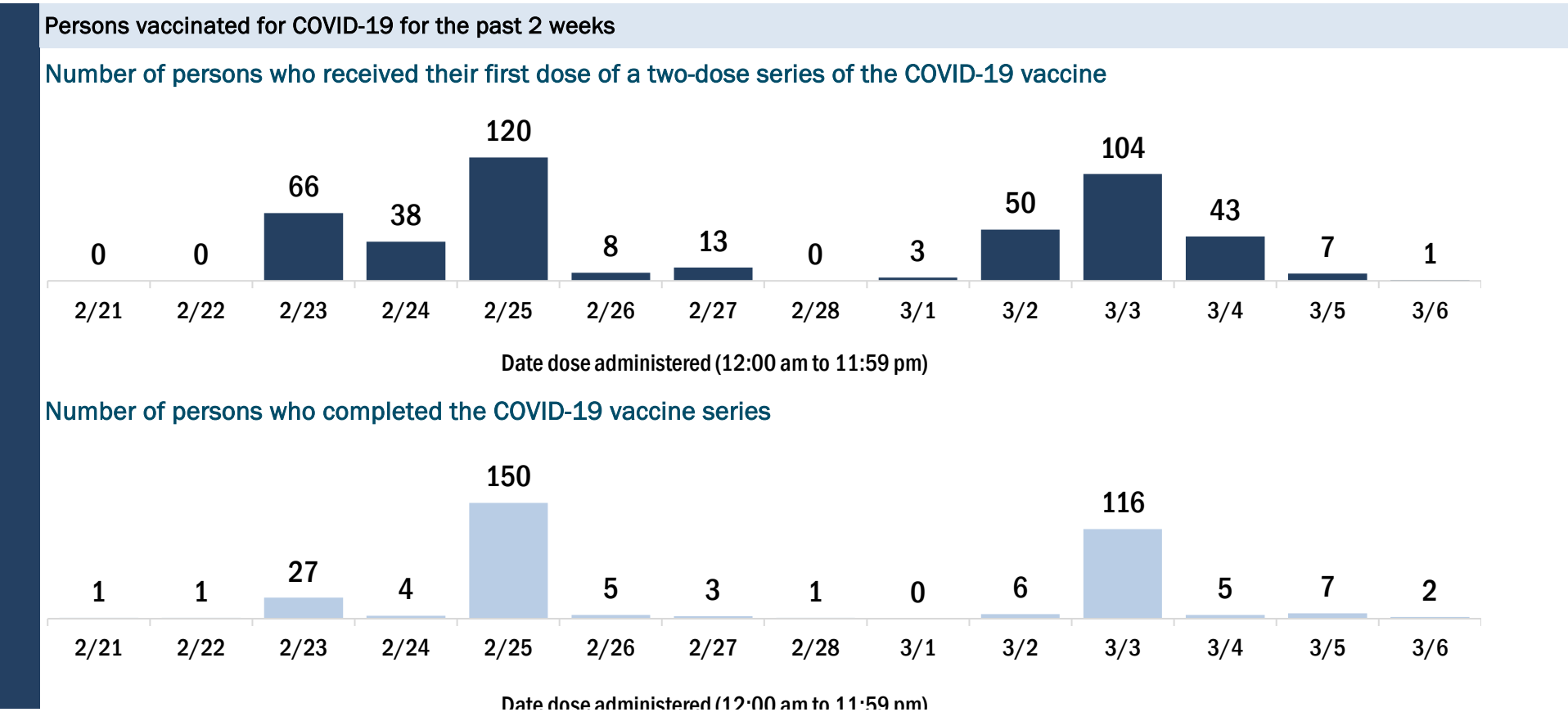
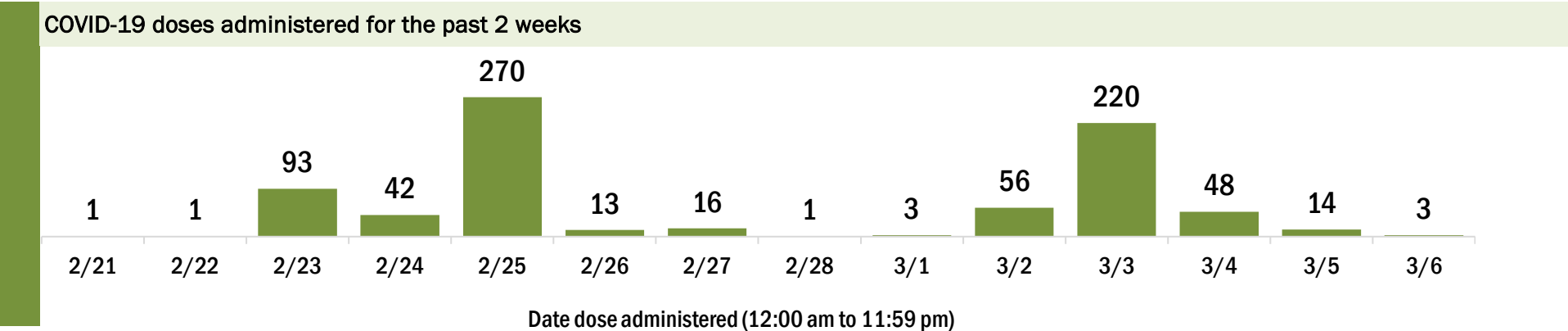
Data in this report are provisional and subject to change.

Data in this summary pertain to COVID-19 vaccines approved by the U.S. Food and Drug Administration and have been issued an Emergency Use Authorization (Janssen COVID-19 Vaccine, Moderna COVID-19 Vaccine and Pfizer-BioNTech COVID-19 Vaccine). These data summarize the number of people who have received either their first dose or have completed the series for a COVID-19 vaccine. **A person can only be counted in one category, first dose or series complete.** For persons receiving Moderna or Pfizer vaccines, once they receive their second dose, they are moved from the first dose column to the series completed column. **Because of this, the total first dose category may show a change from report to report not matching the total receiving their first dose from the previous day.** Persons receiving Johnson & Johnson vaccines will always be counted in the series completed column.

COVID-19 doses for vaccinated persons in Florida	
Doses administered	5,142
People receiving one dose of a 1-dose series (Johnson & Johnson) or receiving only one dose of a 2-dose series (Moderna, Pfizer) count once. Persons receiving both doses of a 2-dose series count twice.	

Current status of persons vaccinated for COVID-19 in Florida	
Total people vaccinated	3,039
First dose	936
Series completed	2,103
Completed 1-dose series	0
Completed 2-dose series	2,103
First dose: current number of people who have only received their first dose of the Moderna or Pfizer vaccine.	
Series complete: current number of people who have received both Moderna or Pfizer vaccine doses or one Johnson & Johnson dose and are considered fully immunized.	

Demographic summary	First dose	Series complete	Total people vaccinated
Age group	936	2,103	3,039
16-24 years	12	9	21
25-34 years	31	34	65
35-44 years	60	49	109
45-54 years	118	66	184
55-64 years	281	145	426
65-74 years	267	1,018	1,285
75-84 years	120	617	737
85+ years	47	165	212
Race	936	2,103	3,039
White	419	1,134	1,553
Black	276	432	708
American Indian/Alaskan	2	5	7
Other	63	214	277
Unknown	176	318	494
Other race includes Asian, native Hawaiian/Pacific Islander, or other.			
Ethnicity	936	2,103	3,039
Hispanic	1	17	18
Non-Hispanic	293	680	973
Unknown	642	1,406	2,048
Gender	936	2,103	3,039
Female	563	1,171	1,734
Male	372	932	1,304
Unknown	1	0	1



COVID-19: Manatee County vaccine summary

Vaccination data through Mar 6, 2021 as of Mar 7, 2021 at 12:05 AM

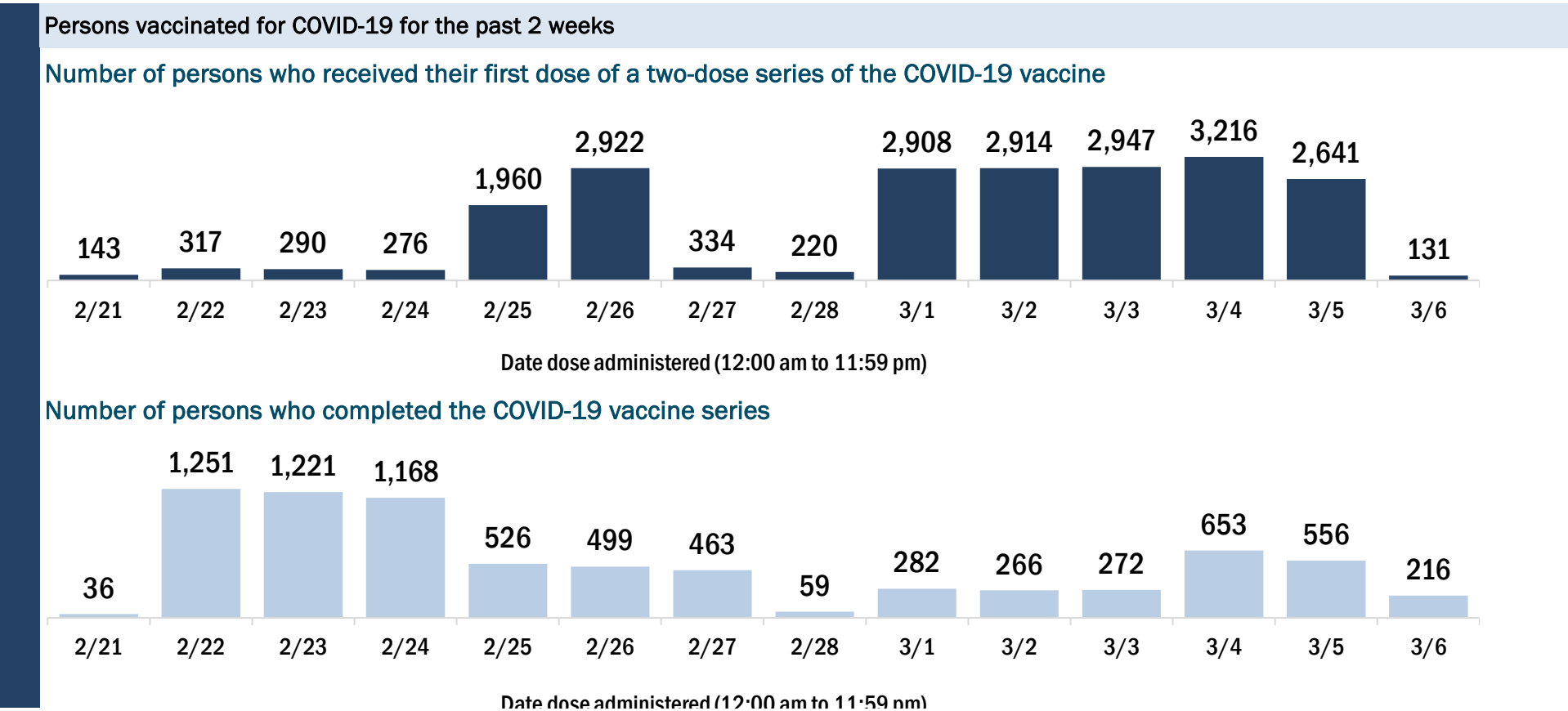
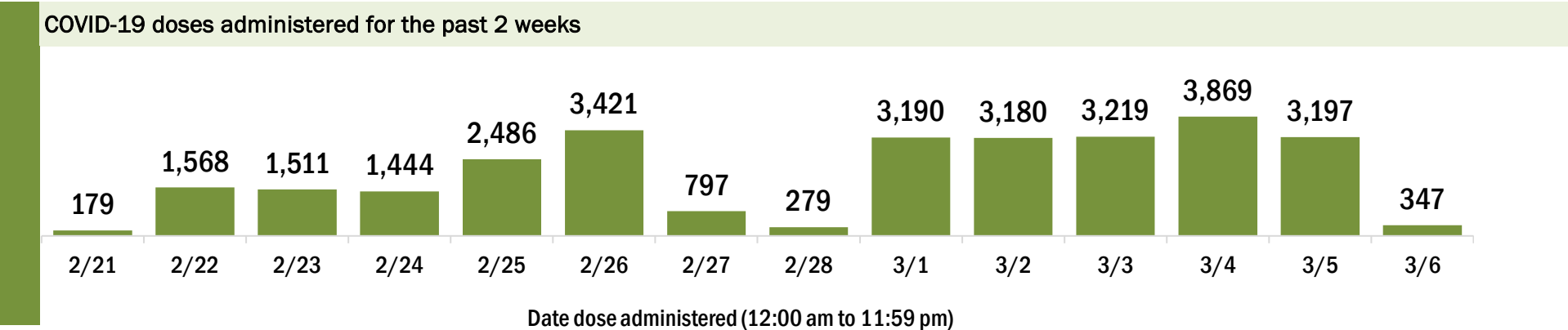
Data in this report are provisional and subject to change.

Data in this summary pertain to COVID-19 vaccines approved by the U.S. Food and Drug Administration and have been issued an Emergency Use Authorization (Janssen COVID-19 Vaccine, Moderna COVID-19 Vaccine and Pfizer-BioNTech COVID-19 Vaccine). These data summarize the number of people who have received either their first dose or have completed the series for a COVID-19 vaccine. **A person can only be counted in one category, first dose or series complete.** For persons receiving Moderna or Pfizer vaccines, once they receive their second dose, they are moved from the first dose column to the series completed column. **Because of this, the total first dose category may show a change from report to report not matching the total receiving their first dose from the previous day.** Persons receiving Johnson & Johnson vaccines will always be counted in the series completed column.

COVID-19 doses for vaccinated persons in Florida	
Doses administered	100,283
People receiving one dose of a 1-dose series (Johnson & Johnson) or receiving only one dose of a 2-dose series (Moderna, Pfizer) count once. Persons receiving both doses of a 2-dose series count twice.	

Current status of persons vaccinated for COVID-19 in Florida	
Total people vaccinated	71,386
First dose	42,451
Series completed	28,935
Completed 1-dose series	38
Completed 2-dose series	28,897
First dose: current number of people who have only received their first dose of the Moderna or Pfizer vaccine.	
Series complete: current number of people who have received both Moderna or Pfizer vaccine doses or one Johnson & Johnson dose and are considered fully immunized.	

Demographic summary	First dose	Series complete	Total people vaccinated
Age group	42,451	28,935	71,386
16-24 years	228	436	664
25-34 years	548	1,504	2,052
35-44 years	624	1,859	2,483
45-54 years	927	2,263	3,190
55-64 years	2,011	2,889	4,900
65-74 years	21,706	11,592	33,298
75-84 years	12,690	6,049	18,739
85+ years	3,717	2,343	6,060
Race	42,451	28,935	71,386
White	32,271	21,380	53,651
Black	819	597	1,416
American Indian/Alaskan	201	112	313
Other	2,394	3,800	6,194
Unknown	6,766	3,046	9,812
Other race includes Asian, native Hawaiian/Pacific Islander, or other.			
Ethnicity	42,451	28,935	71,386
Hispanic	1,075	852	1,927
Non-Hispanic	22,003	18,180	40,183
Unknown	19,373	9,903	29,276
Gender	42,451	28,935	71,386
Female	23,485	16,946	40,431
Male	18,898	11,960	30,858
Unknown	68	29	97



COVID-19: Marion County vaccine summary

Vaccination data through Mar 6, 2021 as of Mar 7, 2021 at 12:05 AM

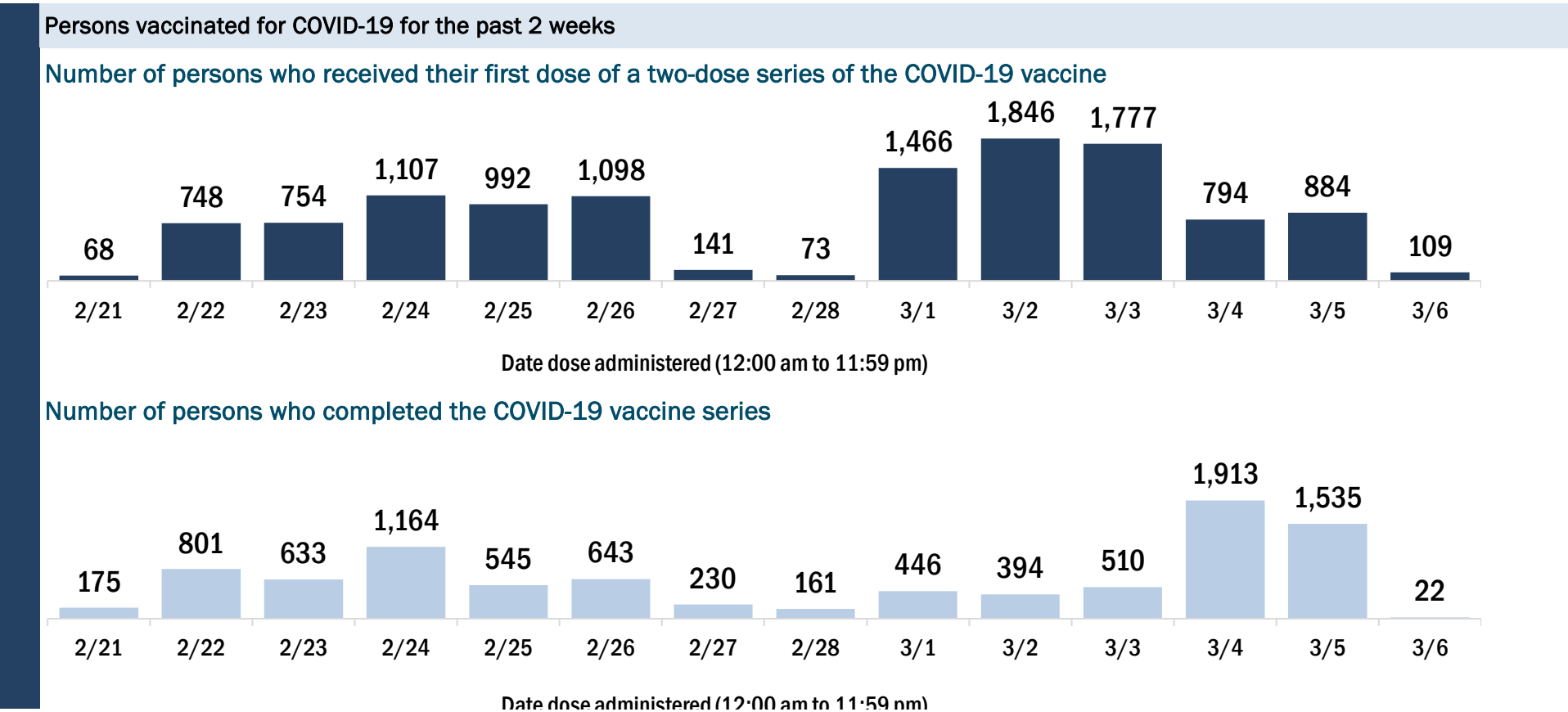
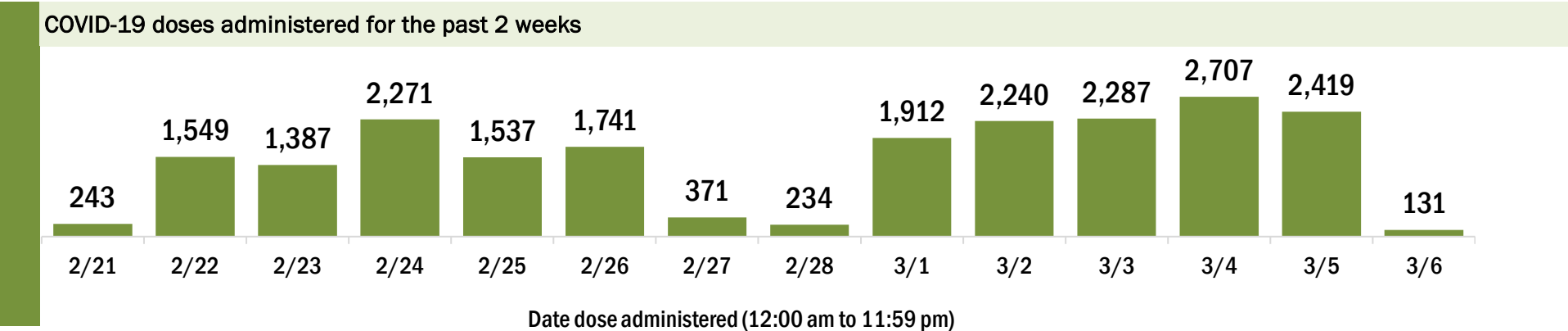
Data in this report are provisional and subject to change.

Data in this summary pertain to COVID-19 vaccines approved by the U.S. Food and Drug Administration and have been issued an Emergency Use Authorization (Janssen COVID-19 Vaccine, Moderna COVID-19 Vaccine and Pfizer-BioNTech COVID-19 Vaccine). These data summarize the number of people who have received either their first dose or have completed the series for a COVID-19 vaccine. **A person can only be counted in one category, first dose or series complete.** For persons receiving Moderna or Pfizer vaccines, once they receive their second dose, they are moved from the first dose column to the series completed column. **Because of this, the total first dose category may show a change from report to report not matching the total receiving their first dose from the previous day.** Persons receiving Johnson & Johnson vaccines will always be counted in the series completed column.

COVID-19 doses for vaccinated persons in Florida	
Doses administered	91,481
People receiving one dose of a 1-dose series (Johnson & Johnson) or receiving only one dose of a 2-dose series (Moderna, Pfizer) count once. Persons receiving both doses of a 2-dose series count twice.	

Current status of persons vaccinated for COVID-19 in Florida	
Total people vaccinated	59,309
First dose	27,127
Series completed	32,182
Completed 1-dose series	10
Completed 2-dose series	32,172
First dose: current number of people who have only received their first dose of the Moderna or Pfizer vaccine.	
Series complete: current number of people who have received both Moderna or Pfizer vaccine doses or one Johnson & Johnson dose and are considered fully immunized.	

Demographic summary	First dose	Series complete	Total people vaccinated
Age group	27,127	32,182	59,309
16-24 years	222	362	584
25-34 years	475	1,036	1,511
35-44 years	622	1,430	2,052
45-54 years	1,062	1,921	2,983
55-64 years	2,178	2,510	4,688
65-74 years	11,908	13,351	25,259
75-84 years	8,237	9,024	17,261
85+ years	2,423	2,548	4,971
Race	27,127	32,182	59,309
White	17,732	22,772	40,504
Black	1,285	1,301	2,586
American Indian/Alaskan	72	129	201
Other	1,991	4,226	6,217
Unknown	6,047	3,754	9,801
Other race includes Asian, native Hawaiian/Pacific Islander, or other.			
Ethnicity	27,127	32,182	59,309
Hispanic	1,033	1,114	2,147
Non-Hispanic	13,653	20,929	34,582
Unknown	12,441	10,139	22,580
Gender	27,127	32,182	59,309
Female	15,555	18,559	34,114
Male	11,540	13,612	25,152
Unknown	32	11	43



COVID-19: Martin County vaccine summary

Vaccination data through Mar 6, 2021 as of Mar 7, 2021 at 12:05 AM

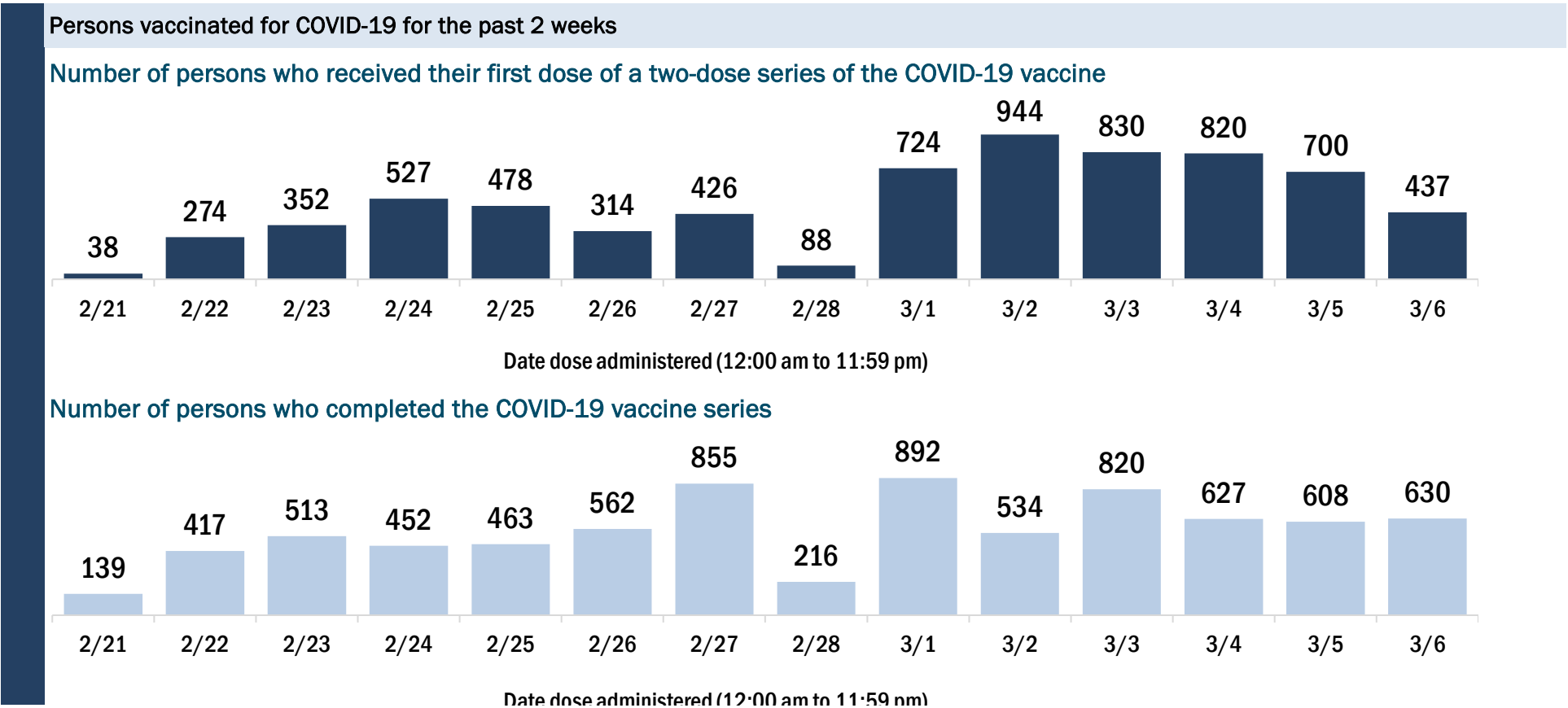
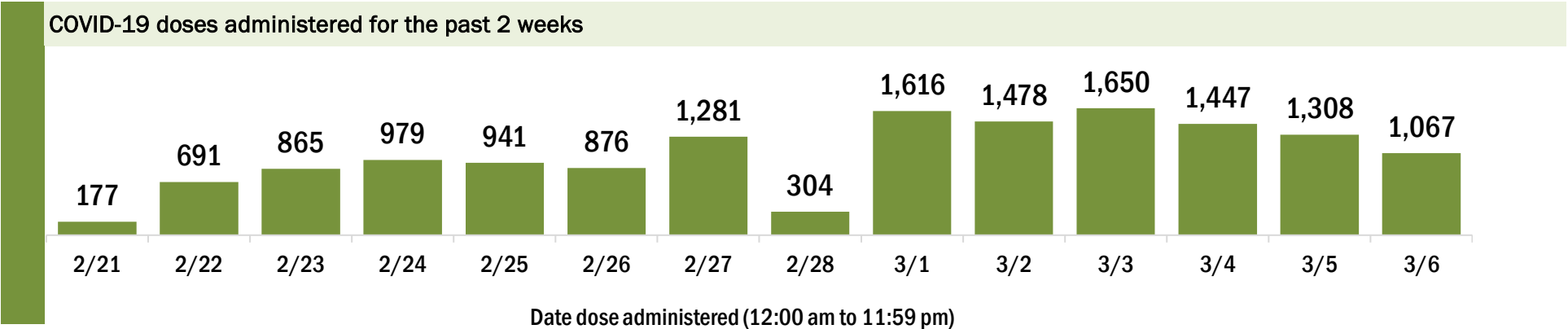
Data in this report are provisional and subject to change.

Data in this summary pertain to COVID-19 vaccines approved by the U.S. Food and Drug Administration and have been issued an Emergency Use Authorization (Janssen COVID-19 Vaccine, Moderna COVID-19 Vaccine and Pfizer-BioNTech COVID-19 Vaccine). These data summarize the number of people who have received either their first dose or have completed the series for a COVID-19 vaccine. **A person can only be counted in one category, first dose or series complete.** For persons receiving Moderna or Pfizer vaccines, once they receive their second dose, they are moved from the first dose column to the series completed column. **Because of this, the total first dose category may show a change from report to report not matching the total receiving their first dose from the previous day.** Persons receiving Johnson & Johnson vaccines will always be counted in the series completed column.

COVID-19 doses for vaccinated persons in Florida	
Doses administered	61,870
People receiving one dose of a 1-dose series (Johnson & Johnson) or receiving only one dose of a 2-dose series (Moderna, Pfizer) count once. Persons receiving both doses of a 2-dose series count twice.	

Current status of persons vaccinated for COVID-19 in Florida	
Total people vaccinated	39,170
First dose	16,467
Series completed	22,703
Completed 1-dose series	3
Completed 2-dose series	22,700
First dose: current number of people who have only received their first dose of the Moderna or Pfizer vaccine.	
Series complete: current number of people who have received both Moderna or Pfizer vaccine doses or one Johnson & Johnson dose and are considered fully immunized.	

Demographic summary	First dose	Series complete	Total people vaccinated
Age group	16,467	22,703	39,170
16-24 years	72	121	193
25-34 years	194	393	587
35-44 years	237	668	905
45-54 years	388	813	1,201
55-64 years	1,204	1,642	2,846
65-74 years	7,112	9,511	16,623
75-84 years	5,262	6,813	12,075
85+ years	1,998	2,742	4,740
Race	16,467	22,703	39,170
White	10,494	14,897	25,391
Black	314	289	603
American Indian/Alaskan	53	31	84
Other	894	2,208	3,102
Unknown	4,712	5,278	9,990
Other race includes Asian, native Hawaiian/Pacific Islander, or other.			
Ethnicity	16,467	22,703	39,170
Hispanic	334	356	690
Non-Hispanic	5,623	6,681	12,304
Unknown	10,510	15,666	26,176
Gender	16,467	22,703	39,170
Female	9,364	12,946	22,310
Male	7,073	9,757	16,830
Unknown	30	0	30



COVID-19: Monroe County vaccine summary

Vaccination data through Mar 6, 2021 as of Mar 7, 2021 at 12:05 AM

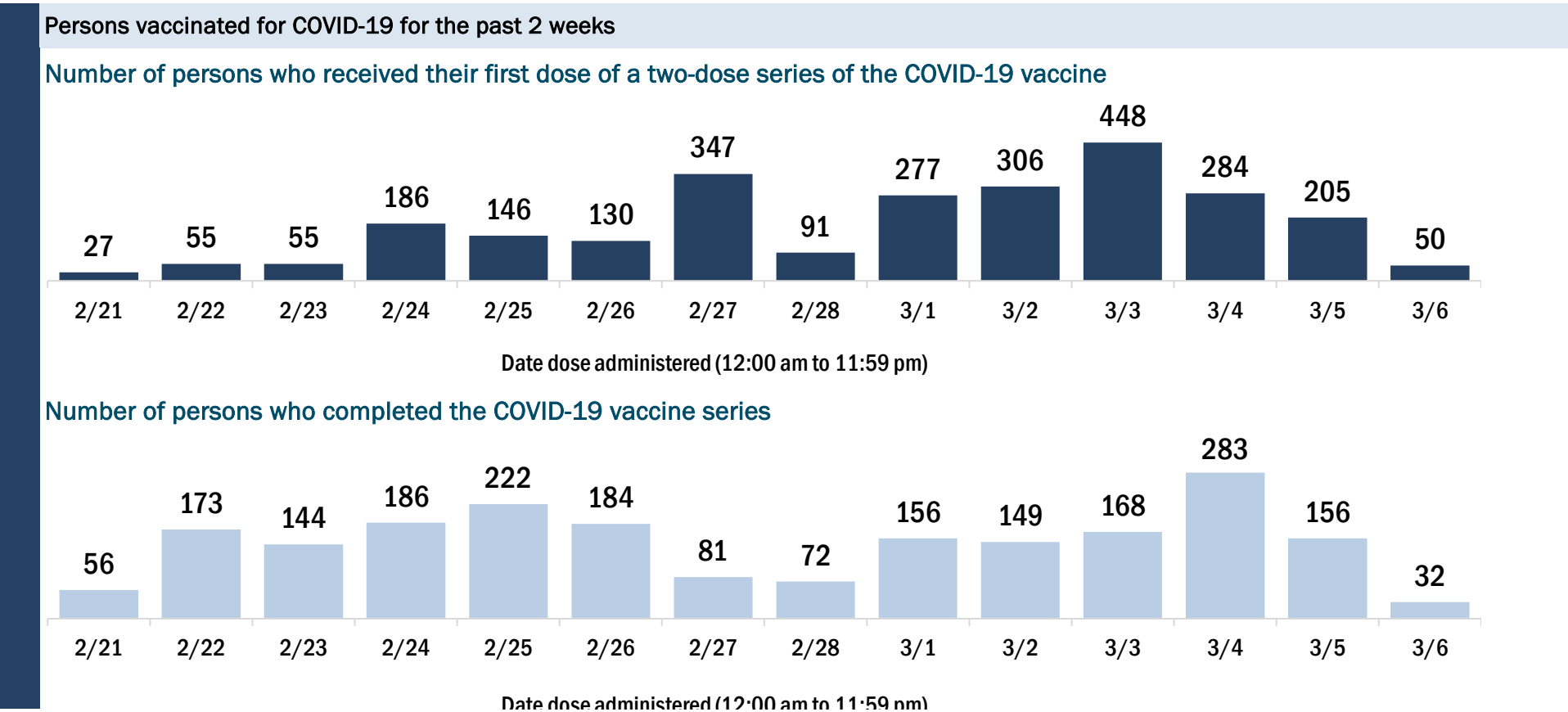
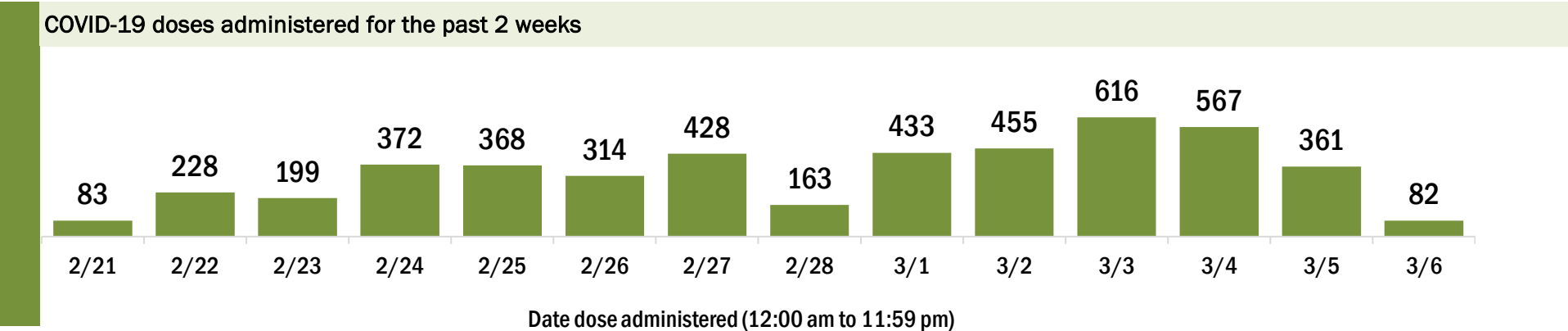
Data in this report are provisional and subject to change.

Data in this summary pertain to COVID-19 vaccines approved by the U.S. Food and Drug Administration and have been issued an Emergency Use Authorization (Janssen COVID-19 Vaccine, Moderna COVID-19 Vaccine and Pfizer-BioNTech COVID-19 Vaccine). These data summarize the number of people who have received either their first dose or have completed the series for a COVID-19 vaccine. **A person can only be counted in one category, first dose or series complete.** For persons receiving Moderna or Pfizer vaccines, once they receive their second dose, they are moved from the first dose column to the series completed column. **Because of this, the total first dose category may show a change from report to report not matching the total receiving their first dose from the previous day.** Persons receiving Johnson & Johnson vaccines will always be counted in the series completed column.

COVID-19 doses for vaccinated persons in Florida	
Doses administered	21,170
People receiving one dose of a 1-dose series (Johnson & Johnson) or receiving only one dose of a 2-dose series (Moderna, Pfizer) count once. Persons receiving both doses of a 2-dose series count twice.	

Current status of persons vaccinated for COVID-19 in Florida	
Total people vaccinated	13,499
First dose	5,780
Series completed	7,719
Completed 1-dose series	48
Completed 2-dose series	7,671
First dose: current number of people who have only received their first dose of the Moderna or Pfizer vaccine.	
Series complete: current number of people who have received both Moderna or Pfizer vaccine doses or one Johnson & Johnson dose and are considered fully immunized.	

Demographic summary	First dose	Series complete	Total people vaccinated
Age group	5,780	7,719	13,499
16-24 years	46	50	96
25-34 years	103	199	302
35-44 years	151	337	488
45-54 years	275	485	760
55-64 years	659	774	1,433
65-74 years	3,064	3,553	6,617
75-84 years	1,236	1,835	3,071
85+ years	246	486	732
Race	5,780	7,719	13,499
White	3,701	5,871	9,572
Black	155	122	277
American Indian/Alaskan	29	20	49
Other	243	509	752
Unknown	1,652	1,197	2,849
Other race includes Asian, native Hawaiian/Pacific Islander, or other.			
Ethnicity	5,780	7,719	13,499
Hispanic	394	472	866
Non-Hispanic	2,666	4,814	7,480
Unknown	2,720	2,433	5,153
Gender	5,780	7,719	13,499
Female	3,018	4,062	7,080
Male	2,744	3,657	6,401
Unknown	18	0	18



COVID-19: Nassau County vaccine summary

Vaccination data through Mar 6, 2021 as of Mar 7, 2021 at 12:05 AM

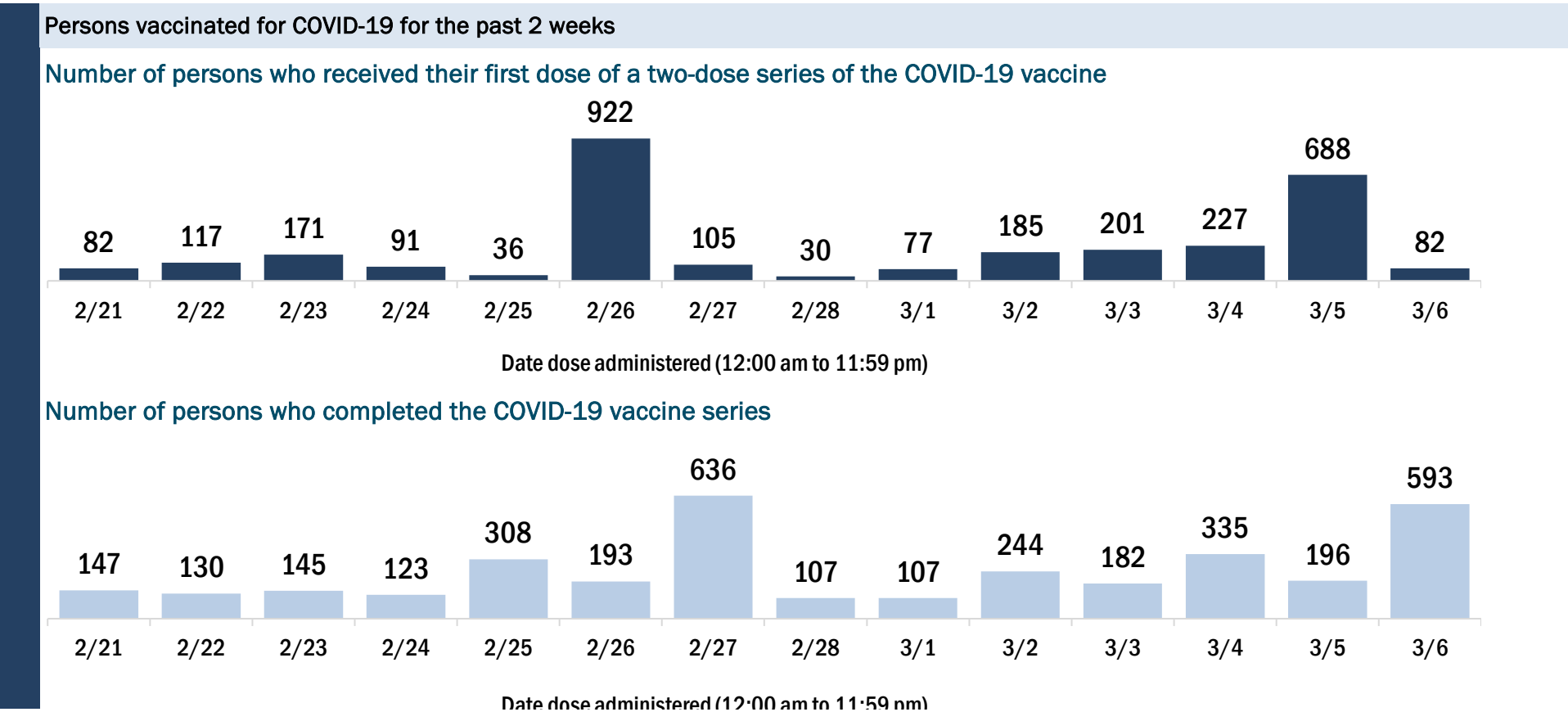
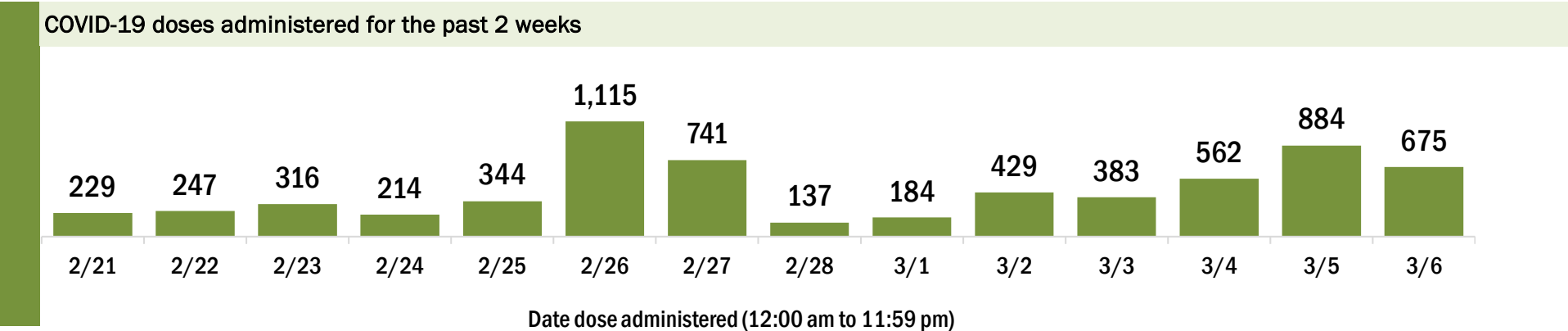
Data in this report are provisional and subject to change.

Data in this summary pertain to COVID-19 vaccines approved by the U.S. Food and Drug Administration and have been issued an Emergency Use Authorization (Janssen COVID-19 Vaccine, Moderna COVID-19 Vaccine and Pfizer-BioNTech COVID-19 Vaccine). These data summarize the number of people who have received either their first dose or have completed the series for a COVID-19 vaccine. **A person can only be counted in one category, first dose or series complete.** For persons receiving Moderna or Pfizer vaccines, once they receive their second dose, they are moved from the first dose column to the series completed column. **Because of this, the total first dose category may show a change from report to report not matching the total receiving their first dose from the previous day.** Persons receiving Johnson & Johnson vaccines will always be counted in the series completed column.

COVID-19 doses for vaccinated persons in Florida	
Doses administered	31,115
People receiving one dose of a 1-dose series (Johnson & Johnson) or receiving only one dose of a 2-dose series (Moderna, Pfizer) count once. Persons receiving both doses of a 2-dose series count twice.	

Current status of persons vaccinated for COVID-19 in Florida	
Total people vaccinated	18,792
First dose	6,462
Series completed	12,330
Completed 1-dose series	7
Completed 2-dose series	12,323
First dose: current number of people who have only received their first dose of the Moderna or Pfizer vaccine.	
Series complete: current number of people who have received both Moderna or Pfizer vaccine doses or one Johnson & Johnson dose and are considered fully immunized.	

Demographic summary	First dose	Series complete	Total people vaccinated
Age group	6,462	12,330	18,792
16-24 years	65	113	178
25-34 years	99	293	392
35-44 years	211	472	683
45-54 years	408	521	929
55-64 years	909	898	1,807
65-74 years	3,003	5,956	8,959
75-84 years	1,407	3,126	4,533
85+ years	360	951	1,311
Race	6,462	12,330	18,792
White	5,060	9,773	14,833
Black	272	476	748
American Indian/Alaskan	26	27	53
Other	308	755	1,063
Unknown	796	1,299	2,095
Other race includes Asian, native Hawaiian/Pacific Islander, or other.			
Ethnicity	6,462	12,330	18,792
Hispanic	136	122	258
Non-Hispanic	4,362	9,011	13,373
Unknown	1,964	3,197	5,161
Gender	6,462	12,330	18,792
Female	3,680	6,890	10,570
Male	2,778	5,440	8,218
Unknown	4	0	4



COVID-19: Okaloosa County vaccine summary

Vaccination data through Mar 6, 2021 as of Mar 7, 2021 at 12:05 AM

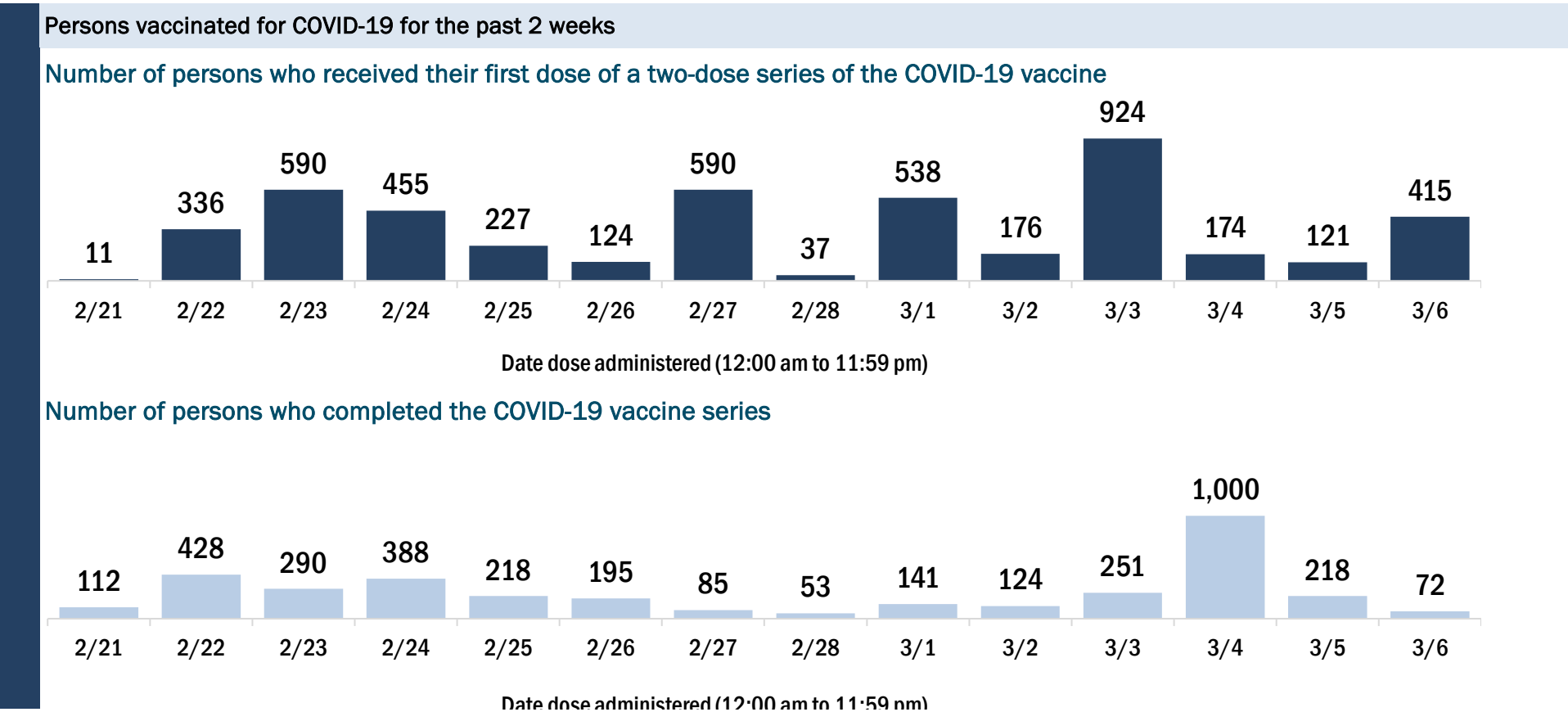
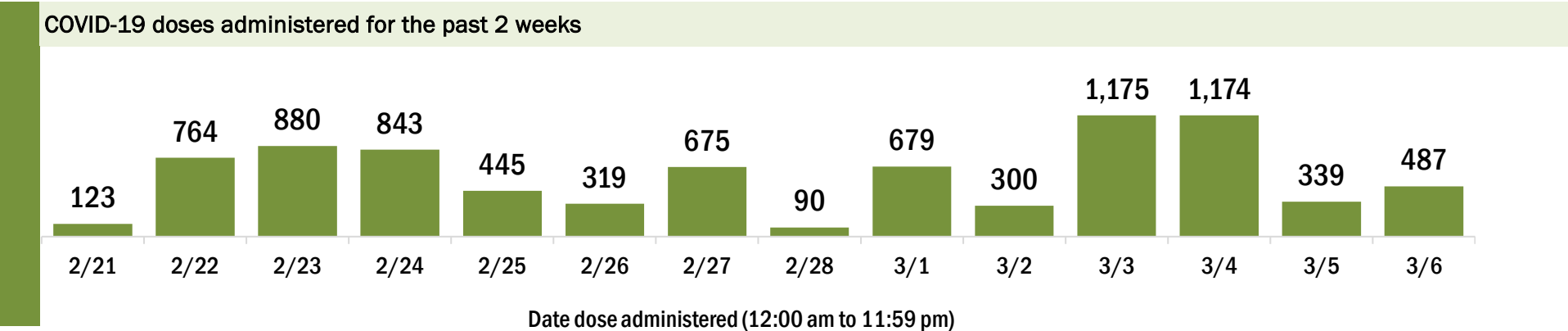
Data in this report are provisional and subject to change.

Data in this summary pertain to COVID-19 vaccines approved by the U.S. Food and Drug Administration and have been issued an Emergency Use Authorization (Janssen COVID-19 Vaccine, Moderna COVID-19 Vaccine and Pfizer-BioNTech COVID-19 Vaccine). These data summarize the number of people who have received either their first dose or have completed the series for a COVID-19 vaccine. **A person can only be counted in one category, first dose or series complete.** For persons receiving Moderna or Pfizer vaccines, once they receive their second dose, they are moved from the first dose column to the series completed column. **Because of this, the total first dose category may show a change from report to report not matching the total receiving their first dose from the previous day.** Persons receiving Johnson & Johnson vaccines will always be counted in the series completed column.

COVID-19 doses for vaccinated persons in Florida	
Doses administered	46,573
People receiving one dose of a 1-dose series (Johnson & Johnson) or receiving only one dose of a 2-dose series (Moderna, Pfizer) count once. Persons receiving both doses of a 2-dose series count twice.	

Current status of persons vaccinated for COVID-19 in Florida	
Total people vaccinated	29,014
First dose	11,346
Series completed	17,668
Completed 1-dose series	109
Completed 2-dose series	17,559
First dose: current number of people who have only received their first dose of the Moderna or Pfizer vaccine.	
Series complete: current number of people who have received both Moderna or Pfizer vaccine doses or one Johnson & Johnson dose and are considered fully immunized.	

Demographic summary	First dose	Series complete	Total people vaccinated
Age group	11,346	17,668	29,014
16-24 years	135	174	309
25-34 years	401	669	1,070
35-44 years	496	844	1,340
45-54 years	630	1,028	1,658
55-64 years	1,438	1,584	3,022
65-74 years	4,853	7,112	11,965
75-84 years	2,531	4,477	7,008
85+ years	862	1,780	2,642
Race	11,346	17,668	29,014
White	7,302	12,368	19,670
Black	622	489	1,111
American Indian/Alaskan	52	45	97
Other	813	1,842	2,655
Unknown	2,557	2,924	5,481
Other race includes Asian, native Hawaiian/Pacific Islander, or other.			
Ethnicity	11,346	17,668	29,014
Hispanic	239	287	526
Non-Hispanic	6,283	9,210	15,493
Unknown	4,824	8,171	12,995
Gender	11,346	17,668	29,014
Female	6,447	10,364	16,811
Male	4,778	7,301	12,079
Unknown	121	3	124



COVID-19: Okeechobee County vaccine summary

Vaccination data through Mar 6, 2021 as of Mar 7, 2021 at 12:05 AM

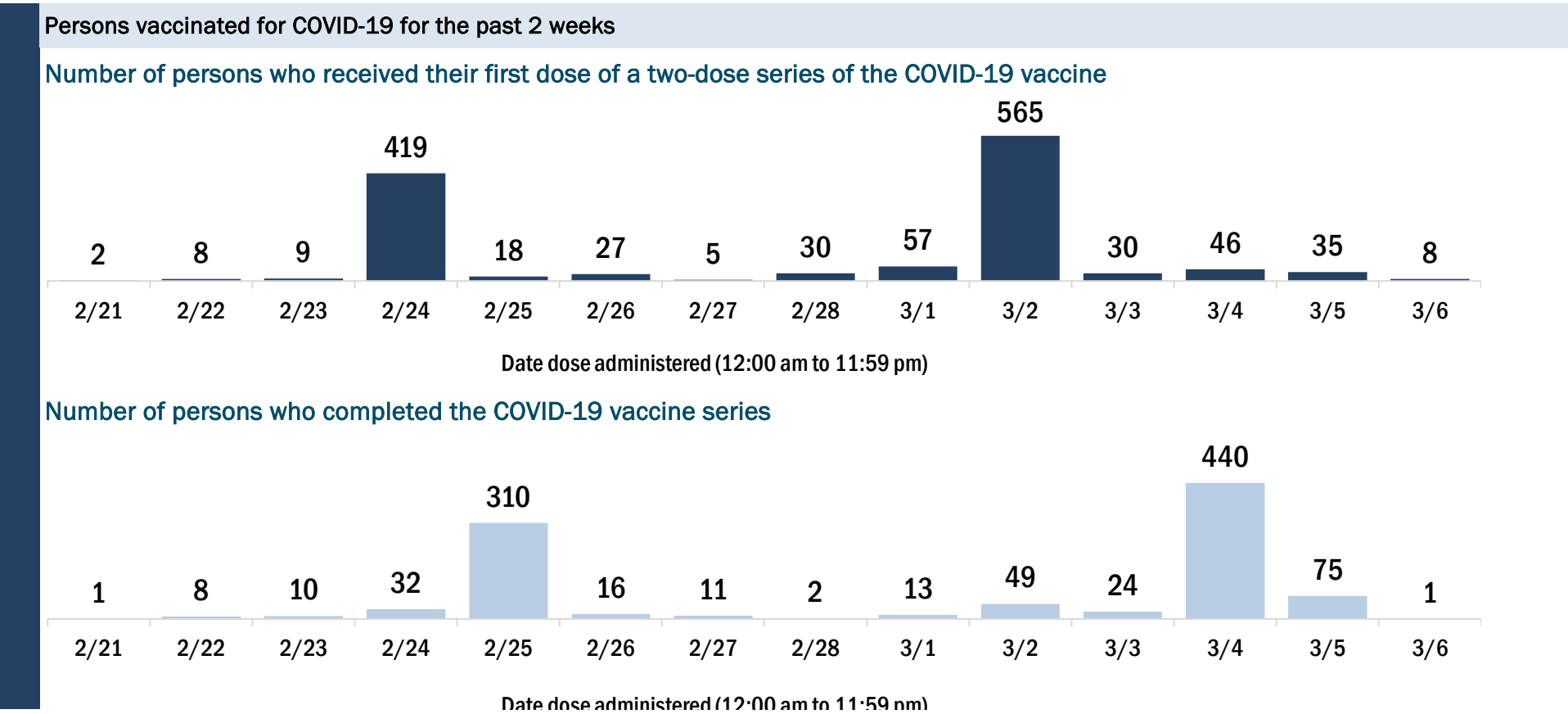
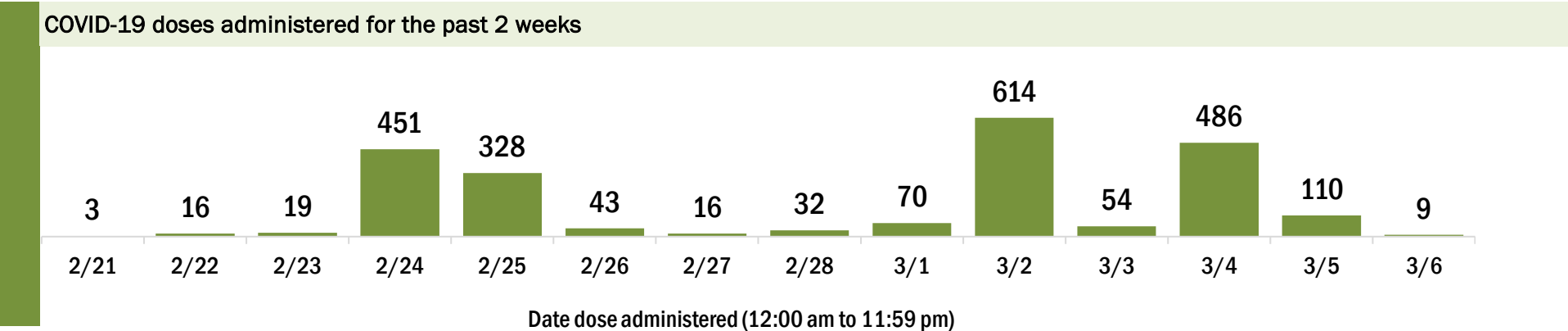
Data in this report are provisional and subject to change.

Data in this summary pertain to COVID-19 vaccines approved by the U.S. Food and Drug Administration and have been issued an Emergency Use Authorization (Janssen COVID-19 Vaccine, Moderna COVID-19 Vaccine and Pfizer-BioNTech COVID-19 Vaccine). These data summarize the number of people who have received either their first dose or have completed the series for a COVID-19 vaccine. **A person can only be counted in one category, first dose or series complete.** For persons receiving Moderna or Pfizer vaccines, once they receive their second dose, they are moved from the first dose column to the series completed column. **Because of this, the total first dose category may show a change from report to report not matching the total receiving their first dose from the previous day.** Persons receiving Johnson & Johnson vaccines will always be counted in the series completed column.

COVID-19 doses for vaccinated persons in Florida	
Doses administered	8,627
People receiving one dose of a 1-dose series (Johnson & Johnson) or receiving only one dose of a 2-dose series (Moderna, Pfizer) count once. Persons receiving both doses of a 2-dose series count twice.	

Current status of persons vaccinated for COVID-19 in Florida	
Total people vaccinated	5,399
First dose	2,170
Series completed	3,229
Completed 1-dose series	1
Completed 2-dose series	3,228
First dose: current number of people who have only received their first dose of the Moderna or Pfizer vaccine.	
Series complete: current number of people who have received both Moderna or Pfizer vaccine doses or one Johnson & Johnson dose and are considered fully immunized.	

Demographic summary	First dose	Series complete	Total people vaccinated
Age group	2,170	3,229	5,399
16-24 years	10	29	39
25-34 years	37	97	134
35-44 years	49	108	157
45-54 years	51	114	165
55-64 years	104	163	267
65-74 years	1,062	1,392	2,454
75-84 years	687	1,036	1,723
85+ years	170	290	460
Race	2,170	3,229	5,399
White	1,749	2,596	4,345
Black	35	49	84
American Indian/Alaskan	9	20	29
Other	108	416	524
Unknown	269	148	417
Other race includes Asian, native Hawaiian/Pacific Islander, or other.			
Ethnicity	2,170	3,229	5,399
Hispanic	85	166	251
Non-Hispanic	1,437	2,539	3,976
Unknown	648	524	1,172
Gender	2,170	3,229	5,399
Female	1,176	1,811	2,987
Male	994	1,418	2,412
Unknown	0	0	0



COVID-19: Orange County vaccine summary

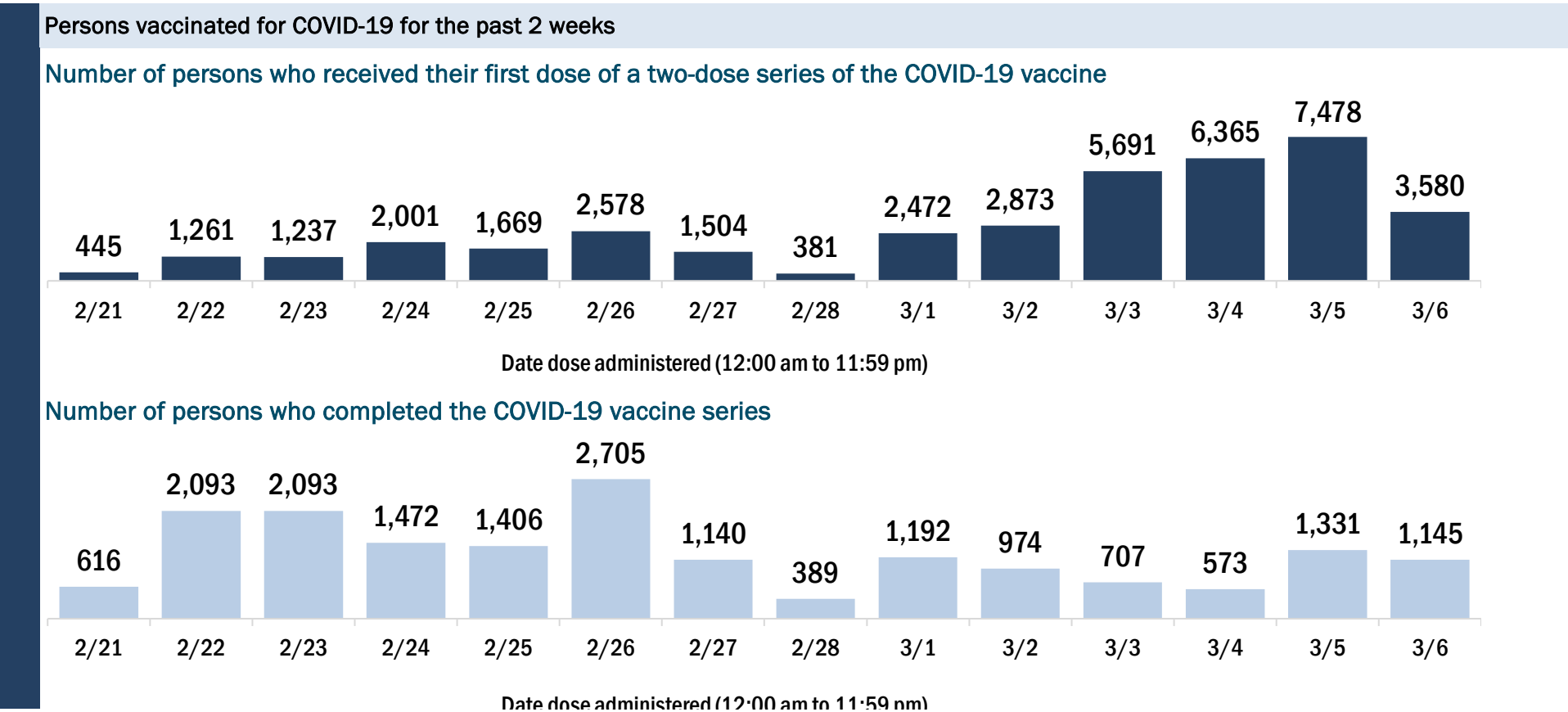
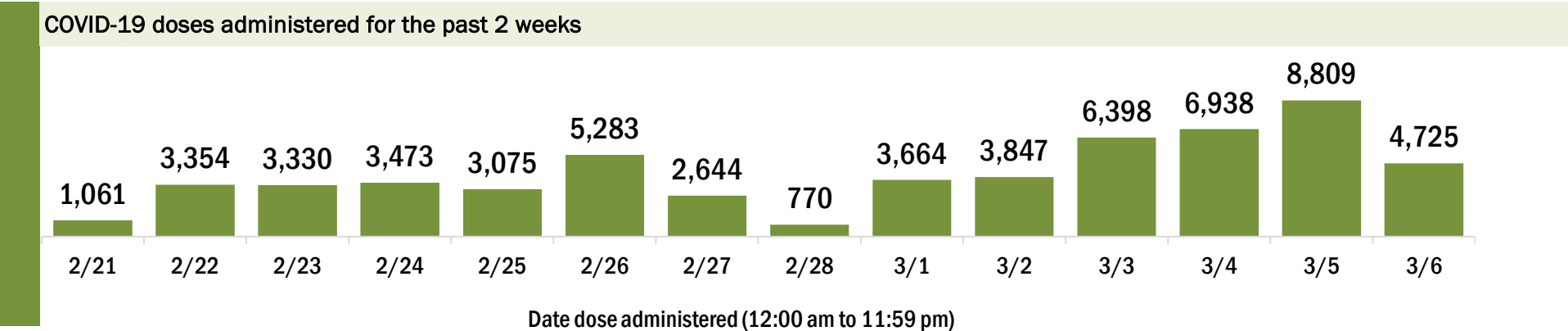
Vaccination data through Mar 6, 2021 as of Mar 7, 2021 at 12:05 AM

Data in this report are provisional and subject to change.

Data in this summary pertain to COVID-19 vaccines approved by the U.S. Food and Drug Administration and have been issued an Emergency Use Authorization (Janssen COVID-19 Vaccine, Moderna COVID-19 Vaccine and Pfizer-BioNTech COVID-19 Vaccine). These data summarize the number of people who have received either their first dose or have completed the series for a COVID-19 vaccine. **A person can only be counted in one category, first dose or series complete.** For persons receiving Moderna or Pfizer vaccines, once they receive their second dose, they are moved from the first dose column to the series completed column. **Because of this, the total first dose category may show a change from report to report not matching the total receiving their first dose from the previous day.** Persons receiving Johnson & Johnson vaccines will always be counted in the series completed column.

COVID-19 doses for vaccinated persons in Florida		Demographic summary			
Doses administered	245,860	First dose	Series complete	Total people vaccinated	
People receiving one dose of a 1-dose series (Johnson & Johnson) or receiving only one dose of a 2-dose series (Moderna, Pfizer) count once. Persons receiving both doses of a 2-dose series count twice.		Age group	69,810	88,799	158,609
		16-24 years	1,732	1,816	3,548
		25-34 years	4,711	6,326	11,037
		35-44 years	6,176	7,401	13,577
		45-54 years	7,572	7,060	14,632
		55-64 years	9,789	7,420	17,209
		65-74 years	23,125	35,703	58,828
		75-84 years	11,453	16,584	28,037
		85+ years	5,252	6,489	11,741
		Race	69,810	88,799	158,609
		White	36,275	54,788	91,063
		Black	6,368	6,531	12,899
		American Indian/Alaskan	272	264	536
		Other	12,104	20,504	32,608
		Unknown	14,791	6,712	21,503
		Other race includes Asian, native Hawaiian/Pacific Islander, or other.			
		Ethnicity	69,810	88,799	158,609
		Hispanic	7,873	9,854	17,727
		Non-Hispanic	26,332	44,160	70,492
		Unknown	35,605	34,785	70,390
		Gender	69,810	88,799	158,609
		Female	40,900	52,291	93,191
		Male	26,859	35,862	62,721
		Unknown	2,051	646	2,697

Current status of persons vaccinated for COVID-19 in Florida	
Total people vaccinated	158,609
First dose	69,810
Series completed	88,799
Completed 1-dose series	1,548
Completed 2-dose series	87,251
First dose: current number of people who have only received their first dose of the Moderna or Pfizer vaccine.	
Series complete: current number of people who have received both Moderna or Pfizer vaccine doses or one Johnson & Johnson dose and are considered fully immunized.	



COVID-19: Osceola County vaccine summary

Vaccination data through Mar 6, 2021 as of Mar 7, 2021 at 12:05 AM

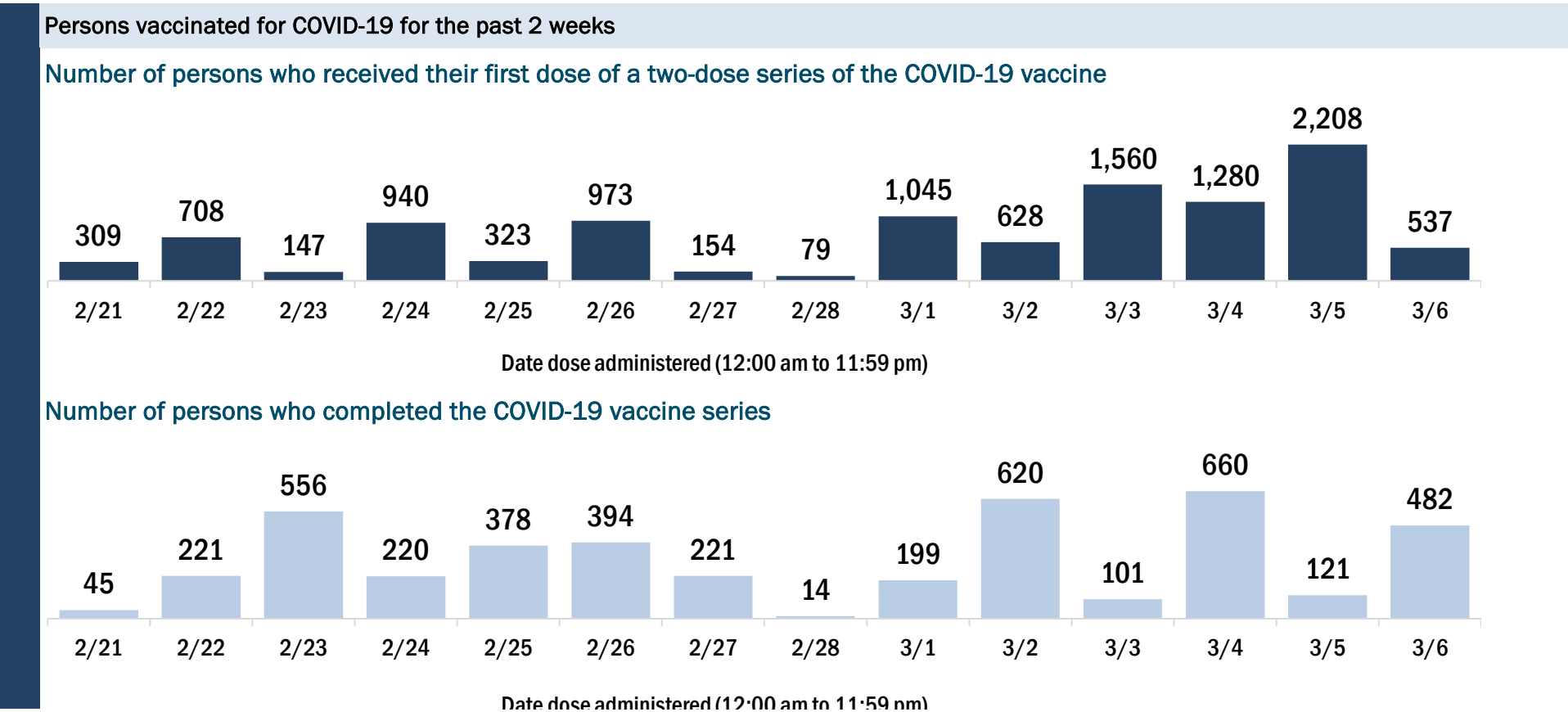
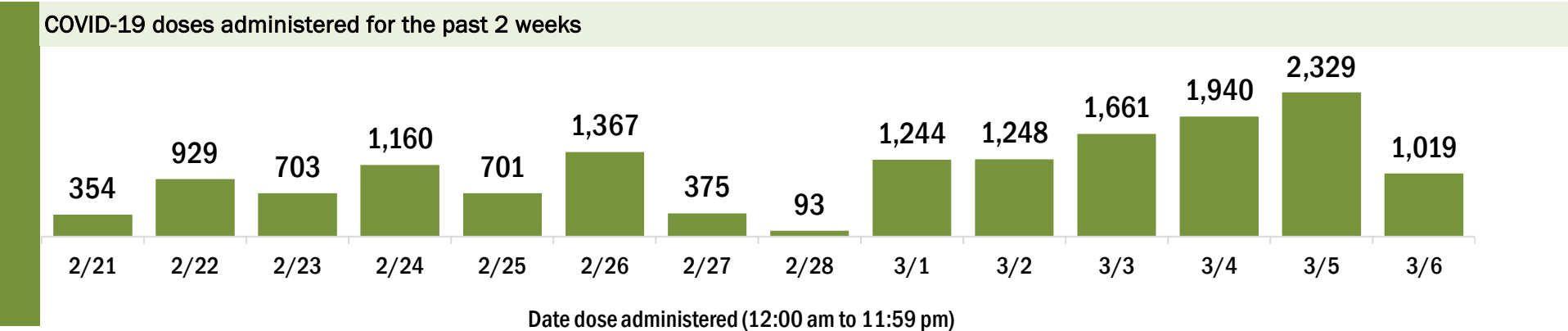
Data in this report are provisional and subject to change.

Data in this summary pertain to COVID-19 vaccines approved by the U.S. Food and Drug Administration and have been issued an Emergency Use Authorization (Janssen COVID-19 Vaccine, Moderna COVID-19 Vaccine and Pfizer-BioNTech COVID-19 Vaccine). These data summarize the number of people who have received either their first dose or have completed the series for a COVID-19 vaccine. **A person can only be counted in one category, first dose or series complete.** For persons receiving Moderna or Pfizer vaccines, once they receive their second dose, they are moved from the first dose column to the series completed column. **Because of this, the total first dose category may show a change from report to report not matching the total receiving their first dose from the previous day.** Persons receiving Johnson & Johnson vaccines will always be counted in the series completed column.

COVID-19 doses for vaccinated persons in Florida	
Doses administered	60,819
People receiving one dose of a 1-dose series (Johnson & Johnson) or receiving only one dose of a 2-dose series (Moderna, Pfizer) count once. Persons receiving both doses of a 2-dose series count twice.	

Current status of persons vaccinated for COVID-19 in Florida	
Total people vaccinated	39,521
First dose	18,155
Series completed	21,366
Completed 1-dose series	68
Completed 2-dose series	21,298
First dose: current number of people who have only received their first dose of the Moderna or Pfizer vaccine.	
Series complete: current number of people who have received both Moderna or Pfizer vaccine doses or one Johnson & Johnson dose and are considered fully immunized.	

Demographic summary	First dose	Series complete	Total people vaccinated
Age group	18,155	21,366	39,521
16-24 years	290	311	601
25-34 years	787	949	1,736
35-44 years	1,098	1,260	2,358
45-54 years	1,540	1,458	2,998
55-64 years	2,198	1,577	3,775
65-74 years	7,501	9,664	17,165
75-84 years	3,728	4,699	8,427
85+ years	1,013	1,448	2,461
Race	18,155	21,366	39,521
White	9,511	13,323	22,834
Black	1,096	1,096	2,192
American Indian/Alaskan	115	143	258
Other	2,991	5,234	8,225
Unknown	4,442	1,570	6,012
Other race includes Asian, native Hawaiian/Pacific Islander, or other.			
Ethnicity	18,155	21,366	39,521
Hispanic	4,732	4,914	9,646
Non-Hispanic	5,622	11,002	16,624
Unknown	7,801	5,450	13,251
Gender	18,155	21,366	39,521
Female	10,779	12,677	23,456
Male	7,243	8,668	15,911
Unknown	133	21	154



COVID-19: Palm Beach County vaccine summary

Vaccination data through Mar 6, 2021 as of Mar 7, 2021 at 12:05 AM

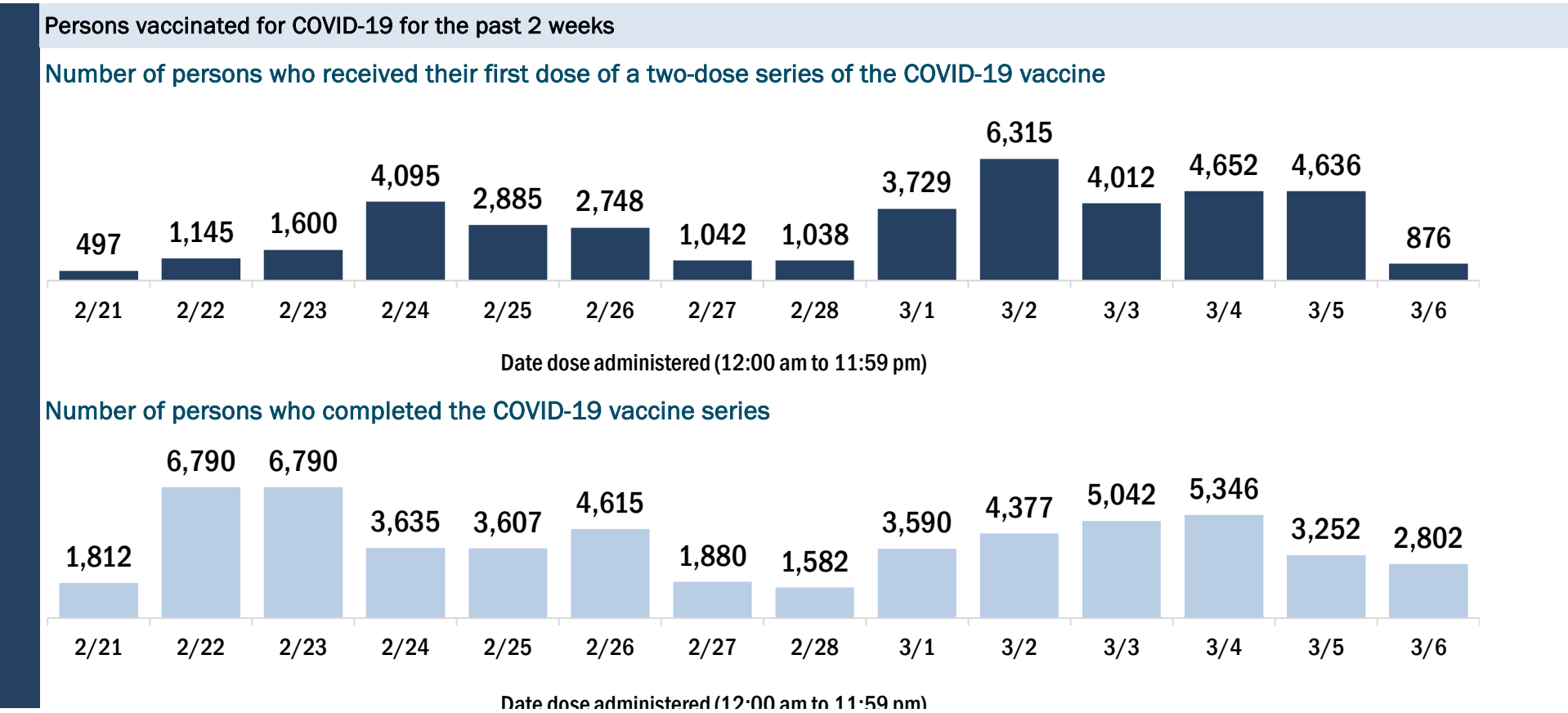
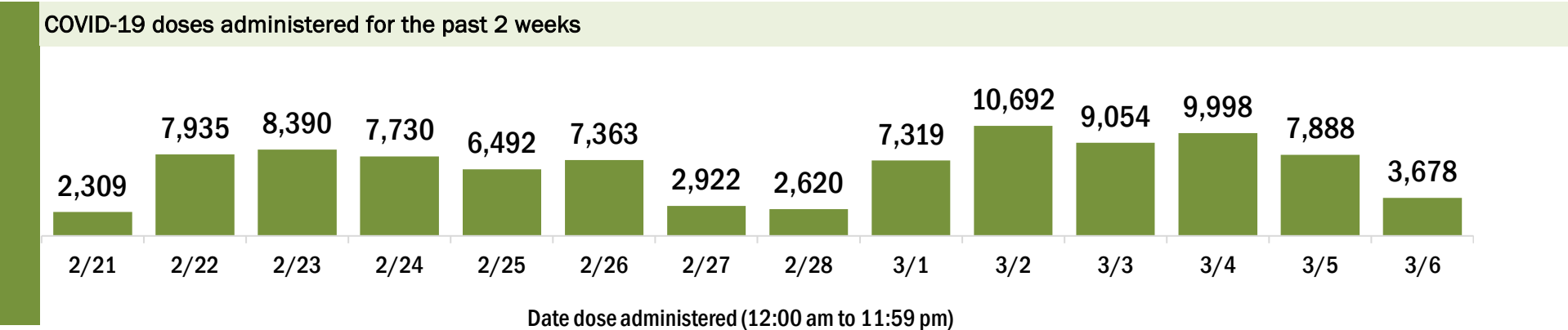
Data in this report are provisional and subject to change.

Data in this summary pertain to COVID-19 vaccines approved by the U.S. Food and Drug Administration and have been issued an Emergency Use Authorization (Janssen COVID-19 Vaccine, Moderna COVID-19 Vaccine and Pfizer-BioNTech COVID-19 Vaccine). These data summarize the number of people who have received either their first dose or have completed the series for a COVID-19 vaccine. **A person can only be counted in one category, first dose or series complete.** For persons receiving Moderna or Pfizer vaccines, once they receive their second dose, they are moved from the first dose column to the series completed column. **Because of this, the total first dose category may show a change from report to report not matching the total receiving their first dose from the previous day.** Persons receiving Johnson & Johnson vaccines will always be counted in the series completed column.

COVID-19 doses for vaccinated persons in Florida	
Doses administered	492,448
People receiving one dose of a 1-dose series (Johnson & Johnson) or receiving only one dose of a 2-dose series (Moderna, Pfizer) count once. Persons receiving both doses of a 2-dose series count twice.	

Current status of persons vaccinated for COVID-19 in Florida	
Total people vaccinated	301,504
First dose	110,402
Series completed	191,102
Completed 1-dose series	158
Completed 2-dose series	190,944
First dose: current number of people who have only received their first dose of the Moderna or Pfizer vaccine.	
Series complete: current number of people who have received both Moderna or Pfizer vaccine doses or one Johnson & Johnson dose and are considered fully immunized.	

Demographic summary	First dose	Series complete	Total people vaccinated
Age group	110,402	191,102	301,504
16-24 years	1,161	1,315	2,476
25-34 years	2,947	4,586	7,533
35-44 years	4,052	6,464	10,516
45-54 years	6,321	8,793	15,114
55-64 years	12,789	13,166	25,955
65-74 years	42,051	77,005	119,056
75-84 years	28,748	56,695	85,443
85+ years	12,333	23,078	35,411
Race	110,402	191,102	301,504
White	69,201	133,992	203,193
Black	6,580	5,727	12,307
American Indian/Alaskan	390	517	907
Other	8,453	17,740	26,193
Unknown	25,778	33,126	58,904
Other race includes Asian, native Hawaiian/Pacific Islander, or other.			
Ethnicity	110,402	191,102	301,504
Hispanic	7,370	8,192	15,562
Non-Hispanic	51,511	112,956	164,467
Unknown	51,521	69,954	121,475
Gender	110,402	191,102	301,504
Female	63,873	111,409	175,282
Male	46,149	79,631	125,780
Unknown	380	62	442



COVID-19: Pasco County vaccine summary

Vaccination data through Mar 6, 2021 as of Mar 7, 2021 at 12:05 AM

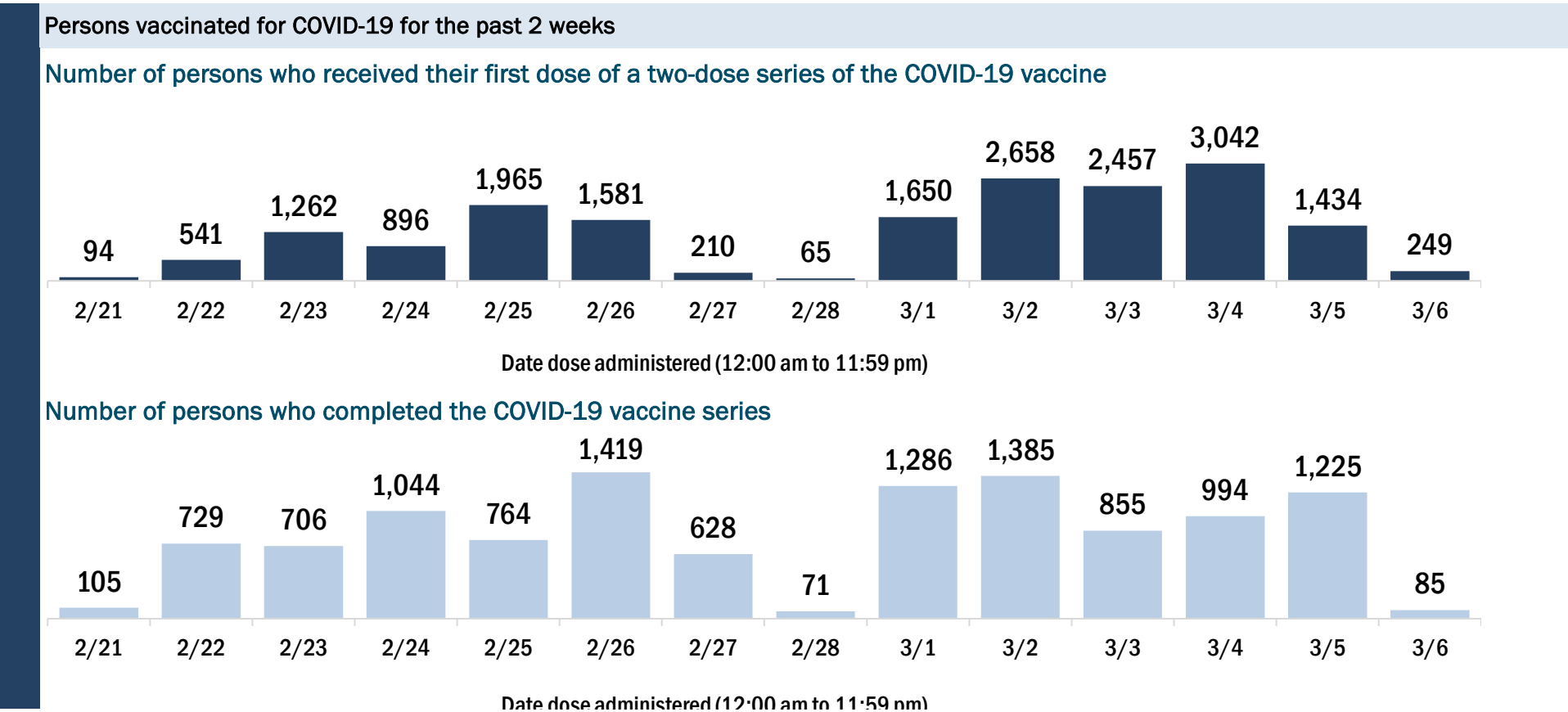
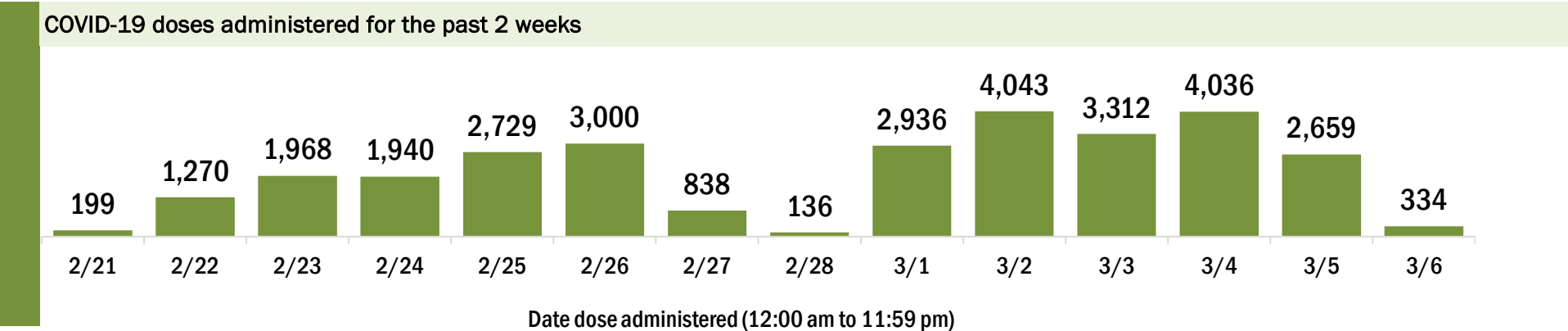
Data in this report are provisional and subject to change.

Data in this summary pertain to COVID-19 vaccines approved by the U.S. Food and Drug Administration and have been issued an Emergency Use Authorization (Janssen COVID-19 Vaccine, Moderna COVID-19 Vaccine and Pfizer-BioNTech COVID-19 Vaccine). These data summarize the number of people who have received either their first dose or have completed the series for a COVID-19 vaccine. **A person can only be counted in one category, first dose or series complete.** For persons receiving Moderna or Pfizer vaccines, once they receive their second dose, they are moved from the first dose column to the series completed column. **Because of this, the total first dose category may show a change from report to report not matching the total receiving their first dose from the previous day.** Persons receiving Johnson & Johnson vaccines will always be counted in the series completed column.

COVID-19 doses for vaccinated persons in Florida	
Doses administered	114,618
People receiving one dose of a 1-dose series (Johnson & Johnson) or receiving only one dose of a 2-dose series (Moderna, Pfizer) count once. Persons receiving both doses of a 2-dose series count twice.	

Current status of persons vaccinated for COVID-19 in Florida	
Total people vaccinated	78,673
First dose	42,605
Series completed	36,068
Completed 1-dose series	123
Completed 2-dose series	35,945
First dose: current number of people who have only received their first dose of the Moderna or Pfizer vaccine.	
Series complete: current number of people who have received both Moderna or Pfizer vaccine doses or one Johnson & Johnson dose and are considered fully immunized.	

Demographic summary	First dose	Series complete	Total people vaccinated
Age group	42,605	36,068	78,673
16-24 years	402	544	946
25-34 years	782	1,766	2,548
35-44 years	1,206	2,495	3,701
45-54 years	1,640	3,077	4,717
55-64 years	2,567	3,507	6,074
65-74 years	19,665	13,729	33,394
75-84 years	12,763	8,100	20,863
85+ years	3,580	2,850	6,430
Race	42,605	36,068	78,673
White	32,648	26,273	58,921
Black	949	894	1,843
American Indian/Alaskan	133	109	242
Other	3,009	5,287	8,296
Unknown	5,866	3,505	9,371
Other race includes Asian, native Hawaiian/Pacific Islander, or other.			
Ethnicity	42,605	36,068	78,673
Hispanic	1,548	1,517	3,065
Non-Hispanic	23,912	20,861	44,773
Unknown	17,145	13,690	30,835
Gender	42,605	36,068	78,673
Female	24,737	21,729	46,466
Male	17,737	14,297	32,034
Unknown	131	42	173



COVID-19: Pinellas County vaccine summary

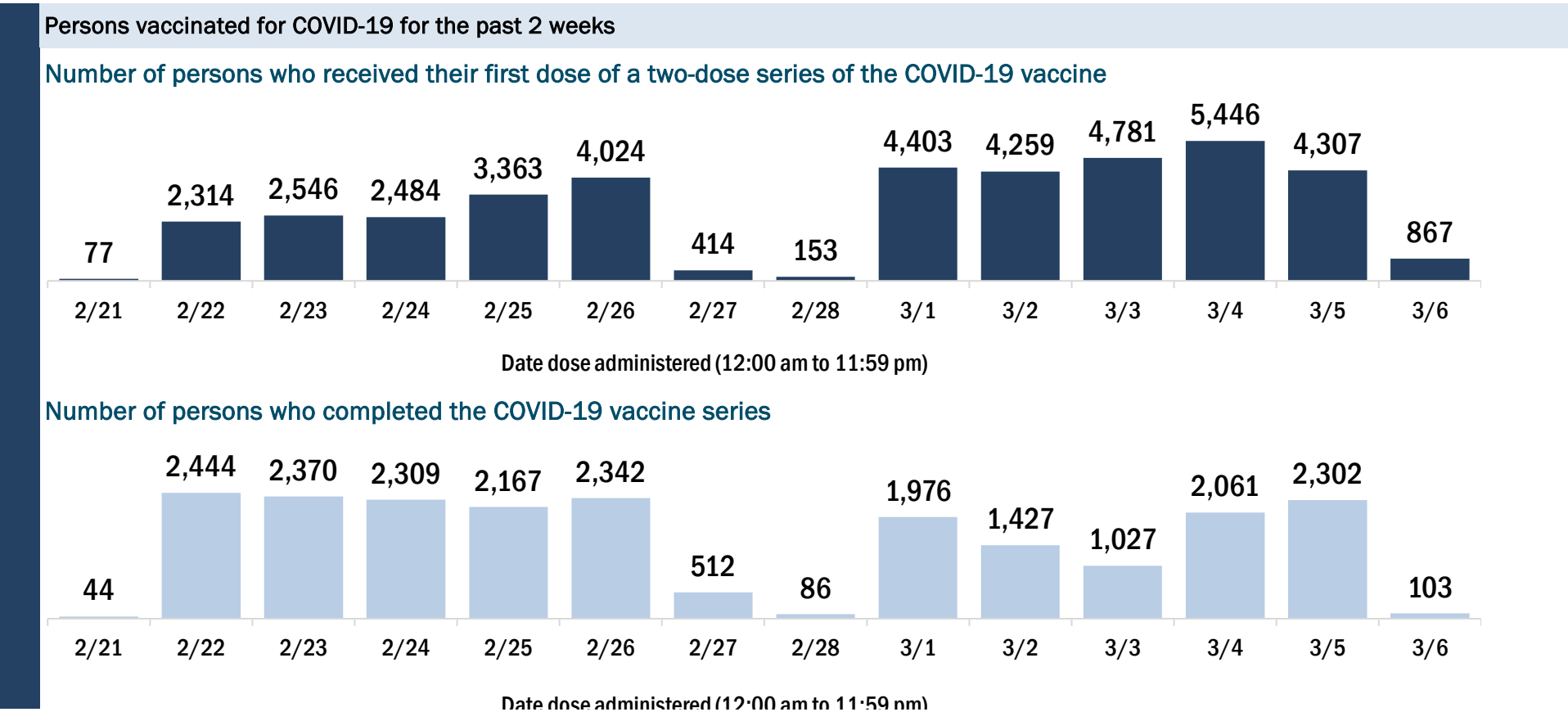
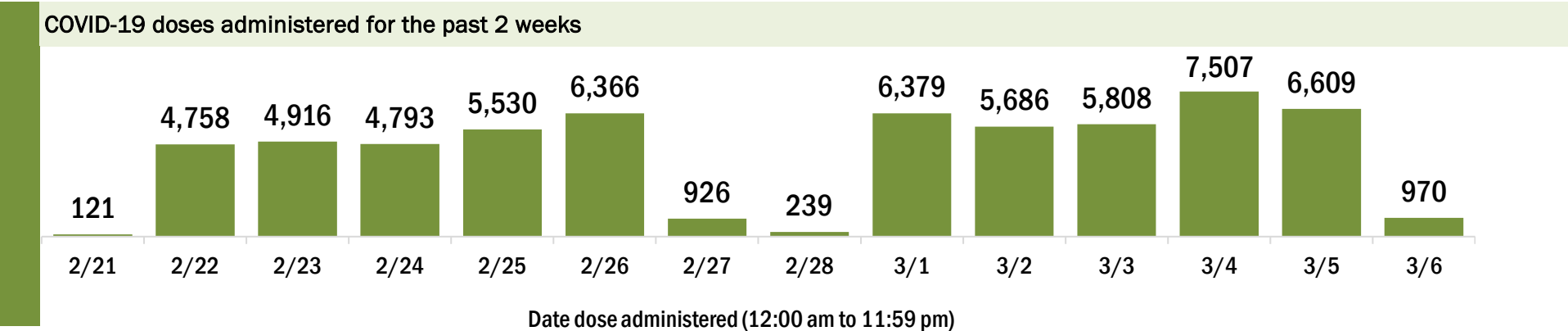
Vaccination data through Mar 6, 2021 as of Mar 7, 2021 at 12:05 AM

Data in this report are provisional and subject to change.

Data in this summary pertain to COVID-19 vaccines approved by the U.S. Food and Drug Administration and have been issued an Emergency Use Authorization (Janssen COVID-19 Vaccine, Moderna COVID-19 Vaccine and Pfizer-BioNTech COVID-19 Vaccine). These data summarize the number of people who have received either their first dose or have completed the series for a COVID-19 vaccine. **A person can only be counted in one category, first dose or series complete.** For persons receiving Moderna or Pfizer vaccines, once they receive their second dose, they are moved from the first dose column to the series completed column. **Because of this, the total first dose category may show a change from report to report not matching the total receiving their first dose from the previous day.** Persons receiving Johnson & Johnson vaccines will always be counted in the series completed column.

COVID-19 doses for vaccinated persons in Florida	
Doses administered	258,308
People receiving one dose of a 1-dose series (Johnson & Johnson) or receiving only one dose of a 2-dose series (Moderna, Pfizer) count once. Persons receiving both doses of a 2-dose series count twice.	
Current status of persons vaccinated for COVID-19 in Florida	
Total people vaccinated	171,183
First dose	83,897
Series completed	87,286
Completed 1-dose series	161
Completed 2-dose series	87,125
First dose: current number of people who have only received their first dose of the Moderna or Pfizer vaccine.	
Series complete: current number of people who have received both Moderna or Pfizer vaccine doses or one Johnson & Johnson dose and are considered fully immunized.	

Demographic summary		First dose	Series complete	Total people vaccinated
Age group		83,897	87,286	171,183
16-24 years		690	969	1,659
25-34 years		1,763	4,485	6,248
35-44 years		2,220	5,256	7,476
45-54 years		3,232	6,350	9,582
55-64 years		6,764	9,108	15,872
65-74 years		39,488	35,048	74,536
75-84 years		22,156	17,485	39,641
85+ years		7,584	8,585	16,169
Race		83,897	87,286	171,183
White		59,843	64,152	123,995
Black		3,530	3,220	6,750
American Indian/Alaskan		182	178	360
Other		5,292	9,354	14,646
Unknown		15,050	10,382	25,432
Other race includes Asian, native Hawaiian/Pacific Islander, or other.				
Ethnicity		83,897	87,286	171,183
Hispanic		1,723	2,573	4,296
Non-Hispanic		42,039	48,235	90,274
Unknown		40,135	36,478	76,613
Gender		83,897	87,286	171,183
Female		48,493	52,601	101,094
Male		35,080	34,502	69,582
Unknown		324	183	507



COVID-19: Polk County vaccine summary

Vaccination data through Mar 6, 2021 as of Mar 7, 2021 at 12:05 AM

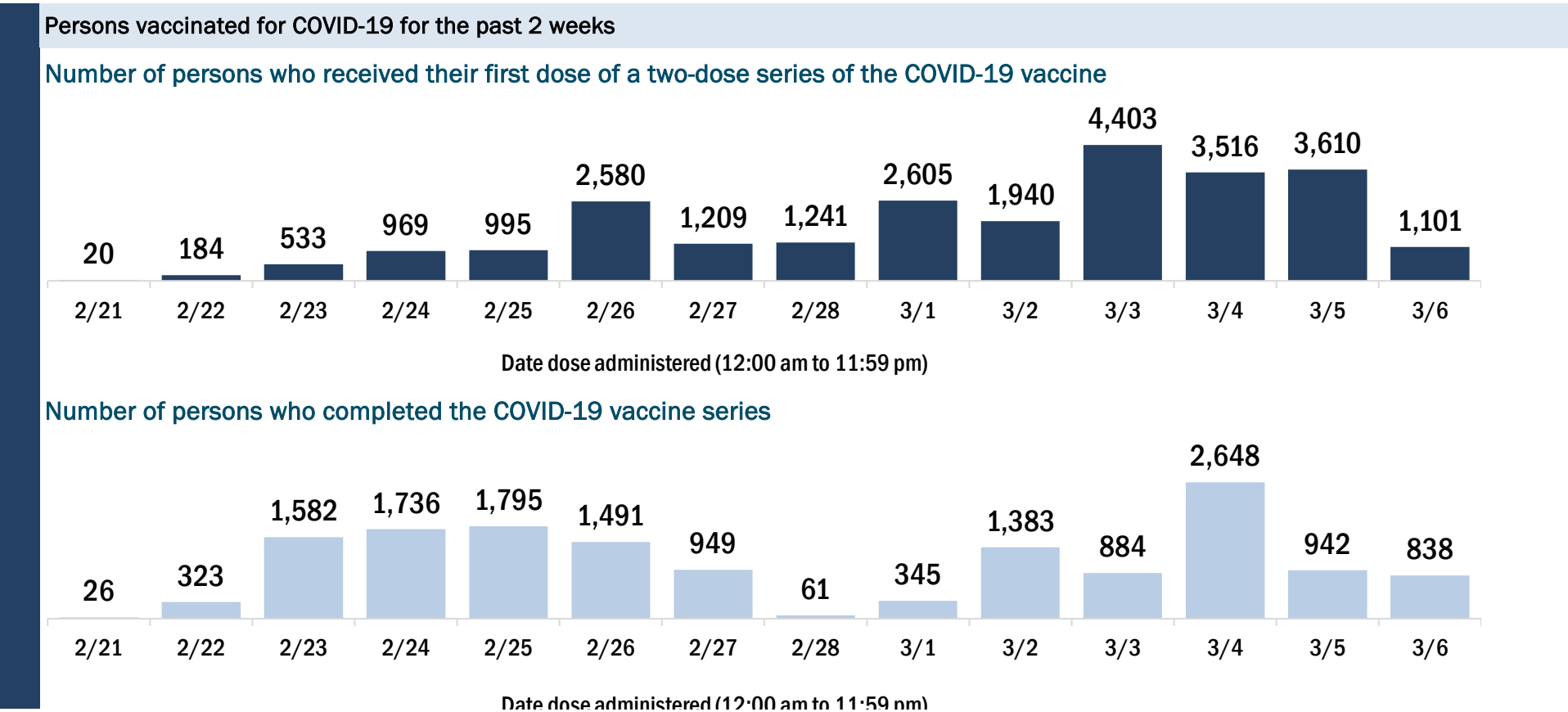
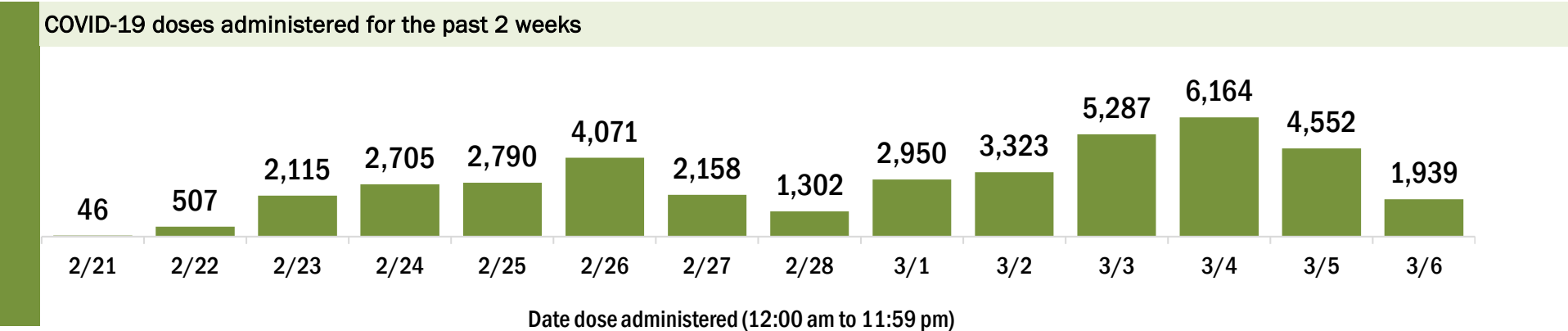
Data in this report are provisional and subject to change.

Data in this summary pertain to COVID-19 vaccines approved by the U.S. Food and Drug Administration and have been issued an Emergency Use Authorization (Janssen COVID-19 Vaccine, Moderna COVID-19 Vaccine and Pfizer-BioNTech COVID-19 Vaccine). These data summarize the number of people who have received either their first dose or have completed the series for a COVID-19 vaccine. **A person can only be counted in one category, first dose or series complete.** For persons receiving Moderna or Pfizer vaccines, once they receive their second dose, they are moved from the first dose column to the series completed column. **Because of this, the total first dose category may show a change from report to report not matching the total receiving their first dose from the previous day.** Persons receiving Johnson & Johnson vaccines will always be counted in the series completed column.

COVID-19 doses for vaccinated persons in Florida	
Doses administered	133,423
People receiving one dose of a 1-dose series (Johnson & Johnson) or receiving only one dose of a 2-dose series (Moderna, Pfizer) count once. Persons receiving both doses of a 2-dose series count twice.	

Current status of persons vaccinated for COVID-19 in Florida	
Total people vaccinated	90,054
First dose	46,623
Series completed	43,431
Completed 1-dose series	62
Completed 2-dose series	43,369
First dose: current number of people who have only received their first dose of the Moderna or Pfizer vaccine.	
Series complete: current number of people who have received both Moderna or Pfizer vaccine doses or one Johnson & Johnson dose and are considered fully immunized.	

Demographic summary	First dose	Series complete	Total people vaccinated
Age group	46,623	43,431	90,054
16-24 years	363	451	814
25-34 years	923	1,615	2,538
35-44 years	1,331	2,202	3,533
45-54 years	1,866	2,783	4,649
55-64 years	3,707	3,456	7,163
65-74 years	20,968	18,343	39,311
75-84 years	13,510	11,153	24,663
85+ years	3,955	3,428	7,383
Race	46,623	43,431	90,054
White	33,386	31,725	65,111
Black	2,433	2,627	5,060
American Indian/Alaskan	253	252	505
Other	2,588	4,017	6,605
Unknown	7,963	4,810	12,773
Other race includes Asian, native Hawaiian/Pacific Islander, or other.			
Ethnicity	46,623	43,431	90,054
Hispanic	2,479	2,392	4,871
Non-Hispanic	24,123	25,299	49,422
Unknown	20,021	15,740	35,761
Gender	46,623	43,431	90,054
Female	26,113	25,571	51,684
Male	20,290	17,847	38,137
Unknown	220	13	233



COVID-19: Putnam County vaccine summary

Vaccination data through Mar 6, 2021 as of Mar 7, 2021 at 12:05 AM

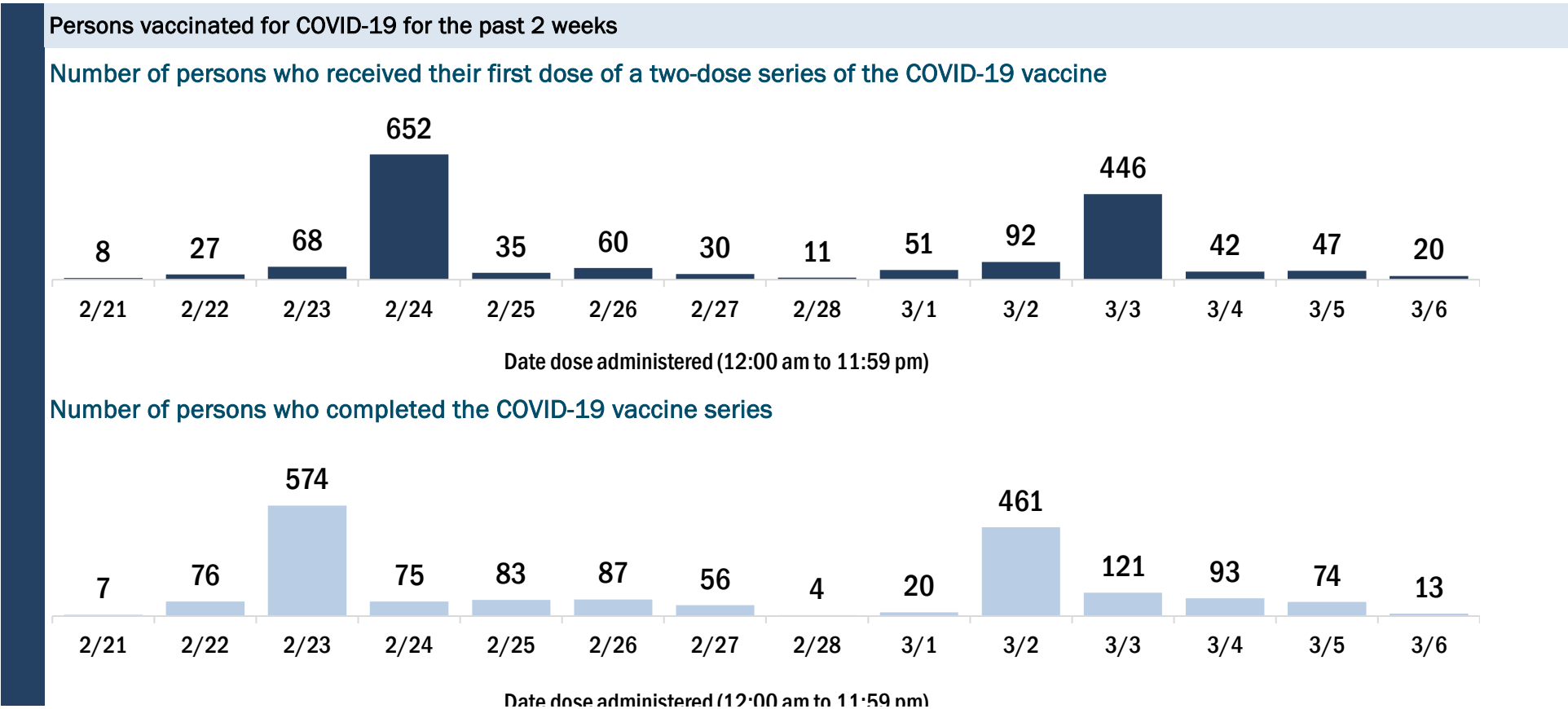
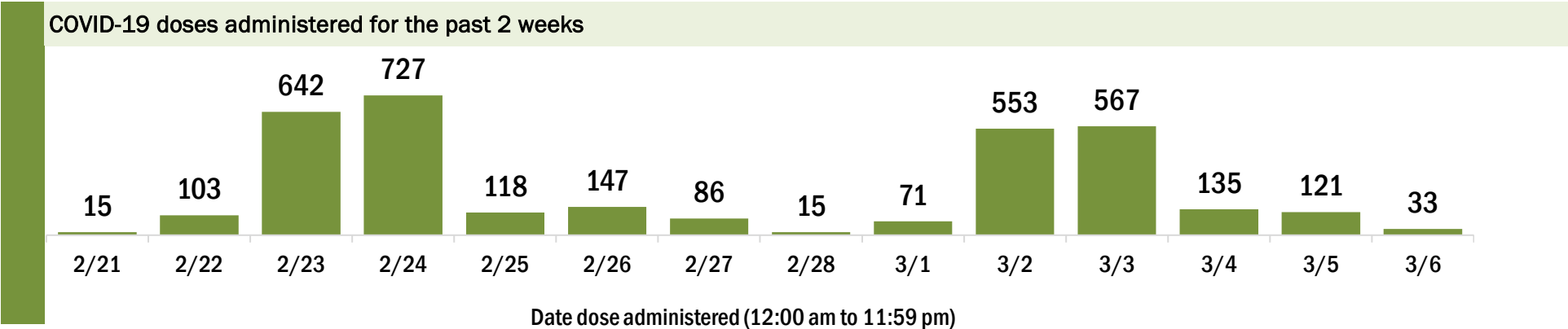
Data in this report are provisional and subject to change.

Data in this summary pertain to COVID-19 vaccines approved by the U.S. Food and Drug Administration and have been issued an Emergency Use Authorization (Janssen COVID-19 Vaccine, Moderna COVID-19 Vaccine and Pfizer-BioNTech COVID-19 Vaccine). These data summarize the number of people who have received either their first dose or have completed the series for a COVID-19 vaccine. **A person can only be counted in one category, first dose or series complete.** For persons receiving Moderna or Pfizer vaccines, once they receive their second dose, they are moved from the first dose column to the series completed column. **Because of this, the total first dose category may show a change from report to report not matching the total receiving their first dose from the previous day.** Persons receiving Johnson & Johnson vaccines will always be counted in the series completed column.

COVID-19 doses for vaccinated persons in Florida	
Doses administered	13,826
People receiving one dose of a 1-dose series (Johnson & Johnson) or receiving only one dose of a 2-dose series (Moderna, Pfizer) count once. Persons receiving both doses of a 2-dose series count twice.	

Current status of persons vaccinated for COVID-19 in Florida	
Total people vaccinated	8,893
First dose	3,959
Series completed	4,934
Completed 1-dose series	1
Completed 2-dose series	4,933
First dose: current number of people who have only received their first dose of the Moderna or Pfizer vaccine.	
Series complete: current number of people who have received both Moderna or Pfizer vaccine doses or one Johnson & Johnson dose and are considered fully immunized.	

Demographic summary	First dose	Series complete	Total people vaccinated
Age group	3,959	4,934	8,893
16-24 years	23	44	67
25-34 years	62	113	175
35-44 years	69	155	224
45-54 years	135	227	362
55-64 years	335	409	744
65-74 years	1,918	2,244	4,162
75-84 years	1,069	1,316	2,385
85+ years	348	426	774
Race	3,959	4,934	8,893
White	3,135	3,818	6,953
Black	299	277	576
American Indian/Alaskan	39	29	68
Other	261	393	654
Unknown	225	417	642
Other race includes Asian, native Hawaiian/Pacific Islander, or other.			
Ethnicity	3,959	4,934	8,893
Hispanic	116	91	207
Non-Hispanic	2,973	3,376	6,349
Unknown	870	1,467	2,337
Gender	3,959	4,934	8,893
Female	2,205	2,829	5,034
Male	1,750	2,104	3,854
Unknown	4	1	5



COVID-19: Santa Rosa County vaccine summary

Vaccination data through Mar 6, 2021 as of Mar 7, 2021 at 12:05 AM

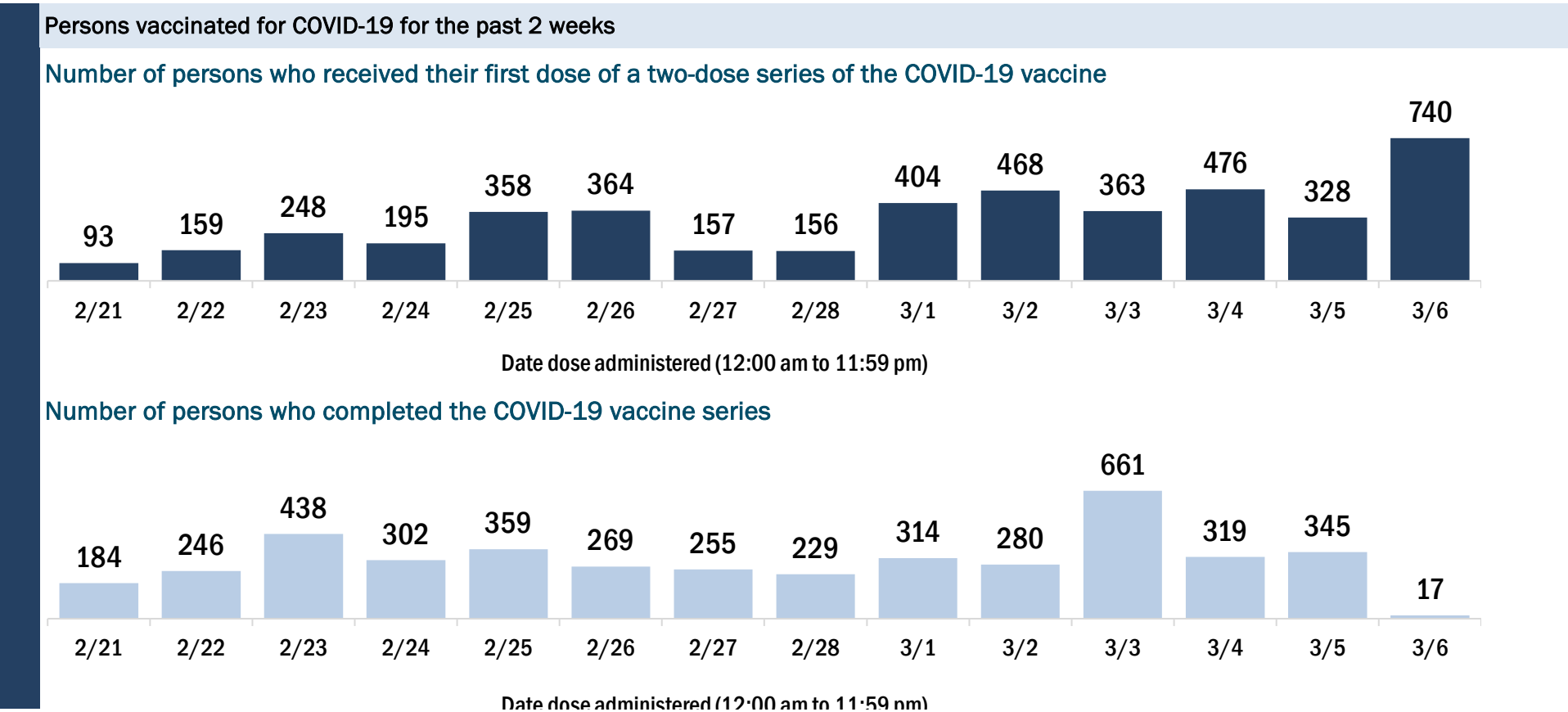
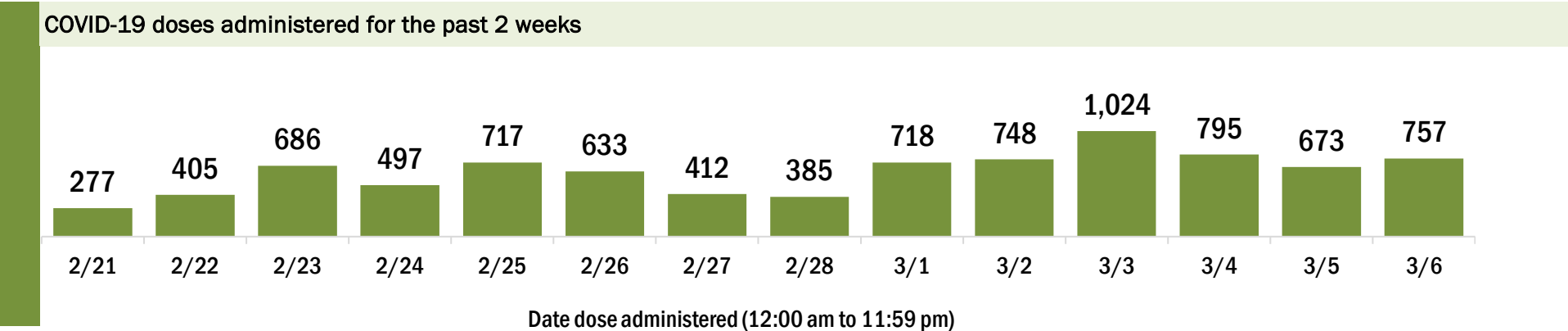
Data in this report are provisional and subject to change.

Data in this summary pertain to COVID-19 vaccines approved by the U.S. Food and Drug Administration and have been issued an Emergency Use Authorization (Janssen COVID-19 Vaccine, Moderna COVID-19 Vaccine and Pfizer-BioNTech COVID-19 Vaccine). These data summarize the number of people who have received either their first dose or have completed the series for a COVID-19 vaccine. **A person can only be counted in one category, first dose or series complete.** For persons receiving Moderna or Pfizer vaccines, once they receive their second dose, they are moved from the first dose column to the series completed column. **Because of this, the total first dose category may show a change from report to report not matching the total receiving their first dose from the previous day.** Persons receiving Johnson & Johnson vaccines will always be counted in the series completed column.

COVID-19 doses for vaccinated persons in Florida	
Doses administered	44,294
People receiving one dose of a 1-dose series (Johnson & Johnson) or receiving only one dose of a 2-dose series (Moderna, Pfizer) count once. Persons receiving both doses of a 2-dose series count twice.	

Current status of persons vaccinated for COVID-19 in Florida	
Total people vaccinated	28,548
First dose	12,784
Series completed	15,764
Completed 1-dose series	18
Completed 2-dose series	15,746
First dose: current number of people who have only received their first dose of the Moderna or Pfizer vaccine.	
Series complete: current number of people who have received both Moderna or Pfizer vaccine doses or one Johnson & Johnson dose and are considered fully immunized.	

Demographic summary	First dose	Series complete	Total people vaccinated
Age group	12,784	15,764	28,548
16-24 years	168	203	371
25-34 years	424	627	1,051
35-44 years	650	936	1,586
45-54 years	1,056	1,099	2,155
55-64 years	1,742	1,481	3,223
65-74 years	5,329	6,833	12,162
75-84 years	2,665	3,544	6,209
85+ years	750	1,041	1,791
Race	12,784	15,764	28,548
White	8,723	11,831	20,554
Black	316	348	664
American Indian/Alaskan	73	88	161
Other	803	1,251	2,054
Unknown	2,869	2,246	5,115
Other race includes Asian, native Hawaiian/Pacific Islander, or other.			
Ethnicity	12,784	15,764	28,548
Hispanic	228	173	401
Non-Hispanic	6,876	9,135	16,011
Unknown	5,680	6,456	12,136
Gender	12,784	15,764	28,548
Female	7,371	9,082	16,453
Male	5,404	6,682	12,086
Unknown	9	0	9



COVID-19: Sarasota County vaccine summary

Vaccination data through Mar 6, 2021 as of Mar 7, 2021 at 12:05 AM

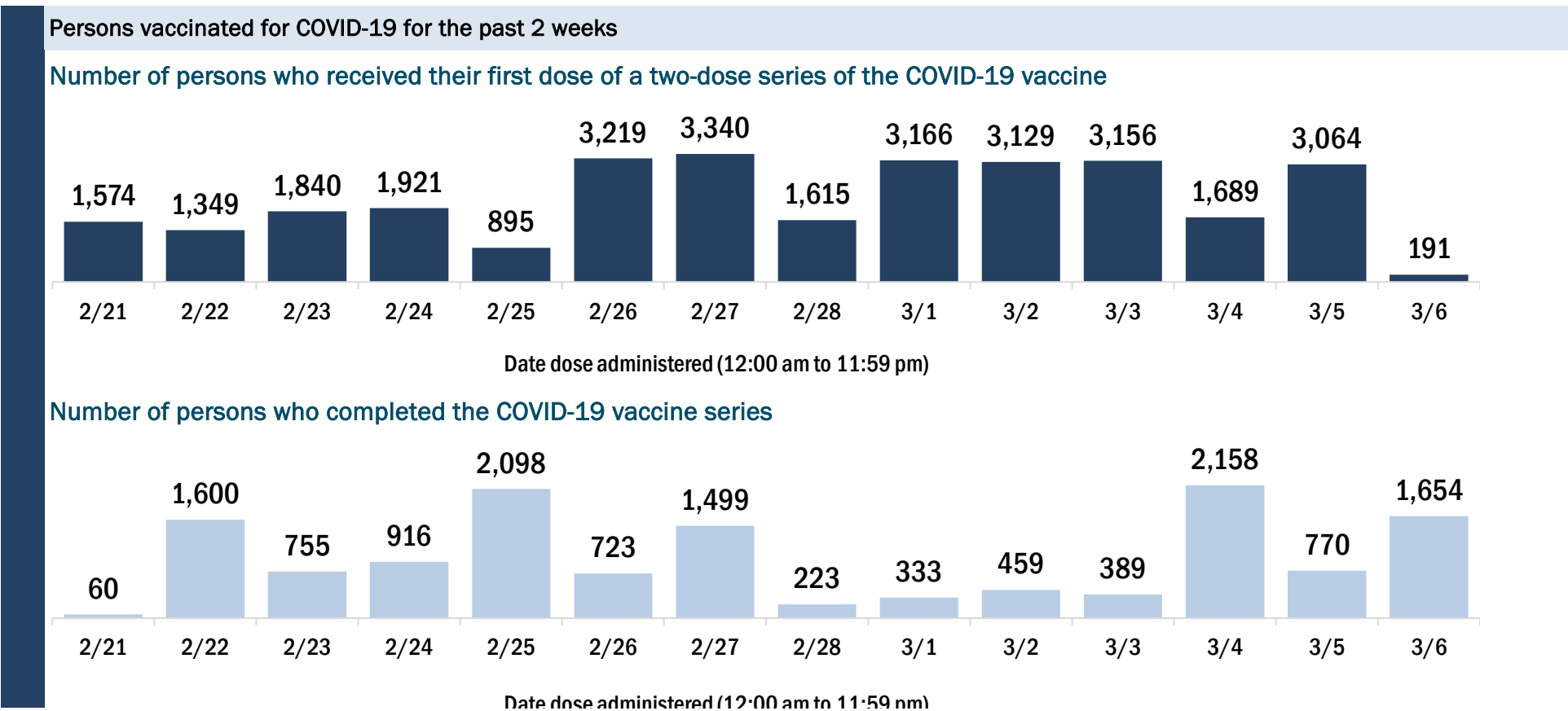
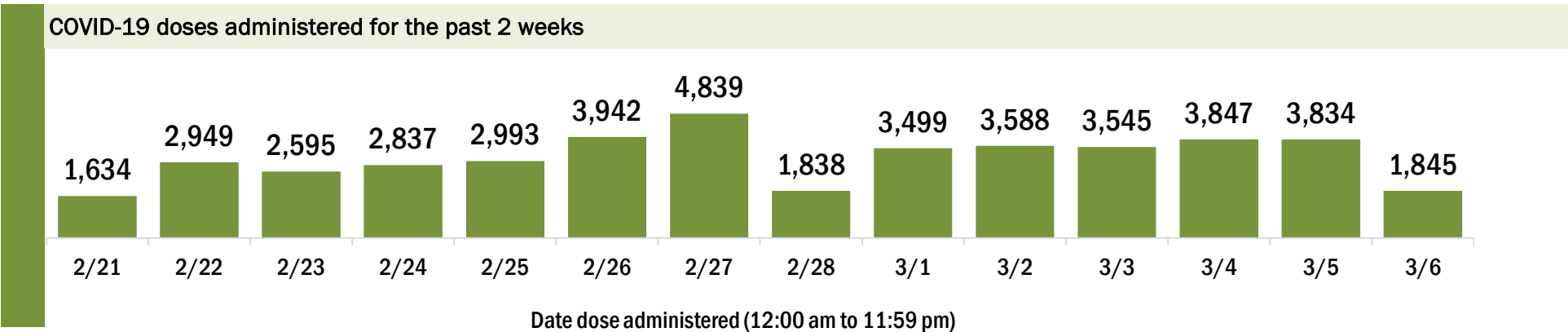
Data in this report are provisional and subject to change.

Data in this summary pertain to COVID-19 vaccines approved by the U.S. Food and Drug Administration and have been issued an Emergency Use Authorization (Janssen COVID-19 Vaccine, Moderna COVID-19 Vaccine and Pfizer-BioNTech COVID-19 Vaccine). These data summarize the number of people who have received either their first dose or have completed the series for a COVID-19 vaccine. **A person can only be counted in one category, first dose or series complete.** For persons receiving Moderna or Pfizer vaccines, once they receive their second dose, they are moved from the first dose column to the series completed column. **Because of this, the total first dose category may show a change from report to report not matching the total receiving their first dose from the previous day.** Persons receiving Johnson & Johnson vaccines will always be counted in the series completed column.

COVID-19 doses for vaccinated persons in Florida	
Doses administered	154,410
People receiving one dose of a 1-dose series (Johnson & Johnson) or receiving only one dose of a 2-dose series (Moderna, Pfizer) count once. Persons receiving both doses of a 2-dose series count twice.	

Current status of persons vaccinated for COVID-19 in Florida	
Total people vaccinated	107,168
First dose	59,885
Series completed	47,283
Completed 1-dose series	41
Completed 2-dose series	47,242
First dose: current number of people who have only received their first dose of the Moderna or Pfizer vaccine.	
Series complete: current number of people who have received both Moderna or Pfizer vaccine doses or one Johnson & Johnson dose and are considered fully immunized.	

Demographic summary	First dose	Series complete	Total people vaccinated
Age group	59,885	47,283	107,168
16-24 years	274	492	766
25-34 years	559	1,585	2,144
35-44 years	711	2,054	2,765
45-54 years	1,141	2,972	4,113
55-64 years	2,640	4,423	7,063
65-74 years	29,300	19,167	48,467
75-84 years	19,754	10,794	30,548
85+ years	5,506	5,796	11,302
Race	59,885	47,283	107,168
White	48,395	34,464	82,859
Black	560	541	1,101
American Indian/Alaskan	162	256	418
Other	2,891	6,262	9,153
Unknown	7,877	5,760	13,637
Other race includes Asian, native Hawaiian/Pacific Islander, or other.			
Ethnicity	59,885	47,283	107,168
Hispanic	900	836	1,736
Non-Hispanic	38,460	29,002	67,462
Unknown	20,525	17,445	37,970
Gender	59,885	47,283	107,168
Female	33,303	27,888	61,191
Male	26,521	19,356	45,877
Unknown	61	39	100



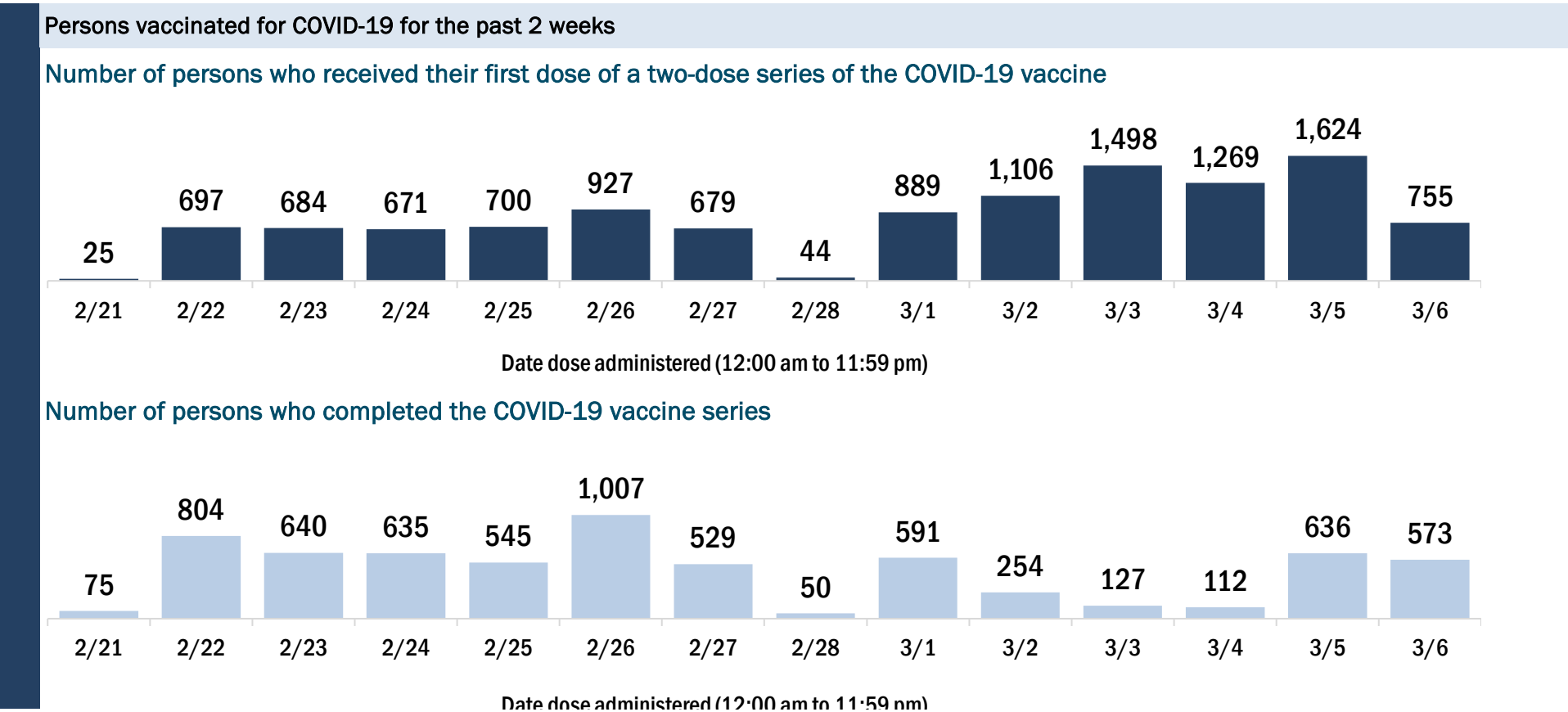
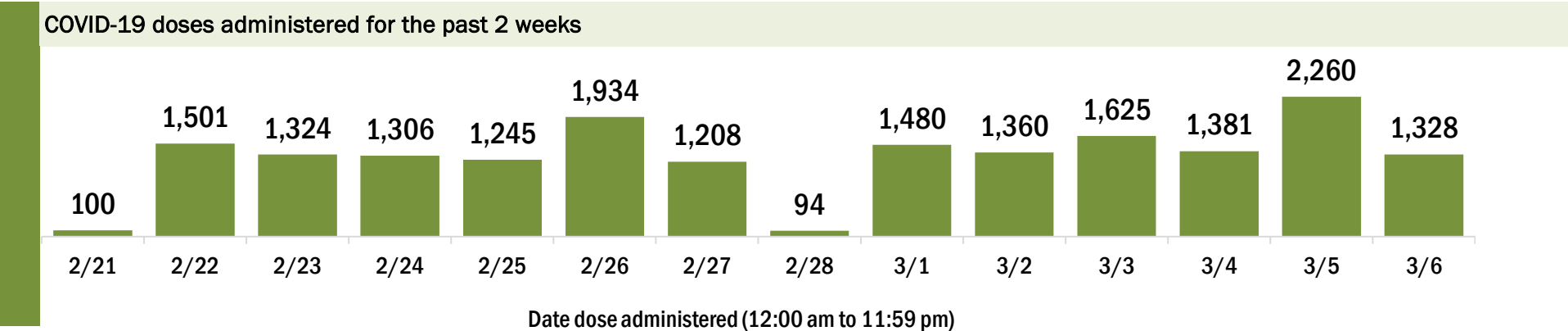
COVID-19: Seminole County vaccine summary

Vaccination data through Mar 6, 2021 as of Mar 7, 2021 at 12:05 AM

Data in this report are provisional and subject to change.

Data in this summary pertain to COVID-19 vaccines approved by the U.S. Food and Drug Administration and have been issued an Emergency Use Authorization (Janssen COVID-19 Vaccine, Moderna COVID-19 Vaccine and Pfizer-BioNTech COVID-19 Vaccine). These data summarize the number of people who have received either their first dose or have completed the series for a COVID-19 vaccine. **A person can only be counted in one category, first dose or series complete.** For persons receiving Moderna or Pfizer vaccines, once they receive their second dose, they are moved from the first dose column to the series completed column. **Because of this, the total first dose category may show a change from report to report not matching the total receiving their first dose from the previous day.** Persons receiving Johnson & Johnson vaccines will always be counted in the series completed column.

COVID-19 doses for vaccinated persons in Florida		Demographic summary			
Doses administered	103,683	First dose	Series complete	Total people vaccinated	
People receiving one dose of a 1-dose series (Johnson & Johnson) or receiving only one dose of a 2-dose series (Moderna, Pfizer) count once. Persons receiving both doses of a 2-dose series count twice.		Age group	23,201	40,333	63,534
		16-24 years	501	644	1,145
		25-34 years	1,149	1,930	3,079
		35-44 years	1,558	2,505	4,063
		45-54 years	2,171	2,724	4,895
		55-64 years	3,112	3,136	6,248
		65-74 years	8,642	17,242	25,884
		75-84 years	4,374	8,652	13,026
		85+ years	1,694	3,500	5,194
		Race	23,201	40,333	63,534
		White	14,745	29,975	44,720
		Black	1,774	1,994	3,768
		American Indian/Alaskan	135	253	388
		Other	3,117	6,653	9,770
		Unknown	3,430	1,458	4,888
		Other race includes Asian, native Hawaiian/Pacific Islander, or other.			
		Ethnicity	23,201	40,333	63,534
		Hispanic	2,213	3,014	5,227
		Non-Hispanic	10,849	24,664	35,513
		Unknown	10,139	12,655	22,794
		Gender	23,201	40,333	63,534
		Female	13,610	24,306	37,916
		Male	9,349	16,011	25,360
		Unknown	242	16	258



COVID-19: St. Johns County vaccine summary

Vaccination data through Mar 6, 2021 as of Mar 7, 2021 at 12:05 AM

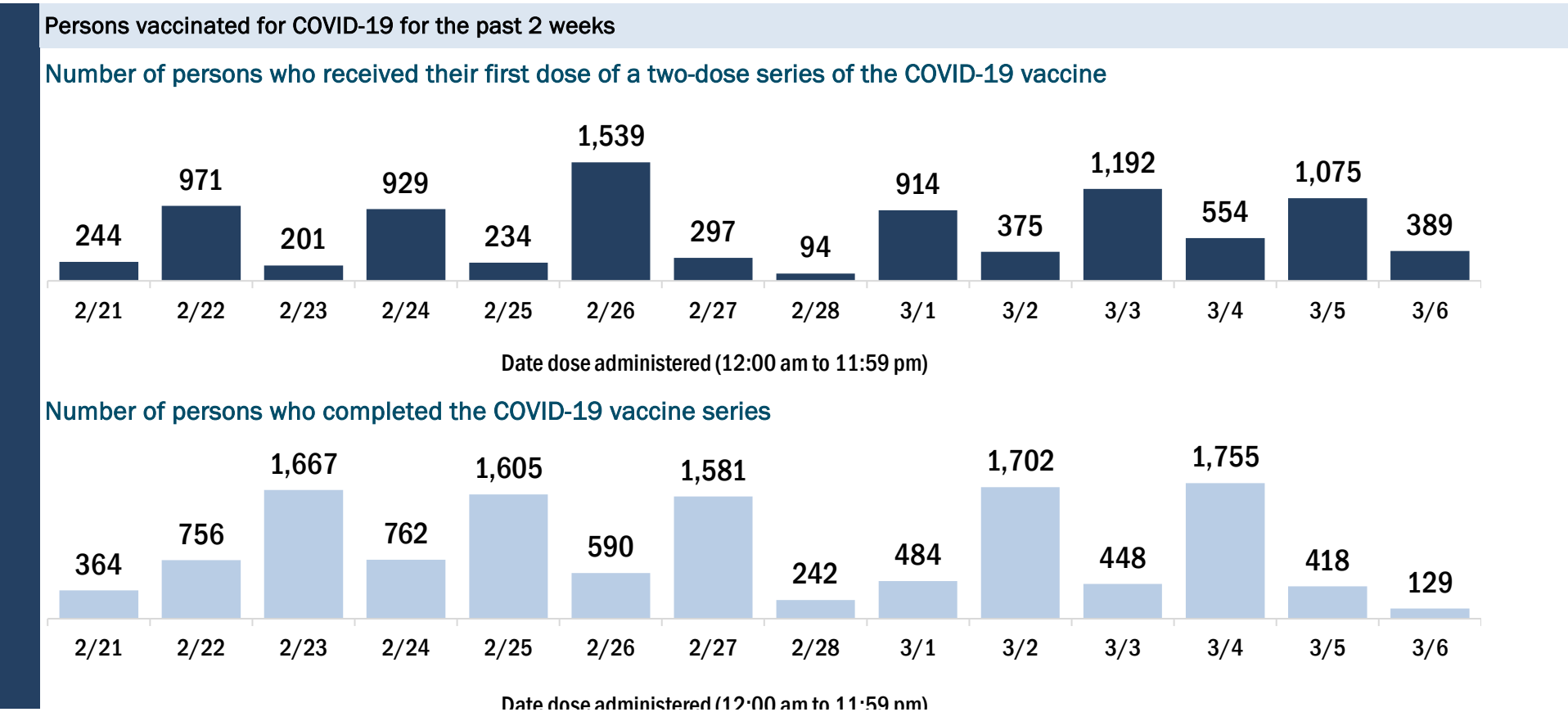
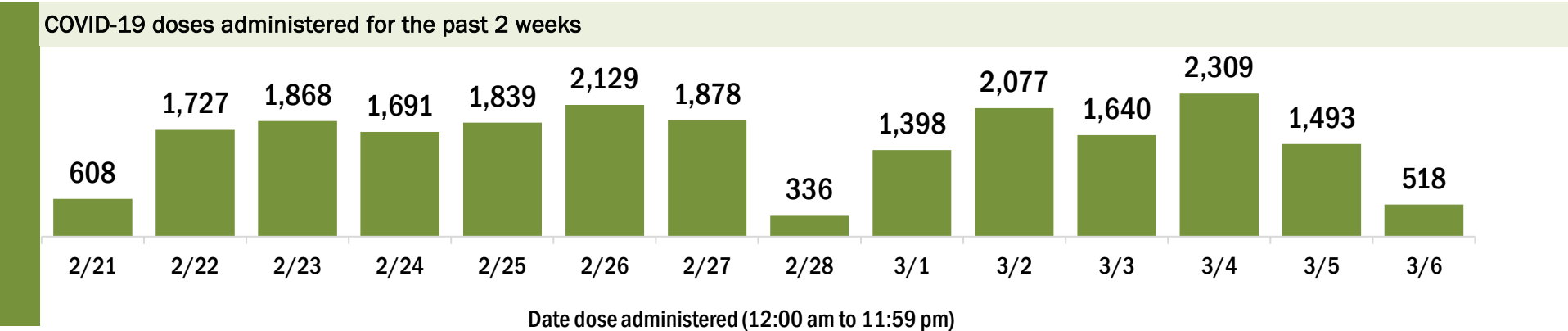
Data in this report are provisional and subject to change.

Data in this summary pertain to COVID-19 vaccines approved by the U.S. Food and Drug Administration and have been issued an Emergency Use Authorization (Janssen COVID-19 Vaccine, Moderna COVID-19 Vaccine and Pfizer-BioNTech COVID-19 Vaccine). These data summarize the number of people who have received either their first dose or have completed the series for a COVID-19 vaccine. **A person can only be counted in one category, first dose or series complete.** For persons receiving Moderna or Pfizer vaccines, once they receive their second dose, they are moved from the first dose column to the series completed column. **Because of this, the total first dose category may show a change from report to report not matching the total receiving their first dose from the previous day.** Persons receiving Johnson & Johnson vaccines will always be counted in the series completed column.

COVID-19 doses for vaccinated persons in Florida	
Doses administered	104,837
People receiving one dose of a 1-dose series (Johnson & Johnson) or receiving only one dose of a 2-dose series (Moderna, Pfizer) count once. Persons receiving both doses of a 2-dose series count twice.	

Current status of persons vaccinated for COVID-19 in Florida	
Total people vaccinated	63,199
First dose	21,512
Series completed	41,687
Completed 1-dose series	49
Completed 2-dose series	41,638
First dose: current number of people who have only received their first dose of the Moderna or Pfizer vaccine.	
Series complete: current number of people who have received both Moderna or Pfizer vaccine doses or one Johnson & Johnson dose and are considered fully immunized.	

Demographic summary	First dose	Series complete	Total people vaccinated
Age group	21,512	41,687	63,199
16-24 years	431	434	865
25-34 years	678	1,344	2,022
35-44 years	1,510	2,725	4,235
45-54 years	2,025	2,645	4,670
55-64 years	4,073	3,308	7,381
65-74 years	7,847	18,936	26,783
75-84 years	3,804	9,537	13,341
85+ years	1,144	2,758	3,902
Race	21,512	41,687	63,199
White	15,700	30,681	46,381
Black	783	954	1,737
American Indian/Alaskan	132	121	253
Other	1,614	4,630	6,244
Unknown	3,283	5,301	8,584
Other race includes Asian, native Hawaiian/Pacific Islander, or other.			
Ethnicity	21,512	41,687	63,199
Hispanic	736	906	1,642
Non-Hispanic	13,230	25,736	38,966
Unknown	7,546	15,045	22,591
Gender	21,512	41,687	63,199
Female	12,327	23,346	35,673
Male	9,167	18,330	27,497
Unknown	18	11	29



COVID-19: St. Lucie County vaccine summary

Vaccination data through Mar 6, 2021 as of Mar 7, 2021 at 12:05 AM

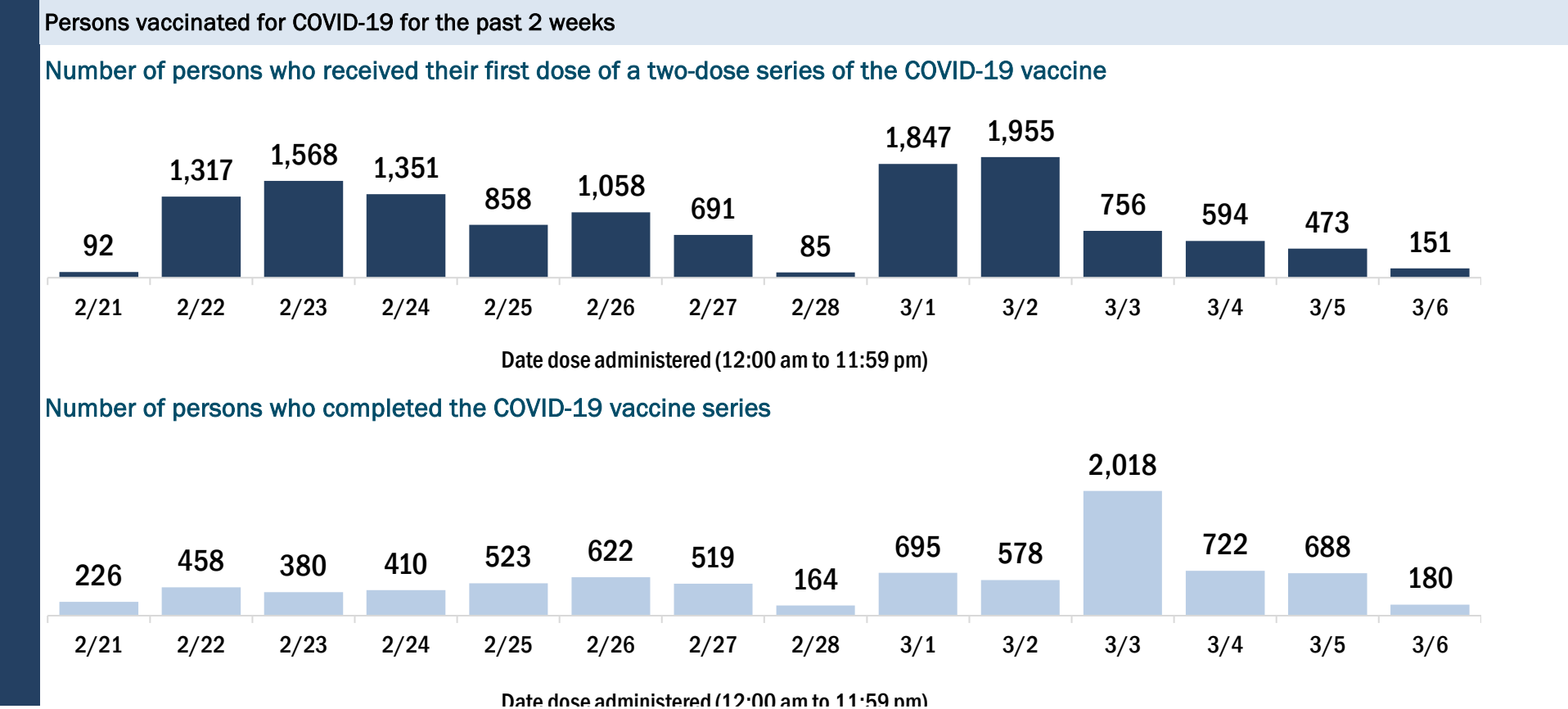
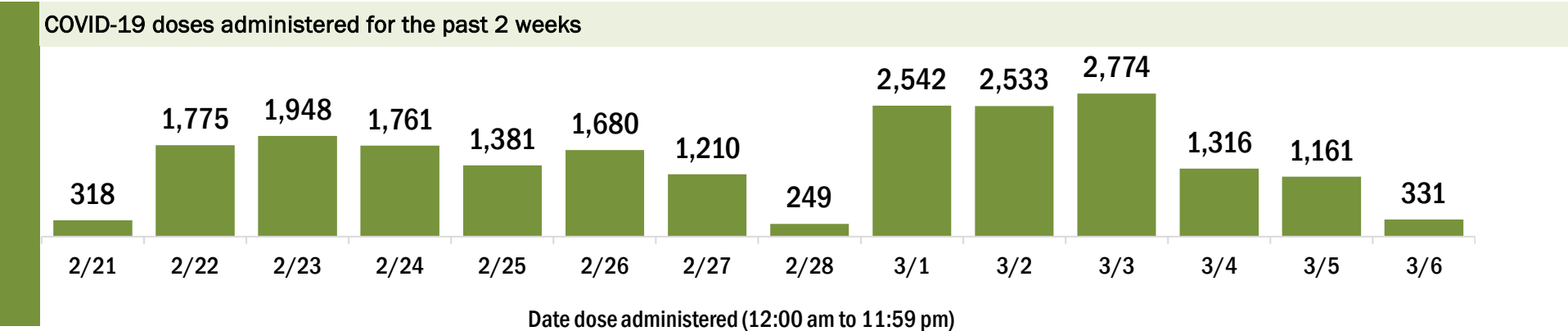
Data in this report are provisional and subject to change.

Data in this summary pertain to COVID-19 vaccines approved by the U.S. Food and Drug Administration and have been issued an Emergency Use Authorization (Janssen COVID-19 Vaccine, Moderna COVID-19 Vaccine and Pfizer-BioNTech COVID-19 Vaccine). These data summarize the number of people who have received either their first dose or have completed the series for a COVID-19 vaccine. **A person can only be counted in one category, first dose or series complete.** For persons receiving Moderna or Pfizer vaccines, once they receive their second dose, they are moved from the first dose column to the series completed column. **Because of this, the total first dose category may show a change from report to report not matching the total receiving their first dose from the previous day.** Persons receiving Johnson & Johnson vaccines will always be counted in the series completed column.

COVID-19 doses for vaccinated persons in Florida	
Doses administered	85,097
People receiving one dose of a 1-dose series (Johnson & Johnson) or receiving only one dose of a 2-dose series (Moderna, Pfizer) count once. Persons receiving both doses of a 2-dose series count twice.	

Current status of persons vaccinated for COVID-19 in Florida	
Total people vaccinated	55,530
First dose	25,950
Series completed	29,580
Completed 1-dose series	13
Completed 2-dose series	29,567
First dose: current number of people who have only received their first dose of the Moderna or Pfizer vaccine.	
Series complete: current number of people who have received both Moderna or Pfizer vaccine doses or one Johnson & Johnson dose and are considered fully immunized.	

Demographic summary	First dose	Series complete	Total people vaccinated
Age group	25,950	29,580	55,530
16-24 years	180	255	435
25-34 years	416	718	1,134
35-44 years	661	1,090	1,751
45-54 years	1,012	1,589	2,601
55-64 years	2,325	2,320	4,645
65-74 years	11,731	13,472	25,203
75-84 years	7,345	7,714	15,059
85+ years	2,280	2,422	4,702
Race	25,950	29,580	55,530
White	16,909	20,892	37,801
Black	2,506	1,710	4,216
American Indian/Alaskan	159	120	279
Other	1,726	3,233	4,959
Unknown	4,650	3,625	8,275
Other race includes Asian, native Hawaiian/Pacific Islander, or other.			
Ethnicity	25,950	29,580	55,530
Hispanic	1,612	1,330	2,942
Non-Hispanic	13,792	17,554	31,346
Unknown	10,546	10,696	21,242
Gender	25,950	29,580	55,530
Female	14,693	17,076	31,769
Male	11,191	12,497	23,688
Unknown	66	7	73



COVID-19: Sumter County vaccine summary

Vaccination data through Mar 6, 2021 as of Mar 7, 2021 at 12:05 AM

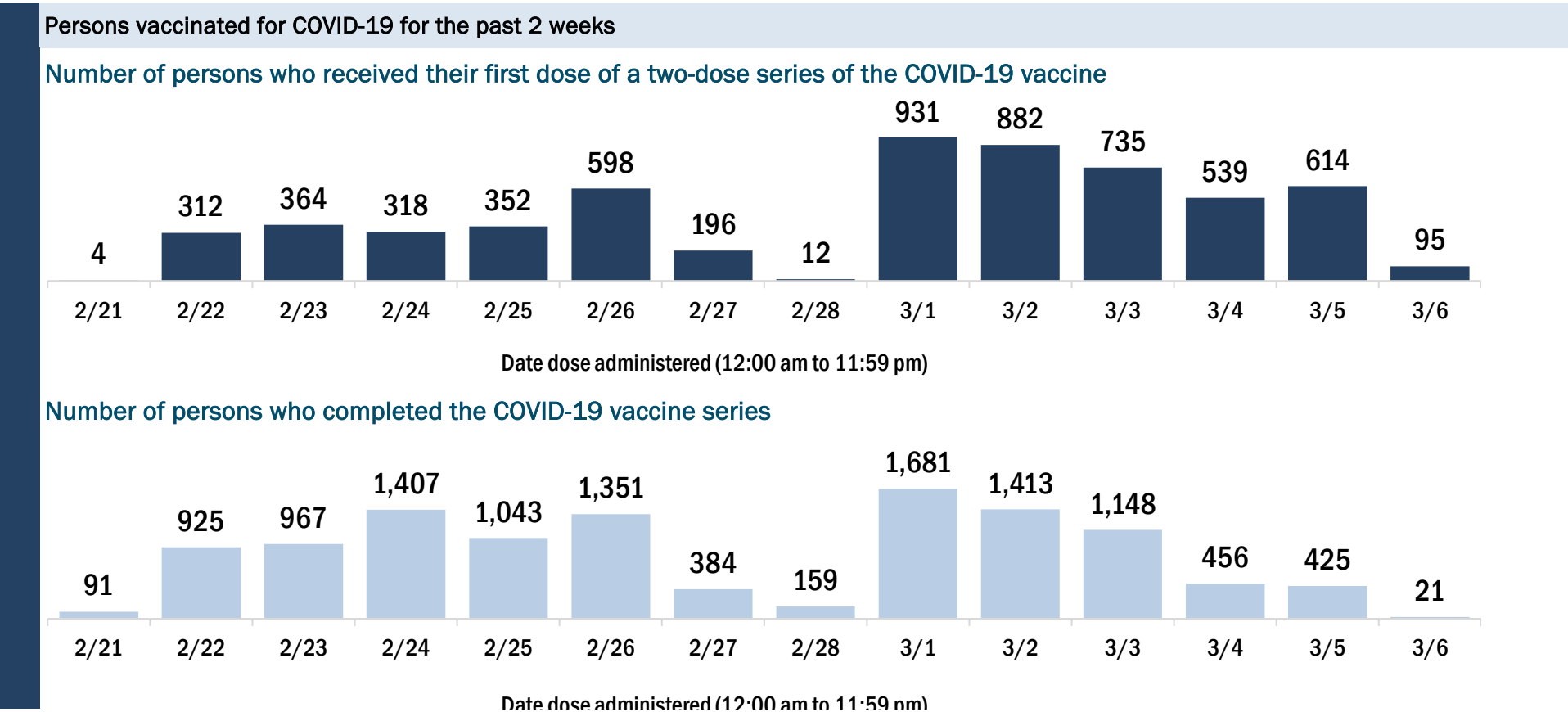
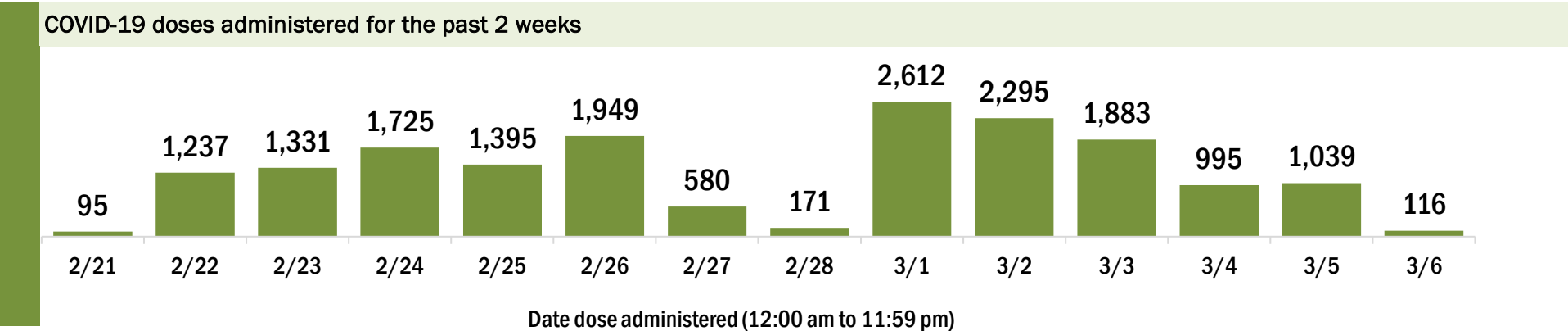
Data in this report are provisional and subject to change.

Data in this summary pertain to COVID-19 vaccines approved by the U.S. Food and Drug Administration and have been issued an Emergency Use Authorization (Janssen COVID-19 Vaccine, Moderna COVID-19 Vaccine and Pfizer-BioNTech COVID-19 Vaccine). These data summarize the number of people who have received either their first dose or have completed the series for a COVID-19 vaccine. **A person can only be counted in one category, first dose or series complete.** For persons receiving Moderna or Pfizer vaccines, once they receive their second dose, they are moved from the first dose column to the series completed column. **Because of this, the total first dose category may show a change from report to report not matching the total receiving their first dose from the previous day.** Persons receiving Johnson & Johnson vaccines will always be counted in the series completed column.

COVID-19 doses for vaccinated persons in Florida	
Doses administered	62,770
People receiving one dose of a 1-dose series (Johnson & Johnson) or receiving only one dose of a 2-dose series (Moderna, Pfizer) count once. Persons receiving both doses of a 2-dose series count twice.	

Current status of persons vaccinated for COVID-19 in Florida	
Total people vaccinated	41,680
First dose	20,577
Series completed	21,103
Completed 1-dose series	13
Completed 2-dose series	21,090
First dose: current number of people who have only received their first dose of the Moderna or Pfizer vaccine.	
Series complete: current number of people who have received both Moderna or Pfizer vaccine doses or one Johnson & Johnson dose and are considered fully immunized.	

Demographic summary	First dose	Series complete	Total people vaccinated
Age group	20,577	21,103	41,680
16-24 years	18	31	49
25-34 years	61	86	147
35-44 years	82	121	203
45-54 years	190	191	381
55-64 years	769	556	1,325
65-74 years	10,750	11,764	22,514
75-84 years	7,498	7,230	14,728
85+ years	1,209	1,124	2,333
Race	20,577	21,103	41,680
White	15,556	17,090	32,646
Black	209	189	398
American Indian/Alaskan	39	46	85
Other	991	1,052	2,043
Unknown	3,782	2,726	6,508
Other race includes Asian, native Hawaiian/Pacific Islander, or other.			
Ethnicity	20,577	21,103	41,680
Hispanic	264	200	464
Non-Hispanic	10,056	11,603	21,659
Unknown	10,257	9,300	19,557
Gender	20,577	21,103	41,680
Female	11,401	11,697	23,098
Male	9,105	9,401	18,506
Unknown	71	5	76



COVID-19: Suwannee County vaccine summary

Vaccination data through Mar 6, 2021 as of Mar 7, 2021 at 12:05 AM

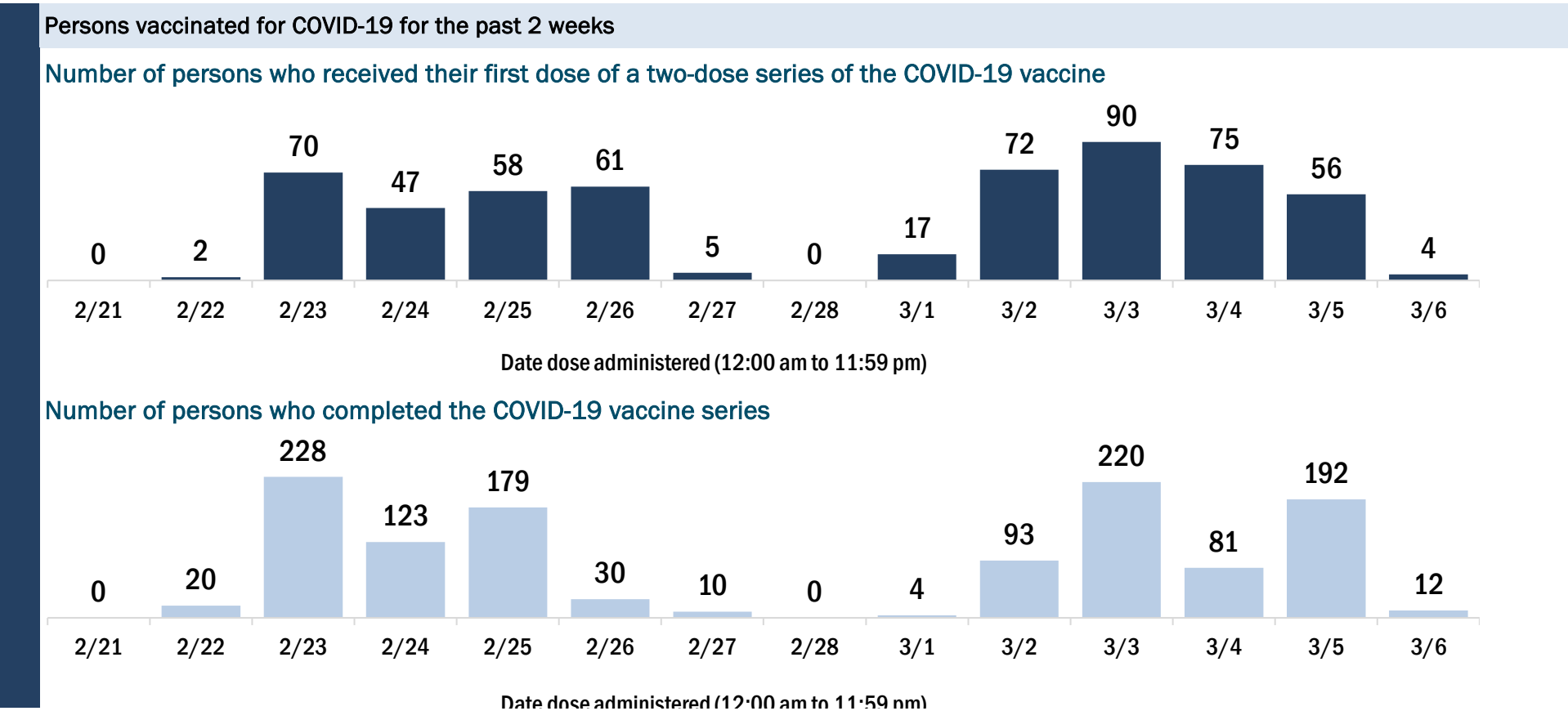
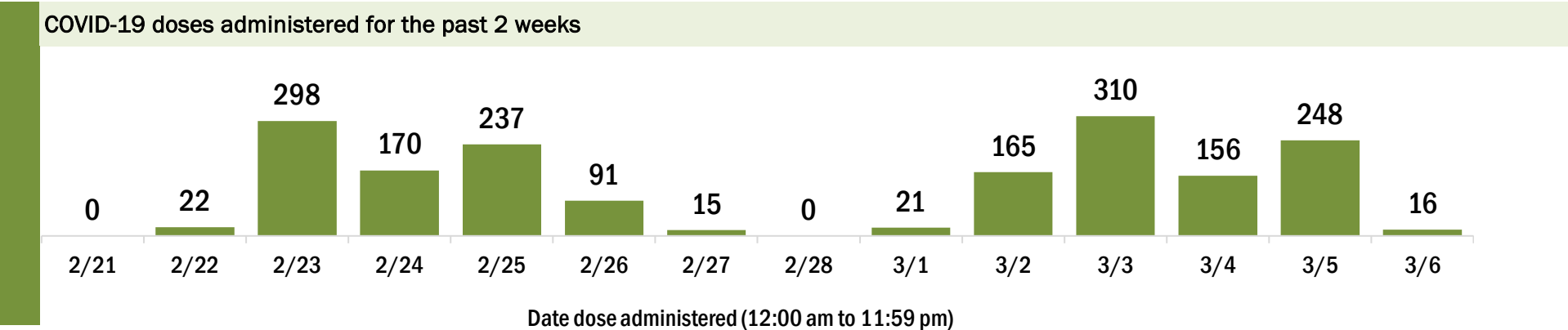
Data in this report are provisional and subject to change.

Data in this summary pertain to COVID-19 vaccines approved by the U.S. Food and Drug Administration and have been issued an Emergency Use Authorization (Janssen COVID-19 Vaccine, Moderna COVID-19 Vaccine and Pfizer-BioNTech COVID-19 Vaccine). These data summarize the number of people who have received either their first dose or have completed the series for a COVID-19 vaccine. **A person can only be counted in one category, first dose or series complete.** For persons receiving Moderna or Pfizer vaccines, once they receive their second dose, they are moved from the first dose column to the series completed column. **Because of this, the total first dose category may show a change from report to report not matching the total receiving their first dose from the previous day.** Persons receiving Johnson & Johnson vaccines will always be counted in the series completed column.

COVID-19 doses for vaccinated persons in Florida	
Doses administered	9,396
People receiving one dose of a 1-dose series (Johnson & Johnson) or receiving only one dose of a 2-dose series (Moderna, Pfizer) count once. Persons receiving both doses of a 2-dose series count twice.	

Current status of persons vaccinated for COVID-19 in Florida	
Total people vaccinated	5,473
First dose	1,550
Series completed	3,923
Completed 1-dose series	0
Completed 2-dose series	3,923
First dose: current number of people who have only received their first dose of the Moderna or Pfizer vaccine.	
Series complete: current number of people who have received both Moderna or Pfizer vaccine doses or one Johnson & Johnson dose and are considered fully immunized.	

Demographic summary	First dose	Series complete	Total people vaccinated
Age group	1,550	3,923	5,473
16-24 years	15	29	44
25-34 years	28	60	88
35-44 years	51	85	136
45-54 years	79	113	192
55-64 years	231	236	467
65-74 years	684	1,717	2,401
75-84 years	347	1,234	1,581
85+ years	115	449	564
Race	1,550	3,923	5,473
White	1,079	2,694	3,773
Black	146	194	340
American Indian/Alaskan	0	4	4
Other	99	273	372
Unknown	226	758	984
Other race includes Asian, native Hawaiian/Pacific Islander, or other.			
Ethnicity	1,550	3,923	5,473
Hispanic	39	45	84
Non-Hispanic	734	1,674	2,408
Unknown	777	2,204	2,981
Gender	1,550	3,923	5,473
Female	919	2,306	3,225
Male	631	1,617	2,248
Unknown	0	0	0



COVID-19: Taylor County vaccine summary

Vaccination data through Mar 6, 2021 as of Mar 7, 2021 at 12:05 AM

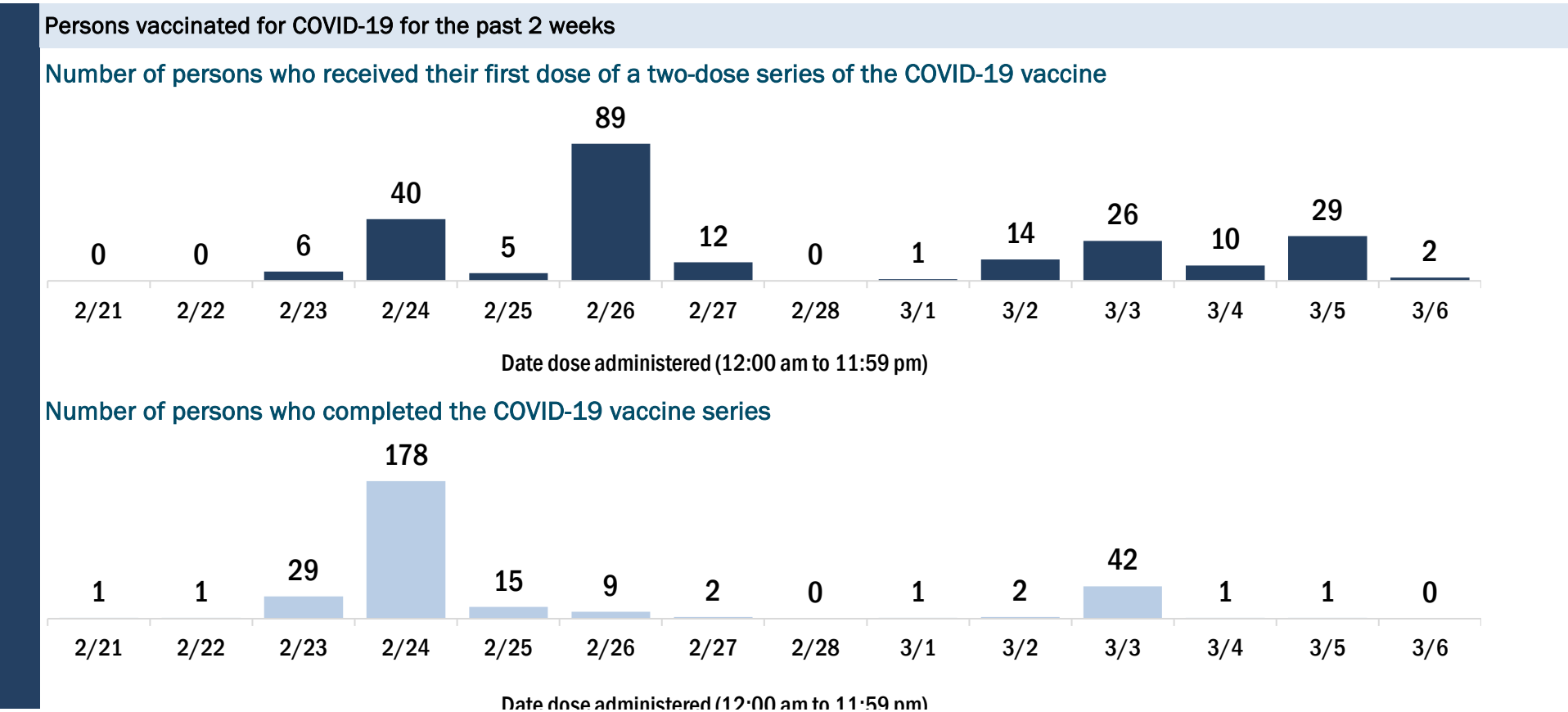
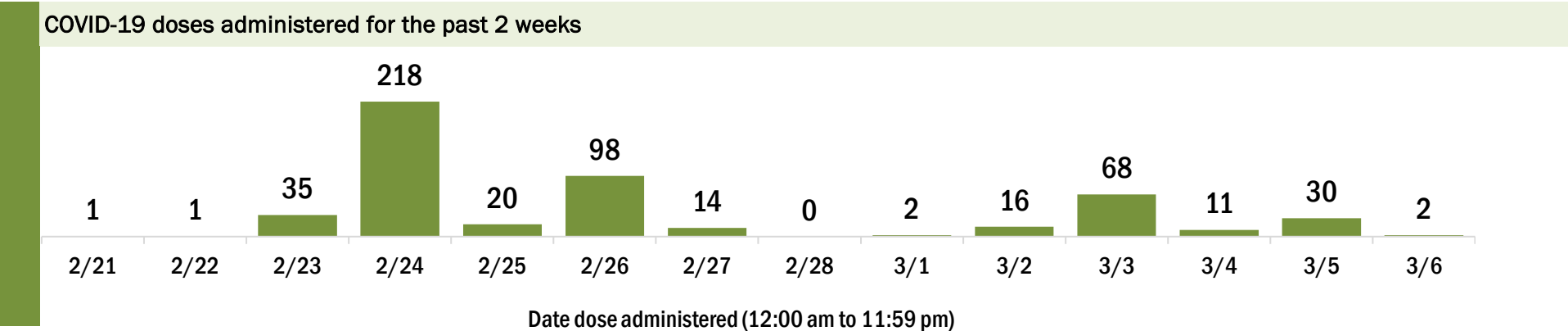
Data in this report are provisional and subject to change.

Data in this summary pertain to COVID-19 vaccines approved by the U.S. Food and Drug Administration and have been issued an Emergency Use Authorization (Janssen COVID-19 Vaccine, Moderna COVID-19 Vaccine and Pfizer-BioNTech COVID-19 Vaccine). These data summarize the number of people who have received either their first dose or have completed the series for a COVID-19 vaccine. **A person can only be counted in one category, first dose or series complete.** For persons receiving Moderna or Pfizer vaccines, once they receive their second dose, they are moved from the first dose column to the series completed column. **Because of this, the total first dose category may show a change from report to report not matching the total receiving their first dose from the previous day.** Persons receiving Johnson & Johnson vaccines will always be counted in the series completed column.

COVID-19 doses for vaccinated persons in Florida	
Doses administered	4,767
People receiving one dose of a 1-dose series (Johnson & Johnson) or receiving only one dose of a 2-dose series (Moderna, Pfizer) count once. Persons receiving both doses of a 2-dose series count twice.	

Current status of persons vaccinated for COVID-19 in Florida	
Total people vaccinated	3,109
First dose	1,451
Series completed	1,658
Completed 1-dose series	0
Completed 2-dose series	1,658
First dose: current number of people who have only received their first dose of the Moderna or Pfizer vaccine.	
Series complete: current number of people who have received both Moderna or Pfizer vaccine doses or one Johnson & Johnson dose and are considered fully immunized.	

Demographic summary	First dose	Series complete	Total people vaccinated
Age group	1,451	1,658	3,109
16-24 years	26	8	34
25-34 years	25	30	55
35-44 years	39	25	64
45-54 years	88	51	139
55-64 years	256	138	394
65-74 years	594	762	1,356
75-84 years	320	502	822
85+ years	103	142	245
Race	1,451	1,658	3,109
White	989	1,176	2,165
Black	156	109	265
American Indian/Alaskan	8	6	14
Other	50	159	209
Unknown	248	208	456
Other race includes Asian, native Hawaiian/Pacific Islander, or other.			
Ethnicity	1,451	1,658	3,109
Hispanic	14	18	32
Non-Hispanic	732	625	1,357
Unknown	705	1,015	1,720
Gender	1,451	1,658	3,109
Female	788	923	1,711
Male	663	735	1,398
Unknown	0	0	0



COVID-19: Union County vaccine summary

Vaccination data through Mar 6, 2021 as of Mar 7, 2021 at 12:05 AM

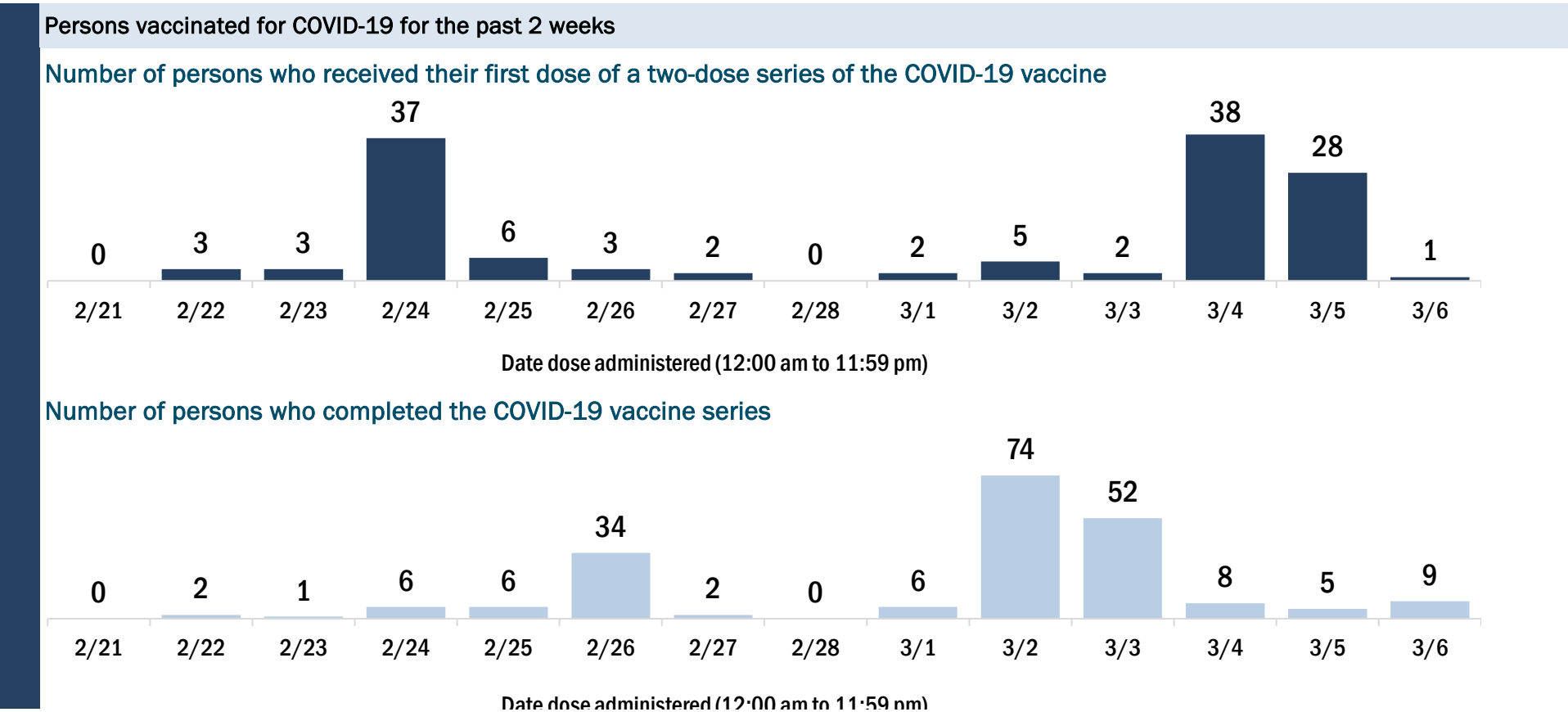
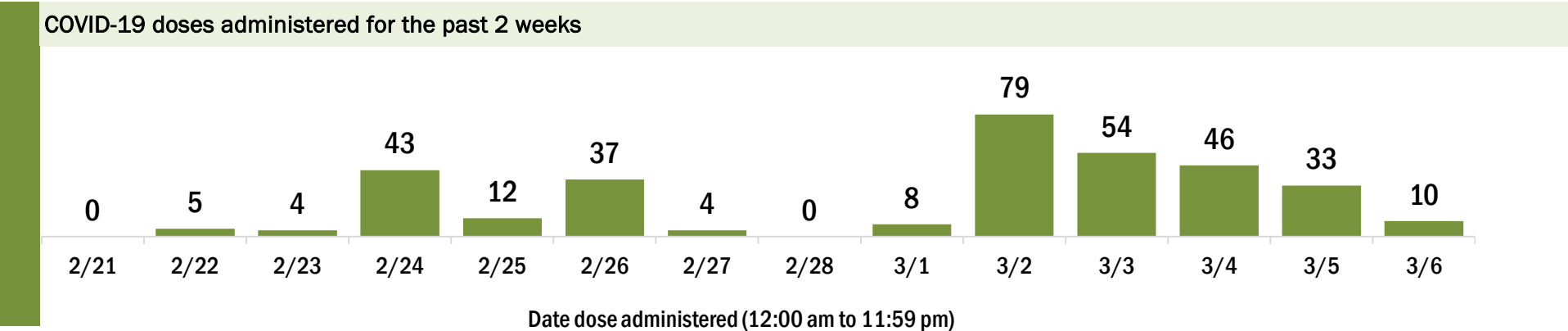
Data in this report are provisional and subject to change.

Data in this summary pertain to COVID-19 vaccines approved by the U.S. Food and Drug Administration and have been issued an Emergency Use Authorization (Janssen COVID-19 Vaccine, Moderna COVID-19 Vaccine and Pfizer-BioNTech COVID-19 Vaccine). These data summarize the number of people who have received either their first dose or have completed the series for a COVID-19 vaccine. **A person can only be counted in one category, first dose or series complete.** For persons receiving Moderna or Pfizer vaccines, once they receive their second dose, they are moved from the first dose column to the series completed column. **Because of this, the total first dose category may show a change from report to report not matching the total receiving their first dose from the previous day.** Persons receiving Johnson & Johnson vaccines will always be counted in the series completed column.

COVID-19 doses for vaccinated persons in Florida	
Doses administered	2,317
People receiving one dose of a 1-dose series (Johnson & Johnson) or receiving only one dose of a 2-dose series (Moderna, Pfizer) count once. Persons receiving both doses of a 2-dose series count twice.	

Current status of persons vaccinated for COVID-19 in Florida	
Total people vaccinated	1,318
First dose	319
Series completed	999
Completed 1-dose series	0
Completed 2-dose series	999
First dose: current number of people who have only received their first dose of the Moderna or Pfizer vaccine.	
Series complete: current number of people who have received both Moderna or Pfizer vaccine doses or one Johnson & Johnson dose and are considered fully immunized.	

Demographic summary	First dose	Series complete	Total people vaccinated
Age group	319	999	1,318
16-24 years	3	8	11
25-34 years	12	42	54
35-44 years	11	32	43
45-54 years	20	38	58
55-64 years	42	79	121
65-74 years	144	439	583
75-84 years	67	278	345
85+ years	20	83	103
Race	319	999	1,318
White	239	834	1,073
Black	33	56	89
American Indian/Alaskan	4	8	12
Other	31	89	120
Unknown	12	12	24
Other race includes Asian, native Hawaiian/Pacific Islander, or other.			
Ethnicity	319	999	1,318
Hispanic	7	16	23
Non-Hispanic	263	935	1,198
Unknown	49	48	97
Gender	319	999	1,318
Female	190	562	752
Male	129	437	566
Unknown	0	0	0



COVID-19: Volusia County vaccine summary

Vaccination data through Mar 6, 2021 as of Mar 7, 2021 at 12:05 AM

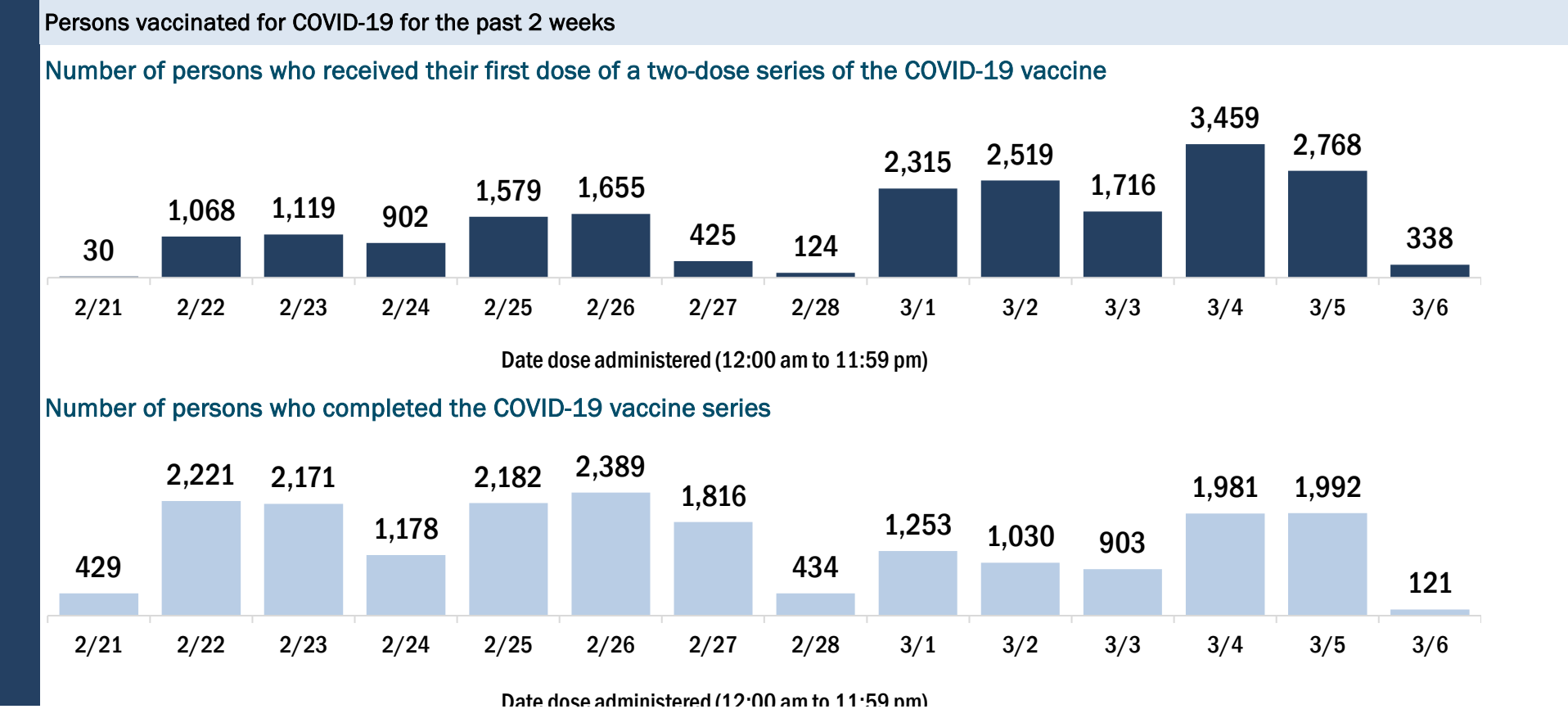
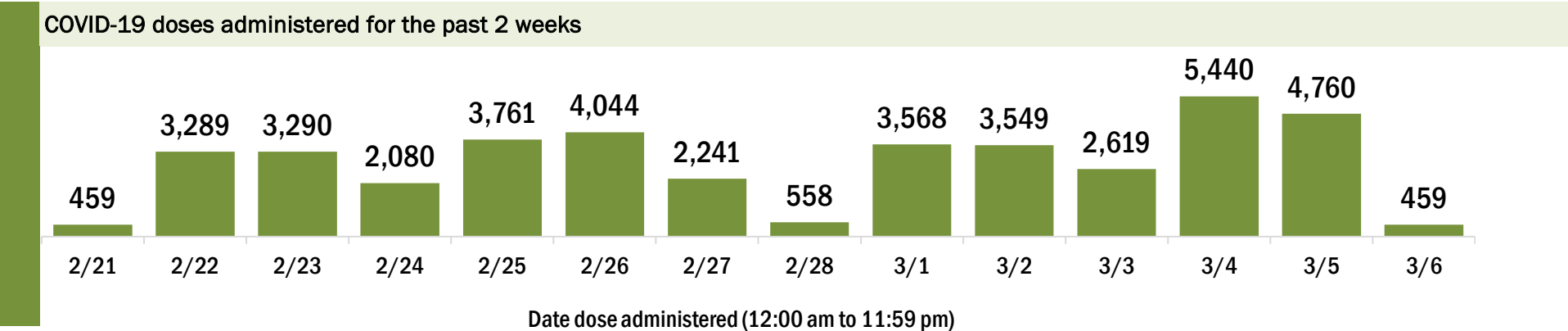
Data in this report are provisional and subject to change.

Data in this summary pertain to COVID-19 vaccines approved by the U.S. Food and Drug Administration and have been issued an Emergency Use Authorization (Janssen COVID-19 Vaccine, Moderna COVID-19 Vaccine and Pfizer-BioNTech COVID-19 Vaccine). These data summarize the number of people who have received either their first dose or have completed the series for a COVID-19 vaccine. **A person can only be counted in one category, first dose or series complete.** For persons receiving Moderna or Pfizer vaccines, once they receive their second dose, they are moved from the first dose column to the series completed column. **Because of this, the total first dose category may show a change from report to report not matching the total receiving their first dose from the previous day.** Persons receiving Johnson & Johnson vaccines will always be counted in the series completed column.

COVID-19 doses for vaccinated persons in Florida	
Doses administered	141,071
People receiving one dose of a 1-dose series (Johnson & Johnson) or receiving only one dose of a 2-dose series (Moderna, Pfizer) count once. Persons receiving both doses of a 2-dose series count twice.	

Current status of persons vaccinated for COVID-19 in Florida	
Total people vaccinated	90,714
First dose	40,285
Series completed	50,429
Completed 1-dose series	72
Completed 2-dose series	50,357
First dose: current number of people who have only received their first dose of the Moderna or Pfizer vaccine.	
Series complete: current number of people who have received both Moderna or Pfizer vaccine doses or one Johnson & Johnson dose and are considered fully immunized.	

Demographic summary	First dose	Series complete	Total people vaccinated
Age group	40,285	50,429	90,714
16-24 years	306	539	845
25-34 years	666	1,530	2,196
35-44 years	934	2,048	2,982
45-54 years	1,639	2,860	4,499
55-64 years	3,420	4,422	7,842
65-74 years	18,644	22,221	40,865
75-84 years	11,128	12,015	23,143
85+ years	3,548	4,794	8,342
Race	40,285	50,429	90,714
White	25,471	30,128	55,599
Black	1,918	1,082	3,000
American Indian/Alaskan	179	158	337
Other	3,306	9,559	12,865
Unknown	9,411	9,502	18,913
Other race includes Asian, native Hawaiian/Pacific Islander, or other.			
Ethnicity	40,285	50,429	90,714
Hispanic	1,683	1,166	2,849
Non-Hispanic	17,921	19,949	37,870
Unknown	20,681	29,314	49,995
Gender	40,285	50,429	90,714
Female	23,132	29,556	52,688
Male	16,515	20,491	37,006
Unknown	638	382	1,020



COVID-19: Wakulla County vaccine summary

Vaccination data through Mar 6, 2021 as of Mar 7, 2021 at 12:05 AM

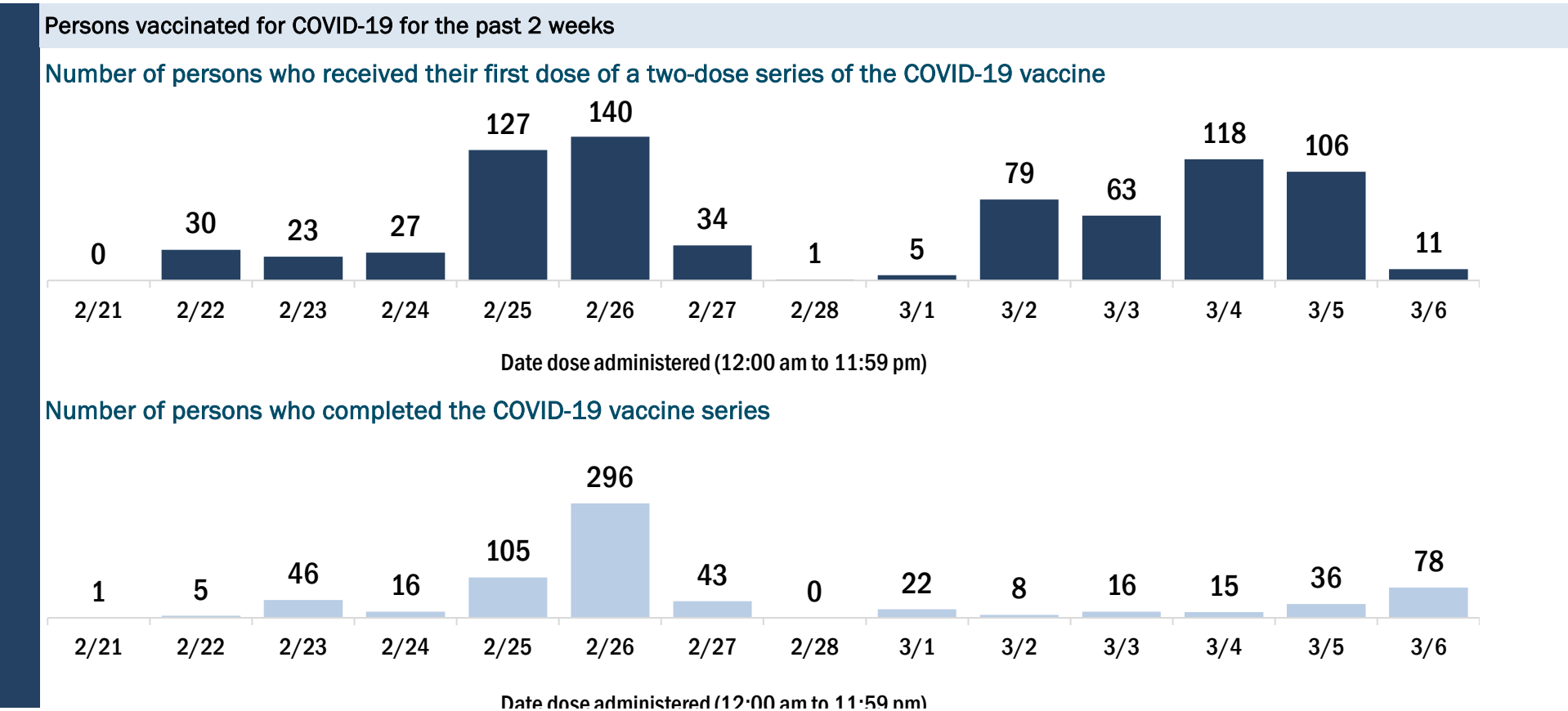
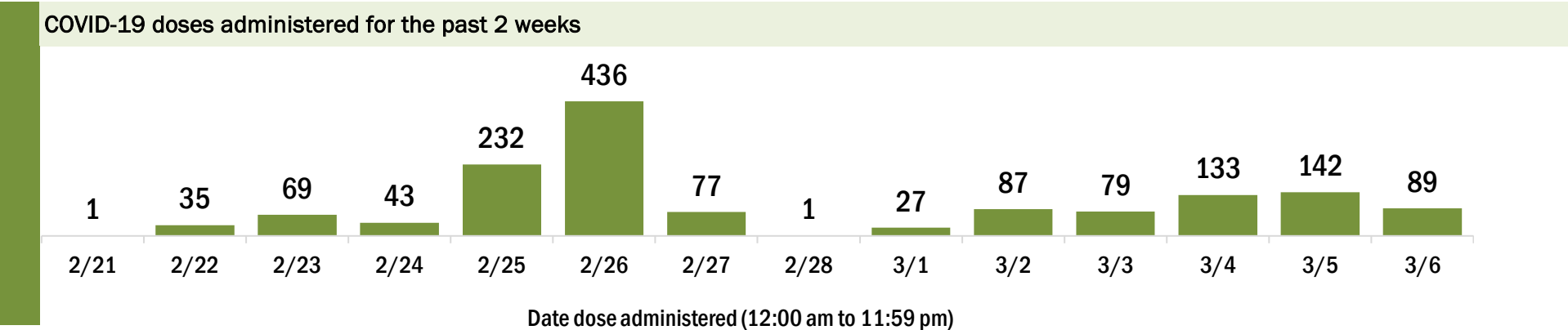
Data in this report are provisional and subject to change.

Data in this summary pertain to COVID-19 vaccines approved by the U.S. Food and Drug Administration and have been issued an Emergency Use Authorization (Janssen COVID-19 Vaccine, Moderna COVID-19 Vaccine and Pfizer-BioNTech COVID-19 Vaccine). These data summarize the number of people who have received either their first dose or have completed the series for a COVID-19 vaccine. **A person can only be counted in one category, first dose or series complete.** For persons receiving Moderna or Pfizer vaccines, once they receive their second dose, they are moved from the first dose column to the series completed column. **Because of this, the total first dose category may show a change from report to report not matching the total receiving their first dose from the previous day.** Persons receiving Johnson & Johnson vaccines will always be counted in the series completed column.

COVID-19 doses for vaccinated persons in Florida	
Doses administered	8,804
People receiving one dose of a 1-dose series (Johnson & Johnson) or receiving only one dose of a 2-dose series (Moderna, Pfizer) count once. Persons receiving both doses of a 2-dose series count twice.	

Current status of persons vaccinated for COVID-19 in Florida	
Total people vaccinated	5,593
First dose	2,381
Series completed	3,212
Completed 1-dose series	1
Completed 2-dose series	3,211
First dose: current number of people who have only received their first dose of the Moderna or Pfizer vaccine.	
Series complete: current number of people who have received both Moderna or Pfizer vaccine doses or one Johnson & Johnson dose and are considered fully immunized.	

Demographic summary	First dose	Series complete	Total people vaccinated
Age group	2,381	3,212	5,593
16-24 years	28	23	51
25-34 years	69	92	161
35-44 years	138	117	255
45-54 years	241	130	371
55-64 years	497	236	733
65-74 years	915	1,624	2,539
75-84 years	393	794	1,187
85+ years	100	196	296
Race	2,381	3,212	5,593
White	1,765	2,400	4,165
Black	151	158	309
American Indian/Alaskan	9	15	24
Other	242	458	700
Unknown	214	181	395
Other race includes Asian, native Hawaiian/Pacific Islander, or other.			
Ethnicity	2,381	3,212	5,593
Hispanic	31	27	58
Non-Hispanic	1,567	2,348	3,915
Unknown	783	837	1,620
Gender	2,381	3,212	5,593
Female	1,382	1,767	3,149
Male	998	1,444	2,442
Unknown	1	1	2



COVID-19: Walton County vaccine summary

Vaccination data through Mar 6, 2021 as of Mar 7, 2021 at 12:05 AM

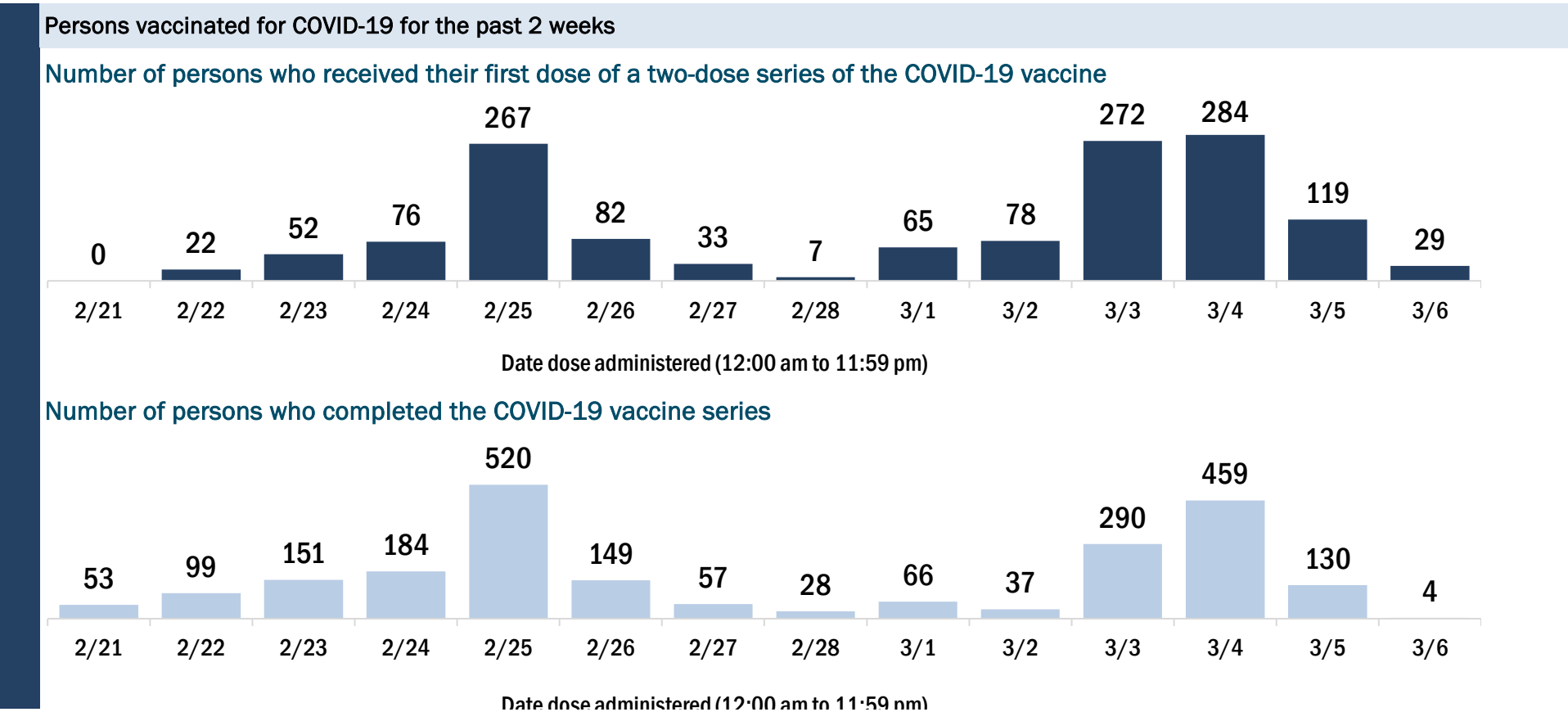
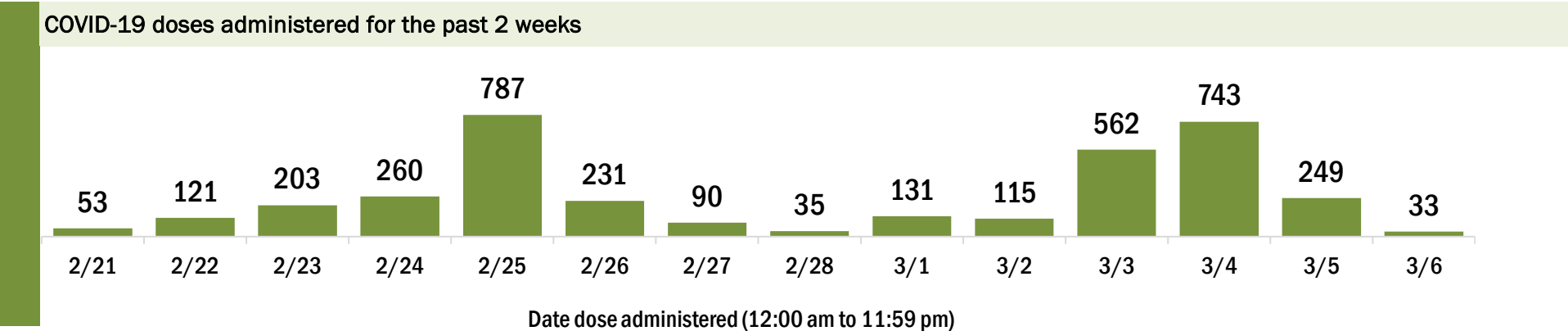
Data in this report are provisional and subject to change.

Data in this summary pertain to COVID-19 vaccines approved by the U.S. Food and Drug Administration and have been issued an Emergency Use Authorization (Janssen COVID-19 Vaccine, Moderna COVID-19 Vaccine and Pfizer-BioNTech COVID-19 Vaccine). These data summarize the number of people who have received either their first dose or have completed the series for a COVID-19 vaccine. **A person can only be counted in one category, first dose or series complete.** For persons receiving Moderna or Pfizer vaccines, once they receive their second dose, they are moved from the first dose column to the series completed column. **Because of this, the total first dose category may show a change from report to report not matching the total receiving their first dose from the previous day.** Persons receiving Johnson & Johnson vaccines will always be counted in the series completed column.

COVID-19 doses for vaccinated persons in Florida	
Doses administered	18,941
People receiving one dose of a 1-dose series (Johnson & Johnson) or receiving only one dose of a 2-dose series (Moderna, Pfizer) count once. Persons receiving both doses of a 2-dose series count twice.	

Current status of persons vaccinated for COVID-19 in Florida	
Total people vaccinated	11,690
First dose	4,435
Series completed	7,255
Completed 1-dose series	4
Completed 2-dose series	7,251
First dose: current number of people who have only received their first dose of the Moderna or Pfizer vaccine.	
Series complete: current number of people who have received both Moderna or Pfizer vaccine doses or one Johnson & Johnson dose and are considered fully immunized.	

Demographic summary	First dose	Series complete	Total people vaccinated
Age group	4,435	7,255	11,690
16-24 years	31	38	69
25-34 years	106	109	215
35-44 years	228	188	416
45-54 years	317	276	593
55-64 years	677	549	1,226
65-74 years	1,986	3,896	5,882
75-84 years	883	1,698	2,581
85+ years	207	501	708
Race	4,435	7,255	11,690
White	3,273	5,671	8,944
Black	83	101	184
American Indian/Alaskan	9	26	35
Other	230	331	561
Unknown	840	1,126	1,966
Other race includes Asian, native Hawaiian/Pacific Islander, or other.			
Ethnicity	4,435	7,255	11,690
Hispanic	67	68	135
Non-Hispanic	2,726	4,882	7,608
Unknown	1,642	2,305	3,947
Gender	4,435	7,255	11,690
Female	2,380	3,989	6,369
Male	2,053	3,265	5,318
Unknown	2	1	3



COVID-19: Washington County vaccine summary

Vaccination data through Mar 6, 2021 as of Mar 7, 2021 at 12:05 AM

Data in this report are provisional and subject to change.

Data in this summary pertain to COVID-19 vaccines approved by the U.S. Food and Drug Administration and have been issued an Emergency Use Authorization (Janssen COVID-19 Vaccine, Moderna COVID-19 Vaccine and Pfizer-BioNTech COVID-19 Vaccine). These data summarize the number of people who have received either their first dose or have completed the series for a COVID-19 vaccine. **A person can only be counted in one category, first dose or series complete.** For persons receiving Moderna or Pfizer vaccines, once they receive their second dose, they are moved from the first dose column to the series completed column. **Because of this, the total first dose category may show a change from report to report not matching the total receiving their first dose from the previous day.** Persons receiving Johnson & Johnson vaccines will always be counted in the series completed column.

COVID-19 doses for vaccinated persons in Florida	
Doses administered	4,767
People receiving one dose of a 1-dose series (Johnson & Johnson) or receiving only one dose of a 2-dose series (Moderna, Pfizer) count once. Persons receiving both doses of a 2-dose series count twice.	

Current status of persons vaccinated for COVID-19 in Florida	
Total people vaccinated	3,029
First dose	1,291
Series completed	1,738
Completed 1-dose series	0
Completed 2-dose series	1,738
First dose: current number of people who have only received their first dose of the Moderna or Pfizer vaccine.	
Series complete: current number of people who have received both Moderna or Pfizer vaccine doses or one Johnson & Johnson dose and are considered fully immunized.	

Demographic summary	First dose	Series complete	Total people vaccinated
Age group	1,291	1,738	3,029
16-24 years	13	11	24
25-34 years	38	37	75
35-44 years	44	65	109
45-54 years	103	98	201
55-64 years	196	170	366
65-74 years	508	737	1,245
75-84 years	281	462	743
85+ years	108	158	266
Race	1,291	1,738	3,029
White	1,018	1,358	2,376
Black	141	119	260
American Indian/Alaskan	12	21	33
Other	53	118	171
Unknown	67	122	189
Other race includes Asian, native Hawaiian/Pacific Islander, or other.			
Ethnicity	1,291	1,738	3,029
Hispanic	7	18	25
Non-Hispanic	975	1,302	2,277
Unknown	309	418	727
Gender	1,291	1,738	3,029
Female	677	985	1,662
Male	613	753	1,366
Unknown	1	0	1

