

COVID-19: Florida vaccine summary

Vaccination data through Mar 5, 2021 as of Mar 6, 2021 at 12:05 AM

Data in this report are provisional and subject to change. Data are based on county of residence.

Data in this summary pertain to COVID-19 vaccines approved by the U.S. Food and Drug Administration and have been issued an Emergency Use Authorization (Janssen COVID-19 Vaccine, Moderna COVID-19 Vaccine and Pfizer-BioNTech COVID-19 Vaccine). These data summarize the number of people who have received either their first dose or have completed the series for a COVID-19 vaccine. **A person can only be counted in one category, first dose or series complete.** For persons receiving Moderna or Pfizer vaccines, once they receive their second dose, they are moved from the first dose column to the series completed column. **Because of this, the total first dose category may show a change from report to report not matching the total receiving their first dose from the previous day.** Persons receiving Johnson & Johnson vaccines will always be counted in the series completed column.

COVID-19 doses for vaccinated persons in Florida

Doses administered 5,361,274

People receiving one dose of a 1-dose series (Johnson & Johnson) or receiving only one dose of a 2-dose series (Moderna, Pfizer) count once. Persons receiving both doses of a 2-dose series count twice.

Current status of persons vaccinated for COVID-19 in Florida

Total people vaccinated 3,462,520

First dose 1,560,206

Series completed 1,902,314

Completed 1-dose series 3,560

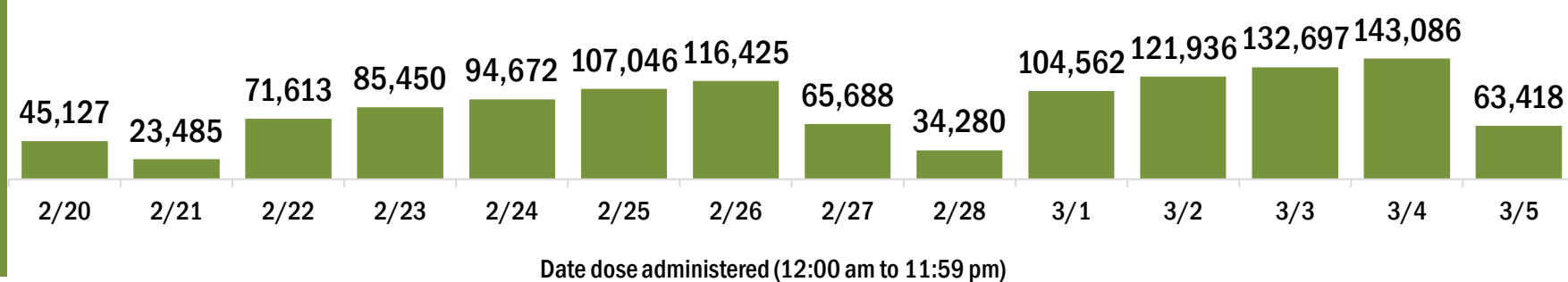
Completed 2-dose series 1,898,754

First dose: current number of people who have only received their first dose of the Moderna or Pfizer vaccine.

Series complete: current number of people who have received both Moderna or Pfizer vaccine doses or one Johnson & Johnson dose and are considered fully immunized.

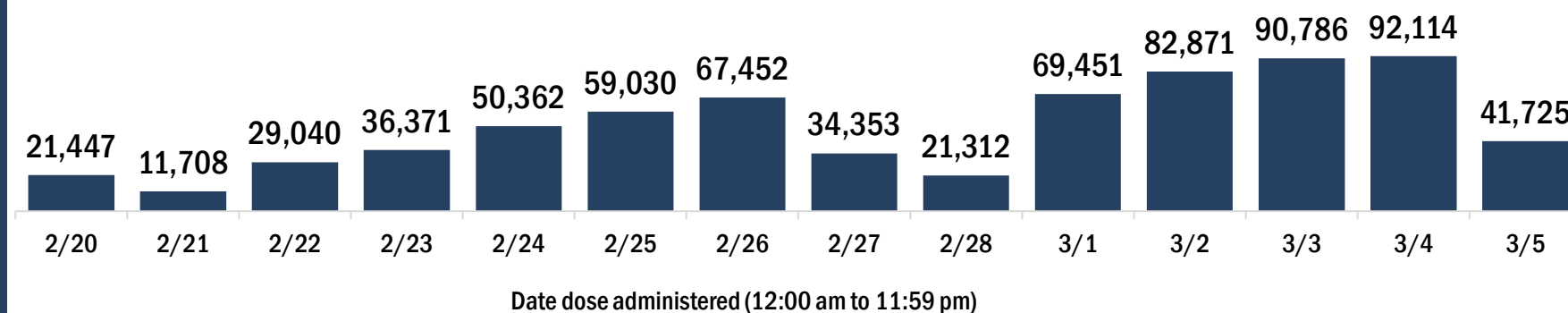
Demographic summary	First dose	Series complete	Total people vaccinated
Age group	1,560,206	1,902,314	3,462,520
16-24 years	18,717	22,868	41,585
25-34 years	45,317	80,746	126,063
35-44 years	61,600	100,120	161,720
45-54 years	91,019	121,432	212,451
55-64 years	166,753	163,657	330,410
65-74 years	649,644	789,363	1,439,007
75-84 years	393,652	456,686	850,338
85+ years	133,504	167,442	300,946
Race	1,560,206	1,902,314	3,462,520
White	1,027,382	1,310,122	2,337,504
Black	100,220	104,554	204,774
American Indian/Alaskan	6,586	6,907	13,493
Other	130,951	240,055	371,006
Unknown	295,067	240,676	535,743
Other race includes Asian, native Hawaiian/Pacific Islander, or other.			
Ethnicity	1,560,206	1,902,314	3,462,520
Hispanic	200,236	192,494	392,730
Non-Hispanic	715,370	1,041,505	1,756,875
Unknown	644,600	668,315	1,312,915
Gender	1,560,206	1,902,314	3,462,520
Female	889,213	1,103,229	1,992,442
Male	659,933	796,873	1,456,806
Unknown	11,060	2,212	13,272

COVID-19 doses administered for the past 2 weeks

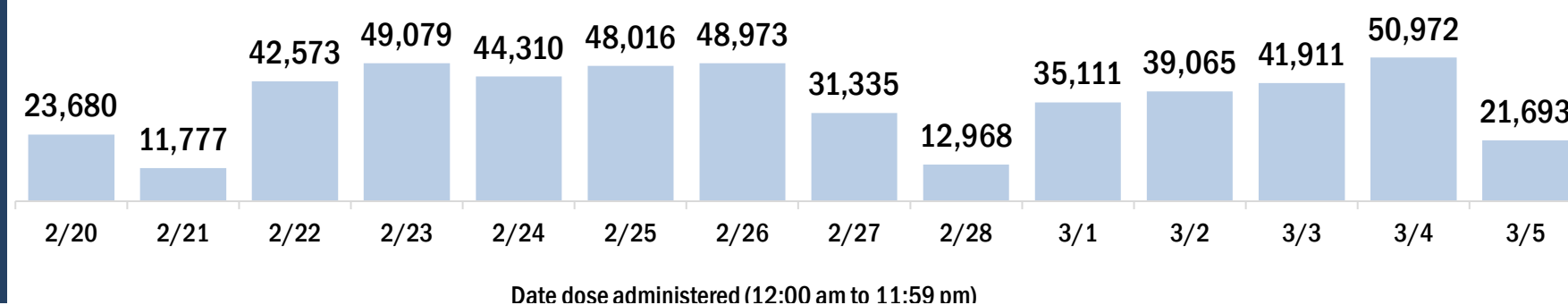


Persons vaccinated for COVID-19 for the past 2 weeks

Number of persons who received their first dose of the COVID-19 vaccine



Number of persons who received their second dose and completed the COVID-19 vaccine series



COVID-19: Alachua County vaccine summary

Vaccination data through Mar 5, 2021 as of Mar 6, 2021 at 12:05 AM

Data in this report are provisional and subject to change.

Data in this summary pertain to COVID-19 vaccines approved by the U.S. Food and Drug Administration and have been issued an Emergency Use Authorization (Janssen COVID-19 Vaccine, Moderna COVID-19 Vaccine and Pfizer-BioNTech COVID-19 Vaccine). These data summarize the number of people who have received either their first dose or have completed the series for a COVID-19 vaccine. **A person can only be counted in one category, first dose or series complete.** For persons receiving Moderna or Pfizer vaccines, once they receive their second dose, they are moved from the first dose column to the series completed column. **Because of this, the total first dose category may show a change from report to report not matching the total receiving their first dose from the previous day.** Persons receiving Johnson & Johnson vaccines will always be counted in the series completed column.

COVID-19 doses for vaccinated persons in Florida

Doses administered 86,918

People receiving one dose of a 1-dose series (Johnson & Johnson) or receiving only one dose of a 2-dose series (Moderna, Pfizer) count once. Persons receiving both doses of a 2-dose series count twice.

Current status of persons vaccinated for COVID-19 in Florida

Total people vaccinated 49,222

First dose 11,524

Series completed 37,698

Completed 1-dose series 2

Completed 2-dose series 37,696

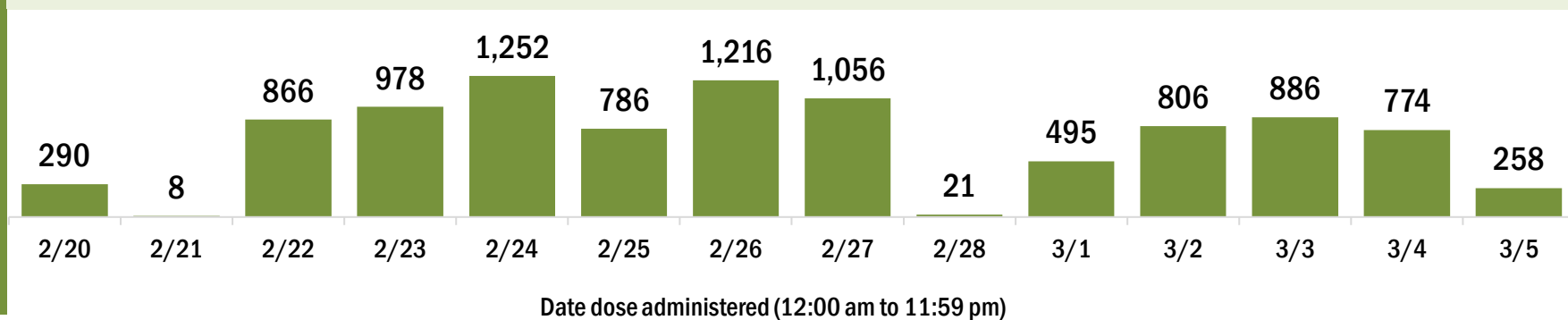
First dose: current number of people who have only received their first dose of the Moderna or Pfizer vaccine.

Series complete: current number of people who have received both Moderna or Pfizer vaccine doses or one Johnson & Johnson dose and are considered fully immunized.

Demographic summary

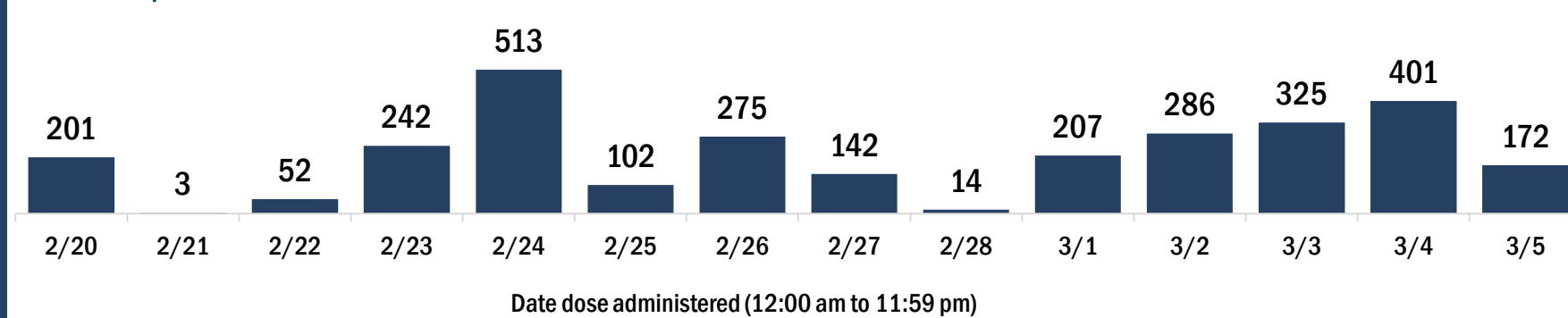
	First dose	Series complete	Total people vaccinated
Age group	11,524	37,698	49,222
16-24 years	616	1,765	2,381
25-34 years	880	5,014	5,894
35-44 years	852	3,741	4,593
45-54 years	936	3,455	4,391
55-64 years	1,591	3,825	5,416
65-74 years	4,136	10,890	15,026
75-84 years	1,909	6,413	8,322
85+ years	604	2,595	3,199
Race	11,524	37,698	49,222
White	6,889	27,423	34,312
Black	1,320	2,820	4,140
American Indian/Alaskan	32	114	146
Other	1,450	6,005	7,455
Unknown	1,833	1,336	3,169
Other race includes Asian, native Hawaiian/Pacific Islander, or other.			
Ethnicity	11,524	37,698	49,222
Hispanic	447	1,968	2,415
Non-Hispanic	4,500	28,171	32,671
Unknown	6,577	7,559	14,136
Gender	11,524	37,698	49,222
Female	6,776	22,676	29,452
Male	4,731	15,018	19,749
Unknown	17	4	21

COVID-19 doses administered for the past 2 weeks

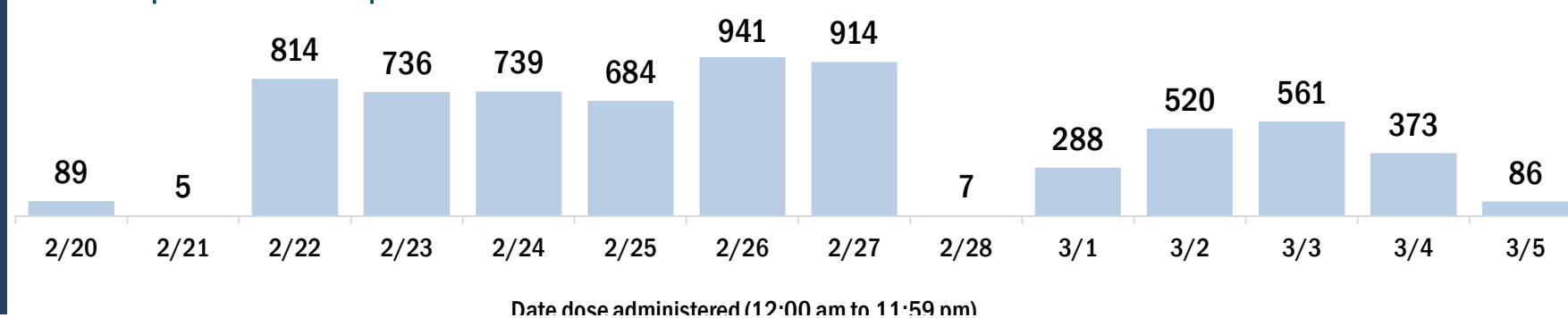


Persons vaccinated for COVID-19 for the past 2 weeks

Number of persons who received their first dose of a two-dose series of the COVID-19 vaccine



Number of persons who completed the COVID-19 vaccine series



COVID-19: Baker County vaccine summary

Vaccination data through Mar 5, 2021 as of Mar 6, 2021 at 12:05 AM

Data in this report are provisional and subject to change.

Data in this summary pertain to COVID-19 vaccines approved by the U.S. Food and Drug Administration and have been issued an Emergency Use Authorization (Janssen COVID-19 Vaccine, Moderna COVID-19 Vaccine and Pfizer-BioNTech COVID-19 Vaccine). These data summarize the number of people who have received either their first dose or have completed the series for a COVID-19 vaccine. **A person can only be counted in one category, first dose or series complete.** For persons receiving Moderna or Pfizer vaccines, once they receive their second dose, they are moved from the first dose column to the series completed column. **Because of this, the total first dose category may show a change from report to report not matching the total receiving their first dose from the previous day.** Persons receiving Johnson & Johnson vaccines will always be counted in the series completed column.

COVID-19 doses for vaccinated persons in Florida

Doses administered 4,740

People receiving one dose of a 1-dose series (Johnson & Johnson) or receiving only one dose of a 2-dose series (Moderna, Pfizer) count once. Persons receiving both doses of a 2-dose series count twice.

Current status of persons vaccinated for COVID-19 in Florida

Total people vaccinated 2,913

First dose 1,086

Series completed 1,827

Completed 1-dose series 0

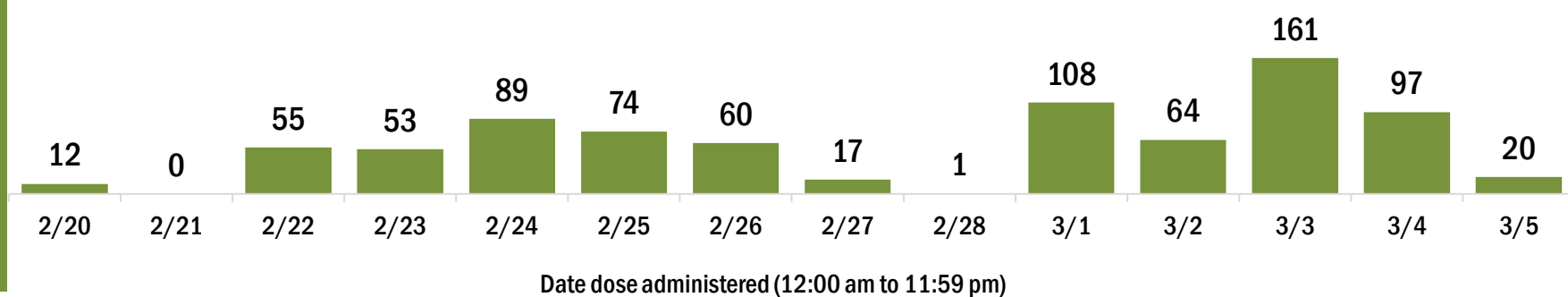
Completed 2-dose series 1,827

First dose: current number of people who have only received their first dose of the Moderna or Pfizer vaccine.

Series complete: current number of people who have received both Moderna or Pfizer vaccine doses or one Johnson & Johnson dose and are considered fully immunized.

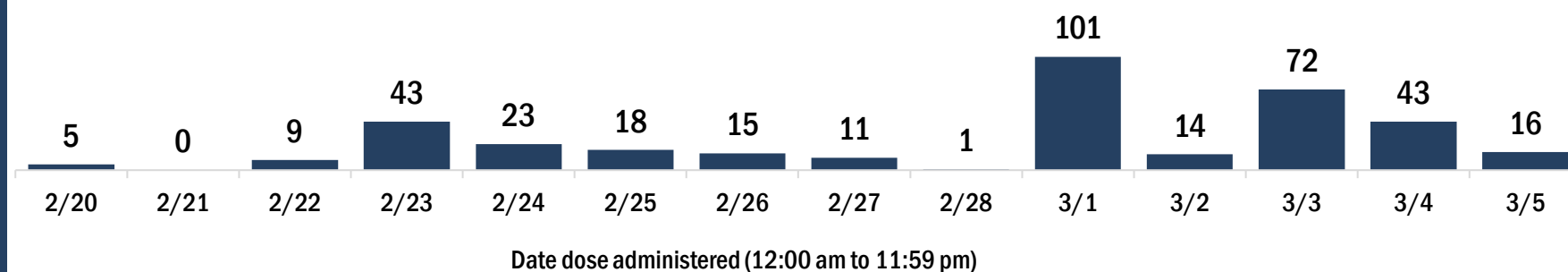
Demographic summary	First dose	Series complete	Total people vaccinated
Age group	1,086	1,827	2,913
16-24 years	15	27	42
25-34 years	46	77	123
35-44 years	53	110	163
45-54 years	96	123	219
55-64 years	164	201	365
65-74 years	452	739	1,191
75-84 years	197	430	627
85+ years	63	120	183
Race	1,086	1,827	2,913
White	804	1,376	2,180
Black	109	107	216
American Indian/Alaskan	9	11	20
Other	81	169	250
Unknown	83	164	247
Other race includes Asian, native Hawaiian/Pacific Islander, or other.			
Ethnicity	1,086	1,827	2,913
Hispanic	18	18	36
Non-Hispanic	653	924	1,577
Unknown	415	885	1,300
Gender	1,086	1,827	2,913
Female	624	1,011	1,635
Male	462	816	1,278
Unknown	0	0	0

COVID-19 doses administered for the past 2 weeks

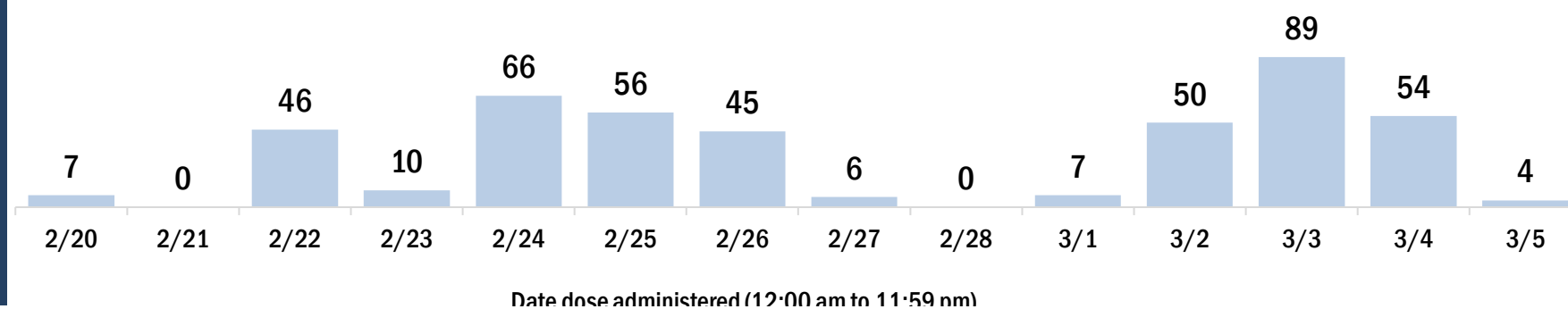


Persons vaccinated for COVID-19 for the past 2 weeks

Number of persons who received their first dose of a two-dose series of the COVID-19 vaccine



Number of persons who completed the COVID-19 vaccine series



COVID-19: Bay County vaccine summary

Vaccination data through Mar 5, 2021 as of Mar 6, 2021 at 12:05 AM

Data in this report are provisional and subject to change.

Data in this summary pertain to COVID-19 vaccines approved by the U.S. Food and Drug Administration and have been issued an Emergency Use Authorization (Janssen COVID-19 Vaccine, Moderna COVID-19 Vaccine and Pfizer-BioNTech COVID-19 Vaccine). These data summarize the number of people who have received either their first dose or have completed the series for a COVID-19 vaccine. **A person can only be counted in one category, first dose or series complete.** For persons receiving Moderna or Pfizer vaccines, once they receive their second dose, they are moved from the first dose column to the series completed column. **Because of this, the total first dose category may show a change from report to report not matching the total receiving their first dose from the previous day.** Persons receiving Johnson & Johnson vaccines will always be counted in the series completed column.

COVID-19 doses for vaccinated persons in Florida

Doses administered 39,728

People receiving one dose of a 1-dose series (Johnson & Johnson) or receiving only one dose of a 2-dose series (Moderna, Pfizer) count once. Persons receiving both doses of a 2-dose series count twice.

Current status of persons vaccinated for COVID-19 in Florida

Total people vaccinated 25,327

First dose 10,924

Series completed 14,403

Completed 1-dose series 2

Completed 2-dose series 14,401

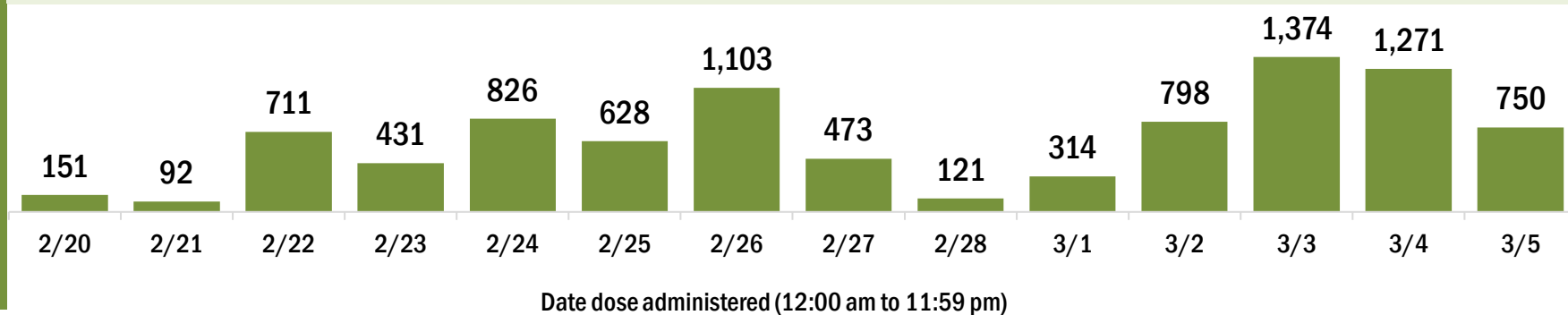
First dose: current number of people who have only received their first dose of the Moderna or Pfizer vaccine.

Series complete: current number of people who have received both Moderna or Pfizer vaccine doses or one Johnson & Johnson dose and are considered fully immunized.

Demographic summary

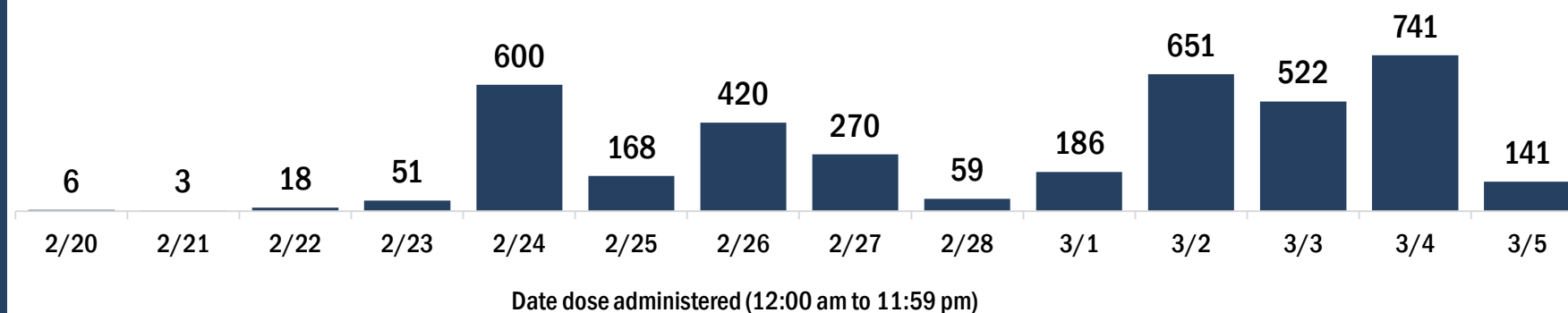
	First dose	Series complete	Total people vaccinated
Age group	10,924	14,403	25,327
16-24 years	217	130	347
25-34 years	377	466	843
35-44 years	637	771	1,408
45-54 years	1,056	1,028	2,084
55-64 years	2,023	1,446	3,469
65-74 years	4,001	6,075	10,076
75-84 years	1,971	3,383	5,354
85+ years	642	1,104	1,746
Race	10,924	14,403	25,327
White	7,058	9,803	16,861
Black	720	618	1,338
American Indian/Alaskan	36	75	111
Other	889	1,524	2,413
Unknown	2,221	2,383	4,604
Other race includes Asian, native Hawaiian/Pacific Islander, or other.			
Ethnicity	10,924	14,403	25,327
Hispanic	321	195	516
Non-Hispanic	5,485	7,549	13,034
Unknown	5,118	6,659	11,777
Gender	10,924	14,403	25,327
Female	6,280	8,081	14,361
Male	4,639	6,321	10,960
Unknown	5	1	6

COVID-19 doses administered for the past 2 weeks

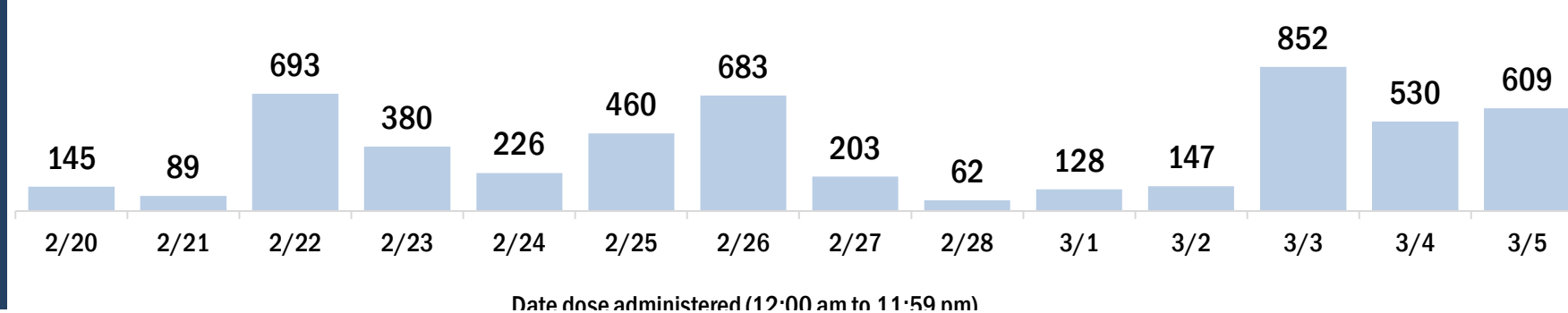


Persons vaccinated for COVID-19 for the past 2 weeks

Number of persons who received their first dose of a two-dose series of the COVID-19 vaccine



Number of persons who completed the COVID-19 vaccine series



COVID-19: Bradford County vaccine summary

Vaccination data through Mar 5, 2021 as of Mar 6, 2021 at 12:05 AM

Data in this report are provisional and subject to change.

Data in this summary pertain to COVID-19 vaccines approved by the U.S. Food and Drug Administration and have been issued an Emergency Use Authorization (Janssen COVID-19 Vaccine, Moderna COVID-19 Vaccine and Pfizer-BioNTech COVID-19 Vaccine). These data summarize the number of people who have received either their first dose or have completed the series for a COVID-19 vaccine. **A person can only be counted in one category, first dose or series complete.** For persons receiving Moderna or Pfizer vaccines, once they receive their second dose, they are moved from the first dose column to the series completed column. **Because of this, the total first dose category may show a change from report to report not matching the total receiving their first dose from the previous day.** Persons receiving Johnson & Johnson vaccines will always be counted in the series completed column.

COVID-19 doses for vaccinated persons in Florida

Doses administered 4,926

People receiving one dose of a 1-dose series (Johnson & Johnson) or receiving only one dose of a 2-dose series (Moderna, Pfizer) count once. Persons receiving both doses of a 2-dose series count twice.

Current status of persons vaccinated for COVID-19 in Florida

Total people vaccinated 2,885

First dose 844

Series completed 2,041

Completed 1-dose series 0

Completed 2-dose series 2,041

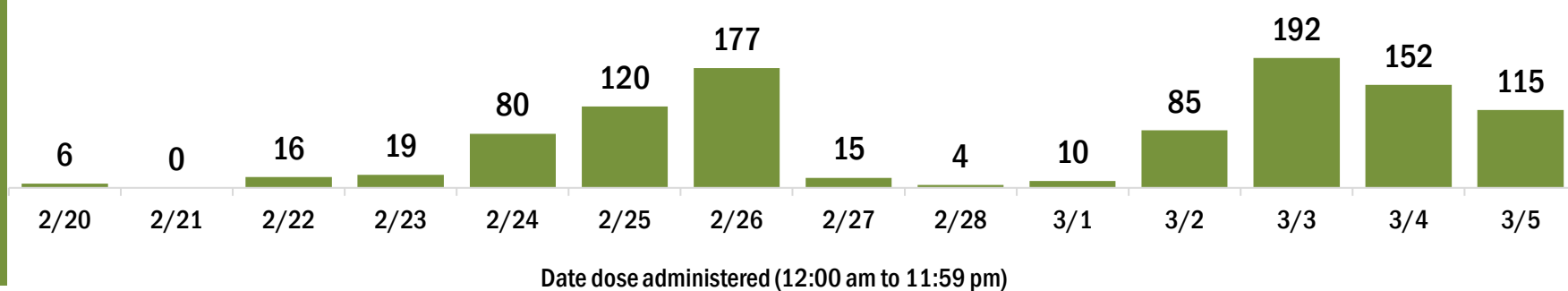
First dose: current number of people who have only received their first dose of the Moderna or Pfizer vaccine.

Series complete: current number of people who have received both Moderna or Pfizer vaccine doses or one Johnson & Johnson dose and are considered fully immunized.

Demographic summary

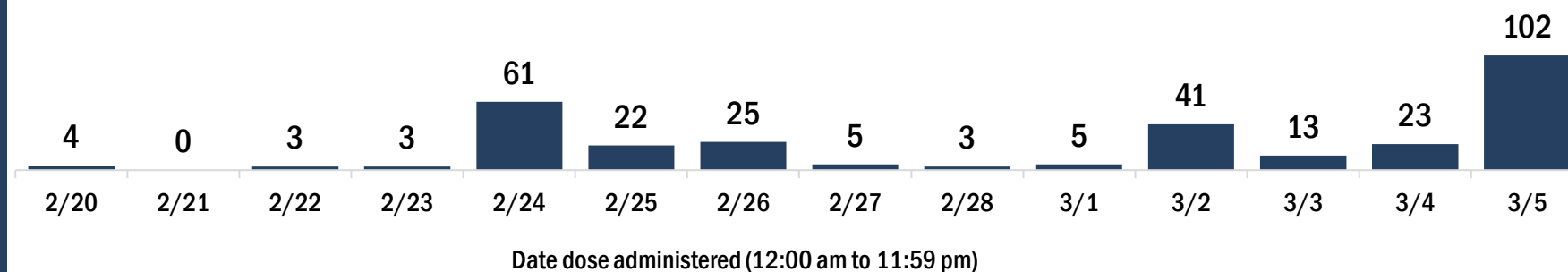
	First dose	Series complete	Total people vaccinated
Age group	844	2,041	2,885
16-24 years	12	12	24
25-34 years	19	56	75
35-44 years	27	69	96
45-54 years	52	110	162
55-64 years	155	137	292
65-74 years	356	877	1,233
75-84 years	165	583	748
85+ years	58	197	255
Race	844	2,041	2,885
White	628	1,575	2,203
Black	99	175	274
American Indian/Alaskan	8	10	18
Other	67	231	298
Unknown	42	50	92
Other race includes Asian, native Hawaiian/Pacific Islander, or other.			
Ethnicity	844	2,041	2,885
Hispanic	14	15	29
Non-Hispanic	603	1,606	2,209
Unknown	227	420	647
Gender	844	2,041	2,885
Female	516	1,193	1,709
Male	328	848	1,176
Unknown	0	0	0

COVID-19 doses administered for the past 2 weeks

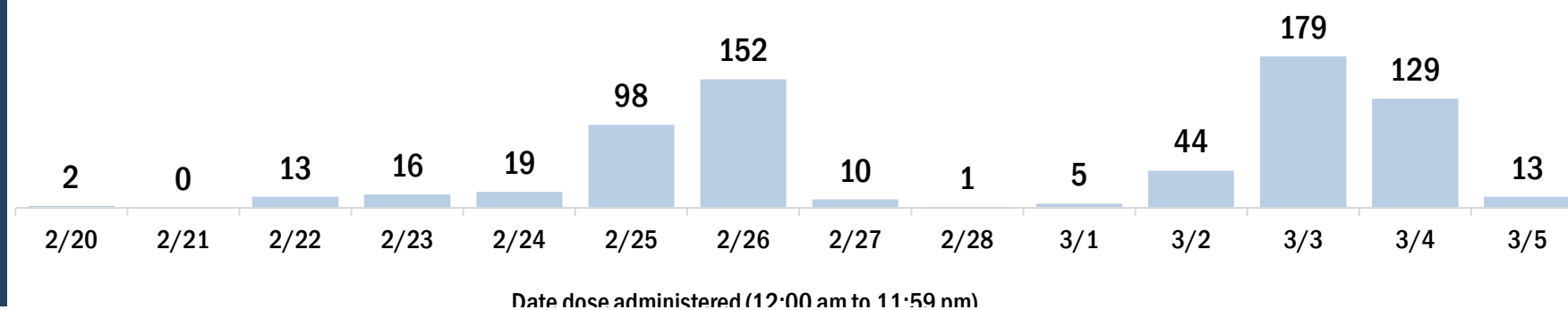


Persons vaccinated for COVID-19 for the past 2 weeks

Number of persons who received their first dose of a two-dose series of the COVID-19 vaccine



Number of persons who completed the COVID-19 vaccine series



COVID-19: Brevard County vaccine summary

Vaccination data through Mar 5, 2021 as of Mar 6, 2021 at 12:05 AM

Data in this report are provisional and subject to change.

Data in this summary pertain to COVID-19 vaccines approved by the U.S. Food and Drug Administration and have been issued an Emergency Use Authorization (Janssen COVID-19 Vaccine, Moderna COVID-19 Vaccine and Pfizer-BioNTech COVID-19 Vaccine). These data summarize the number of people who have received either their first dose or have completed the series for a COVID-19 vaccine. **A person can only be counted in one category, first dose or series complete.** For persons receiving Moderna or Pfizer vaccines, once they receive their second dose, they are moved from the first dose column to the series completed column. **Because of this, the total first dose category may show a change from report to report not matching the total receiving their first dose from the previous day.** Persons receiving Johnson & Johnson vaccines will always be counted in the series completed column.

COVID-19 doses for vaccinated persons in Florida

Doses administered 143,677

People receiving one dose of a 1-dose series (Johnson & Johnson) or receiving only one dose of a 2-dose series (Moderna, Pfizer) count once. Persons receiving both doses of a 2-dose series count twice.

Current status of persons vaccinated for COVID-19 in Florida

Total people vaccinated 93,805

First dose 43,901

Series completed 49,904

Completed 1-dose series 32

Completed 2-dose series 49,872

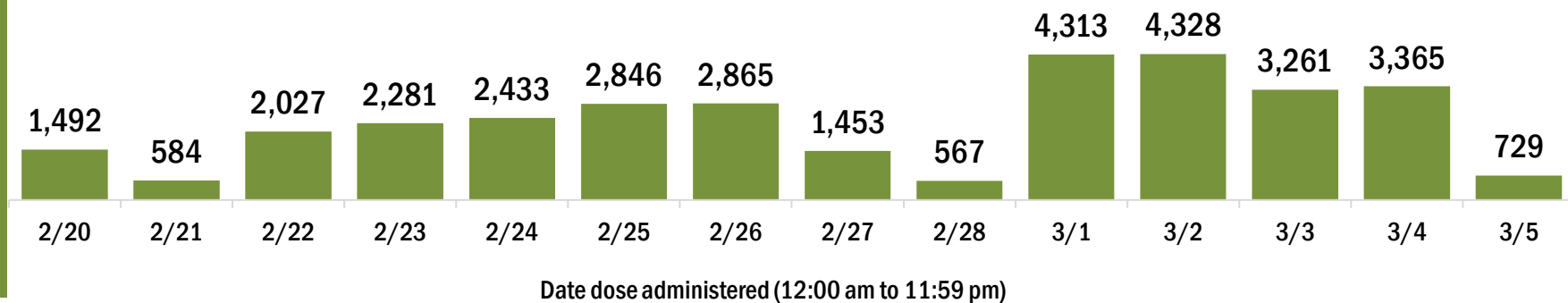
First dose: current number of people who have only received their first dose of the Moderna or Pfizer vaccine.

Series complete: current number of people who have received both Moderna or Pfizer vaccine doses or one Johnson & Johnson dose and are considered fully immunized.

Demographic summary

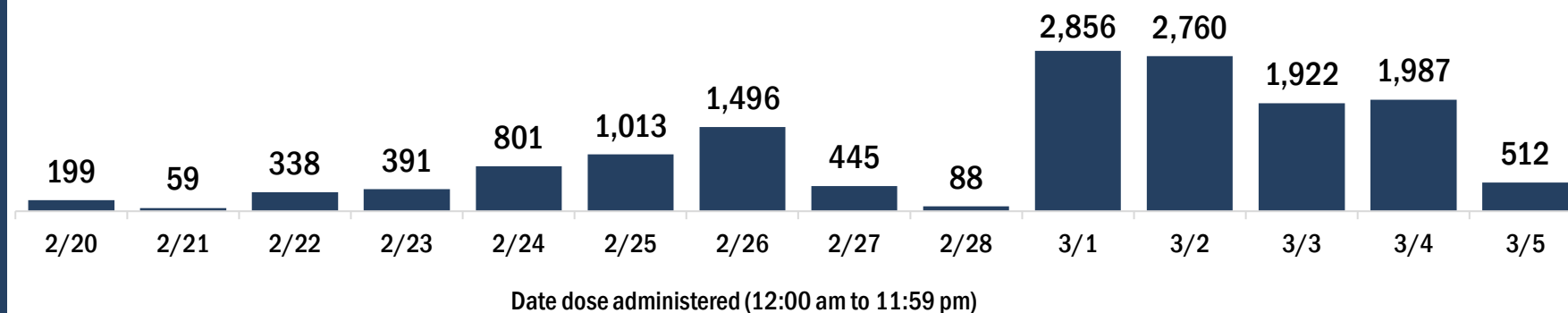
	First dose	Series complete	Total people vaccinated
Age group	43,901	49,904	93,805
16-24 years	377	495	872
25-34 years	928	1,678	2,606
35-44 years	1,357	2,490	3,847
45-54 years	2,043	3,234	5,277
55-64 years	5,074	4,557	9,631
65-74 years	18,274	21,196	39,470
75-84 years	11,604	11,555	23,159
85+ years	4,244	4,699	8,943
Race	43,901	49,904	93,805
White	25,511	32,214	57,725
Black	2,239	1,592	3,831
American Indian/Alaskan	173	236	409
Other	3,081	6,807	9,888
Unknown	12,897	9,055	21,952
Other race includes Asian, native Hawaiian/Pacific Islander, or other.			
Ethnicity	43,901	49,904	93,805
Hispanic	1,147	975	2,122
Non-Hispanic	16,743	22,328	39,071
Unknown	26,011	26,601	52,612
Gender	43,901	49,904	93,805
Female	25,744	29,437	55,181
Male	17,921	20,439	38,360
Unknown	236	28	264

COVID-19 doses administered for the past 2 weeks

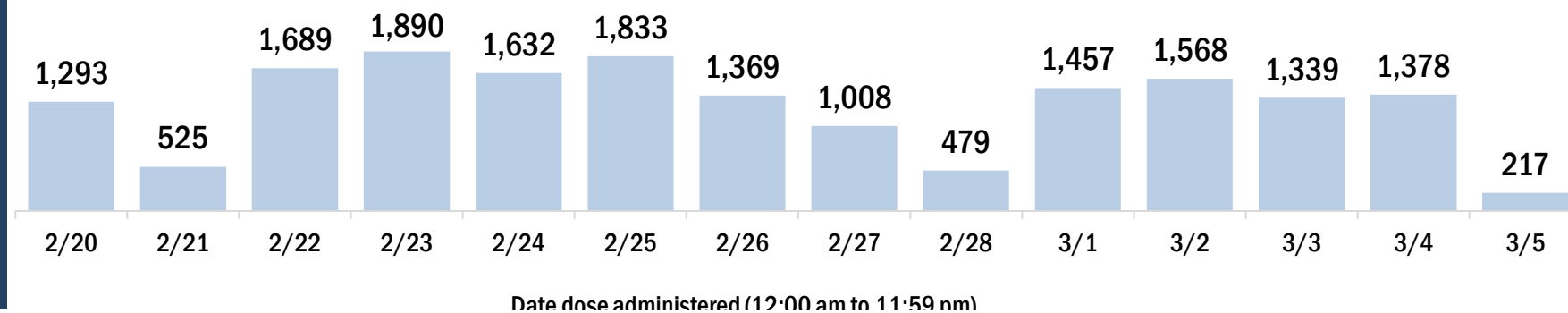


Persons vaccinated for COVID-19 for the past 2 weeks

Number of persons who received their first dose of a two-dose series of the COVID-19 vaccine



Number of persons who completed the COVID-19 vaccine series



COVID-19: Broward County vaccine summary

Vaccination data through Mar 5, 2021 as of Mar 6, 2021 at 12:05 AM

Data in this report are provisional and subject to change.

Data in this summary pertain to COVID-19 vaccines approved by the U.S. Food and Drug Administration and have been issued an Emergency Use Authorization (Janssen COVID-19 Vaccine, Moderna COVID-19 Vaccine and Pfizer-BioNTech COVID-19 Vaccine). These data summarize the number of people who have received either their first dose or have completed the series for a COVID-19 vaccine. **A person can only be counted in one category, first dose or series complete.** For persons receiving Moderna or Pfizer vaccines, once they receive their second dose, they are moved from the first dose column to the series completed column. **Because of this, the total first dose category may show a change from report to report not matching the total receiving their first dose from the previous day.** Persons receiving Johnson & Johnson vaccines will always be counted in the series completed column.

COVID-19 doses for vaccinated persons in Florida

Doses administered 466,620

People receiving one dose of a 1-dose series (Johnson & Johnson) or receiving only one dose of a 2-dose series (Moderna, Pfizer) count once. Persons receiving both doses of a 2-dose series count twice.

Current status of persons vaccinated for COVID-19 in Florida

Total people vaccinated 296,859

First dose 126,537

Series completed 170,322

Completed 1-dose series 561

Completed 2-dose series 169,761

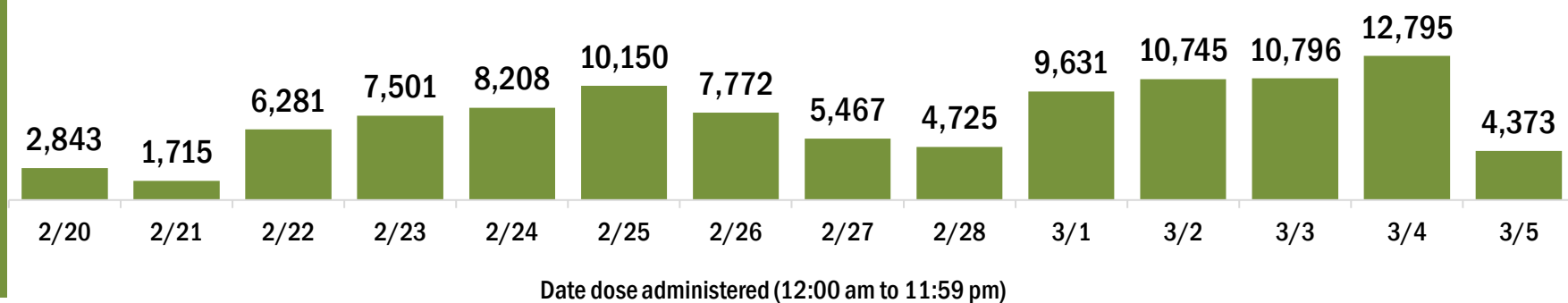
First dose: current number of people who have only received their first dose of the Moderna or Pfizer vaccine.

Series complete: current number of people who have received both Moderna or Pfizer vaccine doses or one Johnson & Johnson dose and are considered fully immunized.

Demographic summary

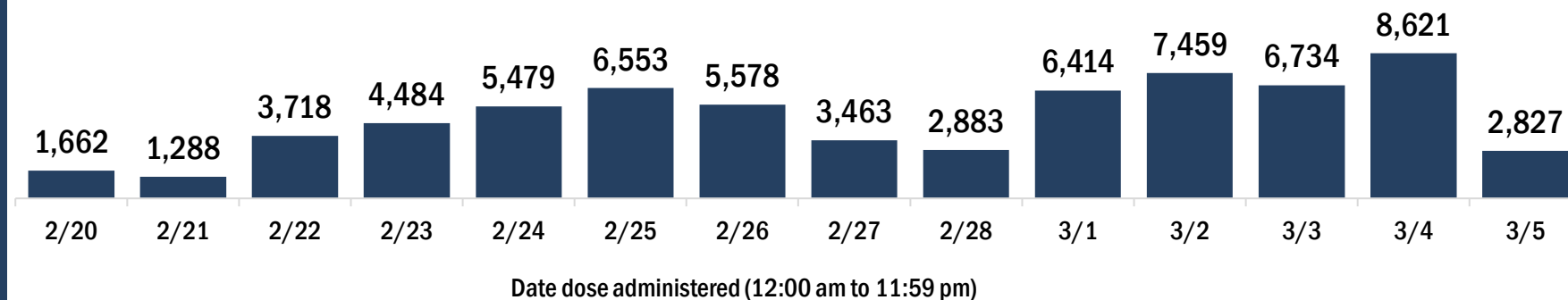
	First dose	Series complete	Total people vaccinated
Age group	126,537	170,322	296,859
16-24 years	1,788	1,499	3,287
25-34 years	4,715	6,694	11,409
35-44 years	6,826	9,188	16,014
45-54 years	11,144	12,372	23,516
55-64 years	19,692	16,351	36,043
65-74 years	46,197	71,422	117,619
75-84 years	25,503	38,296	63,799
85+ years	10,672	14,500	25,172
Race	126,537	170,322	296,859
White	78,990	119,300	198,290
Black	16,981	17,657	34,638
American Indian/Alaskan	865	913	1,778
Other	12,123	19,372	31,495
Unknown	17,578	13,080	30,658
Other race includes Asian, native Hawaiian/Pacific Islander, or other.			
Ethnicity	126,537	170,322	296,859
Hispanic	24,999	27,623	52,622
Non-Hispanic	61,857	103,963	165,820
Unknown	39,681	38,736	78,417
Gender	126,537	170,322	296,859
Female	71,589	96,859	168,448
Male	54,626	73,428	128,054
Unknown	322	35	357

COVID-19 doses administered for the past 2 weeks

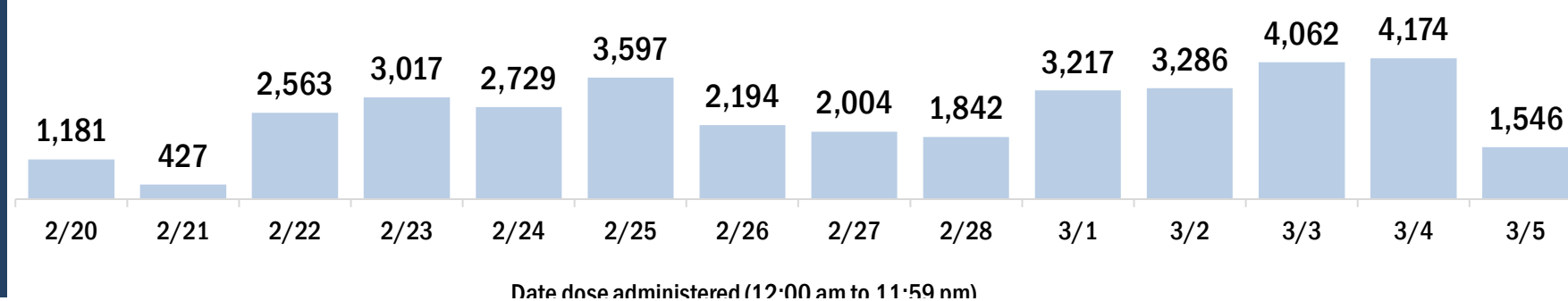


Persons vaccinated for COVID-19 for the past 2 weeks

Number of persons who received their first dose of a two-dose series of the COVID-19 vaccine



Number of persons who completed the COVID-19 vaccine series



COVID-19: Calhoun County vaccine summary

Vaccination data through Mar 5, 2021 as of Mar 6, 2021 at 12:05 AM

Data in this report are provisional and subject to change.

Data in this summary pertain to COVID-19 vaccines approved by the U.S. Food and Drug Administration and have been issued an Emergency Use Authorization (Janssen COVID-19 Vaccine, Moderna COVID-19 Vaccine and Pfizer-BioNTech COVID-19 Vaccine). These data summarize the number of people who have received either their first dose or have completed the series for a COVID-19 vaccine. **A person can only be counted in one category, first dose or series complete.** For persons receiving Moderna or Pfizer vaccines, once they receive their second dose, they are moved from the first dose column to the series completed column. **Because of this, the total first dose category may show a change from report to report not matching the total receiving their first dose from the previous day.** Persons receiving Johnson & Johnson vaccines will always be counted in the series completed column.

COVID-19 doses for vaccinated persons in Florida

Doses administered **3,416**

People receiving one dose of a 1-dose series (Johnson & Johnson) or receiving only one dose of a 2-dose series (Moderna, Pfizer) count once. Persons receiving both doses of a 2-dose series count twice.

Current status of persons vaccinated for COVID-19 in Florida

Total people vaccinated **1,941**

First dose **466**

Series completed **1,475**

Completed 1-dose series **0**

Completed 2-dose series **1,475**

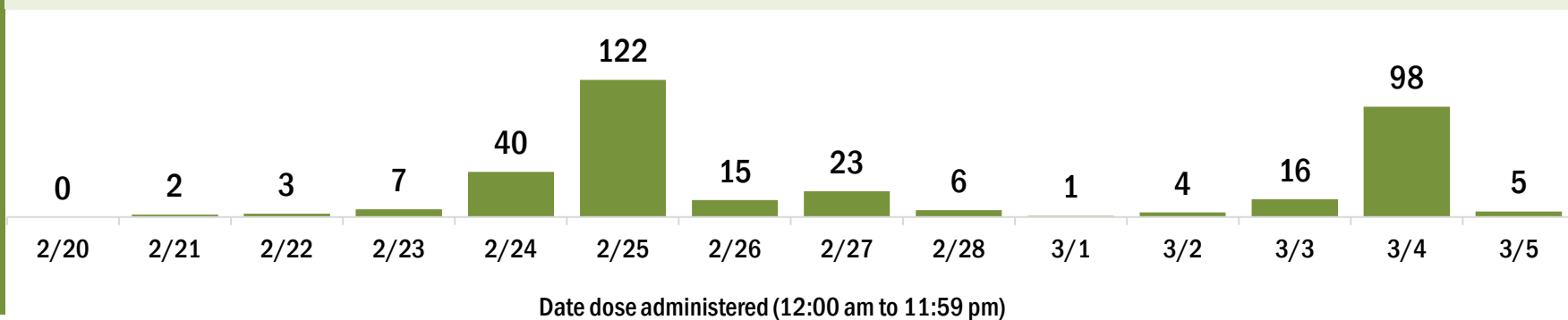
First dose: current number of people who have only received their first dose of the Moderna or Pfizer vaccine.

Series complete: current number of people who have received both Moderna or Pfizer vaccine doses or one Johnson & Johnson dose and are considered fully immunized.

Demographic summary

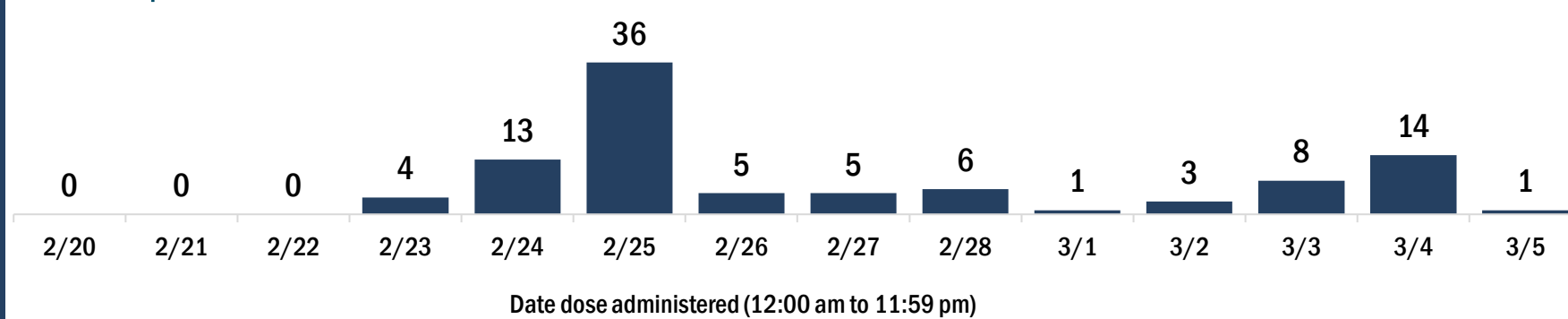
	First dose	Series complete	Total people vaccinated
Age group	466	1,475	1,941
16-24 years	12	7	19
25-34 years	8	37	45
35-44 years	23	58	81
45-54 years	39	95	134
55-64 years	101	144	245
65-74 years	167	596	763
75-84 years	85	385	470
85+ years	31	153	184
Race	466	1,475	1,941
White	322	1,016	1,338
Black	55	58	113
American Indian/Alaskan	4	11	15
Other	35	275	310
Unknown	50	115	165
Other race includes Asian, native Hawaiian/Pacific Islander, or other.			
Ethnicity	466	1,475	1,941
Hispanic	5	23	28
Non-Hispanic	227	806	1,033
Unknown	234	646	880
Gender	466	1,475	1,941
Female	257	832	1,089
Male	208	643	851
Unknown	1	0	1

COVID-19 doses administered for the past 2 weeks

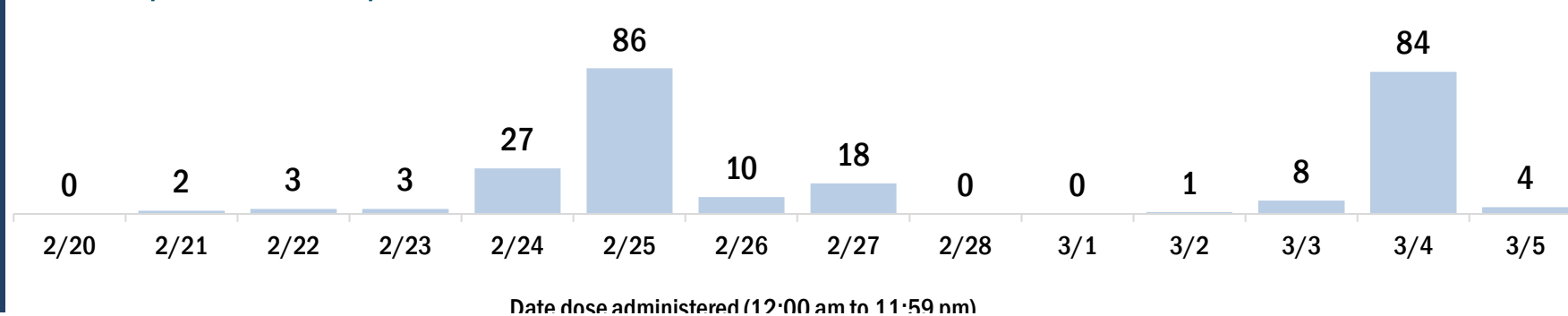


Persons vaccinated for COVID-19 for the past 2 weeks

Number of persons who received their first dose of a two-dose series of the COVID-19 vaccine



Number of persons who completed the COVID-19 vaccine series



COVID-19: Charlotte County vaccine summary

Vaccination data through Mar 5, 2021 as of Mar 6, 2021 at 12:05 AM

Data in this report are provisional and subject to change.

Data in this summary pertain to COVID-19 vaccines approved by the U.S. Food and Drug Administration and have been issued an Emergency Use Authorization (Janssen COVID-19 Vaccine, Moderna COVID-19 Vaccine and Pfizer-BioNTech COVID-19 Vaccine). These data summarize the number of people who have received either their first dose or have completed the series for a COVID-19 vaccine. **A person can only be counted in one category, first dose or series complete.** For persons receiving Moderna or Pfizer vaccines, once they receive their second dose, they are moved from the first dose column to the series completed column. **Because of this, the total first dose category may show a change from report to report not matching the total receiving their first dose from the previous day.** Persons receiving Johnson & Johnson vaccines will always be counted in the series completed column.

COVID-19 doses for vaccinated persons in Florida

Doses administered 57,493

People receiving one dose of a 1-dose series (Johnson & Johnson) or receiving only one dose of a 2-dose series (Moderna, Pfizer) count once. Persons receiving both doses of a 2-dose series count twice.

Current status of persons vaccinated for COVID-19 in Florida

Total people vaccinated 39,950

First dose 22,406

Series completed 17,544

Completed 1-dose series 1

Completed 2-dose series 17,543

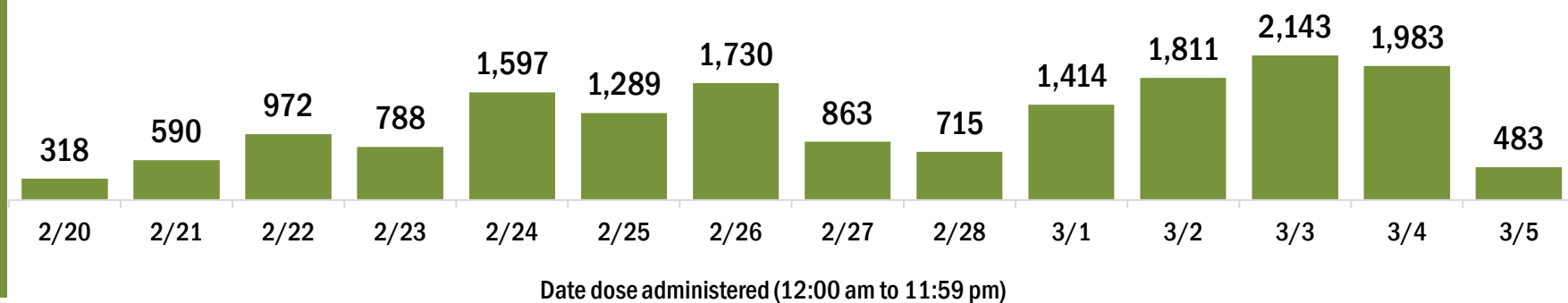
First dose: current number of people who have only received their first dose of the Moderna or Pfizer vaccine.

Series complete: current number of people who have received both Moderna or Pfizer vaccine doses or one Johnson & Johnson dose and are considered fully immunized.

Demographic summary

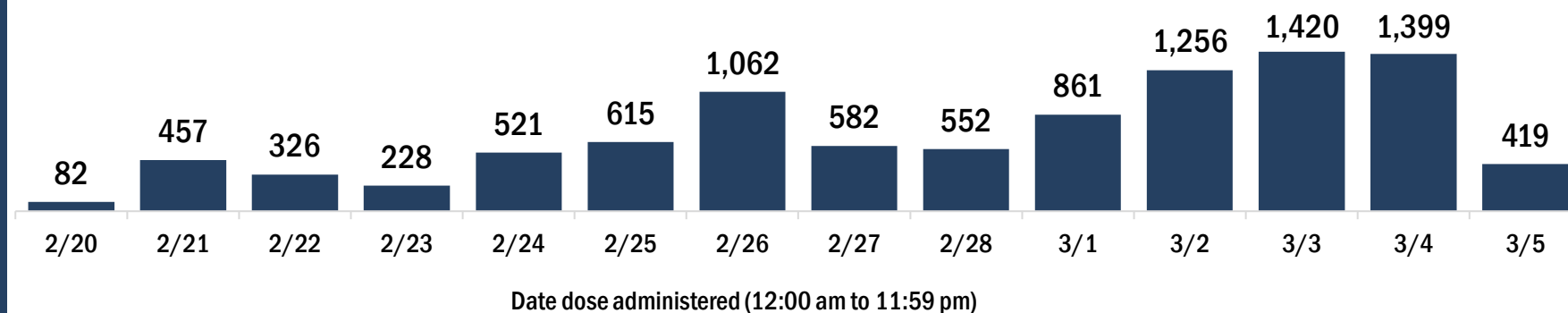
	First dose	Series complete	Total people vaccinated
Age group	22,406	17,544	39,950
16-24 years	72	115	187
25-34 years	153	372	525
35-44 years	238	530	768
45-54 years	387	955	1,342
55-64 years	914	1,564	2,478
65-74 years	11,354	8,184	19,538
75-84 years	7,415	4,110	11,525
85+ years	1,873	1,714	3,587
Race	22,406	17,544	39,950
White	15,352	11,249	26,601
Black	308	239	547
American Indian/Alaskan	69	39	108
Other	1,186	2,386	3,572
Unknown	5,491	3,631	9,122
Other race includes Asian, native Hawaiian/Pacific Islander, or other.			
Ethnicity	22,406	17,544	39,950
Hispanic	305	217	522
Non-Hispanic	8,864	7,703	16,567
Unknown	13,237	9,624	22,861
Gender	22,406	17,544	39,950
Female	12,204	10,162	22,366
Male	10,176	7,379	17,555
Unknown	26	3	29

COVID-19 doses administered for the past 2 weeks

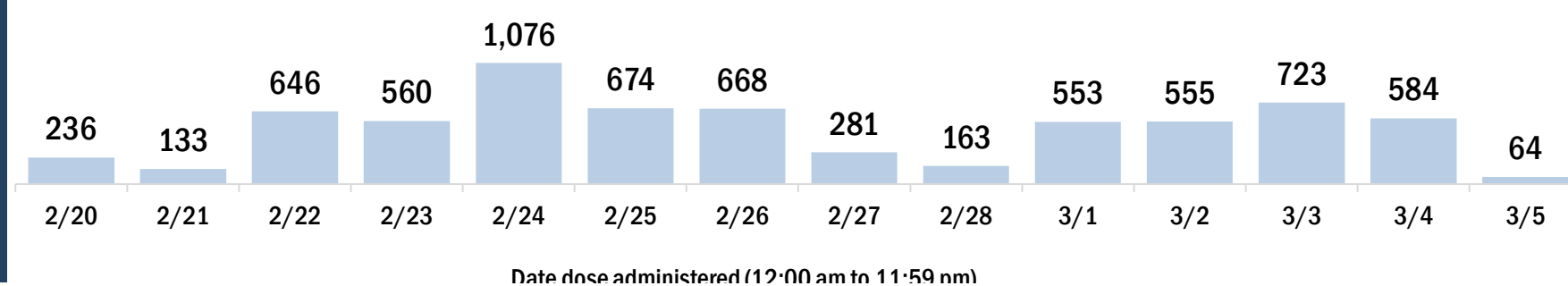


Persons vaccinated for COVID-19 for the past 2 weeks

Number of persons who received their first dose of a two-dose series of the COVID-19 vaccine



Number of persons who completed the COVID-19 vaccine series



COVID-19: Citrus County vaccine summary

Vaccination data through Mar 5, 2021 as of Mar 6, 2021 at 12:05 AM

Data in this report are provisional and subject to change.

Data in this summary pertain to COVID-19 vaccines approved by the U.S. Food and Drug Administration and have been issued an Emergency Use Authorization (Janssen COVID-19 Vaccine, Moderna COVID-19 Vaccine and Pfizer-BioNTech COVID-19 Vaccine). These data summarize the number of people who have received either their first dose or have completed the series for a COVID-19 vaccine. **A person can only be counted in one category, first dose or series complete.** For persons receiving Moderna or Pfizer vaccines, once they receive their second dose, they are moved from the first dose column to the series completed column. **Because of this, the total first dose category may show a change from report to report not matching the total receiving their first dose from the previous day.** Persons receiving Johnson & Johnson vaccines will always be counted in the series completed column.

COVID-19 doses for vaccinated persons in Florida

Doses administered 42,030

People receiving one dose of a 1-dose series (Johnson & Johnson) or receiving only one dose of a 2-dose series (Moderna, Pfizer) count once. Persons receiving both doses of a 2-dose series count twice.

Current status of persons vaccinated for COVID-19 in Florida

Total people vaccinated 28,566

First dose 15,101

Series completed 13,465

Completed 1-dose series 1

Completed 2-dose series 13,464

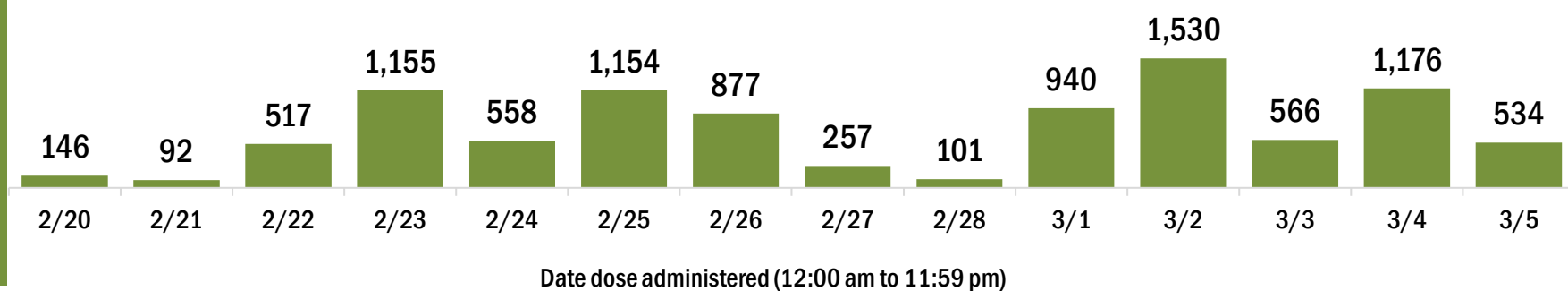
First dose: current number of people who have only received their first dose of the Moderna or Pfizer vaccine.

Series complete: current number of people who have received both Moderna or Pfizer vaccine doses or one Johnson & Johnson dose and are considered fully immunized.

Demographic summary

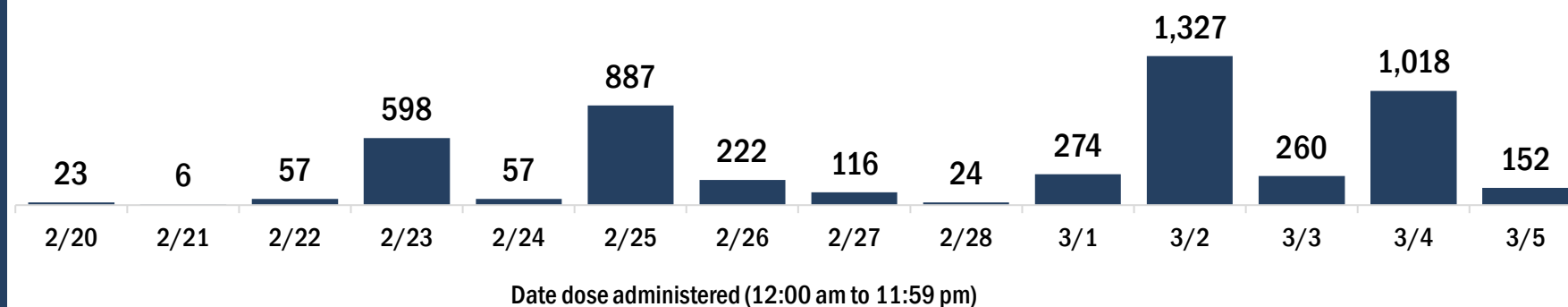
	First dose	Series complete	Total people vaccinated
Age group	15,101	13,465	28,566
16-24 years	65	133	198
25-34 years	107	352	459
35-44 years	145	469	614
45-54 years	241	694	935
55-64 years	526	1,100	1,626
65-74 years	7,311	5,622	12,933
75-84 years	5,282	3,779	9,061
85+ years	1,424	1,316	2,740
Race	15,101	13,465	28,566
White	11,666	8,004	19,670
Black	174	158	332
American Indian/Alaskan	90	37	127
Other	694	1,937	2,631
Unknown	2,477	3,329	5,806
Other race includes Asian, native Hawaiian/Pacific Islander, or other.			
Ethnicity	15,101	13,465	28,566
Hispanic	305	234	539
Non-Hispanic	8,411	5,548	13,959
Unknown	6,385	7,683	14,068
Gender	15,101	13,465	28,566
Female	8,698	7,709	16,407
Male	6,393	5,745	12,138
Unknown	10	11	21

COVID-19 doses administered for the past 2 weeks

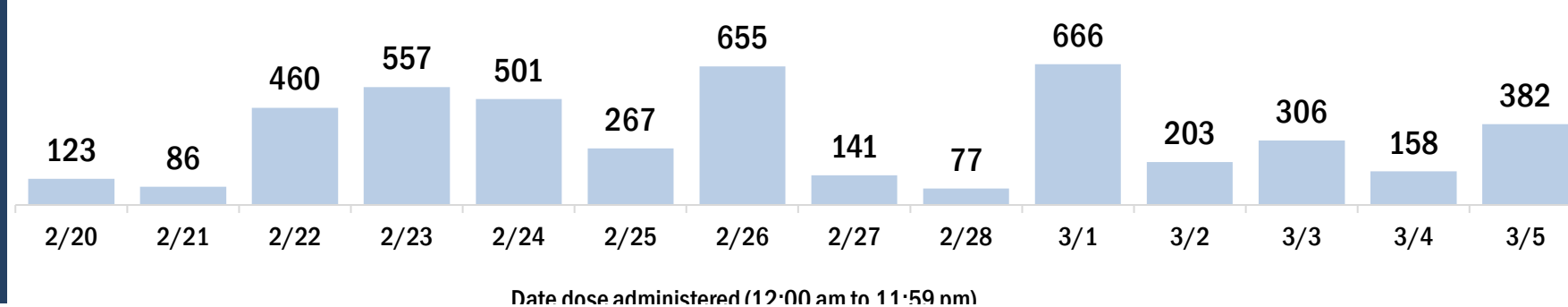


Persons vaccinated for COVID-19 for the past 2 weeks

Number of persons who received their first dose of a two-dose series of the COVID-19 vaccine



Number of persons who completed the COVID-19 vaccine series



COVID-19: Clay County vaccine summary

Vaccination data through Mar 5, 2021 as of Mar 6, 2021 at 12:05 AM

Data in this report are provisional and subject to change.

Data in this summary pertain to COVID-19 vaccines approved by the U.S. Food and Drug Administration and have been issued an Emergency Use Authorization (Janssen COVID-19 Vaccine, Moderna COVID-19 Vaccine and Pfizer-BioNTech COVID-19 Vaccine). These data summarize the number of people who have received either their first dose or have completed the series for a COVID-19 vaccine. **A person can only be counted in one category, first dose or series complete.** For persons receiving Moderna or Pfizer vaccines, once they receive their second dose, they are moved from the first dose column to the series completed column. **Because of this, the total first dose category may show a change from report to report not matching the total receiving their first dose from the previous day.** Persons receiving Johnson & Johnson vaccines will always be counted in the series completed column.

COVID-19 doses for vaccinated persons in Florida

Doses administered 49,475

People receiving one dose of a 1-dose series (Johnson & Johnson) or receiving only one dose of a 2-dose series (Moderna, Pfizer) count once. Persons receiving both doses of a 2-dose series count twice.

Current status of persons vaccinated for COVID-19 in Florida

Total people vaccinated 29,760

First dose 10,034

Series completed 19,726

Completed 1-dose series 11

Completed 2-dose series 19,715

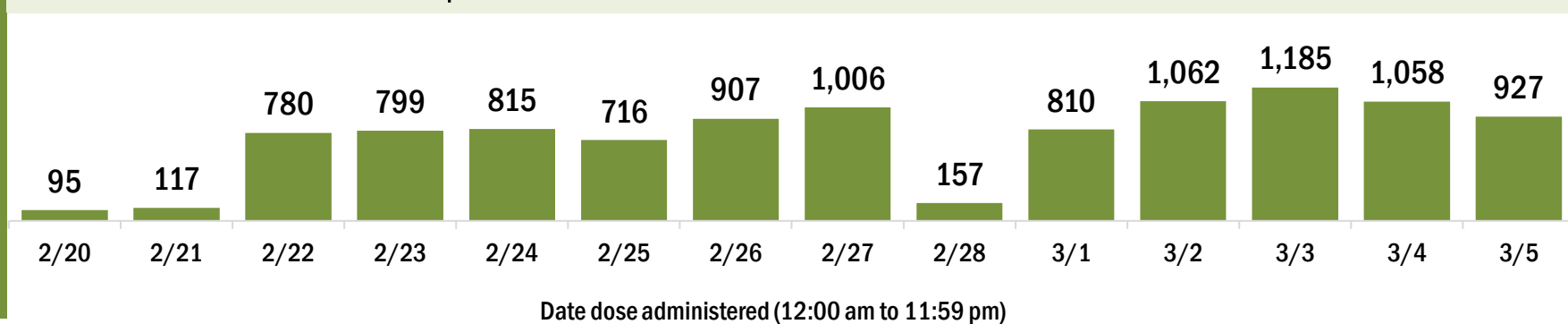
First dose: current number of people who have only received their first dose of the Moderna or Pfizer vaccine.

Series complete: current number of people who have received both Moderna or Pfizer vaccine doses or one Johnson & Johnson dose and are considered fully immunized.

Demographic summary

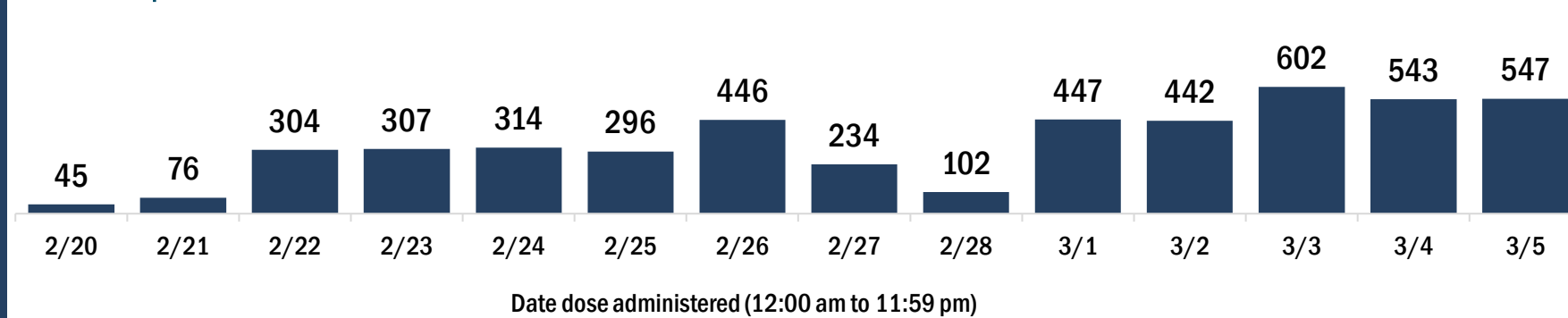
	First dose	Series complete	Total people vaccinated
Age group	10,034	19,726	29,760
16-24 years	219	251	470
25-34 years	343	754	1,097
35-44 years	520	1,151	1,671
45-54 years	944	1,385	2,329
55-64 years	1,736	1,616	3,352
65-74 years	3,849	8,542	12,391
75-84 years	1,856	4,594	6,450
85+ years	567	1,433	2,000
Race	10,034	19,726	29,760
White	7,136	14,553	21,689
Black	702	985	1,687
American Indian/Alaskan	78	87	165
Other	952	2,071	3,023
Unknown	1,166	2,030	3,196
Other race includes Asian, native Hawaiian/Pacific Islander, or other.			
Ethnicity	10,034	19,726	29,760
Hispanic	464	580	1,044
Non-Hispanic	7,007	14,602	21,609
Unknown	2,563	4,544	7,107
Gender	10,034	19,726	29,760
Female	5,933	11,405	17,338
Male	4,071	8,320	12,391
Unknown	30	1	31

COVID-19 doses administered for the past 2 weeks

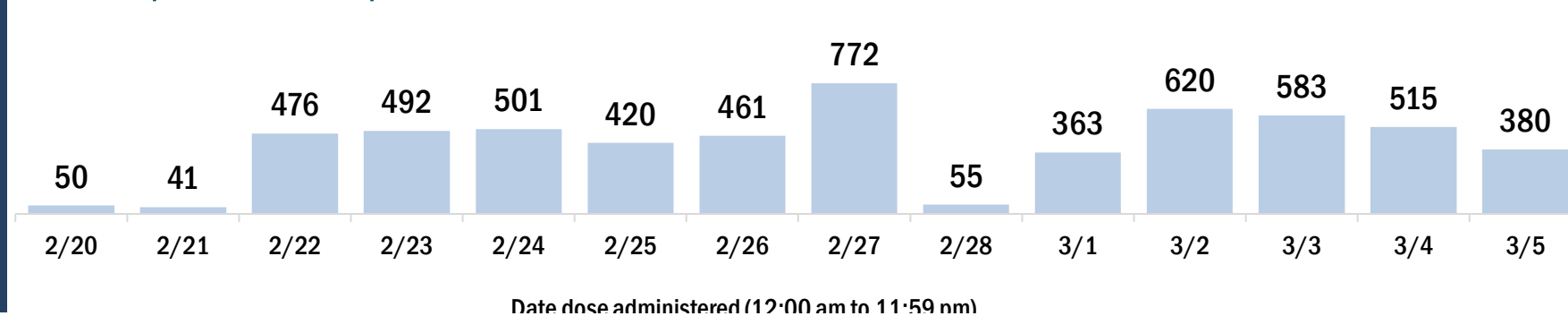


Persons vaccinated for COVID-19 for the past 2 weeks

Number of persons who received their first dose of a two-dose series of the COVID-19 vaccine



Number of persons who completed the COVID-19 vaccine series



COVID-19: Collier County vaccine summary

Vaccination data through Mar 5, 2021 as of Mar 6, 2021 at 12:05 AM

Data in this report are provisional and subject to change.

Data in this summary pertain to COVID-19 vaccines approved by the U.S. Food and Drug Administration and have been issued an Emergency Use Authorization (Janssen COVID-19 Vaccine, Moderna COVID-19 Vaccine and Pfizer-BioNTech COVID-19 Vaccine). These data summarize the number of people who have received either their first dose or have completed the series for a COVID-19 vaccine. **A person can only be counted in one category, first dose or series complete.** For persons receiving Moderna or Pfizer vaccines, once they receive their second dose, they are moved from the first dose column to the series completed column. **Because of this, the total first dose category may show a change from report to report not matching the total receiving their first dose from the previous day.** Persons receiving Johnson & Johnson vaccines will always be counted in the series completed column.

COVID-19 doses for vaccinated persons in Florida

Doses administered **135,388**

People receiving one dose of a 1-dose series (Johnson & Johnson) or receiving only one dose of a 2-dose series (Moderna, Pfizer) count once. Persons receiving both doses of a 2-dose series count twice.

Current status of persons vaccinated for COVID-19 in Florida

Total people vaccinated **88,814**

First dose **42,225**

Series completed **46,589**

Completed 1-dose series **15**

Completed 2-dose series **46,574**

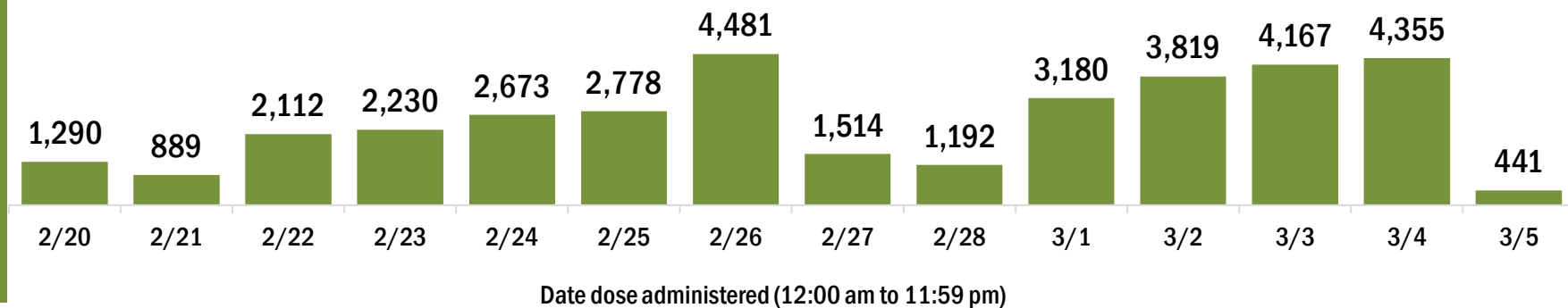
First dose: current number of people who have only received their first dose of the Moderna or Pfizer vaccine.

Series complete: current number of people who have received both Moderna or Pfizer vaccine doses or one Johnson & Johnson dose and are considered fully immunized.

Demographic summary

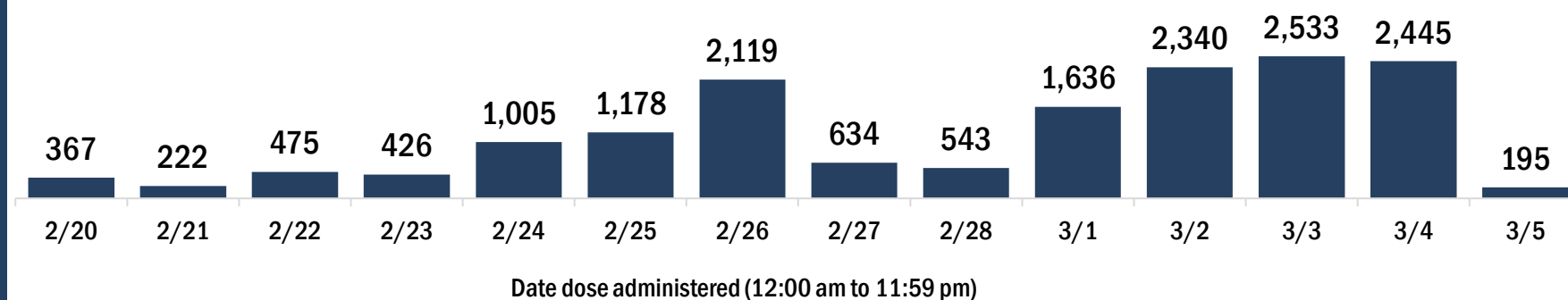
	First dose	Series complete	Total people vaccinated
Age group	42,225	46,589	88,814
16-24 years	208	333	541
25-34 years	351	921	1,272
35-44 years	478	1,312	1,790
45-54 years	726	1,857	2,583
55-64 years	1,803	2,589	4,392
65-74 years	18,898	21,865	40,763
75-84 years	14,984	13,446	28,430
85+ years	4,777	4,266	9,043
Race	42,225	46,589	88,814
White	26,062	29,182	55,244
Black	330	422	752
American Indian/Alaskan	168	107	275
Other	2,435	4,693	7,128
Unknown	13,230	12,185	25,415
Other race includes Asian, native Hawaiian/Pacific Islander, or other.			
Ethnicity	42,225	46,589	88,814
Hispanic	1,164	1,670	2,834
Non-Hispanic	16,013	21,022	37,035
Unknown	25,048	23,897	48,945
Gender	42,225	46,589	88,814
Female	23,094	25,788	48,882
Male	18,856	20,726	39,582
Unknown	275	75	350

COVID-19 doses administered for the past 2 weeks

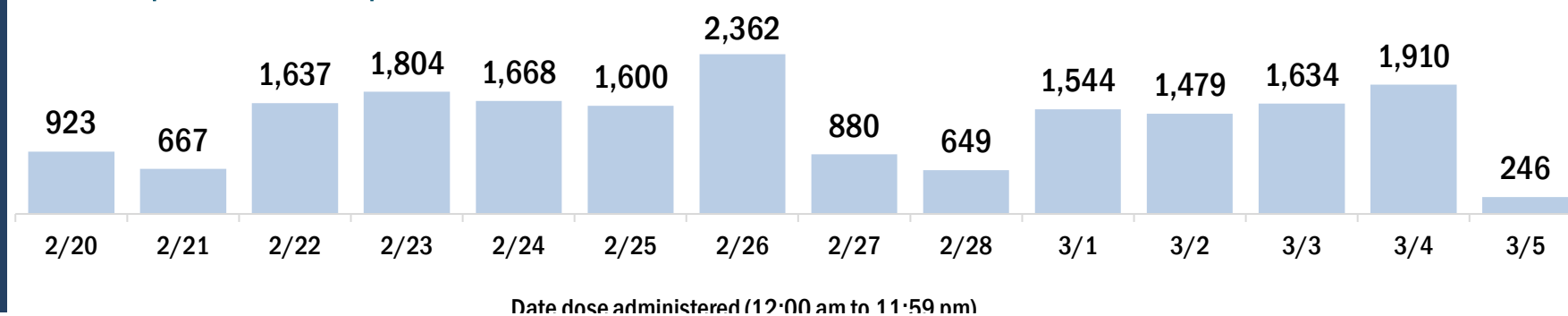


Persons vaccinated for COVID-19 for the past 2 weeks

Number of persons who received their first dose of a two-dose series of the COVID-19 vaccine



Number of persons who completed the COVID-19 vaccine series



COVID-19: Columbia County vaccine summary

Vaccination data through Mar 5, 2021 as of Mar 6, 2021 at 12:05 AM

Data in this report are provisional and subject to change.

Data in this summary pertain to COVID-19 vaccines approved by the U.S. Food and Drug Administration and have been issued an Emergency Use Authorization (Janssen COVID-19 Vaccine, Moderna COVID-19 Vaccine and Pfizer-BioNTech COVID-19 Vaccine). These data summarize the number of people who have received either their first dose or have completed the series for a COVID-19 vaccine. **A person can only be counted in one category, first dose or series complete.** For persons receiving Moderna or Pfizer vaccines, once they receive their second dose, they are moved from the first dose column to the series completed column. **Because of this, the total first dose category may show a change from report to report not matching the total receiving their first dose from the previous day.** Persons receiving Johnson & Johnson vaccines will always be counted in the series completed column.

COVID-19 doses for vaccinated persons in Florida

Doses administered 12,935

People receiving one dose of a 1-dose series (Johnson & Johnson) or receiving only one dose of a 2-dose series (Moderna, Pfizer) count once. Persons receiving both doses of a 2-dose series count twice.

Current status of persons vaccinated for COVID-19 in Florida

Total people vaccinated 7,829

First dose 2,723

Series completed 5,106

Completed 1-dose series 0

Completed 2-dose series 5,106

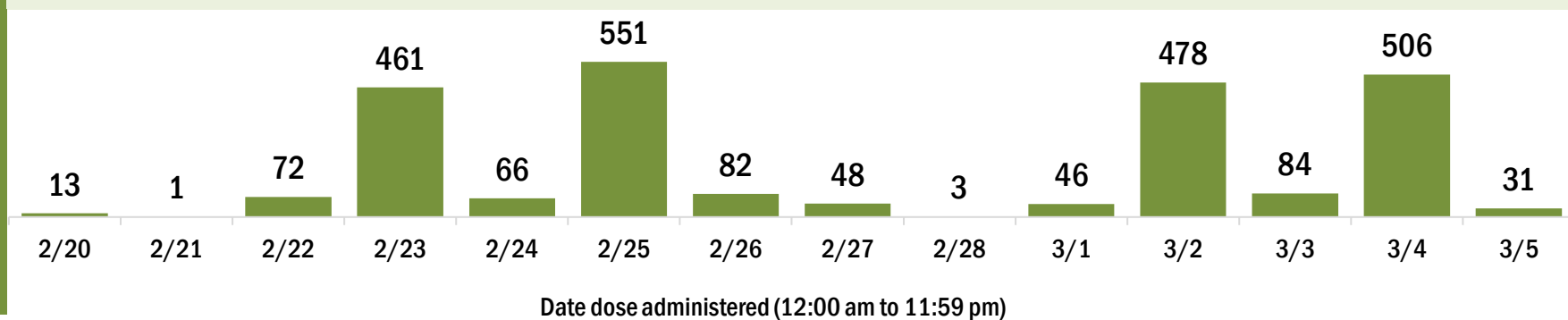
First dose: current number of people who have only received their first dose of the Moderna or Pfizer vaccine.

Series complete: current number of people who have received both Moderna or Pfizer vaccine doses or one Johnson & Johnson dose and are considered fully immunized.

Demographic summary

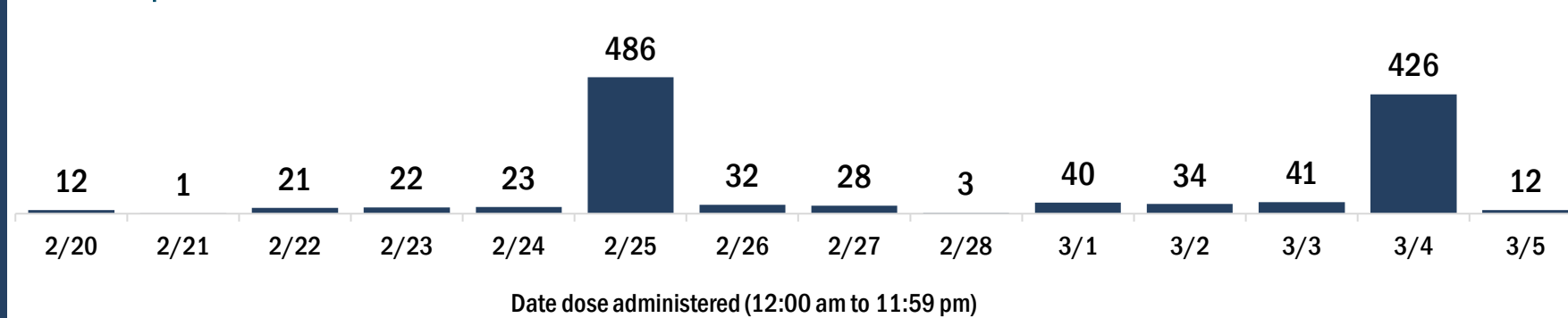
	First dose	Series complete	Total people vaccinated
Age group	2,723	5,106	7,829
16-24 years	19	54	73
25-34 years	56	148	204
35-44 years	107	191	298
45-54 years	203	263	466
55-64 years	340	360	700
65-74 years	1,140	2,276	3,416
75-84 years	676	1,370	2,046
85+ years	182	444	626
Race	2,723	5,106	7,829
White	1,695	3,348	5,043
Black	246	295	541
American Indian/Alaskan	10	13	23
Other	242	519	761
Unknown	530	931	1,461
Other race includes Asian, native Hawaiian/Pacific Islander, or other.			
Ethnicity	2,723	5,106	7,829
Hispanic	64	66	130
Non-Hispanic	951	2,168	3,119
Unknown	1,708	2,872	4,580
Gender	2,723	5,106	7,829
Female	1,681	2,985	4,666
Male	1,040	2,121	3,161
Unknown	2	0	2

COVID-19 doses administered for the past 2 weeks

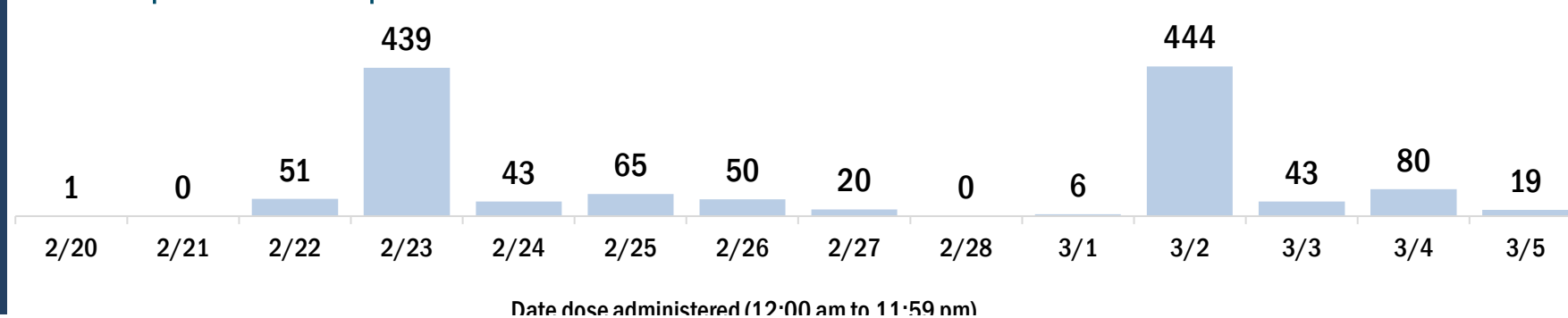


Persons vaccinated for COVID-19 for the past 2 weeks

Number of persons who received their first dose of a two-dose series of the COVID-19 vaccine



Number of persons who completed the COVID-19 vaccine series



COVID-19: Dade County vaccine summary

Vaccination data through Mar 5, 2021 as of Mar 6, 2021 at 12:05 AM

Data in this report are provisional and subject to change.

Data in this summary pertain to COVID-19 vaccines approved by the U.S. Food and Drug Administration and have been issued an Emergency Use Authorization (Janssen COVID-19 Vaccine, Moderna COVID-19 Vaccine and Pfizer-BioNTech COVID-19 Vaccine). These data summarize the number of people who have received either their first dose or have completed the series for a COVID-19 vaccine. **A person can only be counted in one category, first dose or series complete.** For persons receiving Moderna or Pfizer vaccines, once they receive their second dose, they are moved from the first dose column to the series completed column. **Because of this, the total first dose category may show a change from report to report not matching the total receiving their first dose from the previous day.** Persons receiving Johnson & Johnson vaccines will always be counted in the series completed column.

COVID-19 doses for vaccinated persons in Florida

Doses administered 599,021

People receiving one dose of a 1-dose series (Johnson & Johnson) or receiving only one dose of a 2-dose series (Moderna, Pfizer) count once. Persons receiving both doses of a 2-dose series count twice.

Current status of persons vaccinated for COVID-19 in Florida

Total people vaccinated 395,098

First dose 189,484

Series completed 205,614

Completed 1-dose series 1,691

Completed 2-dose series 203,923

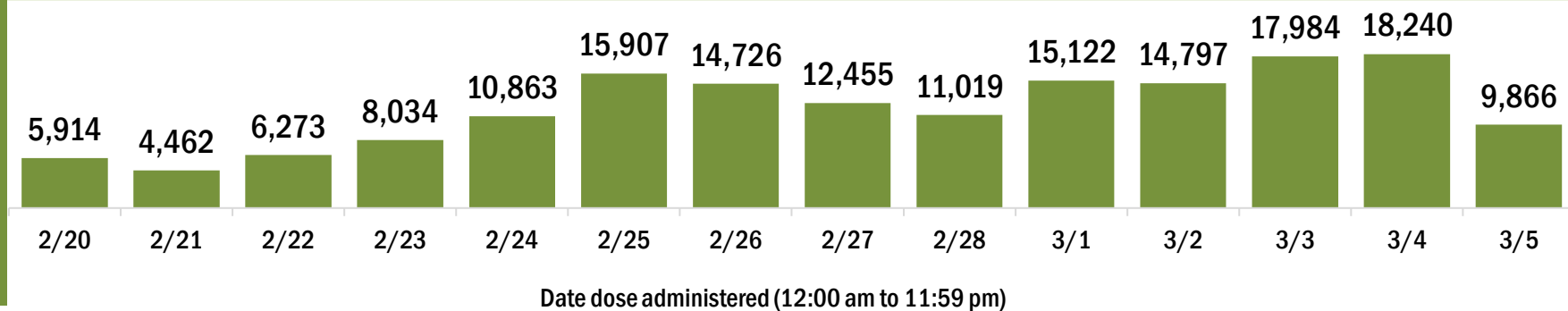
First dose: current number of people who have only received their first dose of the Moderna or Pfizer vaccine.

Series complete: current number of people who have received both Moderna or Pfizer vaccine doses or one Johnson & Johnson dose and are considered fully immunized.

Demographic summary

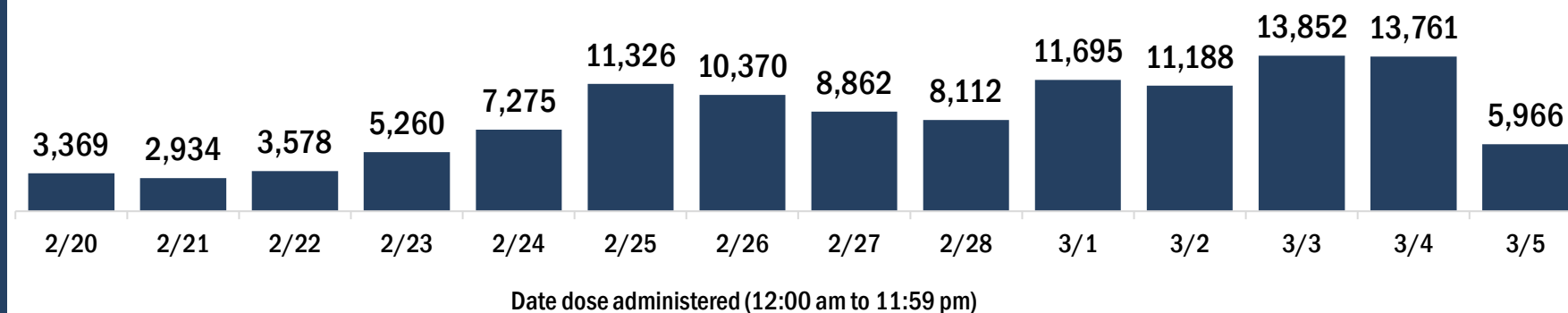
	First dose	Series complete	Total people vaccinated
Age group	189,484	205,614	395,098
16-24 years	2,638	2,495	5,133
25-34 years	7,438	10,450	17,888
35-44 years	10,606	12,260	22,866
45-54 years	16,723	15,623	32,346
55-64 years	28,848	20,303	49,151
65-74 years	66,437	76,674	143,111
75-84 years	40,688	48,693	89,381
85+ years	16,106	19,116	35,222
Race	189,484	205,614	395,098
White	134,893	145,550	280,443
Black	13,945	15,851	29,796
American Indian/Alaskan	594	458	1,052
Other	20,186	22,661	42,847
Unknown	19,866	21,094	40,960
Other race includes Asian, native Hawaiian/Pacific Islander, or other.			
Ethnicity	189,484	205,614	395,098
Hispanic	115,249	99,404	214,653
Non-Hispanic	36,257	63,693	99,950
Unknown	37,978	42,517	80,495
Gender	189,484	205,614	395,098
Female	107,561	117,707	225,268
Male	79,599	87,830	167,429
Unknown	2,324	77	2,401

COVID-19 doses administered for the past 2 weeks

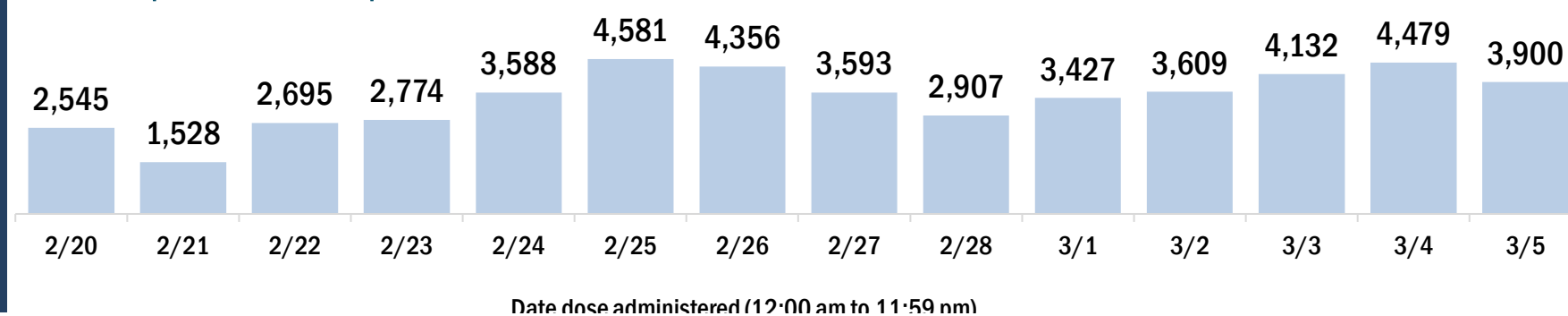


Persons vaccinated for COVID-19 for the past 2 weeks

Number of persons who received their first dose of a two-dose series of the COVID-19 vaccine



Number of persons who completed the COVID-19 vaccine series



COVID-19: Desoto County vaccine summary

Vaccination data through Mar 5, 2021 as of Mar 6, 2021 at 12:05 AM

Data in this report are provisional and subject to change.

Data in this summary pertain to COVID-19 vaccines approved by the U.S. Food and Drug Administration and have been issued an Emergency Use Authorization (Janssen COVID-19 Vaccine, Moderna COVID-19 Vaccine and Pfizer-BioNTech COVID-19 Vaccine). These data summarize the number of people who have received either their first dose or have completed the series for a COVID-19 vaccine. **A person can only be counted in one category, first dose or series complete.** For persons receiving Moderna or Pfizer vaccines, once they receive their second dose, they are moved from the first dose column to the series completed column. **Because of this, the total first dose category may show a change from report to report not matching the total receiving their first dose from the previous day.** Persons receiving Johnson & Johnson vaccines will always be counted in the series completed column.

COVID-19 doses for vaccinated persons in Florida

Doses administered 6,589

People receiving one dose of a 1-dose series (Johnson & Johnson) or receiving only one dose of a 2-dose series (Moderna, Pfizer) count once. Persons receiving both doses of a 2-dose series count twice.

Current status of persons vaccinated for COVID-19 in Florida

Total people vaccinated 4,406

First dose 2,223

Series completed 2,183

Completed 1-dose series 0

Completed 2-dose series 2,183

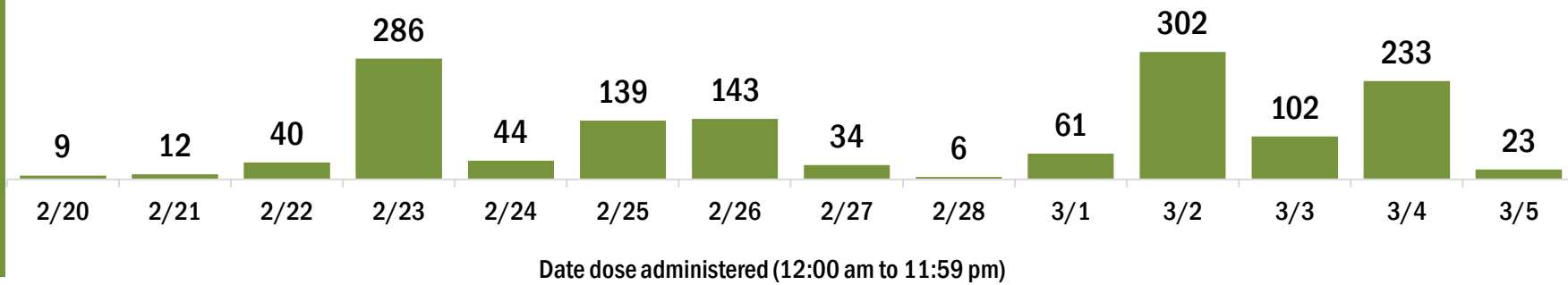
First dose: current number of people who have only received their first dose of the Moderna or Pfizer vaccine.

Series complete: current number of people who have received both Moderna or Pfizer vaccine doses or one Johnson & Johnson dose and are considered fully immunized.

Demographic summary

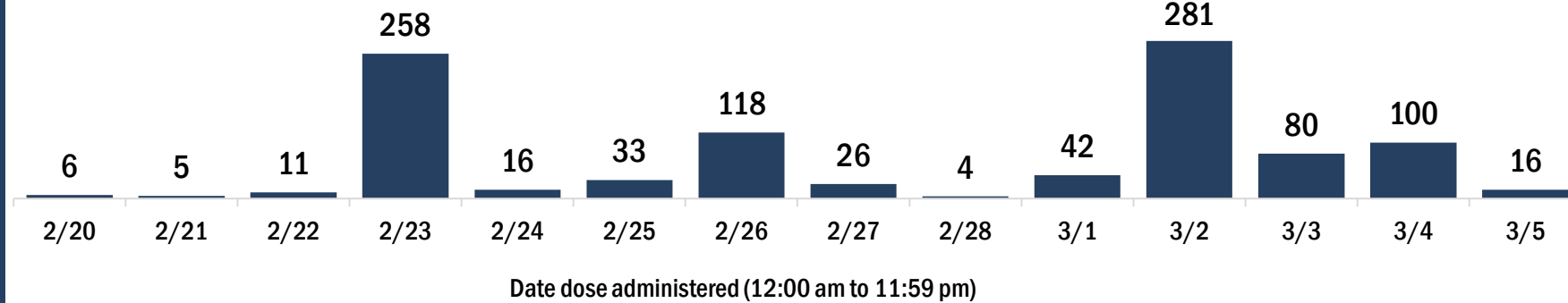
	First dose	Series complete	Total people vaccinated
Age group	2,223	2,183	4,406
16-24 years	15	13	28
25-34 years	47	54	101
35-44 years	124	57	181
45-54 years	214	101	315
55-64 years	347	139	486
65-74 years	840	958	1,798
75-84 years	528	677	1,205
85+ years	108	184	292
Race	2,223	2,183	4,406
White	1,106	1,680	2,786
Black	136	66	202
American Indian/Alaskan	0	4	4
Other	162	154	316
Unknown	819	279	1,098
Other race includes Asian, native Hawaiian/Pacific Islander, or other.			
Ethnicity	2,223	2,183	4,406
Hispanic	72	40	112
Non-Hispanic	601	490	1,091
Unknown	1,550	1,653	3,203
Gender	2,223	2,183	4,406
Female	981	1,226	2,207
Male	1,242	957	2,199
Unknown	0	0	0

COVID-19 doses administered for the past 2 weeks

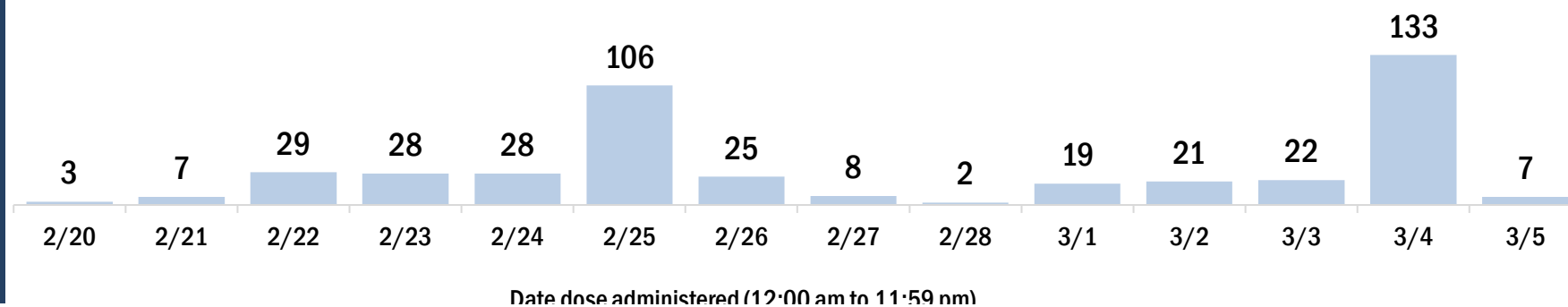


Persons vaccinated for COVID-19 for the past 2 weeks

Number of persons who received their first dose of a two-dose series of the COVID-19 vaccine



Number of persons who completed the COVID-19 vaccine series



COVID-19: Dixie County vaccine summary

Vaccination data through Mar 5, 2021 as of Mar 6, 2021 at 12:05 AM

Data in this report are provisional and subject to change.

Data in this summary pertain to COVID-19 vaccines approved by the U.S. Food and Drug Administration and have been issued an Emergency Use Authorization (Janssen COVID-19 Vaccine, Moderna COVID-19 Vaccine and Pfizer-BioNTech COVID-19 Vaccine). These data summarize the number of people who have received either their first dose or have completed the series for a COVID-19 vaccine. **A person can only be counted in one category, first dose or series complete.** For persons receiving Moderna or Pfizer vaccines, once they receive their second dose, they are moved from the first dose column to the series completed column. **Because of this, the total first dose category may show a change from report to report not matching the total receiving their first dose from the previous day.** Persons receiving Johnson & Johnson vaccines will always be counted in the series completed column.

COVID-19 doses for vaccinated persons in Florida

Doses administered **2,772**

People receiving one dose of a 1-dose series (Johnson & Johnson) or receiving only one dose of a 2-dose series (Moderna, Pfizer) count once. Persons receiving both doses of a 2-dose series count twice.

Current status of persons vaccinated for COVID-19 in Florida

Total people vaccinated **1,762**

First dose **752**

Series completed **1,010**

Completed 1-dose series **0**

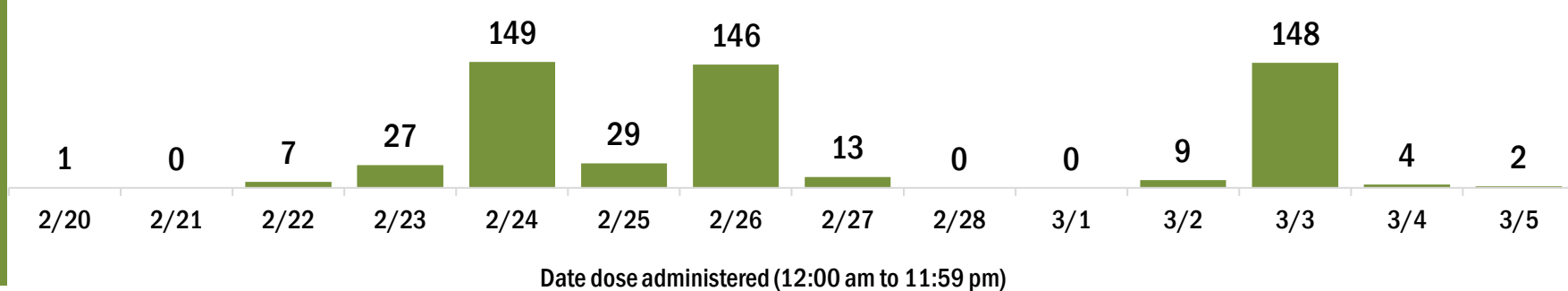
Completed 2-dose series **1,010**

First dose: current number of people who have only received their first dose of the Moderna or Pfizer vaccine.

Series complete: current number of people who have received both Moderna or Pfizer vaccine doses or one Johnson & Johnson dose and are considered fully immunized.

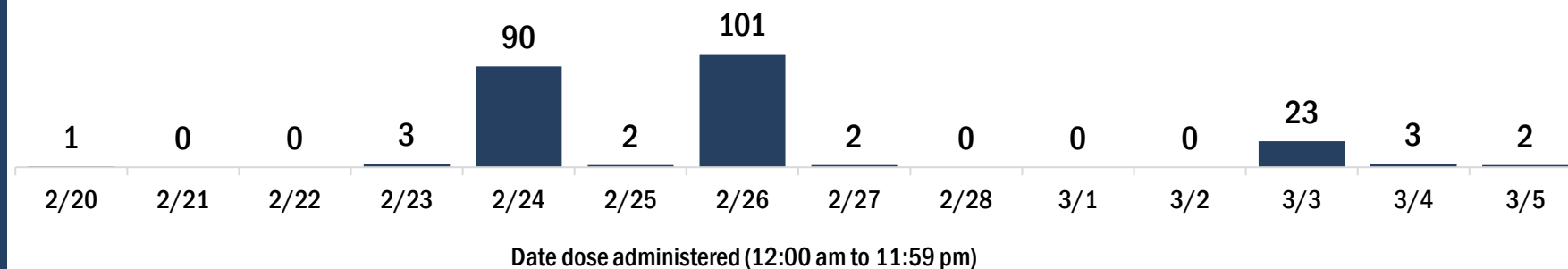
Demographic summary	First dose	Series complete	Total people vaccinated
Age group	752	1,010	1,762
16-24 years	2	2	4
25-34 years	7	13	20
35-44 years	18	21	39
45-54 years	22	22	44
55-64 years	69	55	124
65-74 years	355	497	852
75-84 years	230	310	540
85+ years	49	90	139
Race	752	1,010	1,762
White	648	850	1,498
Black	30	30	60
American Indian/Alaskan	18	9	27
Other	24	33	57
Unknown	32	88	120
Other race includes Asian, native Hawaiian/Pacific Islander, or other.			
Ethnicity	752	1,010	1,762
Hispanic	16	13	29
Non-Hispanic	520	617	1,137
Unknown	216	380	596
Gender	752	1,010	1,762
Female	405	536	941
Male	347	474	821
Unknown	0	0	0

COVID-19 doses administered for the past 2 weeks

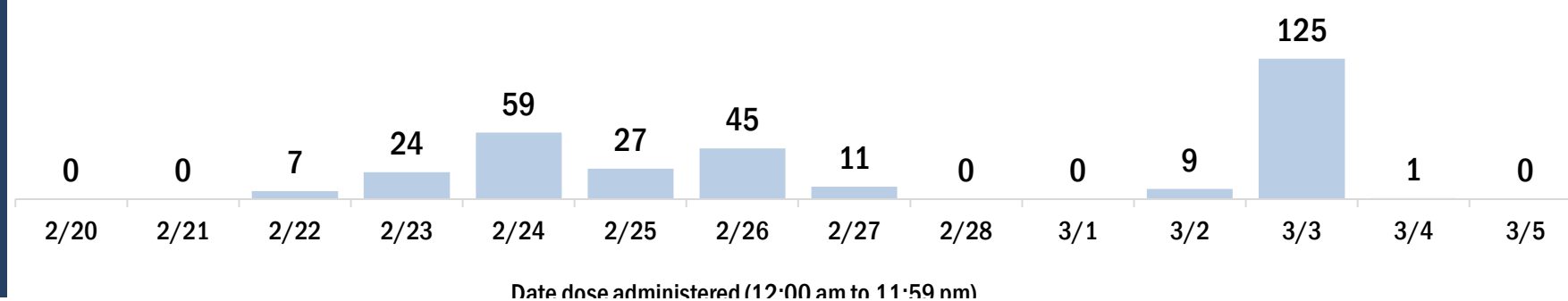


Persons vaccinated for COVID-19 for the past 2 weeks

Number of persons who received their first dose of a two-dose series of the COVID-19 vaccine



Number of persons who completed the COVID-19 vaccine series



COVID-19: Duval County vaccine summary

Vaccination data through Mar 5, 2021 as of Mar 6, 2021 at 12:05 AM

Data in this report are provisional and subject to change.

Data in this summary pertain to COVID-19 vaccines approved by the U.S. Food and Drug Administration and have been issued an Emergency Use Authorization (Janssen COVID-19 Vaccine, Moderna COVID-19 Vaccine and Pfizer-BioNTech COVID-19 Vaccine). These data summarize the number of people who have received either their first dose or have completed the series for a COVID-19 vaccine. **A person can only be counted in one category, first dose or series complete.** For persons receiving Moderna or Pfizer vaccines, once they receive their second dose, they are moved from the first dose column to the series completed column. **Because of this, the total first dose category may show a change from report to report not matching the total receiving their first dose from the previous day.** Persons receiving Johnson & Johnson vaccines will always be counted in the series completed column.

COVID-19 doses for vaccinated persons in Florida

Doses administered 220,788

People receiving one dose of a 1-dose series (Johnson & Johnson) or receiving only one dose of a 2-dose series (Moderna, Pfizer) count once. Persons receiving both doses of a 2-dose series count twice.

Current status of persons vaccinated for COVID-19 in Florida

Total people vaccinated 137,499

First dose 54,208

Series completed 83,291

Completed 1-dose series 2

Completed 2-dose series 83,289

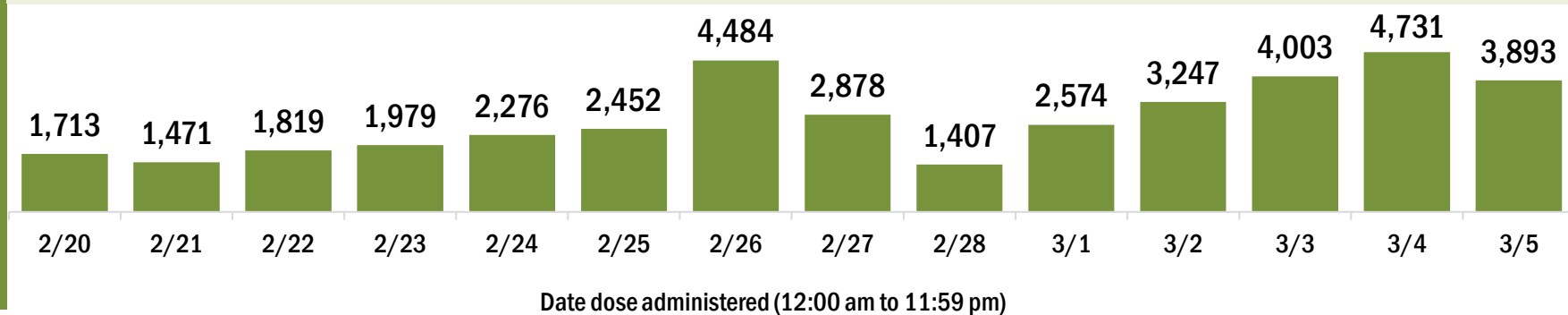
First dose: current number of people who have only received their first dose of the Moderna or Pfizer vaccine.

Series complete: current number of people who have received both Moderna or Pfizer vaccine doses or one Johnson & Johnson dose and are considered fully immunized.

Demographic summary

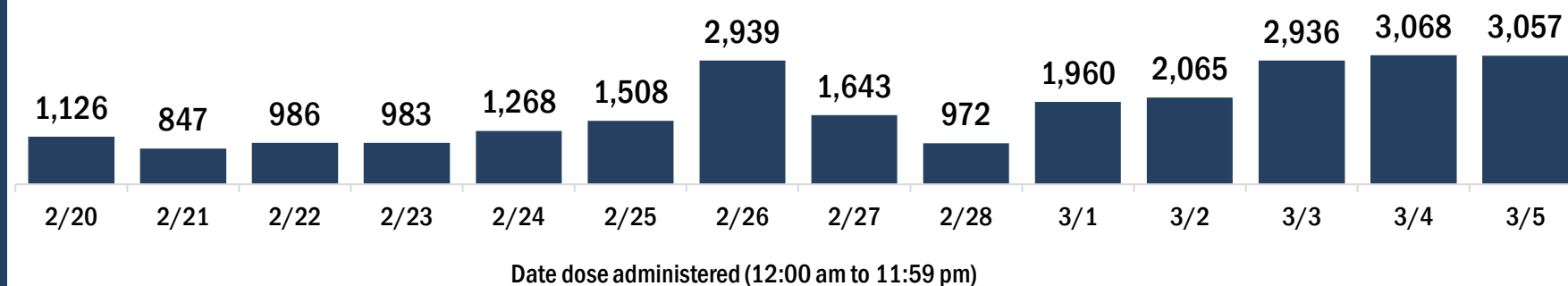
	First dose	Series complete	Total people vaccinated
Age group	54,208	83,291	137,499
16-24 years	1,111	1,414	2,525
25-34 years	2,871	5,590	8,461
35-44 years	3,496	5,904	9,400
45-54 years	5,131	6,567	11,698
55-64 years	9,553	8,667	18,220
65-74 years	20,236	33,320	53,556
75-84 years	8,633	16,102	24,735
85+ years	3,177	5,727	8,904
Race	54,208	83,291	137,499
White	29,057	49,803	78,860
Black	10,579	11,839	22,418
American Indian/Alaskan	127	243	370
Other	5,379	11,763	17,142
Unknown	9,066	9,643	18,709
Other race includes Asian, native Hawaiian/Pacific Islander, or other.			
Ethnicity	54,208	83,291	137,499
Hispanic	2,554	2,396	4,950
Non-Hispanic	34,297	52,814	87,111
Unknown	17,357	28,081	45,438
Gender	54,208	83,291	137,499
Female	30,789	49,297	80,086
Male	21,220	33,960	55,180
Unknown	2,199	34	2,233

COVID-19 doses administered for the past 2 weeks

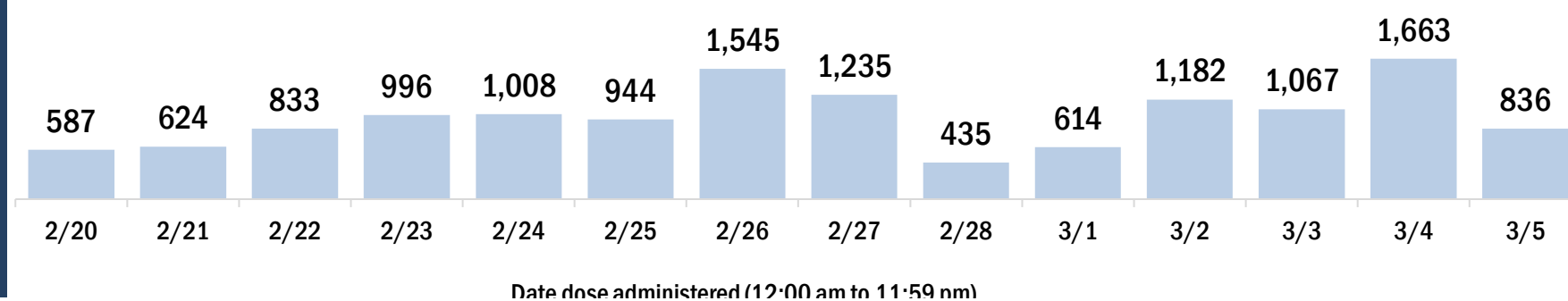


Persons vaccinated for COVID-19 for the past 2 weeks

Number of persons who received their first dose of a two-dose series of the COVID-19 vaccine



Number of persons who completed the COVID-19 vaccine series



COVID-19: Escambia County vaccine summary

Vaccination data through Mar 5, 2021 as of Mar 6, 2021 at 12:05 AM

Data in this report are provisional and subject to change.

Data in this summary pertain to COVID-19 vaccines approved by the U.S. Food and Drug Administration and have been issued an Emergency Use Authorization (Janssen COVID-19 Vaccine, Moderna COVID-19 Vaccine and Pfizer-BioNTech COVID-19 Vaccine). These data summarize the number of people who have received either their first dose or have completed the series for a COVID-19 vaccine. **A person can only be counted in one category, first dose or series complete.** For persons receiving Moderna or Pfizer vaccines, once they receive their second dose, they are moved from the first dose column to the series completed column. **Because of this, the total first dose category may show a change from report to report not matching the total receiving their first dose from the previous day.** Persons receiving Johnson & Johnson vaccines will always be counted in the series completed column.

COVID-19 doses for vaccinated persons in Florida

Doses administered 70,728

People receiving one dose of a 1-dose series (Johnson & Johnson) or receiving only one dose of a 2-dose series (Moderna, Pfizer) count once. Persons receiving both doses of a 2-dose series count twice.

Current status of persons vaccinated for COVID-19 in Florida

Total people vaccinated 45,065

First dose 19,402

Series completed 25,663

Completed 1-dose series 0

Completed 2-dose series 25,663

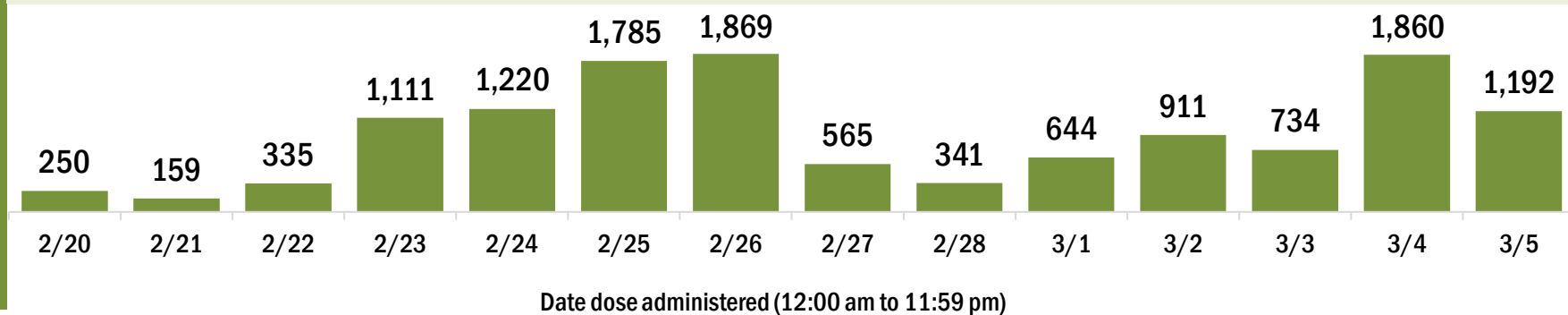
First dose: current number of people who have only received their first dose of the Moderna or Pfizer vaccine.

Series complete: current number of people who have received both Moderna or Pfizer vaccine doses or one Johnson & Johnson dose and are considered fully immunized.

Demographic summary

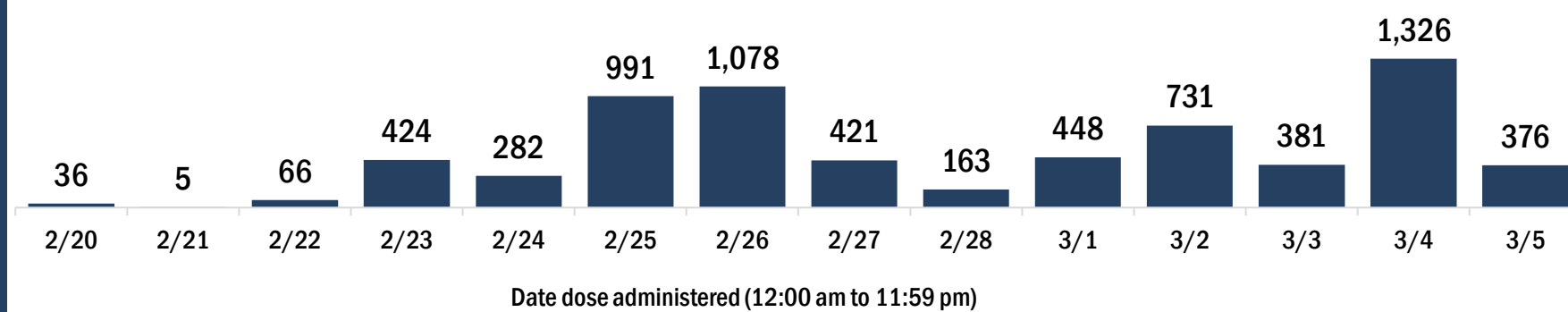
	First dose	Series complete	Total people vaccinated
Age group	19,402	25,663	45,065
16-24 years	313	320	633
25-34 years	934	1,150	2,084
35-44 years	1,051	1,348	2,399
45-54 years	1,636	1,549	3,185
55-64 years	2,975	2,200	5,175
65-74 years	7,140	10,672	17,812
75-84 years	3,948	6,060	10,008
85+ years	1,405	2,364	3,769
Race	19,402	25,663	45,065
White	10,439	15,397	25,836
Black	2,685	2,626	5,311
American Indian/Alaskan	130	122	252
Other	1,539	3,211	4,750
Unknown	4,609	4,307	8,916
Other race includes Asian, native Hawaiian/Pacific Islander, or other.			
Ethnicity	19,402	25,663	45,065
Hispanic	382	258	640
Non-Hispanic	10,123	14,186	24,309
Unknown	8,897	11,219	20,116
Gender	19,402	25,663	45,065
Female	11,610	15,306	26,916
Male	7,754	10,357	18,111
Unknown	38	0	38

COVID-19 doses administered for the past 2 weeks

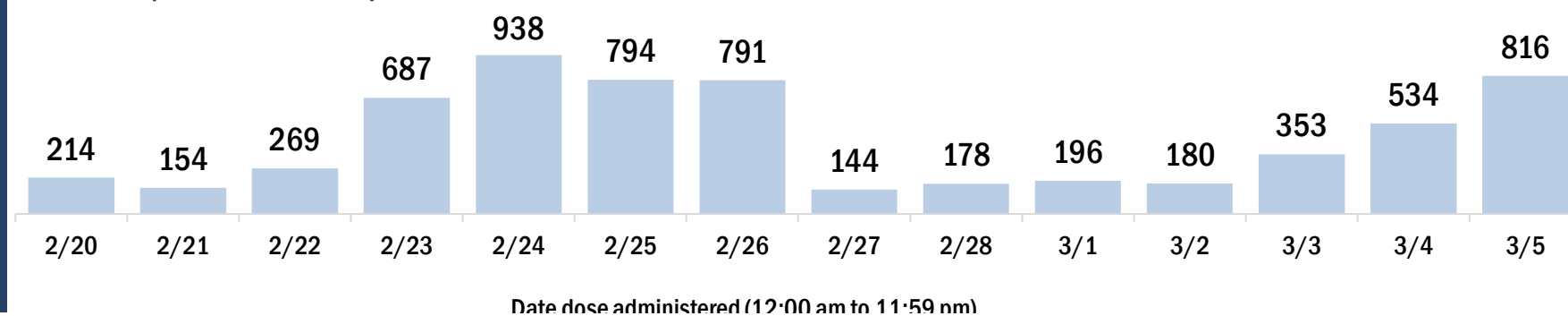


Persons vaccinated for COVID-19 for the past 2 weeks

Number of persons who received their first dose of a two-dose series of the COVID-19 vaccine



Number of persons who completed the COVID-19 vaccine series



COVID-19: Flagler County vaccine summary

Vaccination data through Mar 5, 2021 as of Mar 6, 2021 at 12:05 AM

Data in this report are provisional and subject to change.

Data in this summary pertain to COVID-19 vaccines approved by the U.S. Food and Drug Administration and have been issued an Emergency Use Authorization (Janssen COVID-19 Vaccine, Moderna COVID-19 Vaccine and Pfizer-BioNTech COVID-19 Vaccine). These data summarize the number of people who have received either their first dose or have completed the series for a COVID-19 vaccine. **A person can only be counted in one category, first dose or series complete.** For persons receiving Moderna or Pfizer vaccines, once they receive their second dose, they are moved from the first dose column to the series completed column. **Because of this, the total first dose category may show a change from report to report not matching the total receiving their first dose from the previous day.** Persons receiving Johnson & Johnson vaccines will always be counted in the series completed column.

COVID-19 doses for vaccinated persons in Florida

Doses administered 38,672

People receiving one dose of a 1-dose series (Johnson & Johnson) or receiving only one dose of a 2-dose series (Moderna, Pfizer) count once. Persons receiving both doses of a 2-dose series count twice.

Current status of persons vaccinated for COVID-19 in Florida

Total people vaccinated 26,488

First dose 14,302

Series completed 12,186

Completed 1-dose series 2

Completed 2-dose series 12,184

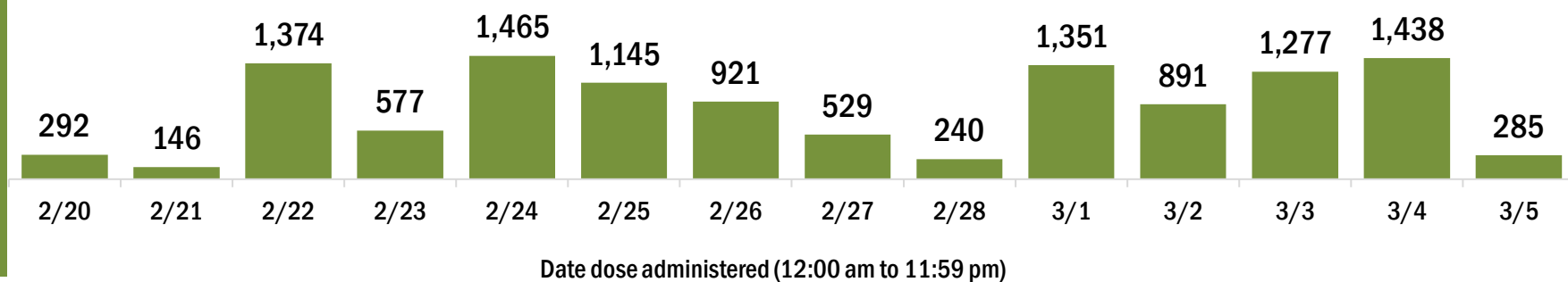
First dose: current number of people who have only received their first dose of the Moderna or Pfizer vaccine.

Series complete: current number of people who have received both Moderna or Pfizer vaccine doses or one Johnson & Johnson dose and are considered fully immunized.

Demographic summary

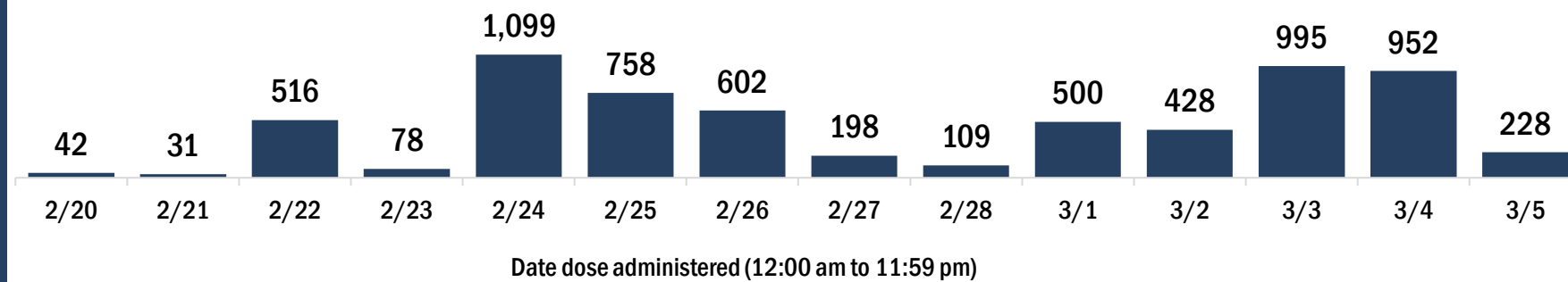
	First dose	Series complete	Total people vaccinated
Age group	14,302	12,186	26,488
16-24 years	77	85	162
25-34 years	159	253	412
35-44 years	245	451	696
45-54 years	439	576	1,015
55-64 years	1,138	918	2,056
65-74 years	6,705	5,955	12,660
75-84 years	4,281	3,155	7,436
85+ years	1,258	793	2,051
Race	14,302	12,186	26,488
White	9,866	7,355	17,221
Black	1,030	440	1,470
American Indian/Alaskan	108	52	160
Other	941	1,704	2,645
Unknown	2,357	2,635	4,992
Other race includes Asian, native Hawaiian/Pacific Islander, or other.			
Ethnicity	14,302	12,186	26,488
Hispanic	782	226	1,008
Non-Hispanic	8,703	5,403	14,106
Unknown	4,817	6,557	11,374
Gender	14,302	12,186	26,488
Female	7,787	6,912	14,699
Male	6,369	5,220	11,589
Unknown	146	54	200

COVID-19 doses administered for the past 2 weeks

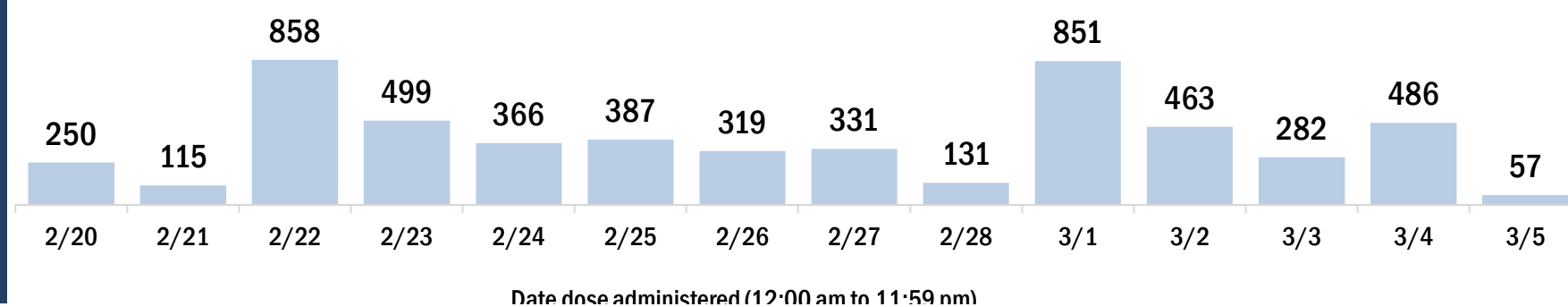


Persons vaccinated for COVID-19 for the past 2 weeks

Number of persons who received their first dose of a two-dose series of the COVID-19 vaccine



Number of persons who completed the COVID-19 vaccine series



COVID-19: Franklin County vaccine summary

Vaccination data through Mar 5, 2021 as of Mar 6, 2021 at 12:05 AM

Data in this report are provisional and subject to change.

Data in this summary pertain to COVID-19 vaccines approved by the U.S. Food and Drug Administration and have been issued an Emergency Use Authorization (Janssen COVID-19 Vaccine, Moderna COVID-19 Vaccine and Pfizer-BioNTech COVID-19 Vaccine). These data summarize the number of people who have received either their first dose or have completed the series for a COVID-19 vaccine. **A person can only be counted in one category, first dose or series complete.** For persons receiving Moderna or Pfizer vaccines, once they receive their second dose, they are moved from the first dose column to the series completed column. **Because of this, the total first dose category may show a change from report to report not matching the total receiving their first dose from the previous day.** Persons receiving Johnson & Johnson vaccines will always be counted in the series completed column.

COVID-19 doses for vaccinated persons in Florida

Doses administered 4,264

People receiving one dose of a 1-dose series (Johnson & Johnson) or receiving only one dose of a 2-dose series (Moderna, Pfizer) count once. Persons receiving both doses of a 2-dose series count twice.

Current status of persons vaccinated for COVID-19 in Florida

Total people vaccinated 2,434

First dose 604

Series completed 1,830

Completed 1-dose series 0

Completed 2-dose series 1,830

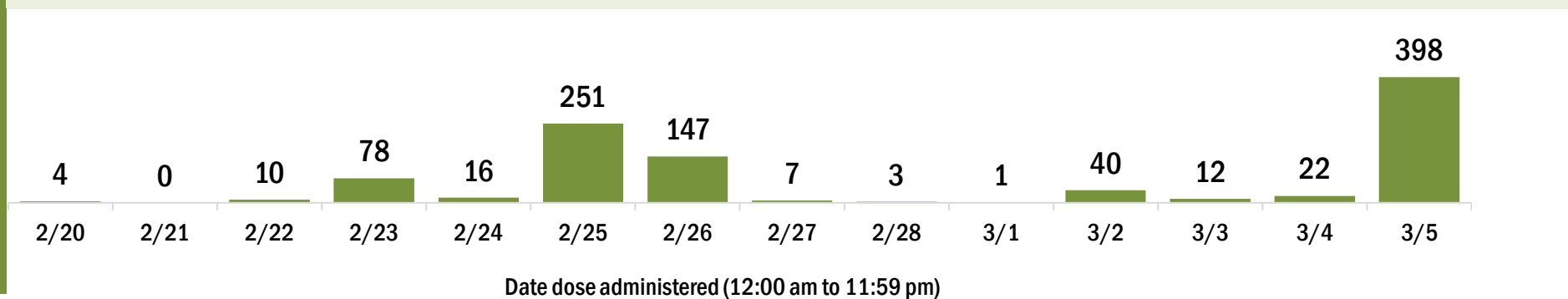
First dose: current number of people who have only received their first dose of the Moderna or Pfizer vaccine.

Series complete: current number of people who have received both Moderna or Pfizer vaccine doses or one Johnson & Johnson dose and are considered fully immunized.

Demographic summary

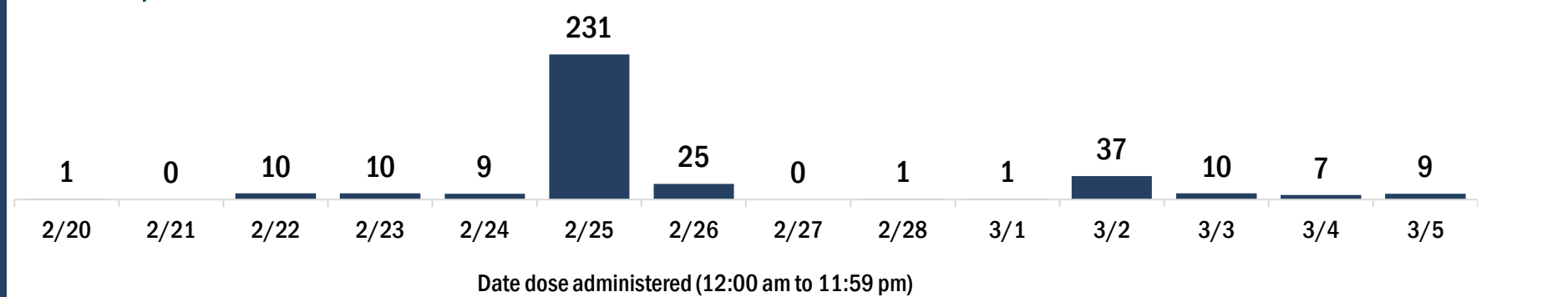
	First dose	Series complete	Total people vaccinated
Age group	604	1,830	2,434
16-24 years	3	9	12
25-34 years	18	17	35
35-44 years	17	29	46
45-54 years	39	64	103
55-64 years	116	176	292
65-74 years	273	963	1,236
75-84 years	110	481	591
85+ years	28	91	119
Race	604	1,830	2,434
White	522	1,649	2,171
Black	31	72	103
American Indian/Alaskan	0	6	6
Other	23	81	104
Unknown	28	22	50
Other race includes Asian, native Hawaiian/Pacific Islander, or other.			
Ethnicity	604	1,830	2,434
Hispanic	7	12	19
Non-Hispanic	439	1,429	1,868
Unknown	158	389	547
Gender	604	1,830	2,434
Female	322	953	1,275
Male	282	877	1,159
Unknown	0	0	0

COVID-19 doses administered for the past 2 weeks

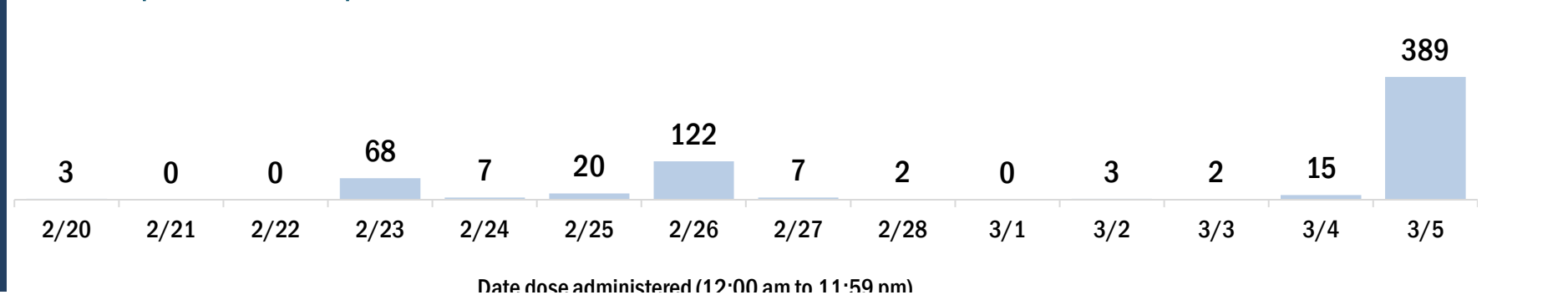


Persons vaccinated for COVID-19 for the past 2 weeks

Number of persons who received their first dose of a two-dose series of the COVID-19 vaccine



Number of persons who completed the COVID-19 vaccine series



COVID-19: Gadsden County vaccine summary

Vaccination data through Mar 5, 2021 as of Mar 6, 2021 at 12:05 AM

Data in this report are provisional and subject to change.

Data in this summary pertain to COVID-19 vaccines approved by the U.S. Food and Drug Administration and have been issued an Emergency Use Authorization (Janssen COVID-19 Vaccine, Moderna COVID-19 Vaccine and Pfizer-BioNTech COVID-19 Vaccine). These data summarize the number of people who have received either their first dose or have completed the series for a COVID-19 vaccine. **A person can only be counted in one category, first dose or series complete.** For persons receiving Moderna or Pfizer vaccines, once they receive their second dose, they are moved from the first dose column to the series completed column. **Because of this, the total first dose category may show a change from report to report not matching the total receiving their first dose from the previous day.** Persons receiving Johnson & Johnson vaccines will always be counted in the series completed column.

COVID-19 doses for vaccinated persons in Florida

Doses administered **13,422**

People receiving one dose of a 1-dose series (Johnson & Johnson) or receiving only one dose of a 2-dose series (Moderna, Pfizer) count once. Persons receiving both doses of a 2-dose series count twice.

Current status of persons vaccinated for COVID-19 in Florida

Total people vaccinated **8,074**

First dose **2,726**

Series completed **5,348**

Completed 1-dose series **0**

Completed 2-dose series **5,348**

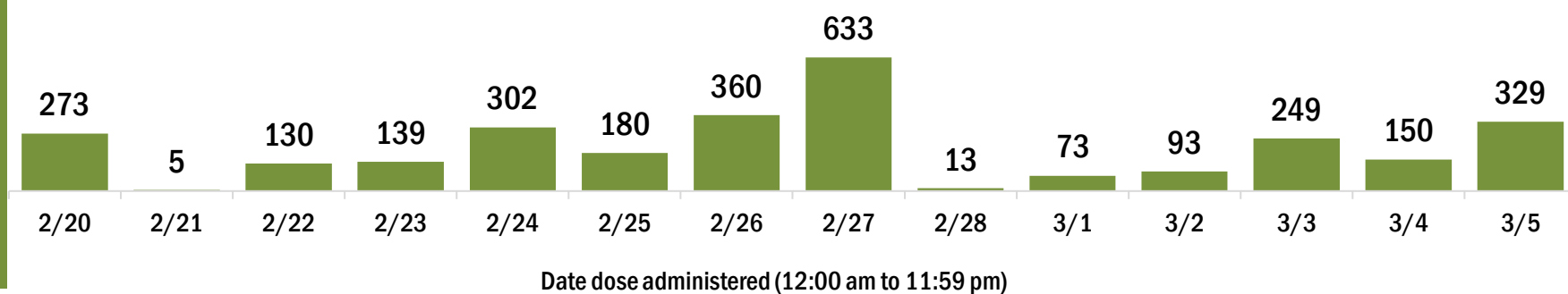
First dose: current number of people who have only received their first dose of the Moderna or Pfizer vaccine.

Series complete: current number of people who have received both Moderna or Pfizer vaccine doses or one Johnson & Johnson dose and are considered fully immunized.

Demographic summary

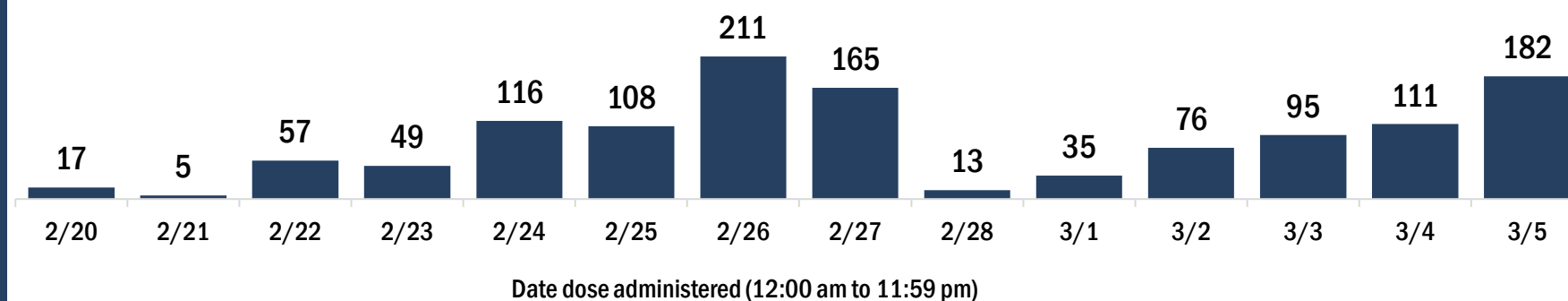
	First dose	Series complete	Total people vaccinated
Age group	2,726	5,348	8,074
16-24 years	28	41	69
25-34 years	77	105	182
35-44 years	156	194	350
45-54 years	320	307	627
55-64 years	670	497	1,167
65-74 years	924	2,496	3,420
75-84 years	423	1,272	1,695
85+ years	128	436	564
Race	2,726	5,348	8,074
White	896	2,149	3,045
Black	1,159	1,978	3,137
American Indian/Alaskan	4	12	16
Other	346	830	1,176
Unknown	321	379	700
Other race includes Asian, native Hawaiian/Pacific Islander, or other.			
Ethnicity	2,726	5,348	8,074
Hispanic	79	111	190
Non-Hispanic	1,721	3,331	5,052
Unknown	926	1,906	2,832
Gender	2,726	5,348	8,074
Female	1,624	3,206	4,830
Male	1,102	2,142	3,244
Unknown	0	0	0

COVID-19 doses administered for the past 2 weeks

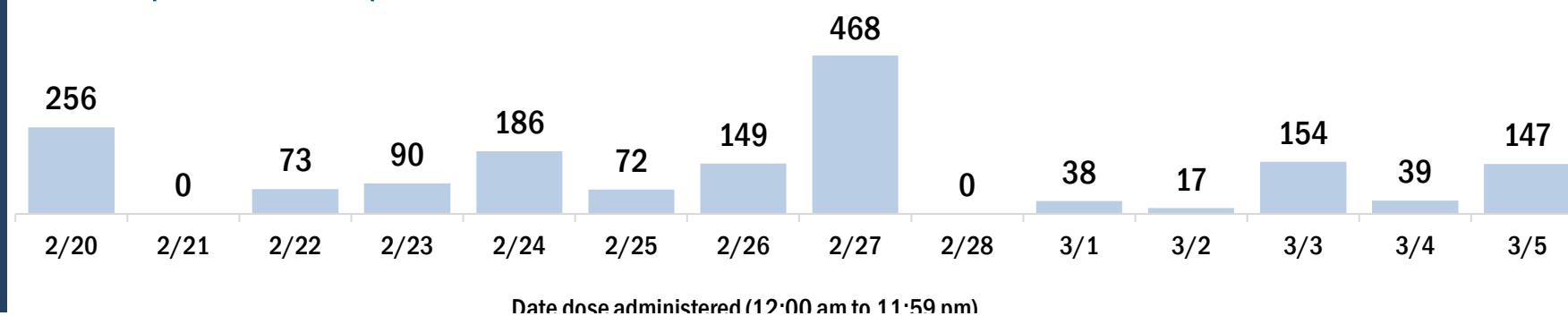


Persons vaccinated for COVID-19 for the past 2 weeks

Number of persons who received their first dose of a two-dose series of the COVID-19 vaccine



Number of persons who completed the COVID-19 vaccine series



COVID-19: Gilchrist County vaccine summary

Vaccination data through Mar 5, 2021 as of Mar 6, 2021 at 12:05 AM

Data in this report are provisional and subject to change.

Data in this summary pertain to COVID-19 vaccines approved by the U.S. Food and Drug Administration and have been issued an Emergency Use Authorization (Janssen COVID-19 Vaccine, Moderna COVID-19 Vaccine and Pfizer-BioNTech COVID-19 Vaccine). These data summarize the number of people who have received either their first dose or have completed the series for a COVID-19 vaccine. **A person can only be counted in one category, first dose or series complete.** For persons receiving Moderna or Pfizer vaccines, once they receive their second dose, they are moved from the first dose column to the series completed column. **Because of this, the total first dose category may show a change from report to report not matching the total receiving their first dose from the previous day.** Persons receiving Johnson & Johnson vaccines will always be counted in the series completed column.

COVID-19 doses for vaccinated persons in Florida

Doses administered 3,226

People receiving one dose of a 1-dose series (Johnson & Johnson) or receiving only one dose of a 2-dose series (Moderna, Pfizer) count once. Persons receiving both doses of a 2-dose series count twice.

Current status of persons vaccinated for COVID-19 in Florida

Total people vaccinated 1,863

First dose 500

Series completed 1,363

Completed 1-dose series 0

Completed 2-dose series 1,363

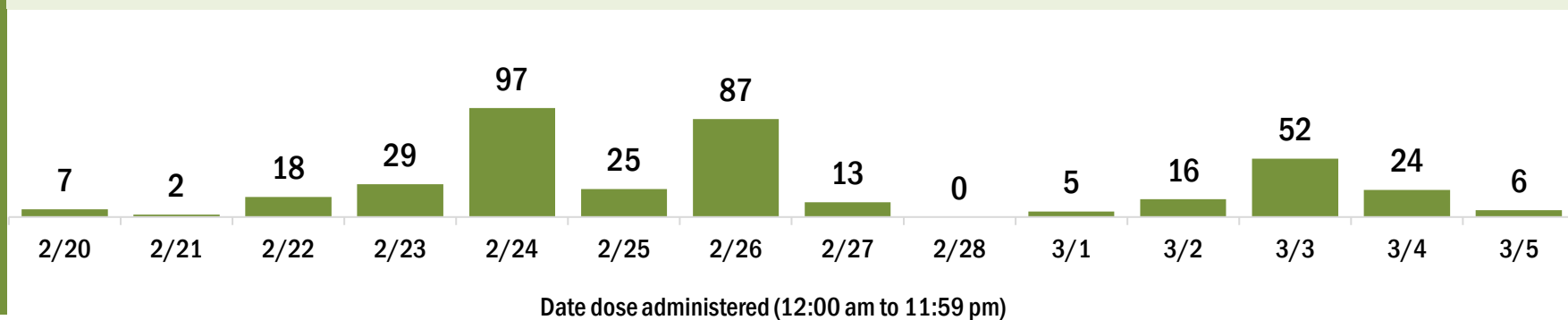
First dose: current number of people who have only received their first dose of the Moderna or Pfizer vaccine.

Series complete: current number of people who have received both Moderna or Pfizer vaccine doses or one Johnson & Johnson dose and are considered fully immunized.

Demographic summary

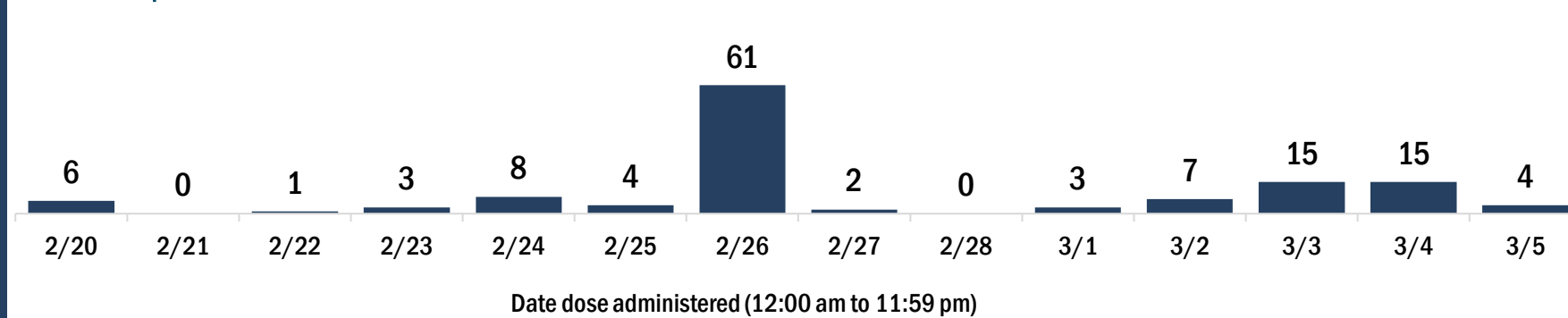
	First dose	Series complete	Total people vaccinated
Age group	500	1,363	1,863
16-24 years	7	28	35
25-34 years	7	42	49
35-44 years	13	54	67
45-54 years	21	80	101
55-64 years	61	97	158
65-74 years	232	530	762
75-84 years	121	393	514
85+ years	38	139	177
Race	500	1,363	1,863
White	338	867	1,205
Black	5	13	18
American Indian/Alaskan	1	3	4
Other	62	139	201
Unknown	94	341	435
Other race includes Asian, native Hawaiian/Pacific Islander, or other.			
Ethnicity	500	1,363	1,863
Hispanic	1	12	13
Non-Hispanic	146	449	595
Unknown	353	902	1,255
Gender	500	1,363	1,863
Female	310	815	1,125
Male	190	548	738
Unknown	0	0	0

COVID-19 doses administered for the past 2 weeks

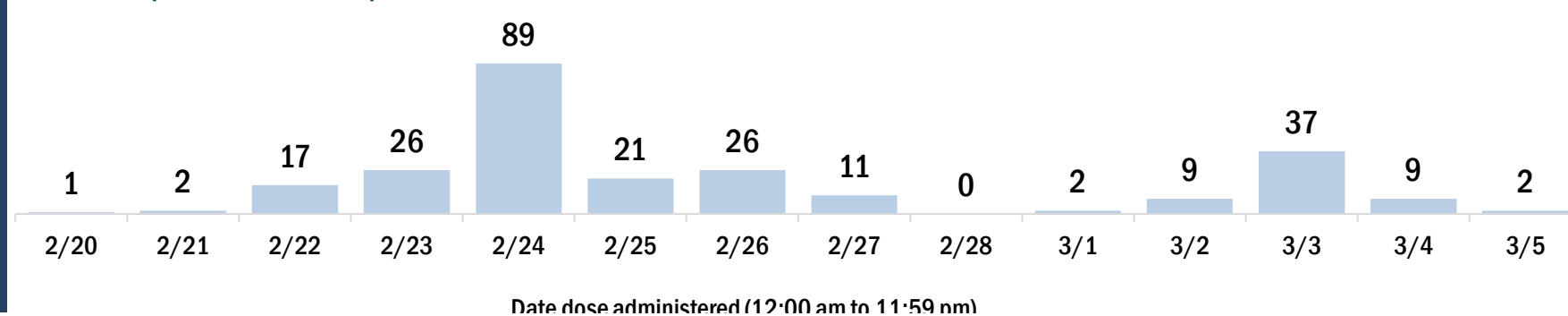


Persons vaccinated for COVID-19 for the past 2 weeks

Number of persons who received their first dose of a two-dose series of the COVID-19 vaccine



Number of persons who completed the COVID-19 vaccine series



COVID-19: Glades County vaccine summary

Vaccination data through Mar 5, 2021 as of Mar 6, 2021 at 12:05 AM

Data in this report are provisional and subject to change.

Data in this summary pertain to COVID-19 vaccines approved by the U.S. Food and Drug Administration and have been issued an Emergency Use Authorization (Janssen COVID-19 Vaccine, Moderna COVID-19 Vaccine and Pfizer-BioNTech COVID-19 Vaccine). These data summarize the number of people who have received either their first dose or have completed the series for a COVID-19 vaccine. **A person can only be counted in one category, first dose or series complete.** For persons receiving Moderna or Pfizer vaccines, once they receive their second dose, they are moved from the first dose column to the series completed column. **Because of this, the total first dose category may show a change from report to report not matching the total receiving their first dose from the previous day.** Persons receiving Johnson & Johnson vaccines will always be counted in the series completed column.

COVID-19 doses for vaccinated persons in Florida

Doses administered 1,963

People receiving one dose of a 1-dose series (Johnson & Johnson) or receiving only one dose of a 2-dose series (Moderna, Pfizer) count once. Persons receiving both doses of a 2-dose series count twice.

Current status of persons vaccinated for COVID-19 in Florida

Total people vaccinated 1,220

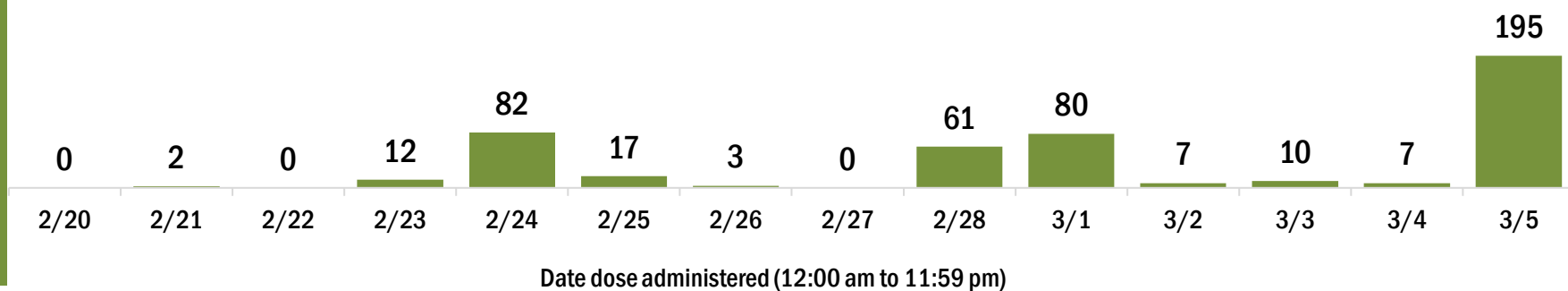
First dose 477
 Series completed 743
 Completed 1-dose series 0
 Completed 2-dose series 743

First dose: current number of people who have only received their first dose of the Moderna or Pfizer vaccine.

Series complete: current number of people who have received both Moderna or Pfizer vaccine doses or one Johnson & Johnson dose and are considered fully immunized.

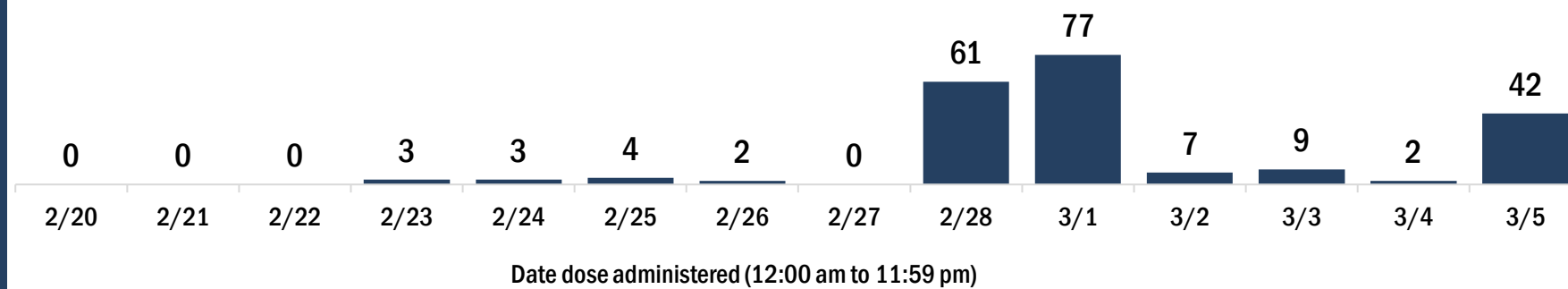
Demographic summary	First dose	Series complete	Total people vaccinated
Age group	477	743	1,220
16-24 years	3	0	3
25-34 years	6	3	9
35-44 years	2	4	6
45-54 years	20	14	34
55-64 years	70	33	103
65-74 years	222	340	562
75-84 years	136	286	422
85+ years	18	63	81
Race	477	743	1,220
White	355	570	925
Black	14	31	45
American Indian/Alaskan	2	4	6
Other	24	38	62
Unknown	82	100	182
Other race includes Asian, native Hawaiian/Pacific Islander, or other.			
Ethnicity	477	743	1,220
Hispanic	10	17	27
Non-Hispanic	191	292	483
Unknown	276	434	710
Gender	477	743	1,220
Female	248	375	623
Male	229	368	597
Unknown	0	0	0

COVID-19 doses administered for the past 2 weeks

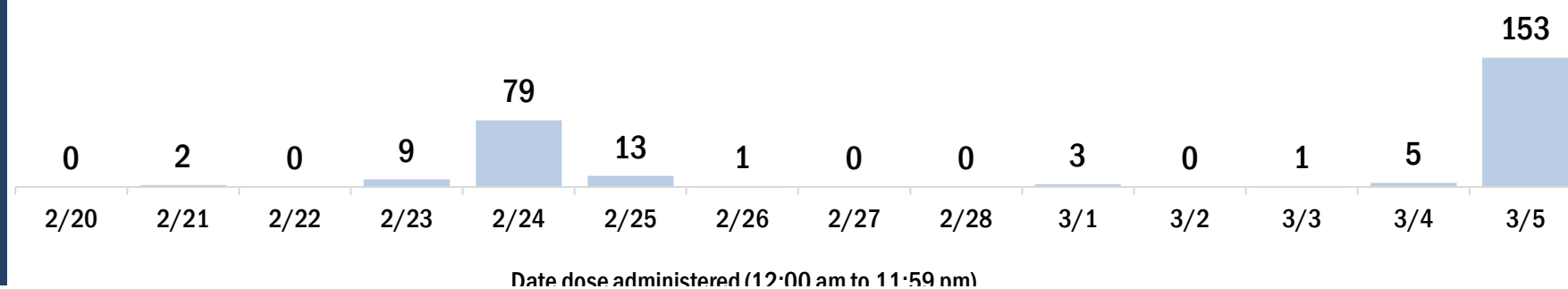


Persons vaccinated for COVID-19 for the past 2 weeks

Number of persons who received their first dose of a two-dose series of the COVID-19 vaccine



Number of persons who completed the COVID-19 vaccine series



COVID-19: Gulf County vaccine summary

Vaccination data through Mar 5, 2021 as of Mar 6, 2021 at 12:05 AM

Data in this report are provisional and subject to change.

Data in this summary pertain to COVID-19 vaccines approved by the U.S. Food and Drug Administration and have been issued an Emergency Use Authorization (Janssen COVID-19 Vaccine, Moderna COVID-19 Vaccine and Pfizer-BioNTech COVID-19 Vaccine). These data summarize the number of people who have received either their first dose or have completed the series for a COVID-19 vaccine. **A person can only be counted in one category, first dose or series complete.** For persons receiving Moderna or Pfizer vaccines, once they receive their second dose, they are moved from the first dose column to the series completed column. **Because of this, the total first dose category may show a change from report to report not matching the total receiving their first dose from the previous day.** Persons receiving Johnson & Johnson vaccines will always be counted in the series completed column.

COVID-19 doses for vaccinated persons in Florida

Doses administered 4,576

People receiving one dose of a 1-dose series (Johnson & Johnson) or receiving only one dose of a 2-dose series (Moderna, Pfizer) count once. Persons receiving both doses of a 2-dose series count twice.

Current status of persons vaccinated for COVID-19 in Florida

Total people vaccinated 2,627

First dose 678

Series completed 1,949

Completed 1-dose series 0

Completed 2-dose series 1,949

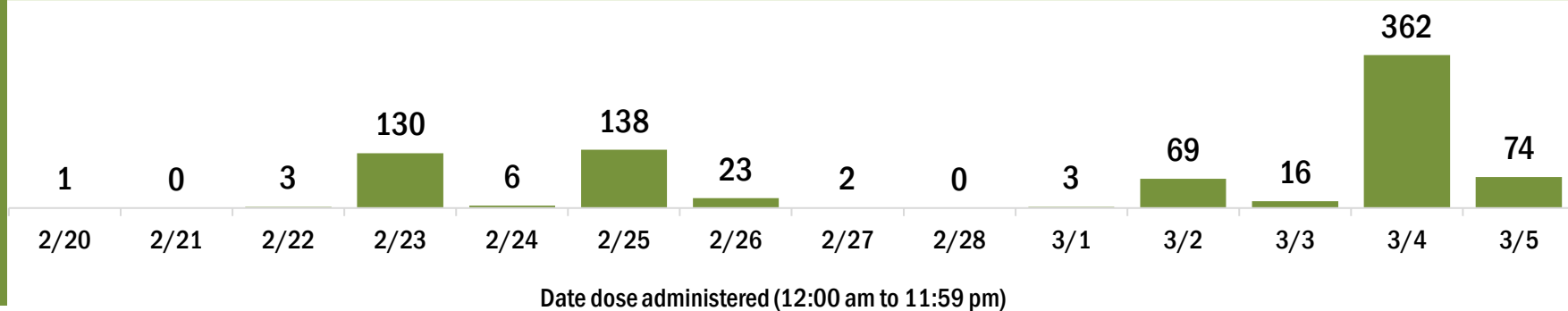
First dose: current number of people who have only received their first dose of the Moderna or Pfizer vaccine.

Series complete: current number of people who have received both Moderna or Pfizer vaccine doses or one Johnson & Johnson dose and are considered fully immunized.

Demographic summary

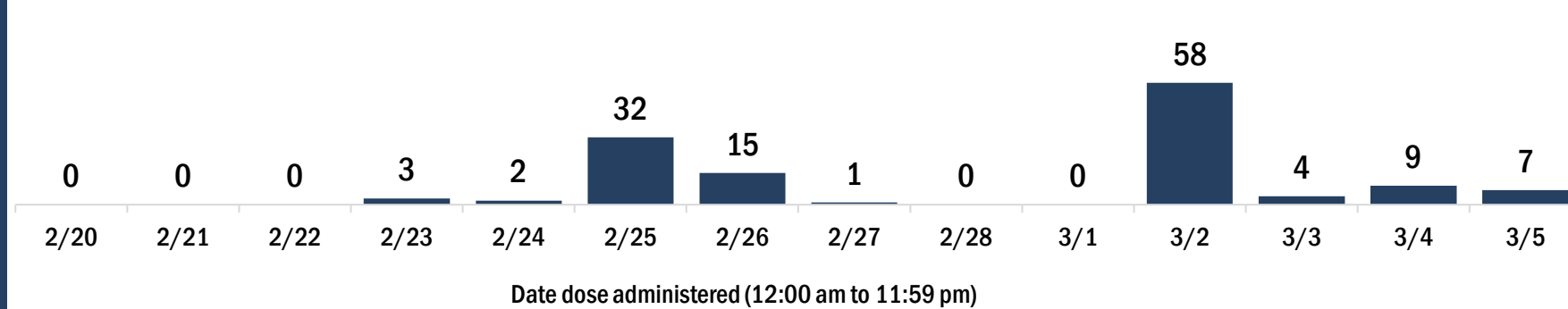
	First dose	Series complete	Total people vaccinated
Age group	678	1,949	2,627
16-24 years	9	8	17
25-34 years	22	23	45
35-44 years	31	36	67
45-54 years	44	71	115
55-64 years	104	118	222
65-74 years	289	1,060	1,349
75-84 years	152	489	641
85+ years	27	144	171
Race	678	1,949	2,627
White	554	1,775	2,329
Black	43	91	134
American Indian/Alaskan	3	5	8
Other	44	37	81
Unknown	34	41	75
Other race includes Asian, native Hawaiian/Pacific Islander, or other.			
Ethnicity	678	1,949	2,627
Hispanic	2	10	12
Non-Hispanic	374	1,511	1,885
Unknown	302	428	730
Gender	678	1,949	2,627
Female	371	1,020	1,391
Male	307	929	1,236
Unknown	0	0	0

COVID-19 doses administered for the past 2 weeks

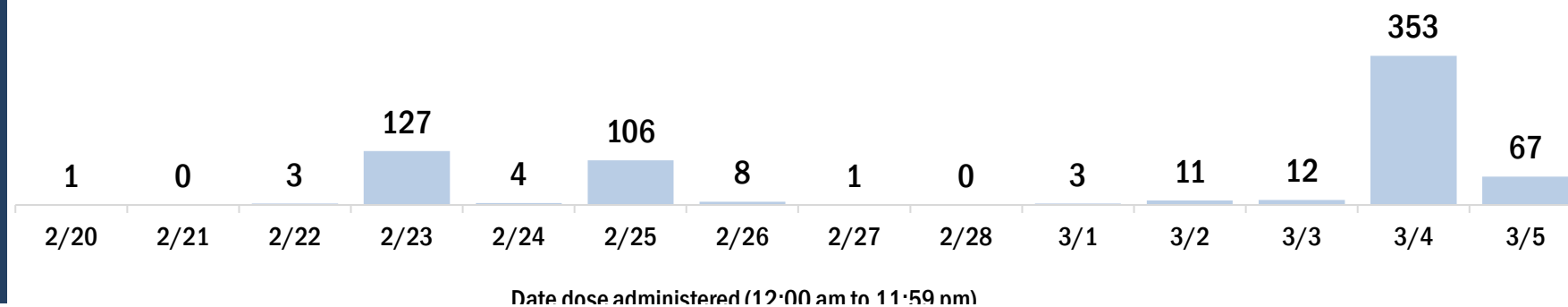


Persons vaccinated for COVID-19 for the past 2 weeks

Number of persons who received their first dose of a two-dose series of the COVID-19 vaccine



Number of persons who completed the COVID-19 vaccine series



COVID-19: Hamilton County vaccine summary

Vaccination data through Mar 5, 2021 as of Mar 6, 2021 at 12:05 AM

Data in this report are provisional and subject to change.

Data in this summary pertain to COVID-19 vaccines approved by the U.S. Food and Drug Administration and have been issued an Emergency Use Authorization (Janssen COVID-19 Vaccine, Moderna COVID-19 Vaccine and Pfizer-BioNTech COVID-19 Vaccine). These data summarize the number of people who have received either their first dose or have completed the series for a COVID-19 vaccine. **A person can only be counted in one category, first dose or series complete.** For persons receiving Moderna or Pfizer vaccines, once they receive their second dose, they are moved from the first dose column to the series completed column. **Because of this, the total first dose category may show a change from report to report not matching the total receiving their first dose from the previous day.** Persons receiving Johnson & Johnson vaccines will always be counted in the series completed column.

COVID-19 doses for vaccinated persons in Florida

Doses administered 2,708

People receiving one dose of a 1-dose series (Johnson & Johnson) or receiving only one dose of a 2-dose series (Moderna, Pfizer) count once. Persons receiving both doses of a 2-dose series count twice.

Current status of persons vaccinated for COVID-19 in Florida

Total people vaccinated 1,554

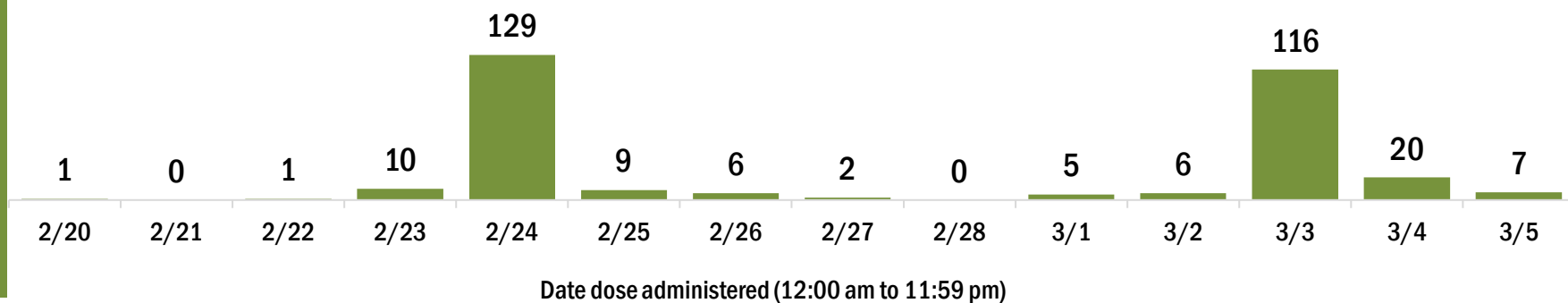
First dose 400
 Series completed 1,154
 Completed 1-dose series 0
 Completed 2-dose series 1,154

First dose: current number of people who have only received their first dose of the Moderna or Pfizer vaccine.

Series complete: current number of people who have received both Moderna or Pfizer vaccine doses or one Johnson & Johnson dose and are considered fully immunized.

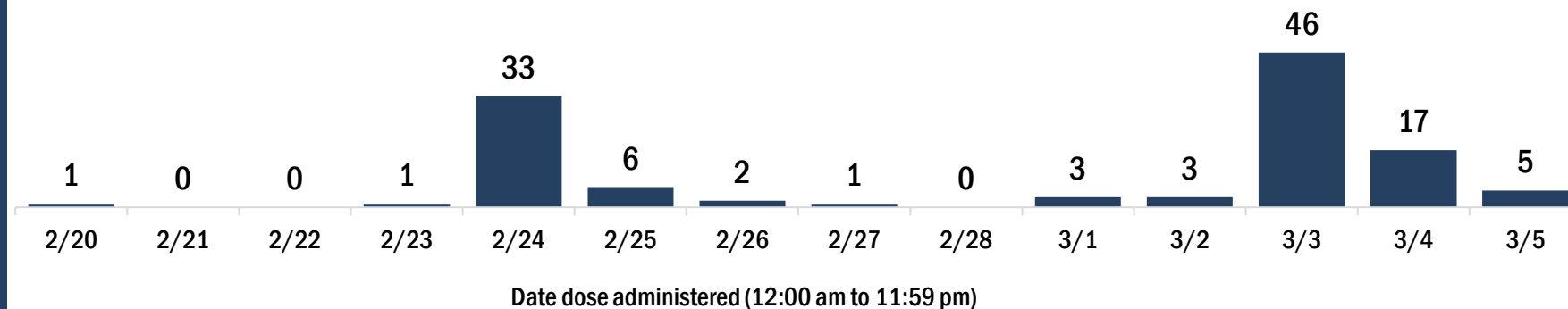
Demographic summary	First dose	Series complete	Total people vaccinated
Age group	400	1,154	1,554
16-24 years	3	6	9
25-34 years	5	13	18
35-44 years	15	21	36
45-54 years	34	26	60
55-64 years	58	41	99
65-74 years	168	624	792
75-84 years	81	345	426
85+ years	36	78	114
Race	400	1,154	1,554
White	184	693	877
Black	77	192	269
American Indian/Alaskan	0	0	0
Other	83	99	182
Unknown	56	170	226
Other race includes Asian, native Hawaiian/Pacific Islander, or other.			
Ethnicity	400	1,154	1,554
Hispanic	6	7	13
Non-Hispanic	219	514	733
Unknown	175	633	808
Gender	400	1,154	1,554
Female	241	625	866
Male	159	529	688
Unknown	0	0	0

COVID-19 doses administered for the past 2 weeks

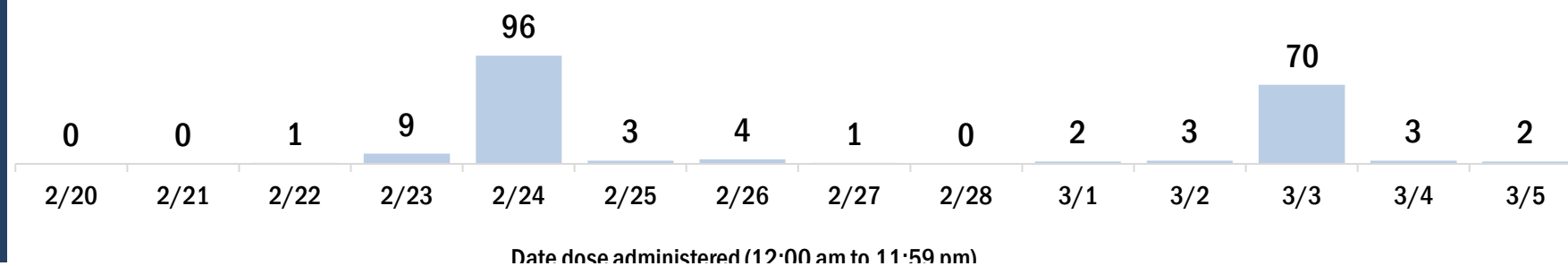


Persons vaccinated for COVID-19 for the past 2 weeks

Number of persons who received their first dose of a two-dose series of the COVID-19 vaccine



Number of persons who completed the COVID-19 vaccine series



COVID-19: Hardee County vaccine summary

Vaccination data through Mar 5, 2021 as of Mar 6, 2021 at 12:05 AM

Data in this report are provisional and subject to change.

Data in this summary pertain to COVID-19 vaccines approved by the U.S. Food and Drug Administration and have been issued an Emergency Use Authorization (Janssen COVID-19 Vaccine, Moderna COVID-19 Vaccine and Pfizer-BioNTech COVID-19 Vaccine). These data summarize the number of people who have received either their first dose or have completed the series for a COVID-19 vaccine. **A person can only be counted in one category, first dose or series complete.** For persons receiving Moderna or Pfizer vaccines, once they receive their second dose, they are moved from the first dose column to the series completed column. **Because of this, the total first dose category may show a change from report to report not matching the total receiving their first dose from the previous day.** Persons receiving Johnson & Johnson vaccines will always be counted in the series completed column.

COVID-19 doses for vaccinated persons in Florida

Doses administered 3,753

People receiving one dose of a 1-dose series (Johnson & Johnson) or receiving only one dose of a 2-dose series (Moderna, Pfizer) count once. Persons receiving both doses of a 2-dose series count twice.

Current status of persons vaccinated for COVID-19 in Florida

Total people vaccinated 2,408

First dose 1,063

Series completed 1,345

Completed 1-dose series 0

Completed 2-dose series 1,345

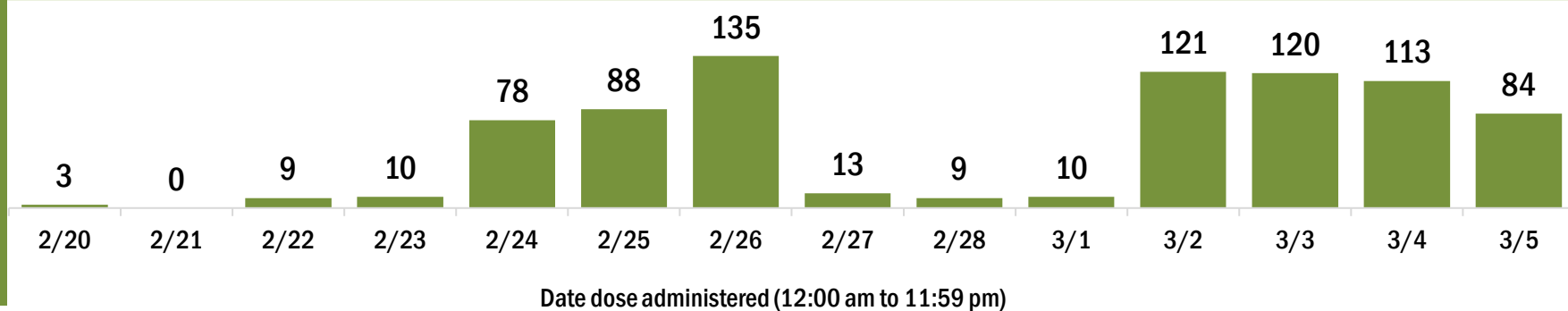
First dose: current number of people who have only received their first dose of the Moderna or Pfizer vaccine.

Series complete: current number of people who have received both Moderna or Pfizer vaccine doses or one Johnson & Johnson dose and are considered fully immunized.

Demographic summary

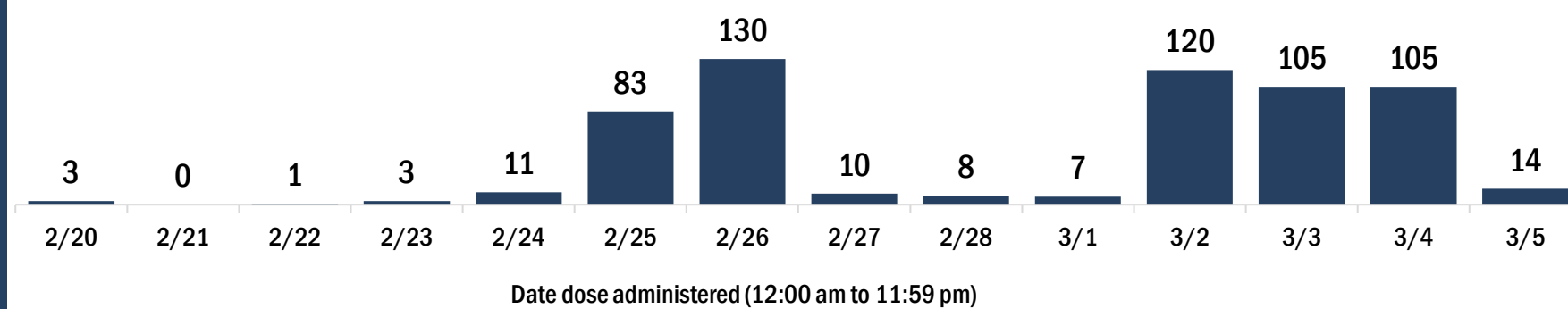
	First dose	Series complete	Total people vaccinated
Age group	1,063	1,345	2,408
16-24 years	8	12	20
25-34 years	15	40	55
35-44 years	17	44	61
45-54 years	21	57	78
55-64 years	61	84	145
65-74 years	514	565	1,079
75-84 years	336	415	751
85+ years	91	128	219
Race	1,063	1,345	2,408
White	810	935	1,745
Black	19	28	47
American Indian/Alaskan	2	8	10
Other	147	297	444
Unknown	85	77	162
Other race includes Asian, native Hawaiian/Pacific Islander, or other.			
Ethnicity	1,063	1,345	2,408
Hispanic	45	104	149
Non-Hispanic	498	640	1,138
Unknown	520	601	1,121
Gender	1,063	1,345	2,408
Female	585	748	1,333
Male	477	597	1,074
Unknown	1	0	1

COVID-19 doses administered for the past 2 weeks

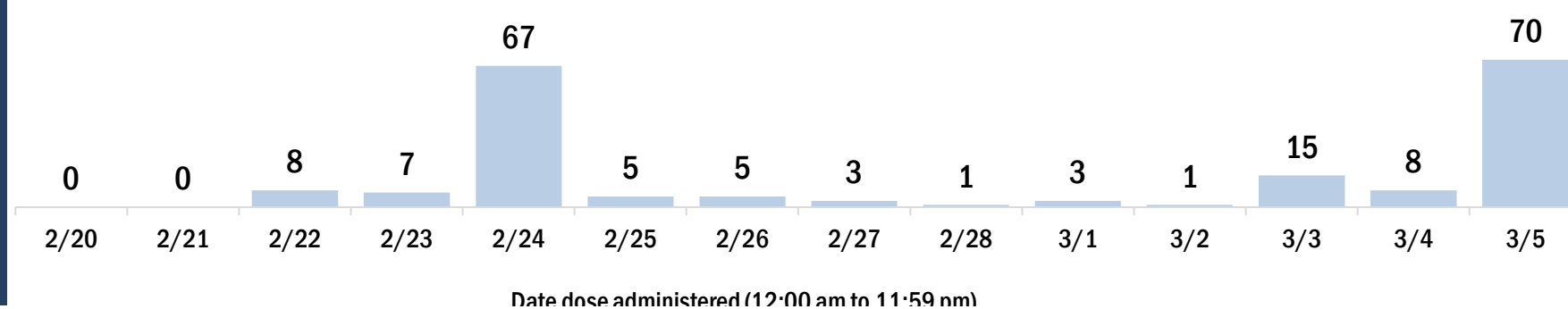


Persons vaccinated for COVID-19 for the past 2 weeks

Number of persons who received their first dose of a two-dose series of the COVID-19 vaccine



Number of persons who completed the COVID-19 vaccine series



COVID-19: Hendry County vaccine summary

Vaccination data through Mar 5, 2021 as of Mar 6, 2021 at 12:05 AM

Data in this report are provisional and subject to change.

Data in this summary pertain to COVID-19 vaccines approved by the U.S. Food and Drug Administration and have been issued an Emergency Use Authorization (Janssen COVID-19 Vaccine, Moderna COVID-19 Vaccine and Pfizer-BioNTech COVID-19 Vaccine). These data summarize the number of people who have received either their first dose or have completed the series for a COVID-19 vaccine. **A person can only be counted in one category, first dose or series complete.** For persons receiving Moderna or Pfizer vaccines, once they receive their second dose, they are moved from the first dose column to the series completed column. **Because of this, the total first dose category may show a change from report to report not matching the total receiving their first dose from the previous day.** Persons receiving Johnson & Johnson vaccines will always be counted in the series completed column.

COVID-19 doses for vaccinated persons in Florida

Doses administered 5,726

People receiving one dose of a 1-dose series (Johnson & Johnson) or receiving only one dose of a 2-dose series (Moderna, Pfizer) count once. Persons receiving both doses of a 2-dose series count twice.

Current status of persons vaccinated for COVID-19 in Florida

Total people vaccinated 3,553

First dose 1,379

Series completed 2,174

Completed 1-dose series 1

Completed 2-dose series 2,173

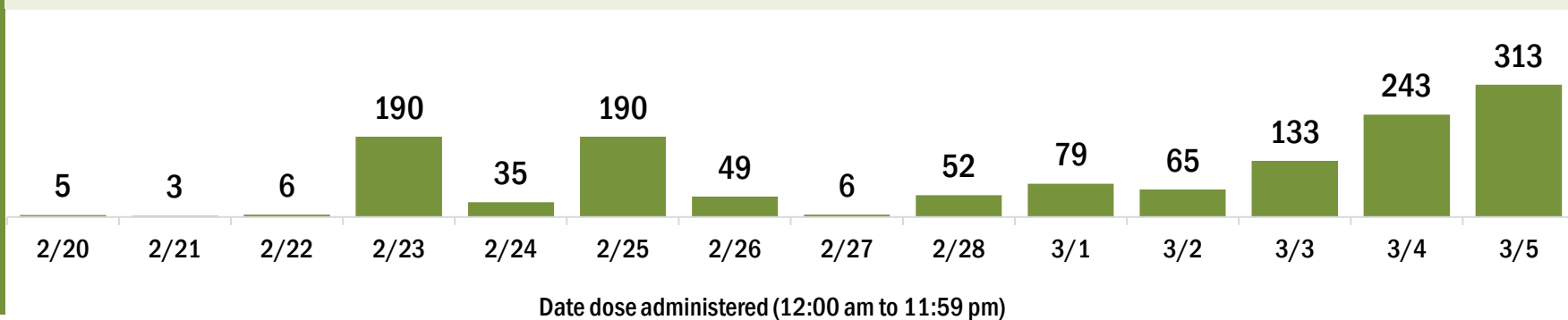
First dose: current number of people who have only received their first dose of the Moderna or Pfizer vaccine.

Series complete: current number of people who have received both Moderna or Pfizer vaccine doses or one Johnson & Johnson dose and are considered fully immunized.

Demographic summary

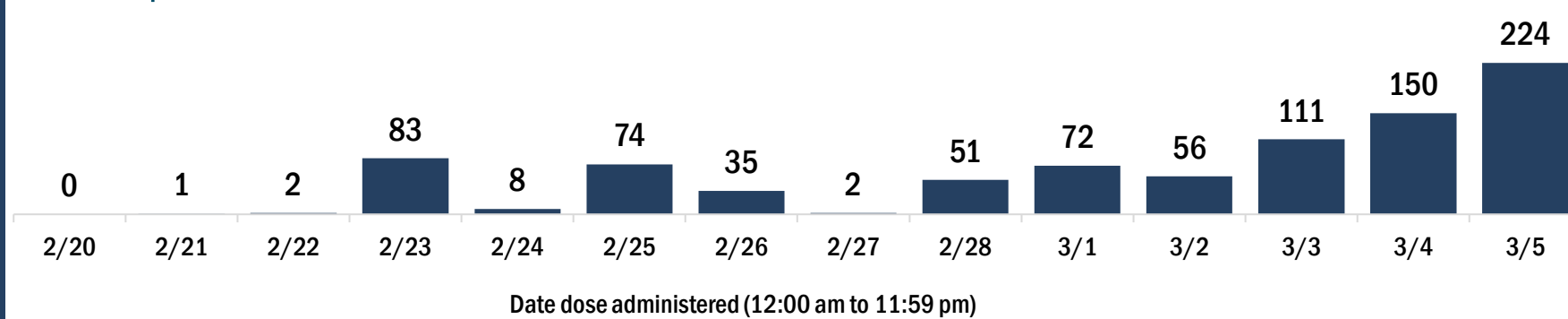
	First dose	Series complete	Total people vaccinated
Age group	1,379	2,174	3,553
16-24 years	24	26	50
25-34 years	26	47	73
35-44 years	35	56	91
45-54 years	68	87	155
55-64 years	175	146	321
65-74 years	661	1,009	1,670
75-84 years	313	618	931
85+ years	77	185	262
Race	1,379	2,174	3,553
White	940	1,360	2,300
Black	80	152	232
American Indian/Alaskan	9	6	15
Other	204	407	611
Unknown	146	249	395
Other race includes Asian, native Hawaiian/Pacific Islander, or other.			
Ethnicity	1,379	2,174	3,553
Hispanic	235	291	526
Non-Hispanic	568	1,078	1,646
Unknown	576	805	1,381
Gender	1,379	2,174	3,553
Female	734	1,182	1,916
Male	645	992	1,637
Unknown	0	0	0

COVID-19 doses administered for the past 2 weeks

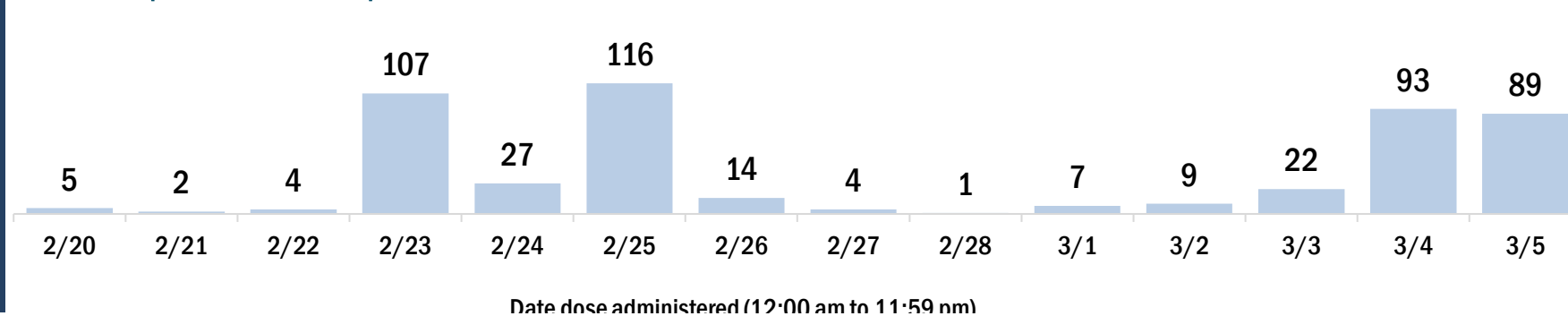


Persons vaccinated for COVID-19 for the past 2 weeks

Number of persons who received their first dose of a two-dose series of the COVID-19 vaccine



Number of persons who completed the COVID-19 vaccine series



COVID-19: Hernando County vaccine summary

Vaccination data through Mar 5, 2021 as of Mar 6, 2021 at 12:05 AM

Data in this report are provisional and subject to change.

Data in this summary pertain to COVID-19 vaccines approved by the U.S. Food and Drug Administration and have been issued an Emergency Use Authorization (Janssen COVID-19 Vaccine, Moderna COVID-19 Vaccine and Pfizer-BioNTech COVID-19 Vaccine). These data summarize the number of people who have received either their first dose or have completed the series for a COVID-19 vaccine. **A person can only be counted in one category, first dose or series complete.** For persons receiving Moderna or Pfizer vaccines, once they receive their second dose, they are moved from the first dose column to the series completed column. **Because of this, the total first dose category may show a change from report to report not matching the total receiving their first dose from the previous day.** Persons receiving Johnson & Johnson vaccines will always be counted in the series completed column.

COVID-19 doses for vaccinated persons in Florida

Doses administered 41,239

People receiving one dose of a 1-dose series (Johnson & Johnson) or receiving only one dose of a 2-dose series (Moderna, Pfizer) count once. Persons receiving both doses of a 2-dose series count twice.

Current status of persons vaccinated for COVID-19 in Florida

Total people vaccinated 28,092

First dose 14,938

Series completed 13,154

Completed 1-dose series 7

Completed 2-dose series 13,147

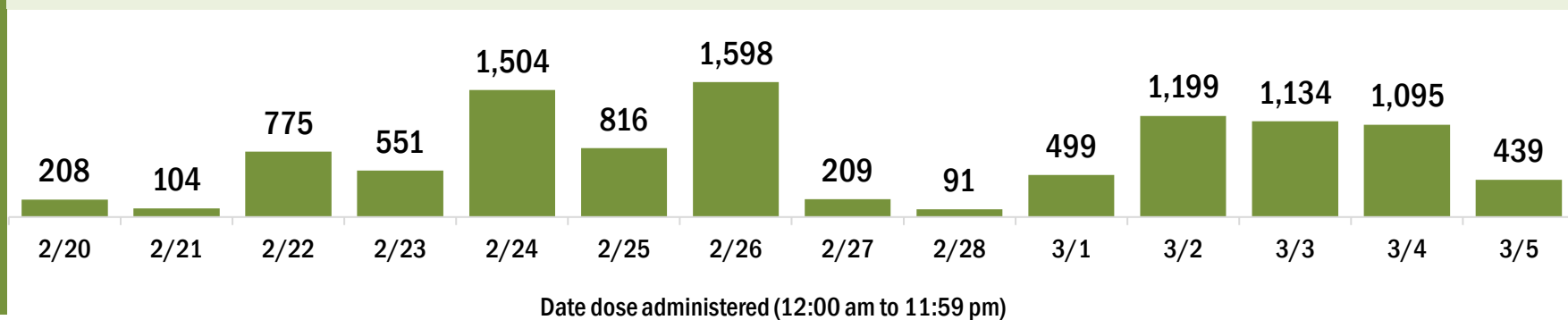
First dose: current number of people who have only received their first dose of the Moderna or Pfizer vaccine.

Series complete: current number of people who have received both Moderna or Pfizer vaccine doses or one Johnson & Johnson dose and are considered fully immunized.

Demographic summary

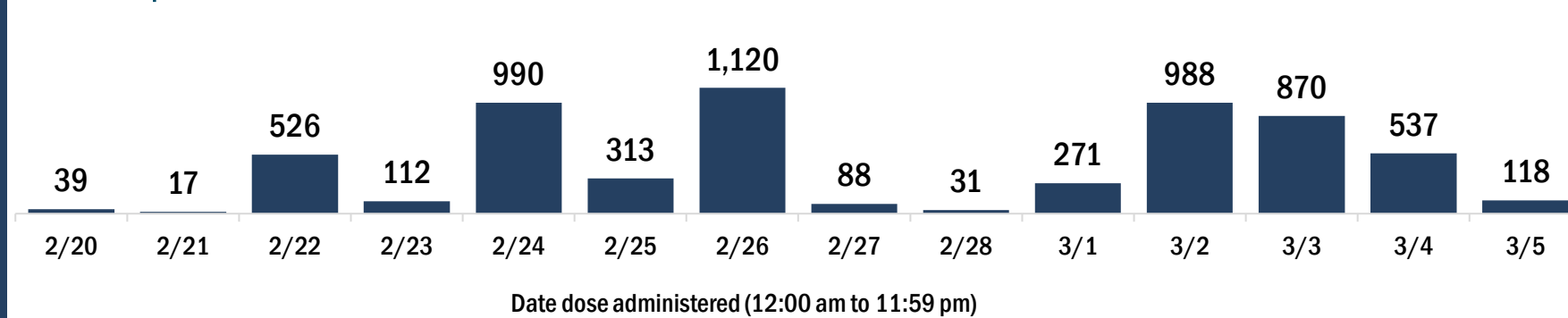
	First dose	Series complete	Total people vaccinated
Age group	14,938	13,154	28,092
16-24 years	109	168	277
25-34 years	195	514	709
35-44 years	258	625	883
45-54 years	412	938	1,350
55-64 years	711	1,200	1,911
65-74 years	6,931	5,181	12,112
75-84 years	4,806	3,329	8,135
85+ years	1,516	1,199	2,715
Race	14,938	13,154	28,092
White	10,493	8,406	18,899
Black	216	382	598
American Indian/Alaskan	69	50	119
Other	817	1,520	2,337
Unknown	3,343	2,796	6,139
Other race includes Asian, native Hawaiian/Pacific Islander, or other.			
Ethnicity	14,938	13,154	28,092
Hispanic	460	450	910
Non-Hispanic	7,325	6,582	13,907
Unknown	7,153	6,122	13,275
Gender	14,938	13,154	28,092
Female	8,501	7,809	16,310
Male	6,389	5,327	11,716
Unknown	48	18	66

COVID-19 doses administered for the past 2 weeks

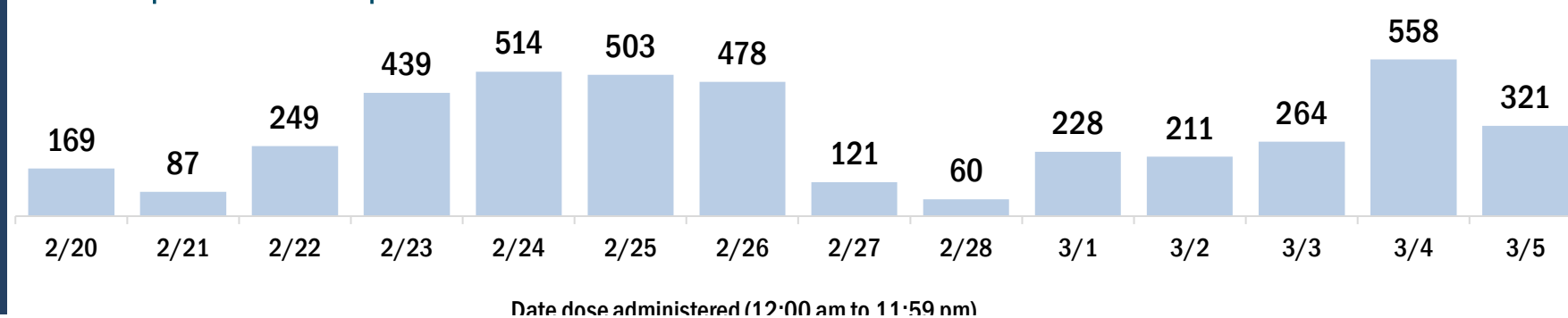


Persons vaccinated for COVID-19 for the past 2 weeks

Number of persons who received their first dose of a two-dose series of the COVID-19 vaccine



Number of persons who completed the COVID-19 vaccine series



COVID-19: Highlands County vaccine summary

Vaccination data through Mar 5, 2021 as of Mar 6, 2021 at 12:05 AM

Data in this report are provisional and subject to change.

Data in this summary pertain to COVID-19 vaccines approved by the U.S. Food and Drug Administration and have been issued an Emergency Use Authorization (Janssen COVID-19 Vaccine, Moderna COVID-19 Vaccine and Pfizer-BioNTech COVID-19 Vaccine). These data summarize the number of people who have received either their first dose or have completed the series for a COVID-19 vaccine. **A person can only be counted in one category, first dose or series complete.** For persons receiving Moderna or Pfizer vaccines, once they receive their second dose, they are moved from the first dose column to the series completed column. **Because of this, the total first dose category may show a change from report to report not matching the total receiving their first dose from the previous day.** Persons receiving Johnson & Johnson vaccines will always be counted in the series completed column.

COVID-19 doses for vaccinated persons in Florida

Doses administered 22,028

People receiving one dose of a 1-dose series (Johnson & Johnson) or receiving only one dose of a 2-dose series (Moderna, Pfizer) count once. Persons receiving both doses of a 2-dose series count twice.

Current status of persons vaccinated for COVID-19 in Florida

Total people vaccinated 16,301

First dose 10,572

Series completed 5,729

Completed 1-dose series 2

Completed 2-dose series 5,727

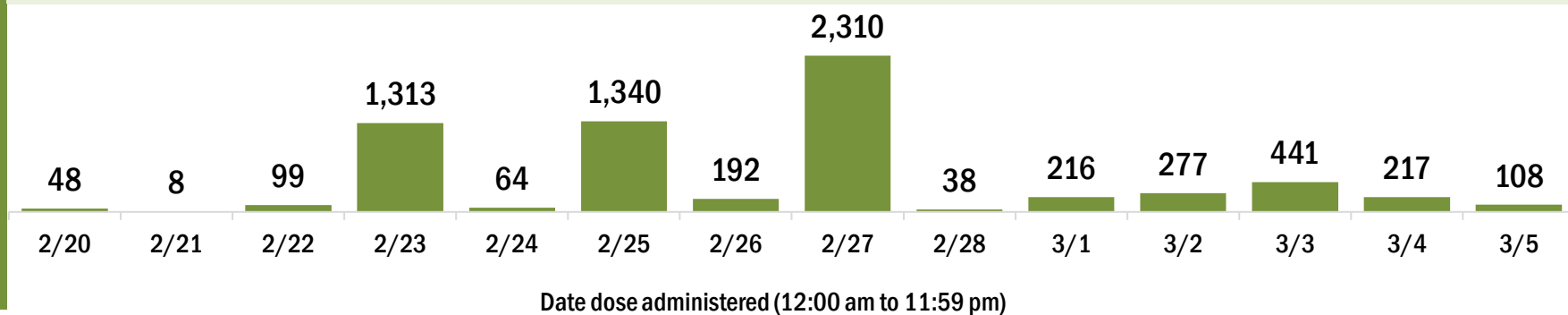
First dose: current number of people who have only received their first dose of the Moderna or Pfizer vaccine.

Series complete: current number of people who have received both Moderna or Pfizer vaccine doses or one Johnson & Johnson dose and are considered fully immunized.

Demographic summary

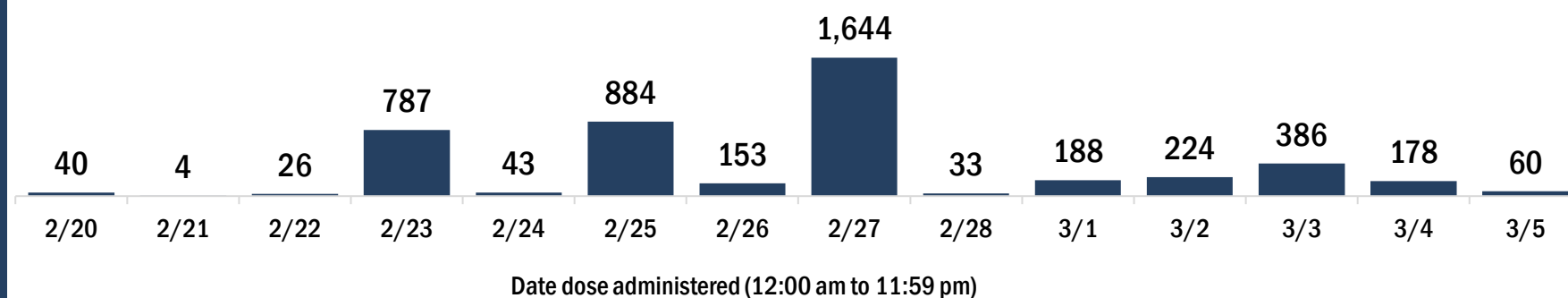
	First dose	Series complete	Total people vaccinated
Age group	10,572	5,729	16,301
16-24 years	26	50	76
25-34 years	69	169	238
35-44 years	89	249	338
45-54 years	123	351	474
55-64 years	305	512	817
65-74 years	4,856	2,242	7,098
75-84 years	4,051	1,601	5,652
85+ years	1,053	555	1,608
Race	10,572	5,729	16,301
White	8,944	4,208	13,152
Black	136	177	313
American Indian/Alaskan	93	37	130
Other	371	764	1,135
Unknown	1,028	543	1,571
Other race includes Asian, native Hawaiian/Pacific Islander, or other.			
Ethnicity	10,572	5,729	16,301
Hispanic	363	228	591
Non-Hispanic	6,579	3,552	10,131
Unknown	3,630	1,949	5,579
Gender	10,572	5,729	16,301
Female	5,570	3,258	8,828
Male	4,978	2,468	7,446
Unknown	24	3	27

COVID-19 doses administered for the past 2 weeks

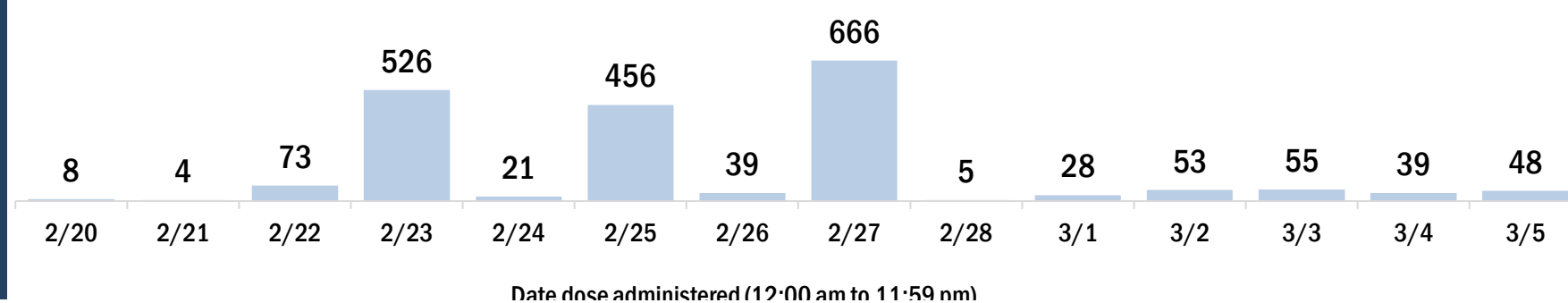


Persons vaccinated for COVID-19 for the past 2 weeks

Number of persons who received their first dose of a two-dose series of the COVID-19 vaccine



Number of persons who completed the COVID-19 vaccine series



COVID-19: Hillsborough County vaccine summary

Vaccination data through Mar 5, 2021 as of Mar 6, 2021 at 12:05 AM

Data in this report are provisional and subject to change.

Data in this summary pertain to COVID-19 vaccines approved by the U.S. Food and Drug Administration and have been issued an Emergency Use Authorization (Janssen COVID-19 Vaccine, Moderna COVID-19 Vaccine and Pfizer-BioNTech COVID-19 Vaccine). These data summarize the number of people who have received either their first dose or have completed the series for a COVID-19 vaccine. **A person can only be counted in one category, first dose or series complete.** For persons receiving Moderna or Pfizer vaccines, once they receive their second dose, they are moved from the first dose column to the series completed column. **Because of this, the total first dose category may show a change from report to report not matching the total receiving their first dose from the previous day.** Persons receiving Johnson & Johnson vaccines will always be counted in the series completed column.

COVID-19 doses for vaccinated persons in Florida

Doses administered 255,360

People receiving one dose of a 1-dose series (Johnson & Johnson) or receiving only one dose of a 2-dose series (Moderna, Pfizer) count once. Persons receiving both doses of a 2-dose series count twice.

Current status of persons vaccinated for COVID-19 in Florida

Total people vaccinated 167,376

First dose 79,010

Series completed 88,366

Completed 1-dose series 382

Completed 2-dose series 87,984

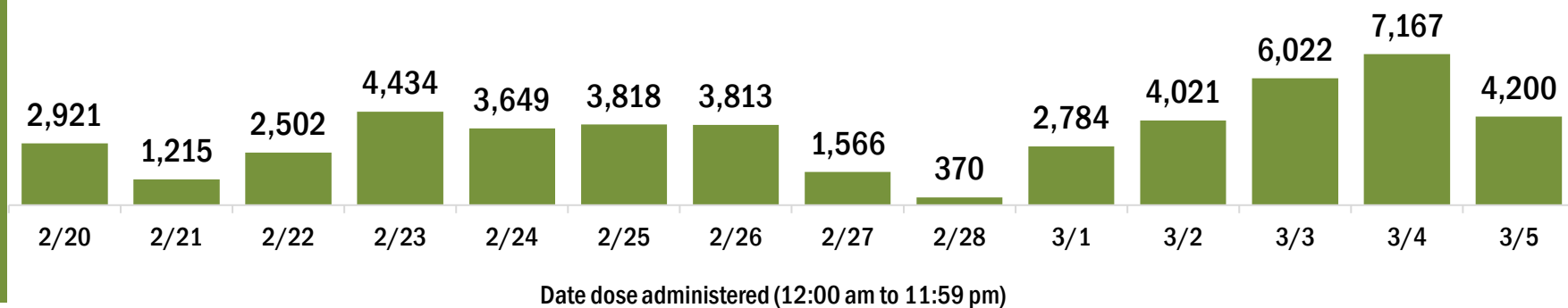
First dose: current number of people who have only received their first dose of the Moderna or Pfizer vaccine.

Series complete: current number of people who have received both Moderna or Pfizer vaccine doses or one Johnson & Johnson dose and are considered fully immunized.

Demographic summary

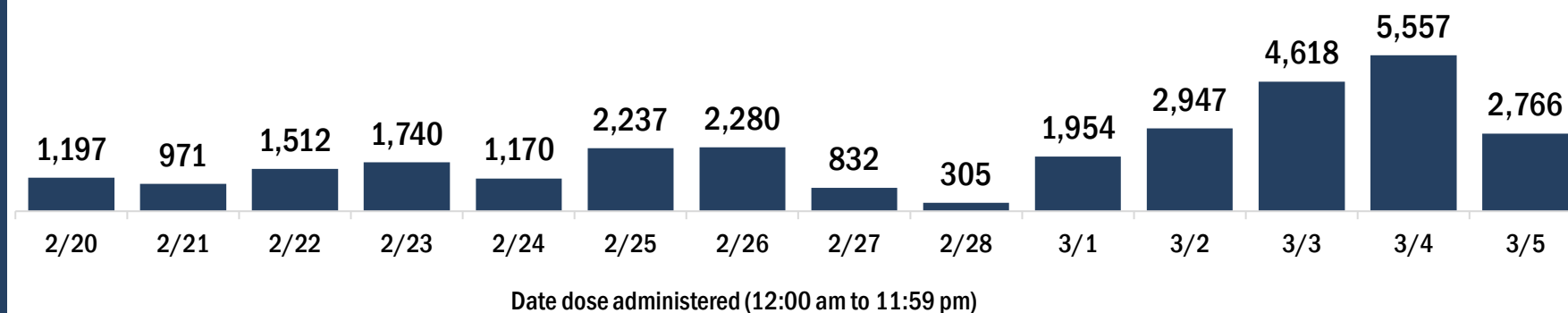
	First dose	Series complete	Total people vaccinated
Age group	79,010	88,366	167,376
16-24 years	1,437	1,754	3,191
25-34 years	3,441	7,388	10,829
35-44 years	4,603	8,282	12,885
45-54 years	5,994	8,377	14,371
55-64 years	8,911	9,532	18,443
65-74 years	32,423	29,602	62,025
75-84 years	16,851	16,526	33,377
85+ years	5,350	6,905	12,255
Race	79,010	88,366	167,376
White	52,165	58,172	110,337
Black	5,872	5,882	11,754
American Indian/Alaskan	368	408	776
Other	8,947	15,692	24,639
Unknown	11,658	8,212	19,870
Other race includes Asian, native Hawaiian/Pacific Islander, or other.			
Ethnicity	79,010	88,366	167,376
Hispanic	8,468	9,214	17,682
Non-Hispanic	42,517	56,388	98,905
Unknown	28,025	22,764	50,789
Gender	79,010	88,366	167,376
Female	46,277	53,520	99,797
Male	32,474	34,788	67,262
Unknown	259	58	317

COVID-19 doses administered for the past 2 weeks

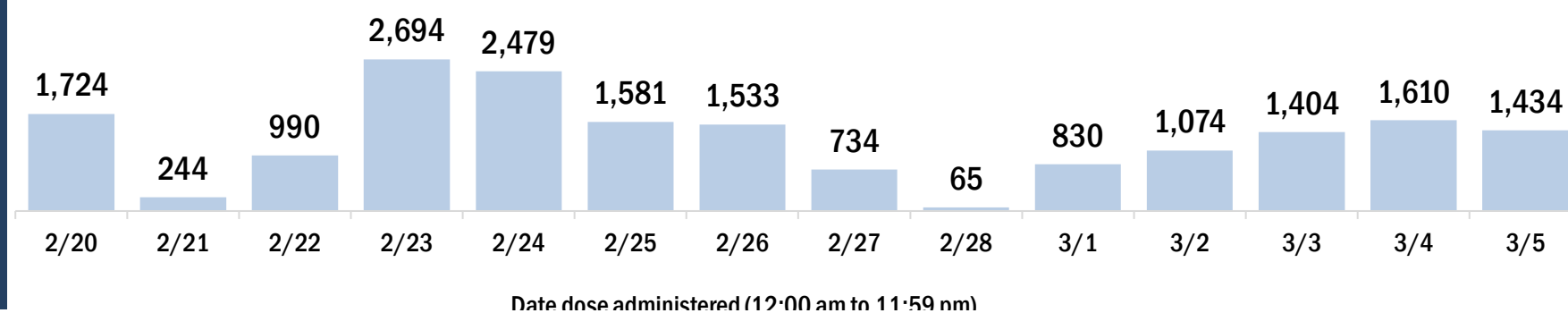


Persons vaccinated for COVID-19 for the past 2 weeks

Number of persons who received their first dose of a two-dose series of the COVID-19 vaccine



Number of persons who completed the COVID-19 vaccine series



COVID-19: Holmes County vaccine summary

Vaccination data through Mar 5, 2021 as of Mar 6, 2021 at 12:05 AM

Data in this report are provisional and subject to change.

Data in this summary pertain to COVID-19 vaccines approved by the U.S. Food and Drug Administration and have been issued an Emergency Use Authorization (Janssen COVID-19 Vaccine, Moderna COVID-19 Vaccine and Pfizer-BioNTech COVID-19 Vaccine). These data summarize the number of people who have received either their first dose or have completed the series for a COVID-19 vaccine. **A person can only be counted in one category, first dose or series complete.** For persons receiving Moderna or Pfizer vaccines, once they receive their second dose, they are moved from the first dose column to the series completed column. **Because of this, the total first dose category may show a change from report to report not matching the total receiving their first dose from the previous day.** Persons receiving Johnson & Johnson vaccines will always be counted in the series completed column.

COVID-19 doses for vaccinated persons in Florida

Doses administered 3,956

People receiving one dose of a 1-dose series (Johnson & Johnson) or receiving only one dose of a 2-dose series (Moderna, Pfizer) count once. Persons receiving both doses of a 2-dose series count twice.

Current status of persons vaccinated for COVID-19 in Florida

Total people vaccinated 2,436

First dose 916

Series completed 1,520

Completed 1-dose series 0

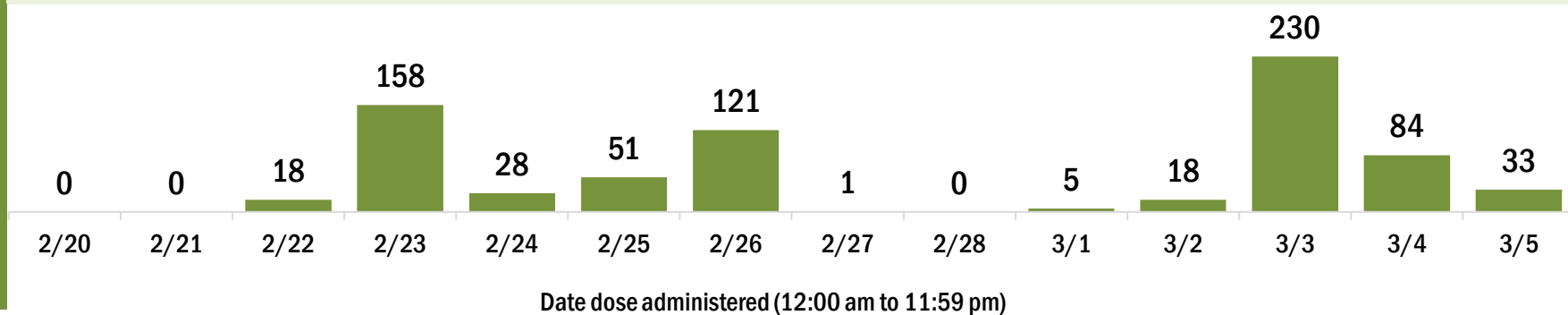
Completed 2-dose series 1,520

First dose: current number of people who have only received their first dose of the Moderna or Pfizer vaccine.

Series complete: current number of people who have received both Moderna or Pfizer vaccine doses or one Johnson & Johnson dose and are considered fully immunized.

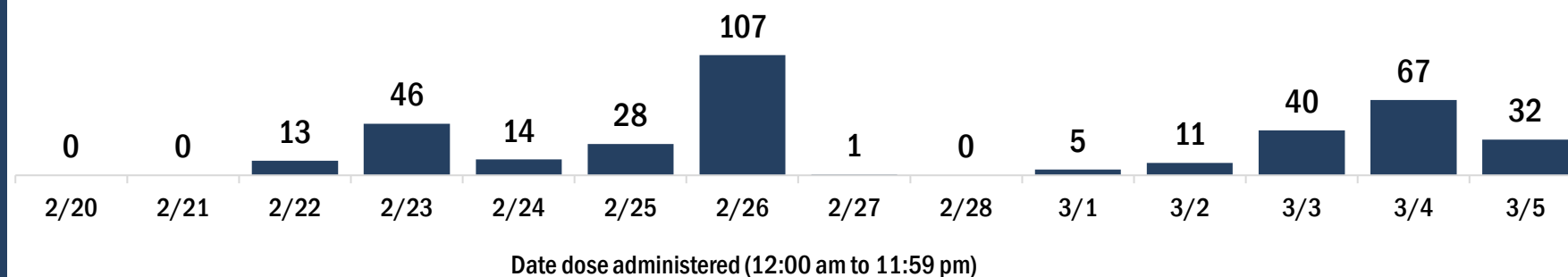
Demographic summary	First dose	Series complete	Total people vaccinated
Age group	916	1,520	2,436
16-24 years	9	7	16
25-34 years	21	28	49
35-44 years	42	50	92
45-54 years	82	79	161
55-64 years	138	126	264
65-74 years	353	649	1,002
75-84 years	224	442	666
85+ years	47	139	186
Race	916	1,520	2,436
White	791	1,261	2,052
Black	29	51	80
American Indian/Alaskan	8	15	23
Other	39	147	186
Unknown	49	46	95
Other race includes Asian, native Hawaiian/Pacific Islander, or other.			
Ethnicity	916	1,520	2,436
Hispanic	5	10	15
Non-Hispanic	680	1,294	1,974
Unknown	231	216	447
Gender	916	1,520	2,436
Female	478	837	1,315
Male	437	683	1,120
Unknown	1	0	1

COVID-19 doses administered for the past 2 weeks

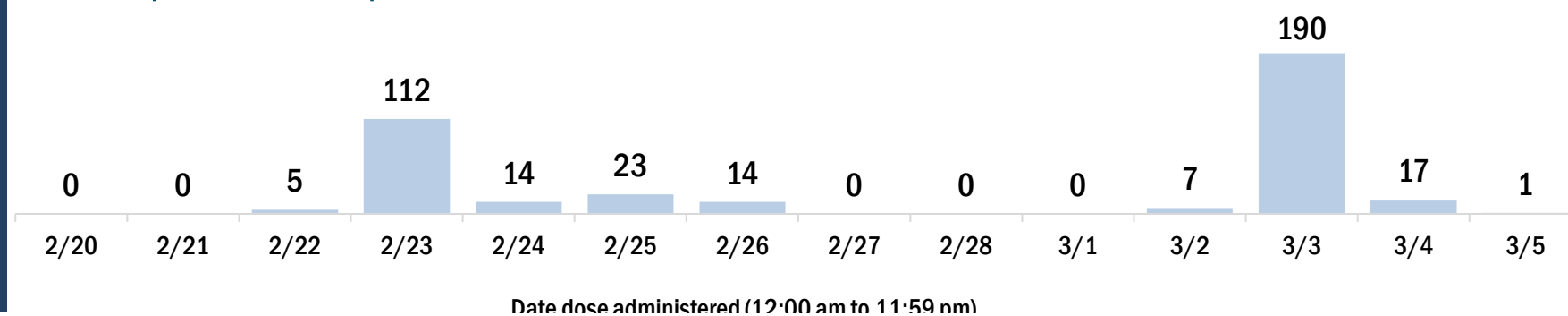


Persons vaccinated for COVID-19 for the past 2 weeks

Number of persons who received their first dose of a two-dose series of the COVID-19 vaccine



Number of persons who completed the COVID-19 vaccine series



COVID-19: Indian River County vaccine summary

Vaccination data through Mar 5, 2021 as of Mar 6, 2021 at 12:05 AM

Data in this report are provisional and subject to change.

Data in this summary pertain to COVID-19 vaccines approved by the U.S. Food and Drug Administration and have been issued an Emergency Use Authorization (Janssen COVID-19 Vaccine, Moderna COVID-19 Vaccine and Pfizer-BioNTech COVID-19 Vaccine). These data summarize the number of people who have received either their first dose or have completed the series for a COVID-19 vaccine. **A person can only be counted in one category, first dose or series complete.** For persons receiving Moderna or Pfizer vaccines, once they receive their second dose, they are moved from the first dose column to the series completed column. **Because of this, the total first dose category may show a change from report to report not matching the total receiving their first dose from the previous day.** Persons receiving Johnson & Johnson vaccines will always be counted in the series completed column.

COVID-19 doses for vaccinated persons in Florida

Doses administered 65,402

People receiving one dose of a 1-dose series (Johnson & Johnson) or receiving only one dose of a 2-dose series (Moderna, Pfizer) count once. Persons receiving both doses of a 2-dose series count twice.

Current status of persons vaccinated for COVID-19 in Florida

Total people vaccinated 42,805

First dose 20,207

Series completed 22,598

Completed 1-dose series 1

Completed 2-dose series 22,597

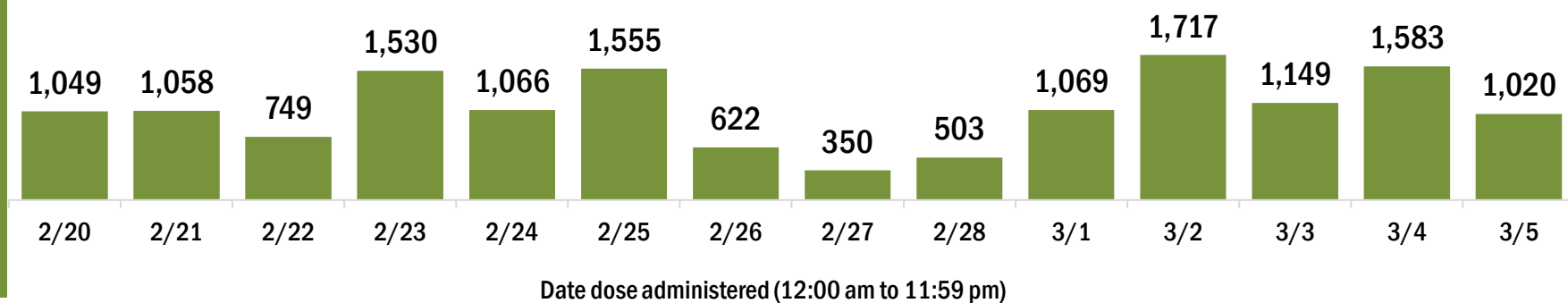
First dose: current number of people who have only received their first dose of the Moderna or Pfizer vaccine.

Series complete: current number of people who have received both Moderna or Pfizer vaccine doses or one Johnson & Johnson dose and are considered fully immunized.

Demographic summary

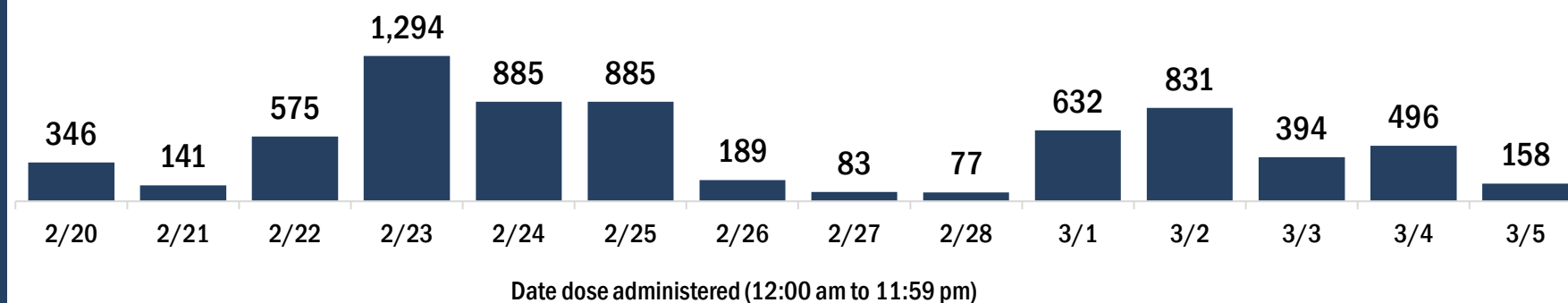
	First dose	Series complete	Total people vaccinated
Age group	20,207	22,598	42,805
16-24 years	88	140	228
25-34 years	171	384	555
35-44 years	247	522	769
45-54 years	320	788	1,108
55-64 years	971	1,357	2,328
65-74 years	9,476	10,384	19,860
75-84 years	6,512	6,646	13,158
85+ years	2,422	2,377	4,799
Race	20,207	22,598	42,805
White	14,775	16,867	31,642
Black	437	572	1,009
American Indian/Alaskan	120	123	243
Other	947	2,149	3,096
Unknown	3,928	2,887	6,815
Other race includes Asian, native Hawaiian/Pacific Islander, or other.			
Ethnicity	20,207	22,598	42,805
Hispanic	349	426	775
Non-Hispanic	11,121	15,052	26,173
Unknown	8,737	7,120	15,857
Gender	20,207	22,598	42,805
Female	11,152	12,828	23,980
Male	9,023	9,762	18,785
Unknown	32	8	40

COVID-19 doses administered for the past 2 weeks

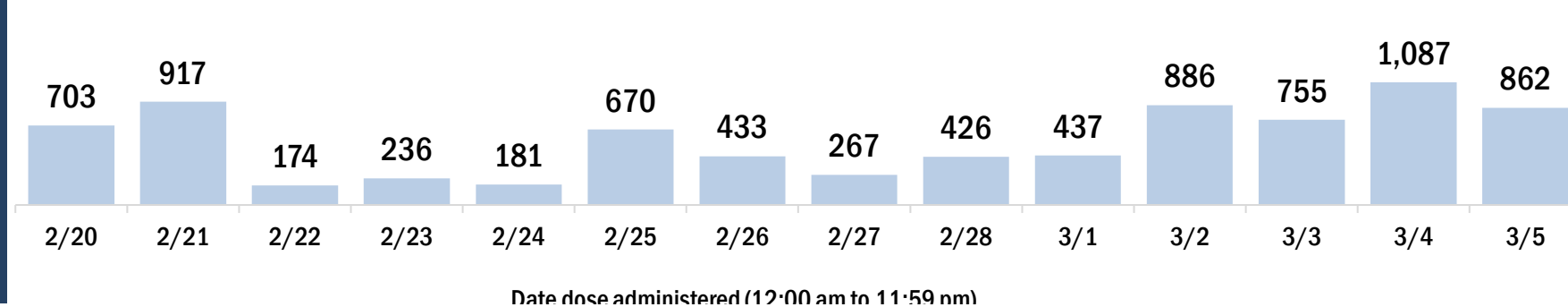


Persons vaccinated for COVID-19 for the past 2 weeks

Number of persons who received their first dose of a two-dose series of the COVID-19 vaccine



Number of persons who completed the COVID-19 vaccine series



COVID-19: Jackson County vaccine summary

Vaccination data through Mar 5, 2021 as of Mar 6, 2021 at 12:05 AM

Data in this report are provisional and subject to change.

Data in this summary pertain to COVID-19 vaccines approved by the U.S. Food and Drug Administration and have been issued an Emergency Use Authorization (Janssen COVID-19 Vaccine, Moderna COVID-19 Vaccine and Pfizer-BioNTech COVID-19 Vaccine). These data summarize the number of people who have received either their first dose or have completed the series for a COVID-19 vaccine. **A person can only be counted in one category, first dose or series complete.** For persons receiving Moderna or Pfizer vaccines, once they receive their second dose, they are moved from the first dose column to the series completed column. **Because of this, the total first dose category may show a change from report to report not matching the total receiving their first dose from the previous day.** Persons receiving Johnson & Johnson vaccines will always be counted in the series completed column.

COVID-19 doses for vaccinated persons in Florida

Doses administered 12,464

People receiving one dose of a 1-dose series (Johnson & Johnson) or receiving only one dose of a 2-dose series (Moderna, Pfizer) count once. Persons receiving both doses of a 2-dose series count twice.

Current status of persons vaccinated for COVID-19 in Florida

Total people vaccinated 7,610

First dose 2,756

Series completed 4,854

Completed 1-dose series 0

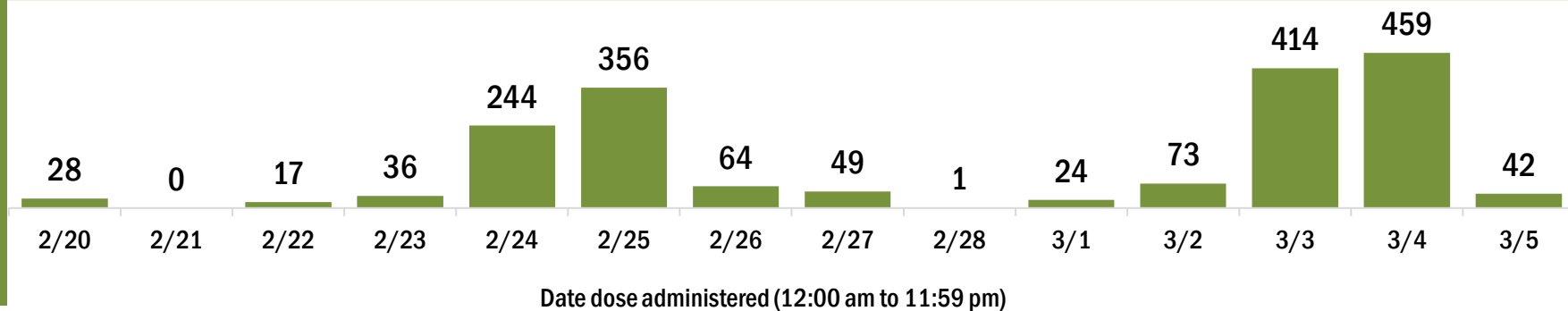
Completed 2-dose series 4,854

First dose: current number of people who have only received their first dose of the Moderna or Pfizer vaccine.

Series complete: current number of people who have received both Moderna or Pfizer vaccine doses or one Johnson & Johnson dose and are considered fully immunized.

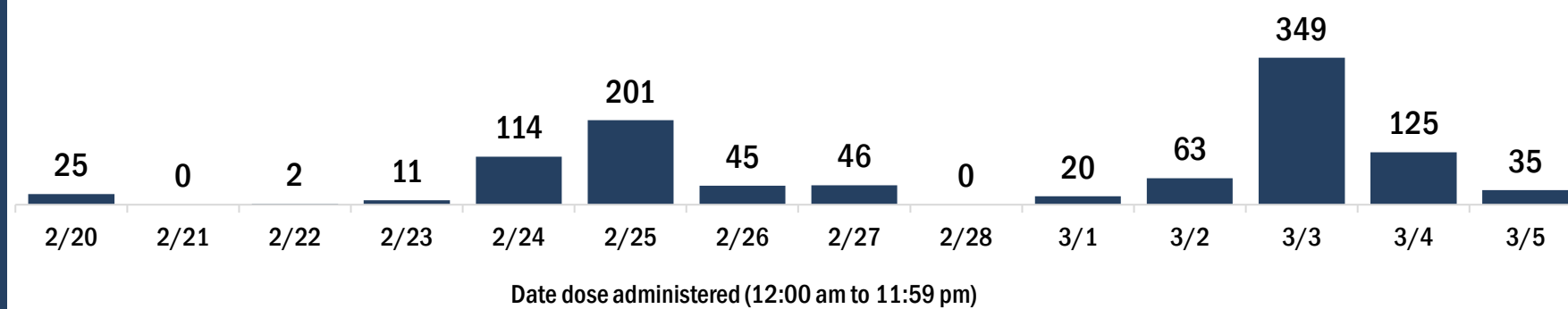
Demographic summary	First dose	Series complete	Total people vaccinated
Age group	2,756	4,854	7,610
16-24 years	50	36	86
25-34 years	86	108	194
35-44 years	132	183	315
45-54 years	300	281	581
55-64 years	591	435	1,026
65-74 years	836	2,048	2,884
75-84 years	543	1,332	1,875
85+ years	218	431	649
Race	2,756	4,854	7,610
White	1,774	3,452	5,226
Black	576	747	1,323
American Indian/Alaskan	27	22	49
Other	94	233	327
Unknown	285	400	685
Other race includes Asian, native Hawaiian/Pacific Islander, or other.			
Ethnicity	2,756	4,854	7,610
Hispanic	37	29	66
Non-Hispanic	1,750	3,047	4,797
Unknown	969	1,778	2,747
Gender	2,756	4,854	7,610
Female	1,601	2,767	4,368
Male	1,153	2,087	3,240
Unknown	2	0	2

COVID-19 doses administered for the past 2 weeks

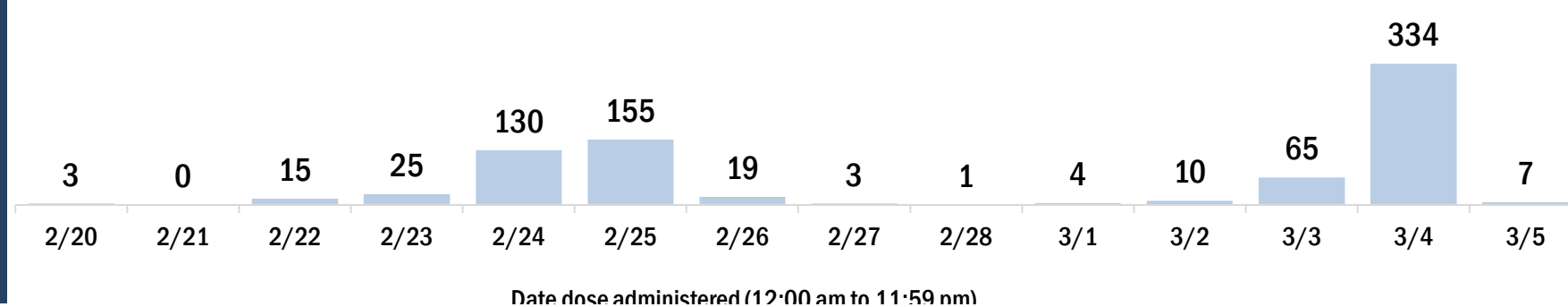


Persons vaccinated for COVID-19 for the past 2 weeks

Number of persons who received their first dose of a two-dose series of the COVID-19 vaccine



Number of persons who completed the COVID-19 vaccine series



COVID-19: Jefferson County vaccine summary

Vaccination data through Mar 5, 2021 as of Mar 6, 2021 at 12:05 AM

Data in this report are provisional and subject to change.

Data in this summary pertain to COVID-19 vaccines approved by the U.S. Food and Drug Administration and have been issued an Emergency Use Authorization (Janssen COVID-19 Vaccine, Moderna COVID-19 Vaccine and Pfizer-BioNTech COVID-19 Vaccine). These data summarize the number of people who have received either their first dose or have completed the series for a COVID-19 vaccine. **A person can only be counted in one category, first dose or series complete.** For persons receiving Moderna or Pfizer vaccines, once they receive their second dose, they are moved from the first dose column to the series completed column. **Because of this, the total first dose category may show a change from report to report not matching the total receiving their first dose from the previous day.** Persons receiving Johnson & Johnson vaccines will always be counted in the series completed column.

COVID-19 doses for vaccinated persons in Florida

Doses administered 4,614

People receiving one dose of a 1-dose series (Johnson & Johnson) or receiving only one dose of a 2-dose series (Moderna, Pfizer) count once. Persons receiving both doses of a 2-dose series count twice.

Current status of persons vaccinated for COVID-19 in Florida

Total people vaccinated 2,689

First dose 764

Series completed 1,925

Completed 1-dose series 0

Completed 2-dose series 1,925

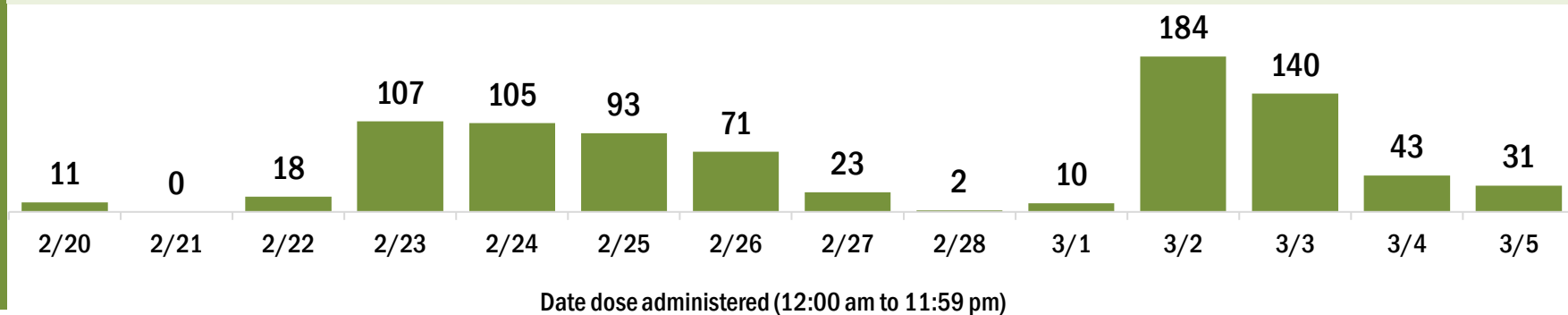
First dose: current number of people who have only received their first dose of the Moderna or Pfizer vaccine.

Series complete: current number of people who have received both Moderna or Pfizer vaccine doses or one Johnson & Johnson dose and are considered fully immunized.

Demographic summary

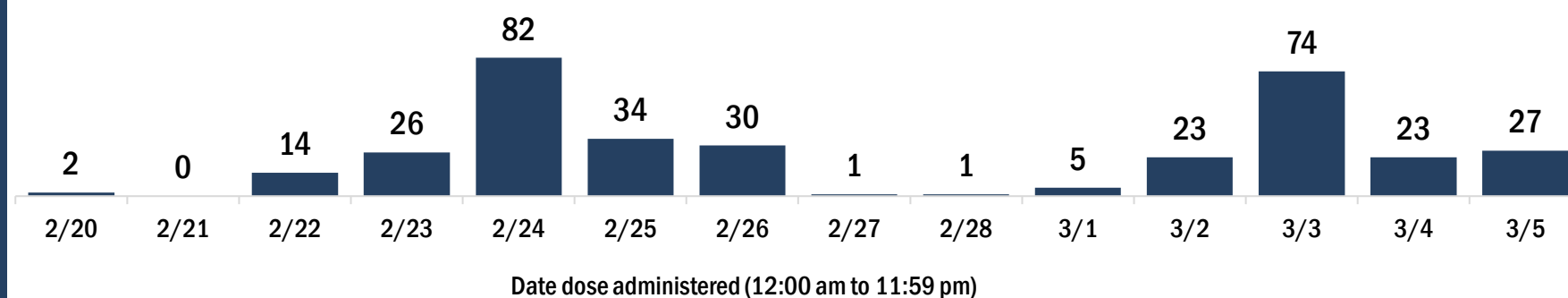
	First dose	Series complete	Total people vaccinated
Age group	764	1,925	2,689
16-24 years	6	7	13
25-34 years	21	32	53
35-44 years	42	43	85
45-54 years	102	73	175
55-64 years	178	145	323
65-74 years	274	970	1,244
75-84 years	109	512	621
85+ years	32	143	175
Race	764	1,925	2,689
White	346	1,070	1,416
Black	208	292	500
American Indian/Alaskan	3	3	6
Other	114	353	467
Unknown	93	207	300
Other race includes Asian, native Hawaiian/Pacific Islander, or other.			
Ethnicity	764	1,925	2,689
Hispanic	12	12	24
Non-Hispanic	392	895	1,287
Unknown	360	1,018	1,378
Gender	764	1,925	2,689
Female	465	1,114	1,579
Male	299	811	1,110
Unknown	0	0	0

COVID-19 doses administered for the past 2 weeks

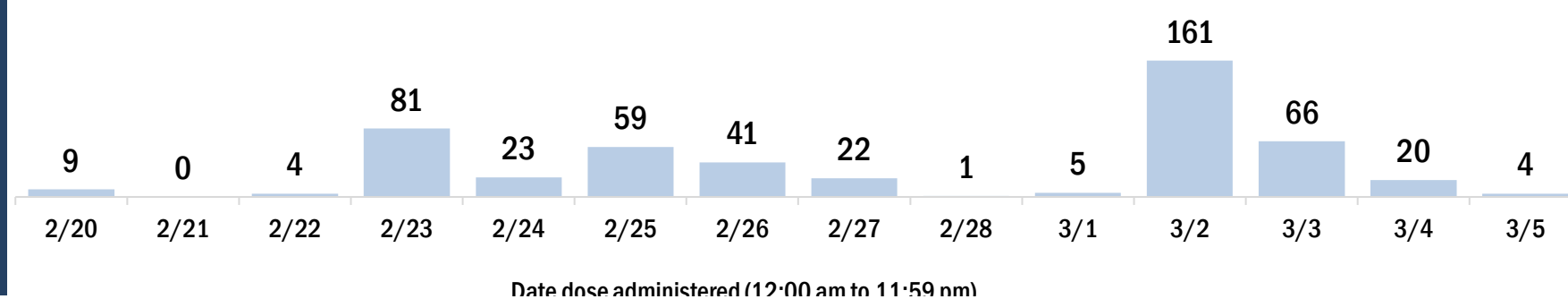


Persons vaccinated for COVID-19 for the past 2 weeks

Number of persons who received their first dose of a two-dose series of the COVID-19 vaccine



Number of persons who completed the COVID-19 vaccine series



COVID-19: Lafayette County vaccine summary

Vaccination data through Mar 5, 2021 as of Mar 6, 2021 at 12:05 AM

Data in this report are provisional and subject to change.

Data in this summary pertain to COVID-19 vaccines approved by the U.S. Food and Drug Administration and have been issued an Emergency Use Authorization (Janssen COVID-19 Vaccine, Moderna COVID-19 Vaccine and Pfizer-BioNTech COVID-19 Vaccine). These data summarize the number of people who have received either their first dose or have completed the series for a COVID-19 vaccine. **A person can only be counted in one category, first dose or series complete.** For persons receiving Moderna or Pfizer vaccines, once they receive their second dose, they are moved from the first dose column to the series completed column. **Because of this, the total first dose category may show a change from report to report not matching the total receiving their first dose from the previous day.** Persons receiving Johnson & Johnson vaccines will always be counted in the series completed column.

COVID-19 doses for vaccinated persons in Florida

Doses administered 2,248

People receiving one dose of a 1-dose series (Johnson & Johnson) or receiving only one dose of a 2-dose series (Moderna, Pfizer) count once. Persons receiving both doses of a 2-dose series count twice.

Current status of persons vaccinated for COVID-19 in Florida

Total people vaccinated 1,408

First dose 568
 Series completed 840
 Completed 1-dose series 0
 Completed 2-dose series 840

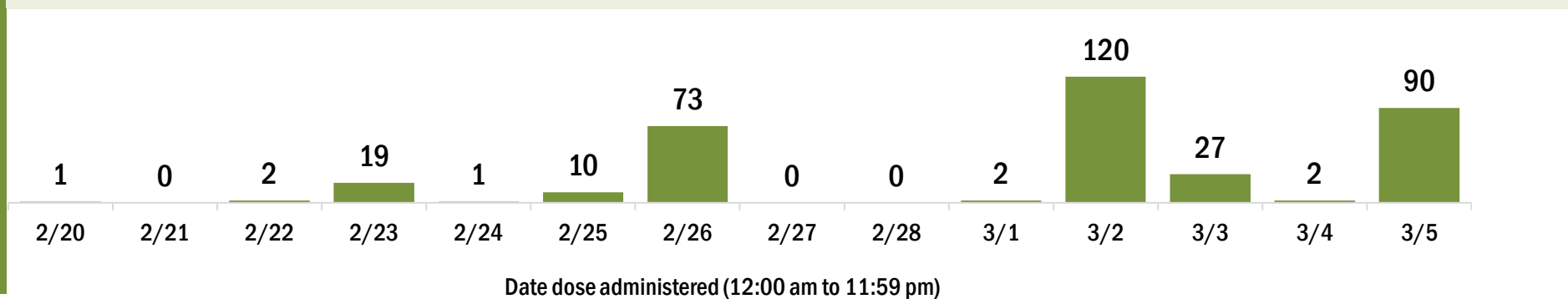
First dose: current number of people who have only received their first dose of the Moderna or Pfizer vaccine.

Series complete: current number of people who have received both Moderna or Pfizer vaccine doses or one Johnson & Johnson dose and are considered fully immunized.

Demographic summary

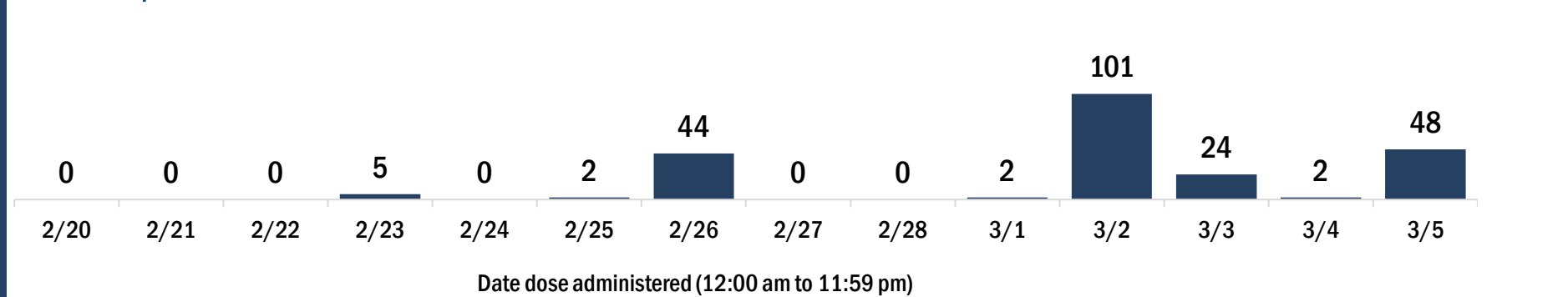
	First dose	Series complete	Total people vaccinated
Age group	568	840	1,408
16-24 years	3	2	5
25-34 years	2	6	8
35-44 years	14	13	27
45-54 years	33	24	57
55-64 years	61	44	105
65-74 years	265	415	680
75-84 years	141	255	396
85+ years	49	81	130
Race	568	840	1,408
White	459	709	1,168
Black	19	18	37
American Indian/Alaskan	4	1	5
Other	16	57	73
Unknown	70	55	125
Other race includes Asian, native Hawaiian/Pacific Islander, or other.			
Ethnicity	568	840	1,408
Hispanic	17	5	22
Non-Hispanic	407	686	1,093
Unknown	144	149	293
Gender	568	840	1,408
Female	295	444	739
Male	272	396	668
Unknown	1	0	1

COVID-19 doses administered for the past 2 weeks

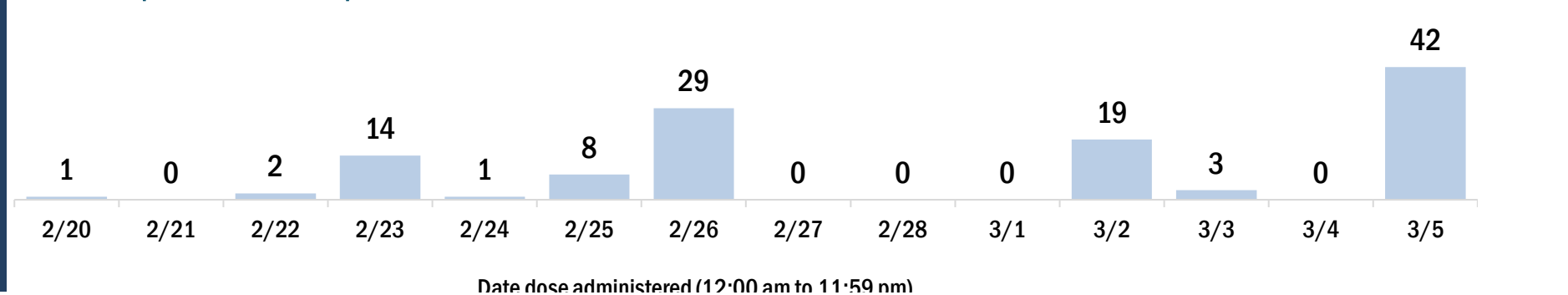


Persons vaccinated for COVID-19 for the past 2 weeks

Number of persons who received their first dose of a two-dose series of the COVID-19 vaccine



Number of persons who completed the COVID-19 vaccine series



COVID-19: Lake County vaccine summary

Vaccination data through Mar 5, 2021 as of Mar 6, 2021 at 12:05 AM

Data in this report are provisional and subject to change.

Data in this summary pertain to COVID-19 vaccines approved by the U.S. Food and Drug Administration and have been issued an Emergency Use Authorization (Janssen COVID-19 Vaccine, Moderna COVID-19 Vaccine and Pfizer-BioNTech COVID-19 Vaccine). These data summarize the number of people who have received either their first dose or have completed the series for a COVID-19 vaccine. **A person can only be counted in one category, first dose or series complete.** For persons receiving Moderna or Pfizer vaccines, once they receive their second dose, they are moved from the first dose column to the series completed column. **Because of this, the total first dose category may show a change from report to report not matching the total receiving their first dose from the previous day.** Persons receiving Johnson & Johnson vaccines will always be counted in the series completed column.

COVID-19 doses for vaccinated persons in Florida

Doses administered 118,626

People receiving one dose of a 1-dose series (Johnson & Johnson) or receiving only one dose of a 2-dose series (Moderna, Pfizer) count once. Persons receiving both doses of a 2-dose series count twice.

Current status of persons vaccinated for COVID-19 in Florida

Total people vaccinated 73,568

First dose 28,478

Series completed 45,090

Completed 1-dose series 32

Completed 2-dose series 45,058

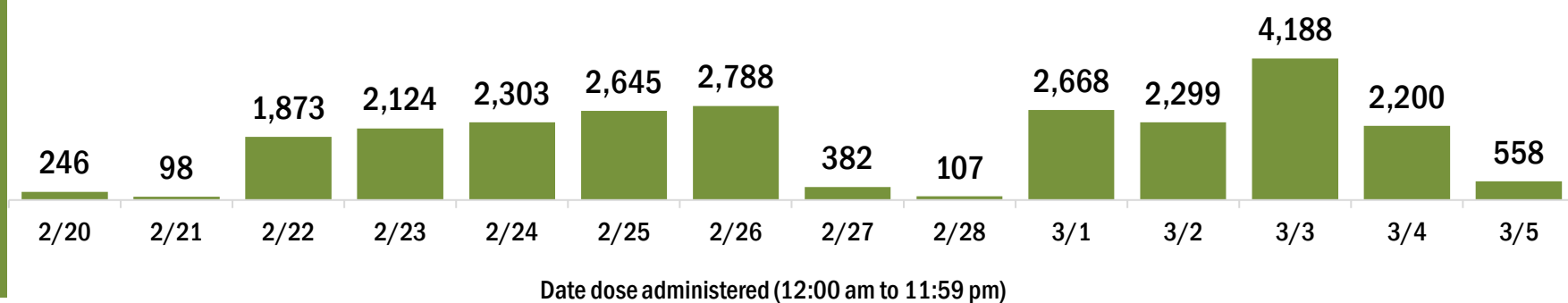
First dose: current number of people who have only received their first dose of the Moderna or Pfizer vaccine.

Series complete: current number of people who have received both Moderna or Pfizer vaccine doses or one Johnson & Johnson dose and are considered fully immunized.

Demographic summary

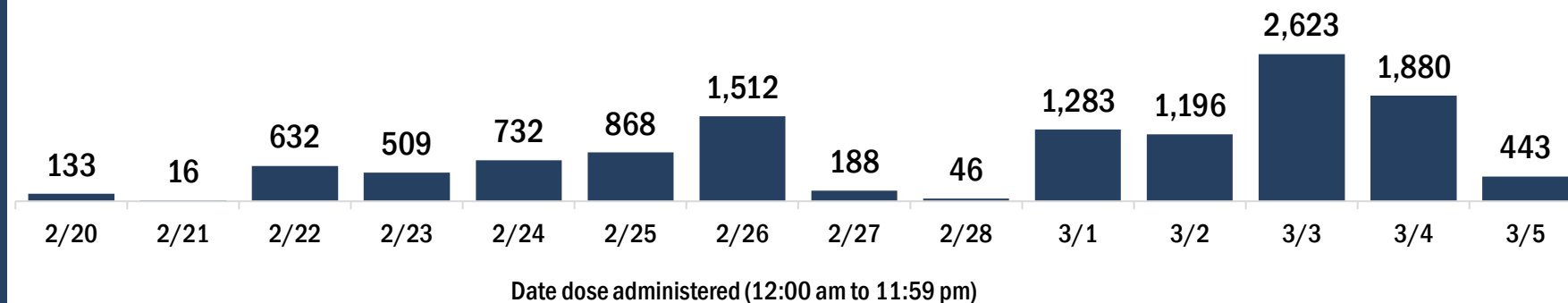
	First dose	Series complete	Total people vaccinated
Age group	28,478	45,090	73,568
16-24 years	217	281	498
25-34 years	614	914	1,528
35-44 years	791	1,402	2,193
45-54 years	1,347	1,816	3,163
55-64 years	2,462	2,569	5,031
65-74 years	11,663	20,226	31,889
75-84 years	8,607	13,898	22,505
85+ years	2,777	3,984	6,761
Race	28,478	45,090	73,568
White	19,968	35,334	55,302
Black	1,357	1,653	3,010
American Indian/Alaskan	170	289	459
Other	2,003	4,706	6,709
Unknown	4,980	3,108	8,088
Other race includes Asian, native Hawaiian/Pacific Islander, or other.			
Ethnicity	28,478	45,090	73,568
Hispanic	1,038	1,743	2,781
Non-Hispanic	12,067	24,642	36,709
Unknown	15,373	18,705	34,078
Gender	28,478	45,090	73,568
Female	16,479	25,504	41,983
Male	11,863	19,562	31,425
Unknown	136	24	160

COVID-19 doses administered for the past 2 weeks

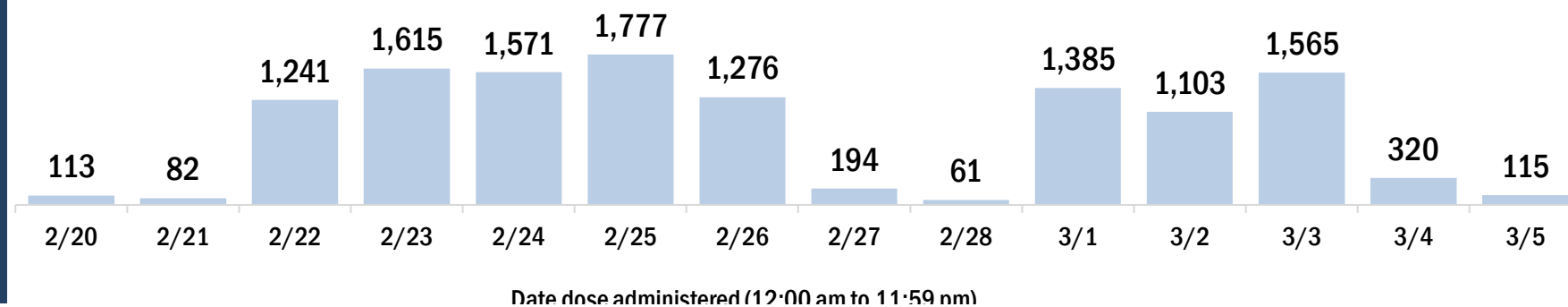


Persons vaccinated for COVID-19 for the past 2 weeks

Number of persons who received their first dose of a two-dose series of the COVID-19 vaccine



Number of persons who completed the COVID-19 vaccine series



COVID-19: Lee County vaccine summary

Vaccination data through Mar 5, 2021 as of Mar 6, 2021 at 12:05 AM

Data in this report are provisional and subject to change.

Data in this summary pertain to COVID-19 vaccines approved by the U.S. Food and Drug Administration and have been issued an Emergency Use Authorization (Janssen COVID-19 Vaccine, Moderna COVID-19 Vaccine and Pfizer-BioNTech COVID-19 Vaccine). These data summarize the number of people who have received either their first dose or have completed the series for a COVID-19 vaccine. **A person can only be counted in one category, first dose or series complete.** For persons receiving Moderna or Pfizer vaccines, once they receive their second dose, they are moved from the first dose column to the series completed column. **Because of this, the total first dose category may show a change from report to report not matching the total receiving their first dose from the previous day.** Persons receiving Johnson & Johnson vaccines will always be counted in the series completed column.

COVID-19 doses for vaccinated persons in Florida

Doses administered 207,451

People receiving one dose of a 1-dose series (Johnson & Johnson) or receiving only one dose of a 2-dose series (Moderna, Pfizer) count once. Persons receiving both doses of a 2-dose series count twice.

Current status of persons vaccinated for COVID-19 in Florida

Total people vaccinated 136,811

First dose 66,164

Series completed 70,647

Completed 1-dose series 7

Completed 2-dose series 70,640

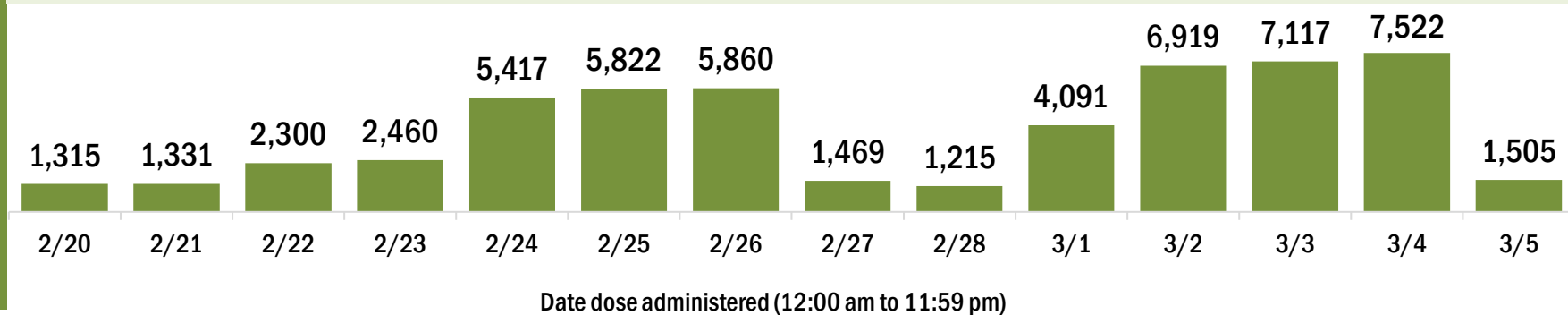
First dose: current number of people who have only received their first dose of the Moderna or Pfizer vaccine.

Series complete: current number of people who have received both Moderna or Pfizer vaccine doses or one Johnson & Johnson dose and are considered fully immunized.

Demographic summary

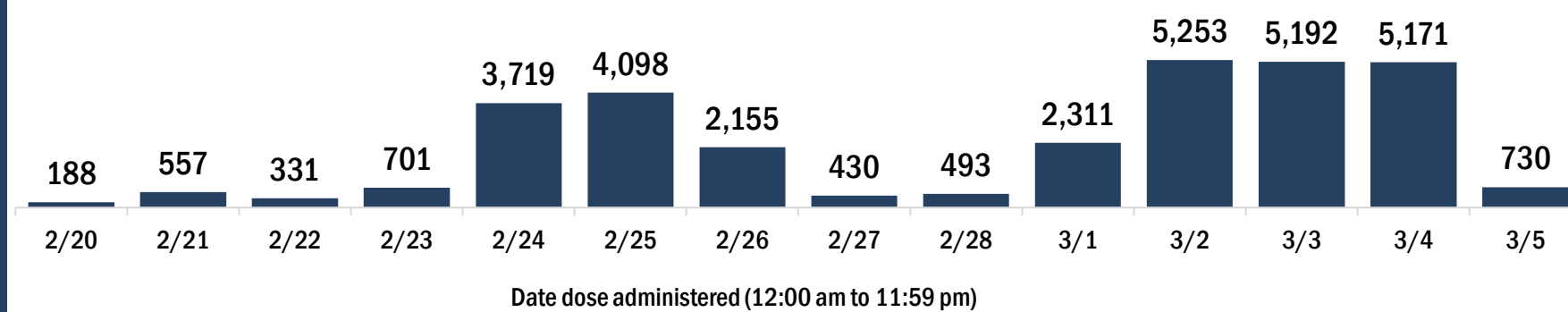
	First dose	Series complete	Total people vaccinated
Age group	66,164	70,647	136,811
16-24 years	308	505	813
25-34 years	849	1,884	2,733
35-44 years	1,218	2,525	3,743
45-54 years	1,894	3,220	5,114
55-64 years	4,211	5,306	9,517
65-74 years	31,619	32,841	64,460
75-84 years	20,872	18,561	39,433
85+ years	5,193	5,805	10,998
Race	66,164	70,647	136,811
White	43,809	49,790	93,599
Black	1,542	1,116	2,658
American Indian/Alaskan	258	155	413
Other	3,414	5,614	9,028
Unknown	17,141	13,972	31,113
Other race includes Asian, native Hawaiian/Pacific Islander, or other.			
Ethnicity	66,164	70,647	136,811
Hispanic	2,281	2,547	4,828
Non-Hispanic	31,374	41,629	73,003
Unknown	32,509	26,471	58,980
Gender	66,164	70,647	136,811
Female	36,601	39,625	76,226
Male	29,425	30,776	60,201
Unknown	138	246	384

COVID-19 doses administered for the past 2 weeks

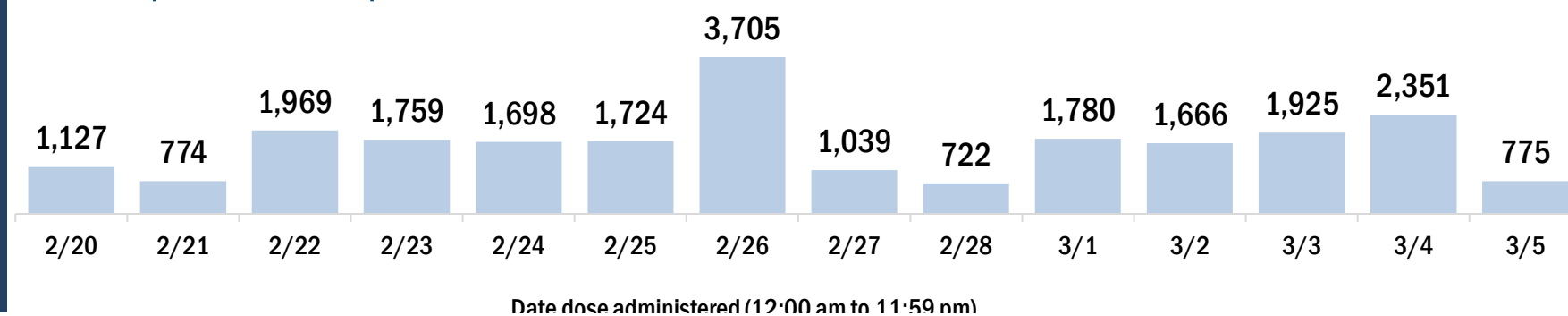


Persons vaccinated for COVID-19 for the past 2 weeks

Number of persons who received their first dose of a two-dose series of the COVID-19 vaccine



Number of persons who completed the COVID-19 vaccine series



COVID-19: Leon County vaccine summary

Vaccination data through Mar 5, 2021 as of Mar 6, 2021 at 12:05 AM

Data in this report are provisional and subject to change.

Data in this summary pertain to COVID-19 vaccines approved by the U.S. Food and Drug Administration and have been issued an Emergency Use Authorization (Janssen COVID-19 Vaccine, Moderna COVID-19 Vaccine and Pfizer-BioNTech COVID-19 Vaccine). These data summarize the number of people who have received either their first dose or have completed the series for a COVID-19 vaccine. **A person can only be counted in one category, first dose or series complete.** For persons receiving Moderna or Pfizer vaccines, once they receive their second dose, they are moved from the first dose column to the series completed column. **Because of this, the total first dose category may show a change from report to report not matching the total receiving their first dose from the previous day.** Persons receiving Johnson & Johnson vaccines will always be counted in the series completed column.

COVID-19 doses for vaccinated persons in Florida

Doses administered 80,956

People receiving one dose of a 1-dose series (Johnson & Johnson) or receiving only one dose of a 2-dose series (Moderna, Pfizer) count once. Persons receiving both doses of a 2-dose series count twice.

Current status of persons vaccinated for COVID-19 in Florida

Total people vaccinated 49,638

First dose 18,320

Series completed 31,318

Completed 1-dose series 0

Completed 2-dose series 31,318

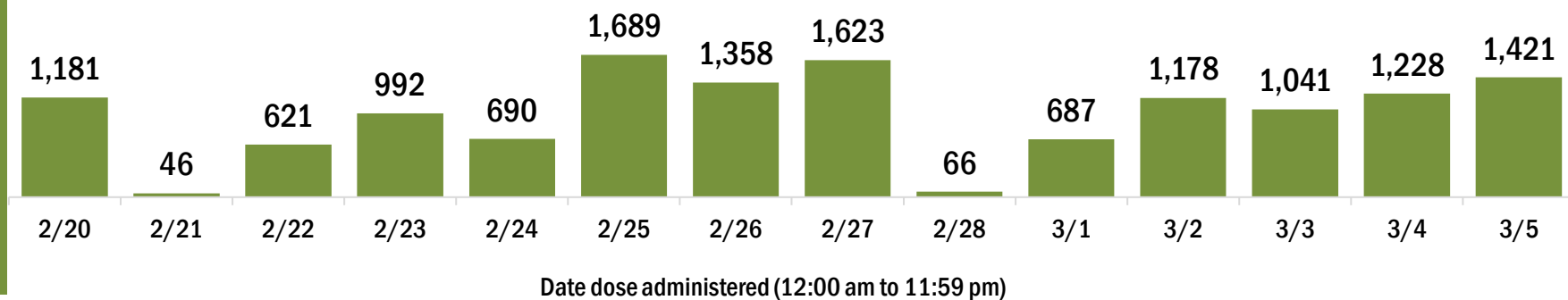
First dose: current number of people who have only received their first dose of the Moderna or Pfizer vaccine.

Series complete: current number of people who have received both Moderna or Pfizer vaccine doses or one Johnson & Johnson dose and are considered fully immunized.

Demographic summary

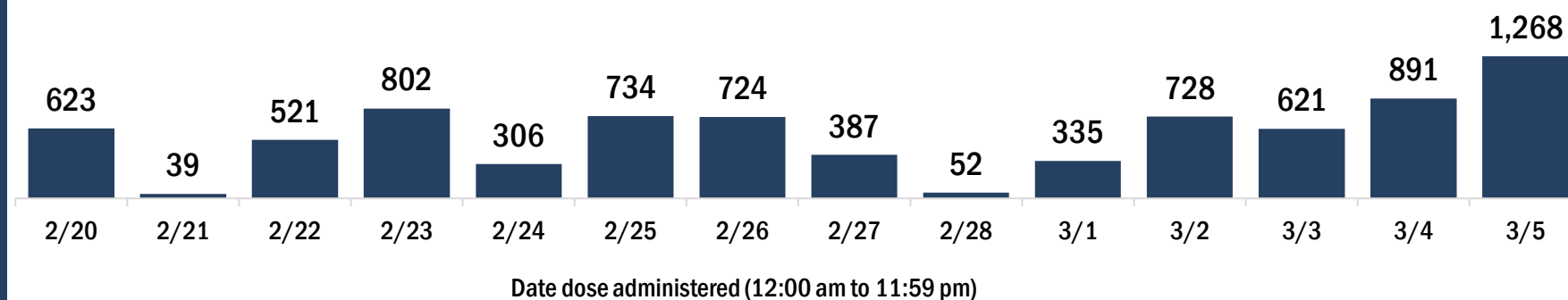
	First dose	Series complete	Total people vaccinated
Age group	18,320	31,318	49,638
16-24 years	672	759	1,431
25-34 years	1,251	1,526	2,777
35-44 years	1,680	1,751	3,431
45-54 years	2,253	1,881	4,134
55-64 years	4,254	3,030	7,284
65-74 years	5,159	13,642	18,801
75-84 years	2,236	6,512	8,748
85+ years	815	2,217	3,032
Race	18,320	31,318	49,638
White	9,742	19,311	29,053
Black	3,290	3,123	6,413
American Indian/Alaskan	49	101	150
Other	2,928	6,464	9,392
Unknown	2,311	2,319	4,630
Other race includes Asian, native Hawaiian/Pacific Islander, or other.			
Ethnicity	18,320	31,318	49,638
Hispanic	679	869	1,548
Non-Hispanic	11,612	21,765	33,377
Unknown	6,029	8,684	14,713
Gender	18,320	31,318	49,638
Female	11,074	18,643	29,717
Male	7,238	12,658	19,896
Unknown	8	17	25

COVID-19 doses administered for the past 2 weeks

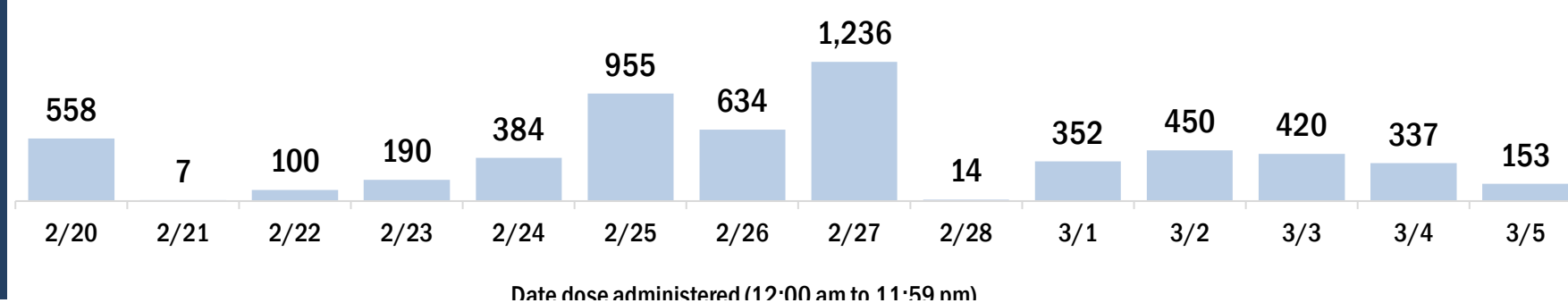


Persons vaccinated for COVID-19 for the past 2 weeks

Number of persons who received their first dose of a two-dose series of the COVID-19 vaccine



Number of persons who completed the COVID-19 vaccine series



COVID-19: Levy County vaccine summary

Vaccination data through Mar 5, 2021 as of Mar 6, 2021 at 12:05 AM

Data in this report are provisional and subject to change.

Data in this summary pertain to COVID-19 vaccines approved by the U.S. Food and Drug Administration and have been issued an Emergency Use Authorization (Janssen COVID-19 Vaccine, Moderna COVID-19 Vaccine and Pfizer-BioNTech COVID-19 Vaccine). These data summarize the number of people who have received either their first dose or have completed the series for a COVID-19 vaccine. **A person can only be counted in one category, first dose or series complete.** For persons receiving Moderna or Pfizer vaccines, once they receive their second dose, they are moved from the first dose column to the series completed column. **Because of this, the total first dose category may show a change from report to report not matching the total receiving their first dose from the previous day.** Persons receiving Johnson & Johnson vaccines will always be counted in the series completed column.

COVID-19 doses for vaccinated persons in Florida

Doses administered 8,674

People receiving one dose of a 1-dose series (Johnson & Johnson) or receiving only one dose of a 2-dose series (Moderna, Pfizer) count once. Persons receiving both doses of a 2-dose series count twice.

Current status of persons vaccinated for COVID-19 in Florida

Total people vaccinated 5,478

First dose 2,282

Series completed 3,196

Completed 1-dose series 0

Completed 2-dose series 3,196

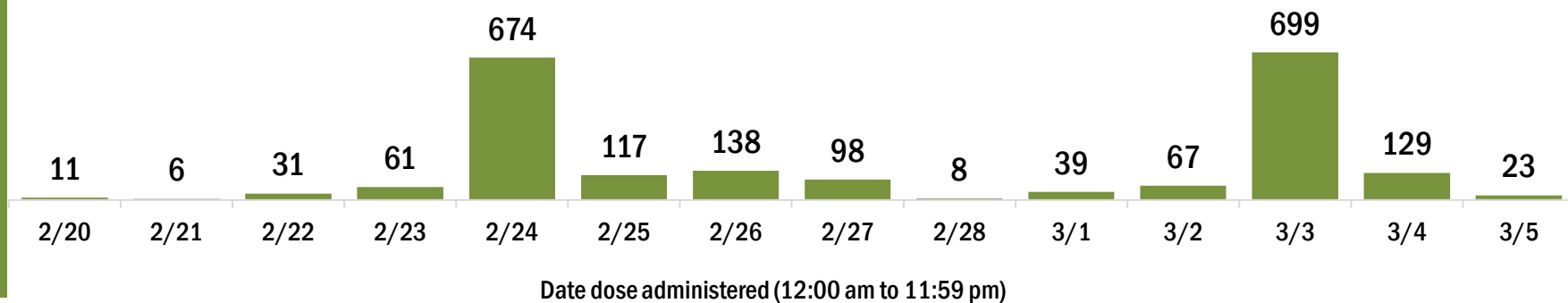
First dose: current number of people who have only received their first dose of the Moderna or Pfizer vaccine.

Series complete: current number of people who have received both Moderna or Pfizer vaccine doses or one Johnson & Johnson dose and are considered fully immunized.

Demographic summary

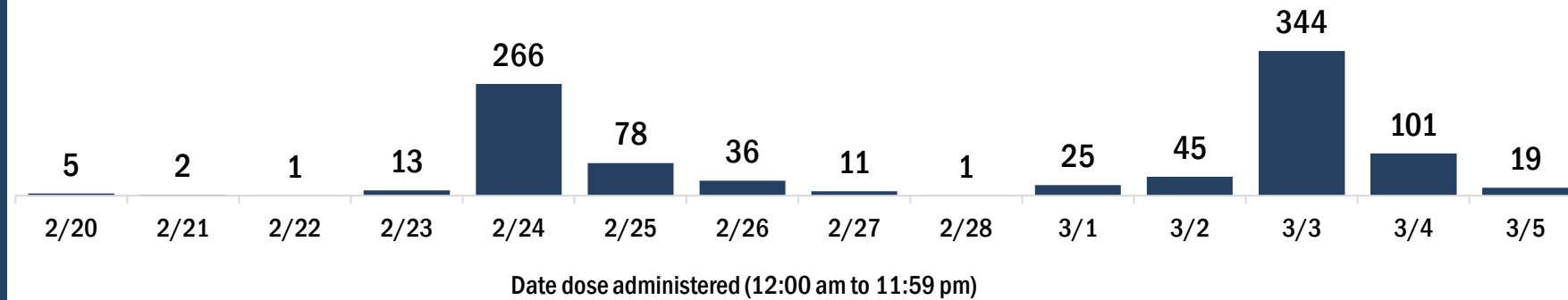
	First dose	Series complete	Total people vaccinated
Age group	2,282	3,196	5,478
16-24 years	18	31	49
25-34 years	20	94	114
35-44 years	39	94	133
45-54 years	66	152	218
55-64 years	177	229	406
65-74 years	1,169	1,571	2,740
75-84 years	622	829	1,451
85+ years	171	196	367
Race	2,282	3,196	5,478
White	1,818	2,523	4,341
Black	143	142	285
American Indian/Alaskan	16	19	35
Other	117	194	311
Unknown	188	318	506
Other race includes Asian, native Hawaiian/Pacific Islander, or other.			
Ethnicity	2,282	3,196	5,478
Hispanic	57	60	117
Non-Hispanic	1,370	2,341	3,711
Unknown	855	795	1,650
Gender	2,282	3,196	5,478
Female	1,267	1,824	3,091
Male	1,014	1,372	2,386
Unknown	1	0	1

COVID-19 doses administered for the past 2 weeks

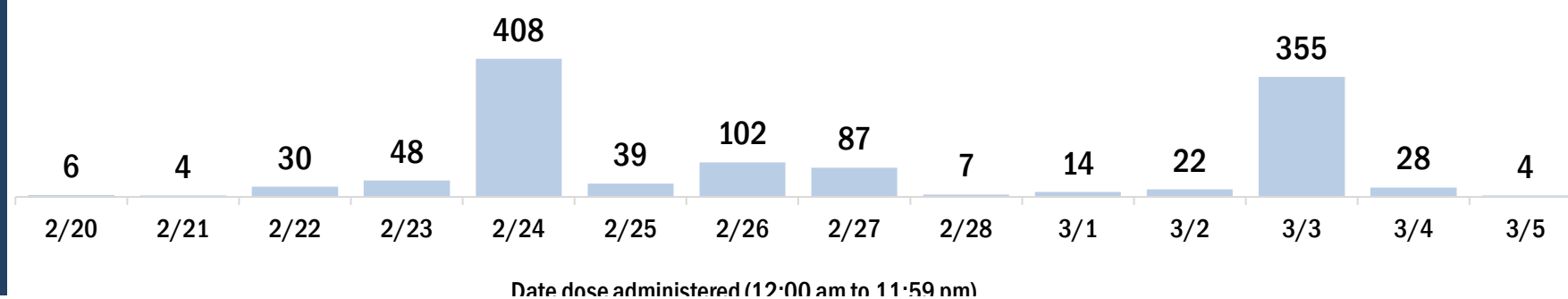


Persons vaccinated for COVID-19 for the past 2 weeks

Number of persons who received their first dose of a two-dose series of the COVID-19 vaccine



Number of persons who completed the COVID-19 vaccine series



COVID-19: Liberty County vaccine summary

Vaccination data through Mar 5, 2021 as of Mar 6, 2021 at 12:05 AM

Data in this report are provisional and subject to change.

Data in this summary pertain to COVID-19 vaccines approved by the U.S. Food and Drug Administration and have been issued an Emergency Use Authorization (Janssen COVID-19 Vaccine, Moderna COVID-19 Vaccine and Pfizer-BioNTech COVID-19 Vaccine). These data summarize the number of people who have received either their first dose or have completed the series for a COVID-19 vaccine. **A person can only be counted in one category, first dose or series complete.** For persons receiving Moderna or Pfizer vaccines, once they receive their second dose, they are moved from the first dose column to the series completed column. **Because of this, the total first dose category may show a change from report to report not matching the total receiving their first dose from the previous day.** Persons receiving Johnson & Johnson vaccines will always be counted in the series completed column.

COVID-19 doses for vaccinated persons in Florida

Doses administered 1,819

People receiving one dose of a 1-dose series (Johnson & Johnson) or receiving only one dose of a 2-dose series (Moderna, Pfizer) count once. Persons receiving both doses of a 2-dose series count twice.

Current status of persons vaccinated for COVID-19 in Florida

Total people vaccinated 1,057

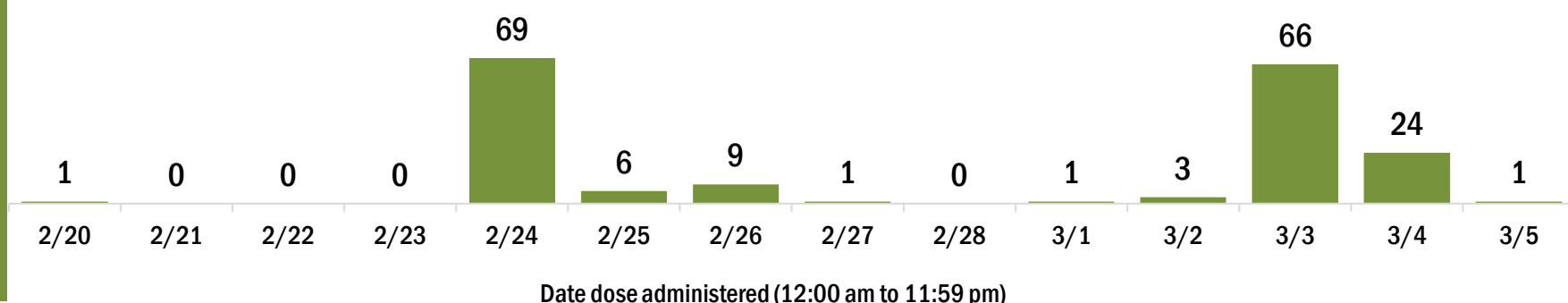
First dose 295
 Series completed 762
 Completed 1-dose series 0
 Completed 2-dose series 762

First dose: current number of people who have only received their first dose of the Moderna or Pfizer vaccine.

Series complete: current number of people who have received both Moderna or Pfizer vaccine doses or one Johnson & Johnson dose and are considered fully immunized.

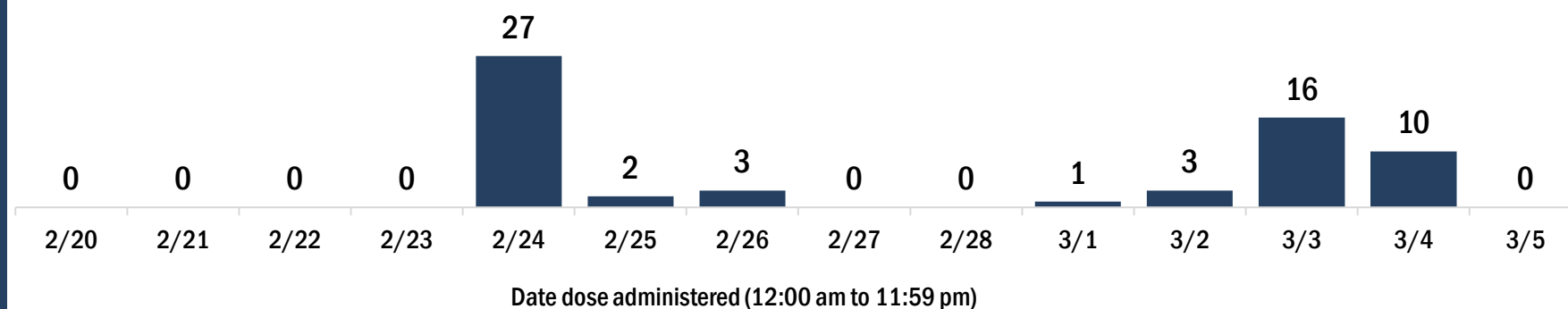
Demographic summary	First dose	Series complete	Total people vaccinated
Age group	295	762	1,057
16-24 years	8	7	15
25-34 years	16	12	28
35-44 years	23	34	57
45-54 years	32	27	59
55-64 years	89	124	213
65-74 years	84	320	404
75-84 years	38	185	223
85+ years	5	53	58
Race	295	762	1,057
White	210	550	760
Black	34	47	81
American Indian/Alaskan	0	6	6
Other	18	85	103
Unknown	33	74	107
Other race includes Asian, native Hawaiian/Pacific Islander, or other.			
Ethnicity	295	762	1,057
Hispanic	1	8	9
Non-Hispanic	157	385	542
Unknown	137	369	506
Gender	295	762	1,057
Female	164	410	574
Male	131	352	483
Unknown	0	0	0

COVID-19 doses administered for the past 2 weeks

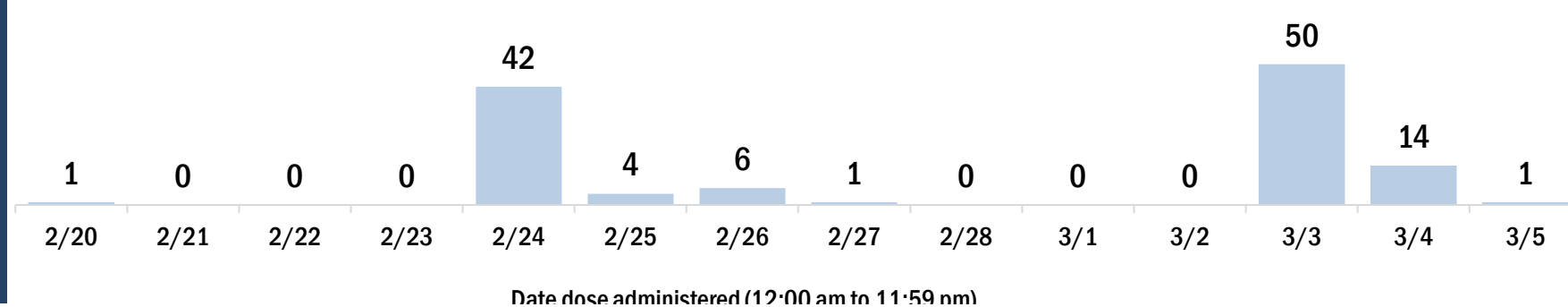


Persons vaccinated for COVID-19 for the past 2 weeks

Number of persons who received their first dose of a two-dose series of the COVID-19 vaccine



Number of persons who completed the COVID-19 vaccine series



COVID-19: Madison County vaccine summary

Vaccination data through Mar 5, 2021 as of Mar 6, 2021 at 12:05 AM

Data in this report are provisional and subject to change.

Data in this summary pertain to COVID-19 vaccines approved by the U.S. Food and Drug Administration and have been issued an Emergency Use Authorization (Janssen COVID-19 Vaccine, Moderna COVID-19 Vaccine and Pfizer-BioNTech COVID-19 Vaccine). These data summarize the number of people who have received either their first dose or have completed the series for a COVID-19 vaccine. **A person can only be counted in one category, first dose or series complete.** For persons receiving Moderna or Pfizer vaccines, once they receive their second dose, they are moved from the first dose column to the series completed column. **Because of this, the total first dose category may show a change from report to report not matching the total receiving their first dose from the previous day.** Persons receiving Johnson & Johnson vaccines will always be counted in the series completed column.

COVID-19 doses for vaccinated persons in Florida

Doses administered 5,133

People receiving one dose of a 1-dose series (Johnson & Johnson) or receiving only one dose of a 2-dose series (Moderna, Pfizer) count once. Persons receiving both doses of a 2-dose series count twice.

Current status of persons vaccinated for COVID-19 in Florida

Total people vaccinated 3,034

First dose 935

Series completed 2,099

Completed 1-dose series 0

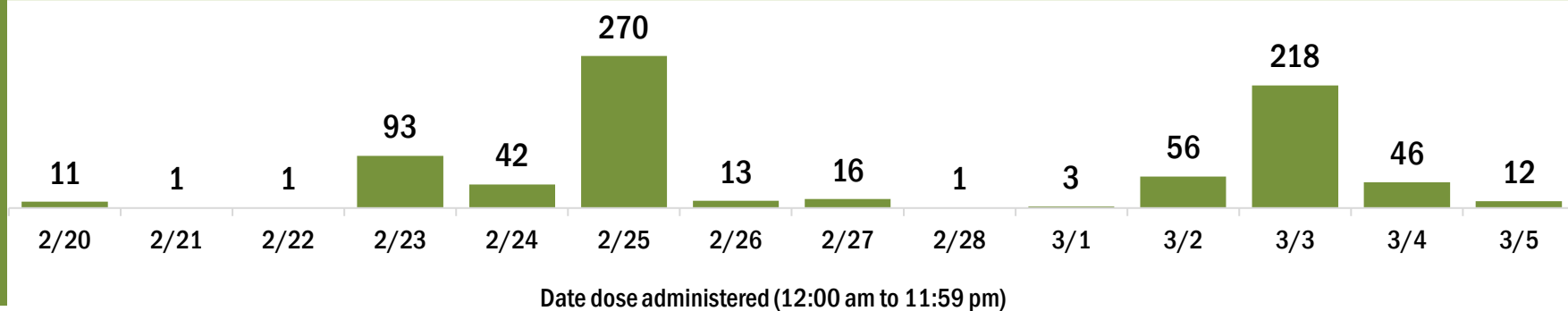
Completed 2-dose series 2,099

First dose: current number of people who have only received their first dose of the Moderna or Pfizer vaccine.

Series complete: current number of people who have received both Moderna or Pfizer vaccine doses or one Johnson & Johnson dose and are considered fully immunized.

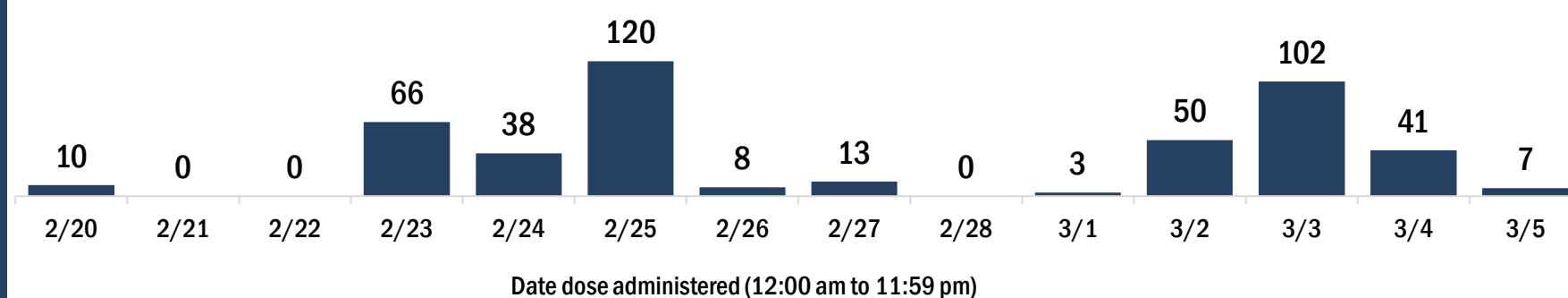
Demographic summary	First dose	Series complete	Total people vaccinated
Age group	935	2,099	3,034
16-24 years	11	9	20
25-34 years	31	34	65
35-44 years	59	49	108
45-54 years	118	66	184
55-64 years	279	145	424
65-74 years	267	1,017	1,284
75-84 years	123	614	737
85+ years	47	165	212
Race	935	2,099	3,034
White	417	1,131	1,548
Black	277	431	708
American Indian/Alaskan	2	5	7
Other	63	214	277
Unknown	176	318	494
Other race includes Asian, native Hawaiian/Pacific Islander, or other.			
Ethnicity	935	2,099	3,034
Hispanic	1	17	18
Non-Hispanic	292	677	969
Unknown	642	1,405	2,047
Gender	935	2,099	3,034
Female	563	1,168	1,731
Male	371	931	1,302
Unknown	1	0	1

COVID-19 doses administered for the past 2 weeks

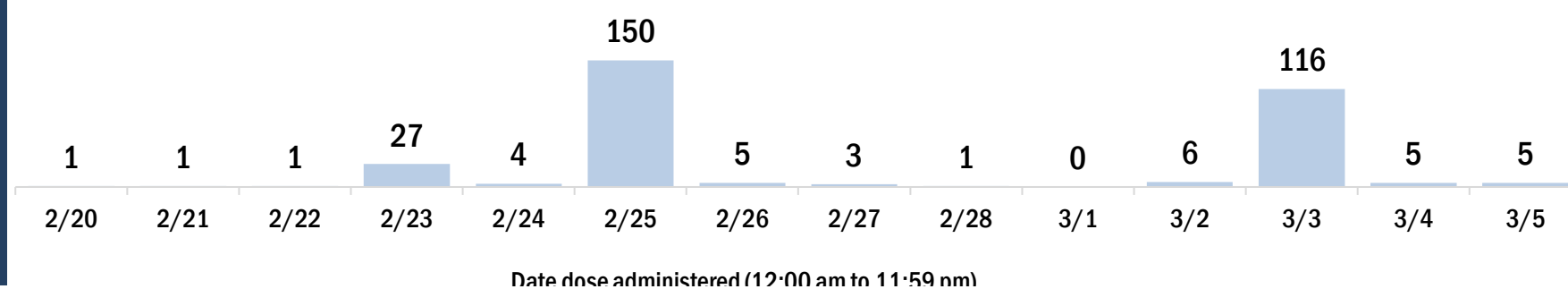


Persons vaccinated for COVID-19 for the past 2 weeks

Number of persons who received their first dose of a two-dose series of the COVID-19 vaccine



Number of persons who completed the COVID-19 vaccine series



COVID-19: Manatee County vaccine summary

Vaccination data through Mar 5, 2021 as of Mar 6, 2021 at 12:05 AM

Data in this report are provisional and subject to change.

Data in this summary pertain to COVID-19 vaccines approved by the U.S. Food and Drug Administration and have been issued an Emergency Use Authorization (Janssen COVID-19 Vaccine, Moderna COVID-19 Vaccine and Pfizer-BioNTech COVID-19 Vaccine). These data summarize the number of people who have received either their first dose or have completed the series for a COVID-19 vaccine. **A person can only be counted in one category, first dose or series complete.** For persons receiving Moderna or Pfizer vaccines, once they receive their second dose, they are moved from the first dose column to the series completed column. **Because of this, the total first dose category may show a change from report to report not matching the total receiving their first dose from the previous day.** Persons receiving Johnson & Johnson vaccines will always be counted in the series completed column.

COVID-19 doses for vaccinated persons in Florida

Doses administered 98,627

People receiving one dose of a 1-dose series (Johnson & Johnson) or receiving only one dose of a 2-dose series (Moderna, Pfizer) count once. Persons receiving both doses of a 2-dose series count twice.

Current status of persons vaccinated for COVID-19 in Florida

Total people vaccinated 70,303

First dose 41,967

Series completed 28,336

Completed 1-dose series 12

Completed 2-dose series 28,324

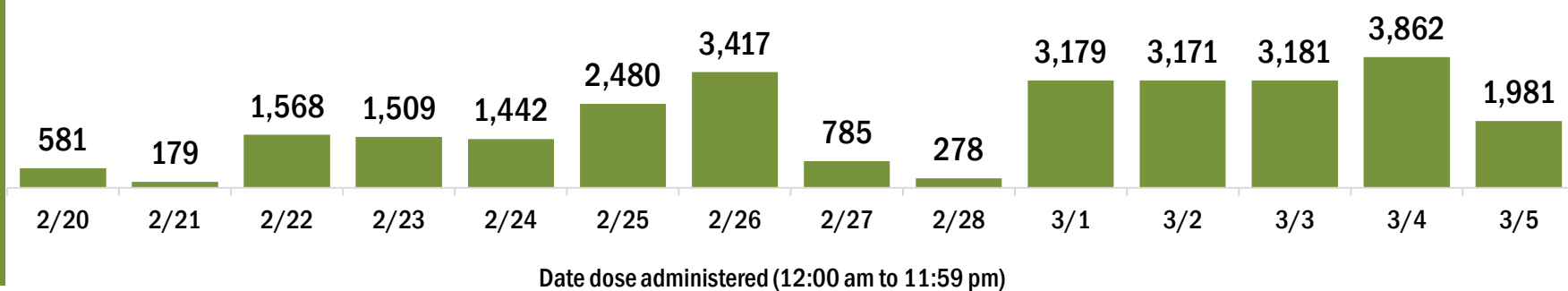
First dose: current number of people who have only received their first dose of the Moderna or Pfizer vaccine.

Series complete: current number of people who have received both Moderna or Pfizer vaccine doses or one Johnson & Johnson dose and are considered fully immunized.

Demographic summary

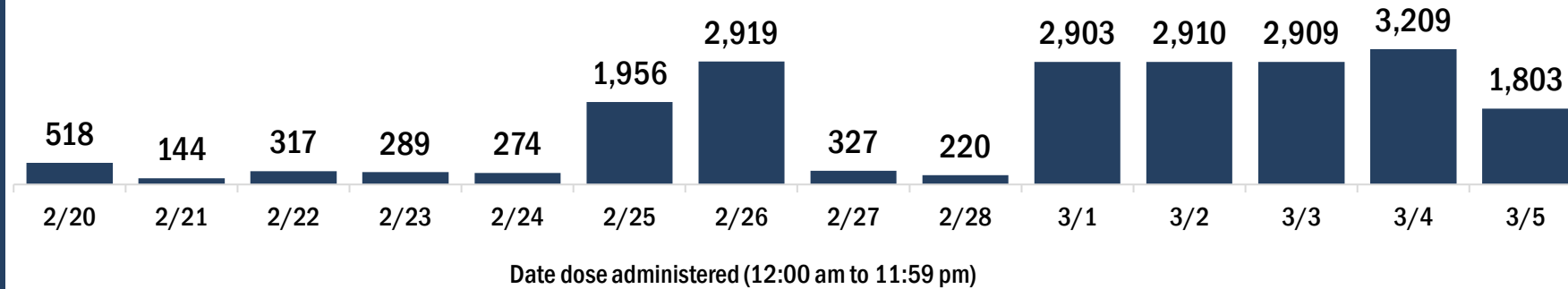
	First dose	Series complete	Total people vaccinated
Age group	41,967	28,336	70,303
16-24 years	210	434	644
25-34 years	531	1,492	2,023
35-44 years	605	1,843	2,448
45-54 years	872	2,249	3,121
55-64 years	1,816	2,864	4,680
65-74 years	21,631	11,274	32,905
75-84 years	12,610	5,894	18,504
85+ years	3,692	2,286	5,978
Race	41,967	28,336	70,303
White	32,054	21,041	53,095
Black	809	596	1,405
American Indian/Alaskan	201	112	313
Other	2,374	3,695	6,069
Unknown	6,529	2,892	9,421
Other race includes Asian, native Hawaiian/Pacific Islander, or other.			
Ethnicity	41,967	28,336	70,303
Hispanic	1,066	842	1,908
Non-Hispanic	21,848	17,948	39,796
Unknown	19,053	9,546	28,599
Gender	41,967	28,336	70,303
Female	23,204	16,600	39,804
Male	18,697	11,707	30,404
Unknown	66	29	95

COVID-19 doses administered for the past 2 weeks

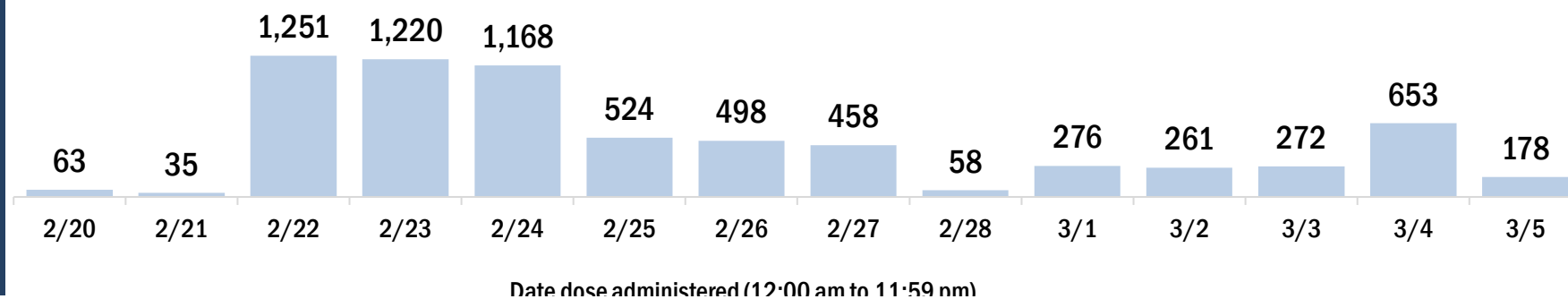


Persons vaccinated for COVID-19 for the past 2 weeks

Number of persons who received their first dose of a two-dose series of the COVID-19 vaccine



Number of persons who completed the COVID-19 vaccine series



COVID-19: Marion County vaccine summary

Vaccination data through Mar 5, 2021 as of Mar 6, 2021 at 12:05 AM

Data in this report are provisional and subject to change.

Data in this summary pertain to COVID-19 vaccines approved by the U.S. Food and Drug Administration and have been issued an Emergency Use Authorization (Janssen COVID-19 Vaccine, Moderna COVID-19 Vaccine and Pfizer-BioNTech COVID-19 Vaccine). These data summarize the number of people who have received either their first dose or have completed the series for a COVID-19 vaccine. **A person can only be counted in one category, first dose or series complete.** For persons receiving Moderna or Pfizer vaccines, once they receive their second dose, they are moved from the first dose column to the series completed column. **Because of this, the total first dose category may show a change from report to report not matching the total receiving their first dose from the previous day.** Persons receiving Johnson & Johnson vaccines will always be counted in the series completed column.

COVID-19 doses for vaccinated persons in Florida

Doses administered 91,275

People receiving one dose of a 1-dose series (Johnson & Johnson) or receiving only one dose of a 2-dose series (Moderna, Pfizer) count once. Persons receiving both doses of a 2-dose series count twice.

Current status of persons vaccinated for COVID-19 in Florida

Total people vaccinated 58,742

First dose 26,204

Series completed 32,538

Completed 1-dose series 5

Completed 2-dose series 32,533

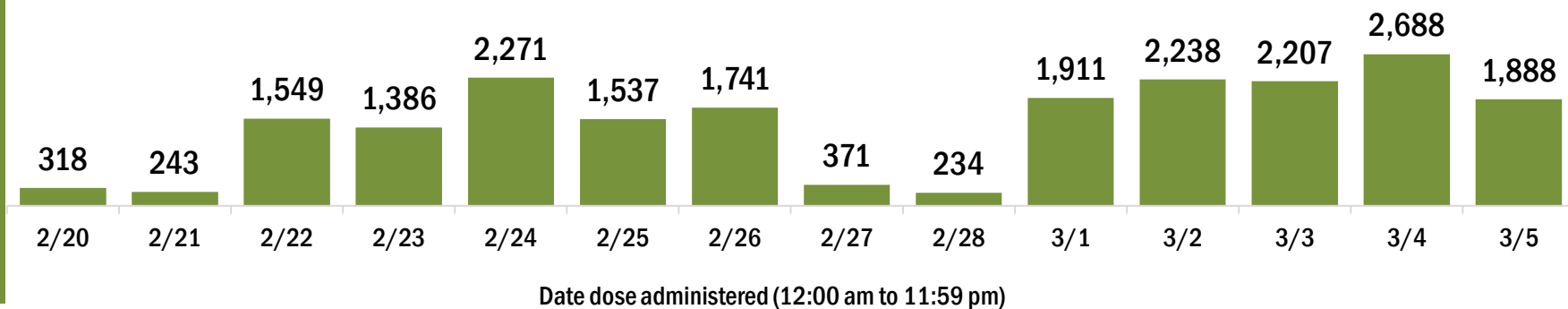
First dose: current number of people who have only received their first dose of the Moderna or Pfizer vaccine.

Series complete: current number of people who have received both Moderna or Pfizer vaccine doses or one Johnson & Johnson dose and are considered fully immunized.

Demographic summary

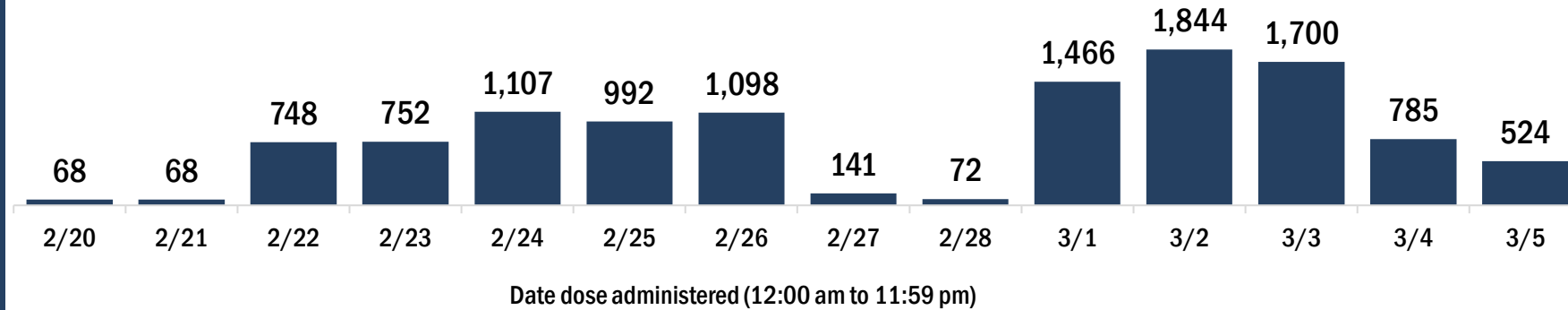
	First dose	Series complete	Total people vaccinated
Age group	26,204	32,538	58,742
16-24 years	218	361	579
25-34 years	463	1,032	1,495
35-44 years	604	1,425	2,029
45-54 years	1,042	1,907	2,949
55-64 years	2,075	2,500	4,575
65-74 years	11,448	13,594	25,042
75-84 years	7,981	9,151	17,132
85+ years	2,373	2,568	4,941
Race	26,204	32,538	58,742
White	17,283	22,903	40,186
Black	1,275	1,296	2,571
American Indian/Alaskan	72	129	201
Other	1,938	4,236	6,174
Unknown	5,636	3,974	9,610
Other race includes Asian, native Hawaiian/Pacific Islander, or other.			
Ethnicity	26,204	32,538	58,742
Hispanic	1,013	1,111	2,124
Non-Hispanic	13,500	20,891	34,391
Unknown	11,691	10,536	22,227
Gender	26,204	32,538	58,742
Female	15,022	18,746	33,768
Male	11,150	13,781	24,931
Unknown	32	11	43

COVID-19 doses administered for the past 2 weeks

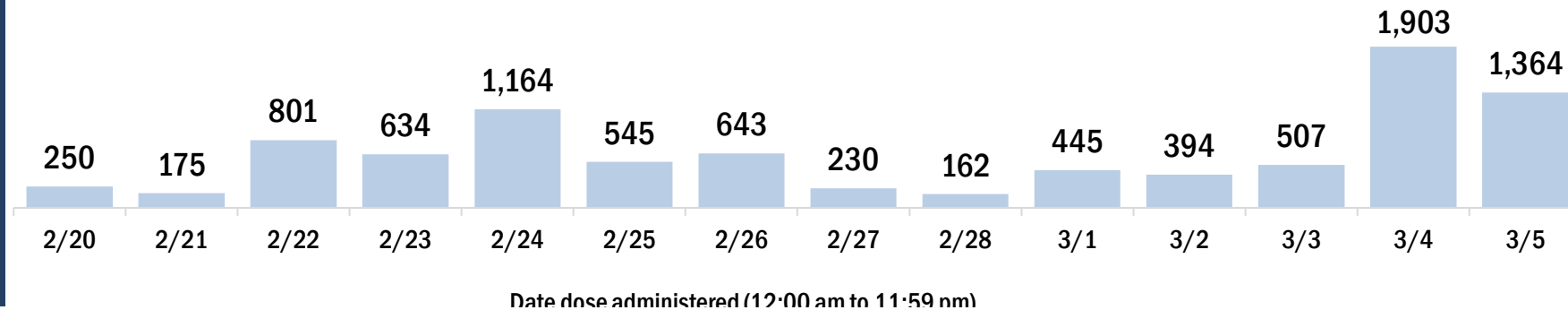


Persons vaccinated for COVID-19 for the past 2 weeks

Number of persons who received their first dose of a two-dose series of the COVID-19 vaccine



Number of persons who completed the COVID-19 vaccine series



COVID-19: Martin County vaccine summary

Vaccination data through Mar 5, 2021 as of Mar 6, 2021 at 12:05 AM

Data in this report are provisional and subject to change.

Data in this summary pertain to COVID-19 vaccines approved by the U.S. Food and Drug Administration and have been issued an Emergency Use Authorization (Janssen COVID-19 Vaccine, Moderna COVID-19 Vaccine and Pfizer-BioNTech COVID-19 Vaccine). These data summarize the number of people who have received either their first dose or have completed the series for a COVID-19 vaccine. **A person can only be counted in one category, first dose or series complete.** For persons receiving Moderna or Pfizer vaccines, once they receive their second dose, they are moved from the first dose column to the series completed column. **Because of this, the total first dose category may show a change from report to report not matching the total receiving their first dose from the previous day.** Persons receiving Johnson & Johnson vaccines will always be counted in the series completed column.

COVID-19 doses for vaccinated persons in Florida

Doses administered 59,723

People receiving one dose of a 1-dose series (Johnson & Johnson) or receiving only one dose of a 2-dose series (Moderna, Pfizer) count once. Persons receiving both doses of a 2-dose series count twice.

Current status of persons vaccinated for COVID-19 in Florida

Total people vaccinated 38,228

First dose 16,732

Series completed 21,496

Completed 1-dose series 1

Completed 2-dose series 21,495

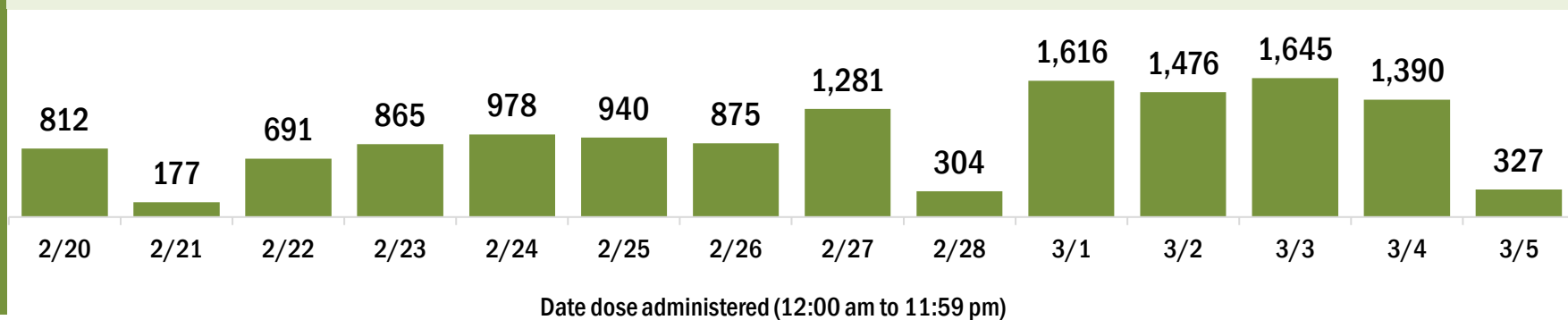
First dose: current number of people who have only received their first dose of the Moderna or Pfizer vaccine.

Series complete: current number of people who have received both Moderna or Pfizer vaccine doses or one Johnson & Johnson dose and are considered fully immunized.

Demographic summary

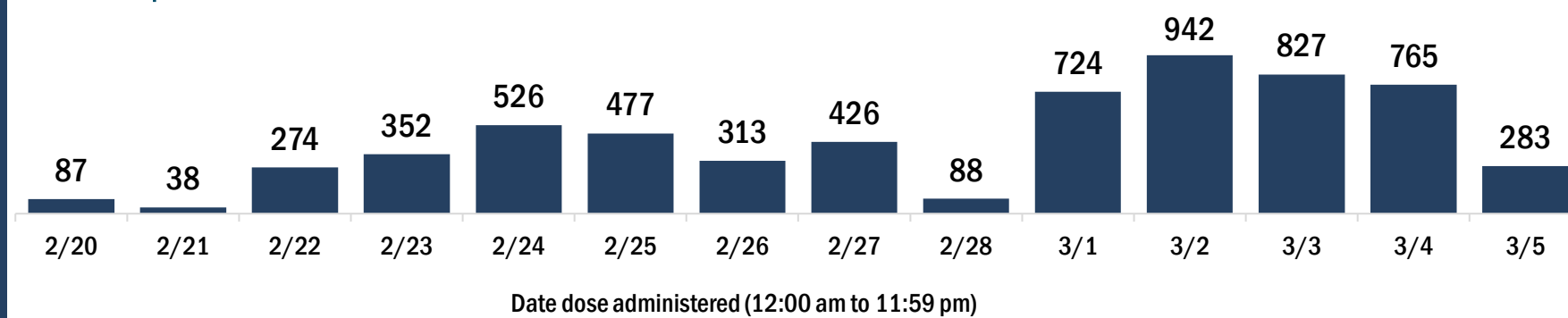
	First dose	Series complete	Total people vaccinated
Age group	16,732	21,496	38,228
16-24 years	72	116	188
25-34 years	199	379	578
35-44 years	231	653	884
45-54 years	378	793	1,171
55-64 years	1,143	1,572	2,715
65-74 years	7,250	9,050	16,300
75-84 years	5,376	6,375	11,751
85+ years	2,083	2,558	4,641
Race	16,732	21,496	38,228
White	10,484	14,074	24,558
Black	298	276	574
American Indian/Alaskan	48	30	78
Other	943	2,171	3,114
Unknown	4,959	4,945	9,904
Other race includes Asian, native Hawaiian/Pacific Islander, or other.			
Ethnicity	16,732	21,496	38,228
Hispanic	294	340	634
Non-Hispanic	5,440	6,241	11,681
Unknown	10,998	14,915	25,913
Gender	16,732	21,496	38,228
Female	9,494	12,241	21,735
Male	7,208	9,255	16,463
Unknown	30	0	30

COVID-19 doses administered for the past 2 weeks

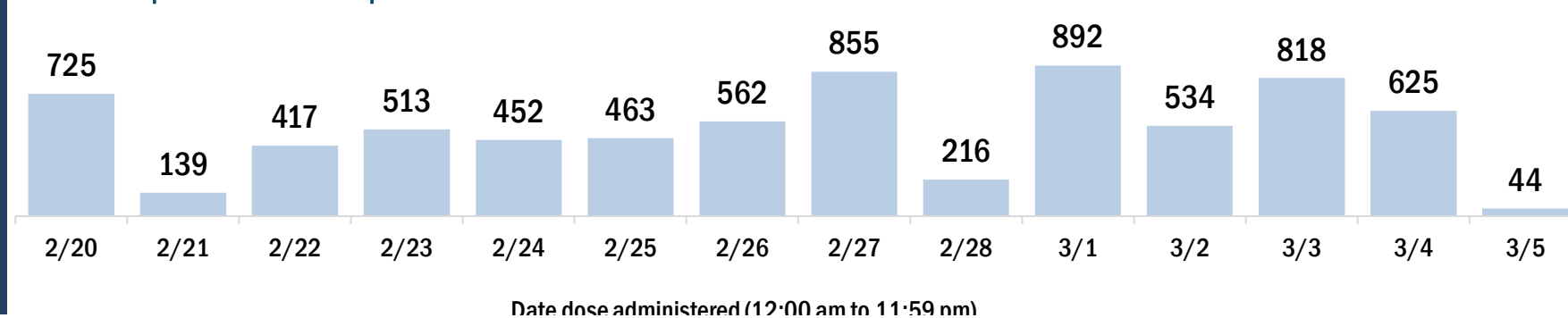


Persons vaccinated for COVID-19 for the past 2 weeks

Number of persons who received their first dose of a two-dose series of the COVID-19 vaccine



Number of persons who completed the COVID-19 vaccine series



COVID-19: Monroe County vaccine summary

Vaccination data through Mar 5, 2021 as of Mar 6, 2021 at 12:05 AM

Data in this report are provisional and subject to change.

Data in this summary pertain to COVID-19 vaccines approved by the U.S. Food and Drug Administration and have been issued an Emergency Use Authorization (Janssen COVID-19 Vaccine, Moderna COVID-19 Vaccine and Pfizer-BioNTech COVID-19 Vaccine). These data summarize the number of people who have received either their first dose or have completed the series for a COVID-19 vaccine. **A person can only be counted in one category, first dose or series complete.** For persons receiving Moderna or Pfizer vaccines, once they receive their second dose, they are moved from the first dose column to the series completed column. **Because of this, the total first dose category may show a change from report to report not matching the total receiving their first dose from the previous day.** Persons receiving Johnson & Johnson vaccines will always be counted in the series completed column.

COVID-19 doses for vaccinated persons in Florida

Doses administered **20,707**

People receiving one dose of a 1-dose series (Johnson & Johnson) or receiving only one dose of a 2-dose series (Moderna, Pfizer) count once. Persons receiving both doses of a 2-dose series count twice.

Current status of persons vaccinated for COVID-19 in Florida

Total people vaccinated **13,168**

First dose **5,603**

Series completed **7,565**

Completed 1-dose series **26**

Completed 2-dose series **7,539**

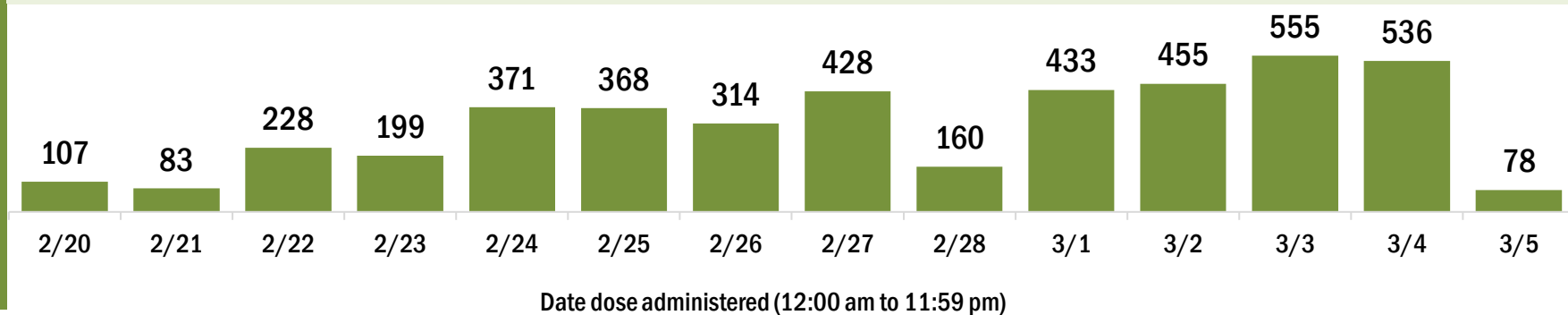
First dose: current number of people who have only received their first dose of the Moderna or Pfizer vaccine.

Series complete: current number of people who have received both Moderna or Pfizer vaccine doses or one Johnson & Johnson dose and are considered fully immunized.

Demographic summary

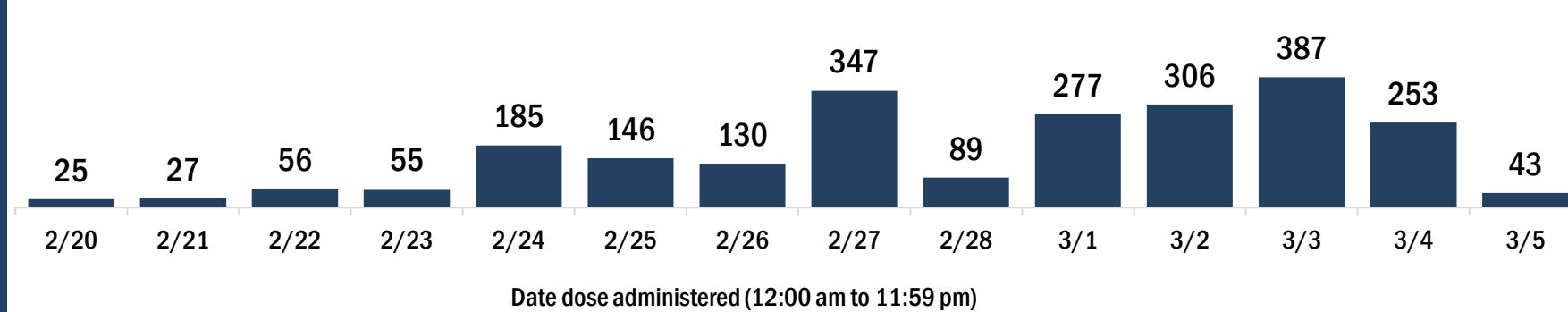
	First dose	Series complete	Total people vaccinated
Age group	5,603	7,565	13,168
16-24 years	44	48	92
25-34 years	98	199	297
35-44 years	142	335	477
45-54 years	245	482	727
55-64 years	595	760	1,355
65-74 years	3,017	3,464	6,481
75-84 years	1,221	1,799	3,020
85+ years	241	478	719
Race	5,603	7,565	13,168
White	3,568	5,805	9,373
Black	156	120	276
American Indian/Alaskan	28	20	48
Other	237	497	734
Unknown	1,614	1,123	2,737
Other race includes Asian, native Hawaiian/Pacific Islander, or other.			
Ethnicity	5,603	7,565	13,168
Hispanic	386	465	851
Non-Hispanic	2,560	4,780	7,340
Unknown	2,657	2,320	4,977
Gender	5,603	7,565	13,168
Female	2,917	3,979	6,896
Male	2,670	3,586	6,256
Unknown	16	0	16

COVID-19 doses administered for the past 2 weeks

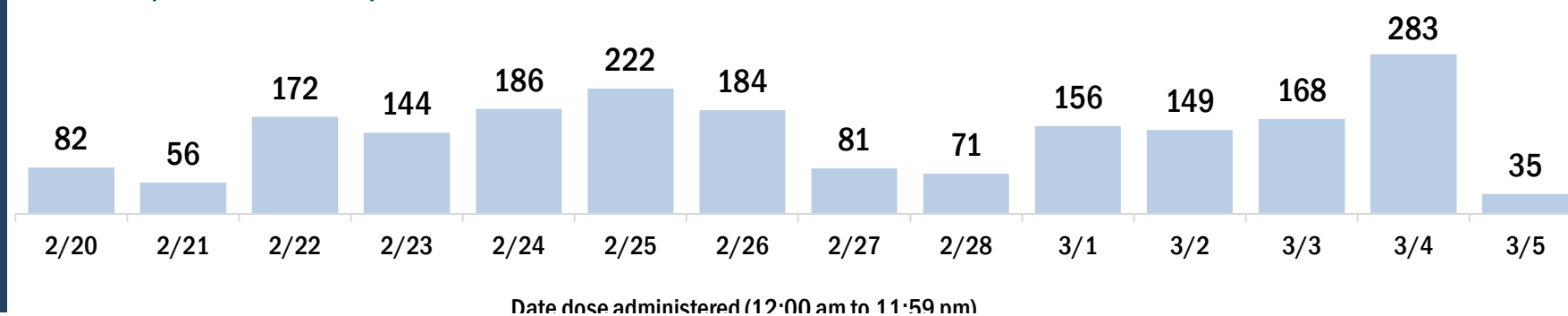


Persons vaccinated for COVID-19 for the past 2 weeks

Number of persons who received their first dose of a two-dose series of the COVID-19 vaccine



Number of persons who completed the COVID-19 vaccine series



COVID-19: Nassau County vaccine summary

Vaccination data through Mar 5, 2021 as of Mar 6, 2021 at 12:05 AM

Data in this report are provisional and subject to change.

Data in this summary pertain to COVID-19 vaccines approved by the U.S. Food and Drug Administration and have been issued an Emergency Use Authorization (Janssen COVID-19 Vaccine, Moderna COVID-19 Vaccine and Pfizer-BioNTech COVID-19 Vaccine). These data summarize the number of people who have received either their first dose or have completed the series for a COVID-19 vaccine. **A person can only be counted in one category, first dose or series complete.** For persons receiving Moderna or Pfizer vaccines, once they receive their second dose, they are moved from the first dose column to the series completed column. **Because of this, the total first dose category may show a change from report to report not matching the total receiving their first dose from the previous day.** Persons receiving Johnson & Johnson vaccines will always be counted in the series completed column.

COVID-19 doses for vaccinated persons in Florida

Doses administered 30,132

People receiving one dose of a 1-dose series (Johnson & Johnson) or receiving only one dose of a 2-dose series (Moderna, Pfizer) count once. Persons receiving both doses of a 2-dose series count twice.

Current status of persons vaccinated for COVID-19 in Florida

Total people vaccinated 18,474

First dose 6,816

Series completed 11,658

Completed 1-dose series 0

Completed 2-dose series 11,658

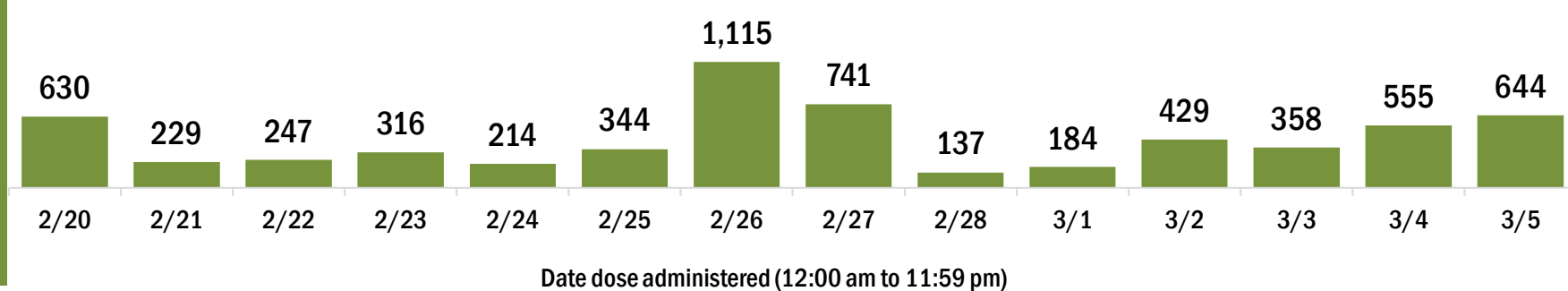
First dose: current number of people who have only received their first dose of the Moderna or Pfizer vaccine.

Series complete: current number of people who have received both Moderna or Pfizer vaccine doses or one Johnson & Johnson dose and are considered fully immunized.

Demographic summary

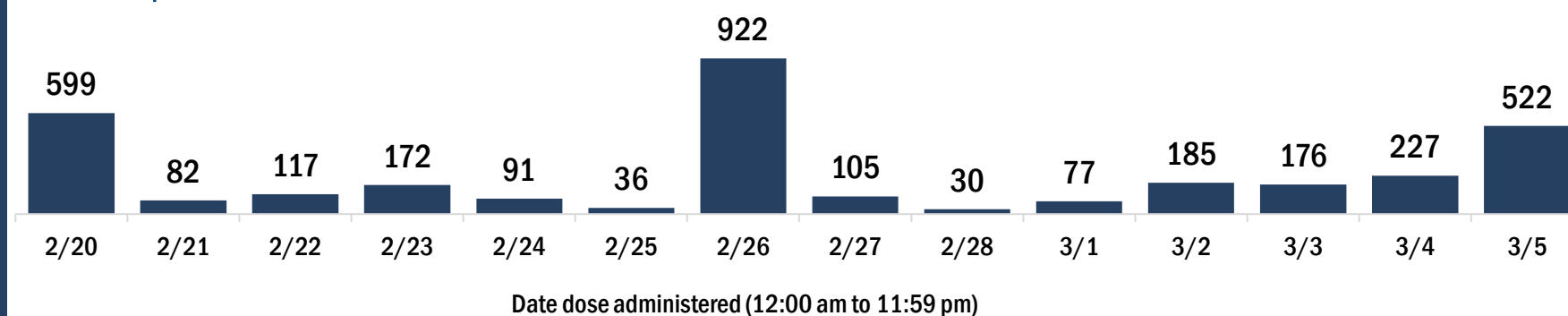
	First dose	Series complete	Total people vaccinated
Age group	6,816	11,658	18,474
16-24 years	62	113	175
25-34 years	90	291	381
35-44 years	196	467	663
45-54 years	355	517	872
55-64 years	810	883	1,693
65-74 years	3,363	5,528	8,891
75-84 years	1,551	2,952	4,503
85+ years	389	907	1,296
Race	6,816	11,658	18,474
White	5,291	9,164	14,455
Black	273	467	740
American Indian/Alaskan	25	24	49
Other	338	733	1,071
Unknown	889	1,270	2,159
Other race includes Asian, native Hawaiian/Pacific Islander, or other.			
Ethnicity	6,816	11,658	18,474
Hispanic	130	112	242
Non-Hispanic	4,378	8,446	12,824
Unknown	2,308	3,100	5,408
Gender	6,816	11,658	18,474
Female	3,818	6,541	10,359
Male	2,994	5,117	8,111
Unknown	4	0	4

COVID-19 doses administered for the past 2 weeks

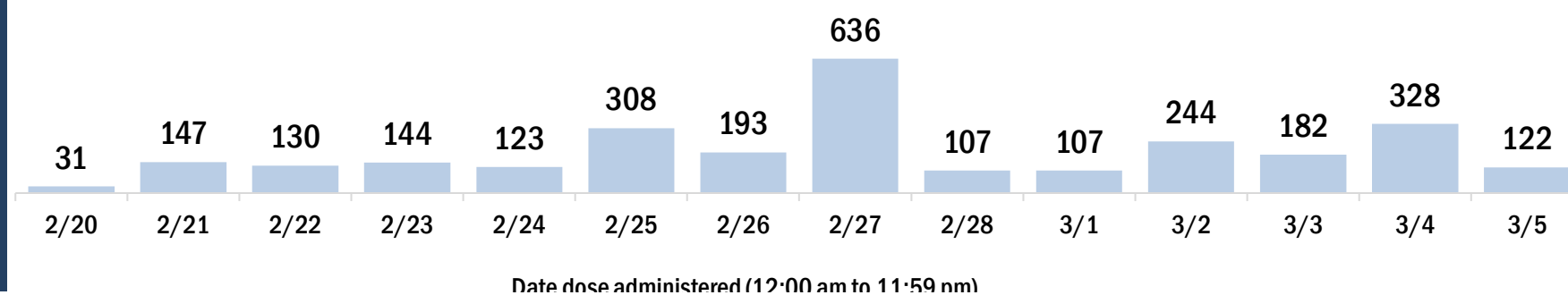


Persons vaccinated for COVID-19 for the past 2 weeks

Number of persons who received their first dose of a two-dose series of the COVID-19 vaccine



Number of persons who completed the COVID-19 vaccine series



COVID-19: Okaloosa County vaccine summary

Vaccination data through Mar 5, 2021 as of Mar 6, 2021 at 12:05 AM

Data in this report are provisional and subject to change.

Data in this summary pertain to COVID-19 vaccines approved by the U.S. Food and Drug Administration and have been issued an Emergency Use Authorization (Janssen COVID-19 Vaccine, Moderna COVID-19 Vaccine and Pfizer-BioNTech COVID-19 Vaccine). These data summarize the number of people who have received either their first dose or have completed the series for a COVID-19 vaccine. **A person can only be counted in one category, first dose or series complete.** For persons receiving Moderna or Pfizer vaccines, once they receive their second dose, they are moved from the first dose column to the series completed column. **Because of this, the total first dose category may show a change from report to report not matching the total receiving their first dose from the previous day.** Persons receiving Johnson & Johnson vaccines will always be counted in the series completed column.

COVID-19 doses for vaccinated persons in Florida

Doses administered 45,981

People receiving one dose of a 1-dose series (Johnson & Johnson) or receiving only one dose of a 2-dose series (Moderna, Pfizer) count once. Persons receiving both doses of a 2-dose series count twice.

Current status of persons vaccinated for COVID-19 in Florida

Total people vaccinated 28,401

First dose 10,759

Series completed 17,642

Completed 1-dose series 62

Completed 2-dose series 17,580

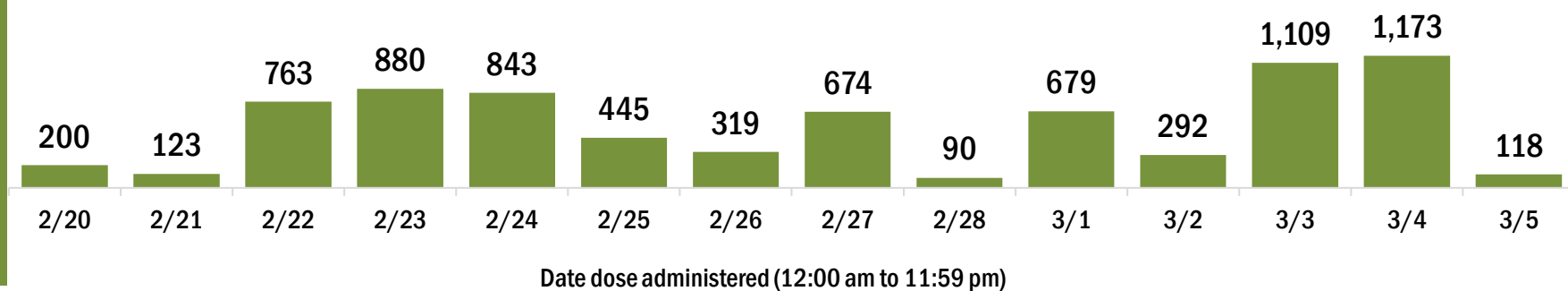
First dose: current number of people who have only received their first dose of the Moderna or Pfizer vaccine.

Series complete: current number of people who have received both Moderna or Pfizer vaccine doses or one Johnson & Johnson dose and are considered fully immunized.

Demographic summary

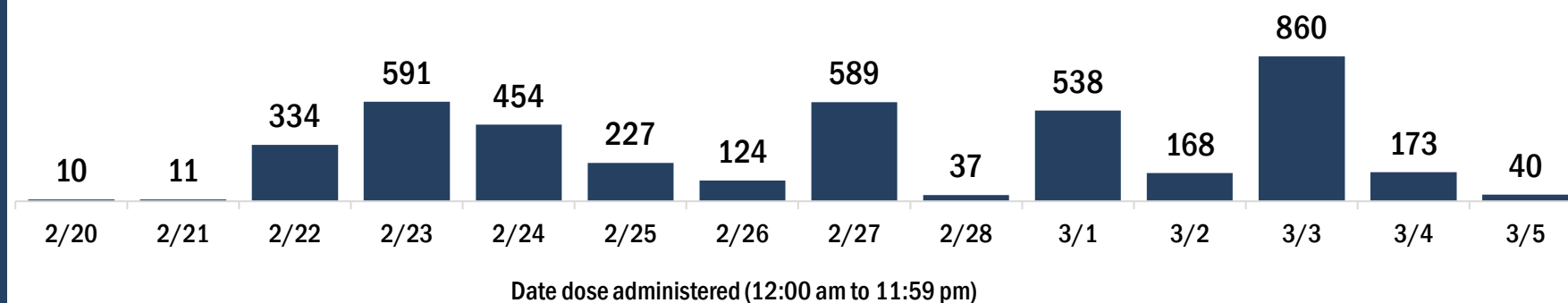
	First dose	Series complete	Total people vaccinated
Age group	10,759	17,642	28,401
16-24 years	126	173	299
25-34 years	389	661	1,050
35-44 years	467	839	1,306
45-54 years	553	1,020	1,573
55-64 years	1,208	1,563	2,771
65-74 years	4,689	7,139	11,828
75-84 years	2,464	4,494	6,958
85+ years	863	1,753	2,616
Race	10,759	17,642	28,401
White	6,872	12,322	19,194
Black	596	483	1,079
American Indian/Alaskan	49	45	94
Other	767	1,838	2,605
Unknown	2,475	2,954	5,429
Other race includes Asian, native Hawaiian/Pacific Islander, or other.			
Ethnicity	10,759	17,642	28,401
Hispanic	216	286	502
Non-Hispanic	5,844	9,149	14,993
Unknown	4,699	8,207	12,906
Gender	10,759	17,642	28,401
Female	6,080	10,331	16,411
Male	4,558	7,308	11,866
Unknown	121	3	124

COVID-19 doses administered for the past 2 weeks

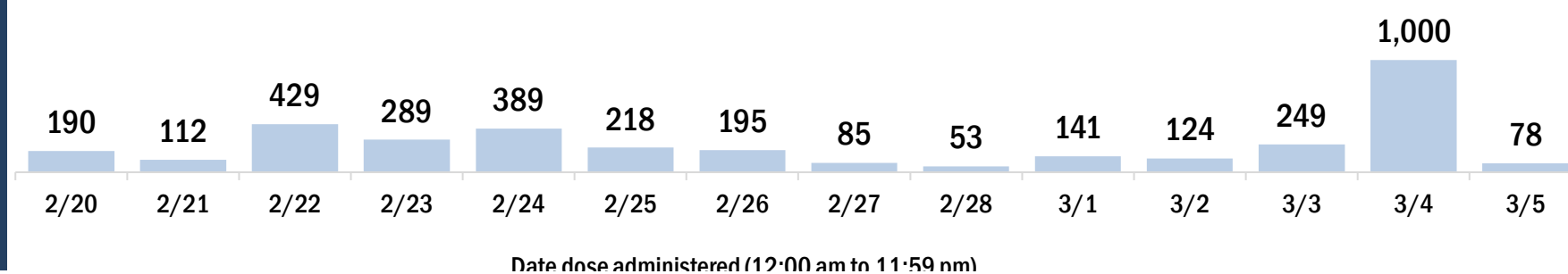


Persons vaccinated for COVID-19 for the past 2 weeks

Number of persons who received their first dose of a two-dose series of the COVID-19 vaccine



Number of persons who completed the COVID-19 vaccine series



COVID-19: Okeechobee County vaccine summary

Vaccination data through Mar 5, 2021 as of Mar 6, 2021 at 12:05 AM

Data in this report are provisional and subject to change.

Data in this summary pertain to COVID-19 vaccines approved by the U.S. Food and Drug Administration and have been issued an Emergency Use Authorization (Janssen COVID-19 Vaccine, Moderna COVID-19 Vaccine and Pfizer-BioNTech COVID-19 Vaccine). These data summarize the number of people who have received either their first dose or have completed the series for a COVID-19 vaccine. **A person can only be counted in one category, first dose or series complete.** For persons receiving Moderna or Pfizer vaccines, once they receive their second dose, they are moved from the first dose column to the series completed column. **Because of this, the total first dose category may show a change from report to report not matching the total receiving their first dose from the previous day.** Persons receiving Johnson & Johnson vaccines will always be counted in the series completed column.

COVID-19 doses for vaccinated persons in Florida

Doses administered 8,577

People receiving one dose of a 1-dose series (Johnson & Johnson) or receiving only one dose of a 2-dose series (Moderna, Pfizer) count once. Persons receiving both doses of a 2-dose series count twice.

Current status of persons vaccinated for COVID-19 in Florida

Total people vaccinated 5,368

First dose 2,159

Series completed 3,209

Completed 1-dose series 0

Completed 2-dose series 3,209

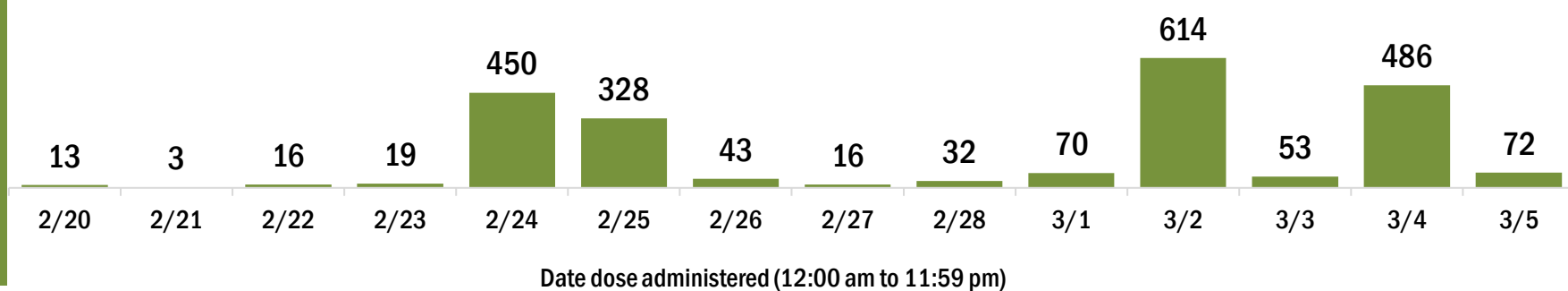
First dose: current number of people who have only received their first dose of the Moderna or Pfizer vaccine.

Series complete: current number of people who have received both Moderna or Pfizer vaccine doses or one Johnson & Johnson dose and are considered fully immunized.

Demographic summary

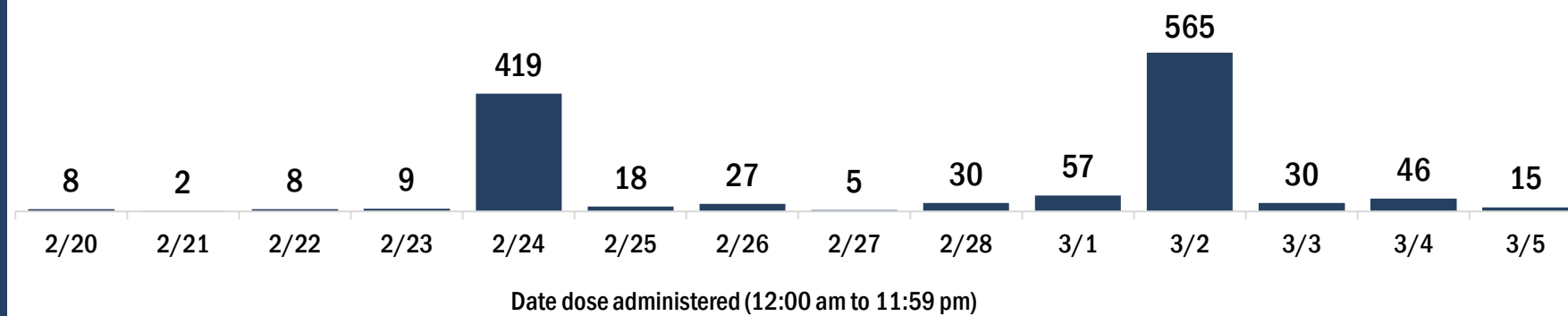
	First dose	Series complete	Total people vaccinated
Age group	2,159	3,209	5,368
16-24 years	10	29	39
25-34 years	35	95	130
35-44 years	46	108	154
45-54 years	50	113	163
55-64 years	101	161	262
65-74 years	1,064	1,381	2,445
75-84 years	682	1,034	1,716
85+ years	171	288	459
Race	2,159	3,209	5,368
White	1,742	2,588	4,330
Black	35	49	84
American Indian/Alaskan	9	20	29
Other	105	416	521
Unknown	268	136	404
Other race includes Asian, native Hawaiian/Pacific Islander, or other.			
Ethnicity	2,159	3,209	5,368
Hispanic	84	165	249
Non-Hispanic	1,434	2,537	3,971
Unknown	641	507	1,148
Gender	2,159	3,209	5,368
Female	1,170	1,798	2,968
Male	989	1,411	2,400
Unknown	0	0	0

COVID-19 doses administered for the past 2 weeks

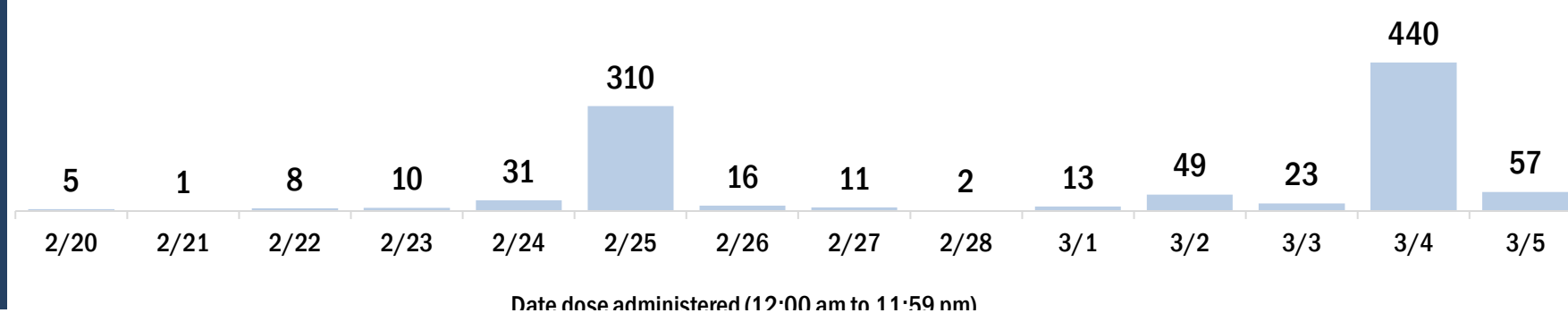


Persons vaccinated for COVID-19 for the past 2 weeks

Number of persons who received their first dose of a two-dose series of the COVID-19 vaccine



Number of persons who completed the COVID-19 vaccine series



COVID-19: Orange County vaccine summary

Vaccination data through Mar 5, 2021 as of Mar 6, 2021 at 12:05 AM

Data in this report are provisional and subject to change.

Data in this summary pertain to COVID-19 vaccines approved by the U.S. Food and Drug Administration and have been issued an Emergency Use Authorization (Janssen COVID-19 Vaccine, Moderna COVID-19 Vaccine and Pfizer-BioNTech COVID-19 Vaccine). These data summarize the number of people who have received either their first dose or have completed the series for a COVID-19 vaccine. **A person can only be counted in one category, first dose or series complete.** For persons receiving Moderna or Pfizer vaccines, once they receive their second dose, they are moved from the first dose column to the series completed column. **Because of this, the total first dose category may show a change from report to report not matching the total receiving their first dose from the previous day.** Persons receiving Johnson & Johnson vaccines will always be counted in the series completed column.

COVID-19 doses for vaccinated persons in Florida

Doses administered 238,005

People receiving one dose of a 1-dose series (Johnson & Johnson) or receiving only one dose of a 2-dose series (Moderna, Pfizer) count once. Persons receiving both doses of a 2-dose series count twice.

Current status of persons vaccinated for COVID-19 in Florida

Total people vaccinated 151,324

First dose 64,265

Series completed 87,059

Completed 1-dose series 378

Completed 2-dose series 86,681

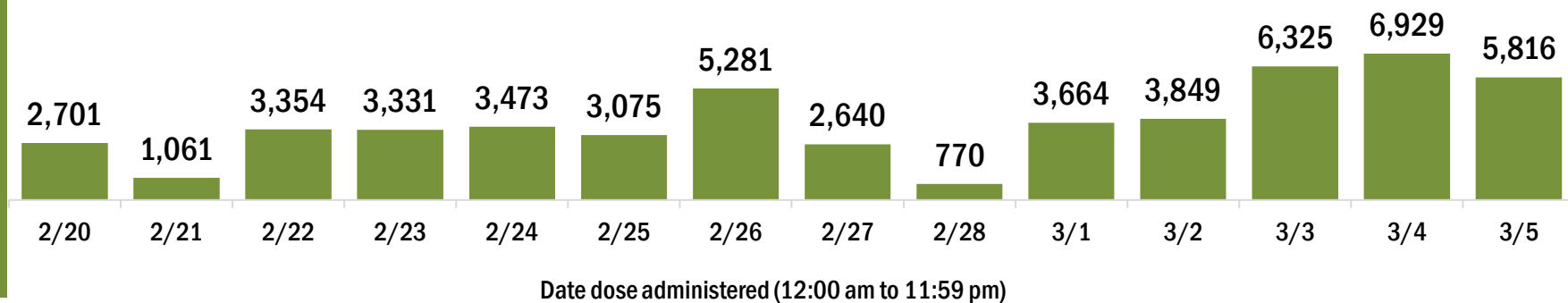
First dose: current number of people who have only received their first dose of the Moderna or Pfizer vaccine.

Series complete: current number of people who have received both Moderna or Pfizer vaccine doses or one Johnson & Johnson dose and are considered fully immunized.

Demographic summary

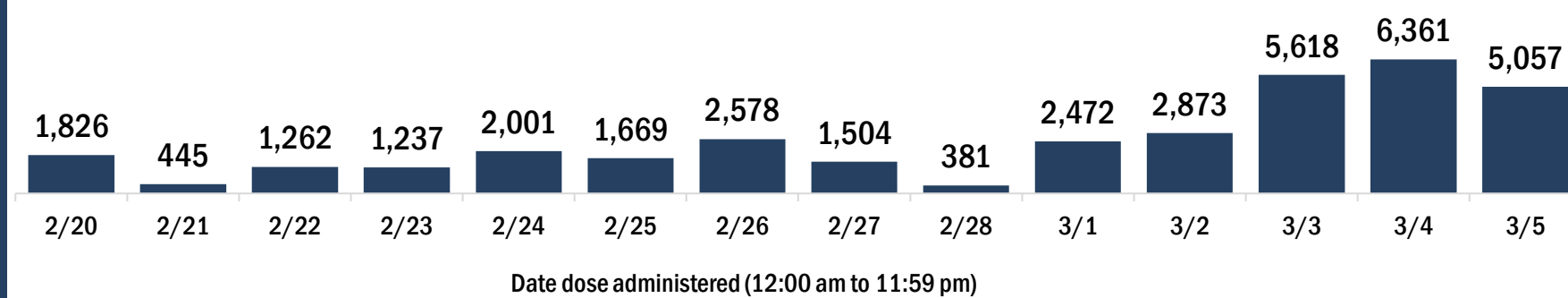
	First dose	Series complete	Total people vaccinated
Age group	64,265	87,059	151,324
16-24 years	1,516	1,765	3,281
25-34 years	4,060	6,200	10,260
35-44 years	5,267	7,192	12,459
45-54 years	6,395	6,822	13,217
55-64 years	8,288	7,086	15,374
65-74 years	22,404	35,227	57,631
75-84 years	11,140	16,358	27,498
85+ years	5,195	6,409	11,604
Race	64,265	87,059	151,324
White	33,340	53,842	87,182
Black	5,940	6,417	12,357
American Indian/Alaskan	264	262	526
Other	11,429	20,315	31,744
Unknown	13,292	6,223	19,515
Other race includes Asian, native Hawaiian/Pacific Islander, or other.			
Ethnicity	64,265	87,059	151,324
Hispanic	7,761	9,720	17,481
Non-Hispanic	23,956	43,447	67,403
Unknown	32,548	33,892	66,440
Gender	64,265	87,059	151,324
Female	37,362	51,201	88,563
Male	24,864	35,219	60,083
Unknown	2,039	639	2,678

COVID-19 doses administered for the past 2 weeks

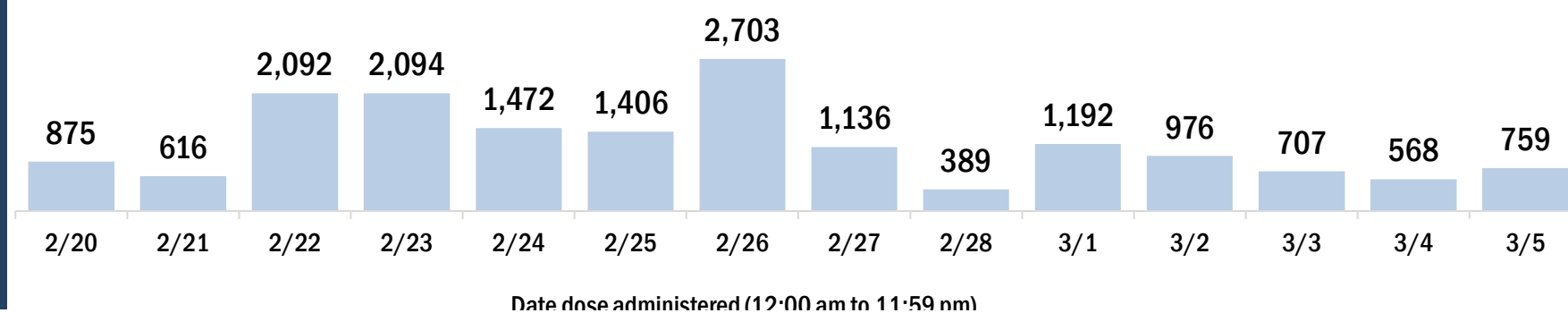


Persons vaccinated for COVID-19 for the past 2 weeks

Number of persons who received their first dose of a two-dose series of the COVID-19 vaccine



Number of persons who completed the COVID-19 vaccine series



COVID-19: Osceola County vaccine summary

Vaccination data through Mar 5, 2021 as of Mar 6, 2021 at 12:05 AM

Data in this report are provisional and subject to change.

Data in this summary pertain to COVID-19 vaccines approved by the U.S. Food and Drug Administration and have been issued an Emergency Use Authorization (Janssen COVID-19 Vaccine, Moderna COVID-19 Vaccine and Pfizer-BioNTech COVID-19 Vaccine). These data summarize the number of people who have received either their first dose or have completed the series for a COVID-19 vaccine. **A person can only be counted in one category, first dose or series complete.** For persons receiving Moderna or Pfizer vaccines, once they receive their second dose, they are moved from the first dose column to the series completed column. **Because of this, the total first dose category may show a change from report to report not matching the total receiving their first dose from the previous day.** Persons receiving Johnson & Johnson vaccines will always be counted in the series completed column.

COVID-19 doses for vaccinated persons in Florida

Doses administered 58,683

People receiving one dose of a 1-dose series (Johnson & Johnson) or receiving only one dose of a 2-dose series (Moderna, Pfizer) count once. Persons receiving both doses of a 2-dose series count twice.

Current status of persons vaccinated for COVID-19 in Florida

Total people vaccinated 37,890

First dose 17,088

Series completed 20,802

Completed 1-dose series 9

Completed 2-dose series 20,793

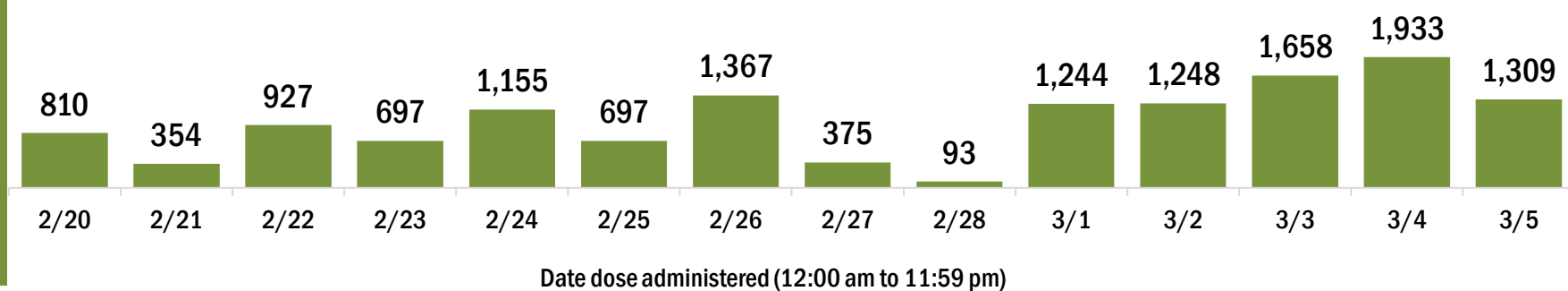
First dose: current number of people who have only received their first dose of the Moderna or Pfizer vaccine.

Series complete: current number of people who have received both Moderna or Pfizer vaccine doses or one Johnson & Johnson dose and are considered fully immunized.

Demographic summary

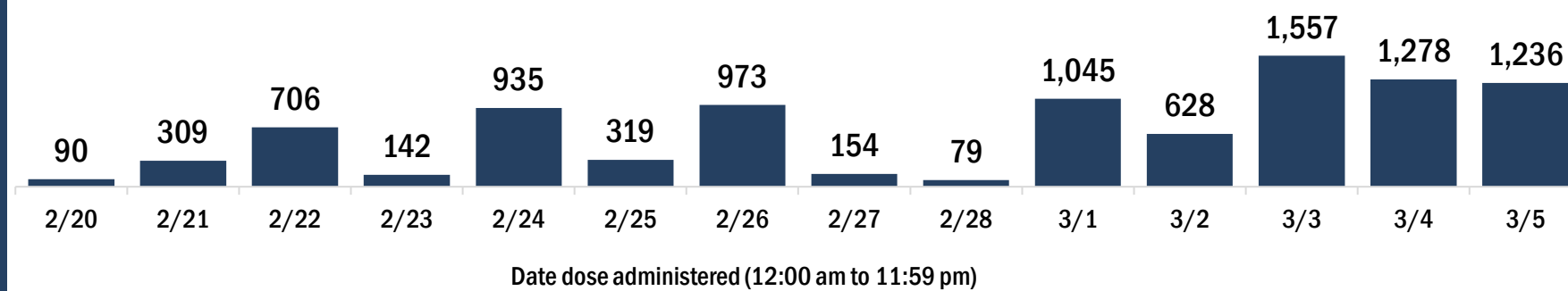
	First dose	Series complete	Total people vaccinated
Age group	17,088	20,802	37,890
16-24 years	250	306	556
25-34 years	674	939	1,613
35-44 years	945	1,233	2,178
45-54 years	1,304	1,434	2,738
55-64 years	1,908	1,525	3,433
65-74 years	7,338	9,387	16,725
75-84 years	3,664	4,568	8,232
85+ years	1,005	1,410	2,415
Race	17,088	20,802	37,890
White	8,977	12,953	21,930
Black	1,020	1,065	2,085
American Indian/Alaskan	117	139	256
Other	2,880	5,155	8,035
Unknown	4,094	1,490	5,584
Other race includes Asian, native Hawaiian/Pacific Islander, or other.			
Ethnicity	17,088	20,802	37,890
Hispanic	4,616	4,742	9,358
Non-Hispanic	5,379	10,726	16,105
Unknown	7,093	5,334	12,427
Gender	17,088	20,802	37,890
Female	10,065	12,335	22,400
Male	6,892	8,447	15,339
Unknown	131	20	151

COVID-19 doses administered for the past 2 weeks

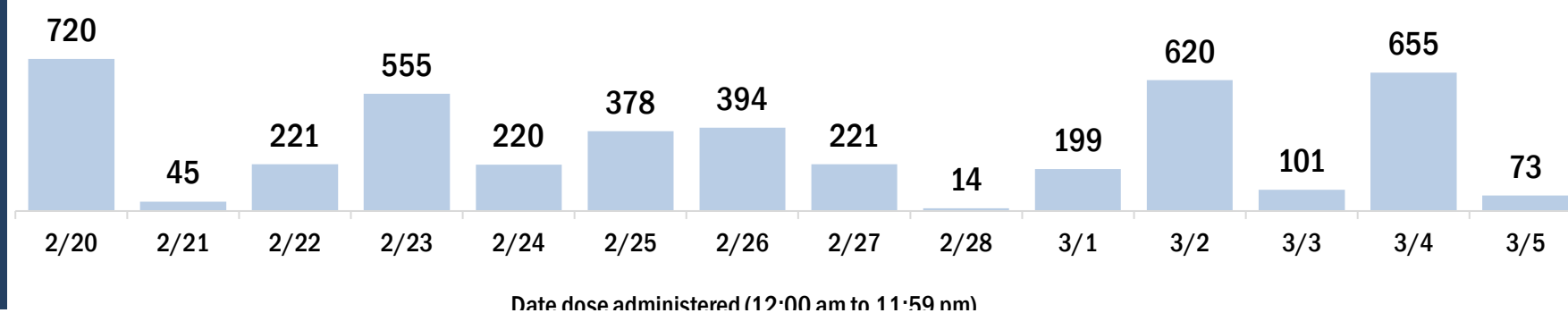


Persons vaccinated for COVID-19 for the past 2 weeks

Number of persons who received their first dose of a two-dose series of the COVID-19 vaccine



Number of persons who completed the COVID-19 vaccine series



COVID-19: Palm Beach County vaccine summary

Vaccination data through Mar 5, 2021 as of Mar 6, 2021 at 12:05 AM

Data in this report are provisional and subject to change.

Data in this summary pertain to COVID-19 vaccines approved by the U.S. Food and Drug Administration and have been issued an Emergency Use Authorization (Janssen COVID-19 Vaccine, Moderna COVID-19 Vaccine and Pfizer-BioNTech COVID-19 Vaccine). These data summarize the number of people who have received either their first dose or have completed the series for a COVID-19 vaccine. **A person can only be counted in one category, first dose or series complete.** For persons receiving Moderna or Pfizer vaccines, once they receive their second dose, they are moved from the first dose column to the series completed column. **Because of this, the total first dose category may show a change from report to report not matching the total receiving their first dose from the previous day.** Persons receiving Johnson & Johnson vaccines will always be counted in the series completed column.

COVID-19 doses for vaccinated persons in Florida

Doses administered 482,922

People receiving one dose of a 1-dose series (Johnson & Johnson) or receiving only one dose of a 2-dose series (Moderna, Pfizer) count once. Persons receiving both doses of a 2-dose series count twice.

Current status of persons vaccinated for COVID-19 in Florida

Total people vaccinated 297,512

First dose 112,033

Series completed 185,479

Completed 1-dose series 69

Completed 2-dose series 185,410

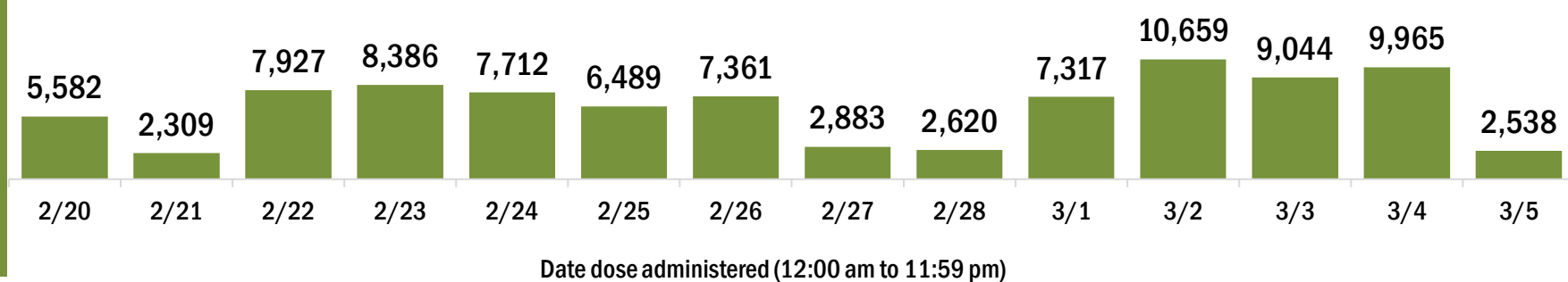
First dose: current number of people who have only received their first dose of the Moderna or Pfizer vaccine.

Series complete: current number of people who have received both Moderna or Pfizer vaccine doses or one Johnson & Johnson dose and are considered fully immunized.

Demographic summary

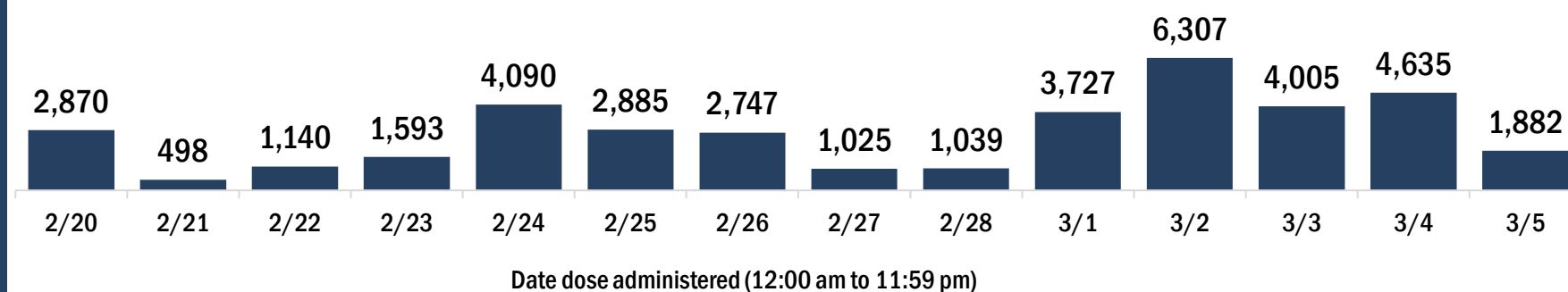
	First dose	Series complete	Total people vaccinated
Age group	112,033	185,479	297,512
16-24 years	1,090	1,294	2,384
25-34 years	2,772	4,525	7,297
35-44 years	3,775	6,387	10,162
45-54 years	5,785	8,676	14,461
55-64 years	11,805	12,931	24,736
65-74 years	43,998	74,314	118,312
75-84 years	29,971	54,974	84,945
85+ years	12,837	22,378	35,215
Race	112,033	185,479	297,512
White	70,771	130,258	201,029
Black	6,504	5,619	12,123
American Indian/Alaskan	390	511	901
Other	8,544	17,357	25,901
Unknown	25,824	31,734	57,558
Other race includes Asian, native Hawaiian/Pacific Islander, or other.			
Ethnicity	112,033	185,479	297,512
Hispanic	7,435	7,897	15,332
Non-Hispanic	53,120	110,173	163,293
Unknown	51,478	67,409	118,887
Gender	112,033	185,479	297,512
Female	64,742	108,117	172,859
Male	46,914	77,301	124,215
Unknown	377	61	438

COVID-19 doses administered for the past 2 weeks

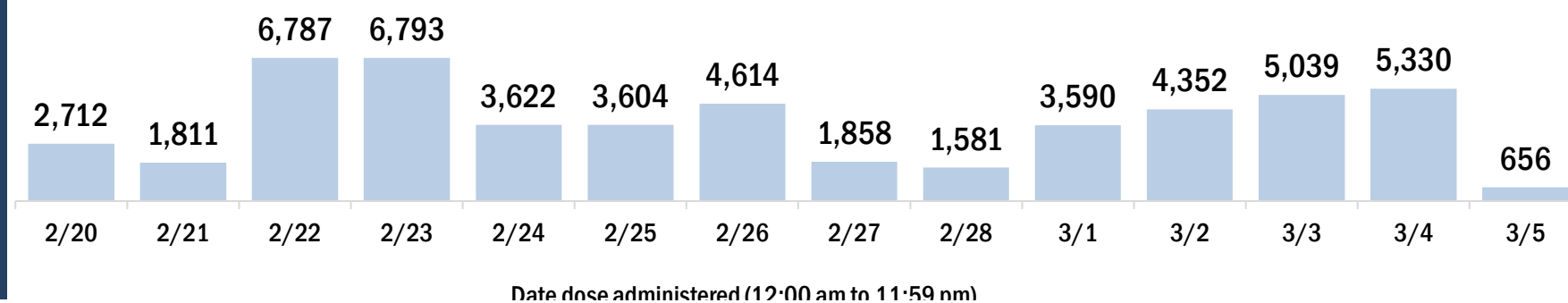


Persons vaccinated for COVID-19 for the past 2 weeks

Number of persons who received their first dose of a two-dose series of the COVID-19 vaccine



Number of persons who completed the COVID-19 vaccine series



COVID-19: Pasco County vaccine summary

Vaccination data through Mar 5, 2021 as of Mar 6, 2021 at 12:05 AM

Data in this report are provisional and subject to change.

Data in this summary pertain to COVID-19 vaccines approved by the U.S. Food and Drug Administration and have been issued an Emergency Use Authorization (Janssen COVID-19 Vaccine, Moderna COVID-19 Vaccine and Pfizer-BioNTech COVID-19 Vaccine). These data summarize the number of people who have received either their first dose or have completed the series for a COVID-19 vaccine. **A person can only be counted in one category, first dose or series complete.** For persons receiving Moderna or Pfizer vaccines, once they receive their second dose, they are moved from the first dose column to the series completed column. **Because of this, the total first dose category may show a change from report to report not matching the total receiving their first dose from the previous day.** Persons receiving Johnson & Johnson vaccines will always be counted in the series completed column.

COVID-19 doses for vaccinated persons in Florida

Doses administered 111,947

People receiving one dose of a 1-dose series (Johnson & Johnson) or receiving only one dose of a 2-dose series (Moderna, Pfizer) count once. Persons receiving both doses of a 2-dose series count twice.

Current status of persons vaccinated for COVID-19 in Florida

Total people vaccinated 76,557

First dose 41,120

Series completed 35,437

Completed 1-dose series 47

Completed 2-dose series 35,390

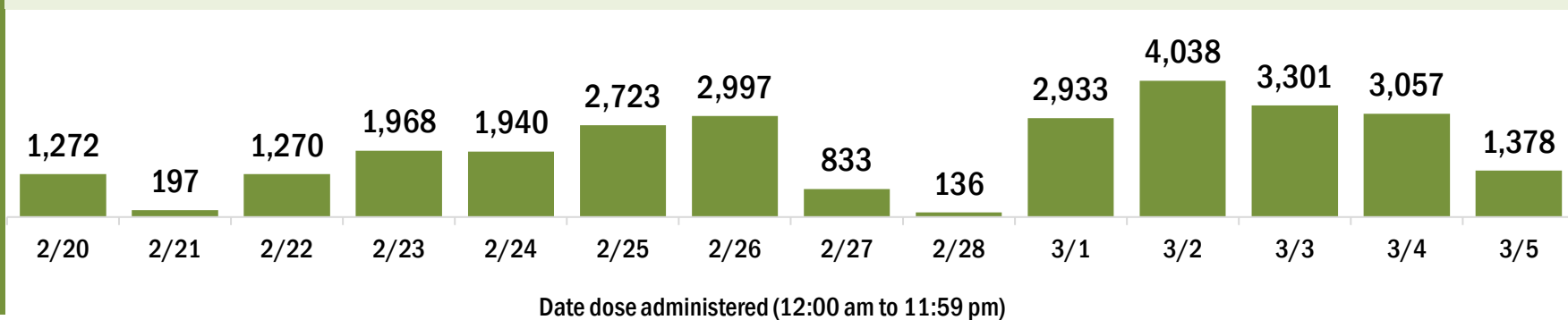
First dose: current number of people who have only received their first dose of the Moderna or Pfizer vaccine.

Series complete: current number of people who have received both Moderna or Pfizer vaccine doses or one Johnson & Johnson dose and are considered fully immunized.

Demographic summary

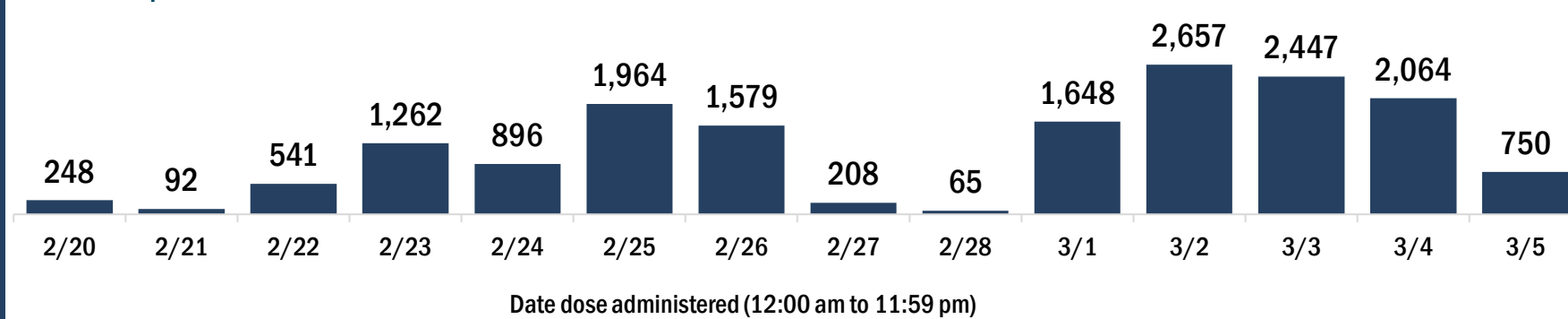
	First dose	Series complete	Total people vaccinated
Age group	41,120	35,437	76,557
16-24 years	376	536	912
25-34 years	742	1,747	2,489
35-44 years	1,101	2,470	3,571
45-54 years	1,503	3,043	4,546
55-64 years	2,344	3,467	5,811
65-74 years	19,124	13,446	32,570
75-84 years	12,431	7,941	20,372
85+ years	3,499	2,787	6,286
Race	41,120	35,437	76,557
White	31,491	25,891	57,382
Black	888	889	1,777
American Indian/Alaskan	123	108	231
Other	2,946	5,246	8,192
Unknown	5,672	3,303	8,975
Other race includes Asian, native Hawaiian/Pacific Islander, or other.			
Ethnicity	41,120	35,437	76,557
Hispanic	1,466	1,505	2,971
Non-Hispanic	22,906	20,749	43,655
Unknown	16,748	13,183	29,931
Gender	41,120	35,437	76,557
Female	23,875	21,355	45,230
Male	17,113	14,041	31,154
Unknown	132	41	173

COVID-19 doses administered for the past 2 weeks

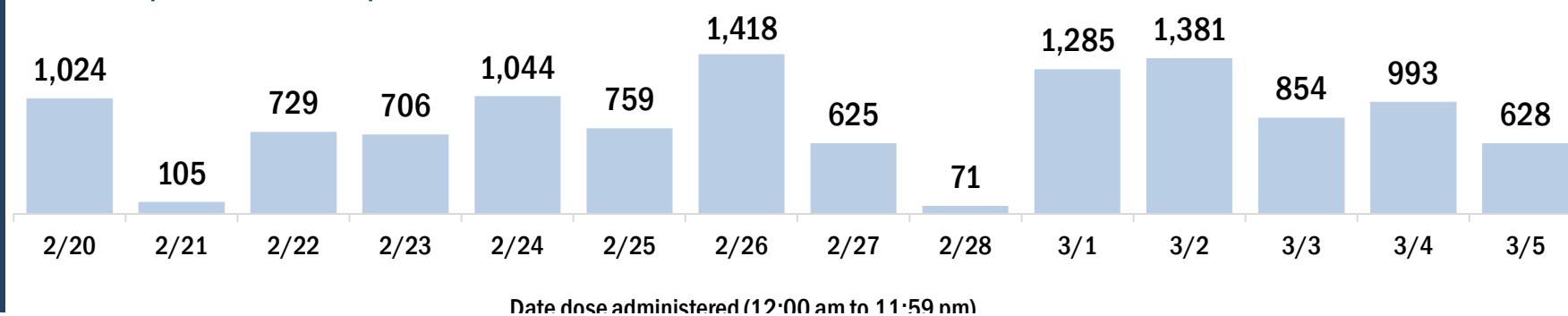


Persons vaccinated for COVID-19 for the past 2 weeks

Number of persons who received their first dose of a two-dose series of the COVID-19 vaccine



Number of persons who completed the COVID-19 vaccine series



COVID-19: Pinellas County vaccine summary

Vaccination data through Mar 5, 2021 as of Mar 6, 2021 at 12:05 AM

Data in this report are provisional and subject to change.

Data in this summary pertain to COVID-19 vaccines approved by the U.S. Food and Drug Administration and have been issued an Emergency Use Authorization (Janssen COVID-19 Vaccine, Moderna COVID-19 Vaccine and Pfizer-BioNTech COVID-19 Vaccine). These data summarize the number of people who have received either their first dose or have completed the series for a COVID-19 vaccine. **A person can only be counted in one category, first dose or series complete.** For persons receiving Moderna or Pfizer vaccines, once they receive their second dose, they are moved from the first dose column to the series completed column. **Because of this, the total first dose category may show a change from report to report not matching the total receiving their first dose from the previous day.** Persons receiving Johnson & Johnson vaccines will always be counted in the series completed column.

COVID-19 doses for vaccinated persons in Florida

Doses administered 254,334

People receiving one dose of a 1-dose series (Johnson & Johnson) or receiving only one dose of a 2-dose series (Moderna, Pfizer) count once. Persons receiving both doses of a 2-dose series count twice.

Current status of persons vaccinated for COVID-19 in Florida

Total people vaccinated 168,673

First dose 82,945

Series completed 85,728

Completed 1-dose series 67

Completed 2-dose series 85,661

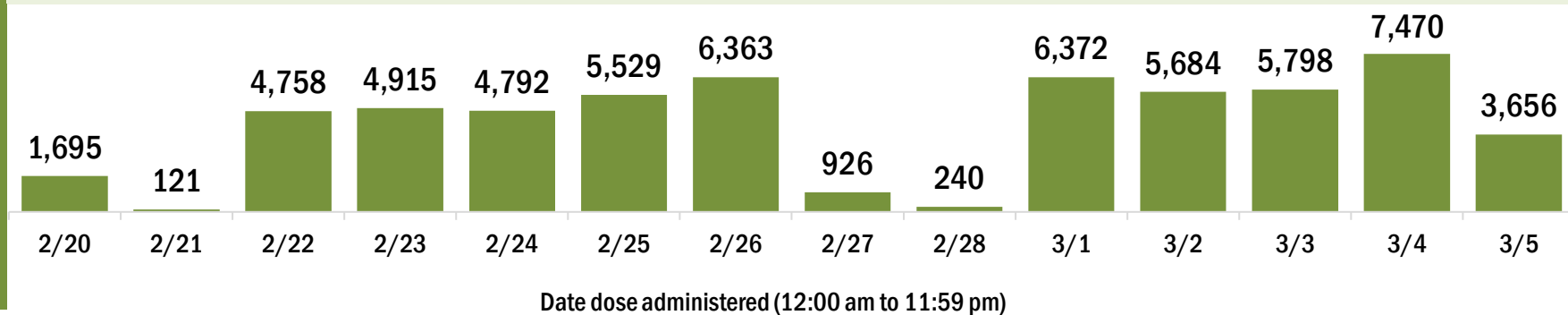
First dose: current number of people who have only received their first dose of the Moderna or Pfizer vaccine.

Series complete: current number of people who have received both Moderna or Pfizer vaccine doses or one Johnson & Johnson dose and are considered fully immunized.

Demographic summary

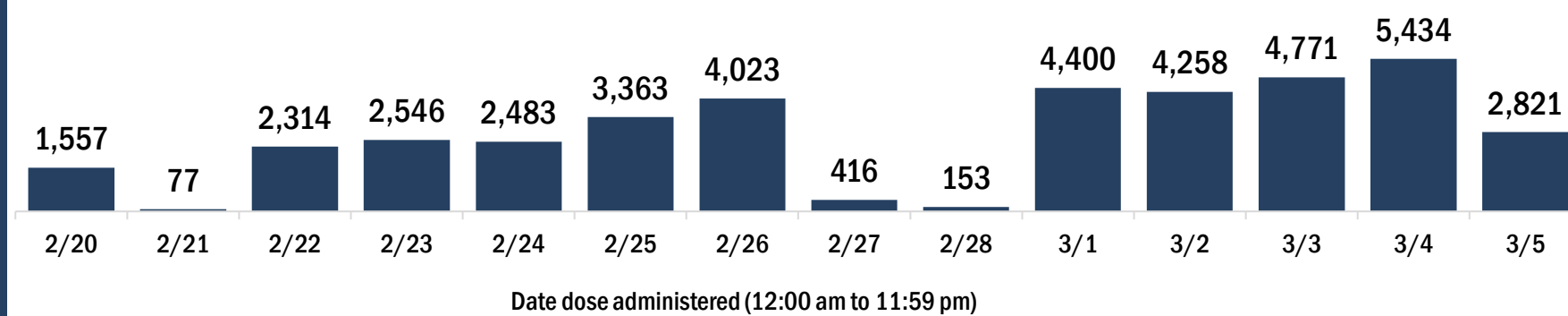
	First dose	Series complete	Total people vaccinated
Age group	82,945	85,728	168,673
16-24 years	640	955	1,595
25-34 years	1,671	4,448	6,119
35-44 years	2,081	5,207	7,288
45-54 years	3,004	6,293	9,297
55-64 years	6,214	8,996	15,210
65-74 years	39,538	34,336	73,874
75-84 years	22,193	17,067	39,260
85+ years	7,604	8,426	16,030
Race	82,945	85,728	168,673
White	58,996	63,460	122,456
Black	3,424	3,188	6,612
American Indian/Alaskan	179	176	355
Other	5,356	9,094	14,450
Unknown	14,990	9,810	24,800
Other race includes Asian, native Hawaiian/Pacific Islander, or other.			
Ethnicity	82,945	85,728	168,673
Hispanic	1,682	2,559	4,241
Non-Hispanic	41,271	48,031	89,302
Unknown	39,992	35,138	75,130
Gender	82,945	85,728	168,673
Female	47,865	51,713	99,578
Male	34,761	33,833	68,594
Unknown	319	182	501

COVID-19 doses administered for the past 2 weeks

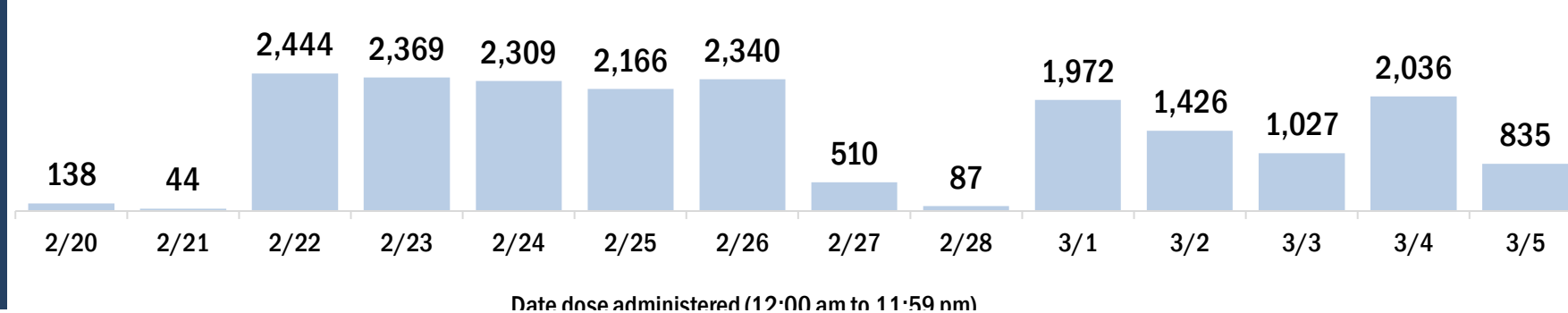


Persons vaccinated for COVID-19 for the past 2 weeks

Number of persons who received their first dose of a two-dose series of the COVID-19 vaccine



Number of persons who completed the COVID-19 vaccine series



COVID-19: Polk County vaccine summary

Vaccination data through Mar 5, 2021 as of Mar 6, 2021 at 12:05 AM

Data in this report are provisional and subject to change.

Data in this summary pertain to COVID-19 vaccines approved by the U.S. Food and Drug Administration and have been issued an Emergency Use Authorization (Janssen COVID-19 Vaccine, Moderna COVID-19 Vaccine and Pfizer-BioNTech COVID-19 Vaccine). These data summarize the number of people who have received either their first dose or have completed the series for a COVID-19 vaccine. **A person can only be counted in one category, first dose or series complete.** For persons receiving Moderna or Pfizer vaccines, once they receive their second dose, they are moved from the first dose column to the series completed column. **Because of this, the total first dose category may show a change from report to report not matching the total receiving their first dose from the previous day.** Persons receiving Johnson & Johnson vaccines will always be counted in the series completed column.

COVID-19 doses for vaccinated persons in Florida

Doses administered 128,703

People receiving one dose of a 1-dose series (Johnson & Johnson) or receiving only one dose of a 2-dose series (Moderna, Pfizer) count once. Persons receiving both doses of a 2-dose series count twice.

Current status of persons vaccinated for COVID-19 in Florida

Total people vaccinated 86,268

First dose 43,802

Series completed 42,466

Completed 1-dose series 31

Completed 2-dose series 42,435

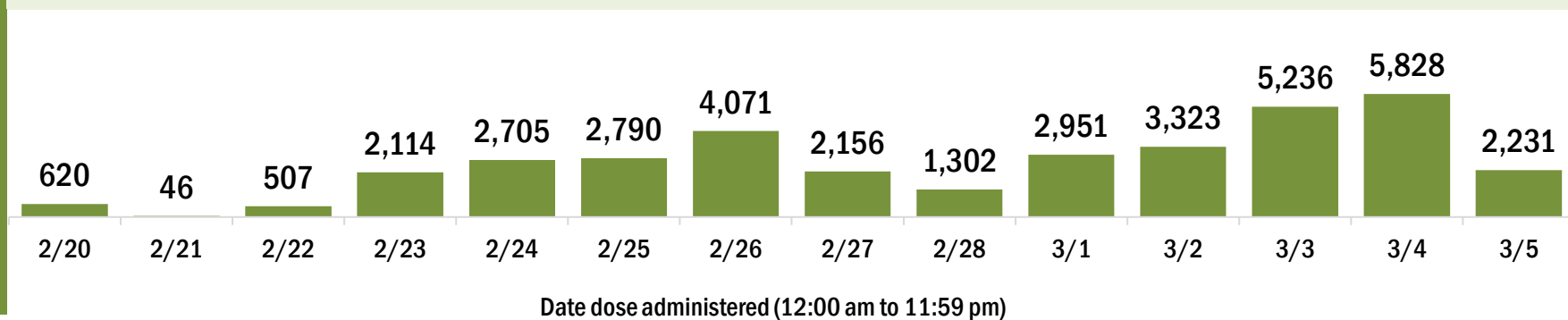
First dose: current number of people who have only received their first dose of the Moderna or Pfizer vaccine.

Series complete: current number of people who have received both Moderna or Pfizer vaccine doses or one Johnson & Johnson dose and are considered fully immunized.

Demographic summary

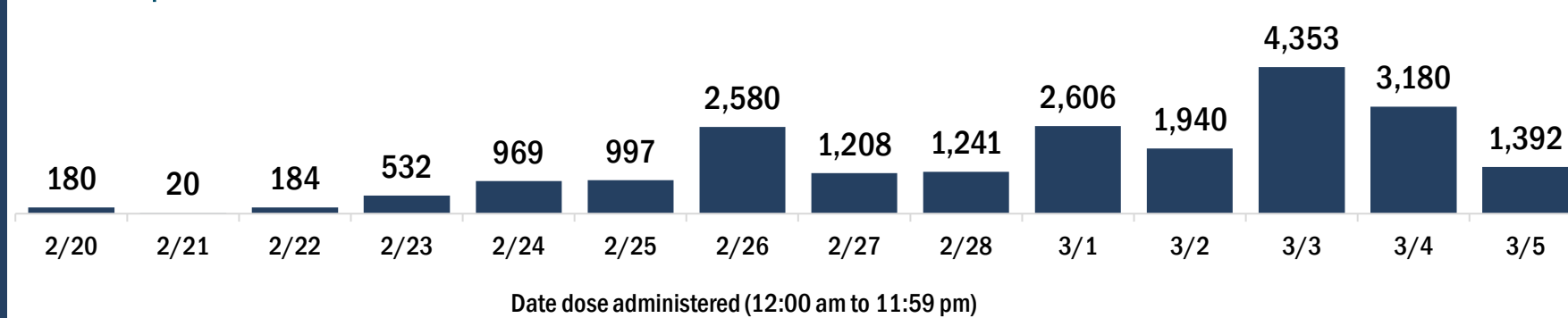
	First dose	Series complete	Total people vaccinated
Age group	43,802	42,466	86,268
16-24 years	317	446	763
25-34 years	837	1,589	2,426
35-44 years	1,198	2,172	3,370
45-54 years	1,677	2,718	4,395
55-64 years	3,356	3,378	6,734
65-74 years	19,896	17,912	37,808
75-84 years	12,771	10,892	23,663
85+ years	3,750	3,359	7,109
Race	43,802	42,466	86,268
White	31,762	30,992	62,754
Black	2,196	2,579	4,775
American Indian/Alaskan	234	245	479
Other	2,410	3,958	6,368
Unknown	7,200	4,692	11,892
Other race includes Asian, native Hawaiian/Pacific Islander, or other.			
Ethnicity	43,802	42,466	86,268
Hispanic	2,412	2,289	4,701
Non-Hispanic	22,947	24,711	47,658
Unknown	18,443	15,466	33,909
Gender	43,802	42,466	86,268
Female	24,447	25,003	49,450
Male	19,137	17,450	36,587
Unknown	218	13	231

COVID-19 doses administered for the past 2 weeks

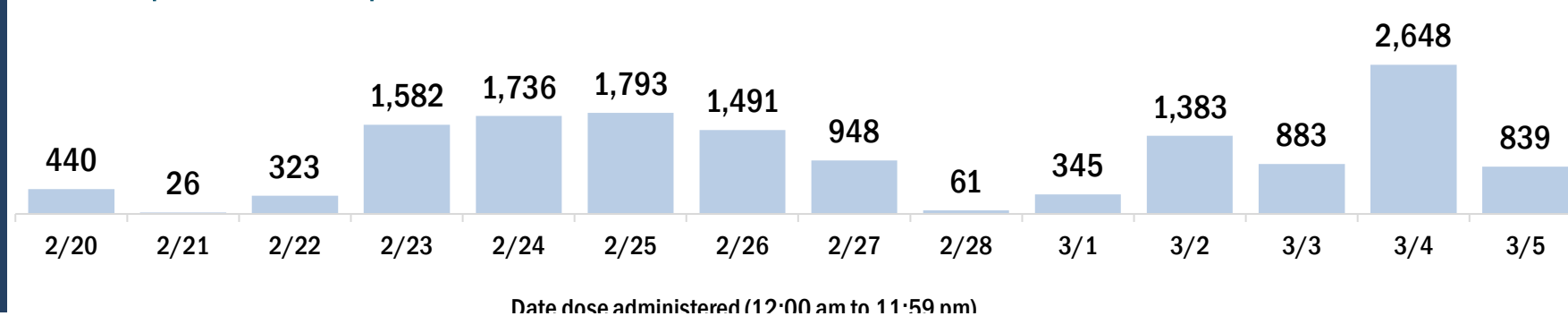


Persons vaccinated for COVID-19 for the past 2 weeks

Number of persons who received their first dose of a two-dose series of the COVID-19 vaccine



Number of persons who completed the COVID-19 vaccine series



COVID-19: Putnam County vaccine summary

Vaccination data through Mar 5, 2021 as of Mar 6, 2021 at 12:05 AM

Data in this report are provisional and subject to change.

Data in this summary pertain to COVID-19 vaccines approved by the U.S. Food and Drug Administration and have been issued an Emergency Use Authorization (Janssen COVID-19 Vaccine, Moderna COVID-19 Vaccine and Pfizer-BioNTech COVID-19 Vaccine). These data summarize the number of people who have received either their first dose or have completed the series for a COVID-19 vaccine. **A person can only be counted in one category, first dose or series complete.** For persons receiving Moderna or Pfizer vaccines, once they receive their second dose, they are moved from the first dose column to the series completed column. **Because of this, the total first dose category may show a change from report to report not matching the total receiving their first dose from the previous day.** Persons receiving Johnson & Johnson vaccines will always be counted in the series completed column.

COVID-19 doses for vaccinated persons in Florida

Doses administered 13,750

People receiving one dose of a 1-dose series (Johnson & Johnson) or receiving only one dose of a 2-dose series (Moderna, Pfizer) count once. Persons receiving both doses of a 2-dose series count twice.

Current status of persons vaccinated for COVID-19 in Florida

Total people vaccinated 8,843

First dose 3,935

Series completed 4,908

Completed 1-dose series 1

Completed 2-dose series 4,907

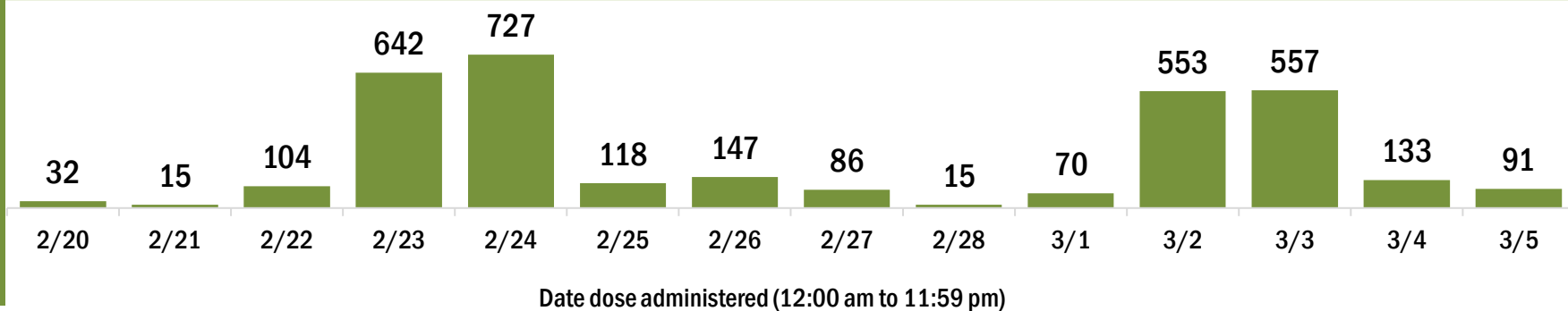
First dose: current number of people who have only received their first dose of the Moderna or Pfizer vaccine.

Series complete: current number of people who have received both Moderna or Pfizer vaccine doses or one Johnson & Johnson dose and are considered fully immunized.

Demographic summary

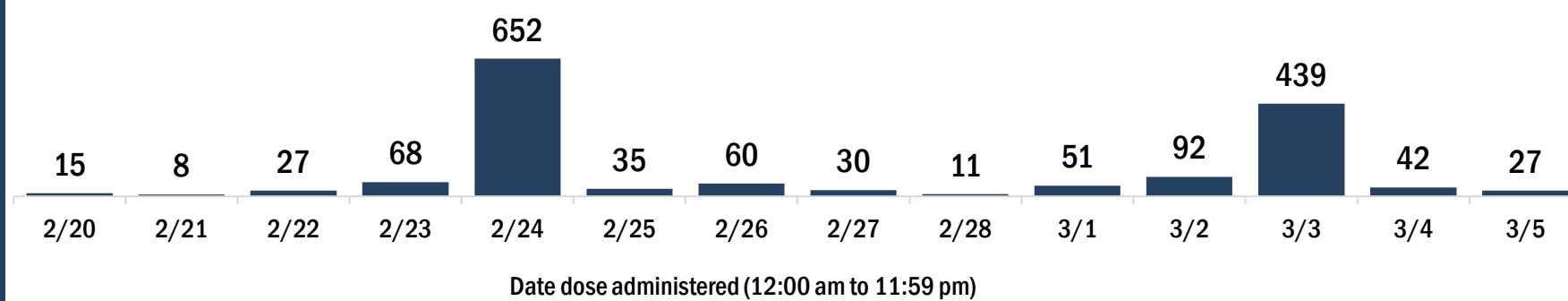
	First dose	Series complete	Total people vaccinated
Age group	3,935	4,908	8,843
16-24 years	23	44	67
25-34 years	60	112	172
35-44 years	63	156	219
45-54 years	127	224	351
55-64 years	332	399	731
65-74 years	1,913	2,238	4,151
75-84 years	1,068	1,311	2,379
85+ years	349	424	773
Race	3,935	4,908	8,843
White	3,114	3,801	6,915
Black	301	274	575
American Indian/Alaskan	39	29	68
Other	260	390	650
Unknown	221	414	635
Other race includes Asian, native Hawaiian/Pacific Islander, or other.			
Ethnicity	3,935	4,908	8,843
Hispanic	116	90	206
Non-Hispanic	2,955	3,355	6,310
Unknown	864	1,463	2,327
Gender	3,935	4,908	8,843
Female	2,189	2,814	5,003
Male	1,742	2,093	3,835
Unknown	4	1	5

COVID-19 doses administered for the past 2 weeks

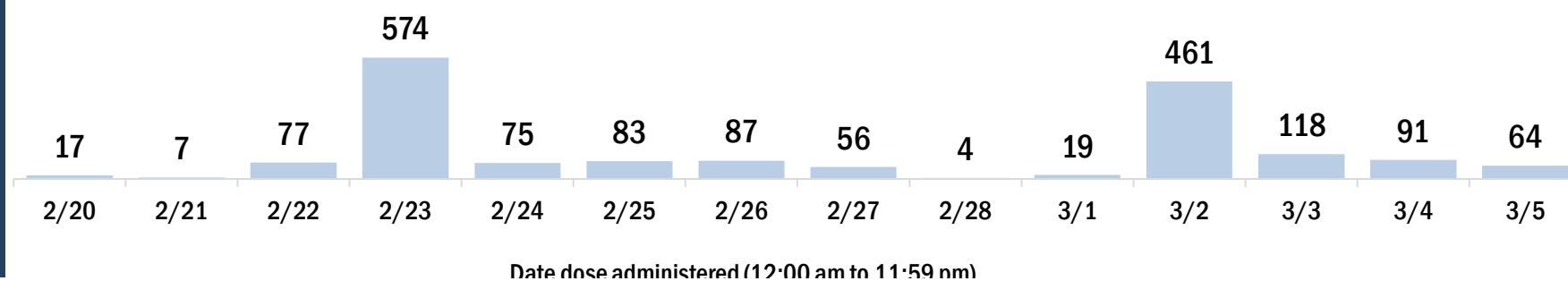


Persons vaccinated for COVID-19 for the past 2 weeks

Number of persons who received their first dose of a two-dose series of the COVID-19 vaccine



Number of persons who completed the COVID-19 vaccine series



COVID-19: Santa Rosa County vaccine summary

Vaccination data through Mar 5, 2021 as of Mar 6, 2021 at 12:05 AM

Data in this report are provisional and subject to change.

Data in this summary pertain to COVID-19 vaccines approved by the U.S. Food and Drug Administration and have been issued an Emergency Use Authorization (Janssen COVID-19 Vaccine, Moderna COVID-19 Vaccine and Pfizer-BioNTech COVID-19 Vaccine). These data summarize the number of people who have received either their first dose or have completed the series for a COVID-19 vaccine. **A person can only be counted in one category, first dose or series complete.** For persons receiving Moderna or Pfizer vaccines, once they receive their second dose, they are moved from the first dose column to the series completed column. **Because of this, the total first dose category may show a change from report to report not matching the total receiving their first dose from the previous day.** Persons receiving Johnson & Johnson vaccines will always be counted in the series completed column.

COVID-19 doses for vaccinated persons in Florida

Doses administered 43,586

People receiving one dose of a 1-dose series (Johnson & Johnson) or receiving only one dose of a 2-dose series (Moderna, Pfizer) count once. Persons receiving both doses of a 2-dose series count twice.

Current status of persons vaccinated for COVID-19 in Florida

Total people vaccinated 27,659

First dose 11,724

Series completed 15,935

Completed 1-dose series 8

Completed 2-dose series 15,927

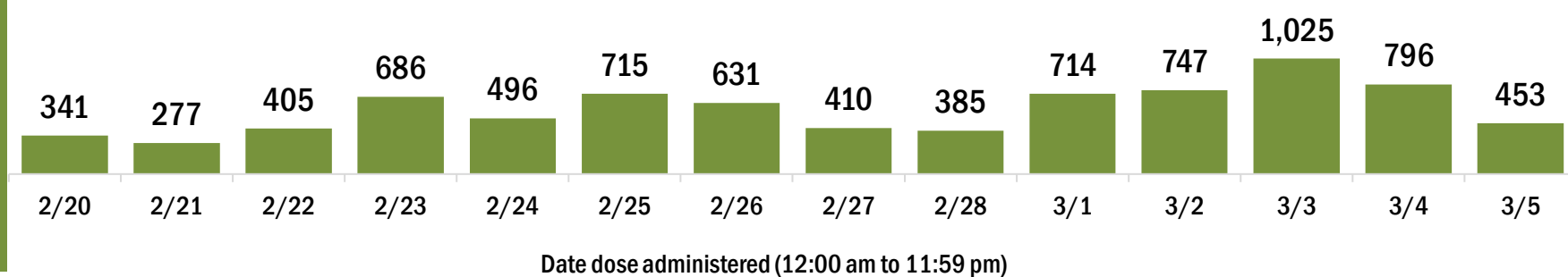
First dose: current number of people who have only received their first dose of the Moderna or Pfizer vaccine.

Series complete: current number of people who have received both Moderna or Pfizer vaccine doses or one Johnson & Johnson dose and are considered fully immunized.

Demographic summary

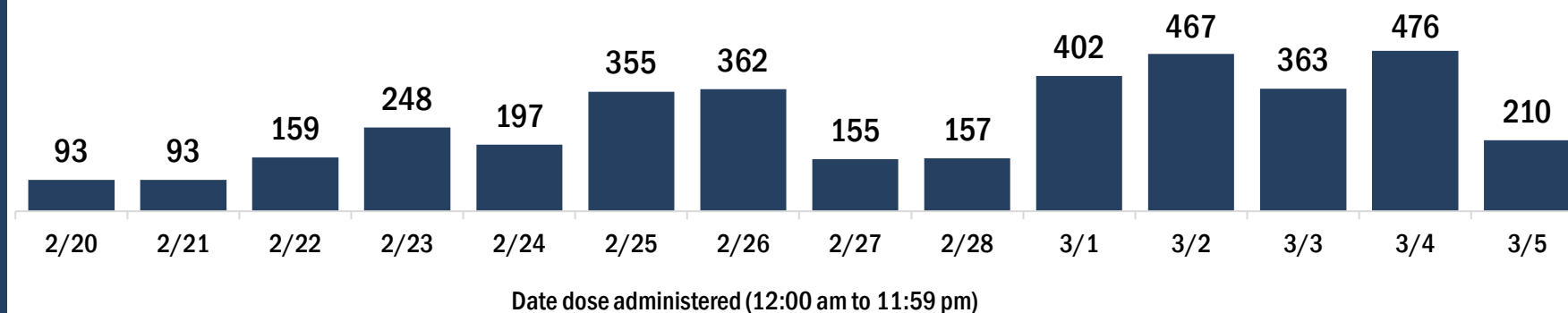
	First dose	Series complete	Total people vaccinated
Age group	11,724	15,935	27,659
16-24 years	156	201	357
25-34 years	361	623	984
35-44 years	530	939	1,469
45-54 years	812	1,098	1,910
55-64 years	1,368	1,480	2,848
65-74 years	5,185	6,935	12,120
75-84 years	2,587	3,595	6,182
85+ years	725	1,064	1,789
Race	11,724	15,935	27,659
White	7,957	11,922	19,879
Black	298	345	643
American Indian/Alaskan	74	87	161
Other	761	1,255	2,016
Unknown	2,634	2,326	4,960
Other race includes Asian, native Hawaiian/Pacific Islander, or other.			
Ethnicity	11,724	15,935	27,659
Hispanic	212	173	385
Non-Hispanic	6,340	9,112	15,452
Unknown	5,172	6,650	11,822
Gender	11,724	15,935	27,659
Female	6,646	9,169	15,815
Male	5,069	6,766	11,835
Unknown	9	0	9

COVID-19 doses administered for the past 2 weeks

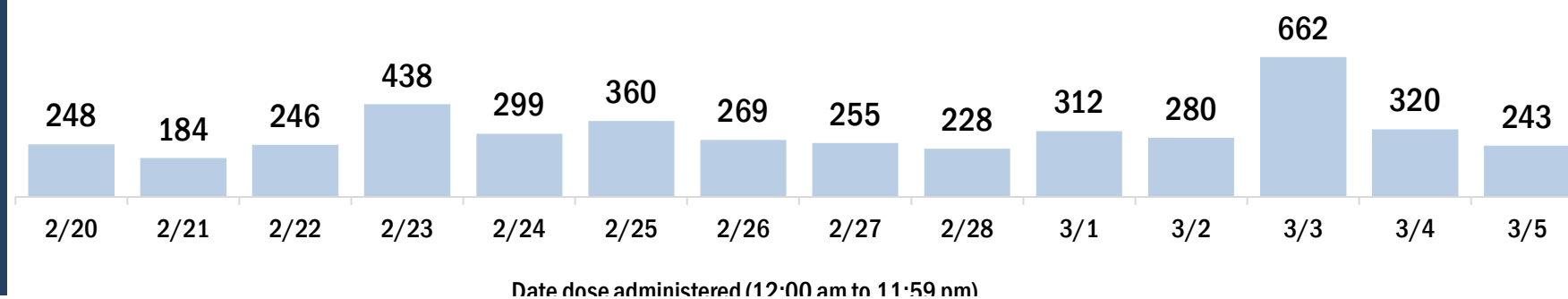


Persons vaccinated for COVID-19 for the past 2 weeks

Number of persons who received their first dose of a two-dose series of the COVID-19 vaccine



Number of persons who completed the COVID-19 vaccine series



COVID-19: Sarasota County vaccine summary

Vaccination data through Mar 5, 2021 as of Mar 6, 2021 at 12:05 AM

Data in this report are provisional and subject to change.

Data in this summary pertain to COVID-19 vaccines approved by the U.S. Food and Drug Administration and have been issued an Emergency Use Authorization (Janssen COVID-19 Vaccine, Moderna COVID-19 Vaccine and Pfizer-BioNTech COVID-19 Vaccine). These data summarize the number of people who have received either their first dose or have completed the series for a COVID-19 vaccine. **A person can only be counted in one category, first dose or series complete.** For persons receiving Moderna or Pfizer vaccines, once they receive their second dose, they are moved from the first dose column to the series completed column. **Because of this, the total first dose category may show a change from report to report not matching the total receiving their first dose from the previous day.** Persons receiving Johnson & Johnson vaccines will always be counted in the series completed column.

COVID-19 doses for vaccinated persons in Florida

Doses administered 149,284

People receiving one dose of a 1-dose series (Johnson & Johnson) or receiving only one dose of a 2-dose series (Moderna, Pfizer) count once. Persons receiving both doses of a 2-dose series count twice.

Current status of persons vaccinated for COVID-19 in Florida

Total people vaccinated 104,333

First dose 59,372

Series completed 44,961

Completed 1-dose series 10

Completed 2-dose series 44,951

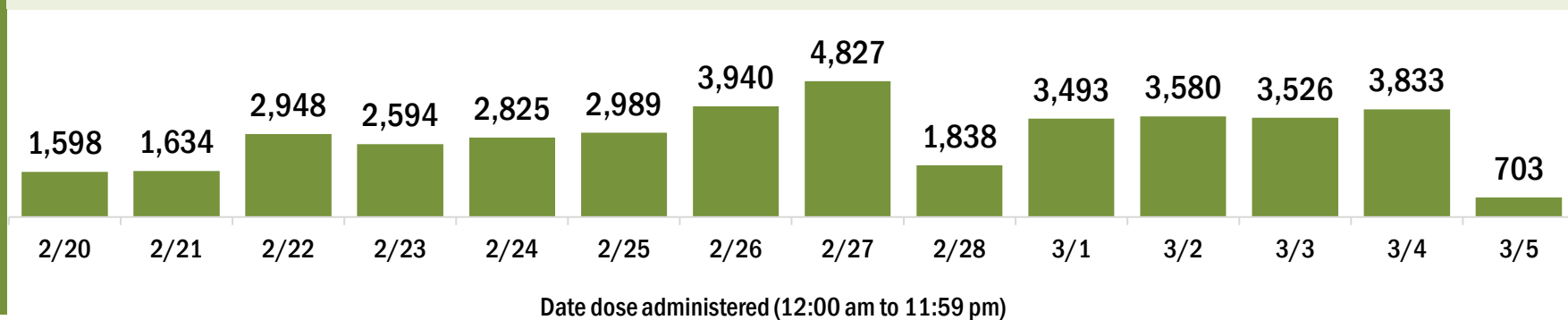
First dose: current number of people who have only received their first dose of the Moderna or Pfizer vaccine.

Series complete: current number of people who have received both Moderna or Pfizer vaccine doses or one Johnson & Johnson dose and are considered fully immunized.

Demographic summary

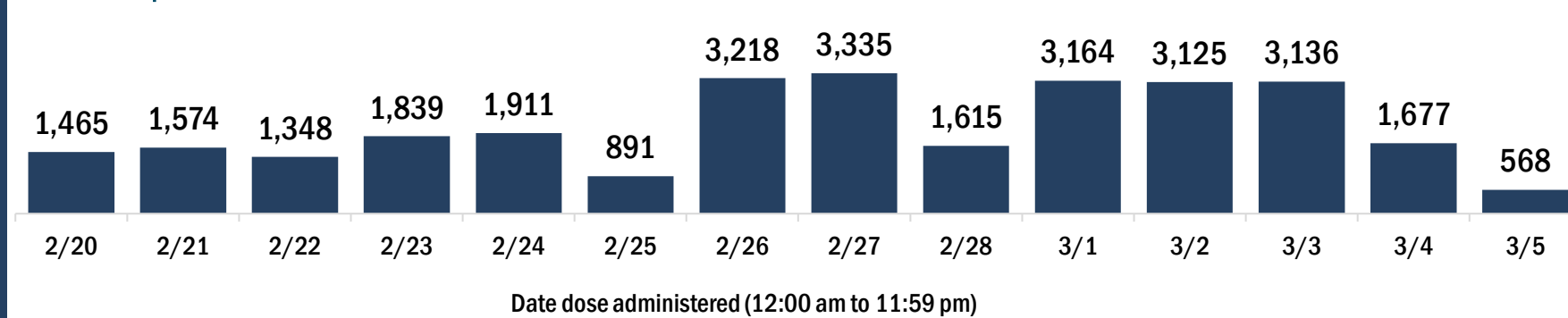
	First dose	Series complete	Total people vaccinated
Age group	59,372	44,961	104,333
16-24 years	265	487	752
25-34 years	537	1,581	2,118
35-44 years	674	2,042	2,716
45-54 years	1,085	2,952	4,037
55-64 years	2,407	4,381	6,788
65-74 years	29,535	17,744	47,279
75-84 years	19,484	10,125	29,609
85+ years	5,385	5,649	11,034
Race	59,372	44,961	104,333
White	48,097	32,515	80,612
Black	557	528	1,085
American Indian/Alaskan	157	252	409
Other	2,886	6,169	9,055
Unknown	7,675	5,497	13,172
Other race includes Asian, native Hawaiian/Pacific Islander, or other.			
Ethnicity	59,372	44,961	104,333
Hispanic	880	806	1,686
Non-Hispanic	37,670	27,422	65,092
Unknown	20,822	16,733	37,555
Gender	59,372	44,961	104,333
Female	32,925	26,683	59,608
Male	26,386	18,239	44,625
Unknown	61	39	100

COVID-19 doses administered for the past 2 weeks

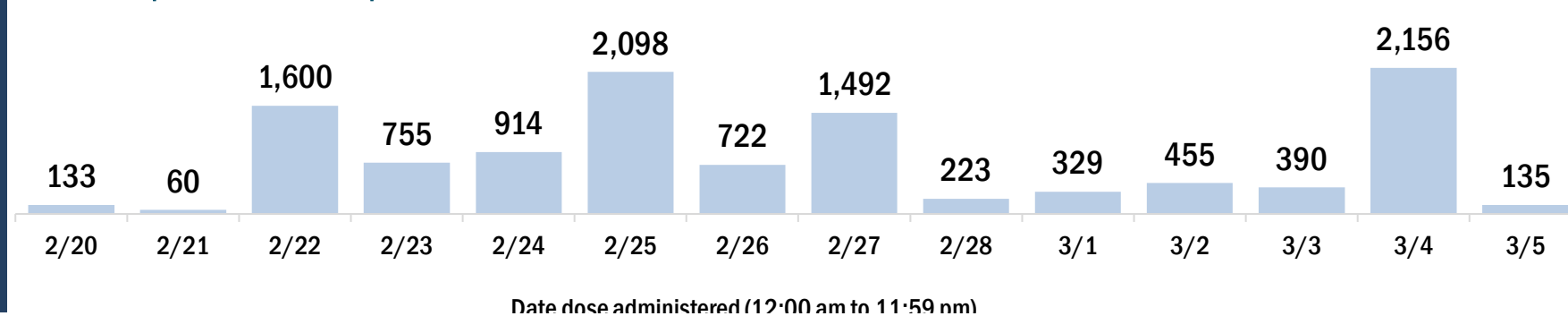


Persons vaccinated for COVID-19 for the past 2 weeks

Number of persons who received their first dose of a two-dose series of the COVID-19 vaccine



Number of persons who completed the COVID-19 vaccine series



COVID-19: Seminole County vaccine summary

Vaccination data through Mar 5, 2021 as of Mar 6, 2021 at 12:05 AM

Data in this report are provisional and subject to change.

Data in this summary pertain to COVID-19 vaccines approved by the U.S. Food and Drug Administration and have been issued an Emergency Use Authorization (Janssen COVID-19 Vaccine, Moderna COVID-19 Vaccine and Pfizer-BioNTech COVID-19 Vaccine). These data summarize the number of people who have received either their first dose or have completed the series for a COVID-19 vaccine. **A person can only be counted in one category, first dose or series complete.** For persons receiving Moderna or Pfizer vaccines, once they receive their second dose, they are moved from the first dose column to the series completed column. **Because of this, the total first dose category may show a change from report to report not matching the total receiving their first dose from the previous day.** Persons receiving Johnson & Johnson vaccines will always be counted in the series completed column.

COVID-19 doses for vaccinated persons in Florida

Doses administered 101,312

People receiving one dose of a 1-dose series (Johnson & Johnson) or receiving only one dose of a 2-dose series (Moderna, Pfizer) count once. Persons receiving both doses of a 2-dose series count twice.

Current status of persons vaccinated for COVID-19 in Florida

Total people vaccinated 61,877

First dose 22,399

Series completed 39,478

Completed 1-dose series 43

Completed 2-dose series 39,435

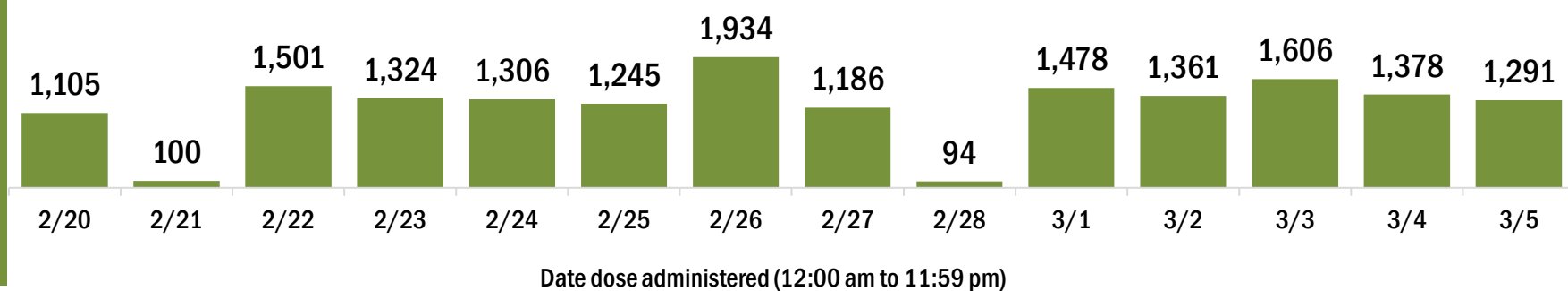
First dose: current number of people who have only received their first dose of the Moderna or Pfizer vaccine.

Series complete: current number of people who have received both Moderna or Pfizer vaccine doses or one Johnson & Johnson dose and are considered fully immunized.

Demographic summary

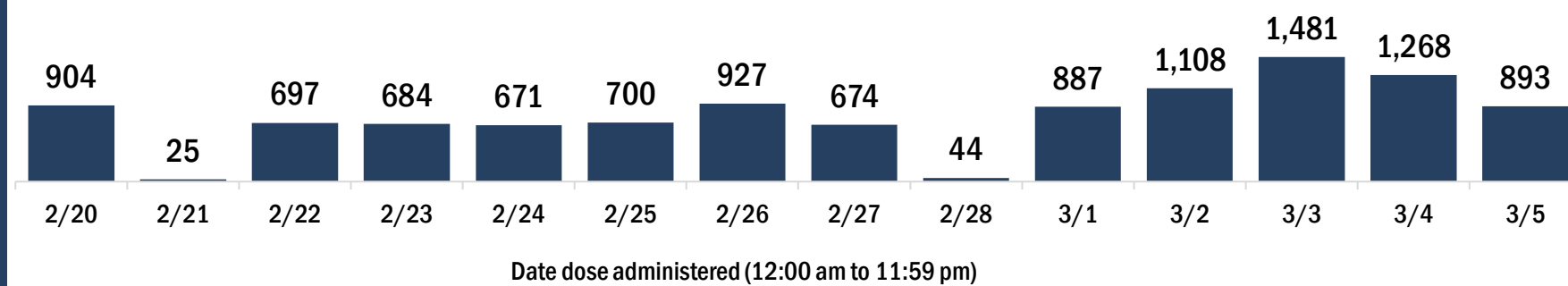
	First dose	Series complete	Total people vaccinated
Age group	22,399	39,478	61,877
16-24 years	451	629	1,080
25-34 years	1,016	1,893	2,909
35-44 years	1,373	2,445	3,818
45-54 years	1,924	2,656	4,580
55-64 years	2,779	3,060	5,839
65-74 years	8,720	16,899	25,619
75-84 years	4,413	8,476	12,889
85+ years	1,723	3,420	5,143
Race	22,399	39,478	61,877
White	14,331	29,308	43,639
Black	1,722	1,952	3,674
American Indian/Alaskan	136	245	381
Other	3,001	6,571	9,572
Unknown	3,209	1,402	4,611
Other race includes Asian, native Hawaiian/Pacific Islander, or other.			
Ethnicity	22,399	39,478	61,877
Hispanic	2,177	2,925	5,102
Non-Hispanic	10,516	24,074	34,590
Unknown	9,706	12,479	22,185
Gender	22,399	39,478	61,877
Female	13,124	23,793	36,917
Male	9,035	15,670	24,705
Unknown	240	15	255

COVID-19 doses administered for the past 2 weeks

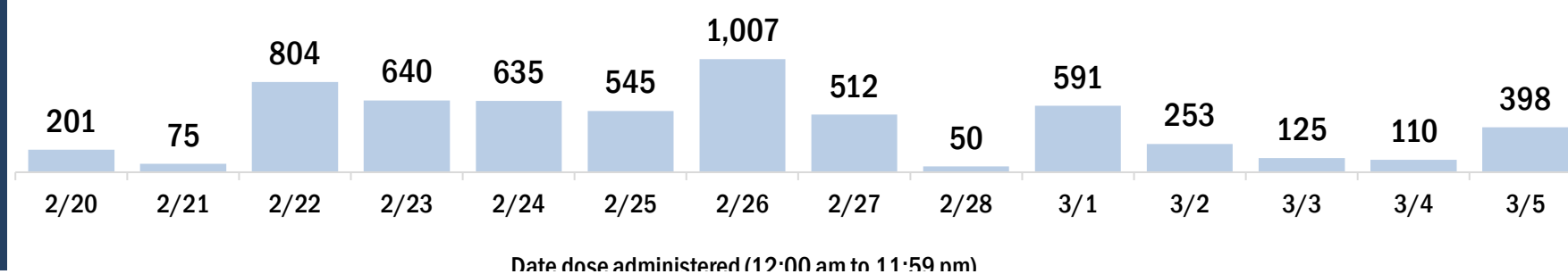


Persons vaccinated for COVID-19 for the past 2 weeks

Number of persons who received their first dose of a two-dose series of the COVID-19 vaccine



Number of persons who completed the COVID-19 vaccine series



COVID-19: St. Johns County vaccine summary

Vaccination data through Mar 5, 2021 as of Mar 6, 2021 at 12:05 AM

Data in this report are provisional and subject to change.

Data in this summary pertain to COVID-19 vaccines approved by the U.S. Food and Drug Administration and have been issued an Emergency Use Authorization (Janssen COVID-19 Vaccine, Moderna COVID-19 Vaccine and Pfizer-BioNTech COVID-19 Vaccine). These data summarize the number of people who have received either their first dose or have completed the series for a COVID-19 vaccine. **A person can only be counted in one category, first dose or series complete.** For persons receiving Moderna or Pfizer vaccines, once they receive their second dose, they are moved from the first dose column to the series completed column. **Because of this, the total first dose category may show a change from report to report not matching the total receiving their first dose from the previous day.** Persons receiving Johnson & Johnson vaccines will always be counted in the series completed column.

COVID-19 doses for vaccinated persons in Florida

Doses administered 104,064

People receiving one dose of a 1-dose series (Johnson & Johnson) or receiving only one dose of a 2-dose series (Moderna, Pfizer) count once. Persons receiving both doses of a 2-dose series count twice.

Current status of persons vaccinated for COVID-19 in Florida

Total people vaccinated 62,171

First dose 20,274

Series completed 41,897

Completed 1-dose series 4

Completed 2-dose series 41,893

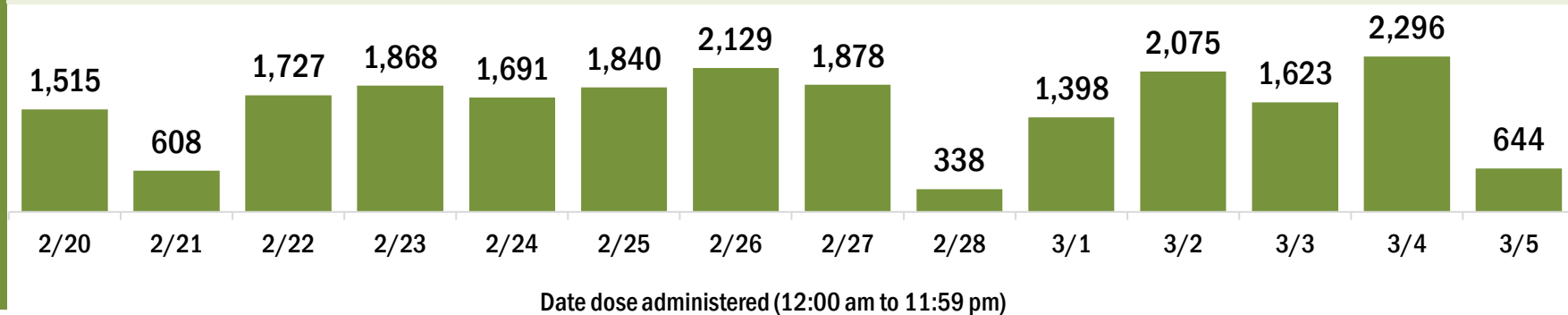
First dose: current number of people who have only received their first dose of the Moderna or Pfizer vaccine.

Series complete: current number of people who have received both Moderna or Pfizer vaccine doses or one Johnson & Johnson dose and are considered fully immunized.

Demographic summary

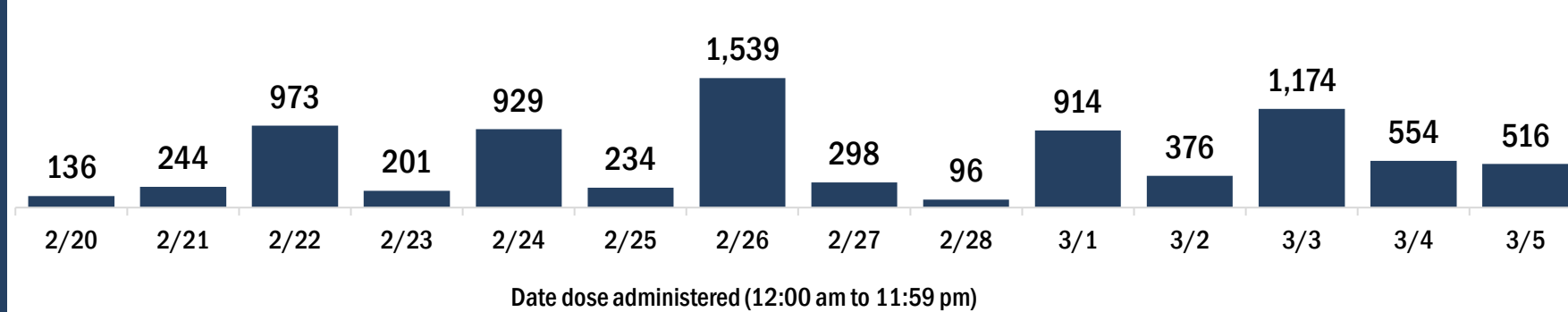
	First dose	Series complete	Total people vaccinated
Age group	20,274	41,897	62,171
16-24 years	404	430	834
25-34 years	618	1,340	1,958
35-44 years	1,395	2,707	4,102
45-54 years	1,841	2,627	4,468
55-64 years	3,680	3,314	6,994
65-74 years	7,544	19,107	26,651
75-84 years	3,694	9,596	13,290
85+ years	1,098	2,776	3,874
Race	20,274	41,897	62,171
White	14,940	30,717	45,657
Black	758	952	1,710
American Indian/Alaskan	131	118	249
Other	1,520	4,633	6,153
Unknown	2,925	5,477	8,402
Other race includes Asian, native Hawaiian/Pacific Islander, or other.			
Ethnicity	20,274	41,897	62,171
Hispanic	708	904	1,612
Non-Hispanic	12,806	25,564	38,370
Unknown	6,760	15,429	22,189
Gender	20,274	41,897	62,171
Female	11,539	23,460	34,999
Male	8,717	18,426	27,143
Unknown	18	11	29

COVID-19 doses administered for the past 2 weeks

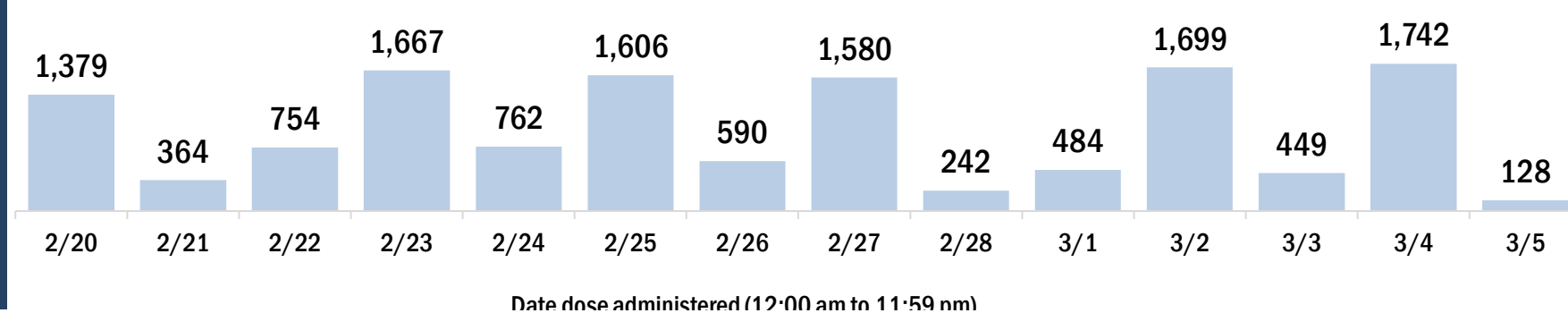


Persons vaccinated for COVID-19 for the past 2 weeks

Number of persons who received their first dose of a two-dose series of the COVID-19 vaccine



Number of persons who completed the COVID-19 vaccine series



COVID-19: St. Lucie County vaccine summary

Vaccination data through Mar 5, 2021 as of Mar 6, 2021 at 12:05 AM

Data in this report are provisional and subject to change.

Data in this summary pertain to COVID-19 vaccines approved by the U.S. Food and Drug Administration and have been issued an Emergency Use Authorization (Janssen COVID-19 Vaccine, Moderna COVID-19 Vaccine and Pfizer-BioNTech COVID-19 Vaccine). These data summarize the number of people who have received either their first dose or have completed the series for a COVID-19 vaccine. **A person can only be counted in one category, first dose or series complete.** For persons receiving Moderna or Pfizer vaccines, once they receive their second dose, they are moved from the first dose column to the series completed column. **Because of this, the total first dose category may show a change from report to report not matching the total receiving their first dose from the previous day.** Persons receiving Johnson & Johnson vaccines will always be counted in the series completed column.

COVID-19 doses for vaccinated persons in Florida

Doses administered 83,899

People receiving one dose of a 1-dose series (Johnson & Johnson) or receiving only one dose of a 2-dose series (Moderna, Pfizer) count once. Persons receiving both doses of a 2-dose series count twice.

Current status of persons vaccinated for COVID-19 in Florida

Total people vaccinated 54,994

First dose 26,084

Series completed 28,910

Completed 1-dose series 5

Completed 2-dose series 28,905

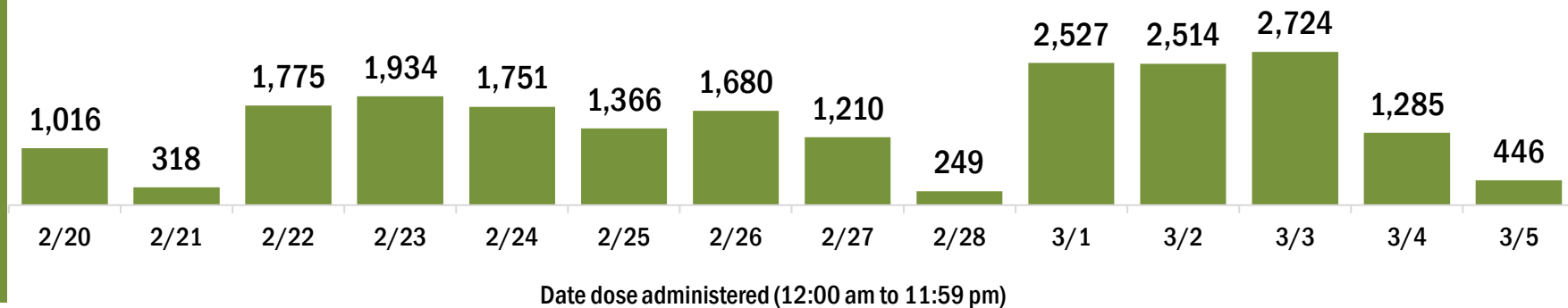
First dose: current number of people who have only received their first dose of the Moderna or Pfizer vaccine.

Series complete: current number of people who have received both Moderna or Pfizer vaccine doses or one Johnson & Johnson dose and are considered fully immunized.

Demographic summary

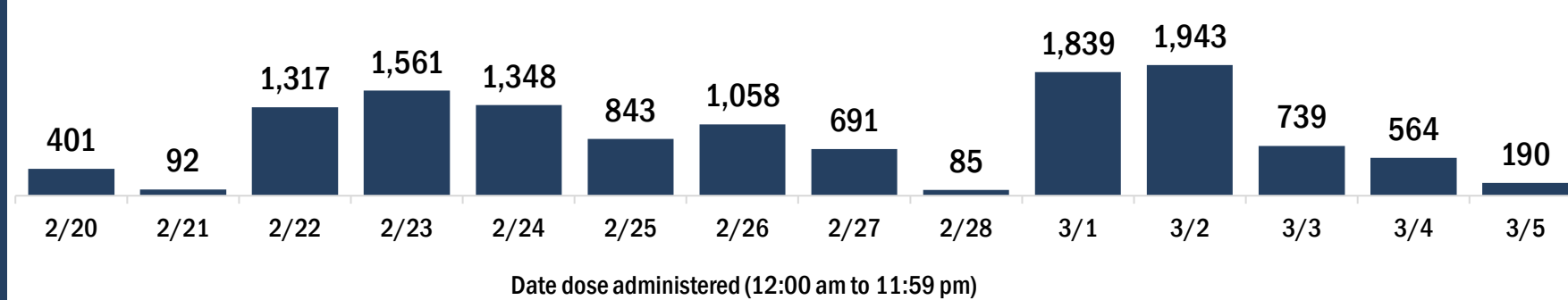
	First dose	Series complete	Total people vaccinated
Age group	26,084	28,910	54,994
16-24 years	176	250	426
25-34 years	405	709	1,114
35-44 years	636	1,080	1,716
45-54 years	966	1,568	2,534
55-64 years	2,249	2,258	4,507
65-74 years	11,895	13,140	25,035
75-84 years	7,451	7,533	14,984
85+ years	2,306	2,372	4,678
Race	26,084	28,910	54,994
White	16,930	20,592	37,522
Black	2,517	1,632	4,149
American Indian/Alaskan	163	116	279
Other	1,723	3,190	4,913
Unknown	4,751	3,380	8,131
Other race includes Asian, native Hawaiian/Pacific Islander, or other.			
Ethnicity	26,084	28,910	54,994
Hispanic	1,586	1,306	2,892
Non-Hispanic	13,672	17,459	31,131
Unknown	10,826	10,145	20,971
Gender	26,084	28,910	54,994
Female	14,756	16,709	31,465
Male	11,262	12,194	23,456
Unknown	66	7	73

COVID-19 doses administered for the past 2 weeks

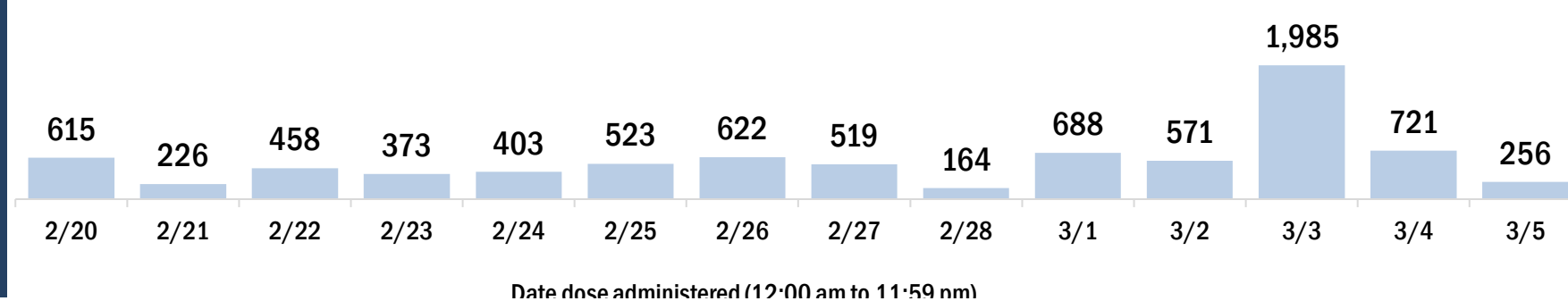


Persons vaccinated for COVID-19 for the past 2 weeks

Number of persons who received their first dose of a two-dose series of the COVID-19 vaccine



Number of persons who completed the COVID-19 vaccine series



COVID-19: Sumter County vaccine summary

Vaccination data through Mar 5, 2021 as of Mar 6, 2021 at 12:05 AM

Data in this report are provisional and subject to change.

Data in this summary pertain to COVID-19 vaccines approved by the U.S. Food and Drug Administration and have been issued an Emergency Use Authorization (Janssen COVID-19 Vaccine, Moderna COVID-19 Vaccine and Pfizer-BioNTech COVID-19 Vaccine). These data summarize the number of people who have received either their first dose or have completed the series for a COVID-19 vaccine. **A person can only be counted in one category, first dose or series complete.** For persons receiving Moderna or Pfizer vaccines, once they receive their second dose, they are moved from the first dose column to the series completed column. **Because of this, the total first dose category may show a change from report to report not matching the total receiving their first dose from the previous day.** Persons receiving Johnson & Johnson vaccines will always be counted in the series completed column.

COVID-19 doses for vaccinated persons in Florida

Doses administered 61,946

People receiving one dose of a 1-dose series (Johnson & Johnson) or receiving only one dose of a 2-dose series (Moderna, Pfizer) count once. Persons receiving both doses of a 2-dose series count twice.

Current status of persons vaccinated for COVID-19 in Florida

Total people vaccinated 41,037

First dose 20,124

Series completed 20,913

Completed 1-dose series 4

Completed 2-dose series 20,909

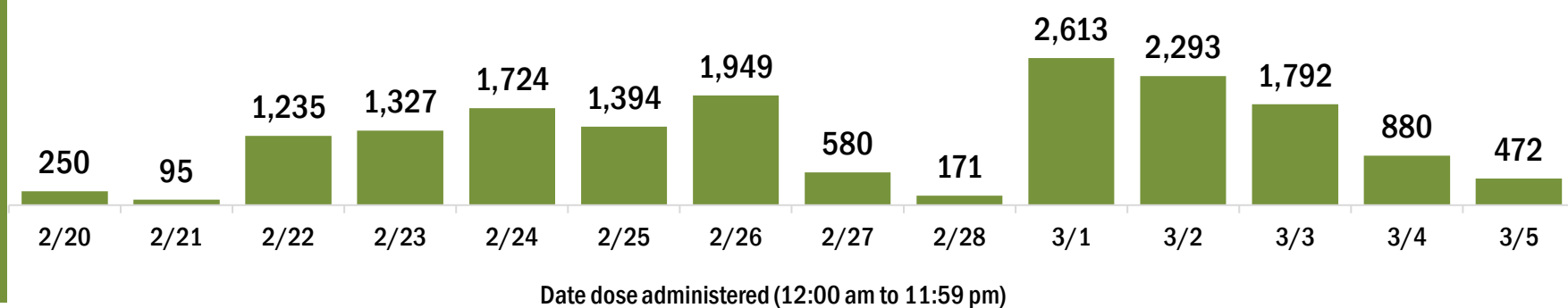
First dose: current number of people who have only received their first dose of the Moderna or Pfizer vaccine.

Series complete: current number of people who have received both Moderna or Pfizer vaccine doses or one Johnson & Johnson dose and are considered fully immunized.

Demographic summary

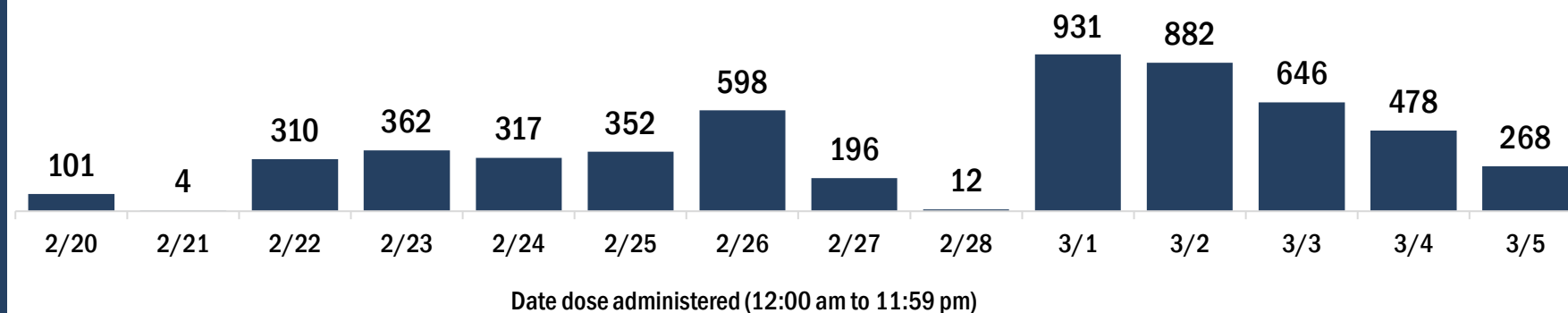
	First dose	Series complete	Total people vaccinated
Age group	20,124	20,913	41,037
16-24 years	18	31	49
25-34 years	62	84	146
35-44 years	71	120	191
45-54 years	177	187	364
55-64 years	675	551	1,226
65-74 years	10,572	11,665	22,237
75-84 years	7,349	7,161	14,510
85+ years	1,200	1,114	2,314
Race	20,124	20,913	41,037
White	15,213	16,961	32,174
Black	203	188	391
American Indian/Alaskan	38	47	85
Other	981	1,050	2,031
Unknown	3,689	2,667	6,356
Other race includes Asian, native Hawaiian/Pacific Islander, or other.			
Ethnicity	20,124	20,913	41,037
Hispanic	260	197	457
Non-Hispanic	9,911	11,526	21,437
Unknown	9,953	9,190	19,143
Gender	20,124	20,913	41,037
Female	11,150	11,583	22,733
Male	8,903	9,325	18,228
Unknown	71	5	76

COVID-19 doses administered for the past 2 weeks

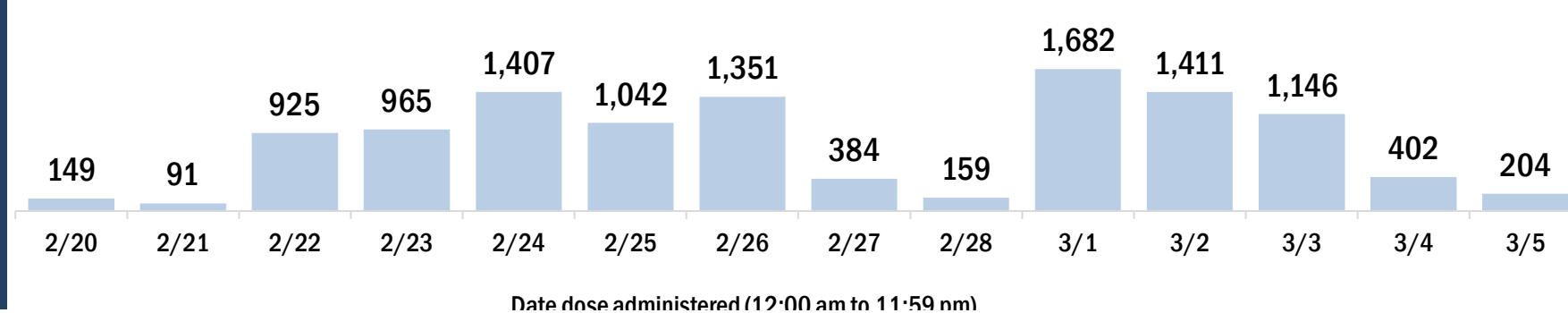


Persons vaccinated for COVID-19 for the past 2 weeks

Number of persons who received their first dose of a two-dose series of the COVID-19 vaccine



Number of persons who completed the COVID-19 vaccine series



COVID-19: Suwannee County vaccine summary

Vaccination data through Mar 5, 2021 as of Mar 6, 2021 at 12:05 AM

Data in this report are provisional and subject to change.

Data in this summary pertain to COVID-19 vaccines approved by the U.S. Food and Drug Administration and have been issued an Emergency Use Authorization (Janssen COVID-19 Vaccine, Moderna COVID-19 Vaccine and Pfizer-BioNTech COVID-19 Vaccine). These data summarize the number of people who have received either their first dose or have completed the series for a COVID-19 vaccine. **A person can only be counted in one category, first dose or series complete.** For persons receiving Moderna or Pfizer vaccines, once they receive their second dose, they are moved from the first dose column to the series completed column. **Because of this, the total first dose category may show a change from report to report not matching the total receiving their first dose from the previous day.** Persons receiving Johnson & Johnson vaccines will always be counted in the series completed column.

COVID-19 doses for vaccinated persons in Florida

Doses administered 9,323

People receiving one dose of a 1-dose series (Johnson & Johnson) or receiving only one dose of a 2-dose series (Moderna, Pfizer) count once. Persons receiving both doses of a 2-dose series count twice.

Current status of persons vaccinated for COVID-19 in Florida

Total people vaccinated 5,438

First dose 1,553

Series completed 3,885

Completed 1-dose series 0

Completed 2-dose series 3,885

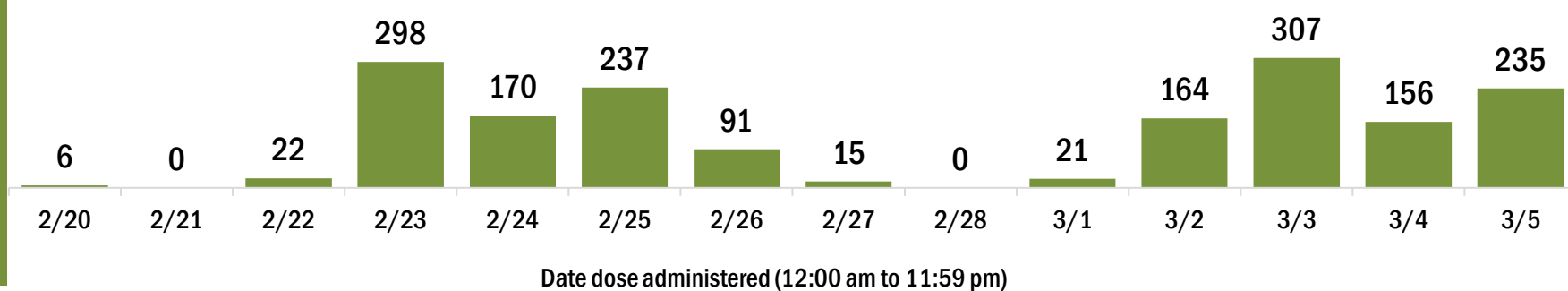
First dose: current number of people who have only received their first dose of the Moderna or Pfizer vaccine.

Series complete: current number of people who have received both Moderna or Pfizer vaccine doses or one Johnson & Johnson dose and are considered fully immunized.

Demographic summary

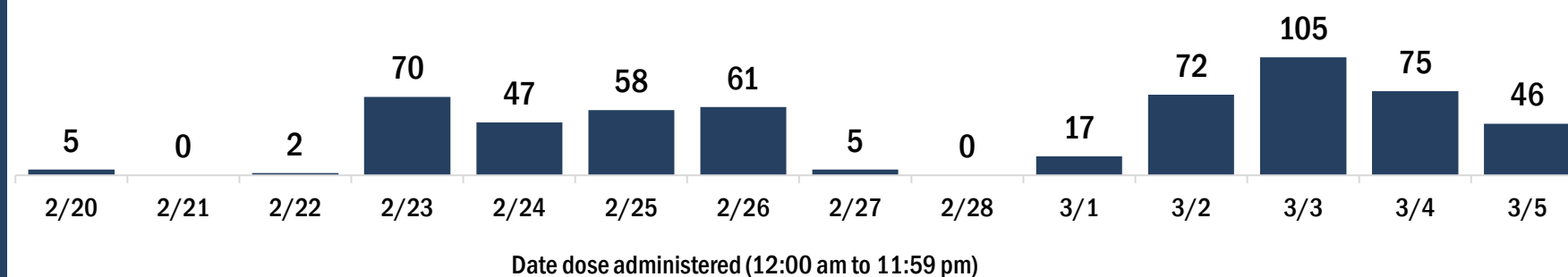
	First dose	Series complete	Total people vaccinated
Age group	1,553	3,885	5,438
16-24 years	15	29	44
25-34 years	26	60	86
35-44 years	49	84	133
45-54 years	76	112	188
55-64 years	236	225	461
65-74 years	688	1,703	2,391
75-84 years	348	1,226	1,574
85+ years	115	446	561
Race	1,553	3,885	5,438
White	1,085	2,663	3,748
Black	146	193	339
American Indian/Alaskan	1	3	4
Other	100	271	371
Unknown	221	755	976
Other race includes Asian, native Hawaiian/Pacific Islander, or other.			
Ethnicity	1,553	3,885	5,438
Hispanic	40	45	85
Non-Hispanic	741	1,648	2,389
Unknown	772	2,192	2,964
Gender	1,553	3,885	5,438
Female	920	2,282	3,202
Male	633	1,603	2,236
Unknown	0	0	0

COVID-19 doses administered for the past 2 weeks

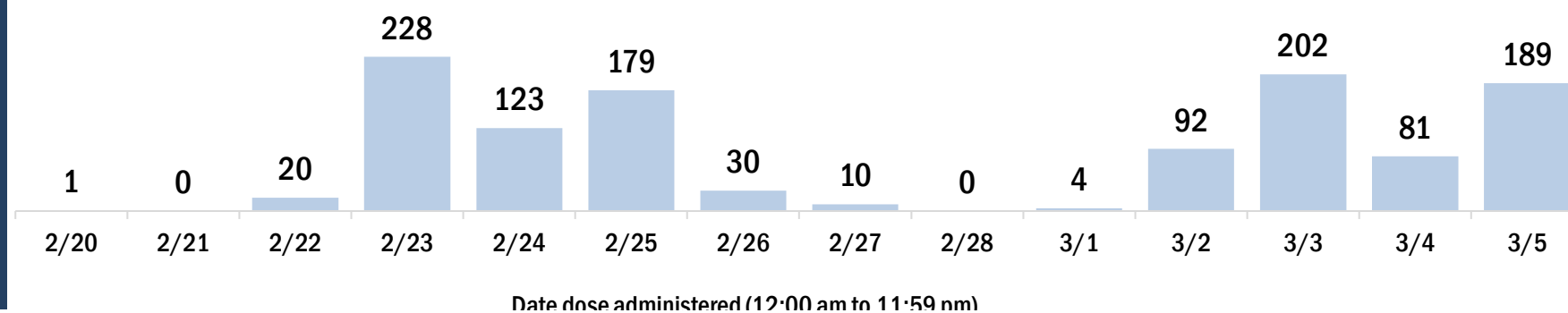


Persons vaccinated for COVID-19 for the past 2 weeks

Number of persons who received their first dose of a two-dose series of the COVID-19 vaccine



Number of persons who completed the COVID-19 vaccine series



COVID-19: Taylor County vaccine summary

Vaccination data through Mar 5, 2021 as of Mar 6, 2021 at 12:05 AM

Data in this report are provisional and subject to change.

Data in this summary pertain to COVID-19 vaccines approved by the U.S. Food and Drug Administration and have been issued an Emergency Use Authorization (Janssen COVID-19 Vaccine, Moderna COVID-19 Vaccine and Pfizer-BioNTech COVID-19 Vaccine). These data summarize the number of people who have received either their first dose or have completed the series for a COVID-19 vaccine. **A person can only be counted in one category, first dose or series complete.** For persons receiving Moderna or Pfizer vaccines, once they receive their second dose, they are moved from the first dose column to the series completed column. **Because of this, the total first dose category may show a change from report to report not matching the total receiving their first dose from the previous day.** Persons receiving Johnson & Johnson vaccines will always be counted in the series completed column.

COVID-19 doses for vaccinated persons in Florida

Doses administered 4,756

People receiving one dose of a 1-dose series (Johnson & Johnson) or receiving only one dose of a 2-dose series (Moderna, Pfizer) count once. Persons receiving both doses of a 2-dose series count twice.

Current status of persons vaccinated for COVID-19 in Florida

Total people vaccinated 3,100

First dose 1,444

Series completed 1,656

Completed 1-dose series 0

Completed 2-dose series 1,656

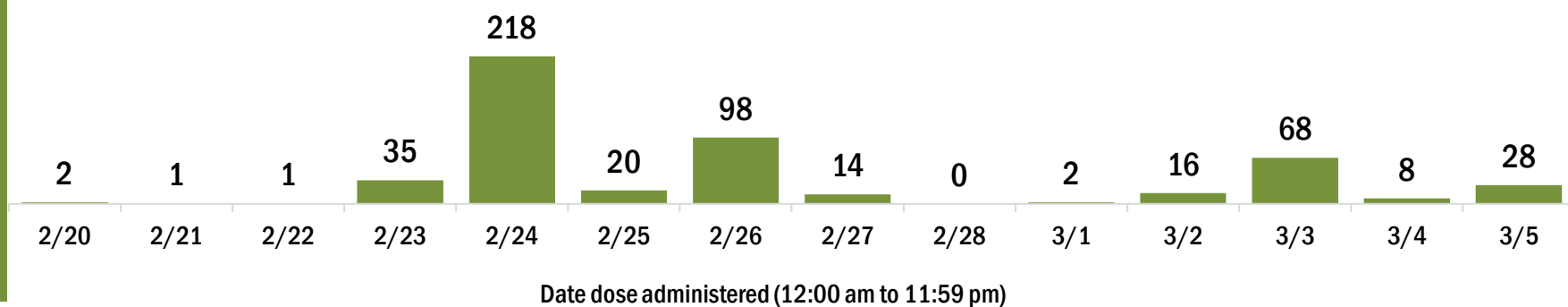
First dose: current number of people who have only received their first dose of the Moderna or Pfizer vaccine.

Series complete: current number of people who have received both Moderna or Pfizer vaccine doses or one Johnson & Johnson dose and are considered fully immunized.

Demographic summary

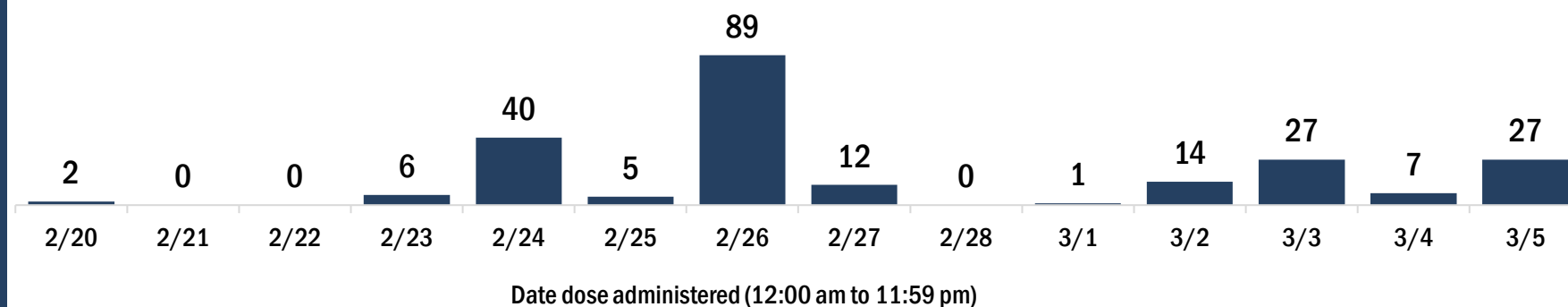
	First dose	Series complete	Total people vaccinated
Age group	1,444	1,656	3,100
16-24 years	26	8	34
25-34 years	25	30	55
35-44 years	39	25	64
45-54 years	86	51	137
55-64 years	253	138	391
65-74 years	594	761	1,355
75-84 years	319	502	821
85+ years	102	141	243
Race	1,444	1,656	3,100
White	986	1,175	2,161
Black	156	108	264
American Indian/Alaskan	8	6	14
Other	50	159	209
Unknown	244	208	452
Other race includes Asian, native Hawaiian/Pacific Islander, or other.			
Ethnicity	1,444	1,656	3,100
Hispanic	14	18	32
Non-Hispanic	727	623	1,350
Unknown	703	1,015	1,718
Gender	1,444	1,656	3,100
Female	784	922	1,706
Male	660	734	1,394
Unknown	0	0	0

COVID-19 doses administered for the past 2 weeks

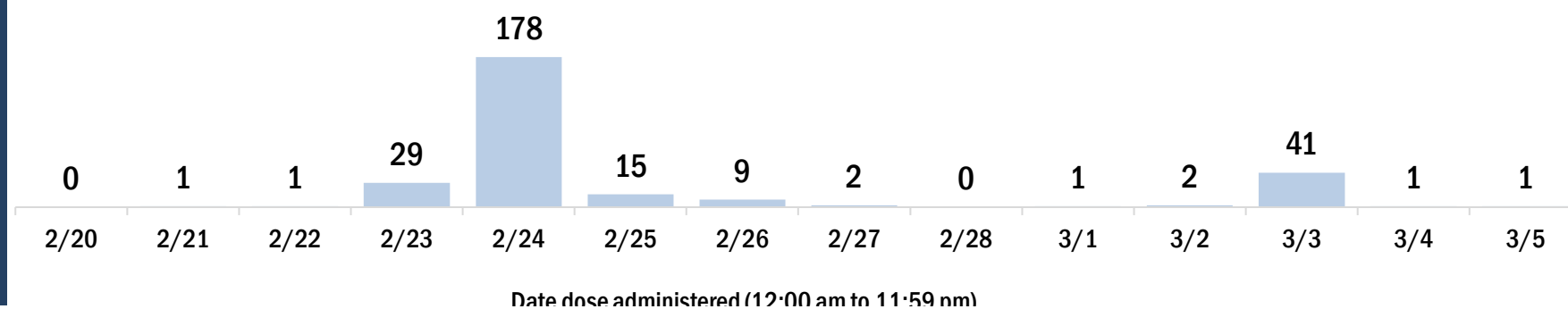


Persons vaccinated for COVID-19 for the past 2 weeks

Number of persons who received their first dose of a two-dose series of the COVID-19 vaccine



Number of persons who completed the COVID-19 vaccine series



COVID-19: Union County vaccine summary

Vaccination data through Mar 5, 2021 as of Mar 6, 2021 at 12:05 AM

Data in this report are provisional and subject to change.

Data in this summary pertain to COVID-19 vaccines approved by the U.S. Food and Drug Administration and have been issued an Emergency Use Authorization (Janssen COVID-19 Vaccine, Moderna COVID-19 Vaccine and Pfizer-BioNTech COVID-19 Vaccine). These data summarize the number of people who have received either their first dose or have completed the series for a COVID-19 vaccine. **A person can only be counted in one category, first dose or series complete.** For persons receiving Moderna or Pfizer vaccines, once they receive their second dose, they are moved from the first dose column to the series completed column. **Because of this, the total first dose category may show a change from report to report not matching the total receiving their first dose from the previous day.** Persons receiving Johnson & Johnson vaccines will always be counted in the series completed column.

COVID-19 doses for vaccinated persons in Florida

Doses administered 2,305

People receiving one dose of a 1-dose series (Johnson & Johnson) or receiving only one dose of a 2-dose series (Moderna, Pfizer) count once. Persons receiving both doses of a 2-dose series count twice.

Current status of persons vaccinated for COVID-19 in Florida

Total people vaccinated 1,315

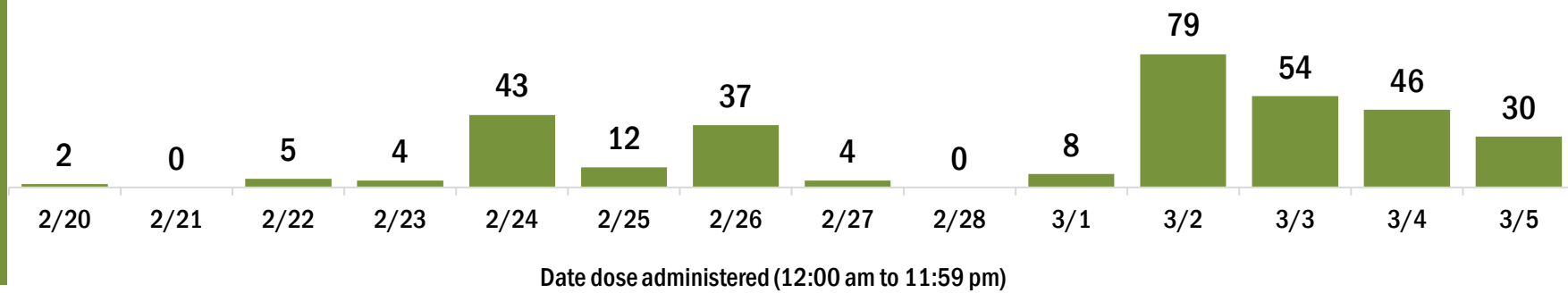
First dose 325
 Series completed 990
 Completed 1-dose series 0
 Completed 2-dose series 990

First dose: current number of people who have only received their first dose of the Moderna or Pfizer vaccine.

Series complete: current number of people who have received both Moderna or Pfizer vaccine doses or one Johnson & Johnson dose and are considered fully immunized.

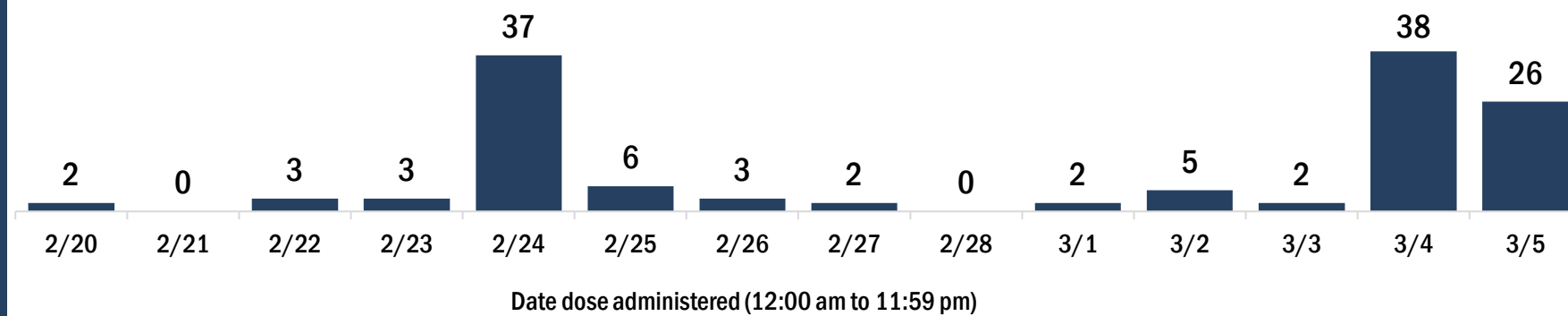
Demographic summary	First dose	Series complete	Total people vaccinated
Age group	325	990	1,315
16-24 years	2	8	10
25-34 years	12	42	54
35-44 years	10	32	42
45-54 years	21	37	58
55-64 years	50	71	121
65-74 years	142	440	582
75-84 years	67	278	345
85+ years	21	82	103
Race	325	990	1,315
White	248	824	1,072
Black	32	56	88
American Indian/Alaskan	4	8	12
Other	31	89	120
Unknown	10	13	23
Other race includes Asian, native Hawaiian/Pacific Islander, or other.			
Ethnicity	325	990	1,315
Hispanic	7	16	23
Non-Hispanic	272	925	1,197
Unknown	46	49	95
Gender	325	990	1,315
Female	191	560	751
Male	134	430	564
Unknown	0	0	0

COVID-19 doses administered for the past 2 weeks

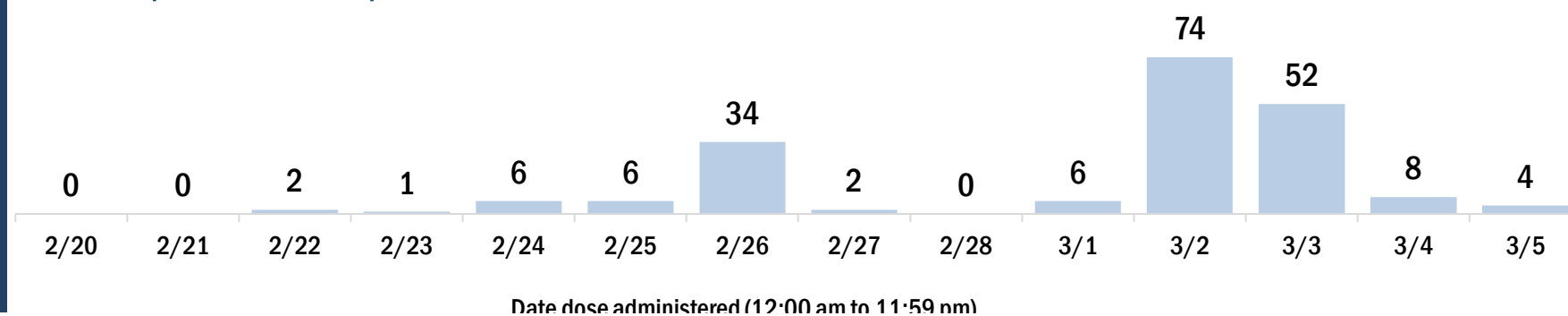


Persons vaccinated for COVID-19 for the past 2 weeks

Number of persons who received their first dose of a two-dose series of the COVID-19 vaccine



Number of persons who completed the COVID-19 vaccine series



COVID-19: Volusia County vaccine summary

Vaccination data through Mar 5, 2021 as of Mar 6, 2021 at 12:05 AM

Data in this report are provisional and subject to change.

Data in this summary pertain to COVID-19 vaccines approved by the U.S. Food and Drug Administration and have been issued an Emergency Use Authorization (Janssen COVID-19 Vaccine, Moderna COVID-19 Vaccine and Pfizer-BioNTech COVID-19 Vaccine). These data summarize the number of people who have received either their first dose or have completed the series for a COVID-19 vaccine. **A person can only be counted in one category, first dose or series complete.** For persons receiving Moderna or Pfizer vaccines, once they receive their second dose, they are moved from the first dose column to the series completed column. **Because of this, the total first dose category may show a change from report to report not matching the total receiving their first dose from the previous day.** Persons receiving Johnson & Johnson vaccines will always be counted in the series completed column.

COVID-19 doses for vaccinated persons in Florida

Doses administered 137,356

People receiving one dose of a 1-dose series (Johnson & Johnson) or receiving only one dose of a 2-dose series (Moderna, Pfizer) count once. Persons receiving both doses of a 2-dose series count twice.

Current status of persons vaccinated for COVID-19 in Florida

Total people vaccinated 88,179

First dose 38,983

Series completed 49,196

Completed 1-dose series 19

Completed 2-dose series 49,177

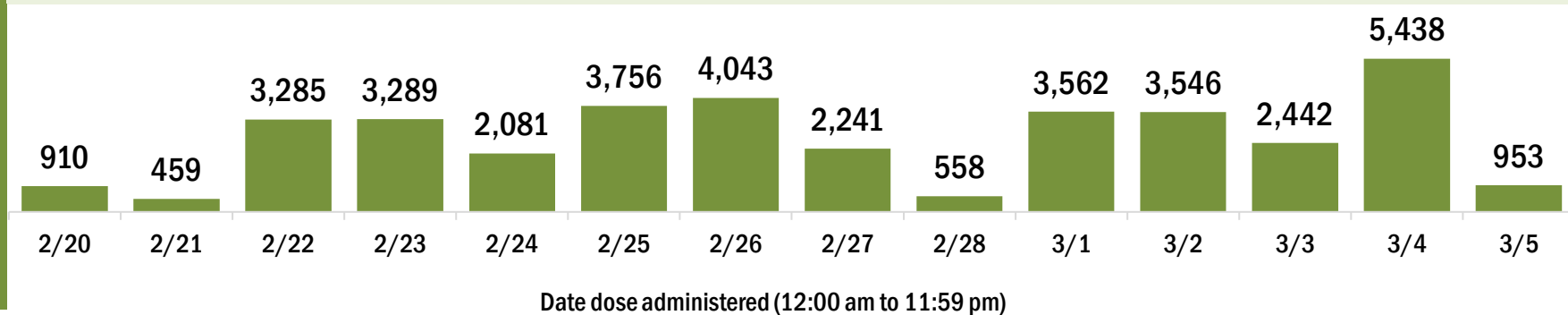
First dose: current number of people who have only received their first dose of the Moderna or Pfizer vaccine.

Series complete: current number of people who have received both Moderna or Pfizer vaccine doses or one Johnson & Johnson dose and are considered fully immunized.

Demographic summary

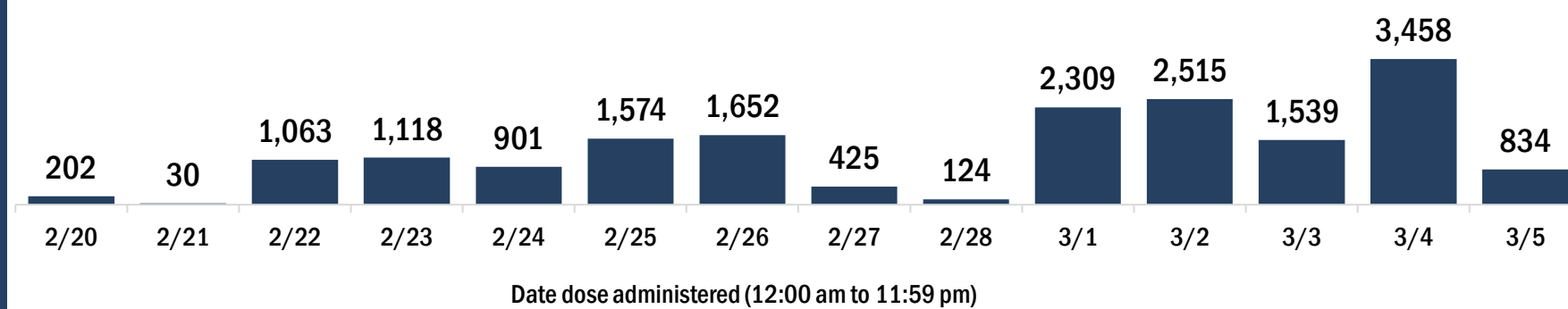
	First dose	Series complete	Total people vaccinated
Age group	38,983	49,196	88,179
16-24 years	294	536	830
25-34 years	615	1,527	2,142
35-44 years	840	2,036	2,876
45-54 years	1,514	2,845	4,359
55-64 years	3,077	4,404	7,481
65-74 years	18,211	21,591	39,802
75-84 years	10,953	11,572	22,525
85+ years	3,479	4,685	8,164
Race	38,983	49,196	88,179
White	24,614	29,078	53,692
Black	1,824	1,054	2,878
American Indian/Alaskan	182	147	329
Other	3,244	9,505	12,749
Unknown	9,119	9,412	18,531
Other race includes Asian, native Hawaiian/Pacific Islander, or other.			
Ethnicity	38,983	49,196	88,179
Hispanic	1,597	1,104	2,701
Non-Hispanic	17,187	18,926	36,113
Unknown	20,199	29,166	49,365
Gender	38,983	49,196	88,179
Female	22,369	28,843	51,212
Male	15,976	19,971	35,947
Unknown	638	382	1,020

COVID-19 doses administered for the past 2 weeks

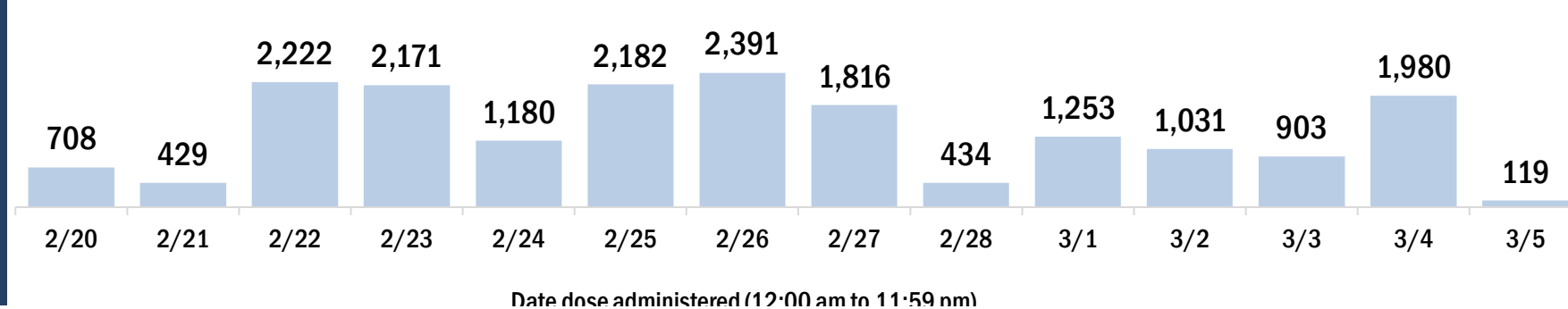


Persons vaccinated for COVID-19 for the past 2 weeks

Number of persons who received their first dose of a two-dose series of the COVID-19 vaccine



Number of persons who completed the COVID-19 vaccine series



COVID-19: Wakulla County vaccine summary

Vaccination data through Mar 5, 2021 as of Mar 6, 2021 at 12:05 AM

Data in this report are provisional and subject to change.

Data in this summary pertain to COVID-19 vaccines approved by the U.S. Food and Drug Administration and have been issued an Emergency Use Authorization (Janssen COVID-19 Vaccine, Moderna COVID-19 Vaccine and Pfizer-BioNTech COVID-19 Vaccine). These data summarize the number of people who have received either their first dose or have completed the series for a COVID-19 vaccine. **A person can only be counted in one category, first dose or series complete.** For persons receiving Moderna or Pfizer vaccines, once they receive their second dose, they are moved from the first dose column to the series completed column. **Because of this, the total first dose category may show a change from report to report not matching the total receiving their first dose from the previous day.** Persons receiving Johnson & Johnson vaccines will always be counted in the series completed column.

COVID-19 doses for vaccinated persons in Florida

Doses administered 8,547

People receiving one dose of a 1-dose series (Johnson & Johnson) or receiving only one dose of a 2-dose series (Moderna, Pfizer) count once. Persons receiving both doses of a 2-dose series count twice.

Current status of persons vaccinated for COVID-19 in Florida

Total people vaccinated 5,475

First dose 2,403

Series completed 3,072

Completed 1-dose series 0

Completed 2-dose series 3,072

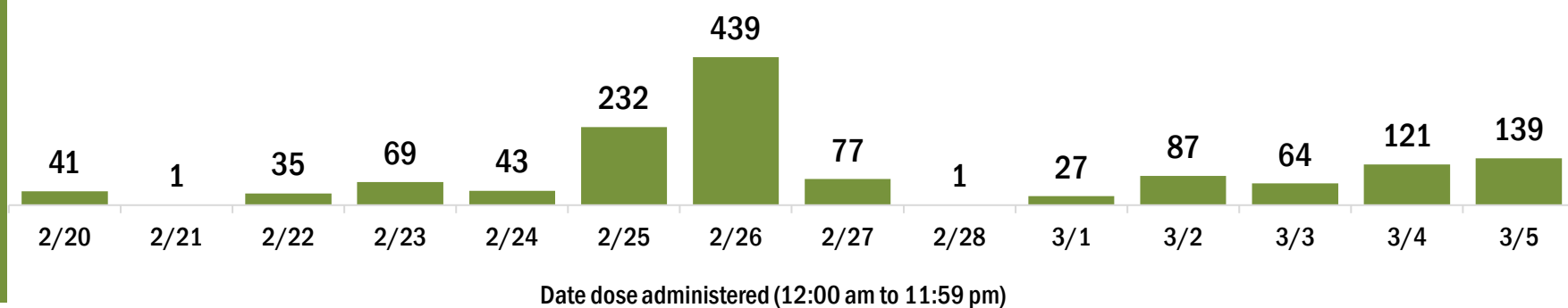
First dose: current number of people who have only received their first dose of the Moderna or Pfizer vaccine.

Series complete: current number of people who have received both Moderna or Pfizer vaccine doses or one Johnson & Johnson dose and are considered fully immunized.

Demographic summary

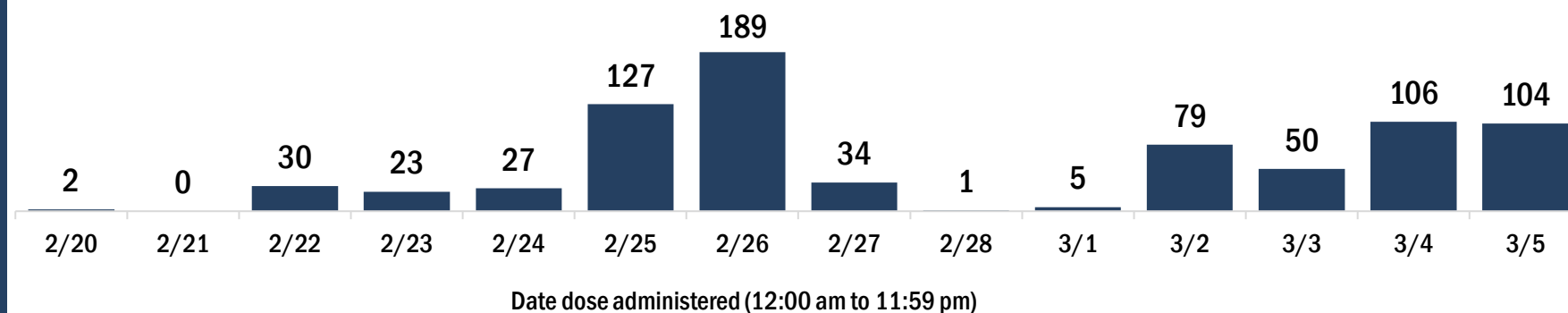
	First dose	Series complete	Total people vaccinated
Age group	2,403	3,072	5,475
16-24 years	27	23	50
25-34 years	67	91	158
35-44 years	137	111	248
45-54 years	239	123	362
55-64 years	511	207	718
65-74 years	928	1,558	2,486
75-84 years	394	771	1,165
85+ years	100	188	288
Race	2,403	3,072	5,475
White	1,719	2,333	4,052
Black	147	156	303
American Indian/Alaskan	9	15	24
Other	289	410	699
Unknown	239	158	397
Other race includes Asian, native Hawaiian/Pacific Islander, or other.			
Ethnicity	2,403	3,072	5,475
Hispanic	30	27	57
Non-Hispanic	1,525	2,272	3,797
Unknown	848	773	1,621
Gender	2,403	3,072	5,475
Female	1,396	1,686	3,082
Male	1,006	1,385	2,391
Unknown	1	1	2

COVID-19 doses administered for the past 2 weeks

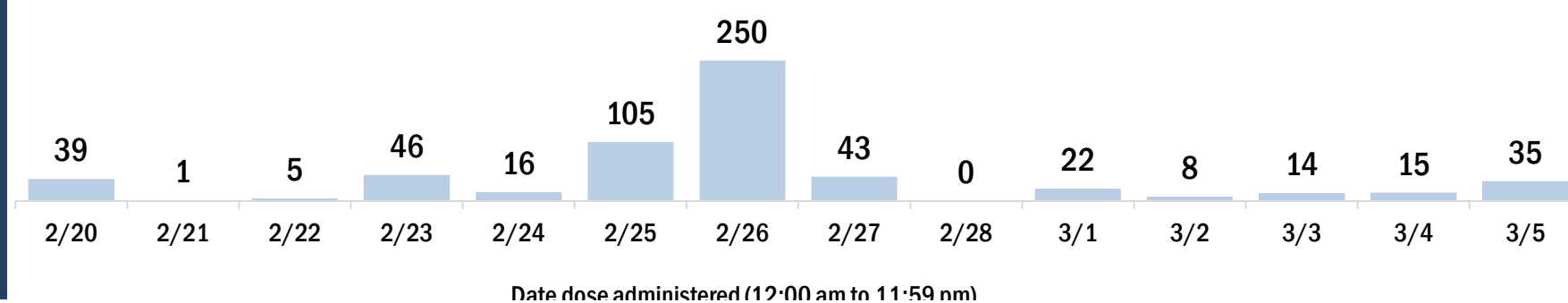


Persons vaccinated for COVID-19 for the past 2 weeks

Number of persons who received their first dose of a two-dose series of the COVID-19 vaccine



Number of persons who completed the COVID-19 vaccine series



COVID-19: Walton County vaccine summary

Vaccination data through Mar 5, 2021 as of Mar 6, 2021 at 12:05 AM

Data in this report are provisional and subject to change.

Data in this summary pertain to COVID-19 vaccines approved by the U.S. Food and Drug Administration and have been issued an Emergency Use Authorization (Janssen COVID-19 Vaccine, Moderna COVID-19 Vaccine and Pfizer-BioNTech COVID-19 Vaccine). These data summarize the number of people who have received either their first dose or have completed the series for a COVID-19 vaccine. **A person can only be counted in one category, first dose or series complete.** For persons receiving Moderna or Pfizer vaccines, once they receive their second dose, they are moved from the first dose column to the series completed column. **Because of this, the total first dose category may show a change from report to report not matching the total receiving their first dose from the previous day.** Persons receiving Johnson & Johnson vaccines will always be counted in the series completed column.

COVID-19 doses for vaccinated persons in Florida

Doses administered 18,998

People receiving one dose of a 1-dose series (Johnson & Johnson) or receiving only one dose of a 2-dose series (Moderna, Pfizer) count once. Persons receiving both doses of a 2-dose series count twice.

Current status of persons vaccinated for COVID-19 in Florida

Total people vaccinated 11,601

First dose 4,202

Series completed 7,399

Completed 1-dose series 2

Completed 2-dose series 7,397

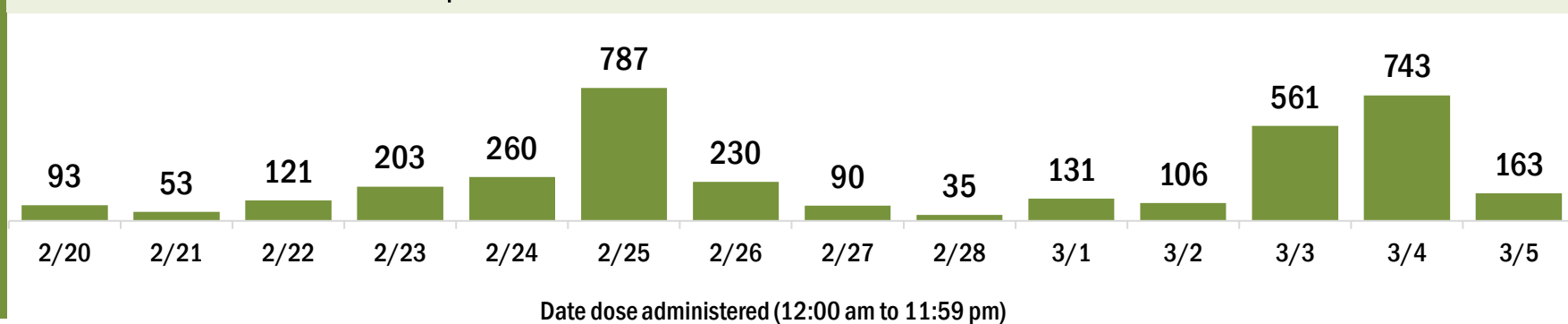
First dose: current number of people who have only received their first dose of the Moderna or Pfizer vaccine.

Series complete: current number of people who have received both Moderna or Pfizer vaccine doses or one Johnson & Johnson dose and are considered fully immunized.

Demographic summary

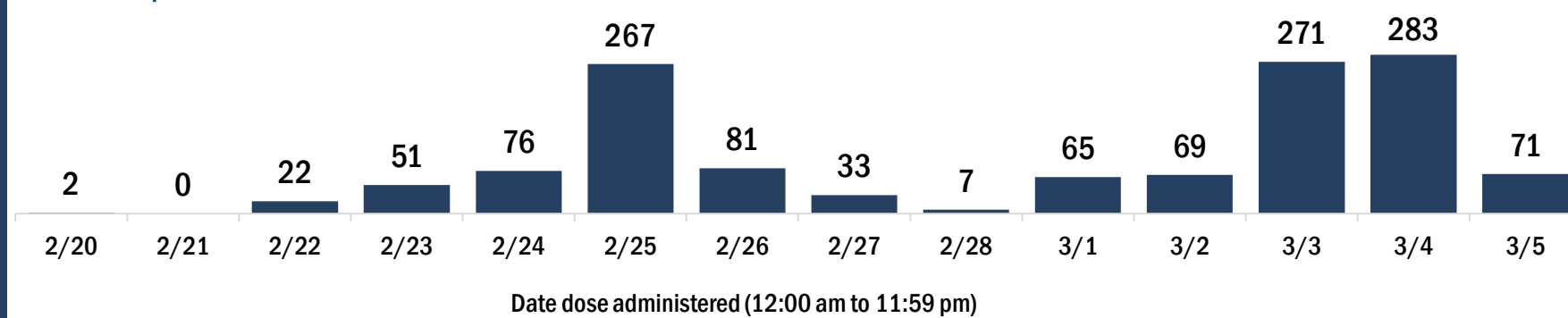
	First dose	Series complete	Total people vaccinated
Age group	4,202	7,399	11,601
16-24 years	31	37	68
25-34 years	102	109	211
35-44 years	219	190	409
45-54 years	309	272	581
55-64 years	635	549	1,184
65-74 years	1,874	3,987	5,861
75-84 years	838	1,741	2,579
85+ years	194	514	708
Race	4,202	7,399	11,601
White	3,157	5,727	8,884
Black	82	101	183
American Indian/Alaskan	9	26	35
Other	215	341	556
Unknown	739	1,204	1,943
Other race includes Asian, native Hawaiian/Pacific Islander, or other.			
Ethnicity	4,202	7,399	11,601
Hispanic	65	69	134
Non-Hispanic	2,685	4,882	7,567
Unknown	1,452	2,448	3,900
Gender	4,202	7,399	11,601
Female	2,251	4,072	6,323
Male	1,949	3,326	5,275
Unknown	2	1	3

COVID-19 doses administered for the past 2 weeks

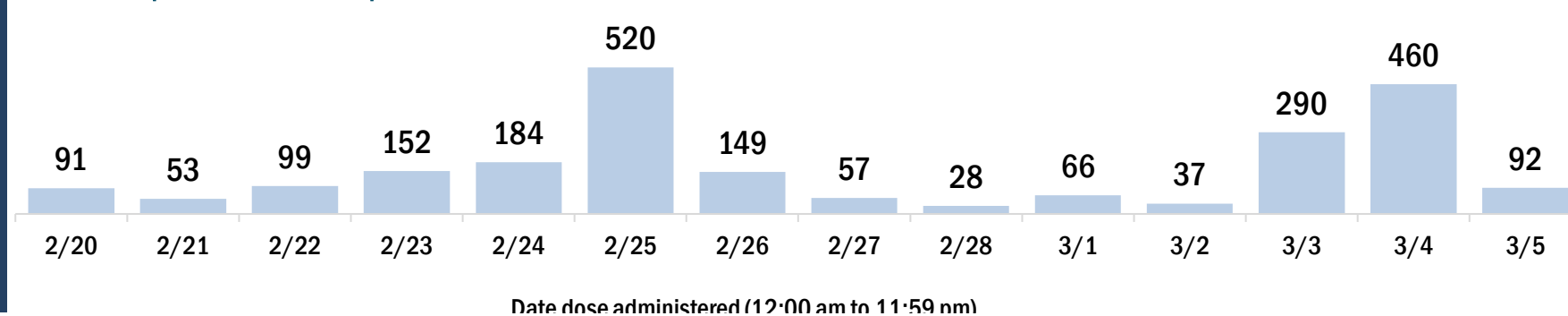


Persons vaccinated for COVID-19 for the past 2 weeks

Number of persons who received their first dose of a two-dose series of the COVID-19 vaccine



Number of persons who completed the COVID-19 vaccine series



COVID-19: Washington County vaccine summary

Vaccination data through Mar 5, 2021 as of Mar 6, 2021 at 12:05 AM

Data in this report are provisional and subject to change.

Data in this summary pertain to COVID-19 vaccines approved by the U.S. Food and Drug Administration and have been issued an Emergency Use Authorization (Janssen COVID-19 Vaccine, Moderna COVID-19 Vaccine and Pfizer-BioNTech COVID-19 Vaccine). These data summarize the number of people who have received either their first dose or have completed the series for a COVID-19 vaccine. **A person can only be counted in one category, first dose or series complete.** For persons receiving Moderna or Pfizer vaccines, once they receive their second dose, they are moved from the first dose column to the series completed column. **Because of this, the total first dose category may show a change from report to report not matching the total receiving their first dose from the previous day.** Persons receiving Johnson & Johnson vaccines will always be counted in the series completed column.

COVID-19 doses for vaccinated persons in Florida

Doses administered 4,763

People receiving one dose of a 1-dose series (Johnson & Johnson) or receiving only one dose of a 2-dose series (Moderna, Pfizer) count once. Persons receiving both doses of a 2-dose series count twice.

Current status of persons vaccinated for COVID-19 in Florida

Total people vaccinated 3,027

First dose 1,291

Series completed 1,736

Completed 1-dose series 0

Completed 2-dose series 1,736

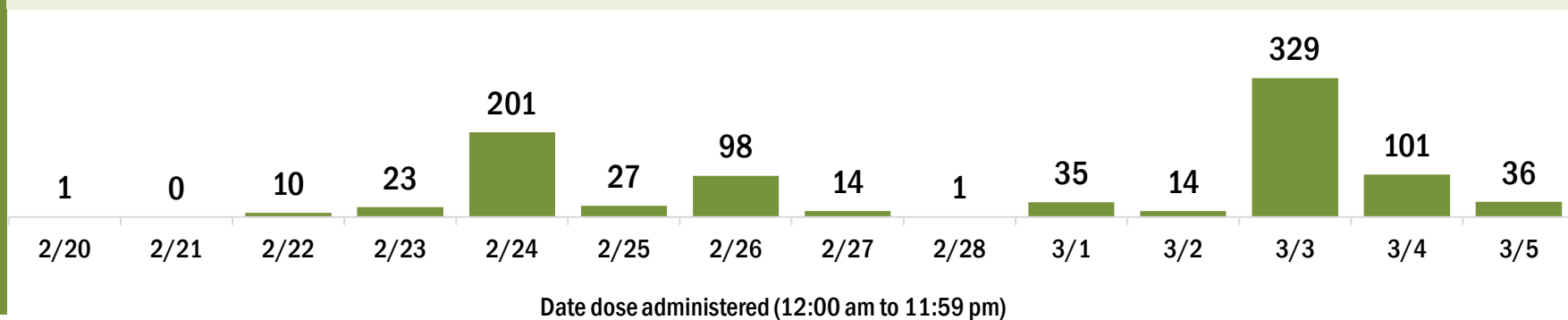
First dose: current number of people who have only received their first dose of the Moderna or Pfizer vaccine.

Series complete: current number of people who have received both Moderna or Pfizer vaccine doses or one Johnson & Johnson dose and are considered fully immunized.

Demographic summary

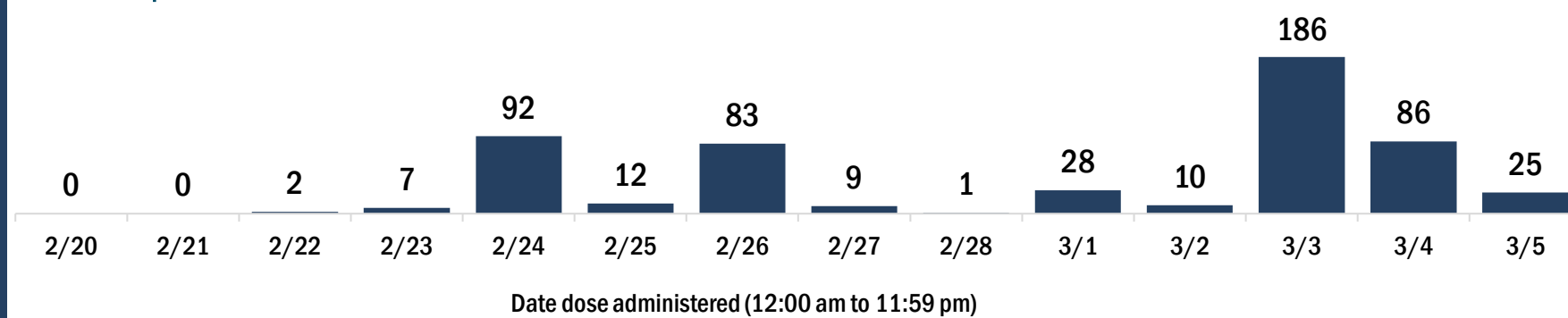
	First dose	Series complete	Total people vaccinated
Age group	1,291	1,736	3,027
16-24 years	13	11	24
25-34 years	38	37	75
35-44 years	44	65	109
45-54 years	104	97	201
55-64 years	195	169	364
65-74 years	508	737	1,245
75-84 years	281	462	743
85+ years	108	158	266
Race	1,291	1,736	3,027
White	1,018	1,357	2,375
Black	141	119	260
American Indian/Alaskan	12	21	33
Other	53	118	171
Unknown	67	121	188
Other race includes Asian, native Hawaiian/Pacific Islander, or other.			
Ethnicity	1,291	1,736	3,027
Hispanic	7	18	25
Non-Hispanic	975	1,301	2,276
Unknown	309	417	726
Gender	1,291	1,736	3,027
Female	677	983	1,660
Male	613	753	1,366
Unknown	1	0	1

COVID-19 doses administered for the past 2 weeks



Persons vaccinated for COVID-19 for the past 2 weeks

Number of persons who received their first dose of a two-dose series of the COVID-19 vaccine



Number of persons who completed the COVID-19 vaccine series

