

# COVID-19: Florida vaccine summary

Vaccination data through Mar 4, 2021 as of Mar 5, 2021 at 12:05 AM

Data in this report are provisional and subject to change. Data are based on county of residence.

Data in this summary pertain to COVID-19 vaccines approved by the U.S. Food and Drug Administration and have been issued an Emergency Use Authorization (Janssen COVID-19 Vaccine, Moderna COVID-19 Vaccine and Pfizer-BioNTech COVID-19 Vaccine). These data summarize the number of people who have received either their first dose or have completed the series for a COVID-19 vaccine. **A person can only be counted in one category, first dose or series complete.** For persons receiving Moderna or Pfizer vaccines, once they receive their second dose, they are moved from the first dose column to the series completed column. **Because of this, the total first dose category may show a change from report to report not matching the total receiving their first dose from the previous day.** Persons receiving Johnson & Johnson vaccines will always be counted in the series completed column.

## COVID-19 doses for vaccinated persons in Florida

**Doses administered** 5,213,322

People receiving one dose of a 1-dose series (Johnson & Johnson) or receiving only one dose of a 2-dose series (Moderna, Pfizer) count once. Persons receiving both doses of a 2-dose series count twice.

## Current status of persons vaccinated for COVID-19 in Florida

**Total people vaccinated** 3,362,212

First dose 1,509,746

Series completed 1,852,466

Completed 1-dose series 1,356

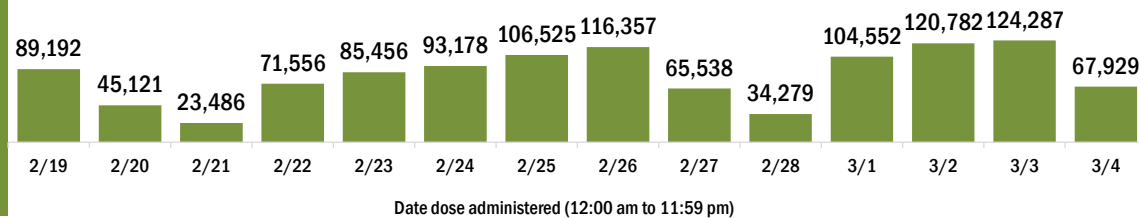
Completed 2-dose series 1,851,110

**First dose:** current number of people who have only received their first dose of the Moderna or Pfizer vaccine.

**Series complete:** current number of people who have received both Moderna or Pfizer vaccine doses or one Johnson & Johnson dose and are considered fully immunized.

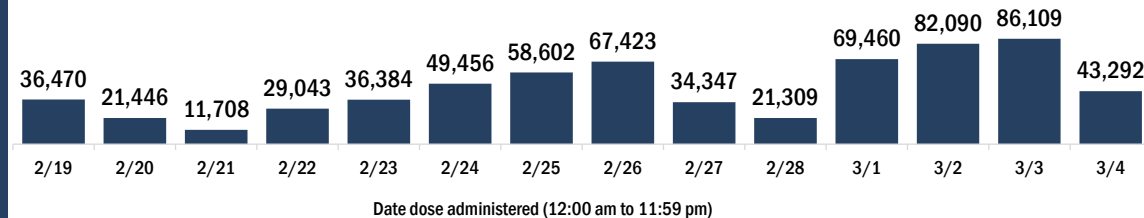
Demographic summary	First dose	Series complete	Total people vaccinated
<b>Age group</b>	1,509,746	1,852,466	3,362,212
16-24 years	17,256	22,438	39,694
25-34 years	41,628	79,667	121,295
35-44 years	55,973	98,437	154,410
45-54 years	82,144	118,815	200,959
55-64 years	153,124	158,656	311,780
65-74 years	639,475	767,490	1,406,965
75-84 years	387,866	443,704	831,570
85+ years	132,280	163,259	295,539
<b>Race</b>	1,509,746	1,852,466	3,362,212
White	996,030	1,275,802	2,271,832
Black	96,597	101,609	198,206
American Indian/Alaskan	6,437	6,706	13,143
Other	126,160	236,076	362,236
Unknown	284,522	232,273	516,795
<b>Other race</b> includes Asian, native Hawaiian/Pacific Islander, or other.			
<b>Ethnicity</b>	1,509,746	1,852,466	3,362,212
Hispanic	191,898	187,334	379,232
Non-Hispanic	693,902	1,015,022	1,708,924
Unknown	623,946	650,110	1,274,056
<b>Gender</b>	1,509,746	1,852,466	3,362,212
Female	858,707	1,074,608	1,933,315
Male	640,126	775,694	1,415,820
Unknown	10,913	2,164	13,077

## COVID-19 doses administered for the past 2 weeks

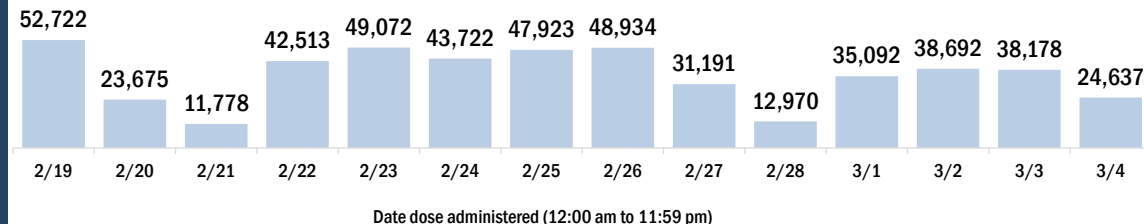


## Persons vaccinated for COVID-19 for the past 2 weeks

### Number of persons who received their first dose of the COVID-19 vaccine



### Number of persons who received their second dose and completed the COVID-19 vaccine series



# COVID-19: Alachua County vaccine summary

Vaccination data through Mar 4, 2021 as of Mar 5, 2021 at 12:05 AM

Data in this report are provisional and subject to change.

Data in this summary pertain to COVID-19 vaccines approved by the U.S. Food and Drug Administration and have been issued an Emergency Use Authorization (Janssen COVID-19 Vaccine, Moderna COVID-19 Vaccine and Pfizer-BioNTech COVID-19 Vaccine). These data summarize the number of people who have received either their first dose or have completed the series for a COVID-19 vaccine. **A person can only be counted in one category, first dose or series complete.** For persons receiving Moderna or Pfizer vaccines, once they receive their second dose, they are moved from the first dose column to the series completed column. **Because of this, the total first dose category may show a change from report to report not matching the total receiving their first dose from the previous day.** Persons receiving Johnson & Johnson vaccines will always be counted in the series completed column.

## COVID-19 doses for vaccinated persons in Florida

**Doses administered** 86,231

People receiving one dose of a 1-dose series (Johnson & Johnson) or receiving only one dose of a 2-dose series (Moderna, Pfizer) count once. Persons receiving both doses of a 2-dose series count twice.

## Current status of persons vaccinated for COVID-19 in Florida

**Total people vaccinated** 48,790

First dose 11,348

Series completed 37,442

Completed 1-dose series 1

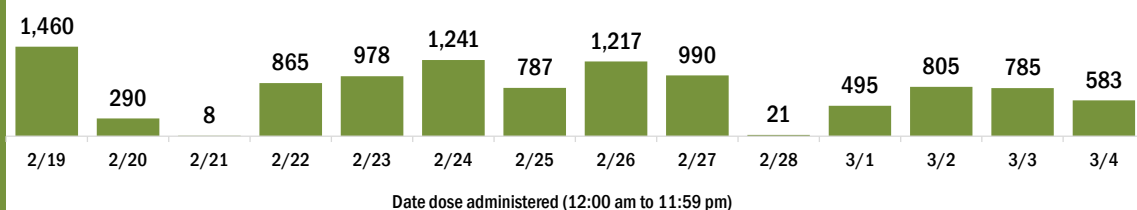
Completed 2-dose series 37,441

**First dose:** current number of people who have only received their first dose of the Moderna or Pfizer vaccine.

**Series complete:** current number of people who have received both Moderna or Pfizer vaccine doses or one Johnson & Johnson dose and are considered fully immunized.

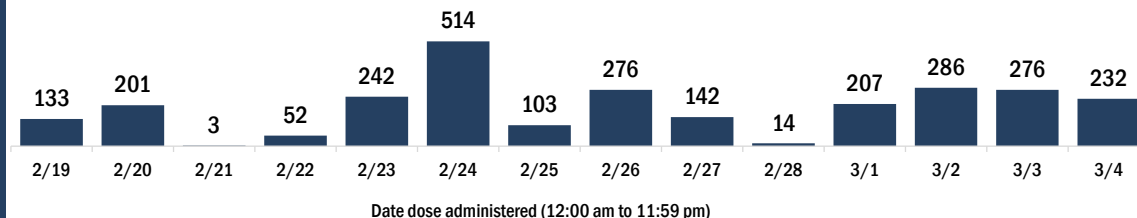
Demographic summary	First dose	Series complete	Total people vaccinated
<b>Age group</b>	<b>11,348</b>	<b>37,442</b>	<b>48,790</b>
16-24 years	578	1,751	2,329
25-34 years	823	4,996	5,819
35-44 years	800	3,722	4,522
45-54 years	905	3,438	4,343
55-64 years	1,549	3,797	5,346
65-74 years	4,150	10,792	14,942
75-84 years	1,932	6,363	8,295
85+ years	611	2,583	3,194
<b>Race</b>	<b>11,348</b>	<b>37,442</b>	<b>48,790</b>
White	6,795	27,230	34,025
Black	1,306	2,792	4,098
American Indian/Alaskan	33	112	145
Other	1,420	5,987	7,407
Unknown	1,794	1,321	3,115
<b>Other race</b> includes Asian, native Hawaiian/Pacific Islander, or other.			
<b>Ethnicity</b>	<b>11,348</b>	<b>37,442</b>	<b>48,790</b>
Hispanic	431	1,959	2,390
Non-Hispanic	4,469	27,959	32,428
Unknown	6,448	7,524	13,972
<b>Gender</b>	<b>11,348</b>	<b>37,442</b>	<b>48,790</b>
Female	6,677	22,510	29,187
Male	4,654	14,928	19,582
Unknown	17	4	21

## COVID-19 doses administered for the past 2 weeks

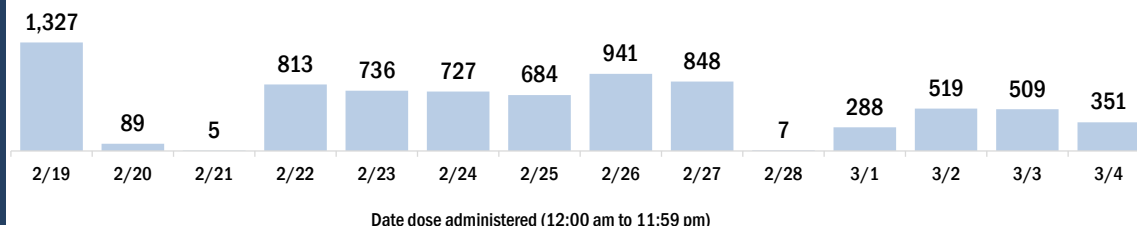


## Persons vaccinated for COVID-19 for the past 2 weeks

### Number of persons who received their first dose of a two-dose series of the COVID-19 vaccine



### Number of persons who completed the COVID-19 vaccine series



# COVID-19: Baker County vaccine summary

Vaccination data through Mar 4, 2021 as of Mar 5, 2021 at 12:05 AM

Data in this report are provisional and subject to change.

Data in this summary pertain to COVID-19 vaccines approved by the U.S. Food and Drug Administration and have been issued an Emergency Use Authorization (Janssen COVID-19 Vaccine, Moderna COVID-19 Vaccine and Pfizer-BioNTech COVID-19 Vaccine). These data summarize the number of people who have received either their first dose or have completed the series for a COVID-19 vaccine. **A person can only be counted in one category, first dose or series complete.** For persons receiving Moderna or Pfizer vaccines, once they receive their second dose, they are moved from the first dose column to the series completed column. **Because of this, the total first dose category may show a change from report to report not matching the total receiving their first dose from the previous day.** Persons receiving Johnson & Johnson vaccines will always be counted in the series completed column.

## COVID-19 doses for vaccinated persons in Florida

**Doses administered** 4,624

People receiving one dose of a 1-dose series (Johnson & Johnson) or receiving only one dose of a 2-dose series (Moderna, Pfizer) count once. Persons receiving both doses of a 2-dose series count twice.

## Current status of persons vaccinated for COVID-19 in Florida

**Total people vaccinated** 2,842

First dose 1,060

Series completed 1,782

Completed 1-dose series 0

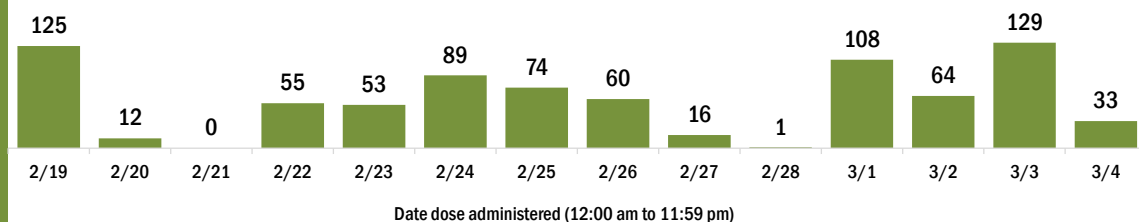
Completed 2-dose series 1,782

**First dose:** current number of people who have only received their first dose of the Moderna or Pfizer vaccine.

**Series complete:** current number of people who have received both Moderna or Pfizer vaccine doses or one Johnson & Johnson dose and are considered fully immunized.

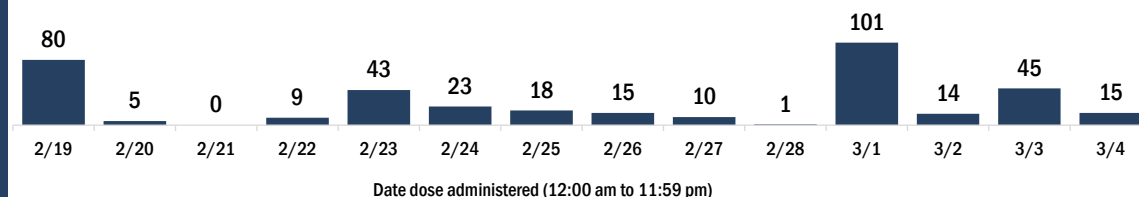
Demographic summary	First dose	Series complete	Total people vaccinated
<b>Age group</b>	<b>1,060</b>	<b>1,782</b>	<b>2,842</b>
16-24 years	14	27	41
25-34 years	45	76	121
35-44 years	49	110	159
45-54 years	72	123	195
55-64 years	145	200	345
65-74 years	457	718	1,175
75-84 years	205	419	624
85+ years	73	109	182
<b>Race</b>	<b>1,060</b>	<b>1,782</b>	<b>2,842</b>
White	775	1,333	2,108
Black	103	105	208
American Indian/Alaskan	9	11	20
Other	85	169	254
Unknown	88	164	252
<b>Other race</b> includes Asian, native Hawaiian/Pacific Islander, or other.			
<b>Ethnicity</b>	<b>1,060</b>	<b>1,782</b>	<b>2,842</b>
Hispanic	18	18	36
Non-Hispanic	604	881	1,485
Unknown	438	883	1,321
<b>Gender</b>	<b>1,060</b>	<b>1,782</b>	<b>2,842</b>
Female	604	982	1,586
Male	456	800	1,256
Unknown	0	0	0

## COVID-19 doses administered for the past 2 weeks

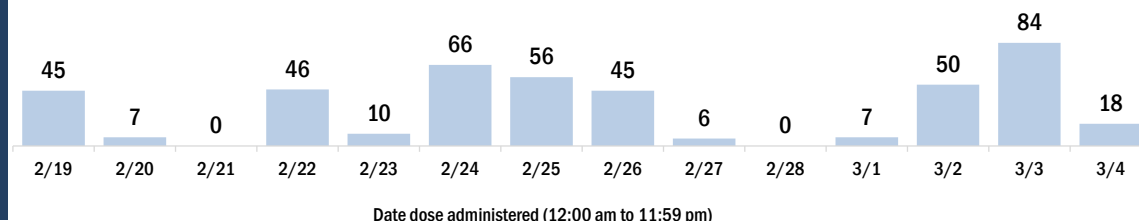


## Persons vaccinated for COVID-19 for the past 2 weeks

### Number of persons who received their first dose of a two-dose series of the COVID-19 vaccine



### Number of persons who completed the COVID-19 vaccine series



# COVID-19: Bay County vaccine summary

Vaccination data through Mar 4, 2021 as of Mar 5, 2021 at 12:05 AM

Data in this report are provisional and subject to change.

Data in this summary pertain to COVID-19 vaccines approved by the U.S. Food and Drug Administration and have been issued an Emergency Use Authorization (Janssen COVID-19 Vaccine, Moderna COVID-19 Vaccine and Pfizer-BioNTech COVID-19 Vaccine). These data summarize the number of people who have received either their first dose or have completed the series for a COVID-19 vaccine. **A person can only be counted in one category, first dose or series complete.** For persons receiving Moderna or Pfizer vaccines, once they receive their second dose, they are moved from the first dose column to the series completed column. **Because of this, the total first dose category may show a change from report to report not matching the total receiving their first dose from the previous day.** Persons receiving Johnson & Johnson vaccines will always be counted in the series completed column.

## COVID-19 doses for vaccinated persons in Florida

**Doses administered** 38,239

People receiving one dose of a 1-dose series (Johnson & Johnson) or receiving only one dose of a 2-dose series (Moderna, Pfizer) count once. Persons receiving both doses of a 2-dose series count twice.

## Current status of persons vaccinated for COVID-19 in Florida

**Total people vaccinated** 24,864

First dose 11,489

Series completed 13,375

Completed 1-dose series 0

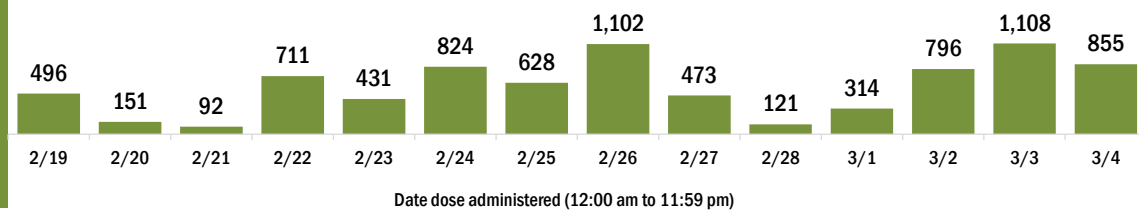
Completed 2-dose series 13,375

**First dose:** current number of people who have only received their first dose of the Moderna or Pfizer vaccine.

**Series complete:** current number of people who have received both Moderna or Pfizer vaccine doses or one Johnson & Johnson dose and are considered fully immunized.

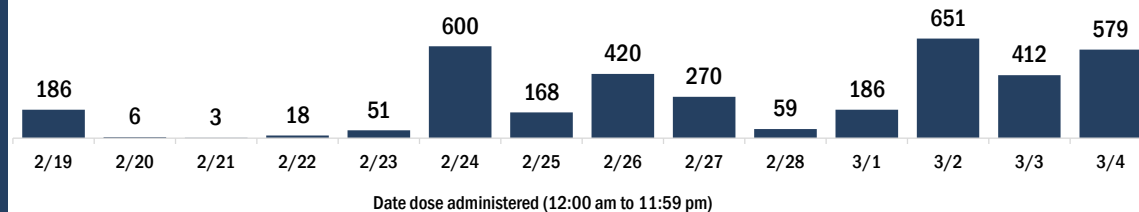
Demographic summary	First dose	Series complete	Total people vaccinated
<b>Age group</b>	<b>11,489</b>	<b>13,375</b>	<b>24,864</b>
16-24 years	229	114	343
25-34 years	401	433	834
35-44 years	700	688	1,388
45-54 years	1,164	881	2,045
55-64 years	2,257	1,103	3,360
65-74 years	4,101	5,819	9,920
75-84 years	1,991	3,268	5,259
85+ years	646	1,069	1,715
<b>Race</b>	<b>11,489</b>	<b>13,375</b>	<b>24,864</b>
White	7,444	9,065	16,509
Black	730	594	1,324
American Indian/Alaskan	37	73	110
Other	939	1,459	2,398
Unknown	2,339	2,184	4,523
<b>Other race</b> includes Asian, native Hawaiian/Pacific Islander, or other.			
<b>Ethnicity</b>	<b>11,489</b>	<b>13,375</b>	<b>24,864</b>
Hispanic	323	183	506
Non-Hispanic	5,790	6,929	12,719
Unknown	5,376	6,263	11,639
<b>Gender</b>	<b>11,489</b>	<b>13,375</b>	<b>24,864</b>
Female	6,598	7,504	14,102
Male	4,885	5,870	10,755
Unknown	6	1	7

## COVID-19 doses administered for the past 2 weeks

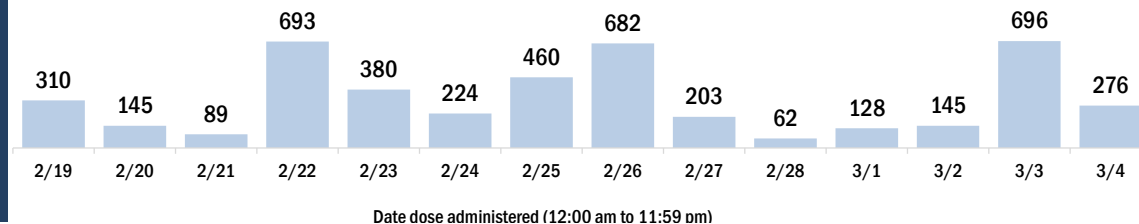


## Persons vaccinated for COVID-19 for the past 2 weeks

### Number of persons who received their first dose of a two-dose series of the COVID-19 vaccine



### Number of persons who completed the COVID-19 vaccine series



# COVID-19: Bradford County vaccine summary

Vaccination data through Mar 4, 2021 as of Mar 5, 2021 at 12:05 AM

Data in this report are provisional and subject to change.

Data in this summary pertain to COVID-19 vaccines approved by the U.S. Food and Drug Administration and have been issued an Emergency Use Authorization (Janssen COVID-19 Vaccine, Moderna COVID-19 Vaccine and Pfizer-BioNTech COVID-19 Vaccine). These data summarize the number of people who have received either their first dose or have completed the series for a COVID-19 vaccine. **A person can only be counted in one category, first dose or series complete.** For persons receiving Moderna or Pfizer vaccines, once they receive their second dose, they are moved from the first dose column to the series completed column. **Because of this, the total first dose category may show a change from report to report not matching the total receiving their first dose from the previous day.** Persons receiving Johnson & Johnson vaccines will always be counted in the series completed column.

## COVID-19 doses for vaccinated persons in Florida

**Doses administered** 4,810

People receiving one dose of a 1-dose series (Johnson & Johnson) or receiving only one dose of a 2-dose series (Moderna, Pfizer) count once. Persons receiving both doses of a 2-dose series count twice.

## Current status of persons vaccinated for COVID-19 in Florida

**Total people vaccinated** 2,784

First dose 758

Series completed 2,026

Completed 1-dose series 0

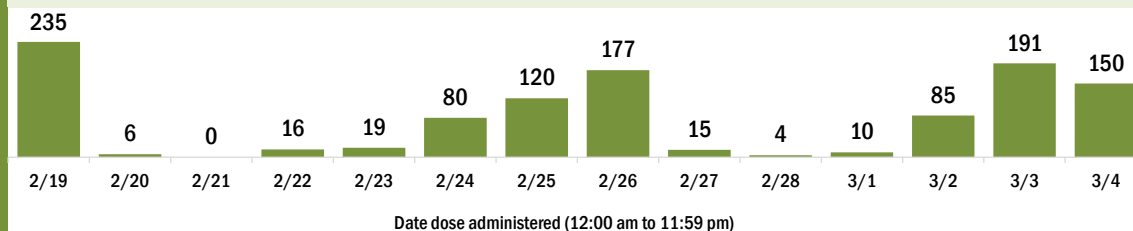
Completed 2-dose series 2,026

**First dose:** current number of people who have only received their first dose of the Moderna or Pfizer vaccine.

**Series complete:** current number of people who have received both Moderna or Pfizer vaccine doses or one Johnson & Johnson dose and are considered fully immunized.

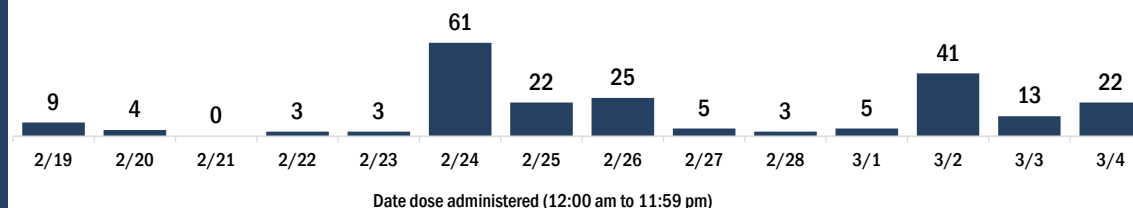
Demographic summary	First dose	Series complete	Total people vaccinated
<b>Age group</b>	<b>758</b>	<b>2,026</b>	<b>2,784</b>
16-24 years	12	12	24
25-34 years	20	54	74
35-44 years	23	69	92
45-54 years	39	107	146
55-64 years	106	135	241
65-74 years	347	870	1,217
75-84 years	158	583	741
85+ years	53	196	249
<b>Race</b>	<b>758</b>	<b>2,026</b>	<b>2,784</b>
White	559	1,562	2,121
Black	87	172	259
American Indian/Alaskan	7	10	17
Other	64	231	295
Unknown	41	51	92
<b>Other race</b> includes Asian, native Hawaiian/Pacific Islander, or other.			
<b>Ethnicity</b>	<b>758</b>	<b>2,026</b>	<b>2,784</b>
Hispanic	15	14	29
Non-Hispanic	521	1,556	2,077
Unknown	222	456	678
<b>Gender</b>	<b>758</b>	<b>2,026</b>	<b>2,784</b>
Female	445	1,182	1,627
Male	313	844	1,157
Unknown	0	0	0

## COVID-19 doses administered for the past 2 weeks

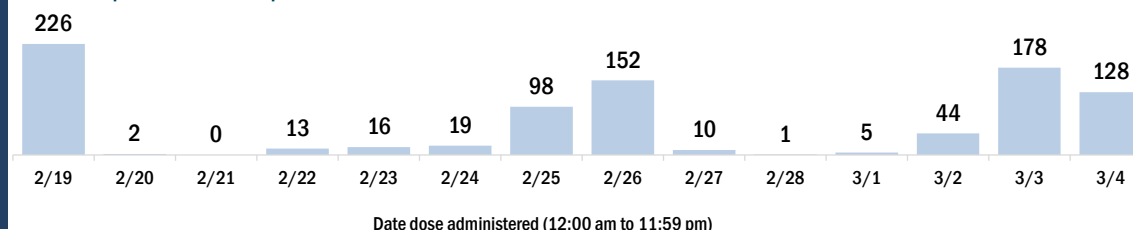


## Persons vaccinated for COVID-19 for the past 2 weeks

### Number of persons who received their first dose of a two-dose series of the COVID-19 vaccine



### Number of persons who completed the COVID-19 vaccine series



# COVID-19: Brevard County vaccine summary

Vaccination data through Mar 4, 2021 as of Mar 5, 2021 at 12:05 AM

Data in this report are provisional and subject to change.

Data in this summary pertain to COVID-19 vaccines approved by the U.S. Food and Drug Administration and have been issued an Emergency Use Authorization (Janssen COVID-19 Vaccine, Moderna COVID-19 Vaccine and Pfizer-BioNTech COVID-19 Vaccine). These data summarize the number of people who have received either their first dose or have completed the series for a COVID-19 vaccine. **A person can only be counted in one category, first dose or series complete.** For persons receiving Moderna or Pfizer vaccines, once they receive their second dose, they are moved from the first dose column to the series completed column. **Because of this, the total first dose category may show a change from report to report not matching the total receiving their first dose from the previous day.** Persons receiving Johnson & Johnson vaccines will always be counted in the series completed column.

## COVID-19 doses for vaccinated persons in Florida

**Doses administered** 140,001

People receiving one dose of a 1-dose series (Johnson & Johnson) or receiving only one dose of a 2-dose series (Moderna, Pfizer) count once. Persons receiving both doses of a 2-dose series count twice.

## Current status of persons vaccinated for COVID-19 in Florida

**Total people vaccinated** 91,607

First dose 43,211

Series completed 48,396

Completed 1-dose series 2

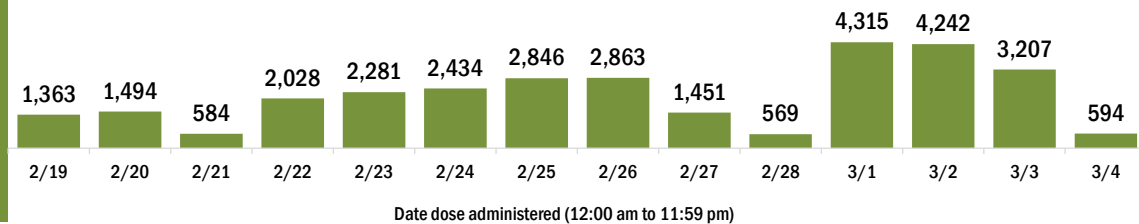
Completed 2-dose series 48,394

**First dose:** current number of people who have only received their first dose of the Moderna or Pfizer vaccine.

**Series complete:** current number of people who have received both Moderna or Pfizer vaccine doses or one Johnson & Johnson dose and are considered fully immunized.

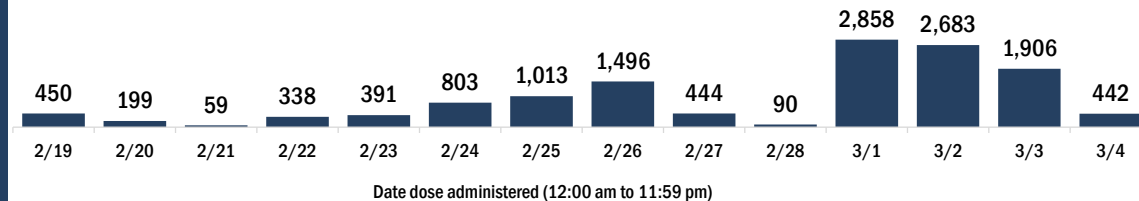
Demographic summary	First dose	Series complete	Total people vaccinated
<b>Age group</b>	<b>43,211</b>	<b>48,396</b>	<b>91,607</b>
16-24 years	363	486	849
25-34 years	916	1,651	2,567
35-44 years	1,337	2,457	3,794
45-54 years	1,984	3,203	5,187
55-64 years	4,878	4,476	9,354
65-74 years	18,024	20,485	38,509
75-84 years	11,487	11,096	22,583
85+ years	4,222	4,542	8,764
<b>Race</b>	<b>43,211</b>	<b>48,396</b>	<b>91,607</b>
White	24,879	31,413	56,292
Black	2,183	1,554	3,737
American Indian/Alaskan	161	233	394
Other	3,015	6,726	9,741
Unknown	12,973	8,470	21,443
<b>Other race</b> includes Asian, native Hawaiian/Pacific Islander, or other.			
<b>Ethnicity</b>	<b>43,211</b>	<b>48,396</b>	<b>91,607</b>
Hispanic	1,074	951	2,025
Non-Hispanic	15,944	21,977	37,921
Unknown	26,193	25,468	51,661
<b>Gender</b>	<b>43,211</b>	<b>48,396</b>	<b>91,607</b>
Female	25,323	28,563	53,886
Male	17,660	19,807	37,467
Unknown	228	26	254

## COVID-19 doses administered for the past 2 weeks

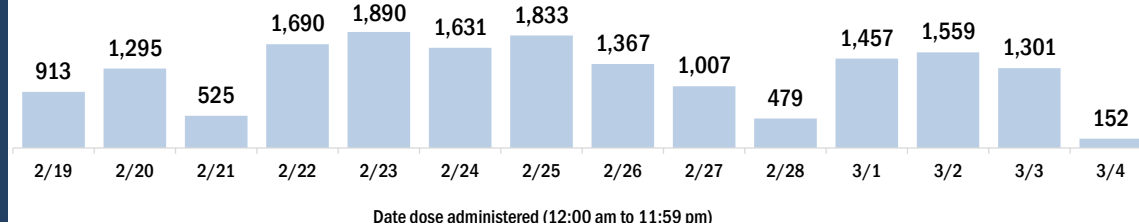


## Persons vaccinated for COVID-19 for the past 2 weeks

### Number of persons who received their first dose of a two-dose series of the COVID-19 vaccine



### Number of persons who completed the COVID-19 vaccine series



# COVID-19: Broward County vaccine summary

Vaccination data through Mar 4, 2021 as of Mar 5, 2021 at 12:05 AM

Data in this report are provisional and subject to change.

Data in this summary pertain to COVID-19 vaccines approved by the U.S. Food and Drug Administration and have been issued an Emergency Use Authorization (Janssen COVID-19 Vaccine, Moderna COVID-19 Vaccine and Pfizer-BioNTech COVID-19 Vaccine). These data summarize the number of people who have received either their first dose or have completed the series for a COVID-19 vaccine. **A person can only be counted in one category, first dose or series complete.** For persons receiving Moderna or Pfizer vaccines, once they receive their second dose, they are moved from the first dose column to the series completed column. **Because of this, the total first dose category may show a change from report to report not matching the total receiving their first dose from the previous day.** Persons receiving Johnson & Johnson vaccines will always be counted in the series completed column.

## COVID-19 doses for vaccinated persons in Florida

**Doses administered** 454,079

People receiving one dose of a 1-dose series (Johnson & Johnson) or receiving only one dose of a 2-dose series (Moderna, Pfizer) count once. Persons receiving both doses of a 2-dose series count twice.

## Current status of persons vaccinated for COVID-19 in Florida

**Total people vaccinated** 287,987

First dose 121,627

Series completed 166,360

Completed 1-dose series 268

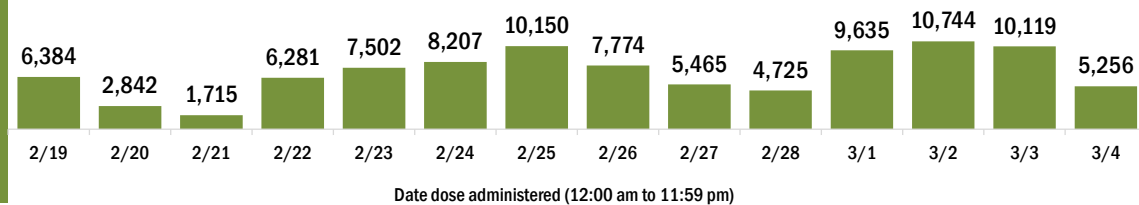
Completed 2-dose series 166,092

**First dose:** current number of people who have only received their first dose of the Moderna or Pfizer vaccine.

**Series complete:** current number of people who have received both Moderna or Pfizer vaccine doses or one Johnson & Johnson dose and are considered fully immunized.

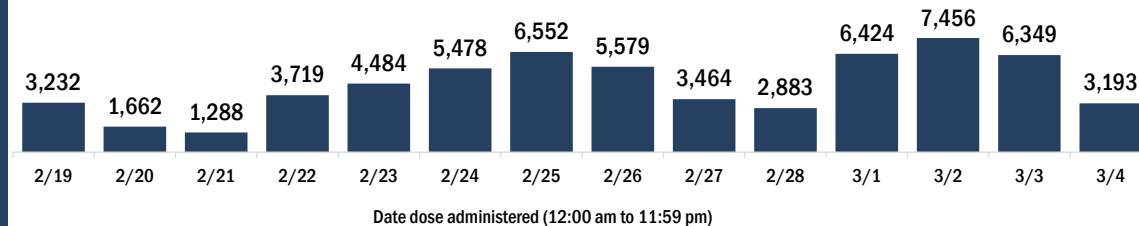
Demographic summary	First dose	Series complete	Total people vaccinated
<b>Age group</b>	<b>121,627</b>	<b>166,360</b>	<b>287,987</b>
16-24 years	1,607	1,449	3,056
25-34 years	4,352	6,543	10,895
35-44 years	6,212	8,946	15,158
45-54 years	9,935	11,991	21,926
55-64 years	17,865	15,744	33,609
65-74 years	45,653	69,971	115,624
75-84 years	25,386	37,507	62,893
85+ years	10,617	14,209	24,826
<b>Race</b>	<b>121,627</b>	<b>166,360</b>	<b>287,987</b>
White	76,656	116,763	193,419
Black	16,273	17,105	33,378
American Indian/Alaskan	844	895	1,739
Other	11,549	18,994	30,543
Unknown	16,305	12,603	28,908
<b>Other race</b> includes Asian, native Hawaiian/Pacific Islander, or other.			
<b>Ethnicity</b>	<b>121,627</b>	<b>166,360</b>	<b>287,987</b>
Hispanic	23,874	26,926	50,800
Non-Hispanic	59,992	101,944	161,936
Unknown	37,761	37,490	75,251
<b>Gender</b>	<b>121,627</b>	<b>166,360</b>	<b>287,987</b>
Female	68,864	94,590	163,454
Male	52,446	71,738	124,184
Unknown	317	32	349

## COVID-19 doses administered for the past 2 weeks

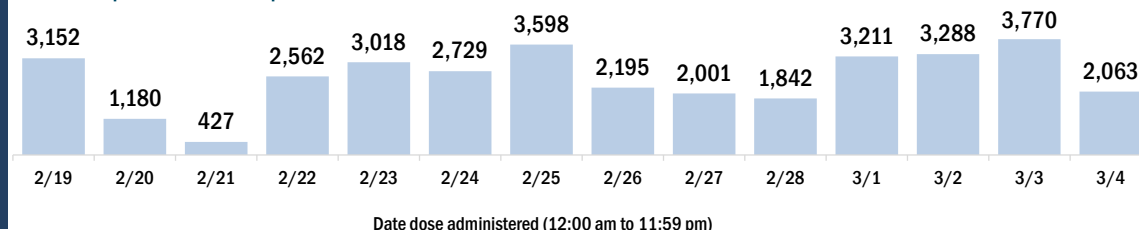


## Persons vaccinated for COVID-19 for the past 2 weeks

### Number of persons who received their first dose of a two-dose series of the COVID-19 vaccine



### Number of persons who completed the COVID-19 vaccine series





# COVID-19: Calhoun County vaccine summary

Vaccination data through Mar 4, 2021 as of Mar 5, 2021 at 12:05 AM

Data in this report are provisional and subject to change.

Data in this summary pertain to COVID-19 vaccines approved by the U.S. Food and Drug Administration and have been issued an Emergency Use Authorization (Janssen COVID-19 Vaccine, Moderna COVID-19 Vaccine and Pfizer-BioNTech COVID-19 Vaccine). These data summarize the number of people who have received either their first dose or have completed the series for a COVID-19 vaccine. **A person can only be counted in one category, first dose or series complete.** For persons receiving Moderna or Pfizer vaccines, once they receive their second dose, they are moved from the first dose column to the series completed column. **Because of this, the total first dose category may show a change from report to report not matching the total receiving their first dose from the previous day.** Persons receiving Johnson & Johnson vaccines will always be counted in the series completed column.

## COVID-19 doses for vaccinated persons in Florida

**Doses administered** 3,403

People receiving one dose of a 1-dose series (Johnson & Johnson) or receiving only one dose of a 2-dose series (Moderna, Pfizer) count once. Persons receiving both doses of a 2-dose series count twice.

## Current status of persons vaccinated for COVID-19 in Florida

**Total people vaccinated** 1,935

First dose 467

Series completed 1,468

Completed 1-dose series 0

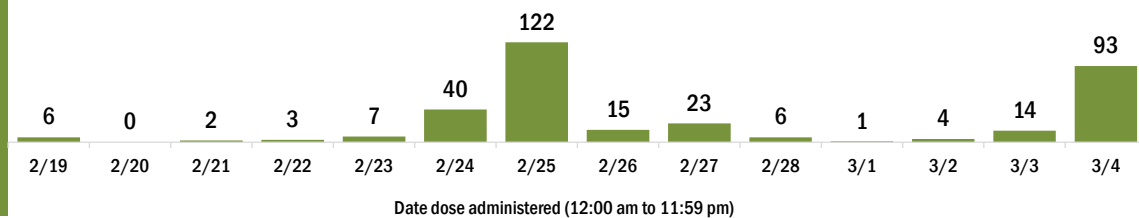
Completed 2-dose series 1,468

**First dose:** current number of people who have only received their first dose of the Moderna or Pfizer vaccine.

**Series complete:** current number of people who have received both Moderna or Pfizer vaccine doses or one Johnson & Johnson dose and are considered fully immunized.

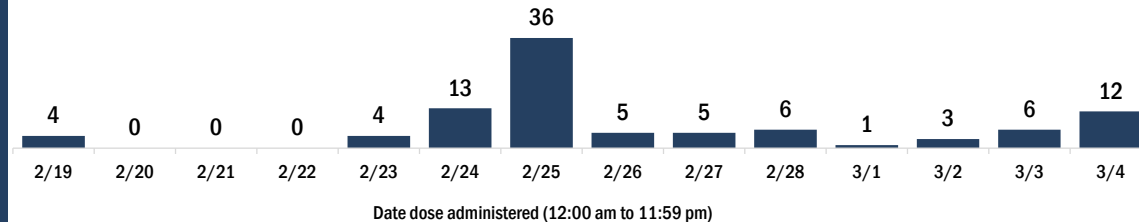
Demographic summary	First dose	Series complete	Total people vaccinated
<b>Age group</b>	<b>467</b>	<b>1,468</b>	<b>1,935</b>
16-24 years	12	7	19
25-34 years	8	36	44
35-44 years	21	58	79
45-54 years	37	95	132
55-64 years	103	141	244
65-74 years	170	593	763
75-84 years	85	385	470
85+ years	31	153	184
<b>Race</b>	<b>467</b>	<b>1,468</b>	<b>1,935</b>
White	323	1,009	1,332
Black	55	58	113
American Indian/Alaskan	4	11	15
Other	35	275	310
Unknown	50	115	165
<b>Other race</b> includes Asian, native Hawaiian/Pacific Islander, or other.			
<b>Ethnicity</b>	<b>467</b>	<b>1,468</b>	<b>1,935</b>
Hispanic	5	22	27
Non-Hispanic	227	800	1,027
Unknown	235	646	881
<b>Gender</b>	<b>467</b>	<b>1,468</b>	<b>1,935</b>
Female	256	828	1,084
Male	210	640	850
Unknown	1	0	1

## COVID-19 doses administered for the past 2 weeks

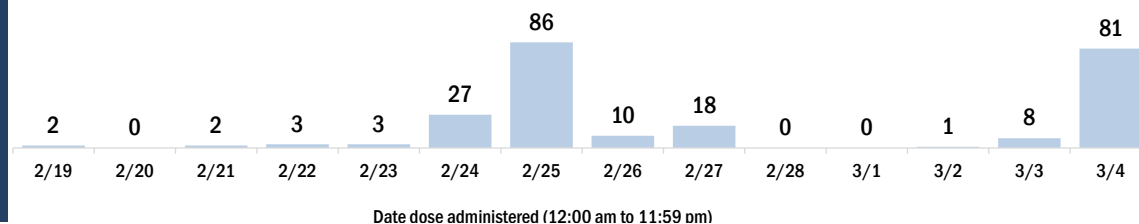


## Persons vaccinated for COVID-19 for the past 2 weeks

### Number of persons who received their first dose of a two-dose series of the COVID-19 vaccine



### Number of persons who completed the COVID-19 vaccine series





# COVID-19: Charlotte County vaccine summary

Vaccination data through Mar 4, 2021 as of Mar 5, 2021 at 12:05 AM

Data in this report are provisional and subject to change.

Data in this summary pertain to COVID-19 vaccines approved by the U.S. Food and Drug Administration and have been issued an Emergency Use Authorization (Janssen COVID-19 Vaccine, Moderna COVID-19 Vaccine and Pfizer-BioNTech COVID-19 Vaccine). These data summarize the number of people who have received either their first dose or have completed the series for a COVID-19 vaccine. **A person can only be counted in one category, first dose or series complete.** For persons receiving Moderna or Pfizer vaccines, once they receive their second dose, they are moved from the first dose column to the series completed column. **Because of this, the total first dose category may show a change from report to report not matching the total receiving their first dose from the previous day.** Persons receiving Johnson & Johnson vaccines will always be counted in the series completed column.

## COVID-19 doses for vaccinated persons in Florida

**Doses administered** 55,392

People receiving one dose of a 1-dose series (Johnson & Johnson) or receiving only one dose of a 2-dose series (Moderna, Pfizer) count once. Persons receiving both doses of a 2-dose series count twice.

## Current status of persons vaccinated for COVID-19 in Florida

**Total people vaccinated** 38,428

First dose 21,464

Series completed 16,964

Completed 1-dose series 0

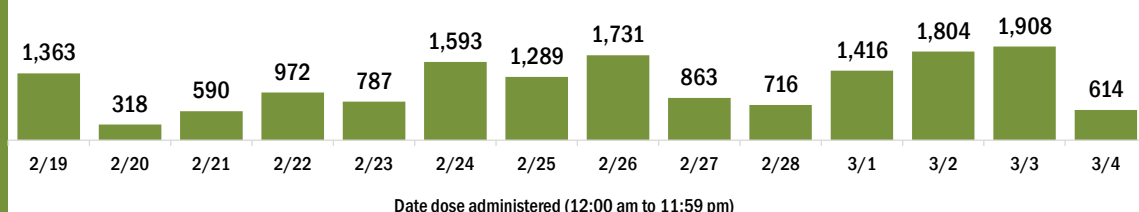
Completed 2-dose series 16,964

**First dose:** current number of people who have only received their first dose of the Moderna or Pfizer vaccine.

**Series complete:** current number of people who have received both Moderna or Pfizer vaccine doses or one Johnson & Johnson dose and are considered fully immunized.

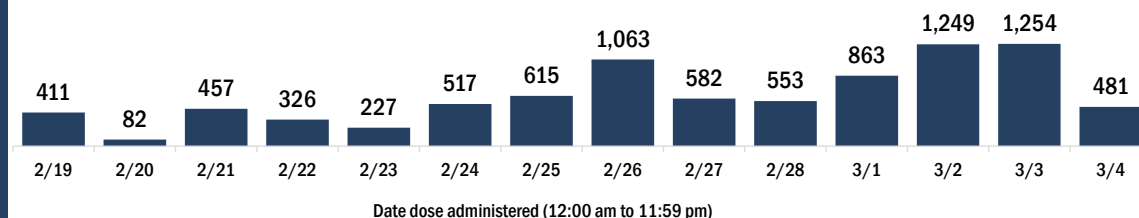
Demographic summary	First dose	Series complete	Total people vaccinated
<b>Age group</b>	<b>21,464</b>	<b>16,964</b>	<b>38,428</b>
16-24 years	65	113	178
25-34 years	143	369	512
35-44 years	228	524	752
45-54 years	368	948	1,316
55-64 years	831	1,536	2,367
65-74 years	10,979	7,852	18,831
75-84 years	7,066	3,951	11,017
85+ years	1,784	1,671	3,455
<b>Race</b>	<b>21,464</b>	<b>16,964</b>	<b>38,428</b>
White	14,518	10,926	25,444
Black	286	233	519
American Indian/Alaskan	66	39	105
Other	1,167	2,348	3,515
Unknown	5,427	3,418	8,845
<b>Other race</b> includes Asian, native Hawaiian/Pacific Islander, or other.			
<b>Ethnicity</b>	<b>21,464</b>	<b>16,964</b>	<b>38,428</b>
Hispanic	283	215	498
Non-Hispanic	8,341	7,569	15,910
Unknown	12,840	9,180	22,020
<b>Gender</b>	<b>21,464</b>	<b>16,964</b>	<b>38,428</b>
Female	11,706	9,847	21,553
Male	9,734	7,114	16,848
Unknown	24	3	27

## COVID-19 doses administered for the past 2 weeks

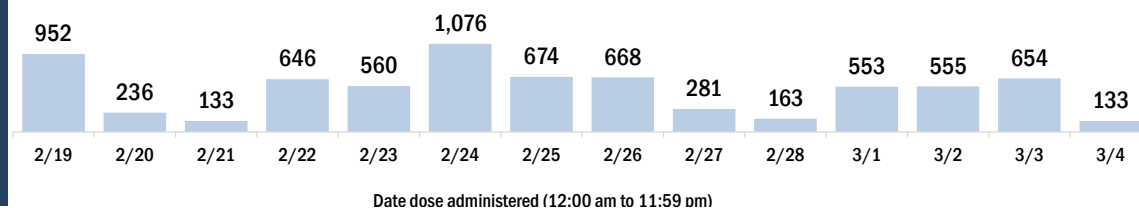


## Persons vaccinated for COVID-19 for the past 2 weeks

### Number of persons who received their first dose of a two-dose series of the COVID-19 vaccine



### Number of persons who completed the COVID-19 vaccine series



# COVID-19: Citrus County vaccine summary

Vaccination data through Mar 4, 2021 as of Mar 5, 2021 at 12:05 AM

Data in this report are provisional and subject to change.

Data in this summary pertain to COVID-19 vaccines approved by the U.S. Food and Drug Administration and have been issued an Emergency Use Authorization (Janssen COVID-19 Vaccine, Moderna COVID-19 Vaccine and Pfizer-BioNTech COVID-19 Vaccine). These data summarize the number of people who have received either their first dose or have completed the series for a COVID-19 vaccine. **A person can only be counted in one category, first dose or series complete.** For persons receiving Moderna or Pfizer vaccines, once they receive their second dose, they are moved from the first dose column to the series completed column. **Because of this, the total first dose category may show a change from report to report not matching the total receiving their first dose from the previous day.** Persons receiving Johnson & Johnson vaccines will always be counted in the series completed column.

## COVID-19 doses for vaccinated persons in Florida

**Doses administered** 41,681

People receiving one dose of a 1-dose series (Johnson & Johnson) or receiving only one dose of a 2-dose series (Moderna, Pfizer) count once. Persons receiving both doses of a 2-dose series count twice.

## Current status of persons vaccinated for COVID-19 in Florida

**Total people vaccinated** 27,837

First dose 13,993

Series completed 13,844

Completed 1-dose series 0

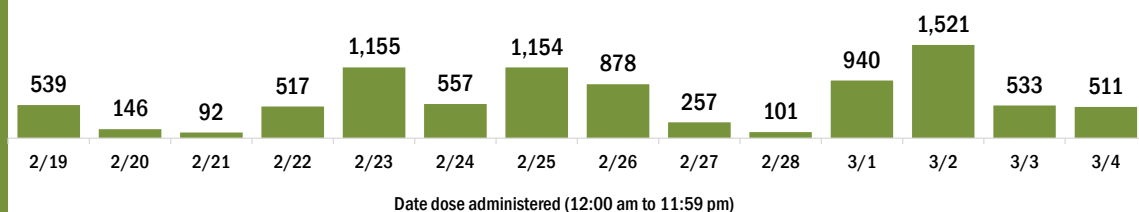
Completed 2-dose series 13,844

**First dose:** current number of people who have only received their first dose of the Moderna or Pfizer vaccine.

**Series complete:** current number of people who have received both Moderna or Pfizer vaccine doses or one Johnson & Johnson dose and are considered fully immunized.

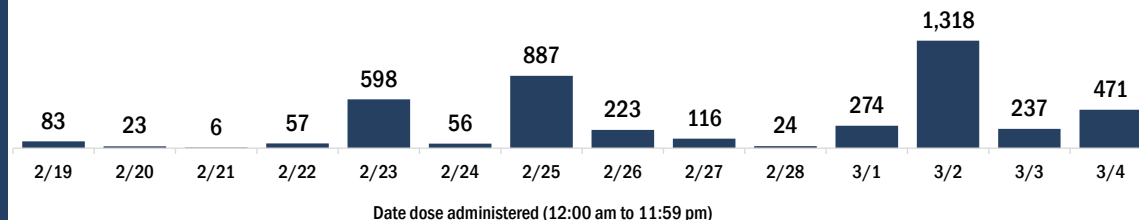
Demographic summary	First dose	Series complete	Total people vaccinated
<b>Age group</b>	<b>13,993</b>	<b>13,844</b>	<b>27,837</b>
16-24 years	65	132	197
25-34 years	95	356	451
35-44 years	138	465	603
45-54 years	228	693	921
55-64 years	483	1,099	1,582
65-74 years	6,648	5,930	12,578
75-84 years	4,981	3,857	8,838
85+ years	1,355	1,312	2,667
<b>Race</b>	<b>13,993</b>	<b>13,844</b>	<b>27,837</b>
White	11,106	7,959	19,065
Black	169	159	328
American Indian/Alaskan	86	32	118
Other	621	1,981	2,602
Unknown	2,011	3,713	5,724
<b>Other race</b> includes Asian, native Hawaiian/Pacific Islander, or other.			
<b>Ethnicity</b>	<b>13,993</b>	<b>13,844</b>	<b>27,837</b>
Hispanic	291	218	509
Non-Hispanic	8,218	5,228	13,446
Unknown	5,484	8,398	13,882
<b>Gender</b>	<b>13,993</b>	<b>13,844</b>	<b>27,837</b>
Female	8,075	7,896	15,971
Male	5,907	5,938	11,845
Unknown	11	10	21

## COVID-19 doses administered for the past 2 weeks

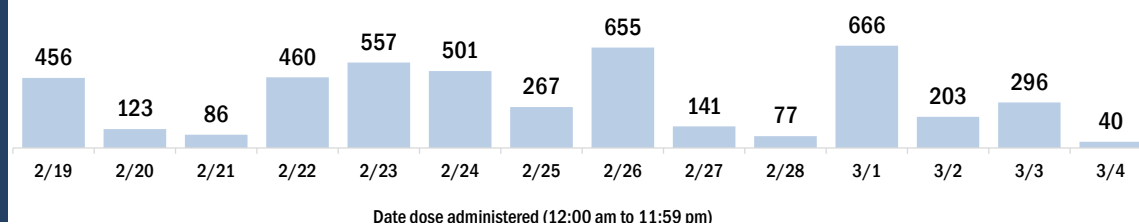


## Persons vaccinated for COVID-19 for the past 2 weeks

Number of persons who received their first dose of a two-dose series of the COVID-19 vaccine



Number of persons who completed the COVID-19 vaccine series



# COVID-19: Clay County vaccine summary

Vaccination data through Mar 4, 2021 as of Mar 5, 2021 at 12:05 AM

Data in this report are provisional and subject to change.

Data in this summary pertain to COVID-19 vaccines approved by the U.S. Food and Drug Administration and have been issued an Emergency Use Authorization (Janssen COVID-19 Vaccine, Moderna COVID-19 Vaccine and Pfizer-BioNTech COVID-19 Vaccine). These data summarize the number of people who have received either their first dose or have completed the series for a COVID-19 vaccine. **A person can only be counted in one category, first dose or series complete.** For persons receiving Moderna or Pfizer vaccines, once they receive their second dose, they are moved from the first dose column to the series completed column. **Because of this, the total first dose category may show a change from report to report not matching the total receiving their first dose from the previous day.** Persons receiving Johnson & Johnson vaccines will always be counted in the series completed column.

## COVID-19 doses for vaccinated persons in Florida

**Doses administered** 48,353

People receiving one dose of a 1-dose series (Johnson & Johnson) or receiving only one dose of a 2-dose series (Moderna, Pfizer) count once. Persons receiving both doses of a 2-dose series count twice.

## Current status of persons vaccinated for COVID-19 in Florida

**Total people vaccinated** 29,087

First dose 9,821

Series completed 19,266

Completed 1-dose series 0

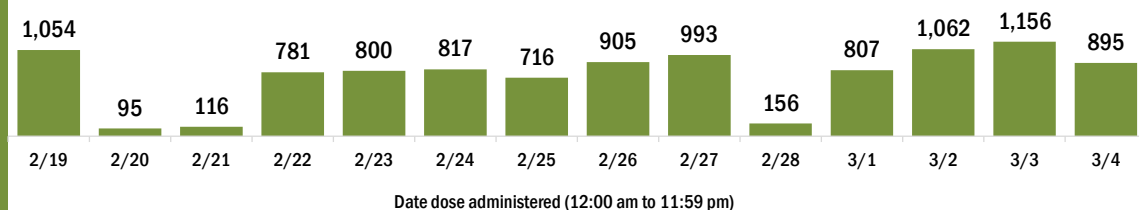
Completed 2-dose series 19,266

**First dose:** current number of people who have only received their first dose of the Moderna or Pfizer vaccine.

**Series complete:** current number of people who have received both Moderna or Pfizer vaccine doses or one Johnson & Johnson dose and are considered fully immunized.

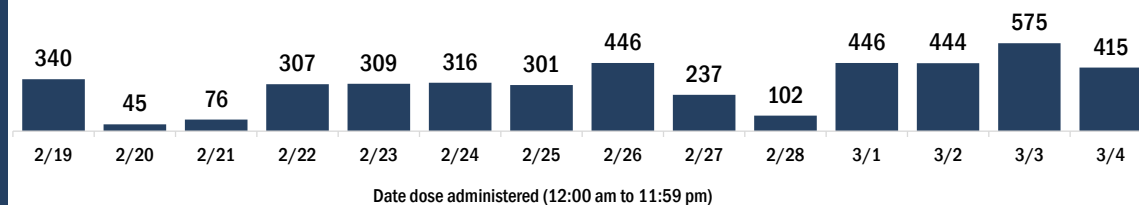
Demographic summary	First dose	Series complete	Total people vaccinated
<b>Age group</b>	<b>9,821</b>	<b>19,266</b>	<b>29,087</b>
16-24 years	199	248	447
25-34 years	335	742	1,077
35-44 years	471	1,140	1,611
45-54 years	808	1,370	2,178
55-64 years	1,547	1,575	3,122
65-74 years	3,984	8,299	12,283
75-84 years	1,893	4,489	6,382
85+ years	584	1,403	1,987
<b>Race</b>	<b>9,821</b>	<b>19,266</b>	<b>29,087</b>
White	7,043	14,179	21,222
Black	673	954	1,627
American Indian/Alaskan	81	87	168
Other	951	2,034	2,985
Unknown	1,073	2,012	3,085
<b>Other race</b> includes Asian, native Hawaiian/Pacific Islander, or other.			
<b>Ethnicity</b>	<b>9,821</b>	<b>19,266</b>	<b>29,087</b>
Hispanic	448	554	1,002
Non-Hispanic	6,943	14,231	21,174
Unknown	2,430	4,481	6,911
<b>Gender</b>	<b>9,821</b>	<b>19,266</b>	<b>29,087</b>
Female	5,741	11,145	16,886
Male	4,050	8,120	12,170
Unknown	30	1	31

## COVID-19 doses administered for the past 2 weeks

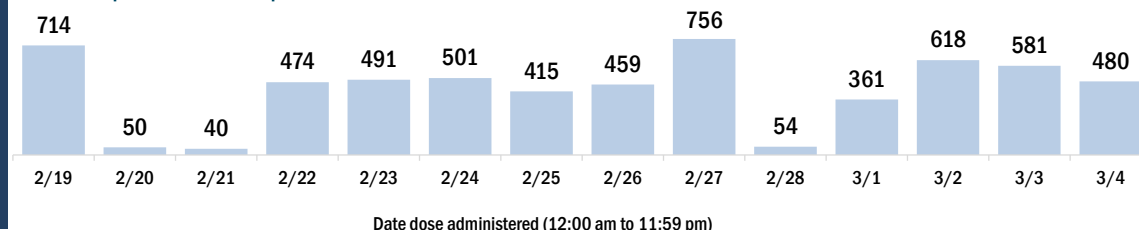


## Persons vaccinated for COVID-19 for the past 2 weeks

### Number of persons who received their first dose of a two-dose series of the COVID-19 vaccine



### Number of persons who completed the COVID-19 vaccine series



# COVID-19: Collier County vaccine summary

Vaccination data through Mar 4, 2021 as of Mar 5, 2021 at 12:05 AM

Data in this report are provisional and subject to change.

Data in this summary pertain to COVID-19 vaccines approved by the U.S. Food and Drug Administration and have been issued an Emergency Use Authorization (Janssen COVID-19 Vaccine, Moderna COVID-19 Vaccine and Pfizer-BioNTech COVID-19 Vaccine). These data summarize the number of people who have received either their first dose or have completed the series for a COVID-19 vaccine. **A person can only be counted in one category, first dose or series complete.** For persons receiving Moderna or Pfizer vaccines, once they receive their second dose, they are moved from the first dose column to the series completed column. **Because of this, the total first dose category may show a change from report to report not matching the total receiving their first dose from the previous day.** Persons receiving Johnson & Johnson vaccines will always be counted in the series completed column.

## COVID-19 doses for vaccinated persons in Florida

**Doses administered** 131,338

People receiving one dose of a 1-dose series (Johnson & Johnson) or receiving only one dose of a 2-dose series (Moderna, Pfizer) count once. Persons receiving both doses of a 2-dose series count twice.

## Current status of persons vaccinated for COVID-19 in Florida

**Total people vaccinated** 86,494

First dose 41,643

Series completed 44,851

Completed 1-dose series 7

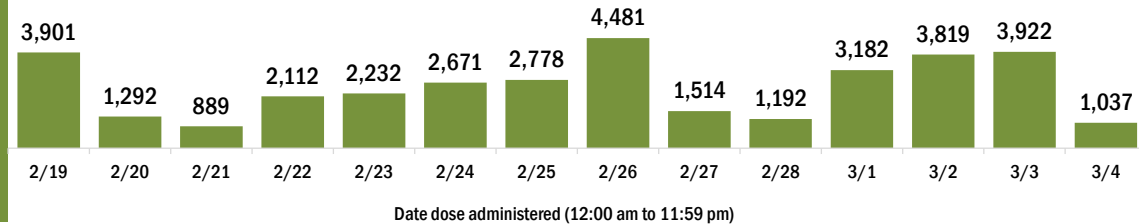
Completed 2-dose series 44,844

**First dose:** current number of people who have only received their first dose of the Moderna or Pfizer vaccine.

**Series complete:** current number of people who have received both Moderna or Pfizer vaccine doses or one Johnson & Johnson dose and are considered fully immunized.

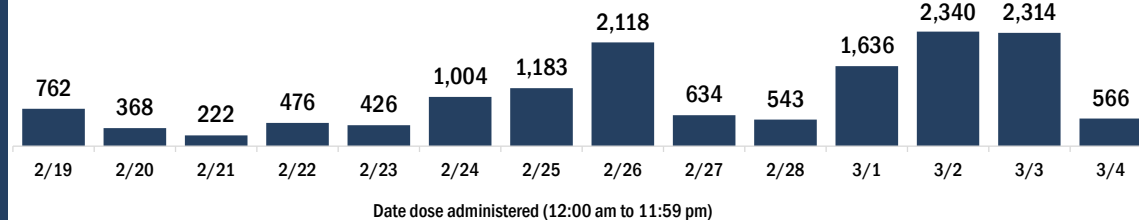
Demographic summary	First dose	Series complete	Total people vaccinated
<b>Age group</b>	<b>41,643</b>	<b>44,851</b>	<b>86,494</b>
16-24 years	194	328	522
25-34 years	341	916	1,257
35-44 years	465	1,298	1,763
45-54 years	714	1,823	2,537
55-64 years	1,662	2,534	4,196
65-74 years	18,916	20,990	39,906
75-84 years	14,571	12,932	27,503
85+ years	4,780	4,030	8,810
<b>Race</b>	<b>41,643</b>	<b>44,851</b>	<b>86,494</b>
White	25,367	28,296	53,663
Black	322	411	733
American Indian/Alaskan	160	104	264
Other	2,491	4,519	7,010
Unknown	13,303	11,521	24,824
<b>Other race</b> includes Asian, native Hawaiian/Pacific Islander, or other.			
<b>Ethnicity</b>	<b>41,643</b>	<b>44,851</b>	<b>86,494</b>
Hispanic	1,107	1,627	2,734
Non-Hispanic	15,357	20,506	35,863
Unknown	25,179	22,718	47,897
<b>Gender</b>	<b>41,643</b>	<b>44,851</b>	<b>86,494</b>
Female	22,763	24,829	47,592
Male	18,598	19,948	38,546
Unknown	282	74	356

## COVID-19 doses administered for the past 2 weeks

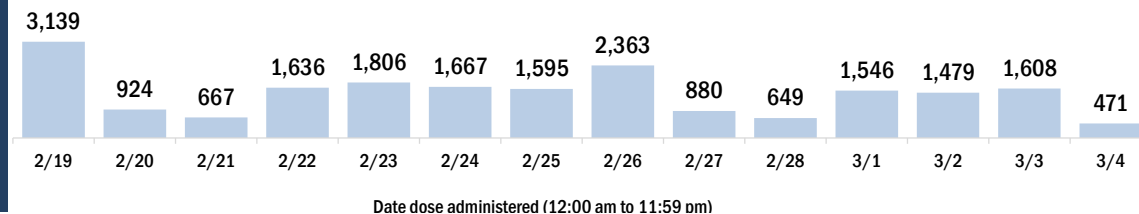


## Persons vaccinated for COVID-19 for the past 2 weeks

### Number of persons who received their first dose of a two-dose series of the COVID-19 vaccine



### Number of persons who completed the COVID-19 vaccine series



# COVID-19: Columbia County vaccine summary

Vaccination data through Mar 4, 2021 as of Mar 5, 2021 at 12:05 AM

Data in this report are provisional and subject to change.

Data in this summary pertain to COVID-19 vaccines approved by the U.S. Food and Drug Administration and have been issued an Emergency Use Authorization (Janssen COVID-19 Vaccine, Moderna COVID-19 Vaccine and Pfizer-BioNTech COVID-19 Vaccine). These data summarize the number of people who have received either their first dose or have completed the series for a COVID-19 vaccine. **A person can only be counted in one category, first dose or series complete.** For persons receiving Moderna or Pfizer vaccines, once they receive their second dose, they are moved from the first dose column to the series completed column. **Because of this, the total first dose category may show a change from report to report not matching the total receiving their first dose from the previous day.** Persons receiving Johnson & Johnson vaccines will always be counted in the series completed column.

## COVID-19 doses for vaccinated persons in Florida

**Doses administered** 12,866

People receiving one dose of a 1-dose series (Johnson & Johnson) or receiving only one dose of a 2-dose series (Moderna, Pfizer) count once. Persons receiving both doses of a 2-dose series count twice.

## Current status of persons vaccinated for COVID-19 in Florida

**Total people vaccinated** 7,790

First dose 2,714

Series completed 5,076

Completed 1-dose series 0

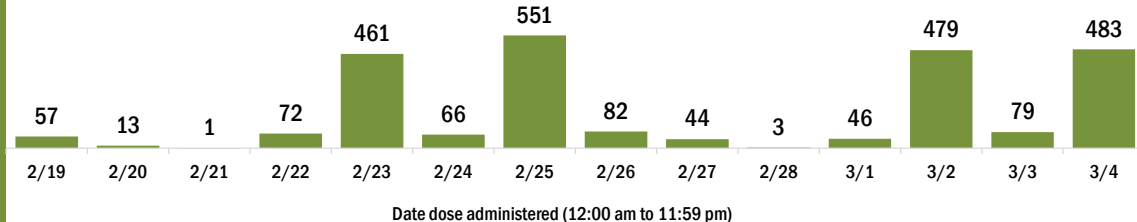
Completed 2-dose series 5,076

**First dose:** current number of people who have only received their first dose of the Moderna or Pfizer vaccine.

**Series complete:** current number of people who have received both Moderna or Pfizer vaccine doses or one Johnson & Johnson dose and are considered fully immunized.

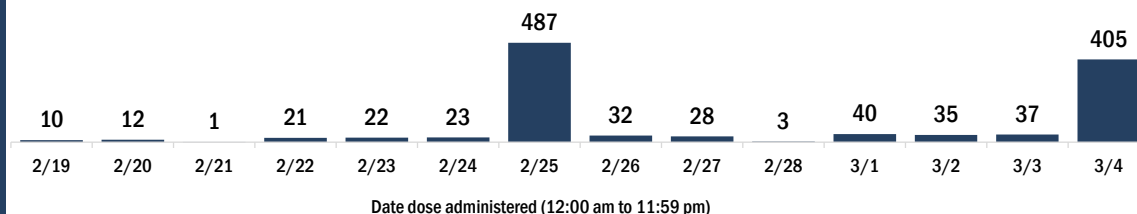
Demographic summary	First dose	Series complete	Total people vaccinated
<b>Age group</b>	2,714	5,076	7,790
16-24 years	18	54	72
25-34 years	54	147	201
35-44 years	105	190	295
45-54 years	197	262	459
55-64 years	333	356	689
65-74 years	1,142	2,265	3,407
75-84 years	682	1,361	2,043
85+ years	183	441	624
<b>Race</b>	2,714	5,076	7,790
White	1,686	3,336	5,022
Black	247	294	541
American Indian/Alaskan	10	13	23
Other	243	510	753
Unknown	528	923	1,451
<b>Other race</b> includes Asian, native Hawaiian/Pacific Islander, or other.			
<b>Ethnicity</b>	2,714	5,076	7,790
Hispanic	63	66	129
Non-Hispanic	938	2,155	3,093
Unknown	1,713	2,855	4,568
<b>Gender</b>	2,714	5,076	7,790
Female	1,675	2,970	4,645
Male	1,037	2,106	3,143
Unknown	2	0	2

## COVID-19 doses administered for the past 2 weeks

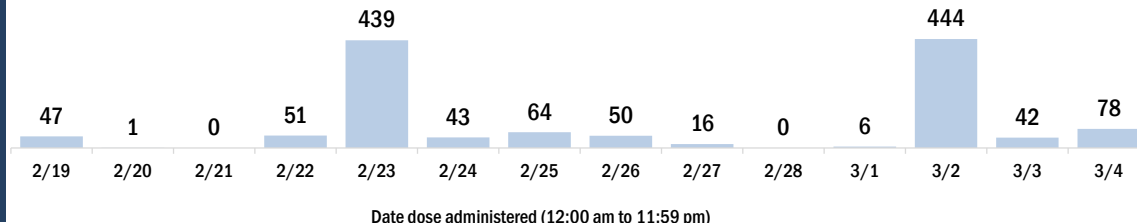


## Persons vaccinated for COVID-19 for the past 2 weeks

### Number of persons who received their first dose of a two-dose series of the COVID-19 vaccine



### Number of persons who completed the COVID-19 vaccine series



# COVID-19: Dade County vaccine summary

Vaccination data through Mar 4, 2021 as of Mar 5, 2021 at 12:05 AM

Data in this report are provisional and subject to change.

Data in this summary pertain to COVID-19 vaccines approved by the U.S. Food and Drug Administration and have been issued an Emergency Use Authorization (Janssen COVID-19 Vaccine, Moderna COVID-19 Vaccine and Pfizer-BioNTech COVID-19 Vaccine). These data summarize the number of people who have received either their first dose or have completed the series for a COVID-19 vaccine. **A person can only be counted in one category, first dose or series complete.** For persons receiving Moderna or Pfizer vaccines, once they receive their second dose, they are moved from the first dose column to the series completed column. **Because of this, the total first dose category may show a change from report to report not matching the total receiving their first dose from the previous day.** Persons receiving Johnson & Johnson vaccines will always be counted in the series completed column.

## COVID-19 doses for vaccinated persons in Florida

**Doses administered** 580,624

People receiving one dose of a 1-dose series (Johnson & Johnson) or receiving only one dose of a 2-dose series (Moderna, Pfizer) count once. Persons receiving both doses of a 2-dose series count twice.

## Current status of persons vaccinated for COVID-19 in Florida

**Total people vaccinated** 381,084

First dose 180,679

Series completed 200,405

Completed 1-dose series 865

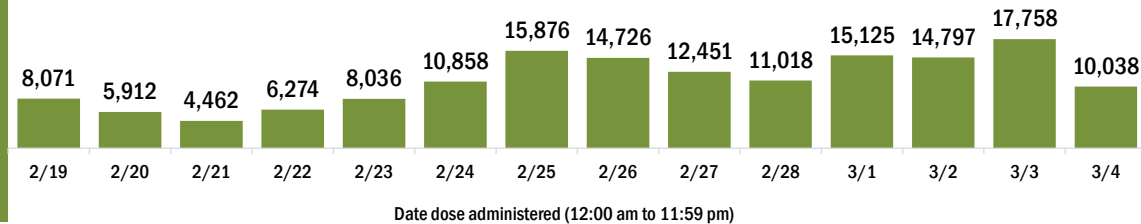
Completed 2-dose series 199,540

**First dose:** current number of people who have only received their first dose of the Moderna or Pfizer vaccine.

**Series complete:** current number of people who have received both Moderna or Pfizer vaccine doses or one Johnson & Johnson dose and are considered fully immunized.

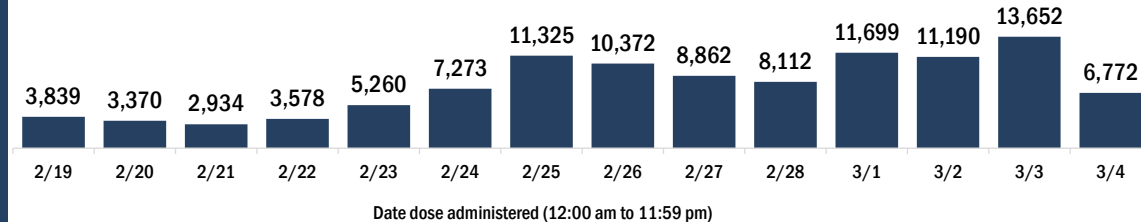
Demographic summary	First dose	Series complete	Total people vaccinated
<b>Age group</b>	180,679	200,405	381,084
16-24 years	2,304	2,418	4,722
25-34 years	6,592	10,309	16,901
35-44 years	9,098	12,002	21,100
45-54 years	14,447	15,079	29,526
55-64 years	25,915	19,345	45,260
65-74 years	65,800	75,007	140,807
75-84 years	40,436	47,562	87,998
85+ years	16,087	18,683	34,770
<b>Race</b>	180,679	200,405	381,084
White	129,724	141,965	271,689
Black	13,599	15,372	28,971
American Indian/Alaskan	584	443	1,027
Other	18,884	22,298	41,182
Unknown	17,888	20,327	38,215
<b>Other race</b> includes Asian, native Hawaiian/Pacific Islander, or other.			
<b>Ethnicity</b>	180,679	200,405	381,084
Hispanic	110,580	96,552	207,132
Non-Hispanic	35,059	62,520	97,579
Unknown	35,040	41,333	76,373
<b>Gender</b>	180,679	200,405	381,084
Female	102,191	114,768	216,959
Male	76,179	85,571	161,750
Unknown	2,309	66	2,375

## COVID-19 doses administered for the past 2 weeks

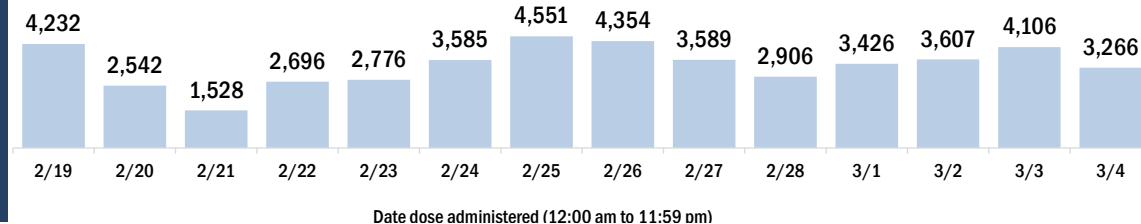


## Persons vaccinated for COVID-19 for the past 2 weeks

### Number of persons who received their first dose of a two-dose series of the COVID-19 vaccine



### Number of persons who completed the COVID-19 vaccine series



# COVID-19: Desoto County vaccine summary

Vaccination data through Mar 4, 2021 as of Mar 5, 2021 at 12:05 AM

Data in this report are provisional and subject to change.

Data in this summary pertain to COVID-19 vaccines approved by the U.S. Food and Drug Administration and have been issued an Emergency Use Authorization (Janssen COVID-19 Vaccine, Moderna COVID-19 Vaccine and Pfizer-BioNTech COVID-19 Vaccine). These data summarize the number of people who have received either their first dose or have completed the series for a COVID-19 vaccine. **A person can only be counted in one category, first dose or series complete.** For persons receiving Moderna or Pfizer vaccines, once they receive their second dose, they are moved from the first dose column to the series completed column. **Because of this, the total first dose category may show a change from report to report not matching the total receiving their first dose from the previous day.** Persons receiving Johnson & Johnson vaccines will always be counted in the series completed column.

## COVID-19 doses for vaccinated persons in Florida

**Doses administered** 6,501

People receiving one dose of a 1-dose series (Johnson & Johnson) or receiving only one dose of a 2-dose series (Moderna, Pfizer) count once. Persons receiving both doses of a 2-dose series count twice.

## Current status of persons vaccinated for COVID-19 in Florida

**Total people vaccinated** 4,342

First dose 2,183

Series completed 2,159

Completed 1-dose series 0

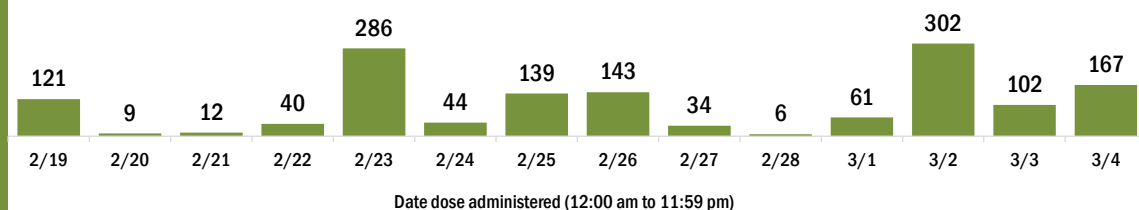
Completed 2-dose series 2,159

**First dose:** current number of people who have only received their first dose of the Moderna or Pfizer vaccine.

**Series complete:** current number of people who have received both Moderna or Pfizer vaccine doses or one Johnson & Johnson dose and are considered fully immunized.

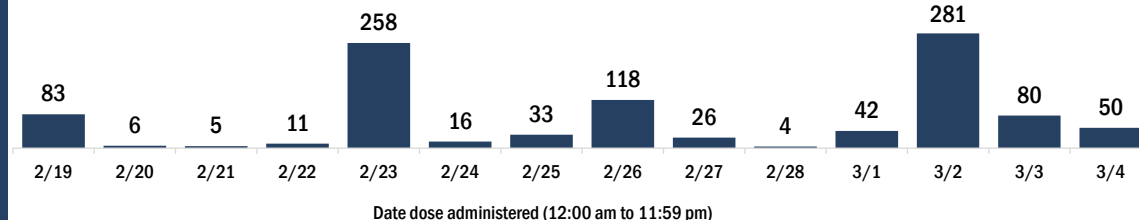
Demographic summary	First dose	Series complete	Total people vaccinated
<b>Age group</b>	<b>2,183</b>	<b>2,159</b>	<b>4,342</b>
16-24 years	15	13	28
25-34 years	48	54	102
35-44 years	124	55	179
45-54 years	212	100	312
55-64 years	340	139	479
65-74 years	818	946	1,764
75-84 years	521	669	1,190
85+ years	105	183	288
<b>Race</b>	<b>2,183</b>	<b>2,159</b>	<b>4,342</b>
White	1,074	1,670	2,744
Black	136	66	202
American Indian/Alaskan	0	4	4
Other	162	151	313
Unknown	811	268	1,079
<b>Other race</b> includes Asian, native Hawaiian/Pacific Islander, or other.			
<b>Ethnicity</b>	<b>2,183</b>	<b>2,159</b>	<b>4,342</b>
Hispanic	70	40	110
Non-Hispanic	597	482	1,079
Unknown	1,516	1,637	3,153
<b>Gender</b>	<b>2,183</b>	<b>2,159</b>	<b>4,342</b>
Female	964	1,210	2,174
Male	1,219	949	2,168
Unknown	0	0	0

## COVID-19 doses administered for the past 2 weeks

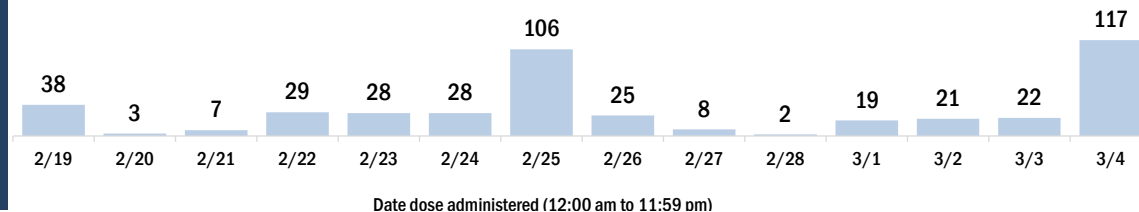


## Persons vaccinated for COVID-19 for the past 2 weeks

### Number of persons who received their first dose of a two-dose series of the COVID-19 vaccine



### Number of persons who completed the COVID-19 vaccine series





# COVID-19: Dixie County vaccine summary

Vaccination data through Mar 4, 2021 as of Mar 5, 2021 at 12:05 AM

Data in this report are provisional and subject to change.

Data in this summary pertain to COVID-19 vaccines approved by the U.S. Food and Drug Administration and have been issued an Emergency Use Authorization (Janssen COVID-19 Vaccine, Moderna COVID-19 Vaccine and Pfizer-BioNTech COVID-19 Vaccine). These data summarize the number of people who have received either their first dose or have completed the series for a COVID-19 vaccine. **A person can only be counted in one category, first dose or series complete.** For persons receiving Moderna or Pfizer vaccines, once they receive their second dose, they are moved from the first dose column to the series completed column. **Because of this, the total first dose category may show a change from report to report not matching the total receiving their first dose from the previous day.** Persons receiving Johnson & Johnson vaccines will always be counted in the series completed column.

## COVID-19 doses for vaccinated persons in Florida

**Doses administered** 2,767

People receiving one dose of a 1-dose series (Johnson & Johnson) or receiving only one dose of a 2-dose series (Moderna, Pfizer) count once. Persons receiving both doses of a 2-dose series count twice.

## Current status of persons vaccinated for COVID-19 in Florida

**Total people vaccinated** 1,759

First dose 751

Series completed 1,008

Completed 1-dose series 0

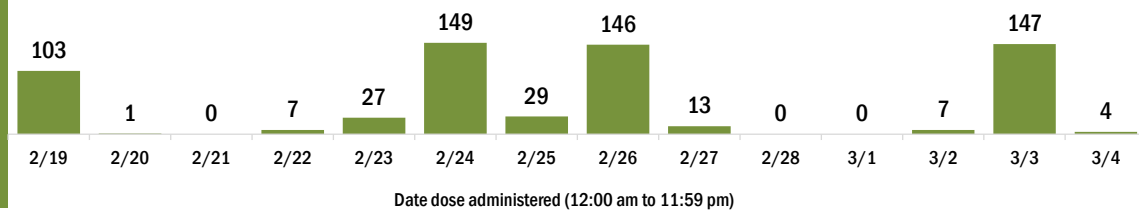
Completed 2-dose series 1,008

**First dose:** current number of people who have only received their first dose of the Moderna or Pfizer vaccine.

**Series complete:** current number of people who have received both Moderna or Pfizer vaccine doses or one Johnson & Johnson dose and are considered fully immunized.

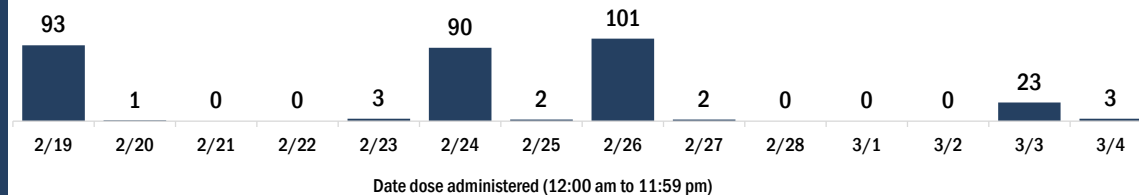
Demographic summary	First dose	Series complete	Total people vaccinated
<b>Age group</b>	751	1,008	1,759
16-24 years	2	2	4
25-34 years	7	13	20
35-44 years	18	21	39
45-54 years	22	22	44
55-64 years	67	55	122
65-74 years	355	496	851
75-84 years	231	309	540
85+ years	49	90	139
<b>Race</b>	751	1,008	1,759
White	646	847	1,493
Black	30	30	60
American Indian/Alaskan	18	9	27
Other	25	33	58
Unknown	32	89	121
<b>Other race</b> includes Asian, native Hawaiian/Pacific Islander, or other.			
<b>Ethnicity</b>	751	1,008	1,759
Hispanic	16	13	29
Non-Hispanic	517	617	1,134
Unknown	218	378	596
<b>Gender</b>	751	1,008	1,759
Female	403	535	938
Male	348	473	821
Unknown	0	0	0

## COVID-19 doses administered for the past 2 weeks

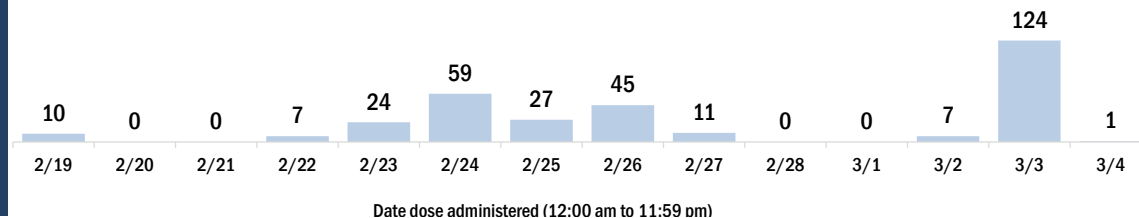


## Persons vaccinated for COVID-19 for the past 2 weeks

### Number of persons who received their first dose of a two-dose series of the COVID-19 vaccine



### Number of persons who completed the COVID-19 vaccine series



# COVID-19: Duval County vaccine summary

Vaccination data through Mar 4, 2021 as of Mar 5, 2021 at 12:05 AM

Data in this report are provisional and subject to change.

Data in this summary pertain to COVID-19 vaccines approved by the U.S. Food and Drug Administration and have been issued an Emergency Use Authorization (Janssen COVID-19 Vaccine, Moderna COVID-19 Vaccine and Pfizer-BioNTech COVID-19 Vaccine). These data summarize the number of people who have received either their first dose or have completed the series for a COVID-19 vaccine. **A person can only be counted in one category, first dose or series complete.** For persons receiving Moderna or Pfizer vaccines, once they receive their second dose, they are moved from the first dose column to the series completed column. **Because of this, the total first dose category may show a change from report to report not matching the total receiving their first dose from the previous day.** Persons receiving Johnson & Johnson vaccines will always be counted in the series completed column.

## COVID-19 doses for vaccinated persons in Florida

**Doses administered** 215,612

People receiving one dose of a 1-dose series (Johnson & Johnson) or receiving only one dose of a 2-dose series (Moderna, Pfizer) count once. Persons receiving both doses of a 2-dose series count twice.

## Current status of persons vaccinated for COVID-19 in Florida

**Total people vaccinated** 133,432

First dose 51,252

Series completed 82,180

Completed 1-dose series 0

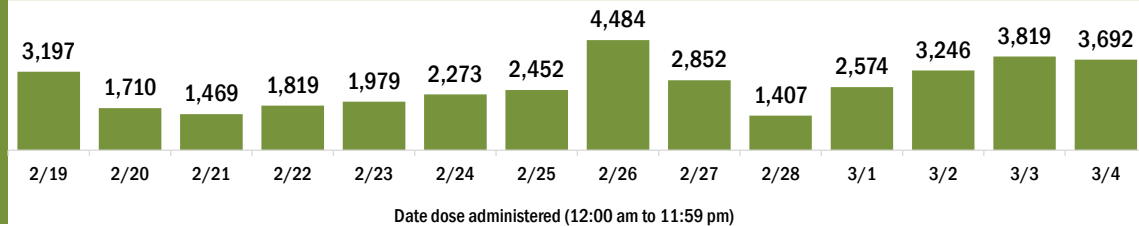
Completed 2-dose series 82,180

**First dose:** current number of people who have only received their first dose of the Moderna or Pfizer vaccine.

**Series complete:** current number of people who have received both Moderna or Pfizer vaccine doses or one Johnson & Johnson dose and are considered fully immunized.

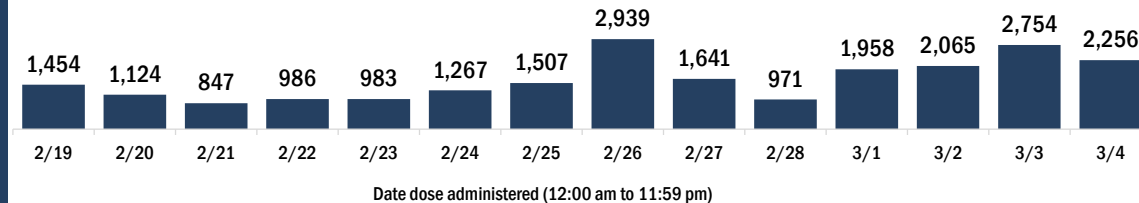
Demographic summary	First dose	Series complete	Total people vaccinated
<b>Age group</b>	<b>51,252</b>	<b>82,180</b>	<b>133,432</b>
16-24 years	1,002	1,403	2,405
25-34 years	2,502	5,565	8,067
35-44 years	2,963	5,864	8,827
45-54 years	4,453	6,518	10,971
55-64 years	8,471	8,576	17,047
65-74 years	20,092	32,756	52,848
75-84 years	8,586	15,859	24,445
85+ years	3,183	5,639	8,822
<b>Race</b>	<b>51,252</b>	<b>82,180</b>	<b>133,432</b>
White	27,825	49,049	76,874
Black	9,868	11,684	21,552
American Indian/Alaskan	124	244	368
Other	5,110	11,606	16,716
Unknown	8,325	9,597	17,922
<b>Other race</b> includes Asian, native Hawaiian/Pacific Islander, or other.			
<b>Ethnicity</b>	<b>51,252</b>	<b>82,180</b>	<b>133,432</b>
Hispanic	2,429	2,364	4,793
Non-Hispanic	32,758	51,995	84,753
Unknown	16,065	27,821	43,886
<b>Gender</b>	<b>51,252</b>	<b>82,180</b>	<b>133,432</b>
Female	28,937	48,628	77,565
Male	20,120	33,518	53,638
Unknown	2,195	34	2,229

## COVID-19 doses administered for the past 2 weeks

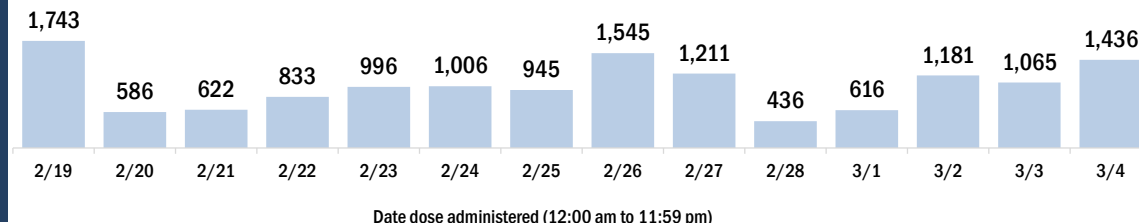


## Persons vaccinated for COVID-19 for the past 2 weeks

### Number of persons who received their first dose of a two-dose series of the COVID-19 vaccine



### Number of persons who completed the COVID-19 vaccine series



# COVID-19: Escambia County vaccine summary

Vaccination data through Mar 4, 2021 as of Mar 5, 2021 at 12:05 AM

Data in this report are provisional and subject to change.

Data in this summary pertain to COVID-19 vaccines approved by the U.S. Food and Drug Administration and have been issued an Emergency Use Authorization (Janssen COVID-19 Vaccine, Moderna COVID-19 Vaccine and Pfizer-BioNTech COVID-19 Vaccine). These data summarize the number of people who have received either their first dose or have completed the series for a COVID-19 vaccine. **A person can only be counted in one category, first dose or series complete.** For persons receiving Moderna or Pfizer vaccines, once they receive their second dose, they are moved from the first dose column to the series completed column. **Because of this, the total first dose category may show a change from report to report not matching the total receiving their first dose from the previous day.** Persons receiving Johnson & Johnson vaccines will always be counted in the series completed column.

## COVID-19 doses for vaccinated persons in Florida

**Doses administered** 68,390

People receiving one dose of a 1-dose series (Johnson & Johnson) or receiving only one dose of a 2-dose series (Moderna, Pfizer) count once. Persons receiving both doses of a 2-dose series count twice.

## Current status of persons vaccinated for COVID-19 in Florida

**Total people vaccinated** 43,904

First dose 19,418

Series completed 24,486

Completed 1-dose series 0

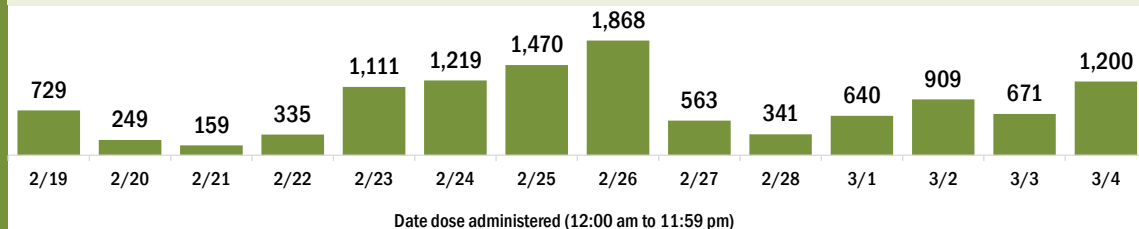
Completed 2-dose series 24,486

**First dose:** current number of people who have only received their first dose of the Moderna or Pfizer vaccine.

**Series complete:** current number of people who have received both Moderna or Pfizer vaccine doses or one Johnson & Johnson dose and are considered fully immunized.

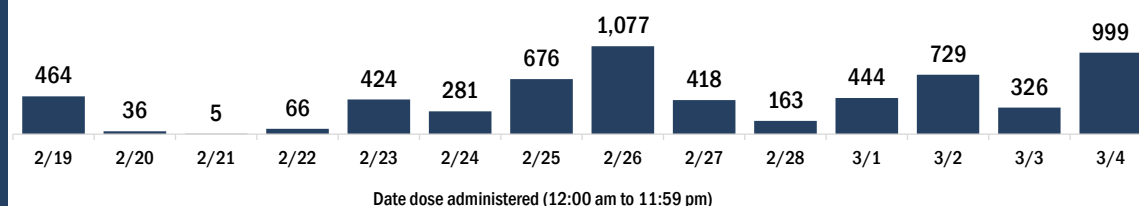
Demographic summary	First dose	Series complete	Total people vaccinated
<b>Age group</b>	<b>19,418</b>	<b>24,486</b>	<b>43,904</b>
16-24 years	306	316	622
25-34 years	898	1,142	2,040
35-44 years	1,033	1,337	2,370
45-54 years	1,534	1,522	3,056
55-64 years	2,825	2,157	4,982
65-74 years	7,351	9,994	17,345
75-84 years	4,051	5,748	9,799
85+ years	1,420	2,270	3,690
<b>Race</b>	<b>19,418</b>	<b>24,486</b>	<b>43,904</b>
White	10,399	14,673	25,072
Black	2,631	2,554	5,185
American Indian/Alaskan	130	113	243
Other	1,528	3,094	4,622
Unknown	4,730	4,052	8,782
<b>Other race</b> includes Asian, native Hawaiian/Pacific Islander, or other.			
<b>Ethnicity</b>	<b>19,418</b>	<b>24,486</b>	<b>43,904</b>
Hispanic	369	242	611
Non-Hispanic	10,011	13,562	23,573
Unknown	9,038	10,682	19,720
<b>Gender</b>	<b>19,418</b>	<b>24,486</b>	<b>43,904</b>
Female	11,582	14,632	26,214
Male	7,798	9,854	17,652
Unknown	38	0	38

## COVID-19 doses administered for the past 2 weeks

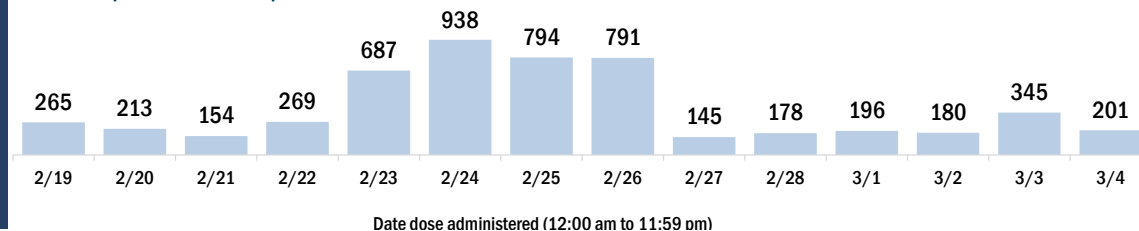


## Persons vaccinated for COVID-19 for the past 2 weeks

### Number of persons who received their first dose of a two-dose series of the COVID-19 vaccine



### Number of persons who completed the COVID-19 vaccine series



# COVID-19: Flagler County vaccine summary

Vaccination data through Mar 4, 2021 as of Mar 5, 2021 at 12:05 AM

Data in this report are provisional and subject to change.

Data in this summary pertain to COVID-19 vaccines approved by the U.S. Food and Drug Administration and have been issued an Emergency Use Authorization (Janssen COVID-19 Vaccine, Moderna COVID-19 Vaccine and Pfizer-BioNTech COVID-19 Vaccine). These data summarize the number of people who have received either their first dose or have completed the series for a COVID-19 vaccine. **A person can only be counted in one category, first dose or series complete.** For persons receiving Moderna or Pfizer vaccines, once they receive their second dose, they are moved from the first dose column to the series completed column. **Because of this, the total first dose category may show a change from report to report not matching the total receiving their first dose from the previous day.** Persons receiving Johnson & Johnson vaccines will always be counted in the series completed column.

## COVID-19 doses for vaccinated persons in Florida

**Doses administered** 37,149

People receiving one dose of a 1-dose series (Johnson & Johnson) or receiving only one dose of a 2-dose series (Moderna, Pfizer) count once. Persons receiving both doses of a 2-dose series count twice.

## Current status of persons vaccinated for COVID-19 in Florida

**Total people vaccinated** 25,467

First dose 13,783

Series completed 11,684

Completed 1-dose series 2

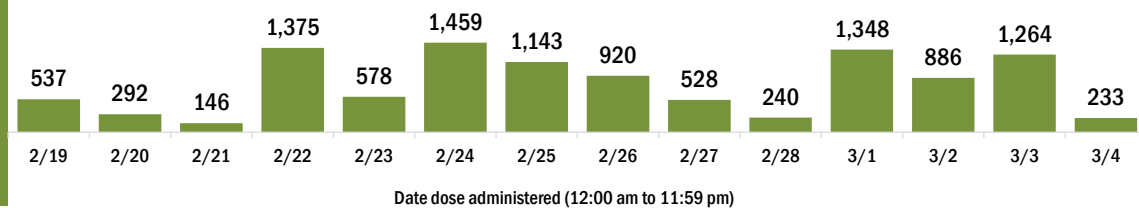
Completed 2-dose series 11,682

**First dose:** current number of people who have only received their first dose of the Moderna or Pfizer vaccine.

**Series complete:** current number of people who have received both Moderna or Pfizer vaccine doses or one Johnson & Johnson dose and are considered fully immunized.

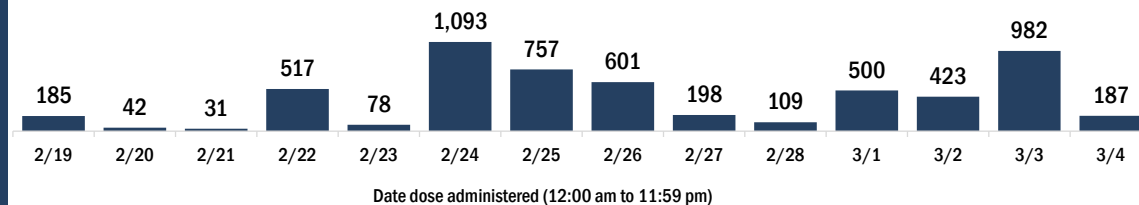
Demographic summary	First dose	Series complete	Total people vaccinated
<b>Age group</b>	<b>13,783</b>	<b>11,684</b>	<b>25,467</b>
16-24 years	74	81	155
25-34 years	153	247	400
35-44 years	232	443	675
45-54 years	400	568	968
55-64 years	1,019	897	1,916
65-74 years	6,481	5,703	12,184
75-84 years	4,192	3,000	7,192
85+ years	1,232	745	1,977
<b>Race</b>	<b>13,783</b>	<b>11,684</b>	<b>25,467</b>
White	9,356	7,040	16,396
Black	1,020	402	1,422
American Indian/Alaskan	101	50	151
Other	909	1,675	2,584
Unknown	2,397	2,517	4,914
<b>Other race</b> includes Asian, native Hawaiian/Pacific Islander, or other.			
<b>Ethnicity</b>	<b>13,783</b>	<b>11,684</b>	<b>25,467</b>
Hispanic	708	217	925
Non-Hispanic	8,225	5,144	13,369
Unknown	4,850	6,323	11,173
<b>Gender</b>	<b>13,783</b>	<b>11,684</b>	<b>25,467</b>
Female	7,513	6,630	14,143
Male	6,129	5,000	11,129
Unknown	141	54	195

## COVID-19 doses administered for the past 2 weeks

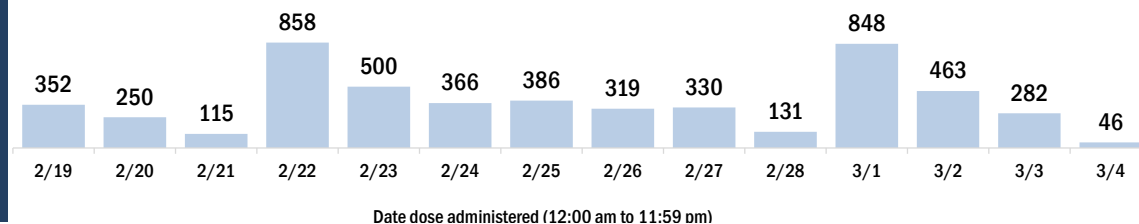


## Persons vaccinated for COVID-19 for the past 2 weeks

### Number of persons who received their first dose of a two-dose series of the COVID-19 vaccine



### Number of persons who completed the COVID-19 vaccine series



# COVID-19: Franklin County vaccine summary

Vaccination data through Mar 4, 2021 as of Mar 5, 2021 at 12:05 AM

Data in this report are provisional and subject to change.

Data in this summary pertain to COVID-19 vaccines approved by the U.S. Food and Drug Administration and have been issued an Emergency Use Authorization (Janssen COVID-19 Vaccine, Moderna COVID-19 Vaccine and Pfizer-BioNTech COVID-19 Vaccine). These data summarize the number of people who have received either their first dose or have completed the series for a COVID-19 vaccine. **A person can only be counted in one category, first dose or series complete.** For persons receiving Moderna or Pfizer vaccines, once they receive their second dose, they are moved from the first dose column to the series completed column. **Because of this, the total first dose category may show a change from report to report not matching the total receiving their first dose from the previous day.** Persons receiving Johnson & Johnson vaccines will always be counted in the series completed column.

## COVID-19 doses for vaccinated persons in Florida

**Doses administered** 3,846

People receiving one dose of a 1-dose series (Johnson & Johnson) or receiving only one dose of a 2-dose series (Moderna, Pfizer) count once. Persons receiving both doses of a 2-dose series count twice.

## Current status of persons vaccinated for COVID-19 in Florida

**Total people vaccinated** 2,408

First dose 970

Series completed 1,438

Completed 1-dose series 0

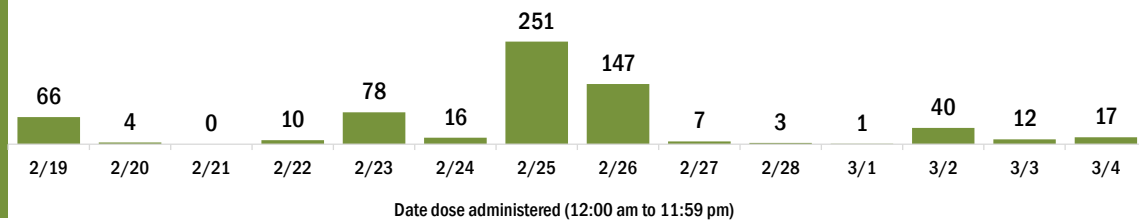
Completed 2-dose series 1,438

**First dose:** current number of people who have only received their first dose of the Moderna or Pfizer vaccine.

**Series complete:** current number of people who have received both Moderna or Pfizer vaccine doses or one Johnson & Johnson dose and are considered fully immunized.

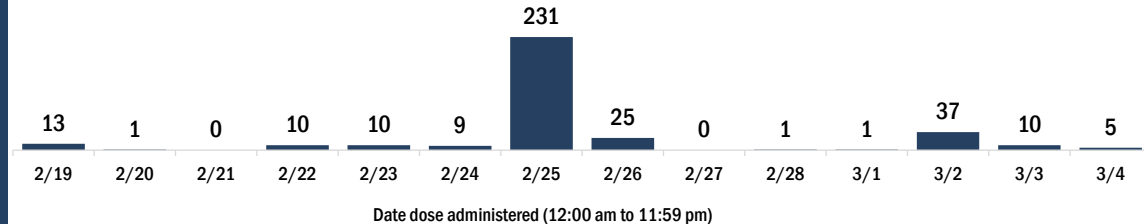
Demographic summary	First dose	Series complete	Total people vaccinated
<b>Age group</b>	970	1,438	2,408
16-24 years	7	5	12
25-34 years	20	15	35
35-44 years	20	25	45
45-54 years	50	49	99
55-64 years	146	141	287
65-74 years	484	741	1,225
75-84 years	195	391	586
85+ years	48	71	119
<b>Race</b>	970	1,438	2,408
White	835	1,288	2,123
Black	41	61	102
American Indian/Alaskan	1	6	7
Other	37	73	110
Unknown	56	10	66
<b>Other race</b> includes Asian, native Hawaiian/Pacific Islander, or other.			
<b>Ethnicity</b>	970	1,438	2,408
Hispanic	7	10	17
Non-Hispanic	622	1,077	1,699
Unknown	341	351	692
<b>Gender</b>	970	1,438	2,408
Female	509	751	1,260
Male	461	687	1,148
Unknown	0	0	0

## COVID-19 doses administered for the past 2 weeks

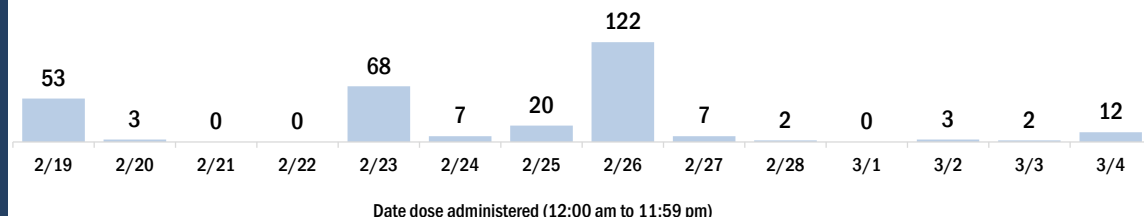


## Persons vaccinated for COVID-19 for the past 2 weeks

### Number of persons who received their first dose of a two-dose series of the COVID-19 vaccine



### Number of persons who completed the COVID-19 vaccine series



# COVID-19: Gadsden County vaccine summary

Vaccination data through Mar 4, 2021 as of Mar 5, 2021 at 12:05 AM

Data in this report are provisional and subject to change.

Data in this summary pertain to COVID-19 vaccines approved by the U.S. Food and Drug Administration and have been issued an Emergency Use Authorization (Janssen COVID-19 Vaccine, Moderna COVID-19 Vaccine and Pfizer-BioNTech COVID-19 Vaccine). These data summarize the number of people who have received either their first dose or have completed the series for a COVID-19 vaccine. **A person can only be counted in one category, first dose or series complete.** For persons receiving Moderna or Pfizer vaccines, once they receive their second dose, they are moved from the first dose column to the series completed column. **Because of this, the total first dose category may show a change from report to report not matching the total receiving their first dose from the previous day.** Persons receiving Johnson & Johnson vaccines will always be counted in the series completed column.

## COVID-19 doses for vaccinated persons in Florida

**Doses administered** 13,039

People receiving one dose of a 1-dose series (Johnson & Johnson) or receiving only one dose of a 2-dose series (Moderna, Pfizer) count once. Persons receiving both doses of a 2-dose series count twice.

## Current status of persons vaccinated for COVID-19 in Florida

**Total people vaccinated** 7,862

First dose 2,685

Series completed 5,177

Completed 1-dose series 0

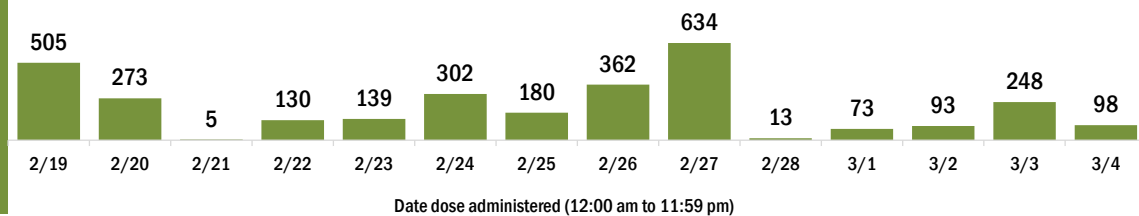
Completed 2-dose series 5,177

**First dose:** current number of people who have only received their first dose of the Moderna or Pfizer vaccine.

**Series complete:** current number of people who have received both Moderna or Pfizer vaccine doses or one Johnson & Johnson dose and are considered fully immunized.

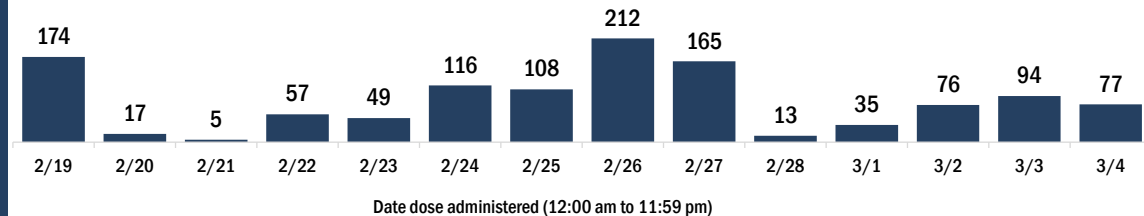
Demographic summary	First dose	Series complete	Total people vaccinated
<b>Age group</b>	2,685	5,177	7,862
16-24 years	29	39	68
25-34 years	75	103	178
35-44 years	140	191	331
45-54 years	271	301	572
55-64 years	601	486	1,087
65-74 years	978	2,404	3,382
75-84 years	446	1,234	1,680
85+ years	145	419	564
<b>Race</b>	2,685	5,177	7,862
White	869	2,100	2,969
Black	1,160	1,897	3,057
American Indian/Alaskan	3	12	15
Other	323	808	1,131
Unknown	330	360	690
<b>Other race</b> includes Asian, native Hawaiian/Pacific Islander, or other.			
<b>Ethnicity</b>	2,685	5,177	7,862
Hispanic	72	109	181
Non-Hispanic	1,620	3,240	4,860
Unknown	993	1,828	2,821
<b>Gender</b>	2,685	5,177	7,862
Female	1,592	3,100	4,692
Male	1,093	2,077	3,170
Unknown	0	0	0

## COVID-19 doses administered for the past 2 weeks

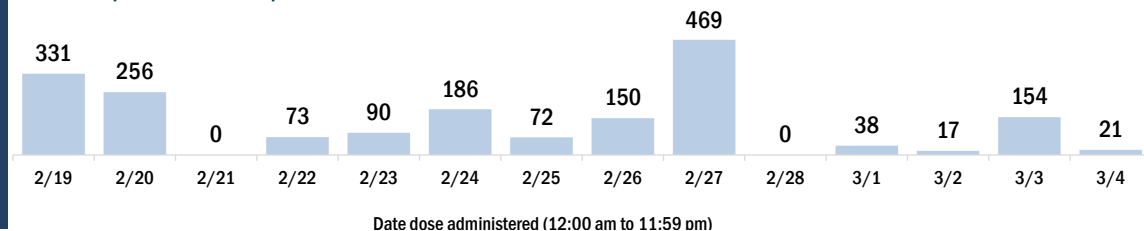


## Persons vaccinated for COVID-19 for the past 2 weeks

### Number of persons who received their first dose of a two-dose series of the COVID-19 vaccine



### Number of persons who completed the COVID-19 vaccine series



# COVID-19: Gilchrist County vaccine summary

Vaccination data through Mar 4, 2021 as of Mar 5, 2021 at 12:05 AM

Data in this report are provisional and subject to change.

Data in this summary pertain to COVID-19 vaccines approved by the U.S. Food and Drug Administration and have been issued an Emergency Use Authorization (Janssen COVID-19 Vaccine, Moderna COVID-19 Vaccine and Pfizer-BioNTech COVID-19 Vaccine). These data summarize the number of people who have received either their first dose or have completed the series for a COVID-19 vaccine. **A person can only be counted in one category, first dose or series complete.** For persons receiving Moderna or Pfizer vaccines, once they receive their second dose, they are moved from the first dose column to the series completed column. **Because of this, the total first dose category may show a change from report to report not matching the total receiving their first dose from the previous day.** Persons receiving Johnson & Johnson vaccines will always be counted in the series completed column.

## COVID-19 doses for vaccinated persons in Florida

**Doses administered** 3,232

People receiving one dose of a 1-dose series (Johnson & Johnson) or receiving only one dose of a 2-dose series (Moderna, Pfizer) count once. Persons receiving both doses of a 2-dose series count twice.

## Current status of persons vaccinated for COVID-19 in Florida

**Total people vaccinated** 1,866

First dose 500

Series completed 1,366

Completed 1-dose series 0

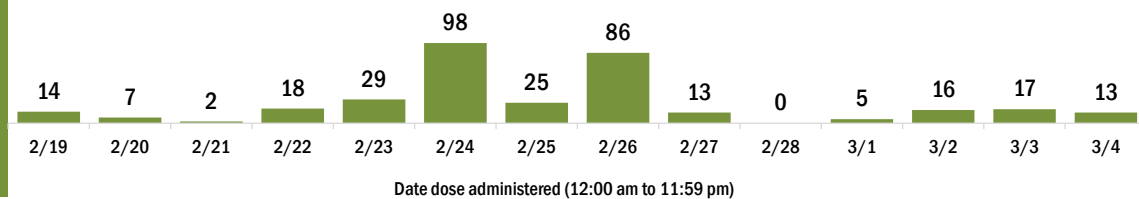
Completed 2-dose series 1,366

**First dose:** current number of people who have only received their first dose of the Moderna or Pfizer vaccine.

**Series complete:** current number of people who have received both Moderna or Pfizer vaccine doses or one Johnson & Johnson dose and are considered fully immunized.

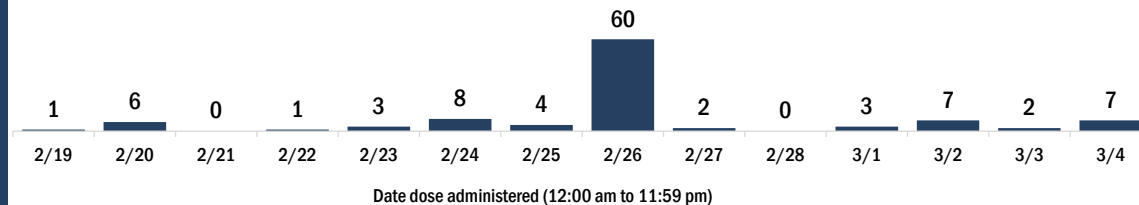
Demographic summary	First dose	Series complete	Total people vaccinated
<b>Age group</b>	500	1,366	1,866
16-24 years	7	29	36
25-34 years	10	39	49
35-44 years	13	53	66
45-54 years	18	81	99
55-64 years	58	94	152
65-74 years	234	540	774
75-84 years	120	392	512
85+ years	40	138	178
<b>Race</b>	500	1,366	1,866
White	342	880	1,222
Black	4	12	16
American Indian/Alaskan	0	4	4
Other	58	138	196
Unknown	96	332	428
<b>Other race</b> includes Asian, native Hawaiian/Pacific Islander, or other.			
<b>Ethnicity</b>	500	1,366	1,866
Hispanic	2	11	13
Non-Hispanic	148	461	609
Unknown	350	894	1,244
<b>Gender</b>	500	1,366	1,866
Female	311	816	1,127
Male	189	550	739
Unknown	0	0	0

## COVID-19 doses administered for the past 2 weeks

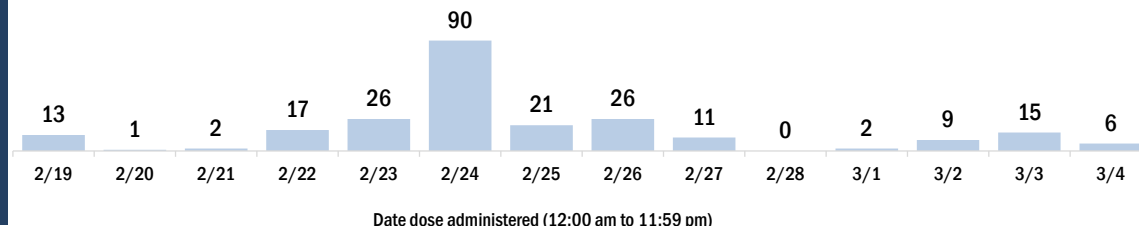


## Persons vaccinated for COVID-19 for the past 2 weeks

Number of persons who received their first dose of a two-dose series of the COVID-19 vaccine



Number of persons who completed the COVID-19 vaccine series





# COVID-19: Glades County vaccine summary

Vaccination data through Mar 4, 2021 as of Mar 5, 2021 at 12:05 AM

Data in this report are provisional and subject to change.

Data in this summary pertain to COVID-19 vaccines approved by the U.S. Food and Drug Administration and have been issued an Emergency Use Authorization (Janssen COVID-19 Vaccine, Moderna COVID-19 Vaccine and Pfizer-BioNTech COVID-19 Vaccine). These data summarize the number of people who have received either their first dose or have completed the series for a COVID-19 vaccine. **A person can only be counted in one category, first dose or series complete.** For persons receiving Moderna or Pfizer vaccines, once they receive their second dose, they are moved from the first dose column to the series completed column. **Because of this, the total first dose category may show a change from report to report not matching the total receiving their first dose from the previous day.** Persons receiving Johnson & Johnson vaccines will always be counted in the series completed column.

## COVID-19 doses for vaccinated persons in Florida

**Doses administered** 1,770

People receiving one dose of a 1-dose series (Johnson & Johnson) or receiving only one dose of a 2-dose series (Moderna, Pfizer) count once. Persons receiving both doses of a 2-dose series count twice.

## Current status of persons vaccinated for COVID-19 in Florida

**Total people vaccinated** 1,180

First dose 590

Series completed 590

Completed 1-dose series 0

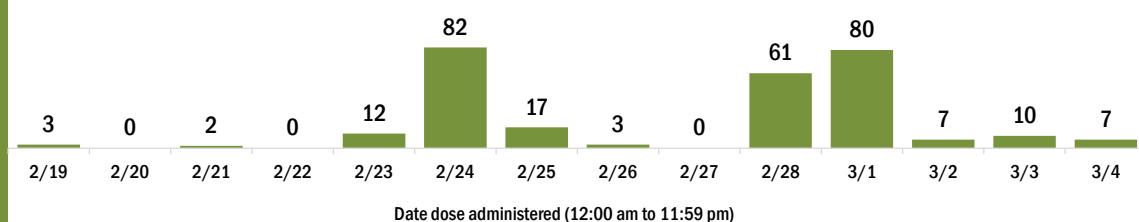
Completed 2-dose series 590

**First dose:** current number of people who have only received their first dose of the Moderna or Pfizer vaccine.

**Series complete:** current number of people who have received both Moderna or Pfizer vaccine doses or one Johnson & Johnson dose and are considered fully immunized.

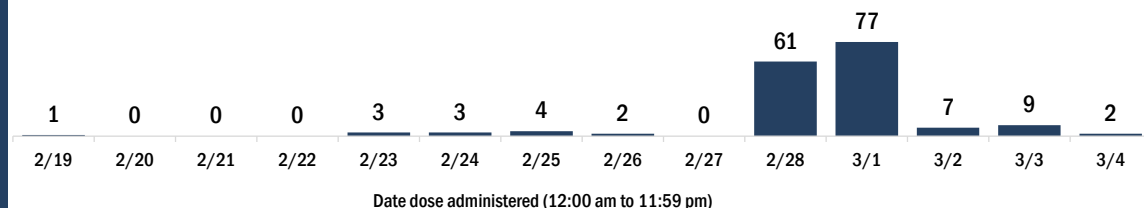
Demographic summary	First dose	Series complete	Total people vaccinated
<b>Age group</b>	590	590	1,180
16-24 years	2	0	2
25-34 years	2	3	5
35-44 years	1	4	5
45-54 years	17	12	29
55-64 years	58	24	82
65-74 years	289	270	559
75-84 years	188	228	416
85+ years	33	49	82
<b>Race</b>	590	590	1,180
White	455	444	899
Black	16	27	43
American Indian/Alaskan	2	4	6
Other	24	32	56
Unknown	93	83	176
<b>Other race</b> includes Asian, native Hawaiian/Pacific Islander, or other.			
<b>Ethnicity</b>	590	590	1,180
Hispanic	10	16	26
Non-Hispanic	193	267	460
Unknown	387	307	694
<b>Gender</b>	590	590	1,180
Female	303	293	596
Male	287	297	584
Unknown	0	0	0

## COVID-19 doses administered for the past 2 weeks

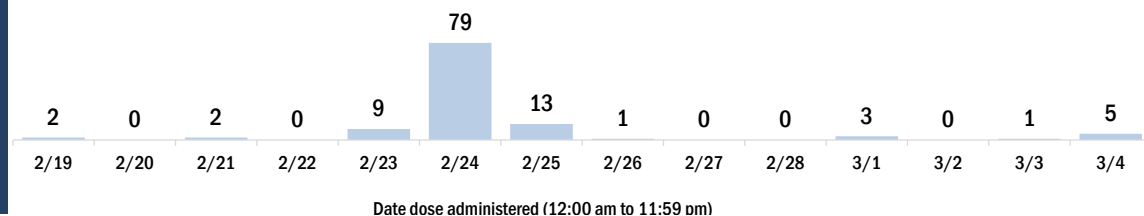


## Persons vaccinated for COVID-19 for the past 2 weeks

### Number of persons who received their first dose of a two-dose series of the COVID-19 vaccine



### Number of persons who completed the COVID-19 vaccine series



# COVID-19: Gulf County vaccine summary

Vaccination data through Mar 4, 2021 as of Mar 5, 2021 at 12:05 AM

Data in this report are provisional and subject to change.

Data in this summary pertain to COVID-19 vaccines approved by the U.S. Food and Drug Administration and have been issued an Emergency Use Authorization (Janssen COVID-19 Vaccine, Moderna COVID-19 Vaccine and Pfizer-BioNTech COVID-19 Vaccine). These data summarize the number of people who have received either their first dose or have completed the series for a COVID-19 vaccine. **A person can only be counted in one category, first dose or series complete.** For persons receiving Moderna or Pfizer vaccines, once they receive their second dose, they are moved from the first dose column to the series completed column. **Because of this, the total first dose category may show a change from report to report not matching the total receiving their first dose from the previous day.** Persons receiving Johnson & Johnson vaccines will always be counted in the series completed column.

## COVID-19 doses for vaccinated persons in Florida

**Doses administered** 4,486

People receiving one dose of a 1-dose series (Johnson & Johnson) or receiving only one dose of a 2-dose series (Moderna, Pfizer) count once. Persons receiving both doses of a 2-dose series count twice.

## Current status of persons vaccinated for COVID-19 in Florida

**Total people vaccinated** 2,613

First dose 740

Series completed 1,873

Completed 1-dose series 0

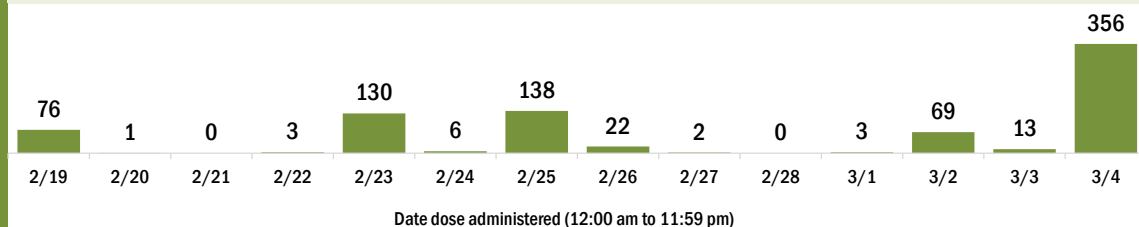
Completed 2-dose series 1,873

**First dose:** current number of people who have only received their first dose of the Moderna or Pfizer vaccine.

**Series complete:** current number of people who have received both Moderna or Pfizer vaccine doses or one Johnson & Johnson dose and are considered fully immunized.

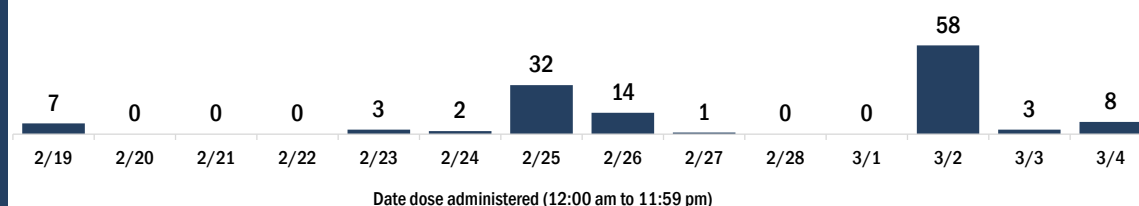
Demographic summary	First dose	Series complete	Total people vaccinated
<b>Age group</b>	<b>740</b>	<b>1,873</b>	<b>2,613</b>
16-24 years	9	8	17
25-34 years	21	23	44
35-44 years	34	32	66
45-54 years	54	61	115
55-64 years	124	96	220
65-74 years	310	1,033	1,343
75-84 years	157	481	638
85+ years	31	139	170
<b>Race</b>	<b>740</b>	<b>1,873</b>	<b>2,613</b>
White	590	1,707	2,297
Black	43	89	132
American Indian/Alaskan	3	5	8
Other	62	36	98
Unknown	42	36	78
<b>Other race</b> includes Asian, native Hawaiian/Pacific Islander, or other.			
<b>Ethnicity</b>	<b>740</b>	<b>1,873</b>	<b>2,613</b>
Hispanic	2	10	12
Non-Hispanic	395	1,464	1,859
Unknown	343	399	742
<b>Gender</b>	<b>740</b>	<b>1,873</b>	<b>2,613</b>
Female	409	976	1,385
Male	331	897	1,228
Unknown	0	0	0

## COVID-19 doses administered for the past 2 weeks

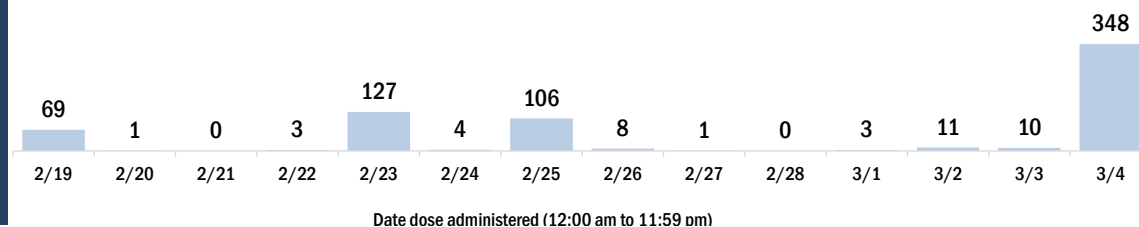


## Persons vaccinated for COVID-19 for the past 2 weeks

### Number of persons who received their first dose of a two-dose series of the COVID-19 vaccine



### Number of persons who completed the COVID-19 vaccine series



# COVID-19: Hamilton County vaccine summary

Vaccination data through Mar 4, 2021 as of Mar 5, 2021 at 12:05 AM

Data in this report are provisional and subject to change.

Data in this summary pertain to COVID-19 vaccines approved by the U.S. Food and Drug Administration and have been issued an Emergency Use Authorization (Janssen COVID-19 Vaccine, Moderna COVID-19 Vaccine and Pfizer-BioNTech COVID-19 Vaccine). These data summarize the number of people who have received either their first dose or have completed the series for a COVID-19 vaccine. **A person can only be counted in one category, first dose or series complete.** For persons receiving Moderna or Pfizer vaccines, once they receive their second dose, they are moved from the first dose column to the series completed column. **Because of this, the total first dose category may show a change from report to report not matching the total receiving their first dose from the previous day.** Persons receiving Johnson & Johnson vaccines will always be counted in the series completed column.

## COVID-19 doses for vaccinated persons in Florida

**Doses administered** 2,682

People receiving one dose of a 1-dose series (Johnson & Johnson) or receiving only one dose of a 2-dose series (Moderna, Pfizer) count once. Persons receiving both doses of a 2-dose series count twice.

## Current status of persons vaccinated for COVID-19 in Florida

**Total people vaccinated** 1,530

First dose 378

Series completed 1,152

Completed 1-dose series 0

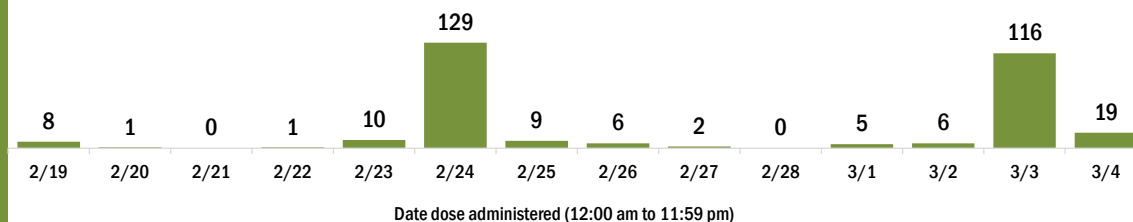
Completed 2-dose series 1,152

**First dose:** current number of people who have only received their first dose of the Moderna or Pfizer vaccine.

**Series complete:** current number of people who have received both Moderna or Pfizer vaccine doses or one Johnson & Johnson dose and are considered fully immunized.

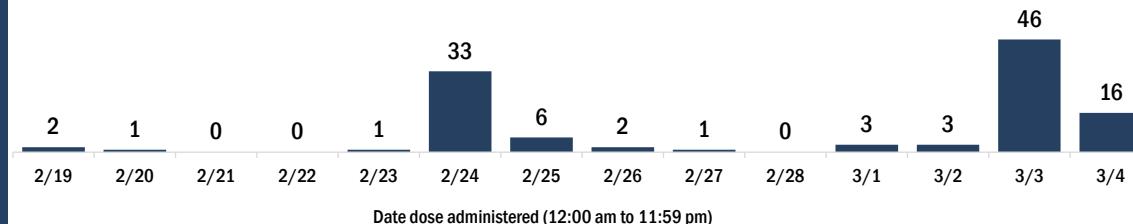
Demographic summary	First dose	Series complete	Total people vaccinated
<b>Age group</b>	378	1,152	1,530
16-24 years	3	6	9
25-34 years	5	12	17
35-44 years	15	21	36
45-54 years	33	26	59
55-64 years	57	41	98
65-74 years	152	624	776
75-84 years	77	344	421
85+ years	36	78	114
<b>Race</b>	378	1,152	1,530
White	172	692	864
Black	76	192	268
American Indian/Alaskan	0	0	0
Other	80	99	179
Unknown	50	169	219
<b>Other race</b> includes Asian, native Hawaiian/Pacific Islander, or other.			
<b>Ethnicity</b>	378	1,152	1,530
Hispanic	5	7	12
Non-Hispanic	212	513	725
Unknown	161	632	793
<b>Gender</b>	378	1,152	1,530
Female	230	624	854
Male	148	528	676
Unknown	0	0	0

## COVID-19 doses administered for the past 2 weeks

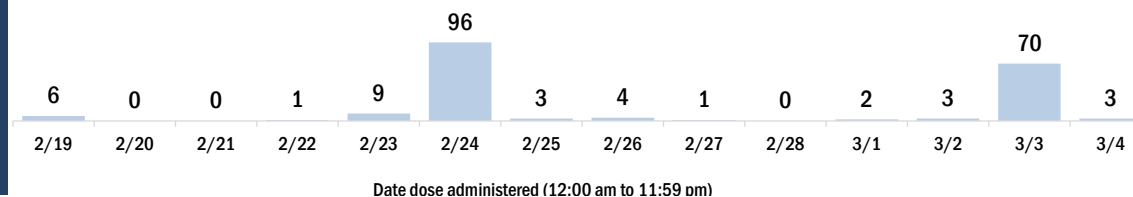


## Persons vaccinated for COVID-19 for the past 2 weeks

### Number of persons who received their first dose of a two-dose series of the COVID-19 vaccine



### Number of persons who completed the COVID-19 vaccine series



# COVID-19: Hardee County vaccine summary

Vaccination data through Mar 4, 2021 as of Mar 5, 2021 at 12:05 AM

Data in this report are provisional and subject to change.

Data in this summary pertain to COVID-19 vaccines approved by the U.S. Food and Drug Administration and have been issued an Emergency Use Authorization (Janssen COVID-19 Vaccine, Moderna COVID-19 Vaccine and Pfizer-BioNTech COVID-19 Vaccine). These data summarize the number of people who have received either their first dose or have completed the series for a COVID-19 vaccine. **A person can only be counted in one category, first dose or series complete.** For persons receiving Moderna or Pfizer vaccines, once they receive their second dose, they are moved from the first dose column to the series completed column. **Because of this, the total first dose category may show a change from report to report not matching the total receiving their first dose from the previous day.** Persons receiving Johnson & Johnson vaccines will always be counted in the series completed column.

## COVID-19 doses for vaccinated persons in Florida

**Doses administered** 3,664

People receiving one dose of a 1-dose series (Johnson & Johnson) or receiving only one dose of a 2-dose series (Moderna, Pfizer) count once. Persons receiving both doses of a 2-dose series count twice.

## Current status of persons vaccinated for COVID-19 in Florida

**Total people vaccinated** 2,390

First dose 1,116

Series completed 1,274

Completed 1-dose series 0

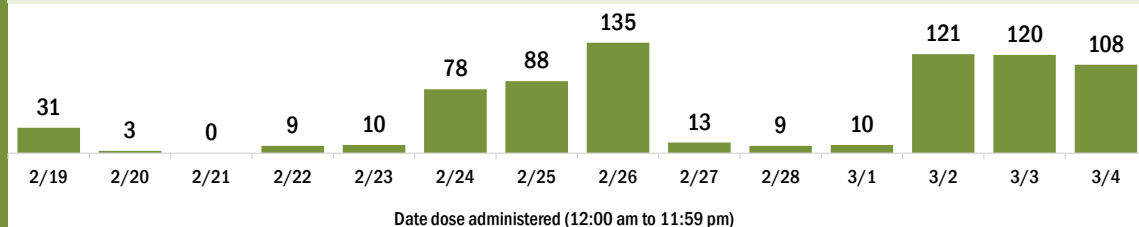
Completed 2-dose series 1,274

**First dose:** current number of people who have only received their first dose of the Moderna or Pfizer vaccine.

**Series complete:** current number of people who have received both Moderna or Pfizer vaccine doses or one Johnson & Johnson dose and are considered fully immunized.

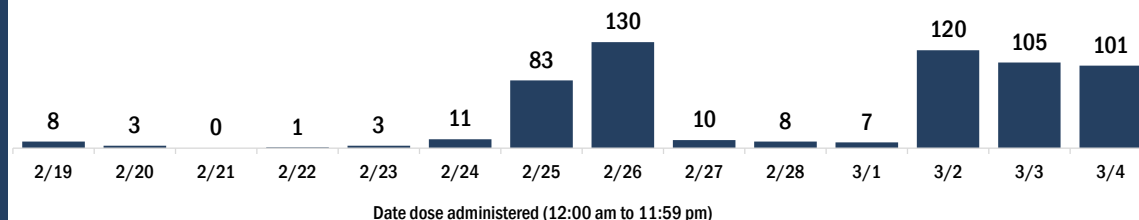
Demographic summary	First dose	Series complete	Total people vaccinated
<b>Age group</b>	<b>1,116</b>	<b>1,274</b>	<b>2,390</b>
16-24 years	8	12	20
25-34 years	15	40	55
35-44 years	18	42	60
45-54 years	21	57	78
55-64 years	61	80	141
65-74 years	540	533	1,073
75-84 years	354	390	744
85+ years	99	120	219
<b>Race</b>	<b>1,116</b>	<b>1,274</b>	<b>2,390</b>
White	852	878	1,730
Black	19	27	46
American Indian/Alaskan	2	8	10
Other	154	288	442
Unknown	89	73	162
<b>Other race</b> includes Asian, native Hawaiian/Pacific Islander, or other.			
<b>Ethnicity</b>	<b>1,116</b>	<b>1,274</b>	<b>2,390</b>
Hispanic	43	103	146
Non-Hispanic	527	608	1,135
Unknown	546	563	1,109
<b>Gender</b>	<b>1,116</b>	<b>1,274</b>	<b>2,390</b>
Female	612	710	1,322
Male	503	564	1,067
Unknown	1	0	1

## COVID-19 doses administered for the past 2 weeks

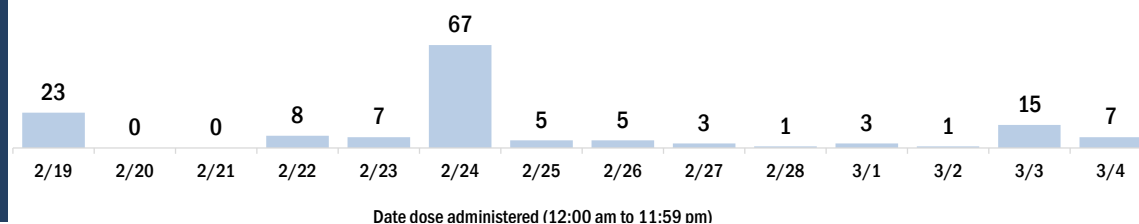


## Persons vaccinated for COVID-19 for the past 2 weeks

### Number of persons who received their first dose of a two-dose series of the COVID-19 vaccine



### Number of persons who completed the COVID-19 vaccine series



# COVID-19: Hendry County vaccine summary

Vaccination data through Mar 4, 2021 as of Mar 5, 2021 at 12:05 AM

Data in this report are provisional and subject to change.

Data in this summary pertain to COVID-19 vaccines approved by the U.S. Food and Drug Administration and have been issued an Emergency Use Authorization (Janssen COVID-19 Vaccine, Moderna COVID-19 Vaccine and Pfizer-BioNTech COVID-19 Vaccine). These data summarize the number of people who have received either their first dose or have completed the series for a COVID-19 vaccine. **A person can only be counted in one category, first dose or series complete.** For persons receiving Moderna or Pfizer vaccines, once they receive their second dose, they are moved from the first dose column to the series completed column. **Because of this, the total first dose category may show a change from report to report not matching the total receiving their first dose from the previous day.** Persons receiving Johnson & Johnson vaccines will always be counted in the series completed column.

## COVID-19 doses for vaccinated persons in Florida

**Doses administered** 5,387

People receiving one dose of a 1-dose series (Johnson & Johnson) or receiving only one dose of a 2-dose series (Moderna, Pfizer) count once. Persons receiving both doses of a 2-dose series count twice.

## Current status of persons vaccinated for COVID-19 in Florida

**Total people vaccinated** 3,307

First dose 1,227

Series completed 2,080

Completed 1-dose series 0

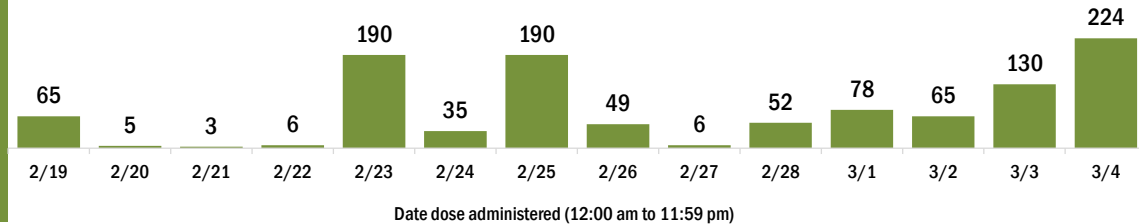
Completed 2-dose series 2,080

**First dose:** current number of people who have only received their first dose of the Moderna or Pfizer vaccine.

**Series complete:** current number of people who have received both Moderna or Pfizer vaccine doses or one Johnson & Johnson dose and are considered fully immunized.

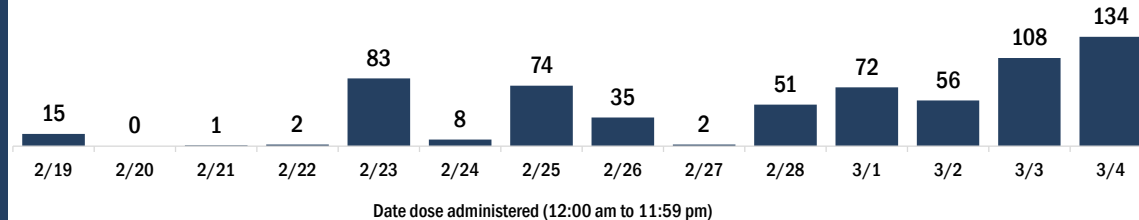
Demographic summary	First dose	Series complete	Total people vaccinated
<b>Age group</b>	1,227	2,080	3,307
16-24 years	18	26	44
25-34 years	23	46	69
35-44 years	28	56	84
45-54 years	62	79	141
55-64 years	152	136	288
65-74 years	574	962	1,536
75-84 years	295	594	889
85+ years	75	181	256
<b>Race</b>	1,227	2,080	3,307
White	824	1,302	2,126
Black	75	135	210
American Indian/Alaskan	11	4	15
Other	172	394	566
Unknown	145	245	390
<b>Other race</b> includes Asian, native Hawaiian/Pacific Islander, or other.			
<b>Ethnicity</b>	1,227	2,080	3,307
Hispanic	192	276	468
Non-Hispanic	495	1,039	1,534
Unknown	540	765	1,305
<b>Gender</b>	1,227	2,080	3,307
Female	652	1,131	1,783
Male	575	949	1,524
Unknown	0	0	0

## COVID-19 doses administered for the past 2 weeks

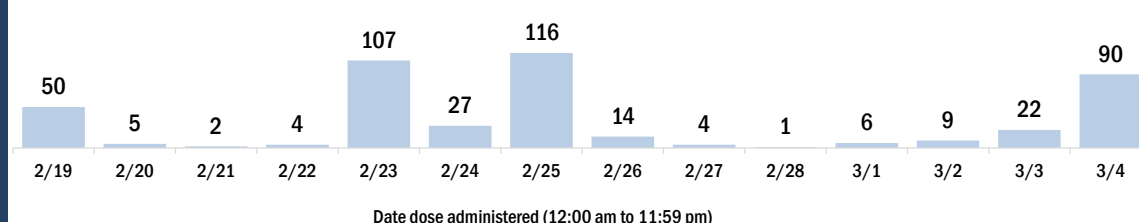


## Persons vaccinated for COVID-19 for the past 2 weeks

### Number of persons who received their first dose of a two-dose series of the COVID-19 vaccine



### Number of persons who completed the COVID-19 vaccine series



# COVID-19: Hernando County vaccine summary

Vaccination data through Mar 4, 2021 as of Mar 5, 2021 at 12:05 AM

Data in this report are provisional and subject to change.

Data in this summary pertain to COVID-19 vaccines approved by the U.S. Food and Drug Administration and have been issued an Emergency Use Authorization (Janssen COVID-19 Vaccine, Moderna COVID-19 Vaccine and Pfizer-BioNTech COVID-19 Vaccine). These data summarize the number of people who have received either their first dose or have completed the series for a COVID-19 vaccine. **A person can only be counted in one category, first dose or series complete.** For persons receiving Moderna or Pfizer vaccines, once they receive their second dose, they are moved from the first dose column to the series completed column. **Because of this, the total first dose category may show a change from report to report not matching the total receiving their first dose from the previous day.** Persons receiving Johnson & Johnson vaccines will always be counted in the series completed column.

## COVID-19 doses for vaccinated persons in Florida

**Doses administered** 40,919

People receiving one dose of a 1-dose series (Johnson & Johnson) or receiving only one dose of a 2-dose series (Moderna, Pfizer) count once. Persons receiving both doses of a 2-dose series count twice.

## Current status of persons vaccinated for COVID-19 in Florida

**Total people vaccinated** 27,684

First dose 14,445

Series completed 13,239

Completed 1-dose series 4

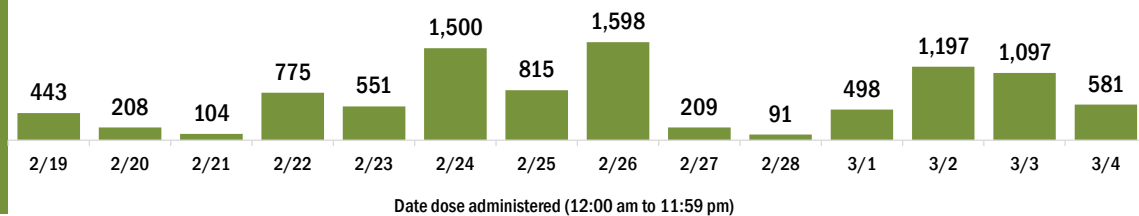
Completed 2-dose series 13,235

**First dose:** current number of people who have only received their first dose of the Moderna or Pfizer vaccine.

**Series complete:** current number of people who have received both Moderna or Pfizer vaccine doses or one Johnson & Johnson dose and are considered fully immunized.

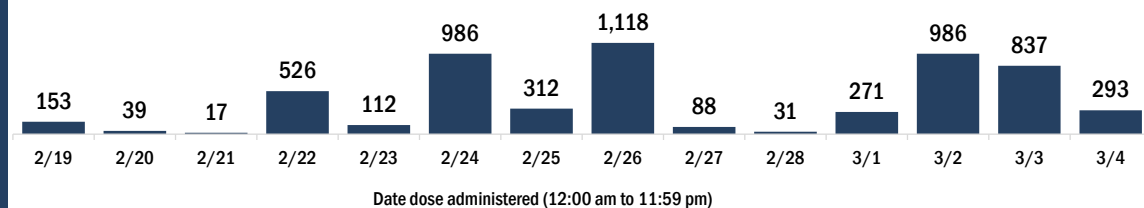
Demographic summary	First dose	Series complete	Total people vaccinated
<b>Age group</b>	<b>14,445</b>	<b>13,239</b>	<b>27,684</b>
16-24 years	102	169	271
25-34 years	189	514	703
35-44 years	251	621	872
45-54 years	392	930	1,322
55-64 years	663	1,200	1,863
65-74 years	6,658	5,272	11,930
75-84 years	4,699	3,338	8,037
85+ years	1,491	1,195	2,686
<b>Race</b>	<b>14,445</b>	<b>13,239</b>	<b>27,684</b>
White	10,445	8,199	18,644
Black	215	380	595
American Indian/Alaskan	69	49	118
Other	786	1,529	2,315
Unknown	2,930	3,082	6,012
<b>Other race</b> includes Asian, native Hawaiian/Pacific Islander, or other.			
<b>Ethnicity</b>	<b>14,445</b>	<b>13,239</b>	<b>27,684</b>
Hispanic	458	437	895
Non-Hispanic	7,445	6,295	13,740
Unknown	6,542	6,507	13,049
<b>Gender</b>	<b>14,445</b>	<b>13,239</b>	<b>27,684</b>
Female	8,251	7,840	16,091
Male	6,145	5,384	11,529
Unknown	49	15	64

## COVID-19 doses administered for the past 2 weeks

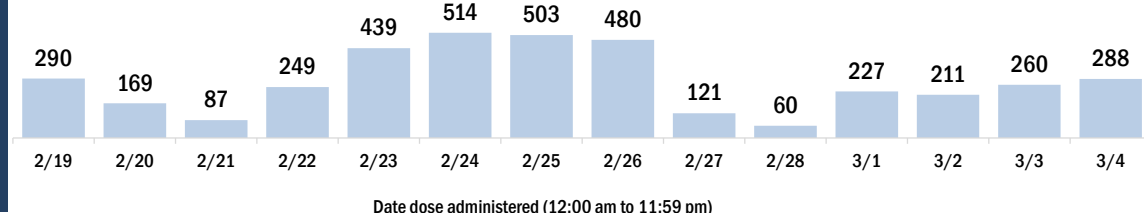


## Persons vaccinated for COVID-19 for the past 2 weeks

### Number of persons who received their first dose of a two-dose series of the COVID-19 vaccine



### Number of persons who completed the COVID-19 vaccine series



# COVID-19: Highlands County vaccine summary

Vaccination data through Mar 4, 2021 as of Mar 5, 2021 at 12:05 AM

Data in this report are provisional and subject to change.

Data in this summary pertain to COVID-19 vaccines approved by the U.S. Food and Drug Administration and have been issued an Emergency Use Authorization (Janssen COVID-19 Vaccine, Moderna COVID-19 Vaccine and Pfizer-BioNTech COVID-19 Vaccine). These data summarize the number of people who have received either their first dose or have completed the series for a COVID-19 vaccine. **A person can only be counted in one category, first dose or series complete.** For persons receiving Moderna or Pfizer vaccines, once they receive their second dose, they are moved from the first dose column to the series completed column. **Because of this, the total first dose category may show a change from report to report not matching the total receiving their first dose from the previous day.** Persons receiving Johnson & Johnson vaccines will always be counted in the series completed column.

## COVID-19 doses for vaccinated persons in Florida

**Doses administered** 21,532

People receiving one dose of a 1-dose series (Johnson & Johnson) or receiving only one dose of a 2-dose series (Moderna, Pfizer) count once. Persons receiving both doses of a 2-dose series count twice.

## Current status of persons vaccinated for COVID-19 in Florida

**Total people vaccinated** 15,891

First dose 10,250

Series completed 5,641

Completed 1-dose series 0

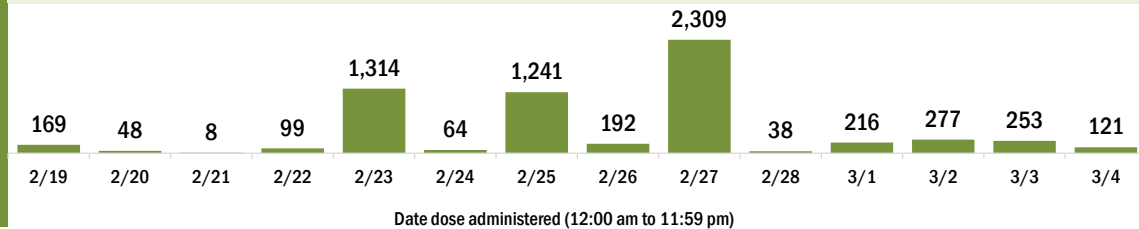
Completed 2-dose series 5,641

**First dose:** current number of people who have only received their first dose of the Moderna or Pfizer vaccine.

**Series complete:** current number of people who have received both Moderna or Pfizer vaccine doses or one Johnson & Johnson dose and are considered fully immunized.

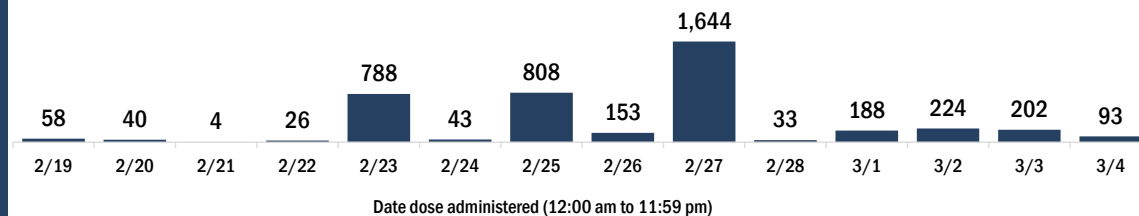
Demographic summary	First dose	Series complete	Total people vaccinated
<b>Age group</b>	10,250	5,641	15,891
16-24 years	26	50	76
25-34 years	65	168	233
35-44 years	88	247	335
45-54 years	123	345	468
55-64 years	289	508	797
65-74 years	4,718	2,201	6,919
75-84 years	3,918	1,574	5,492
85+ years	1,023	548	1,571
<b>Race</b>	10,250	5,641	15,891
White	8,691	4,135	12,826
Black	131	174	305
American Indian/Alaskan	94	37	131
Other	354	762	1,116
Unknown	980	533	1,513
<b>Other race</b> includes Asian, native Hawaiian/Pacific Islander, or other.			
<b>Ethnicity</b>	10,250	5,641	15,891
Hispanic	352	226	578
Non-Hispanic	6,418	3,508	9,926
Unknown	3,480	1,907	5,387
<b>Gender</b>	10,250	5,641	15,891
Female	5,392	3,209	8,601
Male	4,834	2,429	7,263
Unknown	24	3	27

## COVID-19 doses administered for the past 2 weeks

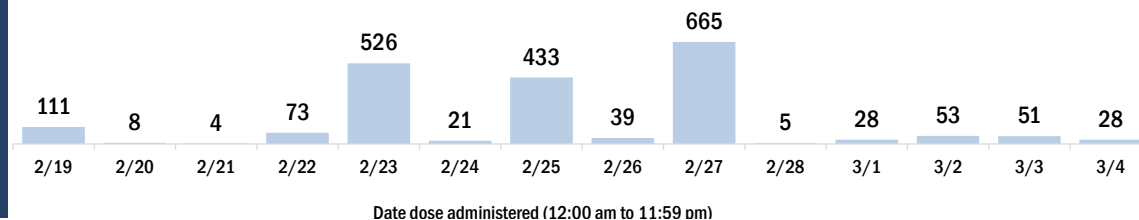


## Persons vaccinated for COVID-19 for the past 2 weeks

### Number of persons who received their first dose of a two-dose series of the COVID-19 vaccine



### Number of persons who completed the COVID-19 vaccine series





# COVID-19: Hillsborough County vaccine summary

Vaccination data through Mar 4, 2021 as of Mar 5, 2021 at 12:05 AM

Data in this report are provisional and subject to change.

Data in this summary pertain to COVID-19 vaccines approved by the U.S. Food and Drug Administration and have been issued an Emergency Use Authorization (Janssen COVID-19 Vaccine, Moderna COVID-19 Vaccine and Pfizer-BioNTech COVID-19 Vaccine). These data summarize the number of people who have received either their first dose or have completed the series for a COVID-19 vaccine. **A person can only be counted in one category, first dose or series complete.** For persons receiving Moderna or Pfizer vaccines, once they receive their second dose, they are moved from the first dose column to the series completed column. **Because of this, the total first dose category may show a change from report to report not matching the total receiving their first dose from the previous day.** Persons receiving Johnson & Johnson vaccines will always be counted in the series completed column.

## COVID-19 doses for vaccinated persons in Florida

**Doses administered** 246,558

People receiving one dose of a 1-dose series (Johnson & Johnson) or receiving only one dose of a 2-dose series (Moderna, Pfizer) count once. Persons receiving both doses of a 2-dose series count twice.

## Current status of persons vaccinated for COVID-19 in Florida

**Total people vaccinated** 160,862

First dose 75,081

Series completed 85,781

Completed 1-dose series 85

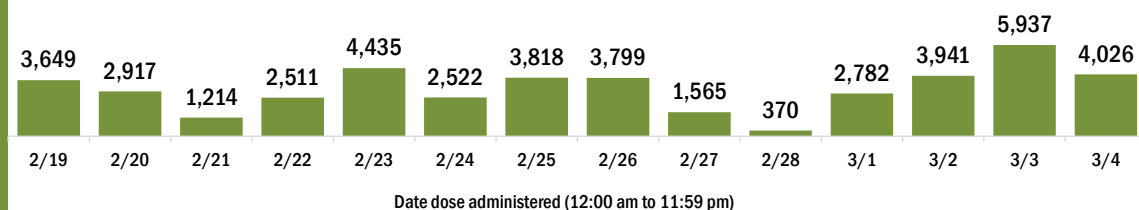
Completed 2-dose series 85,696

**First dose:** current number of people who have only received their first dose of the Moderna or Pfizer vaccine.

**Series complete:** current number of people who have received both Moderna or Pfizer vaccine doses or one Johnson & Johnson dose and are considered fully immunized.

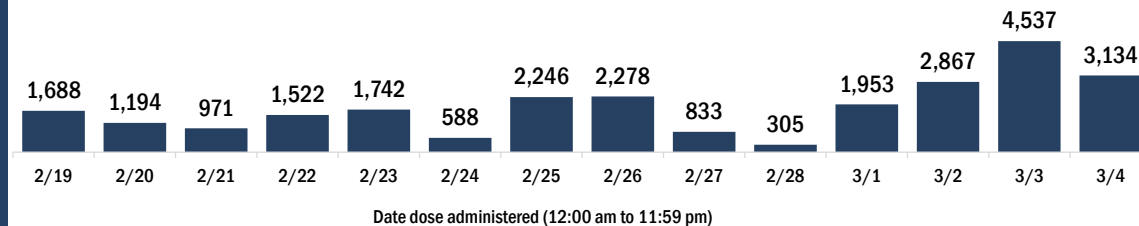
Demographic summary	First dose	Series complete	Total people vaccinated
<b>Age group</b>	<b>75,081</b>	<b>85,781</b>	<b>160,862</b>
16-24 years	1,348	1,713	3,061
25-34 years	3,096	7,245	10,341
35-44 years	4,219	8,066	12,285
45-54 years	5,360	8,107	13,467
55-64 years	8,171	9,064	17,235
65-74 years	31,376	28,614	59,990
75-84 years	16,317	16,144	32,461
85+ years	5,194	6,828	12,022
<b>Race</b>	<b>75,081</b>	<b>85,781</b>	<b>160,862</b>
White	50,006	56,300	106,306
Black	5,717	5,677	11,394
American Indian/Alaskan	371	395	766
Other	8,640	15,414	24,054
Unknown	10,347	7,995	18,342
<b>Other race</b> includes Asian, native Hawaiian/Pacific Islander, or other.			
<b>Ethnicity</b>	<b>75,081</b>	<b>85,781</b>	<b>160,862</b>
Hispanic	8,487	8,865	17,352
Non-Hispanic	41,461	54,646	96,107
Unknown	25,133	22,270	47,403
<b>Gender</b>	<b>75,081</b>	<b>85,781</b>	<b>160,862</b>
Female	43,722	51,987	95,709
Male	31,110	33,738	64,848
Unknown	249	56	305

## COVID-19 doses administered for the past 2 weeks

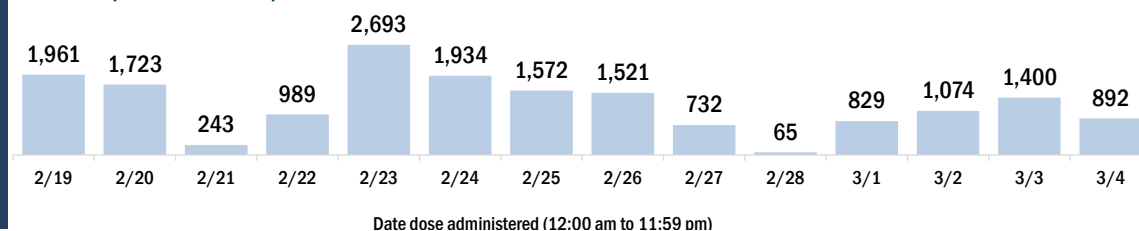


## Persons vaccinated for COVID-19 for the past 2 weeks

### Number of persons who received their first dose of a two-dose series of the COVID-19 vaccine



### Number of persons who completed the COVID-19 vaccine series



# COVID-19: Holmes County vaccine summary

Vaccination data through Mar 4, 2021 as of Mar 5, 2021 at 12:05 AM

Data in this report are provisional and subject to change.

Data in this summary pertain to COVID-19 vaccines approved by the U.S. Food and Drug Administration and have been issued an Emergency Use Authorization (Janssen COVID-19 Vaccine, Moderna COVID-19 Vaccine and Pfizer-BioNTech COVID-19 Vaccine). These data summarize the number of people who have received either their first dose or have completed the series for a COVID-19 vaccine. **A person can only be counted in one category, first dose or series complete.** For persons receiving Moderna or Pfizer vaccines, once they receive their second dose, they are moved from the first dose column to the series completed column. **Because of this, the total first dose category may show a change from report to report not matching the total receiving their first dose from the previous day.** Persons receiving Johnson & Johnson vaccines will always be counted in the series completed column.

## COVID-19 doses for vaccinated persons in Florida

**Doses administered** 3,844

People receiving one dose of a 1-dose series (Johnson & Johnson) or receiving only one dose of a 2-dose series (Moderna, Pfizer) count once. Persons receiving both doses of a 2-dose series count twice.

## Current status of persons vaccinated for COVID-19 in Florida

**Total people vaccinated** 2,347

First dose 850

Series completed 1,497

Completed 1-dose series 0

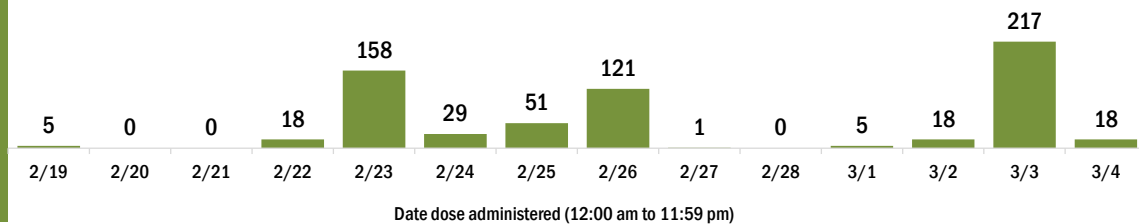
Completed 2-dose series 1,497

**First dose:** current number of people who have only received their first dose of the Moderna or Pfizer vaccine.

**Series complete:** current number of people who have received both Moderna or Pfizer vaccine doses or one Johnson & Johnson dose and are considered fully immunized.

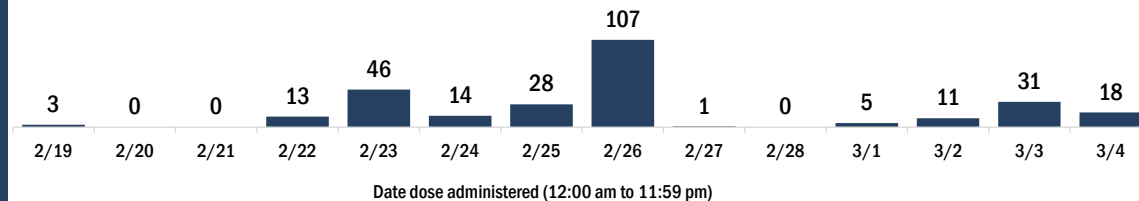
Demographic summary	First dose	Series complete	Total people vaccinated
<b>Age group</b>	850	1,497	2,347
16-24 years	7	7	14
25-34 years	18	28	46
35-44 years	39	48	87
45-54 years	69	78	147
55-64 years	119	125	244
65-74 years	334	639	973
75-84 years	219	434	653
85+ years	45	138	183
<b>Race</b>	850	1,497	2,347
White	731	1,240	1,971
Black	28	51	79
American Indian/Alaskan	10	13	23
Other	38	147	185
Unknown	43	46	89
<b>Other race</b> includes Asian, native Hawaiian/Pacific Islander, or other.			
<b>Ethnicity</b>	850	1,497	2,347
Hispanic	5	8	13
Non-Hispanic	638	1,273	1,911
Unknown	207	216	423
<b>Gender</b>	850	1,497	2,347
Female	443	824	1,267
Male	406	673	1,079
Unknown	1	0	1

## COVID-19 doses administered for the past 2 weeks

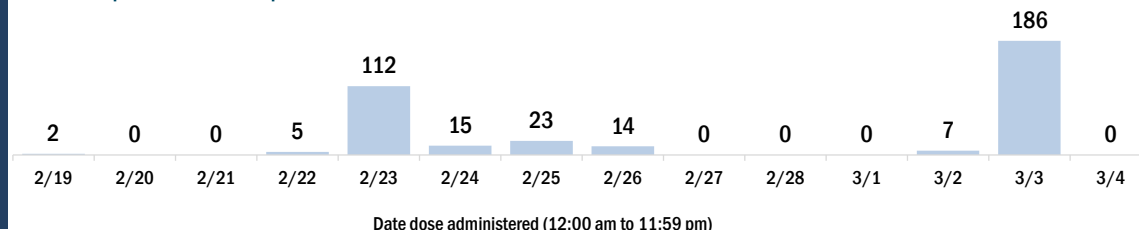


## Persons vaccinated for COVID-19 for the past 2 weeks

Number of persons who received their first dose of a two-dose series of the COVID-19 vaccine



Number of persons who completed the COVID-19 vaccine series



# COVID-19: Indian River County vaccine summary

Vaccination data through Mar 4, 2021 as of Mar 5, 2021 at 12:05 AM

Data in this report are provisional and subject to change.

Data in this summary pertain to COVID-19 vaccines approved by the U.S. Food and Drug Administration and have been issued an Emergency Use Authorization (Janssen COVID-19 Vaccine, Moderna COVID-19 Vaccine and Pfizer-BioNTech COVID-19 Vaccine). These data summarize the number of people who have received either their first dose or have completed the series for a COVID-19 vaccine. **A person can only be counted in one category, first dose or series complete.** For persons receiving Moderna or Pfizer vaccines, once they receive their second dose, they are moved from the first dose column to the series completed column. **Because of this, the total first dose category may show a change from report to report not matching the total receiving their first dose from the previous day.** Persons receiving Johnson & Johnson vaccines will always be counted in the series completed column.

## COVID-19 doses for vaccinated persons in Florida

**Doses administered** 62,750

People receiving one dose of a 1-dose series (Johnson & Johnson) or receiving only one dose of a 2-dose series (Moderna, Pfizer) count once. Persons receiving both doses of a 2-dose series count twice.

## Current status of persons vaccinated for COVID-19 in Florida

**Total people vaccinated** 42,221

First dose 21,691

Series completed 20,530

Completed 1-dose series 1

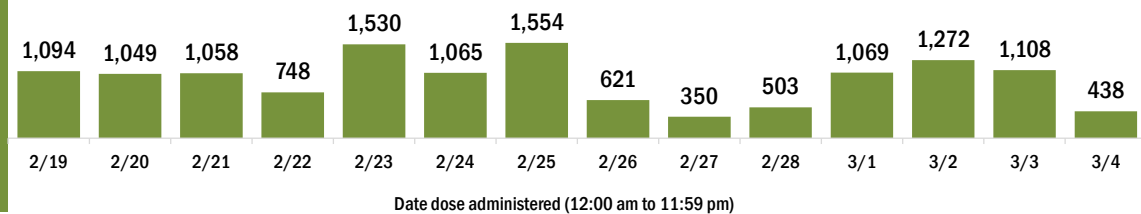
Completed 2-dose series 20,529

**First dose:** current number of people who have only received their first dose of the Moderna or Pfizer vaccine.

**Series complete:** current number of people who have received both Moderna or Pfizer vaccine doses or one Johnson & Johnson dose and are considered fully immunized.

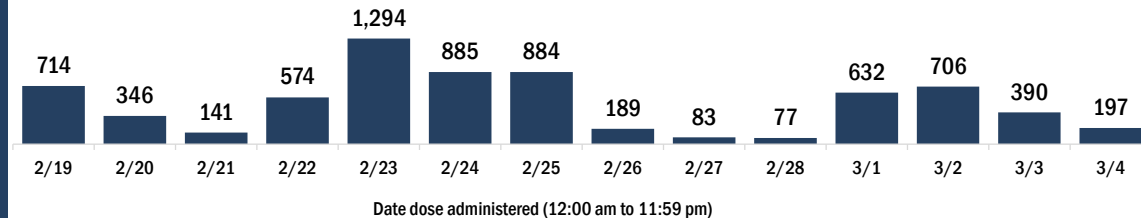
Demographic summary	First dose	Series complete	Total people vaccinated
<b>Age group</b>	<b>21,691</b>	<b>20,530</b>	<b>42,221</b>
16-24 years	87	136	223
25-34 years	177	376	553
35-44 years	256	503	759
45-54 years	334	756	1,090
55-64 years	964	1,303	2,267
65-74 years	10,349	9,298	19,647
75-84 years	6,991	5,949	12,940
85+ years	2,533	2,209	4,742
<b>Race</b>	<b>21,691</b>	<b>20,530</b>	<b>42,221</b>
White	15,999	15,272	31,271
Black	494	485	979
American Indian/Alaskan	131	107	238
Other	1,005	2,009	3,014
Unknown	4,062	2,657	6,719
<b>Other race</b> includes Asian, native Hawaiian/Pacific Islander, or other.			
<b>Ethnicity</b>	<b>21,691</b>	<b>20,530</b>	<b>42,221</b>
Hispanic	386	387	773
Non-Hispanic	12,211	13,512	25,723
Unknown	9,094	6,631	15,725
<b>Gender</b>	<b>21,691</b>	<b>20,530</b>	<b>42,221</b>
Female	11,994	11,665	23,659
Male	9,665	8,857	18,522
Unknown	32	8	40

## COVID-19 doses administered for the past 2 weeks

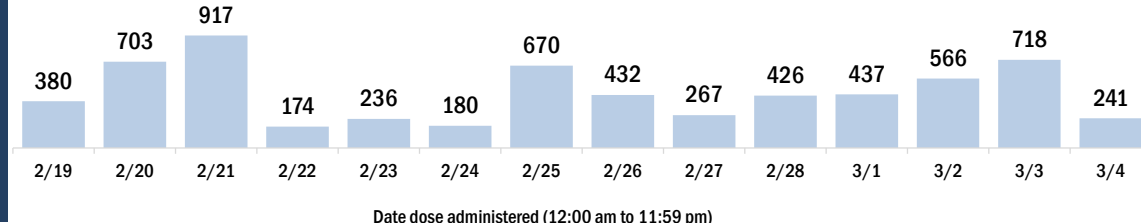


## Persons vaccinated for COVID-19 for the past 2 weeks

### Number of persons who received their first dose of a two-dose series of the COVID-19 vaccine



### Number of persons who completed the COVID-19 vaccine series



# COVID-19: Jackson County vaccine summary

Vaccination data through Mar 4, 2021 as of Mar 5, 2021 at 12:05 AM

Data in this report are provisional and subject to change.

Data in this summary pertain to COVID-19 vaccines approved by the U.S. Food and Drug Administration and have been issued an Emergency Use Authorization (Janssen COVID-19 Vaccine, Moderna COVID-19 Vaccine and Pfizer-BioNTech COVID-19 Vaccine). These data summarize the number of people who have received either their first dose or have completed the series for a COVID-19 vaccine. **A person can only be counted in one category, first dose or series complete.** For persons receiving Moderna or Pfizer vaccines, once they receive their second dose, they are moved from the first dose column to the series completed column. **Because of this, the total first dose category may show a change from report to report not matching the total receiving their first dose from the previous day.** Persons receiving Johnson & Johnson vaccines will always be counted in the series completed column.

## COVID-19 doses for vaccinated persons in Florida

**Doses administered** 11,904

People receiving one dose of a 1-dose series (Johnson & Johnson) or receiving only one dose of a 2-dose series (Moderna, Pfizer) count once. Persons receiving both doses of a 2-dose series count twice.

## Current status of persons vaccinated for COVID-19 in Florida

**Total people vaccinated** 7,402

First dose 2,900

Series completed 4,502

Completed 1-dose series 0

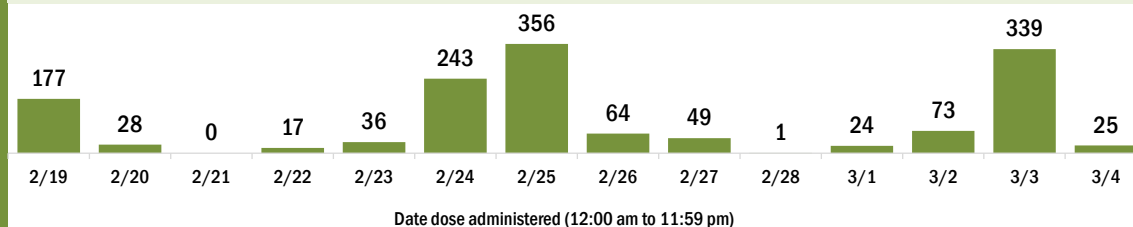
Completed 2-dose series 4,502

**First dose:** current number of people who have only received their first dose of the Moderna or Pfizer vaccine.

**Series complete:** current number of people who have received both Moderna or Pfizer vaccine doses or one Johnson & Johnson dose and are considered fully immunized.

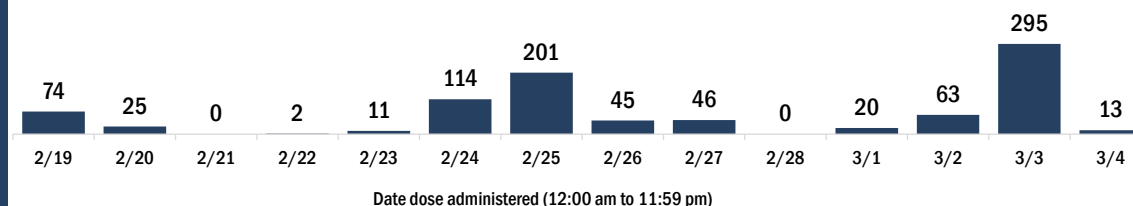
Demographic summary	First dose	Series complete	Total people vaccinated
<b>Age group</b>	2,900	4,502	7,402
16-24 years	46	35	81
25-34 years	77	106	183
35-44 years	128	175	303
45-54 years	280	274	554
55-64 years	558	414	972
65-74 years	970	1,866	2,836
75-84 years	609	1,229	1,838
85+ years	232	403	635
<b>Race</b>	2,900	4,502	7,402
White	1,885	3,172	5,057
Black	592	679	1,271
American Indian/Alaskan	32	22	54
Other	100	230	330
Unknown	291	399	690
<b>Other race</b> includes Asian, native Hawaiian/Pacific Islander, or other.			
<b>Ethnicity</b>	2,900	4,502	7,402
Hispanic	36	27	63
Non-Hispanic	1,783	2,703	4,486
Unknown	1,081	1,772	2,853
<b>Gender</b>	2,900	4,502	7,402
Female	1,677	2,565	4,242
Male	1,222	1,937	3,159
Unknown	1	0	1

## COVID-19 doses administered for the past 2 weeks

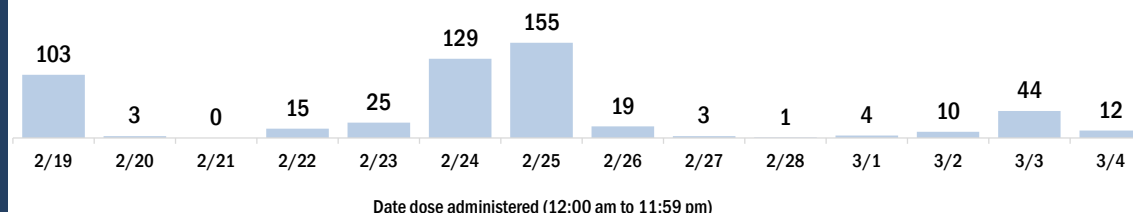


## Persons vaccinated for COVID-19 for the past 2 weeks

Number of persons who received their first dose of a two-dose series of the COVID-19 vaccine



Number of persons who completed the COVID-19 vaccine series



# COVID-19: Jefferson County vaccine summary

Vaccination data through Mar 4, 2021 as of Mar 5, 2021 at 12:05 AM

Data in this report are provisional and subject to change.

Data in this summary pertain to COVID-19 vaccines approved by the U.S. Food and Drug Administration and have been issued an Emergency Use Authorization (Janssen COVID-19 Vaccine, Moderna COVID-19 Vaccine and Pfizer-BioNTech COVID-19 Vaccine). These data summarize the number of people who have received either their first dose or have completed the series for a COVID-19 vaccine. **A person can only be counted in one category, first dose or series complete.** For persons receiving Moderna or Pfizer vaccines, once they receive their second dose, they are moved from the first dose column to the series completed column. **Because of this, the total first dose category may show a change from report to report not matching the total receiving their first dose from the previous day.** Persons receiving Johnson & Johnson vaccines will always be counted in the series completed column.

## COVID-19 doses for vaccinated persons in Florida

**Doses administered** 4,579

People receiving one dose of a 1-dose series (Johnson & Johnson) or receiving only one dose of a 2-dose series (Moderna, Pfizer) count once. Persons receiving both doses of a 2-dose series count twice.

## Current status of persons vaccinated for COVID-19 in Florida

**Total people vaccinated** 2,660

First dose 741

Series completed 1,919

Completed 1-dose series 0

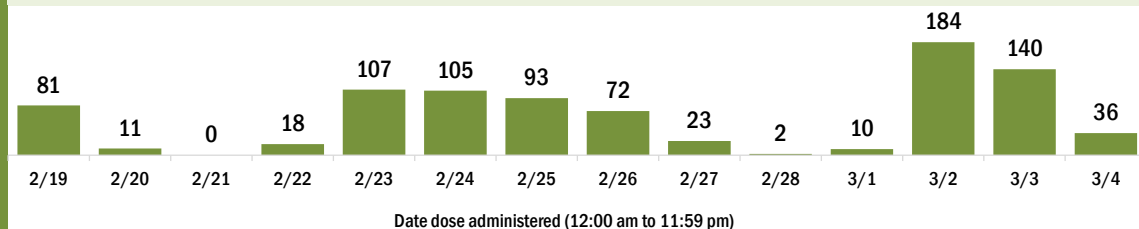
Completed 2-dose series 1,919

**First dose:** current number of people who have only received their first dose of the Moderna or Pfizer vaccine.

**Series complete:** current number of people who have received both Moderna or Pfizer vaccine doses or one Johnson & Johnson dose and are considered fully immunized.

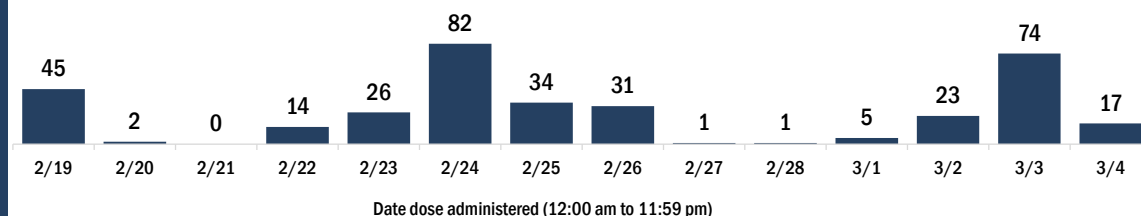
Demographic summary	First dose	Series complete	Total people vaccinated
<b>Age group</b>	<b>741</b>	<b>1,919</b>	<b>2,660</b>
16-24 years	7	6	13
25-34 years	21	32	53
35-44 years	39	43	82
45-54 years	94	73	167
55-64 years	160	144	304
65-74 years	273	968	1,241
75-84 years	114	510	624
85+ years	33	143	176
<b>Race</b>	<b>741</b>	<b>1,919</b>	<b>2,660</b>
White	334	1,067	1,401
Black	209	290	499
American Indian/Alaskan	3	3	6
Other	105	352	457
Unknown	90	207	297
<b>Other race</b> includes Asian, native Hawaiian/Pacific Islander, or other.			
<b>Ethnicity</b>	<b>741</b>	<b>1,919</b>	<b>2,660</b>
Hispanic	12	12	24
Non-Hispanic	379	892	1,271
Unknown	350	1,015	1,365
<b>Gender</b>	<b>741</b>	<b>1,919</b>	<b>2,660</b>
Female	450	1,108	1,558
Male	291	811	1,102
Unknown	0	0	0

## COVID-19 doses administered for the past 2 weeks

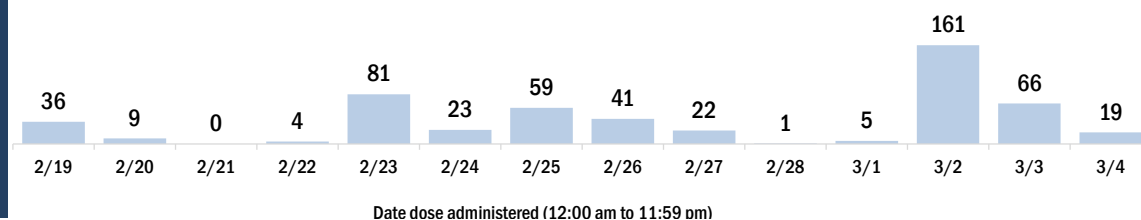


## Persons vaccinated for COVID-19 for the past 2 weeks

### Number of persons who received their first dose of a two-dose series of the COVID-19 vaccine



### Number of persons who completed the COVID-19 vaccine series



# COVID-19: Lafayette County vaccine summary

Vaccination data through Mar 4, 2021 as of Mar 5, 2021 at 12:05 AM

Data in this report are provisional and subject to change.

Data in this summary pertain to COVID-19 vaccines approved by the U.S. Food and Drug Administration and have been issued an Emergency Use Authorization (Janssen COVID-19 Vaccine, Moderna COVID-19 Vaccine and Pfizer-BioNTech COVID-19 Vaccine). These data summarize the number of people who have received either their first dose or have completed the series for a COVID-19 vaccine. **A person can only be counted in one category, first dose or series complete.** For persons receiving Moderna or Pfizer vaccines, once they receive their second dose, they are moved from the first dose column to the series completed column. **Because of this, the total first dose category may show a change from report to report not matching the total receiving their first dose from the previous day.** Persons receiving Johnson & Johnson vaccines will always be counted in the series completed column.

## COVID-19 doses for vaccinated persons in Florida

**Doses administered** 2,107

People receiving one dose of a 1-dose series (Johnson & Johnson) or receiving only one dose of a 2-dose series (Moderna, Pfizer) count once. Persons receiving both doses of a 2-dose series count twice.

## Current status of persons vaccinated for COVID-19 in Florida

**Total people vaccinated** 1,358

First dose 609

Series completed 749

Completed 1-dose series 0

Completed 2-dose series 749

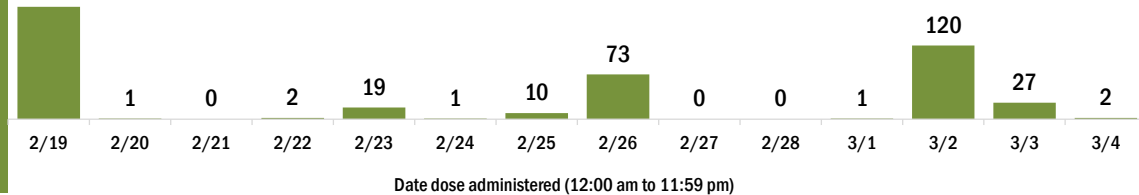
**First dose:** current number of people who have only received their first dose of the Moderna or Pfizer vaccine.

**Series complete:** current number of people who have received both Moderna or Pfizer vaccine doses or one Johnson & Johnson dose and are considered fully immunized.

Demographic summary	First dose	Series complete	Total people vaccinated
<b>Age group</b>	<b>609</b>	<b>749</b>	<b>1,358</b>
16-24 years	2	2	4
25-34 years	2	6	8
35-44 years	12	13	25
45-54 years	26	24	50
55-64 years	47	42	89
65-74 years	316	354	670
75-84 years	158	228	386
85+ years	46	80	126
<b>Race</b>	<b>609</b>	<b>749</b>	<b>1,358</b>
White	515	620	1,135
Black	17	17	34
American Indian/Alaskan	4	1	5
Other	18	56	74
Unknown	55	55	110
<b>Other race</b> includes Asian, native Hawaiian/Pacific Islander, or other.			
<b>Ethnicity</b>	<b>609</b>	<b>749</b>	<b>1,358</b>
Hispanic	15	5	20
Non-Hispanic	474	596	1,070
Unknown	120	148	268
<b>Gender</b>	<b>609</b>	<b>749</b>	<b>1,358</b>
Female	315	400	715
Male	293	349	642
Unknown	1	0	1

## COVID-19 doses administered for the past 2 weeks

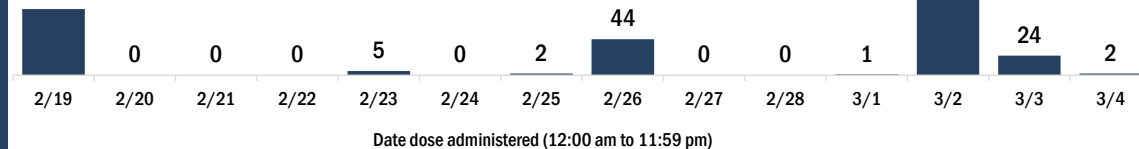
183



## Persons vaccinated for COVID-19 for the past 2 weeks

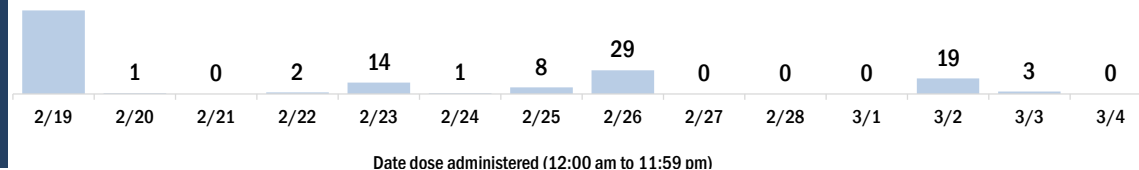
Number of persons who received their first dose of a two-dose series of the COVID-19 vaccine

81



Number of persons who completed the COVID-19 vaccine series

102



# COVID-19: Lake County vaccine summary

Vaccination data through Mar 4, 2021 as of Mar 5, 2021 at 12:05 AM

Data in this report are provisional and subject to change.

Data in this summary pertain to COVID-19 vaccines approved by the U.S. Food and Drug Administration and have been issued an Emergency Use Authorization (Janssen COVID-19 Vaccine, Moderna COVID-19 Vaccine and Pfizer-BioNTech COVID-19 Vaccine). These data summarize the number of people who have received either their first dose or have completed the series for a COVID-19 vaccine. **A person can only be counted in one category, first dose or series complete.** For persons receiving Moderna or Pfizer vaccines, once they receive their second dose, they are moved from the first dose column to the series completed column. **Because of this, the total first dose category may show a change from report to report not matching the total receiving their first dose from the previous day.** Persons receiving Johnson & Johnson vaccines will always be counted in the series completed column.

## COVID-19 doses for vaccinated persons in Florida

**Doses administered** 115,833

People receiving one dose of a 1-dose series (Johnson & Johnson) or receiving only one dose of a 2-dose series (Moderna, Pfizer) count once. Persons receiving both doses of a 2-dose series count twice.

## Current status of persons vaccinated for COVID-19 in Florida

**Total people vaccinated** 71,458

First dose 27,080

Series completed 44,378

Completed 1-dose series 3

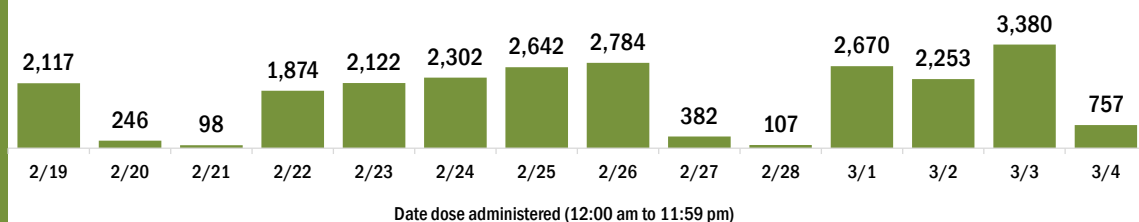
Completed 2-dose series 44,375

**First dose:** current number of people who have only received their first dose of the Moderna or Pfizer vaccine.

**Series complete:** current number of people who have received both Moderna or Pfizer vaccine doses or one Johnson & Johnson dose and are considered fully immunized.

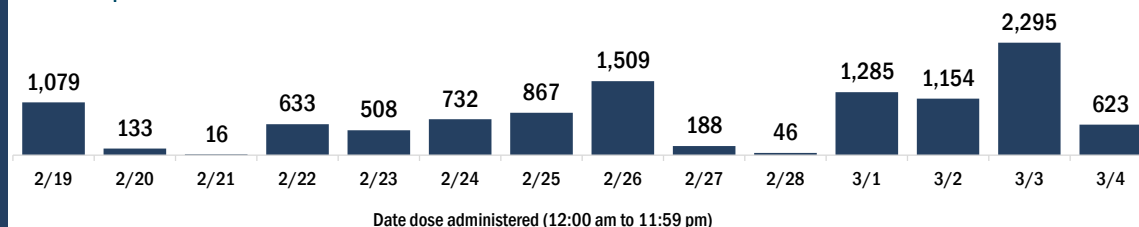
Demographic summary	First dose	Series complete	Total people vaccinated
<b>Age group</b>	<b>27,080</b>	<b>44,378</b>	<b>71,458</b>
16-24 years	201	277	478
25-34 years	565	911	1,476
35-44 years	708	1,396	2,104
45-54 years	1,171	1,799	2,970
55-64 years	2,126	2,544	4,670
65-74 years	11,199	19,935	31,134
75-84 years	8,412	13,600	22,012
85+ years	2,698	3,916	6,614
<b>Race</b>	<b>27,080</b>	<b>44,378</b>	<b>71,458</b>
White	19,310	34,696	54,006
Black	1,293	1,627	2,920
American Indian/Alaskan	178	280	458
Other	1,872	4,683	6,555
Unknown	4,427	3,092	7,519
<b>Other race</b> includes Asian, native Hawaiian/Pacific Islander, or other.			
<b>Ethnicity</b>	<b>27,080</b>	<b>44,378</b>	<b>71,458</b>
Hispanic	978	1,723	2,701
Non-Hispanic	11,860	24,096	35,956
Unknown	14,242	18,559	32,801
<b>Gender</b>	<b>27,080</b>	<b>44,378</b>	<b>71,458</b>
Female	15,608	25,107	40,715
Male	11,336	19,248	30,584
Unknown	136	23	159

## COVID-19 doses administered for the past 2 weeks

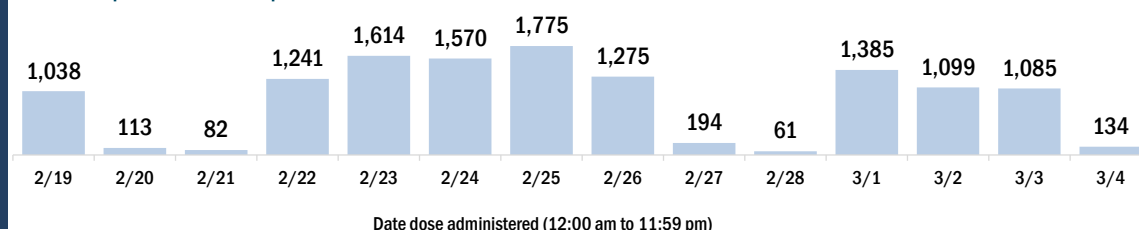


## Persons vaccinated for COVID-19 for the past 2 weeks

### Number of persons who received their first dose of a two-dose series of the COVID-19 vaccine



### Number of persons who completed the COVID-19 vaccine series





# COVID-19: Lee County vaccine summary

Vaccination data through Mar 4, 2021 as of Mar 5, 2021 at 12:05 AM

Data in this report are provisional and subject to change.

Data in this summary pertain to COVID-19 vaccines approved by the U.S. Food and Drug Administration and have been issued an Emergency Use Authorization (Janssen COVID-19 Vaccine, Moderna COVID-19 Vaccine and Pfizer-BioNTech COVID-19 Vaccine). These data summarize the number of people who have received either their first dose or have completed the series for a COVID-19 vaccine. **A person can only be counted in one category, first dose or series complete.** For persons receiving Moderna or Pfizer vaccines, once they receive their second dose, they are moved from the first dose column to the series completed column. **Because of this, the total first dose category may show a change from report to report not matching the total receiving their first dose from the previous day.** Persons receiving Johnson & Johnson vaccines will always be counted in the series completed column.

## COVID-19 doses for vaccinated persons in Florida

**Doses administered** 199,630

People receiving one dose of a 1-dose series (Johnson & Johnson) or receiving only one dose of a 2-dose series (Moderna, Pfizer) count once. Persons receiving both doses of a 2-dose series count twice.

## Current status of persons vaccinated for COVID-19 in Florida

**Total people vaccinated** 131,436

First dose 63,239

Series completed 68,197

Completed 1-dose series 3

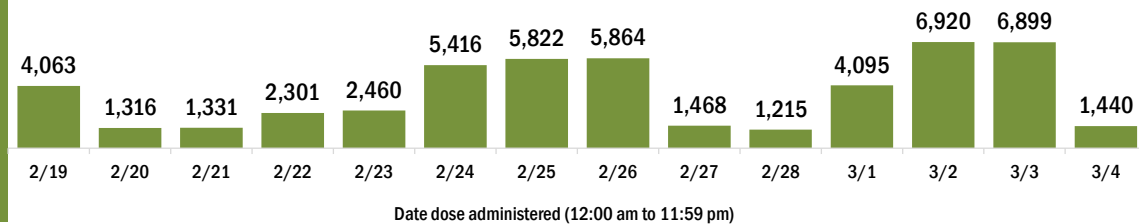
Completed 2-dose series 68,194

**First dose:** current number of people who have only received their first dose of the Moderna or Pfizer vaccine.

**Series complete:** current number of people who have received both Moderna or Pfizer vaccine doses or one Johnson & Johnson dose and are considered fully immunized.

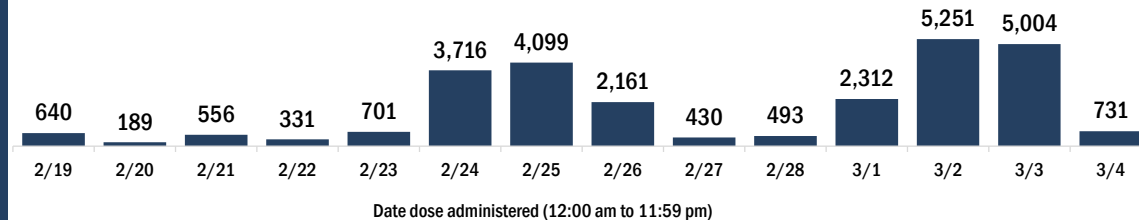
Demographic summary	First dose	Series complete	Total people vaccinated
<b>Age group</b>	<b>63,239</b>	<b>68,197</b>	<b>131,436</b>
16-24 years	284	491	775
25-34 years	803	1,856	2,659
35-44 years	1,175	2,476	3,651
45-54 years	1,819	3,141	4,960
55-64 years	4,167	5,042	9,209
65-74 years	30,388	31,606	61,994
75-84 years	19,685	17,915	37,600
85+ years	4,918	5,670	10,588
<b>Race</b>	<b>63,239</b>	<b>68,197</b>	<b>131,436</b>
White	41,045	48,374	89,419
Black	1,477	1,082	2,559
American Indian/Alaskan	218	153	371
Other	3,379	5,484	8,863
Unknown	17,120	13,104	30,224
<b>Other race</b> includes Asian, native Hawaiian/Pacific Islander, or other.			
<b>Ethnicity</b>	<b>63,239</b>	<b>68,197</b>	<b>131,436</b>
Hispanic	2,133	2,490	4,623
Non-Hispanic	28,703	40,771	69,474
Unknown	32,403	24,936	57,339
<b>Gender</b>	<b>63,239</b>	<b>68,197</b>	<b>131,436</b>
Female	34,909	38,276	73,185
Male	28,190	29,676	57,866
Unknown	140	245	385

## COVID-19 doses administered for the past 2 weeks

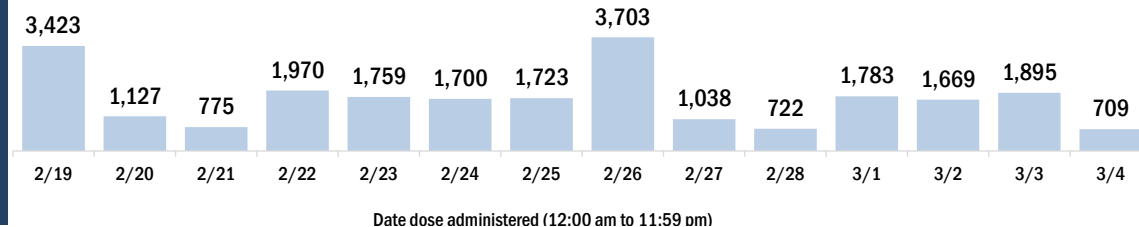


## Persons vaccinated for COVID-19 for the past 2 weeks

### Number of persons who received their first dose of a two-dose series of the COVID-19 vaccine



### Number of persons who completed the COVID-19 vaccine series



# COVID-19: Leon County vaccine summary

Vaccination data through Mar 4, 2021 as of Mar 5, 2021 at 12:05 AM

Data in this report are provisional and subject to change.

Data in this summary pertain to COVID-19 vaccines approved by the U.S. Food and Drug Administration and have been issued an Emergency Use Authorization (Janssen COVID-19 Vaccine, Moderna COVID-19 Vaccine and Pfizer-BioNTech COVID-19 Vaccine). These data summarize the number of people who have received either their first dose or have completed the series for a COVID-19 vaccine. **A person can only be counted in one category, first dose or series complete.** For persons receiving Moderna or Pfizer vaccines, once they receive their second dose, they are moved from the first dose column to the series completed column. **Because of this, the total first dose category may show a change from report to report not matching the total receiving their first dose from the previous day.** Persons receiving Johnson & Johnson vaccines will always be counted in the series completed column.

## COVID-19 doses for vaccinated persons in Florida

**Doses administered** 78,864

People receiving one dose of a 1-dose series (Johnson & Johnson) or receiving only one dose of a 2-dose series (Moderna, Pfizer) count once. Persons receiving both doses of a 2-dose series count twice.

## Current status of persons vaccinated for COVID-19 in Florida

**Total people vaccinated** 47,977

First dose 17,090

Series completed 30,887

Completed 1-dose series 0

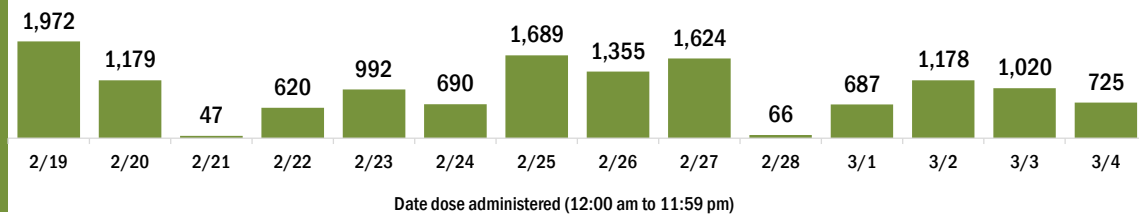
Completed 2-dose series 30,887

**First dose:** current number of people who have only received their first dose of the Moderna or Pfizer vaccine.

**Series complete:** current number of people who have received both Moderna or Pfizer vaccine doses or one Johnson & Johnson dose and are considered fully immunized.

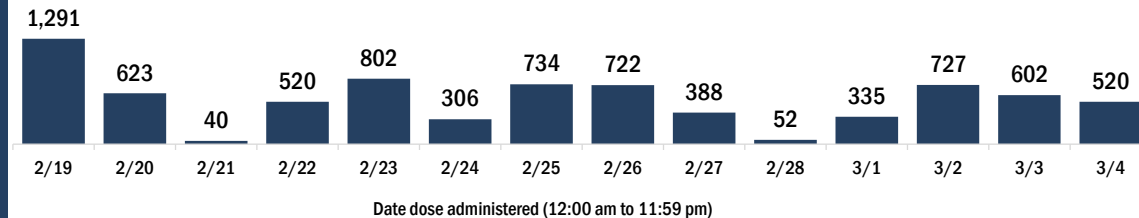
Demographic summary	First dose	Series complete	Total people vaccinated
<b>Age group</b>	<b>17,090</b>	<b>30,887</b>	<b>47,977</b>
16-24 years	591	750	1,341
25-34 years	1,125	1,494	2,619
35-44 years	1,474	1,719	3,193
45-54 years	1,941	1,838	3,779
55-64 years	3,742	2,949	6,691
65-74 years	5,160	13,500	18,660
75-84 years	2,242	6,440	8,682
85+ years	815	2,197	3,012
<b>Race</b>	<b>17,090</b>	<b>30,887</b>	<b>47,977</b>
White	9,064	19,148	28,212
Black	3,151	2,961	6,112
American Indian/Alaskan	45	99	144
Other	2,578	6,417	8,995
Unknown	2,252	2,262	4,514
<b>Other race</b> includes Asian, native Hawaiian/Pacific Islander, or other.			
<b>Ethnicity</b>	<b>17,090</b>	<b>30,887</b>	<b>47,977</b>
Hispanic	610	865	1,475
Non-Hispanic	10,625	21,536	32,161
Unknown	5,855	8,486	14,341
<b>Gender</b>	<b>17,090</b>	<b>30,887</b>	<b>47,977</b>
Female	10,302	18,391	28,693
Male	6,770	12,489	19,259
Unknown	18	7	25

## COVID-19 doses administered for the past 2 weeks

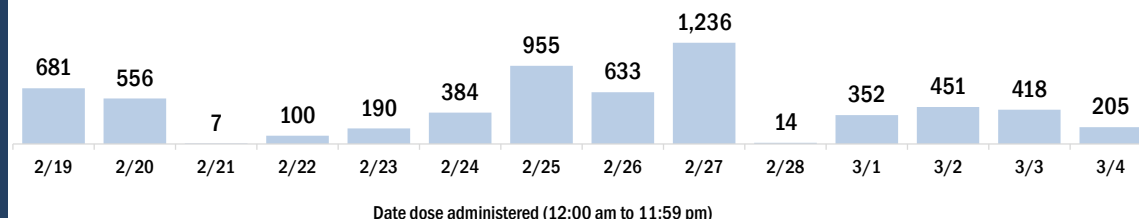


## Persons vaccinated for COVID-19 for the past 2 weeks

### Number of persons who received their first dose of a two-dose series of the COVID-19 vaccine



### Number of persons who completed the COVID-19 vaccine series



# COVID-19: Levy County vaccine summary

Vaccination data through Mar 4, 2021 as of Mar 5, 2021 at 12:05 AM

Data in this report are provisional and subject to change.

Data in this summary pertain to COVID-19 vaccines approved by the U.S. Food and Drug Administration and have been issued an Emergency Use Authorization (Janssen COVID-19 Vaccine, Moderna COVID-19 Vaccine and Pfizer-BioNTech COVID-19 Vaccine). These data summarize the number of people who have received either their first dose or have completed the series for a COVID-19 vaccine. **A person can only be counted in one category, first dose or series complete.** For persons receiving Moderna or Pfizer vaccines, once they receive their second dose, they are moved from the first dose column to the series completed column. **Because of this, the total first dose category may show a change from report to report not matching the total receiving their first dose from the previous day.** Persons receiving Johnson & Johnson vaccines will always be counted in the series completed column.

## COVID-19 doses for vaccinated persons in Florida

**Doses administered** 8,044

People receiving one dose of a 1-dose series (Johnson & Johnson) or receiving only one dose of a 2-dose series (Moderna, Pfizer) count once. Persons receiving both doses of a 2-dose series count twice.

## Current status of persons vaccinated for COVID-19 in Florida

**Total people vaccinated** 5,100

First dose 2,156

Series completed 2,944

Completed 1-dose series 0

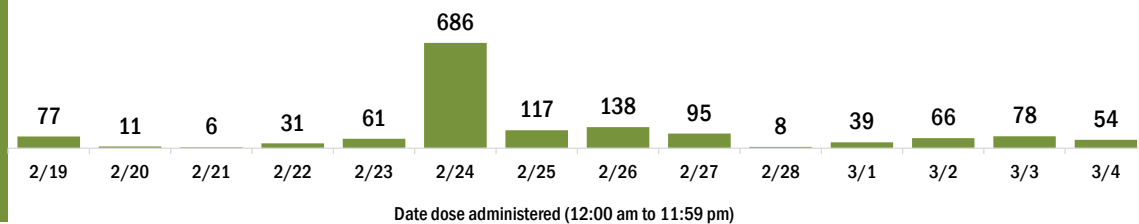
Completed 2-dose series 2,944

**First dose:** current number of people who have only received their first dose of the Moderna or Pfizer vaccine.

**Series complete:** current number of people who have received both Moderna or Pfizer vaccine doses or one Johnson & Johnson dose and are considered fully immunized.

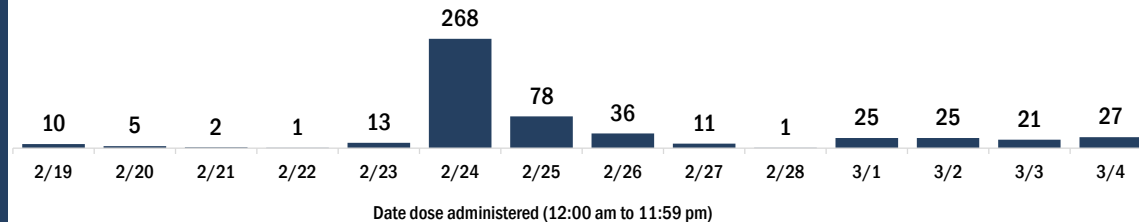
Demographic summary	First dose	Series complete	Total people vaccinated
<b>Age group</b>	2,156	2,944	5,100
16-24 years	15	30	45
25-34 years	16	97	113
35-44 years	33	96	129
45-54 years	59	157	216
55-64 years	164	228	392
65-74 years	1,117	1,409	2,526
75-84 years	600	747	1,347
85+ years	152	180	332
<b>Race</b>	2,156	2,944	5,100
White	1,755	2,291	4,046
Black	135	127	262
American Indian/Alaskan	11	16	27
Other	98	187	285
Unknown	157	323	480
<b>Other race</b> includes Asian, native Hawaiian/Pacific Islander, or other.			
<b>Ethnicity</b>	2,156	2,944	5,100
Hispanic	45	51	96
Non-Hispanic	1,398	2,093	3,491
Unknown	713	800	1,513
<b>Gender</b>	2,156	2,944	5,100
Female	1,180	1,692	2,872
Male	976	1,252	2,228
Unknown	0	0	0

## COVID-19 doses administered for the past 2 weeks

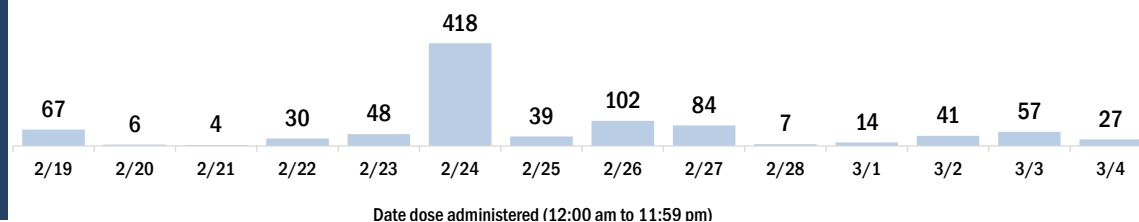


## Persons vaccinated for COVID-19 for the past 2 weeks

### Number of persons who received their first dose of a two-dose series of the COVID-19 vaccine



### Number of persons who completed the COVID-19 vaccine series



# COVID-19: Liberty County vaccine summary

Vaccination data through Mar 4, 2021 as of Mar 5, 2021 at 12:05 AM

Data in this report are provisional and subject to change.

Data in this summary pertain to COVID-19 vaccines approved by the U.S. Food and Drug Administration and have been issued an Emergency Use Authorization (Janssen COVID-19 Vaccine, Moderna COVID-19 Vaccine and Pfizer-BioNTech COVID-19 Vaccine). These data summarize the number of people who have received either their first dose or have completed the series for a COVID-19 vaccine. **A person can only be counted in one category, first dose or series complete.** For persons receiving Moderna or Pfizer vaccines, once they receive their second dose, they are moved from the first dose column to the series completed column. **Because of this, the total first dose category may show a change from report to report not matching the total receiving their first dose from the previous day.** Persons receiving Johnson & Johnson vaccines will always be counted in the series completed column.

## COVID-19 doses for vaccinated persons in Florida

**Doses administered** 1,818

People receiving one dose of a 1-dose series (Johnson & Johnson) or receiving only one dose of a 2-dose series (Moderna, Pfizer) count once. Persons receiving both doses of a 2-dose series count twice.

## Current status of persons vaccinated for COVID-19 in Florida

**Total people vaccinated** 1,057

First dose 296

Series completed 761

Completed 1-dose series 0

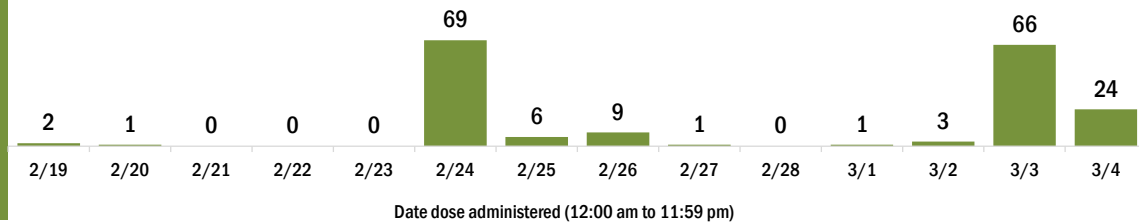
Completed 2-dose series 761

**First dose:** current number of people who have only received their first dose of the Moderna or Pfizer vaccine.

**Series complete:** current number of people who have received both Moderna or Pfizer vaccine doses or one Johnson & Johnson dose and are considered fully immunized.

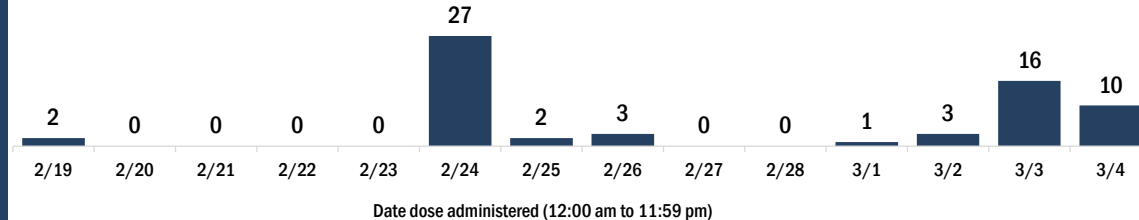
Demographic summary	First dose	Series complete	Total people vaccinated
<b>Age group</b>	296	761	1,057
16-24 years	8	7	15
25-34 years	16	12	28
35-44 years	23	34	57
45-54 years	32	27	59
55-64 years	89	124	213
65-74 years	85	319	404
75-84 years	38	185	223
85+ years	5	53	58
<b>Race</b>	296	761	1,057
White	211	549	760
Black	34	47	81
American Indian/Alaskan	0	6	6
Other	18	85	103
Unknown	33	74	107
<b>Other race</b> includes Asian, native Hawaiian/Pacific Islander, or other.			
<b>Ethnicity</b>	296	761	1,057
Hispanic	1	8	9
Non-Hispanic	157	385	542
Unknown	138	368	506
<b>Gender</b>	296	761	1,057
Female	164	410	574
Male	132	351	483
Unknown	0	0	0

## COVID-19 doses administered for the past 2 weeks

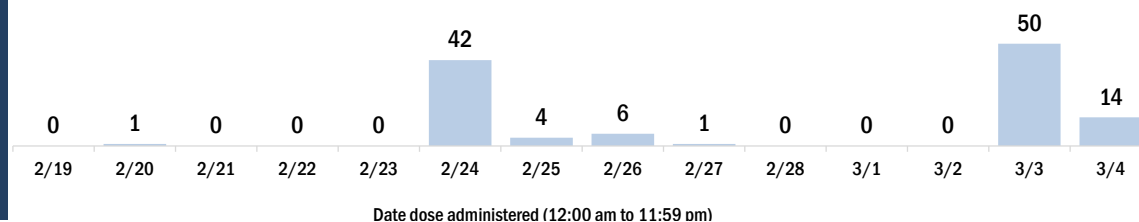


## Persons vaccinated for COVID-19 for the past 2 weeks

Number of persons who received their first dose of a two-dose series of the COVID-19 vaccine



Number of persons who completed the COVID-19 vaccine series



# COVID-19: Madison County vaccine summary

Vaccination data through Mar 4, 2021 as of Mar 5, 2021 at 12:05 AM

Data in this report are provisional and subject to change.

Data in this summary pertain to COVID-19 vaccines approved by the U.S. Food and Drug Administration and have been issued an Emergency Use Authorization (Janssen COVID-19 Vaccine, Moderna COVID-19 Vaccine and Pfizer-BioNTech COVID-19 Vaccine). These data summarize the number of people who have received either their first dose or have completed the series for a COVID-19 vaccine. **A person can only be counted in one category, first dose or series complete.** For persons receiving Moderna or Pfizer vaccines, once they receive their second dose, they are moved from the first dose column to the series completed column. **Because of this, the total first dose category may show a change from report to report not matching the total receiving their first dose from the previous day.** Persons receiving Johnson & Johnson vaccines will always be counted in the series completed column.

## COVID-19 doses for vaccinated persons in Florida

**Doses administered** 5,110

People receiving one dose of a 1-dose series (Johnson & Johnson) or receiving only one dose of a 2-dose series (Moderna, Pfizer) count once. Persons receiving both doses of a 2-dose series count twice.

## Current status of persons vaccinated for COVID-19 in Florida

**Total people vaccinated** 3,017

First dose 924

Series completed 2,093

Completed 1-dose series 0

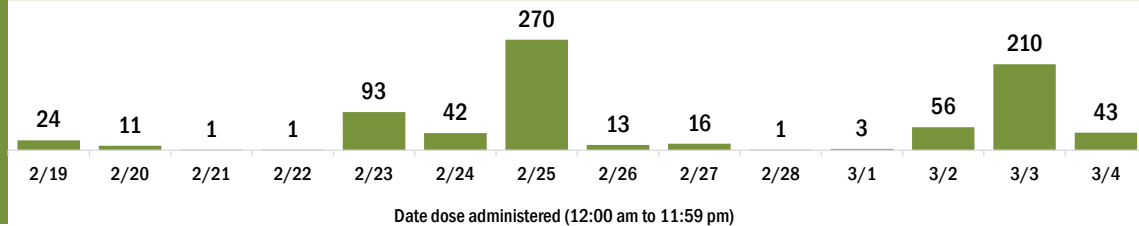
Completed 2-dose series 2,093

**First dose:** current number of people who have only received their first dose of the Moderna or Pfizer vaccine.

**Series complete:** current number of people who have received both Moderna or Pfizer vaccine doses or one Johnson & Johnson dose and are considered fully immunized.

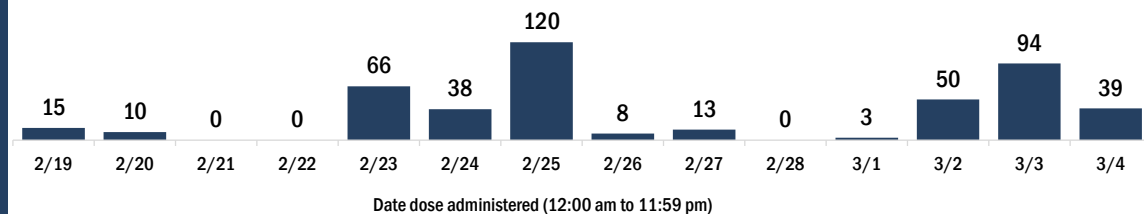
Demographic summary	First dose	Series complete	Total people vaccinated
<b>Age group</b>	924	2,093	3,017
16-24 years	11	9	20
25-34 years	30	34	64
35-44 years	60	48	108
45-54 years	116	65	181
55-64 years	276	144	420
65-74 years	263	1,014	1,277
75-84 years	121	614	735
85+ years	47	165	212
<b>Race</b>	924	2,093	3,017
White	412	1,127	1,539
Black	271	431	702
American Indian/Alaskan	2	5	7
Other	62	214	276
Unknown	177	316	493
<b>Other race</b> includes Asian, native Hawaiian/Pacific Islander, or other.			
<b>Ethnicity</b>	924	2,093	3,017
Hispanic	1	17	18
Non-Hispanic	281	673	954
Unknown	642	1,403	2,045
<b>Gender</b>	924	2,093	3,017
Female	559	1,163	1,722
Male	364	930	1,294
Unknown	1	0	1

## COVID-19 doses administered for the past 2 weeks

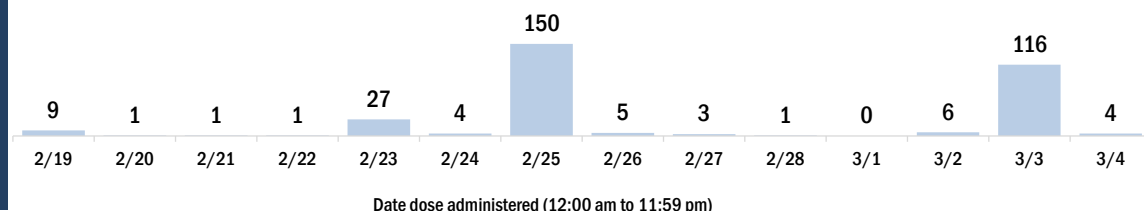


## Persons vaccinated for COVID-19 for the past 2 weeks

### Number of persons who received their first dose of a two-dose series of the COVID-19 vaccine



### Number of persons who completed the COVID-19 vaccine series



# COVID-19: Manatee County vaccine summary

Vaccination data through Mar 4, 2021 as of Mar 5, 2021 at 12:05 AM

Data in this report are provisional and subject to change.

Data in this summary pertain to COVID-19 vaccines approved by the U.S. Food and Drug Administration and have been issued an Emergency Use Authorization (Janssen COVID-19 Vaccine, Moderna COVID-19 Vaccine and Pfizer-BioNTech COVID-19 Vaccine). These data summarize the number of people who have received either their first dose or have completed the series for a COVID-19 vaccine. **A person can only be counted in one category, first dose or series complete.** For persons receiving Moderna or Pfizer vaccines, once they receive their second dose, they are moved from the first dose column to the series completed column. **Because of this, the total first dose category may show a change from report to report not matching the total receiving their first dose from the previous day.** Persons receiving Johnson & Johnson vaccines will always be counted in the series completed column.

## COVID-19 doses for vaccinated persons in Florida

**Doses administered** 94,736

People receiving one dose of a 1-dose series (Johnson & Johnson) or receiving only one dose of a 2-dose series (Moderna, Pfizer) count once. Persons receiving both doses of a 2-dose series count twice.

## Current status of persons vaccinated for COVID-19 in Florida

**Total people vaccinated** 66,919

First dose 39,101

Series completed 27,818

Completed 1-dose series 1

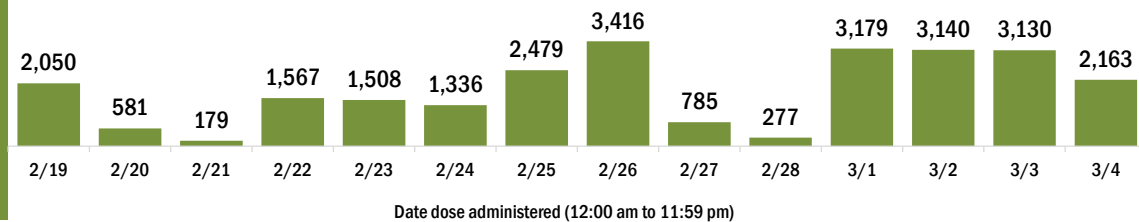
Completed 2-dose series 27,817

**First dose:** current number of people who have only received their first dose of the Moderna or Pfizer vaccine.

**Series complete:** current number of people who have received both Moderna or Pfizer vaccine doses or one Johnson & Johnson dose and are considered fully immunized.

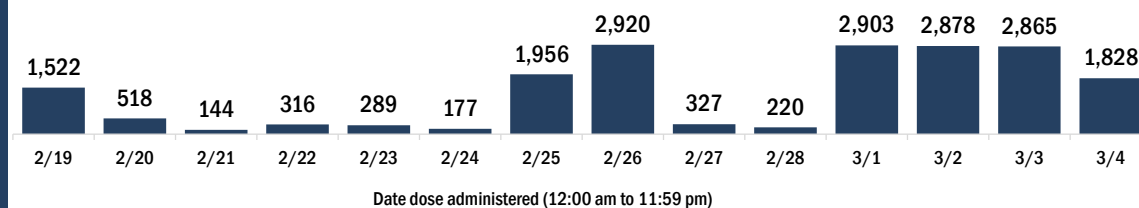
Demographic summary	First dose	Series complete	Total people vaccinated
<b>Age group</b>	<b>39,101</b>	<b>27,818</b>	<b>66,919</b>
16-24 years	201	433	634
25-34 years	512	1,480	1,992
35-44 years	586	1,831	2,417
45-54 years	811	2,233	3,044
55-64 years	1,611	2,835	4,446
65-74 years	20,225	11,008	31,233
75-84 years	11,717	5,759	17,476
85+ years	3,438	2,239	5,677
<b>Race</b>	<b>39,101</b>	<b>27,818</b>	<b>66,919</b>
White	29,716	20,761	50,477
Black	757	591	1,348
American Indian/Alaskan	179	112	291
Other	2,259	3,636	5,895
Unknown	6,190	2,718	8,908
<b>Other race</b> includes Asian, native Hawaiian/Pacific Islander, or other.			
<b>Ethnicity</b>	<b>39,101</b>	<b>27,818</b>	<b>66,919</b>
Hispanic	963	835	1,798
Non-Hispanic	20,391	17,778	38,169
Unknown	17,747	9,205	26,952
<b>Gender</b>	<b>39,101</b>	<b>27,818</b>	<b>66,919</b>
Female	21,645	16,326	37,971
Male	17,389	11,465	28,854
Unknown	67	27	94

## COVID-19 doses administered for the past 2 weeks

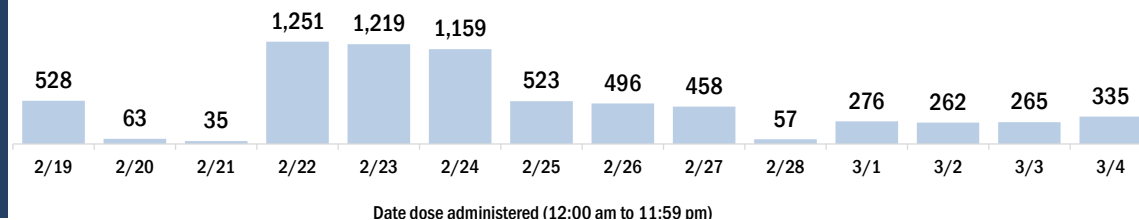


## Persons vaccinated for COVID-19 for the past 2 weeks

### Number of persons who received their first dose of a two-dose series of the COVID-19 vaccine



### Number of persons who completed the COVID-19 vaccine series



# COVID-19: Marion County vaccine summary

Vaccination data through Mar 4, 2021 as of Mar 5, 2021 at 12:05 AM

Data in this report are provisional and subject to change.

Data in this summary pertain to COVID-19 vaccines approved by the U.S. Food and Drug Administration and have been issued an Emergency Use Authorization (Janssen COVID-19 Vaccine, Moderna COVID-19 Vaccine and Pfizer-BioNTech COVID-19 Vaccine). These data summarize the number of people who have received either their first dose or have completed the series for a COVID-19 vaccine. **A person can only be counted in one category, first dose or series complete.** For persons receiving Moderna or Pfizer vaccines, once they receive their second dose, they are moved from the first dose column to the series completed column. **Because of this, the total first dose category may show a change from report to report not matching the total receiving their first dose from the previous day.** Persons receiving Johnson & Johnson vaccines will always be counted in the series completed column.

## COVID-19 doses for vaccinated persons in Florida

**Doses administered** 89,899

People receiving one dose of a 1-dose series (Johnson & Johnson) or receiving only one dose of a 2-dose series (Moderna, Pfizer) count once. Persons receiving both doses of a 2-dose series count twice.

## Current status of persons vaccinated for COVID-19 in Florida

**Total people vaccinated** 57,577

First dose 25,254

Series completed 32,323

Completed 1-dose series 1

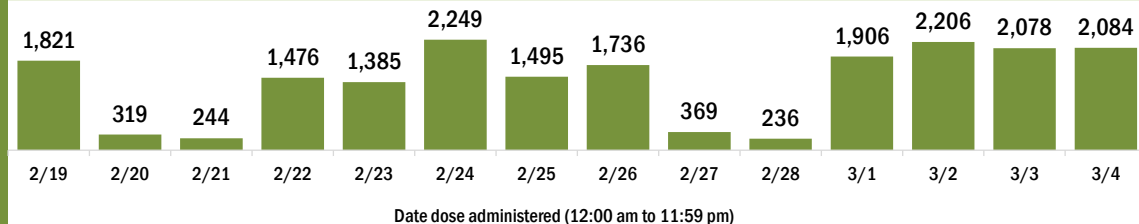
Completed 2-dose series 32,322

**First dose:** current number of people who have only received their first dose of the Moderna or Pfizer vaccine.

**Series complete:** current number of people who have received both Moderna or Pfizer vaccine doses or one Johnson & Johnson dose and are considered fully immunized.

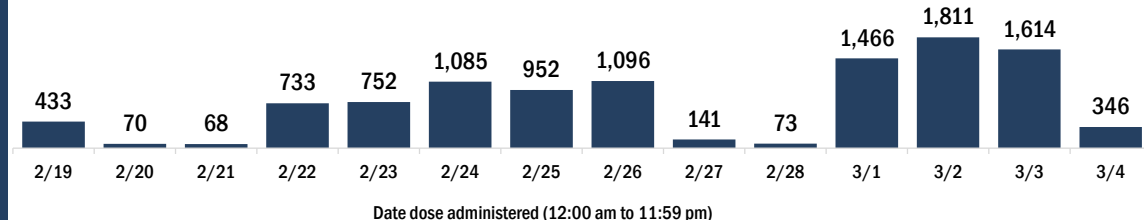
Demographic summary	First dose	Series complete	Total people vaccinated
<b>Age group</b>	25,254	32,323	57,577
16-24 years	197	367	564
25-34 years	421	1,028	1,449
35-44 years	561	1,416	1,977
45-54 years	915	1,891	2,806
55-64 years	1,853	2,485	4,338
65-74 years	10,973	13,702	24,675
75-84 years	7,954	8,934	16,888
85+ years	2,380	2,500	4,880
<b>Race</b>	25,254	32,323	57,577
White	17,372	22,072	39,444
Black	1,225	1,264	2,489
American Indian/Alaskan	76	124	200
Other	1,818	4,226	6,044
Unknown	4,763	4,637	9,400
<b>Other race</b> includes Asian, native Hawaiian/Pacific Islander, or other.			
<b>Ethnicity</b>	25,254	32,323	57,577
Hispanic	970	1,061	2,031
Non-Hispanic	14,239	19,527	33,766
Unknown	10,045	11,735	21,780
<b>Gender</b>	25,254	32,323	57,577
Female	14,432	18,595	33,027
Male	10,790	13,719	24,509
Unknown	32	9	41

## COVID-19 doses administered for the past 2 weeks

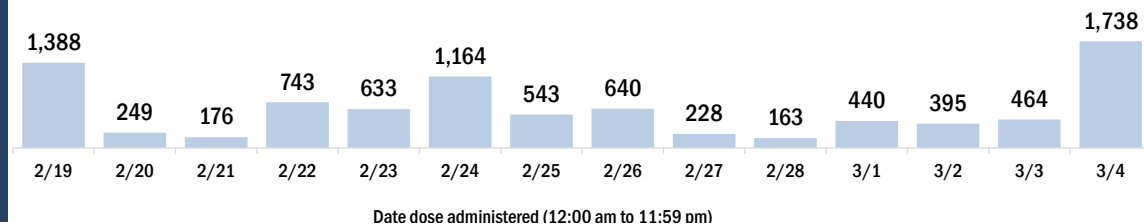


## Persons vaccinated for COVID-19 for the past 2 weeks

### Number of persons who received their first dose of a two-dose series of the COVID-19 vaccine



### Number of persons who completed the COVID-19 vaccine series





# COVID-19: Martin County vaccine summary

Vaccination data through Mar 4, 2021 as of Mar 5, 2021 at 12:05 AM

Data in this report are provisional and subject to change.

Data in this summary pertain to COVID-19 vaccines approved by the U.S. Food and Drug Administration and have been issued an Emergency Use Authorization (Janssen COVID-19 Vaccine, Moderna COVID-19 Vaccine and Pfizer-BioNTech COVID-19 Vaccine). These data summarize the number of people who have received either their first dose or have completed the series for a COVID-19 vaccine. **A person can only be counted in one category, first dose or series complete.** For persons receiving Moderna or Pfizer vaccines, once they receive their second dose, they are moved from the first dose column to the series completed column. **Because of this, the total first dose category may show a change from report to report not matching the total receiving their first dose from the previous day.** Persons receiving Johnson & Johnson vaccines will always be counted in the series completed column.

## COVID-19 doses for vaccinated persons in Florida

**Doses administered** 57,941

People receiving one dose of a 1-dose series (Johnson & Johnson) or receiving only one dose of a 2-dose series (Moderna, Pfizer) count once. Persons receiving both doses of a 2-dose series count twice.

## Current status of persons vaccinated for COVID-19 in Florida

**Total people vaccinated** 37,390

First dose 16,838

Series completed 20,552

Completed 1-dose series 1

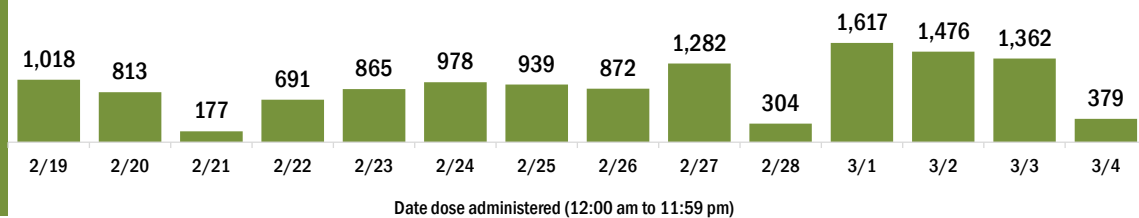
Completed 2-dose series 20,551

**First dose:** current number of people who have only received their first dose of the Moderna or Pfizer vaccine.

**Series complete:** current number of people who have received both Moderna or Pfizer vaccine doses or one Johnson & Johnson dose and are considered fully immunized.

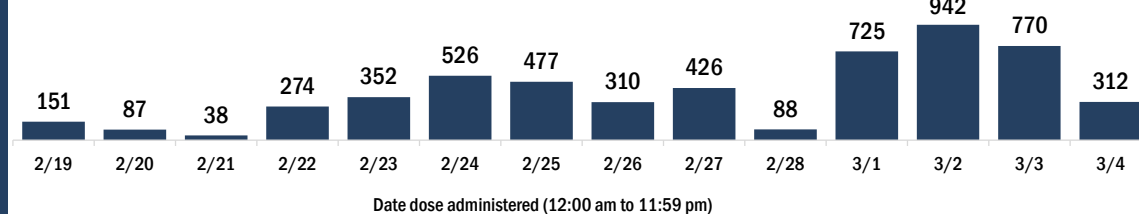
Demographic summary	First dose	Series complete	Total people vaccinated
<b>Age group</b>	<b>16,838</b>	<b>20,552</b>	<b>37,390</b>
16-24 years	72	114	186
25-34 years	192	373	565
35-44 years	218	647	865
45-54 years	380	777	1,157
55-64 years	1,108	1,533	2,641
65-74 years	7,320	8,597	15,917
75-84 years	5,417	6,056	11,473
85+ years	2,131	2,455	4,586
<b>Race</b>	<b>16,838</b>	<b>20,552</b>	<b>37,390</b>
White	9,974	13,393	23,367
Black	294	269	563
American Indian/Alaskan	46	27	73
Other	994	2,133	3,127
Unknown	5,530	4,730	10,260
<b>Other race</b> includes Asian, native Hawaiian/Pacific Islander, or other.			
<b>Ethnicity</b>	<b>16,838</b>	<b>20,552</b>	<b>37,390</b>
Hispanic	270	333	603
Non-Hispanic	5,172	5,869	11,041
Unknown	11,396	14,350	25,746
<b>Gender</b>	<b>16,838</b>	<b>20,552</b>	<b>37,390</b>
Female	9,575	11,688	21,263
Male	7,233	8,864	16,097
Unknown	30	0	30

## COVID-19 doses administered for the past 2 weeks

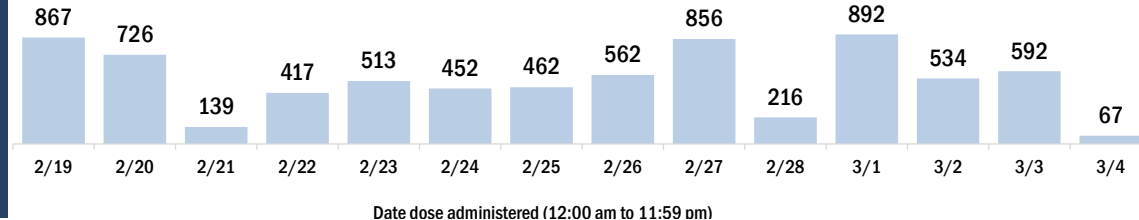


## Persons vaccinated for COVID-19 for the past 2 weeks

### Number of persons who received their first dose of a two-dose series of the COVID-19 vaccine



### Number of persons who completed the COVID-19 vaccine series



# COVID-19: Monroe County vaccine summary

Vaccination data through Mar 4, 2021 as of Mar 5, 2021 at 12:05 AM

Data in this report are provisional and subject to change.

Data in this summary pertain to COVID-19 vaccines approved by the U.S. Food and Drug Administration and have been issued an Emergency Use Authorization (Janssen COVID-19 Vaccine, Moderna COVID-19 Vaccine and Pfizer-BioNTech COVID-19 Vaccine). These data summarize the number of people who have received either their first dose or have completed the series for a COVID-19 vaccine. **A person can only be counted in one category, first dose or series complete.** For persons receiving Moderna or Pfizer vaccines, once they receive their second dose, they are moved from the first dose column to the series completed column. **Because of this, the total first dose category may show a change from report to report not matching the total receiving their first dose from the previous day.** Persons receiving Johnson & Johnson vaccines will always be counted in the series completed column.

## COVID-19 doses for vaccinated persons in Florida

**Doses administered** 20,140

People receiving one dose of a 1-dose series (Johnson & Johnson) or receiving only one dose of a 2-dose series (Moderna, Pfizer) count once. Persons receiving both doses of a 2-dose series count twice.

## Current status of persons vaccinated for COVID-19 in Florida

**Total people vaccinated** 12,857

First dose 5,563

Series completed 7,294

Completed 1-dose series 11

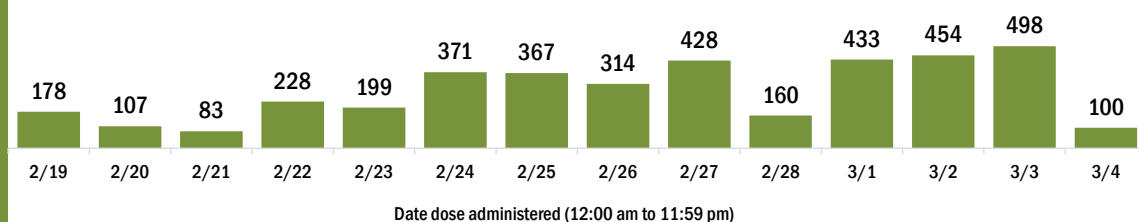
Completed 2-dose series 7,283

**First dose:** current number of people who have only received their first dose of the Moderna or Pfizer vaccine.

**Series complete:** current number of people who have received both Moderna or Pfizer vaccine doses or one Johnson & Johnson dose and are considered fully immunized.

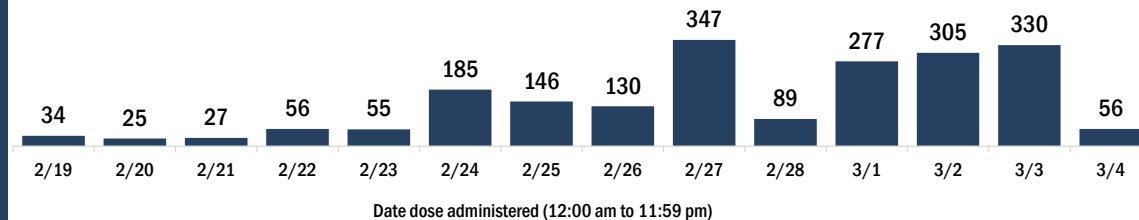
Demographic summary	First dose	Series complete	Total people vaccinated
<b>Age group</b>	5,563	7,294	12,857
16-24 years	43	48	91
25-34 years	89	197	286
35-44 years	138	330	468
45-54 years	227	468	695
55-64 years	518	746	1,264
65-74 years	3,028	3,335	6,363
75-84 years	1,276	1,701	2,977
85+ years	244	469	713
<b>Race</b>	5,563	7,294	12,857
White	3,532	5,646	9,178
Black	161	115	276
American Indian/Alaskan	26	18	44
Other	234	488	722
Unknown	1,610	1,027	2,637
<b>Other race</b> includes Asian, native Hawaiian/Pacific Islander, or other.			
<b>Ethnicity</b>	5,563	7,294	12,857
Hispanic	376	454	830
Non-Hispanic	2,502	4,719	7,221
Unknown	2,685	2,121	4,806
<b>Gender</b>	5,563	7,294	12,857
Female	2,903	3,826	6,729
Male	2,644	3,468	6,112
Unknown	16	0	16

## COVID-19 doses administered for the past 2 weeks

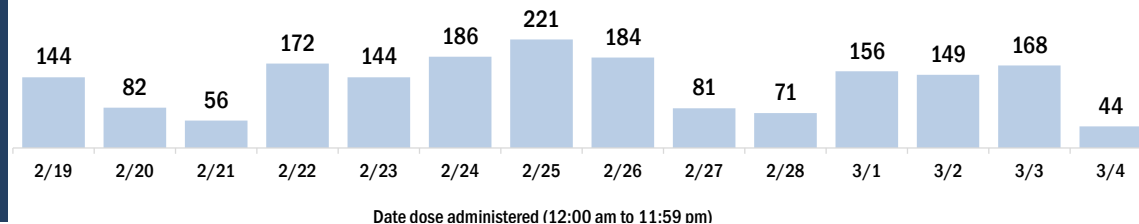


## Persons vaccinated for COVID-19 for the past 2 weeks

### Number of persons who received their first dose of a two-dose series of the COVID-19 vaccine



### Number of persons who completed the COVID-19 vaccine series



# COVID-19: Nassau County vaccine summary

Vaccination data through Mar 4, 2021 as of Mar 5, 2021 at 12:05 AM

Data in this report are provisional and subject to change.

Data in this summary pertain to COVID-19 vaccines approved by the U.S. Food and Drug Administration and have been issued an Emergency Use Authorization (Janssen COVID-19 Vaccine, Moderna COVID-19 Vaccine and Pfizer-BioNTech COVID-19 Vaccine). These data summarize the number of people who have received either their first dose or have completed the series for a COVID-19 vaccine. **A person can only be counted in one category, first dose or series complete.** For persons receiving Moderna or Pfizer vaccines, once they receive their second dose, they are moved from the first dose column to the series completed column. **Because of this, the total first dose category may show a change from report to report not matching the total receiving their first dose from the previous day.** Persons receiving Johnson & Johnson vaccines will always be counted in the series completed column.

## COVID-19 doses for vaccinated persons in Florida

**Doses administered** 29,325

People receiving one dose of a 1-dose series (Johnson & Johnson) or receiving only one dose of a 2-dose series (Moderna, Pfizer) count once. Persons receiving both doses of a 2-dose series count twice.

## Current status of persons vaccinated for COVID-19 in Florida

**Total people vaccinated** 17,888

First dose 6,451

Series completed 11,437

Completed 1-dose series 0

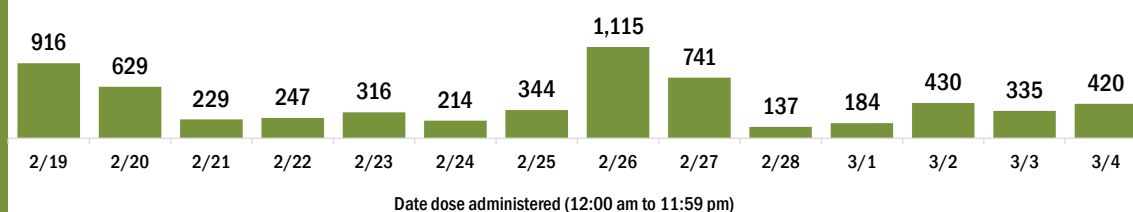
Completed 2-dose series 11,437

**First dose:** current number of people who have only received their first dose of the Moderna or Pfizer vaccine.

**Series complete:** current number of people who have received both Moderna or Pfizer vaccine doses or one Johnson & Johnson dose and are considered fully immunized.

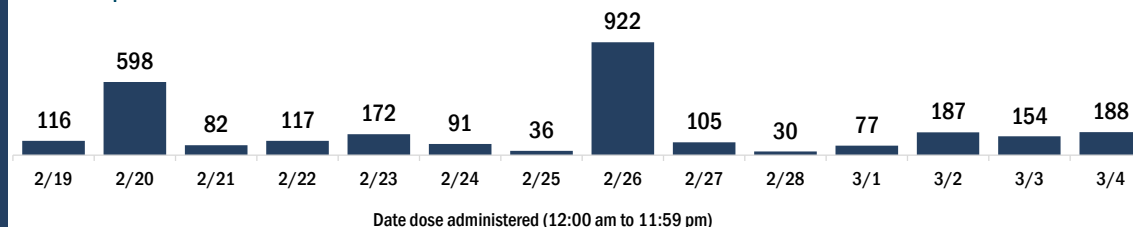
Demographic summary	First dose	Series complete	Total people vaccinated
<b>Age group</b>	<b>6,451</b>	<b>11,437</b>	<b>17,888</b>
16-24 years	54	112	166
25-34 years	78	290	368
35-44 years	171	463	634
45-54 years	276	516	792
55-64 years	644	869	1,513
65-74 years	3,328	5,382	8,710
75-84 years	1,520	2,905	4,425
85+ years	380	900	1,280
<b>Race</b>	<b>6,451</b>	<b>11,437</b>	<b>17,888</b>
White	4,980	8,990	13,970
Black	235	466	701
American Indian/Alaskan	19	24	43
Other	328	726	1,054
Unknown	889	1,231	2,120
<b>Other race</b> includes Asian, native Hawaiian/Pacific Islander, or other.			
<b>Ethnicity</b>	<b>6,451</b>	<b>11,437</b>	<b>17,888</b>
Hispanic	114	109	223
Non-Hispanic	4,054	8,313	12,367
Unknown	2,283	3,015	5,298
<b>Gender</b>	<b>6,451</b>	<b>11,437</b>	<b>17,888</b>
Female	3,580	6,414	9,994
Male	2,867	5,023	7,890
Unknown	4	0	4

## COVID-19 doses administered for the past 2 weeks

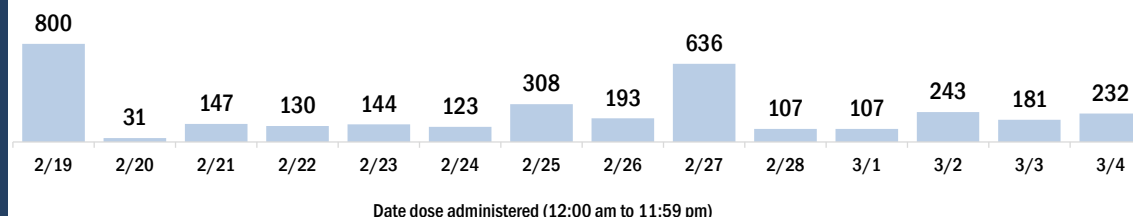


## Persons vaccinated for COVID-19 for the past 2 weeks

### Number of persons who received their first dose of a two-dose series of the COVID-19 vaccine



### Number of persons who completed the COVID-19 vaccine series



# COVID-19: Okaloosa County vaccine summary

Vaccination data through Mar 4, 2021 as of Mar 5, 2021 at 12:05 AM

Data in this report are provisional and subject to change.

Data in this summary pertain to COVID-19 vaccines approved by the U.S. Food and Drug Administration and have been issued an Emergency Use Authorization (Janssen COVID-19 Vaccine, Moderna COVID-19 Vaccine and Pfizer-BioNTech COVID-19 Vaccine). These data summarize the number of people who have received either their first dose or have completed the series for a COVID-19 vaccine. **A person can only be counted in one category, first dose or series complete.** For persons receiving Moderna or Pfizer vaccines, once they receive their second dose, they are moved from the first dose column to the series completed column. **Because of this, the total first dose category may show a change from report to report not matching the total receiving their first dose from the previous day.** Persons receiving Johnson & Johnson vaccines will always be counted in the series completed column.

## COVID-19 doses for vaccinated persons in Florida

**Doses administered** 45,491

People receiving one dose of a 1-dose series (Johnson & Johnson) or receiving only one dose of a 2-dose series (Moderna, Pfizer) count once. Persons receiving both doses of a 2-dose series count twice.

## Current status of persons vaccinated for COVID-19 in Florida

**Total people vaccinated** 28,171

First dose 10,832

Series completed 17,339

Completed 1-dose series 19

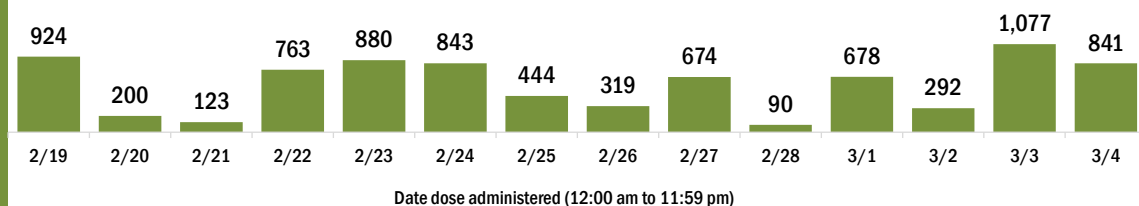
Completed 2-dose series 17,320

**First dose:** current number of people who have only received their first dose of the Moderna or Pfizer vaccine.

**Series complete:** current number of people who have received both Moderna or Pfizer vaccine doses or one Johnson & Johnson dose and are considered fully immunized.

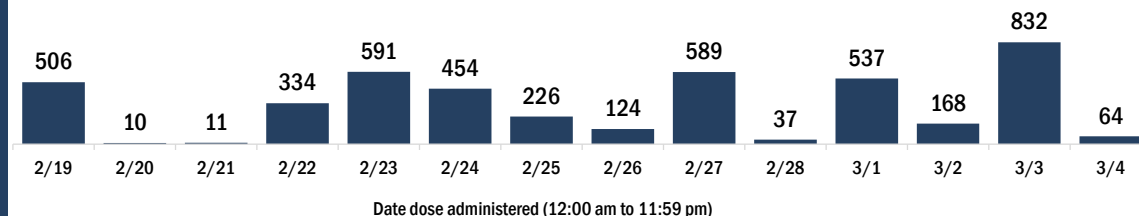
Demographic summary	First dose	Series complete	Total people vaccinated
<b>Age group</b>	<b>10,832</b>	<b>17,339</b>	<b>28,171</b>
16-24 years	121	172	293
25-34 years	384	659	1,043
35-44 years	463	830	1,293
45-54 years	547	1,001	1,548
55-64 years	1,166	1,538	2,704
65-74 years	4,778	6,978	11,756
75-84 years	2,499	4,428	6,927
85+ years	874	1,733	2,607
<b>Race</b>	<b>10,832</b>	<b>17,339</b>	<b>28,171</b>
White	6,888	12,159	19,047
Black	597	469	1,066
American Indian/Alaskan	49	44	93
Other	776	1,814	2,590
Unknown	2,522	2,853	5,375
<b>Other race</b> includes Asian, native Hawaiian/Pacific Islander, or other.			
<b>Ethnicity</b>	<b>10,832</b>	<b>17,339</b>	<b>28,171</b>
Hispanic	217	281	498
Non-Hispanic	5,822	9,045	14,867
Unknown	4,793	8,013	12,806
<b>Gender</b>	<b>10,832</b>	<b>17,339</b>	<b>28,171</b>
Female	6,126	10,148	16,274
Male	4,585	7,188	11,773
Unknown	121	3	124

## COVID-19 doses administered for the past 2 weeks

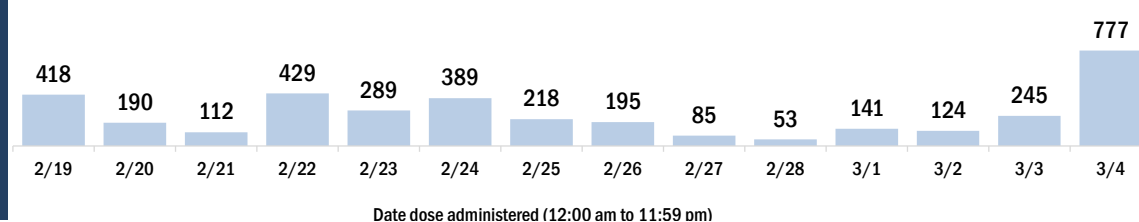


## Persons vaccinated for COVID-19 for the past 2 weeks

### Number of persons who received their first dose of a two-dose series of the COVID-19 vaccine



### Number of persons who completed the COVID-19 vaccine series



# COVID-19: Okeechobee County vaccine summary

Vaccination data through Mar 4, 2021 as of Mar 5, 2021 at 12:05 AM

Data in this report are provisional and subject to change.

Data in this summary pertain to COVID-19 vaccines approved by the U.S. Food and Drug Administration and have been issued an Emergency Use Authorization (Janssen COVID-19 Vaccine, Moderna COVID-19 Vaccine and Pfizer-BioNTech COVID-19 Vaccine). These data summarize the number of people who have received either their first dose or have completed the series for a COVID-19 vaccine. **A person can only be counted in one category, first dose or series complete.** For persons receiving Moderna or Pfizer vaccines, once they receive their second dose, they are moved from the first dose column to the series completed column. **Because of this, the total first dose category may show a change from report to report not matching the total receiving their first dose from the previous day.** Persons receiving Johnson & Johnson vaccines will always be counted in the series completed column.

## COVID-19 doses for vaccinated persons in Florida

**Doses administered** 8,459

People receiving one dose of a 1-dose series (Johnson & Johnson) or receiving only one dose of a 2-dose series (Moderna, Pfizer) count once. Persons receiving both doses of a 2-dose series count twice.

## Current status of persons vaccinated for COVID-19 in Florida

**Total people vaccinated** 5,328

First dose 2,197

Series completed 3,131

Completed 1-dose series 0

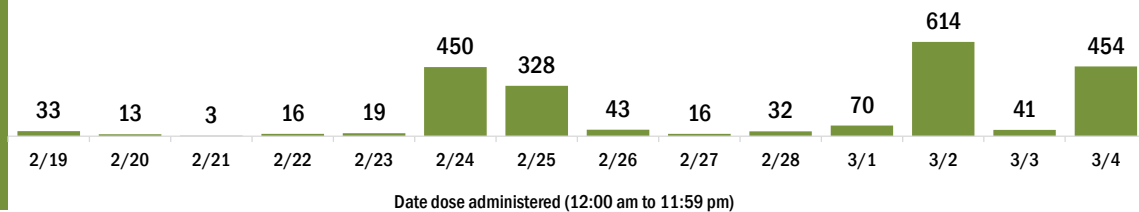
Completed 2-dose series 3,131

**First dose:** current number of people who have only received their first dose of the Moderna or Pfizer vaccine.

**Series complete:** current number of people who have received both Moderna or Pfizer vaccine doses or one Johnson & Johnson dose and are considered fully immunized.

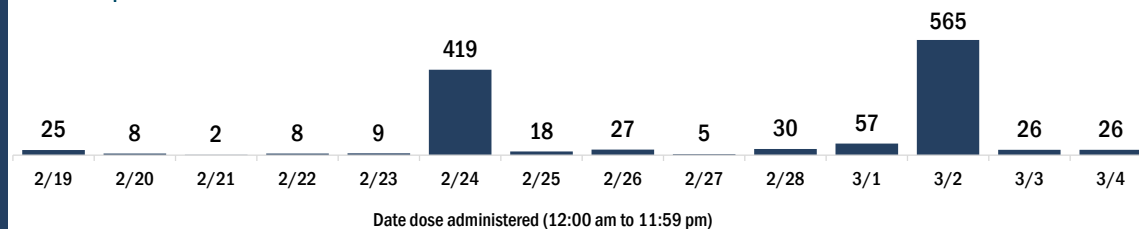
Demographic summary	First dose	Series complete	Total people vaccinated
<b>Age group</b>	<b>2,197</b>	<b>3,131</b>	<b>5,328</b>
16-24 years	10	29	39
25-34 years	35	94	129
35-44 years	44	107	151
45-54 years	48	111	159
55-64 years	99	157	256
65-74 years	1,095	1,337	2,432
75-84 years	692	1,012	1,704
85+ years	174	284	458
<b>Race</b>	<b>2,197</b>	<b>3,131</b>	<b>5,328</b>
White	1,768	2,537	4,305
Black	36	48	84
American Indian/Alaskan	10	19	29
Other	104	414	518
Unknown	279	113	392
<b>Other race</b> includes Asian, native Hawaiian/Pacific Islander, or other.			
<b>Ethnicity</b>	<b>2,197</b>	<b>3,131</b>	<b>5,328</b>
Hispanic	84	164	248
Non-Hispanic	1,438	2,517	3,955
Unknown	675	450	1,125
<b>Gender</b>	<b>2,197</b>	<b>3,131</b>	<b>5,328</b>
Female	1,190	1,757	2,947
Male	1,007	1,374	2,381
Unknown	0	0	0

## COVID-19 doses administered for the past 2 weeks

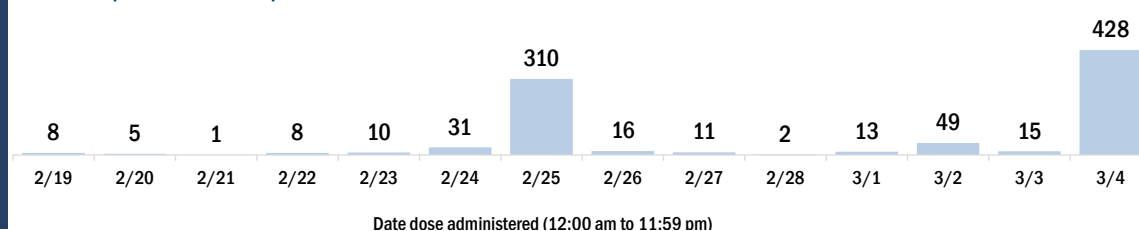


## Persons vaccinated for COVID-19 for the past 2 weeks

Number of persons who received their first dose of a two-dose series of the COVID-19 vaccine



Number of persons who completed the COVID-19 vaccine series



# COVID-19: Orange County vaccine summary

Vaccination data through Mar 4, 2021 as of Mar 5, 2021 at 12:05 AM

Data in this report are provisional and subject to change.

Data in this summary pertain to COVID-19 vaccines approved by the U.S. Food and Drug Administration and have been issued an Emergency Use Authorization (Janssen COVID-19 Vaccine, Moderna COVID-19 Vaccine and Pfizer-BioNTech COVID-19 Vaccine). These data summarize the number of people who have received either their first dose or have completed the series for a COVID-19 vaccine. **A person can only be counted in one category, first dose or series complete.** For persons receiving Moderna or Pfizer vaccines, once they receive their second dose, they are moved from the first dose column to the series completed column. **Because of this, the total first dose category may show a change from report to report not matching the total receiving their first dose from the previous day.** Persons receiving Johnson & Johnson vaccines will always be counted in the series completed column.

## COVID-19 doses for vaccinated persons in Florida

**Doses administered** 229,217

People receiving one dose of a 1-dose series (Johnson & Johnson) or receiving only one dose of a 2-dose series (Moderna, Pfizer) count once. Persons receiving both doses of a 2-dose series count twice.

## Current status of persons vaccinated for COVID-19 in Florida

**Total people vaccinated** 143,161

First dose 57,103

Series completed 86,058

Completed 1-dose series 2

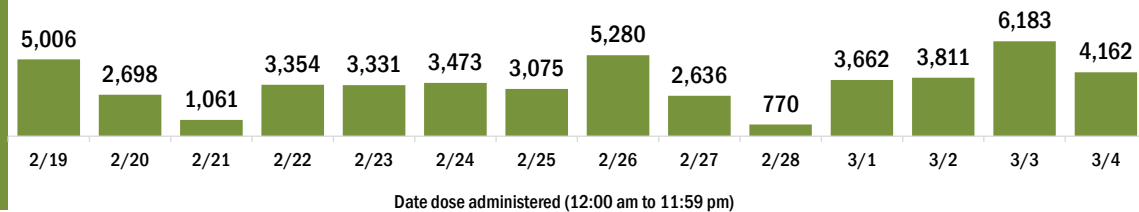
Completed 2-dose series 86,056

**First dose:** current number of people who have only received their first dose of the Moderna or Pfizer vaccine.

**Series complete:** current number of people who have received both Moderna or Pfizer vaccine doses or one Johnson & Johnson dose and are considered fully immunized.

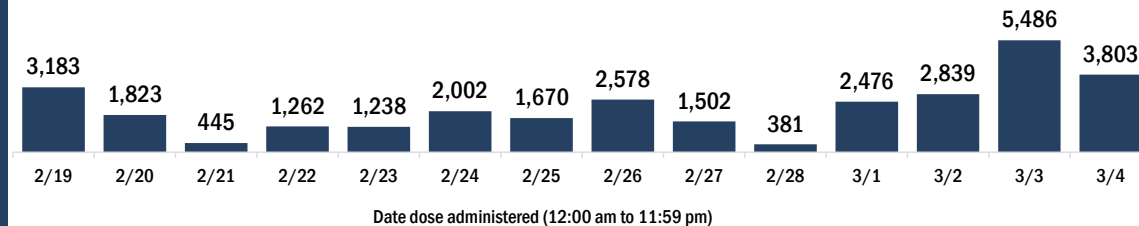
Demographic summary	First dose	Series complete	Total people vaccinated
<b>Age group</b>	<b>57,103</b>	<b>86,058</b>	<b>143,161</b>
16-24 years	1,347	1,749	3,096
25-34 years	3,501	6,122	9,623
35-44 years	4,368	7,096	11,464
45-54 years	5,363	6,712	12,075
55-64 years	7,120	6,942	14,062
65-74 years	20,268	34,897	55,165
75-84 years	10,218	16,193	26,411
85+ years	4,918	6,347	11,265
<b>Race</b>	<b>57,103</b>	<b>86,058</b>	<b>143,161</b>
White	29,344	53,298	82,642
Black	5,323	6,344	11,667
American Indian/Alaskan	245	256	501
Other	10,481	20,117	30,598
Unknown	11,710	6,043	17,753
<b>Other race</b> includes Asian, native Hawaiian/Pacific Islander, or other.			
<b>Ethnicity</b>	<b>57,103</b>	<b>86,058</b>	<b>143,161</b>
Hispanic	7,141	9,612	16,753
Non-Hispanic	21,013	42,961	63,974
Unknown	28,949	33,485	62,434
<b>Gender</b>	<b>57,103</b>	<b>86,058</b>	<b>143,161</b>
Female	32,931	50,588	83,519
Male	22,144	34,835	56,979
Unknown	2,028	635	2,663

## COVID-19 doses administered for the past 2 weeks

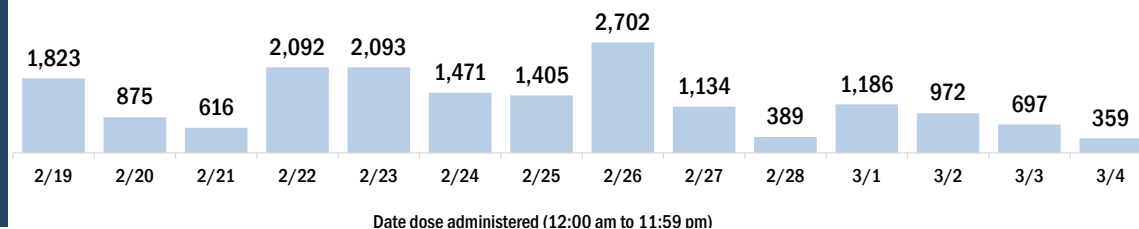


## Persons vaccinated for COVID-19 for the past 2 weeks

### Number of persons who received their first dose of a two-dose series of the COVID-19 vaccine



### Number of persons who completed the COVID-19 vaccine series



# COVID-19: Osceola County vaccine summary

Vaccination data through Mar 4, 2021 as of Mar 5, 2021 at 12:05 AM

Data in this report are provisional and subject to change.

Data in this summary pertain to COVID-19 vaccines approved by the U.S. Food and Drug Administration and have been issued an Emergency Use Authorization (Janssen COVID-19 Vaccine, Moderna COVID-19 Vaccine and Pfizer-BioNTech COVID-19 Vaccine). These data summarize the number of people who have received either their first dose or have completed the series for a COVID-19 vaccine. **A person can only be counted in one category, first dose or series complete.** For persons receiving Moderna or Pfizer vaccines, once they receive their second dose, they are moved from the first dose column to the series completed column. **Because of this, the total first dose category may show a change from report to report not matching the total receiving their first dose from the previous day.** Persons receiving Johnson & Johnson vaccines will always be counted in the series completed column.

## COVID-19 doses for vaccinated persons in Florida

**Doses administered** 56,648

People receiving one dose of a 1-dose series (Johnson & Johnson) or receiving only one dose of a 2-dose series (Moderna, Pfizer) count once. Persons receiving both doses of a 2-dose series count twice.

## Current status of persons vaccinated for COVID-19 in Florida

**Total people vaccinated** 36,076

First dose 15,503

Series completed 20,573

Completed 1-dose series 1

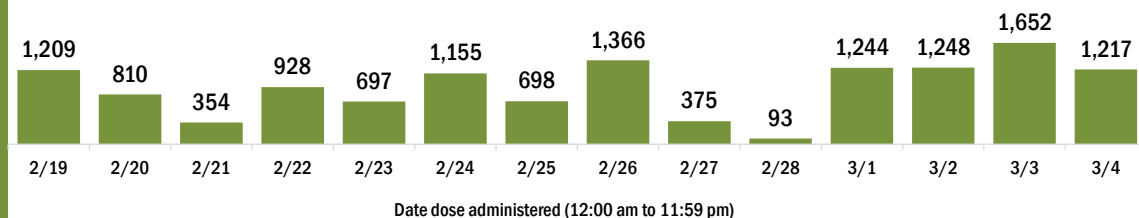
Completed 2-dose series 20,572

**First dose:** current number of people who have only received their first dose of the Moderna or Pfizer vaccine.

**Series complete:** current number of people who have received both Moderna or Pfizer vaccine doses or one Johnson & Johnson dose and are considered fully immunized.

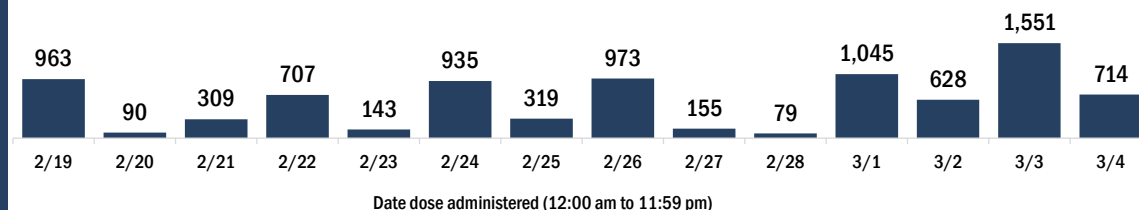
Demographic summary	First dose	Series complete	Total people vaccinated
<b>Age group</b>	<b>15,503</b>	<b>20,573</b>	<b>36,076</b>
16-24 years	219	304	523
25-34 years	588	931	1,519
35-44 years	792	1,229	2,021
45-54 years	1,076	1,423	2,499
55-64 years	1,613	1,503	3,116
65-74 years	6,849	9,269	16,118
75-84 years	3,417	4,518	7,935
85+ years	949	1,396	2,345
<b>Race</b>	<b>15,503</b>	<b>20,573</b>	<b>36,076</b>
White	8,195	12,804	20,999
Black	937	1,049	1,986
American Indian/Alaskan	108	138	246
Other	2,683	5,116	7,799
Unknown	3,580	1,466	5,046
<b>Other race</b> includes Asian, native Hawaiian/Pacific Islander, or other.			
<b>Ethnicity</b>	<b>15,503</b>	<b>20,573</b>	<b>36,076</b>
Hispanic	4,379	4,650	9,029
Non-Hispanic	4,957	10,619	15,576
Unknown	6,167	5,304	11,471
<b>Gender</b>	<b>15,503</b>	<b>20,573</b>	<b>36,076</b>
Female	9,093	12,194	21,287
Male	6,283	8,359	14,642
Unknown	127	20	147

## COVID-19 doses administered for the past 2 weeks

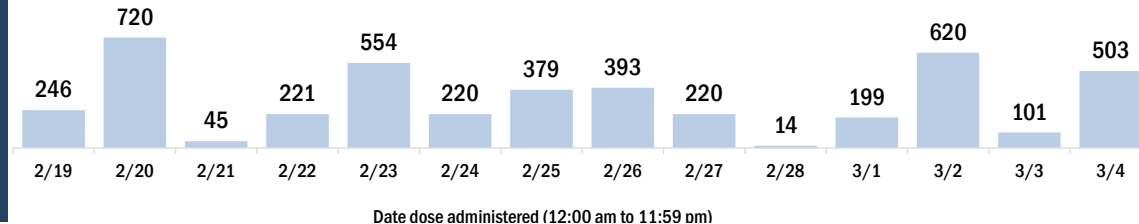


## Persons vaccinated for COVID-19 for the past 2 weeks

### Number of persons who received their first dose of a two-dose series of the COVID-19 vaccine



### Number of persons who completed the COVID-19 vaccine series





# COVID-19: Palm Beach County vaccine summary

Vaccination data through Mar 4, 2021 as of Mar 5, 2021 at 12:05 AM

Data in this report are provisional and subject to change.

Data in this summary pertain to COVID-19 vaccines approved by the U.S. Food and Drug Administration and have been issued an Emergency Use Authorization (Janssen COVID-19 Vaccine, Moderna COVID-19 Vaccine and Pfizer-BioNTech COVID-19 Vaccine). These data summarize the number of people who have received either their first dose or have completed the series for a COVID-19 vaccine. **A person can only be counted in one category, first dose or series complete.** For persons receiving Moderna or Pfizer vaccines, once they receive their second dose, they are moved from the first dose column to the series completed column. **Because of this, the total first dose category may show a change from report to report not matching the total receiving their first dose from the previous day.** Persons receiving Johnson & Johnson vaccines will always be counted in the series completed column.

## COVID-19 doses for vaccinated persons in Florida

**Doses administered** 474,305

People receiving one dose of a 1-dose series (Johnson & Johnson) or receiving only one dose of a 2-dose series (Moderna, Pfizer) count once. Persons receiving both doses of a 2-dose series count twice.

## Current status of persons vaccinated for COVID-19 in Florida

**Total people vaccinated** 292,810

First dose 111,283

Series completed 181,527

Completed 1-dose series 32

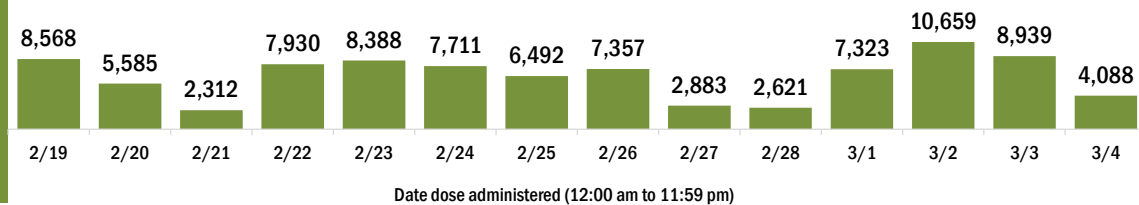
Completed 2-dose series 181,495

**First dose:** current number of people who have only received their first dose of the Moderna or Pfizer vaccine.

**Series complete:** current number of people who have received both Moderna or Pfizer vaccine doses or one Johnson & Johnson dose and are considered fully immunized.

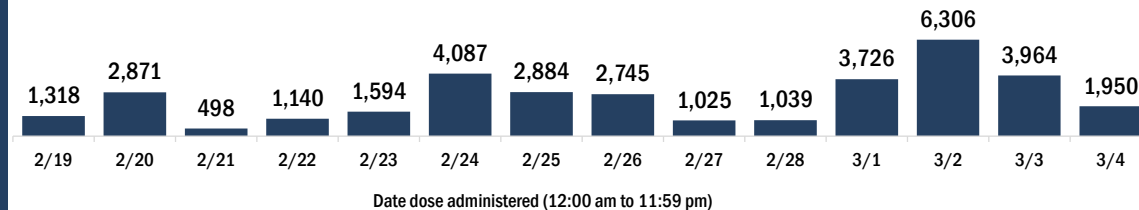
Demographic summary	First dose	Series complete	Total people vaccinated
<b>Age group</b>	<b>111,283</b>	<b>181,527</b>	<b>292,810</b>
16-24 years	1,039	1,263	2,302
25-34 years	2,664	4,438	7,102
35-44 years	3,581	6,293	9,874
45-54 years	5,438	8,505	13,943
55-64 years	11,105	12,638	23,743
65-74 years	44,054	72,840	116,894
75-84 years	30,279	53,805	84,084
85+ years	13,123	21,745	34,868
<b>Race</b>	<b>111,283</b>	<b>181,527</b>	<b>292,810</b>
White	69,855	128,432	198,287
Black	6,383	5,499	11,882
American Indian/Alaskan	387	504	891
Other	8,693	16,856	25,549
Unknown	25,965	30,236	56,201
<b>Other race</b> includes Asian, native Hawaiian/Pacific Islander, or other.			
<b>Ethnicity</b>	<b>111,283</b>	<b>181,527</b>	<b>292,810</b>
Hispanic	7,148	7,771	14,919
Non-Hispanic	51,905	109,268	161,173
Unknown	52,230	64,488	116,718
<b>Gender</b>	<b>111,283</b>	<b>181,527</b>	<b>292,810</b>
Female	64,341	105,743	170,084
Male	46,563	75,724	122,287
Unknown	379	60	439

## COVID-19 doses administered for the past 2 weeks

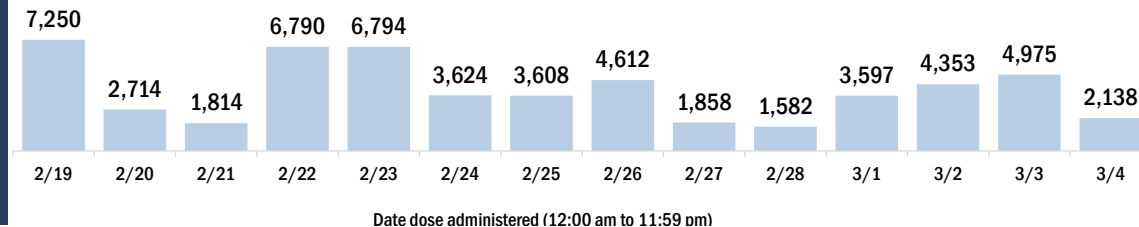


## Persons vaccinated for COVID-19 for the past 2 weeks

### Number of persons who received their first dose of a two-dose series of the COVID-19 vaccine



### Number of persons who completed the COVID-19 vaccine series



# COVID-19: Pasco County vaccine summary

Vaccination data through Mar 4, 2021 as of Mar 5, 2021 at 12:05 AM

Data in this report are provisional and subject to change.

Data in this summary pertain to COVID-19 vaccines approved by the U.S. Food and Drug Administration and have been issued an Emergency Use Authorization (Janssen COVID-19 Vaccine, Moderna COVID-19 Vaccine and Pfizer-BioNTech COVID-19 Vaccine). These data summarize the number of people who have received either their first dose or have completed the series for a COVID-19 vaccine. **A person can only be counted in one category, first dose or series complete.** For persons receiving Moderna or Pfizer vaccines, once they receive their second dose, they are moved from the first dose column to the series completed column. **Because of this, the total first dose category may show a change from report to report not matching the total receiving their first dose from the previous day.** Persons receiving Johnson & Johnson vaccines will always be counted in the series completed column.

## COVID-19 doses for vaccinated persons in Florida

**Doses administered** 108,704

People receiving one dose of a 1-dose series (Johnson & Johnson) or receiving only one dose of a 2-dose series (Moderna, Pfizer) count once. Persons receiving both doses of a 2-dose series count twice.

## Current status of persons vaccinated for COVID-19 in Florida

**Total people vaccinated** 74,495

First dose 40,272

Series completed 34,223

Completed 1-dose series 14

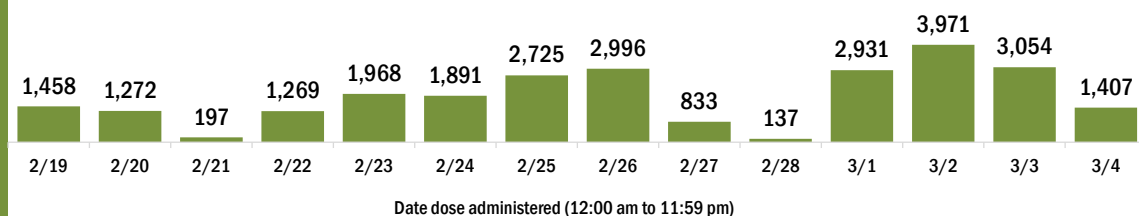
Completed 2-dose series 34,209

**First dose:** current number of people who have only received their first dose of the Moderna or Pfizer vaccine.

**Series complete:** current number of people who have received both Moderna or Pfizer vaccine doses or one Johnson & Johnson dose and are considered fully immunized.

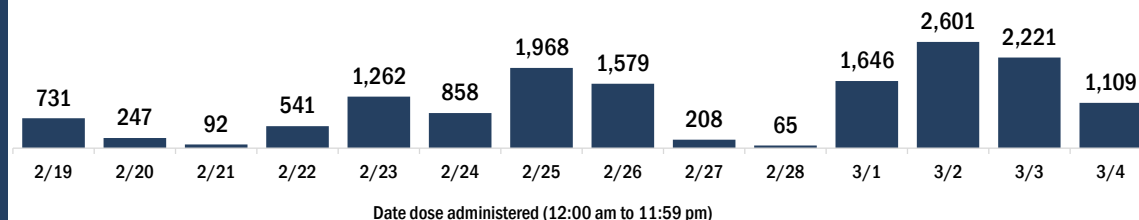
Demographic summary	First dose	Series complete	Total people vaccinated
<b>Age group</b>	<b>40,272</b>	<b>34,223</b>	<b>74,495</b>
16-24 years	355	522	877
25-34 years	693	1,725	2,418
35-44 years	1,021	2,432	3,453
45-54 years	1,394	2,986	4,380
55-64 years	2,228	3,351	5,579
65-74 years	18,898	12,862	31,760
75-84 years	12,262	7,629	19,891
85+ years	3,421	2,716	6,137
<b>Race</b>	<b>40,272</b>	<b>34,223</b>	<b>74,495</b>
White	30,891	25,006	55,897
Black	873	857	1,730
American Indian/Alaskan	115	106	221
Other	2,914	5,162	8,076
Unknown	5,479	3,092	8,571
<b>Other race</b> includes Asian, native Hawaiian/Pacific Islander, or other.			
<b>Ethnicity</b>	<b>40,272</b>	<b>34,223</b>	<b>74,495</b>
Hispanic	1,455	1,460	2,915
Non-Hispanic	22,556	20,129	42,685
Unknown	16,261	12,634	28,895
<b>Gender</b>	<b>40,272</b>	<b>34,223</b>	<b>74,495</b>
Female	23,303	20,636	43,939
Male	16,844	13,549	30,393
Unknown	125	38	163

## COVID-19 doses administered for the past 2 weeks

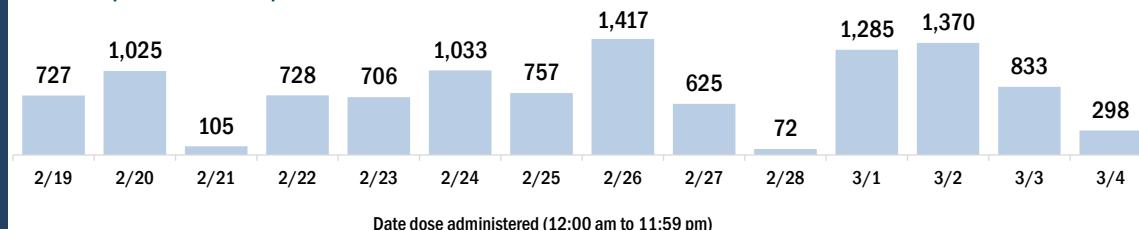


## Persons vaccinated for COVID-19 for the past 2 weeks

### Number of persons who received their first dose of a two-dose series of the COVID-19 vaccine



### Number of persons who completed the COVID-19 vaccine series



# COVID-19: Pinellas County vaccine summary

Vaccination data through Mar 4, 2021 as of Mar 5, 2021 at 12:05 AM

Data in this report are provisional and subject to change.

Data in this summary pertain to COVID-19 vaccines approved by the U.S. Food and Drug Administration and have been issued an Emergency Use Authorization (Janssen COVID-19 Vaccine, Moderna COVID-19 Vaccine and Pfizer-BioNTech COVID-19 Vaccine). These data summarize the number of people who have received either their first dose or have completed the series for a COVID-19 vaccine. **A person can only be counted in one category, first dose or series complete.** For persons receiving Moderna or Pfizer vaccines, once they receive their second dose, they are moved from the first dose column to the series completed column. **Because of this, the total first dose category may show a change from report to report not matching the total receiving their first dose from the previous day.** Persons receiving Johnson & Johnson vaccines will always be counted in the series completed column.

## COVID-19 doses for vaccinated persons in Florida

**Doses administered** 247,016

People receiving one dose of a 1-dose series (Johnson & Johnson) or receiving only one dose of a 2-dose series (Moderna, Pfizer) count once. Persons receiving both doses of a 2-dose series count twice.

## Current status of persons vaccinated for COVID-19 in Florida

**Total people vaccinated** 163,501

First dose 79,966

Series completed 83,535

Completed 1-dose series 20

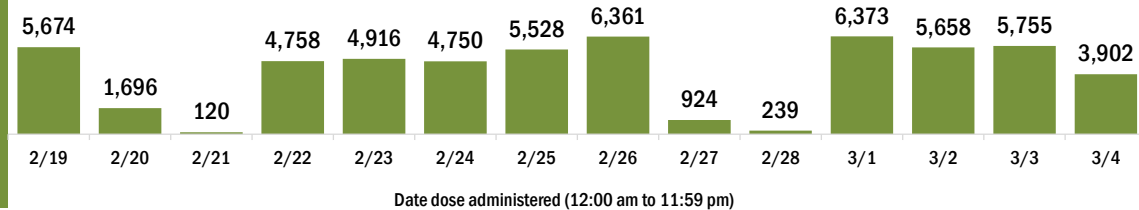
Completed 2-dose series 83,515

**First dose:** current number of people who have only received their first dose of the Moderna or Pfizer vaccine.

**Series complete:** current number of people who have received both Moderna or Pfizer vaccine doses or one Johnson & Johnson dose and are considered fully immunized.

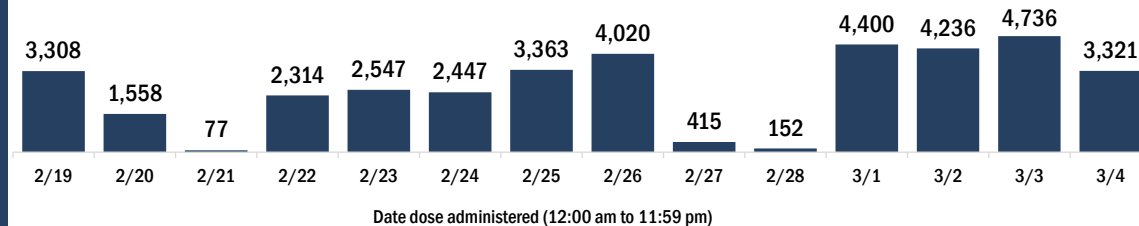
Demographic summary	First dose	Series complete	Total people vaccinated
<b>Age group</b>	<b>79,966</b>	<b>83,535</b>	<b>163,501</b>
16-24 years	613	926	1,539
25-34 years	1,586	4,376	5,962
35-44 years	1,987	5,111	7,098
45-54 years	2,751	6,173	8,924
55-64 years	5,768	8,672	14,440
65-74 years	38,371	33,409	71,780
75-84 years	21,496	16,605	38,101
85+ years	7,394	8,263	15,657
<b>Race</b>	<b>79,966</b>	<b>83,535</b>	<b>163,501</b>
White	56,531	62,157	118,688
Black	3,327	3,098	6,425
American Indian/Alaskan	178	172	350
Other	5,279	8,894	14,173
Unknown	14,651	9,214	23,865
<b>Other race</b> includes Asian, native Hawaiian/Pacific Islander, or other.			
<b>Ethnicity</b>	<b>79,966</b>	<b>83,535</b>	<b>163,501</b>
Hispanic	1,634	2,513	4,147
Non-Hispanic	39,169	47,415	86,584
Unknown	39,163	33,607	72,770
<b>Gender</b>	<b>79,966</b>	<b>83,535</b>	<b>163,501</b>
Female	45,995	50,415	96,410
Male	33,667	32,939	66,606
Unknown	304	181	485

## COVID-19 doses administered for the past 2 weeks

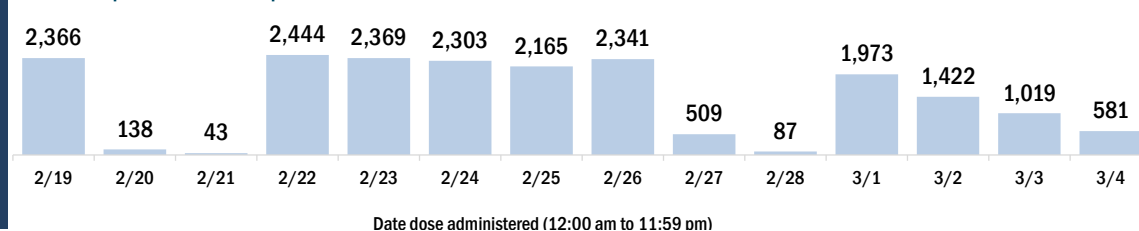


## Persons vaccinated for COVID-19 for the past 2 weeks

### Number of persons who received their first dose of a two-dose series of the COVID-19 vaccine



### Number of persons who completed the COVID-19 vaccine series



# COVID-19: Polk County vaccine summary

Vaccination data through Mar 4, 2021 as of Mar 5, 2021 at 12:05 AM

Data in this report are provisional and subject to change.

Data in this summary pertain to COVID-19 vaccines approved by the U.S. Food and Drug Administration and have been issued an Emergency Use Authorization (Janssen COVID-19 Vaccine, Moderna COVID-19 Vaccine and Pfizer-BioNTech COVID-19 Vaccine). These data summarize the number of people who have received either their first dose or have completed the series for a COVID-19 vaccine. **A person can only be counted in one category, first dose or series complete.** For persons receiving Moderna or Pfizer vaccines, once they receive their second dose, they are moved from the first dose column to the series completed column. **Because of this, the total first dose category may show a change from report to report not matching the total receiving their first dose from the previous day.** Persons receiving Johnson & Johnson vaccines will always be counted in the series completed column.

## COVID-19 doses for vaccinated persons in Florida

**Doses administered** 123,017

People receiving one dose of a 1-dose series (Johnson & Johnson) or receiving only one dose of a 2-dose series (Moderna, Pfizer) count once. Persons receiving both doses of a 2-dose series count twice.

## Current status of persons vaccinated for COVID-19 in Florida

**Total people vaccinated** 82,995

First dose 42,970

Series completed 40,025

Completed 1-dose series 3

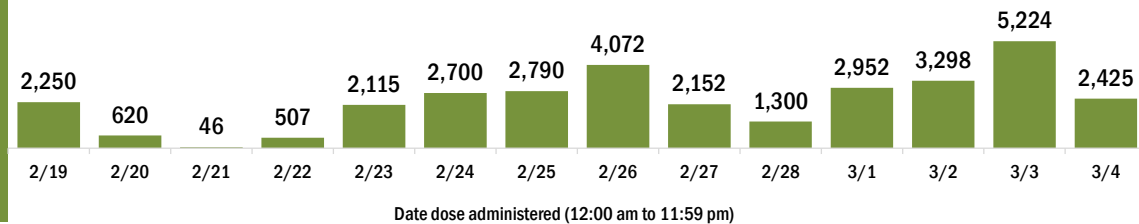
Completed 2-dose series 40,022

**First dose:** current number of people who have only received their first dose of the Moderna or Pfizer vaccine.

**Series complete:** current number of people who have received both Moderna or Pfizer vaccine doses or one Johnson & Johnson dose and are considered fully immunized.

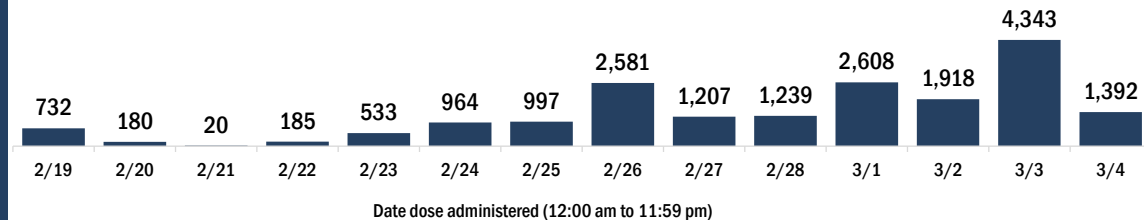
Demographic summary	First dose	Series complete	Total people vaccinated
<b>Age group</b>	<b>42,970</b>	<b>40,025</b>	<b>82,995</b>
16-24 years	299	438	737
25-34 years	786	1,556	2,342
35-44 years	1,139	2,115	3,254
45-54 years	1,572	2,646	4,218
55-64 years	3,197	3,232	6,429
65-74 years	19,691	16,723	36,414
75-84 years	12,581	10,136	22,717
85+ years	3,705	3,179	6,884
<b>Race</b>	<b>42,970</b>	<b>40,025</b>	<b>82,995</b>
White	31,515	28,863	60,378
Black	2,109	2,531	4,640
American Indian/Alaskan	229	232	461
Other	2,322	3,881	6,203
Unknown	6,795	4,518	11,313
<b>Other race</b> includes Asian, native Hawaiian/Pacific Islander, or other.			
<b>Ethnicity</b>	<b>42,970</b>	<b>40,025</b>	<b>82,995</b>
Hispanic	2,279	2,191	4,470
Non-Hispanic	22,690	22,900	45,590
Unknown	18,001	14,934	32,935
<b>Gender</b>	<b>42,970</b>	<b>40,025</b>	<b>82,995</b>
Female	23,955	23,639	47,594
Male	18,806	16,373	35,179
Unknown	209	13	222

## COVID-19 doses administered for the past 2 weeks

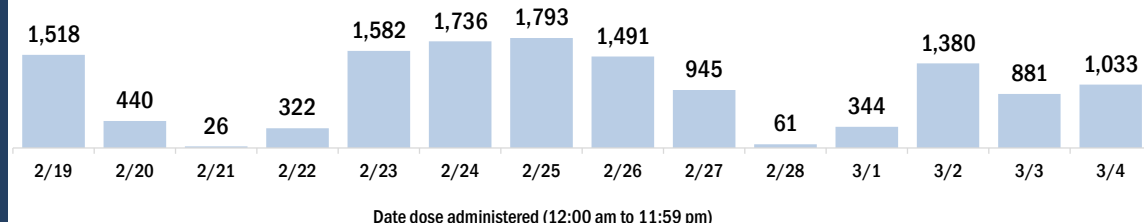


## Persons vaccinated for COVID-19 for the past 2 weeks

### Number of persons who received their first dose of a two-dose series of the COVID-19 vaccine



### Number of persons who completed the COVID-19 vaccine series



# COVID-19: Putnam County vaccine summary

Vaccination data through Mar 4, 2021 as of Mar 5, 2021 at 12:05 AM

Data in this report are provisional and subject to change.

Data in this summary pertain to COVID-19 vaccines approved by the U.S. Food and Drug Administration and have been issued an Emergency Use Authorization (Janssen COVID-19 Vaccine, Moderna COVID-19 Vaccine and Pfizer-BioNTech COVID-19 Vaccine). These data summarize the number of people who have received either their first dose or have completed the series for a COVID-19 vaccine. **A person can only be counted in one category, first dose or series complete.** For persons receiving Moderna or Pfizer vaccines, once they receive their second dose, they are moved from the first dose column to the series completed column. **Because of this, the total first dose category may show a change from report to report not matching the total receiving their first dose from the previous day.** Persons receiving Johnson & Johnson vaccines will always be counted in the series completed column.

## COVID-19 doses for vaccinated persons in Florida

**Doses administered** 13,393

People receiving one dose of a 1-dose series (Johnson & Johnson) or receiving only one dose of a 2-dose series (Moderna, Pfizer) count once. Persons receiving both doses of a 2-dose series count twice.

## Current status of persons vaccinated for COVID-19 in Florida

**Total people vaccinated** 8,587

First dose 3,781

Series completed 4,806

Completed 1-dose series 0

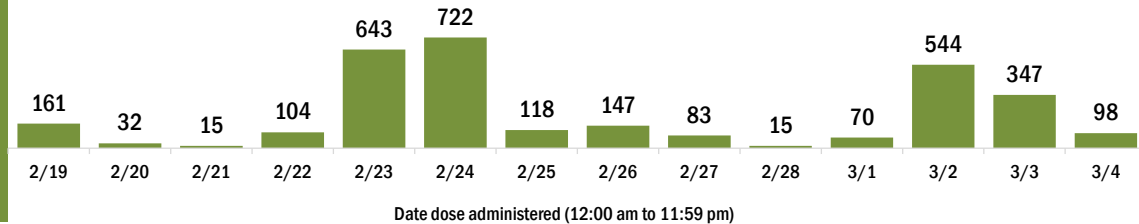
Completed 2-dose series 4,806

**First dose:** current number of people who have only received their first dose of the Moderna or Pfizer vaccine.

**Series complete:** current number of people who have received both Moderna or Pfizer vaccine doses or one Johnson & Johnson dose and are considered fully immunized.

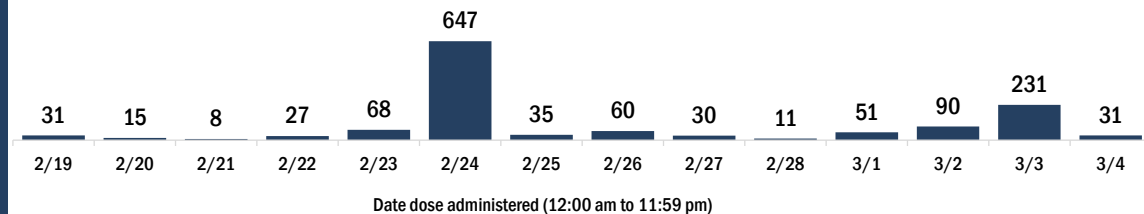
Demographic summary	First dose	Series complete	Total people vaccinated
<b>Age group</b>	<b>3,781</b>	<b>4,806</b>	<b>8,587</b>
16-24 years	22	42	64
25-34 years	57	111	168
35-44 years	61	151	212
45-54 years	123	218	341
55-64 years	293	391	684
65-74 years	1,852	2,188	4,040
75-84 years	1,034	1,289	2,323
85+ years	339	416	755
<b>Race</b>	<b>3,781</b>	<b>4,806</b>	<b>8,587</b>
White	2,976	3,727	6,703
Black	285	262	547
American Indian/Alaskan	39	29	68
Other	257	383	640
Unknown	224	405	629
<b>Other race</b> includes Asian, native Hawaiian/Pacific Islander, or other.			
<b>Ethnicity</b>	<b>3,781</b>	<b>4,806</b>	<b>8,587</b>
Hispanic	118	80	198
Non-Hispanic	2,831	3,286	6,117
Unknown	832	1,440	2,272
<b>Gender</b>	<b>3,781</b>	<b>4,806</b>	<b>8,587</b>
Female	2,106	2,759	4,865
Male	1,671	2,046	3,717
Unknown	4	1	5

## COVID-19 doses administered for the past 2 weeks

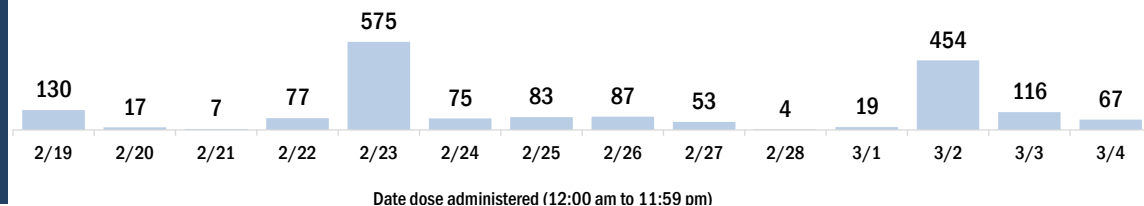


## Persons vaccinated for COVID-19 for the past 2 weeks

Number of persons who received their first dose of a two-dose series of the COVID-19 vaccine



Number of persons who completed the COVID-19 vaccine series



# COVID-19: Santa Rosa County vaccine summary

Vaccination data through Mar 4, 2021 as of Mar 5, 2021 at 12:05 AM

Data in this report are provisional and subject to change.

Data in this summary pertain to COVID-19 vaccines approved by the U.S. Food and Drug Administration and have been issued an Emergency Use Authorization (Janssen COVID-19 Vaccine, Moderna COVID-19 Vaccine and Pfizer-BioNTech COVID-19 Vaccine). These data summarize the number of people who have received either their first dose or have completed the series for a COVID-19 vaccine. **A person can only be counted in one category, first dose or series complete.** For persons receiving Moderna or Pfizer vaccines, once they receive their second dose, they are moved from the first dose column to the series completed column. **Because of this, the total first dose category may show a change from report to report not matching the total receiving their first dose from the previous day.** Persons receiving Johnson & Johnson vaccines will always be counted in the series completed column.

## COVID-19 doses for vaccinated persons in Florida

**Doses administered** 42,770

People receiving one dose of a 1-dose series (Johnson & Johnson) or receiving only one dose of a 2-dose series (Moderna, Pfizer) count once. Persons receiving both doses of a 2-dose series count twice.

## Current status of persons vaccinated for COVID-19 in Florida

**Total people vaccinated** 27,269

First dose 11,765

Series completed 15,504

Completed 1-dose series 3

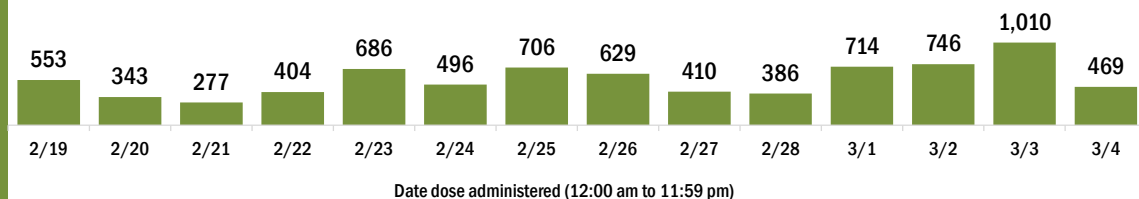
Completed 2-dose series 15,501

**First dose:** current number of people who have only received their first dose of the Moderna or Pfizer vaccine.

**Series complete:** current number of people who have received both Moderna or Pfizer vaccine doses or one Johnson & Johnson dose and are considered fully immunized.

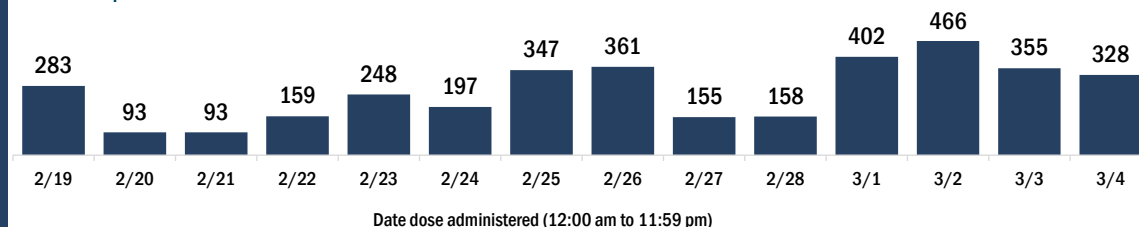
Demographic summary	First dose	Series complete	Total people vaccinated
<b>Age group</b>	<b>11,765</b>	<b>15,504</b>	<b>27,269</b>
16-24 years	150	200	350
25-34 years	344	619	963
35-44 years	520	927	1,447
45-54 years	794	1,086	1,880
55-64 years	1,315	1,453	2,768
65-74 years	5,275	6,694	11,969
75-84 years	2,630	3,490	6,120
85+ years	737	1,035	1,772
<b>Race</b>	<b>11,765</b>	<b>15,504</b>	<b>27,269</b>
White	7,956	11,631	19,587
Black	292	340	632
American Indian/Alaskan	71	83	154
Other	769	1,220	1,989
Unknown	2,677	2,230	4,907
<b>Other race</b> includes Asian, native Hawaiian/Pacific Islander, or other.			
<b>Ethnicity</b>	<b>11,765</b>	<b>15,504</b>	<b>27,269</b>
Hispanic	205	167	372
Non-Hispanic	6,280	8,878	15,158
Unknown	5,280	6,459	11,739
<b>Gender</b>	<b>11,765</b>	<b>15,504</b>	<b>27,269</b>
Female	6,647	8,926	15,573
Male	5,109	6,578	11,687
Unknown	9	0	9

## COVID-19 doses administered for the past 2 weeks

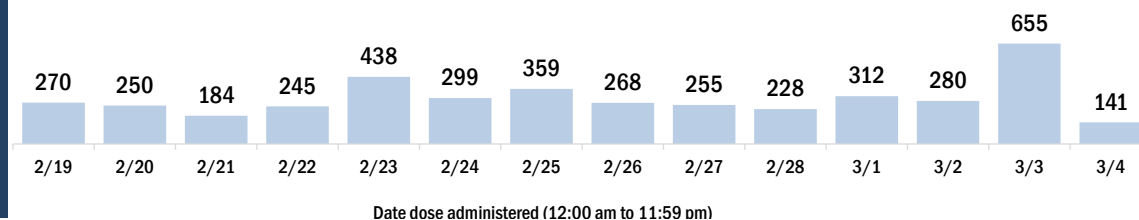


## Persons vaccinated for COVID-19 for the past 2 weeks

### Number of persons who received their first dose of a two-dose series of the COVID-19 vaccine



### Number of persons who completed the COVID-19 vaccine series





# COVID-19: Sarasota County vaccine summary

Vaccination data through Mar 4, 2021 as of Mar 5, 2021 at 12:05 AM

Data in this report are provisional and subject to change.

Data in this summary pertain to COVID-19 vaccines approved by the U.S. Food and Drug Administration and have been issued an Emergency Use Authorization (Janssen COVID-19 Vaccine, Moderna COVID-19 Vaccine and Pfizer-BioNTech COVID-19 Vaccine). These data summarize the number of people who have received either their first dose or have completed the series for a COVID-19 vaccine. **A person can only be counted in one category, first dose or series complete.** For persons receiving Moderna or Pfizer vaccines, once they receive their second dose, they are moved from the first dose column to the series completed column. **Because of this, the total first dose category may show a change from report to report not matching the total receiving their first dose from the previous day.** Persons receiving Johnson & Johnson vaccines will always be counted in the series completed column.

## COVID-19 doses for vaccinated persons in Florida

**Doses administered** 146,851

People receiving one dose of a 1-dose series (Johnson & Johnson) or receiving only one dose of a 2-dose series (Moderna, Pfizer) count once. Persons receiving both doses of a 2-dose series count twice.

## Current status of persons vaccinated for COVID-19 in Florida

**Total people vaccinated** 102,617

First dose 58,381

Series completed 44,236

Completed 1-dose series 2

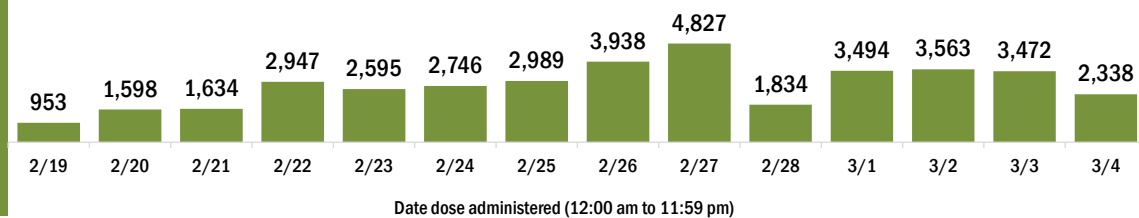
Completed 2-dose series 44,234

**First dose:** current number of people who have only received their first dose of the Moderna or Pfizer vaccine.

**Series complete:** current number of people who have received both Moderna or Pfizer vaccine doses or one Johnson & Johnson dose and are considered fully immunized.

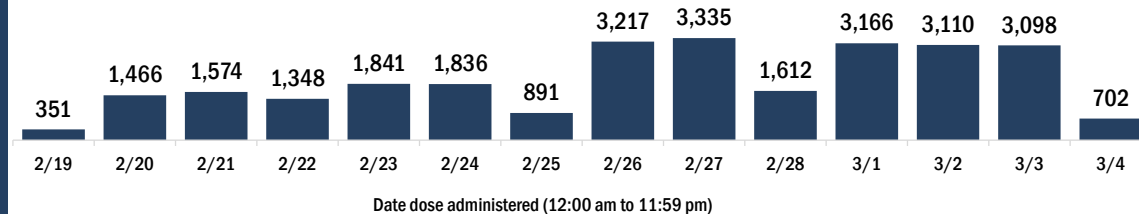
Demographic summary	First dose	Series complete	Total people vaccinated
<b>Age group</b>	<b>58,381</b>	<b>44,236</b>	<b>102,617</b>
16-24 years	245	480	725
25-34 years	513	1,575	2,088
35-44 years	662	2,024	2,686
45-54 years	1,056	2,923	3,979
55-64 years	2,299	4,324	6,623
65-74 years	29,118	17,383	46,501
75-84 years	19,188	9,937	29,125
85+ years	5,300	5,590	10,890
<b>Race</b>	<b>58,381</b>	<b>44,236</b>	<b>102,617</b>
White	47,294	32,145	79,439
Black	544	522	1,066
American Indian/Alaskan	147	252	399
Other	2,872	6,080	8,952
Unknown	7,524	5,237	12,761
<b>Other race</b> includes Asian, native Hawaiian/Pacific Islander, or other.			
<b>Ethnicity</b>	<b>58,381</b>	<b>44,236</b>	<b>102,617</b>
Hispanic	866	797	1,663
Non-Hispanic	37,213	27,237	64,450
Unknown	20,302	16,202	36,504
<b>Gender</b>	<b>58,381</b>	<b>44,236</b>	<b>102,617</b>
Female	32,324	26,295	58,619
Male	25,998	17,902	43,900
Unknown	59	39	98

## COVID-19 doses administered for the past 2 weeks

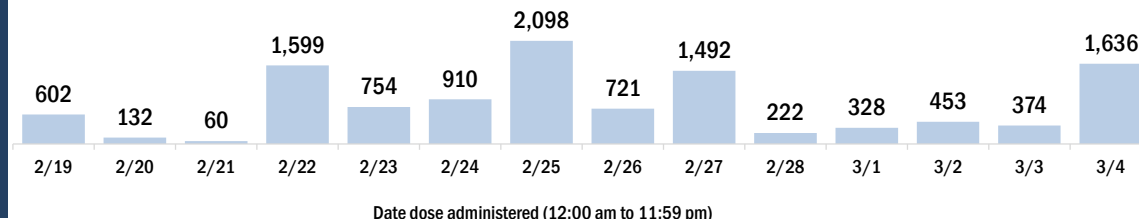


## Persons vaccinated for COVID-19 for the past 2 weeks

### Number of persons who received their first dose of a two-dose series of the COVID-19 vaccine



### Number of persons who completed the COVID-19 vaccine series





# COVID-19: Seminole County vaccine summary

Vaccination data through Mar 4, 2021 as of Mar 5, 2021 at 12:05 AM

Data in this report are provisional and subject to change.

Data in this summary pertain to COVID-19 vaccines approved by the U.S. Food and Drug Administration and have been issued an Emergency Use Authorization (Janssen COVID-19 Vaccine, Moderna COVID-19 Vaccine and Pfizer-BioNTech COVID-19 Vaccine). These data summarize the number of people who have received either their first dose or have completed the series for a COVID-19 vaccine. **A person can only be counted in one category, first dose or series complete.** For persons receiving Moderna or Pfizer vaccines, once they receive their second dose, they are moved from the first dose column to the series completed column. **Because of this, the total first dose category may show a change from report to report not matching the total receiving their first dose from the previous day.** Persons receiving Johnson & Johnson vaccines will always be counted in the series completed column.

## COVID-19 doses for vaccinated persons in Florida

**Doses administered** 99,085

People receiving one dose of a 1-dose series (Johnson & Johnson) or receiving only one dose of a 2-dose series (Moderna, Pfizer) count once. Persons receiving both doses of a 2-dose series count twice.

## Current status of persons vaccinated for COVID-19 in Florida

**Total people vaccinated** 60,055

First dose 21,025

Series completed 39,030

Completed 1-dose series 0

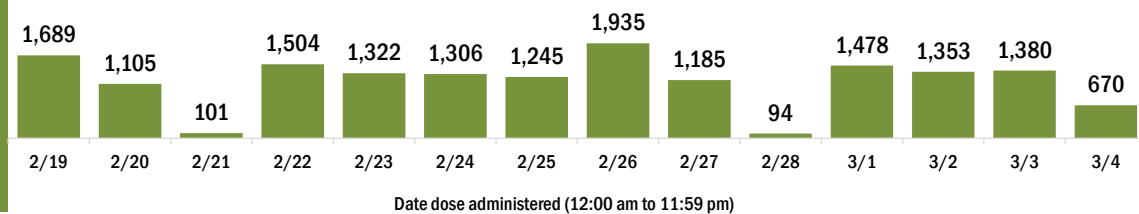
Completed 2-dose series 39,030

**First dose:** current number of people who have only received their first dose of the Moderna or Pfizer vaccine.

**Series complete:** current number of people who have received both Moderna or Pfizer vaccine doses or one Johnson & Johnson dose and are considered fully immunized.

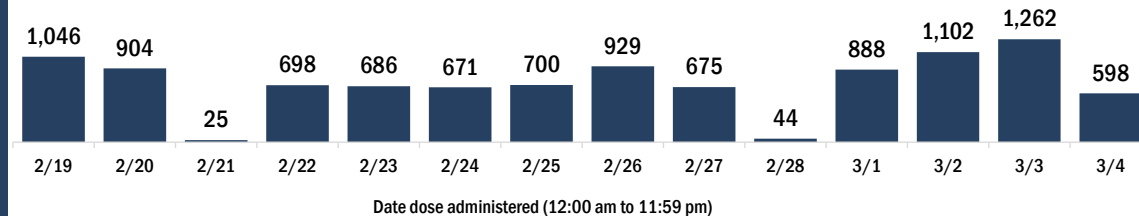
Demographic summary	First dose	Series complete	Total people vaccinated
<b>Age group</b>	<b>21,025</b>	<b>39,030</b>	<b>60,055</b>
16-24 years	404	626	1,030
25-34 years	899	1,875	2,774
35-44 years	1,218	2,426	3,644
45-54 years	1,703	2,632	4,335
55-64 years	2,454	3,028	5,482
65-74 years	8,423	16,685	25,108
75-84 years	4,253	8,366	12,619
85+ years	1,671	3,392	5,063
<b>Race</b>	<b>21,025</b>	<b>39,030</b>	<b>60,055</b>
White	13,421	28,970	42,391
Black	1,661	1,922	3,583
American Indian/Alaskan	135	242	377
Other	2,855	6,517	9,372
Unknown	2,953	1,379	4,332
<b>Other race</b> includes Asian, native Hawaiian/Pacific Islander, or other.			
<b>Ethnicity</b>	<b>21,025</b>	<b>39,030</b>	<b>60,055</b>
Hispanic	2,065	2,866	4,931
Non-Hispanic	9,837	23,554	33,391
Unknown	9,123	12,610	21,733
<b>Gender</b>	<b>21,025</b>	<b>39,030</b>	<b>60,055</b>
Female	12,286	23,531	35,817
Male	8,501	15,484	23,985
Unknown	238	15	253

## COVID-19 doses administered for the past 2 weeks

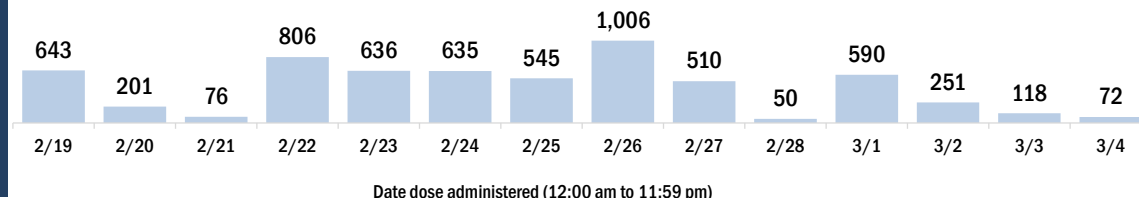


## Persons vaccinated for COVID-19 for the past 2 weeks

### Number of persons who received their first dose of a two-dose series of the COVID-19 vaccine



### Number of persons who completed the COVID-19 vaccine series



# COVID-19: St. Johns County vaccine summary

Vaccination data through Mar 4, 2021 as of Mar 5, 2021 at 12:05 AM

Data in this report are provisional and subject to change.

Data in this summary pertain to COVID-19 vaccines approved by the U.S. Food and Drug Administration and have been issued an Emergency Use Authorization (Janssen COVID-19 Vaccine, Moderna COVID-19 Vaccine and Pfizer-BioNTech COVID-19 Vaccine). These data summarize the number of people who have received either their first dose or have completed the series for a COVID-19 vaccine. **A person can only be counted in one category, first dose or series complete.** For persons receiving Moderna or Pfizer vaccines, once they receive their second dose, they are moved from the first dose column to the series completed column. **Because of this, the total first dose category may show a change from report to report not matching the total receiving their first dose from the previous day.** Persons receiving Johnson & Johnson vaccines will always be counted in the series completed column.

## COVID-19 doses for vaccinated persons in Florida

**Doses administered** 101,493

People receiving one dose of a 1-dose series (Johnson & Johnson) or receiving only one dose of a 2-dose series (Moderna, Pfizer) count once. Persons receiving both doses of a 2-dose series count twice.

## Current status of persons vaccinated for COVID-19 in Florida

**Total people vaccinated** 61,269

First dose 21,044

Series completed 40,225

Completed 1-dose series 1

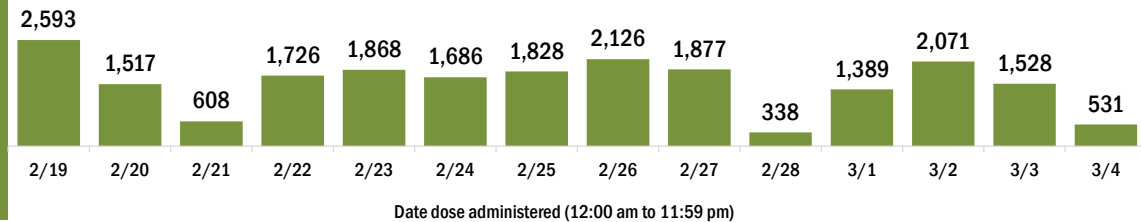
Completed 2-dose series 40,224

**First dose:** current number of people who have only received their first dose of the Moderna or Pfizer vaccine.

**Series complete:** current number of people who have received both Moderna or Pfizer vaccine doses or one Johnson & Johnson dose and are considered fully immunized.

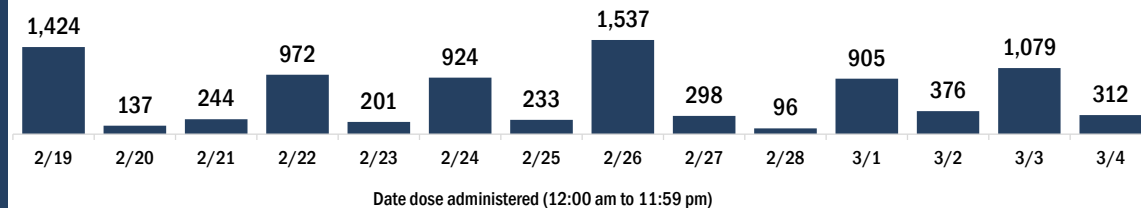
Demographic summary	First dose	Series complete	Total people vaccinated
<b>Age group</b>	<b>21,044</b>	<b>40,225</b>	<b>61,269</b>
16-24 years	380	421	801
25-34 years	584	1,321	1,905
35-44 years	1,253	2,672	3,925
45-54 years	1,723	2,582	4,305
55-64 years	3,504	3,205	6,709
65-74 years	8,327	18,203	26,530
75-84 years	4,082	9,156	13,238
85+ years	1,191	2,665	3,856
<b>Race</b>	<b>21,044</b>	<b>40,225</b>	<b>61,269</b>
White	15,641	29,392	45,033
Black	779	906	1,685
American Indian/Alaskan	153	107	260
Other	1,543	4,509	6,052
Unknown	2,928	5,311	8,239
<b>Other race</b> includes Asian, native Hawaiian/Pacific Islander, or other.			
<b>Ethnicity</b>	<b>21,044</b>	<b>40,225</b>	<b>61,269</b>
Hispanic	723	862	1,585
Non-Hispanic	13,442	24,386	37,828
Unknown	6,879	14,977	21,856
<b>Gender</b>	<b>21,044</b>	<b>40,225</b>	<b>61,269</b>
Female	11,920	22,496	34,416
Male	9,106	17,718	26,824
Unknown	18	11	29

## COVID-19 doses administered for the past 2 weeks

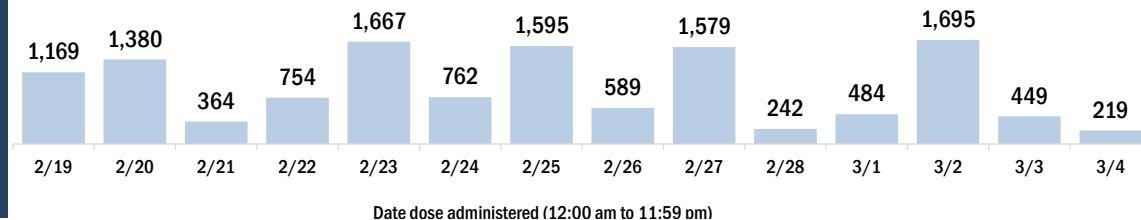


## Persons vaccinated for COVID-19 for the past 2 weeks

### Number of persons who received their first dose of a two-dose series of the COVID-19 vaccine



### Number of persons who completed the COVID-19 vaccine series



# COVID-19: St. Lucie County vaccine summary

Vaccination data through Mar 4, 2021 as of Mar 5, 2021 at 12:05 AM

Data in this report are provisional and subject to change.

Data in this summary pertain to COVID-19 vaccines approved by the U.S. Food and Drug Administration and have been issued an Emergency Use Authorization (Janssen COVID-19 Vaccine, Moderna COVID-19 Vaccine and Pfizer-BioNTech COVID-19 Vaccine). These data summarize the number of people who have received either their first dose or have completed the series for a COVID-19 vaccine. **A person can only be counted in one category, first dose or series complete.** For persons receiving Moderna or Pfizer vaccines, once they receive their second dose, they are moved from the first dose column to the series completed column. **Because of this, the total first dose category may show a change from report to report not matching the total receiving their first dose from the previous day.** Persons receiving Johnson & Johnson vaccines will always be counted in the series completed column.

## COVID-19 doses for vaccinated persons in Florida

**Doses administered** 80,979

People receiving one dose of a 1-dose series (Johnson & Johnson) or receiving only one dose of a 2-dose series (Moderna, Pfizer) count once. Persons receiving both doses of a 2-dose series count twice.

## Current status of persons vaccinated for COVID-19 in Florida

**Total people vaccinated** 54,178

First dose 27,376

Series completed 26,802

Completed 1-dose series 1

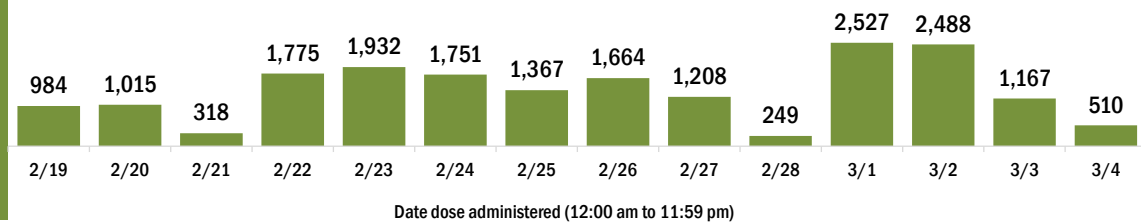
Completed 2-dose series 26,801

**First dose:** current number of people who have only received their first dose of the Moderna or Pfizer vaccine.

**Series complete:** current number of people who have received both Moderna or Pfizer vaccine doses or one Johnson & Johnson dose and are considered fully immunized.

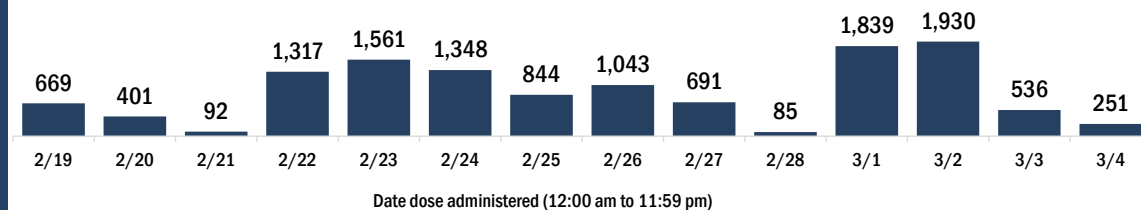
Demographic summary	First dose	Series complete	Total people vaccinated
<b>Age group</b>	27,376	26,802	54,178
16-24 years	179	237	416
25-34 years	407	691	1,098
35-44 years	644	1,039	1,683
45-54 years	959	1,516	2,475
55-64 years	2,227	2,164	4,391
65-74 years	12,643	12,075	24,718
75-84 years	7,894	6,909	14,803
85+ years	2,423	2,171	4,594
<b>Race</b>	27,376	26,802	54,178
White	17,961	18,993	36,954
Black	2,607	1,476	4,083
American Indian/Alaskan	173	105	278
Other	1,776	3,073	4,849
Unknown	4,859	3,155	8,014
<b>Other race</b> includes Asian, native Hawaiian/Pacific Islander, or other.			
<b>Ethnicity</b>	27,376	26,802	54,178
Hispanic	1,633	1,185	2,818
Non-Hispanic	14,566	16,003	30,569
Unknown	11,177	9,614	20,791
<b>Gender</b>	27,376	26,802	54,178
Female	15,507	15,499	31,006
Male	11,804	11,296	23,100
Unknown	65	7	72

## COVID-19 doses administered for the past 2 weeks

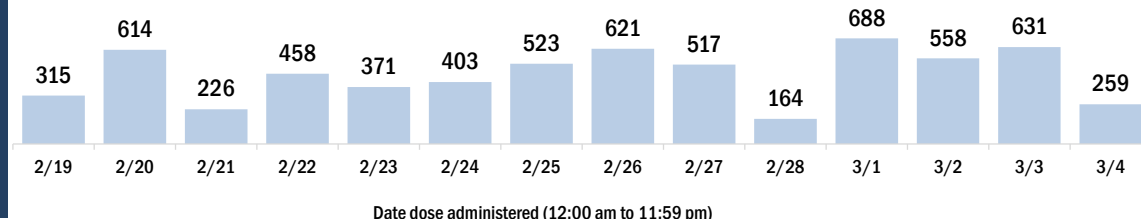


## Persons vaccinated for COVID-19 for the past 2 weeks

### Number of persons who received their first dose of a two-dose series of the COVID-19 vaccine



### Number of persons who completed the COVID-19 vaccine series



# COVID-19: Sumter County vaccine summary

Vaccination data through Mar 4, 2021 as of Mar 5, 2021 at 12:05 AM

Data in this report are provisional and subject to change.

Data in this summary pertain to COVID-19 vaccines approved by the U.S. Food and Drug Administration and have been issued an Emergency Use Authorization (Janssen COVID-19 Vaccine, Moderna COVID-19 Vaccine and Pfizer-BioNTech COVID-19 Vaccine). These data summarize the number of people who have received either their first dose or have completed the series for a COVID-19 vaccine. **A person can only be counted in one category, first dose or series complete.** For persons receiving Moderna or Pfizer vaccines, once they receive their second dose, they are moved from the first dose column to the series completed column. **Because of this, the total first dose category may show a change from report to report not matching the total receiving their first dose from the previous day.** Persons receiving Johnson & Johnson vaccines will always be counted in the series completed column.

## COVID-19 doses for vaccinated persons in Florida

**Doses administered** 60,831

People receiving one dose of a 1-dose series (Johnson & Johnson) or receiving only one dose of a 2-dose series (Moderna, Pfizer) count once. Persons receiving both doses of a 2-dose series count twice.

## Current status of persons vaccinated for COVID-19 in Florida

**Total people vaccinated** 40,217

First dose 19,603

Series completed 20,614

Completed 1-dose series 0

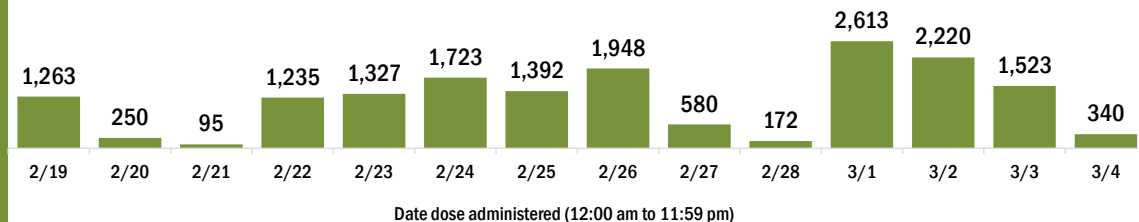
Completed 2-dose series 20,614

**First dose:** current number of people who have only received their first dose of the Moderna or Pfizer vaccine.

**Series complete:** current number of people who have received both Moderna or Pfizer vaccine doses or one Johnson & Johnson dose and are considered fully immunized.

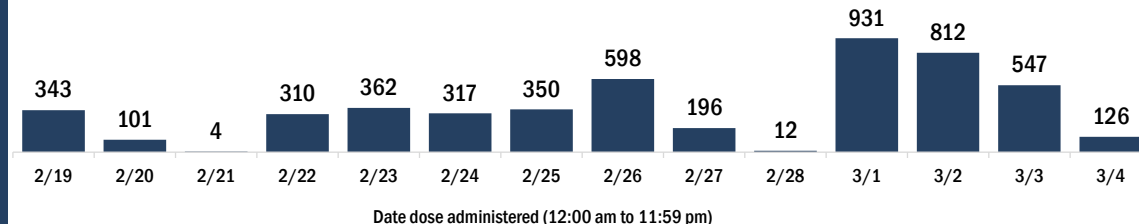
Demographic summary	First dose	Series complete	Total people vaccinated
<b>Age group</b>	<b>19,603</b>	<b>20,614</b>	<b>40,217</b>
16-24 years	13	31	44
25-34 years	63	82	145
35-44 years	67	119	186
45-54 years	154	183	337
55-64 years	599	540	1,139
65-74 years	10,305	11,591	21,896
75-84 years	7,241	6,991	14,232
85+ years	1,161	1,077	2,238
<b>Race</b>	<b>19,603</b>	<b>20,614</b>	<b>40,217</b>
White	14,929	16,665	31,594
Black	192	186	378
American Indian/Alaskan	37	46	83
Other	973	1,032	2,005
Unknown	3,472	2,685	6,157
<b>Other race</b> includes Asian, native Hawaiian/Pacific Islander, or other.			
<b>Ethnicity</b>	<b>19,603</b>	<b>20,614</b>	<b>40,217</b>
Hispanic	254	191	445
Non-Hispanic	9,844	11,224	21,068
Unknown	9,505	9,199	18,704
<b>Gender</b>	<b>19,603</b>	<b>20,614</b>	<b>40,217</b>
Female	10,877	11,399	22,276
Male	8,656	9,210	17,866
Unknown	70	5	75

## COVID-19 doses administered for the past 2 weeks

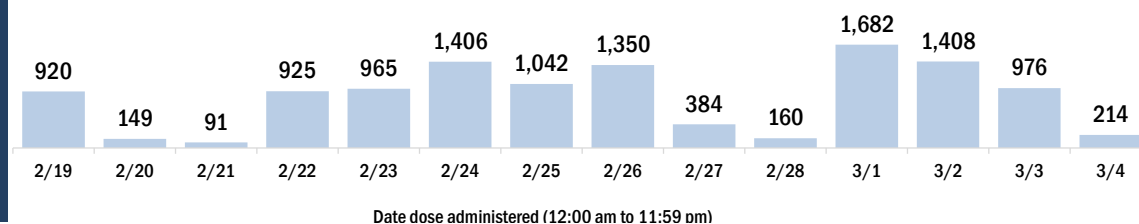


## Persons vaccinated for COVID-19 for the past 2 weeks

### Number of persons who received their first dose of a two-dose series of the COVID-19 vaccine



### Number of persons who completed the COVID-19 vaccine series



# COVID-19: Suwannee County vaccine summary

Vaccination data through Mar 4, 2021 as of Mar 5, 2021 at 12:05 AM

Data in this report are provisional and subject to change.

Data in this summary pertain to COVID-19 vaccines approved by the U.S. Food and Drug Administration and have been issued an Emergency Use Authorization (Janssen COVID-19 Vaccine, Moderna COVID-19 Vaccine and Pfizer-BioNTech COVID-19 Vaccine). These data summarize the number of people who have received either their first dose or have completed the series for a COVID-19 vaccine. **A person can only be counted in one category, first dose or series complete.** For persons receiving Moderna or Pfizer vaccines, once they receive their second dose, they are moved from the first dose column to the series completed column. **Because of this, the total first dose category may show a change from report to report not matching the total receiving their first dose from the previous day.** Persons receiving Johnson & Johnson vaccines will always be counted in the series completed column.

## COVID-19 doses for vaccinated persons in Florida

**Doses administered** 9,048

People receiving one dose of a 1-dose series (Johnson & Johnson) or receiving only one dose of a 2-dose series (Moderna, Pfizer) count once. Persons receiving both doses of a 2-dose series count twice.

## Current status of persons vaccinated for COVID-19 in Florida

**Total people vaccinated** 5,382

First dose 1,716

Series completed 3,666

Completed 1-dose series 0

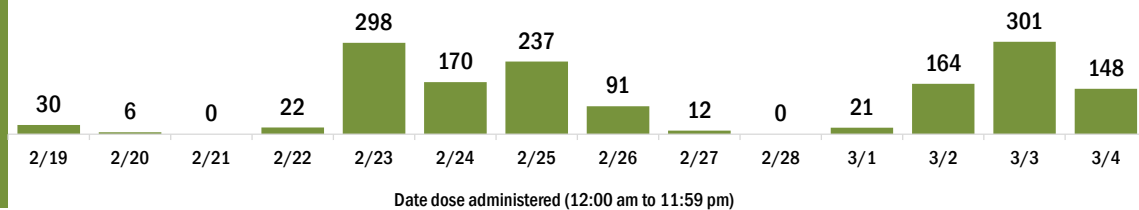
Completed 2-dose series 3,666

**First dose:** current number of people who have only received their first dose of the Moderna or Pfizer vaccine.

**Series complete:** current number of people who have received both Moderna or Pfizer vaccine doses or one Johnson & Johnson dose and are considered fully immunized.

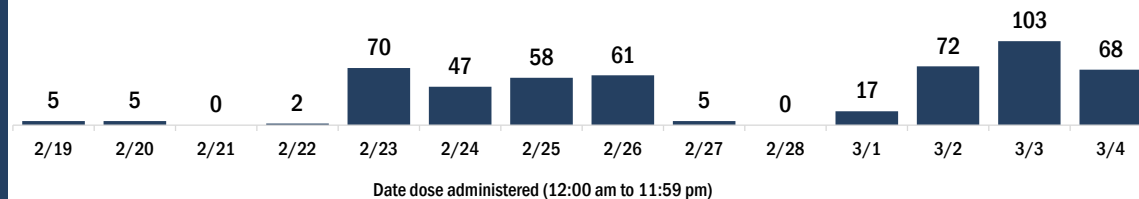
Demographic summary	First dose	Series complete	Total people vaccinated
<b>Age group</b>	<b>1,716</b>	<b>3,666</b>	<b>5,382</b>
16-24 years	15	29	44
25-34 years	26	60	86
35-44 years	46	83	129
45-54 years	70	109	179
55-64 years	228	221	449
65-74 years	806	1,565	2,371
75-84 years	398	1,169	1,567
85+ years	127	430	557
<b>Race</b>	<b>1,716</b>	<b>3,666</b>	<b>5,382</b>
White	1,195	2,514	3,709
Black	162	171	333
American Indian/Alaskan	1	3	4
Other	103	266	369
Unknown	255	712	967
<b>Other race</b> includes Asian, native Hawaiian/Pacific Islander, or other.			
<b>Ethnicity</b>	<b>1,716</b>	<b>3,666</b>	<b>5,382</b>
Hispanic	41	42	83
Non-Hispanic	793	1,564	2,357
Unknown	882	2,060	2,942
<b>Gender</b>	<b>1,716</b>	<b>3,666</b>	<b>5,382</b>
Female	1,002	2,158	3,160
Male	714	1,508	2,222
Unknown	0	0	0

## COVID-19 doses administered for the past 2 weeks

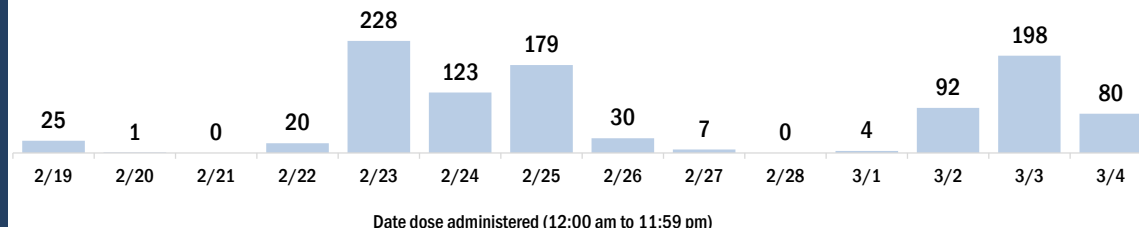


## Persons vaccinated for COVID-19 for the past 2 weeks

Number of persons who received their first dose of a two-dose series of the COVID-19 vaccine



Number of persons who completed the COVID-19 vaccine series



# COVID-19: Taylor County vaccine summary

Vaccination data through Mar 4, 2021 as of Mar 5, 2021 at 12:05 AM

Data in this report are provisional and subject to change.

Data in this summary pertain to COVID-19 vaccines approved by the U.S. Food and Drug Administration and have been issued an Emergency Use Authorization (Janssen COVID-19 Vaccine, Moderna COVID-19 Vaccine and Pfizer-BioNTech COVID-19 Vaccine). These data summarize the number of people who have received either their first dose or have completed the series for a COVID-19 vaccine. **A person can only be counted in one category, first dose or series complete.** For persons receiving Moderna or Pfizer vaccines, once they receive their second dose, they are moved from the first dose column to the series completed column. **Because of this, the total first dose category may show a change from report to report not matching the total receiving their first dose from the previous day.** Persons receiving Johnson & Johnson vaccines will always be counted in the series completed column.

## COVID-19 doses for vaccinated persons in Florida

**Doses administered** 4,724

People receiving one dose of a 1-dose series (Johnson & Johnson) or receiving only one dose of a 2-dose series (Moderna, Pfizer) count once. Persons receiving both doses of a 2-dose series count twice.

## Current status of persons vaccinated for COVID-19 in Florida

**Total people vaccinated** 3,068

First dose 1,412

Series completed 1,656

Completed 1-dose series 0

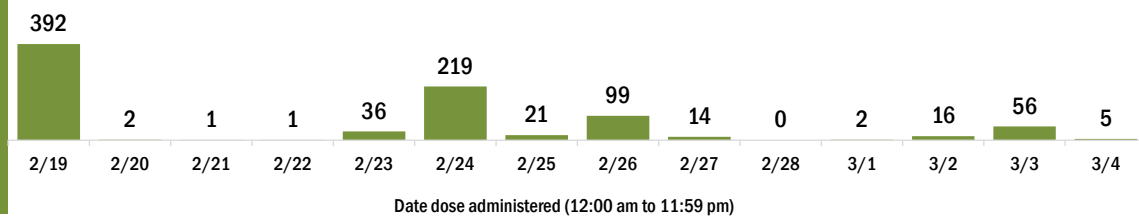
Completed 2-dose series 1,656

**First dose:** current number of people who have only received their first dose of the Moderna or Pfizer vaccine.

**Series complete:** current number of people who have received both Moderna or Pfizer vaccine doses or one Johnson & Johnson dose and are considered fully immunized.

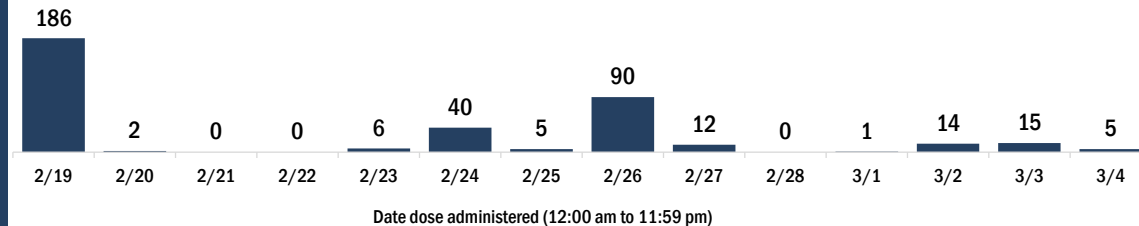
Demographic summary	First dose	Series complete	Total people vaccinated
<b>Age group</b>	<b>1,412</b>	<b>1,656</b>	<b>3,068</b>
16-24 years	25	8	33
25-34 years	25	29	54
35-44 years	38	25	63
45-54 years	80	51	131
55-64 years	232	137	369
65-74 years	588	763	1,351
75-84 years	323	502	825
85+ years	101	141	242
<b>Race</b>	<b>1,412</b>	<b>1,656</b>	<b>3,068</b>
White	967	1,177	2,144
Black	149	107	256
American Indian/Alaskan	8	6	14
Other	48	158	206
Unknown	240	208	448
<b>Other race</b> includes Asian, native Hawaiian/Pacific Islander, or other.			
<b>Ethnicity</b>	<b>1,412</b>	<b>1,656</b>	<b>3,068</b>
Hispanic	12	18	30
Non-Hispanic	709	621	1,330
Unknown	691	1,017	1,708
<b>Gender</b>	<b>1,412</b>	<b>1,656</b>	<b>3,068</b>
Female	762	923	1,685
Male	650	733	1,383
Unknown	0	0	0

## COVID-19 doses administered for the past 2 weeks

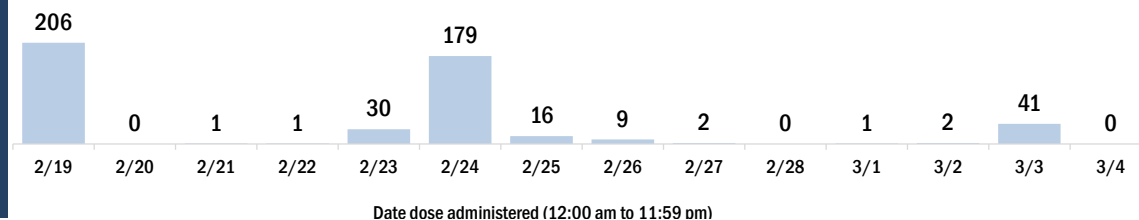


## Persons vaccinated for COVID-19 for the past 2 weeks

### Number of persons who received their first dose of a two-dose series of the COVID-19 vaccine



### Number of persons who completed the COVID-19 vaccine series



# COVID-19: Union County vaccine summary

Vaccination data through Mar 4, 2021 as of Mar 5, 2021 at 12:05 AM

Data in this report are provisional and subject to change.

Data in this summary pertain to COVID-19 vaccines approved by the U.S. Food and Drug Administration and have been issued an Emergency Use Authorization (Janssen COVID-19 Vaccine, Moderna COVID-19 Vaccine and Pfizer-BioNTech COVID-19 Vaccine). These data summarize the number of people who have received either their first dose or have completed the series for a COVID-19 vaccine. **A person can only be counted in one category, first dose or series complete.** For persons receiving Moderna or Pfizer vaccines, once they receive their second dose, they are moved from the first dose column to the series completed column. **Because of this, the total first dose category may show a change from report to report not matching the total receiving their first dose from the previous day.** Persons receiving Johnson & Johnson vaccines will always be counted in the series completed column.

## COVID-19 doses for vaccinated persons in Florida

**Doses administered** 2,273

People receiving one dose of a 1-dose series (Johnson & Johnson) or receiving only one dose of a 2-dose series (Moderna, Pfizer) count once. Persons receiving both doses of a 2-dose series count twice.

## Current status of persons vaccinated for COVID-19 in Florida

**Total people vaccinated** 1,287

First dose 301

Series completed 986

Completed 1-dose series 0

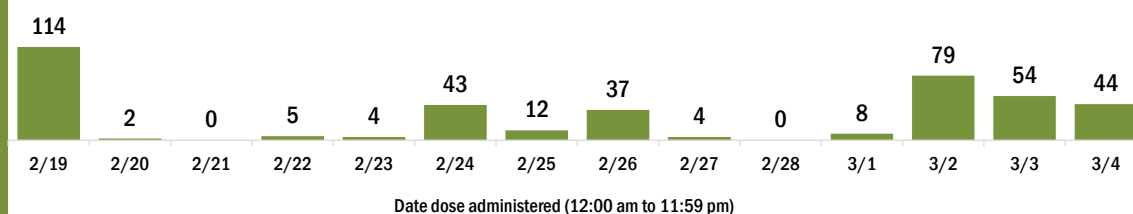
Completed 2-dose series 986

**First dose:** current number of people who have only received their first dose of the Moderna or Pfizer vaccine.

**Series complete:** current number of people who have received both Moderna or Pfizer vaccine doses or one Johnson & Johnson dose and are considered fully immunized.

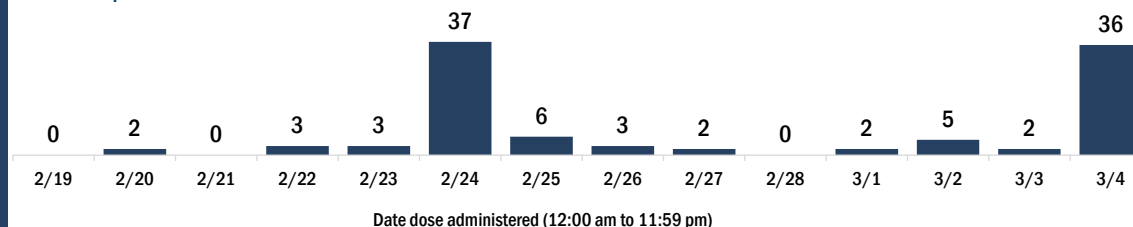
Demographic summary	First dose	Series complete	Total people vaccinated
<b>Age group</b>	<b>301</b>	<b>986</b>	<b>1,287</b>
16-24 years	2	8	10
25-34 years	10	42	52
35-44 years	10	32	42
45-54 years	16	37	53
55-64 years	48	70	118
65-74 years	131	438	569
75-84 years	65	277	342
85+ years	19	82	101
<b>Race</b>	<b>301</b>	<b>986</b>	<b>1,287</b>
White	231	820	1,051
Black	30	56	86
American Indian/Alaskan	4	8	12
Other	29	89	118
Unknown	7	13	20
<b>Other race</b> includes Asian, native Hawaiian/Pacific Islander, or other.			
<b>Ethnicity</b>	<b>301</b>	<b>986</b>	<b>1,287</b>
Hispanic	5	16	21
Non-Hispanic	246	921	1,167
Unknown	50	49	99
<b>Gender</b>	<b>301</b>	<b>986</b>	<b>1,287</b>
Female	177	558	735
Male	124	428	552
Unknown	0	0	0

## COVID-19 doses administered for the past 2 weeks

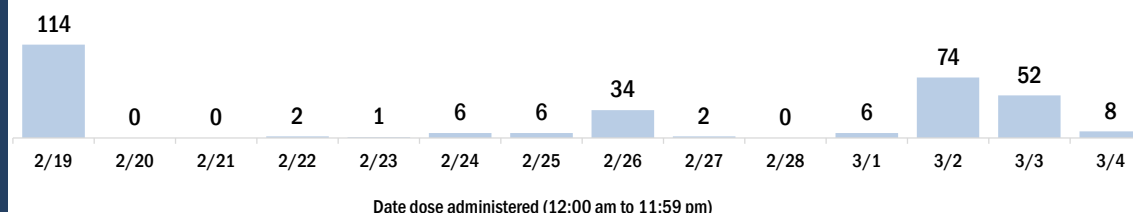


## Persons vaccinated for COVID-19 for the past 2 weeks

### Number of persons who received their first dose of a two-dose series of the COVID-19 vaccine



### Number of persons who completed the COVID-19 vaccine series





# COVID-19: Volusia County vaccine summary

Vaccination data through Mar 4, 2021 as of Mar 5, 2021 at 12:05 AM

Data in this report are provisional and subject to change.

Data in this summary pertain to COVID-19 vaccines approved by the U.S. Food and Drug Administration and have been issued an Emergency Use Authorization (Janssen COVID-19 Vaccine, Moderna COVID-19 Vaccine and Pfizer-BioNTech COVID-19 Vaccine). These data summarize the number of people who have received either their first dose or have completed the series for a COVID-19 vaccine. **A person can only be counted in one category, first dose or series complete.** For persons receiving Moderna or Pfizer vaccines, once they receive their second dose, they are moved from the first dose column to the series completed column. **Because of this, the total first dose category may show a change from report to report not matching the total receiving their first dose from the previous day.** Persons receiving Johnson & Johnson vaccines will always be counted in the series completed column.

## COVID-19 doses for vaccinated persons in Florida

**Doses administered** 132,709

People receiving one dose of a 1-dose series (Johnson & Johnson) or receiving only one dose of a 2-dose series (Moderna, Pfizer) count once. Persons receiving both doses of a 2-dose series count twice.

## Current status of persons vaccinated for COVID-19 in Florida

**Total people vaccinated** 85,166

First dose 37,620

Series completed 47,546

Completed 1-dose series 3

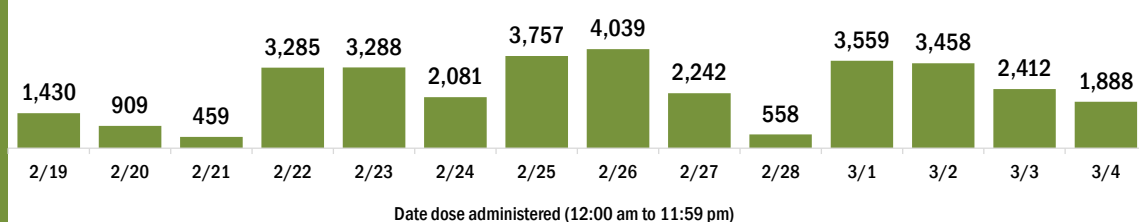
Completed 2-dose series 47,543

**First dose:** current number of people who have only received their first dose of the Moderna or Pfizer vaccine.

**Series complete:** current number of people who have received both Moderna or Pfizer vaccine doses or one Johnson & Johnson dose and are considered fully immunized.

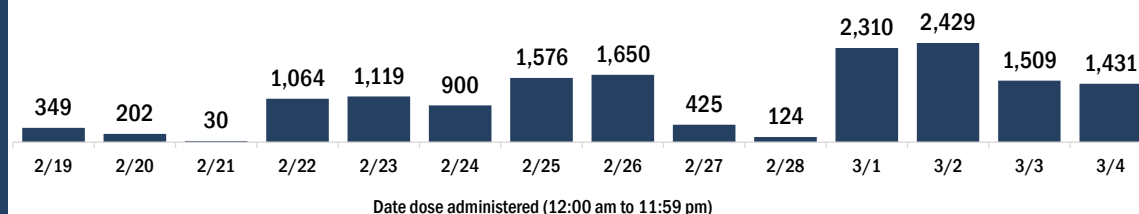
Demographic summary	First dose	Series complete	Total people vaccinated
<b>Age group</b>	<b>37,620</b>	<b>47,546</b>	<b>85,166</b>
16-24 years	280	525	805
25-34 years	557	1,514	2,071
35-44 years	742	2,022	2,764
45-54 years	1,366	2,820	4,186
55-64 years	2,701	4,354	7,055
65-74 years	17,794	20,697	38,491
75-84 years	10,737	11,073	21,810
85+ years	3,443	4,541	7,984
<b>Race</b>	<b>37,620</b>	<b>47,546</b>	<b>85,166</b>
White	23,540	27,986	51,526
Black	1,727	1,025	2,752
American Indian/Alaskan	176	141	317
Other	3,136	9,411	12,547
Unknown	9,041	8,983	18,024
<b>Other race</b> includes Asian, native Hawaiian/Pacific Islander, or other.			
<b>Ethnicity</b>	<b>37,620</b>	<b>47,546</b>	<b>85,166</b>
Hispanic	1,492	1,072	2,564
Non-Hispanic	16,106	18,199	34,305
Unknown	20,022	28,275	48,297
<b>Gender</b>	<b>37,620</b>	<b>47,546</b>	<b>85,166</b>
Female	21,620	27,906	49,526
Male	15,429	19,258	34,687
Unknown	571	382	953

## COVID-19 doses administered for the past 2 weeks

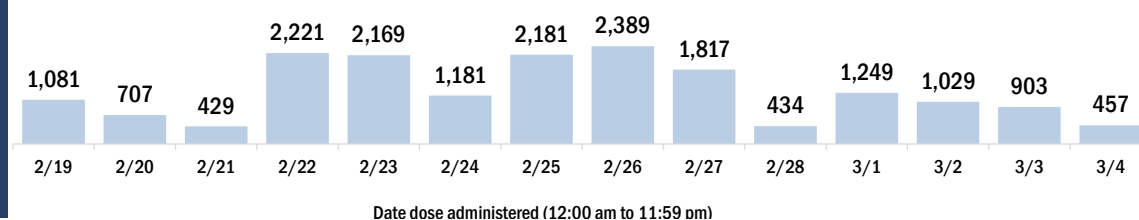


## Persons vaccinated for COVID-19 for the past 2 weeks

### Number of persons who received their first dose of a two-dose series of the COVID-19 vaccine



### Number of persons who completed the COVID-19 vaccine series



# COVID-19: Wakulla County vaccine summary

Vaccination data through Mar 4, 2021 as of Mar 5, 2021 at 12:05 AM

Data in this report are provisional and subject to change.

Data in this summary pertain to COVID-19 vaccines approved by the U.S. Food and Drug Administration and have been issued an Emergency Use Authorization (Janssen COVID-19 Vaccine, Moderna COVID-19 Vaccine and Pfizer-BioNTech COVID-19 Vaccine). These data summarize the number of people who have received either their first dose or have completed the series for a COVID-19 vaccine. **A person can only be counted in one category, first dose or series complete.** For persons receiving Moderna or Pfizer vaccines, once they receive their second dose, they are moved from the first dose column to the series completed column. **Because of this, the total first dose category may show a change from report to report not matching the total receiving their first dose from the previous day.** Persons receiving Johnson & Johnson vaccines will always be counted in the series completed column.

## COVID-19 doses for vaccinated persons in Florida

**Doses administered** 8,385

People receiving one dose of a 1-dose series (Johnson & Johnson) or receiving only one dose of a 2-dose series (Moderna, Pfizer) count once. Persons receiving both doses of a 2-dose series count twice.

## Current status of persons vaccinated for COVID-19 in Florida

**Total people vaccinated** 5,355

First dose 2,325

Series completed 3,030

Completed 1-dose series 0

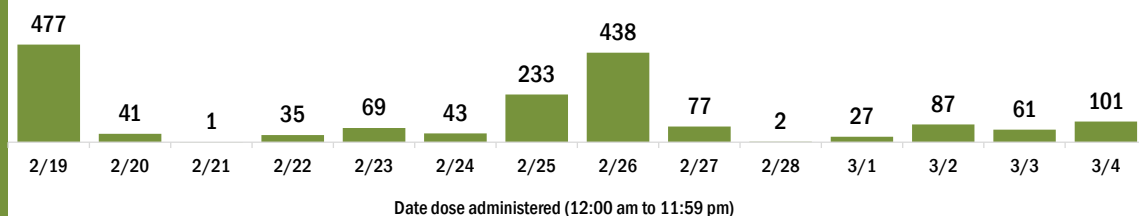
Completed 2-dose series 3,030

**First dose:** current number of people who have only received their first dose of the Moderna or Pfizer vaccine.

**Series complete:** current number of people who have received both Moderna or Pfizer vaccine doses or one Johnson & Johnson dose and are considered fully immunized.

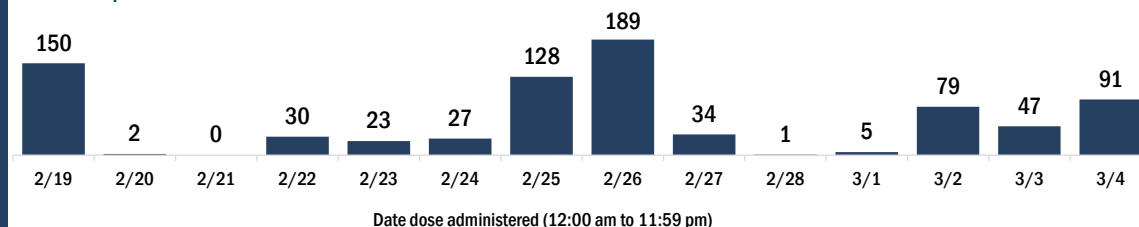
Demographic summary	First dose	Series complete	Total people vaccinated
<b>Age group</b>	2,325	3,030	5,355
16-24 years	23	23	46
25-34 years	64	91	155
35-44 years	127	110	237
45-54 years	222	121	343
55-64 years	453	200	653
65-74 years	936	1,537	2,473
75-84 years	398	765	1,163
85+ years	102	183	285
<b>Race</b>	2,325	3,030	5,355
White	1,690	2,299	3,989
Black	142	152	294
American Indian/Alaskan	8	15	23
Other	247	408	655
Unknown	238	156	394
<b>Other race</b> includes Asian, native Hawaiian/Pacific Islander, or other.			
<b>Ethnicity</b>	2,325	3,030	5,355
Hispanic	28	27	55
Non-Hispanic	1,459	2,236	3,695
Unknown	838	767	1,605
<b>Gender</b>	2,325	3,030	5,355
Female	1,350	1,663	3,013
Male	974	1,366	2,340
Unknown	1	1	2

## COVID-19 doses administered for the past 2 weeks

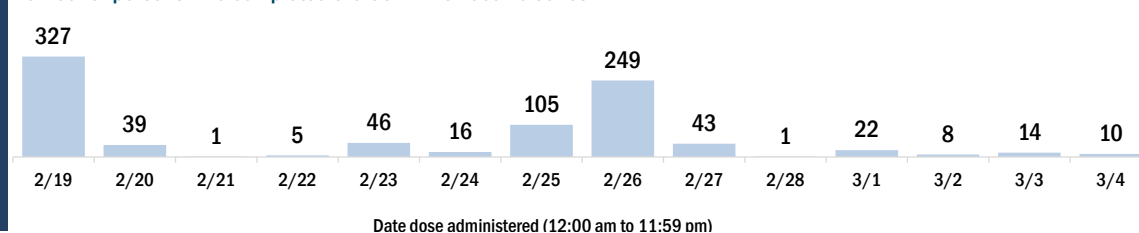


## Persons vaccinated for COVID-19 for the past 2 weeks

### Number of persons who received their first dose of a two-dose series of the COVID-19 vaccine



### Number of persons who completed the COVID-19 vaccine series



# COVID-19: Walton County vaccine summary

Vaccination data through Mar 4, 2021 as of Mar 5, 2021 at 12:05 AM

Data in this report are provisional and subject to change.

Data in this summary pertain to COVID-19 vaccines approved by the U.S. Food and Drug Administration and have been issued an Emergency Use Authorization (Janssen COVID-19 Vaccine, Moderna COVID-19 Vaccine and Pfizer-BioNTech COVID-19 Vaccine). These data summarize the number of people who have received either their first dose or have completed the series for a COVID-19 vaccine. **A person can only be counted in one category, first dose or series complete.** For persons receiving Moderna or Pfizer vaccines, once they receive their second dose, they are moved from the first dose column to the series completed column. **Because of this, the total first dose category may show a change from report to report not matching the total receiving their first dose from the previous day.** Persons receiving Johnson & Johnson vaccines will always be counted in the series completed column.

## COVID-19 doses for vaccinated persons in Florida

**Doses administered** 18,379

People receiving one dose of a 1-dose series (Johnson & Johnson) or receiving only one dose of a 2-dose series (Moderna, Pfizer) count once. Persons receiving both doses of a 2-dose series count twice.

## Current status of persons vaccinated for COVID-19 in Florida

**Total people vaccinated** 11,392

First dose 4,405

Series completed 6,987

Completed 1-dose series 0

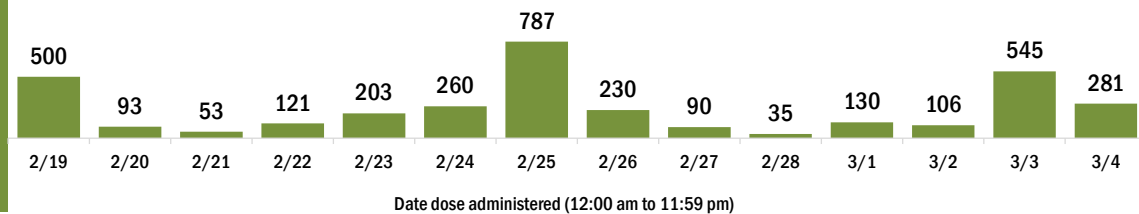
Completed 2-dose series 6,987

**First dose:** current number of people who have only received their first dose of the Moderna or Pfizer vaccine.

**Series complete:** current number of people who have received both Moderna or Pfizer vaccine doses or one Johnson & Johnson dose and are considered fully immunized.

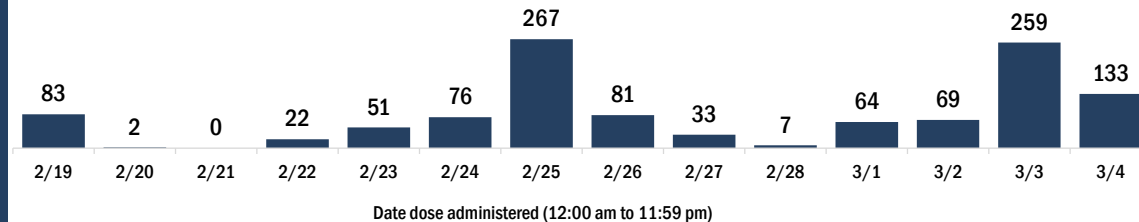
Demographic summary	First dose	Series complete	Total people vaccinated
<b>Age group</b>	<b>4,405</b>	<b>6,987</b>	<b>11,392</b>
16-24 years	31	36	67
25-34 years	102	105	207
35-44 years	211	185	396
45-54 years	297	268	565
55-64 years	625	524	1,149
65-74 years	2,051	3,726	5,777
75-84 years	884	1,654	2,538
85+ years	204	489	693
<b>Race</b>	<b>4,405</b>	<b>6,987</b>	<b>11,392</b>
White	3,354	5,382	8,736
Black	88	94	182
American Indian/Alaskan	13	19	32
Other	213	333	546
Unknown	737	1,159	1,896
<b>Other race</b> includes Asian, native Hawaiian/Pacific Islander, or other.			
<b>Ethnicity</b>	<b>4,405</b>	<b>6,987</b>	<b>11,392</b>
Hispanic	63	67	130
Non-Hispanic	2,900	4,552	7,452
Unknown	1,442	2,368	3,810
<b>Gender</b>	<b>4,405</b>	<b>6,987</b>	<b>11,392</b>
Female	2,346	3,864	6,210
Male	2,057	3,122	5,179
Unknown	2	1	3

## COVID-19 doses administered for the past 2 weeks

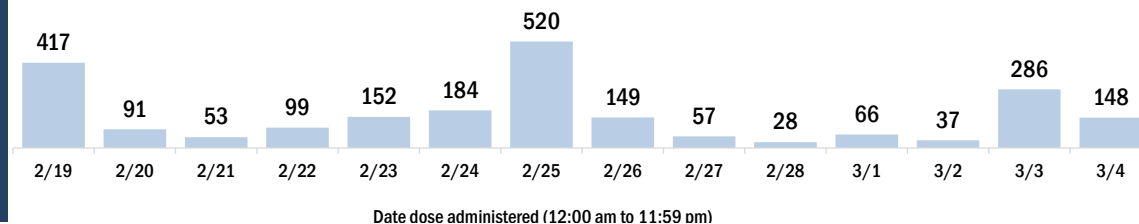


## Persons vaccinated for COVID-19 for the past 2 weeks

### Number of persons who received their first dose of a two-dose series of the COVID-19 vaccine



### Number of persons who completed the COVID-19 vaccine series



# COVID-19: Washington County vaccine summary

Vaccination data through Mar 4, 2021 as of Mar 5, 2021 at 12:05 AM

Data in this report are provisional and subject to change.

Data in this summary pertain to COVID-19 vaccines approved by the U.S. Food and Drug Administration and have been issued an Emergency Use Authorization (Janssen COVID-19 Vaccine, Moderna COVID-19 Vaccine and Pfizer-BioNTech COVID-19 Vaccine). These data summarize the number of people who have received either their first dose or have completed the series for a COVID-19 vaccine. **A person can only be counted in one category, first dose or series complete.** For persons receiving Moderna or Pfizer vaccines, once they receive their second dose, they are moved from the first dose column to the series completed column. **Because of this, the total first dose category may show a change from report to report not matching the total receiving their first dose from the previous day.** Persons receiving Johnson & Johnson vaccines will always be counted in the series completed column.

## COVID-19 doses for vaccinated persons in Florida

**Doses administered** 4,435

People receiving one dose of a 1-dose series (Johnson & Johnson) or receiving only one dose of a 2-dose series (Moderna, Pfizer) count once. Persons receiving both doses of a 2-dose series count twice.

## Current status of persons vaccinated for COVID-19 in Florida

**Total people vaccinated** 2,834

First dose 1,233

Series completed 1,601

Completed 1-dose series 0

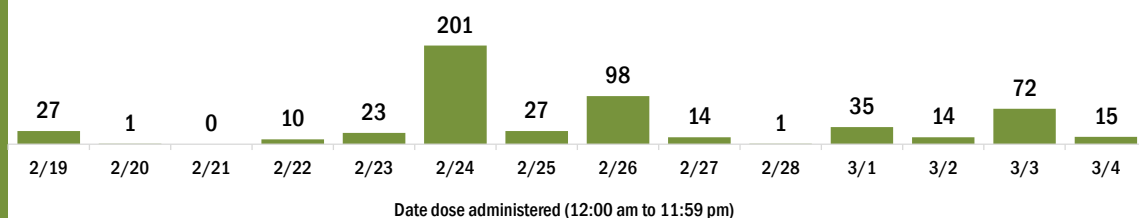
Completed 2-dose series 1,601

**First dose:** current number of people who have only received their first dose of the Moderna or Pfizer vaccine.

**Series complete:** current number of people who have received both Moderna or Pfizer vaccine doses or one Johnson & Johnson dose and are considered fully immunized.

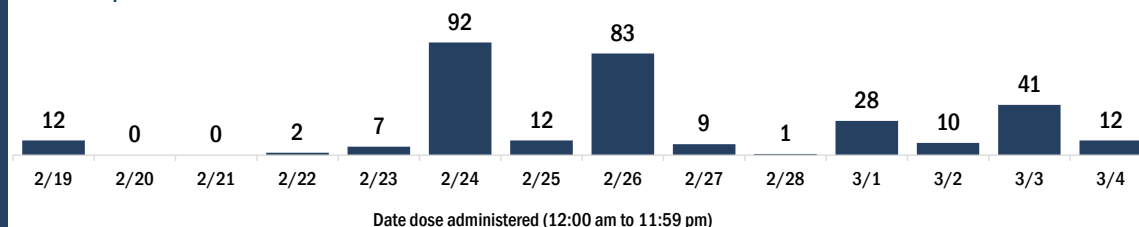
Demographic summary	First dose	Series complete	Total people vaccinated
<b>Age group</b>	1,233	1,601	2,834
16-24 years	10	11	21
25-34 years	36	35	71
35-44 years	44	62	106
45-54 years	92	95	187
55-64 years	175	156	331
65-74 years	499	676	1,175
75-84 years	271	423	694
85+ years	106	143	249
<b>Race</b>	1,233	1,601	2,834
White	1,010	1,238	2,248
Black	107	111	218
American Indian/Alaskan	10	18	28
Other	50	115	165
Unknown	56	119	175
<b>Other race</b> includes Asian, native Hawaiian/Pacific Islander, or other.			
<b>Ethnicity</b>	1,233	1,601	2,834
Hispanic	8	16	24
Non-Hispanic	943	1,170	2,113
Unknown	282	415	697
<b>Gender</b>	1,233	1,601	2,834
Female	642	909	1,551
Male	591	692	1,283
Unknown	0	0	0

## COVID-19 doses administered for the past 2 weeks



## Persons vaccinated for COVID-19 for the past 2 weeks

### Number of persons who received their first dose of a two-dose series of the COVID-19 vaccine



### Number of persons who completed the COVID-19 vaccine series

