

Weekly SARS-CoV-2 IgG and total antibody results for Florida

Data through Jan 28, 2021 verified as of Jan 29, 2021 at 09:25 AM

Data in this report are provisional and subject to change.

Results are reported from commercial laboratory doing serologic testing for COVID-19 IgG or total antibody (IgM and IgG). The performance of the individual commercial laboratory tests used is not known.

Summary

Total tested	873,644
Positive	127,252
Negative	746,062
Inconclusive	330

Profile age group	Positive	Negative	Inconclusive	Total tested	Percent positivity
0-4 years	671	2,281	8	2,960	22.67%
5-14 years	2,607	10,164	6	12,777	20.40%
15-24 years	12,424	47,720	35	60,179	20.65%
25-34 years	15,532	81,079	42	96,653	16.07%
35-44 years	18,627	107,908	47	126,582	14.72%
45-54 years	24,351	137,180	41	161,572	15.07%
55-64 years	24,718	161,417	55	186,190	13.28%
65-74 years	18,428	131,761	57	150,246	12.27%
75-84 years	7,860	54,138	28	62,026	12.67%
85+ years	1,992	12,060	11	14,063	14.16%
Unknown	42	354	0	396	10.61%
Total	127,252	746,062	330	873,644	14.57%

Gender	Positive	Negative	Inconclusive	Total tested	Percent positivity
Female	69,124	412,864	164	482,152	14.34%
Male	57,882	331,060	165	389,107	14.88%
Unknown	246	2,138	1	2,385	10.31%
Total	127,252	746,062	330	873,644	14.57%

Race	Positive	Negative	Inconclusive	Total tested	Percent positivity
White	70,876	336,431	132	407,439	17.40%
Unknown	30,592	312,035	128	342,755	8.93%
Other	16,702	66,951	42	83,695	19.96%
Black	9,082	30,645	28	39,755	22.84%
Total	127,252	746,062	330	873,644	14.57%

Ethnicity	Positive	Negative	Inconclusive	Total tested	Percent positivity
Unknown	34,818	353,412	147	388,377	8.97%
Nhispanic	59,181	290,847	115	350,143	16.90%
Hispanic	33,253	101,803	68	135,124	24.61%
Total	127,252	746,062	330	873,644	14.57%

For further information about antibody testing please visit the CDC website:

<https://www.cdc.gov/coronavirus/2019-ncov/lab/resources/antibody-tests-guidelines.html>

<https://www.cdc.gov/coronavirus/2019-ncov/testing/serology-overview.html>

Weekly SARS-CoV-2 IgG and total antibody results for Florida

Data through Jan 28, 2021 verified as of Jan 29, 2021 at 09:25 AM

Data in this report are provisional and subject to change.

The numbers in the table below represent the number for whom test results were received by the Department of Health. A person can be tested by more than one laboratory and can have both positive and negative results. **Therefore, the sum of the numbers in each column will be larger than the total number of people tested.**

Reporting lab	Inconclusive	Negative	Positive	Percent positive	Total
QUEST DIAGNOSTICS	15	351,158	48,586	12.15%	399,759
LABORATORY CORPORATION OF AMERICA	320	173,591	30,702	15.00%	204,613
ONEBLOOD INC		119,088	24,311	16.95%	143,399
BIO REFERENCE LABORATORIES, INC		19,826	5,777	22.56%	25,603
MAYO CLINIC LABORATORIES	22	7,947	1,059	11.73%	9,028
NATIONWIDE LABORATORY SERVICES INC		6,569	553	7.76%	7,122
NCH NORTH NAPLES HOSPITAL LAB		6,378	529	7.66%	6,907
PALM BEACH COUNTY HEALTH DEPT LAB		5,074	945	15.70%	6,019
ST JOSEPHS HOSPITAL LABORATORY		5,220	658	11.19%	5,878
BAPTIST HEALTH SOUTH FLORIDA		4,149	829	16.65%	4,978
I PATHOLOGY LLC		4,171	140	3.25%	4,311
JACKSON MEMORIAL HOSPITAL CLINICAL LAB		2,809	1,433	33.78%	4,242
ADVENTIST HEALTH SYSTEMS SUNBELT INC DBA		3,786	340	8.24%	4,126
ADVENTHEALTH LAB		2,961	1,014	25.51%	3,975
MORTON PLANT HOSPITAL-ADLER INSTITUTE		2,793	642	18.69%	3,435
PWNHEALTH	2	2	3,206	99.88%	3,210
ORLANDO HEALTH SYSTEM		2,176	1,012	31.74%	3,188
FLORIDA MEDICAL CLINIC PA		2,444	427	14.87%	2,871
SARASOTA MEMORIAL HOSPITAL MAIN LAB		1,739	440	20.19%	2,179
JUPITER MEDICAL CENTER LAB		1,635	286	14.89%	1,921
BLOOD CENTER TESTING LABORATORY THE		1,418	490	25.68%	1,908
DESOTO MEMORIAL HOSPITAL		1,496	290	16.24%	1,786
LARKIN COMMUNITY HOSPITAL	1	1,039	381	26.81%	1,421
ADVENT HEALTH LAB		859	490	36.32%	1,349
ASCENSION ST VINCENT'S - RIVERSIDE		1,184	158	11.77%	1,342
NAPLES COMMUNITY HOSPITAL		1,103	218	16.50%	1,321
ASCENSION SACRED HEART HOSPITAL - PENSACOLA		1,021	208	16.92%	1,229
WEST KENDALL BAPTIST HOSPITAL		1,102	108	8.93%	1,210
ADVENTHEALTH CENTRA CARE LAKE BUENA VISTA		1,086	94	7.97%	1,180
LABTECH DIAGNOSTIC		1,013	148	12.75%	1,161
LEE HEALTH - CAPE CORAL HOSPITAL		936	185	16.50%	1,121
BETHESDA HOSPITAL EAST		1,066	54	4.82%	1,120
UNIVERSITY OF MIAMI HOSPITAL		941	127	11.89%	1,068
MEMORIAL REGIONAL HOSPITAL CLINICAL LABORATORY	78	628	240	25.37%	946
ADVENT HEALTH - DAYTONA BEACH		903	35	3.73%	938
LAKELAND REGIONAL MEDICAL CENTER		489	404	45.24%	893
WATSON CLINIC LLP		602	276	31.44%	878
ADVENTHEALTH CENTRA CARE WINTER GARDEN		774	56	6.75%	830
UF HEALTH JACKSONVILLE		680	138	16.87%	818
BPHL-JACKSONVILLE		634	135	17.56%	769
ASCEND CLINICAL		659	105	13.74%	764

Weekly SARS-CoV-2 IgG and total antibody results for Florida

Data through Jan 28, 2021 verified as of Jan 29, 2021 at 09:25 AM

Data in this report are provisional and subject to change.

The numbers in the table below represent the number for whom test results were received by the Department of Health. A person can be tested by more than one laboratory and can have both positive and negative results. **Therefore, the sum of the numbers in each column will be larger than the total number of people tested.**

Reporting lab	Inconclusive	Negative	Positive	Percent positive	Total
NCH NORTH NAPLES HOSPITAL		312	448	58.95%	760
CSL PLASMA		552	198	26.40%	750
ADVENTHEALTH CENTRA CARE HUNTERS CREEK		640	106	14.21%	746
NORTH SHORE LONG ISLAND JEWISH HEALTH		663	81	10.89%	744
AMERICAN HEALTH ASSOCIATES		571	139	19.58%	710
ADVENTHEALTH CENTRA CARE DR PHILLIPS		661	45	6.37%	706
ADVENTHEALTH CENTRA CARE WINTER PARK		642	43	6.28%	685
ADVENTHEALTH CENTRA CARE UNIVERSITY		637	27	4.07%	664
OCALA FAMILY MEDICAL CENTER INC	3	580	54	8.48%	637
UF HEALTH SHANDS HOSPITAL		535	86	13.85%	621
VIRACOR EUROFINS		525	90	14.63%	615
HOMESTEAD HOSPITAL CLINICAL LABORATORY		543	45	7.65%	588
BOSTON HEART DIAGNOSTICS CORP		469	114	19.55%	583
ADVENTHEALTH CENTRA CARE SANFORD		538	44	7.56%	582
ADVENTHEALTH CENTRA CARE ST CLOUD		506	73	12.61%	579
ADVENTHEALTH CENTRA CARE LEE ROAD		528	31	5.55%	559
ADVENTHEALTH CENTRA CARE KISSIMMEE		505	52	9.34%	557
ADVENTHEALTH CENTRA CARE CLERMONT		518	36	6.50%	554
FLORIDA CANCER SPECIALISTS & RESEARCH INSTITUTE		388	160	29.20%	548
ADVENTHEALTH CENTRA CARE SAND LAKE		509	36	6.61%	545
ALABAMA CLINICS		487	56	10.31%	543
ADVANCED URGENT CARE		516	22	4.09%	538
ADVENTHEALTH CENTRA CARE LAKE MARY		502	36	6.69%	538
ADVENTIST HEALTH SYSTEMS, SUNBELT INC		496	38	7.12%	534
AHCC WESLEY CHAPEL		476	55	10.36%	531
TESTING MATTERS INC		400	122	23.37%	522
ADVENTHEALTH CENTRA CARE APOPKA		450	66	12.79%	516
SARKIS CLINICAL TRIALS		432	80	15.63%	512
ADVENTHEALTH CENTRA CARE WATERFORD LAKES		462	47	9.23%	509
ADVENTHEALTH CENTRA CARE ORANGE LAKE		452	43	8.69%	495
HEALTH FIRST ADVENTHEALTH CENTRA CARE GATEWAY		459	30	6.13%	489
ADVENTHEALTH CENTRA CARE MOUNT DORA		435	46	9.56%	481
ADVENTHEALTH CENTRA CARE ALTAMONTE		431	31	6.71%	462
ECCO LAB GROUP CO		169	293	63.42%	462
ADVENTHEALTH CENTRA CARE LAKELAND		430	26	5.70%	456
GENESIS MEDICAL LABORATORY	1	311	134	30.04%	446

Weekly SARS-CoV-2 IgG and total antibody results for Florida

Data through Jan 28, 2021 verified as of Jan 29, 2021 at 09:25 AM

Data in this report are provisional and subject to change.

The numbers in the table below represent the number for whom test results were received by the Department of Health. A person can be tested by more than one laboratory and can have both positive and negative results. **Therefore, the sum of the numbers in each column will be larger than the total number of people tested.**

Reporting lab	Inconclusive	Negative	Positive	Percent positive	Total
ADVENTHEALTH CENTRA CARE PORT ORANGE		396	35	8.12%	431
HOLY CROSS HOSPITAL CLINICAL LAB	6	290	131	30.68%	427
ADVENTHEALTH CENTRA CARE AZALEA PARK		383	34	8.15%	417
CLINICAL REFERENCE LABORATORY		369	48	11.51%	417
ADVENTHEALTH CENTRA CARE OVIEDO		353	55	13.48%	408
SUNRISE MEDICAL LABORATORIES		333	62	15.70%	395
HEALTH FIRST ADVENTHEALTH CENTRA CARE TITUSVILLE		358	27	7.01%	385
RIVER TOWN DIAGNOSTIC LLC		307	64	17.25%	371
FLORIDA HOSPITAL - TAMPA		264	107	28.84%	371
EMPIRE CITY LABORATORIES INC		273	96	26.02%	369
BAPTIST HEALTHCARE - BAPTIST HOSPITAL		280	82	22.65%	362
ADVENTHEALTH CENTRA CARE COLONIAL TOWN		329	22	6.27%	351
ADVENTHEALTH CENTRA CARE LONGWOOD		319	23	6.73%	342
DYNIX DIAGNOSTIX		271	53	16.36%	324
HEALTH FIRST ADVENTHEALTH CENTRA CARE COCOA		304	17	5.30%	321
ADVENTHEALTH CENTRA CARE SOUTH ORANGE		287	32	10.03%	319
HEALTH FIRST ADVENTHEALTH CENTRA CARE MALABAR		258	26	9.15%	284
BAPTIST HEALTH - JACKSONVILLE	3	192	88	31.10%	283
AIT LABORATORIES		253	26	9.32%	279
JACKSON HOSPITAL CLINICAL LABORATORY		238	39	14.08%	277
ADVENTHEALTH CENTRA CARE LEESBURG		247	29	10.51%	276
ADVENTIST HEALTH SYSTEMS SUNBELT IN DBA		255	19	6.93%	274
MEDONE URGENT CARE CENTER		268	3	1.11%	271
ARUP LABORATORIES	3	212	35	14.00%	250
ACCESS MEDICAL LABORATORIES		155	87	35.95%	242
ADVENTHEALTH CENTRA CARE KIDS LAKE MARY		223	11	4.70%	234
SELECT LABORATORIES - MARION COUNTY, FL LLC	1	198	34	14.59%	233
BAPTIST HEALTHCARE - GULF BREEZE HOSPITAL		189	38	16.74%	227
FLORIDA CANCER SPECIALISTS AND RESEARCH		143	79	35.59%	222
WALGREENS		200	21	9.50%	221
PWN HEALTH	1	157	63	28.51%	221
FLORIDA HOSPITAL FLAGLER		178	42	19.09%	220
HOSPITAL FOR SPECIAL SURGERY		207	6	2.82%	213
HOLMES REG MED CENTER CLINICAL LAB		169	44	20.66%	213

Weekly SARS-CoV-2 IgG and total antibody results for Florida

Data through Jan 28, 2021 verified as of Jan 29, 2021 at 09:25 AM

Data in this report are provisional and subject to change.

The numbers in the table below represent the number for whom test results were received by the Department of Health. A person can be tested by more than one laboratory and can have both positive and negative results. **Therefore, the sum of the numbers in each column will be larger than the total number of people tested.**

Reporting lab	Inconclusive	Negative	Positive	Percent positive	Total
MILLENNIUM PHYSICIAN GROUP LLC		175	37	17.45%	212
NCH DOWNTOWN NAPLES HOSPITAL		145	64	30.62%	209
ADVENT HEALTH CENTRA CARE -WINTER PARK KIDS URGENT CARE		192	10	4.95%	202
ADVANCED URGENT CARE OF MARATHON	1	179	21	10.45%	201
ADVENTHEALTH CENTRA CARE CONWAY		165	28	14.51%	193
FLORIDA LABORATORY ANALYSIS		141	52	26.94%	193
WESTCHESTER HOSPITAL		147	43	22.63%	190
PIONEER CLINICAL LAB, LLC		175	14	7.41%	189
DOCTORS HOSPITAL		95	93	49.47%	188
CSL PLASMA INC		67	112	62.57%	179
OCALA FAMILY MEDICAL CENTER	1	165	10	5.68%	176
DEPARTMENT OF CLINICAL LABS		164	6	3.53%	170
ABSOLUTE HEALTH		154	16	9.41%	170
LENCO MEDICAL LABORATORY		149	20	11.83%	169
BAYFRONT HEALTH - ST PETERSBURG		134	32	19.28%	166
NEW YORK HOSPITAL LABORATORIES	1	140	25	15.06%	166
MILLENNIUM PHYSICIAN GROUP		121	45	27.11%	166
ADVENTHEALTH CENTRA CARE		147	15	9.26%	162
PRIMARY CARE OF THE TREASURE COAST		126	26	17.11%	152
MYTEST DIAGNOSTICS		108	42	28.00%	150
EXPRESS CARE OF BELLEVUE	2	141	7	4.67%	150
XERA MED RESEARCH		89	57	39.04%	146
UHEALTH CORAL GABLES/LENNAR MED CTR		104	33	24.09%	137
MIDWAY SPECIALTY CARE CENTER DIAGNOSTICS		92	43	31.85%	135
AHALABS		93	40	30.08%	133
FLORIDA HOSPITAL HEARTLAND MED CTR CLINICAL LAB		88	38	30.16%	126
PALMETTO GENERAL HOSPITAL LAB		88	33	27.27%	121
CAREMOUNT MEDICAL - PATHOLOGY		114	5	4.20%	119
GESSLER CLINIC	1	88	29	24.58%	118
NONA SCIENTIFIC		101	17	14.41%	118
UNITED CLINICAL LABORATORY LLC		116	1	0.85%	117
INTERNATIONAL MEDICAL LABORATORY INC		106	9	7.83%	115
ENZO CLINICAL LABS INC		99	13	11.61%	112
BVL/LITTLE ANGEL PEDIATRICS		92	11	10.68%	103
ALL CHILDREN'S HOSPITAL		69	27	28.13%	96
NORTH PINELLAS STATMED QUICK QUALITY CLINICS		91	3	3.19%	94
BELLEVUE HOSPITAL CENTER DEPARTMENT		85	8	8.60%	93

Weekly SARS-CoV-2 IgG and total antibody results for Florida

Data through Jan 28, 2021 verified as of Jan 29, 2021 at 09:25 AM

Data in this report are provisional and subject to change.

The numbers in the table below represent the number for whom test results were received by the Department of Health. A person can be tested by more than one laboratory and can have both positive and negative results. **Therefore, the sum of the numbers in each column will be larger than the total number of people tested.**

Reporting lab	Inconclusive	Negative	Positive	Percent positive	Total
HENDRY REGIONAL MEDICAL CENTER CLINICAL LABORATORY		1	89	98.89%	90
NYU HOSPITALS CENTER CLINICAL LABORATORIES		77	13	14.44%	90
FUNCTIONAL FLUIDICS LLC	1	79	10	11.11%	90
ADVANCED UROLOGY ASSOCIATES OF FLORIDA		85	5	5.56%	90
HEALTH CENTER AT SINAI RESIDENCES		70	18	20.45%	88
MOUNT SINAI LABORATORY		73	12	14.12%	85
CAPE CANAVERAL HOSPITAL		65	19	22.62%	84
GULFVIEW MEDICAL INSTITUTE		83	1	1.19%	84
ESTERO FIRE RESCUE		74	7	8.64%	81
CERNERELR_ADVENT		43	35	44.87%	78
TRINITY SPRINGS		44	34	43.59%	78
COASTAL INTERNAL MEDICINE		70	7	9.09%	77
MEADOWCREST FAMILY PHYSICIANS		75	1	1.32%	76
UNKNOWN		48	26	35.14%	74
NEW YORK PRESBYTERIAN - CUMC CLINICAL		62	12	16.22%	74
US BIOTEK LABORATORIES		62	10	13.89%	72
CHARLES AIESI CONSULTING INC		52	17	24.64%	69
NEIGHBORHOOD MEDICAL CENTER INC		58	10	14.71%	68
SURFSIDE URGENT CARE		46	21	31.34%	67
FLORIDA HOSPITAL WATERMAN LABORATORY		47	20	29.85%	67
ASSOCIATED PATHOLOGISTS, LLC		48	19	28.36%	67
PINELLAS CARE CLINIC		49	13	20.97%	62
NEO GENOMICS - FORT MYERS		61	1	1.61%	62
ANNE BATES LEACH EYE HOSPITAL/ ABLEH MICROBIOLOGY LABORATORY		58	4	6.45%	62
ACCESS POINT HEALTHCARE URGENT & PRIMARY CARE		17	45	72.58%	62
SUNCOAST PATHOLOGY ASSOCIATES		40	21	34.43%	61
STONY BROOK SOUTHAMPTON		55	3	5.17%	58
CSL PLASMA CENTER		15	42	73.68%	57
WHITE WILSON MEDICAL CENTER			56	100.00%	56
MEDFAST URGENT CARE CENTERS LLC		54	2	3.57%	56
SAINT MARY'S MEDICAL CENTER		30	25	45.45%	55
NEIGHBORHOOD MEDICAL CENTER		49	4	7.55%	53
FAMILY CARE PARTNERS OF NORTHEAST FLORIDA LLC		36	17	32.08%	53
BAPTIST HEALTH - SOUTH		46	7	13.21%	53
HEALTHLINK DIAGNOSTIC LABORATORIES		33	18	35.29%	51
BPHL-MIAMI		43	8	15.69%	51
DOC SMILEY'S URGENT CARE		51			51
NORTH SHORE MEDICAL CENTER		30	19	38.78%	49

Weekly SARS-CoV-2 IgG and total antibody results for Florida

Data through Jan 28, 2021 verified as of Jan 29, 2021 at 09:25 AM

Data in this report are provisional and subject to change.

The numbers in the table below represent the number for whom test results were received by the Department of Health. A person can be tested by more than one laboratory and can have both positive and negative results. **Therefore, the sum of the numbers in each column will be larger than the total number of people tested.**

Reporting lab	Inconclusive	Negative	Positive	Percent positive	Total
HIALEAH HOSPITAL		21	28	57.14%	49
INN AT ASTON GARDENS, THE		43	5	10.42%	48
BVL PEDIATRICS		46	1	2.13%	47
CLINICAL PATHOLOGY LABS INC		29	17	36.96%	46
LPG COCONUT POINT		24	21	46.67%	45
MAXHEALTH		33	10	23.26%	43
HENDRY REGIONAL MEDICAL CENTER		36	6	14.29%	42
FLORIDA HOSPITAL DELAND		37	5	11.90%	42
INSTITUTE OF PATHOLOGY KINGS COUNTY		39	3	7.14%	42
FAMILY CARE PARTNERS OF NE FLORIDA LLC		31	10	24.39%	41
PROHEALTH		8	31	79.49%	39
WELLINGTON REGIONAL MED CTR LAB		21	17	44.74%	38
MIDWAY SPECIATLY CARE CENTER		5	33	86.84%	38
NORTH CENTRAL BRONX HOSPITAL		36			36
VIERA HOSPITAL, INC		28	6	17.65%	34
RCA LABORATORY SERVICES, LLC		17	16	48.48%	33
ADVANCED URGENT CARE CENTER OF THE UPPER KEYS		16	17	51.52%	33
JACOBI MEDICAL CENTER		32			32
MULBERRY'S MOBILE PROVIDER SERVICES LLC			31	100.00%	31
LINCOLN MEDICAL AND MENTAL HEALTH CENTER		29	2	6.45%	31
WALGREEN		28	2	6.67%	30
LILY PHARMACY		17	13	43.33%	30
SUMMIT MEDICAL GROUP PA		28	1	3.45%	29
PALM BEACH GARDENS MEDICAL CTR LAB		13	16	55.17%	29
DELRAY MEDICAL CENTER LAB		23	5	17.86%	28
LABORATORY OF FLORIDA LLC		20	8	28.57%	28
WADSWORTH CENTER - DAVID AXELROD INSTITUTE	1	25	1	3.70%	27
WHITE PLAINS HOSPITAL CENTER LAB		26	1	3.70%	27
PROHEALTH MEDICAL CLINIC			27	100.00%	27
FIRST CHOICE URGENT CARE		1	25	96.15%	26
DAVID B HEVERT MD PA		23	3	11.54%	26
METROPOLITAN HOSPITAL CENTER		26			26
CLEARWATER STATMED QUICK QUALITY CLINICS		23	3	11.54%	26
CRANE CENTER		20	5	20.00%	25
PARRISH MEDICAL CENTER		18	7	28.00%	25
URGENT FAMILY CARE INC		23	1	4.17%	24
MIDWAY SPECIALTY CARE CENTER		11	13	54.17%	24
ISLAND PARADISE DENTAL		24			24

Weekly SARS-CoV-2 IgG and total antibody results for Florida

Data through Jan 28, 2021 verified as of Jan 29, 2021 at 09:25 AM

Data in this report are provisional and subject to change.

The numbers in the table below represent the number for whom test results were received by the Department of Health. A person can be tested by more than one laboratory and can have both positive and negative results. **Therefore, the sum of the numbers in each column will be larger than the total number of people tested.**

Reporting lab	Inconclusive	Negative	Positive	Percent positive	Total
HARLEM HOSPITAL CENTER		22			22
FLORIDA HOSPITAL FISH MEMORIAL		13	9	40.91%	22
BETHESDA HOSPITAL WEST		15	6	28.57%	21
ADVENT HEALTH - NEW SMYRNA		17	4	19.05%	21
ADVANCED URGENT CARE CENTER		11	10	47.62%	21
ACCESS MEDICAL LABS		9	12	57.14%	21
ABSOLUTE HEALTH INTERNAL MEDICINE AND PEDIATRICS		18	2	10.00%	20
AVECINA MEDICAL		17	3	15.00%	20
CONEY ISLAND HOSPITAL		16	3	15.79%	19
SUMMIT ATLANTIC SURGERY CENTER		19			19
WEST BOCA MEDICAL CENTER LAB		14	4	22.22%	18
MACDILL AIR FORCE BASE		16	2	11.11%	18
CORAL GABLES HOSPITAL CLINICAL LABORATORY		11	7	38.89%	18
TREASURE COAST PRIMARY CARE		17	1	5.56%	18
AMELIA EXPRESS CARE		7	11	61.11%	18
BAPTIST HEALTH - BEACHES		15	3	16.67%	18
ASSOCIATED CLINICAL LABORATORIES		17	1	5.56%	18
INTERLAB	1	9	8	44.44%	18
AMERICAN RESEARCH LABS		5	13	72.22%	18
ED FRASER MEMORIAL HOSPITAL			18	100.00%	18
PATHWAY PHARMACY		18			18
ASAP LABS LLC		9	8	47.06%	17
MONTEFIORE MEDICAL CENTER LABORATORIES - MOSES		15	2	11.76%	17
PALMS WEST HOSPITAL LAB		12	5	29.41%	17
ELMHURST HOSPITAL CENTER		17			17
MAIMONIDES MEDICAL CENTER		15	2	11.76%	17
NORTHEAST FLORIDA NEUROLOGY CLINICS, INC			17	100.00%	17
UNIVERSITY OF ALABAMA AT BIRMINGHAM		14	2	12.50%	16
KETAMINE HEALTH CENTERS LLC			16	100.00%	16
CELAL GUROL ERBAY, MD			16	100.00%	16
SHERMAN-ABRAMS LABORATORY INC		10	5	33.33%	15
BINAXNOW		12	3	20.00%	15
SONATA BOYNTON BEACH		13	2	13.33%	15
ADVENT HEALTH - HEART OF FLORIDA ER		9	6	40.00%	15
NEWYORK-PRESBYTERIAN/ LAWRENCE HOSPITAL LABORATORY		14	1	6.67%	15
BRONX LEBANON HOSPITAL-MEDICAL CENTER		13	2	13.33%	15
DYNIX DIAGNOSTICS		4	10	71.43%	14
PRIMEHEALTH URGENT CARE		13	1	7.14%	14

Weekly SARS-CoV-2 IgG and total antibody results for Florida

Data through Jan 28, 2021 verified as of Jan 29, 2021 at 09:25 AM

Data in this report are provisional and subject to change.

The numbers in the table below represent the number for whom test results were received by the Department of Health. A person can be tested by more than one laboratory and can have both positive and negative results. **Therefore, the sum of the numbers in each column will be larger than the total number of people tested.**

Reporting lab	Inconclusive	Negative	Positive	Percent positive	Total
GESSLER CLINIC PA		10	4	28.57%	14
QUEENS HOSPITAL CENTER		12	2	14.29%	14
PALM BAY HOSPITAL CLINICAL LABORATORY		12	2	14.29%	14
NASSAU UNIVERSITY MEDICAL CENTER DEPT		11	2	15.38%	13
WESTCHESTER MEDICAL CENTER		13			13
WEST COAST FAMILY MEDICAL CARE		3	10	76.92%	13
TAMPA GENERAL HOSPITAL		2	11	84.62%	13
INDIAN RIVER PATHOLOGY LLC		11	2	15.38%	13
BOND CLINIC, PA		8	5	38.46%	13
SIMEDHEALTH LLC		11	1	8.33%	12
MOFFITT CANCER CENTER		11	1	8.33%	12
FORT PIERCE FAMILY CARE INC			12	100.00%	12
ADVANCED HEALTHCARE ASSOCIATES		5	7	58.33%	12
KEYS AHEC SCHOOL MEDICAL CLINIC		8	4	33.33%	12
THE CENTER FOR URGENT CARE		8	4	33.33%	12
NEW YORK BLOOD CENTER		9	3	25.00%	12
VITALANT		11	1	8.33%	12
NEW YORK PRESBYTERIAN - QUEENS DIAGNOSTIC		9	3	25.00%	12
ST LUCIE MEDICAL CENTER		10	2	16.67%	12
ACUTIS DIAGNOSTICS		8	3	27.27%	11
PRO CLINIC			11	100.00%	11
ENGLEWOOD HOSPITAL AND MEDICAL CENTER		9	2	18.18%	11
WADSWORTH HEALTH CENTER		1	10	90.91%	11
TOM LEE COMMUNITY HEALTH CENTER			11	100.00%	11
URGENT CARE CURE			11	100.00%	11
CHARLOTTE CHD PORT CHARLOTTE		9	2	18.18%	11
PHAROS HEALTH		10			10
VISTA CLINICAL DIAGNOSTICS			10	100.00%	10
SOUTHERN LABORATORY		10			10
STEWART REFERENCE LABORATORY		5	5	50.00%	10
FLORIDA CANCER SPECIALISTS		5	5	50.00%	10
FLORIDA KEYS PEDIATRICS & ADOLESCENT CENTER		8	2	20.00%	10
AHEC CLINIC		8	2	20.00%	10
JFK MEDICAL CENTER LAB		7	3	30.00%	10
GOOD SAMARITAN MEDICAL CENTER LAB		8	1	11.11%	9
BOND & STEELE CLINIC PA D/B/A BOND CLINIC PA		4	5	55.56%	9
BIO-TECH CLINICAL LABORATORIES INC		7	2	22.22%	9
AVENTURA HOSPITAL LAB		7	2	22.22%	9

Weekly SARS-CoV-2 IgG and total antibody results for Florida

Data through Jan 28, 2021 verified as of Jan 29, 2021 at 09:25 AM

Data in this report are provisional and subject to change.

The numbers in the table below represent the number for whom test results were received by the Department of Health. A person can be tested by more than one laboratory and can have both positive and negative results. **Therefore, the sum of the numbers in each column will be larger than the total number of people tested.**

Reporting lab	Inconclusive	Negative	Positive	Percent positive	Total
APP-UNIPATH, LLC		6	3	33.33%	9
BOND AND STEELE CLINIC PA		3	6	66.67%	9
ADVANCED URGENT CARE OF THE UPPER KEYS		1	8	88.89%	9
ADVANCED URGENT CARE OF THE MIDDLE KEYS		6	3	33.33%	9
NORTHWEST MEDICAL CENTER		7	2	22.22%	9
NEOGENOMICS LABORATORIES INC		8	1	11.11%	9
QUEST DIAG UNSPECIFD		1	8	88.89%	9
UR MEDICINE LABS- CENTRAL LABORATORY		6	3	33.33%	9
KENNEDY PAIN CLINIC GROUP LLC			9	100.00%	9
BAPTIST HEALTH - NASSAU		8	1	11.11%	9
PATEL MEDICAL VENTURES		8			8
FLORIDA CANCER SPECIALISTS & RESEARCH INSTITUTE,		6	2	25.00%	8
MEDICAL VB		7	1	12.50%	8
CLINICAL PATHOLOGY LABS			8	100.00%	8
PROFESSIONAL HEALTH EXAMINERS DBA PROHEALTH		3	5	62.50%	8
MERCY HOSPITAL A CAMPUS OF PLANTATION GEN HOSP LAB		6	2	25.00%	8
PINNACLES PEDS CARE PA		8			8
AMA MEDICAL GROUP LLC		7	1	12.50%	8
SIMED LABORATORY		8			8
WOODHULL MEDICAL AND MENTAL HEALTH CTR		8			8
DOT DOC SARASOTA		6	2	25.00%	8
BITTINGS APOTHECARY INC		5	3	37.50%	8
ASCENSION ST VINCENT'S - CLAY		5	3	37.50%	8
FLORIDA CANCER SPECIALISTS & RESEARCH		6	2	25.00%	8
PATHGROUP LABS LLC		7	1	12.50%	8
SEASIDE HEALTH AND REHABILITATION CENTER		4	4	50.00%	8
UNIV OF ROCHESTER-STRONG MEMORIAL HOSP		6	1	14.29%	7
AMERICAN FAMILY MEDICAL LLC		7			7
MEDIC INFUSION PA		2	5	71.43%	7
BLISS HEALTHCARE SERVICES		2	5	71.43%	7
POARCH BANC CREEK INDIANS TRIBAL HEALTH DEPARTMENT		4	3	42.86%	7
STAGEZERO LIFE SCIENCES INC		7			7
ARCPPOINT LABS OF FORT MYERS		6	1	14.29%	7
STATMED QUICK QUALITY CLINIC AT NORTH PINELLAS		3	4	57.14%	7
HAWKINS FAMILY MEDICINE LLC		3	4	57.14%	7
MEDICAL GROUP OF SOUTH FLORIDA		3	4	57.14%	7
DIAGNOSTIC LABORATORY OF OKLAHOMA		6	1	14.29%	7
VETERAN AFFAIRS MEDICAL CENTER - JAMES J PETERS		5	2	28.57%	7

Weekly SARS-CoV-2 IgG and total antibody results for Florida

Data through Jan 28, 2021 verified as of Jan 29, 2021 at 09:25 AM

Data in this report are provisional and subject to change.

The numbers in the table below represent the number for whom test results were received by the Department of Health. A person can be tested by more than one laboratory and can have both positive and negative results. **Therefore, the sum of the numbers in each column will be larger than the total number of people tested.**

Reporting lab	Inconclusive	Negative	Positive	Percent positive	Total
TALLAHASSEE MEMORIAL HOSPITAL			7	100.00%	7
CLEVELAND CLINIC FOUNDATION			7	100.00%	7
WINDERMERE MEDICAL CENTER		5	2	28.57%	7
VIBRANT AMERICA		6	1	14.29%	7
AVECINA MEDICAL OAKLEAF		7			7
ANGELS DIAGNOSTIC GROUP		4	3	42.86%	7
LABCORP (NON-INTERFACED)		1	6	85.71%	7
LABORATORY ALLIANCE OF CENTRAL NEW YORK		6			6
MIDWAY PRIMARY CARE, LLC			6	100.00%	6
MAVERICK LABS		5	1	16.67%	6
PROFESSIONAL URGENT CARE SERVICES		6			6
SMA SPECIALTY MEDICAL LAB		1	5	83.33%	6
QUALITY MEDICAL CARE		4	2	33.33%	6
BIO-TECH CLINICAL LABORATORIES		6			6
PROVIDENCE HOSPITAL LABORATORY		3	3	50.00%	6
MONTEFIORE MEDICAL CENTER LABS MONTEFIORE		6			6
SAN CARLOS PHARMACY		3	3	50.00%	6
SCION LAB SERVICES LLC		5	1	16.67%	6
CENTRAL FLORIDA HEALTHCARE GROUP LLC		6			6
WALK IN MEDICAL URGENT CARE		6			6
UNIVERSITY HOSPITAL AND MEDICAL CENTER		5	1	16.67%	6
FLORIDA CANCER SPECIALISTS &		4	2	33.33%	6
ST. JAMES BAY HEALTH AND REHABILITATION CENTER		5			5
TWIN CITIES HOSPITAL		4	1	20.00%	5
GENOVA DIAGNOSTICS LABORATORY		4	1	20.00%	5
INTERCOASTAL MEDICAL GROUP INC			5	100.00%	5
MEDICAL DIAGNOSTIC LABORATORIES		4	1	20.00%	5
PHYSICIANS STAT LAB		4	1	20.00%	5
KROGER - KRO03500518		5			5
ST. CLOUD PHARMACY AND WELLNESS CENTER		4	1	20.00%	5
HUNTSVILLE HOSPITAL LABORATORY		3	2	40.00%	5
SUNCOAST COMMUNITY HEALTH CENTERS PEDIATRICS			5	100.00%	5
NORTH SHORE MEDICAL LABS		4	1	20.00%	5
FLORIDA HOSPITAL WAUCHULA		5			5
ELABNETWORK		5			5
MEDONE URGENT CARE AT ST. AUGUSTINE			5	100.00%	5
KROGER - KRO02600843		5			5
KETAMINE HEALTH CENTERS AT BONITA SPRINGS, LLC		4	1	20.00%	5

Weekly SARS-CoV-2 IgG and total antibody results for Florida

Data through Jan 28, 2021 verified as of Jan 29, 2021 at 09:25 AM

Data in this report are provisional and subject to change.

The numbers in the table below represent the number for whom test results were received by the Department of Health. A person can be tested by more than one laboratory and can have both positive and negative results. **Therefore, the sum of the numbers in each column will be larger than the total number of people tested.**

Reporting lab	Inconclusive	Negative	Positive	Percent positive	Total
ERIE COUNTY PUBLIC HEALTH CLINICAL		5			5
BAPTIST HEALTHCARE - JAY HOSPITAL		4	1	20.00%	5
LYNN KEEFE, MD PEDIATRICS			5	100.00%	5
OUT OF STATE		5			5
LAKE NONA MEDICAL SERVICES		3	2	40.00%	5
DOCTOR'S MEMORIAL HOSPITAL		4	1	20.00%	5
MEDIQUICK URGENT CARE CENTERS INC			5	100.00%	5
LAB		5			5
STATMED OCALA		3	2	40.00%	5
WHITE-WILSON MEDICAL CENTER - FORT WALTON BEACH		3	2	40.00%	5
LABORATORY OF FLORIDA		3	2	40.00%	5
ADVENT HEALTH - TAMPA		4	1	20.00%	5
FLORIDA MEDICAL CLINIC		4	1	20.00%	5
CORNERSTONE OF RECOVERY INC		5			5
PRECISION HEALTH RESOURCES LLC		4			4
KROGER - KRO62000434		4			4
KROGER - KRO70100657		4			4
KROGER - KRO62000499		3	1	25.00%	4
COASTAL MED URGENT CARE		1	3	75.00%	4
KROGER - KRO70600072		4			4
LAB INTERMARKET FACILITY LAB		4			4
POINT WASHINGTON MEDICAL CLINIC			4	100.00%	4
PALM HARBOR PHARMACY			4	100.00%	4
CARENOW URGENT CARE		2	2	50.00%	4
MEDRITE URGENT CARE			4	100.00%	4
NEW YORK PRESBYTERIAN - ALLEN HOSPITAL		4			4
HEALTHQUEST ESOTERICS		1	3	75.00%	4
MICHAEL AKPEKE MD		2	2	50.00%	4
SMG/NORTH JERSEY HEMATOLOGY & ONCOLOGY		4			4
PANCARE OF FLORIDA INC			4	100.00%	4
PHYSICIANS REGIONAL MEDICAL CENTER - PINE RIDGE RD		2	2	50.00%	4
LARGO DIAGNOSTIC CLINIC		4			4
AMELIA URGENT CARE		3	1	25.00%	4
ADVENT HEALTH CENTRA CARE - BRANDON			4	100.00%	4
BROOKLYN HOSPITAL CENTER DOWNTOWN CAMPUS		4			4
TNC WALK IN CLINIC		4			4
LOURDES HOSPITAL INC		4			4
PERSONAL PHYSICIAN CARE PA			4	100.00%	4

Weekly SARS-CoV-2 IgG and total antibody results for Florida

Data through Jan 28, 2021 verified as of Jan 29, 2021 at 09:25 AM

Data in this report are provisional and subject to change.

The numbers in the table below represent the number for whom test results were received by the Department of Health. A person can be tested by more than one laboratory and can have both positive and negative results. **Therefore, the sum of the numbers in each column will be larger than the total number of people tested.**

Reporting lab	Inconclusive	Negative	Positive	Percent positive	Total
RARITAN BAY PERTH AMBOY		2	2	50.00%	4
WEST TENNESSEE REGIONAL BLOOD CENTER		4			4
HOME CARE PHARMACY		4			4
KROGER - KRO01800419		4			4
AVECINA		3	1	25.00%	4
WILSON MEMORIAL REGIONAL MEDICAL CENTER		3	1	25.00%	4
LINCOLN DIAGNOSTIC LAB		3	1	25.00%	4
SANFORD LABORATORIES		3			3
STATLAB_MOBILE		3			3
PUTNAM FAMILY CARE INC			3	100.00%	3
KROGER - KRO01600531		3			3
KROGER - KRO01100638		2	1	33.33%	3
ARCPPOINT LABS		2	1	33.33%	3
LATE HOURS URGENT CARE		3			3
ALBANY MEDICAL CENTER		3			3
THE MARY IMOGENE BASSETT HOSPITAL		3			3
PATIENTS CHOICE LABORATORIES		3			3
HEALGEN SCIENTIFIC			3	100.00%	3
DOCTORS CLINICAL LABORATORY, INC			3	100.00%	3
HARMONY CLINIC			3	100.00%	3
IVY SPINE AND ORTHOPEDICS		3			3
PRISMA HEALTH GREENVILLE MEMORIAL HOSPITAL LAB			3	100.00%	3
BROOKDALE UNIVERSITY HOSPITAL		3			3
INTELEX LABS, LLC		3			3
NORTH FLORIDA REGIONAL MEDICAL CENTER			3	100.00%	3
FLAGLER MEDICAL ASSOCIATES PA		1	2	66.67%	3
PHARMCO RX		3			3
NIGHT LITE PEDIATRICS			3	100.00%	3
RELIANT ACUTE CARE		1	2	66.67%	3
RDX BIOSCIENCE			3	100.00%	3
SUNCOAST OPTIMAL WELLNESS		2	1	33.33%	3
NONE		2	1	33.33%	3
LS OF MEMPHIS		2	1	33.33%	3
NEW PLANT CITY FAMILY CARE			3	100.00%	3
KROGER - KRO01600532		3			3
TREASURE COAST MEDICAL ASSOCIATES			3	100.00%	3
MIDDLETOWN MEDICAL P C		3			3
BMHSI-AEL MICROBIOLOGY LABORATORY		1	2	66.67%	3

Weekly SARS-CoV-2 IgG and total antibody results for Florida

Data through Jan 28, 2021 verified as of Jan 29, 2021 at 09:25 AM

Data in this report are provisional and subject to change.

The numbers in the table below represent the number for whom test results were received by the Department of Health. A person can be tested by more than one laboratory and can have both positive and negative results. **Therefore, the sum of the numbers in each column will be larger than the total number of people tested.**

Reporting lab	Inconclusive	Negative	Positive	Percent positive	Total
VISTA CLINICAL		3			3
NORTH OKALOOSA MEDICAL CENTER		2	1	33.33%	3
TIERRA PINES CENTER		3			3
AUBURN COMMUNITY HOSPITAL		2	1	33.33%	3
MANORCARE HEALTH SERVICES-PALM HARBOR		3			3
MCW MENTAL HEALTH LLC		2	1	33.33%	3
KROGER - KRO61500016		3			3
KROGER - KRO03400316		3			3
ST CLOUD COMPOUNDING PHARMACY & WELLNESS CENTER		3			3
KROGER - KRO02500452		3			3
NORWOOD URGENT CARE			3	100.00%	3
FIRST CHOICE PEDIATRICS			3	100.00%	3
G & R HEALTH MART PHARMACY			3	100.00%	3
VOLUSIA COUNTY HEALTH DEPARTMENT		3			3
KALEIDA HEALTH CENTER FOR LABORATORY		3			3
VETERANS AFFAIRS MEDICAL CENTER			3	100.00%	3
KROGER - KRO01400444		1	2	66.67%	3
GLOBAL PATHOLOGY		3			3
WALK IN URGENT CARE		2	1	33.33%	3
KROGER - KRO01100416		2	1	33.33%	3
SANTA ROSA MEDICAL CENTER			3	100.00%	3
KROGER - KRO01100431		3			3
FLORIDA CANCER INSTITUTE			3	100.00%	3
KROGER - KRO70100459		3			3
SOUTHERN FAMILY HEALTH			3	100.00%	3
PERDIDO URGENT CARE		1	2	66.67%	3
BAPTIST HEALTH - MD ANDERSON CANCER CENTER		2	1	33.33%	3
INFINITY DIAGNOSTIC LABS		2			2
TEMPLE TERRACE		2			2
VASSAR HEALTH CONNECTICUT, INC DBA SHARON HOSPITAL		2			2
DISCOVERY VILLAGE AT NAPLES		2			2
SUNY UPSTATE MEDICAL UNIVERSITY		2			2
KROGER - KRO62000062		2			2
FLO-MEDILAB SERVICES LLC			2	100.00%	2
US MEDICAL CARE, INC			2	100.00%	2
FLORIDA HOSPITAL HEARTLAND MED CTR LAKE PLACID		2			2
NIGHT LITE PEDIATRICS URGENT CARE		1	1	50.00%	2
JFK MEDICAL CENTER NORTH LAB			2	100.00%	2

Weekly SARS-CoV-2 IgG and total antibody results for Florida

Data through Jan 28, 2021 verified as of Jan 29, 2021 at 09:25 AM

Data in this report are provisional and subject to change.

The numbers in the table below represent the number for whom test results were received by the Department of Health. A person can be tested by more than one laboratory and can have both positive and negative results. **Therefore, the sum of the numbers in each column will be larger than the total number of people tested.**

Reporting lab	Inconclusive	Negative	Positive	Percent positive	Total
MEDONE PLLC			2	100.00%	2
LAB CORP			2	100.00%	2
LAKE NONA MEDICAL SERVICE LLC		2			2
KROGER - KRO01100467		2			2
KENNEDY UNIVERSITY HOSPITAL		2			2
STARKE FAMILY MEDICAL CENTER		2			2
KROGER - KRO01100259		1	1	50.00%	2
AVERO DIAGNOSTICS - IRVING		1	1	50.00%	2
HENRY FORD HOSPITAL			2	100.00%	2
CRONOS CLINICAL LABORATORY		1	1	50.00%	2
LITTLE PINE PEDIATRICS			2	100.00%	2
THORNBURG PEDIATRICS		2			2
PARAMOUNT URGENT CARE - ORLANDO		1	1	50.00%	2
KROGER - KRO03500543		1	1	50.00%	2
KROGER - KRO70100127		2			2
PINELLAS CARE CENTER		2			2
KROGER - KRO62000072		2			2
KROGER - KRO70100128		1	1	50.00%	2
LEE HEALTH - LEE MEMORIAL HOSPITAL			2	100.00%	2
KROGER - KRO09700216		2			2
KROGER - KRO62000058		2			2
LAWNWOOD REGIONAL MEDICAL CENTER		2			2
KROGER - KRO53400178		2			2
STONY BROOK UNIVERSITY MEDICAL CENTER		2			2
WELLNESS MEDICAL CLINIC			2	100.00%	2
KROGER - KRO01100439		2			2
SURETOX LABORATORY LLC			2	100.00%	2
KROGER - KRO03500582		2			2
KROGER - KRO09700238		2			2
KROGER - KRO01100418		2			2
KROGER - KRO03500427		1	1	50.00%	2
PIONEER CLINICAL LAB LLC		2			2
KROGER - KRO01400380		2			2
KROGER - KRO01100430		2			2
DOCTORS MEMORIAL HOSPITAL		1	1	50.00%	2
PRO HEALTH			2	100.00%	2
KROGER - KRO01100257		2			2
KROGER - KRO01100411		2			2

Weekly SARS-CoV-2 IgG and total antibody results for Florida

Data through Jan 28, 2021 verified as of Jan 29, 2021 at 09:25 AM

Data in this report are provisional and subject to change.

The numbers in the table below represent the number for whom test results were received by the Department of Health. A person can be tested by more than one laboratory and can have both positive and negative results. **Therefore, the sum of the numbers in each column will be larger than the total number of people tested.**

Reporting lab	Inconclusive	Negative	Positive	Percent positive	Total
PRIMEHEALTH URGENT CARE INC		2			2
PREMIER MEDICAL ASSOCIATES		2			2
WATSON HEALTHCARE		2			2
KROGER - KRO01100495		1	1	50.00%	2
KROGER - KRO53100520		2			2
MEDEMERGE		2			2
PRECIDENT FLORIDA		2			2
COMMONWEALTH OF MASSACHUSETTS			2	100.00%	2
PARAMOUNT URGENT CARE - OVIEDO		2			2
KROGER - KRO01100619		1	1	50.00%	2
HOBDAIR FAMILY HEALTH LLC		2			2
COLUMBIA MEMORIAL HOSPITAL LABORATORY		2			2
KALEIDA HEALTH CENTER		2			2
CATHOLIC HEALTH SYSTEM DEPT LABORATORY		2			2
GULF COAST MEDICAL CENTER			2	100.00%	2
GENESIS LABORATORY MANAGEMENT			2	100.00%	2
ELLENTON URGENT CARE		2			2
KROGER - KRO01800737		1	1	50.00%	2
NO NAME		2			2
KROGER - KRO01800688			2	100.00%	2
KROGER - KRO66000069		1	1	50.00%	2
BAPTIST HEALTH - NORTH			2	100.00%	2
AMERICAN FAMILY CARE			2	100.00%	2
NOMI HEALTH LAB SERVICES		1	1	50.00%	2
KROGER - KRO61500321		2			2
KROGER - KRO01800721		2			2
COOPER CLINIC			2	100.00%	2
ONE SOURCE PEDIATRICS PA			2	100.00%	2
KROGER - KRO02600862		2			2
YOUR FAMILY WALK-IN CLINIC			2	100.00%	2
ASCENDI HOME HEALTH AGENCY INC			2	100.00%	2
KROGER - KRO01100433		1	1	50.00%	2
KROGER 565 - THE LITTLE CLINIC HWY 96 & VETERANS			2	100.00%	2
ADVENTHEALTH CENTRA CARE WINTER HAVEN		2			2
KROGER - KRO02600547		2			2
KROGER - KRO01100620			2	100.00%	2
KROGER - KRO02100985			2	100.00%	2
EAST ALABAMA MEDICAL CENTER LABORATORY		2			2

Weekly SARS-CoV-2 IgG and total antibody results for Florida

Data through Jan 28, 2021 verified as of Jan 29, 2021 at 09:25 AM

Data in this report are provisional and subject to change.

The numbers in the table below represent the number for whom test results were received by the Department of Health. A person can be tested by more than one laboratory and can have both positive and negative results. **Therefore, the sum of the numbers in each column will be larger than the total number of people tested.**

Reporting lab	Inconclusive	Negative	Positive	Percent positive	Total
CAYUGA MEDICAL CENTER AT ITHACA		2			2
INTERMED LABORATORY			2	100.00%	2
KROGER - KRO02600884		2			2
KROGER - KRO02600511		2			2
UNIVERSITY HOSPITALS OF CLEVELAND			2	100.00%	2
MILLENNIUM MEDICAL LAB		1	1	50.00%	2
BOCA MEDICAL CARE		2			2
KROGER - KRO09700345			2	100.00%	2
HIGHLANDS REGIONAL MEDICAL CENTER		1	1	50.00%	2
KROGER 618 - THE LITTLE CLINIC TRAIL CREEK VILLAGE		1	1	50.00%	2
KROGER - KRO66000665		2			2
KROGER - KRO09700212		2			2
KROGER - KRO53400386		2			2
KROGER - KRO02500479		2			2
KROGER - KRO01800638			2	100.00%	2
LAB PLUS, LLC AT SAINT THOMAS WEST HOSPITAL		2			2
KROGER - KRO02600532		2			2
SARATOGA HOSPITAL LABORATORY		2			2
KROGER - KRO61500320		1	1	50.00%	2
BAPTIST HEALTH - OAKLEAF		2			2
BAYCARE LABORATORIES LLC			2	100.00%	2
KROGER - KRO62000114		2			2
VAMC WEST PALM LAB			2	100.00%	2
VAVA PARTNERS LLC		1	1	50.00%	2
KROGER - KRO01800486		2			2
KROGER - KRO70600172		1	1	50.00%	2
AVENTUS BIO LABS			2	100.00%	2
ATLANTIS URGENT CARE			2	100.00%	2
AMERICAN FAMILY MEDICAL		2			2
KROGER - KRO02400779		1	1	50.00%	2
KROGER - KRO02600502			2	100.00%	2
KROGER - KRO02500636		2			2
KROGER - KRO02600568		2			2
KROGER - KRO03500448		2			2
KROGER - KRO01400934		1	1	50.00%	2
ROBERT WOOD JOHNSON UNIVERSITY HOSP		2			2
KROGER - KRO02600507		2			2
KROGER - KRO01100491		2			2

Weekly SARS-CoV-2 IgG and total antibody results for Florida

Data through Jan 28, 2021 verified as of Jan 29, 2021 at 09:25 AM

Data in this report are provisional and subject to change.

The numbers in the table below represent the number for whom test results were received by the Department of Health. A person can be tested by more than one laboratory and can have both positive and negative results. **Therefore, the sum of the numbers in each column will be larger than the total number of people tested.**

Reporting lab	Inconclusive	Negative	Positive	Percent positive	Total
NORWOOD HOSPITAL			1	100.00%	1
KROGER - KRO09700135		1			1
WALGREEN CO		1			1
KROGER - KRO09700302		1			1
TEXAS DEPARTMENT OF STATE HEALTH SERVICES			1	100.00%	1
KROGER - KRO03500577		1			1
ST ANTHONY COMMUNITY HOSPITAL LAB		1			1
KROGER - KRO03400352			1	100.00%	1
KROGER - KRO02600849			1	100.00%	1
KROGER - KRO53400185		1			1
SILVERCREST HEALTH AND REHABILITATION CENTER		1			1
PRIME CARE FAMILY HEALTH CENTERS INC			1	100.00%	1
KROGER - KRO02600567			1	100.00%	1
WEST PALM HOSPITAL LAB			1	100.00%	1
KROGER - KRO61500020		1			1
KROGER - KRO09700181		1			1
KROGER - KRO09700309		1			1
WASHINGTON REHABILITATION AND NURSING CENTER		1			1
SOUTH CAROLINA DEPT OF HEALTH AND ENVIRONMENT CONTROL		1			1
OVERLOOK HOSPITAL LABORATORY		1			1
SHOAL CREEK REHABILITATION CENTER		1			1
PEACE RIVER MEDICAL CENTER		1			1
ST ELIZABETH MEDICAL CENTER LABORATORY		1			1
PALM BEACH COUNTY HEALTH DEPARTMENT			1	100.00%	1
VENICE REGIONAL MEDICAL CENTER		1			1
SHARP CHULA VISTA HOSPITAL			1	100.00%	1
KROGER 519 - THE LITTLE CLINIC STAPLES MILL ROAD		1			1
KROGER 025 - THE LITTLE CLINIC KEN CARYL		1			1
KROGER - KRO70100486			1	100.00%	1
A AND R RESEARCH GROUP LLC		1			1
KROGER - KRO70300210		1			1
WEEMS MEMORIAL HOSPITAL		1			1
KROGER - KRO70600063			1	100.00%	1
NORTH FLORIDA PEDIATRICS PA - SUWANNEE			1	100.00%	1
SUNPATH MEDICAL DIAGNOSTICS LABORATORY		1			1
SAINT FRANCIS HEALTHCARE		1			1
SOUTHEASTERN PATHOLOGY ASSOCIATES			1	100.00%	1
KROGER - KRO53400878		1			1

Weekly SARS-CoV-2 IgG and total antibody results for Florida

Data through Jan 28, 2021 verified as of Jan 29, 2021 at 09:25 AM

Data in this report are provisional and subject to change.

The numbers in the table below represent the number for whom test results were received by the Department of Health. A person can be tested by more than one laboratory and can have both positive and negative results. **Therefore, the sum of the numbers in each column will be larger than the total number of people tested.**

Reporting lab	Inconclusive	Negative	Positive	Percent positive	Total
KROGER - KRO53400371		1			1
KROGER - KRO02100963			1	100.00%	1
ME			1	100.00%	1
SYNERGISTIQ INTEGRATIVE HEALTH			1	100.00%	1
WOMEN'S CARE FLORIDA LABORATORY		1			1
UNILAB			1	100.00%	1
PRMG - EAST NAPLES			1	100.00%	1
KROGER - KRO62000090		1			1
PHYSICIANS REGIONAL WALK-IN		1			1
PREMIER MEDICAL ASSOCIATES ALL FLORIDA LLC			1	100.00%	1
UW MEDICINE VIROLOGY LAB			1	100.00%	1
KROGER - KRO61500023		1			1
PARAMOUNT URGENT CARE INC		1			1
KROGER - KRO62000016			1	100.00%	1
PLANTATION GENERAL HOSPITAL CLINICAL LAB			1	100.00%	1
NATIONS BEST FAMILY HEALTH CARE			1	100.00%	1
NICKLAUS CHILDREN'S HOSPITAL		1			1
NEW JERSEY AIM AT SMG		1			1
MILLENIUUM PHYSICIANS GROUP			1	100.00%	1
MAYO CLINIC DEPT. OF LAB MED AND PATHOLOGY			1	100.00%	1
MANSFIELD MEDICAL LODGE			1	100.00%	1
POINT OF CARE TESTING SITE			1	100.00%	1
MEDICAL CENTER AFFILIATES WEST PALM			1	100.00%	1
PLANT CITY PEDIATRICS			1	100.00%	1
PALM HARBOR FAMILY PRACTICE & WALK-IN		1			1
NAVY HOSPITAL			1	100.00%	1
NCH NORTHEAST		1			1
NITE LITE PEDIATRICS – JACKSONVILLE			1	100.00%	1
NOAH CLINICAL LABORATORY		1			1
NORTH SHORE LIJ URGENT CARE PC			1	100.00%	1
PHYSICIANS PRIMARY CARE		1			1
NORTH FL SOUTH GA HCS-MALCOM RANDALL VAMC			1	100.00%	1
NOVANT HEALTH		1			1
RARITAN BAY MED CTR PERTH AMBOY			1	100.00%	1
WINTER HAVEN HOSPITAL CLINICAL LABORATORY			1	100.00%	1
ST PETER'S BENDER LABORATORY		1			1
THE WOLFF CENTER FOR CHILD & ADOLESCENT HEALTH			1	100.00%	1
KROGER - KRO53400101			1	100.00%	1

Weekly SARS-CoV-2 IgG and total antibody results for Florida

Data through Jan 28, 2021 verified as of Jan 29, 2021 at 09:25 AM

Data in this report are provisional and subject to change.

The numbers in the table below represent the number for whom test results were received by the Department of Health. A person can be tested by more than one laboratory and can have both positive and negative results. **Therefore, the sum of the numbers in each column will be larger than the total number of people tested.**

Reporting lab	Inconclusive	Negative	Positive	Percent positive	Total
SIGNATURE HEALTHCARE OF ORMOND		1			1
NATICK URGENT CARE			1	100.00%	1
VILLAGE DOCTORS FAMILY MEDICAL CENTER OF		1			1
URGENT CARE - OCONEE			1	100.00%	1
SHELL POINT VILLAGE MEDICAL CENTER		1			1
THE CHAPPEL GROUP RESEARCH			1	100.00%	1
NCHMD INC		1			1
ST ANNES NURSING CENTER		1			1
RJ LEE GROUP		1			1
ROCHESTER GENERAL HOSPITAL LABORATORY		1			1
KROGER - KRO70600473		1			1
RESTORE HEALTH URGENT CARE		1			1
SYNEXUS CLINICAL RESEARCH US INC			1	100.00%	1
KROGER - KRO70300701		1			1
KROGER - KRO70100608		1			1
MEDEXPRESS URGENT CARE BOCA RATON			1	100.00%	1
MEDEXPRESS URGENT CARE PALM BEACH GARDENS			1	100.00%	1
KROGER - KRO62000040		1			1
KROGER - KRO70300686		1			1
KROGER - KRO70600184		1			1
KROGER 858 - THE LITTLE CLINIC PERKINS & COLUMBUS		1			1
KROGER 923 - THE LITTLE CLINIC CENTERVILLE			1	100.00%	1
KROGER - KRO70600279			1	100.00%	1
KROGER 549 - THE LITTLE CLINIC CLINTON HIGHWAY			1	100.00%	1
KROGER - KRO70300645		1			1
KROGER - KRO62000421		1			1
KROGER - KRO62000426		1			1
KROGER - KRO53100543		1			1
KROGER - KRO61500049			1	100.00%	1
KROGER - KRO62000433		1			1
KROGER - KRO66000052		1			1
KROGER - KRO70100662		1			1
STATE LAB		1			1
SPECTOR SCIENTIFIC LAB		1			1
REGENCY SQUARE MALL - SEARS			1	100.00%	1
MANOR CARE NURSING CENTER OF SARASOTA FL LLC			1	100.00%	1
MARINERS HOSPITAL		1			1
KROGER 915 - THE LITTLE CLINIC ANDERSON		1			1

Weekly SARS-CoV-2 IgG and total antibody results for Florida

Data through Jan 28, 2021 verified as of Jan 29, 2021 at 09:25 AM

Data in this report are provisional and subject to change.

The numbers in the table below represent the number for whom test results were received by the Department of Health. A person can be tested by more than one laboratory and can have both positive and negative results. **Therefore, the sum of the numbers in each column will be larger than the total number of people tested.**

Reporting lab	Inconclusive	Negative	Positive	Percent positive	Total
PHYSICIANS FOR CHILDREN			1	100.00%	1
NORTHWELL LAB			1	100.00%	1
PALMETTO SUBACUTE CARE CENTER		1			1
NASSAU COUNTY JAIL		1			1
PATHGROUP			1	100.00%	1
MONTEFIORE NEW ROCHELLE HOSPITAL		1			1
PROFESSIONAL HEALTH EXAMINERS			1	100.00%	1
MASSACHUSETTS GENERAL HOSPITAL			1	100.00%	1
KROGER 635 - THE LITTLE CLINIC DACULA		1			1
KROGER - KRO62000446		1			1
LYNN KEEFE, MD PEDIATRICS		1			1
KROGER 739 - THE LITTLE CLINIC LA GRANGE ROAD		1			1
PRIME CARE HEALTH AGENCY INC			1	100.00%	1
MEDICAL FP – WHOLE FAMILY HEALTH CENTER		1			1
NORTH ATTLEBORO URGENT CARE			1	100.00%	1
RAULERSON HOSPITAL		1			1
DYNACARE LABORATORIES			1	100.00%	1
DELCARE PA			1	100.00%	1
ELLIS HOSPITAL LABORATORY		1			1
FLORIDA HOSPITAL NORTH PINELLAS		1			1
FLORIDA DEPARTMENT OF HEALTH IN MONROE COUNTY		1			1
CDD LABCORP			1	100.00%	1
BIOREFERENCE LABORATORIES			1	100.00%	1
COASTAL PHYSICIANS, LLC			1	100.00%	1
DB MD			1	100.00%	1
CVS HEALTH			1	100.00%	1
KROGER - KRO01400353		1			1
KROGER - KRO01100627			1	100.00%	1
KROGER - KRO01400835		1			1
KROGER - KRO01800602		1			1
KROGER - KRO01600817		1			1
GRACE WELLNESS CENTER			1	100.00%	1
GLOBAL CENTRAL LABS AT PPD		1			1
IRL			1	100.00%	1
KROGER - KRO01100415		1			1
KROGER - KRO01100365		1			1
BIOMAT USA			1	100.00%	1
KROGER - KRO01100676		1			1

Weekly SARS-CoV-2 IgG and total antibody results for Florida

Data through Jan 28, 2021 verified as of Jan 29, 2021 at 09:25 AM

Data in this report are provisional and subject to change.

The numbers in the table below represent the number for whom test results were received by the Department of Health. A person can be tested by more than one laboratory and can have both positive and negative results. **Therefore, the sum of the numbers in each column will be larger than the total number of people tested.**

Reporting lab	Inconclusive	Negative	Positive	Percent positive	Total
KROGER - KRO01100644		1			1
KROGER - KRO01400913		1			1
KROGER - KRO01600538		1			1
KROGER - KRO01600522		1			1
KROGER - KRO01100428			1	100.00%	1
KROGER - KRO01100397			1	100.00%	1
KROGER - KRO01100455			1	100.00%	1
KROGER - KRO01100626		1			1
KROGER - KRO01100469		1			1
KROGER - KRO02400711		1			1
KROGER - KRO02400408			1	100.00%	1
AUBURN UNIVERSITY MEDICAL CLINIC		1			1
BAYA PHARMACY WEST			1	100.00%	1
BAPTIST HEALTH - CLAY			1	100.00%	1
KROGER - KRO01800685		1			1
KROGER - KRO01600940		1			1
KROGER - KRO02100109		1			1
KROGER - KRO02400352		1			1
KROGER - KRO02100995		1			1
KROGER - KRO02100822		1			1
KROGER - KRO01600856		1			1
KROGER - KRO01600128		1			1
KROGER - KRO01800436		1			1
KROGER - KRO01800707			1	100.00%	1
KROGER - KRO01800515		1			1
KROGER - KRO01100487		1			1
KROGER - KRO01100473		1			1
KROGER - KRO01100636		1			1
KROGER - KRO01400466		1			1
KROGER - KRO01400448		1			1
KROGER - KRO02600894		1			1
KROGER - KRO02100970		1			1
KROGER - KRO02900505		1			1
KROGER - KRO09700027			1	100.00%	1
KROGER - KRO03400347		1			1
KROGER - KRO01800887		1			1
KROGER - KRO01800715		1			1
KROGER - KRO01800890		1			1

Weekly SARS-CoV-2 IgG and total antibody results for Florida

Data through Jan 28, 2021 verified as of Jan 29, 2021 at 09:25 AM

Data in this report are provisional and subject to change.

The numbers in the table below represent the number for whom test results were received by the Department of Health. A person can be tested by more than one laboratory and can have both positive and negative results. **Therefore, the sum of the numbers in each column will be larger than the total number of people tested.**

Reporting lab	Inconclusive	Negative	Positive	Percent positive	Total
KROGER - KRO02100946		1			1
KROGER - KRO02100827			1	100.00%	1
KROGER - KRO01100318		1			1
KROGER - KRO03400373		1			1
KROGER - KRO03400357		1			1
AFC URGENT CARE FAMILY CARE			1	100.00%	1
CALLE OCHO DIALYSIS			1	100.00%	1
BMCT MOLECULAR DIAGNOSTICS SUBSECTION		1			1
KROGER - KRO02500387		1			1
KROGER - KRO02400705		1			1
KROGER - KRO02600544		1			1
KROGER - KRO02900769		1			1
KROGER - KRO02900688		1			1
FHCP – ORMOND BEACH			1	100.00%	1
EP MEDICAL EQUIPMENT PHARMACY			1	100.00%	1
FORT SANDERS REGIONAL LABORATORY		1			1
HUNTERDON MEDICAL CENTER LABORATORY			1	100.00%	1
HOBOKEN UNIVERSITY MEDICAL CENTER		1			1
CREATIVE TESTING SOLUTIONS			1	100.00%	1
CDR MAGUIRE - MIAMI BEACH CC MISSION 17388			1	100.00%	1
EAGLES WATCH CLUSTER		1			1
EMERGENCY PHYSICIANS MEDICAL CENTER			1	100.00%	1
EAST TAMPA DIALYSIS			1	100.00%	1
KROGER - KRO01100260		1			1
KROGER - KRO02500355		1			1
KROGER - KRO02400767			1	100.00%	1
KROGER - KRO02500410		1			1
KROGER - KRO02600562		1			1
KROGER - KRO02500484		1			1
KROGER - KRO01100381		1			1
KROGER - KRO01100294		1			1
KROGER - KRO01600562		1			1
KROGER - KRO02100991		1			1
KROGER - KRO02100961			1	100.00%	1
KROGER - KRO53100522		1			1
KROGER - KRO03500844		1			1
KROGER - KRO61500119		1			1
KROGER - KRO62000028		1			1

Weekly SARS-CoV-2 IgG and total antibody results for Florida

Data through Jan 28, 2021 verified as of Jan 29, 2021 at 09:25 AM

Data in this report are provisional and subject to change.

The numbers in the table below represent the number for whom test results were received by the Department of Health. A person can be tested by more than one laboratory and can have both positive and negative results. **Therefore, the sum of the numbers in each column will be larger than the total number of people tested.**

Reporting lab	Inconclusive	Negative	Positive	Percent positive	Total
KROGER - KRO62000012			1	100.00%	1
KROGER - KRO02900334		1			1
KROGER - KRO02900326		1			1
KROGER - KRO02900577		1			1
KROGER - KRO03400748		1			1
KROGER - KRO03400738			1	100.00%	1
INTERLACHEN PEDIATRICS		1			1
CHILDREN MED CARE INC		1			1
BROWNWOOD CARE CENTER		1			1
CLINICAL PATHOLOGY LABORATORIES SOUTHEAST INC			1	100.00%	1
CORE DIAGNOSTIC LABORATORIES LLC		1			1
COLONIAL LAKES HEALTH CARE		1			1
AKESOGEN			1	100.00%	1
ACCESS DX LABORATORY			1	100.00%	1
ARCPPOINTS LABS		1			1
BAYVIEW MEDICAL		1			1
BAPTIST HEALTH EMERGENCY CENTER COUNTRY WALK			1	100.00%	1
GATEWAY CARE CENTER			1	100.00%	1
FLAGLER HEALTH AND REHABILITATION		1			1
GENETWORX			1	100.00%	1
HUNT CLUB PEDIATRIC ASSOCIATES, P.A.		1			1
HELIX			1	100.00%	1
DOCTORS EXPRESS OF ST PETERSBURG		1			1
CRESTVIEW REHABILITATION CENTER			1	100.00%	1
DOH-WEST PALM BEACH BRANCH LABORATORY		1			1
FIRST CHOICE PRIMARY CARE			1	100.00%	1
FAMILY CARE PARTNERS			1	100.00%	1
KROGER - KRO70600207		1			1
ADVENT HEALTH - OCALA		1			1
ABBOTT LABORATORIES		1			1
ADVENT HEALTH - WESLEY CHAPEL		1			1
ALLIANCE PEDIATRICS		1			1
AHSE ROP		1			1
KROGER - KRO02100993			1	100.00%	1
KROGER - KRO02100895		1			1
KROGER - KRO02400346			1	100.00%	1
KROGER - KRO02400737			1	100.00%	1
KROGER - KRO02400707		1			1

Weekly SARS-CoV-2 IgG and total antibody results for Florida

Data through Jan 28, 2021 verified as of Jan 29, 2021 at 09:25 AM

Data in this report are provisional and subject to change.

The numbers in the table below represent the number for whom test results were received by the Department of Health. A person can be tested by more than one laboratory and can have both positive and negative results. **Therefore, the sum of the numbers in each column will be larger than the total number of people tested.**

Reporting lab	Inconclusive	Negative	Positive	Percent positive	Total
FLORIDA MEDICAL CLINIC IM MLK			1	100.00%	1
FLORIDA HOSPITAL ORLANDO			1	100.00%	1
GUTHRIE MEDICAL GROUP LABORATORIES		1			1
HORIZON MEDICAL GROUP		1			1
HCSC - BLOOD CENTER T/A			1	100.00%	1
BIOREFERENCE LABORATORIES, INC			1	100.00%	1
BALMORAL TENANT SERVICES INC		1			1
COMPASSION PEDIATRIC URGENT CARE LLC			1	100.00%	1
FLORIDA GULF COAST UNIVERSITY			1	100.00%	1
DELTA INTERNAL MEDICINE CENTER		1			1
KROGER - KRO02100347			1	100.00%	1
GENOVA DIAGNOSTICS			1	100.00%	1
FAMILY HEALTH CENTERS OF SOUTHWEST FLORIDA INC		1			1
GEORGIA DEPARTMENT OF PUBLIC HEALTH			1	100.00%	1
INNOVATIVE RESEARCH OF WEST FLORIDA			1	100.00%	1
GOOD SAMARITAN CARES		1			1
ADVANCE MEDICAL OF NAPLES			1	100.00%	1
KROGER - KRO70600571		1			1
AMERICA'S PHARMACY LLC			1	100.00%	1
EGLIN AIR FORCE BASE		1			1
EDWARD CONDON MEDICAL PC		1			1
KROGER - KRO01400751		1			1
KROGER - KRO01100703		1			1
KROGER - KRO01400909			1	100.00%	1
KROGER - KRO01800650			1	100.00%	1
KROGER - KRO01800495			1	100.00%	1
JOHNS HOPKINS ALL CHILDREN'S HOSPITAL		1			1
INTERAMERICAN DIALYSIS INSTITUTE			1	100.00%	1
KROGER - KRO01100680		1			1
KROGER - KRO01100687		1			1
KROGER - KRO01100685		1			1
TREASURE COAST URGENT CARE		1			1
THE MANOR AT CARPENTERS		1			1
UNITED LABORATORY SERVICES CORPORATION		1			1
WALGREENS ORLANDO		1			1
URGENT MEDICAL CENTER INC			1	100.00%	1
RICHMOND UNIVERSITY MEDICAL CENTER		1			1
PEDIATRIC CENTER INC, THE			1	100.00%	1

Weekly SARS-CoV-2 IgG and total antibody results for Florida

Data through Jan 28, 2021 verified as of Jan 29, 2021 at 09:25 AM

Data in this report are provisional and subject to change.

The numbers in the table below represent the number for whom test results were received by the Department of Health. A person can be tested by more than one laboratory and can have both positive and negative results. **Therefore, the sum of the numbers in each column will be larger than the total number of people tested.**

Reporting lab	Inconclusive	Negative	Positive	Percent positive	Total
SOUTHEAST ALABAMA MEDICAL CENT			1	100.00%	1
TAVARES PEDIATRICS			1	100.00%	1
SPECTRA LABS		1			1
KROGER - KRO02900572		1			1
KROGER - KRO02900533			1	100.00%	1
KROGER - KRO53400382			1	100.00%	1
KROGER - KRO62000103		1			1
KROGER - KRO62000093			1	100.00%	1
KROGER - KRO02600670		1			1
WESTERN RESERVE			1	100.00%	1
KROGER - KRO02600880			1	100.00%	1
KROGER - KRO02900503		1			1
KROGER - KRO02900401		1			1
PARKWEST MEDICAL CENTER		1			1
KROGER - KRO01100390		1			1
KROGER - KRO01100369		1			1
KROGER - KRO01100484		1			1
KROGER - KRO01600864			1	100.00%	1
KROGER - KRO01400426		1			1
FORT LAUDERDALE DIXIE DIALYSIS		1			1
EXPRESS DOCS LLC		1			1
HOLY NAME HOSPITAL LABORATORY		1			1
KROGER - KRO01100255		1			1
JOE DIMAGGIO CHILDREN'S HOSPITAL			1	100.00%	1
MEASE COUNTRYSIDE LAB			1	100.00%	1
MANOR CARE HEALTH SERVICES - FT MYERS		1			1
MILLER BIOCONNECT			1	100.00%	1
ORMOND BEACH URGENT CARE			1	100.00%	1
OLEAN GENERAL HOSPITAL		1			1
KROGER - KRO01800649			1	100.00%	1
KROGER - KRO01600966		1			1
KROGER - KRO01800757		1			1
KROGER 186 - THE LITTLE CLINIC HOLIDAY MANOR		1			1
KROGER - KRO02100906		1			1
KROGER - KRO66000673			1	100.00%	1
KROGER - KRO09700463		1			1
KROGER - KRO09700459			1	100.00%	1
KROGER - KRO53400846			1	100.00%	1

Weekly SARS-CoV-2 IgG and total antibody results for Florida

Data through Jan 28, 2021 verified as of Jan 29, 2021 at 09:25 AM

Data in this report are provisional and subject to change.

The numbers in the table below represent the number for whom test results were received by the Department of Health. A person can be tested by more than one laboratory and can have both positive and negative results. **Therefore, the sum of the numbers in each column will be larger than the total number of people tested.**

Reporting lab	Inconclusive	Negative	Positive	Percent positive	Total
KROGER - KRO62000098		1			1
KROGER - KRO53400888		1			1
SYLVESTER AT PLANTATION LABORATORY		1			1
SOUTH FLORIDA URGENT CARE CENTERS LLC			1	100.00%	1
KROGER - KRO02900785		1			1
KROGER - KRO09700006		1			1
KROGER - KRO03500509			1	100.00%	1
MCGROGAN CONCIERGE MEDICAL			1	100.00%	1
MAYO CLINIC JACKSONVILLE			1	100.00%	1
MEDEXPRESS URGENT CARE			1	100.00%	1
MY CLINICAL LAB			1	100.00%	1
MEDEXPRESS URGENT CARE CAPE CORAL		1			1
KROGER 465 - THE LITTLE CLINIC OAKLEY		1			1
KROGER - KRO62000417		1			1
LAB UNKNOWN			1	100.00%	1
LOWER KEYS MEDICAL CENTER		1			1
LABCORP L#09258090 M#09258105			1	100.00%	1
SOUTH BAY HOSPITAL CLINICAL LAB		1			1
LAKELAND REGIONAL HEALTH SYSTEMS INC			1	100.00%	1
LABCORP BURLINGTON			1	100.00%	1
MEDICAL UNIVERSITY SC HOSPITAL			1	100.00%	1
NEWTON WELLESLEY HOSPITAL			1	100.00%	1
MOLECULAR DIAGNOSTICS		1			1
KROGER - KRO70300759		1			1
KROGER - KRO70100071		1			1
KROGER - KRO70500881			1	100.00%	1
KROGER 518 - THE LITTLE CLINIC HERMITAGE		1			1
KROGER - KRO70600147			1	100.00%	1
PINNACLES PEDS CARE, PA		1			1
PERRY COMMUNITY HOSPITAL LLC		1			1
PRECISION HEALTH RESOURCES, LLC		1			1
SANDY PINES			1	100.00%	1
PRECISION HEALTH SOLUTIONS LAB		1			1
ORANGE COUNTY HEALTH DEPARTMENT		1			1
NORTHWESTERN MEMORIAL HOSPITAL			1	100.00%	1
PALM GARDEN OF OCALA		1			1
PALMS MEDICAL GROUP			1	100.00%	1
PALM GARDEN OF PORT SAINT LUCIE		1			1

Weekly SARS-CoV-2 IgG and total antibody results for Florida

Data through Jan 28, 2021 verified as of Jan 29, 2021 at 09:25 AM

Data in this report are provisional and subject to change.

The numbers in the table below represent the number for whom test results were received by the Department of Health. A person can be tested by more than one laboratory and can have both positive and negative results. **Therefore, the sum of the numbers in each column will be larger than the total number of people tested.**

Reporting lab	Inconclusive	Negative	Positive	Percent positive	Total
EAST TEXAS MEDICAL CENTER			1	100.00%	1
KROGER - KRO02900539			1	100.00%	1
KROGER - KRO02900402		1			1
KROGER - KRO53100521		1			1
KROGER - KRO62000007		1			1
KROGER - KRO61500054		1			1
KROGER - KRO02500463			1	100.00%	1
KROGER - KRO01800409			1	100.00%	1
KROGER - KRO02500489		1			1
KROGER - KRO02900261		1			1
KROGER - KRO02600559		1			1
MANALAPAN MEDICAL CENTER		1			1
KROGER - KRO70600093		1			1
ACCESS 365 URGENT CARE		1			1
ANY LAB TEST NOW		1			1
ACCU REFERENCE MEDICAL LAB			1	100.00%	1
KROGER - KRO66000668		1			1
KROGER - KRO62000063		1			1
KROGER - KRO66000689		1			1
KROGER - KRO70300032		1			1
KROGER - KRO70100031		1			1
KROGER - KRO01600926		1			1
BAYFRONT HEALTH - BROOKSVILLE			1	100.00%	1
BARBER			1	100.00%	1
BIOREFERENCE LABORATORIES INC			1	100.00%	1
CHRISTUS SPOHN HOSPITAL		1			1
CDR MAGUIRE INC			1	100.00%	1
KROGER - KRO09700491			1	100.00%	1
KROGER - KRO09700401		1			1
KROGER - KRO53100531		1			1
ADVENT HEALTH LAB - ORLANDO			1	100.00%	1
KROGER - KRO53100536		1			1
INTERNATIONAL MEDICAL LABORATORY			1	100.00%	1
GRAND VILLA OF PALM COAST		1			1
KROGER - KRO01100678		1			1
KROGER - KRO01600388		1			1
KROGER - KRO01100696		1			1
EMERGENCY MEDICAL CENTER			1	100.00%	1

Weekly SARS-CoV-2 IgG and total antibody results for Florida

Data through Jan 28, 2021 verified as of Jan 29, 2021 at 09:25 AM

Data in this report are provisional and subject to change.

The numbers in the table below represent the number for whom test results were received by the Department of Health. A person can be tested by more than one laboratory and can have both positive and negative results. **Therefore, the sum of the numbers in each column will be larger than the total number of people tested.**

Reporting lab	Inconclusive	Negative	Positive	Percent positive	Total
COMMUNITY HEALTH CENTERS OF PINELLAS INC			1	100.00%	1
EUROFINS NTD, LLC		1			1
FIT4LIFE MEDICAL CENTER			1	100.00%	1
FG RAPID RESULTS			1	100.00%	1
ATLAN		1			1
AMELIA MEDICAL CARE		1			1
ALL MED AND REHABILITATION OF NEW YORK		1			1
AMMON LABS		1			1
AVECINA MEDICAL JULINGTON			1	100.00%	1
ASPEN VALLEY HOSPITAL			1	100.00%	1
KROGER - KRO09700235		1			1
KROGER - KRO03500879		1			1
KROGER - KRO09700313		1			1
ALACHUA			1	100.00%	1
ADVENT HEALTH CENTRA CARE - WESLEY CHAPEL			1	100.00%	1
COLLIER HMA PHYSICIAN MANAGEMENT, LLC			1	100.00%	1
CARENOW			1	100.00%	1
CONSULATE HEALTH CARE OF PORT CHARLOTTE		1			1
DIATHERIX LABORATORIES		1			1
DESTIN HEALTHCARE AND REHABILITATION CENTER		1			1
BAYCARE MEDICAL GROUP, INC		1			1
BARTOW REGIONAL MEDICAL CENTER			1	100.00%	1
BAYFRONT HEALTH - SEVEN RIVERS		1			1
C.W. BILL YOUNG VA MEDICAL CENTER			1	100.00%	1
BPHL-TAMPA (SPECTRUM BLVD)		1			1
KROGER - KRO03500560		1			1
JOSEPH L MORSE GERIATRIC CENTER		1			1
DG ESTHETIC AND THERAPY CENTER INC			1	100.00%	1
KROGER - KRO01100012		1			1
KROGER - KRO01600273		1			1
KROGER - KRO01100485		1			1
BLOCK, NATION, CHASE, AND SMOLEN FAMILY MEDICINE		1			1
BAYFRONT HEALTH - PUNTA GORDA			1	100.00%	1
BRANDON COMMUNITY HEALTH CENTER			1	100.00%	1
CONSULATE HEALTH CARE OF SAFETY HARBOR		1			1
CAREFAST MURABELLA			1	100.00%	1
KROGER - KRO02500440			1	100.00%	1
KROGER - KRO02400728		1			1

Weekly SARS-CoV-2 IgG and total antibody results for Florida

Data through Jan 28, 2021 verified as of Jan 29, 2021 at 09:25 AM

Data in this report are provisional and subject to change.

The numbers in the table below represent the number for whom test results were received by the Department of Health. A person can be tested by more than one laboratory and can have both positive and negative results. **Therefore, the sum of the numbers in each column will be larger than the total number of people tested.**

Reporting lab	Inconclusive	Negative	Positive	Percent positive	Total
KROGER - KRO02500639		1			1
KROGER - KRO02900500		1			1
KROGER - KRO02600848		1			1
KROGER - KRO01800526		1			1
KROGER - KRO01800407		1			1
KROGER - KRO02100118		1			1
KROGER - KRO02100966		1			1
KROGER - KRO02100814		1			1
Total	465	778,830	134,954	14.76%	914,249

Weekly SARS-CoV-2 IgG and total antibody results for Florida

Data through Jan 28, 2021 verified as of Jan 29, 2021 at 09:25 AM

Data in this report are provisional and subject to change.

Results are reported from commercial laboratory doing serologic testing for COVID-19 IgG or total antibody (IgM and IgG). The performance of the individual commercial laboratory tests used is not known.

This table is the total number of people tested. Persons who had more than one specimen tested will only appear once in this table. If a person had a positive result and a negative result, they will be counted as positive. People are only counted as inconclusive if they did not have a positive or negative result.

County	Positive	Negative	Inconclusive	Total tested	Percent positivity	
Alachua	651	3,997	3	4,651	14.00%	<div></div>
Baker	67	220	0	287	23.34%	<div></div>
Bay	784	3,187	1	3,972	19.74%	<div></div>
Bradford	65	227	0	292	22.26%	<div></div>
Brevard	1,814	15,252	4	17,070	10.63%	<div></div>
Broward	13,800	82,368	80	96,248	14.34%	<div></div>
Calhoun	47	146	0	193	24.35%	<div></div>
Charlotte	746	6,160	4	6,910	10.80%	<div></div>
Citrus	328	2,561	0	2,889	11.35%	<div></div>
Clay	716	4,426	0	5,142	13.92%	<div></div>
Collier	2,936	19,320	6	22,262	13.19%	<div></div>
Columbia	171	640	0	811	21.09%	<div></div>
Dade	34,243	140,023	88	174,354	19.64%	<div></div>
Desoto	311	1,652	0	1,963	15.84%	<div></div>
Dixie	13	120	0	133	9.77%	<div></div>
Duval	3,980	22,370	6	26,356	15.10%	<div></div>
Escambia	1,142	4,690	1	5,833	19.58%	<div></div>
Flagler	358	3,212	1	3,571	10.03%	<div></div>
Franklin	42	639	0	681	6.17%	<div></div>
Gadsden	122	437	0	559	21.82%	<div></div>
Gilchrist	29	186	0	215	13.49%	<div></div>
Glades	23	51	0	74	31.08%	<div></div>
Gulf	40	219	0	259	15.44%	<div></div>
Hamilton	15	107	0	122	12.30%	<div></div>
Hardee	79	333	0	412	19.17%	<div></div>
Hendry	145	356	0	501	28.94%	<div></div>
Hernando	450	3,289	0	3,739	12.04%	<div></div>
Highlands	317	1,698	0	2,015	15.73%	<div></div>
Hillsborough	7,555	47,197	19	54,771	13.79%	<div></div>
Holmes	86	272	0	358	24.02%	<div></div>
Indian River	596	4,950	0	5,546	10.75%	<div></div>
Jackson	247	904	0	1,151	21.46%	<div></div>
Jefferson	26	246	0	272	9.56%	<div></div>
Lafayette	18	47	0	65	27.69%	<div></div>
Lake	1,621	12,696	3	14,320	11.32%	<div></div>
Lee	2,850	17,347	7	20,204	14.11%	<div></div>
Leon	1,044	6,179	6	7,229	14.44%	<div></div>
Levy	68	492	0	560	12.14%	<div></div>
Liberty	26	81	0	107	24.30%	<div></div>
Madison	38	167	0	205	18.54%	<div></div>
Manatee	1,670	11,368	5	13,043	12.80%	<div></div>
Marion	1,042	8,069	8	9,119	11.43%	<div></div>
Martin	741	5,941	1	6,683	11.09%	<div></div>
Monroe	579	5,205	1	5,785	10.01%	<div></div>

























Weekly SARS-CoV-2 IgG and total antibody results for Florida

Data through Jan 28, 2021 verified as of Jan 29, 2021 at 09:25 AM

Data in this report are provisional and subject to change.

Results are reported from commercial laboratory doing serologic testing for COVID-19 IgG or total antibody (IgM and IgG). The performance of the individual commercial laboratory tests used is not known.

This table is the total number of people tested. Persons who had more than one specimen tested will only appear once in this table. If a person had a positive result and a negative result, they will be counted as positive. People are only counted as inconclusive if they did not have a positive or negative result.

County	Positive	Negative	Inconclusive	Total tested	Percent positivity
Nassau	278	2,254	0	2,532	10.98% 
Okaloosa	1,017	4,538	2	5,557	18.30% 
Okeechobee	93	493	0	586	15.87% 
Orange	7,374	44,355	9	51,738	14.25% 
Osceola	2,283	11,175	1	13,459	16.96% 
Palm Beach	11,666	83,247	23	94,936	12.29% 
Pasco	1,948	14,530	0	16,478	11.82% 
Pinellas	8,360	56,577	21	64,958	12.87% 
Polk	2,362	12,761	2	15,125	15.62% 
Putnam	92	718	0	810	11.36% 
Santa Rosa	646	2,901	0	3,547	18.21% 
Sarasota	1,950	15,164	8	17,122	11.39% 
Seminole	1,919	14,127	2	16,048	11.96% 
St. Johns	1,202	9,167	5	10,374	11.59% 
St. Lucie	964	6,882	5	7,851	12.28% 
Sumter	653	5,802	1	6,456	10.11% 
Suwannee	112	419	0	531	21.09% 
Taylor	70	189	0	259	27.03% 
Union	42	136	0	178	23.60% 
Unknown	118	230	0	348	33.91% 
Volusia	1,860	18,051	7	19,918	9.34% 
Wakulla	106	658	0	764	13.87% 
Walton	404	2,300	0	2,704	14.94% 
Washington	92	341	0	433	21.25% 
Total	127,252	746,062	330	873,644	14.57%