

# Weekly SARS-CoV-2 IgG and total antibody results for Florida

Data through Dec 3, 2020 verified as of Dec 4, 2020 at 09:25 AM

Data in this report are provisional and subject to change.

Results are reported from commercial laboratory doing serologic testing for COVID-19 IgG or total antibody (IgM and IgG). The performance of the individual commercial laboratory tests used is not known.

## Summary

Total tested	641,451
Positive	72,203
Negative	568,939
Inconclusive	309

Profile age group	Positive	Negative	Inconclusive	Total tested	Percent positivity
0-4 years	521	2,006	7	2,534	20.56%
5-14 years	1,925	9,011	6	10,942	17.59%
15-24 years	6,829	34,168	31	41,028	16.64%
25-34 years	8,843	60,801	41	69,685	12.69%
35-44 years	10,505	81,486	40	92,031	11.41%
45-54 years	13,803	104,012	39	117,854	11.71%
55-64 years	13,763	120,402	53	134,218	10.25%
65-74 years	10,202	102,086	57	112,345	9.08%
75-84 years	4,528	44,439	25	48,992	9.24%
85+ years	1,243	10,185	10	11,438	10.87%
Unknown	41	343	0	384	10.68%
<b>Total</b>	<b>72,203</b>	<b>568,939</b>	<b>309</b>	<b>641,451</b>	<b>11.26%</b>

Gender	Positive	Negative	Inconclusive	Total tested	Percent positivity
Female	39,514	321,598	158	361,270	10.94%
Male	32,490	245,209	150	277,849	11.69%
Unknown	199	2,132	1	2,332	8.53%
<b>Total</b>	<b>72,203</b>	<b>568,939</b>	<b>309</b>	<b>641,451</b>	<b>11.26%</b>

Race	Positive	Negative	Inconclusive	Total tested	Percent positivity
Unknown	27,526	347,476	143	375,145	7.34%
White	30,298	165,709	116	196,123	15.45%
Other	8,663	36,771	29	45,463	19.06%
Black	5,716	18,983	21	24,720	23.12%
<b>Total</b>	<b>72,203</b>	<b>568,939</b>	<b>309</b>	<b>641,451</b>	<b>11.26%</b>

Ethnicity	Positive	Negative	Inconclusive	Total tested	Percent positivity
Unknown	31,346	379,929	163	411,438	7.62%
Nhispanic	22,738	129,898	92	152,728	14.89%
Hispanic	18,119	59,112	54	77,285	23.44%
<b>Total</b>	<b>72,203</b>	<b>568,939</b>	<b>309</b>	<b>641,451</b>	<b>11.26%</b>

For further information about antibody testing please visit the CDC website:

<https://www.cdc.gov/coronavirus/2019-ncov/lab/resources/antibody-tests-guidelines.html>

<https://www.cdc.gov/coronavirus/2019-ncov/testing/serology-overview.html>

# Weekly SARS-CoV-2 IgG and total antibody results for Florida

Data through Dec 3, 2020 verified as of Dec 4, 2020 at 09:25 AM

Data in this report are provisional and subject to change.

The numbers in the table below represent the number for whom test results were received by the Department of Health. A person can be tested by more than one laboratory and can have both positive and negative results. **Therefore, the sum of the numbers in each column will be larger than the total number of people tested.**

Reporting lab	Inconclusive	Negative	Positive	Percent positive	Total
QUEST DIAGNOSTICS	15	318,222	34,867	9.87%	<b>353,104</b>
LABORATORY CORPORATION OF AMERICA	320	154,934	21,353	12.09%	<b>176,607</b>
BIO REFERENCE LABORATORIES, INC		15,820	3,244	17.02%	<b>19,064</b>
MAYO CLINIC LABORATORIES	22	7,564	874	10.33%	<b>8,460</b>
NCH NORTH NAPLES HOSPITAL LAB		6,378	529	7.66%	<b>6,907</b>
NATIONWIDE LABORATORY SERVICES INC		6,272	429	6.40%	<b>6,701</b>
PALM BEACH COUNTY HEALTH DEPT LAB		4,568	840	15.53%	<b>5,408</b>
BAPTIST HEALTH SOUTH FLORIDA		4,119	814	16.50%	<b>4,933</b>
ST JOSEPHS HOSPITAL LABORATORY		4,426	278	5.91%	<b>4,704</b>
ADVENTIST HEALTH SYSTEMS SUNBELT INC DBA		3,786	340	8.24%	<b>4,126</b>
JACKSON MEMORIAL HOSPITAL CLINICAL LAB		2,294	980	29.93%	<b>3,274</b>
ADVENTHEALTH LAB		2,142	571	21.05%	<b>2,713</b>
MORTON PLANT HOSPITAL-ADLER INSTITUTE		2,097	342	14.02%	<b>2,439</b>
FLORIDA MEDICAL CLINIC PA		2,105	272	11.44%	<b>2,377</b>
ORLANDO HEALTH SYSTEM		1,300	497	27.66%	<b>1,797</b>
I PATHOLOGY LLC		1,669	110	6.18%	<b>1,779</b>
JUPITER MEDICAL CENTER LAB		1,483	189	11.30%	<b>1,672</b>
DESOTO MEMORIAL HOSPITAL		1,407	265	15.85%	<b>1,672</b>
SARASOTA MEMORIAL HOSPITAL MAIN LAB		1,460	200	12.05%	<b>1,660</b>
ONEBLOOD INC		1,281	179	12.26%	<b>1,460</b>
ADVENT HEALTH LAB		859	490	36.32%	<b>1,349</b>
ADVENTHEALTH CENTRA CARE LAKE BUENA VISTA		1,086	94	7.97%	<b>1,180</b>
WEST KENDALL BAPTIST HOSPITAL		1,074	85	7.33%	<b>1,159</b>
ASCENSION ST VINCENT'S - RIVERSIDE		1,042	105	9.15%	<b>1,147</b>
BETHESDA HOSPITAL EAST		1,036	46	4.25%	<b>1,082</b>
NAPLES COMMUNITY HOSPITAL		907	164	15.31%	<b>1,071</b>
UNIVERSITY OF MIAMI HOSPITAL		923	99	9.69%	<b>1,022</b>
ASCENSION SACRED HEART HOSPITAL - PENSACOLA		851	110	11.45%	<b>961</b>
ADVENT HEALTH - DAYTONA BEACH		903	35	3.73%	<b>938</b>
LEE HEALTH - CAPE CORAL HOSPITAL		805	112	12.21%	<b>917</b>
ADVENTHEALTH CENTRA CARE WINTER GARDEN		774	56	6.75%	<b>830</b>
UF HEALTH JACKSONVILLE		655	122	15.70%	<b>777</b>
ADVENTHEALTH CENTRA CARE HUNTERS CREEK		640	106	14.21%	<b>746</b>
AMERICAN HEALTH ASSOCIATES		571	139	19.58%	<b>710</b>
ADVENTHEALTH CENTRA CARE DR PHILLIPS		661	45	6.37%	<b>706</b>
BPHL-JACKSONVILLE		597	108	15.32%	<b>705</b>
ADVENTHEALTH CENTRA CARE WINTER PARK		642	43	6.28%	<b>685</b>
MEMORIAL REGIONAL HOSPITAL CLINICAL LABORATORY	35	483	160	23.60%	<b>678</b>
ADVENTHEALTH CENTRA CARE UNIVERSITY		637	27	4.07%	<b>664</b>
LARKIN COMMUNITY HOSPITAL	1	495	156	23.93%	<b>652</b>
NORTH SHORE LONG ISLAND JEWISH HEALTH		588	56	8.70%	<b>644</b>

# Weekly SARS-CoV-2 IgG and total antibody results for Florida

Data through Dec 3, 2020 verified as of Dec 4, 2020 at 09:25 AM

Data in this report are provisional and subject to change.

The numbers in the table below represent the number for whom test results were received by the Department of Health. A person can be tested by more than one laboratory and can have both positive and negative results. **Therefore, the sum of the numbers in each column will be larger than the total number of people tested.**

Reporting lab	Inconclusive	Negative	Positive	Percent positive	Total
LABTECH DIAGNOSTIC		553	64	10.37%	<b>617</b>
VIRACOR EUROFINS		509	83	14.02%	<b>592</b>
HOMESTEAD HOSPITAL CLINICAL LABORATORY		543	44	7.50%	<b>587</b>
ADVENTHEALTH CENTRA CARE SANFORD		538	44	7.56%	<b>582</b>
ADVENTHEALTH CENTRA CARE ST CLOUD		505	73	12.63%	<b>578</b>
ADVENTHEALTH CENTRA CARE LEE ROAD		528	31	5.55%	<b>559</b>
ADVENTHEALTH CENTRA CARE KISSIMMEE		505	52	9.34%	<b>557</b>
ADVENTHEALTH CENTRA CARE CLERMONT		517	36	6.51%	<b>553</b>
CSL PLASMA		451	102	18.44%	<b>553</b>
ADVENTHEALTH CENTRA CARE SAND LAKE		509	36	6.61%	<b>545</b>
ADVENTHEALTH CENTRA CARE LAKE MARY		502	36	6.69%	<b>538</b>
ADVANCED URGENT CARE		516	20	3.73%	<b>536</b>
ADVENTIST HEALTH SYSTEMS, SUNBELT INC		496	38	7.12%	<b>534</b>
AHCC WESLEY CHAPEL		476	55	10.36%	<b>531</b>
PWNHEALTH	2	2	524	99.24%	<b>528</b>
ADVENTHEALTH CENTRA CARE APOPKA		450	66	12.79%	<b>516</b>
LAKELAND REGIONAL MEDICAL CENTER		268	246	47.86%	<b>514</b>
ADVENTHEALTH CENTRA CARE WATERFORD LAKES		460	47	9.27%	<b>507</b>
ADVENTHEALTH CENTRA CARE ORANGE LAKE		452	43	8.69%	<b>495</b>
HEALTH FIRST ADVENTHEALTH CENTRA CARE GATEWAY		459	30	6.13%	<b>489</b>
SARKIS CLINICAL TRIALS		416	70	14.40%	<b>486</b>
ADVENTHEALTH CENTRA CARE MOUNT DORA		435	44	9.19%	<b>479</b>
WATSON CLINIC LLP		348	128	26.89%	<b>476</b>
UF HEALTH SHANDS HOSPITAL		414	57	12.10%	<b>471</b>
OCALA FAMILY MEDICAL CENTER INC		430	37	7.92%	<b>467</b>
ADVENTHEALTH CENTRA CARE ALTAMONTE		431	30	6.51%	<b>461</b>
TESTING MATTERS INC		365	94	20.48%	<b>459</b>
ADVENTHEALTH CENTRA CARE LAKELAND		430	26	5.70%	<b>456</b>
BOSTON HEART DIAGNOSTICS CORP		377	74	16.41%	<b>451</b>
ADVENTHEALTH CENTRA CARE PORT ORANGE		396	34	7.91%	<b>430</b>
ASCEND CLINICAL		337	87	20.52%	<b>424</b>
ADVENTHEALTH CENTRA CARE AZALEA PARK		383	34	8.15%	<b>417</b>
ADVENTHEALTH CENTRA CARE OVIEDO		353	55	13.48%	<b>408</b>
HEALTH FIRST ADVENTHEALTH CENTRA CARE TITUSVILLE		358	27	7.01%	<b>385</b>
ECCO LAB GROUP CO		127	248	66.13%	<b>375</b>
ALABAMA CLINICS		323	35	9.78%	<b>358</b>

# Weekly SARS-CoV-2 IgG and total antibody results for Florida

Data through Dec 3, 2020 verified as of Dec 4, 2020 at 09:25 AM

Data in this report are provisional and subject to change.

The numbers in the table below represent the number for whom test results were received by the Department of Health. A person can be tested by more than one laboratory and can have both positive and negative results. **Therefore, the sum of the numbers in each column will be larger than the total number of people tested.**

Reporting lab	Inconclusive	Negative	Positive	Percent positive	Total
ADVENTHEALTH CENTRA CARE COLONIAL TOWN		329	22	6.27%	<b>351</b>
ADVENTHEALTH CENTRA CARE LONGWOOD		319	23	6.73%	<b>342</b>
HEALTH FIRST ADVENTHEALTH CENTRA CARE COCOA		304	17	5.30%	<b>321</b>
ADVENTHEALTH CENTRA CARE SOUTH ORANGE		287	32	10.03%	<b>319</b>
HEALTH FIRST ADVENTHEALTH CENTRA CARE MALABAR		258	26	9.15%	<b>284</b>
ADVENTHEALTH CENTRA CARE LEESBURG		247	29	10.51%	<b>276</b>
BAPTIST HEALTHCARE - BAPTIST HOSPITAL		235	41	14.86%	<b>276</b>
ADVENTIST HEALTH SYSTEMS SUNBELT IN DBA		255	19	6.93%	<b>274</b>
AIT LABORATORIES		249	25	9.12%	<b>274</b>
MEDONE URGENT CARE CENTER		268	3	1.11%	<b>271</b>
JACKSON HOSPITAL CLINICAL LABORATORY		225	34	13.13%	<b>259</b>
SUNRISE MEDICAL LABORATORIES		222	31	12.25%	<b>253</b>
ADVENTHEALTH CENTRA CARE KIDS LAKE MARY		223	11	4.70%	<b>234</b>
EMPIRE CITY LABORATORIES INC		176	50	22.12%	<b>226</b>
CLINICAL REFERENCE LABORATORY		203	23	10.18%	<b>226</b>
ACCESS MEDICAL LABORATORIES		154	72	31.86%	<b>226</b>
ARUP LABORATORIES	3	190	30	13.45%	<b>223</b>
FLORIDA CANCER SPECIALISTS AND RESEARCH		143	79	35.59%	<b>222</b>
WALGREENS		200	21	9.50%	<b>221</b>
PWN HEALTH	1	156	63	28.64%	<b>220</b>
FLORIDA HOSPITAL - TAMPA		168	49	22.58%	<b>217</b>
MILLENNIUM PHYSICIAN GROUP LLC		175	37	17.45%	<b>212</b>
HOLY CROSS HOSPITAL CLINICAL LAB	4	154	50	24.04%	<b>208</b>
HOSPITAL FOR SPECIAL SURGERY		197	6	2.96%	<b>203</b>
ADVENT HEALTH CENTRA CARE -WINTER PARK KIDS URGENT CARE		192	10	4.95%	<b>202</b>
ADVANCED URGENT CARE OF MARATHON	1	179	19	9.55%	<b>199</b>
ADVENTHEALTH CENTRA CARE CONWAY		165	28	14.51%	<b>193</b>
PIONEER CLINICAL LAB, LLC		172	14	7.53%	<b>186</b>
BAPTIST HEALTHCARE - GULF BREEZE HOSPITAL		166	15	8.29%	<b>181</b>
OCALA FAMILY MEDICAL CENTER	1	162	9	5.23%	<b>172</b>
ABSOLUTE HEALTH		154	16	9.41%	<b>170</b>
FLORIDA HOSPITAL FLAGLER		143	25	14.88%	<b>168</b>
WESTCHESTER HOSPITAL		126	38	23.17%	<b>164</b>
LENCO MEDICAL LABORATORY		144	19	11.66%	<b>163</b>

# Weekly SARS-CoV-2 IgG and total antibody results for Florida

Data through Dec 3, 2020 verified as of Dec 4, 2020 at 09:25 AM

Data in this report are provisional and subject to change.

The numbers in the table below represent the number for whom test results were received by the Department of Health. A person can be tested by more than one laboratory and can have both positive and negative results. **Therefore, the sum of the numbers in each column will be larger than the total number of people tested.**

Reporting lab	Inconclusive	Negative	Positive	Percent positive	Total
ADVENTHEALTH CENTRA CARE		147	15	9.26%	<b>162</b>
DOCTORS HOSPITAL		77	78	50.32%	<b>155</b>
DEPARTMENT OF CLINICAL LABS		150	4	2.60%	<b>154</b>
BAPTIST HEALTH - JACKSONVILLE	1	109	40	26.67%	<b>150</b>
NEW YORK HOSPITAL LABORATORIES	1	127	21	14.09%	<b>149</b>
XERA MED RESEARCH		89	57	39.04%	<b>146</b>
BAYFRONT HEALTH - ST PETERSBURG		117	25	17.61%	<b>142</b>
DYNIX DIAGNOSTIX		119	14	10.53%	<b>133</b>
EXPRESS CARE OF BELLEVIEW	1	124	3	2.34%	<b>128</b>
MIDWAY SPECIALTY CARE CENTER DIAGNOSTICS		88	40	31.25%	<b>128</b>
PALMETTO GENERAL HOSPITAL LAB		88	33	27.27%	<b>121</b>
UNITED CLINICAL LABORATORY LLC		116	1	0.85%	<b>117</b>
INTERNATIONAL MEDICAL LABORATORY		106	9	7.83%	<b>115</b>
FLORIDA LABORATORY ANALYSIS		97	16	14.16%	<b>113</b>
UHEALTH CORAL GABLES/LENNAR MED CTR		91	20	18.02%	<b>111</b>
CAREMOUNT MEDICAL - PATHOLOGY		103	5	4.63%	<b>108</b>
NONA SCIENTIFIC		90	17	15.89%	<b>107</b>
ENZO CLINICAL LABS INC		88	10	10.20%	<b>98</b>
SELECT LABORATORIES - MARION COUNTY, FL LLC		86	8	8.51%	<b>94</b>
PRIMARY CARE OF THE TREASURE COAST		74	18	19.57%	<b>92</b>
FLORIDA CANCER SPECIALISTS & RESEARCH INSTITUTE		66	23	25.84%	<b>89</b>
NORTH PINELLAS STATMED QUICK QUALITY CLINICS		86	3	3.37%	<b>89</b>
ADVANCED UROLOGY ASSOCIATES OF FLORIDA		85	4	4.49%	<b>89</b>
FUNCTIONAL FLUIDICS LLC	1	78	10	11.24%	<b>89</b>
FLORIDA HOSPITAL HEARTLAND MED CTR CLINICAL LAB		62	26	29.55%	<b>88</b>
NYU HOSPITALS CENTER CLINICAL LABORATORIES		75	12	13.79%	<b>87</b>
GULFVIEW MEDICAL INSTITUTE		83	1	1.19%	<b>84</b>
MOUNT SINAI LABORATORY		69	11	13.75%	<b>80</b>
BELLEVUE HOSPITAL CENTER DEPARTMENT		71	8	10.13%	<b>79</b>
COASTAL INTERNAL MEDICINE		70	7	9.09%	<b>77</b>
MEADOWCREST FAMILY PHYSICIANS		75	1	1.32%	<b>76</b>
NEW YORK PRESBYTERIAN - CUMC CLINICAL		60	10	14.29%	<b>70</b>
FLORIDA HOSPITAL WATERMAN LABORATORY		47	20	29.85%	<b>67</b>
PINELLAS CARE CLINIC		49	13	20.97%	<b>62</b>
ANNE BATES LEACH EYE HOSPITAL/ ABLEH MICROBIOLOGY LABORATORY		58	4	6.45%	<b>62</b>
ALL CHILDREN'S HOSPITAL		48	13	21.31%	<b>61</b>
NEO GENOMICS - FORT MYERS		60	1	1.64%	<b>61</b>

# Weekly SARS-CoV-2 IgG and total antibody results for Florida

Data through Dec 3, 2020 verified as of Dec 4, 2020 at 09:25 AM

Data in this report are provisional and subject to change.

The numbers in the table below represent the number for whom test results were received by the Department of Health. A person can be tested by more than one laboratory and can have both positive and negative results. **Therefore, the sum of the numbers in each column will be larger than the total number of people tested.**

Reporting lab	Inconclusive	Negative	Positive	Percent positive	Total
MILLENNIUM PHYSICIAN GROUP		43	14	24.56%	57
UNKNOWN		35	22	38.60%	57
STONY BROOK SOUTHAMPTON		53	3	5.36%	56
CSL PLASMA CENTER		15	40	72.73%	55
CHARLES AIESI CONSULTING INC		46	9	16.36%	55
MYTEST DIAGNOSTICS		41	11	21.15%	52
NEIGHBORHOOD MEDICAL CENTER		49	3	5.77%	52
BAPTIST HEALTH - SOUTH		45	7	13.46%	52
DOC SMILEY'S URGENT CARE		51			51
BPHL-MIAMI		43	8	15.69%	51
ASSOCIATED PATHOLOGISTS, LLC		34	11	24.44%	45
HENDRY REGIONAL MEDICAL CENTER		36	6	14.29%	42
HEALTH CENTER AT SINAI RESIDENCES		37	4	9.76%	41
WELLINGTON REGIONAL MED CTR LAB		21	17	44.74%	38
CSL PLASMA INC		5	32	86.49%	37
INSTITUTE OF PATHOLOGY KINGS COUNTY		35	2	5.41%	37
NORTH CENTRAL BRONX HOSPITAL		35			35
JACOBI MEDICAL CENTER		32			32
MAXHEALTH		26	6	18.75%	32
BVL/LITTLE ANGEL PEDIATRICS		27	4	12.90%	31
LINCOLN MEDICAL AND MENTAL HEALTH CENTER		29	2	6.45%	31
US BIOTEK LABORATORIES		24	6	20.00%	30
WALGREEN		28	2	6.67%	30
NORTH SHORE MEDICAL CENTER		17	11	39.29%	28
GESSLER CLINIC PA	1	21	6	21.43%	28
GESSLER CLINIC		22	6	21.43%	28
WADSWORTH CENTER - DAVID AXELROD INSTITUTE	1	25	1	3.70%	27
METROPOLITAN HOSPITAL CENTER		26			26
WHITE PLAINS HOSPITAL CENTER LAB		25	1	3.85%	26
CERNERELR_ADVENT		19	7	26.92%	26
CLEARWATER STATMED QUICK QUALITY CLINICS		23	2	8.00%	25
MIDWAY SPECIALTY CARE CENTER		11	13	54.17%	24
ISLAND PARADISE DENTAL		24			24
FLORIDA HOSPITAL DELAND		22	1	4.35%	23
PROHEALTH		8	15	65.22%	23
SUNCOAST PATHOLOGY ASSOCIATES		17	6	26.09%	23
HARLEM HOSPITAL CENTER		22			22
ACCESS MEDICAL LABS		9	12	57.14%	21
ADVANCED URGENT CARE CENTER		11	10	47.62%	21



# Weekly SARS-CoV-2 IgG and total antibody results for Florida

Data through Dec 3, 2020 verified as of Dec 4, 2020 at 09:25 AM

Data in this report are provisional and subject to change.

The numbers in the table below represent the number for whom test results were received by the Department of Health. A person can be tested by more than one laboratory and can have both positive and negative results. **Therefore, the sum of the numbers in each column will be larger than the total number of people tested.**

Reporting lab	Inconclusive	Negative	Positive	Percent positive	Total
AVECINA MEDICAL		17	3	15.00%	20
SAINT MARY'S MEDICAL CENTER		13	7	35.00%	20
HIALEAH HOSPITAL		7	12	63.16%	19
CONEY ISLAND HOSPITAL		16	3	15.79%	19
TREASURE COAST PRIMARY CARE		17	1	5.56%	18
MACDILL AIR FORCE BASE		16	2	11.11%	18
BAPTIST HEALTH - BEACHES		15	3	16.67%	18
INTERLAB	1	9	8	44.44%	18
MONTEFIORE MEDICAL CENTER LABORATORIES - MOSES		15	2	11.76%	17
PALMS WEST HOSPITAL LAB		12	5	29.41%	17
ASSOCIATED CLINICAL LABORATORIES		17			17
ELMHURST HOSPITAL CENTER		17			17
ACCESS POINT HEALTHCARE URGENT & PRIMARY CARE		8	9	52.94%	17
CELAL GUROL ERBAY, MD			16	100.00%	16
WHITE WILSON MEDICAL CENTER			16	100.00%	16
BRONX LEBANON HOSPITAL-MEDICAL CENTER		13	2	13.33%	15
NEWYORK-PRESBYTERIAN/ LAWRENCE HOSPITAL LABORATORY		14	1	6.67%	15
LILY PHARMACY		6	9	60.00%	15
DYNIX DIAGNOSTICS		4	10	71.43%	14
QUEENS HOSPITAL CENTER		12	2	14.29%	14
PATHWAY PHARMACY		14			14
PRIMEHEALTH URGENT CARE		13	1	7.14%	14
INDIAN RIVER PATHOLOGY LLC		11	2	15.38%	13
FIRST CHOICE URGENT CARE		1	12	92.31%	13
MAIMONIDES MEDICAL CENTER		11	1	8.33%	12
NASSAU UNIVERSITY MEDICAL CENTER DEPT		11	1	8.33%	12
WESTCHESTER MEDICAL CENTER		12			12
SIMEDHEALTH LLC		11	1	8.33%	12
ST LUCIE MEDICAL CENTER		10	2	16.67%	12
ACUTIS DIAGNOSTICS		8	3	27.27%	11
TOM LEE COMMUNITY HEALTH CENTER			11	100.00%	11
WADSWORTH HEALTH CENTER		1	10	90.91%	11
NEW YORK PRESBYTERIAN - QUEENS DIAGNOSTIC		9	2	18.18%	11
KEYS AHEC SCHOOL MEDICAL CLINIC		8	3	27.27%	11
AMELIA EXPRESS CARE		6	4	40.00%	10
PHAROS HEALTH		10			10
CORAL GABLES HOSPITAL CLINICAL LABORATORY		8	2	20.00%	10
CRANE CENTER		9	1	10.00%	10
FLORIDA CANCER SPECIALISTS		5	5	50.00%	10

# Weekly SARS-CoV-2 IgG and total antibody results for Florida

Data through Dec 3, 2020 verified as of Dec 4, 2020 at 09:25 AM

Data in this report are provisional and subject to change.

The numbers in the table below represent the number for whom test results were received by the Department of Health. A person can be tested by more than one laboratory and can have both positive and negative results. **Therefore, the sum of the numbers in each column will be larger than the total number of people tested.**

Reporting lab	Inconclusive	Negative	Positive	Percent positive	Total
UNIVERSITY OF ALABAMA AT BIRMINGHAM		9	1	10.00%	10
BINAXNOW		9	1	10.00%	10
SOUTHERN LABORATORY		10			10
JFK MEDICAL CENTER LAB		7	2	22.22%	9
BAPTIST HEALTH - NASSAU		8	1	11.11%	9
AVENTURA HOSPITAL LAB		7	2	22.22%	9
DELRAY MEDICAL CENTER LAB		7	2	22.22%	9
WEST BOCA MEDICAL CENTER LAB		8	1	11.11%	9
NEOGENOMICS LABORATORIES INC		8	1	11.11%	9
MULBERRY'S MOBILE PROVIDER SERVICES LLC			9	100.00%	9
THE CENTER FOR URGENT CARE		5	4	44.44%	9
NORTHWEST MEDICAL CENTER		7	2	22.22%	9
AHEC CLINIC		7	2	22.22%	9
FLORIDA HOSPITAL FISH MEMORIAL		4	4	50.00%	8
SIMED LABORATORY		8			8
PATHGROUP LABS LLC		7	1	12.50%	8
WOODHULL MEDICAL AND MENTAL HEALTH CTR		8			8
MERCY HOSPITAL A CAMPUS OF PLANTATION GEN HOSP LAB		6	2	25.00%	8
DAVID B HEVERT MD PA		8			8
FLORIDA CANCER SPECIALISTS & RESEARCH INSTITUTE,		6	2	25.00%	8
ADVENT HEALTH - HEART OF FLORIDA ER		4	4	50.00%	8
FLORIDA CANCER SPECIALISTS & RESEARCH		6	2	25.00%	8
SEASIDE HEALTH AND REHABILITATION CENTER		4	4	50.00%	8
CLINICAL PATHOLOGY LABS			8	100.00%	8
AMA MEDICAL GROUP LLC		7	1	12.50%	8
STAGEZERO LIFE SCIENCES INC		7			7
AVECINA MEDICAL OAKLEAF		7			7
HEALTHLINK DIAGNOSTIC LABORATORIES		7			7
VETERAN AFFAIRS MEDICAL CENTER - JAMES J PETERS		5	2	28.57%	7
POARCH BANC CREEK INDIANS TRIBAL HEALTH DEPARTMENT		4	3	42.86%	7
DIAGNOSTIC LABORATORY OF OKLAHOMA		6	1	14.29%	7
NORTHEAST FLORIDA NEUROLOGY CLINICS, INC			7	100.00%	7
ANGELS DIAGNOSTIC GROUP		4	3	42.86%	7
MEDICAL GROUP OF SOUTH FLORIDA		3	4	57.14%	7
UNIV OF ROCHESTER-STRONG MEMORIAL HOSP		6	1	14.29%	7
PATEL MEDICAL VENTURES		7			7
UR MEDICINE LABS- CENTRAL LABORATORY		5	2	28.57%	7
AMERICAN RESEARCH LABS		1	6	85.71%	7
BVL PEDIATRICS		6			6



# Weekly SARS-CoV-2 IgG and total antibody results for Florida

Data through Dec 3, 2020 verified as of Dec 4, 2020 at 09:25 AM

Data in this report are provisional and subject to change.

The numbers in the table below represent the number for whom test results were received by the Department of Health. A person can be tested by more than one laboratory and can have both positive and negative results. **Therefore, the sum of the numbers in each column will be larger than the total number of people tested.**

Reporting lab	Inconclusive	Negative	Positive	Percent positive	Total
SMA SPECIALTY MEDICAL LAB		1	5	83.33%	6
FLORIDA CANCER SPECIALISTS &		4	2	33.33%	6
LABORATORY ALLIANCE OF CENTRAL NEW YORK		6			6
CENTRAL FLORIDA HEALTHCARE GROUP LLC		6			6
RIVER TOWN DIAGNOSTIC LLC		5	1	16.67%	6
BETHESDA HOSPITAL WEST		3	3	50.00%	6
WALK IN MEDICAL URGENT CARE		6			6
TALLAHASSEE MEMORIAL HOSPITAL			6	100.00%	6
MIDWAY SPECIALLY CARE CENTER		2	4	66.67%	6
PINNACLES PEDS CARE PA		6			6
MEDICAL VB		5	1	16.67%	6
UNIVERSITY HOSPITAL AND MEDICAL CENTER		5	1	16.67%	6
MEDEXPRESS URGENT CARE			5	100.00%	5
LABORATORY OF FLORIDA		3	2	40.00%	5
QUEST DIAG UNSPECIFD		1	4	80.00%	5
ERIE COUNTY PUBLIC HEALTH CLINICAL		5			5
BITTINGS APOTHECARY INC		5			5
QUALITY MEDICAL CARE		4	1	20.00%	5
MONTEFIORE MEDICAL CENTER LABS MONTEFIORE		5			5
LAB		5			5
LAKE NONA MEDICAL SERVICES		3	2	40.00%	5
FLORIDA HOSPITAL WAUCHULA		5			5
ST. JAMES BAY HEALTH AND REHABILITATION CENTER		5			5
KROGER - KRO03500518		5			5
KETAMINE HEALTH CENTERS LLC			5	100.00%	5
SUNCOAST COMMUNITY HEALTH CENTERS PEDIATRICS			5	100.00%	5
MEDICAL DIAGNOSTIC LABORATORIES		4	1	20.00%	5
TWIN CITIES HOSPITAL		4	1	20.00%	5
LABCORP (NON-INTERFACED)		1	4	80.00%	5
OUT OF STATE		5			5
LABORATORY OF FLORIDA LLC		5			5
PALM BEACH GARDENS MEDICAL CTR LAB		1	3	75.00%	4
GOOD SAMARITAN MEDICAL CENTER LAB		4			4
HEALTHQUEST ESOTERICS		1	3	75.00%	4
VIBRANT AMERICA		4			4
BLISS HEALTHCARE SERVICES			4	100.00%	4
ASCENSION ST VINCENT'S - CLAY		3	1	25.00%	4
LOURDES HOSPITAL INC		4			4
PANCARE OF FLORIDA INC			4	100.00%	4

# Weekly SARS-CoV-2 IgG and total antibody results for Florida

Data through Dec 3, 2020 verified as of Dec 4, 2020 at 09:25 AM

Data in this report are provisional and subject to change.

The numbers in the table below represent the number for whom test results were received by the Department of Health. A person can be tested by more than one laboratory and can have both positive and negative results. **Therefore, the sum of the numbers in each column will be larger than the total number of people tested.**

Reporting lab	Inconclusive	Negative	Positive	Percent positive	Total
ADVENT HEALTH CENTRA CARE - BRANDON			4	100.00%	4
AVECINA		3	1	25.00%	4
NEW YORK PRESBYTERIAN - ALLEN HOSPITAL		4			4
URGENT CARE CURE			4	100.00%	4
APP-UNIPATH, LLC		4			4
DOCTOR'S MEMORIAL HOSPITAL		4			4
BAPTIST HEALTHCARE - JAY HOSPITAL		3	1	25.00%	4
WEST TENNESSEE REGIONAL BLOOD CENTER		4			4
MEDRITE URGENT CARE			4	100.00%	4
WINDERMERE MEDICAL CENTER		4			4
PROVIDENCE HOSPITAL LABORATORY		2	2	50.00%	4
SONATA BOYNTON BEACH		3	1	25.00%	4
LAB INTERMARKET FACILITY LAB		4			4
ARCPOINT LABS		3	1	25.00%	4
LARGO DIAGNOSTIC CLINIC		4			4
LPG COCONUT POINT		4			4
FLORIDA MEDICAL CLINIC		2	1	33.33%	3
HEALGEN SCIENTIFIC			3	100.00%	3
TAMPA GENERAL HOSPITAL		2	1	33.33%	3
AMELIA URGENT CARE		2	1	33.33%	3
PATIENTS CHOICE LABORATORIES		3			3
BROOKLYN HOSPITAL CENTER DOWNTOWN CAMPUS		3			3
LYNN KEEFE, MD PEDIATRICS			3	100.00%	3
KROGER - KRO61500016		3			3
LATE HOURS URGENT CARE		3			3
KROGER - KRO03400316		3			3
RDX BIOSCIENCE			3	100.00%	3
GLOBAL PATHOLOGY		3			3
PHARMCO RX		3			3
NEW PLANT CITY FAMILY CARE			3	100.00%	3
NORWOOD URGENT CARE			3	100.00%	3
FIRST CHOICE PEDIATRICS			3	100.00%	3
CORNERSTONE OF RECOVERY INC		3			3
AUBURN COMMUNITY HOSPITAL		2	1	33.33%	3
SOUTHERN FAMILY HEALTH			3	100.00%	3
ALBANY MEDICAL CENTER		3			3
TREASURE COAST MEDICAL ASSOCIATES			3	100.00%	3
FLORIDA CANCER INSTITUTE			3	100.00%	3
KALEIDA HEALTH CENTER FOR LABORATORY		3			3

# Weekly SARS-CoV-2 IgG and total antibody results for Florida

Data through Dec 3, 2020 verified as of Dec 4, 2020 at 09:25 AM

Data in this report are provisional and subject to change.

The numbers in the table below represent the number for whom test results were received by the Department of Health. A person can be tested by more than one laboratory and can have both positive and negative results. **Therefore, the sum of the numbers in each column will be larger than the total number of people tested.**

Reporting lab	Inconclusive	Negative	Positive	Percent positive	Total
LINCOLN DIAGNOSTIC LAB		2	1	33.33%	3
BMHSI-AEL MICROBIOLOGY LABORATORY		1	2	66.67%	3
NORTH OKALOOSA MEDICAL CENTER		2	1	33.33%	3
PERDIDO URGENT CARE		1	2	66.67%	3
VISTA CLINICAL		3			3
NORTH FLORIDA REGIONAL MEDICAL CENTER			3	100.00%	3
SANFORD LABORATORIES		3			3
NIGHT LITE PEDIATRICS			3	100.00%	3
STATLAB_MOBILE		3			3
MICHAEL AKPEKE MD		2	1	33.33%	3
SUNCOAST OPTIMAL WELLNESS		2	1	33.33%	3
NONE		2	1	33.33%	3
MIDDLETOWN MEDICAL P C		3			3
HARMONY CLINIC			3	100.00%	3
CHARLOTTE CHD PORT CHARLOTTE		2	1	33.33%	3
HUNTSVILLE HOSPITAL LABORATORY		2	1	33.33%	3
ADVENT HEALTH - NEW SMYRNA		2	1	33.33%	3
THE MARY IMOGENE BASSETT HOSPITAL		3			3
RCA LABORATORY SERVICES, LLC		1	2	66.67%	3
DOCTORS CLINICAL LABORATORY, INC			3	100.00%	3
PRISMA HEALTH GREENVILLE MEMORIAL HOSPITAL LAB			3	100.00%	3
BROOKDALE UNIVERSITY HOSPITAL		3			3
LAKE NONA MEDICAL SERVICE LLC		2			2
HIGHLANDS REGIONAL MEDICAL CENTER		1	1	50.00%	2
LAB CORP			2	100.00%	2
NIGHT LITE PEDIATRICS URGENT CARE		1	1	50.00%	2
STATMED OCALA		2			2
STARKE FAMILY MEDICAL CENTER		2			2
ST. CLOUD PHARMACY AND WELLNESS CENTER		1	1	50.00%	2
VASSAR HEALTH CONNECTICUT, INC DBA SHARON HOSPITAL		2			2
ADVANCED URGENT CARE CENTER OF THE UPPER KEYS		1	1	50.00%	2
AMERICAN FAMILY MEDICAL		2			2
BAPTIST HEALTH - NORTH			2	100.00%	2
CATHOLIC HEALTH SYSTEM DEPT LABORATORY		2			2
CARENOW URGENT CARE		2			2
KROGER - KRO70100127		2			2
LEE HEALTH - LEE MEMORIAL HOSPITAL			2	100.00%	2
LAWNWOOD REGIONAL MEDICAL CENTER		2			2
FLO-MEDILAB SERVICES			2	100.00%	2

# Weekly SARS-CoV-2 IgG and total antibody results for Florida

Data through Dec 3, 2020 verified as of Dec 4, 2020 at 09:25 AM

Data in this report are provisional and subject to change.

The numbers in the table below represent the number for whom test results were received by the Department of Health. A person can be tested by more than one laboratory and can have both positive and negative results. **Therefore, the sum of the numbers in each column will be larger than the total number of people tested.**

Reporting lab	Inconclusive	Negative	Positive	Percent positive	Total
DOCTORS MEMORIAL HOSPITAL		1	1	50.00%	2
KROGER - KRO01800486		2			2
FLORIDA KEYS PEDIATRICS & ADOLESCENT CENTER		2			2
BAPTIST HEALTH - MD ANDERSON CANCER CENTER		1	1	50.00%	2
ATLANTIS URGENT CARE			2	100.00%	2
INTERMED LABORATORY			2	100.00%	2
EAST ALABAMA MEDICAL CENTER LABORATORY		2			2
BOCA MEDICAL CARE		2			2
MEDEMERGE		2			2
AMERICAN FAMILY CARE			2	100.00%	2
SUNY UPSTATE MEDICAL UNIVERSITY		2			2
COASTAL MED URGENT CARE			2	100.00%	2
WELLNESS MEDICAL CLINIC			2	100.00%	2
STONY BROOK UNIVERSITY MEDICAL CENTER		2			2
BAYCARE LABORATORIES LLC			2	100.00%	2
BAPTIST HEALTH - OAKLEAF		2			2
DISCOVERY VILLAGE AT NAPLES		2			2
AVERO DIAGNOSTICS - IRVING		1	1	50.00%	2
PINELLAS CARE CENTER		2			2
PARRISH MEDICAL CENTER		1	1	50.00%	2
KROGER - KRO01100257		2			2
KROGER - KRO01800688			2	100.00%	2
MILLENNIUM MEDICAL LAB		1	1	50.00%	2
KALEIDA HEALTH CENTER		2			2
FLORIDA HOSPITAL HEARTLAND MED CTR LAKE PLACID		2			2
KROGER - KRO03500448		2			2
INFINITY DIAGNOSTIC LABS		2			2
HENRY FORD HOSPITAL			2	100.00%	2
LAB PLUS, LLC AT SAINT THOMAS WEST HOSPITAL		2			2
PRIMEHEALTH URGENT CARE INC		2			2
WILSON MEMORIAL REGIONAL MEDICAL CENTER		2			2
SCION LAB SERVICES LLC		2			2
ABSOLUTE HEALTH INTERNAL MEDICINE AND PEDIATRICS		2			2
VAMC WEST PALM LAB			2	100.00%	2
SARATOGA HOSPITAL LABORATORY		2			2
RELIANT ACUTE CARE		1	1	50.00%	2
ADVENT HEALTH CENTRA CARE - MOUNT DORA			2	100.00%	2
THORNBURG PEDIATRICS		2			2
KROGER - KRO62000058		2			2

# Weekly SARS-CoV-2 IgG and total antibody results for Florida

Data through Dec 3, 2020 verified as of Dec 4, 2020 at 09:25 AM

Data in this report are provisional and subject to change.

The numbers in the table below represent the number for whom test results were received by the Department of Health. A person can be tested by more than one laboratory and can have both positive and negative results. **Therefore, the sum of the numbers in each column will be larger than the total number of people tested.**

Reporting lab	Inconclusive	Negative	Positive	Percent positive	Total
WATSON HEALTHCARE		2			2
KROGER - KRO70100128		1	1	50.00%	2
LS OF MEMPHIS		2			2
MEDIC INFUSION PA		1	1	50.00%	2
SANTA ROSA MEDICAL CENTER			2	100.00%	2
MEDONE URGENT CARE AT ST. AUGUSTINE			1	100.00%	1
KROGER - KRO70300210		1			1
SYLVESTER AT PLANTATION LABORATORY		1			1
MEDEXPRESS URGENT CARE BOCA RATON			1	100.00%	1
NORTHWELL LAB			1	100.00%	1
ME			1	100.00%	1
WALK IN URGENT CARE		1			1
NATICK URGENT CARE			1	100.00%	1
NAVY HOSPITAL			1	100.00%	1
ST ELIZABETH MEDICAL CENTER LABORATORY		1			1
TRINITY SPRINGS		1			1
SOUTH CAROLINA DEPT OF HEALTH AND ENVIRONMENT CONTROL		1			1
SUNPATH MEDICAL DIAGNOSTICS LABORATORY		1			1
MAVERICK LABS			1	100.00%	1
ACCESS DX LABORATORY			1	100.00%	1
UNILAB			1	100.00%	1
SHOAL CREEK REHABILITATION CENTER		1			1
WALGREEN CO		1			1
NORTH ATTLEBORO URGENT CARE			1	100.00%	1
NOMIHEALTH		1			1
NORWOOD HOSPITAL			1	100.00%	1
RESTORE HEALTH URGENT CARE		1			1
PRIME CARE HEALTH AGENCY INC			1	100.00%	1
PRIME CARE FAMILY HEALTH CENTERS INC			1	100.00%	1
KROGER - KRO53400371		1			1
ST PETER'S BENDER LABORATORY		1			1
BRANDON COMMUNITY HEALTH CENTER			1	100.00%	1
TNC WALK IN CLINIC		1			1
UW MEDICINE VIROLOGY LAB			1	100.00%	1
CONSULATE HEALTH CARE OF SAFETY HARBOR		1			1
CAYUGA MEDICAL CENTER AT ITHACA		1			1
VENICE REGIONAL MEDICAL CENTER		1			1
STATMED QUICK QUALITY CLINIC AT NORTH PINELLAS		1			1
ACCU REFERENCE MEDICAL LAB			1	100.00%	1

# Weekly SARS-CoV-2 IgG and total antibody results for Florida

Data through Dec 3, 2020 verified as of Dec 4, 2020 at 09:25 AM

Data in this report are provisional and subject to change.

The numbers in the table below represent the number for whom test results were received by the Department of Health. A person can be tested by more than one laboratory and can have both positive and negative results. **Therefore, the sum of the numbers in each column will be larger than the total number of people tested.**

Reporting lab	Inconclusive	Negative	Positive	Percent positive	Total
TEMPLE TERRACE		1			1
ANY LAB TEST NOW		1			1
ST ANTHONY COMMUNITY HOSPITAL LAB		1			1
BLOCK, NATION, CHASE, AND SMOLEN FAMILY MEDICINE		1			1
BAYFRONT HEALTH - PUNTA GORDA			1	100.00%	1
SAINT FRANCIS HEALTHCARE		1			1
ACCESS 365 URGENT CARE		1			1
WASHINGTON REHABILITATION AND NURSING CENTER		1			1
KROGER - KRO02600568		1			1
KROGER - KRO09700235		1			1
WOMEN'S CARE FLORIDA LABORATORY		1			1
WEEMS MEMORIAL HOSPITAL		1			1
RAULERSON HOSPITAL		1			1
SHELL POINT VILLAGE MEDICAL CENTER		1			1
ELLENTON URGENT CARE		1			1
ROCHESTER GENERAL HOSPITAL LABORATORY		1			1
KROGER - KRO01100485		1			1
WEST PALM HOSPITAL LAB			1	100.00%	1
JOSEPH L MORSE GERIATRIC CENTER		1			1
KROGER - KRO01800650			1	100.00%	1
KROGER - KRO02100895		1			1
KROGER - KRO01100687		1			1
EDWARD CONDON MEDICAL PC		1			1
EGLIN AIR FORCE BASE		1			1
MOLECULAR DIAGNOSTICS		1			1
NEWTON WELLESLEY HOSPITAL			1	100.00%	1
MCW MENTAL HEALTH LLC			1	100.00%	1
KROGER - KRO03500427		1			1
LAKELAND REGIONAL HEALTH SYSTEMS INC			1	100.00%	1
KROGER - KRO53400185		1			1
MARINERS HOSPITAL		1			1
KROGER - KRO01100484		1			1
FORT LAUDERDALE DIXIE DIALYSIS		1			1
JOE DIMAGGIO CHILDREN'S HOSPITAL			1	100.00%	1
ADVANCE MEDICAL OF NAPLES			1	100.00%	1
ED FRASER MEMORIAL HOSPITAL			1	100.00%	1
PLANTATION GENERAL HOSPITAL CLINICAL LAB			1	100.00%	1
MONROE COUNTY HEALTH DEPARTMENT		1			1
NO NAME		1			1



# Weekly SARS-CoV-2 IgG and total antibody results for Florida

Data through Dec 3, 2020 verified as of Dec 4, 2020 at 09:25 AM

Data in this report are provisional and subject to change.

The numbers in the table below represent the number for whom test results were received by the Department of Health. A person can be tested by more than one laboratory and can have both positive and negative results. **Therefore, the sum of the numbers in each column will be larger than the total number of people tested.**

Reporting lab	Inconclusive	Negative	Positive	Percent positive	Total
NORTHWESTERN MEMORIAL HOSPITAL			1	100.00%	1
BIOMAT USA			1	100.00%	1
CDD LABCORP			1	100.00%	1
BAYA PHARMACY WEST			1	100.00%	1
AVENTUS BIO LABS			1	100.00%	1
BAPTIST HEALTH - CLAY			1	100.00%	1
FLORIDA HOSPITAL NORTH PINELLAS		1			1
GLOBAL CENTRAL LABS AT PPD		1			1
ELLIS HOSPITAL LABORATORY		1			1
COOPER CLINIC			1	100.00%	1
DELCARE PA			1	100.00%	1
PALMS MEDICAL GROUP			1	100.00%	1
PARAMOUNT URGENT CARE - OVIEDO		1			1
PALM GARDEN OF PORT SAINT LUCIE		1			1
ORANGE COUNTY HEALTH DEPARTMENT		1			1
PALM GARDEN OF OCALA		1			1
PRECISION HEALTH SOLUTIONS LAB		1			1
AUBURN UNIVERSITY MEDICAL CLINIC		1			1
PRECISION HEALTH RESOURCES, LLC		1			1
PERRY COMMUNITY HOSPITAL LLC		1			1
PINNACLES PEDS CARE, PA		1			1
DIATHERIX LABORATORIES		1			1
HUNT CLUB PEDIATRIC ASSOCIATES, P.A.		1			1
INTERLACHEN PEDIATRICS		1			1
GOOD SAMARITAN		1			1
FAMILY CARE PARTNERS			1	100.00%	1
FIRST CHOICE PRIMARY CARE			1	100.00%	1
MANOR CARE HEALTH SERVICES - FT MYERS		1			1
MEASE COUNTRYSIDE LAB			1	100.00%	1
KROGER - KRO70600571		1			1
KROGER - KRO01100418		1			1
KROGER - KRO02600562		1			1
CLINICAL PATHOLOGY LABORATORIES SOUTHEAST INC			1	100.00%	1
COLONIAL LAKES HEALTH CARE		1			1
BROWNWOOD CARE CENTER		1			1
BAPTIST HEALTH EMERGENCY CENTER COUNTRY WALK			1	100.00%	1
BAYVIEW MEDICAL		1			1
DOH-WEST PALM BEACH BRANCH LABORATORY		1			1
ENGLEWOOD HOSPITAL AND MEDICAL CENTER		1			1

# Weekly SARS-CoV-2 IgG and total antibody results for Florida

Data through Dec 3, 2020 verified as of Dec 4, 2020 at 09:25 AM

Data in this report are provisional and subject to change.

The numbers in the table below represent the number for whom test results were received by the Department of Health. A person can be tested by more than one laboratory and can have both positive and negative results. **Therefore, the sum of the numbers in each column will be larger than the total number of people tested.**

Reporting lab	Inconclusive	Negative	Positive	Percent positive	Total
DOCTORS EXPRESS OF ST PETERSBURG		1			1
CORE DIAGNOSTIC LABORATORIES LLC		1			1
CRESTVIEW REHABILITATION CENTER			1	100.00%	1
MEDFAST URGENT CARE - EDGEWATER			1	100.00%	1
AMMON LABS		1			1
AVECINA MEDICAL JULINGTON			1	100.00%	1
AMELIA MEDICAL CARE		1			1
ALACHUA			1	100.00%	1
ALL MED AND REHABILITATION OF NEW YORK		1			1
COMMUNITY HEALTH CENTERS OF PINELLAS, INC.			1	100.00%	1
CONSULATE HEALTH CARE OF PORT CHARLOTTE		1			1
BPHL-TAMPA (SPECTRUM BLVD)		1			1
BARTOW REGIONAL MEDICAL CENTER			1	100.00%	1
BAYFRONT HEALTH - SEVEN RIVERS		1			1
SOUTHEAST ALABAMA MEDICAL CENT			1	100.00%	1
SPECTRA LABS		1			1
RICHMOND UNIVERSITY MEDICAL CENTER		1			1
OLEAN GENERAL HOSPITAL		1			1
PARKWEST MEDICAL CENTER		1			1
ADVENT HEALTH CENTRA CARE - WATERFORD LAKES		1			1
ADVENT HEALTH CENTRA CARE - WESLEY CHAPEL			1	100.00%	1
WALGREENS ORLANDO		1			1
TREASURE COAST URGENT CARE		1			1
UNITED LABORATORY SERVICES CORPORATION		1			1
KROGER - KRO01100415		1			1
KROGER - KRO02900785		1			1
KROGER - KRO62000098		1			1
KROGER - KRO01100644		1			1
GENOVA DIAGNOSTICS LABORATORY		1			1
GUTHRIE MEDICAL GROUP LABORATORIES		1			1
MEDONE PLLC			1	100.00%	1
MY CLINICAL LAB			1	100.00%	1
MCGROGAN CONCIERGE MEDICAL			1	100.00%	1
LAB UNKNOWN			1	100.00%	1
LOWER KEYS MEDICAL CENTER		1			1
CENTRA CARE		1			1
COLUMBIA MEMORIAL HOSPITAL LABORATORY		1			1
ALLIANCE PEDIATRICS		1			1
ADVENT HEALTH CENTRA CARE - ALTAMONTE SPRINGS			1	100.00%	1

# Weekly SARS-CoV-2 IgG and total antibody results for Florida

Data through Dec 3, 2020 verified as of Dec 4, 2020 at 09:25 AM

Data in this report are provisional and subject to change.

The numbers in the table below represent the number for whom test results were received by the Department of Health. A person can be tested by more than one laboratory and can have both positive and negative results. **Therefore, the sum of the numbers in each column will be larger than the total number of people tested.**

Reporting lab	Inconclusive	Negative	Positive	Percent positive	Total
AHSE ROP		1			1
FLORIDA HOSPITAL ORLANDO			1	100.00%	1
GENESIS LABORATORY MANAGEMENT			1	100.00%	1
FLORIDA GULF COAST UNIVERSITY			1	100.00%	1
DELTA INTERNAL MEDICINE CENTER		1			1
FLAGLER MEDICAL ASSOCIATES PA		1			1
NORTH FLORIDA PEDIATRICS PA - SUWANNEE			1	100.00%	1
CHRISTUS SPOHN HOSPITAL		1			1
EMERGENCY MEDICAL CENTER			1	100.00%	1
CENTRA CARE SAINT CLOUD		1			1
BARBER			1	100.00%	1
BAYFRONT HEALTH - BROOKSVILLE			1	100.00%	1
KROGER - KRO62000007		1			1
MANALAPAN MEDICAL CENTER		1			1
KROGER - KRO01800409			1	100.00%	1
FIT4LIFE MEDICAL CENTER			1	100.00%	1
INTERNATIONAL MEDICAL LABORATORY			1	100.00%	1
PRMG - EAST NAPLES			1	100.00%	1
ST ANNES NURSING CENTER		1			1
PHYSICIANS STAT LAB			1	100.00%	1
PEACE RIVER MEDICAL CENTER		1			1
PHYSICIANS REGIONAL WALK-IN		1			1
VILLAGE DOCTORS FAMILY MEDICAL CENTER OF		1			1
WINTER HAVEN HOSPITAL CLINICAL LABORATORY			1	100.00%	1
URGENT CARE - OCONEE			1	100.00%	1
THE CHAPPEL GROUP RESEARCH			1	100.00%	1
THE WOLFF CENTER FOR CHILD & ADOLESCENT HEALTH			1	100.00%	1
ADVENT HEALTH - WESLEY CHAPEL		1			1
AFC URGENT CARE FAMILY CARE			1	100.00%	1
BMCT MOLECULAR DIAGNOSTICS SUBSECTION		1			1
ADVANCED URGENT CARE OF THE MIDDLE KEYS		1			1
PHYSICIANS PRIMARY CARE		1			1
PIONEER CLINICAL LAB LLC		1			1
EMERGENCY PHYSICIANS MEDICAL CENTER			1	100.00%	1
FHCP – ORMOND BEACH			1	100.00%	1
EAGLES WATCH CLUSTER		1			1
CENTRA CARE – WATERFORD LAKES		1			1
CREATIVE TESTING SOLUTIONS			1	100.00%	1
LYNN KEEFE, MD PEDIATRICS		1			1

# Weekly SARS-CoV-2 IgG and total antibody results for Florida

Data through Dec 3, 2020 verified as of Dec 4, 2020 at 09:25 AM

Data in this report are provisional and subject to change.

The numbers in the table below represent the number for whom test results were received by the Department of Health. A person can be tested by more than one laboratory and can have both positive and negative results. **Therefore, the sum of the numbers in each column will be larger than the total number of people tested.**

Reporting lab	Inconclusive	Negative	Positive	Percent positive	Total
MASSACHUSETTS GENERAL HOSPITAL			1	100.00%	1
KROGER - KRO61500049			1	100.00%	1
KROGER - KRO01400934			1	100.00%	1
KROGER - KRO53100543		1			1
NOAH CLINICAL LABORATORY		1			1
NORTH FL SOUTH GA HCS-MALCOM RANDALL VAMC			1	100.00%	1
NCH NORTHEAST		1			1
MEDICAL FP – WHOLE FAMILY HEALTH CENTER		1			1
MONTEFIORE NEW ROCHELLE HOSPITAL		1			1
FORT SANDERS REGIONAL LABORATORY		1			1
REGENCY SQUARE MALL - SEARS			1	100.00%	1
SPECTOR SCIENTIFIC LAB		1			1
PATHGROUP			1	100.00%	1
MILLENIUM PHYSICIANS GROUP			1	100.00%	1
NICKLAUS CHILDREN'S HOSPITAL		1			1
ABBOTT LABORATORIES		1			1
ADVENT HEALTH - OCALA		1			1
VAVA PARTNERS LLC		1			1
STEWART REFERENCE LABORATORY			1	100.00%	1
TEXAS DEPARTMENT OF STATE HEALTH SERVICES			1	100.00%	1
KROGER - KRO01800715		1			1
KROGER - KRO01800721		1			1
KROGER - KRO01800436		1			1
HOBOKEN UNIVERSITY MEDICAL CENTER		1			1
KROGER - KRO01100636		1			1
KROGER - KRO09700401		1			1
MEDICAL CENTER AFFILIATES WEST PALM			1	100.00%	1
KROGER - KRO03400347		1			1
KROGER - KRO02100827			1	100.00%	1
KROGER - KRO02600894		1			1
<b>Total</b>	<b>412</b>	<b>587,060</b>	<b>74,697</b>	<b>11.28%</b>	<b>662,169</b>

# Weekly SARS-CoV-2 IgG and total antibody results for Florida

Data through Dec 3, 2020 verified as of Dec 4, 2020 at 09:25 AM

Data in this report are provisional and subject to change.

Results are reported from commercial laboratory doing serologic testing for COVID-19 IgG or total antibody (IgM and IgG). The performance of the individual commercial laboratory tests used is not known.

**This table is the total number of people tested.** Persons who had more than one specimen tested will only appear once in this table. If a person had a positive result and a negative result, they will be counted as positive. People are only counted as inconclusive if they did not have a positive or negative result.

County	Positive	Negative	Inconclusive	Total tested	Percent positivity	
Alachua	400	3,378	3	3,781	10.58%	
Baker	18	106	0	124	14.52%	
Bay	244	1,737	1	1,982	12.31%	
Bradford	32	154	0	186	17.20%	
Brevard	689	8,987	4	9,680	7.12%	
Broward	8,792	69,326	55	78,173	11.25%	
Calhoun	10	53	0	63	15.87%	
Charlotte	312	4,150	4	4,466	6.99%	
Citrus	160	2,028	0	2,188	7.31%	
Clay	252	2,714	0	2,966	8.50%	
Collier	1,841	17,530	6	19,377	9.50%	
Columbia	108	538	1	647	16.69%	
Dade	23,606	122,525	90	146,221	16.14%	
Desoto	268	1,480	0	1,748	15.33%	
Dixie	9	84	0	93	9.68%	
Duval	2,257	16,700	5	18,962	11.90%	
Escambia	410	2,632	1	3,043	13.47%	
Flagler	178	2,269	1	2,448	7.27%	
Franklin	12	572	0	584	2.05%	
Gadsden	61	280	0	341	17.89%	
Gilchrist	15	125	0	140	10.71%	
Glades	6	32	0	38	15.79%	
Gulf	10	122	0	132	7.58%	
Hamilton	9	77	0	86	10.47%	
Hardee	37	162	0	199	18.59%	
Hendry	62	234	0	296	20.95%	
Hernando	218	2,311	0	2,529	8.62%	
Highlands	120	831	0	951	12.62%	
Hillsborough	3,903	32,281	20	36,204	10.78%	
Holmes	26	150	0	176	14.77%	
Indian River	274	3,451	0	3,725	7.36%	
Jackson	119	554	0	673	17.68%	
Jefferson	10	142	0	152	6.58%	
Lafayette	9	28	0	37	24.32%	
Lake	787	9,003	3	9,793	8.04%	
Lee	1,612	13,664	7	15,283	10.55%	
Leon	411	3,935	6	4,352	9.44%	
Levy	20	332	0	352	5.68%	
Liberty	9	27	0	36	25.00%	
Madison	6	100	0	106	5.66%	
Manatee	831	8,283	5	9,119	9.11%	
Marion	501	5,986	5	6,492	7.72%	
Martin	380	4,509	1	4,890	7.77%	
Monroe	327	4,348	1	4,676	6.99%	

























# Weekly SARS-CoV-2 IgG and total antibody results for Florida

Data through Dec 3, 2020 verified as of Dec 4, 2020 at 09:25 AM

Data in this report are provisional and subject to change.

Results are reported from commercial laboratory doing serologic testing for COVID-19 IgG or total antibody (IgM and IgG). The performance of the individual commercial laboratory tests used is not known.

**This table is the total number of people tested.** Persons who had more than one specimen tested will only appear once in this table. If a person had a positive result and a negative result, they will be counted as positive. People are only counted as inconclusive if they did not have a positive or negative result.

County	Positive	Negative	Inconclusive	Total tested	Percent positivity
Nassau	109	1,447	0	1,556	7.01% 
Okaloosa	285	2,585	2	2,872	9.92% 
Okeechobee	36	287	0	323	11.15% 
Orange	4,445	34,117	10	38,572	11.52% 
Osceola	1,455	8,432	2	9,889	14.71% 
Palm Beach	7,401	71,006	21	78,428	9.44% 
Pasco	789	8,967	0	9,756	8.09% 
Pinellas	2,295	29,757	24	32,076	7.15% 
Polk	1,187	7,938	2	9,127	13.01% 
Putnam	42	534	0	576	7.29% 
Santa Rosa	158	1,499	0	1,657	9.54% 
Sarasota	943	11,536	10	12,489	7.55% 
Seminole	994	10,355	2	11,351	8.76% 
St. Johns	621	6,718	4	7,343	8.46% 
St. Lucie	522	5,074	4	5,600	9.32% 
Sumter	276	4,241	2	4,519	6.11% 
Suwannee	65	287	0	352	18.47% 
Taylor	12	70	0	82	14.63% 
Union	22	98	0	120	18.33% 
Unknown	49	104	0	153	32.03% 
Volusia	931	13,739	7	14,677	6.34% 
Wakulla	38	423	0	461	8.24% 
Walton	143	1,623	0	1,766	8.10% 
Washington	24	172	0	196	12.24% 
<b>Total</b>	<b>72,203</b>	<b>568,939</b>	<b>309</b>	<b>641,451</b>	<b>11.26%</b>