

Weekly SARS-CoV-2 IgG and total antibody results for Florida

Data as of May 29, 2020 at 9:25 AM (report produced every Friday)

Data in this report are provisional and subject to change.

Results are reported from commercial laboratory doing serologic testing for COVID-19 IgG or total antibody (IgM and IgG). The performance of the individual commercial laboratory tests used is not known.

Summary

Total tested	123,552
Positive	5,474
Negative	118,053
Inconclusive	25

Age group	Positive	Negative	Inconclusive	Total tested	Percent positivity
0-4 years	18	237	1	256	7.03%
5-14 years	73	979	0	1,052	6.94%
15-24 years	344	4,522	2	4,868	7.07%
25-34 years	596	10,274	3	10,873	5.48%
35-44 years	730	16,463	1	17,194	4.25%
45-54 years	1,019	21,867	3	22,889	4.45%
55-64 years	1,250	27,401	6	28,657	4.36%
65-74 years	935	24,097	5	25,037	3.73%
75-84 years	400	10,250	3	10,653	3.75%
85+ years	96	1,906	1	2,003	4.79%
Unknown	13	57	0	70	18.57%
Total	5,474	118,053	25	123,552	4.43%

Gender	Positive	Negative	Inconclusive	Total tested	Percent positivity
Female	2,810	66,103	7	68,920	4.08%
Male	2,636	50,962	18	53,616	4.92%
Unknown	28	988	0	1,016	2.76%
Total	5,474	118,053	25	123,552	4.43%

Race	Positive	Negative	Inconclusive	Total tested	Percent positivity
Unknown	3,046	103,758	13	106,817	2.85%
White	1,791	11,632	10	13,433	13.33%
Other	298	1,715	1	2,014	14.80%
Black	339	948	1	1,288	26.32%
Total	5,474	118,053	25	123,552	4.43%

Ethnicity	Positive	Negative	Inconclusive	Total tested	Percent positivity
Unknown	3,268	106,691	13	109,972	2.97%
Non-Hispanic	1,374	8,568	11	9,953	13.80%
Hispanic	832	2,794	1	3,627	22.94%
Total	5,474	118,053	25	123,552	4.43%

For further information about antibody testing please visit the CDC website:

<https://www.cdc.gov/coronavirus/2019-ncov/lab/resources/antibody-tests-guidelines.html>

<https://www.cdc.gov/coronavirus/2019-ncov/testing/serology-overview.html>







































Weekly SARS-CoV-2 IgG and total antibody results for Florida

Data as of May 29, 2020 at 9:25 AM (report produced every Friday)

Data in this report are provisional and subject to change.

Results are reported from commercial laboratory doing serologic testing for COVID-19 IgG or total antibody (IgM and IgG). The performance of the individual commercial laboratory tests used is not known.

This table is the total number of people tested. Persons who had more than one specimen tested will only appear once in this table. If a person had a positive result and a negative result, they will be counted as positive. People are only counted as inconclusive if they did not have a positive or negative result.

County	Positive	Negative	Inconclusive	Total tested	Percent positivity
Alachua	39	814	0	853	4.57% 
Baker	0	15	0	15	0.00%
Bay	12	502	0	514	2.33% 
Bradford	4	22	0	26	15.38% 
Brevard	44	1,646	0	1,690	2.60% 
Broward	697	13,702	3	14,402	4.84% 
Calhoun	0	12	0	12	0.00%
Charlotte	21	875	0	896	2.34% 
Citrus	15	431	0	446	3.36% 
Clay	15	556	0	571	2.63% 
Collier	119	3,607	1	3,727	3.19% 
Columbia	6	92	0	98	6.12% 
Dade	1,614	19,786	2	21,402	7.54% 
Desoto	3	72	0	75	4.00% 
Dixie	0	17	0	17	0.00%
Duval	123	2,372	4	2,499	4.92% 
Escambia	12	484	0	496	2.42% 
Flagler	18	507	0	525	3.43% 
Franklin	1	160	0	161	0.62% 
Gadsden	2	60	0	62	3.23% 
Gilchrist	1	37	0	38	2.63% 
Glades	1	11	0	12	8.33% 
Gulf	0	21	0	21	0.00%
Hamilton	1	22	0	23	4.35% 
Hardee	3	11	0	14	21.43% 
Hendry	3	61	0	64	4.69% 
Hernando	13	468	0	481	2.70% 
Highlands	14	158	0	172	8.14% 
Hillsborough	197	5,976	1	6,174	3.19% 
Holmes	1	18	0	19	5.26% 
Indian River	28	806	0	834	3.36% 
Jackson	1	62	0	63	1.59% 
Jefferson	0	28	0	28	0.00%
Lafayette	0	9	0	9	0.00%
Lake	65	2,906	0	2,971	2.19% 
Lee	139	3,091	1	3,231	4.30% 
Leon	35	953	0	988	3.54% 
Levy	3	88	0	91	3.30% 
Liberty	1	3	0	4	25.00% 
Madison	0	34	0	34	0.00%
Manatee	76	1,959	0	2,035	3.73% 
Marion	30	1,091	0	1,121	2.68% 
Martin	57	1,582	0	1,639	3.48% 
Monroe	57	1,184	0	1,241	4.59% 
Nassau	5	347	0	352	1.42% 

Weekly SARS-CoV-2 IgG and total antibody results for Florida

Data as of May 29, 2020 at 9:25 AM (report produced every Friday)

Data in this report are provisional and subject to change.

Results are reported from commercial laboratory doing serologic testing for COVID-19 IgG or total antibody (IgM and IgG).
The performance of the individual commercial laboratory tests used is not known.

This table is the total number of people tested. Persons who had more than one specimen tested will only appear once in this table. If a person had a positive result and a negative result, they will be counted as positive. People are only counted as inconclusive if they did not have a positive or negative result.

County	Positive	Negative	Inconclusive	Total tested	Percent positivity
Okaloosa	16	645	0	661	2.42% <div></div>
Okeechobee	2	60	0	62	3.23% <div></div>
Orange	396	5,129	0	5,525	7.17% <div></div>
Osceola	68	848	0	916	7.42% <div></div>
Palm Beach	797	18,774	0	19,571	4.07% <div></div>
Pasco	37	1,984	0	2,021	1.83% <div></div>
Pinellas	174	7,045	2	7,221	2.41% <div></div>
Polk	60	1,231	0	1,291	4.65% <div></div>
Putnam	3	131	0	134	2.24% <div></div>
Santa Rosa	7	309	0	316	2.22% <div></div>
Sarasota	92	2,735	6	2,833	3.25% <div></div>
Seminole	72	1,770	0	1,842	3.91% <div></div>
St. Johns	60	1,541	4	1,605	3.74% <div></div>
St. Lucie	29	1,112	1	1,142	2.54% <div></div>
Sumter	25	1,253	0	1,278	1.96% <div></div>
Suwannee	7	88	0	95	7.37% <div></div>
Taylor	0	22	0	22	0.00% <div></div>
Union	0	12	0	12	0.00% <div></div>
Unknown	3	10	0	13	23.08% <div></div>
Volusia	126	5,958	0	6,084	2.07% <div></div>
Wakulla	3	75	0	78	3.85% <div></div>
Walton	21	647	0	668	3.14% <div></div>
Washington	0	16	0	16	0.00% <div></div>
Total	5,474	118,053	25	123,552	4.43%

Weekly SARS-CoV-2 IgG and total antibody results for Florida

Data as of May 29, 2020 at 9:25 AM (report produced every Friday)

Data in this report are provisional and subject to change.

The numbers in the table below represent the number for whom test results were received by the Department of Health. A person can be tested by more than one laboratory and can have both positive and negative results. **Therefore, the sum of the numbers in each column will be larger than the total number of people tested.**

Reporting lab	Inconclusive	Negative	Positive	Percent positive	Total
QUEST DIAGNOSTICS - TAMPA	4	79,226	3,420	4.14%	82,650
LABORATORY CORPORATION OF AMERICA	1	26,949	1,308	4.63%	28,258
LABCORP BURLINGTON (ELR)		4,057	1	0.02%	4,058
NATIONWIDE LABORATORY SERVICES INC		2,596	59	2.22%	2,655
QUEST DIAGNOSTICS NICHOLS INSTITUTE, INC.	8	1,329	87	6.11%	1,424
MAYO CLINIC LABORATORIES	19	1,094	69	5.84%	1,182
NCH NORTH NAPLES HOSPITAL LAB		467	3	0.64%	470
UNIVERSITY OF MIAMI HOSPITAL		405	18	4.26%	423
ADVENT HEALTH LAB		77	336	81.36%	413
VIRACOR-EUROFINS LABORATORIES		346	58	14.36%	404
ADVENTHEALTH LAB		335	5	1.47%	340
CAPE CORAL HOSPITAL CLINICAL LABORATORY		158	3	1.86%	161
BIO REFERENCE LABORATORIES, INC		156	3	1.89%	159
QUEST DIAGNOSTICS - ATLANTA		135	5	3.57%	140
SACRED HEART HOSPITAL LABORATORY		122	2	1.61%	124
QUEST NEW ENGLAND		112	10	8.20%	122
PALM BEACH COUNTY HEALTH DEPT LAB		118	4	3.28%	122
ST VINCENT'S MEDICAL CENTER - RIVERSIDE		109			109
QUEST DIAGNOSTICS WOOD DALE		107	1	0.93%	108
ACCESS MEDICAL LABORATORIES		92	7	7.07%	99
QUEST DIAGNOSTICS NICHOLS INSTITUTE - SJC (ELR)	2	86	9	9.28%	97
LABONE LLC DBA QUEST DIAGNOSTICS		83	10	10.75%	93
NEW YORK STATE ELR - SUNRISE MEDICAL LABORATORIES		77	13	14.44%	90
QUEST DIAGNOSTICS		81	7	7.95%	88
WEST KENDALL BAPTIST HOSPITAL LABORATORY		78	1	1.27%	79
HOMESTEAD HOSPITAL CLINICAL LABORATORY		77	1	1.28%	78
NEW YORK STATE ELR - NORTH SHORE LONG ISLAND JEWISH HEALTH		60	9	13.04%	69
QUEST DIAGNOSTICS - WEST HILLS		64	4	5.88%	68
QUEST DIAGNOSTICS-MIAMI		56	8	12.50%	64
BETHESDA HOSPITAL EAST		50	6	10.71%	56
ARUP LABORATORIES		49	6	10.91%	55
QUEST DIAGNOSTICS - IRVING		43	3	6.52%	46
ADVANCED URGENT CARE		43	1	2.27%	44
NEW YORK STATE ELR - LENCO MEDICAL LABORATORY		31	7	18.42%	38
UNIVERSITY OF MIAMI HOSPITAL & CLINICS		30	8	21.05%	38
UHEALTH CORAL GABLES/LENNAR MED CTR		36	1	2.70%	37
QUEST DIAGNOSTICS - MIRAMAR		8	22	73.33%	30
SHANDS AT THE UNIVERSITY OF FLORIDA		24	4	14.29%	28
NEW YORK STATE ELR - JACOBI MEDICAL CENTER		26			26
BAPTIST HOSPITAL OF MIAMI CLINICAL LABORATORY		24	1	4.00%	25
LINCOLN MEDICAL AND MENTAL HEALTH CENTER		19	1	5.00%	20
ANNE BATES LEACH EYE HOSPITAL/ ABLEH MICROBIOLOGY LABORATORY		20			20

Weekly SARS-CoV-2 IgG and total antibody results for Florida

Data as of May 29, 2020 at 9:25 AM (report produced every Friday)

Data in this report are provisional and subject to change.

The numbers in the table below represent the number for whom test results were received by the Department of Health. A person can be tested by more than one laboratory and can have both positive and negative results. **Therefore, the sum of the numbers in each column will be larger than the total number of people tested.**

Reporting lab	Inconclusive	Negative	Positive	Percent positive	Total
NEW YORK STATE ELR - MOUNT SINAI LABORATORY		18	1	5.26%	19
NEW YORK STATE ELR - NEW YORK PRESBYTERIAN HOSPITAL CUMC CLINICAL		15	3	16.67%	18
NEW YORK STATE ELR - EMPIRECITY LABORATORIES		10	7	41.18%	17
NEW YORK STATE ELR - NEW YORK HOSPITAL LABORATORIES		14	3	17.65%	17
NEW YORK STATE ELR - BELLEVUE HOSPITAL CENTER DEPARTMENT		15			15
CONEY ISLAND HOSPITAL		12	2	14.29%	14
NEW YORK STATE ELR - INSTITUTE OF PATHOLOGY KINGS COUNTY		14			14
HARLEM HOSPITAL CENTER		12			12
METROPOLITAN HOSPITAL CENTER		12			12
NEW YORK STATE ELR - ELMHURST HOSPITAL CENTER		11			11
NEW YORK STATE ELR - UNIVERSITY HOSPITAL, STONY BROOK SOUTHAMPTON		9	1	10.00%	10
NEW YORK STATE ELR - QUEST DIAGNOSTICS INCORPORATED		7	2	22.22%	9
HOSPITAL FOR SPECIAL SURGERY		7	2	22.22%	9
CAREMOUNT MEDICAL - PATHOLOGY		5	3	37.50%	8
QUEENS HOSPITAL CENTER		7	1	12.50%	8
WOODHULL MEDICAL AND MENTAL HEALTH CTR		7			7
KEYS AHEC SCHOOL MEDICAL CLINIC		6	1	14.29%	7
NEW YORK STATE ELR - NASSAU UNIVERSITY MEDICAL CENTER DEPT		5	1	16.67%	6
QUEST		4	2	33.33%	6
NEW YORK STATE ELR - MONTEFIORE MEDICAL CENTER LABORATORIES - MOSES		4	2	33.33%	6
BOSTON HEART DIAGNOSTICS CORP		6			6
NEW YORK STATE ELR - WADSWORTH HEALTH CENTER			5	100.00%	5
JUPITER MEDICAL CENTER LAB		5			5
NEW YORK STATE ELR - WESTCHESTER MEDICAL CENTER		5			5
NEW YORK STATE ELR - NYU HOSPITALS CENTER CLINICAL LABORATORIES		4	1	20.00%	5
SHANDS JACKSONVILLE MEDICAL CENTER INC			5	100.00%	5
PATHGROUP LABS LLC		5			5
SUNRISE MEDICAL LABORATORIES		2	2	50.00%	4
PWN HEALTH			3	100.00%	3
NEW YORK STATE ELR - BRONX LEBANON HOSPITAL-MEDICAL CENTER		3			3
QUEST TAMPA (NEW YORK ELR)		1	2	66.67%	3
LABCORP TAMPA		2			2
NEW YORK STATE ELR - ENZO CLINICAL LABS INC		1	1	50.00%	2
INTERNATIONAL MEDICAL LABORATORY		2			2
NEW YORK STATE ELR - KALEIDA HEALTH DEGRAFF LABORATORY		2			2
AMERICAN HEALTH ASSOCIATES		1	1	50.00%	2

Weekly SARS-CoV-2 IgG and total antibody results for Florida

Data as of May 29, 2020 at 9:25 AM (report produced every Friday)

Data in this report are provisional and subject to change.

The numbers in the table below represent the number for whom test results were received by the Department of Health. A person can be tested by more than one laboratory and can have both positive and negative results. **Therefore, the sum of the numbers in each column will be larger than the total number of people tested.**

Reporting lab	Inconclusive	Negative	Positive	Percent positive	Total
DYNIX DIAGNOSTICS		1	1	50.00%	2
LABCORP BURLINGTON (LPP)		1	1	50.00%	2
LOWER KEYS MEDICAL CENTER		1			1
LABCORP			1	100.00%	1
FLORIDA HOSPITAL - TAMPA		1			1
BIOREFERENCE LABORATORIES			1	100.00%	1
ADVANCED URGENT CARE OF MARATHON		1			1
LAB CORP TAMPA			1	100.00%	1
DIATHERIX LABORATORIES, LLC		1			1
INTERLAB		1			1
VISTA CLINICAL		1			1
UAB UNIVERSITY OF ALABAMA HOSPITAL LAB		1			1
NEW YORK STATE ELR - CATHOLIC HEALTH SYSTEM DEPT LABORATORY		1			1
LABCORP RTP		1			1
NO NAME		1			1
SANFORD LABORATORIES		1			1
RICHMOND UNIVERSITY MEDICAL CENTER		1			1
BARTOW REGIONAL MEDICAL CENTER			1	100.00%	1
NEW YORK STATE ELR - KALEIDA HEALTH CENTER FOR LABORATORY		1			1
LABTECH DIAGNOSTIC			1	100.00%	1
QUEST DIAGNOSTICS INFECTIOUS DISEASE INC			1	100.00%	1
MIDWAY SPECIALTY CARE CENTER		1			1
VAMC WEST PALM LAB			1	100.00%	1
UNITED LABORATORY SERVICES CORP		1			1
QUEST DIAGNOSTIC INC		1			1
WINTER HAVEN HOSPITAL			1	100.00%	1
LAB CORP		1			1
FLORIDA HOSPITAL ORLANDO			1	100.00%	1
LABCORP DIAGNOSTICS-MIAMI		1			1
PARKWEST MEDICAL CENTER		1			1
QUEST DIAGNOSTICS INC			1	100.00%	1
UNKNOWN			1	100.00%	1
NEW YORK STATE ELR - SUNY UPSTATE MEDICAL UNIVERSITY		1			1
BAYCARE HEALTH SYSTEM			1	100.00%	1
Total	34	119,310	5,586	4.47%	124,930