

COVID-19: summary of persons being monitored, persons tested, and cases

Data through Jul 26, 2020 verified as of Jul 27, 2020 at 08:55 AM

Data in this report are provisional and subject to change.

Monitored persons: people the Florida Department of Health was notified of for possible monitoring because they are a contact of a case, traveled from China, or were identified by the Centers for Disease Control and Prevention (CDC) as a part of a airline/ship contact investigation

Total reports	130,561
Total persons of high, medium, or unknown risk	126,883
High/medium/unknown risk still being monitored	13,757

Persons tested: includes PCR and antigen test results received by the Department of Health from the state public health laboratory (BPHL), as well as commercial and hospital laboratories

Total tested	3,436,270
Positive	432,747
Negative	2,998,750
Inconclusive	4,773
Awaiting testing	2,902

Cases: people with positive PCR or antigen test result

Total cases	432,747
Florida residents	427,698
Non-Florida residents	5,049

Type of testing	
Florida residents	427,698
Positive by BPHL/CDC	14,362
Positive by commercial/hospital lab	413,336
Non-Florida residents	5,049
Positive by BPHL/CDC	193
Positive by commercial/hospital lab	4,856

Characteristics	
Florida residents hospitalized	24,332
Florida resident deaths	5,931
Change in deaths since previous report	+77
Non-Florida resident deaths	118

Hospitalized counts include anyone who was hospitalized at some point during their illness. It does not reflect the number of people currently hospitalized.

More information on deaths identified through death certificate data is available on the National Center for Health Statistics website at www.cdc.gov/nchs/nvss/vsrr/COVID19/index.htm.

Risk factors for Florida residents	
Traveled	3,417
Contact with a known case	110,920
Traveled and contact with a known case	3,394
Neither	309,967
No travel and no contact	41,415
Travel is unknown	223,018
Contact is unknown	72,129
Contact is pending	190,115

Travel can be unknown and contact can be unknown or pending for the same case, these numbers will sum to more than the "neither" total.

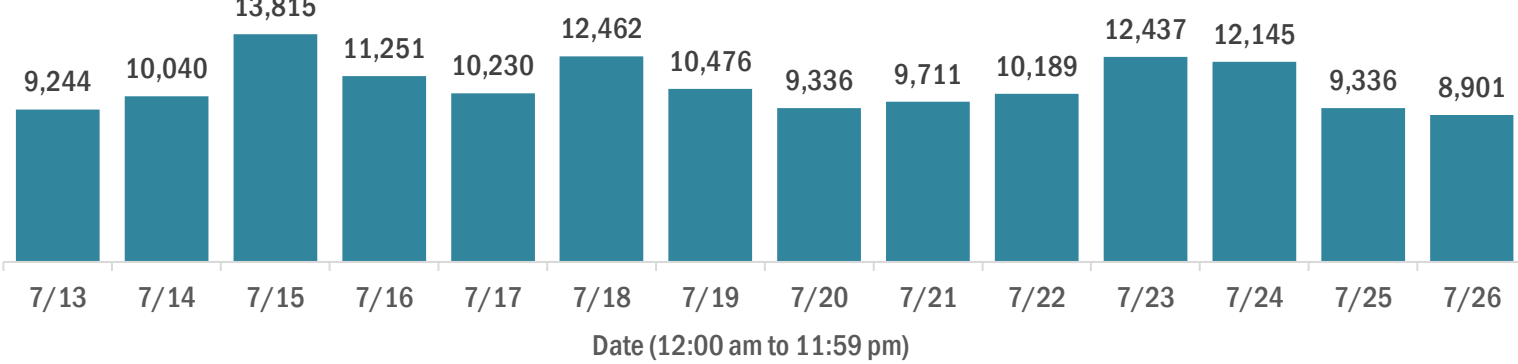
COVID-19: cases and laboratory testing over time

Data through Jul 26, 2020 verified as of Jul 27, 2020 at 08:55 AM

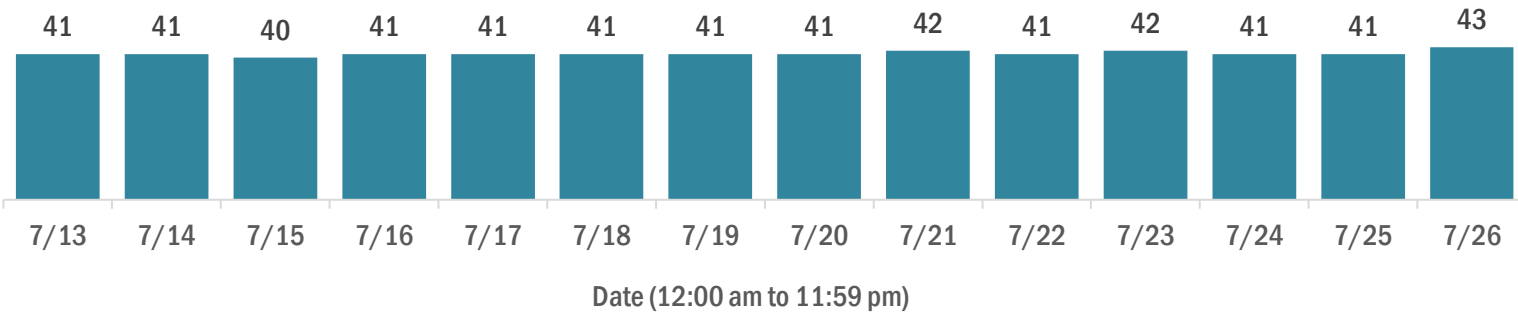
Data in this report are provisional and subject to change.

Cases in Florida residents per day for the past 2 weeks

Number of cases per day



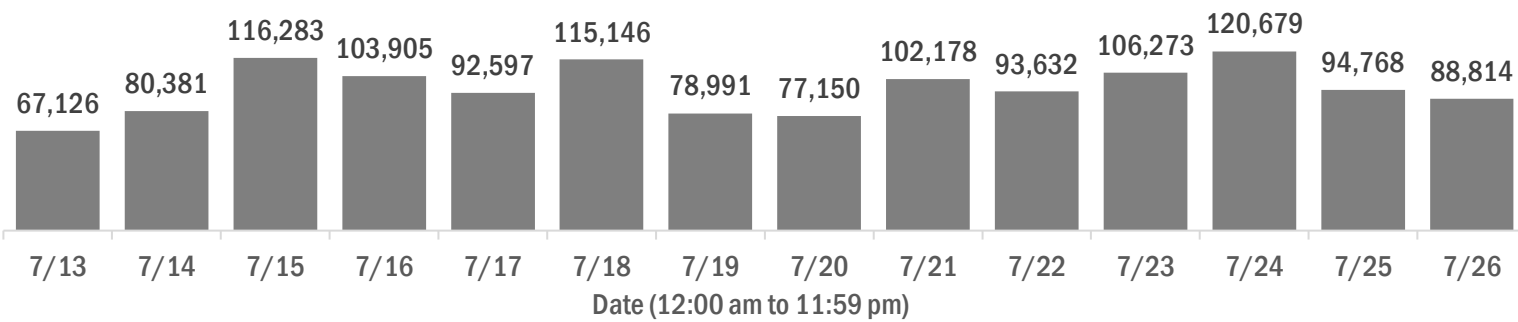
Median age of cases by day



Laboratory testing for Florida residents and non-Florida residents over the past 2 weeks

Number of people tested per day

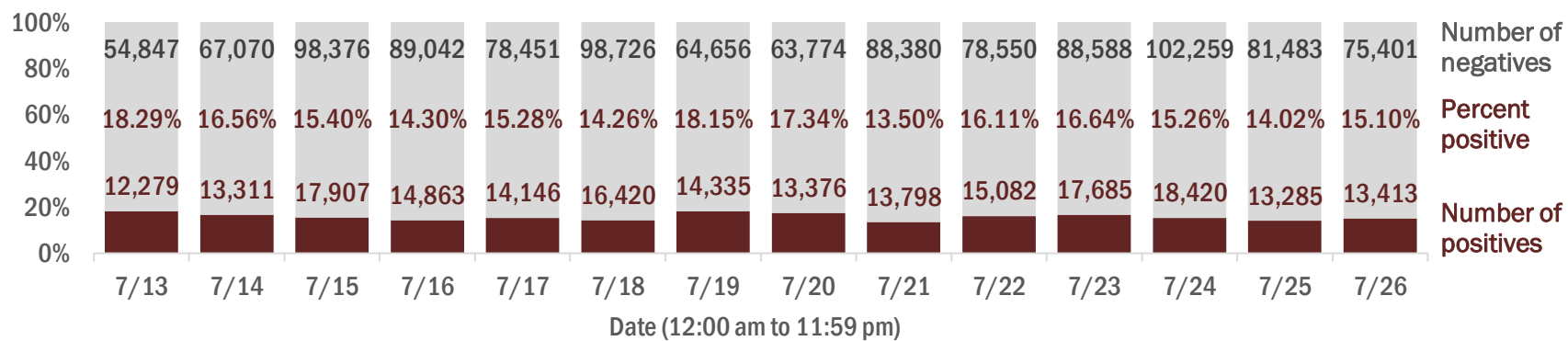
These counts include the number of people for whom the department received PCR or antigen laboratory results by day. People tested on multiple days will be included for each day a new result was received. A person is only counted once for each day they are tested, regardless of whether multiple specimens are tested or multiple results are received.



Number and percent of positive labs

The percent of positive results ranged from 13.50% to 18.29% over the past 2 weeks and was 15.10% yesterday.

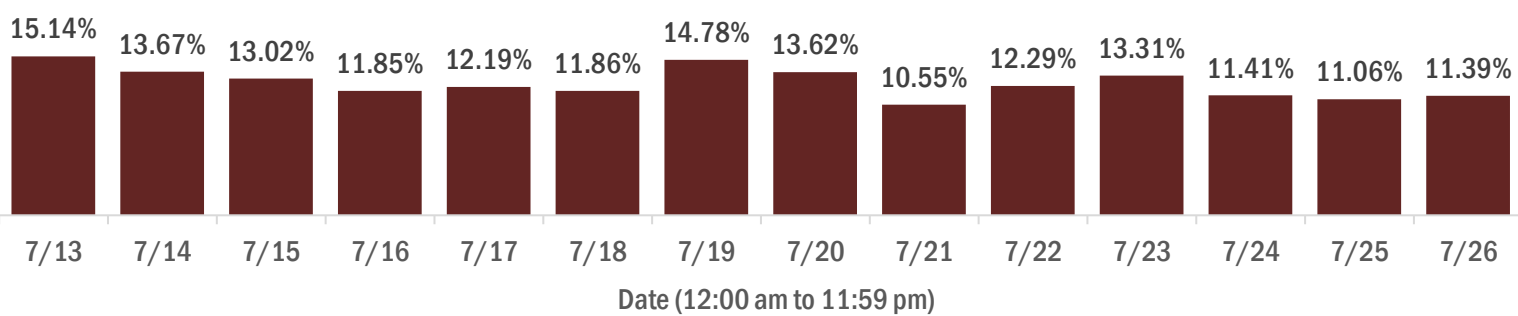
These counts include the number of people for whom the department received PCR or antigen laboratory results by day. People tested on multiple days will be included for each day a new result was received. A person is only counted once for each day they are tested, regardless of whether multiple specimens are tested or multiple results are received. If a person has a positive specimen and a negative specimen in the same day, only the positive result is counted.



Percent positivity for new cases

The percent of positive results ranged from 10.55% to 15.14% over the past 2 weeks and was 11.39% yesterday.

This percent is the number of people who test PCR- or antigen-positive for the first time divided by all the people tested that day, excluding people who have previously tested positive.



COVID-19: characteristics of 427,698 Florida resident cases

Data through Jul 26, 2020 verified as of Jul 27, 2020 at 08:55 AM

Data in this report are provisional and subject to change.

Age group	Cases	Hospitalizations	Deaths
0-4 years	7,156 2%	133 1%	0 0%
5-14 years	16,163 4%	99 0%	3 0%
15-24 years	66,330 16%	595 2%	15 0%
25-34 years	84,508 20%	1,494 6%	40 1%
35-44 years	70,391 16%	2,216 9%	126 2%
45-54 years	67,933 16%	3,194 13%	249 4%
55-64 years	54,323 13%	4,324 18%	590 10%
65-74 years	31,446 7%	4,689 19%	1,214 20%
75-84 years	18,130 4%	4,337 18%	1,673 28%
85+ years	10,531 2%	3,251 13%	2,021 34%
Unknown	787 0%	0 0%	0 0%
Total	427,698	24,332	5,931

Gender	Cases
Female	218,574 51%
Male	205,805 48%
Unknown	3,319 1%
Total	427,698

Ethnicity	Cases	Hospitalizations	Deaths
Hispanic	106,924 25%	7,772 32%	1,475 25%
Non-Hispanic	137,571 32%	14,972 62%	3,915 66%
Unknown	183,203 43%	1,588 7%	541 9%
Total	427,698	24,332	5,931

Race and ethnicity	Cases	Hospitalizations	Deaths
White	159,744 37%	14,472 59%	3,949 67%
Hispanic	70,369 16%	5,559 23%	1,155 19%
Non-Hispanic	72,628 17%	8,328 34%	2,572 43%
Unknown	16,747 4%	585 2%	222 4%
Black	62,840 15%	6,115 25%	1,233 21%
Hispanic	2,874 1%	287 1%	37 1%
Non-Hispanic	50,990 12%	5,638 23%	1,141 19%
Unknown	8,976 2%	190 1%	55 1%
Other race	41,684 10%	2,828 12%	467 8%
Hispanic	20,728 5%	1,733 7%	238 4%
Non-Hispanic	10,960 3%	930 4%	179 3%
Unknown	9,996 2%	165 1%	50 1%
Unknown race	163,430 38%	917 4%	282 5%
Hispanic	12,953 3%	193 1%	45 1%
Non-Hispanic	2,993 1%	76 0%	23 0%
Unknown	147,484 34%	648 3%	214 4%
Total	427,698	24,332	5,931

Hospitalization counts include anyone who was hospitalized at some point during their illness. It does not reflect the number of people currently hospitalized. **Other race** includes any person with a race of American Indian/Alaskan native, Asian, native Hawaiian/Pacific Islander, or other.

COVID-19: deaths in Florida residents and staff of long-term care facilities

Data through Jul 26, 2020 verified as of Jul 27, 2020 at 08:55 AM

Data in this report are provisional and subject to change.

For current cases in residents or staff of long-term care facilities, please visit: <https://floridahealthcovid19.gov/>

County	Deaths		County	Deaths		County	Deaths	
Dade	592	22%	Indian River	19	1%	Citrus	2	0%
Palm Beach	310	12%	Hendry	18	1%	Santa Rosa	2	0%
Pinellas	261	10%	Jackson	16	1%	St. Johns	2	0%
Broward	201	7%	Marion	15	1%	Bay	1	0%
Lee	154	6%	Washington	12	0%	Desoto	1	0%
Hillsborough	150	6%	Alachua	11	0%	Hardee	1	0%
Polk	122	5%	Hernando	11	0%	Holmes	1	0%
Manatee	92	3%	Osceola	11	0%	Levy	1	0%
Sarasota	71	3%	Walton	11	0%	Monroe	1	0%
Duval	61	2%	Lake	10	0%	Nassau	1	0%
Volusia	59	2%	Okaloosa	9	0%	Okeechobee	1	0%
St. Lucie	53	2%	Gadsden	7	0%	Taylor	1	0%
Charlotte	52	2%	Calhoun	6	0%	Total	2,689	
Escambia	51	2%	Leon	5	0%			
Collier	49	2%	Sumter	5	0%			
Seminole	41	2%	Columbia	4	0%			
Martin	35	1%	Jefferson	4	0%			
Clay	28	1%	Madison	4	0%			
Pasco	28	1%	Putnam	4	0%			
Brevard	26	1%	Baker	3	0%			
Orange	26	1%	Highlands	3	0%			
Suwannee	22	1%	Bradford	2	0%			

Note: cases are summarized by the county of usual residence. Residents and staff may be cases associated with facilities that are not in their county of usual residence, resulting in cases being included below for counties that do not have facilities with known cases.

COVID-19: characteristics of 432,747 cases

Data through Jul 26, 2020 verified as of Jul 27, 2020 at 08:55 AM

Data in this report are provisional and subject to change.

Tables below include cases in Florida residents and non-Florida residents.

All 67 Florida counties have cases:

County	FL resident cases	Non-FL resident cases	Total cases	FL resident deaths	FL death rate
Dade	106,445	870	107,315	1,404	1.3%
Broward	50,296	488	50,784	607	1.2%
Palm Beach	30,676	282	30,958	758	2.5%
Hillsborough	27,364	119	27,483	298	1.1%
Orange	27,026	367	27,393	174	0.6%
Duval	19,791	210	20,001	143	0.7%
Pinellas	15,224	115	15,339	378	2.5%
Lee	14,267	273	14,540	259	1.8%
Polk	11,678	39	11,717	220	1.9%
Collier	8,769	101	8,870	118	1.3%
Manatee	7,896	86	7,982	156	2.0%
Osceola	7,647	81	7,728	53	0.7%
Escambia	6,363	795	7,158	82	1.3%
Volusia	6,294	47	6,341	100	1.6%
Seminole	6,092	24	6,116	68	1.1%
Pasco	5,883	28	5,911	68	1.2%
Sarasota	5,118	50	5,168	115	2.2%
Brevard	5,049	20	5,069	65	1.3%
St. Lucie	4,526	20	4,546	103	2.3%
Lake	4,137	32	4,169	48	1.2%
Leon	3,799	69	3,868	14	0.4%
Marion	3,572	9	3,581	50	1.4%
Martin	3,429	22	3,451	65	1.9%
Alachua	3,138	48	3,186	20	0.6%
Bay	2,967	59	3,026	15	0.5%
St. Johns	2,963	30	2,993	21	0.7%
Santa Rosa	2,770	19	2,789	19	0.7%
Clay	2,568	9	2,577	47	1.8%
Okaloosa	2,387	24	2,411	20	0.8%
Columbia	2,196	7	2,203	10	0.5%
Indian River	2,018	13	2,031	35	1.7%
Charlotte	1,711	6	1,717	84	4.9%
Hendry	1,573		1,573	34	2.2%
Hernando	1,476	14	1,490	22	1.5%
Jackson	1,256	14	1,270	19	1.5%
Desoto	1,204	1	1,205	14	1.2%
Gadsden	1,190	7	1,197	13	1.1%
Putnam	1,176		1,176	13	1.1%
Monroe	1,119	26	1,145	6	0.5%
Citrus	1,100	2	1,102	20	1.8%
Highlands	1,065	3	1,068	22	2.1%
Walton	972	94	1,066	12	1.2%
Suwannee	1,007	17	1,024	27	2.7%
Sumter	995	8	1,003	27	2.7%
Nassau	920	47	967	8	0.9%
Okeechobee	833	4	837	2	0.2%
Flagler	804	9	813	8	1.0%
Hardee	783	6	789	5	0.6%
Hamilton	555	5	560	2	0.4%
Madison	544	9	553	6	1.1%
Wakulla	511	4	515	1	0.2%
Unknown	119	382	501		
Levy	471	3	474	2	0.4%
Washington	432	5	437	13	3.0%
Holmes	375	9	384	1	0.3%
Glades	383		383	3	0.8%
Liberty	339		339	2	0.6%
Gilchrist	315		315	1	0.3%
Baker	310		310	4	1.3%
Taylor	269	3	272	3	1.1%
Calhoun	261		261	7	2.7%
Gulf	240	9	249		
Bradford	236		236	3	1.3%
Union	234		234	4	1.7%
Dixie	231		231	4	1.7%
Jefferson	173	4	177	5	2.9%
Franklin	85	2	87	1	1.2%
Lafayette	83		83		
Total	427,698	5,049	432,747	5,931	1.4%

COVID-19: characteristics of 427,698 Florida resident cases

Data through Jul 26, 2020 verified as of Jul 27, 2020 at 08:55 AM

Data in this report are provisional and subject to change.

The table below includes the cities and counties of residence for cases in Florida residents based on the patient's ZIP Code.

Note that city is not always received as part of the initial notification and may be missing while the case is being investigated.

City and county	Cases
Miami, Dade	66,413
Orlando, Orange	20,698
Jacksonville, Duval	18,441
Tampa, Hillsborough	16,650
Hialeah, Dade	15,295
Fort Lauderdale, Broward	11,554
Hollywood, Broward	9,846
West Palm Beach, Palm Beach	7,699
Homestead, Dade	7,299
Saint Petersburg, Pinellas	6,449
Kissimmee, Osceola	6,259
Naples, Collier	6,203
Fort Myers, Lee	5,978
Pompano Beach, Broward	5,933
Pensacola, Escambia	5,587
Bradenton, Manatee	5,392
Lake Worth, Palm Beach	4,273
Boca Raton, Palm Beach	4,053
Sarasota, Sarasota	3,880
Tallahassee, Leon	3,711
Lakeland, Polk	3,558
Cape Coral, Lee	3,250
Miramar, Broward	3,111
Miami Beach, Dade	3,012
Clearwater, Pinellas	2,995
Lehigh Acres, Lee	2,867
Miami Gardens, Dade	2,820
Ocala, Marion	2,691
Boynton Beach, Palm Beach	2,687
Port Saint Lucie, St. Lucie	2,676
Gainesville, Alachua	2,565
Winter Haven, Polk	2,419
Lake City, Columbia	2,122
Panama City, Bay	2,116
Coral Springs, Broward	2,113
Delray Beach, Palm Beach	2,090
Opa Locka, Dade	2,070
Immokalee, Collier	2,010
Brandon, Hillsborough	1,908
Davie, Broward	1,745
Doral, Dade	1,741
Sunrise, Broward	1,728
Riverview, Hillsborough	1,689
Stuart, Martin	1,686
Fort Pierce, St. Lucie	1,677
Apopka, Orange	1,633
Plant City, Hillsborough	1,628
North Miami Beach, Dade	1,603
Largo, Pinellas	1,584
Missing, Broward	1,574
Saint Augustine, St. Johns	1,514
Melbourne, Brevard	1,506
Jupiter, Palm Beach	1,481
Deerfield Beach, Broward	1,459
Sanford, Seminole	1,448
Milton, Santa Rosa	1,427
Vero Beach, Indian River	1,369
New Port Richey, Pasco	1,367
Plantation, Broward	1,365

COVID-19: characteristics of 427,698 Florida resident cases

Data through Jul 26, 2020 verified as of Jul 27, 2020 at 08:55 AM

Data in this report are provisional and subject to change.

The table below includes the cities and counties of residence for cases in Florida residents based on the patient's ZIP Code.

Note that city is not always received as part of the initial notification and may be missing while the case is being investigated.

City and county	Cases
Tamarac, Broward	1,354
Daytona Beach, Volusia	1,333
Lake Worth Beach, Palm Beach	1,323
Deltona, Volusia	1,226
Palmetto, Manatee	1,210
Orange Park, Clay	1,206
Saint Cloud, Osceola	1,176
Margate, Broward	1,085
Arcadia, Desoto	1,060
Clermont, Lake	1,045
Palm Bay, Brevard	1,042
Palm Beach Gardens, Palm Beach	1,032
Winter Park, Orange	1,031
Deland, Volusia	1,023
Winter Garden, Orange	1,018
North Lauderdale, Broward	1,009
Altamonte Springs, Seminole	1,001
Royal Palm Beach, Palm Beach	989
Weston, Broward	971
Hallandale, Broward	967
Bonita Springs, Lee	962
North Miami, Dade	957
Oviedo, Seminole	954
Davenport, Polk	950
Coconut Creek, Broward	934
Ocoee, Orange	910
Haines City, Polk	899
Indiantown, Martin	881
Port Charlotte, Charlotte	880
Land O Lakes, Pasco	863
Coral Gables, Dade	860
Palm Harbor, Pinellas	842
Live Oak, Suwannee	839
Fort Walton Beach, Okaloosa	829
Spring Hill, Hernando	824
Clewiston, Hendry	819
Oakland Park, Broward	818
Wesley Chapel, Pasco	816
Wellington, Palm Beach	801
Okeechobee, Okeechobee	797
Florida City, Dade	797
Ruskin, Hillsborough	783
Pinellas Park, Pinellas	776
Belle Glade, Palm Beach	745
Quincy, Gadsden	742
Longwood, Seminole	739
Lutz, Hillsborough	733
Seminole, Pinellas	732
Valrico, Hillsborough	715
Pembroke Pines, Broward	679
Windermere, Orange	653
Punta Gorda, Charlotte	635
Wimauma, Hillsborough	634
Leesburg, Lake	632
Casselberry, Seminole	629
Jacksonville Beach, Duval	627
Missing, Palm Beach	623
Bartow, Polk	603
Aventura, Dade	582

COVID-19: characteristics of 427,698 Florida resident cases

Data through Jul 26, 2020 verified as of Jul 27, 2020 at 08:55 AM

Data in this report are provisional and subject to change.

The table below includes the cities and counties of residence for cases in Florida residents based on the patient's ZIP Code.

Note that city is not always received as part of the initial notification and may be missing while the case is being investigated.

City and county	Cases
Palm Coast, Flagler	581
Palatka, Putnam	579
Miami Lakes, Dade	568
Lake Mary, Seminole	554
Ormond Beach, Volusia	549
Cocoa, Brevard	540
Tavares, Lake	538
Labelle, Hendry	536
Middleburg, Clay	527
Cantonment, Escambia	517
Auburndale, Polk	509
Kissimmee, Polk	508
North Port, Sarasota	507
Zephyrhills, Pasco	507
Key West, Monroe	496
Brooksville, Hernando	494
Hudson, Pasco	494
Crestview, Okaloosa	494
North Fort Myers, Lee	486
Port Richey, Pasco	486
Winter Springs, Seminole	484
Missing, Dade	480
Sebring, Highlands	480
Loxahatchee, Palm Beach	462
Gulf Breeze, Santa Rosa	461
Maitland, Orange	457
Dade City, Pasco	455
Crawfordville, Wakulla	446
Marianna, Jackson	435
Tarpon Springs, Pinellas	434
Seffner, Hillsborough	432
Mulberry, Polk	426
Lake Wales, Polk	423
Port Orange, Volusia	412
Ponte Vedra Beach, St. Johns	411
Venice, Sarasota	407
Riviera Beach, Palm Beach	406
Sarasota, Manatee	405
Cooper City, Broward	404
Saint Johns, St. Johns	400
Orange City, Volusia	400
Fernandina Beach, Nassau	395
Holiday, Pasco	394
Dunedin, Pinellas	384
Jasper, Hamilton	384
South Bay, Palm Beach	383
Wauchula, Hardee	381
Missing, Collier	375
Pahokee, Palm Beach	373
South Miami, Dade	370
Merritt Island, Brevard	367
Panama City Beach, Bay	366
Navarre, Santa Rosa	366
Destin, Okaloosa	365
Dania, Broward	359
Moore Haven, Glades	359
Green Cove Springs, Clay	357
Parrish, Manatee	355
Eustis, Lake	351

COVID-19: characteristics of 427,698 Florida resident cases

Data through Jul 26, 2020 verified as of Jul 27, 2020 at 08:55 AM

Data in this report are provisional and subject to change.

The table below includes the cities and counties of residence for cases in Florida residents based on the patient's ZIP Code.

Note that city is not always received as part of the initial notification and may be missing while the case is being investigated.

City and county	Cases
Palm City, Martin	349
Fleming Island, Clay	345
Fellsmere, Indian River	345
Dover, Hillsborough	341
The Villages, Sumter	338
Santa Rosa Beach, Walton	337
Defuniak Springs, Walton	336
Madison, Madison	335
Rockledge, Brevard	334
Pinecrest, Dade	334
Avon Park, Highlands	333
Titusville, Brevard	332
Missing, Hillsborough	330
Gibsonton, Hillsborough	327
Lantana, Palm Beach	326
Odessa, Hillsborough	319
Graceville, Jackson	316
Estero, Lee	310
Bonifay, Holmes	303
Chipley, Washington	300
New Smyrna Beach, Volusia	297
Lynn Haven, Bay	296
Groveland, Lake	294
Bristol, Liberty	293
Inverness, Citrus	292
Polk City, Polk	290
Atlantic Beach, Duval	284
Key Biscayne, Dade	282
Lauderdale Lakes, Broward	280
Parkland, Broward	279
Missing, Duval	273
Mount Dora, Lake	270
Lauderhill, Broward	268
Crescent City, Putnam	262
Niceville, Okaloosa	258
Debary, Volusia	257
Oldsmar, Pinellas	255
Missing, Orange	239
North Palm Beach, Palm Beach	235
Hobe Sound, Martin	231
Apollo Beach, Hillsborough	229
Missing, Pasco	227
Wilton Manors, Broward	227
Perry, Taylor	226
Frostproof, Polk	225
Pace, Santa Rosa	223
Palm Springs, Palm Beach	221
Lithia, Hillsborough	219
Sun City Center, Hillsborough	213
Fort Meade, Polk	212
Ellenton, Manatee	210
Ponte Vedra, St. Johns	208
Sneads, Jackson	204
Sebastian, Indian River	202
Missing, Santa Rosa	200
Bushnell, Sumter	200
Trenton, Gilchrist	199
Safety Harbor, Pinellas	199
Alachua, Alachua	197

COVID-19: characteristics of 427,698 Florida resident cases

Data through Jul 26, 2020 verified as of Jul 27, 2020 at 08:55 AM

Data in this report are provisional and subject to change.

The table below includes the cities and counties of residence for cases in Florida residents based on the patient's ZIP Code.

Note that city is not always received as part of the initial notification and may be missing while the case is being investigated.

City and county	Cases
Yulee, Nassau	197
Summerfield, Marion	190
Missing, St. Johns	186
Missing, Hendry	183
Missing, Polk	181
Macclenny, Baker	180
Palmetto Bay, Dade	176
Key Largo, Monroe	170
Jensen Beach, Martin	167
Belleview, Marion	166
Wildwood, Sumter	162
Missing, St. Lucie	162
Starke, Bradford	162
Crystal River, Citrus	161
Missing, Hardee	159
Chiefland, Levy	157
Missing, Lee	151
Williston, Levy	150
Mascotte, Lake	149
Lady Lake, Lake	148
Homosassa, Citrus	148
Blountstown, Calhoun	146
Jacksonville, St. Johns	146
Bowling Green, Hardee	146
Missing, Marion	143
Callahan, Nassau	143
Missing, Volusia	143
Edgewater, Volusia	143
Missing, Citrus	141
Lake Placid, Highlands	140
Monticello, Jefferson	140
Newberry, Alachua	134
Shalimar, Okaloosa	132
Mary Esther, Okaloosa	130
Old Town, Dixie	129
Havana, Gadsden	129
Cocoa Beach, Brevard	129
Lake Alfred, Polk	128
Thonotosassa, Hillsborough	126
Port Saint Joe, Gulf	126
Missing, Desoto	125
Myakka City, Manatee	124
Marathon, Monroe	124
Neptune Beach, Duval	123
Dunnellon, Marion	123
Missing, Madison	121
Satellite Beach, Brevard	121
Missing, Osceola	120
Jennings, Hamilton	120
Missing, Brevard	120
Southwest Ranches, Broward	120
Freeport, Walton	118
Clearwater Beach, Pinellas	117
Lake Butler, Union	116
Minneola, Lake	116
Nokomis, Sarasota	114
Pierson, Volusia	110
Spring Hill, Pasco	108
Sorrento, Lake	108

COVID-19: characteristics of 427,698 Florida resident cases

Data through Jul 26, 2020 verified as of Jul 27, 2020 at 08:55 AM

Data in this report are provisional and subject to change.

The table below includes the cities and counties of residence for cases in Florida residents based on the patient's ZIP Code.

Note that city is not always received as part of the initial notification and may be missing while the case is being investigated.

City and county	Cases
Carol City, Dade	107
Missing, Martin	107
Medley, Dade	107
Holly Hill, Volusia	105
Chattahoochee, Gadsden	102
Missing, Highlands	100
Englewood, Charlotte	99
Hilliard, Nassau	98
West Melbourne, Brevard	98
Tavernier, Monroe	97
Missing, Hernando	97
Lake Park, Palm Beach	95
De Leon Springs, Volusia	94
Bunnell, Flagler	93
Missing, Indian River	93
Marco Island, Collier	92
Lecanto, Citrus	90
Midway, Gadsden	88
Gulfport, Pinellas	88
Bell, Gilchrist	85
Zolfo Springs, Hardee	85
Alva, Lee	85
Jay, Santa Rosa	84
Indialantic, Brevard	83
Missing, Seminole	83
Raiford, Union	83
Miramar Beach, Walton	82
Cross City, Dixie	82
Molino, Escambia	80
Missing, Monroe	80
Beverly Hills, Citrus	79
Tequesta, Palm Beach	78
Montverde, Lake	78
Umatilla, Lake	77
Missing, Sarasota	77
Englewood, Sarasota	76
Wewahitchka, Gulf	76
Mayo, Lafayette	75
Palm Beach, Palm Beach	75
Flagler Beach, Flagler	74
Bronson, Levy	73
Missing, Pinellas	73
Chuluota, Seminole	71
Trinity, Pasco	71
East Palatka, Putnam	70
Oxford, Sumter	70
Cape Canaveral, Brevard	70
Gotha, Orange	70
Fruitland Park, Lake	69
Hernando, Citrus	68
Fort White, Columbia	67
Avon Park, Polk	66
Geneva, Seminole	66
Missing, Nassau	65
Kenneth City, Pinellas	65
Greenwood, Jackson	65
Missing, Jackson	64
Keystone Heights, Clay	63
High Springs, Alachua	63

COVID-19: characteristics of 427,698 Florida resident cases

Data through Jul 26, 2020 verified as of Jul 27, 2020 at 08:55 AM

Data in this report are provisional and subject to change.

The table below includes the cities and counties of residence for cases in Florida residents based on the patient's ZIP Code.

Note that city is not always received as part of the initial notification and may be missing while the case is being investigated.

City and county	Cases
Dunnellon, Citrus	63
South Daytona, Volusia	63
Rotunda West, Charlotte	62
Missing, Clay	62
Eagle Lake, Polk	60
Archer, Alachua	60
Missing, Escambia	59
Vernon, Washington	59
Gretna, Gadsden	59
Fort Myers Beach, Lee	59
West Miami, Dade	58
Altha, Calhoun	58
Cottondale, Jackson	57
Glen Saint Mary, Baker	57
Missing, Manatee	56
Mims, Brevard	56
Ave Maria, Collier	56
Missing, Lake	55
Lake Panasoffkee, Sumter	54
Melbourne Beach, Brevard	53
Hawthorne, Alachua	53
Missing, Flagler	53
Weeki Wachee, Hernando	53
Hastings, St. Johns	52
Zellwood, Orange	51
Pomona Park, Putnam	50
Belle Isle, Orange	50
Interlachen, Putnam	50
Southport, Bay	50
Century, Escambia	49
O Brien, Suwannee	49
Indian Rocks Beach, Pinellas	49
Missing, Leon	49
Citra, Marion	49
Youngstown, Bay	49
Oakland, Orange	49
White Springs, Hamilton	48
Missing, Okaloosa	48
Baker, Okaloosa	47
Islamorada, Monroe	47
Dundee, Polk	47
Missing, Washington	46
Silver Springs, Marion	46
South Pasadena, Pinellas	46
Reddick, Marion	46
Missing, Unknown	45
Surfside, Dade	45
Missing, Gadsden	44
Missing, Levy	44
Satsuma, Putnam	44
Bal Harbour, Dade	44
Osprey, Sarasota	43
Coconut Grove, Dade	43
Seville, Volusia	43
Branford, Suwannee	43
Greenville, Madison	43
Webster, Sumter	42
Sanderson, Baker	42
Viera, Brevard	42

COVID-19: characteristics of 427,698 Florida resident cases

Data through Jul 26, 2020 verified as of Jul 27, 2020 at 08:55 AM

Data in this report are provisional and subject to change.

The table below includes the cities and counties of residence for cases in Florida residents based on the patient's ZIP Code.

Note that city is not always received as part of the initial notification and may be missing while the case is being investigated.

City and county	Cases
Biscayne Park, Dade	42
Apalachicola, Franklin	41
Greenacres, Palm Beach	40
Grand Island, Lake	39
Indian Harbour Beach, Brevard	39
Ocklawaha, Marion	38
Missing, Gulf	38
Lawtey, Bradford	37
San Antonio, Pasco	37
Missing, Wakulla	37
Coleman, Sumter	36
Lakewood Ranch, Manatee	36
Grand Ridge, Jackson	36
El Portal, Dade	36
Missing, Walton	35
Missing, Okeechobee	35
Lee, Madison	35
Poinciana, Polk	34
Lake Hamilton, Polk	34
Christmas, Orange	34
Celebration, Osceola	34
Sanibel, Lee	33
Missing, Calhoun	33
Mcdavid, Escambia	33
Stock Island, Monroe	32
Howey-In-The-Hills, Lake	32
Elkton, St. Johns	31
Fountain, Bay	31
Cutler Bay, Dade	31
Malabar, Brevard	30
Missing, Baker	30
Florida State University, Leon	29
Princeton, Dade	29
Mcalpin, Suwannee	29
Missing, Gilchrist	29
Juno Beach, Palm Beach	29
Center Hill, Sumter	29
Missing, Holmes	28
Melrose, Putnam	28
Inlet Beach, Walton	28
Lake Helen, Volusia	28
Welaka, Putnam	28
Citrus Springs, Citrus	28
Steinhatchee, Taylor	27
Madeira Beach, Pinellas	27
Canal Point, Palm Beach	26
Lauderdale By The Sea, Broward	26
Missing, Sumter	26
Westville, Holmes	26
Bokeelia, Lee	25
Micanopy, Alachua	25
Hypoluxo, Palm Beach	25
Weirsdale, Marion	25
Big Pine Key, Monroe	25
Alford, Jackson	25
Atlantis, Palm Beach	25
Malone, Jackson	25
Osteen, Volusia	25
Greensboro, Gadsden	25

COVID-19: characteristics of 427,698 Florida resident cases

Data through Jul 26, 2020 verified as of Jul 27, 2020 at 08:55 AM

Data in this report are provisional and subject to change.

The table below includes the cities and counties of residence for cases in Florida residents based on the patient's ZIP Code.

Note that city is not always received as part of the initial notification and may be missing while the case is being investigated.

City and county	Cases
Hallandale Beach, Broward	24
Patrick Air Force Base, Brevard	24
Morriston, Levy	24
Babson Park, Polk	24
Floral City, Citrus	24
The Villages, Lake	24
Belleair, Pinellas	23
Wellborn, Suwannee	23
Astor, Lake	23
Summerland Key, Monroe	23
Laurel Hill, Okaloosa	23
Hosford, Liberty	23
Astatula, Lake	23
Felda, Hendry	23
Lady Lake, Sumter	23
Florida Dept Of Corrections, Union	22
Missing, Liberty	22
Naranja, Dade	22
Valparaiso, Okaloosa	22
Fern Park, Seminole	22
Sunny Isles Beach, Dade	21
Missing, Bay	21
Anthony, Marion	21
Ochopee, Collier	21
Belleair Beach, Pinellas	20
San Mateo, Putnam	20
Bryceville, Nassau	20
Destin, Walton	20
Bradenton Beach, Manatee	19
Grant-Valkaria, Brevard	19
Eglin Air Force Base, Okaloosa	19
Longboat Key, Manatee	19
Saint James City, Lee	18
Odessa, Pasco	18
Yalaha, Lake	18
Miami Springs, Dade	18
Sweetwater, Dade	18
Kissimmee, Orange	18
Missing, Jefferson	17
Unknown, Orange	17
Hialeah Gardens, Dade	17
Eastpoint, Franklin	17
Altoona, Lake	17
Haverhill, Palm Beach	17
Temple Terrace, Hillsborough	16
Missing, Suwannee	16
Holt, Okaloosa	16
Baldwin, Duval	16
Campbellton, Jackson	16
Crystal Beach, Pinellas	16
Missing, Bradford	16
Kendall, Dade	16
Caryville, Washington	16
Carrabelle, Franklin	16
Clarksville, Calhoun	15
Golden Beach, Dade	15
North Bay Village, Dade	15
Lamont, Jefferson	15
Oak Hill, Volusia	15

COVID-19: characteristics of 427,698 Florida resident cases

Data through Jul 26, 2020 verified as of Jul 27, 2020 at 08:55 AM

Data in this report are provisional and subject to change.

The table below includes the cities and counties of residence for cases in Florida residents based on the patient's ZIP Code.

Note that city is not always received as part of the initial notification and may be missing while the case is being investigated.

City and county	Cases
Missing, Charlotte	15
Sumterville, Sumter	15
Ponce De Leon, Holmes	15
Paisley, Lake	13
Callaway, Bay	13
Carrollwood, Hillsborough	13
Waverly, Polk	13
Alafaya, Orange	13
Missing, Union	13
Sopchoppy, Wakulla	12
Singer Island, Palm Beach	12
Fruit Cove, St. Johns	12
Miami Shores, Dade	12
Edgewood, Orange	12
Kindred, Osceola	12
Placida, Charlotte	12
Ona, Hardee	12
Missing, Dixie	12
Fort Denaud, Hendry	12
Terra Ceia, Manatee	12
Bascom, Jackson	12
Georgetown, Putnam	12
Village Of Palmetto Bay, Dade	12
West Park, Broward	11
Goulds, Dade	11
Eaton Park, Polk	11
Hollister, Putnam	11
Holmes Beach, Manatee	11
Okahumpka, Lake	11
Panacea, Wakulla	11
Tice, Lee	11
Florahome, Putnam	11
Lighthouse Point, Broward	11
Ponce Inlet, Volusia	11
Barefoot Bay, Brevard	11
Fort Mccoy, Marion	11
Brooker, Bradford	10
Missing, Glades	10
Winter Park, Seminole	10
Unknown, Dade	10
Sebastian, Brevard	10
Pinetta, Madison	10
Bellview, Escambia	10
Nocatee, Desoto	10
Santa Fe, Alachua	10
Missing, Franklin	10
Heathrow, Seminole	10
Harmony, Osceola	9
Mangonia Park, Palm Beach	9
Lake Suzy, Desoto	9
Dania Beach, Broward	9
Bay Harbor Islands, Dade	9
Bayonet Point, Pasco	9
Waldo, Alachua	9
Missing, Taylor	9
Tierra Verde, Pinellas	9
North Redington Beach, Pinellas	9
Intercession City, Osceola	8
Kinard, Calhoun	8

COVID-19: characteristics of 427,698 Florida resident cases

Data through Jul 26, 2020 verified as of Jul 27, 2020 at 08:55 AM

Data in this report are provisional and subject to change.

The table below includes the cities and counties of residence for cases in Florida residents based on the patient's ZIP Code.

Note that city is not always received as part of the initial notification and may be missing while the case is being investigated.

City and county	Cases
Palm Shores, Brevard	8
Labelle, Glades	8
Matlacha, Lee	8
Hampton, Bradford	8
Mexico Beach, Bay	8
Walnut Hill, Escambia	8
Treasure Island, Pinellas	8
Highland City, Polk	8
Balm, Hillsborough	8
Sun City, Hillsborough	8
Ocean Ridge, Palm Beach	8
Orange Lake, Marion	7
Inglis, Levy	7
Eloise, Polk	7
Key Colony Beach, Monroe	7
Tyndall Air Force Base, Bay	7
Sydney, Hillsborough	7
Lutz, Pasco	7
Reunion, Osceola	7
Palma Sola, Manatee	6
Palmdale, Glades	6
Kathleen, Polk	6
Maitland, Seminole	6
Jacksonville, Unknown	6
La Crosse, Alachua	6
Enterprise, Volusia	6
Wabasso, Indian River	6
Gonzalez, Escambia	6
Wahneta, Polk	6
Venus, Highlands	6
Tioga, Alachua	6
Missing, Alachua	6
Buena Ventura Lakes, Osceola	6
Cedar Key, Levy	6
Missing, Lafayette	6
Hollywood, Unknown	5
Kenansville, Osceola	5
Dowling Park, Suwannee	5
Lorida, Highlands	5
Goodland, Collier	5
Altamonte Springs, Orange	5
Perrine, Dade	5
West Delray Beach, Palm Beach	5
Poinciana, Osceola	5
Hiawassee, Orange	5
Indian Lake Estates, Polk	5
Bradley, Polk	5
Mango, Hillsborough	5
Orlando, Seminole	5
Miami, Unknown	5
Saint Pete Beach, Pinellas	5
Ponce De Leon, Walton	5
Bay Pines, Pinellas	5
Crystal Springs, Pasco	5
Paxton, Walton	5
Penney Farms, Clay	5
Pensacola Beach, Santa Rosa	5
Woodville, Leon	5
Cloud Lake, Palm Beach	5

COVID-19: characteristics of 427,698 Florida resident cases

Data through Jul 26, 2020 verified as of Jul 27, 2020 at 08:55 AM

Data in this report are provisional and subject to change.

The table below includes the cities and counties of residence for cases in Florida residents based on the patient's ZIP Code.

Note that city is not always received as part of the initial notification and may be missing while the case is being investigated.

City and county	Cases
Long Boat Key, Manatee	5
Bonifay, Washington	4
Ebro, Washington	4
Plymouth, Orange	4
Cudjoe Key, Monroe	4
Homeland, Polk	4
Ferndale, Lake	4
Bagdad, Santa Rosa	4
Ridge Manor, Pasco	4
Saint Lucie West, St. Lucie	4
Siesta Key, Sarasota	4
Unknown, Broward	4
Pembroke Park, Broward	4
Mayport, Duval	4
North Venice, Sarasota	4
Maxville, Duval	4
Hernando Beach, Hernando	4
Centerville, Leon	4
Pine Castle, Orange	4
Ybor City, Hillsborough	4
Eatonville, Orange	4
Homosassa Springs, Citrus	4
Lehigh, Lee	4
Tallevast, Manatee	4
Steinhatchee, Dixie	4
Nobleton, Hernando	4
Northdale, Hillsborough	4
Celebration, Orange	4
Leisure City, Dade	4
Missing, Putnam	4
Perdido Key, Escambia	4
Nichols, Polk	4
Mount Plymouth, Lake	3
Oneco, Manatee	3
South Palm Beach, Palm Beach	3
Westchase, Hillsborough	3
Vernon, Bay	3
Virginia Gardens, Dade	3
Miromar Lakes, Lee	3
Mayport Naval Housing, Duval	3
Gulf Stream, Palm Beach	3
City Of Sunrise, Broward	3
Braden River, Manatee	3
Fpo, Duval	3
Elfers, Pasco	3
Port Saint John, Brevard	3
Pasadena, Pinellas	3
Saint Leo, Pasco	3
Saint Marks, Wakulla	3
Pompano Beach, Unknown	3
Rubonia, Manatee	3
Indian Creek Village, Dade	3
Aloma, Orange	3
Ft Pierce, St. Lucie	3
Gulf Hammock, Levy	3
Lulu, Columbia	3
Lacoochee, Pasco	3
Pine Hills, Orange	3
Shady Grove, Taylor	3

COVID-19: characteristics of 427,698 Florida resident cases

Data through Jul 26, 2020 verified as of Jul 27, 2020 at 08:55 AM

Data in this report are provisional and subject to change.

The table below includes the cities and counties of residence for cases in Florida residents based on the patient's ZIP Code.

Note that city is not always received as part of the initial notification and may be missing while the case is being investigated.

City and county	Cases
Tangerine, Orange	3
Boca Grande, Lee	3
Buckingham, Lee	3
Candler, Marion	3
Graceville, Holmes	3
Hallandale Beach, Broward	3
Fisher Island, Dade	3
Trenton, Levy	3
Quail Heights, Dade	3
Belleair Bluffs, Pinellas	3
Captiva, Lee	3
Fort Lauderdale, Unknown	3
Micco, Brevard	3
Little Torch Key, Monroe	3
Lynbrook, Broward	3
Lowell, Marion	3
Lake Como, Putnam	3
Lake Monroe, Seminole	3
Hialeah, Unknown	3
Long Key, Monroe	3
Cutler Ridge, Dade	3
Duette, Manatee	3
East Lake, Marion	3
Azalea Park, Orange	3
Anna Maria, Manatee	3
Trilby, Pasco	3
Missing, Hamilton	3
Dinsmore, Duval	3
Davenport, Osceola	3
Green Acres, Palm Beach	3
Lake City, Suwannee	3
Lake Harbor, Palm Beach	2
Loughman, Polk	2
Chokoloskee, Collier	2
Alturas, Polk	2
Goldenrod, Seminole	2
Forest City, Orange	2
Murdock, Charlotte	2
Orlando, Brevard	2
Yankeetown, Levy	2
Margate, Unknown	2
Madison, Unknown	2
Port Salerno, Martin	2
Sparr, Marion	2
Town N Country, Hillsborough	2
Bayshore Gardens, Manatee	2
Fort Charlotte, Charlotte	2
Daytona Beach Shores, Volusia	2
Lealman, Pinellas	2
Horseshoe Beach, Dixie	2
Everglades City, Collier	2
Laud-By-The-Sea, Broward	2
Hawthorne, Putnam	2
Jensen Beach, St. Lucie	2
Loxahatchee Groves, Palm Beach	2
Lockhart, Orange	2
Archer, Levy	2
Ramrod Key, Monroe	2
Orlando, Unknown	2

COVID-19: characteristics of 427,698 Florida resident cases

Data through Jul 26, 2020 verified as of Jul 27, 2020 at 08:55 AM

Data in this report are provisional and subject to change.

The table below includes the cities and counties of residence for cases in Florida residents based on the patient's ZIP Code.

Note that city is not always received as part of the initial notification and may be missing while the case is being investigated.

City and county	Cases
Ponte Vedra, Duval	2
University Park, Manatee	2
Valkaria, Brevard	2
The Villages, Marion	2
West Villages, Sarasota	2
Inlet Beach, Bay	2
Jacksonville, Clay	2
Clermont, Orange	2
Sunny Hills, Washington	2
Switzerland, St. Johns	2
Parker, Bay	2
Oklawaha, Marion	2
Milton, Escambia	2
Laurel, Sarasota	2
Manalapan, Palm Beach	2
Lamont, Taylor	2
Milligan, Okaloosa	2
Glenwood, Volusia	2
Gulf Breeze, Escambia	2
Homeless, Hillsborough	2
Deerfield Beach, Unknown	2
Venice, Manatee	2
Unknown, Seminole	2
Sugarloaf, Monroe	2
Branford, Lafayette	2
Clewiston, Palm Beach	2
Longboat Key, Sarasota	2
Mesa, Unknown	2
Lakeshore, Polk	2
Earleton, Alachua	2
PSI, Unknown	2
Ormond Beach, Flagler	2
San Carlos Park, Lee	2
Sorrento, Orange	2
Sand Lake, Orange	2
Roseland, Indian River	2
Orlando, Osceola	2
West Palm Beach, Unknown	2
Lake Butler, Bradford	2
Lauderhill, Unknown	2
Miami, Martin	2
At Large, Broward	2
Fort Lauderdale, Dade	2
Durant, Hillsborough	2
El Jobean, Charlotte	2
Everglades National Park, Dade	2
Miami, Broward	2
Union Park, Orange	2
Samoset, Manatee	2
Suwannee, Dixie	2
Oakland Park, Unknown	2
Mulberry, Hillsborough	2
New Smyrna, Volusia	2
Palma Ceia, Hillsborough	2
Pennsacola, Escambia	1
Pooler, Broward	1
Sarasota, Unknown	1
Seacrest, Walton	1
Salem, Taylor	1

COVID-19: characteristics of 427,698 Florida resident cases

Data through Jul 26, 2020 verified as of Jul 27, 2020 at 08:55 AM

Data in this report are provisional and subject to change.

The table below includes the cities and counties of residence for cases in Florida residents based on the patient's ZIP Code.

Note that city is not always received as part of the initial notification and may be missing while the case is being investigated.

City and county	Cases
North Lauderdale, Unknown	1
North Port, Manatee	1
Okeechobee, Martin	1
Okeechobi, Unknown	1
Orlando, Manatee	1
St Cloud, Orange	1
University Of Miami, Dade	1
Unknown, Manatee	1
Twentynine Palms, Broward	1
Wakulla Springs, Wakulla	1
Windermere, Unknown	1
Xifamk, Dade	1
Miamksaohes, Dade	1
Metter, Manatee	1
Miami Dade, Unknown	1
Hillsboro Beach, Broward	1
Holder, Citrus	1
Lauderdale Lakes, Unknown	1
Key West Naval Air Station, Monroe	1
Indian River Shores, Indian River	1
Indian Rock Beach, Pinellas	1
Fanning Springs, Gilchrist	1
Fellsmere, Brevard	1
Fernandina, Nassau	1
Graham, Bradford	1
Cypress Gardens, Polk	1
Franklin, Orange	1
Haines City, Orange	1
Austin, Dade	1
Apo, Collier	1
Astor, Volusia	1
Clearwater, Hillsborough	1
Mayport Naval Station, Duval	1
Mount Dora, Orange	1
New Church, Palm Beach	1
New Port Richey, Hillsborough	1
Jena, Taylor	1
Litchfield Park, Unknown	1
Laurel Hill, Walton	1
Marathon Shores, Monroe	1
West Hollywood, Broward	1
Weston, Unknown	1
Winter Springs, Orange	1
Oviedo, Orange	1
Okeechobee, Highlands	1
Orange Park, Duval	1
Pensacola Naval Hospital, Escambia	1
Point Washington, Walton	1
Seacrest, Bay	1
Unknown Out Of Area, Palm Beach	1
Unknown, Duval	1
Sanford, Orange	1
Shady Hills, Pasco	1
Shalimar, Escambia	1
Sharpes, Brevard	1
Uknown, Unknown	1
Unable To Obtain, Palm Beach	1
University Of Tampa, Hillsborough	1
Unk, Alachua	1

COVID-19: characteristics of 427,698 Florida resident cases

Data through Jul 26, 2020 verified as of Jul 27, 2020 at 08:55 AM

Data in this report are provisional and subject to change.

The table below includes the cities and counties of residence for cases in Florida residents based on the patient's ZIP Code.

Note that city is not always received as part of the initial notification and may be missing while the case is being investigated.

City and county	Cases
Watersound, Bay	1
Yeehaw, Okeechobee	1
Oldsray, Manatee	1
Panama City, Unknown	1
Rivera Beach, Palm Beach	1
Perth Amboy, Hillsborough	1
Miami Gardens, Unknown	1
Miramar, Dade	1
Morriston, Marion	1
Mount Dora, Seminole	1
Naples, Lee	1
North Fort Myers, Charlotte	1
North Laud, Unknown	1
Homossa, Orange	1
Jacksonville Naval Air Station, Duval	1
Jacksonville Naval Hospital, Duval	1
Jacksonville, Nassau	1
Cape Haze, Charlotte	1
Davie, Unknown	1
Branford, Gilchrist	1
Alva, Escambia	1
Bayou George, Bay	1
Unknown, Volusia	1
Tamarac, Dade	1
Smyrna, Broward	1
Port Saint Lucie, Palm Beach	1
Rocky Point, Hillsborough	1
Saint Johns, Duval	1
N. Lauderdale, Broward	1
Other, Dade	1
Orl, Osceola	1
Pensacola Beach, Escambia	1
Westville, Walton	1
White Springs, Columbia	1
Cypress, Jackson	1
Clarcona, Orange	1
Coconut Ck, Unknown	1
Alpharetta, Broward	1
Cape Cord, Lee	1
Homeless, Monroe	1
Homeless, Pinellas	1
Hutchinson Island, St. Lucie	1
Hallandale, Unknown	1
Gainesville, Dade	1
Miccosukee, Leon	1
Miami, Lee	1
Land O Lakes, Hillsborough	1
Layton, Monroe	1
Lehigh Acers, Lee	1
Lake Wales, Escambia	1
Miamf, Dade	1
Olustee, Baker	1
Okeechobee, St. Lucie	1
Tampa Palms, Hillsborough	1
Sewalls Point, Martin	1
San Antonio, Unknown	1
Pine Ridge, Citrus	1
Tewksbury, Orange	1
South Daytona Beach, Volusia	1

COVID-19: characteristics of 427,698 Florida resident cases

Data through Jul 26, 2020 verified as of Jul 27, 2020 at 08:55 AM

Data in this report are provisional and subject to change.

The table below includes the cities and counties of residence for cases in Florida residents based on the patient's ZIP Code.

Note that city is not always received as part of the initial notification and may be missing while the case is being investigated.

City and county	Cases
Tampa, Pinellas	1
Wesley Chapel, Alachua	1
Weston, Dade	1
Unknown, Columbia	1
Unknown, Palm Beach	1
Watersound, Walton	1
Clermont, Polk	1
Cortez, Manatee	1
Dade City, Hillsborough	1
Celeste, Broward	1
Arndale, Hillsborough	1
Bay Lake, Orange	1
Beverly Beach, Flagler	1
Aollywoss, Dade	1
99, Unknown	1
Air Mail Facility, Dade	1
Kissimmee, Brevard	1
Hollywood, Dade	1
Grandin, Putnam	1
Greenville, Jefferson	1
Fl, Dade	1
Florence Villa, Polk	1
Fort Pierce, Martin	1
Estero, Collier	1
Fellsmee, Brevard	1
Doctors Inlet, Clay	1
Venice, Hillsborough	1
Wintergarden, Orange	1
Washington, Unknown	1
West Bradenton, Manatee	1
Seven Springs, Pasco	1
Tallahassee, Unknown	1
Port Charlotte, Unknown	1
Port Everglades, Broward	1
Palm Beach Shores, Palm Beach	1
Orlando, Columbia	1
River Ranch, Polk	1
Saint Augusaintine Beach, St. Johns	1
Niceville, Walton	1
Mount Pleasant, Gadsden	1
Boca Raton, Orange	1
Davenport, Orange	1
Hallandale Beach, Unknown	1
Immokalee, Lee	1
Indian Shores, Pinellas	1
Louisville, Broward	1
Middlesburg, Duval	1
Jupiter, Duval	1
Gibsonia, Polk	1
Greenacres, Unknown	1
Hurlburt Field, Okaloosa	1
Hallandale Ben, Unknown	1
Longwood, Orange	1
Live Oak, Columbia	1
Cottdale, Washington	1
Everett, Dade	1
Apopka, Unknown	1
Alligator Point, Wakulla	1
Bonita Springs, Collier	1

COVID-19: characteristics of 427,698 Florida resident cases

Data through Jul 26, 2020 verified as of Jul 27, 2020 at 08:55 AM

Data in this report are provisional and subject to change.

The table below includes the cities and counties of residence for cases in Florida residents based on the patient's ZIP Code.

Note that city is not always received as part of the initial notification and may be missing while the case is being investigated.

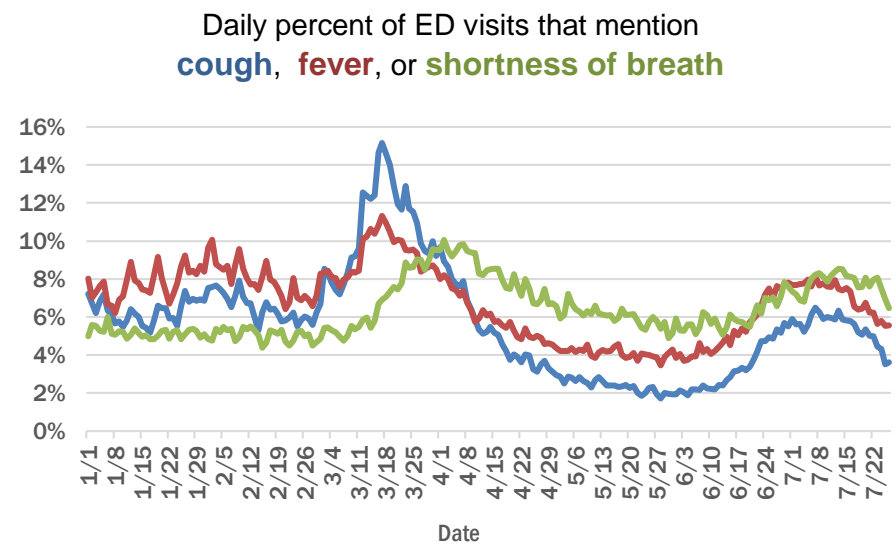
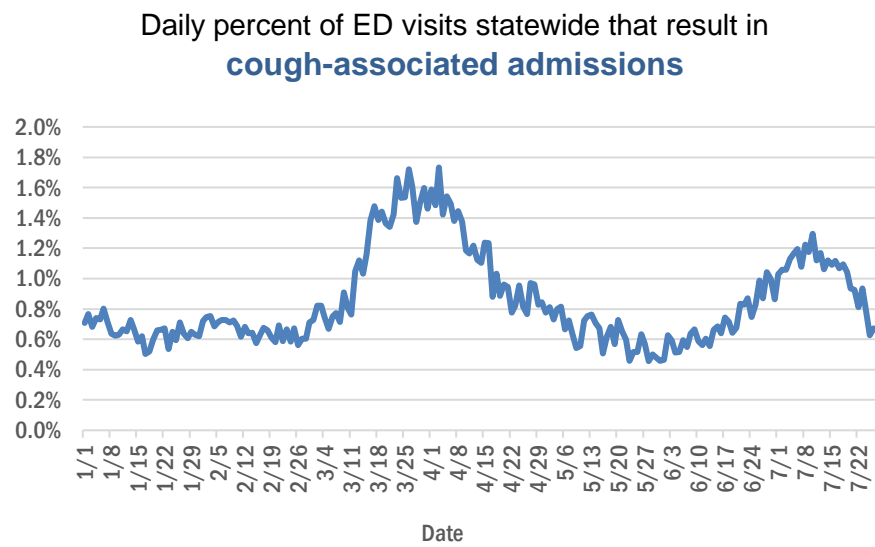
City and county	Cases
University Of Central Fl, Orange	1
Valrico, Orange	1
Tampa, Orange	1
Saint Cloud, Manatee	1
South Fort Myers, Lee	1
Wewahitchka, Calhoun	1
Winterpark, Unknown	1
Redington Beach, Pinellas	1
Redington Shores, Pinellas	1
Palm City, Unknown	1
Orlando, Orange	1
Ocala, Unknown	1
Ocean Breeze, Martin	1
Mid Florida, Seminole	1
Nokomis, Palm Beach	1
Wimauma, Manatee	1
Telogia, Liberty	1
Turmero, Dade	1
Tampa, Dade	1
Palm Coast, Orange	1
Saint Cloud, Orange	1
Saint Petersburg, Dade	1
San Pedro Sula, Dade	1
Seminole, Orange	1
Port Charlotte Fl, Unknown	1
Scottsmoor, Brevard	1
Gastonia, Polk	1
Hialeah, Unknown	1
Deltona , Volusia	1
999999, Okaloosa	1
Bartow, Unknown	1
Cassadaga, Volusia	1
Champions Gate, Polk	1
Bostwick, Putnam	1
Coral Springs, Unknown	1
Casselberry, Orange	1
Darien, Pasco	1
Logwood, Seminole	1
Lanark Village, Franklin	1
Miami Granders, Dade	1
Total	427,698

COVID-19: additional surveillance information

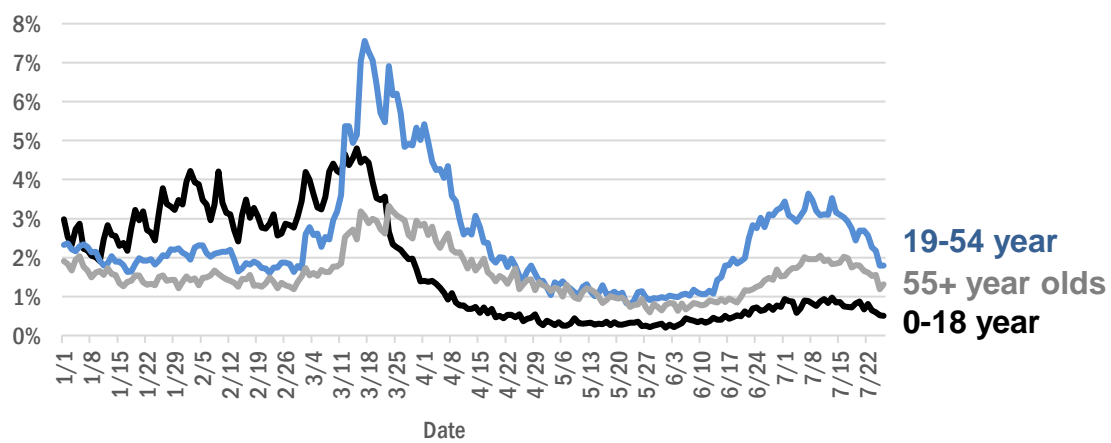
Data through Jul 26, 2020 verified as of Jul 27, 2020 at 08:55 AM

Data in this report are provisional and subject to change.

Statewide emergency department (ED) chief complaint and admission data



Daily percent of ED visits statewide that mention cough by age group



The Electronic Surveillance System for the Early Notification of Community-Based Epidemics (ESSENCE-FL) includes chief complaint data from 211 of 212 Florida EDs. Data are transmitted electronically to ESSENCE-FL daily or hourly.

COVID-19: All persons with tests reported

Data through Jul 26, 2020 verified as of Jul 27, 2020 at 08:55 AM

Data in this report are provisional and subject to change.

The table below includes persons with laboratory results that the Department of Health has received electronically or by mail/fax for Florida residents and non-Florida residents.

County	Awaiting testing	Inconclusive	Negative	Positive	Percent positive	Total tested
Dade	217	1,337	470,295	107,315	19%	578,947
Broward	128	508	319,015	50,784	14%	370,307
Palm Beach	217	531	211,472	30,958	13%	242,961
Hillsborough	167	311	181,433	27,483	13%	209,227
Orange	370	265	212,862	27,393	11%	240,520
Duval	128	211	165,909	20,001	11%	186,121
Pinellas	23	114	137,551	15,339	10%	153,004
Lee	21	35	88,697	14,540	14%	103,272
Polk	37	68	71,803	11,717	14%	83,588
Collier	171	61	47,036	8,870	16%	55,967
Manatee	6	41	66,832	7,982	11%	74,855
Osceola	73	126	46,377	7,728	14%	54,231
Escambia	18	33	53,827	7,158	12%	61,018
Volusia	26	71	56,874	6,341	10%	63,286
Seminole	43	62	54,272	6,116	10%	60,450
Pasco	59	41	52,892	5,911	10%	58,844
Sarasota	29	40	59,729	5,168	8%	64,937
Brevard	6	60	70,364	5,069	7%	75,493
St. Lucie	235	49	32,516	4,546	12%	37,111
Lake	42	60	52,332	4,169	7%	56,561
Leon	29	104	46,892	3,868	8%	50,864
Marion	484	27	36,148	3,581	9%	39,756
Martin	46	33	20,053	3,451	15%	23,537
Alachua	4	20	59,865	3,186	5%	63,071
Bay	7	31	18,131	3,026	14%	21,188
St. Johns	39	33	32,569	2,993	8%	35,595
Santa Rosa	5	27	20,757	2,789	12%	23,573
Clay	16	15	27,796	2,577	8%	30,388
Okaloosa	35	29	21,616	2,411	10%	24,056
Columbia	5	52	9,380	2,203	19%	11,635
Indian River	45	9	21,618	2,031	9%	23,658
Charlotte	5	11	19,608	1,717	8%	21,336
Hendry	2	14	6,044	1,573	21%	7,631
Hernando	1	6	14,916	1,490	9%	16,412
Jackson	6	12	7,741	1,270	14%	9,023
Desoto	7	9	7,663	1,205	14%	8,877
Gadsden	6	35	8,687	1,197	12%	9,919
Putnam	2	10	9,706	1,176	11%	10,892
Monroe	34	8	9,849	1,145	10%	11,002
Citrus	11	11	14,858	1,102	7%	15,971
Highlands	8	8	13,135	1,068	8%	14,211
Walton	1	35	6,979	1,066	13%	8,080
Suwannee	3	11	5,458	1,024	16%	6,493
Sumter	23	14	14,562	1,003	6%	15,579
Nassau	21	19	12,125	967	7%	13,111
Okeechobee	1	11	4,989	837	14%	5,837
Flagler	5	17	12,104	813	6%	12,934
Hardee		3	3,324	789	19%	4,116

COVID-19: All persons with tests reported

Data through Jul 26, 2020 verified as of Jul 27, 2020 at 08:55 AM

Data in this report are provisional and subject to change.

The table below includes persons with laboratory results that the Department of Health has received electronically or by mail/fax for Florida residents and non-Florida residents.

County	Awaiting testing	Inconclusive	Negative	Positive	Percent positive	Total tested
Hamilton	1	2	3,248	560	15%	3,810
Madison	3	11	4,104	553	12%	4,668
Wakulla	2	36	6,327	515	7%	6,878
Unknown		32	4,450	501	10%	4,983
Levy		8	4,858	474	9%	5,340
Washington	4	2	3,311	437	12%	3,750
Holmes	1	9	3,413	384	10%	3,806
Glades		1	677	383	36%	1,061
Liberty		1	2,603	339	12%	2,943
Gilchrist	3	6	2,980	315	10%	3,301
Baker	13	1	3,708	310	8%	4,019
Taylor	5	2	2,447	272	10%	2,721
Calhoun		5	1,805	261	13%	2,071
Gulf		4	2,804	249	8%	3,057
Bradford	1	3	3,580	236	6%	3,819
Union		1	2,890	234	7%	3,125
Dixie		3	2,029	231	10%	2,263
Jefferson	1	2	1,914	177	8%	2,093
Franklin	1	3	2,211	87	4%	2,301
Lafayette		3	730	83	10%	816
Total	2,902	4,773	2,998,750	432,747	13%	3,436,270

COVID-19: testing by laboratory

Data through Jul 26, 2020 verified as of Jul 27, 2020 at 08:55 AM

Data in this report are provisional and subject to change.

The numbers in the table below represent the number for whom test results were received by the Department of Health. A person can be tested by more than one laboratory and can have both positive and negative results. **Therefore, the sum of the numbers in each column will be larger than the total number of people tested.**

Reporting lab	Inconclusive	Negative	Positive	Percent positive	Total
LABORATORY CORPORATION OF AMERICA	881	570,291	83,544	13%	654,716
QUEST DIAGNOSTICS - TAMPA	3,266	570,561	78,663	12%	652,490
BIO REFERENCE LABORATORIES, INC	3,556	373,975	70,380	16%	447,911
GENETWORX	662	348,199	29,890	8%	378,751
REALTOX LABS LLC	1,690	172,967	28,862	14%	203,519
CURATIVE_LABS	1,668	115,329	7,029	6%	124,026
ADVENT HEALTH LAB	112	101,270	13,971	12%	115,353
NORTHWEST LABORATORY	122	109,770	4,733	4%	114,625
KORVALABS, INC	675	77,715	3,168	4%	81,558
MEDICAL DIAGNOSTIC LABORATORIES	656	70,320	9,886	12%	80,862
BIOCOLLECTIONS WORLDWIDE, INC	167	50,262	8,107	14%	58,536
MAYO CLINIC LABORATORIES	94	52,970	5,115	9%	58,179
MEMORIAL REGIONAL HOSPITAL SOUTH	18	42,093	10,619	20%	52,730
QUEST DIAGNOSTICS NICHOLS INSTITUTE, INC.	166	45,948	5,770	11%	51,884
BAYCARE LABORATORIES LLC	241	45,400	4,800	10%	50,441
BPHL-JACKSONVILLE	12	35,924	6,805	16%	42,741
ORLANDO REG MED CENTER CLINICAL LAB	389	37,596	4,732	11%	42,717
SACRED HEART HOSPITAL LABORATORY	2	38,205	4,319	10%	42,526
DIATHERIX LABORATORIES		33,830	4,550	12%	38,380
TAMPA GENERAL HOSPITAL	4	33,938	2,569	7%	36,511
TESTING MATTERS INC		31,831	4,334	12%	36,165
ELABNETWORK	1	33,225	2,551	7%	35,777
UF PATHLABS	33	34,435	1,277	4%	35,745
VIRACOR-EUROFINS LABORATORIES		23,672	7,652	24%	31,324
ARUP LABORATORIES		28,804	2,097	7%	30,901
JACKSON MEMORIAL HOSPITAL CLINICAL LAB	79	24,836	5,868	19%	30,783
BPHL-MIAMI	196	22,748	4,473	16%	27,417
MAKO MEDICAL LABORATORIES	814	22,163	3,952	15%	26,929
BPHL-TAMPA (SPECTRUM BLVD)	44	20,743	3,347	14%	24,134
SHANDS AT THE UNIVERSITY OF FLORIDA	72	20,993	1,028	5%	22,093
AIT LABORATORIES		18,731	2,160	10%	20,891
ST VINCENT'S MEDICAL CENTER - RIVERSIDE	1	16,449	1,943	11%	18,393
LAKELAND REGIONAL MEDICAL CENTER	37	16,319	1,839	10%	18,195
WALGREENS	9	14,128	2,287	14%	16,424
CAPE CORAL HOSPITAL CLINICAL LABORATORY		13,651	2,463	15%	16,114
BROWARD GENERAL MEDICAL CENTER-CLINICAL LAB	2	12,412	1,705	12%	14,119
BAPTIST HOSPITAL OF MIAMI CLINICAL LABORATORY	5	10,000	1,963	16%	11,968
SHANDS JACKSONVILLE MEDICAL CENTER INC	31	10,940	950	8%	11,921
STATLAB_MOBILE		11,111	772	6%	11,883
CLEVELAND CLINIC HOSPITAL LAB	4	10,234	1,019	9%	11,257
BAPTIST MEDICAL CENTER JACKSONVILLE	1	10,343	638	6%	10,982
FLORIDA HOSPITAL - TAMPA	5	9,589	903	9%	10,497
ADVENTHEALTH DAYTONA BEACH	17	9,648	683	7%	10,348
NAPLES COMMUNITY HOSPITAL	12	9,242	1,045	10%	10,299
ST JOSEPHS HOSPITAL LABORATORY	7	8,255	1,051	11%	9,313
PALMETTO GENERAL HOSPITAL LAB	2	7,066	2,233	24%	9,301
INTEGRATED REGIONAL LABORATORIES LLP		7,291	1,335	15%	8,626

COVID-19: testing by laboratory

Data through Jul 26, 2020 verified as of Jul 27, 2020 at 08:55 AM

Data in this report are provisional and subject to change.

The numbers in the table below represent the number for whom test results were received by the Department of Health. A person can be tested by more than one laboratory and can have both positive and negative results. **Therefore, the sum of the numbers in each column will be larger than the total number of people tested.**

Reporting lab	Inconclusive	Negative	Positive	Percent positive	Total
MOUNT SINAI MEDICAL CENTER	4	7,538	910	11%	8,452
LABCORP BURLINGTON (ELR)	2	7,534	259	3%	7,795
SARASOTA MEMORIAL HOSPITAL MAIN LAB	12	7,077	674	9%	7,763
JFK MEDICAL CENTER LAB	1	6,479	1,269	16%	7,749
MORTON PLANT HOSPITAL-ADLER INSTITUTE	7	7,048	583	8%	7,638
SAINT MARY'S MEDICAL CENTER	10	6,421	1,073	14%	7,504
NORTH FLORIDA REGIONAL MEDICAL CENTER		6,734	607	8%	7,341
TALLAHASSEE MEMORIAL HOSPITAL	1	6,668	540	7%	7,209
NICKLAUS CHILDREN'S HOSPITAL	14	5,811	1,279	18%	7,104
BRANDON REGIONAL HOSPITAL		5,942	1,140	16%	7,082
UNIVERSITY OF MIAMI HOSPITAL	9	5,723	1,334	19%	7,066
SOUTH MIAMI HOSPITAL LAB	8	6,078	945	13%	7,031
REAL DIAGNOSTICS	77	6,449	465	7%	6,991
MILLENNIUM PHYSICIAN GROUP		5,803	1,116	16%	6,919
ECCO LAB GROUP CO	205	4,919	1,518	23%	6,642
JUPITER MEDICAL CENTER LAB	19	5,688	869	13%	6,576
WELLINGTON REGIONAL MED CTR LAB	3	5,476	909	14%	6,388
MEMORIAL REGIONAL HOSPITAL CLINICAL LABORATORY	7	5,846	456	7%	6,309
INDIAN RIVER MEDICAL CENTER LAB		5,832	349	6%	6,181
FLORIDA HOSPITAL WATERMAN LABORATORY	11	5,645	447	7%	6,103
LARKIN COMMUNITY HOSPITAL	10	4,952	918	16%	5,880
APPLIED INGENUITY DIAGNOSTICS LLC		5,410	329	6%	5,739
PANCARE OF FLORIDA INC		5,381	235	4%	5,616
AEGIS SCIENCES CORPORATION	26	5,159	392	7%	5,577
Florida_Hospital	1	4,508	1,031	19%	5,540
BAPTIST HOSPITAL OF MIAMI MOLECULAR DIAGNOSTICS	49	4,602	680	13%	5,331
DELRAY MEDICAL CENTER	2	4,592	608	12%	5,202
HOMESTEAD HOSPITAL CLINICAL LABORATORY		3,987	1,091	21%	5,078
ST ANTHONY'S HOSPITAL LAB	10	4,453	602	12%	5,065
MEMORIAL HOSPITAL JACKSONVILLE	8	4,014	1,028	20%	5,050
ARNOLD PALMER MEDICAL CENTER CLINICAL LAB		4,761	123	3%	4,884
SUNPATH MEDICAL DIAGNOSTICS LABORATORY	22	4,164	596	12%	4,782
WINTER HAVEN HOSPITAL CLINICAL LABORATORY	1	3,973	740	16%	4,714
OSCEOLA REGIONAL MEDICAL CENTER	1	3,895	777	17%	4,673
WEST KENDALL BAPTIST HOSPITAL LABORATORY	2	3,727	928	20%	4,657
ST JOSEPHS HOSPITAL SOUTH LABORATORY	6	3,863	590	13%	4,459
GOOD SAMARITAN MEDICAL CENTER LAB	1	3,584	740	17%	4,325
LEESBURG REGIONAL MEDICAL CENTER		3,816	475	11%	4,291
MEASE COUNTRYSIDE LAB		3,855	419	10%	4,274
ORANGE PARK MEDICAL CENTER	4	3,267	867	21%	4,138
BAPTIST MEDICAL CENTER SOUTH		3,789	298	7%	4,087
GULF COAST MEDICAL CENTER MICROLAB		3,020	1,029	25%	4,049
LAWNWOOD REGIONAL MEDICAL CENTER	1	3,374	614	15%	3,989
QUEST DIAGNOSTICS NICHOLS INSTITUTE - SJC (ELR)	11	3,348	483	13%	3,842

COVID-19: testing by laboratory

Data through Jul 26, 2020 verified as of Jul 27, 2020 at 08:55 AM

Data in this report are provisional and subject to change.

The numbers in the table below represent the number for whom test results were received by the Department of Health. A person can be tested by more than one laboratory and can have both positive and negative results. **Therefore, the sum of the numbers in each column will be larger than the total number of people tested.**

Reporting lab	Inconclusive	Negative	Positive	Percent positive	Total
WESTSIDE REGIONAL MED CTR	2	2,947	708	19%	3,657
HALIFAX MEDICAL CENTER LAB	10	3,101	503	14%	3,614
MANATEE MEMORIAL HOSPITAL		3,199	394	11%	3,593
FLORIDA HOSPITAL HEARTLAND MED CTR CLINICAL LAB	1	3,269	302	8%	3,572
WEST BOCA MEDICAL CENTER LAB		3,167	389	11%	3,556
BAPTIST HOSPITAL LABORATORY	4	2,999	543	15%	3,546
DRS CLACK SPENCER WHITE & MCCORMACK PA D/B/A		3,029	508	14%	3,537
WEST FLORIDA HOSPITAL LAB		2,723	759	22%	3,482
MEMORIAL HOSPITAL WEST LABORATORY SERVICES	10	3,094	350	10%	3,454
AVENTURA HOSPITAL LAB		2,531	914	27%	3,445
Lee Memorial Hospital		2,802	629	18%	3,431
CORAL GABLES HOSPITAL CLINICAL LABORATORY		2,582	839	25%	3,421
MERCY HOSPITAL A CAMPUS OF PLANTATION GEN HOSP LAB	1	2,503	893	26%	3,397
HEALTH PARK MEDICAL CENTER CLINICAL LAB		2,705	689	20%	3,394
NEW YORK STATE ELR - SUNRISE MEDICAL LABORATORIES		3,288	77	2%	3,365
NCH NORTH NAPLES HOSPITAL LAB	1	2,983	352	11%	3,336
FLORIDA HOSPITAL WESLEY CHAPEL	1	3,018	301	9%	3,320
BROWARD HEALTH NORTH CLINICAL LABORATORY		2,794	460	14%	3,254
LARGO MEDICAL CENTER		2,801	452	14%	3,253
DOCTORS HOSPITAL	2	2,568	673	21%	3,243
PALM BEACH GARDENS MEDICAL CTR LAB		2,917	323	10%	3,240
BETHESDA HOSPITAL EAST		2,867	360	11%	3,227
NORTHWEST MEDICAL CENTER	1	2,454	772	24%	3,227
CLEVELAND CLINIC MARTIN SOUTH HOSPITAL		2,926	294	9%	3,220
CORAL SPRINGS MED CTR		2,860	327	10%	3,187
OAK HILL HOSPITAL		2,863	318	10%	3,181
PALMS WEST HOSPITAL LAB	2	2,478	673	21%	3,153
NORTH SHORE MEDICAL CENTER		2,361	707	23%	3,068
QUEST DIAGNOSTICS - WEST HILLS	13	2,796	133	5%	2,942
MOFFITT CANCER CENTER	5	2,879	31	1%	2,915
FLORIDA HOSPITAL ZEPHYRHILLS		2,711	203	7%	2,914
FLORIDA HOSPITAL FLAGLER	2	2,617	162	6%	2,781
Capital Regional Medical Ctr		2,249	521	19%	2,770
RUTGERS CLINICAL GENOMICS LABORATORY	5	2,631	131	5%	2,767
BLAKE MEDICAL CENTER		2,226	518	19%	2,744
FLORIDA MEDICAL CENTER - A CAMPUS OF NORTH SHORE	2	2,265	439	16%	2,706
THE VILLAGES REGIONAL HOSPITAL		2,430	202	8%	2,632
REGIONAL MEDICAL CENTER BAYONET POINT	1	2,411	214	8%	2,626
NEMOURS CHILDRENS HOSPITAL		2,559	53	2%	2,612
MARTIN HOSPITAL SOUTH LAB		2,504	90	3%	2,594
PLANTATION GENERAL HOSPITAL		1,881	682	27%	2,563
BAYFRONT MEDICAL CENTER	9	1,859	651	26%	2,519
FLORIDA HOSPITAL OF CARROLLWOOD		2,079	366	15%	2,445
NORTHSIDE HOSPITAL AND HEART INSTITUTE		2,067	345	14%	2,412
MEDICAL CENTER OF TRINITY CLINICAL LABORATORY		2,032	377	16%	2,409

COVID-19: testing by laboratory

Data through Jul 26, 2020 verified as of Jul 27, 2020 at 08:55 AM

Data in this report are provisional and subject to change.

The numbers in the table below represent the number for whom test results were received by the Department of Health. A person can be tested by more than one laboratory and can have both positive and negative results. **Therefore, the sum of the numbers in each column will be larger than the total number of people tested.**

Reporting lab	Inconclusive	Negative	Positive	Percent positive	Total
LARKIN COMMUNITY HOSPITAL INC DBA CARDIOTROPIC		200	2,200	92%	2,400
FLORIDA HOSPITAL DELAND		1,981	402	17%	2,383
MORTON PLANT-MEASE		2,175	176	7%	2,351
ST JOSEPHS NORTH HOSPITAL LAB		2,060	263	11%	2,323
OCALA REGIONAL MEDICAL CENTER		2,051	233	10%	2,284
LAKE CITY MEDICAL CENTER		1,775	507	22%	2,282
IMPERIAL POINT MEDICAL CENTER		2,041	226	10%	2,267
BAPTIST MEDICAL CENTER - BEACHES		2,124	133	6%	2,257
LAKELWOOD RANCH MEDICAL CENTER		1,952	213	10%	2,165
GULF COAST MEDICAL CENTER LAB		1,674	395	19%	2,069
CARDIOTROPIC LABS		1,544	520	25%	2,064
CENTRAL FLORIDA REGIONAL HOSPITAL		1,768	295	14%	2,063
DR. P. PHILLIPS HOSPITAL		2,012	38	2%	2,050
MARTIN MEMORIAL HEALTH SYSTEM LABORATORY		1,880	154	8%	2,034
ST LUCIE MEDICAL CENTER		1,633	365	18%	1,998
SOUTH FLORIDA BAPTIST HOSPITAL MICRO	1	1,659	304	15%	1,964
WESTCHESTER HOSPITAL	12	1,619	320	16%	1,951
POINCIANA MEDICAL CENTER		1,339	521	28%	1,860
SOUTH LAKE HOSPITAL CLINICAL LAB		1,775	37	2%	1,812
QUEST DIAGNOSTICS	2	1,553	248	14%	1,803
BAPTIST MEDICAL CENTER - NASSAU		1,704	90	5%	1,794
UNIVERSITY HOSPITAL AND MEDICAL CENTER		1,269	458	27%	1,727
FLORIDA HOSPITAL NORTH PINELLAS	5	1,567	123	7%	1,695
PHYSICIANS REGIONAL MEDICAL CENTER - PINE RIDGE RD		1,376	310	18%	1,686
WEST PALM HOSPITAL LAB		1,393	242	15%	1,635
MEMORIAL HOSPITAL- MIRAMAR	10	1,489	125	8%	1,624
WEST MARION COMMUNITY HOSPITAL LAB		1,457	144	9%	1,601
MEMORIAL HOSPITAL MICRO		1,387	173	11%	1,560
ST PETERSBURG GENERAL HOSPITAL		1,112	427	28%	1,539
OPTEO LABORATORY		1,501	29	2%	1,530
QUEST NEW ENGLAND	3	1,475	50	3%	1,528
MEDCOMP SCIENCES LLC	23	942	549	36%	1,514
SOUTH SEMINOLE HOSPITAL LABORATORY		1,457	56	4%	1,513
LEE HEALTH COCONUT POINT CLINICAL LAB	1	1,214	294	19%	1,509
MEASE DUNEDIN HOSPITAL	4	1,340	145	10%	1,489
CITRUS MEMORIAL HOSPITAL LABORATORY		1,422	53	4%	1,475
INFORM DIAGNOSTICS, INC		1,420	53	4%	1,473
QUEST DIAGNOSTICS LENEXA	9	1,355	105	7%	1,469
OVIDO MEDICAL CENTER		1,184	225	16%	1,409
MEMORIAL HOSPITAL PEMBROKE	3	1,228	169	12%	1,400
BAPTIST NORTH EMERGENCY CENTER		983	408	29%	1,391
HIALEAH HOSPITAL	3	1,011	371	27%	1,385
FORT WALTON BEACH MEDICAL CENTER		1,205	168	12%	1,373
FLORIDA HOSPITAL FISH MEMORIAL		1,102	234	18%	1,336
ST VINCENT'S MEDICAL CENTER - SOUTHSIDE		1,307	26	2%	1,333
DOCTORS HOSPITAL OF SARASOTA CLINICAL LABORATORY		1,140	137	11%	1,277
LEON MEDICAL CENTERS LLC		959	311	24%	1,270

COVID-19: testing by laboratory

Data through Jul 26, 2020 verified as of Jul 27, 2020 at 08:55 AM

Data in this report are provisional and subject to change.

The numbers in the table below represent the number for whom test results were received by the Department of Health. A person can be tested by more than one laboratory and can have both positive and negative results. **Therefore, the sum of the numbers in each column will be larger than the total number of people tested.**

Reporting lab	Inconclusive	Negative	Positive	Percent positive	Total
UHEALTH CORAL GABLES/LENNAR MED CTR		1,222	46	4%	1,268
VISTA CLINICAL		745	517	41%	1,262
QUEST DIAGNOSTICS - ATLANTA		1,079	182	14%	1,261
CLEVELAND CLINIC TRADITION HOSPITAL		1,099	146	12%	1,245
ABL MEDICAL CARE LLC		1,039	201	16%	1,240
PALMS OF PASADENA HOSPITAL		1,045	177	14%	1,222
CLINICORE LABS		1,112	88	7%	1,200
LOWER KEYS MEDICAL CENTER		1,068	94	8%	1,162
RAULERSON HOSPITAL		943	186	16%	1,129
CLEVELAND CLINIC MARTIN NORTH HOSPITAL		971	148	13%	1,119
SOUTH BAY HOSPITAL MICRO		915	169	16%	1,084
PUTNAM COMMUNITY MEDICAL CENTER		930	140	13%	1,070
QUEST DIAGNOSTICS - MIRAMAR	6	298	755	71%	1,059
BARTOW REGIONAL MEDICAL CENTER	1	867	151	15%	1,019
PHYSICIANS REGIONAL MEDICAL CENTER - COLLIER BLVD	1	790	203	20%	994
BMCT Molecular Diagnostics Subsection		797	195	20%	992
ANNE BATES LEACH EYE HOSPITAL/ ABLEH MICROBIOLOGY LABORATORY		953	28	3%	981
LMHS		901	75	8%	976
P4 CLINICAL, LLC	11	802	147	15%	960
TWIN CITIES HOSPITAL		881	75	8%	956
ORLANDO VA MEDICAL CENTER		853	91	10%	944
VIKOR SCIENTIFIC	2	601	328	35%	931
AMERICAN HEALTH ASSOCIATES	5	503	413	45%	921
ADVENTHEALTH OCALA LABORATORY		729	170	19%	899
BETHESDA HOSPITAL WEST		814	77	9%	891
SYNERGY LABORATORIES	2	830	56	6%	888
HIGHLANDS REGIONAL MEDICAL CENTER		746	120	14%	866
LAKESIDE MEDICAL CENTER		553	294	35%	847
FLORIDA HOSPITAL ORLANDO		745	73	9%	818
ST VINCENTS CLAY COUNTY		775	23	3%	798
GULF BREEZE HOSPITAL LAB	1	679	105	13%	785
NIGHT LITE PEDIATRICS		511	215	30%	726
SACRED HEART-EMERALD COAST		605	111	16%	716
ENGLEWOOD COMMUNITY HOSPITAL		650	57	8%	707
AVENTUS BIOLABS	1	380	317	45%	698
ACCESSDX	6	363	322	47%	691
QUEST DIAGNOSTICS INFECTIOUS DISEASE INC		294	388	57%	682
VISTA CLINICAL DIAGNOSTICS		357	321	47%	678
BAPTIST EMERGENCY CENTER OAKLEAF		549	110	17%	659
CAPSTONE HEALTHCARE		437	213	33%	650
ACCESS MEDICAL LABORATORIES		240	362	60%	602
MARINERS HOSPITAL		493	77	14%	570
BAPTIST HEALTH EMERGENCY CENTER COUNTRY WALK		466	96	17%	562
QUEST DIAGNOSTICS WOOD DALE		501	50	9%	551
PWN HEALTH	1	350	200	36%	551
BAPTIST EMERGENCY CENTER CLAY		469	69	13%	538
UNIVERSITY OF MIAMI HOSPITAL & CLINICS	1	481	45	9%	527

COVID-19: testing by laboratory

Data through Jul 26, 2020 verified as of Jul 27, 2020 at 08:55 AM

Data in this report are provisional and subject to change.

The numbers in the table below represent the number for whom test results were received by the Department of Health. A person can be tested by more than one laboratory and can have both positive and negative results. **Therefore, the sum of the numbers in each column will be larger than the total number of people tested.**

Reporting lab	Inconclusive	Negative	Positive	Percent positive	Total
ORLANDO HEALTH		11	514	98%	525
WALGREEN CO	1	458	59	11%	518
EGLIN AIRFORCE BASE LAB		478	38	7%	516
LAB24 INC			497	100%	497
PATIENTS CHOICE LABORATORIES		178	317	64%	495
VAMC ORLANDO		296	193	39%	489
NCH HEALTHCARE SYSTEM MICROBIOLOGY LAB		1	486	100%	487
PATHNOSTICS		37	449	92%	486
HEALTHQUEST ESOTERICS		71	400	85%	471
BARDMOOR LABORATORY	1	381	58	13%	440
MARTIN MEMORIAL HEALTH SYSTEMS LABORATORY		407	33	8%	440
PANCARE OF FLORIDA, INC			437	100%	437
LEE MEMORIAL HOSPITAL LAB			437	100%	437
LABCORP RTP	1	40	392	91%	433
QUEST	3	84	342	80%	429
QUEST DIAGNOSTICS - IRVING	7	238	164	40%	409
LUMINUS DIAGNOSTICS		291	109	27%	400
AVERO DIAGNOSTICS - IRVING		347	52	13%	399
BIOREFERENCE LABORATORIES		27	365	93%	392
TAMPA COMMUNITY HOSPITAL		248	142	36%	390
NONE		185	202	52%	387
SOUTHEAST ALABAMA MEDICAL CENT		349	32	8%	381
QUEST DIAGNOSTICS NICHOLS INSTITUTE	5	351	16	4%	372
BOSTON HEART DIAGNOSTICS CORP		354	16	4%	370
NCH NORTHEAST		236	133	36%	369
UHEALTH DEERFIELD BEACH/UMSYLVESTER DEERFIELD BEACH LABORATORY	2	327	22	6%	351
INFORM DIAGNOSTICS		346	2	1%	348
JACKSON HOSPITAL LAB		310	28	8%	338
MEMORIAL PEMBROKE 24/7 CARE CENTER		244	86	26%	330
CLARITY LABS		276	49	15%	325
DAVITA LABS		290	26	8%	316
PATIENTS FIRST - MAHAN DRIVE		161	150	48%	311
ADVANCE MEDICAL OF NAPLES			310	100%	310
APPLIED INGENUITY DIAGNOSTICS		279	27	9%	306
NEW YORK STATE ELR - NORTH SHORE LONG ISLAND JEWISH HEALTH		285	21	7%	306
DYNIX DIAGNOSTICS		187	107	36%	294
BIO COLLECTIONS INC	1	151	139	48%	291
MARTIN MEMORIAL LABORATORY AT ST LUCIE WEST		250	40	14%	290
JACKSON HOSPITAL CLINICAL LABORATORY		232	57	20%	289
NEW YORK STATE ELR - LENCO MEDICAL LABORATORY		272	13	5%	285
PATIENT'S FIRST		3	280	99%	283
NEW YORK STATE ELR - NYU HOSPITALS CENTER CLINICAL LABORATORIES		265	11	4%	276
DESOTO MEMORIAL HOSPITAL CLINICAL LABORATORY	2	198	75	27%	275
ECCOLAB GROUP	1	73	199	73%	273
ASSURANCE SCIENTIFIC LABORATORIES		206	64	24%	270
UAB HIGHLANDS LABORATORY		262	2	1%	264
MINUTECLINIC LLC #3703		229	34	13%	263

COVID-19: testing by laboratory

Data through Jul 26, 2020 verified as of Jul 27, 2020 at 08:55 AM

Data in this report are provisional and subject to change.

The numbers in the table below represent the number for whom test results were received by the Department of Health. A person can be tested by more than one laboratory and can have both positive and negative results. **Therefore, the sum of the numbers in each column will be larger than the total number of people tested.**

Reporting lab	Inconclusive	Negative	Positive	Percent positive	Total
NEW YORK STATE ELR - DEPARTMENT OF CLINICAL LABS		255	4	2%	259
PHYSICIANS STAT LAB		133	118	47%	251
LABCORP		26	223	90%	249
MAKO GENOMICS		218	11	5%	229
GENESIS REFERENCE LABORATORIES		1	226	100%	227
FLO-MEDILAB SERVICES		80	144	64%	224
THERADOC		150	69	32%	219
LAB CORP	1	68	148	68%	217
EXPRESS GENE MOLECULAR DIAGNOSTIC LABORATORY		2	213	99%	215
JAY HOSPITAL CLINICAL LABORATORY		171	43	20%	214
NCF DIAGNOSTICS & DNA TECHNOLOGIES	10	14	189	89%	213
NORTH FLORIDA PEDIATRICS-TALLAHASSEE		195	18	8%	213
MEDSCAN LABORATORY INC		136	74	35%	210
CORE DIAGNOSTIC LABORATORIES LLC		174	30	15%	204
MILLENNIUM PATHOLOGY			189	100%	189
HENDRY REGIONAL MEDICAL CENTER		2	186	99%	188
AVECINA MEDICAL OAKLEAF		33	155	82%	188
ADVENTHEALTH LAB			188	100%	188
BAPTIST MD ANDERSON CANCER CENTER		187			187
VAMC WEST PALM LAB			186	100%	186
ST CLOUD REGIONAL MEDICAL CENTER		126	46	27%	172
CURATIVE LABS		4	167	98%	171
BIOCERNA LLC	8	113	45	27%	166
TENNESSEE DOH - NASHVILLE	1	150	14	8%	165
PATHGROUP LABS LLC		90	71	44%	161
UNKNOWN		11	150	93%	161
HOLMES REGIONAL MEDICAL CENTER		3	157	98%	160
GENESIS MEDICAL LABORATORY MIAMI FL.		78	82	51%	160
FLAGLER HOSPITAL	3	16	140	88%	159
HOLY CROSS HOSPITAL LABORATORY			155	100%	155
FLORIDA LABORATORY ANALYSIS		27	128	83%	155
SUNRISE MEDICAL LABORATORIES		112	43	28%	155
ORLANDO VETERANS AFFAIRS MEDICAL CENTER		32	122	79%	154
LABCORP TAMPA	1	16	133	89%	150
NEW YORK STATE ELR - NEW YORK PRESBYTERIAN HOSPITAL CUMC CLINICAL		135	13	9%	148
ORLANDO VAMC		79	68	46%	147
SMA SPECIALITY MEDICAL LAB		53	94	64%	147
SANFORD REFERENCE LAB		145			145
ASCEND CLINICAL		138	4	3%	142
NCH HEALTHCARE BONITA		96	46	32%	142
AKESOGEN		127	10	7%	137
BAY PINES VAMC CLINICAL LABORATORY		2	133	99%	135
FLORIDA HOSPITAL WAUCHULA		68	66	49%	134
UAB UNIVERSITY OF ALABAMA HOSPITAL LAB		126	4	3%	130
MEMPHIS PATHOLOGY LABORATORY	1	124	5	4%	130
NEW YORK STATE ELR - MOUNT SINAI LABORATORY		121	8	6%	129
JAMES A. HALEY VETERANS MICRO LAB			128	100%	128

COVID-19: testing by laboratory

Data through Jul 26, 2020 verified as of Jul 27, 2020 at 08:55 AM

Data in this report are provisional and subject to change.

The numbers in the table below represent the number for whom test results were received by the Department of Health. A person can be tested by more than one laboratory and can have both positive and negative results. **Therefore, the sum of the numbers in each column will be larger than the total number of people tested.**

Reporting lab	Inconclusive	Negative	Positive	Percent positive	Total
BMHSI-AEL MICROBIOLOGY LABORATORY	2	102	24	19%	128
NITE LITE PEDIATRICS		72	56	44%	128
LABTECH DIAGNOSTIC		83	45	35%	128
BUREAU OF CLINICAL LABORATORIES		106	19	15%	125
AVECINA MEDICAL SOUTHSIDE		50	74	60%	124
NEW YORK STATE ELR - NEW YORK HOSPITAL LABORATORIES		117	6	5%	123
NEO GENOMICS - FORT MYERS		120	3	2%	123
NONA SCIENTIFIC			122	100%	122
QUALITOX LABORATORIES		96	26	21%	122
MILLENNIUM PATHOLOGY/MICROBIOLOGY LABORATORY			120	100%	120
LEHIGH REGIONAL MEDICAL CENTER LAB		103	12	10%	115
PALM BEACH COUNTY HEALTH DEPT LAB		112	2	2%	114
ALLIED HEALTH FORT PIERCE		112			112
INTEGRATED REGIONAL LABORATORIES		99	11	10%	110
GESSLER CLINIC			109	100%	109
MEDARBOR DIAGNOSTICS		1	108	99%	109
VETERANS AFFAIRS MEDICAL CENTER LAB		1	108	99%	109
ASAP LAB LLC		90	17	16%	107
MILLENNIUM LAB SERVICES			106	100%	106
UNITED CLINICAL LABORATORY LLC		2	102	98%	104
MEDICAL DIAGNOSTICS LABORATORIES,INC		16	88	85%	104
MOLECULAR INFECTIOUS DISEASES		100	3	3%	103
CENTRA CARE		1	99	99%	100
TEMPUS CLINICAL LABORATORY		85	13	13%	98
NEW YORK STATE ELR - ENZO CLINICAL LABS INC		97	1	1%	98
STEWART REFERENCE LABORATORY			97	100%	97
WUESTHOFF REF LABORATORY			97	100%	97
BIOCERNA LABS	6	53	37	39%	96
ACUTIS DIAGNOSTICS	1	78	16	17%	95
IRL MARKET LAB		60	34	36%	94
ADVENT HEALTH DAYTONA		1	93	99%	94
SPARROW HEALTHCARE		1	92	99%	93
ROSEN MEDICAL CENTER		86	7	8%	93
DIAGNOSTIC SOLUTIONS		3	90	97%	93
AVECINA MEDICAL JULINGTON		7	85	92%	92
USAFSAM/PHE		23	69	75%	92
CURATIVE LABS INC		12	77	87%	89
GENETWORKX		15	72	83%	87
UR MEDICINE LABS- CENTRAL LABORATORY		85	2	2%	87
MICROGEN DX		1	85	99%	86
LEON MEDICAL CENTER		1	83	99%	84
FLORIDA HOSPITAL HEARTLAND MED CTR LAKE PLACID		62	22	26%	84
CENTRACARE		1	82	99%	83
MARTIN MEMORIAL MEDICAL CENTER LAB		12	70	85%	82
FLORIDA WOMAN CARE LABORATORY LLC		65	15	19%	80
VAMC BAY PINES		1	78	99%	79
SANTA ROSA MEDICAL CENTER			79	100%	79

COVID-19: testing by laboratory

Data through Jul 26, 2020 verified as of Jul 27, 2020 at 08:55 AM

Data in this report are provisional and subject to change.

The numbers in the table below represent the number for whom test results were received by the Department of Health. A person can be tested by more than one laboratory and can have both positive and negative results. **Therefore, the sum of the numbers in each column will be larger than the total number of people tested.**

Reporting lab	Inconclusive	Negative	Positive	Percent positive	Total
ST JUDE CHILDREN'S RESEARCH HOSPITAL		68	8	11%	76
C.W. BILL YOUNG VA MEDICAL CENTER		3	71	96%	74
BAPTIST HEALTH SOUTH FLORIDA		4	69	95%	73
MAYO CLINIC LABS - ROCHESTER MAIN CAMPUS		71	1	1%	72
FLORIDA COMMUNITY HEALTH CENTERS INC			72	100%	72
Highlands Regional Hospital		63	6	9%	69
QPS, LLC		66	1	1%	67
CENTRAL FLORIDA HEALTH CARE		46	21	31%	67
REAL DIAGNOSTIC	1	40	24	37%	65
MAVERICK LABS			65	100%	65
AVERO DIAGNOSTICS		51	14	22%	65
LABCORP BURLINGTON (LPP)		13	50	79%	63
DAVITA LABORATORY SERVICES		48	14	23%	62
FAST TRACK URGENT CARE CENTER			61	100%	61
HOLY CROSS HOSPITAL		1	60	98%	61
AEL- MEMPHIS		17	44	72%	61
AMELIA URGENT CARE			60	100%	60
FINLAY CLINICAL LABORATORY		24	34	59%	58
VAMC LAKE CITY		51	7	12%	58
INTERCOASTAL MEDICAL GROUP			58	100%	58
PACIFIC ANALYTICS			57	100%	57
GENE BY GENE			55	100%	55
PRIVA PATH LABS			53	100%	53
BROWARD HEALTH MEDICAL CENTER		1	52	98%	53
NAVY HOSPITAL			53	100%	53
ORLANDO VA PALMS		2	50	96%	52
NEW YORK STATE ELR - WADSWORTH HEALTH CENTER		49	3	6%	52
HOSPITAL FOR SPECIAL SURGERY		51	1	2%	52
HEALTH FIRST-HOLMES REGIONAL			51	100%	51
SARASOTA CO. HEALTH DEPT # 58		40	11	22%	51
PREMIER MEDICAL LABORATORY SERVICES			51	100%	51
GARCIA CLINICAL LABORATORY		1	49	98%	50
MILLENIUM PHYSICIANS GROUP			49	100%	49
P4 DIAGNOSTIX LABORATORY NETWORK		1	48	98%	49
TOM LEE COMMUNITY HEALTH CENTER		1	48	98%	49
FULGENT DIAGNOSTICS	3	38	7	15%	48
ARTHREX MEDICAL CENTER		28	20	42%	48
SACRED HEART HOSPITAL ON THE GULF		22	25	53%	47
H LEE MOFFITT CANCER CENTER MICRO		46			46
VHA PUBLIC HEALTH REFERENCE LABORATORY- PALO ALTO		27	19	41%	46
HURLBURT FIELD CLINIC		23	23	50%	46
BIOREFERENCE LABORATORY		1	44	98%	45
VAMC GAINESVILLE		2	42	95%	44
BAYCARE HEALTH SYSTEM		1	43	98%	44
NEW YORK STATE ELR - EMPIRECITY LABORATORIES		37	6	14%	43
ADVENTHEALTH CENTRA CARE OVIEDO		19	23	55%	42
BAYCARE LAB		1	41	98%	42

COVID-19: testing by laboratory

Data through Jul 26, 2020 verified as of Jul 27, 2020 at 08:55 AM

Data in this report are provisional and subject to change.

The numbers in the table below represent the number for whom test results were received by the Department of Health. A person can be tested by more than one laboratory and can have both positive and negative results. **Therefore, the sum of the numbers in each column will be larger than the total number of people tested.**

Reporting lab	Inconclusive	Negative	Positive	Percent positive	Total
QUEST TAMPA (NEW YORK ELR)		32	9	22%	41
DEPARTMENT OF VETERANS AFFAIRS JAMES A. HALEY VETERANS HOSPITAL			40	100%	40
PHAROS HEALTH		3	37	93%	40
DYNAMIC MEDICAL USA			39	100%	39
EGLIN REGIONAL MEDICAL CENTER		4	35	90%	39
FLORIDA HOSPITAL NEW SMYRNA		4	35	90%	39
FISHERMENS HOSPITAL CLINICAL LAB		37	2	5%	39
SMA MEDICAL LABORATORY		8	31	79%	39
INTEGRITY LABORATORIES			39	100%	39
MID-FLORIDA PATHOLOGY		18	20	53%	38
MORTON PLANT HOSPITAL			38	100%	38
RCA LABORATORY SERVICES, LLC		8	30	79%	38
SOLARIS DIAGNOSTICS		2	35	95%	37
PROVIDENCE HOSPITAL LABORATORY		36	1	3%	37
ST. CLOUD MEDICAL GROUP		35			35
CLINICAL REFERENCE LABORATORY		31	4	11%	35
USA HEALTH UNIVERSITY HOSPITAL CLINICAL LABORATORY		35			35
NEW YORK STATE ELR - KALEIDA HEALTH CENTER FOR LABORATORY		31	4	11%	35
IRL		4	31	89%	35
FLORIDA CLINICAL LABORATORY-BIOREFERENCE LABORATORIES		2	32	94%	34
TALLAHASSEE PRIMARY CARE ASSOCIATES		30	4	12%	34
REFUAH HEALTH CENTER LABORATORY		34			34
LAB CORP RTP	1	2	31	91%	34
NEW YORK STATE ELR - MONTEFIORE MEDICAL CENTER LABORATORIES - MOSES		26	7	21%	33
VA MEDICAL CENTER		7	26	79%	33
BAYFRONT HEALTH BROOKSVILLE			32	100%	32
325TH MEDICAL GROUP			32	100%	32
GENPATH			31	100%	31
CAREMOUNT MEDICAL - PATHOLOGY		31			31
QUEST DIAGNOSTICS-VERO BEACH-37TH ST		31			31
BAYFRONT HEALTH ER PINELLAS PARK		17	14	45%	31
LAB CORP TAMPA			31	100%	31
ALL CHILDREN'S HOSPITAL LAB		1	30	97%	31
MEDICAL DIAGNOSTIC LAB		1	30	97%	31
DESOTO MEMORIAL HOSPITAL LAB			31	100%	31
BioReference Laboratories, Inc		21	10	32%	31
EAST MANATEE FAMILY	1		29	97%	30
ALLSOUTH URGENT CARE			30	100%	30
AMELIA EXPRESS CARE		1	28	97%	29
EXPERTUS LABORATORIES INC		9	20	69%	29
MOBILE INFIRMARY MED CENTER PATH LAB		27	2	7%	29
FAWCETT MEMORIAL HOSPITAL-LAB		1	28	97%	29
UNKNOWN - BAD FACILITY CODE		2	27	93%	29
MORTON PLANT HOSPITAL/LAB		1	28	97%	29
SEBASTIAN RIVER MEDICAL CENTER		8	20	71%	28
AVELLINO LAB USA, INC		26	2	7%	28
SOUTH LAKE HOSPITAL		1	27	96%	28

COVID-19: testing by laboratory

Data through Jul 26, 2020 verified as of Jul 27, 2020 at 08:55 AM

Data in this report are provisional and subject to change.

The numbers in the table below represent the number for whom test results were received by the Department of Health. A person can be tested by more than one laboratory and can have both positive and negative results. **Therefore, the sum of the numbers in each column will be larger than the total number of people tested.**

Reporting lab	Inconclusive	Negative	Positive	Percent positive	Total
TRADITION MEDICAL CENTER LABORATORY		7	20	74%	27
NAVAL HOSPITAL - JACKSONVILLE		1	26	96%	27
ST VINCENT'S BIRMINGHAM LABORATORY		27			27
FINLAY CLINICAL LABORATORY INC		26	1	4%	27
P4CLINICAL	3	1	23	85%	27
HUNTSVILLE HOSPITAL LABORATORY		21	6	22%	27
AMERICAN PATHOLOGY PARTNERS		25	1	4%	26
CDC		17	9	35%	26
GULF COAST MOLECULAR LABORATORIES		13	13	50%	26
INTERLAB		1	25	96%	26
ADVENT HEALTH CENTRA CARE: WATERFORD LAKES			26	100%	26
LABFIRST - DEPARTMENT OF PATHOLOGY		26			26
SUNCOAST LABS			26	100%	26
ACCU REFERENCE MEDICAL LAB			26	100%	26
FULGENT GENETICS	1	9	16	62%	26
CLINICAL RESEARCH SEQUENCING PLATFORM			26	100%	26
Quest Diag Unspecifd		4	21	84%	25
CAPITAL REGIONAL MEDICAL CENTER		1	24	96%	25
QUEST DIAGNOSTIC INC		2	23	92%	25
TAMPA GENERAL HOSPITAL CLINICAL LAB			25	100%	25
LABCORP BIRMINGHAM		4	20	83%	24
QDX PATHOLOGY SERVICES		14	10	42%	24
ORLANDO REGIONAL MEDICAL CENTER		1	23	96%	24
LABORATORY CORP OF AMERICA	1	5	18	75%	24
GENESIS LABORATORY MANAGEMENT			24	100%	24
AMERICAN RESEARCH LABS		1	23	96%	24
ST JOSEPHS CHILDRENS OUTREACH			24	100%	24
NEW YORK STATE ELR - WHITE PLAINS HOSPITAL CENTER LAB		24			24
UNITED CLINICAL LABS			24	100%	24
MY CLINICAL LAB			24	100%	24
NEW YORK STATE ELR - STONY BROOK UNIVERSITY MEDICAL CENTER		21	3	13%	24
QUEST DIAGNOSTICS NICHOLS INSTITUTE- LPP		3	21	88%	24
HEALTH FIRST-PALM BAY			24	100%	24
BAYFRONT		21	2	9%	23
LABORATORY DYNAMICS		20	3	13%	23
ST. ANTHONY'S HOSPITAL			22	100%	22
PENNSYLVANIA DEPT OF HEALTH		19	3	14%	22
CHILDREN'S HOSPITAL OF ALABAMA		22			22
US BIOTEK LABORATORIES			22	100%	22
JACKSON MEMORIAL HOSPITAL		1	21	95%	22
POPLAR HEALTHCARE PLLC	1	10	10	48%	21
PATRICK AIR FORCE BASE		1	20	95%	21
QUEST DIAGNOSTICS INC.			21	100%	21
MACDILL AIRFORCE BASE MICRO		18	3	14%	21
NEW YORK STATE ELR - NEWYORK-PRESBYTERIAN/QUEENS DIAGNOSTIC		20	1	5%	21
NEW YORK STATE ELR - QUEST DIAGNOSTICS NICHOLS		19	2	10%	21
ASSOCIATED CLINICAL LABORATORIES		20	1	5%	21

COVID-19: testing by laboratory

Data through Jul 26, 2020 verified as of Jul 27, 2020 at 08:55 AM

Data in this report are provisional and subject to change.

The numbers in the table below represent the number for whom test results were received by the Department of Health. A person can be tested by more than one laboratory and can have both positive and negative results. **Therefore, the sum of the numbers in each column will be larger than the total number of people tested.**

Reporting lab	Inconclusive	Negative	Positive	Percent positive	Total
GRAVITY DIAGNOSTICS		13	7	35%	20
CAPE CANAVERAL HOSPITAL			20	100%	20
ST. CLOUD HOSPITAL		20			20
BROWARD HEALTH CORAL SPRINGS EPIDEMIOLOGY DEPT			20	100%	20
NEW PLANT CITY FAMILY CARE			20	100%	20
NEW YORK STATE ELR - CATHOLIC HEALTH SYSTEM DEPT LABORATORY		20			20
ST. MARY'S MEDICAL CENTER LAB			20	100%	20
MIAMI VAMC			20	100%	20
LAB			20	100%	20
MIAMI BEACH COMMUNITY HEALTH CENTER			20	100%	20
KENDALL REGIONAL MEDICAL CENTER LAB			19	100%	19
VA		15	4	21%	19
ADVENT HEALTH FISH MEMORIAL		2	17	89%	19
LABORATORY SPECIALISTS OF MICHIGAN			19	100%	19
SANFORD LABORATORIES		19			19
INTEGRATED REGIONAL LABORATORIES - LARGO			19	100%	19
MED HEALTH SERVICES		18	1	5%	19
STONE WASH CLINICAL LABORATORIES		2	16	89%	18
UNIVERSITY HEALTH SYSTEM INC		15	2	12%	17
MIAMI VA HEALTHCARE SYSTEM			17	100%	17
ARUP		4	13	76%	17
CLEVELAND CLINIC FOUNDATION		9	8	47%	17
WATSON CLINIC LLP SOUTH			17	100%	17
CORE DIAGNOSTIC LABORATORIES			17	100%	17
ST. JOSEPH HOSPITAL LAB			17	100%	17
VIERA HOSPITAL			16	100%	16
PATHGROUP LABS			16	100%	16
NEW YORK STATE ELR - BROOKDALE UNIVERSITY HOSPITAL		16			16
MADISON CORE LABORATORIES		15	1	6%	16
CITRUS MEMORIAL HEALTH SYSTEM LAB		1	15	94%	16
PALO ALTO VA MEDICAL CENTER		1	15	94%	16
PARRISH MEDICAL CENTER		1	15	94%	16
ALL CHILDREN'S HOSPITAL/LAB			16	100%	16
TGH		1	15	94%	16
QUESTDIAGNOSTICS INCORPORATED		1	14	93%	15
PHYSICIANS REGIONAL HEALTHCARE SYSTEM			15	100%	15
RDX BIOSCIENCE,			15	100%	15
LABCORP INC		2	13	87%	15
NXGEN MDX		11	4	27%	15
QUEST DIAGNOSTICS INCORPORATED			15	100%	15
NEW YORK STATE ELR - WILSON MEMORIAL REGIONAL MEDICAL CENTER		14	1	7%	15
PALM BAY HOSPITAL		1	14	93%	15
FLORIDA DEPARTMENT OF HEALTH		10	5	33%	15
IPSUM DIAGNOSTICS			15	100%	15
SEVEN RIVERS REGIONAL MEDICAL CENTER		4	11	73%	15
DIATHERIX		13	2	13%	15
GENESIS DIAGNOSTICS			15	100%	15

COVID-19: testing by laboratory

Data through Jul 26, 2020 verified as of Jul 27, 2020 at 08:55 AM

Data in this report are provisional and subject to change.

The numbers in the table below represent the number for whom test results were received by the Department of Health. A person can be tested by more than one laboratory and can have both positive and negative results. **Therefore, the sum of the numbers in each column will be larger than the total number of people tested.**

Reporting lab	Inconclusive	Negative	Positive	Percent positive	Total
CENTRA CARE CONWAY			15	100%	15
DOCTORS MEMORIAL HOSPITAL		7	8	53%	15
NEW YORK STATE ELR - WESTCHESTER MEDICAL CENTER		14			14
MACDILL AFB HOSPITAL		8	6	43%	14
LECONTE MEDICAL CENTER LAB		11	3	21%	14
HEALTH CENTRAL HOSPITAL			14	100%	14
HEALTHLINK DIAGNOSTIC LABORATORIES		1	13	93%	14
ARCPOINT LABS OF TAMPA			14	100%	14
FIRST CHOICE URGENT CARE			14	100%	14
QUEST DIAGNOSTICS NICHOLS INSTITUTE - SJC (LPP)		10	4	29%	14
LAB PLUS, LLC AT SAINT THOMAS WEST HOSPITAL		11	3	21%	14
TIDE LABORATORIES		4	10	71%	14
NEW YORK STATE ELR - UNIVERSITY HOSPITAL, STONY BROOK SOUTHAMPTON		14			14
SUNTREE INTERNAL MEDICINE		14			14
PRIDE DIAGNOSTICS		12	2	14%	14
ST. JOSEPHS HOSPITAL			13	100%	13
VENICE REGIONAL MEDICAL LAB SERVICES			13	100%	13
MILLENNIUM PHYSICIAN GROUP LCC			13	100%	13
JACKSON HEALTH SYSTEM			13	100%	13
XERA MED RESEARCH			13	100%	13
MEDCOMP SCIENCES			13	100%	13
BIO-REFERENCE LABORATORIES			12	100%	12
ST FRANCIS HOSPITAL		9	3	25%	12
DIAGNOSTIC LABORATORY OF OKLAHOMA		12			12
BAY MEDICAL CENTER SACRED HEART HEALTH SYSTEM			12	100%	12
ADVANCED URGENT CARE		10	2	17%	12
NORTH SHORE UNIVERSITY HOSPITAL LABORATORY		11	1	8%	12
BROWARD DIALYSIS			12	100%	12
CAYUGA MEDICAL CENTER AT ITHACA		11	1	8%	12
PROTEUS MOLECULAR AND CLINICAL LAB		8	4	33%	12
PARK WEST MEDICAL CENTER		11	1	8%	12
GRAVITY DIAGNOSTICS, LLC		3	9	75%	12
OUT OF STATE		12			12
TOTAL RENAL LABORATORIES INC		7	5	42%	12
SHORELINE PHYSICIAN GROUP			12	100%	12
EMERGENCY PHYSICIANS MEDICAL CENTER			12	100%	12
WHITE WILSON MEDICAL CENTER CLINIC			12	100%	12
FLORIDA DEPT OF HEALTH		4	8	67%	12
NEW YORK STATE ELR - LENOX HILL HOSPITAL		11	1	8%	12
NEW YORK STATE ELR - QUEST DIAGNOSTICS INCORPORATED		9	3	25%	12
SELECT LABORATORIES MARION COUNTY, LLC.			12	100%	12
BAPTIST SOUTH MEDICAL CENTER		2	10	83%	12
DOH		1	11	92%	12
DEPARTMENT OF VETERANS AFFAIRS MEDICAL CENTER			12	100%	12
DELRAY MEDICAL CENTER LAB			11	100%	11
LABCORP - CLEARWATER		3	8	73%	11
INDIAN RIVER MEDICAL CENTER		11			11

COVID-19: testing by laboratory

Data through Jul 26, 2020 verified as of Jul 27, 2020 at 08:55 AM

Data in this report are provisional and subject to change.

The numbers in the table below represent the number for whom test results were received by the Department of Health. A person can be tested by more than one laboratory and can have both positive and negative results. **Therefore, the sum of the numbers in each column will be larger than the total number of people tested.**

Reporting lab	Inconclusive	Negative	Positive	Percent positive	Total
LAB INTERMARKET FACILITY LAB			11	100%	11
MED ARBOR			11	100%	11
AMERICAN ESOTERIC LABORATORIES			11	100%	11
FLORIDA COMMUNITY HEALTH CENTER OF ST. LUCIE			11	100%	11
SUNQUEST		2	9	82%	11
EXACT SCIENCES LABORATORIES		11			11
MOFFITT CANCER CENTER		9	2	18%	11
ADVENT HEALTH CENTRA CARE LONGWOOD			11	100%	11
ARCPPOINT LABS OF WEST PALM BEACH			11	100%	11
NIGHT LITE PEDIATRICS URGENT CARE			11	100%	11
NEW YORK STATE ELR - ROCHESTER GENERAL HOSPITAL LABORATORY		10	1	9%	11
CLARITY LAB SOLUTIONS		3	8	73%	11
MOLECULAR TESTING LABS			11	100%	11
SMA LAB		3	8	73%	11
BROWARD HEALTH CARE			10	100%	10
PARKWEST MEDICAL CENTER		9	1	10%	10
BAYCARE OUTREACH LABORATORY SERVICES		1	9	90%	10
UPMC CHAUTAUQUA AT WCA LABORATORY		10			10
LABCORP - MIAMI		4	6	60%	10
BAPTIST CLAY			10	100%	10
SELECT REFERENCE LABORATORIES, LLC			10	100%	10
UVMMC MICROBIOLOGY		10			10
MEDICAL LABORATORY DIAGNOSTICS			10	100%	10
NEW JERSEY DEPARTMENT OF HEALTH COMMUNICABLE DISEASE SERVICE		3	7	70%	10
ESCAMBIA COMMUNITY CLINIC			10	100%	10
LAKE BALDWIN CBOC		9	1	10%	10
CORE LABORATORY		1	8	89%	9
NEW YORK STATE ELR - CATHOLIC HEALTH SERVICES REGIONAL LABORATORY		7	2	22%	9
HEALTH FIRST CAPE CANAVERAL HOSPITAL			9	100%	9
MICHIGAN DEPARTMENT OF HEALTH AND HUMAN SERVICES			9	100%	9
FLORIDA HOSPITAL LABS			9	100%	9
VENICE REGIONAL MEDICAL CENTER			9	100%	9
CBS LABORATORY		1	8	89%	9
HEALTH FIRST-VIERA HOSPITAL			9	100%	9
PERSONALIZED GENETIC TESTING			9	100%	9
NEW YORK STATE ELR - BRONX LEBANON HOSPITAL-MEDICAL CENTER		8	1	11%	9
EAST ALABAMA MEDICAL CENTER LABORATORY		6	3	33%	9
VAMC			9	100%	9
WESTPAC LABS			9	100%	9
QUEST INFECTIOUS DISEASE	1	4	4	44%	9
DOCTOR'S MEMORIAL HOSPITAL			9	100%	9
WUESTHOFF MEDICAL CENTER-MELBOURNE			9	100%	9
BAYFRONT HEALTH SPRING HILL			8	100%	8
MAYO CLINIC DEPT OF LAB MED PATHOLOGY			8	100%	8
BIO REFERNCE LABORATORIES		3	5	63%	8
ST MARY'S MEDICAL CENTER		1	7	88%	8
FLORIDA MEDICAL CLINIC			8	100%	8

COVID-19: testing by laboratory

Data through Jul 26, 2020 verified as of Jul 27, 2020 at 08:55 AM

Data in this report are provisional and subject to change.

The numbers in the table below represent the number for whom test results were received by the Department of Health. A person can be tested by more than one laboratory and can have both positive and negative results. **Therefore, the sum of the numbers in each column will be larger than the total number of people tested.**

Reporting lab	Inconclusive	Negative	Positive	Percent positive	Total
ST JOSEPH'S HEALTHLINE		1	7	88%	8
STATE LAB		1	7	88%	8
DOCTOR'S IN HOUSE LAB			8	100%	8
DEVANSH LAB WERKS INC		6	2	25%	8
NEW YORK STATE ELR - SARATOGA HOSPITAL LABORATORY		8			8
POARCH BANC CREEK INDIANS TRIBAL HEALTH DEPARTMENT			8	100%	8
NORTH OKALOOSA MEDICAL CENTER			8	100%	8
SPORTS DRUG TESTING LABORATORY			8	100%	8
GENEUS DIAGNOSTICS			8	100%	8
JACKSON NORTH MEDICAL CENTER		1	7	88%	8
NEW YORK STATE ELR - NORTH CENTRAL BRONX HOSP		7	1	13%	8
THE COMMONWEALTH OF MASSACHUSETTS			8	100%	8
CENTRA CARE - SAND LAKE			8	100%	8
CONSOLIDATED LAB SERVICES		8			8
ST VINCENTS MEDICAL CENTER RIVERSIDE NURSING			8	100%	8
MINUTE CLINIC INCORPORATE		7	1	13%	8
NORTH CAROLINA DEPARTMENT OF HEALTH & HUMAN SERVICES			8	100%	8
UMHC/SYLVESTER AT KENDALL		1	7	88%	8
ST JOSEPHS HOSPITAL			8	100%	8
NO NAME		5	2	29%	7
NORTHWELL HEALTH PLAINVIEW HOSPITAL LABORATORY		5	2	29%	7
SOUTHEAST FAMILY HEALTHCARE CENTER			7	100%	7
SOUTHEAST ALABAMA MEDICAL CENTER			7	100%	7
WATSON CLINIC LLP MAIN			7	100%	7
WOLFSON CHILDREN'S HOSPITAL			7	100%	7
ST CATHERINE OF SIENA HOSPITAL		7			7
LONGLEAF DIAGNOSTIC LABORATORIES		2	5	71%	7
BOND CLINIC			7	100%	7
NEW YORK STATE ELR - ST PETER'S BENDER LABORATORY		7			7
SYLVESTER AT PLANTATION LABORATORY		6	1	14%	7
NEW YORK STATE ELR - ERIE COUNTY MEDICAL CTR CLINICAL LABS		7			7
NEW YORK STATE ELR - JAMES J PETERS VA MEDICAL CENTER		5	2	29%	7
HUNTINGTON HOSPITAL LABORATORY		6	1	14%	7
BOCA BIOLISTICS REFERENCE LABORATORY			7	100%	7
Diatherix Laboratories, LLC		1	6	86%	7
NORTH BAY HOSPITAL			7	100%	7
TYNDALL AFB			7	100%	7
DYNAMIC DNA LAB			7	100%	7
FLORIDA DEPARTMENT OF HEALTH IN LAKE COUNTY		3	4	57%	7
NEW YORK STATE ELR - GOOD SAMARITAN HOSPITAL LABORATORY		7			7
ORMOND BEACH CENTRA CARE			7	100%	7
PRATTVILLE BAPTIST HOSPITAL		6	1	14%	7
AMERICAN HEALTH ASSOCIATES OF TAMPA			7	100%	7
PROMEDICA LABORATORIES		7			7
CLINICAL PATHOLOGY LABORATORIES, INC.			7	100%	7
ADVENTHEALTH CENTRA CARE ORMOND BEACH			6	100%	6
SACRED HEART HEALTH SYSTEM			6	100%	6

COVID-19: testing by laboratory

Data through Jul 26, 2020 verified as of Jul 27, 2020 at 08:55 AM

Data in this report are provisional and subject to change.

The numbers in the table below represent the number for whom test results were received by the Department of Health. A person can be tested by more than one laboratory and can have both positive and negative results. **Therefore, the sum of the numbers in each column will be larger than the total number of people tested.**

Reporting lab	Inconclusive	Negative	Positive	Percent positive	Total
CANTON-POTSDAM HOSPITAL LABORATORY		6			6
TRUE HEALTH DIAGNOSTICS		1	5	83%	6
TRUGENX			6	100%	6
LEE MEMORIAL LAB GULF COAST			6	100%	6
BIOFIRE			6	100%	6
ROCKLEDGE			6	100%	6
SOUTH SEMINOLE HOSPITAL		1	5	83%	6
CLEVELAND CLINIC			6	100%	6
HIGHLANDS MEDICAL CENTER		6			6
BAYONET POINT MEDICAL CENTER			6	100%	6
BAYCARE LABORATORIES			6	100%	6
JEFFERY WEINZWEIG			6	100%	6
ST JOSEPH HOSPITAL		5	1	17%	6
PENSACOLA PEDIATRICS			6	100%	6
PATHOGENIUS LABORATORIES		2	4	67%	6
ST. JOSEPH'S HOSPITAL LAB			6	100%	6
MICHIGAN DEPARTMENT OF COMMUNITY HEALTH		1	5	83%	6
ARCHBOLD MEMORIAL HOSPITAL/LAB		3	3	50%	6
NEW YORK STATE ELR - JAMAICA HOSPITAL MEDICAL CENTER		6			6
NEW YORK STATE ELR - LOURDES HOSPITAL INC		6			6
LABCORP NEW PORT RICHEY			6	100%	6
CONNECTICUT DEPARTMENT OF HEALTH		5	1	17%	6
BAYFRONT HEALTH PORT CHARLOTTE			6	100%	6
NEW YORK STATE ELR - VASSAR BROTHERS MEDICAL CENTER LABORATORY		6			6
LEE COUNTY HEALTH DEPARTMENT		4	2	33%	6
BROOKWOOD BAPTIST MEDICAL CENTER		5			5
AMELIA MEDICAL CARE			5	100%	5
PRECISION HEALTH SOLUTIONS LAB			5	100%	5
SHELBY COUNTY HEALTH CARE CORPORATION		3	2	40%	5
PALM BEACH PATHOLOGY		4	1	20%	5
SPECIALITY LABORATORIES,INC		4	1	20%	5
BAY PINES VA		1	4	80%	5
BROWARD COUNTY HEALTH DEPT.			5	100%	5
BOCA RATON REGIONAL HOSPITAL LAB			5	100%	5
JFK MEDICAL CENTER NORTH LAB			5	100%	5
NEW YORK STATE ELR - LABORATORY ALLIANCE OF CENTRAL NEW		5			5
UNIVERSITY HOSPITAL - STONY BROOK EASTERN		5			5
LABCORP - NAPLES			5	100%	5
XRL SXF REF LAB		5			5
ST VINCENT'S EAST LABORATORY		5			5
CREATIVE TESTING SOLUTIONS			5	100%	5
NEW YORK STATE ELR - HUDSON VALLEY HOSPITAL CENTER LABORATORY		4	1	20%	5
AEL KNOXVILLE			5	100%	5
ARNOT OGDEN MEDICAL CENTER LABORATORY		5			5
HEALTHMARK REGIONAL HOSPITAL LAB		2	3	60%	5
DOH JACKSONVILLE CENTRAL LABORATORY		3	2	40%	5
TAMIAMI LAB MILLENNIUM			5	100%	5

COVID-19: testing by laboratory

Data through Jul 26, 2020 verified as of Jul 27, 2020 at 08:55 AM

Data in this report are provisional and subject to change.

The numbers in the table below represent the number for whom test results were received by the Department of Health. A person can be tested by more than one laboratory and can have both positive and negative results. **Therefore, the sum of the numbers in each column will be larger than the total number of people tested.**

Reporting lab	Inconclusive	Negative	Positive	Percent positive	Total
MINUTECLINIC DIAGNOSTIC OF RHODE ISLAND, LLC #729		4	1	20%	5
ST ELIZABETH MEDICAL CENTER LABORATORY		5			5
UPMC HEALTH SYSTEM		4	1	20%	5
NEW YORK PRESBYTERIAN - ALLEN HOSPITAL		5			5
FRANCES WARDE MEDICAL LABORATORY		2	3	60%	5
ST ANTHONY NORTH			5	100%	5
LABCORP BURLINGTON CYTO		4	1	20%	5
MONTEFIORE NEW ROCHELLE HOSPITAL		5			5
THE VILLAGES CLINICAL LAB		4	1	20%	5
BIOTECH			5	100%	5
ADVENTHEALTH PALM COAST			5	100%	5
CHILDREN'S HOSPITAL OF PHILADELPHIA		5			5
FLOWERS HOSPITAL		1	4	80%	5
MAGNOLIA DIAGNOSTIC			5	100%	5
METROPOLITAN HOSPITAL CENTER		4			4
DAVITA LABORATORY		4			4
MEDLOGIC, LLC		1	3	75%	4
MAYO CLINIC LABS - ROCHESTER SUPERIOR DRIVE			4	100%	4
COVENIENT CARE MEDICAL CLINIC			4	100%	4
LABCORP OF AMERICA		1	3	75%	4
LAB CORP OF AMERICA		1	3	75%	4
SOUTHWESTERN REGIONAL MEDICAL CENTER - TULSA		4			4
MISSOURI DEPARTMENT OF HEALTH AND SENIOR SERVICES			4	100%	4
BEAUMONT LABORATORY			4	100%	4
SUNCOAST COMMUNITY HEALTH CENTERS PEDIATRICS			4	100%	4
ADVENT HEALTH SEBRING			4	100%	4
LINCOLN MEDICAL AND MENTAL HEALTH CENTER		4			4
THE CENTER FOR URGENT CARE		3	1	25%	4
THOMAS JEFFERSON UNIVERSITY HOSPITAL		4			4
PRECISION LABS LLC		1	3	75%	4
LAKE CITY VETERANS HOSPITAL			4	100%	4
OKLAHOMA STATE UNIVERSITY DIAGNOSTIC LAB			4	100%	4
PECONIC BAY MEDICAL CENTER LABORATORY		3	1	25%	4
NORTHWEST FLORIDA COMMUNITY HOSPITAL		1	3	75%	4
LEHIGH VALLEY HOSPITAL		3	1	25%	4
QUEST DIAGNOSTIC INC TECHNICAL			4	100%	4
MERCY HOSPITAL MIAMI LAB			4	100%	4
COLORADO DEPARTMENT OF PUBLIC HEALTH AND ENVIRONMENT			4	100%	4
GENUS DIAGNOSTICS			4	100%	4
DALE MEDICAL CENTER		2	2	50%	4
NEW YORK STATE ELR - SOUTHSIDE HOSPITAL NORTHWELL HEALTH LABORATORY		3	1	25%	4
QUEST DIAGNOSTICS- MELBOURNE			4	100%	4
LAKELAND REGIONAL HEALTH			4	100%	4
DTR LABS		3	1	25%	4
NORTH FLORIDA PEDIATRICS-LAKE CITY			4	100%	4
WUESTHOFF MEMORIAL HOSPITAL			4	100%	4
INTERMARKET FACILITY			4	100%	4

COVID-19: testing by laboratory

Data through Jul 26, 2020 verified as of Jul 27, 2020 at 08:55 AM

Data in this report are provisional and subject to change.

The numbers in the table below represent the number for whom test results were received by the Department of Health. A person can be tested by more than one laboratory and can have both positive and negative results. **Therefore, the sum of the numbers in each column will be larger than the total number of people tested.**

Reporting lab	Inconclusive	Negative	Positive	Percent positive	Total
COMMUNITY HEALTH OF SOUTH FLORIDA			4	100%	4
SCIONLAB SERVICES LLC		3	1	25%	4
PEDIATRIC HEALTH CARE ALLIANCE			4	100%	4
FINLAY C. LABORATORY		3	1	25%	4
EXPRESS TESTING-ONE			4	100%	4
STATEN ISLAND UNIVERSITY HOSPITAL-POUCH		4			4
DCH REGIONAL MEDICAL CENTER LABORATORY		4			4
NEW YORK STATE ELR - BROOKLYN HOSPITAL CENTER DOWNTOWN CAMPUS		4			4
WINTER HAVEN HOSPITAL			4	100%	4
OPTUM LABS LLC			3	100%	3
NIGHT LITE PEDIATRICS WINTER GARDEN		2	1	33%	3
PINELLAS COUNTY HEALTH DEPARTMENT		2	1	33%	3
NORTH BROWARD HOSPITAL DISTRICT HEALTHCARE FOR THE HOMELESS			3	100%	3
STATEN ISLAND UNIVERSITY HOSPITAL SEGUINE AVE		3			3
LABORATORY OF FLORIDA			3	100%	3
VIRGINIA DIVISION OF CONSOLIDATED LABORATORIES			3	100%	3
NEWYORK-PRESBYTERIAN/ LAWRENCE HOSPITAL LABORATORY		3			3
VIRTUA VOORHEES HOSPITAL		3			3
STATEN ISLAND UNIVERSITY HOSPITAL		3			3
UNKNOWN LAB			3	100%	3
MAYO MEDICAL LABORATORIES		2	1	33%	3
MONTEFIORE ST LUKE'S CORNWALL HOSPITAL		2	1	33%	3
MOLECULAR DIAGNOSTICS			3	100%	3
VA OUTPATIENT			3	100%	3
SAMARITAN MEDICAL CENTER		3			3
METHODIST MEDICAL CENTER		2	1	33%	3
WAKEMED		1	2	67%	3
DOH-TAMPA BRANCH LABORATORY (MLK BLVD)			3	100%	3
ADVENT HEALTH CENTRA CARE			3	100%	3
PALMS WEST HOSPITAL			3	100%	3
NORTH FLORIDA/SOUTH GEORGA VETERANS HEALTH SYSTEM			3	100%	3
CENTRAL FLORIDA HEALTH CARE INC			3	100%	3
ILLINOIS DEPARTMENT OF PUBLIC HEALTH			3	100%	3
QUEST DIAGNOSTICS-N ST PETERSBURG-5TH			3	100%	3
PENNSYLVANIA DEPARTMENT OF HEALTH BUREAU OF LABORATORIES			3	100%	3
ST LUKES HOSPITAL LABORATORY		2	1	33%	3
Cleveland Clinic Laboratories		1	2	67%	3
NEW YORK STATE ELR - JACOBI MEDICAL CENTER		3			3
NICHOLS INSTITUTE QUEST DIAGNOSTICS		2	1	33%	3
TIMBER RIDGE LABORATORY			3	100%	3
TAMPA GENERAL HOSPITAL LABORATORY			3	100%	3
AVELLINO LAB USA INC		3			3
BLOCK, NATION, CHASE, AND SMOLEN FAMILY MEDICINE			3	100%	3
BAPTIST MEDICAL CENTER EAST		2	1	33%	3
FLORIDA WOMAN CARE LABORATORY			3	100%	3
MHHS All Lab Subsection		3			3
CLINICORE			3	100%	3

COVID-19: testing by laboratory

Data through Jul 26, 2020 verified as of Jul 27, 2020 at 08:55 AM

Data in this report are provisional and subject to change.

The numbers in the table below represent the number for whom test results were received by the Department of Health. A person can be tested by more than one laboratory and can have both positive and negative results. **Therefore, the sum of the numbers in each column will be larger than the total number of people tested.**

Reporting lab	Inconclusive	Negative	Positive	Percent positive	Total
NEW YORK STATE ELR - SAMARITAN HOSPITAL LABORATORY		3			3
BAYCARE OUTREACH LABORATORY HOSPITAL			3	100%	3
EMERGENCY MEDICAL CENTER			3	100%	3
KEY WEST URGENT CARE, INC		3			3
GULF COAST MEDICAL GROUP			3	100%	3
KEY PRIMARY CARE			3	100%	3
ABBOTT			3	100%	3
ACH			3	100%	3
DORAL URGENT CARE			3	100%	3
FLORIDA CLINICAL LAB			3	100%	3
NEW YORK STATE ELR - ORANGE REGIONAL MEDICAL CENTER LABORATORY		3			3
INDIAN RIVER CHD VERO BEACH		2	1	33%	3
FAMILY HEALTH CENTERS OF SWF LABS			3	100%	3
ASCENSION ST. VINCENT'S PRIMARY CARE			3	100%	3
FISHERMEN'S HOSPITAL			3	100%	3
BARONESS ERLANGER HOSPITAL		3			3
JACKSON SOUTH COMMUNITY HOSPITAL LAB			3	100%	3
LAWTON CHILES HEALTH CENTER			3	100%	3
QUEST DIAGNOSTIC			3	100%	3
PUBLIC HEALTH LAB		3			3
LABCORP DIAGNOSTICS-MIAMI		2	1	33%	3
MARINER'S HOSPITAL			3	100%	3
LAKE WALES MEDICAL CENTER INC			3	100%	3
LEE MEMORIAL HEALTH PARK LAB			3	100%	3
BRANCH MEDICAL CLINIC			3	100%	3
JOE DIMAGGIO CHILDREN'S HOSPITAL		1	2	67%	3
CELERION			2	100%	2
EGL GENETIC DIAGNOSTICS		1	1	50%	2
LABCORP RARITAN		2			2
URGENT CARE TCMA			2	100%	2
IOWA DEPARTMENT OF PUBLIC HEALTH			2	100%	2
SHELBY BAPTIST MEDICAL CENTER			2	100%	2
NEW YORK STATE ELR - LONG ISLAND JEWISH VALLEY STREAM		2			2
JACKSON LABORATORY OF GENOMIC MEDICINE		2			2
SSM HEALTH ST LOUIS MICROBIOLOGY LABORATORY		1	1	50%	2
PREMIER MEDICAL LABORATORY			2	100%	2
INTERNAL MEDICINE ASSOCIATES-DUNELLON			2	100%	2
MAILBOX DIAGNOSTICS		1	1	50%	2
MAYO			2	100%	2
GEORGIA DEPARTMENT OF PUBLIC HEALTH			2	100%	2
DOCTORS MEMORIAL FAMILY MEDICINE			2	100%	2
FLORIDA HOSPITAL			2	100%	2
MEMORIAL SLOAN KETTERING CANCER CENTER		1	1	50%	2
LABCORP PHOENIX			2	100%	2
CLINICAL PATHOLOGY LABS		1	1	50%	2
HOME ACCESS HEALTH			2	100%	2
CONNECTDX			2	100%	2

COVID-19: testing by laboratory

Data through Jul 26, 2020 verified as of Jul 27, 2020 at 08:55 AM

Data in this report are provisional and subject to change.

The numbers in the table below represent the number for whom test results were received by the Department of Health. A person can be tested by more than one laboratory and can have both positive and negative results. **Therefore, the sum of the numbers in each column will be larger than the total number of people tested.**

Reporting lab	Inconclusive	Negative	Positive	Percent positive	Total
NOVANT HEALTH INPATIENT CARE			2	100%	2
NEW YORK STATE ELR - NEW YORK CITY DEPARTMENT OF HEALTH & MENTAL		2			2
NEW YORK STATE ELR - COLUMBIA MEMORIAL HOSPITAL LABORATORY		2			2
AHSE ROP		2			2
AMERICAN FAMILY CARE- ORANGE BEACH			2	100%	2
BFT LAB			2	100%	2
MONTANA PUBLIC HEALTH LAB			2	100%	2
Covance Central Laboratory			2	100%	2
DEACONESS HOSPITAL			2	100%	2
BIRMINGHAM VAMC		1	1	50%	2
GALEN BAYLOR EXTENSION		2			2
BAY CARE OCCUPATIONAL CLINIC			2	100%	2
AMEERAH LABS			2	100%	2
TREASURE COAST COMMUNITY HEALTH			2	100%	2
BIO-TECH CLINICAL LABORATORIES			2	100%	2
FLORIDA CLINICAL LABORATORY INC			2	100%	2
LABCORP - STUART		1	1	50%	2
WESLEY CHAPEL INTERNAL MEDICINE AND PEDIATRICS			2	100%	2
IRL MARKET LAB ALACHUA		1	1	50%	2
UC CORAL GABLES			2	100%	2
CALHOUN LIBERTY HOSPITAL			2	100%	2
CENTRA CARE HUNTER'S CREEK			2	100%	2
SARASOTA MEMORIAL MEDICAL URGENT CARE CENTER			2	100%	2
BOZEMAN HEALTH DEACONESS HOSPITAL		2			2
ADVANCED MEDICAL CARE			2	100%	2
OMNI			2	100%	2
ALTRU DIAGNOSTICS INC			2	100%	2
JOHNSON CITY MEDICAL CENTER		1	1	50%	2
UNIVERSITY OF MIAMI			2	100%	2
SCDHEC BUREAU OF LABORATORIES			2	100%	2
MARSHALL MEDICAL CENTER SOUTH LAB		2			2
BETH ISRAEL DEACONESS MEDICAL CENTER			2	100%	2
FLORIDA DEPARTMENT OF HEALTH IN HILLSBOROUGH COUNTY			2	100%	2
GUTHRIE MEDICAL GROUP LABORATORIES		2			2
WOODHULL MEDICAL AND MENTAL HEALTH CTR		2			2
BAY CARE			2	100%	2
BAYCARE MEDICAL GROUP INC			2	100%	2
ALABAMA DEPARTMENT OF PUBLIC HEALTH			2	100%	2
ST. MARYS MEDICAL CENTER			2	100%	2
FLORIDA HEALTH CARE PLANS			2	100%	2
FCHC (OB)-DARWIN SQUARE CTR.			2	100%	2
UNIVERSITY HOSPITAL			2	100%	2
NAPHCARE, INC.			2	100%	2
X-GENE MOLECULAR LABS			2	100%	2
COLLIER COUNTY HEALTH DEPT.			2	100%	2
WALGREENS #5317		2			2
VIRTUA MEMORIAL HOSPITAL BURLINGTON COUNTY			2	100%	2

COVID-19: testing by laboratory

Data through Jul 26, 2020 verified as of Jul 27, 2020 at 08:55 AM

Data in this report are provisional and subject to change.

The numbers in the table below represent the number for whom test results were received by the Department of Health. A person can be tested by more than one laboratory and can have both positive and negative results. **Therefore, the sum of the numbers in each column will be larger than the total number of people tested.**

Reporting lab	Inconclusive	Negative	Positive	Percent positive	Total
OHIO STATE UNIVERSITY WEXNER MEDICAL CENTER			2	100%	2
ACHS		2			2
MIDWAY SPECIALTY CARE CENTER			2	100%	2
ATLANTIS URGENT CARE			2	100%	2
SOUTH GEORGIA MEDICAL CENTER			2	100%	2
TALLAHASSEE MEMORIAL HOSPITAL/MICROBIOLOGY LAB			2	100%	2
KEYS MEDICAL GROUP			2	100%	2
JOHN D. ARCHBOLD MEM. HOSPITAL			2	100%	2
LABCORP - OHIO			2	100%	2
LEESBURG REGIONAL MEDICAL CENTER		1	1	50%	2
VIGILINT HEALTHCARE		1	1	50%	2
KETTERING HEALTH			2	100%	2
NEW YORK STATE ELR - GLENS FALLS HOSPITAL DEPARTMENT OF PATHOLOGY		2			2
NEW YORK STATE ELR - AUBURN COMMUNITY HOSPITAL		2			2
AMMON LABS			2	100%	2
NEW YORK STATE DEPARTMENT OF HEALTH		1	1	50%	2
ST. JOSEPH REGIONAL MEDICAL CENTER			2	100%	2
OKLAHOMA STATE DEPARTMENT OF HEALTH-PUBLIC HEALTH LABORATORY			2	100%	2
UK HEALTHCARE			2	100%	2
Cleveland Clinic Weston			2	100%	2
SIGNATURE CARE PFLUGERVILLE			2	100%	2
BAYFRONT HEALTH PUNTA GORDA			2	100%	2
PREMIER LABORATORY SERVICES, LLC			2	100%	2
PPD			2	100%	2
ST PETERSBURG PEDIATRICS-EAST BAY			2	100%	2
CONEMAUGH MEMORIAL MEDICAL CENTER		2			2
GEISINGER MEDICAL CENTER		2			2
COASTAL LABORATORIES			2	100%	2
ERIE COUNTY MEDICAL CTR CLINICAL LABS		2			2
QUEST DIAGNOSTICS INCORPORATED			2	100%	2
NEW HAMPSHIRE DEPARTMENT OF HEALTH AND HUMAN SERVICES		1	1	50%	2
NORTHERN DUTCHESS HOSPITAL LABORATORY		2			2
NEW HAMPSHIRE PUBLIC HEALTH LABORATORIES		2			2
OHIO DEPARTMENT OF HEALTH LABORATORY		2			2
QUEENS HOSPITAL CENTER		2			2
UNIVERSITY HOSPITAL OF BROOKLYN		2			2
CORAL GABLES HOSPITAL			2	100%	2
NORTH FLORIDA PEDIATRICS			2	100%	2
FLORIDA HOSPITAL ALTAMONTE			1	100%	1
NORTHWEST FL COMM HOSP			1	100%	1
TRUMAN MEDICAL CENTER - HOSPITAL HILL			1	100%	1
WEST KENDALL HOSPITAL			1	100%	1
UNITED CLINICAL LABORATORIES			1	100%	1
TIEHH BIOTERRORISM RESPONSE LAB			1	100%	1
FORT SANDERS REGIONAL LABORATORY		1			1
NORTHSIDE HOSPITAL DULUTH			1	100%	1
WEST VIRGINIA UNIVERSITY HOSPITALS			1	100%	1

COVID-19: testing by laboratory

Data through Jul 26, 2020 verified as of Jul 27, 2020 at 08:55 AM

Data in this report are provisional and subject to change.

The numbers in the table below represent the number for whom test results were received by the Department of Health. A person can be tested by more than one laboratory and can have both positive and negative results. **Therefore, the sum of the numbers in each column will be larger than the total number of people tested.**

Reporting lab	Inconclusive	Negative	Positive	Percent positive	Total
WASHINGTON STATE DEPARTMENT OF HEALTH PUBLIC HEALTH LABORATORIES			1	100%	1
CFCH - FROSTPROOF			1	100%	1
VRL EUROFINIS			1	100%	1
WELLINGTON WEST 100176			1	100%	1
CENTRA CARE - WATERFORD LAKES			1	100%	1
WEST PACIFIC MEDICAL LABORATORY			1	100%	1
BAYONET POINT HOSPITAL LAB			1	100%	1
AIM LABORATORIES			1	100%	1
US LABORATORIES			1	100%	1
THE HEART HOSPITAL BAYLOR PLANO			1	100%	1
DEPARTMENT OF HEALTH AND HUMAN SERVICES DIVISION OF BEHAVIORAL HEALTH		1			1
TEXAS DEPARTMENT OF STATE HEALTH SERVICES			1	100%	1
CBC LAB			1	100%	1
WOLFSON (USE BAPTIST)			1	100%	1
YORK HOSPITAL - LABORATORY			1	100%	1
ONEIDA HEALTHCARE CENTER		1			1
TAMIAMI LAB MILLENIUM			1	100%	1
ADVANCED MEDICAL LABORATORIES (AML)			1	100%	1
TAMPA		1			1
ADVANCED URGENT CARE CENTER OF THE UPPER KEYS			1	100%	1
OHIO STATE UNIVERSITY MEDICAL CENTER			1	100%	1
AMD			1	100%	1
EXCEL URGENT CARE OF NJ			1	100%	1
BMC/JACSONVILLE		1			1
CENTRA CARE - LAKE NONA			1	100%	1
HEALTH NETWORK LABORATORIES		1			1
UC SAN DIEGO HEALTH			1	100%	1
STANLY REGIONAL MEDICAL CENTER			1	100%	1
SEMINOLE COUNTY HEALTH DEPARTMENT			1	100%	1
BERKSHIRE MEDICAL CENTER			1	100%	1
CAROLINAS HEALTHCARE SYSTEM LAB			1	100%	1
VA GREATER LOS ANGELES HEALTH CARE SYSTEM			1	100%	1
HOUSTON HEALTH DEPARTMENT - BUREAU OF LABORATORY SERVICES			1	100%	1
VA HOSPITAL			1	100%	1
HARDIN MEMORIAL HOSPITAL - HEARTLAND PATHOLOGY CONSULTANTS			1	100%	1
HOLY NAME MEDICAL CENTER		1			1
VERMONT DEPARTMENT OF HEALTH LABORATORY		1			1
UNIVERSITY LAB			1	100%	1
AZALEA HEALTH			1	100%	1
LABCORP - ORLANDO		1			1
TIMPANOGOS REGIONAL HOSPITAL			1	100%	1
UAB			1	100%	1
INTERMOUNTAIN CENTRAL LAB			1	100%	1
URGENT CARE WEST CLINIC			1	100%	1
BAPTIST ER TOWN CTR			1	100%	1
CELEBRATION HOSPITAL			1	100%	1
ADVENTIST HINSDALE HOSPITAL LABORATORY			1	100%	1

COVID-19: testing by laboratory

Data through Jul 26, 2020 verified as of Jul 27, 2020 at 08:55 AM

Data in this report are provisional and subject to change.

The numbers in the table below represent the number for whom test results were received by the Department of Health. A person can be tested by more than one laboratory and can have both positive and negative results. **Therefore, the sum of the numbers in each column will be larger than the total number of people tested.**

Reporting lab	Inconclusive	Negative	Positive	Percent positive	Total
VALLEY HOSPITAL MEDICAL CENTER		1			1
UT MEMPHIS UNIVERSITY HEALTH SERVICES			1	100%	1
DALLAS MEDICAL CENTER			1	100%	1
VIDANT MEDICAL CENTER			1	100%	1
AFFILIATED LABORATORIES INC			1	100%	1
LABCORP - LADY LAKE			1	100%	1
COLORADO DEPARTMENT OF HEALTH LABORATORY SERVICES DIVISION			1	100%	1
MADISON COUNTY MEMORIAL HOSP		1			1
UNK			1	100%	1
CHATSWORTH ASSISTED LIVING COMMUNITY AT PGA NATIONAL			1	100%	1
JOHN D. ARCHBOLD MEMORIAL HOSPITAL			1	100%	1
LAB CORP PHOENIX			1	100%	1
COMPUNET CLINICAL LAB			1	100%	1
KANSAS DEPARTMENT OF HEALTH			1	100%	1
HANCOCK REGIONAL HOSPITAL		1			1
MCH PHYSICIANS GROUP			1	100%	1
DOCTOR'S WALK-IN CLINIC / QUEST DIAGNOSTICS			1	100%	1
BARDMOOR LABORATORY			1	100%	1
MHS LAB		1			1
SMITH KLINE			1	100%	1
SONIC REFERENCE LABORATORY			1	100%	1
ALLIANCE LABORATORY SERVICES			1	100%	1
SPRING HILL REGIONAL HOSPITAL			1	100%	1
VITAE DIAGNOSTICS			1	100%	1
Viracor Eurofins			1	100%	1
KETTERING MEDICAL CENTER			1	100%	1
JEFFERSON COUNTY HEALTH DEPARTMENT-MONTICELLO		1			1
KENTUCKY CABINET FOR HEALTH AND FAMILY SERVICES			1	100%	1
WILMINGTON VA MEDICAL CENTER			1	100%	1
ARNOLD PALMER HOSPITAL LABORATORY			1	100%	1
EDGAR PRICE FAMILY & CHILDREN HEALTHCARE CENTER			1	100%	1
UNKNOWN - MI			1	100%	1
ST. JOSEPH'S HOSPITAL NORTH			1	100%	1
ARKANSAS DEPARTMENT OF HEALTH			1	100%	1
CQUENTIA NGS, LLC			1	100%	1
DOCS URGENT CARE			1	100%	1
BAYCARE MEDICAL GROUP			1	100%	1
CALIFORNIA PUBLIC HEALTH LABORATORY			1	100%	1
NEW YORK STATE ELR - NEW YORK PRESBYTERIAN-LOWER MANHATTAN		1			1
BIODORON LABORATORIES			1	100%	1
UW HOSPITAL AND CLINICS			1	100%	1
NEW YORK STATE ELR - MONTEFIORE MEDICAL CENTER LABORATORIES - WEILER			1	100%	1
ST JOSEPHS CHILDRENS HOSPITAL OUTREACH			1	100%	1
DSI LABORATORIES-NAPLES-7TH			1	100%	1
HIGHLANDS CLINICAL LABORATORY			1	100%	1
ALLIANCE LABS @LRMC			1	100%	1
HEART OF FLORIDA HMA			1	100%	1

COVID-19: testing by laboratory

Data through Jul 26, 2020 verified as of Jul 27, 2020 at 08:55 AM

Data in this report are provisional and subject to change.

The numbers in the table below represent the number for whom test results were received by the Department of Health. A person can be tested by more than one laboratory and can have both positive and negative results. **Therefore, the sum of the numbers in each column will be larger than the total number of people tested.**

Reporting lab	Inconclusive	Negative	Positive	Percent positive	Total
UNIVERSITY OF FLORIDA			1	100%	1
ADVANCED LABORATORY SERVICES			1	100%	1
SUNY UPSTATE MEDICAL UNIVERSITY			1	100%	1
UNIVERSITY OF KANSAS MEDICAL CENTER			1	100%	1
UF KANAPAHA LAB BEAKER		1			1
FLORIDA HOSPITAL KISSIMMEE			1	100%	1
THE CHILDREN'S HOSPITAL OF PHILADELPHIA		1			1
ALVERNO CLINICAL LABORATORIES			1	100%	1
TEN HEALTHCARE			1	100%	1
HARLEM HOSPITAL CENTER		1			1
THOMAS LANGLEY			1	100%	1
THE UNIVERSITY OF VERMONT MEDICAL CENTER		1			1
PEDIATRIC HEALTHCARE ALLIANCE			1	100%	1
NORTHSHORE UNIVERSITY HEALTHSYSTEM EVANSTON HOSPITAL LAB			1	100%	1
PERDIDO URGENT CARE			1	100%	1
QUEST - HOUSTON LAB			1	100%	1
PRISMA HEALTH TUOMEY LABORATORY			1	100%	1
NOT GIVEN			1	100%	1
NORTH CAROLINA STATE LABORATORY OF PUBLIC HEALTH, SPECTRUM LAB NETWORK			1	100%	1
NORTHERN WESTCHESTER HOSPITAL LABORATORY		1			1
NORTH RIVER FAMILY HEALTH CENTER			1	100%	1
NORTH BROWARD MEDICAL CENTER			1	100%	1
NAVAL BRANCH MEDICAL CLINIC			1	100%	1
MINUTECLINIC DIAGNOSTIC OF TEXAS, LLC		1			1
MEDRITE			1	100%	1
MONTANA DEPARTMENT OF PUBLIC HEALTH & HUMAN SERVICES			1	100%	1
MAGNOLIA ADULT, LLC			1	100%	1
Mt Sinai Aventura			1	100%	1
SOUTHWEST REGIONAL PCR LABORATORY			1	100%	1
REDITUS LABORATORIES			1	100%	1
ST CHARLES HOSPITAL LABORATORY		1			1
ST. MARY MEDICAL CENTER		1			1
MIDMICHIGAN MEDICAL CENTER			1	100%	1
INTERMOUNTAIN MEDICAL CENTER			1	100%	1
LABCORP KANSAS CITY			1	100%	1
LABCORP-CRYSTAL RIVER			1	100%	1
Lourdes Hospital			1	100%	1
SANFORD SOUTH UNIVERSITY		1			1
HEALTH FIRST IBM-UX			1	100%	1
GRAND VIEW HOSPITAL			1	100%	1
MANATEE PEDIATRICS			1	100%	1
INDIAN RIVER CLINICAL LABORATORY, INC.		1			1
LAKEVIEW REGIONAL HOSPITAL			1	100%	1
REMISE OCCUPATIONAL HEALTH SOLUTIONS INC			1	100%	1
NEW YORK CITY DEPARTMENT OF HEALTH			1	100%	1
MIAMI CANCER INSTITUTE			1	100%	1
PHELPS HOSPITAL LABORATORY		1			1

COVID-19: testing by laboratory

Data through Jul 26, 2020 verified as of Jul 27, 2020 at 08:55 AM

Data in this report are provisional and subject to change.

The numbers in the table below represent the number for whom test results were received by the Department of Health. A person can be tested by more than one laboratory and can have both positive and negative results. **Therefore, the sum of the numbers in each column will be larger than the total number of people tested.**

Reporting lab	Inconclusive	Negative	Positive	Percent positive	Total
PEDIATRIC ASSOCIATES - JACKSONVILLE			1	100%	1
NEW YORK STATE ELR - ERIE COUNTY PUBLIC HEALTH CLINICAL		1			1
MARION COUNTY HEALTH DEPARTMENT			1	100%	1
REGIONAL MEDICAL LABORATORY			1	100%	1
QUEST DIAGNOSTICS-OCALA-SE 3RD		1			1
MEDONE URGENT CARE			1	100%	1
MEDICAL CENTER ENTERPRISE			1	100%	1
NADAL PEDIATRICS - VICTORIA STREET (3385)			1	100%	1
PEACHEALTH LABORATORIES		1			1
SANFORD REGIONAL HOSPITAL WORTHINGTON		1			1
PHYSICIANS STAT			1	100%	1
RICHMOND UNIVERSITY MEDICAL CENTER			1	100%	1
PIEDMONT HOSPITAL LAB			1	100%	1
MISSOURI DEPARTMENT OF HEALTH AND SENIOR SERVICES - STATE PH LAB		1			1
WARD MEMORIAL HOSPITAL		1			1
UCLA HEALTHCARE CLINICAL LABS			1	100%	1
SENTARA NORFOLK GENERAL HOSPITAL CENTRAL LAB			1	100%	1
SOUTHWEST FLORIDA DIVISION LAB			1	100%	1
RIVERSIDE METHODIST HOSPITAL LAB			1	100%	1
JRS LABORATORY			1	100%	1
TUFTS MEDICAL CENTER			1	100%	1
MALABAR/ADVENT CENTRA CARE			1	100%	1
NAVAL HOSPITAL OF JACKSONVILLE			1	100%	1
MID FLORIDA CLINICAL LABORATORY			1	100%	1
ST VINCENT'S CHILTON		1			1
SHARP MEMORIAL HOSPITAL MICROBIOLOGY DEPT			1	100%	1
ONSLow MEMORIAL HOSPITAL LABORATORY		1			1
NORTH NAPLES HOSPITAL RESPIRATORY THERAPY DEPARTMENT			1	100%	1
TPCA CLINICAL LABORATORIES		1			1
SHANDS AT LAKE SHORE LAB			1	100%	1
SCIENCE CARE			1	100%	1
LABCORP-PORT ST.LUCIE		1			1
WILLIAM A HINTON STATE LABORATORY INSTITUTE			1	100%	1
SMITH NORTHVIEW HOSPITAL LAB			1	100%	1
PROGENESIS INC			1	100%	1
LATE HOURS URGENT CARE			1	100%	1
LAKE MARY KIDS CENTRA CARE			1	100%	1
RIVERVIEW REGIONAL MEDICAL CENTER		1			1
QUEST ELR		1			1
TANNER MEDICAL CENTER EAST AL		1			1
VIRACOR			1	100%	1
WATAUGA MEDICAL CENTER			1	100%	1
UTMB PATHOLOGY CLINICAL SERVICES LABORATORY			1	100%	1
MEMORIAL HEALTH UNIVERSITY MEDICAL CENTER			1	100%	1
MD NOW URGENT CARE CENTER INC.			1	100%	1
UNITED HEALTHCARE			1	100%	1
TRINITAS REGIONAL MEDICAL CENTER			1	100%	1

COVID-19: testing by laboratory

Data through Jul 26, 2020 verified as of Jul 27, 2020 at 08:55 AM

Data in this report are provisional and subject to change.

The numbers in the table below represent the number for whom test results were received by the Department of Health. A person can be tested by more than one laboratory and can have both positive and negative results. **Therefore, the sum of the numbers in each column will be larger than the total number of people tested.**

Reporting lab	Inconclusive	Negative	Positive	Percent positive	Total
XPRESS WELLNESS URGENT CARE			1	100%	1
UNIVERSITY OF MISSOURI HEALTH CARE			1	100%	1
WELLNOW URGENT CARE		1			1
OHIO DEPARTMENT OF HEALTH			1	100%	1
AFC URGENT CARE			1	100%	1
AMERICAN MEDICAL LABORATORIES			1	100%	1
BAYCARE OUTREACH LAB			1	100%	1
BAYCARE ALLIANT HOSPITAL			1	100%	1
PARKWAY REGIONAL MEDICAL CENTER LAB			1	100%	1
MARYLAND DEPARTMENT OF HEALTH AND MENTAL HYGIENE			1	100%	1
ACCESS HEALTH CARE PHYSICIANS			1	100%	1
ADVENTHEALTH CENTRA CARE SANFORD			1	100%	1
PALM BEACH COUNTY HEALTH DEPARTMENT LABORATORY			1	100%	1
BAYLOR COLLEGE OF MEDICINE			1	100%	1
DELAWARE DIAGNOSTICS LABS			1	100%	1
CONEY ISLAND HOSPITAL		1			1
FLORIDA CLINICAL LABORATORY - BIOREFERENCE LABORATORIES			1	100%	1
GIFFORD MEMORIAL HOSPITAL		1			1
FLORIDA DEPARTMENT OF HEALTH PALM BEACH COUNTY			1	100%	1
NEW YORK STATE ELR - BELLEVUE HOSPITAL CENTER DEPARTMENT		1			1
BEEBE MEDICAL CENTER LABORATORY		1			1
BLOOD SYSTEMS LABORATORIES			1	100%	1
CATHOLIC HEALTH SYSTEM DEPT LABORATORY		1			1
BLOUNT MEMORIAL HOSPITAL		1			1
ST. LUKE'S HOSPITAL - BETHLEHEM CAMPUS		1			1
FALMOUTH BY THE SEA			1	100%	1
ST. LUCIE COUNTY HEALTH DEPARTMENT		1			1
FLORIDA DEPARTMENT OF HEALTH IN MIAMI DADE COUNTY			1	100%	1
SPARROW CENTRAL LAB			1	100%	1
DHEC - S.C PUBLIC HEALTH LAB			1	100%	1
CLEVELAND CLINIC OHIO LABORATORIES			1	100%	1
DOH-WEST PALM BEACH BRANCH LABORATORY			1	100%	1
SUNY AT STONY BROOK			1	100%	1
DUKE HEALTH REGIONAL HOSPITAL			1	100%	1
SMA SPECIALTY MEDICAL LAB			1	100%	1
LABCORP LAFAYETTE		1			1
LABCORP - HOLLYWOOD			1	100%	1
LABCORP SOUTH CHARLESTON			1	100%	1
MARINA DEL REY HOSPITAL LAB			1	100%	1
LEGACY LABORATORY SERVICES			1	100%	1
HARTFORD HOSPITAL ANCILLARY LAB		1			1
SCRIPPS CLINIC MEDICAL			1	100%	1
SACRED HEART MEDICAL GROUP			1	100%	1
JOHNS HOPKINS MEDICAL LABORATORIES			1	100%	1
JOHN HOPKINS MEDICAL LABORATORIES		1			1
JOHNS HOPKINS MEDICAL LABS			1	100%	1
BEAUMONT HOSPITAL, GROSSE POINTE			1	100%	1

COVID-19: testing by laboratory

Data through Jul 26, 2020 verified as of Jul 27, 2020 at 08:55 AM

Data in this report are provisional and subject to change.

The numbers in the table below represent the number for whom test results were received by the Department of Health. A person can be tested by more than one laboratory and can have both positive and negative results. **Therefore, the sum of the numbers in each column will be larger than the total number of people tested.**

Reporting lab	Inconclusive	Negative	Positive	Percent positive	Total
BEAUFORT MEMORIAL			1	100%	1
CHARLOTTE CHD PORT CHARLOTTE		1			1
COMMONWEALTH OF MASSACHUSETTS			1	100%	1
NEW YORK STATE ELR - ST BARNABAS HOSPITAL		1			1
LOYOLA UNIVERSITY MEDICAL CENTER LABORATORY			1	100%	1
LEESBURG FAMILY MEDICINE		1			1
MEDICAL ARTS LABORATORY			1	100%	1
BASCOM PALMER-MICRO LAB			1	100%	1
BAPTIST HEALTH MEDICAL CENTER			1	100%	1
DOCTORS CLINICAL LABORATORY, INC			1	100%	1
GENETRAIT LABORATORIES			1	100%	1
MINUTECLINIC DIAGNOSTIC			1	100%	1
MEMORIAL HERMANN CONSOLIDATED LABORATORY SERVICES			1	100%	1
MEDICAL CLINIC OF HOUSTON			1	100%	1
MEDSTAR HARBOR HOSPITAL			1	100%	1
MUNSON MEDICAL CENTER			1	100%	1
NEW YORK STATE ELR - MERCY MEDICAL CENTER		1			1
MONTEFIORE NYACK HOSPITAL AFFILIATED LABORATORY		1			1
EXPRESS GENE MOLECULAR DIAGNOSTICS LABORATORY			1	100%	1
MONROE COUNTY HOSPITAL		1			1
APS-SUMMIT CARE PHARMACY, LLC DBA OMNICARE		1			1
ADVENT HEALTH -TAMPA			1	100%	1
ST FRANCIS			1	100%	1
BAY CARE LAB SERVICES/ST. ANTHONY'S HOSPITAL			1	100%	1
SOUTHEAST GEORGIA HEALTH SYSTEM			1	100%	1
LEGACY LABORATORY			1	100%	1
LAKEWOOD RANCH ER 24/7			1	100%	1
ACCESS HEALTH CARE			1	100%	1
State Lab Unspecifd			1	100%	1
ACCESSLAB		1			1
SKY RIDGE MEDICAL CENTER - MICRO			1	100%	1
HELIX DIAGNOSTICS			1	100%	1
HAWAII DEPARTMENT OF HEALTH LAB			1	100%	1
PRORENATA LABS			1	100%	1
LABCORP HOUSTON			1	100%	1
LABCORP - LEESBURG			1	100%	1
ROBERT WOOD JOHNSON HOSPITAL			1	100%	1
CAROMONT HEALTH			1	100%	1
RIVIERA BEACH HEALTH CENTER LAB			1	100%	1
ECLRS			1	100%	1
DICKERT			1	100%	1
Total	16,555	3,851,809	542,920	12%	4,411,284