

Coronavirus: summary of persons being monitored, persons under investigation, and cases

Data through Jul 7, 2020 verified as of Jul 8, 2020 at 09:25 AM

Data in this report are provisional and subject to change.

Monitored persons: people the Florida Department of Health was notified of for possible monitoring because they are a contact of a case, traveled from China, or were identified by the Centers for Disease Control and Prevention (CDC) as a part of a airline/ship contact investigation

Total reports	85,419
Total persons of high, medium, or unknown risk	81,733
High/medium/unknown risk still being monitored	16,227

Persons tested: includes PCR and antigen test results received by the Department of Health from the state public health laboratory (BPHL), as well as commercial and hospital laboratories

Total tested	2,322,389
Positive	223,783
Negative	2,096,424
Inconclusive	2,182
Awaiting testing	1,773

Cases: people with positive PCR or antigen test result

Total cases	223,783
Florida residents	220,492
Non-Florida residents	3,291

Type of testing	
Florida residents	220,492
Positive by BPHL/CDC	8,463
Positive by commercial/hospital lab	212,029
Non-Florida residents	
Positive by BPHL/CDC	161
Positive by commercial/hospital lab	3,130

Characteristics	
Florida residents hospitalized	16,758
Florida resident deaths	3,889
Non-Florida resident deaths	102

Hospitalized counts include anyone who was hospitalized at some point during their illness. It does not reflect the number of people currently hospitalized.

More information on deaths identified through death certificate data is available on the National Center for Health Statistics website at www.cdc.gov/nchs/nvss/vsrr/COVID19/index.htm.

Risk factors for Florida residents	
Traveled	2,730
Contact with a known case	65,358
Traveled and contact with a known case	2,637
Neither	149,767
No travel and no contact	23,878
Travel is unknown	102,661
Contact is unknown	33,428
Contact is pending	90,105

Travel can be unknown and contact can be unknown or pending for the same case, these numbers will sum to more than the "neither" total.

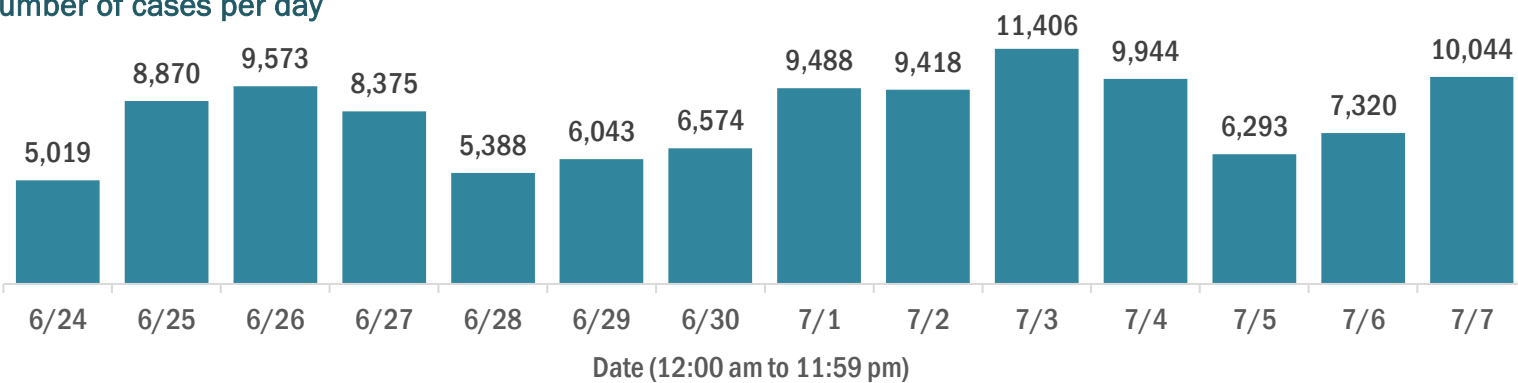
Coronavirus: cases and laboratory testing over time

Data through Jul 7, 2020 verified as of Jul 8, 2020 at 09:25 AM

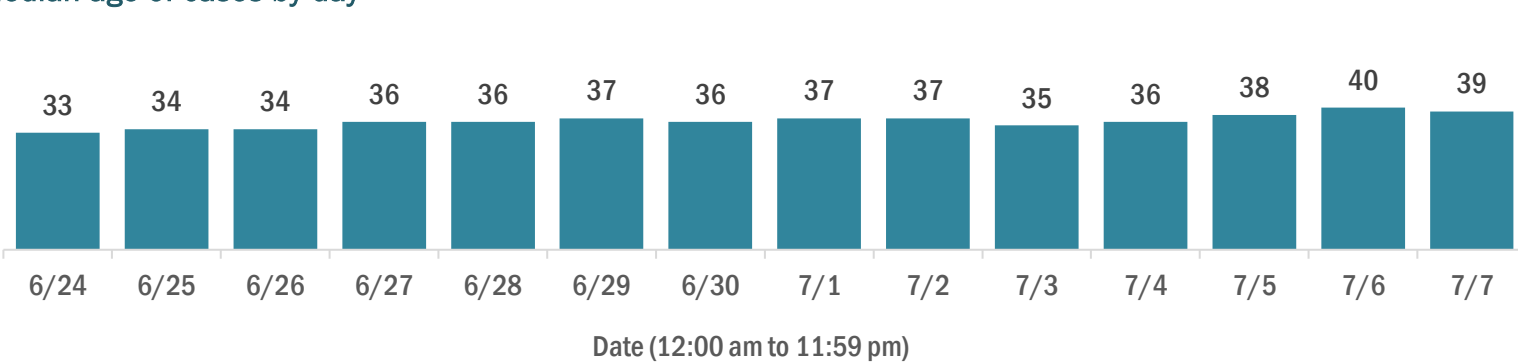
Data in this report are provisional and subject to change.

Cases in Florida residents per day for the past 2 weeks

Number of cases per day



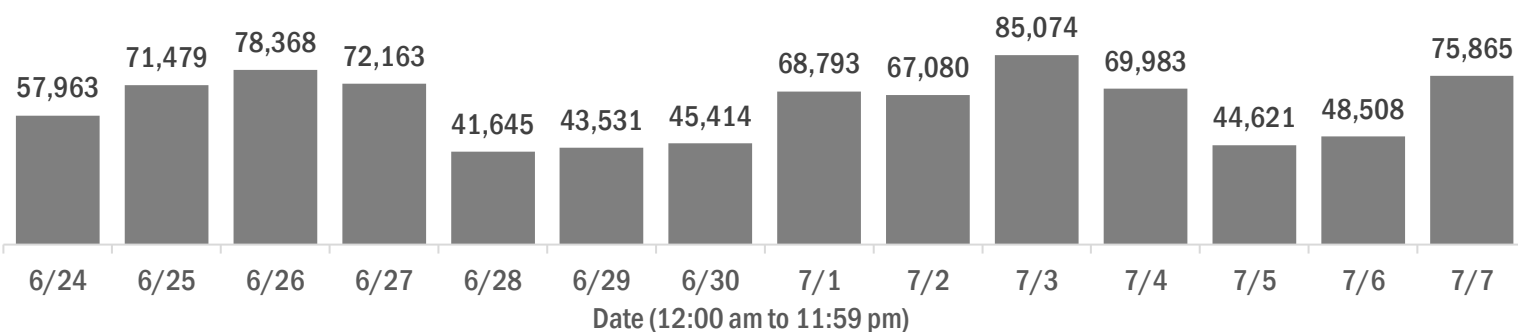
Median age of cases by day



Laboratory testing for Florida residents and non-Florida residents over the past 2 weeks

Number of people tested per day

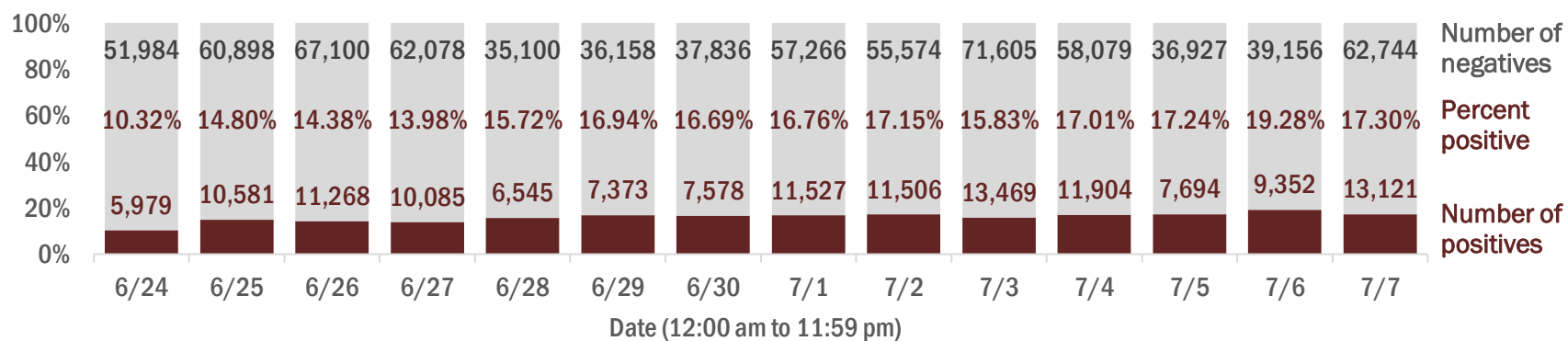
These counts include the number of people for whom the department received PCR or antigen laboratory results by day. People tested on multiple days will be included for each day a new result was received. A person is only counted once for each day they are tested, regardless of whether multiple specimens are tested or multiple results are received.



Number and percent of positive labs

The percent of positive results ranged from 10.32% to 19.28% over the past 2 weeks and was 17.30% yesterday.

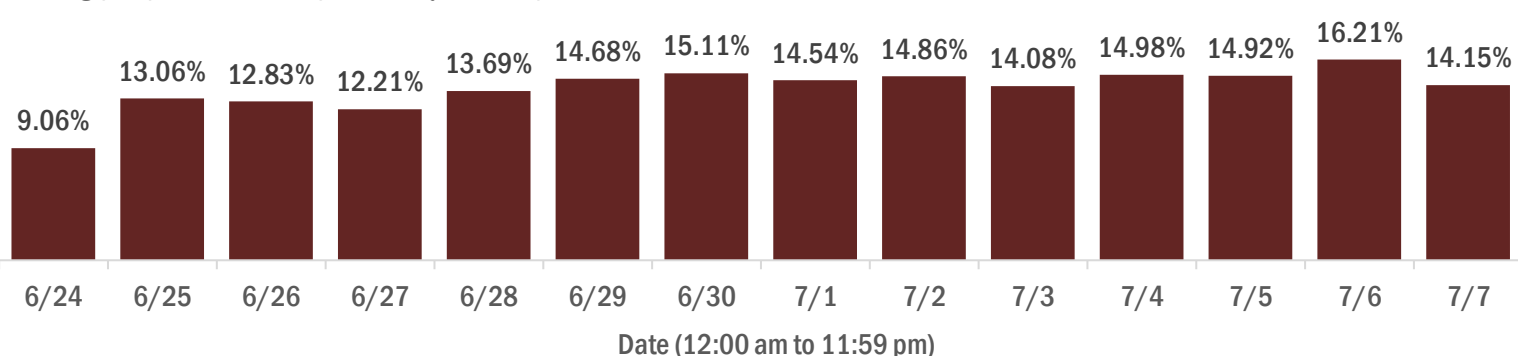
These counts include the number of people for whom the department received PCR or antigen laboratory results by day. People tested on multiple days will be included for each day a new result was received. A person is only counted once for each day they are tested, regardless of whether multiple specimens are tested or multiple results are received. If a person has a positive specimen and a negative specimen in the same day, only the positive result is counted.



Percent positivity for new cases

The percent of positive results ranged from 9.06% to 16.21% over the past 2 weeks and was 14.15% yesterday.

This percent is the number of people who test PCR- or antigen-positive for the first time divided by all the people tested that day, excluding people who have previously tested positive.



Coronavirus: characteristics of 220,492 Florida resident cases

Data through Jul 7, 2020 verified as of Jul 8, 2020 at 09:25 AM

Data in this report are provisional and subject to change.

Age group	Cases		Hospitalizations		Deaths	
0-4 years	3,538	2%	78	0%	0	0%
5-14 years	7,326	3%	62	0%	1	0%
15-24 years	35,712	16%	405	2%	8	0%
25-34 years	45,609	21%	1,035	6%	22	1%
35-44 years	35,699	16%	1,551	9%	72	2%
45-54 years	33,736	15%	2,263	14%	159	4%
55-64 years	26,966	12%	2,913	17%	359	9%
65-74 years	16,066	7%	3,225	19%	802	21%
75-84 years	9,551	4%	2,927	17%	1,084	28%
85+ years	5,923	3%	2,299	14%	1,382	36%
Unknown	366	0%	0	0%	0	0%
Total	220,492		16,758		3,889	

Gender	Cases	
Female	111,072	50%
Male	108,138	49%
Unknown	1,282	1%
Total	220,492	

Ethnicity	Cases		Hospitalizations		Deaths	
Hispanic	60,129	27%	5,768	34%	999	26%
Non-Hispanic	74,612	34%	10,110	60%	2,615	67%
Unknown	85,751	39%	880	5%	275	7%
Total	220,492		16,758		3,889	

Race and ethnicity	Cases		Hospitalizations		Deaths	
White	89,943	41%	9,996	5%	2,659	1%
Hispanic	42,218	19%	4,241	2%	810	0%
Non-Hispanic	40,116	18%	5,457	2%	1,734	1%
Unknown	7,609	3%	298	0%	115	0%
Black	33,608	15%	4,387	2%	817	0%
Hispanic	1,664	1%	216	0%	25	0%
Non-Hispanic	28,460	13%	4,057	2%	764	0%
Unknown	3,484	2%	114	0%	28	0%
Other race	19,049	9%	1,846	1%	274	0%
Hispanic	11,277	5%	1,195	1%	147	0%
Non-Hispanic	4,491	2%	554	0%	107	0%
Unknown	3,281	1%	97	0%	20	0%
Unknown race	77,892	35%	529	0%	139	0%
Hispanic	4,970	2%	116	0%	17	0%
Non-Hispanic	1,545	1%	42	0%	10	0%
Unknown	71,377	32%	371	0%	112	0%
Total	220,492		16,758		3,889	

Hospitalization counts include anyone who was hospitalized at some point during their illness. It does not reflect the number of people currently hospitalized. **Other race** includes any person with a race of American Indian/Alaskan native, Asian, native Hawaiian/Pacific Islander, or other.

Coronavirus: deaths in Florida residents and staff of long-term care facilities

Data through Jul 7, 2020 verified as of Jul 8, 2020 at 09:25 AM

Data in this report are provisional and subject to change.

For current cases in residents or staff of long-term care facilities, please visit: <https://floridahealthcovid19.gov/>

County	Deaths		County	Deaths		County	Deaths	
Dade	535	27%	Indian River	9	0%	Levy	1	0%
Palm Beach	240	12%	Osceola	9	0%	Monroe	1	0%
Broward	168	8%	Walton	9	0%	Nassau	1	0%
Pinellas	157	8%	Orange	8	0%	St. Johns	1	0%
Lee	121	6%	Seminole	8	0%	Sumter	1	0%
Hillsborough	104	5%	Calhoun	6	0%	Total	1,994	
Manatee	90	5%	Lake	6	0%			
Polk	74	4%	Brevard	4	0%			
Sarasota	63	3%	Gadsden	4	0%			
Charlotte	49	2%	Jefferson	4	0%			
Collier	39	2%	Leon	4	0%			
Volusia	39	2%	Okaloosa	4	0%			
Escambia	37	2%	Baker	3	0%			
Duval	35	2%	Madison	3	0%			
St. Lucie	32	2%	Marion	3	0%			
Clay	24	1%	Bradford	2	0%			
Suwannee	20	1%	Putnam	2	0%			
Hendry	18	1%	Citrus	1	0%			
Martin	15	1%	Columbia	1	0%			
Pasco	14	1%	Desoto	1	0%			
Washington	12	1%	Hardee	1	0%			
Alachua	10	1%	Hernando	1	0%			

Note: cases are summarized by the county of usual residence. Residents and staff may be cases associated with facilities that are not in their county of usual residence, resulting in cases being included below for counties that do not have facilities with known cases.

Coronavirus: characteristics of 223,783 cases

Data through Jul 7, 2020 verified as of Jul 8, 2020 at 09:25 AM

Data in this report are provisional and subject to change.

Tables below include cases in Florida residents and non-Florida residents.

All 67 Florida counties have cases:

County	FL resident		Non-FL resident	Total
Dade	53,367	24%	607	53,974
Broward	23,427	11%	354	23,781
Palm Beach	18,037	8%	194	18,231
Hillsborough	15,996	7%	103	16,099
Orange	14,925	7%	269	15,194
Duval	10,308	5%	131	10,439
Pinellas	9,318	4%	77	9,395
Lee	7,976	4%	149	8,125
Polk	5,873	3%	22	5,895
Collier	5,343	2%	90	5,433
Manatee	4,052	2%	28	4,080
Seminole	3,637	2%	15	3,652
Osceola	3,234	1%	68	3,302
Pasco	3,175	1%	18	3,193
Escambia	2,716	1%	472	3,188
Volusia	3,050	1%	20	3,070
Brevard	2,795	1%	17	2,812
Martin	2,487	1%	16	2,503
St. Lucie	2,418	1%	15	2,433
Sarasota	2,296	1%	38	2,334
Lake	2,067	1%	20	2,087
Leon	1,906	1%	49	1,955
Alachua	1,757	1%	35	1,792
St. Johns	1,493	1%	24	1,517
Clay	1,154	1%	4	1,158
Hendry	1,129	1%		1,129
Marion	1,105	1%	6	1,111
Santa Rosa	985	0%	8	993
Indian River	980	0%	12	992
Charlotte	971	0%	3	974
Okaloosa	952	0%	17	969
Bay	845	0%	35	880
Desoto	775	0%		775
Suwannee	658	0%	15	673
Hernando	652	0%	7	659

County	FL resident		Non-FL resident	Total
Putnam	591	0%	2	593
Hardee	530	0%	6	536
Sumter	511	0%	5	516
Jackson	495	0%	9	504
Gadsden	477	0%	4	481
Citrus	457	0%		457
Highlands	454	0%	3	457
Okeechobee	450	0%	2	452
Monroe	410	0%	17	427
Flagler	415	0%	9	424
Hamilton	402	0%	3	405
Walton	354	0%	41	395
Columbia	389	0%	3	392
Nassau	359	0%	16	375
Madison	268	0%	5	273
Unknown	47	0%	204	251
Liberty	249	0%		249
Levy	222	0%	3	225
Holmes	203	0%	4	207
Glades	189	0%		189
Washington	133	0%	3	136
Gilchrist	124	0%		124
Baker	120	0%		120
Taylor	107	0%	2	109
Calhoun	106	0%		106
Bradford	105	0%		105
Union	99	0%		99
Wakulla	91	0%	3	94
Dixie	90	0%		90
Jefferson	66	0%	3	69
Gulf	54	0%	5	59
Lafayette	48	0%		48
Franklin	18	0%	1	19
Total	220,492		3,291	223,783

Coronavirus: characteristics of 220,492 Florida resident cases

Data through Jul 7, 2020 verified as of Jul 8, 2020 at 09:25 AM

Data in this report are provisional and subject to change.

The table below includes the cities and counties of residence for cases in Florida residents based on the patient's ZIP Code.

Note that city is not always received as part of the initial notification and may be missing while the case is being investigated.

City and county	Cases
Miami, Dade	32,698
Orlando, Orange	11,289
Tampa, Hillsborough	10,129
Jacksonville, Duval	9,481
Hialeah, Dade	7,564
Fort Lauderdale, Broward	5,241
Hollywood, Broward	4,894
West Palm Beach, Palm Beach	4,308
Saint Petersburg, Pinellas	4,249
Homestead, Dade	3,768
Fort Myers, Lee	3,502
Naples, Collier	3,363
Bradenton, Manatee	2,819
Pompano Beach, Broward	2,635
Kissimmee, Osceola	2,590
Lake Worth, Palm Beach	2,565
Pensacola, Escambia	2,393
Boca Raton, Palm Beach	2,068
Tallahassee, Leon	1,881
Lakeland, Polk	1,833
Sarasota, Sarasota	1,724
Cape Coral, Lee	1,661
Clearwater, Pinellas	1,644
Immokalee, Collier	1,634
Lehigh Acres, Lee	1,615
Miami Beach, Dade	1,603
Boynton Beach, Palm Beach	1,598
Miramar, Broward	1,583
Port Saint Lucie, St. Lucie	1,549
Gainesville, Alachua	1,471
Miami Gardens, Dade	1,395
Winter Haven, Polk	1,259
Stuart, Martin	1,234
Delray Beach, Palm Beach	1,178
Opa Locka, Dade	1,144
Brandon, Hillsborough	1,036
Lake Worth Beach, Palm Beach	974
Riverview, Hillsborough	960
Largo, Pinellas	917
Jupiter, Palm Beach	916
Coral Springs, Broward	890
Missing, Broward	852
Apopka, Orange	845
Plant City, Hillsborough	844
Fort Pierce, St. Lucie	820
North Miami Beach, Dade	789
Melbourne, Brevard	783
Sunrise, Broward	772
Indiantown, Martin	766
Sanford, Seminole	766
New Port Richey, Pasco	764
Davie, Broward	762
Ocala, Marion	762
Saint Augustine, St. Johns	698
Doral, Dade	694
Deerfield Beach, Broward	679
Arcadia, Desoto	674
Daytona Beach, Volusia	667
Winter Park, Orange	658

Coronavirus: characteristics of 220,492 Florida resident cases

Data through Jul 7, 2020 verified as of Jul 8, 2020 at 09:25 AM

Data in this report are provisional and subject to change.

The table below includes the cities and counties of residence for cases in Florida residents based on the patient's ZIP Code.

Note that city is not always received as part of the initial notification and may be missing while the case is being investigated.

City and county	Cases
Palmetto, Manatee	642
Royal Palm Beach, Palm Beach	639
Vero Beach, Indian River	624
Oviedo, Seminole	622
Belle Glade, Palm Beach	616
North Miami, Dade	615
Clewiston, Hendry	611
Altamonte Springs, Seminole	601
Palm Beach Gardens, Palm Beach	596
Florida City, Dade	590
Plantation, Broward	588
Panama City, Bay	576
Winter Garden, Orange	571
Live Oak, Suwannee	570
Clermont, Lake	567
Palm Bay, Brevard	557
Tamarac, Broward	546
Deland, Volusia	546
Port Charlotte, Charlotte	541
Orange Park, Clay	538
Bonita Springs, Lee	532
Saint Cloud, Osceola	528
Land O Lakes, Pasco	510
Deltona, Volusia	508
Margate, Broward	500
Palm Harbor, Pinellas	499
Ocoee, Orange	497
Wesley Chapel, Pasco	496
Seminole, Pinellas	478
Coral Gables, Dade	465
Pinellas Park, Pinellas	454
Davenport, Polk	451
Longwood, Seminole	446
Okeechobee, Okeechobee	445
Wellington, Palm Beach	443
Lutz, Hillsborough	433
Hallandale, Broward	429
Coconut Creek, Broward	427
Ruskin, Hillsborough	416
Milton, Santa Rosa	414
North Lauderdale, Broward	411
Jacksonville Beach, Duval	410
Weston, Broward	408
Windermere, Orange	398
Spring Hill, Hernando	392
Labelle, Hendry	391
Valrico, Hillsborough	384
Pembroke Pines, Broward	380
Casselberry, Seminole	379
Cocoa, Brevard	371
Fort Walton Beach, Okaloosa	370
Oakland Park, Broward	361
Lake City, Columbia	361
Missing, Palm Beach	357
Wimauma, Hillsborough	354
Lake Mary, Seminole	344
Palatka, Putnam	334
Punta Gorda, Charlotte	329
Tavares, Lake	327

Coronavirus: characteristics of 220,492 Florida resident cases

Data through Jul 7, 2020 verified as of Jul 8, 2020 at 09:25 AM

Data in this report are provisional and subject to change.

The table below includes the cities and counties of residence for cases in Florida residents based on the patient's ZIP Code.

Note that city is not always received as part of the initial notification and may be missing while the case is being investigated.

City and county	Cases
Palm Coast, Flagler	327
Aventura, Dade	325
Quincy, Gadsden	321
Jasper, Hamilton	310
Haines City, Polk	309
Winter Springs, Seminole	302
South Miami, Dade	300
South Bay, Palm Beach	294
Missing, Dade	288
Miami Lakes, Dade	286
Maitland, Orange	281
Pahokee, Palm Beach	279
Leesburg, Lake	272
Bartow, Polk	265
North Fort Myers, Lee	262
Ponte Vedra Beach, St. Johns	258
Ormond Beach, Volusia	251
Seffner, Hillsborough	251
Zephyrhills, Pasco	251
Wauchula, Hardee	251
North Port, Sarasota	249
Tarpon Springs, Pinellas	249
Middleburg, Clay	246
Port Richey, Pasco	239
Bristol, Liberty	236
Loxahatchee, Palm Beach	232
Missing, Collier	230
Dade City, Pasco	230
Kissimmee, Polk	229
Dunedin, Pinellas	227
Auburndale, Polk	223
Lake Wales, Polk	222
Polk City, Polk	220
Fellsmere, Indian River	219
Hudson, Pasco	214
Riviera Beach, Palm Beach	213
Mulberry, Polk	207
Cantonment, Escambia	206
Port Orange, Volusia	204
Lantana, Palm Beach	200
Gulf Breeze, Santa Rosa	197
Orange City, Volusia	195
Palm City, Martin	195
Merritt Island, Brevard	195
Eustis, Lake	194
Holiday, Pasco	193
Saint Johns, St. Johns	192
Brooksville, Hernando	192
Odessa, Hillsborough	191
Bonifay, Holmes	189
Green Cove Springs, Clay	187
Sebring, Highlands	187
The Villages, Sumter	180
Dover, Hillsborough	179
Missing, Hillsborough	179
Dania, Broward	179
Titusville, Brevard	178
Sneads, Jackson	176
Moore Haven, Glades	175

Coronavirus: characteristics of 220,492 Florida resident cases

Data through Jul 7, 2020 verified as of Jul 8, 2020 at 09:25 AM

Data in this report are provisional and subject to change.

The table below includes the cities and counties of residence for cases in Florida residents based on the patient's ZIP Code.

Note that city is not always received as part of the initial notification and may be missing while the case is being investigated.

City and county	Cases
Estero, Lee	175
Lauderhill, Broward	174
Cooper City, Broward	170
Crestview, Okaloosa	169
Fernandina Beach, Nassau	168
Venice, Sarasota	168
Atlantic Beach, Duval	167
Wilton Manors, Broward	163
Pinecrest, Dade	161
Navarre, Santa Rosa	160
Hobe Sound, Martin	160
Madison, Madison	158
Rockledge, Brevard	158
Gibsonton, Hillsborough	155
Debary, Volusia	154
Avon Park, Highlands	151
Bushnell, Sumter	151
Destin, Okaloosa	150
Frostproof, Polk	149
Missing, Orange	148
Sarasota, Manatee	148
Key West, Monroe	147
Parrish, Manatee	146
Fleming Island, Clay	143
Oldsmar, Pinellas	142
Defuniak Springs, Walton	139
Groveland, Lake	138
Marianna, Jackson	137
Key Biscayne, Dade	137
Apollo Beach, Hillsborough	136
Lauderdale Lakes, Broward	136
Palm Springs, Palm Beach	135
Missing, Duval	135
Panama City Beach, Bay	131
Safety Harbor, Pinellas	129
Mount Dora, Lake	128
Ponte Vedra, St. Johns	126
Fort Meade, Polk	124
Parkland, Broward	124
Inverness, Citrus	123
New Smyrna Beach, Volusia	122
Santa Rosa Beach, Walton	120
Missing, Pasco	120
Bowling Green, Hardee	119
Crescent City, Putnam	117
Missing, Polk	113
Ellenton, Manatee	112
Lithia, Hillsborough	111
North Palm Beach, Palm Beach	109
Pace, Santa Rosa	106
Chiefland, Levy	105
Chipley, Washington	102
Sun City Center, Hillsborough	99
Missing, Hendry	99
Alachua, Alachua	99
Missing, Hardee	98
Neptune Beach, Duval	96
Missing, Lee	93
Perry, Taylor	91

Coronavirus: characteristics of 220,492 Florida resident cases

Data through Jul 7, 2020 verified as of Jul 8, 2020 at 09:25 AM

Data in this report are provisional and subject to change.

The table below includes the cities and counties of residence for cases in Florida residents based on the patient's ZIP Code.

Note that city is not always received as part of the initial notification and may be missing while the case is being investigated.

City and county	Cases
Sebastian, Indian River	91
Trenton, Gilchrist	90
Jacksonville, St. Johns	89
Missing, St. Johns	89
Palmetto Bay, Dade	89
Cocoa Beach, Brevard	89
Jensen Beach, Martin	87
Niceville, Okaloosa	84
Missing, Desoto	84
Satellite Beach, Brevard	81
Blountstown, Calhoun	81
Lynn Haven, Bay	80
Summerfield, Marion	80
Jennings, Hamilton	79
Crawfordville, Wakulla	78
Key Largo, Monroe	76
Macclenny, Baker	76
Holly Hill, Volusia	75
Yulee, Nassau	75
Starke, Bradford	75
Thonotosassa, Hillsborough	74
Crystal River, Citrus	74
Missing, Madison	73
Missing, Santa Rosa	71
Missing, Brevard	70
Missing, Citrus	70
Newberry, Alachua	69
Missing, Osceola	68
Edgewater, Volusia	67
Lake Placid, Highlands	67
Clearwater Beach, Pinellas	66
Pierson, Volusia	66
Avon Park, Polk	65
Minneola, Lake	63
Carol City, Dade	61
Shalimar, Okaloosa	61
Lake Park, Palm Beach	60
Myakka City, Manatee	60
Callahan, Nassau	59
Belleview, Marion	59
Mascotte, Lake	58
Dunnellon, Marion	58
Spring Hill, Pasco	58
Lake Alfred, Polk	58
Missing, Marion	57
Tequesta, Palm Beach	57
Missing, Jackson	56
Tavernier, Monroe	55
West Melbourne, Brevard	55
Williston, Levy	54
Palm Beach, Palm Beach	54
Monticello, Jefferson	53
Englewood, Charlotte	53
Zolfo Springs, Hardee	53
Old Town, Dixie	52
Mary Esther, Okaloosa	52
Chuluota, Seminole	52
Homosassa, Citrus	52
Sorrento, Lake	52

Coronavirus: characteristics of 220,492 Florida resident cases

Data through Jul 7, 2020 verified as of Jul 8, 2020 at 09:25 AM

Data in this report are provisional and subject to change.

The table below includes the cities and counties of residence for cases in Florida residents based on the patient's ZIP Code.

Note that city is not always received as part of the initial notification and may be missing while the case is being investigated.

City and county	Cases
Indialantic, Brevard	51
Gulfport, Pinellas	51
Geneva, Seminole	50
Ave Maria, Collier	50
Missing, Sarasota	50
Missing, Volusia	49
Trinity, Pasco	49
Graceville, Jackson	49
De Leon Springs, Volusia	48
Gotha, Orange	46
Lady Lake, Lake	46
Wildwood, Sumter	46
Havana, Gadsden	46
Marco Island, Collier	46
Medley, Dade	46
Marathon, Monroe	46
Missing, St. Lucie	46
Nokomis, Sarasota	46
Southwest Ranches, Broward	45
Cape Canaveral, Brevard	44
Mayo, Lafayette	42
Missing, Indian River	42
Lake Butler, Union	41
Missing, Seminole	41
Missing, Martin	41
Missing, Hernando	40
Missing, Highlands	40
Fort Myers Beach, Lee	40
Kenneth City, Pinellas	39
Eagle Lake, Polk	38
Missing, Manatee	38
Missing, Escambia	38
Flagler Beach, Flagler	38
Missing, Pinellas	37
Molino, Escambia	36
Montverde, Lake	36
Midway, Gadsden	36
Mims, Brevard	35
Interlachen, Putnam	35
Greenacres, Palm Beach	34
High Springs, Alachua	34
Raiford, Union	34
Alva, Lee	34
West Miami, Dade	33
Missing, Monroe	33
Beverly Hills, Citrus	32
Cross City, Dixie	32
Umatilla, Lake	32
Bronson, Levy	32
Rotunda West, Charlotte	32
Hilliard, Nassau	31
Oxford, Sumter	31
Jay, Santa Rosa	31
Port Saint Joe, Gulf	31
Belle Isle, Orange	31
Miramar Beach, Walton	30
O Brien, Suwannee	30
Zellwood, Orange	30
Lakewood Ranch, Manatee	30

Coronavirus: characteristics of 220,492 Florida resident cases

Data through Jul 7, 2020 verified as of Jul 8, 2020 at 09:25 AM

Data in this report are provisional and subject to change.

The table below includes the cities and counties of residence for cases in Florida residents based on the patient's ZIP Code.

Note that city is not always received as part of the initial notification and may be missing while the case is being investigated.

City and county	Cases
Chattahoochee, Gadsden	29
Missing, Unknown	29
Fruitland Park, Lake	29
Indian Rocks Beach, Pinellas	28
Bunnell, Flagler	28
Missing, Lake	28
Freeport, Walton	28
Seville, Volusia	28
Lecanto, Citrus	28
South Pasadena, Pinellas	27
East Palatka, Putnam	27
El Portal, Dade	27
Archer, Alachua	27
Englewood, Sarasota	27
Fort White, Columbia	26
Hernando, Citrus	26
Oakland, Orange	26
Lake Panasoffkee, Sumter	25
Bal Harbour, Dade	25
Coconut Grove, Dade	25
Dundee, Polk	25
South Daytona, Volusia	25
Christmas, Orange	24
Biscayne Park, Dade	23
Baker, Okaloosa	23
Hallandale Beach, Broward	23
Osprey, Sarasota	23
Melbourne Beach, Brevard	23
Cutler Bay, Dade	23
Bell, Gilchrist	23
Weeki Wachee, Hernando	23
Surfside, Dade	22
Webster, Sumter	22
Sanderson, Baker	22
Florida Dept Of Corrections, Union	22
Islamorada, Monroe	22
Keystone Heights, Clay	22
Viera, Brevard	22
Citra, Marion	21
Gretna, Gadsden	21
Indian Harbour Beach, Brevard	21
Dunnellon, Citrus	21
Branford, Suwannee	21
Missing, Flagler	21
Greenwood, Jackson	20
Sanibel, Lee	20
Felda, Hendry	20
Celebration, Osceola	20
Missing, Leon	20
Missing, Okaloosa	19
Citrus Springs, Citrus	19
Cottondale, Jackson	19
San Antonio, Pasco	19
Hastings, St. Johns	18
Hawthorne, Alachua	18
Lawtey, Bradford	18
Vernon, Washington	18
Missing, Walton	18
Howey-In-The-Hills, Lake	18

Coronavirus: characteristics of 220,492 Florida resident cases

Data through Jul 7, 2020 verified as of Jul 8, 2020 at 09:25 AM

Data in this report are provisional and subject to change.

The table below includes the cities and counties of residence for cases in Florida residents based on the patient's ZIP Code.

Note that city is not always received as part of the initial notification and may be missing while the case is being investigated.

City and county	Cases
Canal Point, Palm Beach	17
Atlantis, Palm Beach	17
Pomona Park, Putnam	17
Mcalpin, Suwannee	17
Sunny Isles Beach, Dade	17
Center Hill, Sumter	17
Century, Escambia	17
Wewahitchka, Gulf	17
Grand Island, Lake	17
Greenville, Madison	17
Melrose, Putnam	16
Malabar, Brevard	16
Altha, Calhoun	16
Fern Park, Seminole	16
Juno Beach, Palm Beach	16
Missing, Gadsden	16
Missing, Nassau	16
Hypoluxo, Palm Beach	16
Satsuma, Putnam	16
Madeira Beach, Pinellas	16
Unknown, Orange	16
Ocklawaha, Marion	16
Youngstown, Bay	15
Hialeah Gardens, Dade	15
Miami Springs, Dade	15
Lake Hamilton, Polk	15
Temple Terrace, Hillsborough	15
Lee, Madison	15
Silver Springs, Marion	15
Bokeelia, Lee	14
Poinciana, Polk	14
Coleman, Sumter	14
North Bay Village, Dade	14
Elkton, St. Johns	14
Lauderdale By The Sea, Broward	14
Lake Helen, Volusia	14
Ochopee, Collier	13
Babson Park, Polk	13
Belleair Beach, Pinellas	13
Grand Ridge, Jackson	13
Morrison, Levy	13
Missing, Clay	13
Grant-Valkaria, Brevard	13
Glen Saint Mary, Baker	13
Big Pine Key, Monroe	12
Bradenton Beach, Manatee	12
The Villages, Lake	12
Missing, Levy	12
Southport, Bay	12
Osteen, Volusia	12
Carrollwood, Hillsborough	12
Princeton, Dade	12
Malone, Jackson	11
Reddick, Marion	11
Missing, Jefferson	11
White Springs, Hamilton	11
Kendall, Dade	11
Patrick Air Force Base, Brevard	11
Yalaha, Lake	11

Coronavirus: characteristics of 220,492 Florida resident cases

Data through Jul 7, 2020 verified as of Jul 8, 2020 at 09:25 AM

Data in this report are provisional and subject to change.

The table below includes the cities and counties of residence for cases in Florida residents based on the patient's ZIP Code.

Note that city is not always received as part of the initial notification and may be missing while the case is being investigated.

City and county	Cases
Odessa, Pasco	11
Naranja, Dade	11
Weirsdale, Marion	11
Crystal Beach, Pinellas	10
Village Of Palmetto Bay, Dade	10
West Park, Broward	10
Missing, Gilchrist	10
Miami Shores, Dade	10
Alafaya, Orange	10
Lighthouse Point, Broward	10
Sweetwater, Dade	10
Astatula, Lake	9
Lady Lake, Sumter	9
Waverly, Polk	9
Missing, Holmes	9
Ona, Hardee	9
Floral City, Citrus	9
Haverhill, Palm Beach	9
Missing, Sumter	9
Belleair, Pinellas	9
Bryceville, Nassau	9
Missing, Bay	9
Missing, Washington	9
Missing, Suwannee	9
Lake Suzy, Desoto	9
Longboat Key, Manatee	8
Astor, Lake	8
Baldwin, Duval	8
Eglin Air Force Base, Okaloosa	8
Summerland Key, Monroe	8
Holmes Beach, Manatee	8
Micanopy, Alachua	8
Nocatee, Desoto	8
Wellborn, Suwannee	8
Fort Denaud, Hendry	8
Hollister, Putnam	8
Waldo, Alachua	8
Steinhatchee, Taylor	8
Singer Island, Palm Beach	8
Fruit Cove, St. Johns	8
Missing, Baker	8
Greensboro, Gadsden	8
Edgewood, Orange	8
San Mateo, Putnam	8
Okahumpka, Lake	8
Oak Hill, Volusia	8
Barefoot Bay, Brevard	8
Alford, Jackson	8
Anthony, Marion	8
Inlet Beach, Walton	8
Golden Beach, Dade	8
Bellview, Escambia	7
Reunion, Osceola	7
Mcdavid, Escambia	7
Placida, Charlotte	7
Callaway, Bay	7
Bay Harbor Islands, Dade	7
Dania Beach, Broward	7
Santa Fe, Alachua	7

Coronavirus: characteristics of 220,492 Florida resident cases

Data through Jul 7, 2020 verified as of Jul 8, 2020 at 09:25 AM

Data in this report are provisional and subject to change.

The table below includes the cities and counties of residence for cases in Florida residents based on the patient's ZIP Code.

Note that city is not always received as part of the initial notification and may be missing while the case is being investigated.

City and county	Cases
Balm, Hillsborough	7
Heathrow, Seminole	7
Hosford, Liberty	7
Sumterville, Sumter	7
Sun City, Hillsborough	6
Venus, Highlands	6
Laurel Hill, Okaloosa	6
Goulds, Dade	6
Paisley, Lake	6
Altoona, Lake	6
Missing, Gulf	6
Saint James City, Lee	6
Valparaiso, Okaloosa	6
Unknown, Dade	6
Missing, Charlotte	6
Missing, Liberty	6
Matlacha, Lee	6
Fountain, Bay	6
Florahome, Putnam	6
Carrabelle, Franklin	6
North Redington Beach, Pinellas	6
Sopchoppy, Wakulla	6
Apalachicola, Franklin	6
Kissimmee, Orange	6
Missing, Glades	6
Ponce Inlet, Volusia	5
Labelle, Glades	5
Winter Park, Seminole	5
Pensacola Beach, Santa Rosa	5
Eastpoint, Franklin	5
Pinetta, Madison	5
Sebastian, Brevard	5
Saint Pete Beach, Pinellas	5
Treasure Island, Pinellas	5
Missing, Dixie	5
Bayonet Point, Pasco	5
Missing, Okeechobee	5
Terra Ceia, Manatee	5
Mangonia Park, Palm Beach	5
Ocean Ridge, Palm Beach	5
Tioga, Alachua	5
Northdale, Hillsborough	4
Missing, Alachua	4
Missing, Bradford	4
Holt, Okaloosa	4
Missing, Lafayette	4
Kindred, Osceola	4
Indian Lake Estates, Polk	4
Poinciana, Osceola	4
Destin, Walton	4
Missing, Calhoun	4
Tice, Lee	4
Homeland, Polk	4
Kathleen, Polk	4
Lutz, Pasco	4
Penney Farms, Clay	4
Long Boat Key, Manatee	4
Missing, Taylor	4
La Crosse, Alachua	4

Coronavirus: characteristics of 220,492 Florida resident cases

Data through Jul 7, 2020 verified as of Jul 8, 2020 at 09:25 AM

Data in this report are provisional and subject to change.

The table below includes the cities and counties of residence for cases in Florida residents based on the patient's ZIP Code.

Note that city is not always received as part of the initial notification and may be missing while the case is being investigated.

City and county	Cases
Tierra Verde, Pinellas	4
Siesta Key, Sarasota	4
Clarksville, Calhoun	3
Captiva, Lee	3
Belleair Bluffs, Pinellas	3
Intercession City, Osceola	3
Mayport, Duval	3
Mango, Hillsborough	3
Brooker, Bradford	3
Candler, Marion	3
Palmdale, Glades	3
Hampton, Bradford	3
Bonifay, Washington	3
Cloud Lake, Palm Beach	3
Plymouth, Orange	3
Missing, Wakulla	3
Azalea Park, Orange	3
Tyndall Air Force Base, Bay	3
Ponce De Leon, Walton	3
Walnut Hill, Escambia	3
Stock Island, Monroe	3
Westville, Holmes	3
Wabasso, Indian River	3
Ybor City, Hillsborough	3
Centerville, Leon	3
Highland City, Polk	3
Elfers, Pasco	3
Bascom, Jackson	3
Buena Ventura Lakes, Osceola	3
Campbellton, Jackson	3
Perdido Key, Escambia	3
Nobleton, Hernando	3
Lorida, Highlands	3
Harmony, Osceola	3
Celebration, Orange	3
Perrine, Dade	3
Wahneta, Polk	3
Unknown Out Of Area, Palm Beach	2
West Palm Beach, Unknown	2
Port Saint John, Brevard	2
Saint Leo, Pasco	2
Sand Lake, Orange	2
At Large, Broward	2
Goodland, Collier	2
Durant, Hillsborough	2
Lake Butler, Bradford	2
Miami, Martin	2
Oneco, Manatee	2
Westchase, Hillsborough	2
Union Park, Orange	2
Dowling Park, Suwannee	2
Eaton Park, Polk	2
Braden River, Manatee	2
City Of Sunrise, Broward	2
Fpo, Duval	2
Gulf Stream, Palm Beach	2
Kenansville, Osceola	2
Miromar Lakes, Lee	2
Missing, Putnam	2

Coronavirus: characteristics of 220,492 Florida resident cases

Data through Jul 7, 2020 verified as of Jul 8, 2020 at 09:25 AM

Data in this report are provisional and subject to change.

The table below includes the cities and counties of residence for cases in Florida residents based on the patient's ZIP Code.

Note that city is not always received as part of the initial notification and may be missing while the case is being investigated.

City and county	Cases
Mount Plymouth, Lake	2
Gulf Breeze, Escambia	2
Hernando Beach, Hernando	2
Hiawassee, Orange	2
Homeless, Hillsborough	2
Eloise, Polk	2
Enterprise, Volusia	2
Lacoochee, Pasco	2
Lamont, Taylor	2
Unknown, Seminole	2
Sugarloaf, Monroe	2
Tallevast, Manatee	2
San Carlos Park, Lee	2
Saint Marks, Wakulla	2
Rubonia, Manatee	2
Pompano Beach, Unknown	2
Lehigh, Lee	2
Longboat Key, Sarasota	2
Homosassa Springs, Citrus	2
Earleton, Alachua	2
Eatonville, Orange	2
Aloma, Orange	2
Branford, Lafayette	2
Sydney, Hillsborough	2
Bay Pines, Pinellas	2
Cudjoe Key, Monroe	2
Cutler Ridge, Dade	2
Missing, Hamilton	2
Lamont, Jefferson	2
Lealman, Pinellas	2
Yankeetown, Levy	2
Davenport, Osceola	2
Dinsmore, Duval	2
Alturas, Polk	2
Forest City, Orange	2
Palma Sola, Manatee	2
Boca Grande, Lee	2
Inlet Beach, Bay	2
Graceville, Holmes	2
Fort Mccoy, Marion	2
Fisher Island, Dade	2
Pembroke Park, Broward	2
Pine Hills, Orange	2
Missing, Union	2
North Venice, Sarasota	2
Hawthorne, Putnam	2
Archer, Levy	2
Lockhart, Orange	2
Kinard, Calhoun	2
Miami, Unknown	2
Ridge Manor, Pasco	2
University Park, Manatee	2
Unknown, Broward	1
Valkaria, Brevard	1
Venice, Hillsborough	1
West Bradenton, Manatee	1
West Villages, Sarasota	1
Wintergarden, Orange	1
River Ranch, Polk	1

Coronavirus: characteristics of 220,492 Florida resident cases

Data through Jul 7, 2020 verified as of Jul 8, 2020 at 09:25 AM

Data in this report are provisional and subject to change.

The table below includes the cities and counties of residence for cases in Florida residents based on the patient's ZIP Code.

Note that city is not always received as part of the initial notification and may be missing while the case is being investigated.

City and county	Cases
Port Everglades, Broward	1
Quail Heights, Dade	1
Ramrod Key, Monroe	1
Seven Springs, Pasco	1
Tallahassee, Unknown	1
The Villages, Marion	1
Loxahatchee Groves, Palm Beach	1
Lake Como, Putnam	1
Jupiter, Duval	1
Lake Monroe, Seminole	1
Laud-By-The-Sea, Broward	1
Palm Beach Shores, Palm Beach	1
Bagdad, Santa Rosa	1
Indian Shores, Pinellas	1
Okeechobee, St. Lucie	1
Oklawaha, Marion	1
Olustee, Baker	1
Orlando, Seminole	1
Palm Shores, Brevard	1
Parker, Bay	1
Sewalls Point, Martin	1
South Daytona Beach, Volusia	1
Switzerland, St. Johns	1
Tampa Palms, Hillsborough	1
Tampa, Pinellas	1
Tangerine, Orange	1
Tewksbury, Orange	1
Unknown, Columbia	1
Unknown, Palm Beach	1
Welaka, Putnam	1
Wesley Chapel, Alachua	1
FI, Dade	1
Fellsmele, Brevard	1
Doctors Inlet, Clay	1
Jacksonville, Unknown	1
Manalapan, Palm Beach	1
Miamf, Dade	1
Milton, Escambia	1
Buckingham, Lee	1
Ar nondale, Hillsborough	1
Aollywoss, Dade	1
Bay Lake, Orange	1
Beverly Beach, Flagler	1
Caryville, Washington	1
Bradley, Polk	1
Estero, Collier	1
Clermont, Orange	1
Clermont, Polk	1
Paxton, Walton	1
Orlando, Brevard	1
Loughman, Polk	1
Gastonia, Polk	1
Goldenrod, Seminole	1
Green Acres, Palm Beach	1
Lake City, Suwannee	1
Lake Harbor, Palm Beach	1
Logwood, Seminole	1
Florida State University, Leon	1
Champions Gate, Polk	1

Coronavirus: characteristics of 220,492 Florida resident cases

Data through Jul 7, 2020 verified as of Jul 8, 2020 at 09:25 AM

Data in this report are provisional and subject to change.

The table below includes the cities and counties of residence for cases in Florida residents based on the patient's ZIP Code.

Note that city is not always received as part of the initial notification and may be missing while the case is being investigated.

City and county	Cases
Chokoloskee, Collier	1
Wimauma, Manatee	1
Saint Petersburg, Dade	1
Smiawic, Dade	1
Scottsmoor, Brevard	1
Live Oak, Columbia	1
Long Key, Monroe	1
Duette, Manatee	1
Fwb, Walton	1
Gibsonia, Polk	1
Greenacres, Unknown	1
Everglades City, Collier	1
Fort Charlotte, Charlotte	1
Bayshore Gardens, Manatee	1
Bonita Springs, Collier	1
Anna Maria, Manatee	1
Apopka, Unknown	1
Saint Cloud, Manatee	1
University Of Central Fl, Orange	1
Valrico, Orange	1
Town N Country, Hillsborough	1
Trilby, Pasco	1
Ponte Vedra Beac, Unknown	1
Redington Beach, Pinellas	1
Ocala, Unknown	1
Panacea, Wakulla	1
Winterpark, Unknown	1
Cape Haze, Charlotte	1
Alva, Escambia	1
Bayou George, Bay	1
Clearwater, Pasco	1
Clewiston, Palm Beach	1
Homossa, Orange	1
Hudson, Pinellas	1
Inglis, Levy	1
Kiiafai, Dade	1
North Fort Myers, Charlotte	1
Rivera Beach, Palm Beach	1
Perth Amboy, Hillsborough	1
Sanford, Orange	1
Sharpes, Brevard	1
Sorrento, Orange	1
Steinhatchee, Dixie	1
Watersound, Bay	1
Unknown, Unknown	1
Unable To Obtain, Palm Beach	1
University Of Tampa, Hillsborough	1
Venice, Manatee	1
Unknown, Volusia	1
Saint Johns, Duval	1
Westville, Walton	1
Miccosukee, Leon	1
Pensacola Beach, Escambia	1
Pine Castle, Orange	1
Ft Pierce, St. Lucie	1
Homeless, Monroe	1
Homeless, Pinellas	1
Hutchinson Island, St. Lucie	1
Key Colony Beach, Monroe	1

Coronavirus: characteristics of 220,492 Florida resident cases

Data through Jul 7, 2020 verified as of Jul 8, 2020 at 09:25 AM

Data in this report are provisional and subject to change.

The table below includes the cities and counties of residence for cases in Florida residents based on the patient's ZIP Code.

Note that city is not always received as part of the initial notification and may be missing while the case is being investigated.

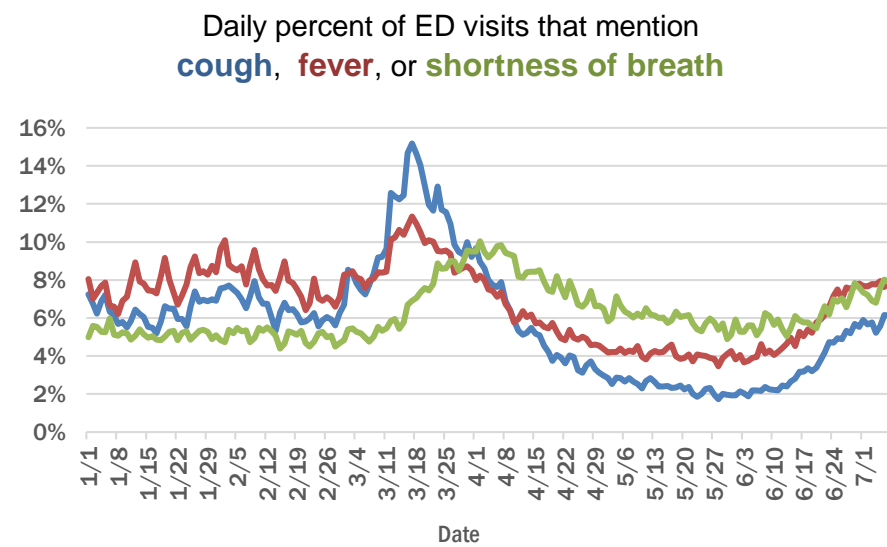
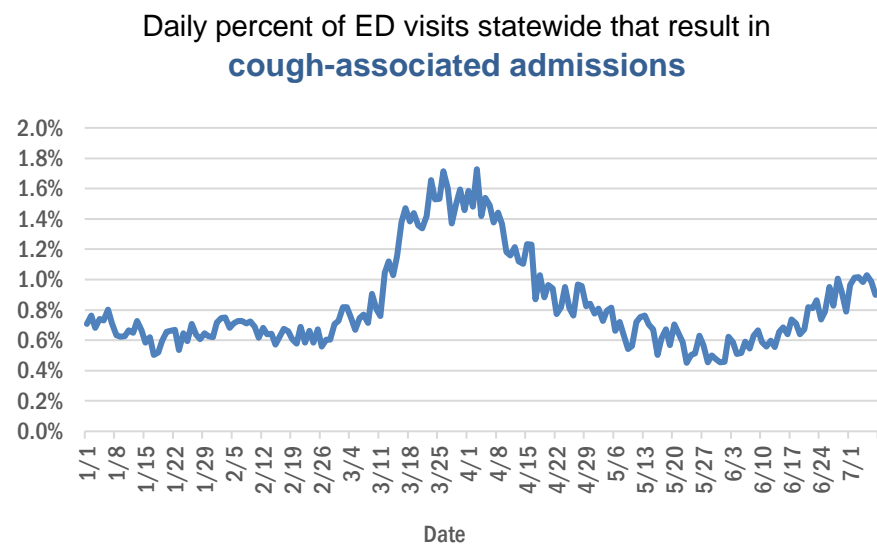
City and county	Cases
Attached, Brevard	1
Alpharetta, Broward	1
Clarcona, Orange	1
New Smyrna, Volusia	1
Miami Dade, Unknown	1
Mayport Naval Housing, Duval	1
Hillsboro Beach, Broward	1
Holder, Citrus	1
Indian River Shores, Indian River	1
Indian Rock Beach, Pinellas	1
Georgetown, Putnam	1
Everglades National Park, Dade	1
Fanning Springs, Gilchrist	1
Fernandina, Nassau	1
Cypress Gardens, Polk	1
Cedar Key, Levy	1
Virginia Gardens, Dade	1
Wakulla Springs, Wakulla	1
Twentynine Palms, Broward	1
South Palm Beach, Palm Beach	1
Okeechobee, Martin	1
Pooler, Broward	1
Salem, Taylor	1
Samoset, Manatee	1
Windermere, Unknown	1
Xifamk, Dade	1
Missing, Franklin	1
Mount Dora, Orange	1
New Church, Palm Beach	1
Jena, Taylor	1
Lauderhill, Unknown	1
Leisure City, Dade	1
Litchfield Park, Unknown	1
Franklin, Orange	1
Haines City, Orange	1
Austin, Dade	1
Astor, Volusia	1
Altamonte Springs, Orange	1
Apo, Collier	1
Clearwater, Hillsborough	1
Seacrest, Bay	1
Point Washington, Walton	1
Pasadena, Pinellas	1
Pensacola Naval Hospital, Escambia	1
West Delray Beach, Palm Beach	1
West Hollywood, Broward	1
Unknown, Duval	1
Total	220,492

Coronavirus: additional surveillance information

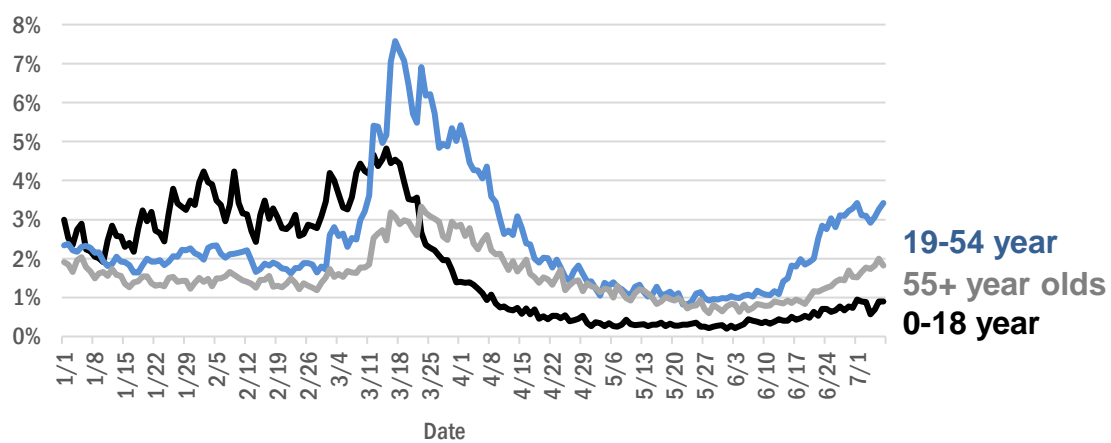
Data through Jul 7, 2020 verified as of Jul 8, 2020 at 09:25 AM

Data in this report are provisional and subject to change.

Statewide emergency department (ED) chief complaint and admission data



Daily percent of ED visits statewide that mention cough by age group



The Electronic Surveillance System for the Early Notification of Community-Based Epidemics (ESSENCE-FL) includes chief complaint data from 211 of 212 Florida EDs. Data are transmitted electronically to ESSENCE-FL daily or hourly.

Coronavirus: All persons with tests reported

Data through Jul 7, 2020 verified as of Jul 8, 2020 at 09:25 AM

Data in this report are provisional and subject to change.

The table below includes persons with laboratory results that the Department of Health has received electronically or by mail/fax for Florida residents and non-Florida residents.

County	Awaiting testing	Inconclusive	Negative	Positive	Percent positive	Total tested
Dade	176	556	328,563	53,974	14%	383,093
Broward	49	146	216,103	23,781	10%	240,030
Palm Beach	176	257	148,967	18,231	11%	167,455
Hillsborough	141	121	133,760	16,099	11%	149,980
Orange	189	185	145,781	15,194	9%	161,160
Duval	84	176	114,842	10,439	8%	125,457
Pinellas	45	50	100,926	9,395	9%	110,371
Lee	21	21	58,931	8,125	12%	67,077
Polk	22	52	50,123	5,895	11%	56,070
Collier	119	27	33,425	5,433	14%	38,885
Manatee	4	29	44,431	4,080	8%	48,540
Seminole	27	32	39,750	3,652	8%	43,434
Osceola	59	54	28,162	3,302	10%	31,518
Pasco	41	19	38,811	3,193	8%	42,023
Escambia	7	12	36,164	3,188	8%	39,364
Volusia	11	34	42,899	3,070	7%	46,003
Brevard	4	10	51,704	2,812	5%	54,526
Martin	42	23	16,244	2,503	13%	18,770
St. Lucie	119	13	23,642	2,433	9%	26,088
Sarasota	7	5	39,728	2,334	6%	42,067
Lake	49	23	37,269	2,087	5%	39,379
Leon	10	77	33,640	1,955	5%	35,672
Alachua		11	45,247	1,792	4%	47,050
St. Johns	39	30	23,121	1,517	6%	24,668
Clay		13	18,793	1,158	6%	19,964
Hendry	1	8	4,715	1,129	19%	5,852
Marion	169	5	26,265	1,111	4%	27,381
Santa Rosa	1	3	13,806	993	7%	14,802
Indian River	26	6	15,691	992	6%	16,689
Charlotte	7	7	13,009	974	7%	13,990
Okaloosa	16	15	15,488	969	6%	16,472
Bay	1	24	8,762	880	9%	9,666
Desoto	6	6	4,741	775	14%	5,522
Suwannee		3	4,105	673	14%	4,781
Hernando	2	2	11,186	659	6%	11,847
Putnam	2	2	7,139	593	8%	7,734
Hardee	1	2	2,406	536	18%	2,944
Sumter	24	8	9,156	516	5%	9,680
Jackson	1	10	5,352	504	9%	5,866
Gadsden	1	12	6,000	481	7%	6,493
Citrus	2	4	10,935	457	4%	11,396
Highlands	6	17	9,750	457	4%	10,224
Okeechobee	1	2	3,760	452	11%	4,214
Monroe	38		6,476	427	6%	6,903
Flagler	6	5	8,938	424	5%	9,367
Hamilton	1	2	2,677	405	13%	3,084
Walton		4	3,853	395	9%	4,252
Columbia	3	5	6,371	392	6%	6,768

Coronavirus: All persons with tests reported

Data through Jul 7, 2020 verified as of Jul 8, 2020 at 09:25 AM

Data in this report are provisional and subject to change.

The table below includes persons with laboratory results that the Department of Health has received electronically or by mail/fax for Florida residents and non-Florida residents.

County	Awaiting testing	Inconclusive	Negative	Positive	Percent positive	Total tested
Nassau	9	6	8,263	375	4%	8,644
Madison	1	4	2,117	273	11%	2,394
Unknown		15	2,749	251	8%	3,015
Liberty		2	2,160	249	10%	2,411
Levy		3	3,450	225	6%	3,678
Holmes		4	2,462	207	8%	2,673
Glades		1	551	189	26%	741
Washington	3	1	1,900	136	7%	2,037
Gilchrist		3	2,406	124	5%	2,533
Baker	1		2,001	120	6%	2,121
Taylor		3	1,535	109	7%	1,647
Calhoun		3	918	106	10%	1,027
Bradford	1	2	2,790	105	4%	2,897
Union			2,421	99	4%	2,520
Wakulla	1	4	2,443	94	4%	2,541
Dixie			1,456	90	6%	1,546
Jefferson		1	1,321	69	5%	1,391
Gulf		1	1,928	59	3%	1,988
Lafayette		1	596	48	7%	645
Franklin	1		1,350	19	1%	1,369
Total	1,773	2,182	2,096,424	223,783	10%	2,322,389

Coronavirus: testing by laboratory

Data through Jul 7, 2020 verified as of Jul 8, 2020 at 09:25 AM

Data in this report are provisional and subject to change.

The numbers in the table below represent the number for whom test results were received by the Department of Health. A person can be tested by more than one laboratory and can have both positive and negative results. **Therefore, the sum of the numbers in each column will be larger than the total number of people tested.**

Reporting lab	Inconclusive	Negative	Positive	Percent positive	Total
QUEST DIAGNOSTICS - TAMPA	1,101	425,700	48,342	10%	475,143
LABORATORY CORPORATION OF AMERICA	338	325,946	38,923	11%	365,207
BIO REFERENCE LABORATORIES, INC	1,182	284,851	39,625	12%	325,658
GENETWORX	654	193,889	11,024	5%	205,567
NORTHWEST LABORATORY	53	96,822	1,765	2%	98,640
REALTOX LABS LLC	605	90,337	6,502	7%	97,444
ADVENT HEALTH LAB	88	86,984	9,141	10%	96,213
MAYO CLINIC LABORATORIES	66	41,782	3,097	7%	44,945
BIOCOLLECTIONS WORLDWIDE, INC	43	36,273	5,112	12%	41,428
BAYCARE LABORATORIES LLC	116	37,619	3,300	8%	41,035
QUEST DIAGNOSTICS NICHOLS INSTITUTE, INC.	107	35,836	3,497	9%	39,440
MEMORIAL REGIONAL HOSPITAL SOUTH	15	32,768	5,968	15%	38,751
MEDICAL DIAGNOSTIC LABORATORIES	222	34,398	3,597	9%	38,217
ORLANDO REG MED CENTER CLINICAL LAB	245	30,759	3,047	9%	34,051
SACRED HEART HOSPITAL LABORATORY	2	31,432	2,509	7%	33,943
TAMPA GENERAL HOSPITAL	4	28,711	1,852	6%	30,567
TESTING MATTERS INC		25,908	3,288	11%	29,196
UF PATHLABS	33	28,191	644	2%	28,868
DIATHERIX LABORATORIES		24,707	2,349	9%	27,056
BPHL-JACKSONVILLE	7	22,432	3,583	14%	26,022
JACKSON MEMORIAL HOSPITAL CLINICAL LAB	67	21,029	3,828	15%	24,924
ARUP LABORATORIES		22,704	1,095	5%	23,799
VIRACOR-EUROFINS LABORATORIES		17,530	5,243	23%	22,773
BPHL-MIAMI	162	16,917	3,006	15%	20,085
BPHL-TAMPA (SPECTRUM BLVD)	43	15,088	2,000	12%	17,131
SHANDS AT THE UNIVERSITY OF FLORIDA	3	16,083	502	3%	16,588
AIT LABORATORIES		12,214	1,117	8%	13,331
CAPE CORAL HOSPITAL CLINICAL LABORATORY		11,299	1,859	14%	13,158
ST VINCENT'S MEDICAL CENTER - RIVERSIDE	1	11,816	997	8%	12,814
LAKELAND REGIONAL MEDICAL CENTER	22	11,710	1,006	8%	12,738
WALGREENS	7	10,377	1,431	12%	11,815
BROWARD GENERAL MEDICAL CENTER-CLINICAL LAB	2	10,398	1,033	9%	11,433
BAPTIST HOSPITAL OF MIAMI CLINICAL LABORATORY	4	8,820	1,350	13%	10,174
KORVALABS, INC	12	9,271	185	2%	9,468
STATLAB_MOBILE		8,550	588	6%	9,138
SHANDS JACKSONVILLE MEDICAL CENTER INC	24	8,526	451	5%	9,001
CLEVELAND CLINIC HOSPITAL LAB	3	8,100	577	7%	8,680
NAPLES COMMUNITY HOSPITAL	10	7,902	733	8%	8,645
FLORIDA HOSPITAL - TAMPA	5	8,105	525	6%	8,635
ADVENTHEALTH DAYTONA BEACH	12	8,052	403	5%	8,467
BAPTIST MEDICAL CENTER JACKSONVILLE	1	7,662	376	5%	8,039
LABCORP BURLINGTON (ELR)	2	7,412	202	3%	7,616
ST JOSEPHS HOSPITAL LABORATORY	6	6,722	682	9%	7,410
REAL DIAGNOSTICS	77	6,449	465	7%	6,991
INTEGRATED REGIONAL LABORATORIES LLP		6,133	739	11%	6,872
PALMETTO GENERAL HOSPITAL LAB	2	5,459	1,321	19%	6,782
MORTON PLANT HOSPITAL-ADLER INSTITUTE	6	6,073	410	6%	6,489

Coronavirus: testing by laboratory

Data through Jul 7, 2020 verified as of Jul 8, 2020 at 09:25 AM

Data in this report are provisional and subject to change.

The numbers in the table below represent the number for whom test results were received by the Department of Health. A person can be tested by more than one laboratory and can have both positive and negative results. **Therefore, the sum of the numbers in each column will be larger than the total number of people tested.**

Reporting lab	Inconclusive	Negative	Positive	Percent positive	Total
MOUNT SINAI MEDICAL CENTER	2	5,979	495	8%	6,476
JFK MEDICAL CENTER LAB		5,188	894	15%	6,082
SARASOTA MEMORIAL HOSPITAL MAIN LAB	12	5,580	399	7%	5,991
SOUTH MIAMI HOSPITAL LAB	8	5,289	694	12%	5,991
MEMORIAL REGIONAL HOSPITAL CLINICAL LABORATORY	5	5,294	378	7%	5,677
SAINT MARY'S MEDICAL CENTER	3	4,914	643	12%	5,560
TALLAHASSEE MEMORIAL HOSPITAL	1	5,173	251	5%	5,425
WELLINGTON REGIONAL MED CTR LAB	2	4,438	602	12%	5,042
NORTH FLORIDA REGIONAL MEDICAL CENTER		4,749	275	5%	5,024
FLORIDA HOSPITAL WATERMAN LABORATORY	9	4,724	248	5%	4,981
INDIAN RIVER MEDICAL CENTER LAB		4,680	167	3%	4,847
BRANDON REGIONAL HOSPITAL		4,127	581	12%	4,708
LARKIN COMMUNITY HOSPITAL	10	3,940	695	15%	4,645
BAPTIST HOSPITAL OF MIAMI MOLECULAR DIAGNOSTICS	37	3,875	437	10%	4,349
NICKLAUS CHILDREN'S HOSPITAL	7	3,843	480	11%	4,330
HOMESTEAD HOSPITAL CLINICAL LABORATORY		3,483	733	17%	4,216
ST ANTHONY'S HOSPITAL LAB	9	3,707	466	11%	4,182
DELRAY MEDICAL CENTER	2	3,637	450	11%	4,089
AEGIS SCIENCES CORPORATION	20	3,911	126	3%	4,057
ECCO LAB GROUP CO	108	3,186	693	17%	3,987
JUPITER MEDICAL CENTER LAB	7	3,435	473	12%	3,915
ARNOLD PALMER MEDICAL CENTER CLINICAL LAB		3,852	56	1%	3,908
WEST KENDALL BAPTIST HOSPITAL LABORATORY	2	3,205	564	15%	3,771
MEMORIAL HOSPITAL JACKSONVILLE	8	3,051	560	15%	3,619
WINTER HAVEN HOSPITAL CLINICAL LABORATORY	1	3,117	489	14%	3,607
ST JOSEPHS HOSPITAL SOUTH LABORATORY	2	3,082	396	11%	3,480
MEASE COUNTRYSIDE LAB		3,120	263	8%	3,383
NEW YORK STATE ELR - SUNRISE MEDICAL LABORATORIES		3,288	77	2%	3,365
QUEST DIAGNOSTICS NICHOLS INSTITUTE - SJC (ELR)	4	2,886	366	11%	3,256
ELABNETWORK		2,907	340	10%	3,247
GOOD SAMARITAN MEDICAL CENTER LAB	1	2,716	451	14%	3,168
OSCEOLA REGIONAL MEDICAL CENTER	1	2,767	365	12%	3,133
MEMORIAL HOSPITAL WEST LABORATORY SERVICES	7	2,777	264	9%	3,048
ORANGE PARK MEDICAL CENTER	4	2,508	523	17%	3,035
GULF COAST MEDICAL CENTER MICROLAB		2,311	700	23%	3,011
BAPTIST MEDICAL CENTER SOUTH		2,783	161	5%	2,944
LAWNWOOD REGIONAL MEDICAL CENTER		2,624	296	10%	2,920
FLORIDA HOSPITAL HEARTLAND MED CTR CLINICAL LAB	1	2,628	138	5%	2,767
MANATEE MEMORIAL HOSPITAL		2,524	241	9%	2,765
CLEVELAND CLINIC MARTIN SOUTH HOSPITAL		2,553	196	7%	2,749
MOFFITT CANCER CENTER	5	2,713	17	1%	2,735
Lee Memorial Hospital		2,242	438	16%	2,680
WESTSIDE REGIONAL MED CTR	1	2,321	342	13%	2,664
BROWARD HEALTH NORTH CLINICAL LABORATORY		2,372	287	11%	2,659

Coronavirus: testing by laboratory

Data through Jul 7, 2020 verified as of Jul 8, 2020 at 09:25 AM

Data in this report are provisional and subject to change.

The numbers in the table below represent the number for whom test results were received by the Department of Health. A person can be tested by more than one laboratory and can have both positive and negative results. **Therefore, the sum of the numbers in each column will be larger than the total number of people tested.**

Reporting lab	Inconclusive	Negative	Positive	Percent positive	Total
HEALTH PARK MEDICAL CENTER CLINICAL LAB		2,150	500	19%	2,650
AVENTURA HOSPITAL LAB		2,017	616	23%	2,633
WEST BOCA MEDICAL CENTER LAB		2,382	234	9%	2,616
NCH NORTH NAPLES HOSPITAL LAB		2,339	275	11%	2,614
MARTIN HOSPITAL SOUTH LAB		2,504	90	3%	2,594
HALIFAX MEDICAL CENTER LAB	3	2,274	289	11%	2,566
CORAL SPRINGS MED CTR		2,373	182	7%	2,555
FLORIDA HOSPITAL WESLEY CHAPEL	1	2,355	185	7%	2,541
NORTH SHORE MEDICAL CENTER		1,976	565	22%	2,541
DOCTORS HOSPITAL	2	2,096	440	17%	2,538
PALM BEACH GARDENS MEDICAL CTR LAB		2,306	222	9%	2,528
MERCY HOSPITAL A CAMPUS OF PLANTATION GEN HOSP LAB		2,039	468	19%	2,507
LARGO MEDICAL CENTER		2,179	268	11%	2,447
CORAL GABLES HOSPITAL CLINICAL LABORATORY		1,966	457	19%	2,423
PALMS WEST HOSPITAL LAB		1,943	442	19%	2,385
OAK HILL HOSPITAL		2,235	126	5%	2,361
BAPTIST HOSPITAL LABORATORY	4	2,073	242	10%	2,319
WEST FLORIDA HOSPITAL LAB		1,911	381	17%	2,292
BETHESDA HOSPITAL EAST		2,058	218	10%	2,276
FLORIDA HOSPITAL ZEPHYRHILLS		2,159	113	5%	2,272
NORTHWEST MEDICAL CENTER		1,815	368	17%	2,183
FLORIDA HOSPITAL FLAGLER	2	2,073	100	5%	2,175
BLAKE MEDICAL CENTER		1,803	276	13%	2,079
MARTIN MEMORIAL HEALTH SYSTEM LABORATORY		1,880	154	8%	2,034
FLORIDA MEDICAL CENTER - A CAMPUS OF NORTH SHORE	2	1,722	297	15%	2,021
REGIONAL MEDICAL CENTER BAYONET POINT	1	1,833	94	5%	1,928
NEMOURS CHILDRENS HOSPITAL		1,875	35	2%	1,910
MORTON PLANT-MEASE		1,756	114	6%	1,870
CARDIOTROPIC LABS		1,464	380	21%	1,844
Capital Regional Medical Ctr		1,592	249	14%	1,841
ST JOSEPHS NORTH HOSPITAL LAB		1,658	181	10%	1,839
IMPERIAL POINT MEDICAL CENTER		1,695	141	8%	1,836
NORTHSIDE HOSPITAL AND HEART INSTITUTE		1,582	252	14%	1,834
MEDICAL CENTER OF TRINITY CLINICAL LABORATORY		1,603	230	13%	1,833
FLORIDA HOSPITAL OF CARROLLWOOD		1,586	212	12%	1,798
DR. P. PHILLIPS HOSPITAL		1,660	19	1%	1,679
PLANTATION GENERAL HOSPITAL		1,333	330	20%	1,663
FLORIDA HOSPITAL DELAND		1,411	230	14%	1,641
OCALA REGIONAL MEDICAL CENTER		1,534	96	6%	1,630
BAPTIST MEDICAL CENTER - BEACHES		1,549	63	4%	1,612
WESTCHESTER HOSPITAL	10	1,369	214	13%	1,593
LAKWOOD RANCH MEDICAL CENTER		1,470	112	7%	1,582
LAKE CITY MEDICAL CENTER		1,301	281	18%	1,582
OPTEO LABORATORY		1,500	24	2%	1,524
SOUTH LAKE HOSPITAL CLINICAL LAB		1,500	24	2%	1,524

Coronavirus: testing by laboratory

Data through Jul 7, 2020 verified as of Jul 8, 2020 at 09:25 AM

Data in this report are provisional and subject to change.

The numbers in the table below represent the number for whom test results were received by the Department of Health. A person can be tested by more than one laboratory and can have both positive and negative results. **Therefore, the sum of the numbers in each column will be larger than the total number of people tested.**

Reporting lab	Inconclusive	Negative	Positive	Percent positive	Total
SOUTH FLORIDA BAPTIST HOSPITAL MICRO	1	1,326	196	13%	1,523
ST LUCIE MEDICAL CENTER		1,294	206	14%	1,500
CENTRAL FLORIDA REGIONAL HOSPITAL		1,315	167	11%	1,482
MEMORIAL HOSPITAL- MIRAMAR	5	1,320	91	6%	1,416
GULF COAST MEDICAL CENTER LAB		1,232	139	10%	1,371
ST VINCENT'S MEDICAL CENTER - SOUTHSIDE		1,303	25	2%	1,328
LEE HEALTH COCONUT POINT CLINICAL LAB		1,117	204	15%	1,321
FLORIDA HOSPITAL NORTH PINELLAS	5	1,237	69	5%	1,311
LEESBURG REGIONAL MEDICAL CENTER		1,199	111	8%	1,310
BAPTIST MEDICAL CENTER - NASSAU		1,252	40	3%	1,292
MEMORIAL HOSPITAL MICRO		1,179	101	8%	1,280
HIALEAH HOSPITAL	3	926	333	26%	1,262
PHYSICIANS REGIONAL MEDICAL CENTER - PINE RIDGE RD		1,037	211	17%	1,248
MEMORIAL HOSPITAL PEMBROKE	2	1,105	110	9%	1,217
WEST PALM HOSPITAL LAB		1,053	151	13%	1,204
UNIVERSITY HOSPITAL AND MEDICAL CENTER		972	232	19%	1,204
CLINICORE LABS		1,112	88	7%	1,200
UNIVERSITY OF MIAMI HOSPITAL	5	794	381	32%	1,180
CITRUS MEMORIAL HOSPITAL LABORATORY		1,140	21	2%	1,161
POINCIANA MEDICAL CENTER		892	244	21%	1,136
ST PETERSBURG GENERAL HOSPITAL		824	312	27%	1,136
VISTA CLINICAL		740	394	35%	1,134
MEASE DUNEDIN HOSPITAL		1,041	89	8%	1,130
SOUTH SEMINOLE HOSPITAL LABORATORY		1,093	21	2%	1,114
WEST MARION COMMUNITY HOSPITAL LAB		1,048	56	5%	1,104
DOCTORS HOSPITAL OF SARASOTA CLINICAL LABORATORY		1,011	89	8%	1,100
QUEST DIAGNOSTICS	2	883	202	19%	1,087
OVIEDO MEDICAL CENTER		924	157	15%	1,081
QUEST DIAGNOSTICS LENEXA	1	1,035	41	4%	1,077
FORT WALTON BEACH MEDICAL CENTER		962	103	10%	1,065
BAYFRONT MEDICAL CENTER		814	239	23%	1,053
MILLENNIUM PHYSICIAN GROUP		821	175	18%	996
LMHS		901	75	8%	976
QUEST DIAGNOSTICS - WEST HILLS		926	31	3%	957
LOWER KEYS MEDICAL CENTER		882	44	5%	926
PALMS OF PASADENA HOSPITAL		811	103	11%	914
APPLIED INGENUITY DIAGNOSTICS LLC		876	33	4%	909
ORLANDO VA MEDICAL CENTER		836	69	8%	905
FLORIDA HOSPITAL FISH MEMORIAL		782	119	13%	901
QUEST DIAGNOSTICS - MIRAMAR	6	281	599	68%	886
SOUTH BAY HOSPITAL MICRO		766	97	11%	863
BAPTIST NORTH EMERGENCY CENTER		637	218	25%	855
VIKOR SCIENTIFIC	2	599	241	29%	842
QUEST NEW ENGLAND	1	769	33	4%	803
RAULERSON HOSPITAL		704	97	12%	801
ST VINCENTS CLAY COUNTY		774	22	3%	796
PHYSICIANS REGIONAL MEDICAL CENTER - COLLIER BLVD	1	669	125	16%	795

Coronavirus: testing by laboratory

Data through Jul 7, 2020 verified as of Jul 8, 2020 at 09:25 AM

Data in this report are provisional and subject to change.

The numbers in the table below represent the number for whom test results were received by the Department of Health. A person can be tested by more than one laboratory and can have both positive and negative results. **Therefore, the sum of the numbers in each column will be larger than the total number of people tested.**

Reporting lab	Inconclusive	Negative	Positive	Percent positive	Total
BARTOW REGIONAL MEDICAL CENTER		682	97	12%	779
MEDCOMP SCIENCES LLC	16	535	213	28%	764
THE VILLAGES REGIONAL HOSPITAL		711	48	6%	759
FLORIDA HOSPITAL ORLANDO		745	12	2%	757
PUTNAM COMMUNITY MEDICAL CENTER		692	56	7%	748
ADVENTHEALTH OCALA LABORATORY		684	37	5%	721
TWIN CITIES HOSPITAL		665	37	5%	702
QUEST DIAGNOSTICS - ATLANTA		604	95	14%	699
BMCT Molecular Diagnostics Subsection		566	127	18%	693
QUEST DIAGNOSTICS INFECTIOUS DISEASE INC		270	379	58%	649
BETHESDA HOSPITAL WEST		610	31	5%	641
SYNERGY LABORATORIES	1	599	32	5%	632
HIGHLANDS REGIONAL MEDICAL CENTER		585	45	7%	630
LAKESIDE MEDICAL CENTER		397	231	37%	628
AVENTUS BIOLABS	1	378	230	38%	609
VISTA CLINICAL DIAGNOSTICS		356	246	41%	602
CAPSTONE HEALTHCARE		403	190	32%	593
ENGLEWOOD COMMUNITY HOSPITAL		554	33	6%	587
CLEVELAND CLINIC TRADITION HOSPITAL		485	59	11%	544
GULF BREEZE HOSPITAL LAB	1	482	53	10%	536
ORLANDO HEALTH		10	509	98%	519
EGLIN AIRFORCE BASE LAB		477	38	7%	515
CLEVELAND CLINIC MARTIN NORTH HOSPITAL		434	74	15%	508
MAKO MEDICAL LABORATORIES	8	201	264	56%	473
SACRED HEART-EMERALD COAST		394	67	15%	461
MARTIN MEMORIAL HEALTH SYSTEMS LABORATORY		407	33	8%	440
AMERICAN HEALTH ASSOCIATES	4	160	254	61%	418
VAMC ORLANDO		296	119	29%	415
MARINERS HOSPITAL		366	46	11%	412
BAPTIST EMERGENCY CENTER OAKLEAF		353	55	13%	408
BAPTIST HEALTH EMERGENCY CENTER COUNTRY WALK		367	36	9%	403
ACCESS MEDICAL LABORATORIES		113	281	71%	394
LEE MEMORIAL HOSPITAL LAB			390	100%	390
ACCESSDX	2	191	194	50%	387
PATIENTS CHOICE LABORATORIES		174	211	55%	385
QUEST DIAGNOSTICS WOOD DALE		347	29	8%	376
QUEST	1	70	298	81%	369
QUEST DIAGNOSTICS NICHOLS INSTITUTE	5	349	15	4%	369
BAPTIST EMERGENCY CENTER CLAY		337	23	6%	360
LAB24 INC			348	100%	348
QUEST DIAGNOSTICS - IRVING	6	179	144	44%	329
AVERO DIAGNOSTICS - IRVING		290	27	9%	317
DAVITA LABS		283	26	8%	309
APPLIED INGENUITY DIAGNOSTICS		272	26	9%	298
PANCARE OF FLORIDA, INC			295	100%	295
SOUTHEAST ALABAMA MEDICAL CENT		280	13	4%	293
CLARITY LABS		239	48	17%	287

Coronavirus: testing by laboratory

Data through Jul 7, 2020 verified as of Jul 8, 2020 at 09:25 AM

Data in this report are provisional and subject to change.

The numbers in the table below represent the number for whom test results were received by the Department of Health. A person can be tested by more than one laboratory and can have both positive and negative results. **Therefore, the sum of the numbers in each column will be larger than the total number of people tested.**

Reporting lab	Inconclusive	Negative	Positive	Percent positive	Total
BIO COLLECTIONS INC	1	151	133	47%	285
MEMORIAL PEMBROKE 24/7 CARE CENTER		219	65	23%	284
LABCORP RTP	1	38	244	86%	283
NCH NORTHEAST		197	85	30%	282
BARDMOOR LABORATORY		245	34	12%	279
HEALTHQUEST ESOTERICS		63	210	77%	273
JACKSON HOSPITAL LAB		249	24	9%	273
NCH HEALTHCARE SYSTEM MICROBIOLOGY LAB			270	100%	270
DYNIX DIAGNOSTICS		184	74	29%	258
TAMPA COMMUNITY HOSPITAL		172	85	33%	257
ECCOLAB GROUP	1	72	175	71%	248
PATIENTS FIRST - MAHAN DRIVE		140	102	42%	242
NEW YORK STATE ELR - LENCO MEDICAL LABORATORY		221	12	5%	233
MAKO GENOMICS		217	8	4%	225
PHYSICIANS STAT LAB		132	92	41%	224
PWN HEALTH		86	137	61%	223
BIOREFERENCE LABORATORIES		16	188	92%	204
GENESIS REFERENCE LABORATORIES		1	198	99%	199
UAB HIGHLANDS LABORATORY		199			199
JACKSON HOSPITAL CLINICAL LABORATORY		176	22	11%	198
CORE DIAGNOSTIC LABORATORIES LLC		173	23	12%	196
MEDSCAN LABORATORY INC		136	58	30%	194
NEW YORK STATE ELR - NORTH SHORE LONG ISLAND JEWISH HEALTH		176	14	7%	190
FLO-MEDILAB SERVICES		80	103	56%	183
LUMINUS DIAGNOSTICS		139	39	22%	178
NCF DIAGNOSTICS & DNA TECHNOLOGIES	9	14	153	87%	176
THERADOC		149	27	15%	176
NEW YORK STATE ELR - DEPARTMENT OF CLINICAL LABS		172	4	2%	176
MILLENNIUM PATHOLOGY			167	100%	167
PATHNOSTICS		21	142	87%	163
LABCORP		18	144	89%	162
ADVANCE MEDICAL OF NAPLES			160	100%	160
MARTIN MEMORIAL LABORATORY AT ST LUCIE WEST		138	21	13%	159
ST CLOUD REGIONAL MEDICAL CENTER		125	31	20%	156
HENDRY REGIONAL MEDICAL CENTER		2	154	99%	156
LAB CORP		53	99	65%	152
GENESIS MEDICAL LABORATORY MIAMI FL.		78	68	47%	146
BOSTON HEART DIAGNOSTICS CORP		138	4	3%	142
INFORM DIAGNOSTICS		140	1	1%	141
ORLANDO VAMC		79	60	43%	139
TENNESSEE DOH - NASHVILLE	1	123	13	9%	137
BAPTIST MD ANDERSON CANCER CENTER		135			135
PATIENT'S FIRST		2	126	98%	128
PATHGROUP LABS LLC		85	42	33%	127
MEMPHIS PATHOLOGY LABORATORY		121	4	3%	125
SANFORD REFERENCE LAB		125			125
NEW YORK STATE ELR - NYU HOSPITALS CENTER CLINICAL LABORATORIES		119	4	3%	123

Coronavirus: testing by laboratory

Data through Jul 7, 2020 verified as of Jul 8, 2020 at 09:25 AM

Data in this report are provisional and subject to change.

The numbers in the table below represent the number for whom test results were received by the Department of Health. A person can be tested by more than one laboratory and can have both positive and negative results. **Therefore, the sum of the numbers in each column will be larger than the total number of people tested.**

Reporting lab	Inconclusive	Negative	Positive	Percent positive	Total
BMHSI-AEL MICROBIOLOGY LABORATORY	2	102	19	15%	123
ORLANDO VETERANS AFFAIRS MEDICAL CENTER		32	86	73%	118
QUALITOX LABORATORIES		96	18	16%	114
LABCORP TAMPA	1	15	98	86%	114
NCH HEALTHCARE BONITA		89	25	22%	114
ALLIED HEALTH FORT PIERCE		112			112
INTEGRATED REGIONAL LABORATORIES		99	10	9%	109
EXPRESS GENE MOLECULAR DIAGNOSTIC LABORATORY		2	106	98%	108
UAB UNIVERSITY OF ALABAMA HOSPITAL LAB		104	3	3%	107
ASAP LAB LLC		90	17	16%	107
LEHIGH REGIONAL MEDICAL CENTER LAB		93	12	11%	105
LABTECH DIAGNOSTIC		83	17	17%	100
NIGHT LITE PEDIATRICS		46	54	54%	100
FLAGLER HOSPITAL	3	15	82	82%	100
NEW YORK STATE ELR - NEW YORK PRESBYTERIAN HOSPITAL CUMC CLINICAL		88	11	11%	99
JAY HOSPITAL CLINICAL LABORATORY		88	10	10%	98
UNKNOWN		7	90	93%	97
NEO GENOMICS - FORT MYERS		95	2	2%	97
FLORIDA HOSPITAL WAUCHULA		47	48	51%	95
DIAGNOSTIC SOLUTIONS		3	90	97%	93
VAMC WEST PALM LAB			92	100%	92
PALM BEACH COUNTY HEALTH DEPT LAB		91	1	1%	92
ASCEND CLINICAL		89	3	3%	92
SMA SPECIALITY MEDICAL LAB		43	48	53%	91
SUNRISE MEDICAL LABORATORIES		63	28	31%	91
IRL MARKET LAB		60	31	34%	91
HOLY CROSS HOSPITAL LABORATORY			90	100%	90
BUREAU OF CLINICAL LABORATORIES		73	14	16%	87
ROSEN MEDICAL CENTER		83	4	5%	87
JAMES A. HALEY VETERANS MICRO LAB			86	100%	86
MILLENNIUM PATHOLOGY/MICROBIOLOGY LABORATORY			86	100%	86
GENETWORKX		15	69	82%	84
BAY PINES VAMC CLINICAL LABORATORY		1	83	99%	84
SPARROW HEALTHCARE		1	78	99%	79
STEWART REFERENCE LABORATORY			78	100%	78
AVECINA MEDICAL OAKLEAF			76	100%	76
MICROGEN DX		1	74	99%	75
BIOCERNA LLC	2	58	15	20%	75
NEW YORK STATE ELR - NEW YORK HOSPITAL LABORATORIES		71	4	5%	75
MAYO CLINIC LABS - ROCHESTER MAIN CAMPUS		71	1	1%	72
NEW YORK STATE ELR - MOUNT SINAI LABORATORY		64	7	10%	71
USAFSAM/PHE		23	48	68%	71
UHEALTH CORAL GABLES/LENNAR MED CTR		64	6	9%	70
VETERANS AFFAIRS MEDICAL CENTER LAB			70	100%	70
HOLMES REGIONAL MEDICAL CENTER		3	66	96%	69
Highlands Regional Hospital		63	6	9%	69
ADVENT HEALTH DAYTONA		1	67	99%	68

Coronavirus: testing by laboratory

Data through Jul 7, 2020 verified as of Jul 8, 2020 at 09:25 AM

Data in this report are provisional and subject to change.

The numbers in the table below represent the number for whom test results were received by the Department of Health. A person can be tested by more than one laboratory and can have both positive and negative results. **Therefore, the sum of the numbers in each column will be larger than the total number of people tested.**

Reporting lab	Inconclusive	Negative	Positive	Percent positive	Total
CENTRAL FLORIDA HEALTH CARE		46	21	31%	67
NORTH FLORIDA PEDIATRICS-TALLAHASSEE		60	6	9%	66
NONE		17	48	74%	65
CENTRA CARE			62	100%	62
DAVITA LABORATORY SERVICES		48	14	23%	62
ST JUDE CHILDREN'S RESEARCH HOSPITAL		55	6	10%	61
FLORIDA HOSPITAL HEARTLAND MED CTR LAKE PLACID		46	13	22%	59
FLORIDA COMMUNITY HEALTH CENTERS INC			59	100%	59
GESSLER CLINIC			58	100%	58
HOLY CROSS HOSPITAL		1	55	98%	56
MEDICAL DIAGNOSTICS LABORATORIES,INC		15	41	73%	56
P4 CLINICAL, LLC			55	100%	55
UR MEDICINE LABS- CENTRAL LABORATORY		53			53
VAMC LAKE CITY		51	1	2%	52
MARTIN MEMORIAL MEDICAL CENTER LAB		10	41	80%	51
AVERO DIAGNOSTICS		41	9	18%	50
GENE BY GENE			50	100%	50
BROWARD HEALTH MEDICAL CENTER		1	49	98%	50
MILLENNIUM LAB SERVICES			50	100%	50
P4 DIAGNOSTIX LABORATORY NETWORK		1	48	98%	49
VAMC BAY PINES		1	47	98%	48
SARASOTA CO. HEALTH DEPT # 58		37	11	23%	48
H LEE MOFFITT CANCER CENTER MICRO		46			46
BIOREFERENCE LABORATORY		1	44	98%	45
FULGENT DIAGNOSTICS	3	36	6	13%	45
NEW YORK STATE ELR - ENZO CLINICAL LABS INC		42	1	2%	43
NEW YORK STATE ELR - WADSWORTH HEALTH CENTER		40	3	7%	43
HURLBURT FIELD CLINIC		23	18	44%	41
BAPTIST HEALTH SOUTH FLORIDA		3	37	93%	40
QUEST TAMPA (NEW YORK ELR)		31	9	23%	40
BAYCARE LAB		1	39	98%	40
CENTRACARE		1	38	97%	39
UNITED CLINICAL LABORATORY LLC			39	100%	39
LABCORP BURLINGTON (LPP)		9	30	77%	39
Assurance Scientific Laboratories		28	11	28%	39
ORLANDO VA PALMS		2	36	95%	38
FISHERMENS HOSPITAL CLINICAL LAB		37	1	3%	38
FINLAY CLINICAL LABORATORY		24	14	37%	38
NAVY HOSPITAL			38	100%	38
MILLENNIUM PHYSICIANS GROUP			38	100%	38
NEW YORK STATE ELR - EMPIRECITY LABORATORIES		32	5	14%	37
FLORIDA HOSPITAL NEW SMYRNA		4	32	89%	36
ACUTIS DIAGNOSTICS		33	3	8%	36
ST. CLOUD MEDICAL GROUP		35			35
IRL		4	31	89%	35
FLORIDA LABORATORY ANALYSIS		26	9	26%	35
VHA PUBLIC HEALTH REFERENCE LABORATORY- PALO ALTO		27	7	21%	34

Coronavirus: testing by laboratory

Data through Jul 7, 2020 verified as of Jul 8, 2020 at 09:25 AM

Data in this report are provisional and subject to change.

The numbers in the table below represent the number for whom test results were received by the Department of Health. A person can be tested by more than one laboratory and can have both positive and negative results. **Therefore, the sum of the numbers in each column will be larger than the total number of people tested.**

Reporting lab	Inconclusive	Negative	Positive	Percent positive	Total
HOSPITAL FOR SPECIAL SURGERY		32	1	3%	33
C.W. BILL YOUNG VA MEDICAL CENTER		3	30	91%	33
CLINICAL REFERENCE LABORATORY		28	4	13%	32
PROVIDENCE HOSPITAL LABORATORY		31	1	3%	32
RCA LABORATORY SERVICES, LLC		3	28	90%	31
BioReference Laboratories, Inc		21	10	32%	31
MORTON PLANT HOSPITAL			31	100%	31
QUEST DIAGNOSTICS-VERO BEACH-37TH ST		31			31
NONA SCIENTIFIC			31	100%	31
CURATIVE LABS			30	100%	30
MEDARBOR DIAGNOSTICS		1	28	97%	29
EAST MANATEE FAMILY	1		28	97%	29
LAB CORP TAMPA			28	100%	28
MAVERICK LABS			28	100%	28
DESOTO MEMORIAL HOSPITAL LAB			28	100%	28
SMA MEDICAL LABORATORY		8	20	71%	28
LAB CORP RTP	1	2	24	89%	27
FINLAY CLINICAL LABORATORY INC		26	1	4%	27
SOUTH LAKE HOSPITAL		1	26	96%	27
TRADITION MEDICAL CENTER LABORATORY		7	20	74%	27
CDC		17	9	35%	26
NEW YORK STATE ELR - MONTEFIORE MEDICAL CENTER LABORATORIES - MOSES		20	6	23%	26
MORTON PLANT HOSPITAL/LAB		1	25	96%	26
CAREMOUNT MEDICAL - PATHOLOGY		26			26
SUNCOAST LABS			25	100%	25
BAYCARE HEALTH SYSTEM		1	24	96%	25
P4CLINICAL	3	1	21	84%	25
SOLARIS DIAGNOSTICS		1	24	96%	25
TAMPA GENERAL HOSPITAL CLINICAL LAB			25	100%	25
QUEST DIAGNOSTIC INC		2	22	92%	24
HEALTH FIRST-HOLMES REGIONAL			24	100%	24
LABORATORY DYNAMICS		20	3	13%	23
UNIVERSITY OF MIAMI HOSPITAL & CLINICS		20	3	13%	23
MEDICAL DIAGNOSTIC LAB		1	22	96%	23
DYNAMIC MEDICAL USA			23	100%	23
LABORATORY CORP OF AMERICA	1	4	18	78%	23
ORLANDO REGIONAL MEDICAL CENTER		1	22	96%	23
ST. ANTHONY'S HOSPITAL			22	100%	22
ST JOSEPHS CHILDRENS OUTREACH			22	100%	22
LABFIRST - DEPARTMENT OF PATHOLOGY		22			22
PENNSYLVANIA DEPT OF HEALTH		19	3	14%	22
INTEGRITY LABORATORIES			22	100%	22
UNKNOWN - BAD FACILITY CODE		2	20	91%	22
CAPITAL REGIONAL MEDICAL CENTER		1	21	95%	22
ALL CHILDREN'S HOSPITAL LAB		1	21	95%	22
DEPARTMENT OF VETERANS AFFAIRS JAMES A. HALEY VETERANS HOSPITAL			22	100%	22
JACKSON MEMORIAL HOSPITAL			21	100%	21

Coronavirus: testing by laboratory

Data through Jul 7, 2020 verified as of Jul 8, 2020 at 09:25 AM

Data in this report are provisional and subject to change.

The numbers in the table below represent the number for whom test results were received by the Department of Health. A person can be tested by more than one laboratory and can have both positive and negative results. **Therefore, the sum of the numbers in each column will be larger than the total number of people tested.**

Reporting lab	Inconclusive	Negative	Positive	Percent positive	Total
HUNTSVILLE HOSPITAL LABORATORY		18	3	14%	21
FLORIDA CLINICAL LABORATORY-BIOREFERENCE LABORATORIES		2	19	90%	21
ST VINCENT'S BIRMINGHAM LABORATORY		20			20
LEON MEDICAL CENTER			20	100%	20
BROWARD HEALTH CORAL SPRINGS EPIDEMIOLOGY DEPT			20	100%	20
ST. MARY'S MEDICAL CENTER LAB			20	100%	20
ST. CLOUD HOSPITAL		20			20
QUEST DIAGNOSTICS NICHOLS INSTITUTE- LPP		3	17	85%	20
NEW YORK STATE ELR - NEWYORK-PRESBYTERIAN/QUEENS DIAGNOSTIC		19	1	5%	20
SACRED HEART HOSPITAL ON THE GULF		10	9	47%	19
INTEGRATED REGIONAL LABORATORIES - LARGO			19	100%	19
EGLIN REGIONAL MEDICAL CENTER		4	15	79%	19
MIAMI BEACH COMMUNITY HEALTH CENTER			19	100%	19
NEW YORK STATE ELR - WHITE PLAINS HOSPITAL CENTER LAB		19			19
MED HEALTH SERVICES		18			18
SUNPATH MEDICAL DIAGNOSTICS LABORATORY			18	100%	18
QUEST DIAGNOSTICS INC.			18	100%	18
NITE LITE PEDIATRICS		3	15	83%	18
STONE WASH CLINICAL LABORATORIES		2	16	89%	18
NEW YORK STATE ELR - KALEIDA HEALTH CENTER FOR LABORATORY		13	4	24%	17
FAWCETT MEMORIAL HOSPITAL-LAB		1	16	94%	17
AVECINA MEDICAL JULINGTON		3	14	82%	17
WATSON CLINIC LLP SOUTH			17	100%	17
KENDALL REGIONAL MEDICAL CENTER LAB			17	100%	17
MACDILL AIRFORCE BASE MICRO		14	3	18%	17
CLEVELAND CLINIC FOUNDATION		9	8	47%	17
CHILDREN'S HOSPITAL OF ALABAMA		17			17
LABCORP BIRMINGHAM		4	12	75%	16
MIAMI VA HEALTHCARE SYSTEM			16	100%	16
LABORATORY SPECIALISTS OF MICHIGAN			16	100%	16
NEW YORK STATE ELR - BROOKDALE UNIVERSITY HOSPITAL		16			16
AMELIA URGENT CARE			16	100%	16
MOBILE INFIRMARY MED CENTER PATH LAB		14	2	13%	16
ARUP		4	12	75%	16
POPLAR HEALTHCARE PLLC	1	10	5	31%	16
VA		15	1	6%	16
TOM LEE COMMUNITY HEALTH CENTER			16	100%	16
PALO ALTO VA MEDICAL CENTER		1	14	93%	15
NXGEN MDX		11	4	27%	15
QUESTDIAGNOSTICS INCORPORATED		1	14	93%	15
NEW PLANT CITY FAMILY CARE			15	100%	15
DIATHERIX		13	2	13%	15
NEW YORK STATE ELR - STONY BROOK UNIVERSITY MEDICAL CENTER		12	3	20%	15
TGH		1	14	93%	15
HEALTH CENTRAL HOSPITAL			14	100%	14
UNITED CLINICAL LABS			14	100%	14
PATRICK AIR FORCE BASE		1	13	93%	14

Coronavirus: testing by laboratory

Data through Jul 7, 2020 verified as of Jul 8, 2020 at 09:25 AM

Data in this report are provisional and subject to change.

The numbers in the table below represent the number for whom test results were received by the Department of Health. A person can be tested by more than one laboratory and can have both positive and negative results. **Therefore, the sum of the numbers in each column will be larger than the total number of people tested.**

Reporting lab	Inconclusive	Negative	Positive	Percent positive	Total
AMERICAN RESEARCH LABS		1	13	93%	14
IPSUM DIAGNOSTICS			14	100%	14
MADISON CORE LABORATORIES		13	1	7%	14
ADVENT HEALTH FISH MEMORIAL		2	12	86%	14
ARTHREX MEDICAL CENTER			14	100%	14
PHYSICIANS REGIONAL HEALTHCARE SYSTEM			14	100%	14
Quest Diag Unspecifd		4	10	71%	14
PACIFIC ANALYTICS			14	100%	14
QUEST DIAGNOSTICS INCORPORATED			14	100%	14
QDX PATHOLOGY SERVICES		10	3	23%	13
VA MEDICAL CENTER		5	8	62%	13
QUEST DIAGNOSTICS NICHOLS INSTITUTE - SJC (LPP)		9	4	31%	13
GRAVITY DIAGNOSTICS		9	4	31%	13
XERA MED RESEARCH			13	100%	13
TIDE LABORATORIES		3	10	77%	13
NEW YORK STATE ELR - CATHOLIC HEALTH SYSTEM DEPT LABORATORY		13			13
GENPATH			13	100%	13
FLORIDA DEPARTMENT OF HEALTH		9	4	31%	13
BROWARD DIALYSIS			12	100%	12
AVECINA MEDICAL SOUTHSIDE			12	100%	12
NAVAL HOSPITAL - JACKSONVILLE		1	11	92%	12
SHORELINE PHYSICIAN GROUP			12	100%	12
NEW YORK STATE ELR - LENOX HILL HOSPITAL		11	1	8%	12
PARRISH MEDICAL CENTER		1	11	92%	12
ADVANCED URGENT CARE		10	2	17%	12
WHITE WILSON MEDICAL CENTER CLINIC			12	100%	12
NEW YORK STATE ELR - QUEST DIAGNOSTICS INCORPORATED		9	3	25%	12
MEDCOMP SCIENCES			12	100%	12
PROTEUS MOLECULAR AND CLINICAL LAB		8	4	33%	12
ST. JOSEPHS HOSPITAL			12	100%	12
BIO-REFERENCE LABORATORIES			12	100%	12
CORE DIAGNOSTIC LABORATORIES			12	100%	12
ST FRANCIS HOSPITAL		8	3	27%	11
LAB INTERMARKET FACILITY LAB			11	100%	11
INDIAN RIVER MEDICAL CENTER		11			11
CURATIVE LABS INC			11	100%	11
NEW YORK STATE ELR - UNIVERSITY HOSPITAL, STONY BROOK SOUTHAMPTON		11			11
BAY MEDICAL CENTER SACRED HEART HEALTH SYSTEM			11	100%	11
OUT OF STATE		11			11
AMERICAN ESOTERIC LABORATORIES			11	100%	11
FLORIDA DEPT OF HEALTH		4	7	64%	11
BROWARD HEALTH CARE			10	100%	10
PARKWEST MEDICAL CENTER		9	1	10%	10
PARK WEST MEDICAL CENTER		10			10
DOH			10	100%	10
LAKE BALDWIN CBOC		9	1	10%	10
ESCAMBIA COMMUNITY CLINIC			10	100%	10

Coronavirus: testing by laboratory

Data through Jul 7, 2020 verified as of Jul 8, 2020 at 09:25 AM

Data in this report are provisional and subject to change.

The numbers in the table below represent the number for whom test results were received by the Department of Health. A person can be tested by more than one laboratory and can have both positive and negative results. **Therefore, the sum of the numbers in each column will be larger than the total number of people tested.**

Reporting lab	Inconclusive	Negative	Positive	Percent positive	Total
BAPTIST SOUTH MEDICAL CENTER		2	8	80%	10
NEW YORK STATE ELR - ROCHESTER GENERAL HOSPITAL LABORATORY		9	1	10%	10
SANTA ROSA MEDICAL CENTER			10	100%	10
SUNQUEST		2	8	80%	10
VAMC GAINESVILLE		2	8	80%	10
MED ARBOR			10	100%	10
NEW JERSEY DEPARTMENT OF HEALTH COMMUNICABLE DISEASE SERVICE		3	7	70%	10
LABCORP - MIAMI		4	6	60%	10
UNIVERSITY HEALTH SYSTEM INC		10			10
JACKSON HEALTH SYSTEM			9	100%	9
DOCTORS MEMORIAL HOSPITAL		6	3	33%	9
SEVEN RIVERS REGIONAL MEDICAL CENTER			9	100%	9
ALL CHILDREN'S HOSPITAL/LAB			9	100%	9
UVMMC MICROBIOLOGY		9			9
UPMC CHAUTAUQUA AT WCA LABORATORY		9			9
CORE LABORATORY		1	8	89%	9
ST. JOSEPH HOSPITAL LAB			9	100%	9
CLARITY LAB SOLUTIONS		3	6	67%	9
ASSOCIATED CLINICAL LABORATORIES		9			9
CITRUS MEMORIAL HEALTH SYSTEM LAB		1	8	89%	9
DIAGNOSTIC LABORATORY OF OKLAHOMA		9			9
CAPE CANAVERAL HOSPITAL			9	100%	9
USA HEALTH UNIVERSITY HOSPITAL CLINICAL LABORATORY		9			9
NEW YORK STATE ELR - WILSON MEMORIAL REGIONAL MEDICAL CENTER		9			9
325TH MEDICAL GROUP			9	100%	9
MICHIGAN DEPARTMENT OF HEALTH AND HUMAN SERVICES			9	100%	9
ACCU REFERENCE MEDICAL LAB			8	100%	8
ST JOSEPHS HOSPITAL			8	100%	8
MIAMI VAMC			8	100%	8
EAST ALABAMA MEDICAL CENTER LABORATORY		6	2	25%	8
THE COMMONWEALTH OF MASSACHUSETTS			8	100%	8
AEL- MEMPHIS			8	100%	8
DELRAY MEDICAL CENTER LAB			8	100%	8
MOFFITT CANCER CENTER		6	2	25%	8
LABCORP - CLEARWATER		3	5	63%	8
DEVANSH LAB WERKS INC		6	2	25%	8
BAYFRONT HEALTH BROOKSVILLE			8	100%	8
MOLECULAR TESTING LABS			8	100%	8
BAYFRONT		8			8
VENICE REGIONAL MEDICAL CENTER			8	100%	8
JACKSON NORTH MEDICAL CENTER		1	7	88%	8
NORTH SHORE UNIVERSITY HOSPITAL LABORATORY		8			8
AMERICAN PATHOLOGY PARTNERS		7	1	13%	8
BAYCARE OUTREACH LABORATORY SERVICES		1	7	88%	8
GENEUS DIAGNOSTICS			8	100%	8
EXPERTUS LABORATORIES INC		8			8
LAB PLUS, LLC AT SAINT THOMAS WEST HOSPITAL		6	2	25%	8

Coronavirus: testing by laboratory

Data through Jul 7, 2020 verified as of Jul 8, 2020 at 09:25 AM

Data in this report are provisional and subject to change.

The numbers in the table below represent the number for whom test results were received by the Department of Health. A person can be tested by more than one laboratory and can have both positive and negative results. **Therefore, the sum of the numbers in each column will be larger than the total number of people tested.**

Reporting lab	Inconclusive	Negative	Positive	Percent positive	Total
ST JOSEPH'S HEALTHLINE		1	7	88%	8
FLORIDA COMMUNITY HEALTH CENTER OF ST. LUCIE			8	100%	8
ST MARY'S MEDICAL CENTER		1	7	88%	8
CONSOLIDATED LAB SERVICES		8			8
GRAVITY DIAGNOSTICS, LLC		3	5	63%	8
BAPTIST CLAY			8	100%	8
PATHGROUP LABS			7	100%	7
BIO REFERENCE LABORATORIES		2	5	71%	7
NORTH BAY HOSPITAL			7	100%	7
WATSON CLINIC LLP MAIN			7	100%	7
NO NAME		5	2	29%	7
NORTH CAROLINA DEPARTMENT OF HEALTH & HUMAN SERVICES			7	100%	7
US BIOTEK LABORATORIES			7	100%	7
PALM BAY HOSPITAL		1	6	86%	7
ADVENTHEALTH LAB			7	100%	7
SEBASTIAN RIVER MEDICAL CENTER		4	3	43%	7
VIERA HOSPITAL			7	100%	7
MACDILL AFB HOSPITAL		1	6	86%	7
LONGLEAF DIAGNOSTIC LABORATORIES		2	5	71%	7
LABCORP INC		1	6	86%	7
CENTRA CARE - SAND LAKE			7	100%	7
QUEST INFECTIOUS DISEASE		3	4	57%	7
WESTPAC LABS			7	100%	7
MAYO CLINIC DEPT OF LAB MED PATHOLOGY			7	100%	7
SOUTHEAST ALABAMA MEDICAL CENTER			6	100%	6
NEW YORK STATE ELR - CATHOLIC HEALTH SERVICES REGIONAL LABORATORY		4	2	33%	6
PERSONALIZED GENETIC TESTING			6	100%	6
STATE LAB		1	5	83%	6
SACRED HEART HEALTH SYSTEM			6	100%	6
LEE MEMORIAL LAB GULF COAST			6	100%	6
CLEVELAND CLINIC			6	100%	6
LEE COUNTY HEALTH DEPARTMENT		4	2	33%	6
PRIDE DIAGNOSTICS		6			6
NEW YORK STATE ELR - JAMAICA HOSPITAL MEDICAL CENTER		6			6
DYNAMIC DNA LAB			6	100%	6
MICHIGAN DEPARTMENT OF COMMUNITY HEALTH		1	5	83%	6
MID-FLORIDA PATHOLOGY		3	3	50%	6
SANFORD LABORATORIES		6			6
FLORIDA DEPARTMENT OF HEALTH IN LAKE COUNTY		3	3	50%	6
LECONTE MEDICAL CENTER LAB		5	1	17%	6
ST JOSEPH HOSPITAL		5	1	17%	6
DOCTOR'S IN HOUSE LAB			6	100%	6
ARCHBOLD MEMORIAL HOSPITAL/LAB		3	3	50%	6
BROWARD COUNTY HEALTH DEPT.			5	100%	5
ST ANTHONY NORTH			5	100%	5
ADVENT HEALTH CENTRA CARE: WATERFORD LAKES			5	100%	5
SELECT REFERENCE LABORATORIES, LLC			5	100%	5

Coronavirus: testing by laboratory

Data through Jul 7, 2020 verified as of Jul 8, 2020 at 09:25 AM

Data in this report are provisional and subject to change.

The numbers in the table below represent the number for whom test results were received by the Department of Health. A person can be tested by more than one laboratory and can have both positive and negative results. **Therefore, the sum of the numbers in each column will be larger than the total number of people tested.**

Reporting lab	Inconclusive	Negative	Positive	Percent positive	Total
BOCA RATON REGIONAL HOSPITAL LAB			5	100%	5
AEL KNOXVILLE			5	100%	5
BIOTECH			5	100%	5
NEW YORK STATE ELR - LOURDES HOSPITAL INC		5			5
XRL SXF REF LAB		5			5
PATHOGENIUS LABORATORIES		2	3	60%	5
PENSACOLA PEDIATRICS			5	100%	5
MILLENNIUM PHYSICIAN GROUP LCC			5	100%	5
HEALTH FIRST-PALM BAY			5	100%	5
NEW YORK STATE ELR - GOOD SAMARITAN HOSPITAL LABORATORY		5			5
AMERICAN HEALTH ASSOCIATES OF TAMPA			5	100%	5
FULGENT GENETICS		3	2	40%	5
JFK MEDICAL CENTER NORTH LAB			5	100%	5
CANTON-POTSDAM HOSPITAL LABORATORY		5			5
NORTHWELL HEALTH PLAINVIEW HOSPITAL LABORATORY		4	1	20%	5
DEPARTMENT OF VETERANS AFFAIRS MEDICAL CENTER			5	100%	5
LABCORP BURLINGTON CYTO		4	1	20%	5
TAMIAMI LAB MILLENNIUM			5	100%	5
GENESIS DIAGNOSTICS			5	100%	5
NEW YORK STATE ELR - WESTCHESTER MEDICAL CENTER		5			5
SPECIALITY LABORATORIES,INC		4	1	20%	5
CONNECTICUT DEPARTMENT OF HEALTH		4	1	20%	5
SMA LAB		3	2	40%	5
CHILDREN'S HOSPITAL OF PHILADELPHIA		5			5
ADVENTHEALTH CENTRA CARE ORMOND BEACH			5	100%	5
UPMC HEALTH SYSTEM		4	1	20%	5
CLINICAL PATHOLOGY LABORATORIES, INC.			5	100%	5
ST VINCENTS MEDICAL CENTER RIVERSIDE NURSING			5	100%	5
SOUTH SEMINOLE HOSPITAL		1	4	80%	5
TRUE HEALTH DIAGNOSTICS		1	4	80%	5
LAB			5	100%	5
ST. JOSEPH'S HOSPITAL LAB			5	100%	5
ST CATHERINE OF SIENA HOSPITAL		5			5
ST VINCENT'S EAST LABORATORY		5			5
PROMEDICA LABORATORIES		4			4
PRECISION LABS LLC		1	3	75%	4
OKLAHOMA STATE UNIVERSITY DIAGNOSTIC LAB			4	100%	4
NORTHWEST FLORIDA COMMUNITY HOSPITAL		1	3	75%	4
NEW YORK STATE ELR - HUDSON VALLEY HOSPITAL CENTER LABORATORY		3	1	25%	4
SUNCOAST COMMUNITY HEALTH CENTERS PEDIATRICS			4	100%	4
NEW YORK PRESBYTERIAN - ALLEN HOSPITAL		4			4
LABCORP - NAPLES			4	100%	4
MAYO CLINIC LABS - ROCHESTER SUPERIOR DRIVE			4	100%	4
PRATTVILLE BAPTIST HOSPITAL		3	1	25%	4
MERCY HOSPITAL MIAMI LAB			4	100%	4
Diatherix Laboratories, LLC		1	3	75%	4
BAY PINES VA		1	3	75%	4

Coronavirus: testing by laboratory

Data through Jul 7, 2020 verified as of Jul 8, 2020 at 09:25 AM

Data in this report are provisional and subject to change.

The numbers in the table below represent the number for whom test results were received by the Department of Health. A person can be tested by more than one laboratory and can have both positive and negative results. **Therefore, the sum of the numbers in each column will be larger than the total number of people tested.**

Reporting lab	Inconclusive	Negative	Positive	Percent positive	Total
THOMAS JEFFERSON UNIVERSITY HOSPITAL		4			4
UMHC/SYLVESTER AT KENDALL			4	100%	4
ST ELIZABETH MEDICAL CENTER LABORATORY		4			4
SOUTHEAST FAMILY HEALTHCARE CENTER			4	100%	4
STATEN ISLAND UNIVERSITY HOSPITAL-POUCH		4			4
FINLAY C. LABORATORY		3	1	25%	4
HEALTH FIRST-VIERA HOSPITAL			4	100%	4
VAMC			4	100%	4
HEALTH FIRST CAPE CANAVERAL HOSPITAL			4	100%	4
FLOWERS HOSPITAL		1	3	75%	4
NEW YORK STATE ELR - VASSAR BROTHERS MEDICAL CENTER LABORATORY		4			4
EXPRESS TESTING-ONE			4	100%	4
HUNTINGTON HOSPITAL LABORATORY		3	1	25%	4
LEHIGH VALLEY HOSPITAL		3	1	25%	4
VENICE REGIONAL MEDICAL LAB SERVICES			4	100%	4
LAKELAND REGIONAL HEALTH			4	100%	4
NEW YORK STATE ELR - JAMES J PETERS VA MEDICAL CENTER		2	2	50%	4
COMMUNITY HEALTH OF SOUTH FLORIDA			4	100%	4
MEDICAL LABORATORY DIAGNOSTICS			4	100%	4
NEW YORK STATE ELR - ST PETER'S BENDER LABORATORY		4			4
NEW YORK STATE ELR - BROOKLYN HOSPITAL CENTER DOWNTOWN CAMPUS		4			4
QUEST DIAGNOSTICS- MELBOURNE			4	100%	4
BOND CLINIC			4	100%	4
TRUGENX			4	100%	4
THE CENTER FOR URGENT CARE		3	1	25%	4
CAYUGA MEDICAL CENTER AT ITHACA		4			4
DTR LABS		3	1	25%	4
DAVITA LABORATORY		4			4
MISSOURI DEPARTMENT OF HEALTH AND SENIOR SERVICES			4	100%	4
PEDIATRIC HEALTH CARE ALLIANCE			4	100%	4
QUEST DIAGNOSTIC			3	100%	3
ASCENSION ST. VINCENT'S PRIMARY CARE			3	100%	3
MONTEFIORE NEW ROCHELLE HOSPITAL		3			3
PUBLIC HEALTH LAB		3			3
PRIVA PATH LABS			3	100%	3
AVELLINO LAB USA INC		3			3
JACKSON SOUTH COMMUNITY HOSPITAL LAB			3	100%	3
PENNSYLVANIA DEPARTMENT OF HEALTH BUREAU OF LABORATORIES			3	100%	3
CENTRAL FLORIDA HEALTH CARE INC			3	100%	3
FLORIDA CLINICAL LAB			3	100%	3
GULF COAST MOLECULAR LABORATORIES			3	100%	3
ARNOT OGDEN MEDICAL CENTER LABORATORY		3			3
PALMS WEST HOSPITAL			3	100%	3
WINTER HAVEN HOSPITAL			3	100%	3
NICHOLS INSTITUTE QUEST DIAGNOSTICS		2	1	33%	3
ST LUKES HOSPITAL LABORATORY		2	1	33%	3
MAYO MEDICAL LABORATORIES		2	1	33%	3

Coronavirus: testing by laboratory

Data through Jul 7, 2020 verified as of Jul 8, 2020 at 09:25 AM

Data in this report are provisional and subject to change.

The numbers in the table below represent the number for whom test results were received by the Department of Health. A person can be tested by more than one laboratory and can have both positive and negative results. **Therefore, the sum of the numbers in each column will be larger than the total number of people tested.**

Reporting lab	Inconclusive	Negative	Positive	Percent positive	Total
BAYCARE OUTREACH LABORATORY HOSPITAL			3	100%	3
BAYONET POINT MEDICAL CENTER			3	100%	3
BROOKWOOD BAPTIST MEDICAL CENTER		3			3
FAMILY HEALTH CENTERS OF SWF LABS			3	100%	3
NEW YORK STATE ELR - LABORATORY ALLIANCE OF CENTRAL NEW		3			3
BEAUMONT LABORATORY			3	100%	3
DOH JACKSONVILLE CENTRAL LABORATORY		3			3
UNKNOWN LAB			3	100%	3
GENUS DIAGNOSTICS			3	100%	3
PINELLAS COUNTY HEALTH DEPARTMENT		2	1	33%	3
BAYCARE LABORATORIES			3	100%	3
NORTH OKALOOSA MEDICAL CENTER			3	100%	3
FRANCES WARDE MEDICAL LABORATORY		1	2	67%	3
EMERGENCY MEDICAL CENTER			3	100%	3
ILLINOIS DEPARTMENT OF PUBLIC HEALTH			3	100%	3
LAB CORP OF AMERICA		1	2	67%	3
SHELBY COUNTY HEALTH CARE CORPORATION		1	2	67%	3
VA OUTPATIENT			3	100%	3
ANNE BATES LEACH EYE HOSPITAL/ ABLEH MICROBIOLOGY LABORATORY		2	1	33%	3
WAKEMED		1	2	67%	3
ROCKLEDGE			3	100%	3
NEW YORK STATE ELR - BRONX LEBANON HOSPITAL-MEDICAL CENTER		3			3
JOE DIMAGGIO CHILDREN'S HOSPITAL		1	2	67%	3
Cleveland Clinic Laboratories		1	2	67%	3
DOH-TAMPA BRANCH LABORATORY (MLK BLVD)			3	100%	3
KEY WEST URGENT CARE, INC		3			3
LAKE WALES MEDICAL CENTER INC			3	100%	3
NORTH BROWARD HOSPITAL DISTRICT HEALTHCARE FOR THE HOMELESS			3	100%	3
METHODIST MEDICAL CENTER		2	1	33%	3
BARONESS ERLANGER HOSPITAL		3			3
VIRTUA VOORHEES HOSPITAL		3			3
HEALTHLINK DIAGNOSTIC LABORATORIES		1	2	67%	3
OPTUM LABS LLC			3	100%	3
CLINICORE			3	100%	3
TAMPA GENERAL HOSPITAL LABORATORY			3	100%	3
TIMBER RIDGE LABORATORY			3	100%	3
TYNDALL AFB			3	100%	3
ACH			3	100%	3
INDIAN RIVER CHD VERO BEACH		2	1	33%	3
NEW YORK STATE ELR - ERIE COUNTY MEDICAL CTR CLINICAL LABS		3			3
LEE MEMORIAL HEALTH PARK LAB			3	100%	3
LABCORP DIAGNOSTICS-MIAMI		2	1	33%	3
COLORADO DEPARTMENT OF PUBLIC HEALTH AND ENVIRONMENT			3	100%	3
LAKE CITY VETERANS HOSPITAL			3	100%	3
BRANCH MEDICAL CLINIC			3	100%	3
ALLSOUTH URGENT CARE			3	100%	3
CBS LABORATORY			3	100%	3

Coronavirus: testing by laboratory

Data through Jul 7, 2020 verified as of Jul 8, 2020 at 09:25 AM

Data in this report are provisional and subject to change.

The numbers in the table below represent the number for whom test results were received by the Department of Health. A person can be tested by more than one laboratory and can have both positive and negative results. **Therefore, the sum of the numbers in each column will be larger than the total number of people tested.**

Reporting lab	Inconclusive	Negative	Positive	Percent positive	Total
NEW YORK STATE ELR - QUEST DIAGNOSTICS NICHOLS		3			3
NEW YORK STATE ELR - SOUTHSIDE HOSPITAL NORTHWELL HEALTH LABORATORY		2	1	33%	3
VIRGINIA DIVISION OF CONSOLIDATED LABORATORIES			3	100%	3
STATEN ISLAND UNIVERSITY HOSPITAL		2			2
WALGREENS #5317		2			2
JOHNSON CITY MEDICAL CENTER		1	1	50%	2
CELERION			2	100%	2
IOWA DEPARTMENT OF PUBLIC HEALTH			2	100%	2
SAMARITAN MEDICAL CENTER		2			2
GEORGIA DEPARTMENT OF PUBLIC HEALTH			2	100%	2
Cleveland Clinic Weston			2	100%	2
PREMIER LABORATORY SERVICES, LLC			2	100%	2
MAGNOLIA DIAGNOSTIC			2	100%	2
SSM HEALTH ST LOUIS MICROBIOLOGY LABORATORY		1	1	50%	2
SHELBY BAPTIST MEDICAL CENTER			2	100%	2
MARSHALL MEDICAL CENTER SOUTH LAB		2			2
PPD			2	100%	2
UC CORAL GABLES			2	100%	2
ST. MARYS MEDICAL CENTER			2	100%	2
LABCORP RARITAN		2			2
POARCH BANC CREEK INDIANS TRIBAL HEALTH DEPARTMENT			2	100%	2
BAYFRONT HEALTH SPRING HILL			2	100%	2
MY CLINICAL LAB			2	100%	2
BETH ISRAEL DEACONESS MEDICAL CENTER			2	100%	2
LABCORP PHOENIX			2	100%	2
ALTRU DIAGNOSTICS INC			2	100%	2
CONNECTDX			2	100%	2
CLINICAL PATHOLOGY LABS		1	1	50%	2
THE VILLAGES CLINICAL LAB		2			2
NEW YORK STATE ELR - AUBURN COMMUNITY HOSPITAL		2			2
NEW YORK STATE DEPARTMENT OF HEALTH		1	1	50%	2
NEW YORK STATE ELR - JACOBI MEDICAL CENTER		2			2
DORAL URGENT CARE			2	100%	2
FLORIDA DEPARTMENT OF HEALTH IN HILLSBOROUGH COUNTY			2	100%	2
IRL MARKET LAB ALACHUA		1	1	50%	2
ABBOTT			2	100%	2
OMNI			2	100%	2
PALM BEACH PATHOLOGY		2			2
SARASOTA MEMORIAL MEDICAL URGENT CARE CENTER			2	100%	2
INTERCOASTAL MEDICAL GROUP			2	100%	2
GEISINGER MEDICAL CENTER		2			2
FCHC (OB)-DARWIN SQUARE CTR.			2	100%	2
ST. JOSEPH REGIONAL MEDICAL CENTER			2	100%	2
BAYFRONT HEALTH ER PINELLAS PARK		2			2
SCDHEC BUREAU OF LABORATORIES			2	100%	2
UNIVERSITY HOSPITAL			2	100%	2
WOLFSON CHILDREN'S HOSPITAL			2	100%	2

Coronavirus: testing by laboratory

Data through Jul 7, 2020 verified as of Jul 8, 2020 at 09:25 AM

Data in this report are provisional and subject to change.

The numbers in the table below represent the number for whom test results were received by the Department of Health. A person can be tested by more than one laboratory and can have both positive and negative results. **Therefore, the sum of the numbers in each column will be larger than the total number of people tested.**

Reporting lab	Inconclusive	Negative	Positive	Percent positive	Total
URGENT CARE TCMA			2	100%	2
OHIO STATE UNIVERSITY WEXNER MEDICAL CENTER			2	100%	2
BAY CARE			2	100%	2
MEMORIAL SLOAN KETTERING CANCER CENTER		1	1	50%	2
ALABAMA DEPARTMENT OF PUBLIC HEALTH			2	100%	2
HOME ACCESS HEALTH			2	100%	2
NEW YORK STATE ELR - LONG ISLAND JEWISH VALLEY STREAM		2			2
LEESBURG REGIONAL MEDICAL CENTER		1	1	50%	2
X-GENE MOLECULAR LABS			2	100%	2
VIRTUA MEMORIAL HOSPITAL BURLINGTON COUNTY			2	100%	2
HEALTHMARK REGIONAL HOSPITAL LAB			2	100%	2
AHSE ROP		2			2
GULF COAST MEDICAL GROUP			2	100%	2
MHHS All Lab Subsection		2			2
LINCOLN MEDICAL AND MENTAL HEALTH CENTER		2			2
NAPHCARE, INC.			2	100%	2
SIGNATURE CARE PFLUGERVILLE			2	100%	2
ADVANCED MEDICAL CARE			2	100%	2
CONEMAUGH MEMORIAL MEDICAL CENTER		2			2
LABCORP - OHIO			2	100%	2
LABCORP - STUART		1	1	50%	2
TREASURE COAST COMMUNITY HEALTH			2	100%	2
ACHS		2			2
DEACONESS HOSPITAL			2	100%	2
MONTANA PUBLIC HEALTH LAB			2	100%	2
BIOFIRE			2	100%	2
BAPTIST MEDICAL CENTER EAST		1	1	50%	2
GALEN BAYLOR EXTENSION		2			2
OKLAHOMA STATE DEPARTMENT OF HEALTH-PUBLIC HEALTH LABORATORY			2	100%	2
NEW YORK STATE ELR - SAMARITAN HOSPITAL LABORATORY		2			2
NEW YORK STATE ELR - SARATOGA HOSPITAL LABORATORY		2			2
BAYFRONT HEALTH PUNTA GORDA			2	100%	2
QUEST DIAGNOSTICS INCORPORATED			2	100%	2
QUEENS HOSPITAL CENTER		2			2
NORTH FLORIDA/SOUTH GEORGA VETERANS HEALTH SYSTEM			2	100%	2
QUEST DIAGNOSTICS-N ST PETERSBURG-5TH			2	100%	2
FLORIDA CLINICAL LABORATORY INC			2	100%	2
NEW HAMPSHIRE DEPARTMENT OF HEALTH AND HUMAN SERVICES		1	1	50%	2
AMERICAN FAMILY CARE- ORANGE BEACH			2	100%	2
MONTEFIORE ST LUKE'S CORNWALL HOSPITAL		2			2
NEW HAMPSHIRE PUBLIC HEALTH LABORATORIES		2			2
NEW YORK STATE ELR - ORANGE REGIONAL MEDICAL CENTER LABORATORY		2			2
CALHOUN LIBERTY HOSPITAL			2	100%	2
NORTHERN DUTCHESS HOSPITAL LABORATORY		2			2
SKY RIDGE MEDICAL CENTER - MICRO			1	100%	1
PERDIDO URGENT CARE			1	100%	1
TEXAS DEPARTMENT OF STATE HEALTH SERVICES			1	100%	1

Coronavirus: testing by laboratory

Data through Jul 7, 2020 verified as of Jul 8, 2020 at 09:25 AM

Data in this report are provisional and subject to change.

The numbers in the table below represent the number for whom test results were received by the Department of Health. A person can be tested by more than one laboratory and can have both positive and negative results. **Therefore, the sum of the numbers in each column will be larger than the total number of people tested.**

Reporting lab	Inconclusive	Negative	Positive	Percent positive	Total
QUEST ELR		1			1
SHANDS AT LAKE SHORE LAB			1	100%	1
THE HEART HOSPITAL BAYLOR PLANO			1	100%	1
CFCH - FROSTPROOF			1	100%	1
SCIENCE CARE			1	100%	1
SOUTH GEORGIA MEDICAL CENTER			1	100%	1
RDX BIOSCIENCE,			1	100%	1
UNITED CLINICAL LABORATORIES			1	100%	1
ST FRANCIS			1	100%	1
State Lab Unspecifd			1	100%	1
CELEBRATION HOSPITAL			1	100%	1
COLLIER COUNTY HEALTH DEPT.			1	100%	1
CBC LAB			1	100%	1
SOUTHEAST GEORGIA HEALTH SYSTEM			1	100%	1
RIVERVIEW REGIONAL MEDICAL CENTER		1			1
AFFILIATED LABORATORIES INC			1	100%	1
CAROLINAS HEALTHCARE SYSTEM LAB			1	100%	1
CENTRA CARE – WATERFORD LAKES			1	100%	1
TIEHH BIOTERRORISM RESPONSE LAB			1	100%	1
URGENT CARE WEST CLINIC			1	100%	1
VALLEY HOSPITAL MEDICAL CENTER		1			1
KANSAS DEPARTMENT OF HEALTH			1	100%	1
Viracor Eurofins			1	100%	1
ARNOLD PALMER HOSPITAL LABORATORY			1	100%	1
WILLIAM A HINTON STATE LABORATORY INSTITUTE			1	100%	1
UT MEMPHIS UNIVERSITY HEALTH SERVICES			1	100%	1
MEMORIAL HERMANN CONSOLIDATED LABORATORY SERVICES			1	100%	1
MONTEFIORE NYACK HOSPITAL AFFILIATED LABORATORY		1			1
MUNSON MEDICAL CENTER			1	100%	1
WILMINGTON VA MEDICAL CENTER			1	100%	1
WUESTHOFF MEDICAL CENTER-MELBOURNE			1	100%	1
MEDSTAR HARBOR HOSPITAL			1	100%	1
ST VINCENT'S CHILTON		1			1
LABCORP-PORT ST.LUCIE		1			1
TUFTS MEDICAL CENTER			1	100%	1
MAGNOLIA ADULT, LLC			1	100%	1
BARDMOOR LABORATORY			1	100%	1
LATE HOURS URGENT CARE			1	100%	1
ALVERNO CLINICAL LABORATORIES			1	100%	1
PHYSICIANS STAT			1	100%	1
PEACHEALTH LABORATORIES		1			1
LAB CORP PHOENIX			1	100%	1
PIEDMONT HOSPITAL LAB			1	100%	1
ALLIANCE LABS @LRMC			1	100%	1
HIGHLANDS CLINICAL LABORATORY			1	100%	1
EDGAR PRICE FAMILY & CHILDREN HEALTHCARE CENTER			1	100%	1
TRINITAS REGIONAL MEDICAL CENTER			1	100%	1

Coronavirus: testing by laboratory

Data through Jul 7, 2020 verified as of Jul 8, 2020 at 09:25 AM

Data in this report are provisional and subject to change.

The numbers in the table below represent the number for whom test results were received by the Department of Health. A person can be tested by more than one laboratory and can have both positive and negative results. **Therefore, the sum of the numbers in each column will be larger than the total number of people tested.**

Reporting lab	Inconclusive	Negative	Positive	Percent positive	Total
TANNER MEDICAL CENTER EAST AL		1			1
FLORIDA HEALTH CARE PLANS			1	100%	1
UNIVERSITY HOSPITAL OF BROOKLYN		1			1
UNITED HEALTHCARE			1	100%	1
TALLAHASSEE MEMORIAL HOSPITAL/MICROBIOLOGY LAB			1	100%	1
RIVIERA BEACH HEALTH CENTER LAB			1	100%	1
ROBERT WOOD JOHNSON HOSPITAL			1	100%	1
PRORENATA LABS			1	100%	1
CALIFORNIA PUBLIC HEALTH LABORATORY			1	100%	1
DOCTOR'S MEMORIAL HOSPITAL			1	100%	1
BAYFRONT HEALTH PORT CHARLOTTE			1	100%	1
WELLNOW URGENT CARE		1			1
WATAUGA MEDICAL CENTER			1	100%	1
HEART OF FLORIDA HMA			1	100%	1
NEWYORK-PRESBYTERIAN/ LAWRENCE HOSPITAL LABORATORY		1			1
XPRESS WELLNESS URGENT CARE			1	100%	1
FLORIDA HOSPITAL KISSIMMEE			1	100%	1
UTMB PATHOLOGY CLINICAL SERVICES LABORATORY			1	100%	1
UNIVERSITY OF MISSOURI HEALTH CARE			1	100%	1
RIVERSIDE METHODIST HOSPITAL LAB			1	100%	1
VIRACOR			1	100%	1
NOVANT HEALTH INPATIENT CARE			1	100%	1
ECLRS			1	100%	1
PHAROS HEALTH			1	100%	1
PEDIATRIC HEALTHCARE ALLIANCE			1	100%	1
EXCEL URGENT CARE OF NJ			1	100%	1
ERIE COUNTY MEDICAL CTR CLINICAL LABS		1			1
PRISMA HEALTH TUOMEY LABORATORY			1	100%	1
DOCS URGENT CARE			1	100%	1
SOUTHWEST REGIONAL PCR LABORATORY			1	100%	1
REDITUS LABORATORIES			1	100%	1
DICKERT			1	100%	1
QUEST - HOUSTON LAB			1	100%	1
INTERMARKET FACILITY			1	100%	1
JEFFERSON COUNTY HEALTH DEPARTMENT-MONTICELLO		1			1
HANCOCK REGIONAL HOSPITAL		1			1
LEESBURG FAMILY MEDICINE		1			1
LABCORP HOUSTON			1	100%	1
KETTERING MEDICAL CENTER			1	100%	1
NORTHSHORE UNIVERSITY HEALTHSYSTEM EVANSTON HOSPITAL LAB			1	100%	1
OHIO DEPARTMENT OF HEALTH LABORATORY		1			1
NORTH RIVER FAMILY HEALTH CENTER			1	100%	1
HAWAII DEPARTMENT OF HEALTH LAB			1	100%	1
KETTERING HEALTH			1	100%	1
SMITH KLINE			1	100%	1
SONIC REFERENCE LABORATORY			1	100%	1
SCIONLAB SERVICES LLC			1	100%	1

Coronavirus: testing by laboratory

Data through Jul 7, 2020 verified as of Jul 8, 2020 at 09:25 AM

Data in this report are provisional and subject to change.

The numbers in the table below represent the number for whom test results were received by the Department of Health. A person can be tested by more than one laboratory and can have both positive and negative results. **Therefore, the sum of the numbers in each column will be larger than the total number of people tested.**

Reporting lab	Inconclusive	Negative	Positive	Percent positive	Total
BAYCARE MEDICAL GROUP INC			1	100%	1
BAY CARE LAB SERVICES/ST. ANTHONY'S HOSPITAL			1	100%	1
SPRING HILL REGIONAL HOSPITAL			1	100%	1
CQUENTIA NGS, LLC			1	100%	1
THE CHILDREN'S HOSPITAL OF PHILADELPHIA		1			1
ACCESSLAB		1			1
STATEN ISLAND UNIVERSITY HOSPITAL SEGUINE AVE		1			1
SUNY UPSTATE MEDICAL UNIVERSITY			1	100%	1
WARD MEMORIAL HOSPITAL		1			1
BOZEMAN HEALTH DEACONESS HOSPITAL		1			1
UCLA HEALTHCARE CLINICAL LABS			1	100%	1
ST. MARY MEDICAL CENTER		1			1
CAROMONT HEALTH			1	100%	1
NEW YORK STATE ELR - MONTEFIORE MEDICAL CENTER LABORATORIES - WEILER			1	100%	1
OHIO STATE UNIVERSITY MEDICAL CENTER			1	100%	1
ONEIDA HEALTHCARE CENTER		1			1
NORTHWEST FL COMM HOSP			1	100%	1
NEW YORK STATE ELR - NEW YORK PRESBYTERIAN-LOWER MANHATTAN		1			1
NORTHSIDE HOSPITAL DULUTH			1	100%	1
BLOOD SYSTEMS LABORATORIES			1	100%	1
BLOUNT MEMORIAL HOSPITAL		1			1
BIRMINGHAM VAMC		1			1
BAYCARE ALLIANT HOSPITAL			1	100%	1
BAYCARE OUTREACH LAB			1	100%	1
GENETRAIT LABORATORIES			1	100%	1
DELAWARE DIAGNOSTICS LABS			1	100%	1
COMMONWEALTH OF MASSACHUSETTS			1	100%	1
DALE MEDICAL CENTER		1			1
CATHOLIC HEALTH SYSTEM DEPT LABORATORY		1			1
CONEY ISLAND HOSPITAL		1			1
MOLECULAR DIAGNOSTICS			1	100%	1
INTERMOUNTAIN MEDICAL CENTER			1	100%	1
MHS LAB		1			1
LABCORP-CRYSTAL RIVER			1	100%	1
Lourdes Hospital			1	100%	1
INDIAN RIVER CLINICAL LABORATORY, INC.		1			1
HEALTH FIRST IBM-UX			1	100%	1
GRAND VIEW HOSPITAL			1	100%	1
HEALTH NETWORK LABORATORIES		1			1
ACCESS HEALTH CARE PHYSICIANS			1	100%	1
AFC URGENT CARE			1	100%	1
MIAMI CANCER INSTITUTE			1	100%	1
Mt Sinai Aventura			1	100%	1
MEDICAL CENTER ENTERPRISE			1	100%	1
MARION COUNTY HEALTH DEPARTMENT			1	100%	1
BAPTIST HEALTH MEDICAL CENTER			1	100%	1
BIODORON LABORATORIES			1	100%	1

Coronavirus: testing by laboratory

Data through Jul 7, 2020 verified as of Jul 8, 2020 at 09:25 AM

Data in this report are provisional and subject to change.

The numbers in the table below represent the number for whom test results were received by the Department of Health. A person can be tested by more than one laboratory and can have both positive and negative results. **Therefore, the sum of the numbers in each column will be larger than the total number of people tested.**

Reporting lab	Inconclusive	Negative	Positive	Percent positive	Total
JRS LABORATORY			1	100%	1
LOYOLA UNIVERSITY MEDICAL CENTER LABORATORY			1	100%	1
DALLAS MEDICAL CENTER			1	100%	1
MONTANA DEPARTMENT OF PUBLIC HEALTH & HUMAN SERVICES			1	100%	1
CHATSWORTH ASSISTED LIVING COMMUNITY AT PGA NATIONAL			1	100%	1
GIFFORD MEMORIAL HOSPITAL		1			1
GUTHRIE MEDICAL GROUP LABORATORIES		1			1
GENESIS LABORATORY MANAGEMENT			1	100%	1
FLORIDA DEPARTMENT OF HEALTH PALM BEACH COUNTY			1	100%	1
GARCIA CLINICAL LABORATORY		1			1
CHARLOTTE CHD PORT CHARLOTTE		1			1
BEAUFORT MEMORIAL			1	100%	1
LAKEWOOD RANCH ER 24/7			1	100%	1
JOHNS HOPKINS MEDICAL LABS			1	100%	1
HIGHLANDS MEDICAL CENTER		1			1
BEAUMONT HOSPITAL, GROSSE POINTE			1	100%	1
MEDICAL CLINIC OF HOUSTON			1	100%	1
MEDLOGIC, LLC		1			1
UNK			1	100%	1
UNIVERSITY OF FLORIDA			1	100%	1
UNIVERSITY OF MIAMI			1	100%	1
MANATEE PEDIATRICS			1	100%	1
AMMON LABS			1	100%	1
NEW YORK STATE ELR - BELLEVUE HOSPITAL CENTER DEPARTMENT		1			1
LABCORP KANSAS CITY			1	100%	1
LAKEVIEW REGIONAL HOSPITAL			1	100%	1
NAVAL HOSPITAL OF JACKSONVILLE			1	100%	1
CENTRA CARE CONWAY			1	100%	1
BMC/JACSONVILLE		1			1
SANFORD SOUTH UNIVERSITY		1			1
REGIONAL MEDICAL LABORATORY			1	100%	1
REMISE OCCUPATIONAL HEALTH SOLUTIONS INC			1	100%	1
BERKSHIRE MEDICAL CENTER			1	100%	1
THOMAS LANGLEY			1	100%	1
UF KANAPAHA LAB BEAKER		1			1
THE UNIVERSITY OF VERMONT MEDICAL CENTER		1			1
ST. JOSEPH'S HOSPITAL NORTH			1	100%	1
TEN HEALTHCARE			1	100%	1
VA GREATER LOS ANGELES HEALTH CARE SYSTEM			1	100%	1
VA HOSPITAL			1	100%	1
UNIVERSITY LAB			1	100%	1
TIMPANOGOS REGIONAL HOSPITAL			1	100%	1
UAB			1	100%	1
FORT SANDERS REGIONAL LABORATORY		1			1
PECONIC BAY MEDICAL CENTER LABORATORY			1	100%	1
Covance Central Laboratory			1	100%	1
FLORIDA HOSPITAL ALTAMONTE			1	100%	1

Coronavirus: testing by laboratory

Data through Jul 7, 2020 verified as of Jul 8, 2020 at 09:25 AM

Data in this report are provisional and subject to change.

The numbers in the table below represent the number for whom test results were received by the Department of Health. A person can be tested by more than one laboratory and can have both positive and negative results. **Therefore, the sum of the numbers in each column will be larger than the total number of people tested.**

Reporting lab	Inconclusive	Negative	Positive	Percent positive	Total
WEST VIRGINIA UNIVERSITY HOSPITALS			1	100%	1
BAPTIST ER TOWN CTR			1	100%	1
HOUSTON HEALTH DEPARTMENT - BUREAU OF LABORATORY SERVICES			1	100%	1
SANFORD REGIONAL HOSPITAL WORTHINGTON		1			1
ONslow MEMORIAL HOSPITAL LABORATORY		1			1
LABCORP - ORLANDO		1			1
NORTH NAPLES HOSPITAL RESPIRATORY THERAPY DEPARTMENT			1	100%	1
SENTARA NORFOLK GENERAL HOSPITAL CENTRAL LAB			1	100%	1
TAMPA		1			1
AZALEA HEALTH			1	100%	1
TAMIAMI LAB MILLENIUM			1	100%	1
HOLY NAME MEDICAL CENTER		1			1
STANLY REGIONAL MEDICAL CENTER			1	100%	1
LEGACY LABORATORY SERVICES			1	100%	1
COLORADO DEPARTMENT OF HEALTH LABORATORY SERVICES DIVISION			1	100%	1
MARINA DEL REY HOSPITAL LAB			1	100%	1
MARINER'S HOSPITAL			1	100%	1
COMPUNET CLINICAL LAB			1	100%	1
ST. LUKE'S HOSPITAL - BETHLEHEM CAMPUS		1			1
UC SAN DIEGO HEALTH			1	100%	1
US LABORATORIES			1	100%	1
LABCORP - HOLLYWOOD			1	100%	1
LABCORP LAFAYETTE		1			1
SUNY AT STONY BROOK			1	100%	1
CORAL GABLES HOSPITAL			1	100%	1
MISSOURI DEPARTMENT OF HEALTH AND SENIOR SERVICES - STATE PH LAB		1			1
WOLFSON (USE BAPTIST)			1	100%	1
ACCESS HEALTH CARE			1	100%	1
UW HOSPITAL AND CLINICS			1	100%	1
NEW YORK STATE ELR - NEW YORK CITY DEPARTMENT OF HEALTH & MENTAL		1			1
MD NOW URGENT CARE CENTER INC.			1	100%	1
MARYLAND DEPARTMENT OF HEALTH AND MENTAL HYGIENE			1	100%	1
PARKWAY REGIONAL MEDICAL CENTER LAB			1	100%	1
OHIO DEPARTMENT OF HEALTH			1	100%	1
ORMOND BEACH CENTRA CARE			1	100%	1
NOT GIVEN			1	100%	1
PEDIATRIC ASSOCIATES - JACKSONVILLE			1	100%	1
DUKE HEALTH REGIONAL HOSPITAL			1	100%	1
FALMOUTH BY THE SEA			1	100%	1
NORTH BROWARD MEDICAL CENTER			1	100%	1
PHelps HOSPITAL LABORATORY		1			1
QUEST DIAGNOSTICS-OCALA-SE 3RD		1			1
CLEVELAND CLINIC OHIO LABORATORIES			1	100%	1
QUEST DIAGNOSTIC INC TECHNICAL			1	100%	1
DHEC - S.C PUBLIC HEALTH LAB			1	100%	1
PREMIER MEDICAL LABORATORY			1	100%	1
WASHINGTON STATE DEPARTMENT OF HEALTH PUBLIC HEALTH LABORATORIES			1	100%	1

Coronavirus: testing by laboratory

Data through Jul 7, 2020 verified as of Jul 8, 2020 at 09:25 AM

Data in this report are provisional and subject to change.

The numbers in the table below represent the number for whom test results were received by the Department of Health. A person can be tested by more than one laboratory and can have both positive and negative results. **Therefore, the sum of the numbers in each column will be larger than the total number of people tested.**

Reporting lab	Inconclusive	Negative	Positive	Percent positive	Total
WELLINGTON WEST 100176			1	100%	1
COASTAL LABORATORIES			1	100%	1
JOHNS HOPKINS MEDICAL LABORATORIES			1	100%	1
VRL EUROFINIS			1	100%	1
WEST PACIFIC MEDICAL LABORATORY			1	100%	1
MIDMICHIGAN MEDICAL CENTER			1	100%	1
NAVAL BRANCH MEDICAL CLINIC			1	100%	1
INTERLAB		1			1
JOHN HOPKINS MEDICAL LABORATORIES		1			1
WOODHULL MEDICAL AND MENTAL HEALTH CTR		1			1
Total	5,766	2,519,880	280,774	10%	2,806,420