

COVID-19: summary of cases and monitoring

Data through Jun 2, 2021 verified as of Jun 3, 2021 at 09:25 AM

Data in this report are provisional and subject to change.

Cases: people with positive PCR or antigen test result

Total cases	2,329,867
Florida residents	2,286,332
Non-Florida residents	43,535
Type of testing	
Florida residents	2,286,332
Positive by BPHL/CDC	83,364
Positive by commercial/hospital lab	2,202,968
PCR positive	1,819,119
Antigen positive	467,213
Non-Florida residents	43,535
Positive by BPHL/CDC	1,037
Positive by commercial/hospital lab	42,498
PCR positive	29,688
Antigen positive	13,847
Characteristics	
Florida residents hospitalized	95,607
Florida resident deaths	36,973
Non-Florida resident deaths	744

Hospitalized counts include anyone who was hospitalized at some point during their illness. It does not reflect the number of people currently hospitalized.

More information on deaths identified through death certificate data is available on the National Center for Health Statistics website at www.cdc.gov/nchs/nvss/vsrr/COVID19/index.htm.

Cases: people with positive PCR or antigen test result

Risk factors for Florida residents	
Traveled	18,931
Contact with a known case	920,896
Traveled and contact with a known case	24,985
Neither	1,321,520
No travel and no contact	280,411
Travel is unknown	733,532
Contact is unknown	511,267
Contact is pending	459,732

Travel can be unknown and contact can be unknown or pending for the same case, these numbers will sum to more than the "neither" total.

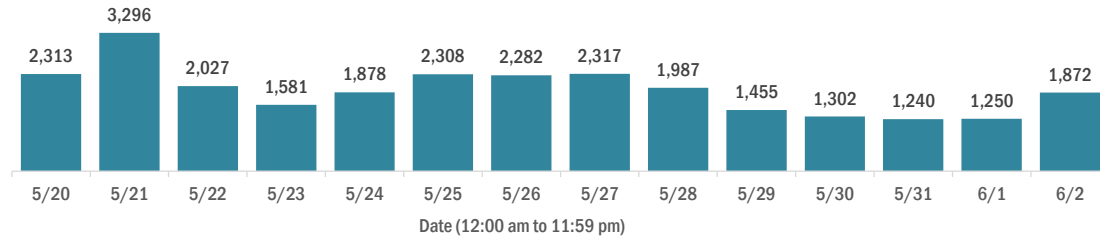
COVID-19: summary of laboratory testing

Data through Jun 2, 2021 verified as of Jun 3, 2021 at 09:25 AM

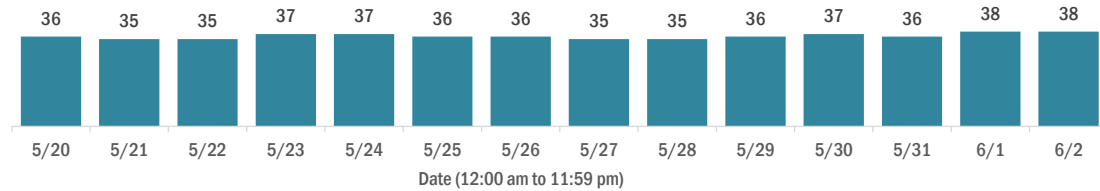
Data in this report are provisional and subject to change.

Cases in Florida residents per day for the past 2 weeks

Number of cases per day



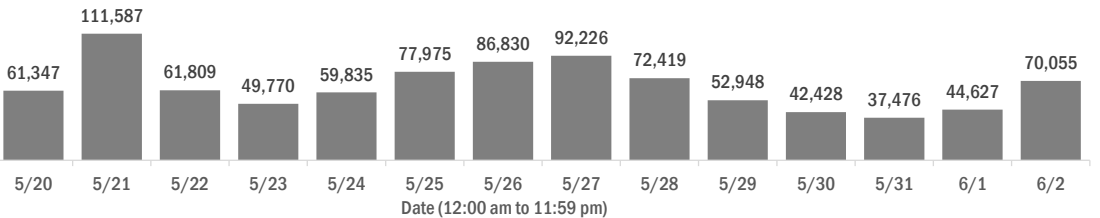
Median age of cases by day



Laboratory testing for Florida residents over the past 2 weeks

Number of Florida residents tested per day

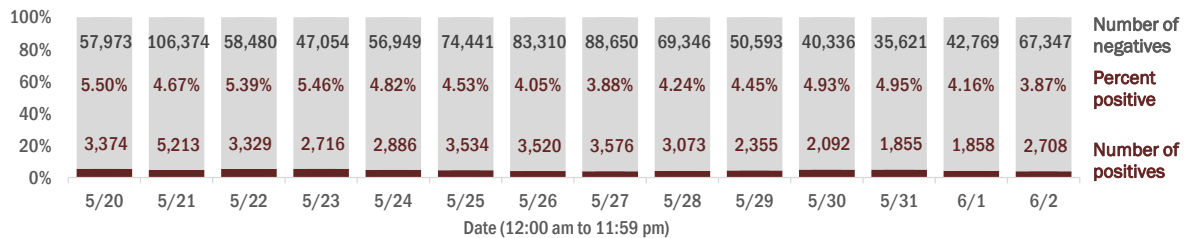
These counts include the number of people for whom the Department received PCR or antigen laboratory results by day. People tested on multiple days will be included for each day a new result was received. A person is only counted once for each day they are tested, regardless of whether multiple specimens are tested or multiple results are received.



Number and percent of Florida residents with positive test results

The percent of positive results ranged from 3.87% to 5.50% over the past 2 weeks and was 3.87% yesterday.

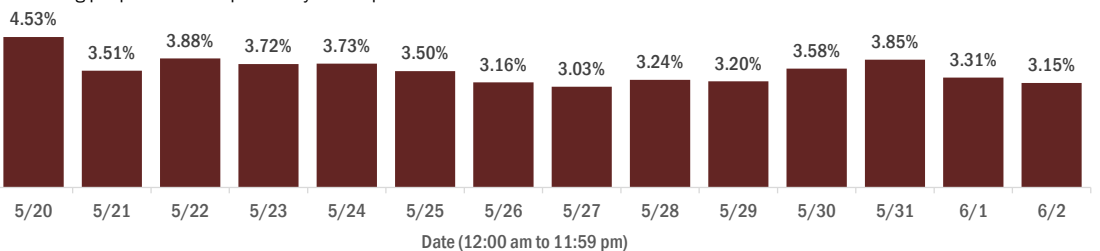
These counts include the number of people for whom the Department received PCR or antigen laboratory results by day. People tested on multiple days will be included for each day a new result was received. A person is only counted once for each day they are tested, regardless of whether multiple specimens are tested or multiple results are received. If a person has a positive specimen and a negative specimen in the same day, only the positive result is counted.



Percent positivity for new cases in Florida residents

The percent of positive results ranged from 3.03% to 4.53% over the past 2 weeks and was 3.15% yesterday.

This percent is the number of people who test PCR- or antigen-positive for the first time divided by all the people tested that day, excluding people who have previously tested positive.



COVID-19: characteristics of 2,286,332 Florida resident cases

Data through Jun 2, 2021 verified as of Jun 3, 2021 at 09:25 AM

Data in this report are provisional and subject to change.

Age group	Cases	Hospitalizations	Deaths
0-4 years	49,639 2%	666 1%	2 0%
5-14 years	155,170 7%	672 1%	5 0%
15-24 years	357,717 16%	2,483 3%	56 0%
25-34 years	402,402 18%	4,851 5%	221 1%
35-44 years	358,045 16%	7,209 8%	609 2%
45-54 years	346,303 15%	11,100 12%	1,518 4%
55-64 years	295,269 13%	16,573 17%	4,190 11%
65-74 years	177,812 8%	19,748 21%	7,936 21%
75-84 years	97,237 4%	19,446 20%	11,130 30%
85+ years	45,088 2%	12,851 13%	11,306 31%
Unknown	1,650 0%	8 0%	0 0%
Total	2,286,332	95,607	36,973

Gender	Cases
Female	1,196,209 52%
Male	1,069,736 47%
Unknown	20,387 1%
Total	2,286,332

Ethnicity	Cases	Hospitalizations	Deaths
Hispanic	748,403 33%	24,272 25%	8,723 24%
Non-Hispanic	1,131,388 49%	67,118 70%	25,990 70%
Unknown	406,541 18%	4,217 4%	2,260 6%
Total	2,286,332	95,607	36,973

Race and ethnicity	Cases	Hospitalizations	Deaths
White	1,311,318 57%	62,796 66%	27,029 73%
Hispanic	497,861 22%	17,336 18%	6,950 19%
Non-Hispanic	722,095 32%	43,691 46%	18,934 51%
Unknown	91,362 4%	1,769 2%	1,145 3%
Black	306,204 13%	19,903 21%	5,978 16%
Hispanic	18,334 1%	858 1%	242 1%
Non-Hispanic	265,368 12%	18,665 20%	5,555 15%
Unknown	22,502 1%	380 0%	181 0%
Other race	360,091 16%	10,541 11%	2,964 8%
Hispanic	181,982 8%	5,561 6%	1,339 4%
Non-Hispanic	124,780 5%	4,499 5%	1,397 4%
Unknown	53,329 2%	481 1%	228 1%
Unknown race	308,719 14%	2,367 2%	1,002 3%
Hispanic	50,226 2%	517 1%	192 1%
Non-Hispanic	19,145 1%	263 0%	104 0%
Unknown	239,348 10%	1,587 2%	706 2%
Total	2,286,332	95,607	36,973

Hospitalization counts include anyone who was hospitalized at some point during their illness. It does not reflect the number of people currently hospitalized. **Other race** includes any person with a race of American Indian/Alaskan native, Asian, native Hawaiian/Pacific Islander, or other.

COVID-19: deaths in Florida residents and staff of long-term care facilities

Data through Jun 2, 2021 verified as of Jun 3, 2021 at 09:25 AM

Data in this report are provisional and subject to change.

For current cases in residents or staff of long-term care facilities, please visit: <https://floridahealthcovid19.gov/>

County	Deaths		County	Deaths		County	Deaths	
Palm Beach	1092	9%	Okaloosa	167	1%	Madison	20	0%
Dade	1029	9%	Hernando	162	1%	Calhoun	18	0%
Pinellas	915	8%	Osceola	143	1%	Flagler	17	0%
Broward	718	6%	Charlotte	139	1%	Gulf	17	0%
Hillsborough	599	5%	Indian River	126	1%	Wakulla	16	0%
Duval	459	4%	Clay	125	1%	Bradford	14	0%
Polk	441	4%	Leon	103	1%	Washington	13	0%
Brevard	427	4%	Highlands	98	1%	Baker	12	0%
Orange	410	4%	Bay	94	1%	Holmes	12	0%
Sarasota	407	4%	Jackson	89	1%	Jefferson	12	0%
Lee	351	3%	St. Johns	89	1%	Gadsden	10	0%
Marion	339	3%	Alachua	83	1%	Lafayette	10	0%
Volusia	306	3%	Santa Rosa	82	1%	Franklin	9	0%
Escambia	287	2%	Suwannee	60	1%	Levy	7	0%
St. Lucie	249	2%	Columbia	52	0%	Desoto	6	0%
Seminole	239	2%	Putnam	46	0%	Dixie	5	0%
Pasco	234	2%	Sumter	45	0%	Monroe	5	0%
Lake	231	2%	Nassau	34	0%	Taylor	3	0%
Collier	200	2%	Walton	31	0%	Hardee	2	0%
Manatee	195	2%	Hendry	29	0%	Hamilton	1	0%
Citrus	177	2%	Okeechobee	24	0%	Liberty	1	0%
Martin	174	2%	Gilchrist	21	0%	Total	11,531	

Note: cases are summarized by the county of usual residence. Residents and staff may be cases associated with facilities that are not in their county of usual residence, resulting in cases being included below for counties that do not have facilities with known cases.

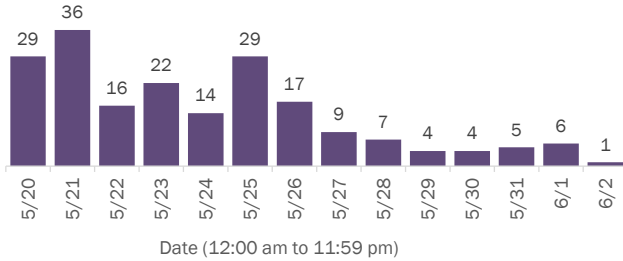
COVID-19: cases in Florida residents who have died

Data through Jun 2, 2021 verified as of Jun 3, 2021 at 09:25 AM

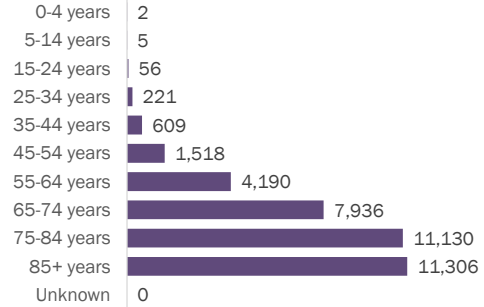
Data in this report are provisional and subject to change.

Demographics for all identified COVID-19 deaths: 36,973

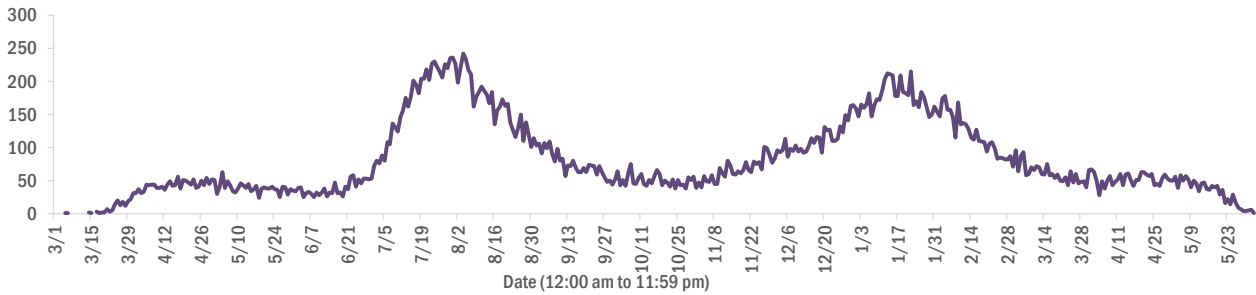
Deaths by date of death for the past 2 weeks



Deaths by age group



Deaths by date of death since March 2020



Age group	Deaths	Cases	Case fatality rate	Mortality rate per 100,000 population
0-4 years	2	49,639	0.0%	0.2
5-14 years	5	155,170	0.0%	0.2
15-24 years	56	357,717	0.0%	2.2
25-34 years	221	402,402	0.1%	7.8
35-44 years	609	358,045	0.2%	23.3
45-54 years	1,518	346,303	0.4%	54.5
55-64 years	4,190	295,269	1.4%	144.9
65-74 years	7,936	177,812	4.5%	327.0
75-84 years	11,130	97,237	11.4%	792.6
85+ years	11,306	45,088	25.1%	1957.6
Unknown	0	1,650	0.0%	
Total	36,973	2,286,332	1.6%	171.2

Race	Deaths	Cases	Case fatality rate	Mortality rate per 100,000 population
Other	2,964	360,091	0.8%	238.2
White	27,029	1,311,318	2.1%	161.9
Black	5,978	306,204	2.0%	163.4
Unknown	1,002	308,719	0.3%	
Total	36,973	2,286,332	1.6%	171.2

Gender	Deaths	Cases	Case fatality rate	Mortality rate per 100,000 population
Male	20,720	1,069,736	1.9%	196.2
Female	16,252	1,196,209	1.4%	147.2
Unknown	1	20,387	0.0%	
Total	36,973	2,286,332	1.6%	171.2

Ethnicity	Deaths	Cases	Case fatality rate	Mortality rate per 100,000 population
Non-Hispanic	25,990	1,131,388	2.3%	163.2
Hispanic	8,723	748,403	1.2%	153.6
Unknown	2,260	406,541	0.6%	
Total	36,973	2,286,332	1.6%	171.2

COVID-19: characteristics of 2,286,332 cases

Data through Jun 2, 2021 verified as of Jun 3, 2021 at 09:25 AM

Data in this report are provisional and subject to change.

Tables below include cases in Florida residents and non-Florida residents.

All 67 Florida counties have cases:

County	FL resident cases	Non-FL resident cases	Total cases	FL resident deaths	FL death rate
Dade	495,002	6,924	501,926	6,472	1.3%
Broward	242,301	3,002	245,303	3,079	1.3%
Palm Beach	146,140	2,673	148,813	2,883	2.0%
Hillsborough	142,396	1,228	143,624	1,832	1.3%
Orange	140,883	2,315	143,198	1,310	0.9%
Duval	99,352	1,633	100,985	1,483	1.5%
Pinellas	79,515	2,018	81,533	1,671	2.1%
Lee	71,441	2,336	73,777	1,009	1.4%
Polk	70,756	499	71,255	1,387	2.0%
Osceola	45,493	817	46,310	529	1.2%
Volusia	44,199	778	44,977	846	1.9%
Brevard	42,307	745	43,052	914	2.2%
Pasco	42,572	361	42,933	802	1.9%
Manatee	39,076	889	39,965	689	1.8%
Collier	35,730	1,454	37,184	551	1.5%
Escambia	32,946	3,704	36,650	706	2.1%
Seminole	35,162	265	35,427	516	1.5%
Sarasota	32,147	1,598	33,745	844	2.6%
Leon	31,900	952	32,852	332	1.0%
Marion	31,799	172	31,971	996	3.1%
Lake	30,549	564	31,113	663	2.2%
St. Lucie	27,340	201	27,541	657	2.4%
Alachua	25,199	316	25,515	285	1.1%
St. Johns	23,003	316	23,319	221	1.0%
Okaloosa	20,670	240	20,910	367	1.8%
Bay	19,768	830	20,598	394	2.0%
Clay	19,244	53	19,297	352	1.8%
Santa Rosa	18,318	261	18,579	291	1.6%
Hernando	14,521	114	14,635	482	3.3%
Charlotte	13,218	219	13,437	437	3.3%
Indian River	12,750	111	12,861	306	2.4%
Martin	12,496	242	12,738	335	2.7%
Citrus	11,319	99	11,418	463	4.1%
Sumter	9,395	111	9,506	284	3.0%
Highlands	8,683	98	8,781	366	4.2%

County	FL resident cases	Non-FL resident cases	Total cases	FL resident deaths	FL death rate
Nassau	8,209	454	8,663	127	1.5%
Columbia	8,232	46	8,278	170	2.1%
Walton	7,034	895	7,929	89	1.3%
Flagler	7,405	102	7,507	114	1.5%
Monroe	6,698	408	7,106	52	0.8%
Putnam	6,709	24	6,733	160	2.4%
Jackson	6,254	73	6,327	158	2.5%
Gadsden	5,760	18	5,778	99	1.7%
Suwannee	5,364	29	5,393	140	2.6%
Hendry	4,856	17	4,873	87	1.8%
Desoto	4,411	27	4,438	97	2.2%
Keetchobee	4,133	54	4,187	89	2.2%
Levy	3,565	13	3,578	56	1.6%
Baker	3,528	19	3,547	62	1.8%
Wakulla	3,522	14	3,536	56	1.6%
Hardee	3,264	15	3,279	45	1.4%
Bradford	3,038	13	3,051	58	1.9%
Unknown	57	2,960	3,017	0	0.0%
Washington	2,734	21	2,755	52	1.9%
Taylor	2,748	5	2,753	48	1.7%
Holmes	2,251	33	2,284	49	2.2%
Madison	2,072	29	2,101	45	2.2%
Gulf	1,957	24	1,981	45	2.3%
Union	1,848	1	1,849	74	4.0%
Calhoun	1,704	3	1,707	45	2.6%
Hamilton	1,628	20	1,648	25	1.5%
Gilchrist	1,633	5	1,638	44	2.7%
Dixie	1,623	4	1,627	24	1.5%
Lafayette	1,625	0	1,625	26	1.6%
Jefferson	1,496	26	1,522	28	1.9%
Franklin	1,322	40	1,362	20	1.5%
Liberty	1,083	1	1,084	16	1.5%
Glades	979	4	983	19	1.9%
Total	2,286,332	43,535	2,329,867	36,973	1.6%

COVID-19: characteristics of 2,286,332 Florida resident cases

Data through Jun 2, 2021 verified as of Jun 3, 2021 at 09:25 AM

Data in this report are provisional and subject to change.

The table below includes the cities and counties of residence for cases in Florida residents based on the patient's ZIP Code. Note that city is not always received as part of the initial notification and may be missing while the case is being investigated.

City and county	Cases
Miami, Dade	287,346
Orlando, Orange	104,799
Jacksonville, Duval	93,459
Tampa, Hillsborough	82,587
Hialeah, Dade	69,112
Fort Lauderdale, Broward	51,191
Hollywood, Broward	45,810
West Palm Beach, Palm Beach	35,782
Kissimmee, Osceola	34,947
Tallahassee, Leon	30,816
Homestead, Dade	30,529
Naples, Collier	30,159
Saint Petersburg, Pinellas	28,886
Pensacola, Escambia	27,488
Fort Myers, Lee	27,276
Bradenton, Manatee	25,437
Boca Raton, Palm Beach	24,780
Lakeland, Polk	24,504
Ocala, Marion	23,323
Pompano Beach, Broward	22,738
Gainesville, Alachua	19,963
Sarasota, Sarasota	19,748
Cape Coral, Lee	18,721
Port Saint Lucie, St. Lucie	18,262
Lake Worth, Palm Beach	17,596
Miami Beach, Dade	16,444
Miramar, Broward	15,852
Clearwater, Pinellas	15,693
Coral Springs, Broward	14,476
Boynton Beach, Palm Beach	14,205
Doral, Dade	14,047
Miami Gardens, Dade	13,382
Panama City, Bay	12,537
Saint Augustine, St. Johns	12,287
Melbourne, Brevard	11,949
Lehigh Acres, Lee	11,885
Winter Haven, Polk	11,814
Riverview, Hillsborough	11,083
Davie, Broward	10,857
Delray Beach, Palm Beach	10,832
Palm Bay, Brevard	10,066
Vero Beach, Indian River	9,838
New Port Richey, Pasco	9,785
Sunrise, Broward	9,538
Saint Cloud, Osceola	9,137
Fort Pierce, St. Lucie	8,897
Milton, Santa Rosa	8,872
Spring Hill, Hernando	8,760
Daytona Beach, Volusia	8,710
Apopka, Orange	8,685
Largo, Pinellas	8,654
Coral Gables, Dade	8,593
Plantation, Broward	8,528
North Miami Beach, Dade	8,476
Davenport, Polk	8,415
Clermont, Lake	8,346
Brandon, Hillsborough	8,310
Deltona, Volusia	7,995

COVID-19: characteristics of 2,286,332 Florida resident cases

Data through Jun 2, 2021 verified as of Jun 3, 2021 at 09:25 AM

Data in this report are provisional and subject to change.

The table below includes the cities and counties of residence for cases in Florida residents based on the patient's ZIP Code. Note that city is not always received as part of the initial notification and may be missing while the case is being investigated.

City and county	Cases
Sanford, Seminole	7,943
Orange Park, Clay	7,808
Plant City, Hillsborough	7,757
Jupiter, Palm Beach	7,591
Weston, Broward	7,485
Lake City, Columbia	7,470
Deerfield Beach, Broward	7,053
Winter Garden, Orange	6,824
Tamarac, Broward	6,534
Port Charlotte, Charlotte	6,501
Wesley Chapel, Pasco	6,304
Palm Coast, Flagler	6,238
Coconut Creek, Broward	6,160
Margate, Broward	6,028
Stuart, Martin	5,948
Land O Lakes, Pasco	5,935
Deland, Volusia	5,902
Palm Beach Gardens, Palm Beach	5,810
Fort Walton Beach, Okaloosa	5,710
Wellington, Palm Beach	5,690
Oviedo, Seminole	5,629
Palm Harbor, Pinellas	5,625
Palmetto, Manatee	5,604
Winter Park, Orange	5,601
Crestview, Okaloosa	5,495
Altamonte Springs, Seminole	5,325
Lutz, Hillsborough	5,319
Valrico, Hillsborough	5,095
Port Orange, Volusia	5,091
Opa Locka, Dade	5,009
North Port, Sarasota	4,992
Haines City, Polk	4,967
Brooksville, Hernando	4,929
Middleburg, Clay	4,856
Venice, Sarasota	4,838
Pembroke Pines, Broward	4,823
Hallandale, Broward	4,821
Miami Lakes, Dade	4,803
Punta Gorda, Charlotte	4,733
Sebring, Highlands	4,652
Leesburg, Lake	4,625
Ocoee, Orange	4,571
Zephyrhills, Pasco	4,451
Saint Johns, St. Johns	4,379
Ormond Beach, Volusia	4,343
Seminole, Pinellas	4,323
Arcadia, Desoto	4,296
The Villages, Sumter	4,293
Bonita Springs, Lee	4,271
Pinellas Park, Pinellas	4,173
Live Oak, Suwannee	4,142
Okeechobee, Okeechobee	4,119
North Lauderdale, Broward	4,081
Longwood, Seminole	4,067
Ruskin, Hillsborough	4,057
North Miami, Dade	4,051
Immokalee, Collier	3,971
Cocoa, Brevard	3,967
Windermere, Orange	3,919

COVID-19: characteristics of 2,286,332 Florida resident cases

Data through Jun 2, 2021 verified as of Jun 3, 2021 at 09:25 AM

Data in this report are provisional and subject to change.

The table below includes the cities and counties of residence for cases in Florida residents based on the patient's ZIP Code. Note that city is not always received as part of the initial notification and may be missing while the case is being investigated.

City and county	Cases
Navarre, Santa Rosa	3,826
Casselberry, Seminole	3,766
Port Richey, Pasco	3,564
Hudson, Pasco	3,541
Titusville, Brevard	3,535
Niceville, Okaloosa	3,421
Lake Worth Beach, Palm Beach	3,406
Gulf Breeze, Santa Rosa	3,405
Dade City, Pasco	3,361
North Fort Myers, Lee	3,360
Winter Springs, Seminole	3,320
Key West, Monroe	3,314
Cantonment, Escambia	3,296
Panama City Beach, Bay	3,275
Bartow, Polk	3,252
Oakland Park, Broward	3,233
Lake Mary, Seminole	3,226
Aventura, Dade	3,220
Jacksonville Beach, Duval	3,215
Kissimmee, Polk	3,170
Crawfordville, Wakulla	3,165
Auburndale, Polk	3,122
New Smyrna Beach, Volusia	3,111
Palatka, Putnam	3,089
Quincy, Gadsden	3,060
Lake Wales, Polk	3,059
Merritt Island, Brevard	2,972
Green Cove Springs, Clay	2,941
Tarpon Springs, Pinellas	2,922
Fernandina Beach, Nassau	2,889
Ponte Vedra Beach, St. Johns	2,859
Parkland, Broward	2,818
Cutler Ridge, Dade	2,757
Loxahatchee, Palm Beach	2,742
Inverness, Citrus	2,724
Wimauma, Hillsborough	2,699
Eustis, Lake	2,696
Holiday, Pasco	2,627
Cooper City, Broward	2,613
Esterro, Lee	2,606
Belle Glade, Palm Beach	2,602
Perry, Taylor	2,576
Lynn Haven, Bay	2,568
Royal Palm Beach, Palm Beach	2,568
Dunedin, Pinellas	2,551
Clewiston, Hendry	2,514
Marianna, Jackson	2,511
Fleming Island, Clay	2,490
Sarasota, Manatee	2,476
Santa Rosa Beach, Walton	2,461
Key Biscayne, Dade	2,459
Parrish, Manatee	2,433
Rockledge, Brevard	2,419
Riviera Beach, Palm Beach	2,373
Odessa, Hillsborough	2,370
Seffner, Hillsborough	2,361
Palm City, Martin	2,255
Avon Park, Highlands	2,241
Mulberry, Polk	2,239

COVID-19: characteristics of 2,286,332 Florida resident cases

Data through Jun 2, 2021 verified as of Jun 3, 2021 at 09:25 AM

Data in this report are provisional and subject to change.

The table below includes the cities and counties of residence for cases in Florida residents based on the patient's ZIP Code. Note that city is not always received as part of the initial notification and may be missing while the case is being investigated.

City and county	Cases
Mount Dora, Lake	2,227
Defuniak Springs, Walton	2,224
Labelle, Hendry	2,177
Groveland, Lake	2,153
Destin, Okaloosa	2,130
Tavares, Lake	2,121
Chipley, Washington	2,118
Orange City, Volusia	2,083
Lithia, Hillsborough	2,075
Starke, Bradford	2,055
Pinecrest, Dade	1,999
Yulee, Nassau	1,988
Maitland, Orange	1,969
Summerfield, Marion	1,967
Wauchula, Hardee	1,933
Palmetto Bay, Dade	1,862
Sebastian, Indian River	1,826
Dania, Broward	1,810
Homosassa, Citrus	1,785
Lady Lake, Lake	1,785
Callahan, Nassau	1,783
Macclenny, Baker	1,736
Ponte Vedra, St. Johns	1,729
Gibsonton, Hillsborough	1,705
Edgewater, Volusia	1,692
Crystal River, Citrus	1,680
Carol City, Dade	1,666
Dover, Hillsborough	1,659
Oldsmar, Pinellas	1,655
Lake Placid, Highlands	1,640
Apollo Beach, Hillsborough	1,632
Debary, Volusia	1,612
Bonifay, Holmes	1,611
Hobe Sound, Martin	1,610
Missing, Dade	1,603
Mayo, Lafayette	1,592
Florida City, Dade	1,586
Coconut Grove, Dade	1,582
Palm Springs, Palm Beach	1,544
Pace, Santa Rosa	1,527
Sun City Center, Hillsborough	1,518
Dunnellon, Marion	1,503
Crossings, Dade	1,493
Atlantic Beach, Duval	1,463
Lake Butler, Union	1,437
Lantana, Palm Beach	1,426
Belleview, Marion	1,405
Alachua, Alachua	1,400
North Palm Beach, Palm Beach	1,378
Monticello, Jefferson	1,368
Madison, Madison	1,364
Biscayne Park, Dade	1,359
Williston, Levy	1,331
Safety Harbor, Pinellas	1,307
Ellenton, Manatee	1,303
Indiantown, Martin	1,300
South Miami, Dade	1,284
Graceville, Jackson	1,258
Jensen Beach, Martin	1,254

COVID-19: characteristics of 2,286,332 Florida resident cases

Data through Jun 2, 2021 verified as of Jun 3, 2021 at 09:25 AM

Data in this report are provisional and subject to change.

The table below includes the cities and counties of residence for cases in Florida residents based on the patient's ZIP Code. Note that city is not always received as part of the initial notification and may be missing while the case is being investigated.

City and county	Cases
Lauderhill, Broward	1,252
Satellite Beach, Brevard	1,239
Newberry, Alachua	1,236
Lecanto, Citrus	1,222
Century, Escambia	1,186
Beverly Hills, Citrus	1,186
Englewood, Charlotte	1,177
Havana, Gadsden	1,156
Hilliard, Nassau	1,149
Freeport, Walton	1,122
El Portal, Dade	1,120
Nokomis, Sarasota	1,118
Trenton, Gilchrist	1,118
Wildwood, Sumter	1,117
Wilton Manors, Broward	1,114
Keystone Heights, Clay	1,087
Key Largo, Monroe	1,075
Bushnell, Sumter	1,071
Frostproof, Polk	1,064
Blountstown, Calhoun	1,059
Jasper, Hamilton	1,054
Lauderdale Lakes, Broward	1,049
Medley, Dade	1,030
Hernando, Citrus	1,025
Polk City, Polk	1,019
Wewahitchka, Gulf	1,012
Mary Esther, Okaloosa	1,003
Dunnellon, Citrus	992
Minneola, Lake	976
Fellsmere, Indian River	965
Spring Hill, Pasco	964
Sanderson, Baker	964
Marco Island, Collier	936
Shalimar, Okaloosa	935
Fisher Island, Dade	927
Thonotosassa, Hillsborough	913
Everglades National Park, Dade	912
Moore Haven, Glades	912
Port Saint Joe, Gulf	911
Trinity, Pasco	906
Sorrento, Lake	904
Chiefland, Levy	896
Cocoa Beach, Brevard	893
Pahokee, Palm Beach	889
High Springs, Alachua	889
Fruitland Park, Lake	889
Fort Meade, Polk	878
Englewood, Sarasota	853
Coleman, Sumter	852
South Bay, Palm Beach	846
Indialantic, Brevard	843
Bristol, Liberty	838
Cross City, Dixie	829
Glen Saint Mary, Baker	823
Crescent City, Putnam	821
Southwest Ranches, Broward	818
Umatilla, Lake	814
Marathon, Monroe	798
West Melbourne, Brevard	791

COVID-19: characteristics of 2,286,332 Florida resident cases

Data through Jun 2, 2021 verified as of Jun 3, 2021 at 09:25 AM

Data in this report are provisional and subject to change.

The table below includes the cities and counties of residence for cases in Florida residents based on the patient's ZIP Code. Note that city is not always received as part of the initial notification and may be missing while the case is being investigated.

City and county	Cases
Interlachen, Putnam	778
Lake Alfred, Polk	769
Miramar Beach, Walton	768
Fort Myers Beach, Lee	753
Weeki Wachee, Hernando	750
Chattahoochee, Gadsden	742
Old Town, Dixie	734
Bowling Green, Hardee	733
Jacksonville, St. Johns	718
Silver Springs, Marion	715
Olympia Heights, Dade	704
South Daytona, Volusia	703
Uleta, Dade	701
Fort White, Columbia	690
Lawtey, Bradford	687
Neptune Beach, Duval	686
Coral, Dade	679
Mascotte, Lake	673
Belle Isle, Orange	667
Surfside, Dade	664
Palm Beach, Palm Beach	654
Bronson, Levy	641
Gulfport, Pinellas	638
Baker, Okaloosa	630
Bunnell, Flagler	629
Clearwater Beach, Pinellas	617
Rotunda West, Charlotte	598
Mims, Brevard	588
Sneads, Jackson	582
Myakka City, Manatee	576
Hawthorne, Alachua	570
Alva, Lee	567
Jay, Santa Rosa	562
Dundee, Polk	554
Oxford, Sumter	551
Carrabelle, Franklin	543
Cape Canaveral, Brevard	542
Missing, Volusia	541
Zolfo Springs, Hardee	539
Oakland, Orange	534
Citra, Marion	530
Tavernier, Monroe	528
Ocklawaha, Marion	528
Florida State University, Leon	528
Indian Harbour Beach, Brevard	526
Melbourne Beach, Brevard	525
Bal Harbour, Dade	519
Cottondale, Jackson	514
Sweetwater, Dade	509
Flagler Beach, Flagler	507
Webster, Sumter	507
Celebration, Osceola	503
Molino, Escambia	497
Youngstown, Bay	497
Midway, Gadsden	494
East Palatka, Putnam	483
Bell, Gilchrist	472
Altha, Calhoun	458
Eagle Lake, Polk	456

COVID-19: characteristics of 2,286,332 Florida resident cases

Data through Jun 2, 2021 verified as of Jun 3, 2021 at 09:25 AM

Data in this report are provisional and subject to change.

The table below includes the cities and counties of residence for cases in Florida residents based on the patient's ZIP Code. Note that city is not always received as part of the initial notification and may be missing while the case is being investigated.

City and county	Cases
De Leon Springs, Volusia	453
Branford, Suwannee	447
Missing, Orange	444
West Miami, Dade	442
Archer, Alachua	441
Apalachicola, Franklin	440
Haverhill, Palm Beach	430
Floral City, Citrus	427
Ave Maria, Collier	426
Osprey, Sarasota	423
Chuluota, Seminole	415
Lake Park, Palm Beach	412
Hastings, St. Johns	410
Holly Hill, Volusia	409
Tequesta, Palm Beach	408
Grand Island, Lake	396
Centerville, Leon	396
Pierson, Volusia	390
Grand Ridge, Jackson	383
Montverde, Lake	381
Raiford, Union	376
Hallandale Beach, Broward	360
Malabar, Brevard	356
Gotha, Orange	355
Indian Rocks Beach, Pinellas	354
Bryceville, Nassau	353
Alafaya, Orange	348
Greenville, Madison	345
Fort McCoy, Marion	343
Satsuma, Putnam	341
Lake Panasoffkee, Sumter	339
Vernon, Washington	338
Elkton, St. Johns	337
Kenneth City, Pinellas	334
Reddick, Marion	327
Jennings, Hamilton	326
Sebastian, Brevard	325
Melrose, Putnam	324
Malone, Jackson	323
Eastpoint, Franklin	321
Anthony, Marion	319
Belleair, Pinellas	319
San Antonio, Pasco	316
Greenacres, Palm Beach	316
Morrison, Levy	316
Winter Park, Seminole	313
Laurel Hill, Okaloosa	312
Geneva, Seminole	309
Valparaiso, Okaloosa	306
Westville, Holmes	304
Lehigh, Lee	299
O Brien, Suwannee	299
Kindred, Osceola	293
Fern Park, Seminole	292
Greenwood, Jackson	287
Ponce De Leon, Holmes	278
South Pasadena, Pinellas	272
University Of Central Fl, Orange	271
Eglin Air Force Base, Okaloosa	269

COVID-19: characteristics of 2,286,332 Florida resident cases

Data through Jun 2, 2021 verified as of Jun 3, 2021 at 09:25 AM

Data in this report are provisional and subject to change.

The table below includes the cities and counties of residence for cases in Florida residents based on the patient's ZIP Code. Note that city is not always received as part of the initial notification and may be missing while the case is being investigated.

City and county	Cases
Weirsdale, Marion	265
Poinciana, Polk	265
Inlet Beach, Walton	263
Islamorada, Monroe	261
Sanibel, Lee	261
Edgewood, Orange	254
Cutler Bay, Dade	253
Fountain, Bay	249
Lee, Madison	248
Longboat Key, Manatee	247
White Springs, Hamilton	246
Southport, Bay	244
Saint James City, Lee	242
Gretna, Gadsden	237
Astatula, Lake	232
Madeira Beach, Pinellas	232
Howey-In-The-Hills, Lake	231
Hosford, Liberty	230
Holt, Okaloosa	229
Lakewood Ranch, Manatee	229
Wellborn, Suwannee	228
Juno Beach, Palm Beach	224
Atlantis, Palm Beach	223
Lake Helen, Volusia	223
Lauderdale By The Sea, Broward	222
Babson Park, Polk	219
Mcdavid, Escambia	218
Holmes Beach, Manatee	218
Altoona, Lake	217
Osteen, Volusia	214
Bay Harbor Islands, Dade	210
Micanopy, Alachua	210
Center Hill, Sumter	206
Zellwood, Orange	200
Sopchoppy, Wakulla	199
Azalea Park, Orange	199
Bokeelia, Lee	197
Alford, Jackson	196
Mcalpin, Suwannee	194
The Villages, Lake	192
Viera, Brevard	188
Hypoluxo, Palm Beach	187
Missing, Lee	187
Odessa, Pasco	186
Golden Beach, Dade	185
The Villages, Marion	184
Pomona Park, Putnam	183
Oak Hill, Volusia	183
Rocky Point, Hillsborough	181
Paisley, Lake	181
Mangonia Park, Palm Beach	181
Summerland Key, Monroe	173
Ponce Inlet, Volusia	171
University Of Fl, Alachua	170
University Of Miami, Dade	167
Grant-Valkaria, Brevard	167
Lutz, Pasco	166
Caryville, Washington	164
Sumterville, Sumter	163

COVID-19: characteristics of 2,286,332 Florida resident cases

Data through Jun 2, 2021 verified as of Jun 3, 2021 at 09:25 AM

Data in this report are provisional and subject to change.

The table below includes the cities and counties of residence for cases in Florida residents based on the patient's ZIP Code. Note that city is not always received as part of the initial notification and may be missing while the case is being investigated.

City and county	Cases
Hollister, Putnam	163
Bay Lake, Orange	161
Citrus Springs, Citrus	161
Lockhart, Orange	157
Big Pine Key, Monroe	157
Christmas, Orange	153
Lady Lake, Sumter	152
San Mateo, Putnam	151
Carrollwood, Hillsborough	151
Inglis, Levy	151
Hiawassee, Orange	151
Missing, Pinellas	148
West Park, Broward	145
Missing, St. Johns	142
Clair-Mel City, Hillsborough	141
Harmony, Osceola	141
University Of Central Florida, Orange	140
Lake Hamilton, Polk	139
Buena Ventura Lakes, Osceola	138
Baldwin, Duval	138
Missing, Sumter	134
Cloud Lake, Palm Beach	134
Kendall, Dade	134
Hampton, Bradford	133
Apopka, Seminole	132
Clarksville, Calhoun	132
Placida, Charlotte	131
Steinhatchee, Taylor	127
Matlacha, Lee	126
Seville, Volusia	126
City Of Sunrise, Broward	126
Temple Terrace, Hillsborough	125
Belleair Beach, Pinellas	125
Sunny Isles Beach, Dade	122
Barry University, Dade	122
Lighthouse Point, Broward	121
Tierra Verde, Pinellas	121
Astor, Lake	120
Dania Beach, Broward	120
Callaway, Bay	117
Saint Leo, Pasco	117
Hurlburt Field, Okaloosa	116
Panacea, Wakulla	116
Dinsmore, Duval	115
Cedar Key, Levy	114
Bradenton Beach, Manatee	112
Florahome, Putnam	111
Brooker, Bradford	110
Princeton, Dade	109
Tyndall Air Force Base, Bay	109
Lamont, Jefferson	109
Canal Point, Palm Beach	108
Missing, Lake	108
Waldo, Alachua	108
Kathleen, Polk	107
Florida Gulf Coast Univ, Lee	106
Barefoot Bay, Brevard	103
Fruit Cove, St. Johns	103
University Of South Florida, Hillsborough	99

COVID-19: characteristics of 2,286,332 Florida resident cases

Data through Jun 2, 2021 verified as of Jun 3, 2021 at 09:25 AM

Data in this report are provisional and subject to change.

The table below includes the cities and counties of residence for cases in Florida residents based on the patient's ZIP Code. Note that city is not always received as part of the initial notification and may be missing while the case is being investigated.

City and county	Cases
Ocean Ridge, Palm Beach	99
Bascom, Jackson	98
South Fort Myers, Lee	98
Lorida, Highlands	97
Pinetta, Madison	96
Crystal Beach, Pinellas	94
Fort Denaud, Hendry	93
Maitland, Seminole	92
Missing, St. Lucie	90
F M, Lee	90
Yalaha, Lake	90
Saint Pete Beach, Pinellas	88
Missing, Marion	87
Boca Grande, Lee	86
Welaka, Putnam	82
Patrick Air Force Base, Brevard	82
Eatonville, Orange	80
Wekiwa Springs, Seminole	79
North Venice, Sarasota	76
Palma Ceia, Hillsborough	76
Campbellton, Jackson	75
Cudjoe Key, Monroe	75
Avon Park, Polk	73
Miami Springs, Dade	73
Missing, Duval	73
Reunion, Osceola	72
Anna Maria, Manatee	72
Ochopee, Collier	71
Missing, Palm Beach	70
Stock Island, Monroe	70
Georgetown, Putnam	69
Missing, Pasco	69
Air Mail Facility, Dade	69
Greensboro, Gadsden	68
Felda, Hendry	68
Northdale, Hillsborough	68
Destin, Walton	67
University Of Tampa, Hillsborough	65
Treasure Island, Pinellas	64
North Redington Beach, Pinellas	64
Mexico Beach, Bay	63
Micco, Brevard	62
Bellview, Escambia	60
Duette, Manatee	60
Highland City, Polk	60
Okahumpka, Lake	59
Bonita Beach, Lee	59
Orlando, Seminole	58
Miami, Broward	58
Lake Suzy, Desoto	58
Walnut Hill, Escambia	58
Singer Island, Palm Beach	57
Green Acres, Palm Beach	56
Ona, Hardee	56
Naranja, Dade	56
Miromar Lakes, Lee	55
Heathrow, Seminole	55
Stetson University, Volusia	55
Enterprise, Volusia	54

COVID-19: characteristics of 2,286,332 Florida resident cases

Data through Jun 2, 2021 verified as of Jun 3, 2021 at 09:25 AM

Data in this report are provisional and subject to change.

The table below includes the cities and counties of residence for cases in Florida residents based on the patient's ZIP Code. Note that city is not always received as part of the initial notification and may be missing while the case is being investigated.

City and county	Cases
Missing, Santa Rosa	54
Town N Country, Hillsborough	53
Waverly, Polk	52
Intercession City, Osceola	52
Orlando, Dade	52
Aloma, Orange	52
Salt Springs, Marion	51
Terra Ceia, Manatee	51
Palm Beach Shores, Palm Beach	51
Florida International Univ, Dade	50
Missing, Brevard	50
Missing, Hillsborough	49
Missing, Broward	49
Eaton Park, Polk	49
Bayonet Point, Pasco	48
Florence Villa, Polk	48
Ridge Manor, Pasco	47
Cinco Bayou, Okaloosa	47
Kenansville, Osceola	47
Sugarloaf Key, Monroe	46
Village Wellington, Palm Beach	45
Ebro, Washington	45
Miami Shores, Dade	45
Hialeah Gardens, Dade	44
North Bay Village, Dade	44
Sewalls Point, Martin	44
Missing, Seminole	44
Orlando, Osceola	44
Lakeshore, Polk	44
Gulf Breeze, Escambia	44
Key Colony Beach, Monroe	44
Lacoochee, Pasco	43
Manalapan, Palm Beach	43
Bradley, Polk	43
Pine Hills, Orange	42
Bayshore Gardens, Manatee	42
Village Of Wellington, Palm Beach	42
Poinciana, Osceola	41
Cortez, Manatee	41
Florida A And M University, Leon	41
Homeland, Polk	40
Tice, Lee	40
Davenport, Osceola	40
Saint Johns, Duval	40
Bonaventure, Broward	40
Pasadena, Pinellas	40
Univ Of FI Student Dorms, Alachua	39
Eloise, Polk	39
Westlake, Palm Beach	39
Lealman, Pinellas	39
Jupiter, Martin	39
Ponte Vedra, Duval	38
Bay Pines, Pinellas	38
Highland Beach, Palm Beach	37
Lulu, Columbia	37
Orlando, Volusia	37
Orlando, Broward	37
Venus, Highlands	37
Pine Castle, Orange	36

COVID-19: characteristics of 2,286,332 Florida resident cases

Data through Jun 2, 2021 verified as of Jun 3, 2021 at 09:25 AM

Data in this report are provisional and subject to change.

The table below includes the cities and counties of residence for cases in Florida residents based on the patient's ZIP Code. Note that city is not always received as part of the initial notification and may be missing while the case is being investigated.

City and county	Cases
Orlando, Polk	35
Palm Shores, Brevard	35
Sydney, Hillsborough	35
City Of Westlake, Palm Beach	34
Alturas, Polk	34
Hallandale Beach, Broward	34
Flemington, Marion	34
Siesta Key, Sarasota	34
Dowling Park, Suwannee	34
Mcintosh, Marion	33
Indian Lake Estates, Polk	33
Little Torch Key, Monroe	33
Kinard, Calhoun	32
Bagdad, Santa Rosa	32
Wekiva Springs, Seminole	32
Palmdale, Glades	32
Penney Farms, Clay	32
Missing, Citrus	32
Homosassa Springs, Citrus	32
South Palm Beach, Palm Beach	32
Westchase, Hillsborough	31
Nocatee, Desoto	31
Saint Marks, Wakulla	30
Missing, Manatee	30
Hawthorne, Putnam	30
Pembroke Park, Broward	30
Missing, Indian River	29
Archer, Levy	29
Chokoloskee, Collier	29
Bonita Springs, Collier	29
Horseshoe Beach, Dixie	29
Sparr, Marion	28
Caryville, Holmes	28
Tangerine, Orange	28
Balm, Hillsborough	28
New Smyrna, Volusia	28
Orange Lake, Marion	27
Wabasso, Indian River	27
Florida State, Leon	27
Long Key, Monroe	27
Redington Shores, Pinellas	26
Loughman, Polk	26
Labelle, Glades	26
Paxton, Walton	26
La Crosse, Alachua	26
Earleton, Alachua	26
Fort Lauderdale, Dade	26
Orlando, Hillsborough	26
Tioga, Alachua	26
Missing, Monroe	25
Missing, Escambia	25
Buckingham, Lee	25
Pensacola Beach, Santa Rosa	25
Yankeetown, Levy	25
South Miami Heights, Dade	25
Bostwick, Putnam	24
Goulds, Dade	24
Santa Fe, Alachua	24
Union Park, Orange	24

COVID-19: characteristics of 2,286,332 Florida resident cases

Data through Jun 2, 2021 verified as of Jun 3, 2021 at 09:25 AM

Data in this report are provisional and subject to change.

The table below includes the cities and counties of residence for cases in Florida residents based on the patient's ZIP Code. Note that city is not always received as part of the initial notification and may be missing while the case is being investigated.

City and county	Cases
Boca Raton, Broward	24
Champions Gate, Polk	23
Citrus Ridge, Indian River	23
Mango, Hillsborough	23
Laud-By-The-Sea, Broward	23
Missing, Okaloosa	23
Ramrod Key, Monroe	22
Jensen Beach, St. Lucie	22
Kissimmee, Orange	22
Parker, Bay	22
Crystal Springs, Pasco	22
Bonifay, Washington	22
Florida Dept Of Corrections, Union	22
Fort Ogden, Desoto	22
Wausau, Washington	22
Plymouth, Orange	22
Branford, Lafayette	22
Perdido Key, Escambia	22
Mexico Beach, Gulf	22
Florida International University, Dade	22
Sun City, Hillsborough	21
Florida State Univ Admin, Leon	21
Everglades City, Collier	21
Golden Oak, Orange	21
Candler, Marion	21
Lake Como, Putnam	21
Missing, Collier	21
Trenton, Levy	21
Lowell, Marion	20
Brooksville, Pasco	20
Hollywood, Dade	20
Lake Buena Vista, Orange	20
Nalcrest, Polk	20
Goodland, Collier	20
Indian River Shores, Indian River	20
Gulf Stream, Palm Beach	19
Babcock Ranch, Lee	19
Webster, Hernando	19
High Springs, Gilchrist	19
Maxville, Duval	19
Tallevast, Manatee	19
Johns Pass Village, Pinellas	19
Miami Gardens, Broward	19
Orlando, Palm Beach	19
Wildlight, Nassau	19
Otter Creek, Levy	18
Forest City, Orange	18
Hialeah, Broward	18
Trilby, Pasco	18
Belleair Bluffs, Pinellas	18
West Panama City Beach, Bay	18
Babcock Ranch, Charlotte	18
Lakewood Ranch, Sarasota	18
Mount Dora, Orange	18
Hillsboro Beach, Broward	18
Nichols, Polk	18
Graham, Bradford	17
Missing, Martin	17
Braden River, Manatee	17

COVID-19: characteristics of 2,286,332 Florida resident cases

Data through Jun 2, 2021 verified as of Jun 3, 2021 at 09:25 AM

Data in this report are provisional and subject to change.

The table below includes the cities and counties of residence for cases in Florida residents based on the patient's ZIP Code. Note that city is not always received as part of the initial notification and may be missing while the case is being investigated.

City and county	Cases
Missing, Bay	17
Shady Hills, Pasco	17
Hutchinson Island, St. Lucie	17
Gulf Hammock, Levy	17
Graceville, Holmes	17
Lake Monroe, Seminole	17
Winter Garden, Lake	17
Daytona Beach Shores, Volusia	17
Deer Island, Lake	17
Wewahitchka, Calhoun	16
Lake City, Suwannee	16
Woodville, Leon	16
Miami, Unknown	16
Eau Gallie, Brevard	16
Saint Lucie West, St. Lucie	16
Watersound, Walton	16
Hernando Beach, Hernando	16
White Springs, Columbia	16
Dade City, Hernando	16
Suwannee, Dixie	16
Village Of Palmetto Bay, Dade	15
Indian Creek Village, Dade	15
Orlando, Lake	15
Orlando, Pinellas	15
Murdock, Charlotte	14
Choctaw Beach, Okaloosa	14
Captiva, Lee	14
Kingsley Lake, Bradford	14
Los Angeles, Dade	14
Copeland, Collier	14
Wahneta, Polk	14
Durant, Hillsborough	14
Laurel Hill, Walton	14
Virginia Gardens, Dade	14
Mount Plymouth, Lake	13
Elfers, Pasco	13
Greenville, Taylor	13
Holder, Citrus	13
Roseland, Indian River	13
Gonzalez, Escambia	13
Steinhatchee, Dixie	13
Umatilla, Marion	13
Grandin, Putnam	13
Missing, Sarasota	13
Long Boat Key, Manatee	13
Orlando, Brevard	13
Saint George Island, Franklin	13
Unknown, Dade	13
Redington Beach, Pinellas	13
Alys Beach, Bay	13
Fort Charlotte, Charlotte	13
Gibsonia, Polk	12
East Lake, Marion	12
Goldenrod, Seminole	12
Naples, Lee	12
Missing, Nassau	12
Rosemary Beach, Walton	12
Pensacola Beach, Escambia	12
Leisure City, Dade	12

COVID-19: characteristics of 2,286,332 Florida resident cases

Data through Jun 2, 2021 verified as of Jun 3, 2021 at 09:25 AM

Data in this report are provisional and subject to change.

The table below includes the cities and counties of residence for cases in Florida residents based on the patient's ZIP Code. Note that city is not always received as part of the initial notification and may be missing while the case is being investigated.

City and county	Cases
Citrus Hills, Citrus	12
Missing, Putnam	12
Fanning Springs, Gilchrist	12
Day, Lafayette	11
Nobleton, Hernando	11
Cypress, Jackson	11
Sea Ranch Lakes, Broward	11
Deerfield Beach, Palm Beach	11
Missing, Polk	11
University Park, Manatee	11
Saint Augustine Beach, St. Johns	10
Worthington Springs, Union	10
Telogia, Liberty	10
Missing, Taylor	10
Barberville, Volusia	10
Innovation, Pasco	10
Haines Creek, Lake	10
Forest City, Seminole	10
Ozona, Pinellas	10
Ybor City, Hillsborough	10
Rubonia, Manatee	10
Briny Breezes, Palm Beach	10
Basinger, Okeechobee	10
East Rockland Key, Monroe	10
Perrine, Dade	10
Orlando, Leon	10
Orlando, Duval	10
Seacrest, Walton	10
Saint Augustine, Duval	9
West Delray Beach, Palm Beach	9
Grant Valkaria, Brevard	9
High Springs, Columbia	9
Keystone Heights, Bradford	9
Lamont, Madison	9
Lloyd, Jefferson	9
Cottondale, Washington	9
Scottsmoor, Brevard	9
Palma Sola, Manatee	9
Pine Ridge, Citrus	9
Beverly Beach, Flagler	9
Putnam Hall, Putnam	9
Fairfield, Marion	9
Ferndale, Lake	9
Missing, Jackson	9
Indian Shores, Pinellas	8
Cross Creek, Alachua	8
Quail Heights, Dade	8
Palm City, St. Lucie	8
Seybold, Dade	8
White City, Gulf	8
Sunny Hills, Washington	8
Missing, Clay	8
Jerome, Collier	8
Ridge Manor Estates, Sumter	8
Ponce De Leon, Walton	8
Anastasia Island, St. Johns	8
Salem, Taylor	8
Orange Springs, Marion	8
Oneco, Manatee	8

COVID-19: characteristics of 2,286,332 Florida resident cases

Data through Jun 2, 2021 verified as of Jun 3, 2021 at 09:25 AM

Data in this report are provisional and subject to change.

The table below includes the cities and counties of residence for cases in Florida residents based on the patient's ZIP Code. Note that city is not always received as part of the initial notification and may be missing while the case is being investigated.

City and county	Cases
Weirsdale, Lake	8
Evinston, Alachua	8
Inglis, Citrus	7
Fernandina, Nassau	7
Missing, Flagler	7
Orange Park, Duval	7
Port Saint John, Brevard	7
Clarcona, Orange	7
Morrison, Marion	7
Orlando, Pasco	7
Longboat Key, Sarasota	7
Dearborn, Dade	7
Duck Key, Monroe	7
Missing, Walton	7
Labelle, Lee	7
Switzerland, St. Johns	7
Maitland, Volusia	7
Aripeka, Pasco	7
Deland, Lake	7
Valkaria, Brevard	7
Orlando, Alachua	7
River Ranch, Polk	7
Niceville, Walton	7
Okeechobee, Glades	7
Punta Gorda, Lee	6
Holt, Santa Rosa	6
Inlet Beach, Bay	6
Missing, Leon	6
Missing, Hernando	6
Orlando, Flagler	6
Orlando, Marion	6
Oklawaha, Marion	6
Shady Grove, Taylor	6
Missing, Highlands	6
Port Salerno, Martin	6
Winter Park, Polk	6
Winderemere, Orange	6
Lake Worth, Broward	6
Maitland, Hillsborough	6
Grove City, Charlotte	6
Eglin, Okaloosa	6
Coco River, Collier	6
Bruce, Holmes	6
Cape Haze, Charlotte	6
Miramar, Dade	6
Missing, Osceola	6
Newberry, Gilchrist	6
San Carlos Park, Lee	6
Glenwood, Volusia	6
Miccosukee, Leon	6
Orchid, Indian River	6
Point Washington, Walton	6
Mayport Naval Station, Duval	6
Lake Butler, Bradford	6
Maitland, Osceola	6
Bradenton, Sarasota	6
Ocoee, Lake	6
Missing, Unknown	6
Okeechobee, Martin	5

COVID-19: characteristics of 2,286,332 Florida resident cases

Data through Jun 2, 2021 verified as of Jun 3, 2021 at 09:25 AM

Data in this report are provisional and subject to change.

The table below includes the cities and counties of residence for cases in Florida residents based on the patient's ZIP Code. Note that city is not always received as part of the initial notification and may be missing while the case is being investigated.

City and county	Cases
Passport, Unknown	5
Pompano Beach, Palm Beach	5
Orlando, Manatee	5
Wakulla Springs, Wakulla	5
Cypress Gardens, Polk	5
Island Grove, Alachua	5
Jonesville, Alachua	5
Missing, Alachua	5
Bonnie, Dade	5
Alys Beach, Walton	5
Delray Beach, Broward	5
Seacrest, Bay	5
Williston, Marion	5
Okeechobee, Osceola	5
North Fort Myers, Charlotte	5
Fort Lauderdale, Palm Beach	5
Jacksonville Naval Air Station, Duval	5
Bayou George, Bay	5
Boynton Beach, Broward	5
Ebro, Bay	5
Highland Park, Polk	5
Los Angeles, Broward	5
Westchester, Dade	5
Melrose, Bradford	5
Mid Florida, Seminole	5
Ocean Breeze, Martin	5
Missing, Columbia	5
Milton, Escambia	5
Jacksonville, Clay	5
Greenville, Jefferson	5
Mayport, Duval	5
Clermont, Polk	5
Pass, Unknown	5
Stuart, St. Lucie	5
Lake Geneva, Clay	5
Miami, Palm Beach	5
Live Oak, Madison	4
Loxahatchee Groves, Palm Beach	4
West Bradenton, Manatee	4
Marina Del Rey, Dade	4
Lake Harbor, Palm Beach	4
Glen Ridge, Palm Beach	4
Coconut Creek, Palm Beach	4
Orem, Palm Beach	4
Jacksonville, Dade	4
Arcadia, Hillsborough	4
Branford, Gilchrist	4
Champions Gate, Osceola	4
Clewiston, Palm Beach	4
Conch Key, Monroe	4
Melrose, Clay	4
Sharpes, Brevard	4
Sugarloaf, Monroe	4
Wacissa, Jefferson	4
Lazy Lake, Broward	4
Lamont, Taylor	4
Sandestin, Walton	4
Pompano Beach, Dade	4
El Jobean, Charlotte	4

COVID-19: characteristics of 2,286,332 Florida resident cases

Data through Jun 2, 2021 verified as of Jun 3, 2021 at 09:25 AM

Data in this report are provisional and subject to change.

The table below includes the cities and counties of residence for cases in Florida residents based on the patient's ZIP Code. Note that city is not always received as part of the initial notification and may be missing while the case is being investigated.

City and county	Cases
Bella Collina, Lake	4
Hinsdale, Manatee	4
International Service Center, Dade	4
Indian Rock Beach, Pinellas	4
Cape San Blas, Gulf	4
Bowling Green, Polk	4
North Miami Beach, Broward	4
Monticello, Madison	3
Plantation Key, Monroe	3
Samoset, Manatee	3
Vernon, Bay	3
Apopka, Lake	3
Crestview, Walton	3
Cross Key, Monroe	3
Fernandina Beach, Duval	3
Fpo, Duval	3
Green Cove Springs, Duval	3
Lake Clarke Shores, Palm Beach	3
Mayport Naval Housing, Duval	3
Julington Creek, St. Johns	3
Jupiter Island, Martin	3
Kathleen, Pasco	3
Ocean Reef Club, Monroe	3
Missing, Washington	3
Mims, Volusia	3
Miami Beach, Unknown	3
Marco Island, Lee	3
Alford, Washington	3
Altamonte Springs, Orange	3
Orlando, Escambia	3
Pass-A-Grille, Pinellas	3
Port St. Lucie, St. Lucie	3
Vero Beach, St. Lucie	3
Winter Park, Volusia	3
Land O Lakes, Hillsborough	3
Lady Lake, Marion	3
Homeless, Hillsborough	3
Jacksonville , Duval	3
Ft Pierce, St. Lucie	3
Brooklyn, Broward	3
Westville, Walton	3
Orlo Vista, Orange	3
Pembroke Lakes, Broward	3
Milligan, Okaloosa	3
Sorrento, Orange	3
Stuart, Palm Beach	3
University Of Central Fl, Hillsborough	3
Jacksonville, Alachua	3
Marina Del Rey, Broward	3
Coraopolis, Citrus	3
Chicago, Lee	3
Bristol, Calhoun	3
Aventura, Broward	3
Inverness, Polk	3
Pass, Dade	3
Vero Beach, Brevard	3
Pp, Dade	3
Woodside, Broward	3
Wimauma, Manatee	3

COVID-19: characteristics of 2,286,332 Florida resident cases

Data through Jun 2, 2021 verified as of Jun 3, 2021 at 09:25 AM

Data in this report are provisional and subject to change.

The table below includes the cities and counties of residence for cases in Florida residents based on the patient's ZIP Code. Note that city is not always received as part of the initial notification and may be missing while the case is being investigated.

City and county	Cases
Brewton, Escambia	3
Apopka, Broward	3
Lanark Village, Franklin	3
Maitland, Polk	3
Miami Shores, Broward	3
Pineland, Lee	3
Redland, Dade	3
Tampa, Pinellas	3
Tampa Palms, Hillsborough	3
Tarpon Springs, Pasco	3
Winter Garden, Seminole	3
Clermont, Orange	3
Ludlam, Dade	3
Laurel, Sarasota	3
West Palm Beach, Broward	3
Wildwood, Marion	3
Village Of Golf, Palm Beach	3
Saint Augusaintine Beach, St. Johns	3
Port Saint Lucie, Martin	3
Palm Coast, Volusia	3
Saint Petersburg, Hillsborough	3
Opa Locka, Broward	3
Loxahatchee, Broward	3
Lynbrook, Broward	3
Miami, Orange	3
Lake City, Duval	3
Lakeland, Hillsborough	3
Immokalee, Lee	3
Hallandale Beach, Dade	3
Bradington, Manatee	3
Blountstown, Liberty	3
Blountstown, Jackson	2
Alligator Point, Franklin	2
Crawfordville, Leon	2
Eatonville, Lake	2
Lawtey, Union	2
Lehigh Acres, Dade	2
Miami, Hillsborough	2
Lutz, Pinellas	2
Los Angeles, Okaloosa	2
Louisville, Manatee	2
Orange City, Seminole	2
None, Dade	2
Navarre, Okaloosa	2
Mount Pleasant, Gadsden	2
Phoenix, Lake	2
Seven Springs, Pasco	2
Upper Key Largo, Monroe	2
University Of Central Florida, Brevard	2
West Villages, Sarasota	2
Zellwood, Lake	2
Lecanto, Marion	2
Lake Helen, Orange	2
Maitland, Leon	2
Melrose, Alachua	2
Fort Pierce, Martin	2
Fort Myers, Collier	2
Doctors Inlet, Clay	2
Bronx, Seminole	2

COVID-19: characteristics of 2,286,332 Florida resident cases

Data through Jun 2, 2021 verified as of Jun 3, 2021 at 09:25 AM

Data in this report are provisional and subject to change.

The table below includes the cities and counties of residence for cases in Florida residents based on the patient's ZIP Code. Note that city is not always received as part of the initial notification and may be missing while the case is being investigated.

City and county	Cases
Bonifay, Jackson	2
Bonnie, Duval	2
Bonnie, Sarasota	2
Winter Park, Leon	2
Weston, Dade	2
West Palm Beach, Dade	2
Orlando, Charlotte	2
Palm Springs North, Dade	2
St John, Broward	2
Olustee, Baker	2
Orlando, Santa Rosa	2
Maitland, Lake	2
Killarney, Orange	2
Jan Phyl Village, Polk	2
Hialeah Lakes, Dade	2
Hialeah, Orange	2
Moore Haven, Hendry	2
Naples, Broward	2
Cassadaga, Volusia	2
Fort Walton Beach, Walton	2
Duke Field Air Force Station, Okaloosa	2
Dunnellon, Levy	2
University Of Central Florida, Palm Beach	2
University Of Central Florida, Pinellas	2
Yalhala, Lake	2
Pp, Unknown	2
Provo, Broward	2
Pensacola, Santa Rosa	2
Ridge Manor, Hernando	2
Sumatra, Liberty	2
University Of Central Florida, Broward	2
West Point, Lee	2
Orlando, Okaloosa	2
Saint Teresa, Wakulla	2
Miamt, Dade	2
North Miami, Broward	2
Knoxville, Escambia	2
Maitland, Pasco	2
Homeless, Dade	2
Florida Power & Light Co, Dade	2
Amelia City, Nassau	2
Alligator Point, Wakulla	2
Casselberry, Orange	2
Dfafs, Okaloosa	2
Longview, Dade	2
Jacksonville Naval Hospital, Duval	2
Hosford, Calhoun	2
Yeehaw, Okeechobee	2
Tampa, Hernando	2
Noma, Holmes	2
Sebring, Desoto	2
Saint Lucie Village, St. Lucie	2
Ormond Beach, Flagler	2
Pembroke Pines, Dade	2
Northport, Sarasota	2
Saint Marys, Nassau	2
Port Saint Lucie, Palm Beach	2
Red Bay, Holmes	2
West Lafayette, Broward	2

COVID-19: characteristics of 2,286,332 Florida resident cases

Data through Jun 2, 2021 verified as of Jun 3, 2021 at 09:25 AM

Data in this report are provisional and subject to change.

The table below includes the cities and counties of residence for cases in Florida residents based on the patient's ZIP Code. Note that city is not always received as part of the initial notification and may be missing while the case is being investigated.

City and county	Cases
Windermere, Lake	2
Woodstock, Lee	2
Sutton, Pasco	2
Tequesta, Martin	2
Town Of Nocatee, St. Johns	2
Carl Fisher, Dade	2
Cross City, Taylor	2
Bay Harbor Islands, Unknown	2
Alachua, Duval	2
Fort Lauderdale, Alachua	2
Inwood, Broward	2
Jupiter, Dade	2
Micanopy, Marion	2
Winter Springs, Orange	2
Windermere, Hillsborough	2
Union, Manatee	2
University Of Central Fl, Seminole	2
Tampa, Duval	2
Venice, Dade	2
Sand Lake, Orange	2
Swansea, Lee	2
Okeechobee, Highlands	2
Pompano Beach, Osceola	2
Port Charlotte, Lee	2
At Large, Broward	2
Boys Ranch, Suwannee	2
Eatonville, Polk	2
Miami, Martin	2
New Port Richey, Hillsborough	2
Long Beach, Orange	2
Labelle, Collier	2
Jena, Taylor	2
Fort Pierce, Brevard	2
Marysville, Dade	2
Fl State Univ Student, Leon	2
Defuniak Springs, Okaloosa	2
Cibolo, Orange	2
Claysville, Hernando	2
Crescent Beach, Sarasota	2
Callahan, Duval	2
Tampa, Broward	2
Tarpon Springs, Hillsborough	2
South Miami, Broward	2
Port Canaveral, Brevard	2
Monument, Broward	2
Orlando, St. Lucie	2
Orlando, Walton	1
Oviedo, Lake	1
Orlando, St. Johns	1
Orem, Dade	1
Orlando, Citrus	1
Orlando, Collier	1
Orlando, Hernando	1
Ocala, Duval	1
Notrealville, Polk	1
Mokena, Lee	1
Myrtle Beach, Broward	1
Morrisville, Palm Beach	1
North Brunswick, St. Lucie	1

COVID-19: characteristics of 2,286,332 Florida resident cases

Data through Jun 2, 2021 verified as of Jun 3, 2021 at 09:25 AM

Data in this report are provisional and subject to change.

The table below includes the cities and counties of residence for cases in Florida residents based on the patient's ZIP Code. Note that city is not always received as part of the initial notification and may be missing while the case is being investigated.

City and county	Cases
North Grafton, Dade	1
Nashville, Palm Beach	1
Pooler, Broward	1
Punta Gorda, Sarasota	1
Putnam, Putnam	1
Plantation, Leon	1
Pensacola, Dade	1
Panomo City, Bay	1
Parrish, Sarasota	1
Ridgewood, Lee	1
Roayl Palm Beach, Palm Beach	1
Roseville, Broward	1
Rye, Palm Beach	1
Saint Petersburg, Bay	1
St Cloud, Orange	1
St Helena Is, Dade	1
Statenville, Suwannee	1
Vernon, Walton	1
Unknown, Manatee	1
Tinley Park, Manatee	1
Twentynine Palms, Broward	1
Waukesha, Volusia	1
Whippany, Volusia	1
Wilmington, Charlotte	1
Windermere, Alachua	1
Winfield, Hillsborough	1
Winter Garden, Unknown	1
Winter Park, Brevard	1
Xifamk, Dade	1
Buffalo, Dade	1
Canton, Duval	1
Brunswick, Polk	1
Bryceville, Duval	1
Bradentom, Manatee	1
Bradenton, Lee	1
Boca Raton, Dade	1
Boca Raton, Madison	1
Bogota, Unknown	1
Bal Harbour, Broward	1
Atlanta, Walton	1
Attalla, Broward	1
Auburn, Palm Beach	1
Autaugaville, Broward	1
Apopka, Volusia	1
Alachua, Suwannee	1
Alafaya, Broward	1
Alafaya, Pinellas	1
Crestview, Broward	1
Clearwater, Leon	1
Charlotte, Alachua	1
Crystal River, Marion	1
Dalecity, Okaloosa	1
Daytona Beach, Orange	1
Deerfield Beach, Polk	1
Dona Vista, Lake	1
East Setauket, Palm Beach	1
El Dorado, Palm Beach	1
Fayetteville, Broward	1
Fellsmere, Brevard	1

COVID-19: characteristics of 2,286,332 Florida resident cases

Data through Jun 2, 2021 verified as of Jun 3, 2021 at 09:25 AM

Data in this report are provisional and subject to change.

The table below includes the cities and counties of residence for cases in Florida residents based on the patient's ZIP Code. Note that city is not always received as part of the initial notification and may be missing while the case is being investigated.

City and county	Cases
Florida City, Unknown	1
Fort Lauderdale, Collier	1
Fort Myers, Alachua	1
Fleming Island, Duval	1
Glen Saint Mary, Duval	1
Golf, Palm Beach	1
Gainesville, Levy	1
Greensboro, Leon	1
Great Neck, Dade	1
Jacksonville, Baker	1
Jacksonville, Marion	1
Jupiter Inlet, Palm Beach	1
Holiday, Hillsborough	1
Immokalee, Walton	1
Merrick, Palm Beach	1
Metter, Manatee	1
Miami, Osceola	1
Miamiardens, Unknown	1
Miamksaohes, Dade	1
Lake Forest, Collier	1
Macclenny, Dixie	1
Madison, Jefferson	1
Maitland, Collier	1
Key West Naval Air Station, Monroe	1
Key West, Palm Beach	1
Kilgore, Dade	1
Land O Lakes, Unknown	1
Lawton, Okaloosa	1
Levittown, Palm Beach	1
Lima, Manatee	1
Lima, Volusia	1
Indianapolis, Lee	1
Jupiter, Pinellas	1
Kansas City, Palm Beach	1
Los Angeles, Orange	1
Maitland, Palm Beach	1
Lake In The Hills, Broward	1
Litchfield Park, Monroe	1
Littleton, St. Johns	1
Newaygo, Charlotte	1
North Port, Charlotte	1
Na, Dade	1
Naples, Unknown	1
New Canaan, Dade	1
Milford, Bay	1
Milford, Unknown	1
Melbourne, Volusia	1
Marianna, Leon	1
Marianna, Washington	1
Mary Esther, Hillsborough	1
Marathon Shores, Monroe	1
Mattoon, Lee	1
Eureka, Flagler	1
Evansville, Citrus	1
Denton, Broward	1
Destin, Bay	1
Dpo, Dade	1
Crescent City, Marion	1
Commerce Township, Manatee	1

COVID-19: characteristics of 2,286,332 Florida resident cases

Data through Jun 2, 2021 verified as of Jun 3, 2021 at 09:25 AM

Data in this report are provisional and subject to change.

The table below includes the cities and counties of residence for cases in Florida residents based on the patient's ZIP Code. Note that city is not always received as part of the initial notification and may be missing while the case is being investigated.

City and county	Cases
Crawfordville, Alachua	1
Fort Lauderdale, Lee	1
Fort Myers, Polk	1
Fort Worth, Broward	1
Franklin, Orange	1
Frostproof, Highlands	1
Gainesville, Palm Beach	1
Gainesville, Santa Rosa	1
Glens Falls, Broward	1
Gwynn Oak, Polk	1
Brewster, Palm Beach	1
Brownsville, Escambia	1
Bryant, Palm Beach	1
Bonnie, St. Johns	1
Clearwater, Hillsborough	1
Coal City, Pasco	1
Celebration, Orange	1
Chicago, Broward	1
Austin, Dade	1
Apo, Collier	1
Big Torch Key, Monroe	1
Black, Holmes	1
Boca Raton, Lee	1
8852 Teacher Ln, Pasco	1
Addison, Pasco	1
Apopka, Citrus	1
Apopka, Hillsborough	1
Arabi, Orange	1
Port Saint Lucie, Marion	1
Roswell, Bay	1
Royal Palm, Palm Beach	1
Ruskin, Dade	1
Ruskin, Manatee	1
Saginaw, Broward	1
Panama City Beach, Broward	1
Pittsburgh, Alachua	1
Playa Del Rey, Palm Beach	1
Plymouth, Pasco	1
Opa Locka, Orange	1
Pensacola Naval Hospital, Escambia	1
Oviedo, Orange	1
Pace, Escambia	1
Painted Post, Pasco	1
Palatka, Marion	1
Tampa, Citrus	1
Surfside Beach, Orange	1
Summerdale, Escambia	1
Sun City Center, Lee	1
Temple, Palm Beach	1
Unknown, Duval	1
Upland, Manatee	1
Valrico, Polk	1
Scottsdale, Brevard	1
Scottsdale, Palm Beach	1
St Peterburg, Orange	1
Staten Island, Broward	1
Stiamk, Dade	1
Saint Charles, Orange	1
Saint Petersburg, Duval	1

COVID-19: characteristics of 2,286,332 Florida resident cases

Data through Jun 2, 2021 verified as of Jun 3, 2021 at 09:25 AM

Data in this report are provisional and subject to change.

The table below includes the cities and counties of residence for cases in Florida residents based on the patient's ZIP Code. Note that city is not always received as part of the initial notification and may be missing while the case is being investigated.

City and county	Cases
Saint Petersburg, Manatee	1
Wabasha, Clay	1
West Hollywood, Broward	1
Wekiwa Springs, Orange	1
Wakefield, Broward	1
Waverly, Duval	1
Winnetka, Dade	1
Winter Garden, Osceola	1
Winter Haven, Leon	1
Winter Haven, Osceola	1
Winter Park, Duval	1
Winter Park, Palm Beach	1
Winter Springs, Polk	1
Youngstown, Washington	1
Wildwood, Lee	1
Willington, Lee	1
Milford, Lee	1
Missing, Okeechobee	1
Monroe Township, Palm Beach	1
Monroe, Lee	1
Moore Haven, Okeechobee	1
Matawan, Palm Beach	1
Mckinney, Broward	1
Miamc, Dade	1
Lake Butler, Alachua	1
Knoxville, Bay	1
Las Vegas, Palm Beach	1
Ldhl, Broward	1
Longwood, Volusia	1
Leesburg, Seminole	1
Lehigh Acres, Collier	1
Lincoln, St. Lucie	1
Little Neck, Lee	1
Jupiter, St. Lucie	1
Kenilworth, Leon	1
Key West, Duval	1
Kingsland, Nassau	1
Keys West, Unknown	1
Irvine, Marion	1
Istachatta, Hernando	1
Intrcsion Cty, Osceola	1
Inverness, Marion	1
Jacksonville, Orange	1
Jefferson, Dade	1
Jonesboro, Leon	1
Homeless, Monroe	1
Homeless, Pinellas	1
Howell, Dade	1
Hudson, Hernando	1
Hoclywsod, Dade	1
Holiday, Pinellas	1
Hernando, Marion	1
Hialeah, Collier	1
Indian Rocks Beach, Duval	1
Indiantown, Palm Beach	1
Inglewood, Sarasota	1
Fort Lauderdale, Leon	1
Fort Myers, Sarasota	1
Fort Pierce, Palm Beach	1

COVID-19: characteristics of 2,286,332 Florida resident cases

Data through Jun 2, 2021 verified as of Jun 3, 2021 at 09:25 AM

Data in this report are provisional and subject to change.

The table below includes the cities and counties of residence for cases in Florida residents based on the patient's ZIP Code. Note that city is not always received as part of the initial notification and may be missing while the case is being investigated.

City and county	Cases
Fort White, Clay	1
East Palatka, Hillsborough	1
Eastpoint, Leon	1
Dearborn, Broward	1
Deer Park, Dade	1
Deerfield, Dade	1
Deland, Seminole	1
Deltona, Seminole	1
Downingtown, Broward	1
Downingtown, Hillsborough	1
Dpo, Santa Rosa	1
Garden City, Alachua	1
Gaylord, Orange	1
Goodrich, Charlotte	1
Gotcha, Orange	1
Greensburg, Palm Beach	1
Harpers Ferry, Palm Beach	1
Helen, Bay	1
Haines City, Osceola	1
Erie, Monroe	1
Fisher Island, Unknown	1
Alpharetta, Broward	1
O, Manatee	1
Acworth, Okaloosa	1
Apopka, Clay	1
Asheville, Highlands	1
Astoria, Broward	1
Atmore, Escambia	1
Bartow, Hardee	1
Bel Air, Collier	1
Bonnie, Broward	1
Boston, Broward	1
Berryton, Palm Beach	1
Big Coppitt Key, Monroe	1
Dallas, Hernando	1
Dayton, Lake	1
Daytona Beach, Pinellas	1
Carmel, Orange	1
Cedar Springs, Hernando	1
Brooklyn, Dade	1
Brooklyn, Lee	1
Caracas, Dade	1
Troy, Manatee	1
Unkn, Duval	1
Topsham, Manatee	1
Sweetwater, Manatee	1
Syracuse, Polk	1
Tallahassee, Dade	1
Tamarac, Dade	1
Tavares, Orange	1
Waipahu, Santa Rosa	1
Ward, Polk	1
Wellborn, Columbia	1
West Apm Beach, Palm Beach	1
Venetian Islands, Dade	1
Yulee, St. Johns	1
Zephyrhills, Hillsborough	1
Winter Garden, Duval	1
Woodbine, Nassau	1

COVID-19: characteristics of 2,286,332 Florida resident cases

Data through Jun 2, 2021 verified as of Jun 3, 2021 at 09:25 AM

Data in this report are provisional and subject to change.

The table below includes the cities and counties of residence for cases in Florida residents based on the patient's ZIP Code. Note that city is not always received as part of the initial notification and may be missing while the case is being investigated.

City and county	Cases
West Yarmouth, St. Lucie	1
Rileyville, Flagler	1
Saint Joseph, Volusia	1
Russellville, Bay	1
Sagamore Beach, Charlotte	1
Saint Augustine, Broward	1
Saint Cloud, Palm Beach	1
Prattville, Hillsborough	1
Prestonsburg, Bay	1
Quincy, Jackson	1
Rapid City, Broward	1
Petersburg, Manatee	1
Piasa, Putnam	1
Saint Petersburg, Polk	1
San Antonio, Orange	1
Shirley, Flagler	1
Seminole, Leon	1
Suitland, Volusia	1
Sunbright, Palm Beach	1
Oakland, Lee	1
Oldsmar, Hillsborough	1
Olean, Alachua	1
North Palm Beach, Orange	1
Missing, Levy	1
Myakka City, Sarasota	1
New Middletown, Hillsborough	1
New Port Richey, Pinellas	1
Newberry, Marion	1
Newtown, Lake	1
Palmetto Bay, Palm Beach	1
Palmetto, Pasco	1
Parma, Manatee	1
Pass-A-Grille Beach, Pinellas	1
Other, Dade	1
Pembroke Pines, Orange	1
Pensacola, Sumter	1
Paducah, Manatee	1
Orlando, Jackson	1
Orlando, Lee	1
Perth Amboy, Hillsborough	1
Powell, Lee	1
Randolph, Orange	1
Rivera Beach, Palm Beach	1
Ocala, Citrus	1
Ocoee, Unknown	1
Odessa, Dade	1
Nantucket, Palm Beach	1
New Vernon, Palm Beach	1
Oldsray, Manatee	1
Newberry, Levy	1
Saint Augustine, Flagler	1
Port Orange, Brevard	1
Seffener, Hillsborough	1
Seminole, Lee	1
Sanford, Orange	1
Saint Petersburg, Charlotte	1
Stratford, Broward	1
South Hempstead, Alachua	1
Sunrtise, Dade	1

COVID-19: characteristics of 2,286,332 Florida resident cases

Data through Jun 2, 2021 verified as of Jun 3, 2021 at 09:25 AM

Data in this report are provisional and subject to change.

The table below includes the cities and counties of residence for cases in Florida residents based on the patient's ZIP Code. Note that city is not always received as part of the initial notification and may be missing while the case is being investigated.

City and county	Cases
Tallahassee, Madison	1
Tallahassee, Pinellas	1
Windermere, Volusia	1
Wtixrat, Dade	1
White Plains, Broward	1
Whites Creek, Leon	1
Vero Beach, Unknown	1
University Of Central Florida, Lee	1
Trenton, Dixie	1
Toms River, Lee	1
Tourist, Dade	1
Watersound, Bay	1
Wauchula, Desoto	1
Unk, Duval	1
Ventura, Orange	1
Hudson, Pinellas	1
Hoosick Falls, Broward	1
Hialeahgardens, Dade	1
Hiram, Leon	1
Jacksonville, Nassau	1
Indian Rock Beach, Palm Beach	1
Interlachen, Duval	1
Fort Myers, Broward	1
Gainesville, Okaloosa	1
Floralda, Okaloosa	1
Forestville, Volusia	1
Greenbrier, Bay	1
Greenville, Palm Beach	1
Groveland, Orange	1
Longwood, Broward	1
Lucaledale, St. Lucie	1
Kure Beach, Monroe	1
Lakeland, Palm Beach	1
Macclenny, Duval	1
Mantua, Broward	1
Leesburg, Broward	1
Kaclsonville, Duval	1
Kechi, Orange	1
Mayaguez, Dade	1
Mexico, Orange	1
Miami Gardens, Unknown	1
Middletown, Osceola	1
Monroe, Hillsborough	1
Missing, Gilchrist	1
Dover, Lee	1
Davenport, Lake	1
Dayton, Citrus	1
Dayton, Orange	1
Dearborn Heights, Hillsborough	1
Edgewood, Broward	1
Elkton, Putnam	1
Elmira, Manatee	1
Cincinnati, Dade	1
Chesterfield, Broward	1
Carteret, Polk	1
Connellsville, Highlands	1
Armstrong, St. Johns	1
Atl, Brevard	1
Alva, Escambia	1

COVID-19: characteristics of 2,286,332 Florida resident cases

Data through Jun 2, 2021 verified as of Jun 3, 2021 at 09:25 AM

Data in this report are provisional and subject to change.

The table below includes the cities and counties of residence for cases in Florida residents based on the patient's ZIP Code. Note that city is not always received as part of the initial notification and may be missing while the case is being investigated.

City and county	Cases
Andalusia, Escambia	1
Arcadia, Highlands	1
Baker, Santa Rosa	1
Belleville, Palm Beach	1
Belmont, Santa Rosa	1
Blountstown, Broward	1
Bronson, Alachua	1
Brooker, Alachua	1
Brandon, Pinellas	1
Bradenton, Clay	1
Bonita, Lee	1
Bocaraten, Palm Beach	1
Boston, Dade	1
Brewster, Volusia	1
Bryn Mawr, Palm Beach	1
Burkeville, Brevard	1
Camden Wyoming, Duval	1
Boca Raton,, Palm Beach	1
Bear Grass, Palm Beach	1
Azalea Park, Osceola	1
Altamonte, Orange	1
Alva, Collier	1
Amelia Village, Nassau	1
Allentown, Putnam	1
Apple Creek, Citrus	1
Barefoot Beach, Lee	1
Battle Creek, Manatee	1
Avon, Manatee	1
Aventura, Osceola	1
Conifer, Lee	1
Cutler Bay, Broward	1
Clarksboro, Lee	1
Chipley, Holmes	1
Chipley, Jackson	1
Celebration, Palm Beach	1
Chattanooga, Dade	1
Elbow Lake, Palm Beach	1
Everett, Dade	1
Eatonville, Seminole	1
Dale City, Dade	1
Daniel Island, Bay	1
Dunellen, Dade	1
Diamond, Highlands	1
Doral, Broward	1
Fort Denaud, Glades	1
Fort Meyers, Lee	1
Fairless Hills, Broward	1
Fl State Lot, Leon	1
Flamingo Lodge, Dade	1
Fortwalton Beach, Okaloosa	1
Garland, Orange	1
Homer, Escambia	1
Hialeah, Unknown	1
Hickory, Lee	1
Havana, Leon	1
Hersey, Pinellas	1
Longwood, Orange	1
Lansdale, Lake	1
Lapeer, Manatee	1

COVID-19: characteristics of 2,286,332 Florida resident cases

Data through Jun 2, 2021 verified as of Jun 3, 2021 at 09:25 AM

Data in this report are provisional and subject to change.

The table below includes the cities and counties of residence for cases in Florida residents based on the patient's ZIP Code. Note that city is not always received as part of the initial notification and may be missing while the case is being investigated.

City and county	Cases
Lehigh Cares, Lee	1
Live Oak, Columbia	1
Loganville, Orange	1
Lake Mary, Lake	1
Jeffersonville, Broward	1
Newtown, Dade	1
Ocean City, Broward	1
Old Town, Gilchrist	1
Opa Locka, Polk	1
Orem, Sarasota	1
Oviedo, Leon	1
Middleburg, Duval	1
Midland, Osceola	1
Missing, Hamilton	1
Missing, Wakulla	1
Monterey, Broward	1
Mumford, Manatee	1
N/A, Duval	1
Naples, Alachua	1
Miami, Charlotte	1
Miamii, Dade	1
San Antonio, Dade	1
Sanford, Palm Beach	1
Southborough, Dade	1
Ridgewood, Broward	1
Riverview, Manatee	1
Rochester, Broward	1
Roseland, Palm Beach	1
Republic, Monroe	1
Richmond, Palm Beach	1
Russellville, Hillsborough	1
Saint Augustine, Okaloosa	1
Pompano Beach, Alachua	1
Porter Ranch, Dade	1
Raiford, Bradford	1
Ponte Vedra Beach, Orange	1
Port Orange , Volusia	1
Port Saint Lucie, Indian River	1
Westerville, Hillsborough	1
Wilbur By The Sea, Volusia	1
Willowbrook, Lee	1
Wilmington, Pasco	1
Wesley Chapel, Hillsborough	1
Village Of Palm Springs, Palm Beach	1
Virginia Beach, Alachua	1
Wayne, Palm Beach	1
Webster, Pasco	1
Wekiva Springs, Orange	1
Tower Lakes, Lee	1
Union City, Bradford	1
University Of Central Fl, Pasco	1
Steinhatchee, Alachua	1
Sebastian, Lake	1
Tallahassee, Wakulla	1
Tampa, Escambia	1
Tampa, Manatee	1
Tangerine, Lake	1
Windermere, Okaloosa	1
Winter Garden, Hillsborough	1

COVID-19: characteristics of 2,286,332 Florida resident cases

Data through Jun 2, 2021 verified as of Jun 3, 2021 at 09:25 AM

Data in this report are provisional and subject to change.

The table below includes the cities and counties of residence for cases in Florida residents based on the patient's ZIP Code. Note that city is not always received as part of the initial notification and may be missing while the case is being investigated.

City and county	Cases
Wilton Manors, Dade	1
Woodland Hills, Brevard	1
Youngstown, Calhoun	1
Yulee, Duval	1
Summerville, Dade	1
Tallahassee, Escambia	1
Stockbridge, Leon	1
Sullivans Island, Dade	1
Tinley Park, Lee	1
University Of Central Fl, Dade	1
Telluride, Lee	1
Tampa, Lee	1
Tampa, Polk	1
Riverview, Pinellas	1
Rochester, Lee	1
Rosemary Beach, Bay	1
Saint Cloud, Orange	1
Saint Petersburg, Dade	1
San Juan, Osceola	1
San Pedro Sula, Dade	1
Sandy, Duval	1
Sevierville, Dade	1
South Otselic, Dade	1
Southampton, Palm Beach	1
Plant City, Hendry	1
Plant City, Pinellas	1
Richmond Heights, Dade	1
Ponce, Orange	1
Port Saint Lucie, Duval	1
Pound Ridge, Leon	1
Orlando, Highlands	1
Orem, Nassau	1
Olando, Orange	1
Parlin, Broward	1
Wellington, Broward	1
West Lafayette, Desoto	1
West Simsbury, Collier	1
Windermere, Polk	1
Winter Park, Lake	1
Wayne, Dade	1
Winter, Pinellas	1
Downers Grove, St. Lucie	1
Export, Palm Beach	1
Fort Myers, Lake	1
Felda, Palm Beach	1
Flagler Beach, Volusia	1
Flora, Lee	1
Fruitland Park, Sumter	1
Gainesville, Marion	1
Gastonia, Polk	1
Fresno, Pasco	1
Green, Clay	1
Greensburg, Orange	1
Greenville, Monroe	1
Groveland, Broward	1
Gulf Shores, Escambia	1
Clearwater, Highlands	1
Columbia, Orange	1
Coral Gables, Unknown	1

COVID-19: characteristics of 2,286,332 Florida resident cases

Data through Jun 2, 2021 verified as of Jun 3, 2021 at 09:25 AM

Data in this report are provisional and subject to change.

The table below includes the cities and counties of residence for cases in Florida residents based on the patient's ZIP Code. Note that city is not always received as part of the initial notification and may be missing while the case is being investigated.

City and county	Cases
Crestview, Dade	1
Dade City, Polk	1
Darien, Pasco	1
Delrey Beach, Palm Beach	1
Arcadia, Charlotte	1
Aspen, Palm Beach	1
Atl, Broward	1
Atlanta, Broward	1
Aurburndale, Polk	1
Aventura, Unknown	1
Azalea Park, Sarasota	1
Biscayne Park, Broward	1
Alpharetta, Alachua	1
Apalachicola, Leon	1
Brooksville, Columbia	1
Bryn Mawr, Collier	1
Canfield, Duval	1
Naugatuck, Lee	1
Myakka, Duval	1
Newport Beach, Palm Beach	1
North Adams, Manatee	1
North Little Rock, Palm Beach	1
Northville, Broward	1
Ocala, Indian River	1
Ocoee, Broward	1
Ocoee, Polk	1
New Vernon, Sarasota	1
New York, Broward	1
Missing, Hendry	1
Missing, Baker	1
Milford, Palm Beach	1
Minneapolis, Broward	1
Hilliard, Dade	1
Hollywood, Leon	1
Homestead, Monroe	1
Humble, Broward	1
Harrison, Dade	1
Havanna, Gadsden	1
Jacksonville, Flagler	1
Jacksonville, Palm Beach	1
Johns Island, Wakulla	1
Knoxville, Duval	1
Lake City, Volusia	1
Matlacha Island, Lee	1
Melbourne, Dade	1
Melbourne, Orange	1
Miami Beach, Palm Beach	1
Miami Granders, Dade	1
Los Angeles, Polk	1
Lakeland, Pasco	1
Palm Coast, Duval	1
Orlando, Union	1
Oviedo, Seminole	1
Oxford, Palm Beach	1
Opalocka, Dade	1
North Canton, Palm Beach	1
Oakland, Leon	1
Ocala, Alachua	1
Okeechobee, St. Lucie	1

COVID-19: characteristics of 2,286,332 Florida resident cases

Data through Jun 2, 2021 verified as of Jun 3, 2021 at 09:25 AM

Data in this report are provisional and subject to change.

The table below includes the cities and counties of residence for cases in Florida residents based on the patient's ZIP Code. Note that city is not always received as part of the initial notification and may be missing while the case is being investigated.

City and county	Cases
Miami, Collier	1
Miami, St. Lucie	1
Marshall, Palm Beach	1
New Richmond, Volusia	1
Steinhatchee, Madison	1
Spring Park, Alachua	1
South Burlington, Orange	1
Sarasota, Charlotte	1
Sarasota, Hillsborough	1
Shannon, Collier	1
Soddy Daisy, Broward	1
Soldotna, Broward	1
Saint Cloud, Lee	1
Saint Johns, Orange	1
San Antonio, Sarasota	1
Sanford, Volusia	1
Panama City, Walton	1
Perry, Leon	1
Perth Amboy, Monroe	1
Rio Dell, Volusia	1
Rochelle, Volusia	1
Port Saint Lucie, Orange	1
Princeton, Alachua	1
Provincetown, Collier	1
Wheaton, Lee	1
Wesley Chapel, Alachua	1
Umatilla, Alachua	1
University Of Central Florida, Monroe	1
Winter Park, Osceola	1
Wood River, Polk	1
Worcester, Palm Beach	1
Wilmington, Broward	1
Tangerine, Seminole	1
Tampa, Volusia	1
Tamarac, Seminole	1
Virginia Beach, Hernando	1
Waco, Broward	1
Washington, Broward	1
Tewksbury, Orange	1
Toms River, Dade	1
Winter Park, Alachua	1
Bronx, Broward	1
Carol Stream, Orange	1
Castleberry, Escambia	1
Buffalo, Palm Beach	1
Bryant, Alachua	1
Alanson, Bay	1
Aollywoss, Dade	1
Apo, Pasco	1
Apopka, Flagler	1
Belleair, Hillsborough	1
Boheatia, Lee	1
Blowing Rock, Polk	1
Dorchester, Orange	1
Dpo, Broward	1
Estero, Collier	1
Fanning Springs, Levy	1
Felton, Manatee	1
Deland, Polk	1

COVID-19: characteristics of 2,286,332 Florida resident cases

Data through Jun 2, 2021 verified as of Jun 3, 2021 at 09:25 AM

Data in this report are provisional and subject to change.

The table below includes the cities and counties of residence for cases in Florida residents based on the patient's ZIP Code. Note that city is not always received as part of the initial notification and may be missing while the case is being investigated.

City and county	Cases
Cumberland, Palm Beach	1
Dade City, Hillsborough	1
Dallas, Lee	1
De Leon Springs, Putnam	1
Dearborn, Lee	1
Clear Brook, Lee	1
Charlotte, Pasco	1
Crestview, Holmes	1
College Station, Lake	1
Columbus, Brevard	1
Cookeville, Seminole	1
Cooksville, Duval	1
Coral Gable, Dade	1
Fort Myers, Dade	1
Floral, Escambia	1
Gainesville, Baker	1
Gilmer, Dade	1
Grassy Key, Monroe	1
Haledon, Dade	1
Jacksonville, Manatee	1
Jamaica, Broward	1
Kingsland, Duval	1
Kissimmee, Brevard	1
Haverford, Hillsborough	1
Herrin, Orange	1
Jersey City, Polk	1
Miamf, Dade	1
Miami G, Dade	1
Marianna, Calhoun	1
Los Angeles, Palm Beach	1
Lyndhurst, Broward	1
Magnolia Square, Osceola	1
Maitland, Alachua	1
Labelle, Dade	1
Lake In The Hills, Columbia	1
Lake Placid, Alachua	1
Lake Worth Beach, Broward	1
Lemoyne, Manatee	1
Lawrence Township, Palm Beach	1
Lander, Citrus	1
Las Vegas, Orange	1
Zolfo Springs, Polk	1
Westbrook, Dade	1
Wichita, Volusia	1
Winder Garden, Orange	1
Windermere, Leon	1
Windermere, Osceola	1
Windermere, Seminole	1
Winter Garden, Broward	1
Wells, Polk	1
Winter Garden, Pinellas	1
Yukon, Broward	1
Winter Park, Broward	1
Tulsa, Orange	1
Sun City Center, Hardee	1
Tiffin, Highlands	1
Washington, Unknown	1
Shelton, Manatee	1
Sodus, Charlotte	1

COVID-19: characteristics of 2,286,332 Florida resident cases

Data through Jun 2, 2021 verified as of Jun 3, 2021 at 09:25 AM

Data in this report are provisional and subject to change.

The table below includes the cities and counties of residence for cases in Florida residents based on the patient's ZIP Code. Note that city is not always received as part of the initial notification and may be missing while the case is being investigated.

City and county	Cases
Tallahassee, Duval	1
Tampa, Palm Beach	1
Tavares, Marion	1
Temple Terrace, Pasco	1
Spring Hill , Hernando	1
Spring Hill, Dade	1
Starke, Clay	1
Stone Mountain, Palm Beach	1
Plantation, Orange	1
Pompano Beach, Martin	1
Potomac, Palm Beach	1
Port Everglades, Broward	1
Parker, Dade	1
Parker, Leon	1
Palm Coast, Polk	1
Orlando, Columbia	1
Orlando, Indian River	1
Pacifica, Dade	1
Saint Petersburg, St. Lucie	1
Sandford, Seminole	1
Sarasota, Flagler	1
Saxis, Lee	1
Schenectady, Polk	1
Sebring, Lee	1
Rye, Duval	1
Rex, Duval	1
Navarre, Dade	1
New Orleans, Palm Beach	1
Newark, Broward	1
Newburgh, Bay	1
Orange Park , Duval	1
Orem, Broward	1
Orlando, Sarasota	1
Orlando, Unknown	1
Oviedo, Brevard	1
Old Town, Alachua	1
Omaha, Palm Beach	1
Ona, Manatee	1
Ocoee, Osceola	1
Okeechobee, Broward	1
North Pole, Seminole	1
North Port, Lee	1
Littleton, Dade	1
Los Angeles, Hardee	1
Macdill Air Force Base, Hillsborough	1
Manchester, Okaloosa	1
Margate, Dade	1
Marshall, Dade	1
Medford, Palm Beach	1
Miami, Manatee	1
Miami Beach, Broward	1
Middlesburg, Duval	1
Lewisburg, Pasco	1
Leesburg, Marion	1
Lake City, Hamilton	1
La Grange, Dade	1
Harrison, Pinellas	1
Holly Ridge, Orange	1
Homeless, Polk	1

COVID-19: characteristics of 2,286,332 Florida resident cases

Data through Jun 2, 2021 verified as of Jun 3, 2021 at 09:25 AM

Data in this report are provisional and subject to change.

The table below includes the cities and counties of residence for cases in Florida residents based on the patient's ZIP Code. Note that city is not always received as part of the initial notification and may be missing while the case is being investigated.

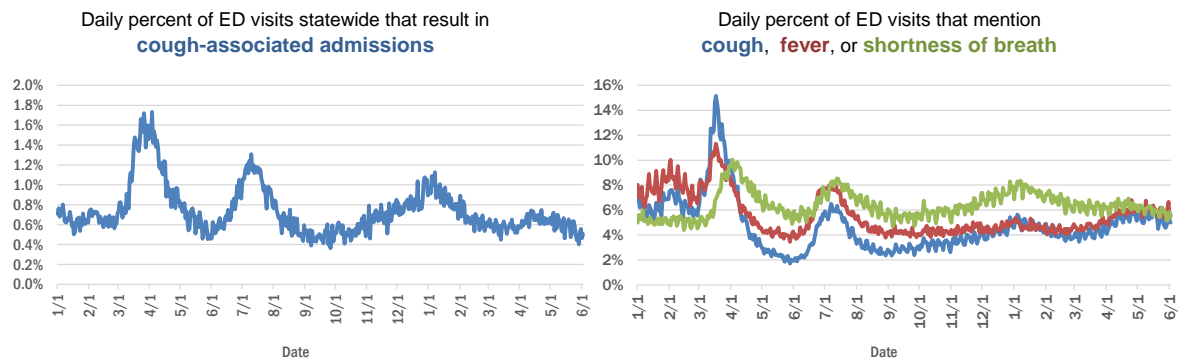
City and county	Cases
Homosassa, Hernando	1
Homosassa, Citrus	1
Jerusalem, St. Johns	1
Foley, Escambia	1
Granada Hills, Broward	1
Guilford, Dade	1
Fort Myers, Manatee	1
Fort Myers-, Lee	1
Gainesville, Duval	1
Cuttler Bay, Dade	1
Cypress, Leon	1
Deland, St. Lucie	1
Deltona, Orange	1
Davenport, Orange	1
Daytona Beach, Unknown	1
East Hampton, Palm Beach	1
Altoona, Marion	1
Argyle, Walton	1
Athens, Duval	1
Bogota, Orange	1
Bal Harbor, Dade	1
Bridgeport, Dade	1
Bronx, Palm Beach	1
Bradenton, Dade	1
Bradenton, Osceola	1
Cambridge, Broward	1
Clermont, Seminole	1
Clermont, Volusia	1
Clewiston, Glades	1
Coconut Creek, Dade	1
Columbus, Dade	1
Conway, Leon	1
Coventry, Broward	1
Total	2,286,332

COVID-19: additional surveillance information

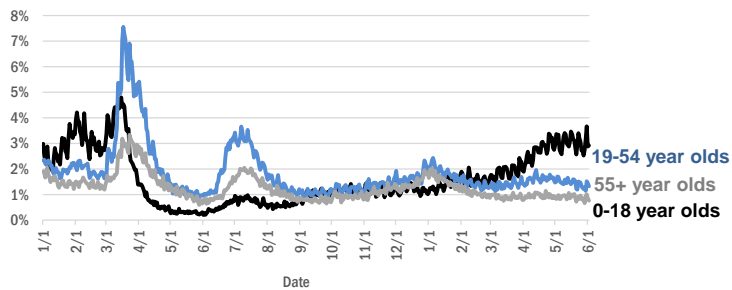
Data through Jun 2, 2021 verified as of Jun 3, 2021 at 09:25 AM

Data in this report are provisional and subject to change.

Statewide emergency department (ED) chief complaint and admission data



Daily percent of ED visits statewide that mention cough by age group



The Electronic Surveillance System for the Early Notification of Community-Based Epidemics (ESSENCE-FL) includes chief complaint data from 211 of 211 Florida EDs. Data are transmitted electronically to ESSENCE-FL daily or hourly.

COVID-19: testing by laboratory

Data through Jun 2, 2021 verified as of Jun 3, 2021 at 09:25 AM

Data in this report are provisional and subject to change.

The numbers in the table below represent the number of Florida and non-Florida residents for whom test results were received by the Department of Health. A person can be tested by more than one laboratory and can have both positive and negative results. **Therefore, the sum of the numbers in each column will be larger than the total number of people tested.**

Reporting lab	Inconclusive	Negative	Positive	Percent positive	Total
CURATIVE LABS	16,976	1,911,742	291,882	13%	2,220,600
LABORATORY CORPORATION OF AMERICA	2,698	1,752,740	235,278	12%	1,990,716
QUEST DIAGNOSTICS	12,616	1,468,901	212,837	13%	1,694,354
BIO REFERENCE LABORATORIES, INC	7,571	1,017,166	193,124	16%	1,217,861
HELIX	11,522	840,331	140,626	14%	992,479
NOMI_HEALTH	3,963	687,278	87,455	11%	778,696
REALTOX LABS LLC	7,101	636,024	104,287	14%	747,412
RCA LABORATORY SERVICES, LLC/GENETWORX		540,153	58,636	10%	598,789
PALM BEACH BALLPARK		450,791	49,514	10%	500,305
PWNHEALTH	2,699	400,886	52,274	11%	455,859
GENETWORX	661	390,600	33,005	8%	424,266
CDR MAGUIRE - HEALTH CARE CENTER		338,620	51,564	13%	390,184
IMPACT HEALTH BIOMETRIC TESTING, INC	1,058	244,904	29,124	11%	275,086
BPHL-JACKSONVILLE	18	212,522	36,129	15%	248,669
EAST FLORIDA STATE COLLEGE - BREVARD		212,886	26,986	11%	239,872
ADVENTHEALTH LAB	99	207,017	26,024	11%	233,140
BPHL-MIAMI	225	188,609	29,905	14%	218,739
FULGENT DIAGNOSTICS LABORATORY	4,258	186,336	21,392	10%	211,986
NOMI HEALTH LAB SERVICES		172,683	20,014	10%	192,697
AEGIS SCIENCES CORPORATION	1,590	162,836	23,806	13%	188,232
MAKO GENOMICS	8,275	147,422	27,144	15%	182,841
BAYCARE LABORATORIES LLC	708	158,382	12,905	8%	171,995
CB SMITH PARK		150,114	18,793	11%	168,907
MAYO CLINIC LABORATORIES	349	150,101	18,203	11%	168,653
MEMORIAL REGIONAL HOSPITAL SOUTH	31	135,733	26,427	16%	162,191
ORLANDO HEALTH SYSTEM	687	146,946	14,525	9%	162,158
ELABNETWORK	1,059	140,515	12,067	8%	153,641
BIOCOLLECTIONS WORLDWIDE, INC	782	125,372	14,044	10%	140,198
ASCENSION SACRED HEART HOSPITAL - PENSACOLA	2	120,435	18,279	13%	138,716
AKESOGEN		112,681	21,292	16%	133,973
TESTING MATTERS INC	1,586	110,418	20,408	15%	132,412
NORTHWEST LABORATORY	247	121,184	6,479	5%	127,910
BPHL-TAMPA (SPECTRUM BLVD)	46	100,778	18,490	15%	119,314
TAMPA GENERAL HOSPITAL	4	108,745	10,159	9%	118,908
UF HEALTH MEDICAL LAB	33	107,645	10,004	9%	117,682
ADVENT HEALTH LAB	112	101,258	13,955	12%	115,325
MEDICAL DIAGNOSTIC LABORATORIES	977	98,623	14,225	12%	113,825
BAPTIST HEALTH SOUTH FLORIDA	403	96,367	13,819	12%	110,589
DIATHERIX LABORATORIES (VRL EUROFINs)	1	94,497	13,720	13%	108,218
KORVALABS, INC	1,286	92,874	4,759	5%	98,919
SUNPATH MEDICAL DIAGNOSTICS LABORATORY	855	81,368	12,504	13%	94,727
MINUTECLINIC LLC		81,518	12,610	13%	94,128
LAKELAND REGIONAL MEDICAL CENTER	383	80,801	10,292	11%	91,476
JACKSON MEMORIAL HOSPITAL CLINICAL LAB	79	77,948	12,826	14%	90,853
ASCENSION ST VINCENT'S - RIVERSIDE	2	78,736	10,941	12%	89,679
SOUTH MIAMI HOSPITAL LAB	483	78,585	10,517	12%	89,585

COVID-19: testing by laboratory

Data through Jun 2, 2021 verified as of Jun 3, 2021 at 09:25 AM

Data in this report are provisional and subject to change.

The numbers in the table below represent the number of Florida and non-Florida residents for whom test results were received by the Department of Health. A person can be tested by more than one laboratory and can have both positive and negative results. **Therefore, the sum of the numbers in each column will be larger than the total number of people tested.**

Reporting lab	Inconclusive	Negative	Positive	Percent positive	Total
INGENIOUS PERSONALIZED MEDICINE	313	71,595	13,645	16%	85,553
UF HEALTH SHANDS HOSPITAL	566	71,689	5,051	7%	77,306
AMERICAN HEALTH ASSOCIATES	9	69,354	5,573	7%	74,936
APPLIED INGENUITY DIAGNOSTICS LLC		69,001	3,513	5%	72,514
AIT LABORATORIES		57,484	6,984	11%	64,468
BAPTIST HEALTH - JACKSONVILLE	4	60,067	4,356	7%	64,427
GENESIS REFERENCE LABORATORIES		57,647	5,583	9%	63,230
AMELIA EARHART		52,759	8,495	14%	61,254
ADVENTIST HEALTH SYSTEMS SUNBELT INC DBA		53,841	6,999	12%	60,840
NICKLAUS CHILDREN'S HOSPITAL	75	52,369	6,122	10%	58,566
SARASOTA MEMORIAL HOSPITAL MAIN LAB	12	54,152	4,357	7%	58,521
BROWARD GENERAL MEDICAL CENTER-CLINICAL LAB	2	52,036	5,430	9%	57,468
TALLAHASSEE MEMORIAL HOSPITAL	242	49,562	5,752	10%	55,556
MEDFAST URGENT CARE CENTERS, LLC	20	46,921	6,878	13%	53,819
FLORIDA HOSPITAL - TAMPA	37	49,662	3,757	7%	53,456
ARUP LABORATORIES	16	50,124	2,926	6%	53,066
INTEGRATED REGIONAL LABORATORIES LLP	16	45,086	6,173	12%	51,275
DWIC OF TAMPA BAY INC		44,755	6,071	12%	50,826
UNIVERSITY OF MIAMI HOSPITAL	176	43,107	4,107	9%	47,390
LEE HEALTH - CAPE CORAL HOSPITAL	3	41,040	6,302	13%	47,345
MILLENNIUM PHYSICIAN GROUP	17	38,972	7,610	16%	46,599
VIRACOR EUROFINIS		36,126	9,851	21%	45,977
UF HEALTH JACKSONVILLE	62	41,209	4,525	10%	45,796
ECCO LAB GROUP CO	547	38,242	4,831	11%	43,620
MOUNT SINAI MEDICAL CENTER	18	37,507	3,798	9%	41,323
ST JOSEPHS HOSPITAL LABORATORY	23	36,573	4,356	11%	40,952
NORTH FLORIDA REGIONAL MEDICAL CENTER		36,680	3,882	10%	40,562
NIGHT LITE PEDIATRIC CENTER LLC		36,359	3,671	9%	40,030
BRANDON REGIONAL HOSPITAL		34,779	4,420	11%	39,199
GENESIS MEDICAL LABORATORY	481	32,137	5,417	14%	38,035
STS LAB 2 LLC	6	35,692	1,934	5%	37,632
ORANGE COUNTY CONVENTION CENTER		33,330	3,724	10%	37,054
WALGREENS	39	30,730	5,633	15%	36,402
MIAMI DADE COUNTY		32,091	3,527	10%	35,618
JUPITER MEDICAL CENTER LAB	88	32,464	3,050	9%	35,602
JFK MEDICAL CENTER LAB	1	31,475	3,821	11%	35,297
HOLY CROSS HOSPITAL CLINICAL LAB	1	31,951	2,836	8%	34,788
PALMETTO GENERAL HOSPITAL LAB	3	29,183	5,308	15%	34,494
WATSON CLINIC LLP		26,815	6,207	19%	33,022
AVENTUS BIO LABS	17	28,238	3,714	12%	31,969
CLEVELAND CLINIC TRADITION HOSPITAL		29,268	2,351	7%	31,619
CLEVELAND CLINIC HOSPITAL LAB	4	27,897	2,761	9%	30,662
INFINITY BIOLOGIX LLC (GINKO BIOWORKS)	118	27,541	1,271	4%	28,930
MALABAR MEDICAL WALK IN CLINIC	1	23,993	4,681	16%	28,675

COVID-19: testing by laboratory

Data through Jun 2, 2021 verified as of Jun 3, 2021 at 09:25 AM

Data in this report are provisional and subject to change.

The numbers in the table below represent the number of Florida and non-Florida residents for whom test results were received by the Department of Health. A person can be tested by more than one laboratory and can have both positive and negative results. **Therefore, the sum of the numbers in each column will be larger than the total number of people tested.**

Reporting lab	Inconclusive	Negative	Positive	Percent positive	Total
HEALTHLINK DIAGNOSTIC LABORATORIES	303	25,693	2,516	9%	28,512
MIAMI BEACH CONVENTION CENTER		26,105	2,111	7%	28,216
MORTON PLANT HOSPITAL-ADLER INSTITUTE	26	24,859	2,956	11%	27,841
ACCESS DX LABORATORY	234	24,810	2,165	8%	27,209
SAINT MARY'S MEDICAL CENTER	27	24,267	2,570	10%	26,864
LAB DIAGNOSTICS LLC	414	20,828	5,419	20%	26,661
UNITED CLINICAL LABORATORY LLC	3	23,379	2,831	11%	26,213
BAYFRONT HEALTH - ST PETERSBURG	17	22,792	2,757	11%	25,566
DRS CLACK SPENCER WHITE & MCCORMACK PA D/B/A		23,034	2,206	9%	25,240
VISTA CLINICAL DIAGNOSTICS	496	21,579	2,351	10%	24,426
PANCARE OF FLORIDA INC		21,476	2,582	11%	24,058
HOMESTEAD HOSPITAL CLINICAL LABORATORY	27	18,941	3,751	17%	22,719
STATLAB_MOBILE	1	20,547	2,064	9%	22,612
LAWNWOOD REGIONAL MEDICAL CENTER	1	19,931	2,591	12%	22,523
BLUE MED CONSULTANTS		21,867	619	3%	22,486
CLARITY LAB SOLUTIONS	122	20,041	2,226	10%	22,389
NAPLES COMMUNITY HOSPITAL	76	20,151	2,085	9%	22,312
SYNERGY DIAGNOSTIC LABORATORY	98	19,621	2,580	12%	22,299
LEESBURG REGIONAL MEDICAL CENTER		19,681	2,615	12%	22,296
PATIENTS FIRST LAKE ELLA MEDICAL CENTER PA		18,849	3,354	15%	22,203
NORTHWEST MEDICAL CENTER	1	19,562	2,551	12%	22,114
OSCEOLA REGIONAL MEDICAL CENTER	1	19,108	2,564	12%	21,673
LABS ASAP LLC		19,671	1,752	8%	21,423
MEMORIAL HOSPITAL JACKSONVILLE	8	18,377	2,985	14%	21,370
ADVENT HEALTH - DAYTONA BEACH	32	18,890	1,851	9%	20,773
ORANGE PARK MEDICAL CENTER	9	17,769	2,964	14%	20,742
BETHESDA HOSPITAL EAST		18,800	1,764	9%	20,564
EXACT SCIENCES LABORATORIES	1	18,177	2,309	11%	20,487
OAK HILL HOSPITAL		18,225	2,162	11%	20,387
MEMORIAL REGIONAL HOSPITAL CLINICAL LABORATORY	11	18,879	1,202	6%	20,092
DELRAY MEDICAL CENTER LAB	3	18,187	1,872	9%	20,062
MEDRITE MEDICAL CARE, PC	6,840	11,856	1,088	5%	19,784
NEMOURS CHILDRENS HOSPITAL	1	18,454	1,141	6%	19,596
BAPTIST HEALTH - SOUTH		18,057	1,393	7%	19,450
INDIAN RIVER PATHOLOGY LLC		18,029	1,368	7%	19,397
WEST KENDALL BAPTIST HOSPITAL	14	15,897	3,404	18%	19,315
ADVENTHEALTH CENTRA CARE LAKE BUENA VISTA		16,502	2,244	12%	18,746
LARGO MEDICAL CENTER		16,564	1,907	10%	18,471
MEDICAL CENTER OF TRINITY CLINICAL LABORATORY	2	16,404	1,775	10%	18,181
PALMS WEST HOSPITAL LAB	2	15,875	2,282	13%	18,159
LEE DAVIS COMMUNITY RESOURCE CENTER		15,651	2,458	14%	18,109
WINTER HAVEN HOSPITAL CLINICAL LABORATORY	4	15,357	2,699	15%	18,060
MOLECULAR INFECTIOUS DISEASES	680	16,485	751	4%	17,916
NATIONWIDE LABORATORY SERVICES INC	581	15,326	1,960	11%	17,867

COVID-19: testing by laboratory

Data through Jun 2, 2021 verified as of Jun 3, 2021 at 09:25 AM

Data in this report are provisional and subject to change.

The numbers in the table below represent the number of Florida and non-Florida residents for whom test results were received by the Department of Health. A person can be tested by more than one laboratory and can have both positive and negative results. **Therefore, the sum of the numbers in each column will be larger than the total number of people tested.**

Reporting lab	Inconclusive	Negative	Positive	Percent positive	Total
HEALTH CENTER AT SINAI RESIDENCES		16,924	506	3%	17,430
MERCY HOSPITAL A CAMPUS OF PLANTATION GEN HOSP LAB	1	14,778	2,445	14%	17,224
BIOCERNA LABS	461	14,582	2,112	12%	17,155
ACCESS MEDICAL LABORATORIES	4	8,769	8,336	49%	17,109
UHEALTH CORAL GABLES/LENNAR MED CTR	56	15,825	1,111	7%	16,992
LEE HEALTH - LEE MEMORIAL HOSPITAL		13,091	3,885	23%	16,976
FULGENT DIAGNOSTICS	172	15,744	1,009	6%	16,925
BAPTIST HEALTHCARE - BAPTIST HOSPITAL	6	13,491	3,389	20%	16,886
WESTSIDE REGIONAL MED CTR	2	14,498	2,354	14%	16,854
GOOD SAMARITAN MEDICAL CENTER LAB	2	14,716	2,040	12%	16,758
WEST FLORIDA HOSPITAL LAB	2	13,490	3,256	19%	16,748
THE HEALTHCARE DISTRICT OF PALM BEACH COUNTY	51	14,633	2,063	12%	16,747
REGIONAL MEDICAL CENTER BAYONET POINT	2	15,378	1,342	8%	16,722
PRIVA PATH LABS	83	15,214	1,033	6%	16,330
WELLINGTON REGIONAL MED CTR LAB	6	14,468	1,798	11%	16,272
GULF COAST MEDICAL CENTER MICROLAB		12,583	3,290	21%	15,873
THE VILLAGES REGIONAL HOSPITAL		14,376	1,478	9%	15,854
AVENTURA HOSPITAL LAB		13,050	2,792	18%	15,842
CORAL GABLES HOSPITAL CLINICAL LABORATORY		13,484	2,189	14%	15,673
CARDIOPATH	84	13,372	1,934	13%	15,390
CAPITAL REGIONAL MEDICAL CTR		12,738	2,627	17%	15,365
BAPTIST HEALTH SOUTH FLORIDA - WEST KENDALL URGENT CARE		12,767	2,432	16%	15,199
WEST BOCA MEDICAL CENTER LAB		13,998	1,047	7%	15,045
BLAKE MEDICAL CENTER		13,310	1,716	11%	15,026
LEE HEALTH - HEALTH PARK MEDICAL CENTER		12,642	2,261	15%	14,903
HALIFAX MEDICAL CENTER LAB	40	12,646	2,121	14%	14,807
NONA SCIENTIFIC	5	11,560	3,200	22%	14,765
PRECISION HEALTH RESOURCES LLC		13,798	967	7%	14,765
MANATEE MEMORIAL HOSPITAL		13,509	1,218	8%	14,727
INDIAN RIVER MEDICAL CENTER LAB		13,669	852	6%	14,521
PHYSICIANS REGIONAL MEDICAL CENTER - PINE RIDGE RD	1	13,165	1,343	9%	14,509
CernerELR_Advent		12,810	1,681	12%	14,491
PALM BEACH GARDENS MEDICAL CTR LAB		12,961	1,352	9%	14,313
PLANTATION GENERAL HOSPITAL		12,153	2,093	15%	14,246
FAU		12,946	1,161	8%	14,107
ST ANTHONY'S HOSPITAL LAB	30	12,357	1,701	12%	14,088
LAKE CITY MEDICAL CENTER		11,573	2,406	17%	13,979
ST JOSEPHS HOSPITAL	18	11,661	1,962	14%	13,641
FLORIDA MEDICAL CENTER - A CAMPUS OF NORTH SHORE	2	11,957	1,568	12%	13,527
FLORIDA HOSPITAL HEARTLAND MED CTR CLINICAL LAB	33	11,835	1,623	12%	13,491
ADVENTHEALTH CENTRA CARE WATERFORD LAKES		11,160	2,147	16%	13,307
FLORIDA LABORATORY ANALYSIS		11,692	1,593	12%	13,285
CENTRAL FLORIDA REGIONAL HOSPITAL		11,877	1,340	10%	13,217
JOHNS HOPKINS ALL CHILDREN'S HOSPITAL		12,366	764	6%	13,130
LARKIN COMMUNITY HOSPITAL	10	11,427	1,600	12%	13,037
ADVENT HEALTH - WESLEY CHAPEL	14	11,746	1,191	9%	12,951

COVID-19: testing by laboratory

Data through Jun 2, 2021 verified as of Jun 3, 2021 at 09:25 AM

Data in this report are provisional and subject to change.

The numbers in the table below represent the number of Florida and non-Florida residents for whom test results were received by the Department of Health. A person can be tested by more than one laboratory and can have both positive and negative results. **Therefore, the sum of the numbers in each column will be larger than the total number of people tested.**

Reporting lab	Inconclusive	Negative	Positive	Percent positive	Total
PATHNOSTICS	47	10,392	2,493	19%	12,932
GENOVA DIAGNOSTICS LABORATORY	71	11,709	1,148	9%	12,928
NORTHSIDE HOSPITAL AND HEART INSTITUTE		11,632	1,181	9%	12,813
DOCTORS HOSPITAL	7	10,857	1,919	15%	12,783
HEALTHQUEST ESOTERICS		11,044	1,697	13%	12,741
MEASE COUNTRYSIDE LAB	14	11,312	1,366	11%	12,692
EXPRESS GENE MOLECULAR DIAGNOSTICS LABORATORY	1	11,051	1,604	13%	12,656
CORAL SPRINGS MED CTR		11,420	1,204	10%	12,624
FLORIDA HOSPITAL DELAND	10	10,989	1,444	12%	12,443
ADVENTHEALTH CENTRA CARE ST CLOUD	1	10,659	1,764	14%	12,424
BAPTIST HEALTH SOUTH FLORIDA - COUNTRY WALK URGENT CARE		10,331	2,079	17%	12,410
GENE BY GENE, GENOMICS RESEARCH CENTER LAB	44	11,598	738	6%	12,380
VIKOR SCIENTIFIC	50	10,391	1,912	15%	12,353
WEST PALM HOSPITAL LAB		11,342	889	7%	12,231
COAST DIAGNOSTICS LLC	54	10,846	1,296	11%	12,196
BINAXNOW	10	9,186	2,950	24%	12,146
LAKE CITY HM		11,145	988	8%	12,133
PWN HEALTH	17	9,962	2,091	17%	12,070
AMERICAN FAMILY CARE	1	7,451	4,561	38%	12,013
FLORIDA HOSPITAL WATERMAN LABORATORY	70	10,997	865	7%	11,932
SARKIS CLINICAL TRIALS	25	10,464	1,404	12%	11,893
H LEE MOFFITT CANCER CENTER LABORATORY	5	11,549	300	3%	11,854
FLORIDA HOSPITAL FLAGLER	29	10,737	1,032	9%	11,798
LEON MEDICAL CENTERS LLC		9,489	2,276	19%	11,765
SYNERGY LABORATORIES	37	10,451	1,241	11%	11,729
ST MARKS HOSPITAL LABORATORY B	78	10,627	1,002	9%	11,707
FLORIDA HOSPITAL OCALA		10,489	1,199	10%	11,688
MINUTECLINIC LLC		10,105	1,522	13%	11,627
LEE HEALTH CONVENIENT CARE - PAGE FIELD		10,279	1,168	10%	11,447
NCH DOWNTOWN NAPLES HOSPITAL	18	10,505	888	8%	11,411
NCF DIAGNOSTICS & DNA TECHNOLOGIES LAB	276	10,460	583	5%	11,319
OCALA REGIONAL MEDICAL CENTER		9,974	1,321	12%	11,295
INDIAN RIVER MEDICAL CENTER		10,075	1,183	11%	11,258
MEDARBOR DIAGNOSTICS	1	10,042	1,169	10%	11,212
BROWARD HEALTH NORTH CLINICAL LABORATORY		9,949	1,193	11%	11,142
NCH NORTH NAPLES HOSPITAL	10	10,034	986	9%	11,030
FLORIDA HOSPITAL OF CARROLLWOOD	23	9,359	1,541	14%	10,923
LABSTAT LLC	41	10,356	495	5%	10,892
NORTH SHORE MEDICAL CENTER		9,140	1,735	16%	10,875
ADVENTHEALTH CENTRA CARE CLERMONT		9,311	1,485	14%	10,796
PARAMOUNT URGENT CARE	4	6,968	3,692	35%	10,664
ST LUCIE MEDICAL CENTER		8,857	1,760	17%	10,617
FIRST CHOICE LABORATORY LLC	113	9,873	623	6%	10,609
LARKIN COMMUNITY HOSPITAL INC DBA CARDIOTROPIC	11	6,966	3,620	34%	10,597
LEE HEALTH - GULF COAST MEDICAL CENTER	2	8,748	1,847	17%	10,597
SANTA ROSA MEDICAL CENTER	2	8,992	1,596	15%	10,590

COVID-19: testing by laboratory

Data through Jun 2, 2021 verified as of Jun 3, 2021 at 09:25 AM

Data in this report are provisional and subject to change.

The numbers in the table below represent the number of Florida and non-Florida residents for whom test results were received by the Department of Health. A person can be tested by more than one laboratory and can have both positive and negative results. **Therefore, the sum of the numbers in each column will be larger than the total number of people tested.**

Reporting lab	Inconclusive	Negative	Positive	Percent positive	Total
ANNE BATES LEACH EYE HOSPITAL/ ABLEH MICROBIOLOGY LABORATORY	9	10,440	135	1%	10,584
FLORIDA HOSPITAL ZEPHYRHILLS	10	9,335	1,162	11%	10,507
AVECINA MEDICAL	4	6,210	4,251	41%	10,465
BAPTIST HEALTH - BEACHES		9,746	710	7%	10,456
ADVENTHEALTH CENTRA CARE UNIVERSITY	1	9,128	1,219	12%	10,348
ADVENTHEALTH CENTRA CARE WINTER GARDEN	1	9,138	1,178	11%	10,317
ADVENTHEALTH CENTRA CARE WINTER PARK		9,230	1,062	10%	10,292
CLEVELAND CLINIC MARTIN NORTH HOSPITAL		9,184	1,040	10%	10,224
MEMORIAL HOSPITAL WEST LABORATORY SERVICES	15	9,226	852	8%	10,093
P4 CLINICAL, LLC	205	8,855	999	10%	10,059
CLEVELAND CLINIC MARTIN SOUTH HOSPITAL	1	9,031	1,021	10%	10,053
UNIVERSITY HOSPITAL AND MEDICAL CENTER		8,435	1,478	15%	9,913
MEMORIAL HOSPITAL MICRO		9,267	634	6%	9,901
BAPTIST HEALTH SOUTH FLORIDA - MIAMI LAKES URGENT CARE		7,805	2,050	21%	9,855
SRQ DRIVE THROUGH		8,944	905	9%	9,849
ADVENTHEALTH CENTRA CARE LAKELAND	1	8,459	1,360	14%	9,820
AVECINA	20	9,009	706	7%	9,735
BOSTON HEART DIAGNOSTICS CORP		8,494	1,219	13%	9,713
PALM BEACH BALL PARK		8,608	1,040	11%	9,648
MINUTECLINIC LLC #1067		8,339	1,302	14%	9,641
SOUTH BAY HOSPITAL CLINICAL LAB	1	8,556	993	10%	9,550
ADVENTHEALTH CENTRA CARE HUNTERS CREEK	3	8,254	1,231	13%	9,488
BAYFRONT HEALTH - PORT CHARLOTTE		8,701	695	7%	9,396
WEST MARION COMMUNITY HOSPITAL LAB		7,896	1,447	15%	9,343
GENOSUR LLC	30	9,152	105	1%	9,287
BAYCARE COMMUNITY HEALTH		9,085	199	2%	9,284
ADVENTHEALTH CENTRA CARE SANFORD		8,122	1,151	12%	9,273
ADVENTHEALTH CENTRA CARE LEE ROAD		8,275	996	11%	9,271
QDX PATHOLOGY SERVICES	2	8,824	437	5%	9,263
POINCIANA MEDICAL CENTER		7,344	1,911	21%	9,255
INFORM DIAGNOSTICS, INC		8,712	532	6%	9,244
FLORIDA HOSPITAL FISH MEMORIAL	19	7,836	1,334	15%	9,189
WELLINGTON REGIONAL MEDICAL CENTER		8,488	678	7%	9,166
LAKEWOOD RANCH MEDICAL CENTER		8,406	700	8%	9,106
KD MEDICAL CHOICE LLC	5	8,287	776	9%	9,068
CERNERELR_BAYCARE	43	8,320	616	7%	8,979
ADVENTHEALTH EXPRESS CARE		7,427	1,521	17%	8,948
MORTON PLANT-MEASE	5	8,018	873	10%	8,896
ADVENTHEALTH CENTRA CARE APOPKA	1	7,528	1,248	14%	8,777
ADVENTHEALTH CENTRA CARE LAKE MARY	2	7,643	1,115	13%	8,760
ISPM LABS, LLC DBA CAPSTONE DIAGNOSTICS, LLC		8,324	406	5%	8,730
HOLMES REG MED CENTER CLINICAL LAB		7,860	863	10%	8,723
EGLIN AIR FORCE BASE	14	6,886	1,809	21%	8,709
ATLANTIS URGENT CARE	12	6,881	1,814	21%	8,707
PARAMOUNT URGENT CARE INC	1	5,946	2,725	31%	8,672
HIALEAH HOSPITAL	4	6,803	1,857	21%	8,664

COVID-19: testing by laboratory

Data through Jun 2, 2021 verified as of Jun 3, 2021 at 09:25 AM

Data in this report are provisional and subject to change.

The numbers in the table below represent the number of Florida and non-Florida residents for whom test results were received by the Department of Health. A person can be tested by more than one laboratory and can have both positive and negative results. **Therefore, the sum of the numbers in each column will be larger than the total number of people tested.**

Reporting lab	Inconclusive	Negative	Positive	Percent positive	Total
EMERALD COAST URGENT CARE		6,867	1,787	21%	8,654
ADVENTHEALTH CENTRA CARE DR PHILLIPS		7,776	865	10%	8,641
ADVENTHEALTH CENTRA CARE MOUNT DORA		7,346	1,276	15%	8,622
BAPTIST HEALTH SOUTH FLORIDA - WESTCHESTER URGENT CARE		7,146	1,470	17%	8,616
ARCPPOINT LABS OF FORT MYERS	5	7,623	973	11%	8,601
PHARMCO RX	2	8,226	363	4%	8,591
MINUTECLINIC LLC #8396		7,328	1,244	15%	8,572
ADVENTIST HEALTH SYSTEMS, SUNBELT INC		7,400	1,170	14%	8,570
ADVENTHEALTH CENTRA CARE KISSIMMEE		7,675	883	10%	8,558
SPECTOR SCIENTIFIC LAB	22	7,373	1,158	14%	8,553
MINUTE CLINIC LLC		7,569	967	11%	8,536
EMPIRE CITY LABORATORIES INC	104	7,291	1,139	13%	8,534
SPORTS DRUG TESTING LABORATORY	179	8,104	245	3%	8,528
MINUTECLINIC		7,267	1,167	14%	8,434
OVIEDO MEDICAL CENTER		7,556	841	10%	8,397
BAPTIST HEALTH SOUTH FLORIDA - DORAL URGENT CARE		6,744	1,578	19%	8,322
AVECINA MEDICAL OAKLEAF	3	6,977	1,330	16%	8,310
CERNERELR_BAPTISTMIAMI	31	7,313	862	11%	8,206
BAPTIST HEALTH - NASSAU		7,773	391	5%	8,164
ADVENTHEALTH CENTRA CARE ALTAMONTE		6,985	995	12%	7,980
DYNIX DIAGNOSTIX		7,158	762	10%	7,920
COMMUNITY HEALTH CENTERS OF PINELLAS INC	2	6,473	1,426	18%	7,901
SUNCOAST PATHOLOGY ASSOCIATES		7,267	633	8%	7,900
ADVENT HEALTH - HEART OF FLORIDA ER	1	6,876	1,016	13%	7,893
ST PETERSBURG GENERAL HOSPITAL		6,781	1,096	14%	7,877
MEDEXPRESS URGENT CARE OF BOYNTON BEACH LLC		7,216	641	8%	7,857
IMPERIAL POINT MEDICAL CENTER		7,152	664	8%	7,816
MEDEXPRESS URGENT CARE HUDSON		6,646	1,067	14%	7,713
MEDEXPRESS URGENT CARE	2	5,366	2,292	30%	7,660
NCH NORTH NAPLES HOSPITAL LAB	15	6,733	833	11%	7,581
ADVENTHEALTH CENTRA CARE AZALEA PARK		6,492	1,081	14%	7,573
MINUTECLINIC LLC #3703		6,172	1,390	18%	7,562
MEDIPATH LLC		6,851	618	8%	7,469
AHCC WESLEY CHAPEL		6,593	856	11%	7,449
ST JOSEPHS NORTH HOSPITAL LAB	7	6,333	1,069	14%	7,409
FLORIDA FAMILY LABORATORY, INC DBA	73	6,749	504	7%	7,326
ADVENTHEALTH CENTRA CARE OVIEDO		6,310	1,006	14%	7,316
FLORIDA COMMUNITY HEALTH CENTER		5,920	1,375	19%	7,295
HOLIDAY CVS LLC		6,875	409	6%	7,284
AVERO DIAGNOSTICS - IRVING	11	6,785	479	7%	7,275
ACUTIS DIAGNOSTICS	171	5,928	1,167	16%	7,266
FORT WALTON BEACH MEDICAL CENTER		6,299	967	13%	7,266
CLINICAL REFERENCE LABORATORY	2	6,844	372	5%	7,218
UNKNOWN	7	3,653	3,554	49%	7,214
FLORIDA HOSPITAL NORTH PINELLAS	11	6,543	563	8%	7,117
RAULERSON HOSPITAL		6,197	918	13%	7,115

COVID-19: testing by laboratory

Data through Jun 2, 2021 verified as of Jun 3, 2021 at 09:25 AM

Data in this report are provisional and subject to change.

The numbers in the table below represent the number of Florida and non-Florida residents for whom test results were received by the Department of Health. A person can be tested by more than one laboratory and can have both positive and negative results. **Therefore, the sum of the numbers in each column will be larger than the total number of people tested.**

Reporting lab	Inconclusive	Negative	Positive	Percent positive	Total
ANGEL KIDS PEDIATRICS		6,726	371	5%	7,097
MEDCOMP SCIENCES LLC	147	4,695	2,150	31%	6,992
SOLARIS DIAGNOSTICS	11	6,356	615	9%	6,982
LABORATORY OF FLORIDA LLC	41	6,269	610	9%	6,920
PEDIATRIC HEALTH CARE ALLIANCE PA		6,329	522	8%	6,851
LUMINUS DIAGNOSTICS		6,287	562	8%	6,849
DOCTORS URGENT CARE LLC	1	5,598	1,213	18%	6,812
PUTNAM COMMUNITY MEDICAL CENTER		5,959	830	12%	6,789
ADVENTHEALTH CENTRA CARE PORT ORANGE		5,726	1,011	15%	6,737
ADVENTHEALTH CENTRA CARE LONGWOOD	1	5,855	853	13%	6,709
NORTHWEST FLORIDA COMMUNITY HOSPITAL	48	5,146	1,502	22%	6,696
VISTA CLINICAL	8	3,935	2,743	41%	6,686
ADVENTHEALTH CENTRA CARE ORANGE LAKE		5,855	819	12%	6,674
ADVENTHEALTH CENTRA CARE SOUTH ORANGE		5,725	922	14%	6,647
MICROGEN DX	4	5,899	735	11%	6,638
URGENT CARE OF THE PALM BEACHES		5,523	1,056	16%	6,579
SOUTH FLORIDA BAPTIST HOSPITAL MICRO	4	5,469	1,100	17%	6,573
BAPTIST HEALTH SOUTH FLORIDA - PEMBROKE PINES URGENT CARE		5,463	1,104	17%	6,567
DOCTORS URGENT CARE OF LUTZ LLC	1	5,337	1,198	18%	6,536
MEDEXPRESS URGENT CARE - GOLDEN GATE		5,719	794	12%	6,513
ADVENTHEALTH CENTRA CARE SAND LAKE		5,773	711	11%	6,484
ADVENTHEALTH CENTRA CARE WINTER HAVEN	1	5,141	1,336	21%	6,478
PRO CLINIC		5,343	1,104	17%	6,447
COASTAL MED URGENT CARE		4,811	1,624	25%	6,435
MINUTECLINIC LLC # 0709		5,417	967	15%	6,384
BAPTIST HEALTH - NORTH		5,138	1,212	19%	6,350
ALTRU DIAGNOSTICS INC	4	6,036	306	5%	6,346
ADVENTHEALTH CENTRA CARE LEESBURG		5,181	1,097	17%	6,278
MEDEXPRESS URGENT CARE - ROYAL PALM BEACH		5,586	689	11%	6,275
MEDEXPRESS URGENT CARE - ESTERO		5,587	658	11%	6,245
HEALTH FIRST ADVENTHEALTH CENTRA CARE - TITUSVILLE		5,270	932	15%	6,202
MINUTECLINIC LLC #3662		5,310	847	14%	6,157
PALMS OF PASADENA HOSPITAL		5,512	598	10%	6,110
MINUTECLINIC LLC # 3930		5,307	792	13%	6,099
BAPTIST HEALTH SOUTH FLORIDA - KENDALE LAKES URGENT CARE		4,960	1,111	18%	6,071
WESTCHESTER HOSPITAL	23	5,002	1,034	17%	6,059
PARAMOUNT URGENT CARE - WINDERMERE	3	4,090	1,880	31%	5,973
DOCTORS HOSPITAL OF SARASOTA CLINICAL LABORATORY		5,221	738	12%	5,959
MINUTECLINIC LLC #1771		5,071	860	15%	5,931
BAYFRONT HEALTH - VENICE REGIONAL MEDICAL	1	5,374	537	9%	5,912
THE CENTER FOR URGENT CARE	3	4,978	922	16%	5,903
HIGHLANDS REGIONAL MEDICAL CENTER		4,998	897	15%	5,895
TALLAHASSEE PRIMARY CARE ASSOCIATES		5,260	633	11%	5,893
MINUTECLINIC LLC #7225		5,044	811	14%	5,855
URGENT CARE CURE	2	5,045	806	14%	5,853
HEALTH FIRST ADVENTHEALTH CENTRA CARE GATEWAY	1	5,266	582	10%	5,849

COVID-19: testing by laboratory

Data through Jun 2, 2021 verified as of Jun 3, 2021 at 09:25 AM

Data in this report are provisional and subject to change.

The numbers in the table below represent the number of Florida and non-Florida residents for whom test results were received by the Department of Health. A person can be tested by more than one laboratory and can have both positive and negative results. **Therefore, the sum of the numbers in each column will be larger than the total number of people tested.**

Reporting lab	Inconclusive	Negative	Positive	Percent positive	Total
MEDEXPRESS URGENT CARE PALM BEACH GARDENS		5,292	551	9%	5,843
BAPTIST HEALTH SOUTH FLORIDA - TAMiami TRAIL URGENT CARE		4,716	1,107	19%	5,823
MEDICAL DNA LABS LLC	3	5,293	505	9%	5,801
MINUTECLINIC LLC #3463		4,912	883	15%	5,795
MEDEXPRESS URGENT CARE - LAKEland		5,069	712	12%	5,781
BAYFRONT HEALTH - SEVEN RIVERS		5,279	495	9%	5,774
MEDSTAR LABORATORY INC	9	5,758	5	0%	5,772
SUNRISE MEDICAL LABORATORIES	2	5,351	411	7%	5,764
ESCAMBIA COMMUNITY CLINICS INC	8	4,377	1,360	24%	5,745
MINUTECLINIC LLC # 0514		5,045	674	12%	5,719
BAYFRONT HEALTH - SPRING HILL		5,212	467	8%	5,679
BAYFRONT HEALTH - BROOKSVILLE		5,093	584	10%	5,677
BAPTIST HEALTH SOUTH FLORIDA - CORAL SPRINGS URGENT CARE		4,866	798	14%	5,664
QUICK CARE MED PL	2	4,821	839	15%	5,662
MINUTECLINIC LLC #3291		4,920	721	13%	5,641
BAYFRONTVENICEREGIONAL		5,434	183	3%	5,617
VENTURE MEDICAL OF FLORIDA LLC		5,139	453	8%	5,592
ADVENTHEALTH PROMPT CARE	2	4,137	1,383	25%	5,522
BETHESDA HOSPITAL WEST		4,966	546	10%	5,512
MINUTECLINIC LLC #5253		4,618	889	16%	5,507
CARENOW URGENT CARE	2	3,860	1,642	30%	5,504
FLAGLER HOSPITAL LABORATORY	8	4,305	1,179	21%	5,492
BAPTIST HEALTH SOUTH FLORIDA - PINECREST URGENT CARE		4,709	765	14%	5,474
TROPICANA FIELD - LOT 2	19	4,935	495	9%	5,449
BAPTIST HEALTH SOUTH FLORIDA - CORAL GABLES URGENT CARE		4,542	892	16%	5,434
MINUTECLINIC LLC 5852		4,741	689	13%	5,430
MINUTECLINIC LLC #3631		4,672	749	14%	5,421
MINUTECLINIC LLC #7887		4,855	565	10%	5,420
MINUTECLINIC LLC #3814		4,673	734	14%	5,407
BAPTIST HEALTH SOUTH FLORIDA - PALMETTO BAY URGENT CARE		4,542	855	16%	5,397
BAYFRONT HEALTH - PUNTA GORDA		4,964	397	7%	5,361
BAPTIST HEALTH SOUTH FLORIDA - CORAL GABLES (UNIVERSITY) URGENT CARE		4,583	730	14%	5,313
SCION LAB SERVICES LLC	26	4,873	406	8%	5,305
MARTIN HOSPITAL SOUTH LAB		4,966	295	6%	5,261
ASCENSION SACRED HEART - EMERALD COAST		4,406	808	15%	5,214
STEWART ROCKLEDGE HOSPITAL	8	4,708	490	9%	5,206
MEASE DUNEDIN HOSPITAL	5	4,648	549	11%	5,202
DESOTO MEMORIAL HOSPITAL	3	4,350	836	16%	5,189
MINUTECLINIC LLC #5190		4,331	855	16%	5,186
MINUTECLINIC LLC #5854		4,337	842	16%	5,179
TRINITY SPRINGS		4,447	729	14%	5,176
MINUTECLINIC LLC #5249		4,259	911	18%	5,170
MINUTECLINIC LLC # 3686		4,450	718	14%	5,168
ADVENTHEALTH CENTRA CARE COLONIAL TOWN	2	4,565	561	11%	5,128
PHYSICIANS REGIONAL MEDICAL CENTER - COLLIER BLVD	1	4,167	949	19%	5,117
MEDEXPRESS URGENT CARE CAPE CORAL		4,370	718	14%	5,088

COVID-19: testing by laboratory

Data through Jun 2, 2021 verified as of Jun 3, 2021 at 09:25 AM

Data in this report are provisional and subject to change.

The numbers in the table below represent the number of Florida and non-Florida residents for whom test results were received by the Department of Health. A person can be tested by more than one laboratory and can have both positive and negative results. **Therefore, the sum of the numbers in each column will be larger than the total number of people tested.**

Reporting lab	Inconclusive	Negative	Positive	Percent positive	Total
MINUTECLINIC LLC #4201		4,507	564	11%	5,071
PREMIER URGENT CARE OF BREVARD LLC	4	4,428	607	12%	5,039
ADVENTIST HEALTH SYSTEMS SUNBELT IN DBA		4,434	575	11%	5,009
ENGLEWOOD COMMUNITY HOSPITAL		4,576	426	9%	5,002
MEMORIAL HOSPITAL- MIRAMAR	12	4,623	343	7%	4,978
PALMS MEDICAL GROUP	5	3,477	1,472	30%	4,954
TWIN CITIES HOSPITAL	1	4,379	548	11%	4,928
MINUTECLINIC LLC #1807		4,182	728	15%	4,910
LAKESIDE MEDICAL CENTER		4,001	890	18%	4,891
MINUTECLINIC LLC #4458		4,150	733	15%	4,883
MINUTECLINIC LLC #7886		4,252	627	13%	4,879
MARION E FETHER MEDICAL CENTER, THE		4,386	450	9%	4,836
ADVENT HEALTH - NEW SMYRNA		4,120	693	14%	4,813
MINUTECLINIC, LLC (CLINIC 10699)		4,276	527	11%	4,803
MEDEXPRESS URGENT CARE LEHIGH ACRES		4,147	648	14%	4,795
AFC PHYSICIANS OF FLORIDA		3,808	975	20%	4,783
EXACT SCIENCES LABORATORIES, LLC		4,394	387	8%	4,781
MINUTECLINIC LLC #5924		4,195	551	12%	4,746
MOFFITT CANCER CENTER	6	4,632	107	2%	4,745
US BIOTEK LABORATORIES	15	4,355	371	8%	4,741
LOWER KEYS MEDICAL CENTER		4,390	332	7%	4,722
MINUTECLINIC LLC #3257		4,008	704	15%	4,712
HOLIDAY CVS LLC DBA CVS PHARMACY #5154		4,552	123	3%	4,675
MINUTECLINIC, LLC #3204		3,968	706	15%	4,674
MINUTECLINIC LLC #4415		3,990	668	14%	4,658
NIGHT LITE PEDIATRICS	4	3,347	1,264	27%	4,615
VITRO MOLECULAR LABORATORIES	51	4,190	350	8%	4,591
PREMIER MEDICAL	2	4,494	95	2%	4,591
VA PAIN CLINIC	10	4,400	167	4%	4,577
ACCU REFERENCE MEDICAL LAB	9	3,757	810	18%	4,576
MINUTECLINIC LLC #5214		3,971	601	13%	4,572
AMELIA URGENT CARE		2,823	1,701	38%	4,524
MINUTECLINIC LLC # 3579		3,790	706	16%	4,496
GENESIS DIAGNOSTICS		4,239	256	6%	4,495
MINUTECLINIC LLC #3748		3,712	754	17%	4,466
BAYA PHARMACY & URGENT CARE		3,318	1,136	26%	4,454
MINUTECLINIC, LLC #5817		3,761	674	15%	4,435
DOCTORS TEST CENTERS		3,932	495	11%	4,427
PARAMOUNT URGENT CARE - ORLANDO		3,246	1,148	26%	4,394
MINUTECLINIC LLC #7973		3,814	576	13%	4,390
MINUTECLINIC LLC # 7933		3,928	451	10%	4,379
ADVENTHEALTH CENTRA CARE		3,891	483	11%	4,374
MINUTECLINIC LLC #7173		3,833	534	12%	4,367
MINUTECLINIC LLC #3255		3,888	461	11%	4,349
ST. LUCIE MEDICAL CTR.		4,254	57	1%	4,311
MINUTECLINIC LLC #5216		3,760	545	13%	4,305

COVID-19: testing by laboratory

Data through Jun 2, 2021 verified as of Jun 3, 2021 at 09:25 AM

Data in this report are provisional and subject to change.

The numbers in the table below represent the number of Florida and non-Florida residents for whom test results were received by the Department of Health. A person can be tested by more than one laboratory and can have both positive and negative results. **Therefore, the sum of the numbers in each column will be larger than the total number of people tested.**

Reporting lab	Inconclusive	Negative	Positive	Percent positive	Total
MINUTECLINIC LLC #3003		3,597	705	16%	4,302
PARAMOUNT URGENT CARE - OVIEDO		3,303	962	23%	4,265
PRECISION HEALTH SOLUTIONS		4,066	189	4%	4,255
MINUTECLINIC, LLC #4015		3,443	799	19%	4,242
MINUTECLINIC LLC #6007		3,680	537	13%	4,217
BAPTIST HEALTH SOUTH FLORIDA - DAVIE URGENT CARE		3,467	741	18%	4,208
MINUTECLINIC LLC #3705		3,748	441	11%	4,189
MINUTECLINIC LLC #1055		3,461	723	17%	4,184
PROHEALTH	3	2,544	1,624	39%	4,171
MINUTECLINIC LLC #3654		3,555	613	15%	4,168
ADVENTHEALTH CENTRA CARE KIDS LAKE MARY		3,847	307	7%	4,154
WALGREEN CO	2	3,688	458	11%	4,148
MINUTECLINIC LLC #1821		3,672	430	10%	4,102
BAPTIST HEALTH SOUTH FLORIDA - WESTON URGENT CARE		3,559	535	13%	4,094
NIGHT LITE PEDIATRICS URGENT CARE	1	3,424	649	16%	4,074
LAKELAND REGIONAL HEALTH PABLO		3,597	458	11%	4,055
MINUTECLINIC LLC #1350		3,629	425	10%	4,054
MINUTECLINIC, LLC # 4469		3,597	442	11%	4,039
BARTOW REGIONAL MEDICAL CENTER	1	3,398	635	16%	4,034
ADVENT HEALTH CENTRA CARE -WINTER PARK KIDS URGENT CARE	4	3,718	307	8%	4,029
MEDONE PLLC		3,111	908	23%	4,019
MINUTECLINIC LLC #476		3,498	504	13%	4,002
MEDEXPRESS URGENT CARE - VERO BEACH		3,501	498	12%	3,999
MINUTECLINIC LLC #3285		3,558	441	11%	3,999
HEALTH FIRST ADVENTHEALTH CENTRA CARE MALABAR		3,611	387	10%	3,998
HEALTH FIRST ADVENTHEALTH CENTRA CARE COCOA		3,603	390	10%	3,993
MINUTECLINIC LLC #8381		3,497	489	12%	3,986
HEALTH CARE DISTRICT OF PALM BEACH COUNTY	2	3,706	276	7%	3,984
PHYSICIANS PRIMARY CARE	2	3,622	349	9%	3,973
MINUTECLINIC LLC #5157		3,517	443	11%	3,960
MINUTECLINIC LLC #3648		3,255	699	18%	3,954
BAPTIST HEALTH - CLAY		3,440	469	12%	3,909
BRASHEAR'S VITAL CARE CORP		3,107	800	20%	3,907
MEDEXPRESS URGENT CARE - DELAND		3,426	444	11%	3,870
MC DIAGNOSTIC OF CONNECTICUT, PC #2220		3,329	533	14%	3,862
BMCT Molecular Diagnostics Subsection		3,285	571	15%	3,856
BAPTIST HEALTH SOUTH FLORIDA - BRICKELL URGENT CARE		3,212	639	17%	3,851
SIPARADIGM LLC	60	3,518	267	7%	3,845
BAPTIST HEALTH EMERGENCY CENTER COUNTRY WALK	1	3,280	550	14%	3,831
MINUTECLINIC LLC #4612		3,172	620	16%	3,792
MINUTECLINIC LLC #3635		3,313	464	12%	3,777
MINUTECLINIC LLC #4024		3,327	446	12%	3,773
BAPTIST HEALTH URGENT CARE AT SAWGRASS		3,124	612	16%	3,736
VERILY LIFE SCIENCES	3	3,647	77	2%	3,727
MIDWAY SPECIALTY CARE CENTER DIAGNOSTICS	39	3,437	241	6%	3,717
PRIMEHEALTH URGENT CARE INC		3,170	537	14%	3,707

COVID-19: testing by laboratory

Data through Jun 2, 2021 verified as of Jun 3, 2021 at 09:25 AM

Data in this report are provisional and subject to change.

The numbers in the table below represent the number of Florida and non-Florida residents for whom test results were received by the Department of Health. A person can be tested by more than one laboratory and can have both positive and negative results. **Therefore, the sum of the numbers in each column will be larger than the total number of people tested.**

Reporting lab	Inconclusive	Negative	Positive	Percent positive	Total
ADVENTHEALTH CENTRA CARE CONWAY		3,102	531	15%	3,633
CLARITY LAB SOLUTIONS LLC		3,608	4	0%	3,612
MINUTECLINIC LLC #214		3,010	552	15%	3,562
GESSLER CLINIC	2	2,484	1,032	29%	3,518
MARINERS HOSPITAL	1	3,190	317	9%	3,508
ADVENT HEALTH - DADE CITY		3,094	413	12%	3,507
MEDEXPRESS FORT MYERS		3,080	423	12%	3,503
MINUTECLINIC LLC #3236		3,093	398	11%	3,491
MEMORIAL HOSPITAL PEMBROKE	3	3,102	384	11%	3,489
HEALTH CENTRAL CLINICAL LABORATORY		3,050	435	12%	3,485
BAPTIST HEALTH - OAKLEAF		2,959	526	15%	3,485
MEDIQUICK URGENT CARE CENTERS INC		2,696	753	22%	3,449
ACCESS POINT HEALTHCARE URGENT & PRIMARY CARE	2	2,724	718	21%	3,444
MINUTECLINIC LLC #1815		3,089	354	10%	3,443
JACKSON HOSPITAL CLINICAL LABORATORY		3,043	379	11%	3,422
MEDEXPRESS URGENT CARE CORAL SPRINGS		3,031	370	11%	3,401
AFC PHYSICIANS OF FLORIDA PA		2,828	573	17%	3,401
IMMOKALEE CHD		3,155	234	7%	3,389
BAY MEDICAL CENTER SACRED HEART HEALTH SYSTEM		2,682	669	20%	3,351
MINUTECLINIC LLC		2,972	359	11%	3,331
SELECT LABORATORIES - MARION COUNTY, FL LLC	5	2,981	318	10%	3,304
JUPITER MEDICAL CENTER URGENT CARE		2,633	668	20%	3,301
GENOME LLC	2	3,072	209	6%	3,283
CHARLES AIESI CONSULTING INC	18	2,914	321	10%	3,253
LAKE WALES MEDICAL CENTER INC		2,879	357	11%	3,236
MINUTECLINIC LLC #8927		2,756	476	15%	3,232
MEDEXPRESS URGENT CARE - CLEWISTON		2,708	522	16%	3,230
APALACHEE CORRECTIONAL INSTITUTION EAST UNIT		3,184	35	1%	3,219
PARRISH MEDICAL CENTER	3	2,803	395	12%	3,201
GRAVITY DIAGNOSTICS, LLC	11	2,956	231	7%	3,198
EMERGENCY PHYSICIANS MEDICAL CENTER		1,992	1,187	37%	3,179
NXGEN MDX LLC	7	2,820	348	11%	3,175
MINUTECLINIC LLC #5069		2,629	503	16%	3,132
KEYS AHEC SCHOOL MEDICAL CLINIC	15	2,940	153	5%	3,108
MINUTECLINIC LLC #5187		2,721	379	12%	3,100
CAREFAST+	1	2,255	805	26%	3,061
MEDEXPRESS URGENT CARE BOCA RATON		2,791	263	9%	3,054
VETERANS AFFAIRS MEDICAL CENTER - ORLANDO	1	1,343	1,707	56%	3,051
MEDEXPRESS PORT CHARLOTTE		2,710	325	11%	3,035
BAPTIST HEALTHCARE - GULF BREEZE HOSPITAL	3	2,505	495	16%	3,003
TAMPA COMMUNITY HOSPITAL		2,571	398	13%	2,969
BAPTIST HEALTH SOUTH FLORIDA - MIAMI BEACH URGENT CARE		2,518	431	15%	2,949
FLORIDA MEDICAL CLINIC	3	1,396	1,542	52%	2,941
DR G'S URGENT CARE		2,559	379	13%	2,938
MINUTECLINIC LLC #3637		2,354	580	20%	2,934
AMELIA EXPRESS CARE LLC	10	2,559	351	12%	2,920

COVID-19: testing by laboratory

Data through Jun 2, 2021 verified as of Jun 3, 2021 at 09:25 AM

Data in this report are provisional and subject to change.

The numbers in the table below represent the number of Florida and non-Florida residents for whom test results were received by the Department of Health. A person can be tested by more than one laboratory and can have both positive and negative results. **Therefore, the sum of the numbers in each column will be larger than the total number of people tested.**

Reporting lab	Inconclusive	Negative	Positive	Percent positive	Total
MINI ER WATERFORD LAKES, THE		2,511	388	13%	2,899
STONE CLINICAL LABORATORIES		2,790	96	3%	2,886
WALGREENS ORLANDO	3	2,540	340	12%	2,883
DONALD W ROBERTSON DO PA		2,240	619	22%	2,859
BOND URGENT CARE LLC		2,174	674	24%	2,848
PATIENTS FIRST - THOMASVILLE ROAD		2,552	295	10%	2,847
OPTUM LABS LLC	1	2,602	224	8%	2,827
BAPTIST HEALTH EMERGENCY CENTER AT WEST CORAL WAY		2,350	455	16%	2,805
CITRUS MEMORIAL HOSPITAL LABORATORY		2,253	548	20%	2,801
CELESTA MEDICAL SERVICES LLC DBA - AMERICAN RESEARCH LABS		2,544	236	8%	2,780
NCHMD INC		2,345	414	15%	2,759
SACRED HEART HEALTH SYSTEM, INC	1	1,875	875	32%	2,751
EMERALD COAST URGENT CARE, LLC	1	2,062	678	25%	2,741
ASCENSION SACRED HEART - GULF		2,080	576	22%	2,656
PHYSICIANS STAT LAB INC	6	2,477	170	6%	2,653
WHOLE FAMILY HEALTH CENTER INC		2,082	542	21%	2,624
PENSACOLA PEDIATRICS PA	1	2,409	180	7%	2,590
ADVENT HEALTH - OCALA		2,124	447	17%	2,571
INTELEX LABS, LLC		2,487	84	3%	2,571
WHITE WILSON MEDICAL CENTER		1,152	1,411	55%	2,563
GENESIS LABORATORY MANAGEMENT	16	2,276	266	10%	2,558
CORE DIAGNOSTIC LABORATORIES LLC	17	2,197	342	13%	2,556
PHYSICIANS STAT LAB	3	1,125	1,418	56%	2,546
TOM LEE COMMUNITY HEALTH CENTER	1	1,840	696	27%	2,537
NCH NORTHEAST	7	1,975	532	21%	2,514
PROHEALTH MEDICAL CLINIC		1,850	652	26%	2,502
ARCPPOINT LABS		1,805	696	28%	2,501
EMERALD COAST URGENT CARE LLC		1,825	657	26%	2,482
COMMUNITY HEALTH NORTHWEST FLORIDA	4	1,857	555	23%	2,416
MARTIN HEALTH SYSTEM - ST LUCIE WEST		2,210	204	8%	2,414
FG RAPID RESULTS	6	1,995	403	17%	2,404
ASSOCIATED PATHOLOGISTS, LLC	3	1,992	401	17%	2,396
BIO-TECH CLINICAL LABORATORIES INC		2,068	326	14%	2,394
MEDICAL CONSULTANTS OF FLORIDA, LLC	2	2,018	346	15%	2,366
FIU-HEALTH AUXILIARY LABORATORY	6	2,220	139	6%	2,365
ABSOLUTE GENOMICS	3	2,081	275	12%	2,359
BAYFRONT HEALTH - CITRUS HILLS		2,090	253	11%	2,343
UNIVERSITY OF NORTH FLORIDA STUDENT HEALTH		2,262	81	3%	2,343
AMERICAN SCIENTIFIC LABORATORIES LLC		2,281	58	2%	2,339
MINUTECLINIC, LLC #3245		1,916	417	18%	2,333
BARDMOOR LABORATORY	9	1,979	333	14%	2,321
PHYSICIAN ASSOCIATES		2,070	241	10%	2,311
LEE HEALTH - COCONUT POINT CLINICAL LAB	2	1,872	433	19%	2,307
ADVANCED MEDICAL OF NAPLES LLC		2,050	255	11%	2,305
LITTLE PINE PEDIATRICS	1	2,020	282	12%	2,303
LAKE BALDWIN		2,199	99	4%	2,298

COVID-19: testing by laboratory

Data through Jun 2, 2021 verified as of Jun 3, 2021 at 09:25 AM

Data in this report are provisional and subject to change.

The numbers in the table below represent the number of Florida and non-Florida residents for whom test results were received by the Department of Health. A person can be tested by more than one laboratory and can have both positive and negative results. **Therefore, the sum of the numbers in each column will be larger than the total number of people tested.**

Reporting lab	Inconclusive	Negative	Positive	Percent positive	Total
READY RESPONDERS FLORIDA, PLLC		1,977	296	13%	2,273
DOC SMILEYS URGENT CARE LLC		1,839	400	18%	2,239
PRIMEHEALTH URGENT CARE	1	1,865	361	16%	2,227
FLOWERS HOSPITAL		2,010	192	9%	2,202
MEDLAB DIAGNOSTICS, LLC		2,074	127	6%	2,201
OPTUMCARE FLORIDA LLC		1,810	346	16%	2,156
MIAMI JEWISH HEALTH SYSTEMS		2,042	90	4%	2,132
ED FRASER MEMORIAL HOSPITAL		1,825	266	13%	2,091
GENUS3		2,002	74	4%	2,076
BROAD INSTITUTE CLINICAL SEQUENCING RESEARCH PLATFORM	17	1,976	74	4%	2,067
PATIENTS FIRST LAKE ELLA MEDICAL CENTER		1,850	197	10%	2,047
STATMED OCALA	7	1,842	197	10%	2,046
SUNRISE URGENT CARE ASSOCIATES LLC D/B/A	10	1,455	561	28%	2,026
WILLIAM OWEN PASS PARK		1,738	257	13%	1,995
CARENOW URGENT CARE - FORT PIERCE	2	1,532	433	22%	1,967
COLLIER URGENT CARE CENTERS CREEKSIDE		1,742	214	11%	1,956
DOC SMILEY'S URGENT CARE		1,706	247	13%	1,953
BROWNWOOD CARE CENTER		1,712	236	12%	1,948
PEDIATRIC HEALTH CARE ALLIANCE - NORTHDAL		1,784	162	8%	1,946
MEDFAST URGENT CARE CENTERS LLC	2	608	1,335	69%	1,945
LABORATORY SPECIALISTS OF MICHIGAN		1,601	333	17%	1,934
SPEARHEAD MEDICAL		1,793	136	7%	1,929
PROJECT HEALTH, INC SUMTERVILLE	5	1,572	337	18%	1,914
ER QUICKCARE PL		1,645	269	14%	1,914
QUICK CARE MED		1,539	364	19%	1,903
ACCESS MEDICAL LABS	2	1,085	815	43%	1,902
CYPRESS VILLAGE	1	1,859	30	2%	1,890
PARAMOUNT URGENT CARE - CLERMONT		1,112	759	41%	1,871
MEDEXPRESS URGENT CARE - JAX ATLANTIC BLVD		1,630	239	13%	1,869
SPARROW HEALTHCARE	2	1,612	254	14%	1,868
VRL EUROFIN		1,810	43	2%	1,853
NEIGHBORHOOD MEDICAL CENTER INC	17	1,647	187	10%	1,851
NORTH VISTA HOSPITAL LABORATORY		1,535	307	17%	1,842
ADVENTHEALTH CENTRA CARE TRINITY		1,588	248	14%	1,836
FIRST QUALITY LABORATORY		1,726	108	6%	1,834
BREVARD HEALTH ALLIANCE INC, THE		1,702	116	6%	1,818
KETAMINE HEALTH CENTERS LLC	1	1,661	152	8%	1,814
FLORIDA DEPARTMENT OF HEALTH IN POLK COUNTY	2	1,389	421	23%	1,812
NORTH SHORE LONG ISLAND JEWISH HEALTH	1	1,704	96	5%	1,801
IGENOMIX USA LLC	55	1,574	165	9%	1,794
LABTECH DIAGNOSTIC		1,496	295	16%	1,791
MYTEST DIAGNOSTICS		1,706	84	5%	1,790
LPG COCONUT POINT		1,527	253	14%	1,780
SHELL POINT NURSING PAVILION	1	1,689	78	4%	1,768
RIVER TOWN DIAGNOSTIC LLC		1,470	286	16%	1,756
PARAMOUNT URGENT CARE VILLAGES		1,145	605	35%	1,750

COVID-19: testing by laboratory

Data through Jun 2, 2021 verified as of Jun 3, 2021 at 09:25 AM

Data in this report are provisional and subject to change.

The numbers in the table below represent the number of Florida and non-Florida residents for whom test results were received by the Department of Health. A person can be tested by more than one laboratory and can have both positive and negative results. **Therefore, the sum of the numbers in each column will be larger than the total number of people tested.**

Reporting lab	Inconclusive	Negative	Positive	Percent positive	Total
Community_Health		1,533	199	11%	1,732
CAREMED CLINIC LLC	1	1,404	318	18%	1,723
BAPTIST HEALTH SOUTH FLORIDA - KEY BISCANE URGENT CARE EXPRESS		1,503	201	12%	1,704
JW PLASTIC SURGERY		1,449	246	15%	1,695
UNIVERSITY OF ALABAMA AT BIRMINGHAM		1,646	48	3%	1,694
ST ANNES NURSING CENTER		1,653	33	2%	1,686
CAREFAST MURABELLA		1,131	547	33%	1,678
FAMILY HEALTH CENTERS OF SOUTHWEST FLORIDA INC		1,512	150	9%	1,662
PRIMARY CARE SOUTH INC		1,141	505	31%	1,646
BAPTIST HEALTH SOUTH FLORIDA - COUNTRY WALK URGENT CARE EXPRESS		1,392	252	15%	1,644
6TH MEDICAL GROUP - MCDILL AFB	3	1,521	106	7%	1,630
APLS SERVICES LLC D/B/A CLEAR DIAGNOSTICS	27	1,570	32	2%	1,629
ELLENTON URGENT CARE		1,385	238	15%	1,623
MINUTE CLINIC INCORPORATE		1,551	69	4%	1,620
MATRIX CLINICAL LABS (FORMERLY BIOCERNA LLC)	13	1,436	169	10%	1,618
OPTEO LABORATORY		1,578	36	2%	1,614
BAPTIST HEALTHCARE - JAY HOSPITAL	3	1,230	380	24%	1,613
NORTH FLORIDA PEDIATRICS - LAKE CITY		1,381	230	14%	1,611
ADDICTION LABS OF AMERICA	3	1,515	85	5%	1,603
ASSURANCE SCIENTIFIC LABORATORIES	1	1,313	283	18%	1,597
UHEALTH CLINIC AT WALGREENS		1,295	301	19%	1,596
NYU HOSPITALS CENTER CLINICAL LABORATORIES		1,543	49	3%	1,592
GROWING TOGETHER PEDIATRICS LLC		1,504	81	5%	1,585
MELBOURNE MEDICAL LABORATORY	2	1,367	205	13%	1,574
PALM BEACH ATLANTIC UNIVERSITY		1,516	52	3%	1,568
EUROFINS NTD, LLC		1,520	45	3%	1,565
PEDIATRICS OF CENTRAL FLORIDA PA	20	1,465	76	5%	1,561
NORTH OKALOOSA MEDICAL CENTER		1,183	359	23%	1,542
SMA LAB	12	1,365	164	11%	1,541
INNOVATIVE TRANSFUSION MEDICINE, INC	11	1,336	179	12%	1,526
TREASURE COAST MEDICAL ASSOCIATES INC		749	771	51%	1,520
BETHESDA HEALTH URGENT CARE		1,311	207	14%	1,518
CREEKSIDE CARE CENTER	1	1,321	188	12%	1,510
PROJECT HEALTH INC	4	1,284	215	14%	1,503
PALM BAY HOSPITAL CLINICAL LABORATORY		1,093	401	27%	1,494
CARE ONE OF FLORIDA LLC		1,123	364	24%	1,487
MILLENNIA ADVANCED SCIENTIFIC LLC		1,412	71	5%	1,483
EAST LAKE PEDIATRICS		1,323	137	9%	1,460
STEWART REFERENCE LABORATORY	1	896	556	38%	1,453
ADVANCE MEDICAL OF NAPLES		327	1,124	77%	1,451
TEMPUS CLINICAL LABORATORY	10	1,282	156	11%	1,448
MINUTECLINIC LLC #3281		1,277	168	12%	1,445
UHEALTH DEERFIELD BEACH/UMSYLVESTER DEERFIELD BEACH LABORATORY	3	1,380	55	4%	1,438
COASTAL LABORATORIES	1	1,142	290	20%	1,433
MIDWAY SPECIATLY CARE CENTER	3	1,206	222	16%	1,431
INTERLACHEN PEDIATRICS PA		1,362	67	5%	1,429

COVID-19: testing by laboratory

Data through Jun 2, 2021 verified as of Jun 3, 2021 at 09:25 AM

Data in this report are provisional and subject to change.

The numbers in the table below represent the number of Florida and non-Florida residents for whom test results were received by the Department of Health. A person can be tested by more than one laboratory and can have both positive and negative results. **Therefore, the sum of the numbers in each column will be larger than the total number of people tested.**

Reporting lab	Inconclusive	Negative	Positive	Percent positive	Total
PATIENTS CHOICE LABORATORIES		831	593	42%	1,424
AMELIA EXPRESS CARE	1	772	646	46%	1,419
USF MORSANI CENTER FOR ADVANCED HEALTH CARE		1,250	169	12%	1,419
PALM HARBOR PHARMACY		1,217	173	12%	1,390
ADVANCED DIAGNOSTIC LABORATORY		1,337	47	3%	1,384
ST PETERSBURG PEDIATRICS	1	1,251	127	9%	1,379
BERNHARDT LABORATORIES	3	1,272	103	7%	1,378
HALIFAX MEDICAL CENTER-PORT ORANGE LAB		1,200	172	13%	1,372
PENSACOLA PEDIATRICS PA - TIGER POINT	24	1,223	123	9%	1,370
VAVA PARTNERS LLC		529	838	61%	1,367
XPRESS URGENT CARE	4	1,148	206	15%	1,358
ASCENSION ST VINCENT'S - SOUTHSIDE		1,308	49	4%	1,357
INTERLACHEN PEDIATRICS		1,310	47	3%	1,357
TYNDALL AIR FORCE BASE		1,119	228	17%	1,347
NAPLES URGENT CARE	1	886	454	34%	1,341
MILLER BIOCONNECT		1,232	96	7%	1,328
LAB24 INC	3	643	677	51%	1,323
ADVENTHEALTH EXPRESS CARE AT WALGREENS		1,140	182	14%	1,322
ARCPPOINT LABS OF CORAL SPRINGS FL		1,043	279	21%	1,322
NORTH FLORIDA PEDIATRICS-TALLAHASSEE	1	1,210	108	8%	1,319
HOLIDAY CVS LLC DBA CVS PHARMACY #5155		1,244	74	6%	1,318
BREVARD HEALTH ALLIANCE		1,000	315	24%	1,315
FISHERMENS HOSPITAL CLINICAL LAB		1,209	100	8%	1,309
SOLARIS HEALTHCARE PALATKA		1,197	106	8%	1,303
LOOP PEDIATRICS PA	3	1,114	173	13%	1,290
COASTAL PEDIATRIC GROUP		1,122	163	13%	1,285
PROFESSIONAL HEALTH EXAMINERS DBA PROHEALTH	1	1,048	230	18%	1,279
LAB DOCTOR		1,133	144	11%	1,277
STAGEZERO LIFE SCIENCES INC	4	1,164	105	8%	1,273
CATALYST WALK IN CLINIC		1,002	244	20%	1,246
NORTH FLORIDA MEDICAL GROUP		1,076	167	13%	1,243
EPN URGENT CARE NAPLES	2	807	424	34%	1,233
CLINICORE		1,124	91	7%	1,215
ALTAMONTE MD		982	233	19%	1,215
EMED LABS, LLC	3	1,189	21	2%	1,213
BHA CENTRAL COUNTY CLINIC		1,093	110	9%	1,203
CHURCH OF SCIENTOLOGY FLAG SERVICE ORGANIZATION		1,144	56	5%	1,200
CLARITY LABS		1,086	109	9%	1,195
CAPE CANAVERAL HOSPITAL		868	322	27%	1,190
PENSACOLA PEDIATRICS	2	1,090	97	8%	1,189
CLINICAL ENTERPRISE, INC		1,162	25	2%	1,187
NORTH FL SOUTH GA HCS-LAKE CITY	3	1,133	39	3%	1,175
SPRING HILL HEALTH AND REHABILITATION CENTER		1,138	28	2%	1,166
PROFESSIONAL HEALTH EXAMINERS		1,007	155	13%	1,162
PEDIATRIC HEALTHCARE ALLIANCE		1,098	62	5%	1,160
DEPT OF VA MEDICAL CENTER - MIAMI	10	1,094	56	5%	1,160

COVID-19: testing by laboratory

Data through Jun 2, 2021 verified as of Jun 3, 2021 at 09:25 AM

Data in this report are provisional and subject to change.

The numbers in the table below represent the number of Florida and non-Florida residents for whom test results were received by the Department of Health. A person can be tested by more than one laboratory and can have both positive and negative results. **Therefore, the sum of the numbers in each column will be larger than the total number of people tested.**

Reporting lab	Inconclusive	Negative	Positive	Percent positive	Total
MINUTECLINIC, LLC DBA MINUTECLINIC #4717		1,110	43	4%	1,153
PRIMARY CARE OF THE TREASURE COAST		1,012	138	12%	1,150
SOUTHEAST ALABAMA MEDICAL CENT		1,085	63	5%	1,148
24 HOUR PEDIATRIC CARE CENTER	4	1,055	74	7%	1,133
CAPSTONE HEALTHCARE		802	331	29%	1,133
CHILDRENS MEDICAL ASSOCIATION		1,045	88	8%	1,133
GENEIQ		1,065	65	6%	1,130
VERITAS GENETICS	61	946	118	10%	1,125
Fernandina Beach Rehabilitation and Nursing Center	1	1,105	19	2%	1,125
BAPTIST HEALTH - MD ANDERSON CANCER CENTER		1,118	6	1%	1,124
EAST LAKE PEDIATRICS PA		1,023	96	9%	1,119
LENCO MEDICAL LABORATORY		1,058	58	5%	1,116
EMERALD COAST PEDIATRICS		1,058	57	5%	1,115
CVS HEALTH	1	888	224	20%	1,113
THE HEALTH CENTER OF PLANT CITY		1,031	82	7%	1,113
RESTORE HEALTH URGENT CARE		910	201	18%	1,111
SOLARIS HEALTHCARE CHARLOTTE HARBOR		1,045	56	5%	1,101
XYZ LABORATORY	8	943	146	13%	1,097
FAST TRACK URGENT CARE CENTER		5	1,090	100%	1,095
NORTH SHORE LIJ URGENT CARE PC		1,030	61	6%	1,091
WOODLANDS MEDICAL SPECIALISTS		817	270	25%	1,087
C.W. BILL YOUNG VA MEDICAL CENTER	1	23	1,062	98%	1,086
HENDRY REGIONAL MEDICAL CENTER CLINICAL LABORATORY		817	265	24%	1,082
JACKSONVILLE BEACH PEDIATRIC CARE CENTER		1,006	74	7%	1,080
WHITE WILSON MEDICAL CENTER PA - NAVARRE		940	132	12%	1,072
AMERICAN FAMILY CARE PENSACOLA WEST		533	533	50%	1,066
RAINBOW RIVER MEDICAL LABORATORY		978	83	8%	1,061
ANY LAB TEST NOW	2	772	281	27%	1,055
WHITE-WILSON MEDICAL CENTER - FORT WALTON BEACH		1,026	26	2%	1,052
CONSULATE HEALTH CARE OF NEW PORT RICHEY	2	923	127	12%	1,052
COVANCE CLINICAL RESEARCH UNIT INC		1,019	29	3%	1,048
MEDICAL CENTER OF DELTONA, INC		905	135	13%	1,040
VRL EUROFINIS - DALLAS		1,024	13	1%	1,037
TOTAL RENAL LABORATORIES INC DBA DAVITA LABS	1	900	133	13%	1,034
CALHOUN LIBERTY HOSPITAL		861	171	17%	1,032
NORTH FLORIDA PEDIATRICS PA - SUWANNEE	3	897	131	13%	1,031
HISTOPATHOLOGY SERVICES, LLC		908	111	11%	1,019
MOORINGS PARK INSTITUTE, INC, THE		979	39	4%	1,018
PALM GARDEN OF PORT SAINT LUCIE		1,006	12	1%	1,018
DEPARTMENT OF CLINICAL LABS	2	993	21	2%	1,016
VERITOR		852	162	16%	1,014
PHAROS HEALTH		756	258	25%	1,014
E-LAB OF FLORIDA		923	90	9%	1,013
DAIRY ROAD URGENT CARE	2	847	161	16%	1,010
AFC URGENT CARE CLEARWATER	1	286	718	71%	1,005
VIERA HOSPITAL, INC		805	192	19%	997

COVID-19: testing by laboratory

Data through Jun 2, 2021 verified as of Jun 3, 2021 at 09:25 AM

Data in this report are provisional and subject to change.

The numbers in the table below represent the number of Florida and non-Florida residents for whom test results were received by the Department of Health. A person can be tested by more than one laboratory and can have both positive and negative results. **Therefore, the sum of the numbers in each column will be larger than the total number of people tested.**

Reporting lab	Inconclusive	Negative	Positive	Percent positive	Total
WELL HEALTH WORKS	23	887	82	8%	992
LAKELAND REGIONAL HEALTH - PWC/OB		36	954	96%	990
REDI MED LLC		802	185	19%	987
NORTH FLORIDA PEDIATRICS PA	2	866	119	12%	987
UNIVERSITY OF WEST FLORIDA STUDENT HEALTH SERVICES	1	858	128	13%	987
ORLANDO HEALTH AND REHAB CENTER		933	45	5%	978
GULF COAST VILLAGE		934	43	4%	977
BOND CLINIC PA PEDIATRICS DEPT		913	62	6%	975
PRINCIPLE LABORATORY	9	939	26	3%	974
PALACE NURSING HOME & REHAB CENTER		930	43	4%	973
Point of Care Testing	1	128	841	87%	970
NCHMD, INC SOUTHEAST IMMEDIATE CARE		760	201	21%	961
LEE COUNTY EMERGENCY MEDICAL SERVICE	1	827	131	14%	959
TACACHALE CLINICAL LABORATORY	1	905	51	5%	957
DOCTOR'S MEMORIAL HOSPITAL		786	170	18%	956
COASTAL PHYSICIANS, LLC	1	774	179	19%	954
MOLECULAR TESTING LABS		862	90	9%	952
Victoria Nursing and Rehabilitation Center		894	55	6%	949
INTEGRITY LABORATORIES, LLC	4	773	165	18%	942
CLINICAL LABS OF HAWAII		936	6	1%	942
EXPRESS PHARMACY		864	76	8%	940
ABBOTT LABORATORIES		815	123	13%	938
ENCOMPASS HEALTH		916	22	2%	938
J AND G MEDICAL GROUP LLC		786	152	16%	938
CENTRAL FLORIDA HEALTH CARE INC		811	125	13%	936
CLINICAL PATHOLOGY LABS INC		842	87	9%	929
PHYSICIANS PRIMARY CARE OF SOUTHWEST FLORIDA	1	889	35	4%	925
GENE TOX WORLDWIDE	60	736	125	14%	921
PALM GARDEN OF VERO BEACH		869	51	6%	920
CARITHERS PEDIATRIC GROUP		856	61	7%	917
Tampa Lakes Health and Rehabilitation Center	2	834	73	8%	909
WATSON THERAPEUTICS INC	1	864	39	4%	904
AMERICAN MEDICAL RESPONSE		894	10	1%	904
CRUCIAL CARE EMERGENCY MEDICINE DOCTORS		726	178	20%	904
PRIMARY CARE SERVICES AT ST ANDREWS ESTATES		893	3	0%	896
LIFE CARE CENTER OF NEW PORT RICHEY		855	41	5%	896
MINUTECLINIC LLC, #10357		890	6	1%	896
PEDIATRIC HEALTHCARE ALLIANCE PA		832	63	7%	895
POINT WASHINGTON MEDICAL CLINIC	1	678	213	24%	892
RUSKIN HEALTH CENTER	1	611	280	31%	892
FAMILY HEALTH CENTERS OF SWF LABS	2	765	124	14%	891
ADVENT HEALTH - DELTONA ER		736	146	17%	882
VALENCIA HILLS HEALTH AND REHABILITATION CENTER		861	18	2%	879
PRIMARY CARE SERVICES AT INDIAN RIVER ESTATES		852	26	3%	878
ADVENTHEALTH MEDICAL GROUP PROMPT CARE		644	234	27%	878
BRISTOL AT TAMPA, THE	4	850	22	3%	876

COVID-19: testing by laboratory

Data through Jun 2, 2021 verified as of Jun 3, 2021 at 09:25 AM

Data in this report are provisional and subject to change.

The numbers in the table below represent the number of Florida and non-Florida residents for whom test results were received by the Department of Health. A person can be tested by more than one laboratory and can have both positive and negative results. **Therefore, the sum of the numbers in each column will be larger than the total number of people tested.**

Reporting lab	Inconclusive	Negative	Positive	Percent positive	Total
PEDIATRICS IN BREVARD PA		802	71	8%	873
Southern Oaks Care Center	1	829	38	4%	868
CITY MEDICAL OF NEW JERSEY, PC		787	77	9%	864
FLORIDA GULF COAST UNIVERSITY		657	196	23%	853
LIFEBRITE	2	614	235	28%	851
VITAS HEALTHCARE CORPORATION OF FLA	1	843	7	1%	851
BUFFALO CROSSING HEALTHCARE & REHABILITATION CTR		829	19	2%	848
DYNIX DIAGNOSTICS	2	549	295	35%	846
AUGUSTUS LABS LLC		696	148	18%	844
CareATC - Jackson	120	673	46	5%	839
VITAS HEALTHCARE CORP OF CENTRAL FL		812	26	3%	838
ORLANDO ORTHOPAEDIC OUTPATIENT SURGERY CENTER LLC		829	5	1%	834
NATURE COAST MEDICAL GROUP		686	147	18%	833
PEBBLEBROOK PHARMACY	1	692	139	17%	832
AFC URGENT CARE		377	454	55%	831
THE PRESERVE		812	17	2%	829
MEDONE URGENT CARE CENTER		604	224	27%	828
ORANGE BLOSSOM FAMILY HEALTH		776	51	6%	827
GOLDEN GATE FAMILY CLINIC		332	495	60%	827
BOND AND STEELE CLINIC PA		612	215	26%	827
MANOR CARE HEALTH SERVICES - FT MYERS		794	31	4%	825
PALM GARDEN OF CLEARWATER		805	18	2%	823
FLORIDA HOSPITAL ORLANDO		743	74	9%	817
FLAGLER COUNTY HEALTH DEPARTMENT	3	634	179	22%	816
ASAP LABS LLC	7	655	151	19%	813
ADVENT HEALTH - WESTCHASE ER		717	96	12%	813
PALM BEACH COUNTY FIREFIGHTERS HEALTH CLINIC, LLC		702	109	13%	811
ASCENSION ST VINCENT'S - CLAY		775	35	4%	810
SEMINOLE NURSING PAVILION		799	8	1%	807
DXTERTY DIAGNOSTICS	3	753	45	6%	801
MOUNT SINAI LABORATORY		760	38	5%	798
HEARTLAND PEDIATRICS OF LAKE WALES		718	80	10%	798
Crestview Rehabilitation Center	5	664	129	16%	798
NITE LITE PEDIATRICS		234	564	71%	798
SOUTHERN LABORATORY SERVICES OF NWF		756	41	5%	797
NONE		308	489	61%	797
TELESCOPE HEALTH LLC	4	671	121	15%	796
ETHOS WELLNESS PHARMACY		737	52	7%	789
CARE ONE OF FLORIDA	1	597	191	24%	789
XPRESS URGENT CARE- PORT ST. LUCIE		611	177	22%	788
KENDALL HEALTHCARE PROPERTIES DBA	2	752	30	4%	784
RAINBOW PEDIATRIC CENTER PA		735	48	6%	783
WILLOWBROOKE COURT AT EDGEWATER POINTE ESTATES		771	9	1%	780
LIFE CARE CENTER OF PENSACOLA		725	51	7%	776
QUALITOX LABORATORIES		586	190	24%	776
SAINTS 120 LLC	1	738	34	4%	773

COVID-19: testing by laboratory

Data through Jun 2, 2021 verified as of Jun 3, 2021 at 09:25 AM

Data in this report are provisional and subject to change.

The numbers in the table below represent the number of Florida and non-Florida residents for whom test results were received by the Department of Health. A person can be tested by more than one laboratory and can have both positive and negative results. **Therefore, the sum of the numbers in each column will be larger than the total number of people tested.**

Reporting lab	Inconclusive	Negative	Positive	Percent positive	Total
VENICE REGIONAL BAYFRONT HEALTH (PULMONARY)		637	135	17%	772
BOCA GRANDE HEALTH CLINIC		731	41	5%	772
MORSELIFE MEMORY CARE RESIDENCE		761	11	1%	772
BALDWIN PEDIATRICS	1	731	35	5%	767
NAIA		764	1	0%	765
LIFE CARE CENTER OF ORANGE PARK		730	35	5%	765
VIERA VA OPC		749	11	1%	760
MANOR PINES CONVALESCENT CENTER LLC	1	734	25	3%	760
FHMG FLORIDA HOSPITAL MEDICAL GROUP	1	713	46	6%	760
OCALA FAMILY MEDICAL CENTER INC	2	656	101	13%	759
CLIFFORD CHESTER SIMS STATE VETERANS		744	13	2%	757
AMERICA'S PHARMACY LLC		671	84	11%	755
MAIN STREET MEDICAL CENTER		226	529	70%	755
ADVENT HEALTH - TIMBERRIDGE ER		642	112	15%	754
NAPLES CHILDREN'S URGENT CARE		667	87	12%	754
NORTHEAST FLORIDA NEUROLOGY CLINICS, INC		637	113	15%	750
EDEN SPRINGS NURSING AND REHAB CENTER		637	113	15%	750
ADVENT HEALTH LAB - ORLANDO		434	315	42%	749
MANOR CARE NURSING CENTER OF SARASOTA FL LLC		660	88	12%	748
FLORIDA HOSPITAL WAUCHULA		578	169	23%	747
FORT MYERS INTERNAL MEDICINE, LLC		676	70	9%	746
ARTHREX MEDICAL CENTER	1	582	163	22%	746
ADVENTHEALTH MEDICAL GROUP PROMPT CAR	1	551	194	26%	746
Signature HealthCare Center of Waterford		704	39	5%	743
SANTA ROSA MEDICAL GROUP		575	166	22%	741
DIAMOND RIDGE HEALTH AND REHABILITATION		700	36	5%	736
BAPTIST PRIMARY CARE	2	605	128	17%	735
GULF COAST MOLECULAR LABORATORIES	13	611	110	15%	734
QUOTIENT SCIENCES		707	25	3%	732
MEDONE URGENT CARE AT ST. AUGUSTINE		270	462	63%	732
MEDICAL FP - WHOLE FAMILY HEALTH CENTER		612	120	16%	732
JOHN KNOX VILLAGE HEALTH CENTER		697	34	5%	731
NCH HEALTHCARE SYSTEM MICROBIOLOGY LAB		2	727	100%	729
VETERANS AFFAIRS MEDICAL CENTER	1	45	683	94%	729
PALM GARDEN OF OCALA	5	621	102	14%	728
INTERNAL MEDICINE & PEDIATRICS OF TAMPA BAY PA		647	80	11%	727
NCH HEALTHCARE BONITA		578	146	20%	724
ADDINGTON PLACE AT WELLINGTON GREEN		712	11	2%	723
SUWANNEE HEALTH AND REHABILITATION CENTER		717	5	1%	722
DISNEY COVID TEST SITE		703	17	2%	720
EMERALD SHORES HEALTH AND REHABILITATION		615	102	14%	717
SIGNATURE HEALTHCARE OF BROOKWOOD GARDENS		706	11	2%	717
CHILDRENS CLINIC WEST FLORIDA PEDIATRICS		659	57	8%	716
GEORGIA PUBLIC HEALTH LABORATORY		670	44	6%	714
HOLMES REGIONAL MEDICAL CENTER		11	699	98%	710
COLLIER COUNTY JAIL		707	3	0%	710

COVID-19: testing by laboratory

Data through Jun 2, 2021 verified as of Jun 3, 2021 at 09:25 AM

Data in this report are provisional and subject to change.

The numbers in the table below represent the number of Florida and non-Florida residents for whom test results were received by the Department of Health. A person can be tested by more than one laboratory and can have both positive and negative results. **Therefore, the sum of the numbers in each column will be larger than the total number of people tested.**

Reporting lab	Inconclusive	Negative	Positive	Percent positive	Total
SABAL PALMS HEALTH AND REHAB		646	63	9%	709
FLORIDA STATE HOSPITAL CLINICAL LABORATORY		702	7	1%	709
GRAND COURT TAMPA		702	4	1%	706
RIVER GARDEN HEBREW HOME FOR THE AGED		646	59	8%	705
MICHAEL A MIDDLETON MD PA		664	36	5%	700
Plantation Bay Rehabilitation Center		675	25	4%	700
MAYFLOWER ASSISTED LIVING		689	7	1%	696
PREMIER MEDICAL LABORATORY SERVICES	2	468	225	32%	695
GOLDEN GLADES NURSING & REHABILITATION CTR		655	40	6%	695
PALM GARDEN OF TAMPA		662	33	5%	695
FLORIDA HOSPITAL MEDICAL GROUP		424	268	39%	692
CONCIMED LLC		658	34	5%	692
SOLARIS HEALTHCARE BAYONET POINT		664	21	3%	685
CLEWISTON NURSING AND REHABILITATION CENTER		671	14	2%	685
PURE PHARMACY		672	11	2%	683
BONIFAY NURSING AND REHAB CENTER		648	33	5%	681
SHORE ACRES CARE CENTER		635	40	6%	675
TREE HOUSE PEDIATRICS PLLC		606	68	10%	674
MINI ER ADULT AND PEDIATRIC URGENT CARE		574	98	15%	672
BODYK		658	13	2%	671
FIRST CHOICE PEDIATRICS		546	122	18%	668
WILLOW BROOKE COURT AT INDIAN RIVER ESTATES		621	46	7%	667
LIFE CARE CENTER OF HILLIARD		643	22	3%	665
HMA SANTA ROSA MEDICAL CENTER LLC DBA		541	123	19%	664
JAMES A HALEY VETERANS HOSPITAL		2	662	100%	664
HARBOUR HEALTH CENTER		644	19	3%	663
DBI HEALTH INC		647	16	2%	663
ST JOHN'S NURSING CENTER		637	25	4%	662
NSPIRE HEALTHCARE MIAMI LAKES	8	638	15	2%	661
FLORIDA DEPARTMENT OF HEALTH IN CALHOUN COUNTY		513	147	22%	660
VETERANS AFFAIRS MEDICAL CENTER - JAMES A HALEY			659	100%	659
PARTICLE THEORY LABS		634	25	4%	659
Consulate Health Care of North Fort Myers		642	16	2%	658
POINT OF CARE TESTING SITE		630	27	4%	657
CONTINENTAL CLINICAL RESEARCH, LLC		576	76	12%	652
MAVERICK LABS		461	191	29%	652
EXPRESS URGENT CARE LLC		1	650	100%	651
MID-FLORIDA PATHOLOGY		483	168	26%	651
ENCOMPASS HEALTH REHABILITATION HOSPITAL OF SUNRISE	8	633	8	1%	649
CHILDRENS MEDICAL ASSOCIATION PA		575	71	11%	646
SOLARIS HEALTHCARE LAKE CITY		541	103	16%	644
SEBASTIAN RIVER MEDICAL CENTER	3	458	183	28%	644
WELL-BEING MEDICAL CENTER PLLC		577	67	10%	644
FLORIDA HOSPITAL HEARTLAND MED CTR LAKE PLACID		514	129	20%	643
BALDOMERO LOPEZ STATE VETERANS NURSING HOME	2	634	6	1%	642
LORI MCAULIFFE MD PA		587	51	8%	638

COVID-19: testing by laboratory

Data through Jun 2, 2021 verified as of Jun 3, 2021 at 09:25 AM

Data in this report are provisional and subject to change.

The numbers in the table below represent the number of Florida and non-Florida residents for whom test results were received by the Department of Health. A person can be tested by more than one laboratory and can have both positive and negative results. **Therefore, the sum of the numbers in each column will be larger than the total number of people tested.**

Reporting lab	Inconclusive	Negative	Positive	Percent positive	Total
PEDIATRICS BY THE SEA		587	49	8%	636
PENSACOLA PEDIATRICS MILTON		571	63	10%	634
ANCIENT CITY PEDIATRICS	1	605	28	4%	634
METROPOLITAN HOSPITAL CENTER		624	9	1%	633
HOSPICE OF THE FLORIDA SUNCOAST,THE		623	10	2%	633
PIONEER CLINICAL LAB LLC		516	115	18%	631
PALM GARDEN OF ORLANDO		596	34	5%	630
PHYSICIANS PRIMARY CARE LAB	1	552	77	12%	630
CONSULATE HEALTHCARE OF VERO BEACH	14	532	83	13%	629
PORT SAINT LUCIE HOSPITAL		618	11	2%	629
INNOVATIVE GENOMICS, LLC	10	568	50	8%	628
AFC URGENT CARE FAMILY CARE		1	627	100%	628
DAVITA LABS	4	613	11	2%	628
TUSKAWILLA NURSING AND REHAB CENTER	2	617	8	1%	627
HOPE HOSPICE AND COMMUNITY SERVICES INC	14	592	21	3%	627
NEW YORK HOSPITAL LABORATORIES	1	610	16	3%	627
THERADOC		152	471	76%	623
VILLA MARIA NURSING & REHAB CENTER INC	1	604	17	3%	622
SUNSHINE URGENT CARE LLC		464	157	25%	621
Solaris Healthcare Daytona	2	565	52	8%	619
The Manor at Blue Water Bay		556	63	10%	619
FOUNTAIN MANOR HEALTH AND REHAB CENTER	1	594	22	4%	617
CONSULATE HEALTH CARE OF BAYONET POINT	4	590	23	4%	617
URGENT CARE EXPRESS LLC	1	248	367	60%	616
DOH - INDIAN RIVER		506	108	18%	614
LAUDERDALE NURSING CENTER LLC	1	593	19	3%	613
AFC URGENT CARE SEMINOLE	1		612	100%	613
PALMETTO FAMILY HEALTHCARE	1	401	211	34%	613
HOLY CROSS HOSPITAL		13	598	98%	611
MEDICAL VB		489	121	20%	610
WEST GABLES HEALTH CARE CENTER		597	13	2%	610
DIGNITY HEALING, LLC		588	19	3%	607
LIFE HOPE LABS, LLC	1	584	22	4%	607
THE VILLAGES REGIONAL HOSPITAL FREESTANDING		553	53	9%	606
MANOR OAKS NURSING & REHAB CENTER	5	596	3	0%	604
LIFE CARE CENTER OF WINTER HAVEN		583	20	3%	603
University Crossing		599	3	0%	602
HEALTH CENTER AT BRENTWOOD	1	553	47	8%	601
NORTH FLORIDA RETIREMENT VILLAGE		595	5	1%	600
DASCENA, INC	3	537	60	10%	600
PATIENTS FIRST - MAHAN DRIVE		164	436	73%	600
PALM GARDEN OF WINTER HAVEN	3	580	16	3%	599
STEWART SEBASTIAN RIVER MEDICAL CENTER		537	62	10%	599
PLANT CITY PEDIATRICS	1	484	114	19%	599
BAPTIST PRIMARY CARE, INC		565	32	5%	597
PORT CHARLOTTE HMA		532	64	11%	596

COVID-19: testing by laboratory

Data through Jun 2, 2021 verified as of Jun 3, 2021 at 09:25 AM

Data in this report are provisional and subject to change.

The numbers in the table below represent the number of Florida and non-Florida residents for whom test results were received by the Department of Health. A person can be tested by more than one laboratory and can have both positive and negative results. **Therefore, the sum of the numbers in each column will be larger than the total number of people tested.**

Reporting lab	Inconclusive	Negative	Positive	Percent positive	Total
PEDIATRIC ASSOCIATES OF OCALA PA		554	42	7%	596
AFC URGENT CARE TYRONE		4	590	99%	594
NORTH FLORIDA REHABILITATION & SPECIALTY CARE		574	20	3%	594
UNIVERSITY OF TAMPA INC, THE		572	21	4%	593
BROOKDALE FORT MYERS CYPRESS LAKE		590	2	0%	592
SHORELINE PHYSICIAN GROUP		367	223	38%	590
THE PALACE AT HOMESTEAD	1	566	21	4%	588
MIDWAY SPECIALTY CARE CENTER	3	471	114	19%	588
THE SPRINGS AT BOCA CIEGA BAY		575	12	2%	587
GANDY CROSSING CARE CENTER	1	559	25	4%	585
BENTON PEDIATRICS INC		525	59	10%	584
NURSING PLUS OF BROWARD LLC	1	560	23	4%	584
PALM GARDEN OF JACKSONVILLE	2	499	80	14%	581
Palm Garden of Largo		577	4	1%	581
KINDRED HOSPITAL	10	548	22	4%	580
RICARDO NAVARRO DO PA		489	90	16%	579
EMERALD COAST PEDIATRICS & ADOL		512	67	12%	579
ARCPPOINTS LABS		507	71	12%	578
OCEAN BIOSCIENCES		566	12	2%	578
PARKLANDS FACILITY INC	4	531	42	7%	577
Good Samaritan Society Kissimmee Village		509	67	12%	576
Heartland Healthcare of Ft. Myers	1	572	3	1%	576
UNIVERSITY OF CENTRAL FLORIDA HEALTH SERVICES		551	23	4%	574
ECCOLAB GROUP	1	153	420	73%	574
LITTLE PINE PEDIATRICS PLLC	3	504	67	12%	574
PREMIER MEDICAL CENTER LLC	11	534	28	5%	573
TENNESSEE DOH - NASHVILLE	2	504	66	12%	572
BROWARD PARTNERSHIP	6	557	8	1%	571
MEMORIAL PEMBROKE 24/7 CARE CENTER		442	129	23%	571
WHITE-WILSON MEDICAL CENTER - NICEVILLE		520	51	9%	571
ATLANTIC SHORES NURSING AND REHAB CENTER	1	553	15	3%	569
BOULEVARD REHABILITATION CENTER		551	16	3%	567
CHAUTAUQUA REHABILITATION AND NURSING CENTER		555	12	2%	567
CITRUS NURSING CENTER LLC		516	47	8%	563
VETERANS AFFAIRS MEDICAL CENTER - BAY PINES		19	543	97%	562
NEMOURS CHILDREN'S HOSPITAL		453	109	19%	562
SANDBAY URGENT CARE		455	106	19%	561
CARENOW	3	315	243	43%	561
VETERANS AFFAIRS MEDICAL CENTER - GAINESVILLE		3	557	99%	560
MEDIPATH PATHOLOGY SERVICES		109	451	81%	560
BROOKSVILLE HEALTHCARE CENTER LLC		541	18	3%	559
WALGREENS 4915	2	501	55	10%	558
PW WINDERMERE SUBTENANT LLC		553	4	1%	557
FLORIDA DEPARTMENT OF HEALTH CLAY COUNTY	2	453	102	18%	557
CLERMONT HEALTH AND REHABILITATION CENTER		520	35	6%	555
MAGNOLIA FAMILY URGENT CARE		500	53	10%	553

COVID-19: testing by laboratory

Data through Jun 2, 2021 verified as of Jun 3, 2021 at 09:25 AM

Data in this report are provisional and subject to change.

The numbers in the table below represent the number of Florida and non-Florida residents for whom test results were received by the Department of Health. A person can be tested by more than one laboratory and can have both positive and negative results. **Therefore, the sum of the numbers in each column will be larger than the total number of people tested.**

Reporting lab	Inconclusive	Negative	Positive	Percent positive	Total
The Sands at South Beach		549	4	1%	553
EXPERTUS LABORATORIES INC		448	103	19%	551
SAMANTHA WILSON CARE CENTER	4	534	12	2%	550
WIMAUMA COMMUNITY HEALTH CENTER		456	93	17%	549
Ocala Health and Rehabilitation Center		524	25	5%	549
HERON POINTE HEALTH AND REHABILITATION	1	545	3	1%	549
PINES OF SARASOTA		540	9	2%	549
OKEECHOBEE COUNTY HEALTH DEPT	1	399	148	27%	548
NCF DIAGNOSTICS & DNA TECHNOLOGIES	15	214	318	58%	547
VITAE DIAGNOSTICS		534	13	2%	547
CENTRAL FLORIDA HEALTH SERVICES		488	58	11%	546
MANOR AT CARPENTERS		513	32	6%	545
MOOSEHAVEN HEALTH CENTER		483	62	11%	545
COASTAL URGENT CARE		428	116	21%	544
FLOMEDILAB		301	243	45%	544
AMBULATORY SURGERY CENTER OF BOCA RATON LTD		540	4	1%	544
JACKSON MEMORIAL LONG TERM CARE CENTER		508	36	7%	544
DOCTORS CENTER,THE		432	111	20%	543
STARKE FAMILY MEDICAL CENTER		448	95	17%	543
EPN URGENT CARE		129	412	76%	541
LIFE CARE CENTER OF PALM BAY□		513	28	5%	541
NEW YORK PRESBYTERIAN - CUMC CLINICAL		520	20	4%	540
ORLANDO HEALTH CENTER FOR REHABILITATION		525	15	3%	540
ORLANDO VA MEDICAL CENTER		2	538	100%	540
TRINITY REGIONAL REHAB CENTER		506	33	6%	539
MEMPHIS PATHOLOGY LABORATORY	5	508	24	4%	537
AZALEA TRACE PHYSICIAN SERVICES		530	7	1%	537
MEDSCAN LABORATORY INC	1	316	218	41%	535
RENAISSANCE AT THE TERRACES		525	9	2%	534
ST CLOUD REGIONAL MEDICAL CENTER CLINICAL LAB		394	140	26%	534
HILLCREST HEALTH CARE & REHABILITATION CENTER	3	516	15	3%	534
NEW PLANT CITY FAMILY CARE	1	296	236	44%	533
GOOD SAMARITAN CENTER		530	3	1%	533
PALM BEACH PEDIATRICS PA	2	460	71	13%	533
BAPTIST HEALTH URGENT CARE AT PLANTATION		456	75	14%	531
SANFORD LABORATORIES		483	48	9%	531
LA MER NH LLC□		523	8	2%	531
JACKSON MEMORIAL PERDUE MEDICAL CENTER		502	29	5%	531
VITAS HEALTHCARE CORPORATION		525	5	1%	530
BHA TITUSVILLE CLINIC		493	37	7%	530
SUSANNA WESLEY HEALTH CENTER		492	37	7%	529
MED FAST URGENT CARE CENTER		260	269	51%	529
SOLARIS HEALTHCARE OSCEOLA		503	25	5%	528
TIDEWELL HOSPICE INC	2	519	7	1%	528
MEDICAL CENTER CLINIC-IMMEDIATE CARE	1	423	104	20%	528
ENZO CLINICAL LABS INC	3	499	26	5%	528

COVID-19: testing by laboratory

Data through Jun 2, 2021 verified as of Jun 3, 2021 at 09:25 AM

Data in this report are provisional and subject to change.

The numbers in the table below represent the number of Florida and non-Florida residents for whom test results were received by the Department of Health. A person can be tested by more than one laboratory and can have both positive and negative results. **Therefore, the sum of the numbers in each column will be larger than the total number of people tested.**

Reporting lab	Inconclusive	Negative	Positive	Percent positive	Total
Solaris HealthCare Windermere		494	33	6%	527
ASSOCIATESMD MEDICAL GROUP INC		446	77	15%	523
FAIRWAY OAKS CENTER LLC	6	511	6	1%	523
FREEDOM SQUARE NURSING CENTER □		507	12	2%	519
RITECARE MEDICAL CENTER		426	91	18%	517
MEDFAST URGENT CARE CENTERS		231	285	55%	516
Life Care Center of Ocala	2	444	70	14%	516
VITAS LUTHERAN TOWERS INPATIENT PROGRAM		450	66	13%	516
HOLISTIX TREATMENT CENTERS		505	11	2%	516
AMEERAH LABS, LLC	2	423	91	18%	516
Darcy Hall Of Life Care		499	14	3%	513
SOLARIS HEALTHCARE MERRITT ISLAND		450	62	12%	512
ONESTOP MEDICAL AND URGENT CARE LLC		438	72	14%	510
SEASIDE HEALTH AND REHABILITATION CENTER		447	63	12%	510
Manatee Springs Rehabilitation and Nursing Center		490	20	4%	510
RAPID RELIABLE TESTING NY LLC		498	12	2%	510
Bayside Care Center	1	488	21	4%	510
FLO-MEDILAB SERVICES LLC		195	314	62%	509
VILLAGE DOCTORS OF KEYSTONE		407	102	20%	509
ELLENTON PEDIATRICS		486	20	4%	506
PENSACOLA PEDIATRICS, PA		486	19	4%	505
ASCEND CLINICAL	7	415	82	16%	504
Parkview Rehabilitation Center at Winter Park		494	10	2%	504
Cypress Cove Care Center		403	101	20%	504
PEDIATRIC HEALTH CARE ALLIANCE, PA		459	44	9%	503
Colonial Lakes Health Care		456	46	9%	502
AYERS HEALTH & REHABILITATION CENTER		494	7	1%	501
ST PETERSBURG PEDIATRICS-SEMINOLE BLVD		427	74	15%	501
ADVENTHEALTH EXPRESS CARE AT		417	84	17%	501
CLINICAL PATHOLOGY LABS		388	112	22%	500
Williston Care Center		433	67	13%	500
MARION AND BERNARD L SAMSON NURSING CENTER		494	5	1%	499
MOBILE MEDICAL ASSOCIATES PL	17	429	52	10%	498
HEALTHWORKS MED GROUP OF FLORIDA PA	3	483	10	2%	496
SANTA ROSA CENTER FOR REHABILITATION AND HEALING		421	74	15%	495
FAMILY CARE PARTNERS OF NORTHEAST FLORIDA LLC		415	79	16%	494
FAMILY EXPRESS URGENT CARE		5	489	99%	494
HARDEE COUNTY HEALTH DEPARTMENT		399	94	19%	493
MANORCARE HEALTH SERVICES - VENICE		436	56	11%	492
Quest Diag Unspecifd	1	326	165	34%	492
FLETCHER HEALTH AND REHABILITATION CENTER		487	3	1%	490
Life Care Center of Punta Gorda	1	470	16	3%	487
MAGNOLIA DIAGNOSTICS, LLC	7	445	34	7%	486
BLOUNTSTOWN REHABILITATION CENTER LLC		377	108	22%	485
TREASURE COAST COMMUNITY HEALTH	3	405	77	16%	485
HARTS HARBOR HEALTH CARE CENTER		457	24	5%	481

COVID-19: testing by laboratory

Data through Jun 2, 2021 verified as of Jun 3, 2021 at 09:25 AM

Data in this report are provisional and subject to change.

The numbers in the table below represent the number of Florida and non-Florida residents for whom test results were received by the Department of Health. A person can be tested by more than one laboratory and can have both positive and negative results. **Therefore, the sum of the numbers in each column will be larger than the total number of people tested.**

Reporting lab	Inconclusive	Negative	Positive	Percent positive	Total
SIGNATURE HEALTHCARE OF NORTH FLORIDA		476	5	1%	481
AVANTE AT OCALA INC	5	444	32	7%	481
HEALTHY STEPS PEDIATRICS		426	54	11%	480
NAVAL HOSPITAL - JACKSONVILLE		138	341	71%	479
Q ANSWER LAB	1	414	64	13%	479
ADVENTHEALTH EXPRESS CARE AT WALGREENS 49TH STREET		405	71	15%	476
PEACHTREE IMMEDIATE CARE		398	77	16%	475
NATIONS BEST FAMILY HEALTH CARE		285	190	40%	475
STATMED QUICK QUALITY CLINIC AT NORTH PINELLAS		202	271	57%	473
CHEEK AND SCOTT DRUGS INC		397	75	16%	472
SPECIALTY HEALTH AND REHABILITATION CENTER		439	32	7%	471
MANOR CARE OF BOYNTON BEACH LLC		447	24	5%	471
HCSO OCCUPATIONAL HEALTH AND WELLNESS CENTER		379	91	19%	470
TAMARAC REHABILITATION & HEALTH CENTER		464	6	1%	470
ORCHARD PARK HEALTH & REHABILITATION		464	6	1%	470
INDIAN RIVER CTR, LLC		417	52	11%	469
NTD_EUROFINS_AIMS		429	40	9%	469
ABBEY DELRAY		461	7	1%	468
UNIVERSITY OF TAMPA STUDENT HEALTH AND SHC CLINICAL LABORATORY		299	169	36%	468
WALGREENS 3173		427	40	9%	467
BROOKDALE LAKE TAVARES		459	8	2%	467
Destin Healthcare and Rehabilitation Center	1	426	40	9%	467
ST PETERSBURG PEDIATRICS-PARK BLVD		424	42	9%	466
ENCOMPASS HEALTH REHABILITATION OF SEA PINES		461	4	1%	465
BROOKDALE PALMER RANCH	1	407	57	12%	465
PALM GARDEN OF WEST PALM BEACH □	4	445	16	3%	465
MADISON FACILITY INC		456	8	2%	464
FIRST CHOICE PEDIATRICS INC	2	415	45	10%	462
BAPTIST PRIMARY CARE INC	1	432	28	6%	461
THE PALACE MANAGEMENT - THE PALACE AT CORAL GABLES		458	3	1%	461
ROLLINS COLLEGE WELLNESS CENTER		137	323	70%	460
ST JOSEPH'S HOSPITAL LABORATORY		2	457	100%	459
SUN COUNTRY PEDIATRICS PLLC	9	407	43	9%	459
NAPHCARE, INC AT MANATEE COUNTY JAIL		432	26	6%	458
LAKE REGIONAL URGENT CARE		193	264	58%	457
PRO HEALTH		208	249	54%	457
GENETIC TECHNOLOGICAL INNOVATIONS, LLC		440	15	3%	455
CLARIDGE HOUSE NURSING CENTER		437	18	4%	455
PEDIATRICS IN BREVARD PA- ROCKLEDGE		403	51	11%	454
WATERMARK LAKE POINTE WOODS LLC		436	18	4%	454
PruittHealth Panama City	1	386	66	15%	453
HEALTH CENTRAL PARK		384	68	15%	452
ST ANDREWS BAY SKILLED NURSING &		391	61	13%	452
FLORIDA HEART & VASCULAR MULTISPECIALTY GROUP PA		349	103	23%	452
BARTON HEALTH ALLIANCE	3	394	53	12%	450
DIAGNOSTIC & CLINICAL CARE SERVICES INC DBA		358	90	20%	448

COVID-19: testing by laboratory

Data through Jun 2, 2021 verified as of Jun 3, 2021 at 09:25 AM

Data in this report are provisional and subject to change.

The numbers in the table below represent the number of Florida and non-Florida residents for whom test results were received by the Department of Health. A person can be tested by more than one laboratory and can have both positive and negative results. **Therefore, the sum of the numbers in each column will be larger than the total number of people tested.**

Reporting lab	Inconclusive	Negative	Positive	Percent positive	Total
ORCHARD RIDGE CARE AND REHABILITATION CENTER		429	19	4%	448
EMERITUS AT NAPLES	2	444	2	0%	448
SMA SPECIALTY MEDICAL LAB		120	327	73%	447
LUIS A GHIGLINO MD PA		433	14	3%	447
DIAMOND RIDGE HEALTH AND REHABILITATION CENTER		424	22	5%	446
ADVANCED AMBULATORY SURGERY CENTER		427	14	3%	441
MY HEALTHY BLUEPRINT BY BAPTIST HEALTH CARE		369	70	16%	439
ABBOTT DIAGNOSTICS		409	29	7%	438
HOLISTIC PEDIATRICS GROUP LLC		411	27	6%	438
LASER & SURGERY CENTER OF THE PALM BEACHES		435	2	0%	437
Bardmoor Oaks Healthcare and Rehabilitation Center		422	14	3%	436
BAPTIST HEALTH SOUTH FLORIDA - WEST BOCA URGENT CARE		367	69	16%	436
Solaris Healthcare Lake Bennet		397	38	9%	435
APP-UNIPATH, LLC	2	417	16	4%	435
GARCIA CLINICAL LABORATORY		43	392	90%	435
BAYSHORE DIAGNOSTICS		388	46	11%	434
BAY VILLAGE OF SARASOTA INC		430	3	1%	433
ARCPPOINT LABS OF ST PETERSBURG		341	91	21%	432
HEALTH PARK CARE CENTER		423	7	2%	430
FLORIDA DEPT OF HEALTH IN BREVARD COUNTY	3	364	63	15%	430
AVECINA MEDICAL JULINGTON	1	240	189	44%	430
PALMS REHABILITATION AND HEALTHCARE CENTER		388	40	9%	428
BRIDGEWATER PARK HEALTH AND REHAB	4	389	35	8%	428
SABAL DIRECT PRIMARY CARE, PA		344	84	20%	428
PALMS OF SEBRING		389	38	9%	427
The Care Center at Pinellas Park	1	412	14	3%	427
SUNLAND MARIANNA COX MEDICAL CENTER		383	43	10%	426
UR MEDICINE LABS- CENTRAL LABORATORY		400	26	6%	426
Solaris Healthcare Coconut Creek		414	11	3%	425
Vi at Lakeside Village Skilled Nursing		410	15	4%	425
Bay Breeze Senior Living and Rehabilitation Center		371	53	13%	424
HARDEE MANOR HEALTH CARE CENTER	1	419	4	1%	424
FLORIDA DEPARTMENT OF HEALTH IN LIBERTY COUNTY	3	324	97	23%	424
LEHIGH REGIONAL MEDICAL CENTER LAB	2	372	47	11%	421
JACKSONVILLE VA UNIVERSITY OPC	4	402	15	4%	421
ROSEWOOD HEALTH AND REHABILITATION CENTER		389	30	7%	419
TGH		1	417	100%	418
PALMETTO SUBACUTE CARE CENTER		394	24	6%	418
KEY LARGO - LARGO CARGO		379	38	9%	417
MINUTECLINIC LLC #3671		372	45	11%	417
AVON PARK PEDIATRICS INC	3	364	50	12%	417
EHEALTHSCREENINGS, LLC		417			417
JACKSONVILLE KIDS PEDIATRICS, PLLC		378	39	9%	417
PALM GARDEN OF PINELLAS		416	1	0%	417
KISSIMMEE FACILITY OPERATIONS LLC		391	25	6%	416
BOCA BIOLISTICS REFERENCE LABORATORY	4	284	128	31%	416

COVID-19: testing by laboratory

Data through Jun 2, 2021 verified as of Jun 3, 2021 at 09:25 AM

Data in this report are provisional and subject to change.

The numbers in the table below represent the number of Florida and non-Florida residents for whom test results were received by the Department of Health. A person can be tested by more than one laboratory and can have both positive and negative results. **Therefore, the sum of the numbers in each column will be larger than the total number of people tested.**

Reporting lab	Inconclusive	Negative	Positive	Percent positive	Total
FLORIDA DEPARTMENT OF HEALTH		361	54	13%	415
LIFE CARE PONTE VEDRA INC		403	12	3%	415
STUART - FAIRGROUNDS		364	49	12%	413
SUNCOAST URGENT CARE		307	105	25%	412
Timberridge Center for Rehabilitation and Healing		377	35	8%	412
AFTER HOURS PEDIATRICS INC	1	1	409	100%	411
VILLAGE PLACE NH LLC		360	51	12%	411
Coastal Health and Rehabilitation Center		398	13	3%	411
Life Care Center at Inverrary		400	10	2%	410
AMERICAN ESOTERIC LAB-BIRMINGHAM		402	7	2%	409
GULF COAST MEDICAL CENTER		403	6	1%	409
ELLENTON PEDIATRICS PA		386	22	5%	408
HENDRY REGIONAL MEDICAL CENTER		119	288	71%	407
VI AT BENTLEY VILLAGE HOME CARE		406	1	0%	407
TIDE LABORATORIES		362	45	11%	407
CITY OF PORT SAINT LUCIE		377	29	7%	406
ELMCROFT PINECREST	1	378	27	7%	406
COMMUNITY HEALTH AND REHABILITATION CENTER		342	63	16%	405
CORAL TRACE HEALTH CARE	2	394	9	2%	405
OCEAN VIEW NURSING AND REHAB CENTER		382	22	5%	404
TRI-COUNTY NURSING AND REHABILITATION CENTER INC		389	15	4%	404
SEA BREEZE REHAB AND NURSING CENTER		394	9	2%	403
NADAL PEDIATRICS		343	60	15%	403
WALGREENS #04809	1	368	34	8%	403
CENTERSTONE OF FLORIDA		365	36	9%	401
OCEAN BIOSCIENCES LLC		397	4	1%	401
FAMILY MEDICAL CARE OF PALM BEACH		281	118	30%	399
MEDFAST URGENT CARE CENTER		167	231	58%	398
CAREATC, INC.	11	354	32	8%	397
MANORCARE AT LELY PALMS		387	8	2%	395
Stacey Health Care Centers Inc. dba Riverside Care Center		364	30	8%	394
EXCEL PEDIATRICS		336	58	15%	394
MINI ER AND URGENT CARE		289	105	27%	394
WILLISTON PEDIATRICS PA	1	349	44	11%	394
AVANTE AT MT DORA	1	384	8	2%	393
LIFE BRITE	4	369	19	5%	392
BEAR CREEK NURSING CENTER		387	5	1%	392
Surrey Place Healthcare and Rehabilitation		390	2	1%	392
ST CATHERINE'S WEST REHABILITATION HOSPITAL		378	14	4%	392
ARCPPOINT LABS OF SARASOTA MANATEE		304	87	22%	391
HAVEN OF OUR LADY OF PEACE INC		382	8	2%	390
ELMHURST HOSPITAL CENTER	1	357	32	8%	390
VILLAGE DOCTORS FAMILY MEDICAL CENTER OF		322	68	17%	390
BAYFRONT MEDICAL		335	54	14%	389
SERENADES IN THE VILLAGES		336	53	14%	389
BARBER		13	376	97%	389

COVID-19: testing by laboratory

Data through Jun 2, 2021 verified as of Jun 3, 2021 at 09:25 AM

Data in this report are provisional and subject to change.

The numbers in the table below represent the number of Florida and non-Florida residents for whom test results were received by the Department of Health. A person can be tested by more than one laboratory and can have both positive and negative results. **Therefore, the sum of the numbers in each column will be larger than the total number of people tested.**

Reporting lab	Inconclusive	Negative	Positive	Percent positive	Total
HAINES CITY REHABILITATION AND NURSING CENTER		364	24	6%	388
VETERANS AFFAIRS MEDICAL CENTER - LAKE CITY		52	336	87%	388
QUICK CARE MED LLC	1	318	69	18%	388
HARBOURWOOD	1	377	9	2%	387
SOLARIS HEALTHCARE IMPERIAL		378	8	2%	386
FL HUD DESTIN, LLC D/B/A GRAND BOULEVARD HEALTH		347	39	10%	386
FAMILY CARE PARTNERS OF NE FLORIDA LLC		307	77	20%	384
BROOKDALE PADDOCK HILLS	2	380	2	1%	384
TRENTON MEDICAL CENTER INC DBA PALMS MEDICAL GROUP	4	284	94	25%	382
MANOR CARE OF NAPLES FL LLC		376	6	2%	382
Flagler Health and Rehabilitation		368	13	3%	381
CRYSTAL RIVER HEALTH & REHAB		375	4	1%	379
FAIR HAVENS CENTER, OPCO		371	8	2%	379
ACCESS MEDICAL CENTER	1	344	33	9%	378
FLORIDA KEYS PEDIATRICS & ADOLESCENT CENTER		359	19	5%	378
HOLIDAY CVS LLC DBA CVS/PHARMACY #0440		360	18	5%	378
SOLARIS HEALTHCARE PARKWAY	2	356	20	5%	378
COLOR GENOMICS, INC.	4	368	6	2%	378
REHABILITATION CENTER OF LAKE CITY, THE		348	30	8%	378
LAKE EUSTIS HEALTH AND REHABILITATION CENTER		369	8	2%	377
TAVARES PEDIATRICS		316	61	16%	377
ESTERO ISLAND MEDICAL CENTER		300	77	20%	377
24/7 PEDIATRIC CARE CENTERS INC		356	21	6%	377
HOLLEY NAVARRE MEDICAL CLINIC		293	84	22%	377
BAYA PHARMACY WEST		8	368	98%	376
SPRINGTREE REHAB & HEALTH CARE CENTER		352	24	6%	376
BAYA POINTE NURSING AND REHABILITATION		293	83	22%	376
Marshall Health and Rehabilitation Center		325	50	13%	375
EPWORTH VILLAGE RETIREMENT COMMUNITY		368	6	2%	374
RIVERS FAMILY MEDICINE PA		285	88	24%	373
HOSPICE OF LAKE & SUMTER INC	1	361	11	3%	373
JACKSON PLAZA NURSING & REHAB CENTER	6	357	10	3%	373
URGENT CARE BETHESDA	1	318	52	14%	371
AVENTURA REHAB AND NURSING CENTER		353	18	5%	371
EDGEWATER AT WATERMAN VILLAGE, THE		353	18	5%	371
MACDILL AIR FORCE BASE		330	41	11%	371
INFORM DIAGNOSTICS		361	9	2%	370
ADVENT HEALTH - TAMPA		148	221	60%	369
COLLIER PHARMACY		307	61	17%	368
Concordia Village of Tampa AL		362	5	1%	367
JUPITER MEDICAL CENTER URGENT CARE - STUART		285	82	22%	367
BOCA RATON REHABILITATION CENTER	4	357	5	1%	366
FRICKS PHARMACY		296	69	19%	365
TIERRA PINES CENTER		352	13	4%	365
life Care Center of Melbourne		332	32	9%	364
SOUTHWEST ORLANDO FAMILY MEDICINE, PL		303	60	17%	363

COVID-19: testing by laboratory

Data through Jun 2, 2021 verified as of Jun 3, 2021 at 09:25 AM

Data in this report are provisional and subject to change.

The numbers in the table below represent the number of Florida and non-Florida residents for whom test results were received by the Department of Health. A person can be tested by more than one laboratory and can have both positive and negative results. **Therefore, the sum of the numbers in each column will be larger than the total number of people tested.**

Reporting lab	Inconclusive	Negative	Positive	Percent positive	Total
AVANTE AT LEESBURG INC		356	7	2%	363
CYPRESS COVE		354	8	2%	362
EAST RIDGE RETIREMENT VILLAGE		359	3	1%	362
POMPANO REHABILITATION AND NURSING CTR		356	5	1%	361
The Ponce Therapy Care Center		355	4	1%	359
The Grove Health and Rehabilitation		335	24	7%	359
AMERICAN RESEARCH LABS		306	52	15%	358
DEPARTMENT OF HEALTH BUREAU OF FAMILY		342	15	4%	357
KEY WEST HEALTH AND REHAB	1	348	8	2%	357
ARGO SENIOR LIVING AT HAVERHILL		336	21	6%	357
CROSS POINTE CARE CENTER	2	348	6	2%	356
Avante at St Cloud, Inc.		345	11	3%	356
BENTLEY VILLAGE II		345	10	3%	355
ROSEN MEDICAL CENTER		306	49	14%	355
MIDWAY PRIMARY CARE, LLC	11	230	113	32%	354
HCTB INC		295	58	16%	353
ALTAMONTE PEDIATRIC ASSOCIATES		276	77	22%	353
VILLAGE AT VIENNA SQUARE,THE□	6	329	18	5%	353
APOLLO HEALTH & REHABILITATION		345	7	2%	352
STAR CARE		293	59	17%	352
FOUNTAIN INN NURSING & REHABILITATION CTR, INC		346	6	2%	352
Sunnyside Nursing Home		349	3	1%	352
MY CLINICAL LAB		223	129	37%	352
FORT PIERCE HEALTH CARE		345	7	2%	352
CORAL BAY HEALTHCARE AND REHABILITATION	1	338	12	3%	351
Chatham Glen Healthcare and Rehabilitation Center	1	340	10	3%	351
RULEME CENTER	2	316	32	9%	350
ST LUCIE EMPLOYEE HEALTH & WELLNESS CENTER		336	14	4%	350
SELECT REFERENCE LABORATORIES, LLC	1	337	12	3%	350
SPRINGS AT LAKE POINTE WOODS		348	2	1%	350
220 GOLDEN, LLC	1	330	16	5%	347
WHITE WILSON MEDICAL IMMEDIATE CARE NICEVILLE		118	229	66%	347
REGENTS PARK OF BOCA RATON□		342	5	1%	347
PROFESSIONAL URGENT CARE SERVICES		292	54	16%	346
HEALTH DESIGNS		332	14	4%	346
LEESBURG PEDIATRICS		307	39	11%	346
USAFSAM/PHE		175	170	49%	345
SIGNATURE HEALTHCARE AT THE COURTYARD		298	47	14%	345
ST JUDE CHILDREN'S RESEARCH HOSPITAL		330	15	4%	345
LabCorp (Non-Interfaced)	2	133	210	61%	345
SUNRISE DIAGNOSTIC LABORATORY		292	53	15%	345
FLORIDA HEALTH CARE PLANS			344	100%	344
HOSPICE OF ST FRANCIS INC□		337	7	2%	344
MIAMI CEREBRAL PALSY RESIDENTIAL		342	1	0%	343
LAKESIDE NEUROLOGIC		329	14	4%	343
ST VINCENT'S AMBULATORY CARE INC DBA	2	298	42	12%	342

COVID-19: testing by laboratory

Data through Jun 2, 2021 verified as of Jun 3, 2021 at 09:25 AM

Data in this report are provisional and subject to change.

The numbers in the table below represent the number of Florida and non-Florida residents for whom test results were received by the Department of Health. A person can be tested by more than one laboratory and can have both positive and negative results. **Therefore, the sum of the numbers in each column will be larger than the total number of people tested.**

Reporting lab	Inconclusive	Negative	Positive	Percent positive	Total
ALLIANCE PEDIATRICS PA		334	8	2%	342
ADVENT HEALTH CENTRA CARE - PALM COAST		80	262	77%	342
Avante at Inverness		339	3	1%	342
CORAL REEF NURSING & REHABILITATION CENTER		334	8	2%	342
ACCURATE DIAGNOSTIC LABS, INC	1	323	18	5%	342
PHYSICIANS REGIONAL WALK-IN		200	141	41%	341
VITAS HEALTHCARE CORPORATION OF FL		325	16	5%	341
TRUE NORTH HEALTH NAVIGATION LLC DBA DISPATCHHEALTH	1	287	52	15%	340
CRONOS CLINICAL LABORATORY	22	227	91	27%	340
DELTONA HEALTH CARE		307	33	10%	340
TALLAHASSEE NHHI LLC	1	311	27	8%	339
GOOD SAMARITAN SOCIETY-DAYTONA		318	21	6%	339
BENTLEY CARE CENTER		337	2	1%	339
MACCLENNY NURSING AND REHAB		320	18	5%	338
MEDICAL CENTER AT OCEAN REEF,THE		321	17	5%	338
AMERICAN FINNISH NURSING HOME	2	327	8	2%	337
KENNEDY PAIN CLINIC GROUP LLC		301	34	10%	335
ARDEN COURTS OF TAMPA□	2	327	6	2%	335
DAYTONA BEACH HEALTH AND REHAB CENTER		333	2	1%	335
PONTE VEDRA GARDENS		332	1	0%	333
Life Care Center at Wells Crossing		309	24	7%	333
NORTH PINELLAS STATMED QUICK QUALITY CLINICS		236	97	29%	333
Lakeside Oaks Care Center		324	8	2%	332
RIVERWOOD HEALTH NH LLC		292	40	12%	332
LUTHERAN HAVEN		322	9	3%	331
LODGE HEALTH AND REHABILITATION CENTER, THE		298	33	10%	331
Life Care Center of Sarasota		317	14	4%	331
IMA MEDICAL GROUP	1	247	82	25%	330
OSPREY LODGE		268	62	19%	330
AVELLINO LAB USA, INC	1	315	14	4%	330
HIGHLANDS URGENT CARE		1	329	100%	330
BARBARA O'REILLY MD PA		322	8	2%	330
CLERMONT URGENT CARE		48	281	85%	329
ST JAMES HEALTH AND REHABILITATION CENTER		242	87	26%	329
WESTCHESTER GARDENS LIMITED PARTNERSHIP		319	9	3%	328
USA HEALTH UNIVERSITY HOSPITAL CLINICAL LABORATORY	1	317	10	3%	328
Sunset Point Center		321	6	2%	327
HEATHER HILL HEALTHCARE CENTER		280	47	14%	327
SILVER CREEK SENIOR LIVING COMMUNITY		321	5	2%	326
PIONEER CLINICAL LAB, LLC		212	113	35%	325
D PEDIATRICS		293	32	10%	325
CONEY ISLAND HOSPITAL	1	313	11	3%	325
ST MARK VILLAGE	1	318	5	2%	324
TREASURE COAST URGENT & FAMILY CARE		255	69	21%	324
BIOCEPT		302	22	7%	324
HUNT CLUB PEDIATRIC ASSOCIATES, P.A.		275	48	15%	323

COVID-19: testing by laboratory

Data through Jun 2, 2021 verified as of Jun 3, 2021 at 09:25 AM

Data in this report are provisional and subject to change.

The numbers in the table below represent the number of Florida and non-Florida residents for whom test results were received by the Department of Health. A person can be tested by more than one laboratory and can have both positive and negative results. **Therefore, the sum of the numbers in each column will be larger than the total number of people tested.**

Reporting lab	Inconclusive	Negative	Positive	Percent positive	Total
JUPITER MEDICAL CENTER URGENT CENTER		274	49	15%	323
BAYA URGENT CARE LLC		280	43	13%	323
JACKSONVILLE UNIVERSITY	1	303	19	6%	323
HOMESTEAD MANOR	2	280	41	13%	323
SILVERCREST HEALTH AND REHABILITATION CENTER	3	311	8	2%	322
MILLENNIUM PHYSICIAN GROUP LLC		281	40	12%	321
CONSULATE HEALTH CARE OF SAFETY HARBOR		314	7	2%	321
MEDICATION ROOMS-CSU/CI NURSE STATION	1	307	13	4%	321
Avante at Orlando	1	314	6	2%	321
West Melbourne Health and Rehabilitation Center		319	1	0%	320
PruittHealth Santa Rosa		225	94	29%	319
HUNT CLUB PEDIATRIC ASSOCIATES PA		234	84	26%	318
MEDEXPRESS LUTZ		4	313	99%	317
CAREATC CITY OF TAMPA	30	244	42	13%	316
RITE MEDICAL CARE PC		312	3	1%	315
BAY COUNTY SHERIFFS OFFICE JAIL FACILITY		262	53	17%	315
BRANDON COMMUNITY HEALTH CENTER		279	35	11%	314
GENESIS MEDICAL LABORATORY MIAMI FL.		83	230	73%	313
Chatsworth at PGA National, LLC		298	15	5%	313
PERSONALIZED GENETIC TESTING	3	210	100	32%	313
DE LUNA HEALTH AND REHABILITATION CENTER		289	23	7%	312
A PLUS PEDIATRICS		276	36	12%	312
ADVENT HEALTH - PALM HARBOR ER		256	54	17%	310
Rehabilitation Center of the Palm Beaches		307	2	1%	309
ESCAMBIA COUNTY JAIL DETENTION DIVISION		301	7	2%	308
NSPIRE HEALTHCARE TAMARAC		264	44	14%	308
FLORIDA ATLANTIC UNIVERSITY STUDENT HEALTH		256	52	17%	308
HEARTLAND PEDIATRICS OF LAKE PLACID PA	1	271	36	12%	308
SARAPATH DIAGNOSTICS		176	131	43%	307
renaissance health and rehabilitation center		280	27	9%	307
SANDY PINES	2	261	44	14%	307
FARAH MEDICAL		289	17	6%	306
WALGREENS 10670		266	40	13%	306
GATTOLINE ENTERPRISES, INC. DBA FAMILY CARE PHARMACY		253	52	17%	305
LAKELAND REGIONAL HEALTH SYSTEMS INC		39	266	87%	305
GEORGE SAFRAN MD PC		290	15	5%	305
FLORIDA DEPARTMENT OF HEALTH IN TAYLOR COUNTY	1	255	49	16%	305
LAKE PARK OF MADISON		293	11	4%	304
CLARE BRIDGE ORMOND BEACH	1	303			304
AVANTE AT ORMOND BEACH INC		293	9	3%	302
CARENOW LAKE MARY		68	234	77%	302
PAVILION FOR HEALTHCARE, THE		299	3	1%	302
ARBOR FACILITY INC		298	4	1%	302
SHC College Park		298	3	1%	301
DISCOVERY VILLAGE AT NAPLES		284	17	6%	301
THE RESIDENCE AT TIMBER PINES	4	269	26	9%	299

COVID-19: testing by laboratory

Data through Jun 2, 2021 verified as of Jun 3, 2021 at 09:25 AM

Data in this report are provisional and subject to change.

The numbers in the table below represent the number of Florida and non-Florida residents for whom test results were received by the Department of Health. A person can be tested by more than one laboratory and can have both positive and negative results. **Therefore, the sum of the numbers in each column will be larger than the total number of people tested.**

Reporting lab	Inconclusive	Negative	Positive	Percent positive	Total
BOND CLINIC, PA		224	75	25%	299
AMELIA MEDICAL CARE		139	160	54%	299
BUENA VISTA URGENT CARE		264	34	11%	298
CHIPOLA MEDICAL ASSOCIATES, LLC		218	79	27%	297
WESTWOOD HEALTHCARE SNF		251	46	15%	297
Solaris Senior Living North Naples ALF		288	9	3%	297
BROOKDALE DESTIN		284	12	4%	296
CHIPOLA HEALTH AND REHAB		278	18	6%	296
ADVANCED MEDICAL GROUP		2	294	99%	296
LONGWOOD FAMILY PRACTICE		226	69	23%	295
PROTEUS MOLECULAR AND CLINICAL LAB	1	182	112	38%	295
DOCTORS MEMORIAL HOSPITAL		162	133	45%	295
VIERA DEL MAR HEALTH AND REHABILITATION CENTER		280	13	4%	293
SIGNATURE HEALTHCARE OF ORANGE PARK		289	4	1%	293
NORTHWEST MEDICAL CENTER CLINICAL LABORATORY		175	118	40%	293
Avante at Lake Worth, Inc.	1	284	7	2%	292
BIOIQ		243	48	16%	291
PALMS FACILITY INC		273	18	6%	291
Rehabilitation Center for Park Place LLC		279	11	4%	290
VETERANS AFFAIRS MEDICAL CENTER - MIAMI		2	288	99%	290
AMERICAN HEALTH ASSOCIATES INC	1	270	19	7%	290
DAVID SCOTT MADWAR MD PA□		261	29	10%	290
PALM GARDEN OF GAINESVILLE	2	285	2	1%	289
ADVENTHEALTH EXPRESS CARE AT WESLEY CH		255	34	12%	289
STERLING HOUSE OF DELAND		288	1	0%	289
AUBURN UNIVERSITY MEDICAL CLINIC		227	62	21%	289
ST JOHNS COUNTY DETENTION CENTER		288			288
W FRANK WELLS NURSING HOME		259	29	10%	288
Terrace Health and Rehab		284	4	1%	288
BVM THE BRIDGES LLC		286	2	1%	288
Signature healthcare of Jacksonville		282	5	2%	287
BROWARD NURSING & REHABILITATION CTR	8	262	17	6%	287
MARTIN ACQUISITION 1 LLC DBA		273	14	5%	287
SACRED HEART HEALTH SYSTEM INC		234	52	18%	286
LAKE VIEW CARE CENTER AT DELRAY		279	6	2%	285
RIVERSIDE RECOVERY OF TAMPA		282	2	1%	284
FLOW HEALTH LABORATORIES LLC		278	6	2%	284
AURORA DIAGNOSTICS BERNHARDT LABORATORIES PATHOLOGY SERVICE		190	93	33%	283
WASHINGTON REHAB AND NURSING		273	10	4%	283
BRENTWOOD RETIREMENT COMMUNITY	5	244	34	12%	283
LAKEVIEW INTERNAL MEDICINE		211	72	25%	283
FEDERATION CCRC OPERATIONS CORP		278	3	1%	281
ISLAND HEALTH AND REHABILITATION CENTER		273	8	3%	281
Jacaranda Manor		279	2	1%	281
DOS OF NORTH SHORES NURSING & REHAB CENTER		280			280
FLORIDA MEDICAL CLINIC LLC		189	90	32%	279

COVID-19: testing by laboratory

Data through Jun 2, 2021 verified as of Jun 3, 2021 at 09:25 AM

Data in this report are provisional and subject to change.

The numbers in the table below represent the number of Florida and non-Florida residents for whom test results were received by the Department of Health. A person can be tested by more than one laboratory and can have both positive and negative results. **Therefore, the sum of the numbers in each column will be larger than the total number of people tested.**

Reporting lab	Inconclusive	Negative	Positive	Percent positive	Total
Crossbreeze care center	1	275	2	1%	278
SURREY PLACE CARE CENTER		270	7	3%	277
PRUITT HEALTH-SANTA ROSA		275	2	1%	277
FORT MYERS REHABILITATION AND NURSING CENTER		251	26	9%	277
NASSAU COUNTY JAIL		231	45	16%	276
ARDEN COURTS OF FORT MYERS		269	7	3%	276
KINDRED HOSPITAL THE PALM BEACHES		270	6	2%	276
VILLAGES REGIONAL HOSPITAL SURGERY CENTER LLC, THE		218	58	21%	276
CCS - JOSEPH V CONTE		273	2	1%	275
EVENT MED SERVICES LABORATORY		270	5	2%	275
Cross Gardens Care Center		274	1	0%	275
TGH URGENT CARE POWERED BY FAST TRACK			275	100%	275
Glades West Rehabilitation and Nursing Center		266	8	3%	274
SEAVIEW NURSING AND REHABILITATION CENTER		264	10	4%	274
ABSOLUTE HEALTH INTERNAL MEDICINE AND PEDIATRICS		245	29	11%	274
FIRST CHOICE PRIMARY CARE		217	56	21%	273
LAKESIDE HEALTH CENTER		270	2	1%	272
ATLANTIC URGENT CARE		186	85	31%	271
PATHWAY PHARMACY		225	45	17%	270
ADVENT HEALTH CARE CENTER	9	246	15	6%	270
ADVENT HEALTH - FOUR CORNERS ER		221	49	18%	270
Premier Place at The Glenview		261	9	3%	270
LEHIGH VALLEY GENOMICS		45	225	83%	270
PBC FIREFIGHTER BENEFIT FUND WELLNESS CENTER		225	45	17%	270
NORTH FLORIDA PEDIATRICS - MARIANNA		229	40	15%	269
ADVENT HEALTH CENTRA CARE - ORMOND BEACH		113	155	58%	268
VETERANS AFFAIRS ORLANDO VA MEDICAL CENTER			268	100%	268
MIAMI JEWISH HEALTH SYSTEMS, INC	4	254	10	4%	268
OAKBROOK HEALTH AND REHABILITATION CENTER	1	251	15	6%	267
BARTRAM CROSSING		267			267
LCS SANDHILL COVE LLC DBA	6	250	10	4%	266
WOMEN'S CARE FLORIDA LABORATORY	1	260	5	2%	266
VILLA MARIA WEST SKILLED NURSING FACILITY		258	8	3%	266
EDGEWOOD NURSING CENTER		255	10	4%	265
THE PLAYERS CHAMPIONSHIP		265			265
PADDOCK RIDGE		262	3	1%	265
SERANADES BY SONATA WEST ORANGE		236	29	11%	265
UNIVERSITY COMMUNITY HOSPITAL		227	37	14%	264
MCW MENTAL HEALTH LLC		260	4	2%	264
NORTH BEACH REHABILITATION CENTER		261	2	1%	263
SACRED HEART MEDICAL GROUP URGENT CARE		222	40	15%	262
PINELLAS CARE CENTER		224	38	15%	262
FELLOWSHIP HOME AT THE FAIRWAY LLC		255	7	3%	262
ADVENT HEALTH - ORLANDO		196	66	25%	262
TERRACES OF LAKE WORTH CARE CENTER		249	12	5%	261
CLIFFORD CHESTER SIMS VA NURSING HOME		251	9	3%	260

COVID-19: testing by laboratory

Data through Jun 2, 2021 verified as of Jun 3, 2021 at 09:25 AM

Data in this report are provisional and subject to change.

The numbers in the table below represent the number of Florida and non-Florida residents for whom test results were received by the Department of Health. A person can be tested by more than one laboratory and can have both positive and negative results. **Therefore, the sum of the numbers in each column will be larger than the total number of people tested.**

Reporting lab	Inconclusive	Negative	Positive	Percent positive	Total
FLORIDA DEPARTMENT OF HEALTH IN WALTON COUNTY		233	27	10%	260
BRADEN RIVER REHABILITATION CENTER LLC		258	2	1%	260
CONSULATE HEALTHCARE OF KISSIMMEE		247	12	5%	259
HOMESTEAD VILLAGE		248	11	4%	259
SAMIR EBEID MD		232	26	10%	258
FLORIDA WOMAN CARE LABORATORY LLC		232	26	10%	258
KR at Hillsborough Lakes/Lutz Healthcare		248	10	4%	258
ESCAMBIA COUNTY JAIL	2	186	70	27%	258
AZALEA TRACE		245	13	5%	258
MARTIN MEMORIAL MEDICAL CENTER LAB		128	130	50%	258
WALGREENS #06012		222	35	14%	257
FLORIDA CLINICAL LABORATORY-BIOREFERENCE LABORATORIES		105	152	59%	257
BAYVIEW CENTER		251	6	2%	257
ST PETERSBURG PEDIATRICS-EAST BAY	1	217	38	15%	256
SUNLIFE PHARMACY		225	31	12%	256
KINGS BAY PEDIATRICS LLC		248	8	3%	256
FLORIDA HEALTH CARE PLANS INC		2	252	99%	254
Consulate Health Care of St. Petersburg		247	7	3%	254
SHELL POINT VILLAGE MEDICAL CENTER		246	8	3%	254
REGENCY PARK		235	19	7%	254
ST ANTHONYS REHABILITATION HOSPITAL	9	242	2	1%	253
WHITE WILSON MEDICAL CENTER IMMEDIATE CARE		143	110	43%	253
Signature Healthcare of Ormond		250	3	1%	253
GABISA MEDICAL LLC		251	1	0%	252
LAKE WALES OPERATING GROUP LLC		247	5	2%	252
SEMINOLE TRIBE OF FLORIDA		210	41	16%	251
BUREAU OF CLINICAL LABORATORIES		209	42	17%	251
LONGWOOD HEALTH AND REHABILITATION CENTER		238	12	5%	250
HOSPITAL FOR SPECIAL SURGERY		247	3	1%	250
Royal Oaks Nursing and Rehab		249	1	0%	250
UCC - WELLINGTON		3	246	99%	249
SOLARIS SENIOR LIVING VERO BEACH		239	9	4%	248
FIRSTCARE CLINIC		127	121	49%	248
CARRINGTON PLACE OF ST PETE LLC		242	6	2%	248
Orchid Cove at Sarasota		246	1	0%	247
GUEST HOUSE OCALA, THE		236	11	4%	247
Kindred Hospital South Florida Hollywood SNU		239	8	3%	247
AVECINA MOBILE		121	125	51%	246
Heritage Healthcare at Tallahassee		239	7	3%	246
Sunrise Health and Rehabilitation Center		237	9	4%	246
HEARTLAND SOUTH JACKSONVILLE OF JACKSONVILLE FL ,		246			246
FORT WALTON REHABILITATION CENTER		207	39	16%	246
MINUTECLINIC DIAGNOSTIC OF TEXAS, LLC		226	19	8%	245
ROSEWOOD HEALTHCARE & REHABILITATION CENTER		239	6	2%	245
HIGHLANDS LAKE CENTER		240	5	2%	245
Lake Port Square Health Center		226	19	8%	245

COVID-19: testing by laboratory

Data through Jun 2, 2021 verified as of Jun 3, 2021 at 09:25 AM

Data in this report are provisional and subject to change.

The numbers in the table below represent the number of Florida and non-Florida residents for whom test results were received by the Department of Health. A person can be tested by more than one laboratory and can have both positive and negative results. **Therefore, the sum of the numbers in each column will be larger than the total number of people tested.**

Reporting lab	Inconclusive	Negative	Positive	Percent positive	Total
ST AUGUSTINE HEALTH & REHAB CENTER		244	1	0%	245
BAY VUE NURSING AND REHABILITATION CENTER		233	12	5%	245
HEALTHPOINT MED GRP OF THE EMERALD COAST LLC		201	43	18%	244
NORTH FLORIDA PEDIATRICS PA - DUVAL		215	29	12%	244
MALABAR/ADVENT CENTRA CARE		48	196	80%	244
REGENTS PARK AT AVENTURA		229	15	6%	244
MEASE COUNTRYSIDE HOSPITAL		2	241	99%	243
PALM GARDEN OF AVENTURA		236	7	3%	243
MINUTECLINIC DIAGNOSTIC		231	12	5%	243
ARDEN COURTS OF SEMINOLE		201	41	17%	242
ARCHER HEALTH VENTURES, LLC		217	25	10%	242
LIFE CARE CENTER OF JACKSONVILLE		221	21	9%	242
FLORIDA HEALTH CARE PLAN INC		2	239	99%	241
GOOD SAMARITAN CARES		236	5	2%	241
AMERICAN HOUSE SENIOR LIVING		189	51	21%	240
SOUTHLAND SUITES OF ORMOND BEACH	4	236			240
MATHISON RETIREMENT COMMUNITY, INC	1	228	11	5%	240
STERLING HOUSE OF WINTER HAVEN		237	3	1%	240
Fouraker Hills Rehab and Nursing		231	9	4%	240
CLARE BRIDGE OF SARASOTA		238	2	1%	240
ORANGE COUNTY HEALTH DEPT		228	11	5%	239
JUNO DERMATOLOGY LLC		220	18	8%	238
KINDRED HOSPITAL MELBOURNE	1	230	7	3%	238
KENILWORTH CARE & REHABILITATION CENTER		217	21	9%	238
DOCTORS MEMORIAL FAMILY MEDICINE	2	168	68	29%	238
LAKE PORT SQUARE		220	17	7%	237
CHILDREN MED CARE INC		204	33	14%	237
WEST		216	21	9%	237
YOUR FAMILY WALK-IN CLINIC		20	217	92%	237
VILLAGE PEDIATRICS LLC		203	33	14%	236
LIFE CARE CENTER OF PORT ST. LUCIE		223	13	6%	236
BORLAND GROOVER CLINIC	1	194	41	17%	236
OAK HAMMOCK AT THE UNIVERSITY OF FLORIDA		229	6	3%	235
JACKSON COUNTY HEALTH DEPARTMENT		175	60	26%	235
DOLPHIN POINTE HEALTH CARE LLC		212	23	10%	235
BAY TREE CARE AND REHABILITATION CENTER		197	38	16%	235
MANDARIN PEDIATRICS		210	24	10%	234
HERITAGE HEALTHCARE AND REHABILITATION CENTER		229	5	2%	234
BENDERSON FAMILY SKILLED NURSING AND		215	18	8%	233
Hampton Court Nursing and Rehabilitation Center		230	2	1%	232
TGH URGENT CARE - FAST TRACK			232	100%	232
SOUTH GEORGIA MEDICAL CENTER		152	80	34%	232
Lakewood Nursing Center		198	34	15%	232
ADVENT HEALTH - LAKE NONA		197	35	15%	232
MEDICAL CONSULTANTS OF FLORIDA LLC	1	196	35	15%	232
UNIVERSITY OF MIAMI		85	146	63%	231

COVID-19: testing by laboratory

Data through Jun 2, 2021 verified as of Jun 3, 2021 at 09:25 AM

Data in this report are provisional and subject to change.

The numbers in the table below represent the number of Florida and non-Florida residents for whom test results were received by the Department of Health. A person can be tested by more than one laboratory and can have both positive and negative results. **Therefore, the sum of the numbers in each column will be larger than the total number of people tested.**

Reporting lab	Inconclusive	Negative	Positive	Percent positive	Total
ARDEN COURTS OF DELRAY BEACH FL LLC	3	217	11	5%	231
COASTAL DETOX		226	5	2%	231
ManorCare Health Services-Palm Harbor	1	229	1	0%	231
Lehigh Acres Health and Rehabilitation		218	12	5%	230
Avante at Melbourne		225	5	2%	230
ALLSOUTH URGENT CARE		52	178	77%	230
LYNN HAVEN SPORTS COMPLEX-WALKON CLINIC		21	209	91%	230
Arbor Springs Health and Rehab		230			230
JACKSONVILLE NURSING AND REHAB CENTER		222	8	3%	230
CORAL GABLES NURSING & REHABILITATION CENTER		219	11	5%	230
NADAL PEDIATRICS - VICTORIA STREET (3385)		197	33	14%	230
COLONY CLUB ALF,THE	1	213	15	7%	229
ASCENSION MEDICAL GROUP		5	224	98%	229
WORKPLACE SCREENING INTELLIGENCE			229	100%	229
The Waterford		225	3	1%	228
AVANTE AT ORLANDO INC		227	1	0%	228
MIAMI VA HEALTHCARE SYSTEM			228	100%	228
MERCY MEDICAL URGENT CARE CENTER INC		166	62	27%	228
BONITA PHARMACY		206	22	10%	228
WIREGRASS DIRECT PRIMARY CARE PLLC□		190	37	16%	227
EDWARD J HEALEY REHAB & NURSING CENTER		227			227
FLAGLER COUNTY DETENTION CENTER		213	13	6%	226
PARK MEADOWS HEALTH AND REHABILITATION CENTER		225	1	0%	226
PARKS HEALTHCARE & REHABILITATION CTR	4	211	11	5%	226
CONSULATE HEALTH CARE OF MELBOURNE		220	5	2%	225
NSPIRE HEALTHCARE LAUDERHILL		219	6	3%	225
INN AT ASTON GARDENS, THE		216	8	4%	224
DISCOVERY VILLAGE AT MELBOURNE		197	27	12%	224
MACTOWN, INC		222	2	1%	224
ADVENT HEALTH CENTRA CARE - APOPKA NORTH		192	31	14%	223
CCS - PAUL REIN DETENTION FACILITY		157	66	30%	223
PEDIATRIC SPECIALISTS MEDICAL GROUP□	1	193	28	13%	222
TUSCAN GARDENS OF PALM COAST		216	6	3%	222
PINNACLES PEDS CARE PA		222			222
SOUTH BALDWIN REGIONAL MEDICAL CENTER		207	15	7%	222
PALMS MEDICAL GROUP HIGH SPRINGS		183	39	18%	222
BARKLEY PLACE	1	214	6	3%	221
Boynton Beach Rehabilitation Center	2	213	5	2%	220
EVERGREEN WOODS HEALTH & REHAB CENTER		219	1	0%	220
FAWCETT MEMORIAL HOSPITAL LABORATORY			220	100%	220
SUPERIOR RESIDENCES OF PANAMA CITY BEACH		213	7	3%	220
LABCORP BURLINGTON	1	158	61	28%	220
CONCORD LIFE SCIENCES LLC	2	201	17	8%	220
GARDENS HEALTH NH LLC		212	7	3%	219
ANGELS DIAGNOSTIC GROUP		174	45	21%	219
WOOD LAKE HEALTH AND REHABILITATION CENTER		219			219

COVID-19: testing by laboratory

Data through Jun 2, 2021 verified as of Jun 3, 2021 at 09:25 AM

Data in this report are provisional and subject to change.

The numbers in the table below represent the number of Florida and non-Florida residents for whom test results were received by the Department of Health. A person can be tested by more than one laboratory and can have both positive and negative results. **Therefore, the sum of the numbers in each column will be larger than the total number of people tested.**

Reporting lab	Inconclusive	Negative	Positive	Percent positive	Total
CARE RESOURCE COMMUNITY HEALTH CENTERS INC		206	13	6%	219
ADVENT HEALTH CENTRA CARE - DAYTONA BEACH		94	125	57%	219
WINDSOR WOODS REHAB & HEALTHCARE CTR		210	9	4%	219
ADVENT HEALTH CENTRA CARE - TEMPLE TERRACE	1	139	78	36%	218
CVS		55	162	75%	217
ST. CLOUD REGIONAL MEDICAL CENTER		199	18	8%	217
THE MANOR AT CARPENTERS		185	32	15%	217
HAZELDEN FLORIDA	1	203	12	6%	216
BAYCARE HEALTH SYSTEMS	1	6	209	97%	216
PATRIOT MEDICAL LABORATORIES		208	8	4%	216
BROOKDALE ATRIM WAY		210	6	3%	216
WINKLER COURT□		213	2	1%	215
Taylor Care Center		210	5	2%	215
GATEWAY/ADVENT CENTRA CARE	1	24	190	88%	215
HEALTH FIRST - HOLMES REGIONAL MEDICAL CENTER		32	183	85%	215
TRADITION MEDICAL CENTER LABORATORY		56	159	74%	215
ALL SEASONS NAPLES LLC□		205	9	4%	214
BLOCK, NATION, CHASE, AND SMOLEN FAMILY MEDICINE		157	57	27%	214
CSL PLASMA		56	158	74%	214
JEFFERSON COUNTY HEALTH DEPARTMENT-MONTICELLO		170	44	21%	214
POCONO MEDICAL CENTER		212	1	0%	213
CONSULATE HEALTH CARE OF WINTER HAVEN		209	4	2%	213
San Jose Health & Rehabilitation		207	6	3%	213
CARE CENTERS OF NASSAU		208	5	2%	213
Consulate Healthcare of West Palm Beach		197	16	8%	213
GEORGIA DEPARTMENT OF PUBLIC HEALTH	1	5	206	97%	212
Bayside Health and Rehabilitation		181	31	15%	212
FULGENT GENETICS	3	166	43	20%	212
NO FLORIDA PEDIATRICS, PA		182	29	14%	211
MIRACLE HILL NURSING & REHABILITATION CENTER INC		204	6	3%	210
GOOD SAMARITAN SOCIETY OF DELAND		199	11	5%	210
KINDRED HOSPITAL SOUTH FLORIDA		175	35	17%	210
LAB CORP	1	121	88	42%	210
AMA MEDICAL GROUP LLC		178	32	15%	210
GLENRIDGE ON PALMER RANCH,THE		202	8	4%	210
Whispering Oaks	11	175	23	11%	209
Nspire Health Care Kendall		199	10	5%	209
The Palace Nursing and Rehabilitation Center		209			209
CANTERFIELD OF OCALA, LLC		197	12	6%	209
PEDIATRIC ASSOCIATES AT ARGYLE PA		193	15	7%	208
HIALEAH SHORES NURSING AND REHAB CENTER		199	9	4%	208
VIPEDIATRICS PLLC		191	16	8%	207
NEW YORK CITY DEPARTMENT OF HEALTH & MENTAL		172	35	17%	207
ADVENTHEALTH MEDICAL GROUP FAMILY MEDICINE AT		154	52	25%	206
TARPON POINT NURSING AND REHABILITATION CENTER		203	3	1%	206
SUNY UPSTATE MEDICAL UNIVERSITY		190	15	7%	205

COVID-19: testing by laboratory

Data through Jun 2, 2021 verified as of Jun 3, 2021 at 09:25 AM

Data in this report are provisional and subject to change.

The numbers in the table below represent the number of Florida and non-Florida residents for whom test results were received by the Department of Health. A person can be tested by more than one laboratory and can have both positive and negative results. **Therefore, the sum of the numbers in each column will be larger than the total number of people tested.**

Reporting lab	Inconclusive	Negative	Positive	Percent positive	Total
EAST NEW YORK DIAGNOSTIC AND TREATMENT		196	9	4%	205
Cross Terrace REhabilitation		203	2	1%	205
SENIOR LIVING VII TAMPA LLC	1	195	9	4%	205
SIGNATURE HEALTHCARE OF PORT CHARLOTTE		198	7	3%	205
MAGNOLIA MEDICAL CLINIC		93	112	55%	205
AMERICAN FAMILY MEDICAL LLC		161	43	21%	204
PALM HARBOR FAMILY PRACTICE & WALK-IN		157	47	23%	204
PCB CLINIC		159	45	22%	204
PATHGROUP LABS LLC		97	107	52%	204
PEDIATRICS OF GREATER ORLANDO		174	29	14%	203
KEYSTONE PLACE AT NAPLES PRESERVE		198	5	2%	203
BROOKDALE OF SPRING HILL	9	192	2	1%	203
WEST COAST FAMILY MEDICAL CARE		165	37	18%	202
QUEENS HOSPITAL CENTER	1	190	11	5%	202
NO FLORIDA PEDIATRICS, PA - BRADFORD		170	32	16%	202
GRACE PEDIATRICS		168	34	17%	202
Governors Creek Health and Rehabilitation	1	198	3	1%	202
POLK COUNTY HEALTH DEPARTMENT		178	24	12%	202
VAMC WEST PALM LAB		5	196	98%	201
MD NOW MEDICAL CENTERS INC		154	47	23%	201
HAWKINS FAMILY MEDICINE LLC	1	143	57	28%	201
ADVENT HEALTH - CARROLLWOOD	4	169	27	14%	200
OCALA CBOC		186	14	7%	200
ROSECASTLE OF ZEPHRHILLS		196	3	2%	199
KINDRED HOSPITAL - SOUTH FLORIDA		195	4	2%	199
SUMMERFIELD EMERGENCY ROOM		151	48	24%	199
AVANTE OF BOCA RATON		198	1	1%	199
VITAS HEALTHCARE CORPORATION OF FLORIDA		194	4	2%	198
LAUREL POINT CARE ACQUISITION LLC DBA SANDGATE GARDENS REHAB AND NURSI		171	27	14%	198
RDV SPORTSPLEX PEDIATRICS		167	31	16%	198
DEPARTMENT OF HEALTH & HUMAN SERVICES		198			198
Consulate Health Care of Port Charlotte		194	3	2%	197
CHARTER SENIOR LIVING OF PANAMA CITY BEACH		176	21	11%	197
TUSCAN GARDENS OF VENETIA MANAGEMENT COMPANY		179	18	9%	197
FINLAY CLINICAL LABORATORY INC	1	40	156	79%	197
Signature Healthcare of Palm Beach		195	2	1%	197
KRYSTAL BAY NURSING AND REHABILITATION		190	6	3%	196
ADVENT HEALTH CENTRA CARE - CARROLLWOOD	2	19	175	89%	196
AVANTE AT BOCA RATON		196			196
SARNO EXTENDED HOURS		127	69	35%	196
RIVERWOOD CENTER,THE		186	10	5%	196
WALGREENS CO		172	24	12%	196
ABBIEJEAN RUSSELL CARE CENTER		195	1	1%	196
GULFCOAST PEDIATRICS		185	11	6%	196
BRUCE S WEST MD	1	193	1	1%	195
FLORIDA DEPARTMENT OF HEALTH IN ALACHUA COUNTY -		179	16	8%	195

COVID-19: testing by laboratory

Data through Jun 2, 2021 verified as of Jun 3, 2021 at 09:25 AM

Data in this report are provisional and subject to change.

The numbers in the table below represent the number of Florida and non-Florida residents for whom test results were received by the Department of Health. A person can be tested by more than one laboratory and can have both positive and negative results. **Therefore, the sum of the numbers in each column will be larger than the total number of people tested.**

Reporting lab	Inconclusive	Negative	Positive	Percent positive	Total
GLADES HEALTH CARE CENTER		192	3	2%	195
Heritage Park Rehabilitation & Healthcare		177	18	9%	195
ISLAND COAST PEDIATRICS		175	20	10%	195
BEACON AT GULF BREEZE, THE	2	181	11	6%	194
ENCOMPASS HEALTH REHABILITATION HOSPITAL		192	2	1%	194
Oakhurst Center	1	186	7	4%	194
CANTERFIELD OF CLAY COUNTY		153	40	21%	193
EXOSOME DIAGNOSTICS	1	172	20	10%	193
BENTON HOUSE AT OAKLEAF		163	30	16%	193
Emory L Bennett State Veterans Nursing Home		190	3	2%	193
EMBRY RIDDLE AERONAUTICAL UNIVERSITY HEALTH SERVICES		1	192	99%	193
BIGGERS FAMILY MEDICINE PA	1	177	15	8%	193
FIRST CHOICE PEDIATRICS SEMORAN		98	95	49%	193
ARDEN COURTS OF PALM HARBOR		173	20	10%	193
OMNI HEALTHCARE, INC		182	11	6%	193
Belleair Healthcare Center		186	6	3%	192
PHYSICIANS REGIONAL MEDICAL CENTER - PINE RIDGE		20	172	90%	192
CYPRESS POINT LIVING, LLC		177	15	8%	192
HOSPICE OF THE TREASURE COAST		185	6	3%	191
NORTHEAST FLORIDA STATE HOSP-NURSING		190	1	1%	191
HEALTH LINK DIAGNOSTIC LABORATORIES		182	9	5%	191
PRIMECARE OF DOTHAN		136	55	29%	191
BAY EDUCATORS WELLNESS CENTER		131	59	31%	190
NEO GENOMICS - FORT MYERS	1	183	6	3%	190
ATMORE COMMUNITY HOSPITAL LABORATORY		160	30	16%	190
VIERA MANOR ASSISTED LIVING RESIDENCE		183	7	4%	190
HEARTLAND HEALTHCARE AND REHAB CENTER		165	25	13%	190
ARDEN COURTS OF LARGO FL, LLC		167	22	12%	189
The Inn at Sarasota Bay Club		186	3	2%	189
PREMIER COMMUNITY HEALTHCARE GROUP INC		181	8	4%	189
CENTRAL FLORIDA HEALTHCARE GROUP LLC		151	38	20%	189
ZON BEACHSIDE LLC		151	37	20%	188
AVANTE OF MOUNT DORA INC		186	2	1%	188
OCEAN REEF MEDICAL CENTER		150	38	20%	188
Life Care Center of Altamonte Springs		157	31	16%	188
NIGHT LITE PEDIATRICS WINTER GARDEN		144	44	23%	188
BAPTIST HEALTH PRIMARY CARE	1	135	51	27%	187
PLANTATION NURSING & REHAB CENTER		187			187
US MEDICAL CARE, INC		164	23	12%	187
ANTHEM LAKES LLC		151	35	19%	186
LAKEVIEW TERRACE RETIREMENT COMMUNITY		167	19	10%	186
PACIFICA SUNRISE		178	8	4%	186
CAYUGA MEDICAL CENTER AT ITHACA		180	5	3%	185
Madison Health and Rehabilitation Center		149	36	19%	185
ADVENT		172	13	7%	185
STERLING HOUSE OF PUNTA GORDA		184	1	1%	185

COVID-19: testing by laboratory

Data through Jun 2, 2021 verified as of Jun 3, 2021 at 09:25 AM

Data in this report are provisional and subject to change.

The numbers in the table below represent the number of Florida and non-Florida residents for whom test results were received by the Department of Health. A person can be tested by more than one laboratory and can have both positive and negative results. **Therefore, the sum of the numbers in each column will be larger than the total number of people tested.**

Reporting lab	Inconclusive	Negative	Positive	Percent positive	Total
PPC-LAB EDI ORCHARD BI		176	9	5%	185
ST. JAMES BAY HEALTH AND REHABILITATION CENTER		183	1	1%	184
MINUTECLINIC DIAGNOSTIC OF SOUTH CARO		157	27	15%	184
BROOKDALE ORANGE PARK		182	2	1%	184
FHMG-FLORIDA HOSPITAL MEDICAL GROUP		158	26	14%	184
MAJESTIC OAKS		180	3	2%	183
LONGWOOD CARDIOLOGY			183	100%	183
BRIGHTON EGGERT PHARMACY INC		176	7	4%	183
MOBILE INFIRMARY MED CENTER PATH LAB		168	15	8%	183
ADVENT HEALTH CENTRA CARE - WESLEY CHAPEL		13	170	93%	183
DOCTOR TODAY TLC LLC		123	58	32%	181
SUWANNEE VALLEY NURSING CENTER		166	15	8%	181
HARBOR BEACH NURSING AND REHABILITATION CENTER		151	30	17%	181
The Crossroads		180	1	1%	181
NORTH FLORIDA INTERNAL MEDICINE PA		145	35	19%	180
ALLIANCE PEDIATRICS		148	32	18%	180
REOPEN DIAGNOSTICS LLC (DBA PANDEMIC RESPONSE LAB)	2	177			179
WILTON MANORS HEALTH & REHABILITATION CENTER		170	9	5%	179
MID FLORIDA PATHOLOGY LLC MOBILE UNIT #4		125	53	30%	178
KEYSTYLE LIVING LLC	1	175	2	1%	178
PROMPT CARE OF CENTRAL FLORIDA		7	171	96%	178
ROSECASTLE OF CITRUS		148	30	17%	178
LISTENING DOCTOR PLLC, THE		159	19	11%	178
TGH URGENT CARE - SEMINOLE		17	161	90%	178
QUALITY URGENT CARE AND WELLNESS PL	3	128	47	26%	178
GRAVITY DIAGNOSTICS		56	121	68%	177
Winter Park Care and Rehab		175	2	1%	177
TERRACE AT HOBE SOUND, THE	1	162	14	8%	177
WOODBIDGE FACILITY INC		171	6	3%	177
SOUTH CAMPUS FACILITY INC		165	12	7%	177
ASTON GARDENS AT PELICAN MARSH		169	7	4%	176
GENE BY GENE		61	115	65%	176
MINUTECLINIC LLC #4987		159	17	10%	176
Peninsula Care and Rehab		164	12	7%	176
CORNERSTONE MEDICAL CARE OF BRANDON PL		144	32	18%	176
SOMERBY LAKE NONA		169	7	4%	176
COASTAL INTERNAL MEDICINE		135	40	23%	175
MAINSTREAM DIAGNOSTIC LABORATORY LLC		148	27	15%	175
ORLANDO HEALTH EMERGENCY DEPARTMENT		163	12	7%	175
OPPENHEIMER PLASTIC SURGERY LLC		169	5	3%	174
AESTHETIC SURGERY CENTER OF WINTER PARK, THE	3	166	5	3%	174
ANCHOR CARE AND REHABILITATION CENTER		173	1	1%	174
ARDEN COURTS OF LELY PALMS		172	2	1%	174
CITRUS MEMORIAL HOSPITAL		1	173	99%	174
REGENCY OAKS HEALTH CENTER		172	2	1%	174
WESLEY HAVEN VILLA	1	137	35	20%	173

COVID-19: testing by laboratory

Data through Jun 2, 2021 verified as of Jun 3, 2021 at 09:25 AM

Data in this report are provisional and subject to change.

The numbers in the table below represent the number of Florida and non-Florida residents for whom test results were received by the Department of Health. A person can be tested by more than one laboratory and can have both positive and negative results. **Therefore, the sum of the numbers in each column will be larger than the total number of people tested.**

Reporting lab	Inconclusive	Negative	Positive	Percent positive	Total
MINUTECLINIC DIAGNOSTIC OF NORTH CAROL		148	25	14%	173
AEGIS MEDICAL GROUP		138	35	20%	173
BROOKDALE FORT MYERS THE COLONY		167	5	3%	172
URGENT CARE OF THE PALM BEACHES, NORTH PALM BEACH			172	100%	172
ADVENT HEALTH - CENTRAL PASCO ER		153	19	11%	172
FINNISH AMERICAN REST HOME-ALF		169	2	1%	171
SEVEN HILLS HEALTH AND REHABILITATION CENTER		155	16	9%	171
JPR URGENT MEDICAL CARE		166	5	3%	171
Life Care Center of Orlando		164	6	4%	170
ALLCARE MEDICAL CENTERS PC		145	25	15%	170
PHYSICIAN PARTNERS PERRY		105	64	38%	169
REHAB AND HEALTHCARE CENTER OF CAPE CORAL		169			169
PANAMA CITY DEVELOPMENTAL CENTER□		168			168
OAKS AT AVON,THE		168			168
LANDMARK HOSPITAL SOUTHWEST FLORIDA LLC		163	5	3%	168
TGH URGENT CARE - RIVERVIEW		1	166	99%	167
MEADOWCREST FAMILY PHYSICIANS		98	69	41%	167
Nemours Children's Urgent Care		80	87	52%	167
WALTON PLACE		167			167
TURNING POINT OF TAMPA		158	9	5%	167
OSPREY VILLAGE AT AMELIA ISLAND LTD		157	10	6%	167
ANYLABTEST NOW		158	8	5%	166
ISLAND LAKE CENTER		144	22	13%	166
ENCOMPASS HEALTH REHABILITATION HOSPITAL OF SARASOTA		165	1	1%	166
BROOKDALE BONITA SPRINGS		162	3	2%	165
CHERRY OAK PALM BEACH COUNTY		157	8	5%	165
CITRUS HEALTH AND REHAB		132	33	20%	165
LEE MEMORIAL HEALTH SYSTEM HEALTH FAIR		158	7	4%	165
WRIGHTS HEALTH CARE AND REHABILITATION CENTER		135	30	18%	165
THE ARLINGTON OF NAPLES INC.		162	3	2%	165
NORTH PORT REHABILITATION AND NURSING CENTER□		163	1	1%	164
ARLINGTON OF NAPLES INC, THE		164			164
KINDRED HOSPITAL NORTH FLORIDA	3	153	8	5%	164
TALLAHASSEE VA OPC		154	9	6%	163
BRADENTON HEALTH CARE		163			163
PRECISION GENETICS, INC		157	6	4%	163
TRI COUNTY NURSING HOME		162	1	1%	163
DEERFIELD BEACH REHABILITATION AND NURSING		157	5	3%	162
DOCTORS MEMORIAL FAMILY PRACTICE	2	122	38	23%	162
QUALITY URGENT CARE AND WELLNESS		114	48	30%	162
UNIVERSTIY CENTER MEDICAL LLC DBA	1	153	7	4%	161
ADVENTHEALTH HOSPICE CARE CENTRAL FLORIDA		156	5	3%	161
DESOTO PALMS ALF		155	6	4%	161
OHI WEST INC		147	13	8%	160
GRAND AVE PHARMACY		112	48	30%	160
CROSSWINDS HEALTH AND REHABILITATION CENTER	1	157	2	1%	160

COVID-19: testing by laboratory

Data through Jun 2, 2021 verified as of Jun 3, 2021 at 09:25 AM

Data in this report are provisional and subject to change.

The numbers in the table below represent the number of Florida and non-Florida residents for whom test results were received by the Department of Health. A person can be tested by more than one laboratory and can have both positive and negative results. **Therefore, the sum of the numbers in each column will be larger than the total number of people tested.**

Reporting lab	Inconclusive	Negative	Positive	Percent positive	Total
KEYSTONE REHAB		160			160
ARCADIA HEALTH AND REHABILITATION CENTER		100	60	38%	160
TUSCAN ISLE CHAMPIONSGATE OP CO LLC		158	2	1%	160
GRAND VILLA OF ORMOND BEACH		154	6	4%	160
AMERICAN HOUSE COCONUT POINT		138	22	14%	160
GREENBRIAR REHABILITATION AND NURSING CENTER	1	159			160
The Crossings		158	2	1%	160
F&T MEDICAL RESEARCH, INC		160			160
POINTE, THE		131	28	18%	159
CLINICA HISPANA		3	156	98%	159
BROOKDALE PENSACOLA		158	1	1%	159
PM PEDIATRICS		134	25	16%	159
LABORATORY OF FLORIDA		103	56	35%	159
WUESTHOFF REF LABORATORY			158	100%	158
WALGREENS 6221		140	18	11%	158
PROVIDENCE HOSPITAL LABORATORY		149	9	6%	158
ALL FLORIDA FAMILY AND SPORTS MEDICINE		134	23	15%	157
TIMBERRIDGE NURSING HOME & REHAB		123	34	22%	157
FAWCETT MEMORIAL HOSPITAL-LAB		39	118	75%	157
GRAND VILLA OF DELAND		148	9	6%	157
CLEARWATER STATMED QUICK QUALITY CLINICS		47	109	70%	156
MEMORY CARE OF NAPLES		155	1	1%	156
CRANE CENTER		125	31	20%	156
DIAGNOSTIC LABORATORY OF OKLAHOMA		130	26	17%	156
Englewood Healthcare and Rehab		141	15	10%	156
MD NOW MEDICAL CENTERS, INC.		121	35	22%	156
ST JOSEPHS HOSPITAL SOUTH HOSPITAL		1	155	99%	156
COCOA BEACH/ADVENT CENTRA		41	114	74%	155
Summit Medical Group		143	12	8%	155
DIAMOND RIDGE		147	8	5%	155
CORE BIO LABS		76	79	51%	155
FAMILY EXTENDED CARE OF CENTRAL TAMPA		137	18	12%	155
AVOW HOSPICE INC		154	1	1%	155
A2Z DIAGNOSTICS		154	1	1%	155
BLOCK NATION CHASE		125	29	19%	154
PRUITT HEALTH		152	2	1%	154
Centre Pointe Health and Rehabilitation Center		143	11	7%	154
PALMETTO FACILITY INC	1	153			154
NCRNC INC		140	14	9%	154
WINDSOR OF LAKEWOOD RANCH,THE		151	3	2%	154
LATE HOURS URGENT CARE		75	79	51%	154
MINUTECLINIC DIAGNOSTIC OF NORTH CARO		138	16	10%	154
NAPHCARE, INC.		144	10	6%	154
ROHR HOME		147	6	4%	153
SHERMAN-ABRAMS LABORATORY INC		145	8	5%	153
SUNNY HILLS ALF OF SEBRING INC		140	13	8%	153

COVID-19: testing by laboratory

Data through Jun 2, 2021 verified as of Jun 3, 2021 at 09:25 AM

Data in this report are provisional and subject to change.

The numbers in the table below represent the number of Florida and non-Florida residents for whom test results were received by the Department of Health. A person can be tested by more than one laboratory and can have both positive and negative results. **Therefore, the sum of the numbers in each column will be larger than the total number of people tested.**

Reporting lab	Inconclusive	Negative	Positive	Percent positive	Total
MACKOUL PEDIATRICS FORT MYERS		130	23	15%	153
GUIDEWELL EMERGENCY MEDICINE DOCTORS LLC		106	47	31%	153
MAIN STREET MEDICAL CENTER OF CRESTVIEW PA		127	26	17%	153
GATEWAY CARE CENTER		150	2	1%	152
NAVARRE GARDENS LLC		127	25	16%	152
EMERALD COAST BEHAVIORAL HOSPITAL		145	7	5%	152
SONATA COCONUT CREEK	2	127	23	15%	152
WILLOW BROOKE COURT AT AZALEA TRACE		149	3	2%	152
VITAS HEALTHCARE		138	14	9%	152
REFUAH HEALTH CENTER LABORATORY		143	8	5%	151
ORANGE COUNTY CORRECTIONS HEALTH SERVICES		121	30	20%	151
VILLAGE ON THE ISLE		145	6	4%	151
DOCTORS CENTER PA,THE		129	22	15%	151
PALM BEACH COUNTY HEALTH DEPT LAB	4	140	7	5%	151
ST PETERSBURG PEDIATRICS-MLK JUNIOR BLVD		139	12	8%	151
MV MEDICAL PRACTICE DBA PRIMARY URGENT CARE		143	7	5%	150
DAYSRING VILLAGE		128	22	15%	150
GOLD CHOICE SENIOR COMMUNITIES		109	41	27%	150
PRECISION HEALTH RESOURCES, LLC	1	133	15	10%	149
MED COMP SCIENCES		3	146	98%	149
SANIBEL INTERNAL MEDICINE, LLC		143	6	4%	149
A PLUS FAMILY URGENT CARE		122	26	18%	148
THREE OAKS PHARMACY INC		133	15	10%	148
MILLENNIUM LAB SERVICES			148	100%	148
PROVISTA DIAGNOSTICS, INC		145	3	2%	148
SEAGRASS VILLAGE FLEMING ISLAND		111	37	25%	148
FG RAPID		140	8	5%	148
DAYSRING SENIOR LIVING LLC		146	2	1%	148
BROOKDALE CANOPY OAKS	1	115	32	22%	148
East Bay Rehabilitation Center		113	35	24%	148
Alhambra Health and Rehabilitation		146	1	1%	147
SONNIS PEDIATRICS PA		129	18	12%	147
ENCOMPASS HEALTH REHABILITATION HOSPITAL OF LARGO		144	3	2%	147
PEDIATRIC SERVICES AND BREATHING CENTER PA		117	30	20%	147
SUMMIT MEDICAL GROUP PA		134	13	9%	147
BIODESIX, INC.		115	32	22%	147
KINDRED HOSPITAL-BAY AREA-ST PETERSBURG LAB	1	138	7	5%	146
WILLOWBROOKE COURT AT ST ANDREWS ESTATES		141	5	3%	146
WEDGEWOOD HEALTHCARE CENTER		94	52	36%	146
BOSTON RED SOX CLUB LP		144	2	1%	146
Quail Run Health Care Center		146			146
RESEARCH CENTERS OF AMERICA, LLC		119	27	18%	146
MICRO PATH LABORATORIES INC		143	3	2%	146
BROOKDALE CAPE CORAL		145			145
MANOR CARE OF PALM HARBOR		142	3	2%	145
SOUTH LAKE PEDIATRICS		126	19	13%	145

COVID-19: testing by laboratory

Data through Jun 2, 2021 verified as of Jun 3, 2021 at 09:25 AM

Data in this report are provisional and subject to change.

The numbers in the table below represent the number of Florida and non-Florida residents for whom test results were received by the Department of Health. A person can be tested by more than one laboratory and can have both positive and negative results. **Therefore, the sum of the numbers in each column will be larger than the total number of people tested.**

Reporting lab	Inconclusive	Negative	Positive	Percent positive	Total
BAY REGIONAL URGENT CARE	1	100	44	30%	145
REGENCY CARE OF BLOUNTSTOWN LLC		135	10	7%	145
TREASURE COAST FORENSIC TREATMENT CTR		124	21	14%	145
NORTHWESTERN UNIVERSITY CORP		144	1	1%	145
ADVENTHEALTH CENTRA CARE PONCIANA	1	81	63	43%	145
ECOLAB GROUP		108	36	25%	144
OAKS OF KISSIMMEE HEALTH AND REHABILITATION CENTER		140	4	3%	144
PANCARE HEALTH GULF COUNTY		112	32	22%	144
Salerno Bay Health & Rehabilitation Center		132	11	8%	143
STEWARD MEDICAL GROUP		35	108	76%	143
GIBBENS FAMILY MEDICAL, LLC		122	21	15%	143
HIGHLANDS MEDICAL CENTER		140	3	2%	143
ORANGE PARK PEDIATRICS		127	16	11%	143
DIATHERIX LABORATORIES		80	63	44%	143
SMILEY MEDICAL GROUP		108	35	24%	143
JEFFERY WEINZWEIG		2	141	99%	143
ARDEN COURTS OF WEST PALM BEACH		137	5	4%	142
LabCorp L#09258090 M#09258105		75	67	47%	142
SIMED LABORATORY		122	20	14%	142
VITAS HEALTHCARE CORP OF FLORIDA		141	1	1%	142
SMS DO PA		122	20	14%	142
GRAND VILLA OF LAKELAND		136	6	4%	142
RARITAN BAY PERTH AMBOY		133	9	6%	142
DB MD		126	16	11%	142
NOVARI CARE LLC		97	44	31%	141
SURFSIDE URGENT CARE		114	27	19%	141
UNITED CLINICAL LABORATORIES		132	9	6%	141
JOHN KNOX VILLAGE OF CENTRAL FLORIDA		136	5	4%	141
TROPICANA MANUFACTURING COMPANY INC		134	7	5%	141
WELLNOW URGENT CARE PC		139	2	1%	141
PORT ST LUCIE REHABILITATION AND HEALTHCARE		98	43	30%	141
VIERA HOSPITAL			140	100%	140
CARENOW URGENT CARE - LAKE MARY			140	100%	140
L&S SENIOR CARE DBA ARCADIA OAKS	4	135	1	1%	140
DOCTOR'S IN HOUSE LABORATORY		18	122	87%	140
TGH URGENT CARE - TYRONE		10	129	93%	139
CLUB HEALTH AND REHABILITATION CENTER, THE		138	1	1%	139
GRAND OAKS HEALTH & REHABILITATION		138	1	1%	139
Gulf Coast Healthcare (Longwood Health and Rehab		118	21	15%	139
LABCORP RTP		55	84	60%	139
AHEC CLINIC		8	130	94%	138
PUTNAM COUNTY SHERIFFS OFFICE		128	10	7%	138
ALL CARE URGENT CARE			138	100%	138
ADVENT HEALTH CENTRA CARE - DELAND		28	110	80%	138
AMERICAN PATHOLOGY PARTNERS		136	2	1%	138
ADVENT HEALTH CENTRA CARE - CITRUS PARK		9	129	93%	138

COVID-19: testing by laboratory

Data through Jun 2, 2021 verified as of Jun 3, 2021 at 09:25 AM

Data in this report are provisional and subject to change.

The numbers in the table below represent the number of Florida and non-Florida residents for whom test results were received by the Department of Health. A person can be tested by more than one laboratory and can have both positive and negative results. **Therefore, the sum of the numbers in each column will be larger than the total number of people tested.**

Reporting lab	Inconclusive	Negative	Positive	Percent positive	Total
CLARE BRIDGE OF CAPE CORAL	1	137			138
MINUTECLINIC DIAGNOSTIC OF OHIO LLC		116	22	16%	138
Lakeside Nursing and Rehabilitation Center	1	112	25	18%	138
HOSPICE OF MARTIN & ST LUCIE, INC		135	3	2%	138
MANOR AT BLUEWATER BAY		131	7	5%	138
PRIME HEALTH OF NORTH PORT LLC		115	22	16%	137
SPRING HAVEN RETIREMENT	1	133	3	2%	137
SUNRISE SENIOR LIVING OF JACKSONVILLE		120	17	12%	137
HARBORCHASE OF VERO BEACH	1	117	19	14%	137
SONATA DELRAY BEACH		125	11	8%	136
MEYER PEDIATRICS		120	16	12%	136
OAKS OF CLEARWATER, THE		133	3	2%	136
PATRICK AIR FORCE BASE		21	115	85%	136
ARIZONA DEPARTMENT OF HEALTH SERVICES		5	131	96%	136
MEDEXPRESS URGENT CARE WEST TAMPA		1	135	99%	136
SEMINOLE SPORTS AND FAMILY MEDICINE		120	16	12%	136
ADVENT HEALTH CENTRA CARE - ORANGE CITY	1	53	82	60%	136
TREASURE COAST PEDIATRICS PA		128	8	6%	136
PEDIATRIC CARE CENTER		135			135
SONATA WEST		133	2	1%	135
ADVANCED MEDICAL CENTER		86	49	36%	135
EC OPCO CARROLLWOOD LLC		128	7	5%	135
IRL MARKET LAB ALACHUA		104	31	23%	135
SOLARIS SENIOR LIVING OF MERRITT ISLAND		129	5	4%	134
SANDALWOOD NURSING CENTER		127	7	5%	134
FHMG- FLORIDA HOSPITAL MEDICAL GROUP		120	14	10%	134
SUNY UPSTATE OVERFLOW LABORATORY		134			134
ALTERNATIVE LIVING, INC DBA TWIN CITIES PAVILION		131	3	2%	134
COQUINA CENTER		127	6	5%	133
HEARTLAND PHARMACY LAKE PLACID, INC		100	33	25%	133
MORTON PLANT HOSPITAL NURSING		2	131	98%	133
PALM BAY HOSPITAL			133	100%	133
TOTAL CARE PLUS LLC			132	100%	132
SIMEDHEALTH LLC		114	18	14%	132
LAKELAND REGIONAL HEALTH LAKE MIRIAM	3	87	42	32%	132
CENTRACARE		18	114	86%	132
AMERICAN HOUSE-BONITA SPRINGS		131	1	1%	132
THE REHABILITATION CENTER OF LAKE CITY		127	5	4%	132
AVANTE AT BOCA RATON, INC		132			132
HOSPICE OF THE EMERALD COAST INC - PANAMA CITY	2	122	7	5%	131
TIFFANY HALL NURSING AND REHAB CENTER		122	9	7%	131
FOUNTAINS OF HOPE LLC, THE		130	1	1%	131
THE WELLNESS CENTER AT LAKEWOOD RANCH		43	88	67%	131
CHARLES CROFT MD	1	128	2	2%	131
QUICK CARE MED PL CR		80	51	39%	131
BLISS HEALTHCARE SERVICES	1	105	25	19%	131

COVID-19: testing by laboratory

Data through Jun 2, 2021 verified as of Jun 3, 2021 at 09:25 AM

Data in this report are provisional and subject to change.

The numbers in the table below represent the number of Florida and non-Florida residents for whom test results were received by the Department of Health. A person can be tested by more than one laboratory and can have both positive and negative results. **Therefore, the sum of the numbers in each column will be larger than the total number of people tested.**

Reporting lab	Inconclusive	Negative	Positive	Percent positive	Total
INTEGRATED REGIONAL LABORATORIES		119	12	9%	131
ARBOR TERRACE SAN JOSE LLC	3	126	2	2%	131
FHMG LAKE MARY PEDS		113	17	13%	130
THE CLUB AND REHABILITATION CENTER		129	1	1%	130
LPG PRIMARY CARE AT SURFSIDE		114	16	12%	130
WALGREENS_PEMBROKE PINES		121	9	7%	130
MOOSEHAVEN LIFE CARE CENTER		130			130
PANAMA PHARMACY	3	109	18	14%	130
Golfview Healthcare Center		124	6	5%	130
ADVANCED EMURGENT CARE		32	98	75%	130
MONTEFIORE MEDICAL CENTER LABORATORIES - MOSES		119	11	8%	130
DOUGLAS T JACOBSON STATE VETERANS HOME		130			130
BMHSI-AEL MICROBIOLOGY LABORATORY	2	102	25	19%	129
CHILDRENS CLINIC		74	55	43%	129
WESTCHESTER MEDICAL CENTER	1	122	6	5%	129
Cross Landings Health and Rehabilitation		120	9	7%	129
THE COURTYARD ASSISTED LIVING		125	4	3%	129
TRI-COUNTY NURSING HOME		117	12	9%	129
LIFESTREAM BEHAVIORIAL CENTER		104	25	19%	129
IQBAL A FARUQUI MD		93	35	27%	128
WINDERMERE MEDICAL CENTER		122	6	5%	128
FLORIDA DEPARTMENT OF HEALTH IN LAKE COUNTY	1	79	48	38%	128
WORLD OF PEDIATRICS LLC		120	8	6%	128
IXI WELLNESS DALLAS, LLC		127	1	1%	128
PALMS EDGE	1	119	8	6%	128
SHOAL CREEK REHABILITATION CENTER		85	43	34%	128
ADVENTHEALTH MEDICAL GROUP PRIMARY CARE		116	11	9%	127
GESSLER CLINIC PA		98	29	23%	127
HILLSBOROUGH COUNTY DEVELOPMENTAL CTR	1	117	9	7%	127
VILLAGES VA CBOC	2	117	7	6%	126
CVS NY4098030POCT NEW YORK		125	1	1%	126
J FRANK AVEY MD		97	29	23%	126
MINUTECLINIC DIAGNOSTIC OF RHODE ISLAND, LLC #729		122	4	3%	126
Mt Sinai Aventura			125	100%	125
BROOKDALE PALM COAST		125			125
NORTH FL SOUTH GA HCS-MALCOM RANDALL VAMC			124	100%	124
TREASURE COAST PRIMARY CARE		101	23	19%	124
ARDEN COURTS OF SARASOTA		106	18	15%	124
FLORIDA ATLANTIC UNIVERSITY		116	8	6%	124
ADVENT HEALTH CENTRA CARE - BRANDON		31	93	75%	124
LENOX HILL HOSPITAL		115	9	7%	124
COLONY CARE CENTER		107	17	14%	124
ISLAND URGENT CARE PLLC DBA AFC URGENT CARE		123	1	1%	124
CITRUS MEMORIAL HEALTH SYSTEM LAB		2	122	98%	124
ARBOR GLEN AT ARBOR TRACE	2	113	9	7%	124
TUSCAN ISLE OPERATING COMPANY LLC DBA		120	4	3%	124

COVID-19: testing by laboratory

Data through Jun 2, 2021 verified as of Jun 3, 2021 at 09:25 AM

Data in this report are provisional and subject to change.

The numbers in the table below represent the number of Florida and non-Florida residents for whom test results were received by the Department of Health. A person can be tested by more than one laboratory and can have both positive and negative results. **Therefore, the sum of the numbers in each column will be larger than the total number of people tested.**

Reporting lab	Inconclusive	Negative	Positive	Percent positive	Total
GENEDX		48	75	61%	123
PSL NAPLES BH OPERATIONS, LLC		123			123
PICH KTM CORP DBA MEDTOWN PHARMACY		106	17	14%	123
SANDY RIDGE CENTER FOR REHABILITATION AND HEALING		100	22	18%	122
PARKVIEW HEALTH		121	1	1%	122
INFINITY BIOLOGIX LLC OAKDALE		116	6	5%	122
PHYSICIANS REGIONAL CLINIC		92	30	25%	122
GEORGE E WEEMS MEMORIAL HOSPITAL LAB		103	19	16%	122
CAN COMMUNITY HEALTH		120	2	2%	122
ISLAND DOCTORS		23	98	81%	121
Hialeah Nursing And Rehabilitation Center		115	6	5%	121
PINELLAS COUNTY JAIL			121	100%	121
CALADIUM PEDIATRICS		105	16	13%	121
BROOKDALE JENSEN BEACH		118	3	2%	121
Crystal Health & Rehab Center		115	6	5%	121
Ocala Oaks Rehabilitation Center		115	6	5%	121
ST LUCIE COUNTY JAIL		106	15	12%	121
URGENT CARE TCMA			121	100%	121
ARBOR TERRACE ORTEGA LLC	2	116	2	2%	120
MY CLINICAL LAB INC		17	103	86%	120
HOBDAIRI FAMILY HEALTH LLC		83	37	31%	120
UNIVERSITY HEALTH SYSTEM INC		109	11	9%	120
MISIR DRUGS LLC		101	19	16%	120
Gulfport Rehabilitation Center		117	3	3%	120
AFTER HOURS PEDIATRICS			120	100%	120
FLAGLER COLLEGE HEALTH SERVICES		86	34	28%	120
MED ONE AT SAINT AUGUSTINE		87	33	28%	120
GRACE MEDICAL HOME		98	21	18%	119
RDX BIOSCIENCE		60	59	50%	119
CAREMOUNT MEDICAL - PATHOLOGY		115	4	3%	119
BROWARD HEALTH CORAL SPRINGS EPIDEMIOLOGY DEPT		1	118	99%	119
COASTAL HEALTH AND REHAB		110	9	8%	119
VILLAS OF HOLLY BROOK - BRADENTON 14TH		117	2	2%	119
DELAND WELLNESS CENTER			119	100%	119
MATHISON RETIREMENT COMMUNITY		114	5	4%	119
MINUTECLINIC DIAGNOSTIC OF SOUTH CAROLINA, LLC		98	20	17%	118
MULBERRY CARE CENTER		105	13	11%	118
G & R HEALTH MART PHARMACY		98	20	17%	118
SH HERON EAST LLC		103	15	13%	118
DHMD		118			118
MD 365 MEDICAL CARE		117	1	1%	118
GRAND OAKS OF JENSEN BEACH LLC		113	5	4%	118
NORTH SHORE MEDICAL LABS	1	110	7	6%	118
SOUTH BALDWIN MEDICAL CENTER GULF SHORES		95	23	19%	118
NEIGHBORHOOD MEDICAL CENTER		112	5	4%	117
TREASURE COAST MEDICAL ASSOCIATES		4	113	97%	117

COVID-19: testing by laboratory

Data through Jun 2, 2021 verified as of Jun 3, 2021 at 09:25 AM

Data in this report are provisional and subject to change.

The numbers in the table below represent the number of Florida and non-Florida residents for whom test results were received by the Department of Health. A person can be tested by more than one laboratory and can have both positive and negative results. **Therefore, the sum of the numbers in each column will be larger than the total number of people tested.**

Reporting lab	Inconclusive	Negative	Positive	Percent positive	Total
BAY PINES MEDICAL ASSOCIATES		1	116	99%	117
ATLAN		108	9	8%	117
CAREATC		30	87	74%	117
BROOKDALE COLONIAL PARK	2	114	1	1%	117
VANDERBILT UNIVERSITY MEDICAL CENTER		107	10	9%	117
CSL PLASMA INC		11	106	91%	117
CABANA AT JENSEN DUNES, THE		112	4	3%	116
ORLANDO LUTHERAN TOWERS ASSISTED LIVING		116			116
WESTWOOD NURSING & REHAB		82	34	29%	116
BELVEDERE COMMONS OF FORT WALTON BEACH		106	10	9%	116
LEE COUNTY SCHOOL DISTRICT	1	108	7	6%	116
COLVIN MEGAN		116			116
CONSULATE HEALTH CARE OF SARASOTA	1	115			116
CATHOLIC HEALTH SERVICES REGIONAL LAB		108	8	7%	116
CARE CENTERS OF NASSAU, LLC - HENDRICKS RD		115	1	1%	116
ASHRAF MEDICAL GROUP PLLC DBA PULSE MD		113	3	3%	116
OZ		116			116
ORLANDO ORTHOPAEDIC CENTER		110	5	4%	115
Courtyards of Orlando Care Center		102	13	11%	115
UNIVERSITY MEDICAL CENTER SUITES		101	14	12%	115
SUNFLOWER SPRINGS ASSISTED LIVING		105	10	9%	115
GILBERT MEDICAL GROUP		108	7	6%	115
THE POINTE AT CEDAR PARK		114	1	1%	115
TGH URGENT CARE - WESTCHASE			115	100%	115
GRAND VILLA OF LARGO		103	11	10%	114
ELAN BUENA VISTA		97	17	15%	114
WE SCREEN LLC		108	6	5%	114
NAPHCARE INC		106	8	7%	114
HARBORCHASE OF NAPLES		100	14	12%	114
AU HEALTH		98	16	14%	114
WHITE PLAINS HOSPITAL CENTER LAB		109	4	4%	113
JOHN D ARCHBOLD MEMORIAL HOSPITAL		109	4	4%	113
CLEVELAND CLINIC FOUNDATION		12	101	89%	113
LECONTE MEDICAL CENTER LAB		93	20	18%	113
FLORIDA MEDICAL CLINIC - MULTI SPECIALTY CAMPUS		60	53	47%	113
ALLIED HEALTH FORT PIERCE		112			112
VRL EUROFINIS - HAWAII		112			112
DAVENPORT PEDIATRICS CLERMONT PA		99	13	12%	112
ORLANDO COVID TEST , LLC		103	9	8%	112
SEBRING PEDIATRICS LLC		85	27	24%	112
EXPRESS DOCS LLC		11	101	90%	112
ALL MY KIDS PEDIATRICS INC		78	33	30%	111
MEDEXPRESS - BLOOMIN BRANDS		88	23	21%	111
MG PORT CHARLOTTE II SUBTENANT LLC		99	12	11%	111
FLORIDA PEDIATRIC GROUP		46	65	59%	111
STONY BROOK UNIVERSITY MEDICAL CENTER		96	15	14%	111

COVID-19: testing by laboratory

Data through Jun 2, 2021 verified as of Jun 3, 2021 at 09:25 AM

Data in this report are provisional and subject to change.

The numbers in the table below represent the number of Florida and non-Florida residents for whom test results were received by the Department of Health. A person can be tested by more than one laboratory and can have both positive and negative results. **Therefore, the sum of the numbers in each column will be larger than the total number of people tested.**

Reporting lab	Inconclusive	Negative	Positive	Percent positive	Total
LAKE HOUSE ASSISTED LIVING		93	17	15%	110
HEARTLAND PEDIATRIC ASSOCIATES		92	18	16%	110
AESTHETIC ENHANCEMENTS		110			110
KALEIDA HEALTH CENTER FOR LABORATORY		104	6	5%	110
FLOW HEALTH LABORATORIES, LLC		110			110
BAPTIST MEDICAL CENTER SOUTH		88	22	20%	110
LABCORP		33	77	70%	110
MIAMI BEACH COMMUNITY HEALTH CENTER		2	107	98%	109
BREVARD HEALTH ALLIANCE INC		106	3	3%	109
BRANDYWYNE HEALTH CARE CENTER		107	2	2%	109
Riviera Health Resort		108	1	1%	109
1ST PRIORITY LAB SERVICES		91	18	17%	109
COMMUNITY CARE CENTER □		107	2	2%	109
MONROE COUNTY DETENTION CENTER		81	27	25%	108
GADSDEN COUNTY HEALTH DEPARTMENT		95	13	12%	108
EVANS HEALTH CARE		106	2	2%	108
SANTA BARBARA CARE CENTER		84	24	22%	108
North Lake Care Center		107	1	1%	108
PUBLIC SQUARE PHARMACY LLC		86	22	20%	108
Carrollwood Care Center		108			108
NAVY HOSPITAL			108	100%	108
PORT CHARLOTTE REHABILITATION CENTER		91	16	15%	107
MENORAH HOUSE		106	1	1%	107
BAY VIEW HEALTHCARE		85	22	21%	107
JESSIE TRICE COMMUNITY HEALTH SYSTEM, INC		89	18	17%	107
TANVIR H SHAGAR NP		100	7	7%	107
ROYAL CARE OF AVON PARK		104	3	3%	107
AHMG SURGICAL SPECIALIST		106			106
325TH MEDICAL GROUP		87	19	18%	106
NORTH FLORIDA EVALUATION AND TREATMENT CENTER	2	99	5	5%	106
SUNSHINE GARDENS		105	1	1%	106
HEART OF FLORIDA REGIONAL MED CTR		35	71	67%	106
ELMCROFT OF BELLA VITA □		98	8	8%	106
ST PETERSBURG PEDIATRICS-SEMINOLE		92	13	12%	105
ST MARK ASSISTED LIVING CENTER	1	92	12	11%	105
MEDICAL CONSULTANTS OF FLORIDA DBA	1	90	14	13%	105
PRIMECARE AT TWIN LAKES		3	102	97%	105
NORTH CENTRAL BRONX HOSPITAL		100	5	5%	105
COASTAL LABORATORIES OF FLORIDA		92	13	12%	105
Baldwin Pediatrics		94	11	10%	105
PEDIATRIC CARE CENTER- JACKSONVILLE BEACH		75	29	28%	104
EAST RIDGE RETIREMENT VILLAGE INC		104			104
PREDICTIVE LABORATORIES, INC	1	90	13	13%	104
VISTA MANOR		92	12	12%	104
PEDIATRIC SERVICES OF AMERICA INC		98	6	6%	104
WINDSOR OAKS		103	1	1%	104

COVID-19: testing by laboratory

Data through Jun 2, 2021 verified as of Jun 3, 2021 at 09:25 AM

Data in this report are provisional and subject to change.

The numbers in the table below represent the number of Florida and non-Florida residents for whom test results were received by the Department of Health. A person can be tested by more than one laboratory and can have both positive and negative results. **Therefore, the sum of the numbers in each column will be larger than the total number of people tested.**

Reporting lab	Inconclusive	Negative	Positive	Percent positive	Total
GRANDE, THE	2	98	4	4%	104
AAJ COMPUTER SERVICES, INC		104			104
PANIRA HEALTHCARE CLINIC		2	102	98%	104
ADVENT HEALTH CENTRA CARE - EAST ORLANDO		73	30	29%	103
URGENT CARE USA LLC		2	101	98%	103
LAFAYETTE NURSING AND REHABILITATION CENTER		101	2	2%	103
LPG PRIMARY CARE AT PINE ISLAND		88	15	15%	103
PREMIUM HEALTH SERVICES OF TAMPA BAY LLC		64	39	38%	103
CENTRAL FLORIDA HEALTH CARE		47	55	54%	102
KINDRED AT HOME		93	9	9%	102
LAKE BUTLER HOSPITAL		92	10	10%	102
INSTITUTE OF PATHOLOGY KINGS COUNTY		99	3	3%	102
HAWTHORN HOUSE		88	14	14%	102
HENNEPIN HEALTHCARE LABORATORY		102			102
PruittHealth Fleming Island		87	15	15%	102
CRESTVIEW URGENT CARE	1	23	78	76%	102
BROOKDALE VERO BEACH SOUTH AL		101	1	1%	102
LEE MEMORIAL HEALTH SYSTEM D/B/A LEE COMMUNITY		95	6	6%	101
SEWALLS POINT PHARMACY INC		92	9	9%	101
CCS - BROWARD COUNTY JAIL		94	7	7%	101
EMERALD COAST CENTER		97	4	4%	101
MACADAMS HOME HEALTH AGENCY		100	1	1%	101
JOHN KNOX VILLAGE OF FLORIDA ALF	1	96	4	4%	101
SUN CLINICAL LABORATORIES		100	1	1%	101
VRL EUROFINIS SAN RAMON		101			101
PENNSYLVANIA DEPT OF HEALTH		21	80	79%	101
GOLFCREST HEALTHCARE CENTER		101			101
LAKE SHERIFF		78	22	22%	100
MED & CO INVESTMENT LLC		95	5	5%	100
GLOBAL CENTRAL LABS AT PPD	2	88	10	10%	100
GOOD HEARTS COVID TESTING		57	43	43%	100
HUNTSVILLE HOSPITAL LABORATORY		72	28	28%	100
GARDENS AT TERRACINA HEALTH & REHABILITATION		99	1	1%	100
CATHOLIC HEALTH SYSTEM DEPT LABORATORY		96	4	4%	100
SIGNATURE HEALTHCARE OF MIDDLEBURG		98	2	2%	100
DEVANSH LAB WERKS INC		79	20	20%	99
PERSONAL PEDIATRICS		88	11	11%	99
CENTURY CENTER FOR REHABILITATION & HEALING		81	18	18%	99
University Hills health and Rehabilitation		89	10	10%	99
Consulate Health Care of Jacksonville		85	14	14%	99
SUNSHINE PEDIATRICS		97	2	2%	99
HURLBURT FIELD CLINIC		39	60	61%	99
MINUTECLINIC DIAGNOSTIC OF NEW JERSEY		91	8	8%	99
CVS MINUTE CLINIC		3	95	97%	98
LANDMARK, THE		48	50	51%	98
ARBOR TRAIL		78	20	20%	98

COVID-19: testing by laboratory

Data through Jun 2, 2021 verified as of Jun 3, 2021 at 09:25 AM

Data in this report are provisional and subject to change.

The numbers in the table below represent the number of Florida and non-Florida residents for whom test results were received by the Department of Health. A person can be tested by more than one laboratory and can have both positive and negative results. **Therefore, the sum of the numbers in each column will be larger than the total number of people tested.**

Reporting lab	Inconclusive	Negative	Positive	Percent positive	Total
KORGENE LAB	1	28	69	70%	98
MIRIMUS CLINICAL LABS	2	42	54	55%	98
PLAZA OF HALLANDALE BEACH		98			98
SEMINOLE COUNTY HEALTH DEPARTMENT		79	19	19%	98
MEDRITE URGENT CARE		84	14	14%	98
ROSECASTLE AT DELANEY CREEK		96	2	2%	98
EMERGENCY PHYSICIANS MEDICAL CENTER LLC		74	24	24%	98
FLORIDA COMMUNITY HEALTH CENTERS INC			98	100%	98
VALLEY MEDICAL CENTER		91	7	7%	98
EMPLOYEE WELLNESS PA		78	20	20%	98
ST VINCENTS PRIMARY CARE		90	8	8%	98
URINEGOODHANDS LLC		96	2	2%	98
SUPERIOR RESIDENCES OF LECANTO		82	15	15%	97
TAMPA BAY CONCIERGE DOCTOR, LLC		93	4	4%	97
TITUSVILLE FAMILY PRACTICE		39	58	60%	97
SKIPPACK MEDICAL LAB		82	15	15%	97
ERIE COUNTY MEDICAL CTR CLINICAL LABS		93	4	4%	97
A COUNTRY PLACE ASSISTED LIVING FACILITY		95	2	2%	97
HEALTH CENTERS AT BRENTWOOD		96	1	1%	97
RIDGEWOOD DIAGNOSTIC LABORATORY		92	5	5%	97
EAST ALABAMA MEDICAL CENTER LABORATORY		85	12	12%	97
JENNIFER J CHIAVETTA-GRLSANTI DC		80	17	18%	97
MINNESOTA TWINS		92	5	5%	97
MEDICAL PAVILION CLINIC		73	24	25%	97
SOUTH BAY CORRECTIONAL FACILITY		88	9	9%	97
ADVENT HEALTH CENTRA CARE - WATERMAN		79	18	19%	97
LABFIRST - DEPARTMENT OF PATHOLOGY		92	4	4%	96
QPS, LLC		93	3	3%	96
PEDIATRIC ASSOCIATES ORLANDO		82	14	15%	96
SUNCOAST TECHNICAL COLLEGE SCHOOL OF HEALTH		96			96
MARKET STREET VIERA		95	1	1%	96
BRIDGEVIEW CENTER LLC		81	15	16%	96
BAYSHORE MEMORY CARE		96			96
BARRY UNIVERSITY STUDENT HEALTH SERVICES		52	44	46%	96
JERICO URGENT CARE		91	4	4%	95
CROSS CITY REHABILITATION AND HEALTH CARE CENTER		72	23	24%	95
LEVY COUNTY DEPARTMENT OF HEALTH		67	28	29%	95
THE TERRACE OF KISSIMMEE		80	15	16%	95
OCOEE PEDIATRICS		86	9	9%	95
PANCARE HEALTH - FREEPORT CLINIC SUITE B		86	9	9%	95
Heartland Health Care Center North Sarasota		81	14	15%	95
CONCENTRA - FT LAUDERDALE - COMMERCIAL BLVD		93	2	2%	95
ARTHREX MEDICAL CENTER		55	40	42%	95
ROCKLEDGE REGIONAL MEDICAL CENTER		36	59	62%	95
PINES HEALTH MART PHARMACY		95			95
FLORIDA MEDICAL CLINIC PA		67	28	29%	95

COVID-19: testing by laboratory

Data through Jun 2, 2021 verified as of Jun 3, 2021 at 09:25 AM

Data in this report are provisional and subject to change.

The numbers in the table below represent the number of Florida and non-Florida residents for whom test results were received by the Department of Health. A person can be tested by more than one laboratory and can have both positive and negative results. **Therefore, the sum of the numbers in each column will be larger than the total number of people tested.**

Reporting lab	Inconclusive	Negative	Positive	Percent positive	Total	
NEW SMYRNA BEACH URGENT CARE			94	100%	94	
DIAGNOSTIC SOLUTIONS		3	91	97%	94	
BISHOP GRADY VILLAS		92	2	2%	94	
Summit Medical Group, Pa Db a Citymd		87	7	7%	94	
COOPER FAMILY MEDICAL PLLC		74	20	21%	94	
Conway Lakes Health and Rehabilitation Center		93	1	1%	94	
LAKE GIBSON VILLAGE, LLC		91	3	3%	94	
PERSONAL PEDIATRICS PA		90	4	4%	94	
ST VINCENT'S BIRMINGHAM		86	7	8%	93	
CORNERSTONE PEDIATRICS		76	17	18%	93	
HUNTINGTON HOSPITAL LABORATORY			90	3	3%	93
PLYMOUTH HOME FOR ADULTS, INC.	8	84	1	1%	93	
PRESERVE AT PALM AIRE	3	90			93	
LPG PULMONOLOGY-COCONUT POINT		77	16	17%	93	
ORTHOPAEDIC SURGERY CENTER		93			93	
LEE COMMUNITY HEALTHCARE - LEHIGH		79	13	14%	92	
AR ANESTHESIA LLC		90	2	2%	92	
CAMPBELL URGENT CARE		15	77	84%	92	
PROMEDICA SENIOR LIVING		86	6	7%	92	
MAGNOLIA DIAGNOSTIC		2	90	98%	92	
DAVITA LABORATORY		69	23	25%	92	
SUWANNEE COUNTY SHERIFF OFFICE		89	3	3%	92	
HERON CLUB AT PRESTANCIA		89	2	2%	91	
AVERO DIAGNOSTICS		67	24	26%	91	
PIERCE INSTRUMENTS INC		89	2	2%	91	
BAHIA OAKS LODGE		85	6	7%	91	
TAMPA URGENT CARE		1	90	99%	91	
ERIC C MRSHAL, MD, PC #1842		88	3	3%	91	
LEE PHYSICIAN GROUP COLLEGE POINT		84	7	8%	91	
KEYS MEDICAL GROUP			91	100%	91	
DEL CARE PA		74	17	19%	91	
PARK OF THE PALMS INC		90	1	1%	91	
LAKELAND REGIONAL HEALTH GATEWAY CENTER		65	26	29%	91	
WALGREENS 2941		87	4	4%	91	
DEBARY HEALTH AND REHABILITATION CENTER		88	3	3%	91	
MD 365 MEDICAL CARE PLLC		91			91	
MINUTECLINIC, LLC		81	10	11%	91	
STUART REHABILITATION AND HEALTHCARE		75	16	18%	91	
SONORAN DESERT PATHOLOGY ASSOCIATES		3	88	97%	91	
CHAMBREL AT ISLAND LAKE		87	4	4%	91	
MANATEE COUNTY JAIL		89	1	1%	90	
ALCALA TESTING & ANALYSIS SERVICES		85	5	6%	90	
GROWING TOGETHER PEDIATRICS, LLC		84	6	7%	90	
Lanier Rehab		64	26	29%	90	
Winter Garden Rehab and Nursing Facility		79	11	12%	90	
MIAMI SHORES NURSING & REHAB		89			89	

COVID-19: testing by laboratory

Data through Jun 2, 2021 verified as of Jun 3, 2021 at 09:25 AM

Data in this report are provisional and subject to change.

The numbers in the table below represent the number of Florida and non-Florida residents for whom test results were received by the Department of Health. A person can be tested by more than one laboratory and can have both positive and negative results. **Therefore, the sum of the numbers in each column will be larger than the total number of people tested.**

Reporting lab	Inconclusive	Negative	Positive	Percent positive	Total
EDGEWATER AT WATERMAN VILLAGE		88	1	1%	89
ACE BIOMEDICAL LABS LLC		74	15	17%	89
STUART LODGE LIVING LLC		66	23	26%	89
FREEDOM INN AT TARPON SPRINGS		82	7	8%	89
HOLMES COUNTY HEALTH DEPARTMENT	1	74	14	16%	89
EVENTEST, LLC		87	2	2%	89
ATRIUM AT LIBERTY PARK □		85	4	4%	89
GRAND VILLA OF DEL RAY WEST		83	6	7%	89
NORTH FLORIDA SPINE AND WELLNESS		69	20	22%	89
GRAND ST PAUL CVS		85	3	3%	88
PRODUCTION HEALTH SAFETY MANAGEMENT		86	2	2%	88
ADVENTHEALTH MEDICAL GROUP MULTISPECIALTY			88	100%	88
BAYLOR GENETICS		75	13	15%	88
GOVERNOR'S CREEK HEALTH & REHABILITATION		87	1	1%	88
TRINITY URGENT CARE		73	15	17%	88
JACOBI MEDICAL CENTER		83	5	6%	88
NORTH FLORIDA PHARMACY		77	11	13%	88
CLYDE E LASSEN STATE VETERANS NURSING HOME		62	26	30%	88
EISENHOWER ARMY MEDICAL CENTER		80	7	8%	87
PACIFIC ANALYTICS			87	100%	87
BRANDON HEALTH AND REHABILITATION CENTER	1	85	1	1%	87
LAKE HOWELL FAMILY MEDICINE ASSOCIATES		70	17	20%	87
WALGREENS #12673		83	4	5%	87
BARNETT PARK □		2	85	98%	87
BEACHES PEDIATRICS PA		82	5	6%	87
NORTH SHORE UNIVERSITY HOSPITAL LABORATORY		80	7	8%	87
Grand Villa of Clearwater		81	6	7%	87
UNIVERSITY OF NEW MEXICO HOSPITAL		87			87
DISCOVERY VILLAGE AT THE FORUM		86			86
PENSACOLA DEVELOPMENTAL CENTER		67	19	22%	86
CENTRAL FLORIDA PEDIATRICS		39	47	55%	86
BRILLIANCE ASSISTED LIVING		69	17	20%	86
ROSECASTLE OF JACKSONVILLE LLC		84	2	2%	86
ARCPOINT LABS OF WEST PALM BEACH		43	43	50%	86
NICEVILLE URGENT CARE		38	48	56%	86
ENCOMPASS HEALTH REHABILITATION HOSPITAL OF OCALA		84	1	1%	85
BioReference Laboratories, Inc		12	73	86%	85
ARBOR OAKS AT TYRONE	9	74	2	2%	85
BROWARD HEALTH MEDICAL CENTER CLINICAL LAB			85	100%	85
MEADOWCREST FAMILY PHYSICIANS PA	1	60	24	28%	85
W. FRANK WELLS NURSING HOME		84	1	1%	85
STONY BROOK SOUTHAMPTON		83	2	2%	85
NITE LITE PEDIATRICS - JACKSONVILLE		76	9	11%	85
PANCARE HEALTH - MALONE CLINIC		78	7	8%	85
PRMG - EAST NAPLES	1	73	11	13%	85
MINUTECLINIC DIAGNOSTIC OF SOUTH CAROL		77	7	8%	84

COVID-19: testing by laboratory

Data through Jun 2, 2021 verified as of Jun 3, 2021 at 09:25 AM

Data in this report are provisional and subject to change.

The numbers in the table below represent the number of Florida and non-Florida residents for whom test results were received by the Department of Health. A person can be tested by more than one laboratory and can have both positive and negative results. **Therefore, the sum of the numbers in each column will be larger than the total number of people tested.**

Reporting lab	Inconclusive	Negative	Positive	Percent positive	Total
GRAND VILLA OF ALTAMONTE SPRINGS		77	7	8%	84
LONG TERM CARE OF JAY, LLC		63	21	25%	84
ENCOMPASS HEALTH REHABILITATION OF ALTAMONTE		79	5	6%	84
THE TRADITION OF THE PALM BEACHES		81	3	4%	84
PINES OF SARASOTA GARDEN		84			84
MID FLORIDA PRIMARY CARE PA		69	14	17%	83
FERN PARK DEVELOPMENTAL CENTER		29	54	65%	83
CANOPY ON BERRYHILL, THE		51	32	39%	83
NOMI HEALTH LAB SERVICES LLC		9	74	89%	83
LAKE CITY VA MEDICAL CENTER			83	100%	83
LABCORP EMPLOYER SERVICES		82	1	1%	83
CLEARWATER PAIN MANAGEMENT ASSOCIATES		81	2	2%	83
LAB PLUS, LLC AT SAINT THOMAS WEST HOSPITAL		69	14	17%	83
MINUTECLINIC DIAGNOSTIC OF KANSAS, PA		74	9	11%	83
DEVELOPMENTAL DISABILITIES DEFENDANT PROGRAM		80	2	2%	82
WEST VOLUSIA FAMILY AND SPORTS MEDICINE		75	7	9%	82
THE PAVILION FOR HEALTH CARE		72	10	12%	82
Lexington Health and Rehabilitation Center		82			82
WALGREEN		67	15	18%	82
ORLANDO ORTHOPAEDIC OUTPATIENT SURGERY CENTER		76	6	7%	82
AIR, LAND & SEA PHYSICALS & CONSULTATIONS, LLC		81	1	1%	82
ORLANDO CLINICAL RESEARCH CENTER		78	4	5%	82
BIO-TECH CLINICAL LABORATORIES		41	40	49%	81
PANCARE HEALTH - JACKSON COUNTY		68	13	16%	81
HERITAGE HEALTHCARE AND REHABILITATION CENTER		81			81
Consulate Health Care at West Altamonte		69	12	15%	81
SUMTER PEDIATRICS		76	5	6%	81
LAB		29	52	64%	81
MULBERRY'S MOBILE PROVIDER SERVICES LLC		61	20	25%	81
MEDCOR CORPORATE CLINIC		80	1	1%	81
MICHAEL A VENAZIO MD		77	4	5%	81
LPG PRIMARY CARE AT COLONIAL CENTER DRIVE		71	9	11%	80
TOWERS HOME CARE		76	4	5%	80
BALMORAL TENANT SERVICES INC	1	43	36	45%	80
NORTH FLORIDA PEDIATRICS - JACKSONVILLE		72	8	10%	80
FAST PACE MEDICAL CLINIC, PLLC		66	13	16%	79
CBS LABS OF TAMPA LLC		3	76	96%	79
ERDOX		74	5	6%	79
BRADFORD COUNTY HEALTH DEPARTMENT		78	1	1%	79
VETERANS AFFAIRS MEDICAL CENTER - PALO ALTO		28	51	65%	79
BOND CLINIC PA		46	33	42%	79
MICHAEL AKPEKE MD		70	9	11%	79
OPTIMAL CARE PEDIATRICS		57	22	28%	79
CENTRAL BALDWIN IMMEDIATE CARE & FAMILY PRACTICE		61	18	23%	79
Casa Mora Rehabilitation & Extended Care		76	2	3%	78
LAKE MORTON PLAZA		75	3	4%	78

COVID-19: testing by laboratory

Data through Jun 2, 2021 verified as of Jun 3, 2021 at 09:25 AM

Data in this report are provisional and subject to change.

The numbers in the table below represent the number of Florida and non-Florida residents for whom test results were received by the Department of Health. A person can be tested by more than one laboratory and can have both positive and negative results. **Therefore, the sum of the numbers in each column will be larger than the total number of people tested.**

Reporting lab	Inconclusive	Negative	Positive	Percent positive	Total
LUTHERAN HAVEN ASSISTED LIVING		78			78
ACCESS 365 URGENT CARE		51	27	35%	78
DOH-WEST PALM BEACH BRANCH LABORATORY		3	75	96%	78
BAYCARE MEDICAL GROUP		71	7	9%	78
NEW MEXICO STATE PUBLIC HEALTH DIVISION		78			78
THOMAS INTERNAL MEDICINE		65	13	17%	78
PALM RIVER COMMUNITY HEALTH CENTER		68	9	12%	77
WOMENS CARE FLORIDA LABORATORY		70	7	9%	77
CHIPOLA QUICK CARE		67	10	13%	77
ORANGE CITY NURSING AND REHAB		75	2	3%	77
THE GOOD SHEPARDS OF DELAND-WEST		76	1	1%	77
WELLSTAR KENNESTONE HOSPITAL		69	8	10%	77
PALM BAY URGENT CARE		31	46	60%	77
BOND CLINIC DR ELDEEB		38	39	51%	77
HEALTH FIRST - PALM BAY HOSPITAL		2	75	97%	77
WALGREENS 9627		71	6	8%	77
ASSOCIATED CLINICAL LABORATORIES		69	8	10%	77
Heritage Park Care and Rehabilitation		77			77
CITY OF OCALA EMPLOYEE HEALTH AND WELLNESS CENTER		69	7	9%	76
MINUTECLINIC DIAGNOSTIC OF HAWAII LLC		69	7	9%	76
S-H THIRTY-FIVE OPCO- PORT ST LUCIE, LLC	1	75			76
DOT DOC SARASOTA		67	9	12%	76
ST FRANCIS HOSPITAL		67	9	12%	76
SUNCOAST OPTIMAL WELLNESS		23	53	70%	76
DYNAMIC MEDICAL USA			76	100%	76
BLUE SPRINGS SURGERY CENTER		76			76
WINDSOR REFLECTIONS		75	1	1%	76
CAMP BOGGY CREEK		75	1	1%	76
PROMEDICA LABORATORIES		21	55	72%	76
EXPRESS CARE OF TAMPA BAY LLC	1	23	52	68%	76
FLORIDA HEALTH CARE DELAND			76	100%	76
CLINICAL PATHOLOGY ASSOCIATES-SONIC REFERENCE LAB		76			76
SMH PHYSICIAN SERVICES INC		75	1	1%	76
MOBILE PHYSICIAN SERVICES INC		68	8	11%	76
WILSON MEMORIAL REGIONAL MEDICAL CENTER		71	4	5%	75
GOLDEN POND COMMUNITIES		74	1	1%	75
ST JOSEPHS CHILDRENS OUTREACH		2	73	97%	75
WATERCREST ST LUCIE WEST	1	69	5	7%	75
WALGREENS #05625		70	5	7%	75
HUNT CLUB MEDICAL		44	31	41%	75
MD LABS		48	27	36%	75
ELLKAY HEALTHCARE DATA PLUMBERS	52	19	4	5%	75
ADVENT HEALTH - PALM COAST		2	73	97%	75
SOS MOBILE MEDICAL CARE LLC		63	12	16%	75
MED EXPRESS		6	69	92%	75
BROWARD HEALTH MEDICAL CENTER		3	72	96%	75

COVID-19: testing by laboratory

Data through Jun 2, 2021 verified as of Jun 3, 2021 at 09:25 AM

Data in this report are provisional and subject to change.

The numbers in the table below represent the number of Florida and non-Florida residents for whom test results were received by the Department of Health. A person can be tested by more than one laboratory and can have both positive and negative results. **Therefore, the sum of the numbers in each column will be larger than the total number of people tested.**

Reporting lab	Inconclusive	Negative	Positive	Percent positive	Total
EAST HILL PHARMACY		55	20	27%	75
ADVENTHEALTH EXPRESSCARE		45	30	40%	75
OAK MANOR NURSING HOME		70	4	5%	74
VIP WALK IN CLINIC		50	24	32%	74
SAFARI PEDIATRICS PA		72	2	3%	74
CAREATC INC BRANDON	22	47	5	7%	74
INDIGO MANOR		24	50	68%	74
GV NAPLES OPCO, LLC		73	1	1%	74
BOND AND STEELE CLINIC, PA		59	15	20%	74
TGH URGENT CARE - WESLEY CHAPEL			74	100%	74
EC OPCO PENSACOLA, LLC		73	1	1%	74
NOAH CLINICAL LABORATORY		63	11	15%	74
HAWTHORNE INN OF LAKE LAND		74			74
SCOTT LAKE HEALTH AND REHABILITATION CENTER		71	3	4%	74
MINUTECLINIC DIAGNOSTIC MEDICAL GROUP		69	5	7%	74
BROOKDALE OVIEDO		72	2	3%	74
HARMONY CLINIC		1	73	99%	74
UNITED MEDICAL LABS INC		73	1	1%	74
NORTH FLORIDA PEDIATRICS		57	17	23%	74
Stratford Court of Palm Harbor		63	10	14%	73
CONSULATE HEALTH CARE - LAKE MARY		72	1	1%	73
DISCOVERY VILLAGE AT PALM BEACH GARDENS		71	2	3%	73
MINUTE CLINIC DIAGNOSTIC OF VIRGINIA, LLC		69	4	5%	73
SIDDH INC DBA SAN CARLOS PHARMACY		69	4	5%	73
INTERNAL MEDICINE ASSOCIATES PA		68	5	7%	73
LAKE CO EMPLOYEE HEALTH AND WELLNESS CENTER		65	8	11%	73
MOORE DIAGNOSTIC LABORATORY, INC		73			73
EVIVIA		70	3	4%	73
KESHAV RX LLC		59	13	18%	72
BIOREFERENCE LABORATORIES INC		11	61	85%	72
CRAIG BERGER MD PL D/B/A BAY AREA EYE INSTITUTE		72			72
GOOD SAMARITAN SOCIETY		72			72
HAVEN OF OUR LADY OF PEACE		72			72
ADVANCE URGENT CARE CENTER, LLC		24	48	67%	72
STERLING HOUSE OF TALLAHASSEE	3	62	6	8%	71
AMMON LABS		61	10	14%	71
ADVANCED LAB		67	4	6%	71
Lady Lake Specialty Care		57	14	20%	71
INN AT ASTON GARDENS AT PELICAN POINTE, THE		67	4	6%	71
CL BRUMBACK PRIMARY CARE CLINICS		17	54	76%	71
EAST CENTRAL FLORIDA OUTPATIENT IMAGING		50	21	30%	71
ADVENT HEALTH - LAKE MARY		61	10	14%	71
SUNCOAST COMMUNITY HEALTH CENTERS PEDIATRICS		21	49	70%	70
SUMMIT AT VENICE	2	63	5	7%	70
CP/AIG PENSACOLA DEVELOPMENT LLC		67	3	4%	70
USF HEALTH MORSANI CENTER		5	65	93%	70

COVID-19: testing by laboratory

Data through Jun 2, 2021 verified as of Jun 3, 2021 at 09:25 AM

Data in this report are provisional and subject to change.

The numbers in the table below represent the number of Florida and non-Florida residents for whom test results were received by the Department of Health. A person can be tested by more than one laboratory and can have both positive and negative results. **Therefore, the sum of the numbers in each column will be larger than the total number of people tested.**

Reporting lab	Inconclusive	Negative	Positive	Percent positive	Total
ADVENTHEALTH MEDICAL GROUP FAMILY & INTERNAL		36	34	49%	70
WELLMED AT NEW TAMPA		56	14	20%	70
Highlands Regional Hospital		63	7	10%	70
ENCOMPASS HEALTH REHABILITATION		67	3	4%	70
PLANTATION GENERAL HOSPITAL CLINICAL LAB		26	44	63%	70
CALHOUN COUNTY HEALTH DEPT		40	30	43%	70
RESIDENTIAL PLAZA AT BLUE LAGOON INC		66	4	6%	70
THE CLUB AT BOYNTON BEACH, LLC		68	2	3%	70
LINCOLN MEDICAL AND MENTAL HEALTH CENTER		66	3	4%	69
SAN JOSE SENIOR CARE LLC	1	43	25	36%	69
HEALTHPARK MEDICAL CTR NURSING SVC		69			69
CORAL GABLES HOSPITAL			69	100%	69
GENPATH			69	100%	69
MEMORIAL MANOR		69			69
PARKSIDE INN	3	64	2	3%	69
REOPEN DIAGNOSTICS			69	100%	69
SARNO FAMILY PRACTICE		49	20	29%	69
CAPE REGIONAL MEDICAL CENTER		66	3	4%	69
PINELLAS PARK FIRE DEPARTMENT		65	4	6%	69
ADVENTHEALTH MEDICAL GROUP FAMILY MEDICINE		64	5	7%	69
DAYTONA BEACH OPC		63	5	7%	68
ENCOMPASS HEALTH REHABILITATION HOSPITAL OF PANAMA CITY		63	5	7%	68
SAMFORD UNIVERSITY HEALTH SERVICES		67	1	1%	68
BIG BOCA SMILES LLC		66	2	3%	68
AEL- MEMPHIS		17	51	75%	68
SOMERBY OF SANTA ROSA BEACH		59	9	13%	68
A & B PHARMACY		67	1	1%	68
ATRIA PARK OF LAKE FOREST (WG HERITAGE LF LLC)		66	2	3%	68
ADVENT HEALTH - MOUNT DORA		11	57	84%	68
FLORIDA HEALTH CARE		8	60	88%	68
FLORIDA HOSPITAL PHYSICIAN GROUP		40	27	40%	67
MARQUIS LABS, LLC		65	2	3%	67
NORTHSIDE HOSPITAL EMERGENCY DEPT		63	4	6%	67
MEASE MANOR INC		63	4	6%	67
FORT PIERCE FAMILY CARE INC		61	6	9%	67
APC PEDIATRICS AT RYE ROAD MEDICAL PARK		63	4	6%	67
Palms at Ponte Vedra Assisted Living and Memory Care		64	3	4%	67
GREENSBORO PATHOLOGY LLC		55	12	18%	67
TROY REGIONAL MEDICAL CENTER		55	11	17%	66
LAKE INTERNAL MEDICINE ASSOCIATES PA		58	8	12%	66
LIGHTHOUSE PEDIATRICS OF NAPLES		58	8	12%	66
VETERANS AFFAIRS MEDICAL CENTER - GULF COAST		27	39	59%	66
MEDLOGIC LABORATORIES		3	63	95%	66
PREMISE HEALTH MIA		27	39	59%	66
Bon Secours Maria Manor		60	6	9%	66
CHILDREN'S HOSPITAL OF ALABAMA		65	1	2%	66

COVID-19: testing by laboratory

Data through Jun 2, 2021 verified as of Jun 3, 2021 at 09:25 AM

Data in this report are provisional and subject to change.

The numbers in the table below represent the number of Florida and non-Florida residents for whom test results were received by the Department of Health. A person can be tested by more than one laboratory and can have both positive and negative results. **Therefore, the sum of the numbers in each column will be larger than the total number of people tested.**

Reporting lab	Inconclusive	Negative	Positive	Percent positive	Total
ADVENT HEALTH CENTRA CARE - WINTER GARDEN		20	46	70%	66
NEMOURS CHILDRENS PRIMARY CARE OVIEDO		51	15	23%	66
AMERICAN FAMILY MEDICAL		53	13	20%	66
NORTH FLORIDA MEDICAL CENTER		59	7	11%	66
PINELLAS INTERNAL MEDICINE ASSOCIATES	1	60	5	8%	66
HERNANDO COUNTY FIRE RESCUE DISTRICT		32	34	52%	66
VENICE URGENT CARE - GULF COAST		7	59	89%	66
FAMILY HEALTH CENTER		46	20	30%	66
OKEECHOBEE URGENT CARE		17	49	74%	66
MEDEX MEDICAL EXPRESS OF PALATKA			66	100%	66
Grace Rehabilitation of Vero Beach		65	1	2%	66
MINUTECLINIC DIAGNOSTIC OF LOUISIANA,		63	3	5%	66
CARLTON SHORES HEALTH AND REHABILITATION CENTER		64	1	2%	65
FLORIDA MEDICAL CLINIC IM MLK		41	24	37%	65
GRAND VILLA OF ST. PETERSBURG		63	2	3%	65
OUT OF STATE		40	25	38%	65
S-H THIRTY FIVE OPCO - ORANGE CITY, LLC		55	10	15%	65
NXGEN MDX		20	45	69%	65
SUMMER VISTA ASSISTED LIVING		38	27	42%	65
ACTIVE SENIOR LIVING		63	2	3%	65
SOUTHSIDE HOSPITAL NORTHWELL HEALTH LABORATORY		56	9	14%	65
SOUTH FLORIDA BAPTIST HOSPITAL			65	100%	65
DAVID POSNACK JEWISH DAY SCHOOL		65			65
MINUTECLINIC DIAGNOSTIC OF NORTH CAROLINA		63	2	3%	65
WADSWORTH HEALTH CENTER		62	3	5%	65
HORIZON ALF		64	1	2%	65
LPG CONVENIENT CARE AT PINE ISLAND ROAD		59	6	9%	65
BROOKDALE CENTRE POINTE	1	64			65
MICHIGAN DEPARTMENT OF HEALTH AND HUMAN SERVICES	1		64	98%	65
ENCOMPASS HEALTH REHABILITATION HOSPITAL OF MIAMI		64	1	2%	65
VIERA HEALTH AND REHABILITATION CENTER		62	3	5%	65
BAYOU GARDENS DUNEDIN LLC		64			64
TRINITY AL SENIOR HOUSING LLC		45	19	30%	64
SILVER LAKE PEDIATRICS PA		57	7	11%	64
ST CLOUD PHYSICIAN MANAGEMENT LLC DBA ST CLOUD		30	34	53%	64
CINNAMON COVE ALF		63	1	2%	64
ADVENTHEALTH MEDICAL GROUP PULMONOLOGY		57	7	11%	64
EMORY CLINIC, THE		58	6	9%	64
DEPT OF VA MED CENTE-WEST PALM BEACH			64	100%	64
JOSEPH L MORSE GERIATRIC CENTER	2	59	3	5%	64
CARE CENTERS OF NASSAU LLC MINER ROAD SOUTH		64			64
BURRY'S PHARMACY INC		39	25	39%	64
Manor Care of Dunedin	1	54	9	14%	64
GREENLEAF ALF		63	1	2%	64
BIG BEND CARES, INC		55	8	13%	63
LONG ISLAND JEWISH MED CTR		57	6	10%	63

COVID-19: testing by laboratory

Data through Jun 2, 2021 verified as of Jun 3, 2021 at 09:25 AM

Data in this report are provisional and subject to change.

The numbers in the table below represent the number of Florida and non-Florida residents for whom test results were received by the Department of Health. A person can be tested by more than one laboratory and can have both positive and negative results. **Therefore, the sum of the numbers in each column will be larger than the total number of people tested.**

Reporting lab	Inconclusive	Negative	Positive	Percent positive	Total
CRANES VIEW LODGE		45	18	29%	63
ALL AMERICAN URGENT CARE			63	100%	63
MEASE CONTINUING CARE		61	2	3%	63
FINLAY CLINICAL LABORATORY		20	43	68%	63
TNC WALK IN CLINIC		50	13	21%	63
BEEHIVE HOMES OF GULF BREEZE		47	16	25%	63
Beacon OHSS		63			63
HOLY NAME HOSPITAL LABORATORY		61	2	3%	63
GULFSIDE HOSPICE INC		59	4	6%	63
MAUREEN OROURKE-FUTEY			63	100%	63
SARATOGA HOSPITAL LABORATORY		57	6	10%	63
LAKELAND REGIONAL HEALTH		38	25	40%	63
MEDI CLINIC SARASOTA INC		62	1	2%	63
ACCESS MEDICAL LABORATORIES INC		53	10	16%	63
MENTAL HEALTH CARE INC		53	9	15%	62
PALM BAY PEDIATRICS		41	21	34%	62
EMORY UNIVERSITY HOSPITAL		53	9	15%	62
EVAN R SHAPIRO MD PA		62			62
TUKA PEDIATRICS		8	54	87%	62
ELITE HOME HEALTH SERVICES		62			62
ALEXANDER NININGER STATE VETERANS		62			62
EMERALD COAST HOSPICE		61	1	2%	62
SPRING MANOR ASSISTED LIVING		62			62
EP MEDICAL EQUIPMENT PHARMACY		53	9	15%	62
JACK BANDEL MD PA		57	5	8%	62
CDR MAGUIRE INC	1	7	54	87%	62
TBI RESIDENTIAL SERVICES, INC.		51	11	18%	62
WAVE CREST HEALTH AND REHABILITATION CENTER		59	3	5%	62
LEE MEMORIAL HEALTH SYSTEM		56	6	10%	62
OVERLOOK HOSPITAL LABORATORY		57	5	8%	62
INTERNAL MEDICINE SPECIALIST		55	6	10%	61
VALENCIA HOUSE ALF		59	2	3%	61
RITECARE MED CTR H			61	100%	61
WASHINGTON REHABILITATION AND NURSING CENTER		51	10	16%	61
MINUTECLINIC, LLC, DBA MINUTECLINIC #5		56	5	8%	61
WILLOWS AT WILDWOOD, THE		54	6	10%	60
IMMEDIATE CARE PA		56	4	7%	60
GRAND AVENUE RX			60	100%	60
SONATA BOCA RATON		54	6	10%	60
BARNES HEALTHCARE OF FLORIDA LLC		56	4	7%	60
SOUTHEAST GEORGIA HEALTH SYSTEM, INC		55	5	8%	60
INTERNAL LAB		50	10	17%	60
BOCA BIOLISTICS LLC		46	14	23%	60
NORTH CAROLINA DEPARTMENT OF HEALTH & HUMAN SERVICES	1		59	98%	60
Glen Oaks Health and REhabilitation		60			60
PATIENTS CHOICE LAB OF IND, LLC		52	8	13%	60

COVID-19: testing by laboratory

Data through Jun 2, 2021 verified as of Jun 3, 2021 at 09:25 AM

Data in this report are provisional and subject to change.

The numbers in the table below represent the number of Florida and non-Florida residents for whom test results were received by the Department of Health. A person can be tested by more than one laboratory and can have both positive and negative results. **Therefore, the sum of the numbers in each column will be larger than the total number of people tested.**

Reporting lab	Inconclusive	Negative	Positive	Percent positive	Total
THE PRESERVE AT CLEARWATER		58	2	3%	60
81ST MEDICAL GROUP		28	32	53%	60
TWIN CREEKS ASSISTED LIVING & MEMORY CARE		57	3	5%	60
OPTUMCARE SOUTH FLORIDA, LLC		51	9	15%	60
CITYMD OF MANAHAWKIN		57	3	5%	60
VOLUSIA COUNTY BRANCH JAIL		1	58	98%	59
ADVENT HEALTH EXPRESS CARE		7	52	88%	59
REGENCY PARK ASSISTED LIVING FACILITY		57	2	3%	59
KEY WEST MEDICAL CENTER	1	51	7	12%	59
STEINHATCHEE FAMILY MEDICAL CENTER	1	50	8	14%	59
BUECHELE DENTAL PA DBA CLERMONT FAMILY DENTISTRY		49	10	17%	59
THE MEDICAL GROUP OF SOUTH FLORIDA INC		53	6	10%	59
UHEALTH AT FISHER ISLAND			59	100%	59
GRAND VILLA OF ENGLEWOOD		54	5	8%	59
BIOTECH		52	7	12%	59
HIALEAH HOSPITAL RESPIRATORY DEPT			59	100%	59
MILLENIUUM PHYSICIANS GROUP		1	58	98%	59
CARDIOLOGY AND MEDICINE ASSOCIATES		43	16	27%	59
CONCENTRA URGENT CARE		55	4	7%	59
LINCOLN DIAGNOSTIC LAB		57	2	3%	59
WEST ISLIP URGENT CARE		53	5	9%	58
IMA MEDICAL CENTER		39	19	33%	58
Grand Villa of Deerfield Beach		54	4	7%	58
BAY STREET PHARMACY		53	5	9%	58
GENTIVA HEALTH SERVICES CERTIFIED INC		54	4	7%	58
VPA PC LAB		48	10	17%	58
MARIANNA HEALTH AND REHABILITATION CENTER		57	1	2%	58
COOPER FAMILY MEDICAL, PLLC		48	10	17%	58
CENTRA CARE - LAKE NONA		7	51	88%	58
KINDRED HOSPITAL CENTRAL TAMPA BLOOD GAS	1	52	5	9%	58
PROFESSIONAL PEDIATRICS		56	2	3%	58
Margate Health and Rehabilitation Center		56	2	3%	58
NEW YORK PRESBYTERIAN - QUEENS DIAGNOSTIC		53	4	7%	57
ASCENSION SACRED HEART BAY LABORATORY		54	3	5%	57
LONG ISLAND UNIVERSITY - POST CAMPUS		52	5	9%	57
THE CANOPY AT BERRYHILL		57			57
PENNSYLVANIA DEPARTMENT OF HEALTH BUREAU OF LABORATORIES			57	100%	57
TRADITIONAL HOME HEALTH OF PALM BEACH INC		55	2	4%	57
GRAND VILLA OF PINELLAS PARK		55	2	4%	57
AMELIA ASSISTED LIVING FACILITY		57			57
MARQUESA MEDICAL		53	4	7%	57
JFK MEDICAL CENTER NORTH LAB		1	56	98%	57
GENESIS DERMATOLOGY		53	4	7%	57
KAPG FLEMING ISLAND SENIOR HOUSING OPCO LLC	1	56			57
MALCOM RANDALL DEPT OF VAMC			57	100%	57
LAKE COUNTY SCHOOLS EMPLOYEE HEALTH CENTER		44	13	23%	57

COVID-19: testing by laboratory

Data through Jun 2, 2021 verified as of Jun 3, 2021 at 09:25 AM

Data in this report are provisional and subject to change.

The numbers in the table below represent the number of Florida and non-Florida residents for whom test results were received by the Department of Health. A person can be tested by more than one laboratory and can have both positive and negative results. **Therefore, the sum of the numbers in each column will be larger than the total number of people tested.**

Reporting lab	Inconclusive	Negative	Positive	Percent positive	Total
ALZHEIMERS CARE CENTER OF VIERA LTD		37	20	35%	57
HOUSE CALLS PROFESSIONAL LLC		52	4	7%	56
EAGLES WATCH CLUSTER		47	9	16%	56
MEDI PARTNERS OF S FLORIDA LLC		56			56
OCCUPATIONAL HEALTH CENTERS OF THE SOUTHWEST PA		50	6	11%	56
LEE COMMUNITY HEALTHCARE INC CAPE CORAL		53	3	5%	56
TIFFANY HALL NURSING AND REHAB		44	12	21%	56
ROCHESTER GENERAL HOSPITAL LABORATORY		52	4	7%	56
LITTLE NECK URGENT CARE		54	2	4%	56
PATHOLOGY CONSULTANTS OF NEW MEXICO		56			56
NITE LITE PEDIATRICS - PORT ST. LUCIE		47	9	16%	56
LPG PRIMARY CARE AT CAPE CORAL PARKWAY		47	8	15%	55
ROYAL PALM SENIOR RESIDENCE		55			55
Jupiter Medical Center Pavilion		54	1	2%	55
KENDALL REGIONAL MEDICAL CENTER LAB	3		52	95%	55
NORTHWESTERN UNIV JACOBS CTR COVID 19 TESTING SITE		55			55
HIGHLANDS COUNTY FIRE RESCUE		55			55
SUNSHINE PEDIATRICS OF CENTRAL FLORIDA PL		52	3	5%	55
SONATA HUNTERS CREEK		47	8	15%	55
PREMIER MEDICAL ASSOCIATES ALL FLORIDA LLC		54	1	2%	55
CARE 4 U MANAGEMENT, INC			55	100%	55
GRAND VILLA OF NEW PORT RICHEY		48	7	13%	55
PORT SAINT JOHN FAMILY PRACTICE		35	19	35%	54
COURTYARD GARDENS OF BOYNTON BEACH, LLC		51	3	6%	54
APOLLOMDX LABS		32	22	41%	54
CDR MAGUIRE - MIAMI BEACH CC MISSION 17388		2	52	96%	54
UNITED LABORATORY SERVICES CORPORATION		38	16	30%	54
MIAMI CLINICAL RESEARCH CORP		12	42	78%	54
BASSETTI MEDICAL RESEARCH INC		35	19	35%	54
PINES NURSING HOME		52	2	4%	54
CAMBRIDGE SECURITY SERVICES		51	3	6%	54
FAMILY EXTENDED CARE OF PUNTA GORDA		54			54
FLAGLER HOSPITAL INC	2		52	96%	54
CASS'S MOBILE HEALTH SERVICES		46	8	15%	54
LABORATORY MEDICINE CONSULTANTS-LMC PA		50	4	7%	54
QHC UPSTATE MEDICAL PC		43	11	20%	54
ORCHID COVE AT DAYTONA		45	9	17%	54
JUNIPER VILLAGE AT NAPLES		53	1	2%	54
CIMA MEDICAL CENTER		53	1	2%	54
CVS MINUTE CLINIC DIAGNOSTIC OF NORTH CAROL		47	7	13%	54
CLERMONT HEALTH AND REHAB		40	14	26%	54
HOME CARE PHARMACY		53	1	2%	54
CERTUS MTD OPCP LLC		52	2	4%	54
ST. CLOUD MEDICAL GROUP		54			54
SARASOTA CO. HEALTH DEPT # 58		40	14	26%	54
CITY OF CAPE CORAL		40	14	26%	54

COVID-19: testing by laboratory

Data through Jun 2, 2021 verified as of Jun 3, 2021 at 09:25 AM

Data in this report are provisional and subject to change.

The numbers in the table below represent the number of Florida and non-Florida residents for whom test results were received by the Department of Health. A person can be tested by more than one laboratory and can have both positive and negative results. **Therefore, the sum of the numbers in each column will be larger than the total number of people tested.**

Reporting lab	Inconclusive	Negative	Positive	Percent positive	Total
FUTURE PEDIATRICS		51	3	6%	54
Citymd Of Toms River		46	7	13%	53
ADVENT HEALTH MEDICAL GROUP OB GYN AT		47	6	11%	53
MEDPEDS ASSOCIATES OF SARASOTA PA		47	6	11%	53
LMH SKILLED NURSING UNIT		53			53
PANCARE HEALTH - BAY COUNTY - YOUNGSTOWN		48	5	9%	53
MISSION OAKS ASSISTED LIVING□		51	2	4%	53
SOMERSET			53	100%	53
NIGHT LITE PEDIATRICS CENTER LLC		10	43	81%	53
MINUTECLINIC DIAGNOSTIC OF LOUISIANA		50	3	6%	53
THE PALMS PHARMACY, INC		50	3	6%	53
QUOTIENT SCIENCES LABS LLC			53	100%	53
Osprey Point Nursing Center		51	2	4%	53
JACKSONVILLE PEDIATRICS		32	21	40%	53
ST ANTHONYS PRIMARY CARE LLC/JACKSON STREET			53	100%	53
BITTINGS APOTHECARY INC		47	6	11%	53
UNIVERSITY OF WEST FLORIDA, THE		52	1	2%	53
ALLIANCE COMMUNITY FOR RETIREMENT LIVING		53			53
LPG PRIMARY CARE AT BONITA BAY LIFESTYLE CENTER		47	5	10%	52
THORNBURG PEDIATRICS		48	4	8%	52
ATRIA WILLOW WOOD		50	2	4%	52
ADVENT HEALTH		49	3	6%	52
PEDIATRICS IN BREVARD-COCOA BEACH		47	5	10%	52
WEISS PEDIATRIC CARE LLC		37	15	29%	52
LYSTER ACH FT RUCKER AL		49	3	6%	52
ROADS PEDIATRICS,LLC		49	3	6%	52
ADVENTHEALTH MEDICAL GROUP PEDIATRICS AT		30	22	42%	52
AU MEDICAL CENTER, INC	1	46	5	10%	52
SNH BRFL TENANT LLC	2	50			52
ADVENT HEALTH - LAKE WALES		40	12	23%	52
FELICIDAD MEDICAL CENTER		5	47	90%	52
MADISON COUNTY MEMORIAL HOSPITAL LABORATORY		15	37	71%	52
PHILLIPPE RIDGE		40	12	23%	52
PRACTICE MANAGEMENT OF AMERICA, INC.		7	44	86%	51
MEDEMERGE		48	3	6%	51
INN AT THE FOUNTAINS, THE		34	17	33%	51
WALGREENS #04569		47	4	8%	51
SUNSHINE ASSISTED LIVING		51			51
EC OPCO TIMBERLIN PARC LLC		51			51
WALGREENS #10373		49	2	4%	51
SOUTHEAST ALABAMA MEDICAL CENTER			51	100%	51
PATRICK MANOR INCORPORATED		51			51
BAYSIDE LABORATORIES INC		51			51
FLORIDA PEDIATRIC GROUP PA		42	9	18%	51
BENTON HOUSE OF PORT ORANGE		44	7	14%	51
CRESTVIEW IMMEDIATE CARE LL		27	24	47%	51

COVID-19: testing by laboratory

Data through Jun 2, 2021 verified as of Jun 3, 2021 at 09:25 AM

Data in this report are provisional and subject to change.

The numbers in the table below represent the number of Florida and non-Florida residents for whom test results were received by the Department of Health. A person can be tested by more than one laboratory and can have both positive and negative results. **Therefore, the sum of the numbers in each column will be larger than the total number of people tested.**

Reporting lab	Inconclusive	Negative	Positive	Percent positive	Total
HEALTH FIRST - CAPE CANAVERAL HOSPITAL		1	50	98%	51
UNION MEDICAL CARE		51			51
LPG PEDIATRICS AT PAGE FIELD		50	1	2%	51
SOUTH CAROLINA DEPT OF HEALTH AND ENVIRONMENT CONTROL		11	40	78%	51
GULFVIEW MEDICAL INSTITUTE		51			51
AVANTE ST CLOUD		48	3	6%	51
WG EVERGREEN WOODS SH LLC		51			51
PORT ST. LUCIE - ZAXBY'S		50			50
A AND R RESEARCH GROUP LLC		45	5	10%	50
RAINBOW PEDIATRICS PC LLC / BREAKFAST POINT		39	11	22%	50
GRAMERCY PARK URGENT CARE		48	2	4%	50
CAREHERE LAKE SCHOOLS EMPLOYEE HEALTH CENTER		35	15	30%	50
COVANCE CENTRAL LABORATORY		36	14	28%	50
Grand Villa of Dunedin		44	6	12%	50
MARCO ISLAND MEDICAL CENTER		37	13	26%	50
WELLMED AT PLANT CITY		29	21	42%	50
KISSIMMEE VA OUTPATIENT CLINIC		47	3	6%	50
UNIVERSITY BEHAVIORAL CENTER		50			50
CARE ATC - ANDES			50	100%	50
BETHUNE-COOKMAN UNIVERSITY		32	18	36%	50
CARE CENTERS OF NASSAU LLC MINER ROAD NORTH		50			50
THE LODGE AND REHABILITATION CENTER		34	16	32%	50
REVA INC		46	4	8%	50
HILA BECKERMAN MD LLC	1	45	4	8%	50
POPLAR HEALTHCARE PLLC	1	11	38	76%	50
NAPLES PEDIATRICS INC		43	7	14%	50
ALLEGRO		47	2	4%	49
Guardian Care Nursing and Rehabilitation Center		49			49
THE TERRACE OF JACKSONVILLE		3	46	94%	49
DOH		23	26	53%	49
ST JUDE LABORATORIES		44	5	10%	49
UNIPATH		25	24	49%	49
PASSPORT HEALTH ORLANDO		49			49
ADVENTIST HEALTH SYSTEM FLORIDA		34	15	31%	49
TRIPLE O MEDICAL SERVICES INC		43	6	12%	49
NORTHBROOK CENTER FOR		47	2	4%	49
SOFT CELL LABORATORIES		45	4	8%	49
RIVERHEAD URGENT CARE		48	1	2%	49
LEE PHYSICIAN GROUP		43	6	12%	49
S-H THIRTY FIVE OPCO - LUTZ, LLC		48	1	2%	49
ALWAYS BEST CARE SENIOR SERVICES		44	5	10%	49
FHMG_CTR FOR SENIOR HEALTH		44	5	10%	49
SOLARIS SENIOR LIVING NORTH NAPLES		48	1	2%	49
USF		1	48	98%	49
PALM BAY FAMILY PRACTICE		28	21	43%	49
SOMA MEDICAL CENTER PA #3		10	39	80%	49

COVID-19: testing by laboratory

Data through Jun 2, 2021 verified as of Jun 3, 2021 at 09:25 AM

Data in this report are provisional and subject to change.

The numbers in the table below represent the number of Florida and non-Florida residents for whom test results were received by the Department of Health. A person can be tested by more than one laboratory and can have both positive and negative results. **Therefore, the sum of the numbers in each column will be larger than the total number of people tested.**

Reporting lab	Inconclusive	Negative	Positive	Percent positive	Total
HERNANDO ENDOSCOPY AND SURGERY CENTER		38	11	22%	49
SEWANEE MOLECULAR DIAGNOSTICS LABORATO		48			48
SAN CARLOS PHARMACY		39	9	19%	48
COURTYARD GARDENS OF JUPITER		48			48
ALPHA PHARMACY		45	3	6%	48
URGENT CARE & WELLNESS CENTER		15	33	69%	48
BAY CENTER HURRICANE SHELTER		48			48
INSTANT MEDICAL CARE CENTER		47	1	2%	48
FAMILY CARE PARTNERS URGENT CARE LLC		39	9	19%	48
ADVENTHEALTH MEDICAL GROUP FAMILY MEDICINE AT RDV		48			48
CARILLON SPORTS AND FAMILY MEDICINE		37	11	23%	48
INTERCOASTAL MEDICAL GROUP		2	46	96%	48
KINDRED HOSPITAL OCALA		44	4	8%	48
PREMIER MEDICAL ASSOCIATES		46	2	4%	48
GRAND OAKS OF PALM CITY LLC	1	41	6	13%	48
CAREMED INTERNAL MEDICINE		30	18	38%	48
ISLAND URGENT CARE PLLC		44	4	8%	48
ALLIANCE OF PHYSICIANS AGAINST COVID-19		1	47	98%	48
POINTE AT NEW PORT PLACE,THE		48			48
GRAND LIVING AT LAKEWOOD RANCH		47	1	2%	48
WINTER GARDEN REHAB AND NURSING CENTER		44	4	8%	48
NORTH FLORIDA / SOUTH GEORGIA VETERANS HEALTH SYSTEM		1	47	98%	48
MORTON PLANT			48	100%	48
BAPTIST URGENT CARE		44	4	8%	48
ORLANDO HEALTH PRIMARY CARE PEDIATRICS		44	4	8%	48
WALGREENS #15495	1	44	2	4%	47
LOURDES HOSPITAL INC		45	2	4%	47
FAMILY EXTENDED CARE OF WINTER HAVEN		45	2	4%	47
NAVARRE GARDENS		41	6	13%	47
PASSPORT HEALTH OF TAMPA BAY		36	11	23%	47
COMPLETE HOME CARE OF THE PALM BEACHES LLC		43	4	9%	47
PARKSIDE HEALTH AND REHABILITATION CENTER		10	37	79%	47
WALGREENS 3145		44	3	6%	47
GRADY HEALTH SYSTEM		46	1	2%	47
LPG CONVENIENT CARE AT METRO		43	4	9%	47
PLAINVIEW URGENT CARE		44	3	6%	47
INTERLAB		1	46	98%	47
MOBILE DOC FL, LLC		29	18	38%	47
GEORGIA HEART CENTER (MSC 53), NAVICEN		43	3	7%	46
COLLIER BLVD HMA PHYSICIAN MANAGEMENT LLC		46			46
FLORIDA DEPARTMENT OF HEALTH CLAY COUNTY		32	14	30%	46
MID-FLORIDA PATHOLOGY, LLC		35	11	24%	46
KAPG ST AUGUSTINE SENIOR HOUSING OPCO LLC		37	9	20%	46
MINUTE CLINIC DIAGNOSTIC OF VIRGINIA		39	7	15%	46
CARE HERE		21	25	54%	46
PIEDMONT HOSPITAL CLINICAL LABORATORY		43	3	7%	46

COVID-19: testing by laboratory

Data through Jun 2, 2021 verified as of Jun 3, 2021 at 09:25 AM

Data in this report are provisional and subject to change.

The numbers in the table below represent the number of Florida and non-Florida residents for whom test results were received by the Department of Health. A person can be tested by more than one laboratory and can have both positive and negative results. **Therefore, the sum of the numbers in each column will be larger than the total number of people tested.**

Reporting lab	Inconclusive	Negative	Positive	Percent positive	Total
ENCORE AT BOCA RATON, THE			46	100%	46
EAST MANATEE FAMILY	1	1	44	96%	46
UNIVERSITY HOSPITAL		39	7	15%	46
H LEE MOFFITT CANCER CENTER MICRO		46			46
CITY OF NAPLES FIRE RESCUE		41	5	11%	46
VENICE REGIONAL BAYFRONT HEALTH			46	100%	46
TRICORE REF LABS - UNIV OF NM		46			46
LPG PRIMARY CARE AT MATTHEW DRIVE		39	7	15%	46
WELLMED AT BRANDON REGIONAL		37	9	20%	46
UNION MEDICAL CARE PLLC		45	1	2%	46
HARTFORD HEALTH SERVICES LLC		46			46
BIOFIRE		11	35	76%	46
LUTHERAN HAVEN EXTENDED CONGREGATE CAR		46			46
ADULT MEDICINE OF LAKE COUNTY INC			46	100%	46
PREMIER PLACE HEALTHCARE AT THE GLENVIEW		46			46
NEWPATH DIAGNOSTICS		38	8	17%	46
NEXT MOLECULAR ANALYTICS		14	31	69%	45
WHITE WILSON MEDICAL CENTER-DESTIN		44	1	2%	45
UNDERGROUND FREE CLINIC		44	1	2%	45
AVALON PARK RETIREMENT RESIDENCE		43	2	4%	45
SOUTHPORT SQUARE HARBOUR HEALTH		45			45
UNIVERSITY MEDICAL CTR OF PRINCETON AT		43	2	4%	45
REDI-MED WALK-IN FAMILY CARE			45	100%	45
WALK IN MEDICAL URGENT CARE		45			45
LARA HEALTH AND WELLNESS CENTER LLC		45			45
GRAND VILLA OF DELRAY EAST		45			45
IMA MEDICAL GROUP POINCIANA		18	27	60%	45
HALIFAX HEALTH URGENT CARE		24	21	47%	45
CERON PEDIATRICS & INTEGRATIVE MEDICIN		43	2	4%	45
BD MEDICAL SYSTEMS		43	2	4%	45
STUART URGENT CARE			45	100%	45
COLLIER URGENT CARE CENTERS		44	1	2%	45
BENTON HOUSE OF ST. JOHNS		43	2	4%	45
GUIDEWELL EMERGENCY MEDICINE DOCTORS LLC #33		31	14	31%	45
BRP SH OPCO LLC		45			45
EASTERN SHORE URGENT CARE		34	11	24%	45
BRONX LEBANON HOSPITAL-MEDICAL CENTER		41	4	9%	45
GRAND VILLA OF MELBOURNE		43	2	4%	45
WESTPAC LABS INC	1	33	11	24%	45
D W MCMILLAN MEMORIAL HOSPITAL		34	11	24%	45
NEOGENOMICS LABORATORIES INC		45			45
FLORIDA HOSPITAL		28	16	36%	44
HEALTHPARK MEDICAL CENTER ABG LAB		43	1	2%	44
Gulf Shore Care Center		39	5	11%	44
BENTON HOUSE OF CLERMONT		44			44
ASHTON PLACE	3	37	4	9%	44

COVID-19: testing by laboratory

Data through Jun 2, 2021 verified as of Jun 3, 2021 at 09:25 AM

Data in this report are provisional and subject to change.

The numbers in the table below represent the number of Florida and non-Florida residents for whom test results were received by the Department of Health. A person can be tested by more than one laboratory and can have both positive and negative results. **Therefore, the sum of the numbers in each column will be larger than the total number of people tested.**

Reporting lab	Inconclusive	Negative	Positive	Percent positive	Total
RADIOLOGY ASSOCIATES OF VENICE AND ENGLEWOOD		42	2	5%	44
INNOVATIVE GX LABORATORIES		37	7	16%	44
BAYCARE MEDICAL GROUP INC		3	41	93%	44
PRINCETON VILLAGE□		40	4	9%	44
MINUTE CLINIC LLC #2216		41	3	7%	44
WALGREENS_COCONUT CREEK		36	8	18%	44
THE MERIDIAN AT BOCA RATON	1	43			44
NORTHWELL HEALTH PLAINVIEW HOSPITAL LABORATORY		35	9	20%	44
PALM POINT BEHAVIORAL HEALTH		44			44
MINUTECLINIC DIAGNOSTIC OF MICHIGAN		39	5	11%	44
FAMILY AND INTERNAL MEDICINE AT AVALON PARK		40	4	9%	44
MAKO MEDICAL		21	23	52%	44
PEDIATRICS OF CENTRAL FLORIDA – SAINT CLOUD	2	40	2	5%	44
COMMUNITY MEDICAL CARE CENTER INC			43	100%	43
WHITE-WILSON MEDICAL CENTER		32	11	26%	43
VETERANS AFFAIRS MEDICAL CENTER - NEW YORK HARBOR		41	2	5%	43
HARMONY HEALTH OPCO, LLC		17	26	60%	43
DUVAL PHARMACY		32	11	26%	43
LAKE MARY KIDS CENTRA CARE		33	10	23%	43
WOLFF CTR FOR CHILD & ADOLESCENT HEALTH PLLC,THE		26	17	40%	43
ST AUGUSTINE PEDIATRIC ASSOC		37	6	14%	43
BRANCH MEDICAL CLINIC			43	100%	43
FIRST CHOICE URGENT CARE		12	31	72%	43
MORTON PLANT HOSPITAL - ADLER INSTITUTE OF LAB MEDICINE		3	40	93%	43
A & R RESEARCH GROUP		35	8	19%	43
MINUTE CLINIC DIAGNOSTIC OF NEW JERSEY		42	1	2%	43
ADVENT HEALTH CENTRA CARE - LAKELAND		30	13	30%	43
STATCARE URGENT AND WALK-IN MEDICAL CA		40	3	7%	43
ANDALUSIA HEALTH		26	17	40%	43
BELVEDERE COMMONS OF SUN CITY CENTER□		43			43
CENTERPLACE HEALTH		19	24	56%	43
CITRUS CARE CLINIC			43	100%	43
MINUTECLINIC LLC #4449		40	2	5%	42
WASHINGTON COUNTY HEALTH DEPARTMENT		29	13	31%	42
KIVA AT CANTERBURY		25	17	40%	42
WG BAYPOINT VILLAGE SH LLC		40	2	5%	42
ATRIA SAN PABLO		40	2	5%	42
Atlantic Shore Nursing and Rehab		42			42
GOOD SAMARITAN HOSPITAL LABORATORY		36	6	14%	42
CVS NV3210POCT LAS VEGAS		39	3	7%	42
NIGHT LITE PEDIATRIC CENTER		10	32	76%	42
GENEXPERT			42	100%	42
STAT ONE URGENT CARE CENTER		2	40	95%	42
VIRTUA		38	4	10%	42
PACIFICA SENIOR LIVING OCALA		37	5	12%	42
LONGLEAF DIAGNOSTIC LABORATORIES		13	29	69%	42

COVID-19: testing by laboratory

Data through Jun 2, 2021 verified as of Jun 3, 2021 at 09:25 AM

Data in this report are provisional and subject to change.

The numbers in the table below represent the number of Florida and non-Florida residents for whom test results were received by the Department of Health. A person can be tested by more than one laboratory and can have both positive and negative results. **Therefore, the sum of the numbers in each column will be larger than the total number of people tested.**

Reporting lab	Inconclusive	Negative	Positive	Percent positive	Total
STETSON UNIVERSITY STUDENT HEALTH CENTER		3	39	93%	42
MAIMONIDES-SHALOM ACADEMY, INC		41	1	2%	42
CLINICAL LABORATORY		42			42
CITRUS COUNTY HEALTH DEPARTMENT		36	6	14%	42
BULLS HEAD URGENT CARE		40	2	5%	42
LIFEBRITE LABORATORIES, LLC		41	1	2%	42
LABORATORY ALLIANCE OF CENTRAL NEW YORK		40	2	5%	42
UNIVERSITY OF ALABAMA		38	3	7%	41
MINUTE CLINIC DIAGNOSTIC OF SC, LLC #75		39	2	5%	41
MEDEX MEDICAL EXPRESS OF PALATKA LLC			41	100%	41
GRACE COMMUNITY PHARMACY		3	38	93%	41
SOUTHCOR LABORATORY		7	34	83%	41
GRAND VILLA OF BOYNTON BEACH		40	1	2%	41
PRIDE DIAGNOSTICS		24	17	41%	41
FLORIDA HOSPITAL NEW SMYRNA		4	37	90%	41
BEECHTREE MOLECULAR LAB LLC		32	9	22%	41
MINUTE CLINIC DIAGNOSTIC OF TEXAS, LLC		37	4	10%	41
CROSSROADS URGENT CARE		26	15	37%	41
DCH REGIONAL MEDICAL CENTER LABORATORY		39	2	5%	41
LEE COMMUNITY HEALTHCARE INC NORTH FORT MYERS		40	1	2%	41
BOYKIN		41			41
PEDIATRICS OF CENTRAL FLORIDA KISSI		33	8	20%	41
ARTHREX MEDICAL CENTER EAST		25	16	39%	41
PECONIC BAY MEDICAL CENTER LABORATORY		32	9	22%	41
BOND CLINIC, PA		11	30	73%	41
CAPITAL REGIONAL MEDICAL CENTER		2	39	95%	41
LAKE NONA MEDICAL SERVICE LLC		37	4	10%	41
FLORIDA ENDOSCOPY & SURGERY CTR LLC		40			40
WARDE MEDICAL LABORATORY		31	9	23%	40
APOLLO SURGERY CENTER		36	4	10%	40
NORTH PINELLAS CHILDRENS MEDICAL CENTER			40	100%	40
BAPTIST PEDIATRICS		35	5	13%	40
MINUTECLINIC DIAGNOSTIC OF RHODE ISLAND, LLC #1544		39	1	3%	40
M&V SAN JOSE MEDICAL CENTER			40	100%	40
FLORIDA MEDICAL CL ODOM TPA		25	15	38%	40
ST. MARYS MEDICAL CENTER		1	39	98%	40
CLINICAL PATHOLOGY LABORATORIES, INC		40			40
MARYLAND DEPARTMENT OF HEALTH			40	100%	40
EMORY CRAWFORD LONG HOSPITAL LABORATOR		36	4	10%	40
BROOKDALE BRANDON	1	38			39
CENTRAL FLORIDA HEALTH CARE INC WAUCHULA SITE 2		30	9	23%	39
GUYAN VALLEY WELLNESS CENTER		32	7	18%	39
BAYSHORE PATHOLOGY CONSULTANTS PA		37	2	5%	39
AEGIS MEDICAL GROUP, LLC		36	3	8%	39
BAY COUNTY JAIL ANNEX		34	5	13%	39
METROPOLITAN CHARITIES INC		36	3	8%	39

COVID-19: testing by laboratory

Data through Jun 2, 2021 verified as of Jun 3, 2021 at 09:25 AM

Data in this report are provisional and subject to change.

The numbers in the table below represent the number of Florida and non-Florida residents for whom test results were received by the Department of Health. A person can be tested by more than one laboratory and can have both positive and negative results. **Therefore, the sum of the numbers in each column will be larger than the total number of people tested.**

Reporting lab	Inconclusive	Negative	Positive	Percent positive	Total
VISTACARE PHARMACY I		34	5	13%	39
JUPITER MEDICAL CENTER PHYSICIANS GROUP, INC		34	5	13%	39
ALABAMA CLINICS		23	16	41%	39
CEDAR CREEK AT KINGS BAY INC		39			39
ROCKLAND URGENT CARE FAMILY HEALTH NP		37	2	5%	39
TAYLORVILLE FAMILY MEDICINE		32	7	18%	39
BAPTIST MEDICAL GRP URGENT CARE & OCC HEALTH AIRPO		39			39
WALGREENS COVID-19		27	12	31%	39
GMR EVENT SERVICES LLC DBA CROWDRX		39			39
ECC PEDIATRICS		38	1	3%	39
CLINICAL RESEARCH SEQUENCING PLATFORM		8	31	79%	39
MINUTECLINIC, LLC, DBA MINUTECLINIC #2544		37	2	5%	39
JUNIPER VILLAGE AT CAPE CORAL		34	5	13%	39
CORAL HOUSE ASSISTED LIVING COMMUNITY LLC		39			39
DIXIE COUNTY HEALTH DEPARTMENT		29	10	26%	39
CORRECTIONAL MEDICAL GROUP		27	12	31%	39
WEINBERG VILLAGE		38	1	3%	39
STEWART MEDICAL GROUP, INC		21	18	46%	39
SOMA MEDICAL CENTER # 4		5	34	87%	39
CVS NC7047POCT DURHAM		38	1	3%	39
ISLAMORADA VILLAGE OF ISLANDS FIRE RESCUE		36	3	8%	39
MOLECULAR DIAGNOSTICS		5	33	87%	38
HOMEWOOD RESIDENCE AT FREEDOM PLAZA		37	1	3%	38
AUTUMN OF SARASOTA		12	26	68%	38
VA MEDICAL CENTER			38	100%	38
WOMEN'S CARE FLORIDA, LLC		38			38
ARDEN COURTS OF WINTER SPRINGS		35	3	8%	38
Life Care Center of Citrus County		37	1	3%	38
COLLIER HMA PHYSICIAN MANAGEMENT LLC		27	11	29%	38
MINUTECLINIC DIAGNOSTIC OF PENNSYLVANI		36	2	5%	38
JOINT AMBULATORY CARE CENTER		38			38
CONNECTICUT DEPARTMENT OF HEALTH		22	16	42%	38
MINUTECLINIC DIAGNOSTIC OF ILLINOIS L		32	6	16%	38
CLEARWATER EMPLOYEE HEALTH CLINIC		19	19	50%	38
INNOVATION CLINICAL TRIALS, INC			38	100%	38
JAMAICA HOSPITAL MEDICAL CENTER		34	4	11%	38
SANFORD PEDIATRIC ASSOCIATES, PA		33	5	13%	38
CCRC @ SUNFLOWER LLC		35	3	8%	38
MINUTE CLINIC, LLC DBA MINUTECLINIC #4505		35	3	8%	38
EASYCARE WALK-IN CLINIC	1	15	22	58%	38
HENDRY/GLADES COUNTY HEALTH DEPARTMENT		37	1	3%	38
UNION CHD		35	3	8%	38
NORTHEAST GEORGIA MEDICAL CENTER		38			38
SOUTHWEST LABS		37			37
FAMILY EXTENDED CARE OF SEBRING INC		35	2	5%	37
PULSE & REMEDY LLC		22	15	41%	37

COVID-19: testing by laboratory

Data through Jun 2, 2021 verified as of Jun 3, 2021 at 09:25 AM

Data in this report are provisional and subject to change.

The numbers in the table below represent the number of Florida and non-Florida residents for whom test results were received by the Department of Health. A person can be tested by more than one laboratory and can have both positive and negative results. **Therefore, the sum of the numbers in each column will be larger than the total number of people tested.**

Reporting lab	Inconclusive	Negative	Positive	Percent positive	Total
MIGUEL E TREVINO MD PA		33	4	11%	37
PATHGROUP		9	28	76%	37
HR SARASOTA OPERATOR LLC		25	12	32%	37
TRADITIONAL HOME CARE INC		35	2	5%	37
ACCURATE DIAGNOSTIC LAB		35	2	5%	37
FHMG-FLORIDA HOSPITAL MEDICAL GROUP		27	10	27%	37
STATCARE URGENT & WALK IN MEDICAL CARE		33	4	11%	37
PONCE THERAPY CARE CENTER		34	3	8%	37
West Gate Village, LLC		37			37
PATHOGENIUS LABORATORIES		30	7	19%	37
FORT CAROLINE GARDENS, INC		34	3	8%	37
CVS MINUTE CLINIC DIAGNOSTIC OF TN #6044		33	4	11%	37
GAMMA DIAGNOSTIC LAB LLC			37	100%	37
COOPER HEALTHCARE		34	3	8%	37
ASSISTED LIVING OF BROWARD		37			37
THE COLLIER AT NAPLES		36	1	3%	37
MINUTECLINIC DIAGNOSTIC OF SC, LLC #2		33	4	11%	37
CARDIOLOGY AND MEDICINE ASSOCIATES INC		36	1	3%	37
HOLZER HEALTH CENTER		5	32	86%	37
HOLLISMED LLC		35	2	5%	37
FAST PACE MEDICAL CLINIC		32	5	14%	37
STATEN ISLAND UNIVERSITY HOSPITAL-POUCH		36	1	3%	37
BUREAU OF PUBLIC HEALTH	1	14	22	59%	37
MAINSTREET FAMILY URGENT CARE		1	36	97%	37
MINUTECLINIC DIAGNOSTIC OF TN PC #378		34	3	8%	37
COLORADO DEPARTMENT OF PUBLIC HEALTH AND ENVIRONMENT			37	100%	37
ALAN A SMITH MD LLC		34	3	8%	37
AHMG LAKE NONA PRIMARY CARE		37			37
ONE MILO		37			37
ADVENT HEALTH - FISH MEMORIAL		3	33	92%	36
WILLAMETTE VALLEY TOXICOLOGY LLC		34	2	6%	36
LONG BEACH URGENT CARE		36			36
MARTHA'S HOUSE & ASSISTED LIVING FACILITY		36			36
MEDCOMP SCIENCES			36	100%	36
TREEHOUSE PEDIATRICS		29	7	19%	36
VIKOR SCIENTITIC		5	31	86%	36
SANITAS		4	32	89%	36
JACKSON HEALTH SYSTEM		2	34	94%	36
HARBORCHASE OF WELLINGTON CROSSING		34	2	6%	36
CARLOS F FUSTER MD PA		34	2	6%	36
MINUTECLINIC, LLC #4230		32	4	11%	36
NCHD		22	14	39%	36
PHYSICIAN ASSOCIATES LLC		26	10	28%	36
BVL/LITTLE ANGEL PEDIATRICS		36			36
JOSEF SCHENKER MD PC DBA CENTERS URGENT Kensington Gardens		34	2	6%	36
		36			36

COVID-19: testing by laboratory

Data through Jun 2, 2021 verified as of Jun 3, 2021 at 09:25 AM

Data in this report are provisional and subject to change.

The numbers in the table below represent the number of Florida and non-Florida residents for whom test results were received by the Department of Health. A person can be tested by more than one laboratory and can have both positive and negative results. **Therefore, the sum of the numbers in each column will be larger than the total number of people tested.**

Reporting lab	Inconclusive	Negative	Positive	Percent positive	Total
VILLA COURT LLC		36			36
FLORIDA PRESBYTERIAN HOMES INC		34	2	6%	36
HARBOUR ISLAND PEDIATRICS		25	10	29%	35
INTERNAL MEDICINE LIPID AND WELNNESS PRACTICE		18	17	49%	35
ROSWELL PAIN SPECIALISTS	1	33	1	3%	35
BAYCARE HEALTH SYSTEMS, LLC			35	100%	35
INTERIM HEALTHCARE OF NORTHWEST FLORIDA INC		33	2	6%	35
LAKELAND NURSING AND REHABILITATION CENTER			35	100%	35
HENDRY REGIONAL CORPORATE HEALTH			35	100%	35
CVS NC3516POCT WINSTON SALEM		31	4	11%	35
MIDDLETOWN MEDICAL P C		25	10	29%	35
RAYMOND BASRI MD		33	2	6%	35
HUNTINGTON STATION URGENT CARE		34	1	3%	35
CANCER RESEARCH LAB, BOB JONES UNIVERSITY		30	5	14%	35
MALABAR FAMILY PRACTICE		29	6	17%	35
POARCH BANC CREEK INDIANS TRIBAL HEALTH DEPARTMENT			35	100%	35
P23 LABS		35			35
BOCA TOXICOLOGY LLC		33	2	6%	35
NTD EUROFINs ATLANTA		33	2	6%	35
MINUTECLINIC DIAGNOSTIC OF TN PC #6435		32	3	9%	35
PHOSPHORUS DIAGNOSTICS		27	8	23%	35
FLORIDA DEPARTMENT OF HEALTH IN MONROE COUNTY		28	7	20%	35
PBSO WEST PALM FAMILY PRACTICE		1	34	97%	35
MEDHELP 280		32	3	9%	35
SOUTHEASTERN OUTPATIENT SURGERY CENTER		32	3	9%	35
TUSCAN GARDENS OF DELRAY BEACH MANAGEMENT COMPANY,		34	1	3%	35
CHILDREN'S MEDICAL CENTER		1	34	97%	35
NEUROINTERNATIONAL SARASOTA		32	3	9%	35
REDI-MED WALK IN FAMILY CLINIC			35	100%	35
IRL		4	31	89%	35
AMMON ANALYTICAL LABORATORIES		31	4	11%	35
METRO KNOXVILLE HMA		25	10	29%	35
WUESTHOFF MEMORIAL HOSPITAL			35	100%	35
MINUTECLINIC DIAGNOSTIC OF TN, PC 374		29	5	15%	34
MINUTECLINIC INCORPORATE, LLC		30	4	12%	34
AYERS NURSING AND REHABILITATION CENTER		34			34
FIRST PHYSICIANS GROUP - LORRAINE CORNERS		34			34
ADVANCED URGENT CARE		12	22	65%	34
MIDNIGHT MEDICINE			34	100%	34
PARAMOUNT WALK-IN CLINIC		1	33	97%	34
CIGNA PBSO WEST PALM		3	31	91%	34
OAKMONTE VILLAGE		33	1	3%	34
RASHDA ALBIBI M.D. P.A.		31	3	9%	34
ENT AND ALLERGY ASSOCIATES OF FLORIDA LLC		33	1	3%	34
ENGLEWOOD HOSPITAL AND MEDICAL CENTER		29	5	15%	34
LONG TERM CARE OF GULF BREEZE LLC		30	4	12%	34

COVID-19: testing by laboratory

Data through Jun 2, 2021 verified as of Jun 3, 2021 at 09:25 AM

Data in this report are provisional and subject to change.

The numbers in the table below represent the number of Florida and non-Florida residents for whom test results were received by the Department of Health. A person can be tested by more than one laboratory and can have both positive and negative results. **Therefore, the sum of the numbers in each column will be larger than the total number of people tested.**

Reporting lab	Inconclusive	Negative	Positive	Percent positive	Total
DELAWARE PUBLIC HEALTH LABORATORY		2	32	94%	34
THE SPRINGS OF PARC HILL		33	1	3%	34
DAVID LAWRENCE CENTER INC		29	5	15%	34
SHORE MEMORIAL HOSPITAL		30	4	12%	34
RESIDENCE AT BAY VUE		32	2	6%	34
KIDS CARE PEDIATRICS PA			34	100%	34
ST PETER'S BENDER LABORATORY		33	1	3%	34
ORLANDO FAMILY MEDICINE		17	17	50%	34
ST VINCENTS AMBULATORY CARE INC DBA		31	3	9%	34
MINUTECLINIC DIAGNOSTIC OF TEXAS		30	4	12%	34
UTAH DEPARTMENT OF HEALTH			34	100%	34
CVS NC7588POCT ASHEVILLE		30	4	12%	34
WELLSTAR COBB HOSPITAL		29	4	12%	33
OPIS COQUINA CENTER		32	1	3%	33
NURSES HELPING HANDS INC ALF		33			33
HOPE HEALTHCARE		31	2	6%	33
PERDIDO URGENT CARE		1	32	97%	33
SELECT PHYSICIANS ALLIANCE PL		33			33
VETERANS HOME		1	32	97%	33
SANFORD MOBILE LAB PGA TOUR		32	1	3%	33
WESTWOOD NURSING AND REHABILITATION		28	5	15%	33
STEINHATCHEE DRUGS		27	6	18%	33
TGH MEDICAL GROUP LABORATORY CARROLLWOOD			33	100%	33
DAVID LAWRENCE CENTER		27	6	18%	33
NIGHT LITE PEDIATRICS URGENT CARE CENTER			33	100%	33
EVERLYWELL		19	14	42%	33
SYNIVERSE WELLNESS CENTER		28	5	15%	33
VETERAN AFFAIRS MEDICAL CENTER - JAMES J PETERS		30	3	9%	33
BOND CLINIC		3	30	91%	33
MINUTECLINIC, LLC #08366		28	5	15%	33
1 TOUCH TOTALCARE SOLUTIONS		30	3	9%	33
Consulate Health Care of Orange Park		27	6	18%	33
IPSUM DIAGNOSTICS		3	30	91%	33
SANFORD MOBILE LAB		27	6	18%	33
AMBRY GENETICS CORPORATION	23	10			33
ENGLEWOOD HEALTH PHYSICIAN NETWORK		31	2	6%	33
GREENRIDGE GROUP HOME	3	11	19	58%	33
DSI MANAGEMENT LLC		33			33
CHILDRENS MEDICAL CENTER			33	100%	33
AHSE ROP		32	1	3%	33
MINUTECLINIC DIAGNOSTIC OF TN PC #6363		26	6	19%	32
TOTTENVILLE CIRCLE URGENT CARE		32			32
COLORADO DEPARTMENT OF HEALTH LABORATORY SERVICES DIVISION			32	100%	32
LAKE MARY - STIRLING CENTER SUITE 202			32	100%	32
MINUTECLINIC DIAGNOSTIC OF NORTH CAROLINA PC		29	3	9%	32
JOSEF SCHENKER MD PC		32			32

COVID-19: testing by laboratory

Data through Jun 2, 2021 verified as of Jun 3, 2021 at 09:25 AM

Data in this report are provisional and subject to change.

The numbers in the table below represent the number of Florida and non-Florida residents for whom test results were received by the Department of Health. A person can be tested by more than one laboratory and can have both positive and negative results. **Therefore, the sum of the numbers in each column will be larger than the total number of people tested.**

Reporting lab	Inconclusive	Negative	Positive	Percent positive	Total
J AND J VISTAKON EMPLOYEE HEALTH CENTER		31	1	3%	32
A LILIKO'I PHARMACY LLC		29	3	9%	32
TREASURE ISLE LLC		32			32
ALACHUA		20	12	38%	32
GRAND VILLA OF PALM COAST		32			32
FYZAMEDICAL, LLC		23	9	28%	32
MADISON POINTE CARE CENTER		32			32
BAPTIST PRIMARY BLACK CREEK SOUTH			32	100%	32
Wiregrass Rehabilitation Center and Nursing Home		29	3	9%	32
ADVENT HEALTH MEDICAL GROUP FAMILY AND INTERNAL MEDICINE AT AVALON PAR		28	4	13%	32
WESTMINSTER ST AUGUSTINE		32			32
SPRINGWOOD COURT		26	5	16%	31
CENTER ONE SURGERY CENTER		25	6	19%	31
HOLIDAY MEDICAL ASSOCIATES		4	27	87%	31
FORT SANDERS REGIONAL LABORATORY		30	1	3%	31
ADVENTHEALTH MEDICAL GROUP PEDIATRIC & ADOLESCENT		30	1	3%	31
MINUTECLINIC #788		29	2	6%	31
MEDEXPRESS URGENT CARE - BLOOMINGTON		26	5	16%	31
LabCorp L#09258130 M#09258125		12	19	61%	31
PREMIER URGENT CARE CENTER LLC			31	100%	31
AMERICAN ESOTERIC LABORATORIES		15	16	52%	31
DISCOVERY COMMONS AT BRADENTON		31			31
ADVANCED HEALTHCARE ASSOCIATES		27	4	13%	31
SUMMIT MEDICAL GROUP - 75 E NORTHFIELD		26	5	16%	31
MICHAEL J D'AMBROSE MD PA		29	2	6%	31
OWL NOW URGENT CARE		11	20	65%	31
ADVENT HEALTH MEDICAL GROUP- FAMILY MEDICINE AT DR. PHILIPS		26	5	16%	31
HEALTH FIRST - VIERA HOSPITAL		1	30	97%	31
ST JOSEPHS HOSP OF ATLANTA/CLINIC LAB		29	2	6%	31
CVA MINUTE CLINIC DIAGNOSTIC OF VIRGINIA, LLC		30	1	3%	31
COMMUNITY HEALTH OF SOUTH FLORIDA			31	100%	31
COLLIER ANESTHESIA PAIN LLC		31			31
HOWARD BEACH URGENT CARE		29	2	6%	31
JOSEPH SCHENKER MD PC DBA CENTERS URGENT		27	4	13%	31
CHIPOLA MEDICAL ASSOCIATES		11	20	65%	31
COUNTY OF LOS ANGELES			31	100%	31
ACCESS HEALTH CARE PHYSICIANS LLC		10	21	68%	31
CLINCLOUD, LLC			31	100%	31
UR CARE FAMILY AND SPORTS MEDICINE			31	100%	31
MINUTECLINIC DIAGNOSTIC OF RHODE ISLAND, LLC #212		31			31
WALGREENS #04618		25	6	19%	31
PARK WEST MEDICAL CENTER		29	1	3%	30
BOCA BIOLISTIC REFERENCE LAB			30	100%	30
EXPRESS FAMILY CARE LLC		11	19	63%	30
TALLAHASSEE DEVELOPMENTAL CENTER		28	2	7%	30
VASSAR BROTHERS MEDICAL CENTER LABORATORY		28	2	7%	30

COVID-19: testing by laboratory

Data through Jun 2, 2021 verified as of Jun 3, 2021 at 09:25 AM

Data in this report are provisional and subject to change.

The numbers in the table below represent the number of Florida and non-Florida residents for whom test results were received by the Department of Health. A person can be tested by more than one laboratory and can have both positive and negative results. **Therefore, the sum of the numbers in each column will be larger than the total number of people tested.**

Reporting lab	Inconclusive	Negative	Positive	Percent positive	Total
SUMMERGATE PHARMACY		28	2	7%	30
LAKE NONA MEDICAL SERVICES		21	9	30%	30
CHARLOTTE CHD PORT CHARLOTTE		26	4	13%	30
CORONA NYC LAB		29	1	3%	30
BROOKWOOD BAPTIST MEDICAL CENTER		29	1	3%	30
GERALD J KIVETT MD		27	3	10%	30
FORT VALLEY STATE UNIVERSITY		29	1	3%	30
RAINBOW PEDIATRICS		1	29	97%	30
HERITAGE WATERSIDE		27	3	10%	30
OAK HARBOR ASSISTED LIVING FACILITY		27	3	10%	30
PEPIN ACADEMIES-PASCO		29	1	3%	30
GASTROENTEROLOGY ASSOCIATES OF PENSACOLA PA		25	5	17%	30
MED LABS DIAGNOSTICS		11	19	63%	30
BOCA SIMON LAB		1	29	97%	30
MINIMALLY INVASIVE VASCULAR INC		28	2	7%	30
RELIANCE MEDICAL CENTER		21	9	30%	30
THE TERRACE AT IVY ACRES ALF		11	19	63%	30
GRAND VILLA OF SARASOTA		29	1	3%	30
ROSLYN URGENT CARE		29	1	3%	30
WIREGRASS CLINIC LLC		24	6	20%	30
SENIOR HEALTH OF WINTER PARK DUNDEE		30			30
MAYO CLINIC JACKSONVILLE		4	26	87%	30
PANCARE HEALTH - BONIFAY K-8			30	100%	30
Okeechobee Health Care Facility		16	14	47%	30
FLORIDA MEDICAL CLINIC - NEW TAMPA		25	5	17%	30
COMPREHENSIVE CHILDCARE		24	6	20%	30
ROBERT H JENKINS JR VETERANS' DOMICILIARY HOME OF		27	3	10%	30
P4CLINICAL	3	2	25	83%	30
WEST BROWARD CARE CENTER		24	6	20%	30
PREMIUM HEALTH CARE			30	100%	30
AMEERAH LABS			30	100%	30
Clearwater Center		16	14	47%	30
ADVENT HEALTH PRIMARY CARE PLUS, WINTER GARDEN		26	4	13%	30
BROOKDALE UNIVERSITY HOSPITAL		27	3	10%	30
DUVAL COUNTY HEALTH DEPARTMENT		29			29
BIG BEND HOSPICE INC		29			29
SUNTREE INTERNAL MEDICINE		29			29
PALMS, THE		29			29
NEW YORK METHODIST HOSPITAL		25	4	14%	29
STEWART MELBOURNE HOSPITAL			29	100%	29
UNIVERSITY OF ILLINOIS VETERINARY DIAG	1	27	1	3%	29
ATRIA LADY LAKE		29			29
URGENT CARE USA			29	100%	29
ADIRONDACK MEDICAL CENTER		29			29
UNIV OF ROCHESTER-STRONG MEMORIAL HOSP		28	1	3%	29
PRIMECARE AT PORT ORANGE		5	24	83%	29

COVID-19: testing by laboratory

Data through Jun 2, 2021 verified as of Jun 3, 2021 at 09:25 AM

Data in this report are provisional and subject to change.

The numbers in the table below represent the number of Florida and non-Florida residents for whom test results were received by the Department of Health. A person can be tested by more than one laboratory and can have both positive and negative results. **Therefore, the sum of the numbers in each column will be larger than the total number of people tested.**

Reporting lab	Inconclusive	Negative	Positive	Percent positive	Total
UCLA HEALTHCARE CLINICAL LABS		23	6	21%	29
TIFFANY LAKE CARE CENTERS INC		28	1	3%	29
CAPE CORAL HOSPITAL ABG LABORATORY		16	13	45%	29
PALM GARDEN OF JACKSONVILLE		27	2	7%	29
ORLANDO FAMILY PHYSICIANS INC		19	10	34%	29
PINELLAS 1 HOME HEALTH CARE CORP		28	1	3%	29
PHYSICIANS STAT		7	22	76%	29
NEMOURS CHILDRENS CLINIC		22	7	24%	29
BOZEMAN HEALTH DEACONESS HOSPITAL		20	9	31%	29
PRO HEALTH HARMONY		29			29
CDC		17	12	41%	29
FAST PACE MEDICAL CLINIC PLLC		27	2	7%	29
PALMETTO PEDIATRICS			29	100%	29
RENAISSANCE SENIOR LIVING	1	28			29
EDEN AT CRESTVIEW		12	16	57%	28
USCG AIR STATION CLEARWATER CLINIC		27	1	4%	28
PHYSICIANS CARE		24	4	14%	28
CANTON-POTSDAM HOSPITAL LABORATORY		27	1	4%	28
TRI-COUNTIES HOSPICE CARE CENTER HAVEN HOSPICE		28			28
ST MARYS MEDICAL CENTER			28	100%	28
PORT ST LUCIE HOSPITAL		25	3	11%	28
BETHESDA HEALTH PHYSICIAN GROUP INC			28	100%	28
MINUTECLINIC, LLC, #4160		24	4	14%	28
MARION PEDIATRICS PA		21	7	25%	28
COASTAL COMPLETE CARE		14	14	50%	28
ORANGE PEDIATRICS			28	100%	28
BROWARD HEALTH IMPERIAL POINT NURSING			28	100%	28
ST VINCENT'S EAST		26	2	7%	28
HUNT CLUB PEDIATRIC ASSOCIATES LLC		23	5	18%	28
ASTORIA HEALTH AND REHABILITATION CENTER		27	1	4%	28
Cleveland Clinic Laboratories		4	24	86%	28
MED + URGENT MEDICAL CARE SERVICES		27	1	4%	28
NATIONAL MENTOR HEALTHCARE LLC			28	100%	28
MINUTE-CLINIC DIAGNOSTIC OF VIRGINIA		23	5	18%	28
FAMILY CARE PARTNERS		18	10	36%	28
MONTEFIORE NEW ROCHELLE HOSPITAL		25	3	11%	28
URGENT CARE CENTER			28	100%	28
STAT MED URGENT CARE		27	1	4%	28
FIRST CHOICE PEDIATRICS LOOP		25	3	11%	28
KIVA AT CANTERBURY, LLC		28			28
LAKE PLACID HEALTH AND REHABILITATION		1	27	96%	28
THE COMMONWEALTH OF MASSACHUSETTS		1	27	96%	28
EXPRESS CARE OF TAMPA BAY		15	13	46%	28
BROOKDALE PHILLIPPI CREEK			28	100%	28
KEY PRIMARY CARE			28	100%	28
GILCHRIST COUNTY JAIL		25	3	11%	28

COVID-19: testing by laboratory

Data through Jun 2, 2021 verified as of Jun 3, 2021 at 09:25 AM

Data in this report are provisional and subject to change.

The numbers in the table below represent the number of Florida and non-Florida residents for whom test results were received by the Department of Health. A person can be tested by more than one laboratory and can have both positive and negative results. **Therefore, the sum of the numbers in each column will be larger than the total number of people tested.**

Reporting lab	Inconclusive	Negative	Positive	Percent positive	Total
EXPRESS CARE OF BELLEVIEW		27			27
URGENT FAMILY CARE INC		24	3	11%	27
PULMONARY SPECIALISTS OF THE PALM BEACHES		16	11	41%	27
NOVANT HEALTH		18	9	33%	27
LOOP PEDIATRICS		22	5	19%	27
CARENOW - DOWNTOWN NORTH GULCH		25	2	7%	27
MINUTECLINIC DIAGNOSTIC OF NORTH		23	4	15%	27
SPANISH RIVER HIGH SCHOOL ESE		23	4	15%	27
CITY OF CLEARWATER EMPLOYEE HEALTH CENTER		16	11	41%	27
BROOKDALE SOUTHPOINT			27	100%	27
Z UROLOGY		26	1	4%	27
DELRAY BEACH FACIAL PLASTIC SURGERY		27			27
LEXINGTON PLACE SENIOR LIVING COMMUNITY		27			27
VICK STREET MANOR		27			27
NEWYORK-PRESBYTERIAN/ LAWRENCE HOSPITAL LABORATORY		24	3	11%	27
ST ANTHONY'S HOSP PATIENT CARE SERVICE		1	26	96%	27
EPIC REFERENCE LABS INC			27	100%	27
CITY OF SANFORD EMPLOYEE HEALTH AND		25	2	7%	27
OHSU MOLECULAR MICROBIOLOGY LAB		26	1	4%	27
EMORY BENNETT VETERANS NURSING HOME	1	26			27
COASTAL SKIN SURGERY AND DERMATOLOGY		19	8	30%	27
MINUTECLINIC DIAGNOSTIC OF TN PC #320		19	8	30%	27
PALMS MEDICAL GROUP - LAKE CITY WEST		4	23	85%	27
49D2045214PHYSICIAN OFFICE WAIVER MEDEXPRESS URGENT CARE - HARRISONBU		18	9	33%	27
LAKELAND HILLS CENTER		19	8	30%	27
LIFELINK TISSUE BANK D/B/A LIFELINK TISSUE BANK		22	5	19%	27
ADEPT INPATIENT MEDICAL SERVICES PC		27			27
CENTRAL FLORIDA PEDIATRIC URGENT CARE LLC		23	4	15%	27
SUNCOAST LABS			27	100%	27
MINUTECLINIC DIAGNOSTIC PA		24	3	11%	27
Summit Medical Group Westfield Lab		24	3	11%	27
SOUTH NASSAU COMMUNITIES HOSPITAL		22	4	15%	26
MORTON PLANT NORTH BAY HOSPITAL			26	100%	26
BIOREFERENCE LABORATORIES		8	18	69%	26
KIMBERLY J HENDERSON MD PC		25	1	4%	26
WAKULLA COUNTY HEALTH DEPARTMENT		12	14	54%	26
MD BEAUTY LABS, PA		24	2	8%	26
DARDEN WELLNESS CENTER		23	3	12%	26
CVS MINUTE CLINIC DIAGNOSTIC OF TEXAS LLC		22	4	15%	26
TREEHOUSE PEDIATRICS & FAMILY CARE		26			26
THE MINIER URGENT CARE		20	6	23%	26
LAKE HOWARD HEIGHTS	1	21	4	15%	26
NONA PEDIATRIC CENTER		20	6	23%	26
GENOTOX LABORATORIES		23	3	12%	26
BAYFRONT HMA CONVENIENT CARE, LLC		2	24	92%	26
DOC PAM PA		25	1	4%	26

COVID-19: testing by laboratory

Data through Jun 2, 2021 verified as of Jun 3, 2021 at 09:25 AM

Data in this report are provisional and subject to change.

The numbers in the table below represent the number of Florida and non-Florida residents for whom test results were received by the Department of Health. A person can be tested by more than one laboratory and can have both positive and negative results. **Therefore, the sum of the numbers in each column will be larger than the total number of people tested.**

Reporting lab	Inconclusive	Negative	Positive	Percent positive	Total
LOT HEALTH SERVICES☐	1	25			26
ABL MEDICAL CARE LLC			26	100%	26
JUST FOR KIDS PEDIATRICS		5	21	81%	26
MAGNOLIA PEDIATRICS		4	22	85%	26
RJ LEE GROUP	1	23	2	8%	26
ADVENT HEALTH PARTIN SETTLEMENT HEALTH PARK		18	8	31%	26
LAKES DIALYSIS CENTER INC			26	100%	26
SUNQUEST		3	23	88%	26
MINUTECLINIC, LLC #1586		17	9	35%	26
DALE MEDICAL CENTER		21	5	19%	26
INNOVATIVE RESEARCH OF WEST FLORIDA		23	3	12%	26
TOTAL ACCESS URGENT CARE		1	25	96%	26
ARCPPOINT LABS OF FORT LAUDERDALE		25	1	4%	26
PALM BEACH COUNTY FIRE RESCUE		24	2	8%	26
EAST HILL MEDICAL GROUP		17	9	35%	26
Sovereign Laboratory Services, LLC		23	3	12%	26
OAKTREE HEALTHCARE			26	100%	26
ADVENT HEALTH - LAKE MARY PEDIATRICS		17	9	35%	26
WYCLIFFE BIBLE TRANSLATORS		26			26
MONCRIEF ARMY HEALTH CLINIC			26	100%	26
ASURANCE SCIENTIFIC LABORATORIES		24	1	4%	25
OLIVE BRANCH HEALTH AND REHABILITATION CENTER			25	100%	25
NORTHSIDE HOSPITAL DULUTH		22	3	12%	25
THE WATERMARK AT VISTAWILLA		25			25
MADWAR		19	6	24%	25
South Heritage Health and Rehab		25			25
STATEN ISLAND UNIVERSITY HOSPITAL		24	1	4%	25
BLOOMIN BRANDS WELLNESS CENTER	4	20	1	4%	25
DOCTORS MEDICAL CENTER OF WALTON COUNTY CLINIC			25	100%	25
MID FLORIDA PATHOLOGY LLC		24	1	4%	25
Wesley Place on Honeysuckle		23	2	8%	25
JUPITER MEDICAL CENTER		1	24	96%	25
GREEN GABLES ASSISTED LIVING FACILITY		25			25
SENIOR LIVING IV SUN CITY LLC		18	7	28%	25
MC DIAGNOSTIC OF CONNECTICUT, PC #775		24	1	4%	25
STEWART MEDICAL GROUP INC			25	100%	25
TREASURE COAST URGENT CARE			25	100%	25
STATE LAB		3	22	88%	25
ADVENT HEALTH EXPRESS		9	16	64%	25
LEVY COUNTY SHERIFF'S DEPT		17	8	32%	25
VILLAGES REHABILITATION AND NURSING CENTER		24	1	4%	25
ENCOMPASS HOME HEALTH OF THE SOUTHEAST LLC		23	2	8%	25
MEDLAB INC		25			25
SOUTH FLORIDA DIALYSIS CENTER		8	17	68%	25
MIAMI BEACH MEDICAL GROUP			25	100%	25
UNIV OF NORTH ALABAMA HEALTH CENTER		22	3	12%	25

COVID-19: testing by laboratory

Data through Jun 2, 2021 verified as of Jun 3, 2021 at 09:25 AM

Data in this report are provisional and subject to change.

The numbers in the table below represent the number of Florida and non-Florida residents for whom test results were received by the Department of Health. A person can be tested by more than one laboratory and can have both positive and negative results. **Therefore, the sum of the numbers in each column will be larger than the total number of people tested.**

Reporting lab	Inconclusive	Negative	Positive	Percent positive	Total
RICH STREET GROUP HOME		18	7	28%	25
LAKEWOOD RANCH MEDICAL CENTER CLINICAL LAB			25	100%	25
FEDERAL PRISON CAMP PENSACOLA			25	100%	25
MINUTECLINIC MINUTECLINIC #8746		24	1	4%	25
MEDEXPRESS URGENT CARE - SEMINOLE SQUA		23	2	8%	25
FINLAY C. LABORATORY		4	21	84%	25
ORANGE REGIONAL MEDICAL CENTER LABORATORY		20	5	20%	25
ROSS MEDICAL GROUP			25	100%	25
ATRIA AT ST JOSEPHS		24	1	4%	25
WESTPAC LABS		1	24	96%	25
ST. CLOUD HOSPITAL		20	5	20%	25
MAIMONIDES MEDICAL CENTER		21	3	13%	24
VALHALLA MEDICS		24			24
ST CATHERINE OF SIENA HOSPITAL		22	2	8%	24
ALAN SERURE MD		24			24
SARASOTA MEMORIAL NURSING & REHABILITATION CTR		24			24
ORANGE PARK PEDIATRIC ASSOCIATES		10	14	58%	24
HERITAGE OAKS ASSISTED LIVING & MEMORY CARE		20	4	17%	24
INTERVENTIONAL REHABILITATION OF SOUTH FLORIDA		16	8	33%	24
THE CHAPPEL GROUP RESEARCH		24			24
ROWLETT MIDDLE ACADEMY		22	2	8%	24
ADVANCED URGENT CARE CENTER		7	17	71%	24
WELLMED AT LAKE COPELAND		18	6	25%	24
CSH LAKE ORIENTA LP		24			24
CL BRUMBACK PRIMARY CARE CLINIC LANTANA		2	22	92%	24
HEALTH MED CENTERS		24			24
ST ELIZABETH MEDICAL CENTER LABORATORY		21	3	13%	24
RAINBOW PEDIATRIC CENTER		2	22	92%	24
VALLEY IMMEDIATE CARE		21	3	13%	24
WELLNOW URGENT CARE		23	1	4%	24
FLUSHING HOSPITAL MEDICAL CENTER		20	4	17%	24
LABORATORY DYNAMICS		20	4	17%	24
COURTYARDS OF ORLANDO		24			24
BROWNE MEDICAL		22	2	8%	24
ST LUKES ROOSEVELT LABORATORY		21	3	13%	24
PHYSICIANS PRIMARY CARE OF SW FLORIDA PL		24			24
AVENTIS BIO-SERVICES CTL		24			24
PALM BEACH GARDENS MEDICAL CENTER			24	100%	24
EDWARD S BENNETT MD PLLC		24			24
CareATC - 15th Street Clinic			24	100%	24
PRIME CARE ONE LLC/HARBORCHASE OF VENICE			24	100%	24
FLORENCE J HUNT STUDENT WELLNESS CENTER - HEALTH SERVICES (ABBOTT)		24			24
MINUTECLINIC, LLC #4507		22	2	8%	24
TARPON BAYOU CENTER			24	100%	24
ROBINSON FAMILY CLINIC PA		14	10	42%	24
MADISON COUNTY MEMORIAL HOSP		12	12	50%	24

COVID-19: testing by laboratory

Data through Jun 2, 2021 verified as of Jun 3, 2021 at 09:25 AM

Data in this report are provisional and subject to change.

The numbers in the table below represent the number of Florida and non-Florida residents for whom test results were received by the Department of Health. A person can be tested by more than one laboratory and can have both positive and negative results. **Therefore, the sum of the numbers in each column will be larger than the total number of people tested.**

Reporting lab	Inconclusive	Negative	Positive	Percent positive	Total
BAYFRONT FAMILY HEALTH CENTER		4	20	83%	24
WESTMINSTER WOODS ON JULINGTON CREEK		22	2	8%	24
PACIFICA SENIOR LIVING FORT MYERS		15	9	38%	24
CARESPOT		3	21	88%	24
SONATA BOYNTON BEACH		21	3	13%	24
HENNEPIN COUNTY MEDICAL CENTER (HCMC)		13	11	46%	24
HEALTHY MINORS, LLC.		20	4	17%	24
MED PLUS FLORENCE		20	4	17%	24
MAITLAND PRIMARY CARE		9	15	63%	24
UAH STUDENT HEALTH CENTER		17	7	29%	24
TRINITY MEDICAL ASSOCIATES LLC			24	100%	24
GLEN COVE HOSPITAL		24			24
ERIC C MARSHAL MD, PC DBA MINUTECLINIC		23	1	4%	24
TIMBERLANE LODGE ALF	1	16	7	29%	24
COASTAL FAMILY PRACTICE		15	8	35%	23
MARQUES PEDIATRICS			23	100%	23
URGENT CARE & FAMILY PRACTICE CENTER		4	19	83%	23
PRIMARY CARE SPECIALISTS OF ORLANDO LLC		18	5	22%	23
MORRIS PARK URGENT CARE		20	3	13%	23
OMEGA LABORATORIES		19	4	17%	23
CITY OF LAKE MARY EMPLOYEE HEALTH CENTER		18	5	22%	23
PULSE MEDICAL GROUP INC			23	100%	23
NOBLE SENIOR LIVING		3	20	87%	23
SOMA MEDICAL CENTER, PA #4 FLORIDA MANGO		1	22	96%	23
MINUTECLINIC LLC # 3401		23			23
FLORIDA HOSPITAL LABS		12	11	48%	23
CVS NC4165POCT BREVARD		15	8	35%	23
MC DIAGNOSTIC OF CONNECTICUT, PC #1960		23			23
GLEN OAKS URGENT CARE		21	2	9%	23
CARESPOT EXPRESS HEALTHCARE			23	100%	23
ADVENTHEALTH MEDICAL GROUP	1	16	6	26%	23
ACM MEDICAL LABORATORY ALLIANCE		20	3	13%	23
THE VILLAGES HEALTH		12	11	48%	23
FLORIDA HOSPITAL WINTER GARDEN		17	6	26%	23
MC DIAGNOSTIC OF CONNECTICUT PC #459		23			23
LAKEVIEW HEALTH CARE SYSTEMS		9	14	61%	23
CORE LABORATORY		1	22	96%	23
WALGREENS #03391		18	5	22%	23
COMMONWEALTH OF MASSACHUSETTS			23	100%	23
MC DIAGNOSTIC OF CONNECTICUT , PC # 3		21	2	9%	23
NEW YORK PRESBYTERIAN - ALLEN HOSPITAL		23			23
REGENEXX TAMPA BAY		20	3	13%	23
ADVENT HEALTH - KISSIMMEE		6	17	74%	23
CRITICAL MASS GATHERING MEDICINE PLLC		23			23
UF HEALTH NORTH JACKSONVILLE			23	100%	23
BARTON FAMILY PRACTICE		12	11	48%	23

COVID-19: testing by laboratory

Data through Jun 2, 2021 verified as of Jun 3, 2021 at 09:25 AM

Data in this report are provisional and subject to change.

The numbers in the table below represent the number of Florida and non-Florida residents for whom test results were received by the Department of Health. A person can be tested by more than one laboratory and can have both positive and negative results. **Therefore, the sum of the numbers in each column will be larger than the total number of people tested.**

Reporting lab	Inconclusive	Negative	Positive	Percent positive	Total
BAYCARE MEDICAL GROUP INC			23	100%	23
MINUTECLINIC DIAGNOSTIC OF MICHIGAN PC		22	1	4%	23
WOODHOUSE INC		17	6	26%	23
NORTHWEST FLORIDA COMMUNITY HOSPITAL 3RD FLOOR		21	2	9%	23
JOHNS HOPKINS MEDICAL LABORATORIES		1	22	96%	23
INTEGRATED FAMILY MEDICAL CENTER			23	100%	23
WUESTHOFF MEDICAL CENTER-MELBOURNE			23	100%	23
ISLAND COAST PEDIATRICS PA		22	1	4%	23
EGL GENETIC DIAGNOSTICS		1	22	96%	23
NEW JERSEY		22	1	4%	23
ESOTERIX GENETIC LABORATORIES		17	6	26%	23
LEE MEMORIAL HEALTH SYSTEM D/B/A		21	2	9%	23
CONNECTDX		8	15	65%	23
MINUTE CLINIC DIAGNOSTIC OF TN PC #64		20	3	13%	23
MINUTECLINIC DIAGNOSTICS MEDICAL GROUP		22	1	4%	23
GUARDANT HEALTH		17	6	26%	23
MINUTECLINIC DIAGNOSTIC OF RHODE ISLAND, LLC #590		22	1	4%	23
MEDEXPRESS URGENT CARE - TIMBERLAKE		20	3	13%	23
OCEANSIDE URGENT CARE		23			23
UNIVERSITY HILLS HEALTH AND REHABILITATION CENTER		18	5	22%	23
OHIO CVS STORES, LLC DBA		19	3	14%	22
KIDSWOOD PEDIATRICS CORP		6	16	73%	22
CVS PHARMACY		1	21	95%	22
ROBERT WOOD JOHNSON UNIVERSITY HOSP		20	2	9%	22
ROCKLEDEGE REGIONAL MEDICAL CENTER		17	5	23%	22
GENTIVA HEALTH SERVICES		20	2	9%	22
CVS NY491POCT JACKSON HEIGHTS		22			22
FIRST CHOICE PEDIATRICS WINTER SPRINGS		16	6	27%	22
ELAN SPANISH SPRINGS		4	18	82%	22
HELIX DIAGNOSTICS			22	100%	22
Floral Health and Rehabilitation, LLC		21	1	5%	22
NORTH COUNTRY FAMILY HEALTH CENTER INC		22			22
FAMILY AND AFTER HOURS CARE		22			22
PALATKA VA CBOC		21	1	5%	22
MARATHON HEALTH FOR LIFE		19	3	14%	22
MINUTECLINIC DIAGNOSTIC OF TEXAS LLC		20	2	9%	22
TEN HEALTHCARE		6	16	73%	22
GOOD SAMARITAN MEDICAL CENTER			22	100%	22
HARTFORD HOSPITAL ANCILLARY LAB		17	5	23%	22
CARENOW URGENT CARE-BRENTWOOD		16	6	27%	22
LPG PRIMARY CARE AT LABELLE		20	2	9%	22
WELLSTAR NORTH FULTON HOSPITAL LABORAT		20	2	9%	22
CVS HEALTH, #3396		20	2	9%	22
BASSETTI & ASSOCIATES, MD, PA			22	100%	22
CVS MINUTE CLINIC DIAGNOSTIC OF TEXAS, LLC		18	4	18%	22
CVS TX7162POCT HOUSTON		21	1	5%	22

COVID-19: testing by laboratory

Data through Jun 2, 2021 verified as of Jun 3, 2021 at 09:25 AM

Data in this report are provisional and subject to change.

The numbers in the table below represent the number of Florida and non-Florida residents for whom test results were received by the Department of Health. A person can be tested by more than one laboratory and can have both positive and negative results. **Therefore, the sum of the numbers in each column will be larger than the total number of people tested.**

Reporting lab	Inconclusive	Negative	Positive	Percent positive	Total
PEDIATRIC ASSOCIATES PA		17	5	23%	22
THRIFT DRUGS INC		20	2	9%	22
UC HEALTH UNIVERSITY HOSPITAL		19	3	14%	22
SOUTH CAROLINA DEPARTMENT OF HEALTH			22	100%	22
EBEIDS MD PEDIATRICS		19	3	14%	22
MEDI STATION			22	100%	22
DIACARTA INC.		22			22
MINUTE CLINIC DIAGNOSTIC OF SOUTH CAROLINA		18	4	18%	22
SEAGRASS VILLAGE			22	100%	22
NAVAL MEDICAL CENTER SAN DIEGO	1		21	95%	22
KELLY'S ASSISTED LIVING FACILITY		22			22
MORNINGSIDE MANOR & VILLA ADULT CARE C		22			22
FLORIDA PEDIATRICS		6	16	73%	22
SOLE HEALTH LLC		22			22
BROOKDALE WEST BOYNTON BEACH		22			22
YUSRA MEDICAL ASSOCIATES PA		16	6	27%	22
COLUMBIA MEMORIAL HOSPITAL		22			22
ST VINCENT'S URGENT CARE		19	3	14%	22
MOBILE DIVISION LABORATORY		7	15	68%	22
TEXAS DEPARTMENT OF STATE HEALTH SERVICES		3	19	86%	22
VIGILINT HEALTHCARE		20	2	9%	22
CHAMBREL AT PINECASTLE		20	1	5%	21
CLEVELAND CLINIC FLORIDA		1	20	95%	21
MINUTECLINIC, LLC, DBA MINUTECLINIC #6		18	3	14%	21
POINT OF CARE CLINICS PRIMARY CARE		20	1	5%	21
ROCKLEDGE FAMILY HEALTH			21	100%	21
WINTER PARK FAMILY PRACTICE LLC		17	4	19%	21
UPMC CHAUTAUQUA AT WCA LABORATORY		20	1	5%	21
HARLEM HOSPITAL CENTER		20	1	5%	21
REGENCY SQUARE MALL - SEARS		4	17	81%	21
CVS MINUTE CLINIC DIAGNOSTIC MED GRP OF CA		21			21
THE CANOPY AT HARPER LAKE	1	1	19	90%	21
Citymd Of Lacey		18	3	14%	21
CVS MINUTE CLINIC DIAG OF IND, LLC #6549		19	2	10%	21
PUTNAM COUNTY PUBLIC HEALTH UNIT		16	5	24%	21
CVS MINUTE CLINIC, LLC #22		20	1	5%	21
ST JUDE CHILDRENS RESEARCH HOSPITAL		21			21
CVS NC2357POCT HUNTERSVILLE		19	2	10%	21
CLINICAL PATHOLOGY LABORATORIES SOUTHEAST			21	100%	21
ESTATES MEDICAL CENTER		12	9	43%	21
AVALON FAMILY RESORT ASSISTED LIVING LLC		21			21
PICHARDO CLINIC, THE		19	2	10%	21
MINUTECLINIC DIAGNOSTIC OF TN PC #566		17	4	19%	21
TINA'S ASSISTED LIVING FACILITY CORP		21			21
PRIMECARE OF DOTHAN-DALEVILLE CLINIC		16	5	24%	21
MINUTECLINIC LLC #5176		18	3	14%	21

COVID-19: testing by laboratory

Data through Jun 2, 2021 verified as of Jun 3, 2021 at 09:25 AM

Data in this report are provisional and subject to change.

The numbers in the table below represent the number of Florida and non-Florida residents for whom test results were received by the Department of Health. A person can be tested by more than one laboratory and can have both positive and negative results. **Therefore, the sum of the numbers in each column will be larger than the total number of people tested.**

Reporting lab	Inconclusive	Negative	Positive	Percent positive	Total
GRACE WELLNESS CENTER		8	13	62%	21
BAY PEDIATRICS PA		18	3	14%	21
JEFFERSON K-12, A SOMERSET SCHOOL- CLINIC		17	4	19%	21
URGENT TEAM		17	4	19%	21
BLOOMINGDALE PEDIATRIC ASSOCIATES PA			21	100%	21
CARESPOT OF NOCATEE		1	20	95%	21
SELECT PHYSICIANS ALLIANCE		21			21
URGENT CARE OF NEW YORK		20	1	5%	21
IPSUM DIAGNOSTICS LLC		21			21
RHODE ISLAND DEPARTMENT OF HEALTH			21	100%	21
TENNESSEE DEPARTMENT OF HEALTH		15	6	29%	21
GOOD SAMARITAN SOCIETY OF DAYTONA		16	5	24%	21
SHELBY BAPTIST MEDICAL CENTER		16	5	24%	21
INTERNATIONAL MEDICAL LABORATORY INC		21			21
WACO HHSSURGEWACO	1	17	3	14%	21
BAY COUNTY HEALTH DEPARTMENT		14	7	33%	21
NORTHERN WESTCHESTER HOSPITAL LABORATORY		19	2	10%	21
COMMUNITY HOME HEALTH CARE		20			20
FAMILY CARE CYPRESS CREEK		1	19	95%	20
MCWHORTER SCHOOL OF PHARMACY		20			20
ODYSSEY HEALTHCARE OF MARION COUNTY, LLC		19	1	5%	20
BRIDGEWAY HEALTH CLINICS INC		1	19	95%	20
PRIMARY CARE MEDICINE	1	13	6	30%	20
MINUTECLINIC DIAGNOSTIC OF TN PC #643		16	4	20%	20
107TH PLACE GROUP HOME		20			20
MINUTECLINIC DIAGNOSTIC OF NEW MEXICO		20			20
DEPT OF VA MEDICAL CENTER - BAY PINES			20	100%	20
MEDICAL EXPRESS CORP		18	2	10%	20
CLINIC OF PEDIATRICS & GI MEDICINE INC		1	19	95%	20
CVS MINUTE CLINIC, LLC		15	5	25%	20
CONSOLIDATED LAB SERVICES		10	10	50%	20
MINUTE CLINIC		2	18	90%	20
ASHRAF MEDICAL GROUP PLLC DBA PULSE M		19	1	5%	20
MINUTE CLINIC LLC #2775		19	1	5%	20
CVS GA2108POCT NORCROSS		17	3	15%	20
CALLAWAY CLINIC		14	6	30%	20
CARENOW URGENT CARE-WEST END		14	6	30%	20
FLORIDA COMMUNITY HEALTH CENTER OF ST. LUCIE		2	18	90%	20
ADVENTIST HEALTH SYSTEM		16	4	20%	20
MC DIAGNOSTIC OF CONNECTICUT, PC #1966		20			20
FOX FAMILY PRACTICE		20			20
SONORA QUEST LABORATORIES			20	100%	20
WALGREENS #06416		19	1	5%	20
Atlanta VAMC		15	5	25%	20
REDITUS LABORATORIES			20	100%	20
MASSACHUSETTS GENERAL HOSPITAL		2	18	90%	20

COVID-19: testing by laboratory

Data through Jun 2, 2021 verified as of Jun 3, 2021 at 09:25 AM

Data in this report are provisional and subject to change.

The numbers in the table below represent the number of Florida and non-Florida residents for whom test results were received by the Department of Health. A person can be tested by more than one laboratory and can have both positive and negative results. **Therefore, the sum of the numbers in each column will be larger than the total number of people tested.**

Reporting lab	Inconclusive	Negative	Positive	Percent positive	Total
KAILOS GENETICS INC		17	3	15%	20
PRATTVILLE BAPTIST HOSPITAL		16	4	20%	20
SHIELDT3 LLC		20			20
AUBURN COMMUNITY HOSPITAL		18	2	10%	20
BEST MEDICAL CENTER		11	9	45%	20
CVS MINUTE CLINIC DIAGNOSTIC PA		15	5	25%	20
PROFESSIONAL PARK PEDIATRICS PA			20	100%	20
PONCE PLAZA NURSING & REHAB CENTER		4	16	80%	20
ABC PEDIATRICS OF PORT ST LUCIE		18	2	10%	20
COLLEGE POINT URGENT CARE		17	3	15%	20
WINSHIPS PHARMACY INC		20			20
BROOKDALE MANDARIN CENTRAL		7	13	65%	20
FORT WALTON BEACH DEVELOPMENTAL CENTER		19	1	5%	20
ANYTIME LAB, LLC		18	2	10%	20
VIERA FAMILY MEDICINE AND WELLNESS		16	4	20%	20
MD PLUS URGENT CARE, LLC			20	100%	20
MINUTECLINIC DIAGNOSTIC OF OKLAHOMA		17	3	15%	20
LAKE WORTH MANOR		19	1	5%	20
COMPREHENSIVE CHILDCARE ASSOCIATES		12	8	40%	20
YORKVILLE PEDIATRIC URGENT CARE		20			20
MICHELLE S PAGE MD PA		18	1	5%	19
ANYLABTESTNOW		6	13	68%	19
ELTINGVILLE CIRCLE URGENT CARE		18	1	5%	19
LAKEVIEW HEALTH SYSTEMS			19	100%	19
FLORIDA HEART & VASCULAR MULTI SPECIALITY GROUP PA		18	1	5%	19
STAT MEDICAL CLINIC III INC		13	6	32%	19
MINUTE CLINIC DIAGNOSTIC MED GRP		18	1	5%	19
SARASOTA MEDICAL CENTER		8	11	58%	19
CAREHERE- LCS LEESBURG			19	100%	19
UM MILLER SCHOOL OF MEDICINE			19	100%	19
WALGREENS #07936		18	1	5%	19
STONE WASH CLINICAL LABORATORIES		2	17	89%	19
CHELSEA NYC LAB		19			19
CORNER OAK ESTATE LLC		19			19
AURORA UNIVERSITY WELLNESS CENTER		19			19
MEDEXPRESS URGENT CARE, MOON TOWNSHIP		18	1	5%	19
OCEAN REEF MEDICAL CENTER, LLC			19	100%	19
UNIVERSITY OF MIAMI MILLER SCHOOL			19	100%	19
St Joseph's Hospital & Medical Center		16	3	16%	19
CVS MINUTE CLINIC DIAGNOSTIC OF WISCONSIN		19			19
NANO HEALTH ASSOCIATES LLC		19			19
THE CLINIC PREMISE HEALTH		13	6	32%	19
CARE POINT HEALTH & WELLNESS CENTER		19			19
PARROTT MEDICAL CLINIC			19	100%	19
SANTA ROSA COUNTY JAIL - WELLPATH			19	100%	19
ROYAL PALM MEDICAL GROUP, INC		19			19

COVID-19: testing by laboratory

Data through Jun 2, 2021 verified as of Jun 3, 2021 at 09:25 AM

Data in this report are provisional and subject to change.

The numbers in the table below represent the number of Florida and non-Florida residents for whom test results were received by the Department of Health. A person can be tested by more than one laboratory and can have both positive and negative results. **Therefore, the sum of the numbers in each column will be larger than the total number of people tested.**

Reporting lab	Inconclusive	Negative	Positive	Percent positive	Total
SEVEN RIVERS REGIONAL MEDICAL CENTER		5	14	74%	19
INTEGRATED REGIONAL LABORATORIES - LARGO			19	100%	19
EMBRY-RIDDLE AERONAUTICAL UNIVERSITY HEALTH		11	8	42%	19
ALL PEDIATRIC CARE			19	100%	19
TIFT REGIONAL HEALTH SYSTEM, INC		19			19
MINUTE CLINIC LLC #5706		17	2	11%	19
MINUTE-CLINIC DIAGNOSTIC OF VIRGINIA, LLC #2003		16	3	16%	19
BAYVIEW MEDICAL		19			19
ST JOSEPH HOSPITAL		18	1	5%	19
JACKSON NORTH MEDICAL CENTER		2	17	89%	19
JACKSON LABORATORY FOR GENOMIC MEDICIN		19			19
BAPTIST PRIMARY CARE PONTE VEDRA		13	6	32%	19
ADVENTIST HEALTH SYSTEM FLORIDA DEPT OF HEALTH		13	6	32%	19
MED HEALTH SERVICES		18	1	5%	19
ST. JUDES LABORATORIES		13	6	32%	19
FORT HAMILTON URGENT CARE		19			19
NO NAME		8	11	58%	19
LAB INTERMARKET FACILITY LAB		1	18	95%	19
CLERMONT ADVENTHEALTH CENTRA CARE		1	18	95%	19
SAVANNAH STATE UNIVERSITY, COUNSELING		19			19
EMERALD COAST HOSPICE - CRESTVIEW		19			19
MINUTECLINIC DIAGNOSTIC OF TN PC #6415		15	4	21%	19
Crestwood Nursing Center		9	10	53%	19
BAPTIST MEMORIAL HEALTH CARE		17	2	11%	19
WALGREENS #04176		14	5	26%	19
FRUITVILLE URGENT CARE			19	100%	19
LOVING CARE OF THE TREASURE COAST LLC	1	13	5	26%	19
BENNETT PEDIATRICS		19			19
XPRESS WELLNESS URGENT CARE			18	100%	18
BERGEN NEW BRIDGE M		16	2	11%	18
MEDEXPRESS URGENT CARE- MARYLAND		15	3	17%	18
UNIVERSITY OF MIAMI MILLER SCHOOL OF MEDICINE			18	100%	18
TPCA CLINICAL LABORATORIES		15	3	17%	18
ESTATES MEDICAL CENTER INC		4	14	78%	18
HUDSON VALLEY HOSPITAL CENTER LABORATORY		17	1	6%	18
MI CASA DORADA ASSISTED LIVING FACILIT		18			18
MINUTECLINIC DIAGNOSTIC OF VIRGINIA		18			18
CLEVELAND CLINIC			18	100%	18
ADVENT HEALTH - ZEPHYRHILLS			18	100%	18
CABOT RESERVE ON THE GREEN		18			18
MOORINGS PARK OAKSTONE AT GREY OAKS		17	1	6%	18
MINUTE CLINIC DIAGNOSTIC OF PENNSYLVANIA		18			18
CVS MINUTE CLINIC DIAGNOSTIC OF VIRGINIA		18			18
MARION COUNTY HEALTH DEPARTMENT		17	1	6%	18
ADVENT HEALTH - WINTER HAVEN		8	10	56%	18
MINUTECLINIC, LLC #4682		13	5	28%	18

COVID-19: testing by laboratory

Data through Jun 2, 2021 verified as of Jun 3, 2021 at 09:25 AM

Data in this report are provisional and subject to change.

The numbers in the table below represent the number of Florida and non-Florida residents for whom test results were received by the Department of Health. A person can be tested by more than one laboratory and can have both positive and negative results. **Therefore, the sum of the numbers in each column will be larger than the total number of people tested.**

Reporting lab	Inconclusive	Negative	Positive	Percent positive	Total
IONA COLLEGE HEALTH & WELLNESS CENTER		18			18
BROOKDALE ST AUGUSTINE		1	17	94%	18
MEDEXPRESS URGENT CARE - ROBINSON TWP, STEUBENVILLE PIKE		16	2	11%	18
GENERAL INTERNAL MEDICINE MEDICAL CTR CLINIC		13	5	28%	18
WALGREENS #04217		17	1	6%	18
Terrace of Jacksonville		3	15	83%	18
MINUTECLINIC #8699		14	4	22%	18
URGENT CARE AT LONGWOOD			18	100%	18
GS LABS		17	1	6%	18
BAPTIST MEDICAL CENTER EAST		14	4	22%	18
ASCENSION ST VINCENT'S PRIMARY CARE		1	17	94%	18
MINUTECLINIC DIAGNOSTICS OF IND, LLC		18			18
MINUTECLINIC LLC (1435)		17	1	6%	18
INTERMOUNTAIN CENTRAL LAB		1	17	94%	18
MINUTECLINIC DIAGNOSTIC OF VIRGINIA, LLC #1416		17	1	6%	18
AURORA DIAGNOSTICS		6	12	67%	18
HUNTINGTON URGENT CARE		17	1	6%	18
EMORY JOHNS CREEK HOSPITAL		17	1	6%	18
OSCEOLA ALF OPERATOR, LLC DBA□		18			18
MADISON CORE LABORATORIES		17	1	6%	18
WALGREEN EASTERN CO, INC		18			18
PRIMARY CARE WALK IN CLINIC PLLC			18	100%	18
GNT ASSOCIATES		17	1	6%	18
INFEXIONSHIELD INC.		18			18
BROWARD MEDICAL AND URGENT CARE		18			18
ADVANCED CARDIOVASCULAR DIAGNOSTICS		18			18
MIRIMUS INC		1	17	94%	18
MEDEXPRESS URGENT CARE LEWISBURG		17	1	6%	18
MONTEFIORE ST LUKE'S CORNWALL HOSPITAL		14	4	22%	18
MINUTECLINIC DIAGNOSTIC OF ILLINOIS LL		16	2	11%	18
BRONSON FIRE DEPARTMENT		18			18
PPD - IXLAYER		17	1	6%	18
MINUTE CLINIC LLC #5733		18			18
MINUTECLINIC DIAGNOSTIC OF MAINE, LLC		16	2	11%	18
DR PHILLIPS MEDICAL WELLNESS CENTER		13	5	28%	18
HOLLEY-NAVARRE MEDICAL CLINIC		8	10	56%	18
TENDER CARE ALF		18			18
CARENOW URGENT CARE-DONELSON		13	5	28%	18
TRANSPLANT GENOMICS INC (EUROFINS)		17			17
CVS TX7288POCT DALLAS		13	4	24%	17
LYNN KEEFE, MD PEDIATRICS		14	3	18%	17
BELLEVUE HOSPITAL CENTER DEPARTMENT		17			17
GULF COAST VILLAGE HOME HEALTH INC		6	11	65%	17
NEMOURS CHILDREN'S URGENT			17	100%	17
URGENT CARE WEST CLINIC		14	3	18%	17
CVS HEALTH, #2043		17			17

COVID-19: testing by laboratory

Data through Jun 2, 2021 verified as of Jun 3, 2021 at 09:25 AM

Data in this report are provisional and subject to change.

The numbers in the table below represent the number of Florida and non-Florida residents for whom test results were received by the Department of Health. A person can be tested by more than one laboratory and can have both positive and negative results. **Therefore, the sum of the numbers in each column will be larger than the total number of people tested.**

Reporting lab	Inconclusive	Negative	Positive	Percent positive	Total
CENTRAL JERSEY URGENT CARE		16	1	6%	17
LEHIGH VALLEY HOSPITAL		3	14	82%	17
TOXUSALABS DBA CONNECTDX LABS		14	3	18%	17
MC DIAGNOSTIC OF CONNECTICUT, PC # 257		16	1	6%	17
STARLING AT NOCATEE			17	100%	17
UNIVERSITY OF ALABAMA - FUNGAL REFERENCE LABORATORY		12	5	29%	17
MONTEFIORE NYACK HOSPITAL AFFILIATED LABORATORY		15	2	12%	17
GENDERXPRESS/PICTURE ME PERFECT IMAGING		14	3	18%	17
RIVERSIDE MEDICAL GROUP		16	1	6%	17
ALBIBI		1	16	94%	17
EAR NOSE & THROAT ASSOCIATES OF MANATEE PA		17			17
FLORIDA KEYS CONCIERGE MEDICINE, LLC		15	2	12%	17
BRYAN WHITFIELD MEMORIAL HOSPITAL		12	5	29%	17
UVMMC MICROBIOLOGY		16	1	6%	17
DIEGO FALLON MD PA		6	11	65%	17
MINUTECLINIC DIAGNOSTIC OF GEORGIA, LL		14	3	18%	17
MONTEFIORE MEDICAL CENTER LABORATORIES - WEILER		13	4	24%	17
COAST MED URGENT CARE		16	1	6%	17
ATMORE NURSING CENTER		16	1	6%	17
BLOUNT MEMORIAL HOSPITAL		14	3	18%	17
CVS TN2179POCT MURFREESBORO		16	1	6%	17
RESOLVE MOLECULAR DIAGNOSTICS		13	4	24%	17
BROOKDALE CROWN POINT			17	100%	17
CARE NOW, INC		13	4	24%	17
COMMUNITY HEALTH OF SOUTH FLORIDA INC			17	100%	17
HEALTHCARE NOW			17	100%	17
COLETTA DRIVE GROUP HOME		17			17
MINUTECLINIC DIAG OF IND, LLC #6697		15	2	12%	17
MARION OAKS ASSISTED LIVING		17			17
SOMA MEDICAL CENTER PA			17	100%	17
HAPPY KIDZ PEDIATRICS PL		13	4	24%	17
HAVEN HOSPICE IN CHIEFLAND		9	8	47%	17
INN AT LAKE SEMINOLE SQUARE, THE		17			17
MODMD LABORATORY		17			17
MARCO DRUGS AND COMPOUNDING		13	4	24%	17
RDX BIOSCIENCE INC		14	3	18%	17
GOLDMAN SACHS HEALTH CENTER	1	15	1	6%	17
LYNN UNIVERSITY INC		17			17
WELLINGTON FAMILY PRACTICE		13	4	24%	17
LILY'S PROMISE AL#12775		17			17
CVS NC187POCT CHARLOTTE		16	1	6%	17
GENETIC TECHNOLOGICAL INNOVATIONS			17	100%	17
PARRISH HEALTH CENTER		14	3	18%	17
CVS CA9715POCT THOUSAND OAKS		17			17
UNIVERSITY LAB			17	100%	17
CENTRAL JERSEY URGENT CARE OF EATONTOW		16	1	6%	17

COVID-19: testing by laboratory

Data through Jun 2, 2021 verified as of Jun 3, 2021 at 09:25 AM

Data in this report are provisional and subject to change.

The numbers in the table below represent the number of Florida and non-Florida residents for whom test results were received by the Department of Health. A person can be tested by more than one laboratory and can have both positive and negative results. **Therefore, the sum of the numbers in each column will be larger than the total number of people tested.**

Reporting lab	Inconclusive	Negative	Positive	Percent positive	Total
INHEALTH LIFE SCIENCES		6	11	65%	17
UNIVERSITY HOSPITAL UC HEALTH		11	6	35%	17
BAY BREEZE HEALTH AND REHABILITATION CENTER		9	8	47%	17
NORTHWESTERN MEMORIAL HOSPITAL			17	100%	17
MEDEXPRESS URGENT CARE - LAFAYETTE		16	1	6%	17
METHODIST MEDICAL CENTER		13	3	19%	16
MINUTE CLINIC LLC #1909		15	1	6%	16
WESTERN NEW YORK IMMEDIATE MEDICAL CAR		14	2	13%	16
BVL PEDIATRICS		14	2	13%	16
DAVITA DIALYSIS		4	12	75%	16
MINUTECLINIC MINUTECLINIC #8505		14	2	13%	16
JS HEALTHCARE INC		16			16
ALAN L MELOTEK MD		16			16
NOVANT HEALTH GOHEALTH URGENT CARE-HARRISBURG		8	8	50%	16
STATEN ISLAND UNIVERSITY HOSPITAL SEGUINE AVE		13	3	19%	16
FLORIDA MEDICAL ASSOCIATES LLC		9	7	44%	16
MINUTECLINIC, LLC, DBA MINUTECLINIC #6106		14	2	13%	16
INDIANA STATE DEPARTMENT OF HEALTH		1	15	94%	16
ALL FLORIDA FAMILY & SPORTS MEDICINE		15	1	6%	16
ALL 4 KIDZ PEDIATRICS		12	4	25%	16
MEDEXPRESS URGENT CARE - BENTON HARBOR		15	1	6%	16
MEDICINE AT LONGWOOD		16			16
NORTHWEST FLORIDA ENT, PA		5	11	69%	16
VERO DIAGNOSTICS		15	1	6%	16
PIEDMONT ATHENS REGIONAL MEDICAL		14	2	13%	16
SANDPIPER CLUSTER		16			16
CRUCIAL CARE		10	6	38%	16
PROHEALTH CARE ASSOCIATES MOBILE		13	3	19%	16
MIAMI BEACH MEDICAL GROUP LLC			16	100%	16
SUFFRIDGE DRIVE GROUP HOME		16			16
ORLANDO HEALTH		3	13	81%	16
PANAMA CITY VITAS HOSPICE		16			16
MINUTE CLINIC OF KANSAS PA		9	7	44%	16
NORTHWEST FLORIDA SLEEP		1	15	94%	16
PROMEDICA LABORATORIES		11	5	31%	16
MINUTE CLINIC LLC #6765		16			16
WISE'S DRUG STORE INC.,		14	2	13%	16
ST JOSEPH WOMENS HOSPITAL			16	100%	16
CVS HEALTH MINUTE CLINIC		3	13	81%	16
LEE COMMUNITY HEALTHCARE INC DUNBAR		14	2	13%	16
MINUTECLINIC DIAGNOSTIC OF RHODE ISLAND		13	3	19%	16
TITUSVILLE TOWERS ASSISTED LIVING		16			16
EAST SIDE CLINICAL LABORATORY		14	2	13%	16
Lab MSMC Hialeah			16	100%	16
CULINARY INSTITUTE OF AMERICA STUDENT	3	13			16
NOVALIFE MEDSPA			16	100%	16

COVID-19: testing by laboratory

Data through Jun 2, 2021 verified as of Jun 3, 2021 at 09:25 AM

Data in this report are provisional and subject to change.

The numbers in the table below represent the number of Florida and non-Florida residents for whom test results were received by the Department of Health. A person can be tested by more than one laboratory and can have both positive and negative results. **Therefore, the sum of the numbers in each column will be larger than the total number of people tested.**

Reporting lab	Inconclusive	Negative	Positive	Percent positive	Total
SURGERY CENTER OF CORAL GABLES LLC,THE		12	4	25%	16
INTERNAL MEDICINE ASSOCIATES & SPECIALTIES INC		15	1	6%	16
MINNEOLA PLACE A HOMEBRIDGE COMMUNITY		16			16
MILLENNIUM PHYSICIAN GRP LLC NAPLES PINE RIDGE			16	100%	16
JOSEPH MIGNOGNA		13	3	19%	16
ST AUGUSTINE PLANTATION		1	15	94%	16
BONIFAY NURSING AND REHABILITATION CENTER			16	100%	16
UNAVAILABLE/UNKNOWN/NO INFORMATION FOUND			16	100%	16
MORTON PLANT MEASE			16	100%	16
MC DIAGNOSTIC OF CONNECTICUT, PC #1043		16			16
VILLAGES HEALTH, THE		10	6	38%	16
CVS PA6902POCT BRYN MAWR		14	2	13%	16
MINUTECLINIC DIAGNOSTIC OF NEW JERSEY, LLC # 7069		16			16
TMH FSU RAPID LABORATORY		2	14	88%	16
WELLMED AT PORT ST LUCIE WEST		11	5	31%	16
RICHMOND UNIVERSITY MEDICAL CENTER		13	3	19%	16
LONG ISLAND JEWISH VALLEY STREAM		15	1	6%	16
CVS GA2147POCT KENNESAW		12	4	25%	16
SPRINGHILL MEMORIAL HOSPITAL		16			16
XERA MED RESEARCH			16	100%	16
SRMC AVALON		9	7	44%	16
MINUTE CLINIC DIAGNOSTIC OF SC, LLC #42		15	1	6%	16
URGENT CARE CLINIC OF LINCOLN		14	2	13%	16
PRO HEALTH FAMILY PHYSICIANS, NYSTROM		16			16
OKEECHOBEE HEALTHCARE FACILITY			16	100%	16
BRIDGE DIAGNOSTICS			16	100%	16
HODGES CLUSTER		2	14	88%	16
PROMUS DIAGNOSTICS, LLC			16	100%	16
FAST TRACK URGENT CARE CENTER - TYRONE			16	100%	16
PRESBYTERIAN MEDICAL SERVICES		16			16
MADISON COUNTY HEALTH DEPARTMENT		8	8	50%	16
KETAMINE HEALTH CENTERS AT BONITA SPRINGS, LLC		16			16
ADVENTHEALTH MEDICAL GROUP INTERNAL MEDICINE		13	3	19%	16
Heartland Healthcare Center Boca Raton		2	14	88%	16
RUSSELL MEDICAL CENTER		13	3	19%	16
CLEVELAND TENNESSEE HOSPITAL COMPANY		14	2	13%	16
NORTHSIDE HOSPITAL FORSYTH		14	2	13%	16
IGENEX INC		16			16
MEDHELP LAKESHORE PC		13	2	13%	15
MINUTE CLINIC DIAGNOSTIC OF VIRGINIA, LLC #1905		15			15
DELIVER MY MEDS CORP		15			15
LAKE CO SCHOOLS EMPLOYEE HEALTH & WELLNESS CENTER	1	11	3	20%	15
FAMILY CARE CENTER OF ARLINGTON		10	5	33%	15
MEADOWCREST MOLECULAR DIAGNOSTICS, LLC			15	100%	15
MEDLABS DIAGNOSTICS		11	4	27%	15
MEDI-DRUG INC		13	2	13%	15

COVID-19: testing by laboratory

Data through Jun 2, 2021 verified as of Jun 3, 2021 at 09:25 AM

Data in this report are provisional and subject to change.

The numbers in the table below represent the number of Florida and non-Florida residents for whom test results were received by the Department of Health. A person can be tested by more than one laboratory and can have both positive and negative results. **Therefore, the sum of the numbers in each column will be larger than the total number of people tested.**

Reporting lab	Inconclusive	Negative	Positive	Percent positive	Total
MILTON 4707		15			15
NIGHT OWL PEDIATRICS URGENT CARE			15	100%	15
CVS TX8321POCT MCKINNEY		15			15
SINAI HOSPITAL OF BALTIMORE		15			15
SUNCOAST COMMUNITY HEALTH CENTERS INC		4	11	73%	15
PHELPS HOSPITAL LABORATORY		13	2	13%	15
PREMIER LABORATORY SERVICES, LLC		5	10	67%	15
MEDEXPRESS URGENT CARE - PANTOPS		13	2	13%	15
TELEVISIT MALABAR PEDIATRICS		5	10	67%	15
CVS CA9963POCT SAN DIEGO		15			15
CVS OH3301POCT WOODMERE		15			15
OPTIONS FOR SENIORS INC DBA PALM KREST MANOR		12	3	20%	15
DOCTORS HOSPITAL LAB MEDICAL OFFICE BUILDING			15	100%	15
VA Primary Care Clinic at Meharry		14	1	7%	15
MINUTECLINIC, LLC #1492		15			15
CUSTEAD CARE CENTER HAVEN HOSPICE		12	3	20%	15
NEW YORK PRESBYTERIAN - LOWER MANHATTAN		15			15
SIMEDHEALTH, LLC		13	2	13%	15
EASTLAKE PEDIATRICS - TRINITY		15			15
SKIN WELLNESS PHYSICIANS LLC		15			15
The Evangelical Lutheran Good Samaritan Society		15			15
OPIS ISLAND LAKE CENTER		13	2	13%	15
CVS TN5601POCT LENOIR CITY		13	2	13%	15
MELBOURNE FAMILY PRACTICE		13	2	13%	15
FAMILY CARE			15	100%	15
MINUTE CLINIC LLC #10203		12	3	20%	15
DIATHERIX		13	2	13%	15
CVS TX8387POCT AUSTIN		15			15
MINUTECLINIC DIAGNOSTIC OF TN, PC 6438		13	2	13%	15
HEALTH MED HOME CARE, LLC		15			15
OAKMONTE VILLAGE OF DAVIE			15	100%	15
Hackensack Umc Mountainside		14	1	7%	15
MEDEXPRESS URGENT CARE-ALTOONA		13	2	13%	15
Astoria Health and Rehab		15			15
MC DIAGNOSTIC OF CONNECTICUT, PC #114		15			15
BESSENT ROAD GROUP HOME		15			15
TALLAHASSEE PRIMARY CARE ASSOCIATES PA		12	3	20%	15
MIRACLE ALF INC		15			15
AJU GEORGE MD PA			15	100%	15
MINUTECLINIC, DIAGNOSTIC OF TEXAS, LL		14	1	7%	15
MINUTECLINIC DIAGNOSTIC OF NORTH CAROLINA, PC		14	1	7%	15
CVS MINUTE CLINIC DIAGNOSTIC		14	1	7%	15
BETH ISRAEL MEDICAL CENTER LABS		14	1	7%	15
CVS CT2210POCT RIVERSIDE		15			15
MINUTECLINIC, LLC, DBA MINUTECLINIC #2		13	2	13%	15
MINUTECLINIC DIAGNOSTIC OF TN PC #386		13	2	13%	15

COVID-19: testing by laboratory

Data through Jun 2, 2021 verified as of Jun 3, 2021 at 09:25 AM

Data in this report are provisional and subject to change.

The numbers in the table below represent the number of Florida and non-Florida residents for whom test results were received by the Department of Health. A person can be tested by more than one laboratory and can have both positive and negative results. **Therefore, the sum of the numbers in each column will be larger than the total number of people tested.**

Reporting lab	Inconclusive	Negative	Positive	Percent positive	Total
UPS		13	2	13%	15
WELLMED AT SOUTH PARSONS		11	4	27%	15
UNIVERSITY HOSPITALS OF CLEVELAND		9	6	40%	15
WALK IN URGENT CARE			15	100%	15
SOMA MEDICAL CENTER, P.A.			15	100%	15
GADSDEN REGIONAL MEDICAL CENTER		15			15
FLORIDA DEPARTMENT OF HEALTH IN HILLSBOROUGH COUNTY		1	14	93%	15
MEDEXPRESS URGENT CARE - CHRISTIANBURG		11	4	27%	15
PATHLINE			15	100%	15
HIRAM COLLEGE HEALTH CENTER (ABBOTT)		13	2	13%	15
HORIZON MEDICAL GROUP		13	2	13%	15
MEDLAB ASSOCIATES LLC		15			15
CARDIOTHORACIC SURGERY OF HYDE PARK			15	100%	15
HELGEMO & LIOU PEDIATRICS		11	4	27%	15
OPTUM PRIMARY CARE		2	13	87%	15
DESOTO HEALTH AND REHAB LLC		10	5	33%	15
LIFE'S SPECIAL MOMENTS INC		15			15
CFS WELLNESS AND MED SPA LLC			15	100%	15
SARASOTA - ROBERT L TAYLOR COMMUNITY CENTER		1	14	93%	15
BROOKLYN HOSPITAL CENTER DOWNTOWN CAMPUS		15			15
CVS NY549POCT RIDGEWOOD		12	3	20%	15
ADVICE FOR OPTIMAL WELLNESS		11	3	21%	14
SOUTHEASTERN LABORATORY			14	100%	14
DYNAMIC DNA LAB		1	13	93%	14
SIGMUND LABS LLC		14			14
EFFINGER HEALTH, PA		14			14
AVENTURA HOSPITAL AND MEDICAL CENTER			14	100%	14
MEDEXPRESS URGENT CARE-LATROBE		13	1	7%	14
ALASKA PUBLIC HEALTH LAB		1	13	93%	14
ACCESS HOME HEALTH OF FLORIDA LLC		14			14
FAMILY MEDICINE OF WESTON LLC		6	8	57%	14
Solaris Healthcare Pensacola			14	100%	14
DYNAMIC HEALTH CENTERS INC		9	5	36%	14
MINUTECLINIC 7196		13	1	7%	14
CITY OF WEST PALM BEACH EMPLOYEE & FAMILY HEALTH		14			14
CAN COMMUNITY HEALTH, INC		12	2	14%	14
LAKELAND VOLUNTEERS IN MEDICINE INC		11	3	21%	14
ENCOMPASS HEALTH REHABILITATION HOSPITAL OF NORTH		14			14
BAPTIST HEALTH			14	100%	14
MINUTE CLINIC LLC #0169		12	2	14%	14
COLISEUM MED CTR LLC/COLISEUM MED CTRS		11	3	21%	14
ST CLOUD MEDICAL GROUP		12	2	14%	14
CVS MINUTE CLINIC DIAGNOSTIC OF TN #3293		13	1	7%	14
BOCA SIMON		2	12	86%	14
MINUTECLINIC DIAGNOSTIC OF SC, LLC #4		13	1	7%	14
WHEELER LABORATORY		13	1	7%	14

COVID-19: testing by laboratory

Data through Jun 2, 2021 verified as of Jun 3, 2021 at 09:25 AM

Data in this report are provisional and subject to change.

The numbers in the table below represent the number of Florida and non-Florida residents for whom test results were received by the Department of Health. A person can be tested by more than one laboratory and can have both positive and negative results. **Therefore, the sum of the numbers in each column will be larger than the total number of people tested.**

Reporting lab	Inconclusive	Negative	Positive	Percent positive	Total
QUEENS UNIVERSITY OF CHARLOTTE		14			14
ORCHID COVE		3	11	79%	14
CARE ATC			14	100%	14
SOUTHEASTERN UNIVERSITY INC		14			14
MINUTECLINIC DIANOSTIC OF VIRGINA, LL		13	1	7%	14
MY WELLNESS EXPRESS			14	100%	14
CVS SC7556POCT WEST COLUMBIA		12	2	14%	14
CVS MA6505POCT NEWTON		14			14
GULF COAST MEDICAL GROUP		5	9	64%	14
NYU WINTHROP LABORATORY		14			14
ARNOT OGDEN MEDICAL CENTER LABORATORY		14			14
MINUTECLINIC DIAGNOSTIC OF TN, PC 6304		12	2	14%	14
EPIPHANY HEALTH		8	6	43%	14
STEWART MELBOURNE HOSPITAL, INC	1		13	93%	14
MED TECH SERVICES OF PALM BEACH INC		14			14
MINUTECLINIC, LLC, MINUTECLINIC #7637		12	2	14%	14
NORTHEAST PEDIATRICS			14	100%	14
CVS TN5639POCT FARRAGUT		11	3	21%	14
SUMMIT ATLANTIC SURGERY CENTER		14			14
THE MARY IMOGENE BASSETT HOSPITAL		14			14
MINUTECLINIC DIAGNOSTIC OF TN, PC 4992		14			14
FAMILY PRACTICE ON THE GO		6	8	57%	14
MEDEXPRESS URGENT CARE MONACA		14			14
CVS GA3766POCT DACULA		12	2	14%	14
MINUTECLINIC DIAGNOSTIC OF ILLINOIS		12	2	14%	14
TAPESTRY TALLAHASSEE WALDEN		14			14
FG RAPID RESULTS LLC		8	6	43%	14
MINUTE-CLINIC DIAGNOSTIC OF VIRGINIA, LLC		14			14
MINUTE CLINIC DIAGNOSTIC OF NORTH CAROLINA		13	1	7%	14
DOCTORS EXPRESS OF ST PETERSBURG		4	10	71%	14
MERCY MEDICAL CENTER		7	7	50%	14
POLK CHD BARTOW		13	1	7%	14
CVS MA1852POCT MEDWAY		14			14
HEALTHFIRST ADVENT HEALTH CENTRA CARE COCOA BEACH			14	100%	14
CVS PA1671POCT LANCASTER		14			14
CVS CA9113POCT CHULA VISTA		14			14
HAVEN HOSPICE			14	100%	14
MINUTE CLINIC, LLC #1434		13	1	7%	14
MINUTECLINIC DIAGNOSTIC OF VIRGINIA, LLC #255		14			14
VALDOSTA FAMILY MEDICINE		1	13	93%	14
TLC FAMILY CARE HOME INC		14			14
THOMAS JEFFERSON UNIVERSITY HOSPITAL		4	10	71%	14
DIAMOND SPEEDWAY DIALYSIS		1	13	93%	14
WALGREENS #11378		14			14
EAST GEORGIA REGIONAL MEDICAL CENTER		13	1	7%	14
RIVERSIDE COTTAGES AT THE SHORES, LLC			14	100%	14

COVID-19: testing by laboratory

Data through Jun 2, 2021 verified as of Jun 3, 2021 at 09:25 AM

Data in this report are provisional and subject to change.

The numbers in the table below represent the number of Florida and non-Florida residents for whom test results were received by the Department of Health. A person can be tested by more than one laboratory and can have both positive and negative results. **Therefore, the sum of the numbers in each column will be larger than the total number of people tested.**

Reporting lab	Inconclusive	Negative	Positive	Percent positive	Total
PT&J REHAB - VILLAGE OF ROYAL PALM BEACH		12	2	14%	14
MINUTE CLINIC DIAG OF IND LLC #8674		14			14
LUCID DIAGNOSTICS LABS			14	100%	14
MHHS All Lab Subsection		14			14
PHASE2 LABS	2	10	2	14%	14
ST CLOUD COMPOUNDING PHARMACY & WELLNESS CENTER		12	1	8%	13
SHELBY COUNTY HEALTH CARE CORPORATION		10	3	23%	13
MOODY MANOR		13			13
SOMA MEDICAL CENTER PA #4			13	100%	13
IN-OFFICE LAB		12	1	8%	13
MEDEXPRESS URGENT CARE - SALEM		9	4	31%	13
NATIONAL GENETICS INST LABCORP		4	9	69%	13
CLINICAL LABORATORY SERVICES			13	100%	13
NAPLES GREEN VILLAGE		12	1	8%	13
MINUTE-CLINIC DIAGNOSTIC OF VIRGINIA,		12	1	8%	13
MINUTECLINIC LLC #5010		11	2	15%	13
CVS MA299POCT WORCESTER		13			13
BROOKDALE DELAND			13	100%	13
CORAL LANDING ASSISTED LIVING		11	2	15%	13
CARENOW URGENT CARE-HERMITAGE		9	4	31%	13
MINUTE CLINIC LLC # 2033		11	2	15%	13
WANTAGH URGENT CARE		10	3	23%	13
URGENT MEDICAL CENTER INC		5	8	62%	13
Signature Healthcare of Savannah		13			13
WALGREENS # 03608		9	4	31%	13
EAR NOSE AND THROAT ASSOCIATES OF MANATEE, P.A.		10	3	23%	13
AVALON MEDICAL WALK IN CLINIC			13	100%	13
VILLA OF KINGS AND QUEENS OF DELRAY		13			13
CVS MINUTE CLINIC DIAGNOSTIC MED GRP OF SAN		11	2	15%	13
LAKELAND REGIONAL HEALTH GRASSLANDS		12	1	8%	13
MINUTECLINIC DIAGNOSTIC OF TN PC #5671		9	4	31%	13
ADVENTHEALTH MEDICAL GROUP INTERNAL MEDICINE AT		7	6	46%	13
CVS MA594POCT FALMOUTH		12	1	8%	13
CURATIVE		1	12	92%	13
PARKWEST MEDICAL CENTER		11	2	15%	13
MINUTECLINIC DIAGNOSTIC OF RHODE ISLAN		13			13
CVS NC3319POCT CHARLOTTE		10	3	23%	13
SAMARITAN MEDICAL CENTER		13			13
MEDEXPRESS URGENT CARE - MAPLE DRIVE		12	1	8%	13
DEVEREUX FLORIDA CHILDRENS CENTER			13	100%	13
THE PLAZA AT PARKSQUARE		13			13
CVS CT1123POCT SOUTHURY		13			13
CVS CT1109POCT BETHEL		13			13
CVS TX8351POCT BEAUMONT		11	2	15%	13
WORLD WRESTLING ENTERTAINMENT			13	100%	13
MINUTECLINIC DIAGNOSTIC OF MINNESOTA		12	1	8%	13

COVID-19: testing by laboratory

Data through Jun 2, 2021 verified as of Jun 3, 2021 at 09:25 AM

Data in this report are provisional and subject to change.

The numbers in the table below represent the number of Florida and non-Florida residents for whom test results were received by the Department of Health. A person can be tested by more than one laboratory and can have both positive and negative results. **Therefore, the sum of the numbers in each column will be larger than the total number of people tested.**

Reporting lab	Inconclusive	Negative	Positive	Percent positive	Total
CVS SC2736POCT MURRELLS INLET		10	3	23%	13
ORMOND MEDICAL ARTS		3	10	77%	13
AFC URGENT CARE - CEDAR GROVE		11	2	15%	13
MINUTECLINIC, LLC #244		12	1	8%	13
ROCKLEDGE		3	10	77%	13
HEART OF FLORIDA HEALTH CENTER INC		5	8	62%	13
WALGREENS 65 INF Y FRAGOSO (ST 174)		12	1	8%	13
KINGSWAY MEDICAL CENTER INC		10	3	23%	13
GLENBROOKE AT PALM BAY			13	100%	13
ALBION COLLEGE (ABBOTT)		13			13
MINUTECLINIC, LLC #09202		11	2	15%	13
ST VINCENT'S ST CLAIR		10	3	23%	13
SANDGATE GARDENS REHAB & NURSING CENTER		3	10	77%	13
CONSULATE HEALTH CARE OF PENSACOLA			13	100%	13
MINUTE CLINIC, LLC #4650		11	2	15%	13
MEDEXPRESS URGENT CARE - WILLIAMSPORT		12	1	8%	13
Maury Regional Hospital		7	6	46%	13
ESCAMBIA COMMUNITY CLINIC		2	11	85%	13
CARLOS PORTU MD, PLLC		1	12	92%	13
CARROLL GARDENS URGENT CARE		13			13
MEYER PEDIATRICS CHTD		11	2	15%	13
ISLAND COAST PEDIATRICS IN-HOUSE LAB		12	1	8%	13
PUTNAM COUNTY HEALTH DEPARTMENT		13			13
COMPASS URGENT CARE		8	5	38%	13
WALGREENS #10264		13			13
HARBOR CHASE OF JACKSONVILLE			13	100%	13
ACCENTCARE		13			13
CVS MINUTE CLINIC DIAGNOSTIC PA #3060		11	2	15%	13
SENIOR HOME CARE INC		13			13
LANE PEDIATRICS PA		1	12	92%	13
MISSOURI DEPARTMENT OF HEALTH AND SENIOR SERVICES			13	100%	13
RED MOUNTAIN DIAGNOSTICS		13			13
CAPE CORAL URGENT CARE		9	4	31%	13
WALGREEN #6538		13			13
COLLIER HMA PHYSICIAN MANAGEMENT, LLC		2	11	85%	13
CVS NC7213POCT MATTHEWS		10	3	23%	13
CVS OH2342POCT WEST CHESTER		11	2	15%	13
QHG OF ENTERPRISE INC (DBA MEDICAL CTR)		13			13
ALACHUA COUNTY HEALTH DEPARTMENT		1	12	92%	13
Sunnyside Care Center		13			13
SOUTHEAST FAMILY HEALTHCARE CENTER			13	100%	13
CROSS CARE CENTER			13	100%	13
MINUTECLINIC, LLC, DBA MINUTECLINIC #4		12	1	8%	13
CVS NC2313POCT RALEIGH		11	2	15%	13
MAINSTREET FAMILY SELECT		1	12	92%	13
FLORIDA STATE HOSPITAL			13	100%	13

COVID-19: testing by laboratory

Data through Jun 2, 2021 verified as of Jun 3, 2021 at 09:25 AM

Data in this report are provisional and subject to change.

The numbers in the table below represent the number of Florida and non-Florida residents for whom test results were received by the Department of Health. A person can be tested by more than one laboratory and can have both positive and negative results. **Therefore, the sum of the numbers in each column will be larger than the total number of people tested.**

Reporting lab	Inconclusive	Negative	Positive	Percent positive	Total
HNL LAB MEDICINE		10	3	23%	13
Red Dog Mine Medical Clinic		13			13
ADVENTHEALTH MEDICAL GROUP CARE CLINIC AT		9	4	31%	13
BARRANCO CLINIC,THE	3	9	1	8%	13
ONEIDA HEALTHCARE CENTER		10	2	17%	12
CULVER-STOCKTON COLLEGE		10	2	17%	12
VILLA HEALTH NH LLC		10	2	17%	12
PALM BEACH PATHOLOGY		9	3	25%	12
VIBRANT AMERICA		10	2	17%	12
LONG ISLAND JEWISH FOREST HILLS HOSPITAL		12			12
GEORGE W FERGUSON MD-CONCIERGE MEDICAL SERVICES PL		11	1	8%	12
MINUTECLINIC DIAG OF IND, LLC #2387		10	2	17%	12
APPLE DIAGNOSTICS LAB		5	7	58%	12
WELLSTAR ATLANTA MEDICAL CENTER LABORA		11	1	8%	12
BROWARD DIALYSIS			12	100%	12
BAYONET POINT HOSPITAL			12	100%	12
KEY TRAINING CENTER		1	11	92%	12
FLORIDA DEPT OF HEALTH		4	8	67%	12
VITALANT		1	11	92%	12
SUMTER COUNTY HEALTH DEPARTMENT		7	5	42%	12
BENSONHURST URGENT CARE		11	1	8%	12
LAB UNKNOWN		1	11	92%	12
Charles George VAMC		12			12
BROOKDALE CITRUS			12	100%	12
FAMILY PRACTICE OF DAVIE INC			12	100%	12
CVS SC7334POCT LEXINGTON		11	1	8%	12
MINUTECLINIC DIAGNOSTIC OF PA, LLC (1036)		10	2	17%	12
LEON CHD		12			12
MAINE DEPARTMENT OF HEALTH AND HUMAN SERVICES			12	100%	12
STUYVESANT URGENT CARE		12			12
OHIO STATE UNIVERSITY MEDICAL CENTER			12	100%	12
WINDSOR OF GAINESVILLE		12			12
MEDEXPRESS URGENT CARE - BEECH GROVE		11	1	8%	12
GUIDANCE / CARE CENTER, INC		12			12
ST PETER'S UNIVERSITY HOSPITAL		9	3	25%	12
CUMBERLAND HEIGHTS		12			12
METALABDX		12			12
Westchester General Hospital			12	100%	12
FAMILY MEDICINE AT HUNTERS CREEK		12			12
CVS CA9165POCT SAN DIEGO		12			12
WOODLAND TOWERS		6	6	50%	12
THE POTTER'S HOUSE AT CANNON POINT		12			12
CVS NJ617POCT CEDAR GROVE		11	1	8%	12
MINUTE CLINIC LLC #4017		12			12
ILLINOIS DEPARTMENT OF PUBLIC HEALTH		2	10	83%	12
Jewish Home of Rochester		12			12

COVID-19: testing by laboratory

Data through Jun 2, 2021 verified as of Jun 3, 2021 at 09:25 AM

Data in this report are provisional and subject to change.

The numbers in the table below represent the number of Florida and non-Florida residents for whom test results were received by the Department of Health. A person can be tested by more than one laboratory and can have both positive and negative results. **Therefore, the sum of the numbers in each column will be larger than the total number of people tested.**

Reporting lab	Inconclusive	Negative	Positive	Percent positive	Total
COLLIER COUNTY HEALTH DEPT.		7	5	42%	12
MEDPRO URGENT CARE CENTER INC		12			12
MINUTECLINIC MINUTECLINIC #4977		8	4	33%	12
CARE FAST MURABELLA		7	5	42%	12
MI2297090CV HOLLAND-23D2189684		12			12
LONGWOOD PEDIATRICS LLC			12	100%	12
CVS MD2956POCT NEW MARKET		11	1	8%	12
GLEN OAKS HEALTH AND REHABILITATION CENTER			12	100%	12
IMMACULATE HOUSE AT COUNTRYSIDE		12			12
MONROE COUNTY HOSPITAL		9	3	25%	12
AMERICAN HOUSE FORT MYERS		12			12
HEWLETT URGENT CARE, PLLC		12			12
FAMILY HEALTH CENTER AT PORT ST JOHN		4	8	67%	12
CAPE REGIONAL URGENT CARE		12			12
WEST DADE PEDIATRICS			12	100%	12
BRITO MEDICAL CENTER		10	2	17%	12
VERITAS RESEARCH CORP			12	100%	12
MEDEXPRESS URGENT CARE CHARLESTON		8	4	33%	12
FAMILY MEDICINE AT LONGWOOD			12	100%	12
PANCARE HEALTH - WEWA ELEMENTARY			12	100%	12
Rosewood Healthcare and Rehabilitation Center		5	7	58%	12
DAU ORTHODONTICS		11	1	8%	12
TERRACINA LLC		6	6	50%	12
CVS IL8747POCT CHICAGO		11	1	8%	12
SUWANNEE COUNTY JAIL		11	1	8%	12
UNIVERSITY MEDICAL CENTER		8	4	33%	12
CVS GA2236POCT WOODSTOCK		12			12
MERCY HEALTH—MUSKEGON		7	5	42%	12
MEDEXPRESS URGENT CARE - FORT WORTH S		10	2	17%	12
IMMUNOGENOMICS LLC		8	4	33%	12
STPET		10	2	17%	12
IREPERTOIRE_MOL_LAB		12			12
URGENT TEAM MANAGEMENT OF TENNESSEE		10	2	17%	12
FHCP-PORT ORANGE		3	9	75%	12
MEDEXPRESS URGENT CARE - MONROE		12			12
ALL CHILDREN'S HOSPITAL DEPT OF GENERAL PEDIATRICS			12	100%	12
CVS SC4382POCT SPARTANBURG		11	1	8%	12
CVS MINUTE CLINIC DIAGNOSTIC OF TEXAS,LLC		10	2	17%	12
JOHNS HOPKINS ALL CHILDRENS			12	100%	12
CREATIVE PHARMACY SOLUTIONS EAST		12			12
PASSPORT HEALTH			12	100%	12
MINUTECLINIC DIAGNOSTIC OF NEW JERSEY,		11	1	8%	12
MONROE COUNTY FIRE RESCUE		11	1	8%	12
DES PLAINES CLINICAL LAB		3	9	75%	12
ABSOLUTE HEALTH		11	1	8%	12
MINUTECLINIC DIAGNOSTIC OF TN PC #240		10	2	17%	12

COVID-19: testing by laboratory

Data through Jun 2, 2021 verified as of Jun 3, 2021 at 09:25 AM

Data in this report are provisional and subject to change.

The numbers in the table below represent the number of Florida and non-Florida residents for whom test results were received by the Department of Health. A person can be tested by more than one laboratory and can have both positive and negative results. **Therefore, the sum of the numbers in each column will be larger than the total number of people tested.**

Reporting lab	Inconclusive	Negative	Positive	Percent positive	Total
LIFE CARE OF PORT SAINT LUCIE		3	9	75%	12
TMH PHYSICIAN PARTNERS - MONTICELLO		10	2	17%	12
MINUTECLINIC #8760		12			12
ST. PETERSBURG PEDIATRICS			12	100%	12
FRESENIUS KIDNEY CARE DUNEDIN			12	100%	12
ACADIAN DIAGNOSTIC LABORATORIES		8	4	33%	12
CVS MA1022POCT CAMBRIDGE		12			12
DEPARTMENT OF PUBLIC HEALTH		12			12
MINUTECLINIC DIAGNOSTIC OF SC, LLC #7		10	2	17%	12
FLORIDA DEPARTMENT OF HEALTH WASHINGTON COUNTY		7	5	42%	12
GULF COAST REGIONAL BLOOD CENTER			12	100%	12
GENESIS		8	4	33%	12
ORLANDO FAMILY MEDICAL INC		12			12
SAMARITAN HOSPITAL LABORATORY		11	1	8%	12
MERIDIAN AT WATERWAYS, THE		10	2	17%	12
Highland Pines Health and Rehab		11	1	8%	12
JOHN W NORRIS III MD PA	1		11	92%	12
REDMED CLINIC OF ARLINGTON		10	1	9%	11
WALK IN MEDICAL URGENT CARE PC		11			11
CVS PA233POCT NEWTOWN SQUARE		11			11
CVS IL8751POCT CHICAGO		11			11
CVS PA1074POCT KENNETT SQUARE		10	1	9%	11
CELEBRATION PEDIATRICS PA			11	100%	11
PINELLAS COUNTY HEALTH DEPARTMENT		2	9	82%	11
URGENT TEAM - HUNTSVILLE		9	2	18%	11
WELLSTAR WEST GEORGIA MEDICAL CENTER		10	1	9%	11
THE TERRACE OF SAINT CLOUD		9	2	18%	11
ILLINOIS DEPT OF PUBLIC HEALTH LAB - SPRINGFIELD			11	100%	11
NIGHT LITE PEDIATRICS CENTER, LLC		1	10	91%	11
CARENOW URGENT CARE-GREEN HILLS		10	1	9%	11
ST JOSEPHS HOSPITAL PATHOLOGY LAB		8	3	27%	11
NASSAU UNIVERSITY MEDICAL CENTER DEPT		10	1	9%	11
SEMINOLE COUNTY CORRECTIONAL FACILITY		1	10	91%	11
MEDEXPRESS URGENT CARE - WINCHESTER GATEWAY		9	2	18%	11
UNIVERSITY CENTRA CARE		10	1	9%	11
VETERANS AFFAIRS MEDICAL CENTER - OUTPATIENT			11	100%	11
PIEDMONT HENRY HOSPITAL, INC		11			11
BIOTECH CLINICAL LABORATORIES, INC.		1	10	91%	11
Compassionate Care Hospice		11			11
CARENOW URGENT CARE - EAST NASHVILLE		9	2	18%	11
PRIME MEDICAL CARE, LLC		11			11
METHODIST HOSPITAL			11	100%	11
KIDSVILLE PEDIATRICS			11	100%	11
TELEVISIT PALM BAY FAMILY PRACTICE		9	2	18%	11
ORLANDO HEALTH PHYSICIAN ASSOCIATES		4	7	64%	11
Woodstock Nursing and Rehabilitation Center		11			11

COVID-19: testing by laboratory

Data through Jun 2, 2021 verified as of Jun 3, 2021 at 09:25 AM

Data in this report are provisional and subject to change.

The numbers in the table below represent the number of Florida and non-Florida residents for whom test results were received by the Department of Health. A person can be tested by more than one laboratory and can have both positive and negative results. **Therefore, the sum of the numbers in each column will be larger than the total number of people tested.**

Reporting lab	Inconclusive	Negative	Positive	Percent positive	Total
45TH 1		11			11
USCG ABBOTT BINAXNOW		6	5	45%	11
MEDEXPRESS URGENT CARE MORGANTOWN		11			11
ASSOCIATES IN MEDICINE		7	4	36%	11
HARMONIOUS HOME HEALTH, LLC		11			11
CVS NJ715POCT WAYNE		11			11
MINUTECLINIC #2860		8	3	27%	11
CREATIVE TESTING SOLUTIONS		4	7	64%	11
COMMUNITY MEDICAL AND DENTAL CARE INC		11			11
TRIDENT BIOMETRICS		10	1	9%	11
CVS NC7051POCT WAKE FOREST		11			11
DMH STEINHATCHEE FAMILY MEDICINE		8	3	27%	11
MINUTECLINIC, LLC #1470		10	1	9%	11
JBSA-SAM HOUSTON			11	100%	11
CVS NC5591POCT STATESVILLE		9	2	18%	11
CARINGTON MANOR		11			11
MONROE URGENT CARE		10	1	9%	11
ADVENTHEALTH ORLANDO INTERNATIONAL AIRPORT		1	10	91%	11
CVS NJ862POCT MARLBORO		10	1	9%	11
MINUTECLINIC DIAGNOSTIC OF OHIO #3407		10	1	9%	11
MINUTECLINIC #2797		11			11
NORTHEAST FLORIDA HEALTH SERVICES, INC DBA FAMILY HEALTH SOURCE			11	100%	11
UMHC/SYLVESTER AT KENDALL		1	10	91%	11
ELLIS HOSPITAL LABORATORY		10	1	9%	11
NEW HAMPSHIRE DEPARTMENT OF HEALTH AND HUMAN SERVICES		3	8	73%	11
INVESCLINIC US, LLC		11			11
URGENT CARE OF LONGWOOD		1	10	91%	11
ATHENS VETERINARY DIAGNOSTIC LABORATOR		11			11
VITAS HEALTH INC		5	6	55%	11
NIGHT LITE PEDIATRICS CENTER		1	10	91%	11
VIRTUA WEST JERSEY HOSPITAL VOORHEES		9	2	18%	11
CVS TX7827POCT ROUND ROCK		11			11
CROSSROADS URGENT CARE, PLLC		11			11
MOUNT DORA PEDIATRICS		9	2	18%	11
DEPT OF VA MEDICAL CENTER - RICHMOND		10	1	9%	11
BETTER AT HOME		11			11
NORTHSIDE HOSPITAL ATLANTA		4	7	64%	11
AZALEA HEALTH		2	9	82%	11
CVS SC4286POCT EASLEY		5	6	55%	11
EXPRESS TEST			11	100%	11
TROPICANA		5	6	55%	11
URGENT CARE CENTER AT PINNACLE		4	7	64%	11
WALGREENS - STORE #9479		9	2	18%	11
LUXOR SCIENTIFIC LLC		1	10	91%	11
ASSOCIATES MD CYPRESS CREEK			11	100%	11
MICHIGAN DEPARTMENT OF COMMUNITY HEALTH		1	10	91%	11

COVID-19: testing by laboratory

Data through Jun 2, 2021 verified as of Jun 3, 2021 at 09:25 AM

Data in this report are provisional and subject to change.

The numbers in the table below represent the number of Florida and non-Florida residents for whom test results were received by the Department of Health. A person can be tested by more than one laboratory and can have both positive and negative results. **Therefore, the sum of the numbers in each column will be larger than the total number of people tested.**

Reporting lab	Inconclusive	Negative	Positive	Percent positive	Total
PHYSICIANS REGIONAL MEDICAL CTR - COLLIER BLVD			11	100%	11
HEALTH NETWORK LABORATORIES		7	4	36%	11
NHC HealthCare Anniston		11			11
UF HEALTH		1	10	91%	11
St. Annes Nursing Center, St. Annes Residence, Inc.		11			11
RIVERVIEW REGIONAL MEDICAL CENTER		9	2	18%	11
MEDICAL ASSOCIATES OF ENGLEWOOD PC		10	1	9%	11
ALCOVE ASSISTED LIVING FACILITY		11			11
GENOPTIX MEDICAL LABORATORY		10	1	9%	11
NASCAR EVENT MANAGEMENT, LLC		11			11
AIM LABORATORIES			11	100%	11
COLLIER BLVD HMA PHYSICIAN MANAGEMENT,, LLC			11	100%	11
PREMIER TOTAL HEALTHCARE INC		11			11
MEDEXPRESS URGENT CARE PARKERSBURG		9	2	18%	11
CAREATC NEXTERA HEALTH CENTER / GO			11	100%	11
BERRYHILL MANOR		11			11
New York Harbor Harbor HCS - Brooklyn Campus		10	1	9%	11
CARENOW URGENT CARE-MT JULIET		8	3	27%	11
JOSEF SCHENKER, MD, PC		11			11
SEMORAN FAMILY HEALTH LLC		10	1	9%	11
NORTH OKALOOSA PHYSICIAN GROUP		10	1	9%	11
BRANDON REGIONAL EMERGENCY CTR			11	100%	11
PRIMARY CARE SPECIALISTS OF ORLANDO		10	1	9%	11
CVS TX7151POCT HUMBLE		9	2	18%	11
PHOEBE PUTNEY MEMORIAL HOSPITAL		11			11
MEDEXPRESS URGENT CARE, JOHNSTOWN		10	1	9%	11
BOCA RATON REGIONAL HOSPITAL LAB			11	100%	11
WALK-IN MEDICAL CARE			11	100%	11
SEACOAST PATHOLOGY PROFESSIONAL ASSOC		10	1	9%	11
WATSON HEALTHCARE		8	3	27%	11
CLAYMED OF NORTH FLORIDA			11	100%	11
SOMA MEDICAL CENTER MD PA #7 PEDIATRICS			11	100%	11
KEISER UNIVERSITY		11			11
APPALACHIAN REGIONAL HEALTHCARE SYSTEM		10	1	9%	11
PRIMECARE ACQUISITION FAMILY PRACTICE INC		11			11
CHARLOTTE COUNTY HEALTH DEPARTMENT	1	5	5	45%	11
CVS GA2841POCT LAWRENCEVILLE		11			11
NORTH PINELLAS CHILDRENS MEDICAL CENTER INC			11	100%	11
MEDICAL CENTER AFFILIATES WEST PALM			11	100%	11
CVS M08590POCT KANSAS CITY		7	4	36%	11
CVS MINUTE CLINIC DIAGNOSTIC MED GRP OF CAL		10	1	9%	11
CVS MA2172POCT NORTH GRAFTON		11			11
FHPG_EXP CARE W HILLSBOROUGH		1	10	91%	11
WINTER PARK CARE AND REHABILITATION			11	100%	11
WALGREENS #03287		11			11
MONTEFIORE MEDICAL CENTER LABORATORIES - NORTH		11			11

COVID-19: testing by laboratory

Data through Jun 2, 2021 verified as of Jun 3, 2021 at 09:25 AM

Data in this report are provisional and subject to change.

The numbers in the table below represent the number of Florida and non-Florida residents for whom test results were received by the Department of Health. A person can be tested by more than one laboratory and can have both positive and negative results. **Therefore, the sum of the numbers in each column will be larger than the total number of people tested.**

Reporting lab	Inconclusive	Negative	Positive	Percent positive	Total
CHIEFLAND MEDICAL CENTER LLC			11	100%	11
BAYSIDE URGENT CARE CENTER INC		1	10	91%	11
NEW JERSEY DEPARTMENT OF HEALTH COMMUNICABLE DISEASE SERVICE		3	7	70%	10
FLEMING ISLAND CENTER FOR CLINICAL RESEARCH		10			10
PEACE OF MIND REHAB CENTER		10			10
BROOKDALE WEST MELBOURNE			10	100%	10
MINUTECLINIC DIAGNOSTIC OF NEVADA #87		5	5	50%	10
SOUTH FLORIDA ENT ASSOCIATES, INC			10	100%	10
ALABAMA DEPARTMENT OF PUBLIC HEALTH		1	9	90%	10
ALABAMA MEDICAL GROUP		10			10
CARESOUTH HHA HOLDINGS OF THE BAY AREA LLC		10			10
MEDEX REGIONAL LABORATORIES LLC		1	9	90%	10
ARCHBOLD MEMORIAL HOSPITAL/LAB		3	7	70%	10
ACCESS PHARMACY		10			10
MINUTE CLINIC DIAGNOSTIC OF VIRGINIA, LLC #7543		8	2	20%	10
CORONA PATHOLOGY		10			10
LAKE PEDIATRICS			10	100%	10
RPC@HODGES		2	8	80%	10
LAB DISTRICT, INC		10			10
MINUTE CLINIC #8979		9	1	10%	10
Avalon Healthcare and Rehabilitation Center			10	100%	10
BROWARD HEALTH CARE			10	100%	10
NEUROSCIENCE AND SPINE ASSOCIATES, PL		8	2	20%	10
ENCOMPASS HEALTH REHABILITATION HOSPI		10			10
MINUTECLINIC DIAGNOSTIC OF OHIO #6192		8	2	20%	10
MINUTE CLINIC LLC #1448		9	1	10%	10
CVS GA7064POCT STOCKBRIDGE		10			10
PBC PREMIER FAMILY HEALTH			10	100%	10
TENNESSEE DEPARTMENT OF HEALTH (TDH) - CENTRAL LABORATORY		2	8	80%	10
MEDEXPRESS URGENT CARE - WASHINGTON		8	2	20%	10
IAN C BOYKIN MD		7	3	30%	10
CVS DC1340POCT WASHINGTON		10			10
MOLECULAR PATHOLOGY LABORATORY			10	100%	10
LEHIGH REGIONAL MEDICAL CENTER LABORATORY		4	6	60%	10
VETERNANS ADMINISTRATION			10	100%	10
MINUTE CLINIC INCORPORATE		10			10
NATURE COAST REGIONAL MEDICAL CENTER		1	9	90%	10
MINUTECLINIC DIAGNOSTIC OF NORTH CAROLINA PC #5341		7	3	30%	10
MINUTECLINIC DIAGNOSTIC OF TN PC #242		7	3	30%	10
MOSOLF PEDIATRICS			10	100%	10
ANY LAB TEST NOW INC			10	100%	10
MEDICAL LABORATORY DIAGNOSTICS			10	100%	10
NORTON HEALTHCARE			10	100%	10
MINUTE-CLINIC DIAGNOSTIC OF VIRGINIA, LLC #794		9	1	10%	10
MINUTECLINIC DIAGNOSTIC OF VIRGINIA, LLC #1656		10			10
JACKSON CLINIC PA,THE		6	4	40%	10

COVID-19: testing by laboratory

Data through Jun 2, 2021 verified as of Jun 3, 2021 at 09:25 AM

Data in this report are provisional and subject to change.

The numbers in the table below represent the number of Florida and non-Florida residents for whom test results were received by the Department of Health. A person can be tested by more than one laboratory and can have both positive and negative results. **Therefore, the sum of the numbers in each column will be larger than the total number of people tested.**

Reporting lab	Inconclusive	Negative	Positive	Percent positive	Total
MEDEXPRESS URGENT CARE-PETERS TWP		9	1	10%	10
HIGH TOWER ALF LLC		9	1	10%	10
BELLE GLADES HEALTH CLINIC			10	100%	10
EMERGENCY MEDICAL CENTER		4	6	60%	10
ELEMENT PRIMARY CARE LLC		9	1	10%	10
HCR MANORCARE		10			10
CVS TX4397POCT CYPRESS		10			10
MINUTECLINIC DIAGNOSTIC OF NORTH CAROLINA PC #7054		7	3	30%	10
ALBANY MEDICAL CENTER		9	1	10%	10
DEPARTMENT OF HEALTH AND HUMAN SERVICES LANSING			10	100%	10
SAVANNAH MANOR ASSISTED LIVING COMMUNITY			10	100%	10
OKLAHOMA STATE DEPARTMENT OF HEALTH-PUBLIC HEALTH LABORATORY			10	100%	10
MIAMI COMPREHENSIVE MEDICINE GROUP PA		4	6	60%	10
FLORIDA CLINICAL LAB		1	9	90%	10
MEDICAL CENTER, THE		9	1	10%	10
WALGREENS #10972	1	9			10
PRORENATA LABS		2	8	80%	10
GLADES COUNTY DETENTION CENTER		1	9	90%	10
BEAUMONT LABORATORY			10	100%	10
PHYSICIANS FOR CHILDREN			10	100%	10
VASCONCELLO COHEN MD PA		9	1	10%	10
IU HEALTH PATHOLOGY		1	9	90%	10
EXCEL URGENT CARE OF PARAMUS LLC		10			10
SONATA VERO BEACH		10			10
DOH-TAMPA BRANCH LABORATORY (MLK BLVD)		4	6	60%	10
CHEMISYS LABORATORIES		2	8	80%	10
VENICE GREEN VILLAGE		3	7	70%	10
CVS TN4624POCT KNOXVILLE		9	1	10%	10
PREMIER MEDICAL CLINIC		8	2	20%	10
CAPRONA GROUP HOME		4	6	60%	10
ROSEMONT GARDENS INC		9	1	10%	10
Chestnut Park Rehabilitation and Nursing Center		10			10
WALGREENS #07589		9	1	10%	10
STATEN ISLAND CHAI CARE		9	1	10%	10
CVS MINUTE CLINIC DIAG OF IND LLC #5206		9	1	10%	10
MINUTECLINIC OF NEVADA-2955 S FT APACH		10			10
PALMS WEST HOSPITAL			10	100%	10
MINUTE CLINIC DIAGNOSTIC OF MICHIGAN PC		10			10
ST VINCENT'S CHILTON		8	2	20%	10
ST JOSEPH'S HOSPITAL NORTH LABORATORY			10	100%	10
WILLIAMSBURGH CHAI CARE		9	1	10%	10
GO PATH LABORATORIES			10	100%	10
CHILDREN'S HEALTHCARE OF ATLANTA/EGLESTON		10			10
NORTHSIDE HOSPITAL- CHEROKEE		8	2	20%	10
ARBORS OF GULF BREEZE, THE		8	2	20%	10
CVS M08556POCT KANSAS CITY		8	2	20%	10

COVID-19: testing by laboratory

Data through Jun 2, 2021 verified as of Jun 3, 2021 at 09:25 AM

Data in this report are provisional and subject to change.

The numbers in the table below represent the number of Florida and non-Florida residents for whom test results were received by the Department of Health. A person can be tested by more than one laboratory and can have both positive and negative results. **Therefore, the sum of the numbers in each column will be larger than the total number of people tested.**

Reporting lab	Inconclusive	Negative	Positive	Percent positive	Total
VILLAGE PLACE HEALTH AND REHAB		9	1	10%	10
PALM BEACH CDH - DELRAY BEACH			10	100%	10
MAINSTREET FAMILY CARE			10	100%	10
CHRISTUS ST VINCENT LABORATORY - ZIA		10			10
BREVARD FAMILY WALK IN CLINIC			10	100%	10
CVS TX7825POCT FRISCO		8	2	20%	10
SUPERIOR RESIDENCES OF CLERMONT		2	8	80%	10
WELLMED AT FORT PIERCE		8	2	20%	10
CITY OF TALLAHASSEE		10			10
NORTHEAST ALABAMA REGIONAL MEDICAL CENTER		7	3	30%	10
Centrastate Medical Center		9	1	10%	10
DANIEL M LIBBY MD PLLC		10			10
NOT INDICATED		1	9	90%	10
SOUTHEASTERN PEDIATRIC ASSOCIATES			10	100%	10
SARASOTA PERSONAL MEDICINE		7	3	30%	10
MINUTECLINIC # 21110		8	2	20%	10
GILCHRIST COUNTY FIRE DEPARTMENT		4	6	60%	10
CVS NC3853POCT BURLINGTON		7	3	30%	10
ORLANDO MEDICAL CENTER PL		1	9	90%	10
CVS MA507POCT LEOMINSTER		8	2	20%	10
DOMINICAN COLLEGE STUDENT HEALTH CENTE		8	2	20%	10
SIMPLE LABORATORIES LLC		10			10
CVS TN7289POCT SIGNAL MOUNTAIN		10			10
LONGWOOD FAMILY MEDICINE		4	6	60%	10
PLYMOUTH HARBOR INCORPORATED		9	1	10%	10
KR AT COLLEGE HARBOR		10			10
LAWRENCE TECHNOLOGICAL UNIVERSITY		10			10
MEDEXPRESS URGENT CARE - FAYETTEVILLE		8	2	20%	10
LAKE BALDWIN CBOC		9	1	10%	10
NORTHSHORE UNIVERSITY HEALTHSYSTEM EVANSTON HOSPITAL LAB			10	100%	10
FLORIDA SCHOOL FOR THE DEAF AND THE BLIND		1	9	90%	10
PANCARE HEALTH - VERNON ELEMENTARY			10	100%	10
JOHN T MATHER MEMORIAL HOSPITAL LABORATORY		9	1	10%	10
MEDEXPRESS URGENT CARE-KATY		7	3	30%	10
MINUTECLINIC DIAG OF IND LLC #8651		9	1	10%	10
KEY WEST URGENT CARE, INC		3	7	70%	10
MINUTECLINIC DIAGNOSTIC OF OHIO #4401		10			10
WALGREENS # 09788		9	1	10%	10
CVS PHARMACY #8800		8	2	20%	10
DELTONA VA CBOC		8	2	20%	10
PM PEDIATRICS OF BAYSIDE PLLC		10			10
CVS OH2543POCT CANFIELD		7	3	30%	10
SOUTHEAST GEORGIA HEALTH SERVICES, LLC		10			10
CVS PHARMACY NO 274		9	1	10%	10
COMMUNITY HEALTH CENTER		2	8	80%	10
CBC LAB		3	7	70%	10

COVID-19: testing by laboratory

Data through Jun 2, 2021 verified as of Jun 3, 2021 at 09:25 AM

Data in this report are provisional and subject to change.

The numbers in the table below represent the number of Florida and non-Florida residents for whom test results were received by the Department of Health. A person can be tested by more than one laboratory and can have both positive and negative results. **Therefore, the sum of the numbers in each column will be larger than the total number of people tested.**

Reporting lab	Inconclusive	Negative	Positive	Percent positive	Total
BROOKDALE PANAMA CITY		9	1	10%	10
CVS MINUTE CLINIC DIAGNOSTIC OF KANSAS, PA		9			9
PATEL MEDICAL VENTURES		8	1	11%	9
BRENNITY AT VERO BEACH, THE			9	100%	9
CVS OH6123POCT CINCINNATI		6	3	33%	9
MINUTECLINIC DIAG OF IND, LLC #10190		8	1	11%	9
MEDEXPRESS URGENT CARE - BATTLE CREEK		6	3	33%	9
LOREY ALF		9			9
JUPITER CLINIC			9	100%	9
BIRMINGHAM VAMC		5	4	44%	9
SV DIAGNOSTIC LAB			9	100%	9
PALM BAY URGENT CARE PL		1	8	89%	9
MINUTECLINIC DIAGNOSTIC MED GRP OF CA		8	1	11%	9
NEMOURS CHILDREN'S PRIMARY CARE VERO BEACH			9	100%	9
INSPIRED LIVING AT PALM BAY		7	2	22%	9
GULF COAST PEDIATRICS OF SARASOTA PA		2	7	78%	9
TIFT REGIONAL HLTH SYSTEM, INC DBA SOU		9			9
LEMOYNE COLLEGE WELLNESS CENTER FOR		9			9
Nashville Central Laboratory		9			9
MAGNOLIA MANOR			9	100%	9
ADVENTHEALTH CARE CENTER APOPKA NORTH		9			9
CVS MD1881POCT DUNKIRK		9			9
NORTHSIDE MEDICAL CENTER		9			9
FLORIDA ADDICTION AND RECOVERY CENTER INC		9			9
MINUTECLINIC DIAGNOSTICS OF IND LLC		6	3	33%	9
MEDICANA NURSING AND REHAB CENTER			9	100%	9
MIDMICHIGAN MEDICAL CENTER			9	100%	9
FLORIDA MENTOR		7	2	22%	9
BEAUMONT EMERGENCY CENTER			9	100%	9
WALGREENS #09475		8	1	11%	9
CVS TX10016POCT PRINCETON		9			9
FLORIDA HOSPITAL WINTER PARK		7	2	22%	9
Baptist Village Retirement Communities		9			9
UHEALTH UNIVERSITY OF MIAMI			9	100%	9
ALLIANCE HEALTH AND REHABILITATION CENTER		9			9
ST. CLOUD PHARMACY AND WELLNESS CENTER		5	4	44%	9
TRUSTBRIDGE			9	100%	9
SYNEXUS CLINICAL RESEARCH US INC		2	7	78%	9
MEDEXPRESS ELKINS		9			9
GCPM MANUAL MICROBIOLOGY		1	8	89%	9
NITIN BAWA PROFESSIONAL ASSOCIATES			9	100%	9
MOBILE RESPONSE DIAGNOSTICS LLC		8	1	11%	9
NORTHWEST FLORIDA COMMUNITY HOSPITAL LABORATORY		8	1	11%	9
TRINITY PEDIATRICS			9	100%	9
MINUTECLINIC MINUTECLINIC #921		8	1	11%	9
ADVENTHEALTH MEDICAL GROUP FAMILY AND INTERNAL		8	1	11%	9

COVID-19: testing by laboratory

Data through Jun 2, 2021 verified as of Jun 3, 2021 at 09:25 AM

Data in this report are provisional and subject to change.

The numbers in the table below represent the number of Florida and non-Florida residents for whom test results were received by the Department of Health. A person can be tested by more than one laboratory and can have both positive and negative results. **Therefore, the sum of the numbers in each column will be larger than the total number of people tested.**

Reporting lab	Inconclusive	Negative	Positive	Percent positive	Total
CLEARWATER PEDIATRIC CARE		1	8	89%	9
ORLANDO FAMILY PHYSICIANS			9	100%	9
MINUTECLINIC, LLC #1452		8	1	11%	9
AFC/DOCTORS EXPRESS NORTH BERGEN		7	2	22%	9
CVS PA1296POCT DREXEL HILL		6	3	33%	9
WATERFORD AT CREEKSIDE, THE			9	100%	9
CVS NC6402POCT DAVIDSON		6	3	33%	9
EP LTC PHARMACY		7	2	22%	9
CVS PA4077POCT BELLE VERNON		9			9
PUTNAM FAMILY CARE INC		3	6	67%	9
ST CHARLES HOSPITAL LABORATORY		9			9
CAPE REGIONAL URGENT CARE MARMORA		8	1	11%	9
HOME CARE PHARMACY OF PALM COAST INC		9			9
ROSECASTLE			9	100%	9
NORTHERN DUTCHESS HOSPITAL LABORATORY		7	2	22%	9
MINUTECLINIC LLC (2335)		8	1	11%	9
MEDEXPRESS URGENT CARE - HOT SPRINGS		9			9
CVS OH3476POCT TIPP CITY		8	1	11%	9
CVS TX1104POCT ALLEN		8	1	11%	9
CENTREX CLINICAL LABS INC		9			9
FLORIDA CENTER FOR DERMATOLOGY LABORATORY			9	100%	9
MEDERI CARETENDERS VS OF SE FL LLC DBA		8	1	11%	9
MEDEXPRESS URGENT CARE - STAUNTON		5	4	44%	9
SUPREME LABORATORY			9	100%	9
MEDHELP NARROWS		9			9
CHAPTERS HEALTH HOSPICE		9			9
CVS CA9721POCT ARCADIA		9			9
CVS MINUTE CLINIC DIAGNOSTIC OF NEW JERSEY		9			9
MEDEXPRESS URGENT CARE - HOLLINS		8	1	11%	9
BUENA VIDA ESTATES			9	100%	9
Consulate Health Care of Brandon		7	2	22%	9
MEDEXPRESS URGENT CARE - IRVING		9			9
OMNI			9	100%	9
OUR HOME AT BEACON HILL			9	100%	9
CVS MA394POCT SEEKONK		9			9
PBSO HEALTH AND WELLNESS CENTER		1	8	89%	9
EASTSIDE MEDICAL CENTER		8	1	11%	9
SCOTTS PHARMACY		8	1	11%	9
CVS MA1845POCT WILMINGTON		8	1	11%	9
ETHOS LABORATORIES		7	2	22%	9
WALGREENS #09304		7	2	22%	9
ADVENTHEALTH MEDICAL GROUP ADULT AND SENIOR HEALTH		4	5	56%	9
PRECISION GENETICS			9	100%	9
RANDOLPH DIABETES AND WELLNESS		8	1	11%	9
URGENT TEAM - NASHVILLE		8	1	11%	9
CVS RI1717POCT 1 CVS DR			9	100%	9

COVID-19: testing by laboratory

Data through Jun 2, 2021 verified as of Jun 3, 2021 at 09:25 AM

Data in this report are provisional and subject to change.

The numbers in the table below represent the number of Florida and non-Florida residents for whom test results were received by the Department of Health. A person can be tested by more than one laboratory and can have both positive and negative results. **Therefore, the sum of the numbers in each column will be larger than the total number of people tested.**

Reporting lab	Inconclusive	Negative	Positive	Percent positive	Total
MEDEXPRESS URGENT CARE - RICHMOND, NINE MILE RD		8	1	11%	9
Louis Stokes Cleveland VA - Midtown Dialysis Center		9			9
MOULTRIE CREEK NURSING AND REHAB			9	100%	9
SANITAS LAUDERDALE LAKES			9	100%	9
CVS NC3803POCT MOORESVILLE		8	1	11%	9
DISCOVERY VILLAGE AT STUART		5	4	44%	9
SUNSHINE STATE DIALYSIS			9	100%	9
HEALTH AND WELLNESS CENTER		1	8	89%	9
ORLANDO HEALTH PHYSICIAN GROUP INC		6	3	33%	9
CHILDREN'S HEALTH CENTER INC.		7	2	22%	9
CURATIVE TEXAS			9	100%	9
MARINA ISLE ASSISTED LIVING		9			9
VAIL VALLEY MEDICAL CENTER			9	100%	9
WINTER PARK INTERNAL MEDICINE MD PA		7	2	22%	9
CAYUGA COUNTY HEALTH DEPARTMENT		8	1	11%	9
CORE OCCUPATIONAL RESOURCES, LLC		5	4	44%	9
MARTHA A PRICE MD PA		4	5	56%	9
ST CHARLES BEND LABORATORY		8	1	11%	9
MIDWAY SPECIALTY CARE CENTER INC		9			9
ENCOMPASS HOME HEALTH OF THE SOUTHEAST LLC		9			9
WADSWORTH CENTER - DAVID AXELROD INSTITUTE		8	1	11%	9
CVS CT718POCT ANSONIA		9			9
COMPREHENSIVE CLINICAL RESEARCH, LLC			9	100%	9
ADVENTHEALTH CAR CENTER APOPKA			9	100%	9
CIAN DIAGNOSTICS			9	100%	9
MEDEXPRESS URGENT CARE, CHAMBERSBURG		8	1	11%	9
CITYMD		1	8	89%	9
SUNCREST OMNI		9			9
INDIANA STATE DEPARTMENT OF HEALTH LABORATORIES			9	100%	9
LUTHERAN SERVICES FLORIDA-DREAM CENTER		6	3	33%	9
MINUTECLINIC, LLC #03268		8	1	11%	9
MINUTECLINIC DIAGNOSTIC OF VIRGINIA, LLC		9			9
WINDSOR OF SAN PABLO, THE		6	3	33%	9
BAYFRONT HEALTH ST PETERSBURG		8	1	11%	9
MEDEXPRESS URGENT CARE - STATE COLLEGE		7	2	22%	9
OSWEGO HOSPITAL LABORATORY		8	1	11%	9
OHIO DEPARTMENT OF HEALTH			9	100%	9
HEALTHY MINORS PEDIATRIC URGENT CARE		7	2	22%	9
SCHOOL OF PHARMACY AND PHARMACEUTICAL		9			9
GLEN FALLS HOSPITAL DEPARTMENT OF PATHOLOGY		8	1	11%	9
DASCENA LABORATORY			9	100%	9
MINUTECLINIC DIAGNOSTIC OF KANSAS PA		9			9
MEDEXPRESS URGENT CARE - SWANSEA, N ILLINOIS ST		8	1	11%	9
DIXITKUMAR N MODI MD PA			9	100%	9
Sunset Lake Health and Rehabilitation Center		8	1	11%	9
PENSACOLA CLUSTER			9	100%	9

COVID-19: testing by laboratory

Data through Jun 2, 2021 verified as of Jun 3, 2021 at 09:25 AM

Data in this report are provisional and subject to change.

The numbers in the table below represent the number of Florida and non-Florida residents for whom test results were received by the Department of Health. A person can be tested by more than one laboratory and can have both positive and negative results. **Therefore, the sum of the numbers in each column will be larger than the total number of people tested.**

Reporting lab	Inconclusive	Negative	Positive	Percent positive	Total
PONTE VEDRA PLASTIC SURGERY		9			9
ACCESS CARE MEDICAL GROUP LLC		2	7	78%	9
CVS MD4371POCT OCEAN CITY		9			9
FHPG_EXP CARE PALM HARBOR			9	100%	9
MINUTE-CLINIC DIAGNOSTIC OF VIRGINIA, LLC #3949		9			9
SOUTHERN CORRECTIONAL MEDICINE LLC		9			9
VAULT MEDICAL SERVICES		8	1	11%	9
CVS OH3458POCT BEAVERCREEK		9			9
THE READING HOSPITAL & MEDICAL CENTER			9	100%	9
CVS PA10034POCT PITTSBURGH		9			9
PEDIATRIC HEALTH CARE ALLIANCE			9	100%	9
REMISE OCCUPATIONAL HEALTH SOLUTIONS INC			9	100%	9
NORTHSIDE GWINNETT HOSPITAL		8	1	11%	9
UCARE			9	100%	9
FLORIDA HEART AND VASCULAR MULTISPECIALTY GROUP		8	1	11%	9
CVS IN6551POCT MOORESVILLE		7	2	22%	9
DIXIE COUNTY EMERGENCY SERVICES		3	6	67%	9
CVS IN6654POCT INDIANAPOLIS		8	1	11%	9
ST. JOSEPH HOSPITAL AND HEALTH CARE INC.			9	100%	9
KINDRED_AIMS		9			9
CALIFORNIA DEPARTMENT OF PUBLIC HEALTH		3	6	67%	9
SKR MEDICAL ADVISORS		9			9
WESTCHESTER GENERAL HOSPITAL BLOOD GAS LAB			9	100%	9
MINUTECLINIC DIAGNOSTIC OF OHIO #6147		7	2	22%	9
MILLER COUNTY HOSPITAL		9			9
COMPASS PROVIDENCE URGENT CARE LLLP			9	100%	9
FAYETTE MEDICAL CENTER LAB		9			9
CVS IN6713POCT BLOOMINGTON		9			9
CANDLER HOSPITAL PATHOLOGY LABORATORY		7	2	22%	9
DISPATCHHEALTH-FLORIDA INC		9			9
CVS IN3975POCT JEFFERSONVILLE		6	3	33%	9
MANATEE COUNTY CENTRAL JAIL		9			9
MINUTECLINIC DIAGNOSTIC OF KENTUCKY		9			9
NORTHSIDE HOSPITAL		2	7	78%	9
DOH JACKSONVILLE CENTRAL LABORATORY		3	5	63%	8
SURGOINSVILLE PHARMACY		8			8
DEPARTMENT OF HEALTH- CITRUS COUNTY		1	7	88%	8
HUNTINGTON VILLAGE URGENT CARE		8			8
CVS IL8744POCT BROOKFIELD		8			8
MINUTECLINIC DIAG OF IND, LLC #6910		8			8
DIAGNOSTIC CLINIC		7	1	13%	8
FLORIDA DEPARTMENT OF HEALTH IN SARASOTA COUNTY		7	1	13%	8
CVS AZ9210POCT SCOTTSDALE		8			8
BARTON PARKER OD PC		8			8
The Grand at Rome Nursing and Rehabilitation		8			8
ORMOND BEACH CENTRA CARE			8	100%	8

COVID-19: testing by laboratory

Data through Jun 2, 2021 verified as of Jun 3, 2021 at 09:25 AM

Data in this report are provisional and subject to change.

The numbers in the table below represent the number of Florida and non-Florida residents for whom test results were received by the Department of Health. A person can be tested by more than one laboratory and can have both positive and negative results. **Therefore, the sum of the numbers in each column will be larger than the total number of people tested.**

Reporting lab	Inconclusive	Negative	Positive	Percent positive	Total
RECOVERY VILLAGE AT UMATILLA, LLC			8	100%	8
DOTHAN PEDIATRIC CLINIC			8	100%	8
LAKE CONWAY URGENT CARE LLC		2	6	75%	8
MEDEXPRESS URGENT CARE - CULPEPER		8			8
ALLINA HEALTH - ABBOTT NORTHWESTERN HOSPITAL		5	3	38%	8
CVS IL8750POCT CHICAGO		6	2	25%	8
CONSULATE HEALTH CARE		7	1	13%	8
CVS HEALTH, #1994		6	2	25%	8
MINUTECLINIC DIAG OF IND LLC #1138		7	1	13%	8
JX REF LAB			8	100%	8
Winer Haven Health and Rehabilitation Center		8			8
REHABILITATION CENTER OF WINTER PARK,THE		4	4	50%	8
CVS PA2582POCT SPRINGFIELD		6	2	25%	8
APEX HOME HEALTH CARE		7	1	13%	8
KIS URGENT CARE			8	100%	8
DOCTOR'S IN-HOUSE LAB/COMMUNITY HEALTH CENTERS OF PINELLAS - CLEARWATE			8	100%	8
YORK HOSPITAL: MICROBIOLOGY			8	100%	8
VENTURA HEALTH AND REHABILITATION CENTER		7	1	13%	8
GENE STREET LABORATORIES, LLC		6	2	25%	8
CVS CA9751POCT AGOURA		8			8
MEDEXPRESS URGENT CARE - TARENTUM		6	2	25%	8
WEXFORD HEALTH SOURCES INC		8			8
UNIVERSITY OF WASHINGTON MEDICAL CENTER			8	100%	8
MINUTECLINIC DIAGNOSTIC OF WISCONSIN, LLC		7	1	13%	8
INTERNAL MEDICINE ASSOCIATES OF JACKSON HOSPITAL			8	100%	8
SOMA MEDICAL CENTER PA #3 GREENACRES			8	100%	8
TERENCE B MITCHELL MD, INC		4	4	50%	8
PUTNAM COUNTY EMERGENCY RESCUE SERVICE		5	3	38%	8
MEDEXPRESS URGEN CARE - EAST BRUNSWICK		8			8
LOUISIANA DEPT OF HEALTH			8	100%	8
CVS MA634POCT KINGSTON		6	2	25%	8
AIRCARE INTERNATIONAL		7	1	13%	8
DR. PHILLIPS MEDICAL WELLNESS CENTER		4	4	50%	8
KANSAS DEPARTMENT OF HEALTH		2	6	75%	8
MINUTECLINIC DIAGNOSTIC OF OHIO #7790		6	2	25%	8
CVS CT692POCT NORTH HAVEN		8			8
LAB UNKNOW		6	2	25%	8
METHODIST HEALTHCARE UNIVERSITY HOSPIT		8			8
WIREGRASS MEDICAL CENTER			8	100%	8
ENTRUST IMMEDIATE CARE			8	100%	8
Enterprise Health and Rehabilitation Center		8			8
CVS TX8322POCT AUSTIN		8			8
Rutgers Health Rwj University Hospital - Laboratory		5	3	38%	8
FLORIDA HOSPITAL APOPKA		7	1	13%	8
MEDEXPRESS URGENT CARE - CLARKSBURG		7	1	13%	8
MEDEXPRESS - WILMINGTON CONCORD PIKE		7	1	13%	8

COVID-19: testing by laboratory

Data through Jun 2, 2021 verified as of Jun 3, 2021 at 09:25 AM

Data in this report are provisional and subject to change.

The numbers in the table below represent the number of Florida and non-Florida residents for whom test results were received by the Department of Health. A person can be tested by more than one laboratory and can have both positive and negative results. **Therefore, the sum of the numbers in each column will be larger than the total number of people tested.**

Reporting lab	Inconclusive	Negative	Positive	Percent positive	Total
FLORIDA DIGESTIVE AND LIVER SPECIALISTS		7	1	13%	8
LEWIS COUNTY MANOR		8			8
MINUTECLINIC, LLC #1796		7	1	13%	8
CVS OH10893POCT PARMA		5	3	38%	8
PALM BEACH COUNTY HEALTH DEPARTMENT LABORATORY			8	100%	8
FHMG_FM AND IM AVALON PARK		2	6	75%	8
ALL CHILDREN'S HOSPITAL		1	7	88%	8
BROWNE MEDICAL LLC		6	2	25%	8
EXECUTIVE MEDICAL SERVICES		8			8
MID-HUDSON VALLEY DIVISION OF WESTCHESTER MEDICAL		8			8
CVS NC5532POCT SUMMERFIELD		8			8
MEDEXPRESS URGENT CARE - BLUEFIELD		7	1	13%	8
PRIMBIO RESEARCH INSTITUTE LLC		8			8
SLOPESIDE LABS AND TESTING, LLC - THE HIDEOUT AT BUTTERMILK MOUNTAIN		8			8
MEDEXPRESS URGENT CARE - PRINCETON		7	1	13%	8
NORTHPORT MEDICAL CENTER LAB		8			8
ALLEGRO - TAMPA	1	4	3	38%	8
WELLIGENT		1	7	88%	8
TRUE HEALTH		5	3	38%	8
Florida Clinical Laboratory		1	7	88%	8
MOBILE HEALTH MEDICAL SERVICES PC		8			8
CAREPOINT CLINIC		5	3	38%	8
LOVELACE MEDICAL CENTER		8			8
MEDEXPRESS URGENT CARE, BUTLER		5	3	38%	8
GEISINGER MEDICAL CENTER		2	6	75%	8
Northport VAMC		8			8
CVS NJ2508POCT MANALAPAN		8			8
WHITE SANDS OUTPATIENT SERVICES (WSOP SERVICES LLC)		8			8
MAGNOLIA PEDIATRICS GROUP LLC			8	100%	8
SEA LEVEL LABS			8	100%	8
CVS OH2518POCT COLUMBUS		7	1	13%	8
Robert Wood Johnson University Hospital		6	2	25%	8
GALLUP INDIAN MEDICAL CENTER		8			8
ELEVATION HEALTH LABORATORY		8			8
ATLANTIC CONSOLIDATED LABORATORY		8			8
NORTHDALE REHABILITATION CENTER			8	100%	8
BAPTIST OUTPATIENT			8	100%	8
HOLY NAME MEDICAL CENTER	1	6	1	13%	8
URGENT TEAM - MUSCLE SHOALS		8			8
MINUTECLINIC DIAGNOSTIC OF VIRGINIA, LLC #1980		6	2	25%	8
ADVANCED RESEARCH FOR HEALTH IMPROVEMENT		6	2	25%	8
PBC FOUND CARE INC			8	100%	8
VENICE REGIONAL MEDICAL CENTER			8	100%	8
DOCTOR'S IN HOUSE LAB			8	100%	8
FOUNTAINVIEW BY FIVE STAR QUALITY CARE		7	1	13%	8
COMPASSION PEDIATRIC URGENT CARE LLC		2	6	75%	8

COVID-19: testing by laboratory

Data through Jun 2, 2021 verified as of Jun 3, 2021 at 09:25 AM

Data in this report are provisional and subject to change.

The numbers in the table below represent the number of Florida and non-Florida residents for whom test results were received by the Department of Health. A person can be tested by more than one laboratory and can have both positive and negative results. **Therefore, the sum of the numbers in each column will be larger than the total number of people tested.**

Reporting lab	Inconclusive	Negative	Positive	Percent positive	Total
CVS CA9103POCT ESCONDIDO		8			8
SHEEPSHEAD BAY URGENT CARE		8			8
CVS SC4122POCT TAYLORS		8			8
NEOGENOMICS LABORATORIES, INC		8			8
SUNSHINE LABORATORY LLC		8			8
GOLISANO CHILDREN'S HOSPITAL OF SOUTHWEST FLORIDA		6	2	25%	8
MEDEXPRESS URGENT CARE - HUNTINGTON WE		8			8
MINUTECLINIC DIAG OF IND, LLC #6648		6	2	25%	8
HEALTHMARK REGIONAL HOSPITAL LAB		4	4	50%	8
SALINE CARE NURSING & REHABILITATION CENTER		8			8
WYOMING COUNTY COMMUNITY HOSPITAL LABORATORY		8			8
MEDEXPRESS URGENT CARE MURRYSVILLE		6	2	25%	8
FHCP-ORANGE CITY			8	100%	8
CVS KY2332POCT GEORGETOWN		7	1	13%	8
ROBERT WOOD JOHNSON HOSPITAL		7	1	13%	8
NOVADX		2	6	75%	8
CIGNA ONSITE HEALTH LLC		2	6	75%	8
INTERNAL MEDICINE AND AESTHETICS OF NAPLES LLC		8			8
COMPASSION PEDIATRICS		3	5	63%	8
CVS TX10140POCT THE WOODLANDS		7	1	13%	8
ST CLOUD PHYSICIAN MANAGMENT LLC		7	1	13%	8
PIEDMONT FAYETTE HOSPITAL		6	2	25%	8
MEDEXPRESS URGENT CARE - MT LEBANON		5	3	38%	8
CVS CT750POCT ENFIELD		8			8
PAUL GRECO MD CONCIERGE MEDICAL SERVICES PL		8			8
CVS NV9841POCT RENO		4	4	50%	8
MINUTECLINIC, LLC #05038		8			8
BLOOMING GARDENS OF CARE INC		8			8
CARE ATC - CITY OF BOYNTON BEACH	1	2	5	63%	8
Edward Hines, Jr. VA Hospital		7	1	13%	8
CVS NJ836POCT RUNNEMEDE		8			8
CLAY PRIMARY & FAMILY CARE LLC			8	100%	8
VIERA PEDIATRICS		2	6	75%	8
MEDEXPRESS URGENT CARE PORT HURON		7	1	13%	8
MEDEXPRESS URGENT CARE - YORK		5	3	38%	8
PROVIDENCE LABORATORY SERVICES		8			8
MINUTECLINIC DIAGNOSTIC OF NEVADA-9586		7	1	13%	8
CVS IN8669POCT INDIANAPOLIS		7	1	13%	8
VERMONT DEPARTMENT OF HEALTH		1	7	88%	8
SARAH LAWRENCE COLLEGE HEALTH SERVICES		8			8
MEDEXPRESS URGENT CARE - MIDLOTHIAN		7	1	13%	8
GENEUS DIAGNOSTICS			8	100%	8
CVS SC5550POCT CLOVER		7	1	13%	8
NON-US		1	7	88%	8
BIOTECH PHARMACEUTICAL GROUP LLC			8	100%	8
MEDEXPRESS URGENT CARE-PASADENA		8			8

COVID-19: testing by laboratory

Data through Jun 2, 2021 verified as of Jun 3, 2021 at 09:25 AM

Data in this report are provisional and subject to change.

The numbers in the table below represent the number of Florida and non-Florida residents for whom test results were received by the Department of Health. A person can be tested by more than one laboratory and can have both positive and negative results. **Therefore, the sum of the numbers in each column will be larger than the total number of people tested.**

Reporting lab	Inconclusive	Negative	Positive	Percent positive	Total
HERNANDO PASCO HOSPICE INC		7	1	13%	8
MCR HEALTH LAWTON CHILES ADMINISTRATION STE A		1	7	88%	8
CHIEFLAND MEDICAL CENTER		1	7	88%	8
FLORIDA DIGESTIVE AND LIVER SPECIALIST		8			8
GREENVILLE MEMORIAL HOSPITAL LAB			8	100%	8
CVS ME329POCT PORTLAND		8			8
HARBORCHASE OF DR PHILLIPS		7	1	13%	8
SYLVESTER AT PLANTATION LABORATORY		7	1	13%	8
MINUTECLINIC, LLC #03965		8			8
CVS NC7057POCT SHELBY		6	2	25%	8
TAVARES VA COMMUNITY OUTPATIENT CLINIC		7	1	13%	8
BENEVA LAKES HEALTHCARE & REHAB CENTER			8	100%	8
MEDEXPRESS URGENT CARE - EWING		8			8
DOCTORS HOSPITAL OF AUGUSTA		7	1	13%	8
BLACK STALLION WALK IN AND EXERCISE CLINICS LLC		5	3	38%	8
CVS SC2250POCT COLUMBIA		8			8
HACKENSACK UNIV MED CTR-PATHOLOGY DEPT		8			8
X-GENE MOLECULAR LABS		1	7	88%	8
THE WOLFF CENTER FOR CHILD & ADOLESCENT HEALTH			8	100%	8
CVS PA813POCT RICHBORO		8			8
PANCARE HEALTH - KATE SMITH ELEMENTARY		1	7	88%	8
HENDRY REGIONAL CONVENIENT CARE CENTER			8	100%	8
MEDEXPRESS URGENT CARE - GLENDALE		8			8
CVS KY4779POCT LOUISVILLE		6	2	25%	8
DORAL URGENT CARE			8	100%	8
WATERMAN VILLAGE HOME CARE		7	1	13%	8
MINUTECLINIC MINUTECLINIC #3665		8			8
LIFE CARE CITRUS COUNTY			8	100%	8
PARTNERS PHARMACY OF FLORIDA LLC		8			8
NEW YORK PHYSICIANS LLP		8			8
CVS PA2687POCT EXTON		8			8
HEARTLAND PEDIATRICS OF LAKE PLACID			7	100%	7
QUE		4	3	43%	7
MAXHEALTH		5	2	29%	7
KENDALL REGIONAL MEDICAL CNTR			7	100%	7
SMOKY MOUNTAIN URGENT CARE AND FAMILY MEDICINE CENTER			7	100%	7
OPTUM PRIMARY CARE - FOUNTAIN OAKS		3	4	57%	7
BETH ISRAEL DEACONESS MEDICAL CENTER			7	100%	7
CVS MA929POCT FRANKLIN		7			7
MORGAN STANLEY HEALTH CENTER		7			7
CVS GA5622POCT DALLAS		5	2	29%	7
MEDEXPRESS - COLLINSVILLE BELT LINE		5	2	29%	7
AVON PARK PEDIATRICS			7	100%	7
MINUTECLINIC DIAG OF IND LLC #6840		6	1	14%	7
GOPATH LABORATORIES			7	100%	7
MEDEXPRESS URGENT CARE - WEIRTON		7			7

COVID-19: testing by laboratory

Data through Jun 2, 2021 verified as of Jun 3, 2021 at 09:25 AM

Data in this report are provisional and subject to change.

The numbers in the table below represent the number of Florida and non-Florida residents for whom test results were received by the Department of Health. A person can be tested by more than one laboratory and can have both positive and negative results. **Therefore, the sum of the numbers in each column will be larger than the total number of people tested.**

Reporting lab	Inconclusive	Negative	Positive	Percent positive	Total
CVS MA447POCT NORTHAMPTON		5	2	29%	7
LYNMOORE,THE		7			7
MOUNT SINAI AVENTURA DIAGNOSTIC CENTER			7	100%	7
CVS TN7698POCT KNOXVILLE		7			7
CVS NH1004POCT SALEM		6	1	14%	7
CVS NH6596POCT HAMPTON		7			7
DEPARTMENT OF HEALTH AND HUMAN SERVICES STATE OF NEW HAMPSHIRE			7	100%	7
LAWTON CHILES HEALTH CENTER		1	6	86%	7
GUTHRIE CORNING HOSPITAL LABORATORY		7			7
MEDEXPRESS URGENT CARE-HERSHEY		6	1	14%	7
Mitchell Hollingsworth Nursing and Rehab		7			7
CVS CA8850POCT HUNTINGTON BEACH		6	1	14%	7
MEDEXPRESS - NEW CASTLE, DUPONT HWY		6	1	14%	7
MEDEXPRESS URGENT CARE PENNSVILLE		5	2	29%	7
USCG SECTOR ST PETE		3	4	57%	7
The Oaks of Clearwater		7			7
GRACE REHABILITATION CENTER OF VERO BEACH		4	3	43%	7
DOCTORS CLINICAL LABORATORY, INC		5	2	29%	7
ADVENT HEALTH APOPKA		3	4	57%	7
IMA MEDICAL CENTER OF WEST TAMPA		3	4	57%	7
CVS NM8918POCT ALBUQUERQUE		7			7
PURECARE PHARMACY		6	1	14%	7
HELIX MEDICAL CENTERS		1	6	86%	7
MEDEXPRESS URGENT CARE-NESHANNOCK TWP		6	1	14%	7
MINUTE CLINIC LLC #1831		7			7
BRADENTON PHYSICIANS MEDICAL CENTER			7	100%	7
CVS IL3163POCT OAK PARK		7			7
NOVANT HEALTH INPATIENT CARE		2	5	71%	7
RIVER OAKS TREATMENT CENTER			7	100%	7
PUTNAM HOSPITAL CENTER LABORATORY		7			7
MEDEXPRESS - NEWARK		7			7
LEE COUNTY HEALTH DEPARTMENT		4	3	43%	7
COMMUNITY HEALTH CENTERS OF PINELLAS, INC		4	3	43%	7
JUPITER ISLAND PUBLIC SAFETY		5	2	29%	7
MEDEXPRESS URGENT CARE - BECKLEY		5	2	29%	7
DOCTOR'S IN-HOUSE LAB/COMMUNITY HEALTH CENTERS OF PINELLAS -PINELLAS P			7	100%	7
NORTH FLORIDA MEDICAL CENTERS INC		1	6	86%	7
EASTERN FLORIDA STATE COLLEGE - PALM BAY CAMPUS			7	100%	7
PEDIATRICS URGENT CARE, LLC			7	100%	7
NEMOURS CHILDREN'S HOSPITAL			7	100%	7
WOMENS CARE FLORIDA LLC		5	2	29%	7
LIZS ADULT CARE		7			7
YAZJI PEDIATRIC CARE LLC DBA TUKA PEDIATRICS			7	100%	7
EL PARAISO HOME INC		7			7
NEMOURS CHILDRENS, LAKE NONA			7	100%	7
TAMPA FAMILY HEALTH CENTER		1	6	86%	7

COVID-19: testing by laboratory

Data through Jun 2, 2021 verified as of Jun 3, 2021 at 09:25 AM

Data in this report are provisional and subject to change.

The numbers in the table below represent the number of Florida and non-Florida residents for whom test results were received by the Department of Health. A person can be tested by more than one laboratory and can have both positive and negative results. **Therefore, the sum of the numbers in each column will be larger than the total number of people tested.**

Reporting lab	Inconclusive	Negative	Positive	Percent positive	Total
VICTORIAN MANOR		2	5	71%	7
ABBEY MANOR RETIREMENT RESIDENCE INC		7			7
DOCTORS OFFICE OF NEW JERSEY		7			7
BALTIMORE CITY HEALTH DEPT COMMUNICABLE DISEASES AND EPIDEMIOLOGY			7	100%	7
DOTHAN WEST FAMILY MEDICINE		5	2	29%	7
CVS NE5714POCT OMAHA		6	1	14%	7
Wilkes-Barre VAMC		7			7
PROGRESS PHARMACY INC		2	5	71%	7
Bon Secours Place		6	1	14%	7
CARENOW URGENT CARE-MADISON		7			7
Thermopolis Rehabilitation Wellness		7			7
CVS NJ837POCT MARLTON		7			7
CVS PA5241POCT CHALFONT		7			7
PENINSULA CARE AND REHABILITATION CENTER			7	100%	7
LAKE NONA PEDIATRICS IN ASSOCIATION WITH NEMOURS		5	2	29%	7
WALGREENS # 04440		6	1	14%	7
MEDEXPRESS URGENT CARE-SCOTT TOWNSHIP		6	1	14%	7
MEDEXPRESS URGENT CARE-MUNCIE		7			7
Parkside Villa		7			7
CVS AZ9290POCT PHOENIX		6	1	14%	7
SOUTHEAST GEORGIA HEALTH SYSTEM, INC D		7			7
APC PEDIATRICS			7	100%	7
LAKE CITY CORRECTIONAL FACILITY			7	100%	7
CVS MA2401POCT MARSHFIELD		6	1	14%	7
NIBHA MEDIRATTA MD PL			7	100%	7
MARIANNA CBOC		7			7
MINUTECLINIC DIAG OF IND LLC #6998		6	1	14%	7
WILLIAM S MIDDLETON MEMORIAL VET HOSP		7			7
NU WAVE MEDICAL CENTER			7	100%	7
LEPE'S HOUSE			7	100%	7
CVS SC5479POCT INDIAN LAND		6	1	14%	7
EXPICARE NURSING AGENCY, INC		5	2	29%	7
CAPITAL HEALTH PLAN LABORATORIES			7	100%	7
PARADISE VILLA ALF INCORPORATED		7			7
CARESOUTH HHA HOLDINGS OF TALLAHASSEE LLC		7			7
CAMELLIA AT DEERWOOD		2	5	71%	7
CVS OH3329POCT LAKEWOOD		6	1	14%	7
OCALA FAMILY MEDICAL CENTER		7			7
MEDNOW URGENT CARE		3	4	57%	7
HEALTH CARE LABORATORY SERVICES		1	6	86%	7
ADVENTHEALTH MEDICALGROUP PEDIATRICS AT ORLANDO		7			7
FLORIDA PREMIER MEDICAL CARE PA			7	100%	7
MIAMI BEACH COMMUNITY HEALTH CENTER INC			7	100%	7
PEDIATRICS OF CENTRAL FLORIDA		5	2	29%	7
BOONE DRUG & HEALTHCARE AT DEERFIELD			7	100%	7
COMPLETE FAMILY CARE, LLC/UNIVERSITY OF SAINT MARY		7			7

COVID-19: testing by laboratory

Data through Jun 2, 2021 verified as of Jun 3, 2021 at 09:25 AM

Data in this report are provisional and subject to change.

The numbers in the table below represent the number of Florida and non-Florida residents for whom test results were received by the Department of Health. A person can be tested by more than one laboratory and can have both positive and negative results. **Therefore, the sum of the numbers in each column will be larger than the total number of people tested.**

Reporting lab	Inconclusive	Negative	Positive	Percent positive	Total
SOUTH COM HEALTH CLINIC, DEPT. OF THE ARMY		7			7
MEDHELP TRUSSVILLE		6	1	14%	7
CVS MINUTE CLINIC DIAGNOSTIC OF TEXAS		6	1	14%	7
THE PALMS REHABILITATION AND HEALTHCARE CENTER		5	2	29%	7
CVS IL5797POCT CAROL STREAM		7			7
Home Health Care Clinic		6	1	14%	7
MD NOW MEDICAL CENTER			7	100%	7
ADVENTHEALTH CELEBRATION EMPLOYEE CLINIC		7			7
PALM BEACH DIGESTIVE ASSOCIATES			7	100%	7
DELAWARE DEPARTMENT OF HEATH		6	1	14%	7
ECLRS		2	5	71%	7
MOUNT SINAI BROOKLYN LABORATORY		6	1	14%	7
MINUTECLINIC, LLC (CLINIC 10928)		7			7
SUPERIOR RESIDENCES AT CALA HILLS		7			7
MIZELL MEMORIAL HOSPITAL			7	100%	7
GAINESVILLE PEDIATRIC ASSOCIATES		1	6	86%	7
BAYCARE MEDICAL GROUP, INC		6	1	14%	7
CVS NV2928POCT LAS VEGAS		7			7
CVS PA1657POCT YORK		6	1	14%	7
TESTD			7	100%	7
MINUTECLINIC, LLC #1431		6	1	14%	7
TREASURE COAST INFECTIOUS DISEASE CONSULTANTS		4	3	43%	7
DIAGNOSTIC & MEDICAL SPECIALISTS OF GREENWICH		5	2	29%	7
MINUTECLINIC DIAGNOSTIC OF OHIO #2964		7			7
PENN MEDICINE PRINCETON MEDICAL CENTER		6	1	14%	7
GENTRY PARK ORLANDO ASSISTED LIVING		6	1	14%	7
GARDENS PEDIATRICS			7	100%	7
MIDDLEBURG VA CBOC		5	2	29%	7
FLORIDA HOSPITAL KISSIMMEE		4	3	43%	7
PELICAN LANDING		1	6	86%	7
MANATEE MEMORIAL HOSPITAL CLINICAL LABORATORY			7	100%	7
CVS TN6414POCT SMYRNA		5	2	29%	7
PANCARE HEALTH - HOSFORD SCHOOL			7	100%	7
BROOKDALE LAKE ORIENTA			7	100%	7
CVS GA5637POCT VILLA RICA		6	1	14%	7
FLORIDA CANCER SPECIALISTS & RESEARCH INSTITUTE		6	1	14%	7
CRESTWOOD MEDICAL CENTER		5	2	29%	7
MINUTECLINIC DIAG OF IND, LLC #6472		7			7
CVS IN7653POCT EVANSVILLE		6	1	14%	7
MC DIAGNOSTIC OF CONNECTICUT, PC #252		6	1	14%	7
FARRIOR FACIAL PLASTIC SURGERY		7			7
FAMILY MEDICINE MEDICAL DRIVE		7			7
CENTRAL JERSEY URGENT CARE OF BROWN MI		7			7
GRACE WELLNESS CENTER LLC		6	1	14%	7
WILDLIGHT LAB			7	100%	7
FLORIDA DEPARTMENT OF HEALTH IN MIAMI DADE COUNTY		5	2	29%	7

COVID-19: testing by laboratory

Data through Jun 2, 2021 verified as of Jun 3, 2021 at 09:25 AM

Data in this report are provisional and subject to change.

The numbers in the table below represent the number of Florida and non-Florida residents for whom test results were received by the Department of Health. A person can be tested by more than one laboratory and can have both positive and negative results. **Therefore, the sum of the numbers in each column will be larger than the total number of people tested.**

Reporting lab	Inconclusive	Negative	Positive	Percent positive	Total
MANATEE PEDIATRICS			7	100%	7
KINGSTON RESIDENCE OF MARION		7			7
DEVANSH LAB WERKS		1	6	86%	7
NELSON BIOLOGICAL			7	100%	7
Lenox on the Lake			7	100%	7
CVS MI8049POCT WATERFORD		6	1	14%	7
MEMORIAL HOSPITAL OF TAMPA			7	100%	7
MEDEXPRESS URGENT CARE-DUBOIS		7			7
WATAUGA MEDICAL CENTER		4	3	43%	7
UPMC HEALTH SYSTEM		4	3	43%	7
DALLAS COUNTY HEALTH AND HUMAN SERVICES			7	100%	7
CVS PA2688POCT COLLEGEVILLE		7			7
MEDEXPRESS URGENT CARE - NORTH LITTLE		6	1	14%	7
PROHEALTH MED		2	5	71%	7
KIDS CORNER PEDIATRICS PLLC		6	1	14%	7
TRUE HEALTH DIAGNOSTICS		1	6	86%	7
ST. LUCIE COUNTY HEALTH DEPARTMENT		5	2	29%	7
CVS MINUTE CLINIC DIAGNOSTIC MED GRP		7			7
Hiawatha Care Center		7			7
BELL-MINOR HOME		7			7
BETHESDA COMMUNITY HEALTH CENTER			7	100%	7
Englewood Health Care Center		7			7
STVHCS - Dental Outpatient Clinic		7			7
CVS PA1379POCT LANSDALE		6	1	14%	7
MINUTECLINIC DIAG OF IND, LLC #6553		7			7
MEDEXPRESS URGENT CARE - LOGAN		7			7
CVS CA9823POCT SACRAMENTO		6	1	14%	7
REGIONAL MEDICAL CENTER BAYONET POINT			7	100%	7
PERSONAL PHYSICIAN CARE PA			7	100%	7
PALM GARDEN OF SUN CITY			7	100%	7
HOLY GARDEN ALF, INC.		7			7
COMMUNITEL			7	100%	7
MIAMI RESCUE MISSION CLINIC INC			7	100%	7
Kennedy University Hospital		6	1	14%	7
Arbors at Marietta		7			7
PRINCETON BMC LABORATORY		6	1	14%	7
NYU WINTHROP HOSPITAL PATHOLOGY		7			7
CVS MA957POCT WEST SPRINGFIELD		7			7
CARENOW URGENT CARE-SOUTHLAKE			7	100%	7
SAN DIEGO COUNTY PUBLIC HEALTH LAB			7	100%	7
CVS NJ2815POCT E BRUNSWICK		5	2	29%	7
CVS MA2600POCT WEYMOUTH		6	1	14%	7
MINUTE CLINIC DIAGNOSTIC OF VIRGINIA, LLC #6292		6	1	14%	7
Ocoee Health Care Center		7			7
CVS OH3080POCT HUBER HEIGHTS		6	1	14%	7
FRESENIUS KIDNEY CARE FORT WALTON BEACH			7	100%	7

COVID-19: testing by laboratory

Data through Jun 2, 2021 verified as of Jun 3, 2021 at 09:25 AM

Data in this report are provisional and subject to change.

The numbers in the table below represent the number of Florida and non-Florida residents for whom test results were received by the Department of Health. A person can be tested by more than one laboratory and can have both positive and negative results. **Therefore, the sum of the numbers in each column will be larger than the total number of people tested.**

Reporting lab	Inconclusive	Negative	Positive	Percent positive	Total
MINUTECLINIC DIAGNOSTIC MED GRP OF ORA		5	2	29%	7
WELLSTAR DOUGLAS HOSPITAL LABORATORY		7			7
CVS IL4778POCT EVANSTON		7			7
OCALA REGIONAL KIDNEY CENTER EAST		2	5	71%	7
ALL4KIDZ PEDIATRICS LLC		4	3	43%	7
CVS TX2263POCT SAN ANTONIO		7			7
POWERS PEDIATRICS			7	100%	7
COVID TESTING LLC			7	100%	7
IRL MARKET LAB			7	100%	7
ManorCare Rehabilitation Center- Decatur		6			6
UNILAB		2	4	67%	6
MEDEXPRESS URGENT CARE - CHERRY HILL		6			6
TEXAS MEDCLINIC			6	100%	6
MEDEXPRESS URGENT CARE-PITTSFIELD		6			6
WELLPATH		5	1	17%	6
SOUTHERN OCEAN MEDICAL CENTER		6			6
CVS IN5696POCT FORT WAYNE		6			6
SOUTHEASTERN DERMATOLOGY GROUP PA		5	1	17%	6
CVS AZ5026POCT MESA		6			6
MEDEXPRESS URGENT CARE - WAXAHACHIE, N HIGHWAY 77		4	2	33%	6
Northwell Lab		2	4	67%	6
CVS IL1170POCT JOLIET		6			6
PORT ORANGE NURSING & REHAB			6	100%	6
FLORIDA DEPARTMENT OF HEALTH SEMINOLE COUNTY		1	5	83%	6
BROWARD COUNTY HEALTH DEPT.			6	100%	6
PRINCIPLE HOSPICE SERVICE, LLC		1	5	83%	6
SARASOTA IMMEDIATE CARE			6	100%	6
PUBLIC HEALTH LAB		6			6
MORRIS HALL/ST JOSEPH NURSING CENTER		6			6
PATIENT FIRST - ALLENTOWN			6	100%	6
Advanced Care Center			6	100%	6
VA OUTPATIENT PHARMACY			6	100%	6
FLORIDA MEDICAL CLINIC -INTERNAL MED DADE CITY			6	100%	6
MEDEXPRESS URGENT CARE - SUMMERSVILLE, WEBSTER RD		6			6
MINUTECLINIC DIAG OF IND, LLC #5369		5	1	17%	6
NORTH OKALOOSA CLINIC CORP		3	3	50%	6
CVS MA1006POCT BROCKTON		6			6
COL CROSSROAD		2	4	67%	6
MASSACHUSETTS PIRATES, LLC		6			6
FHPG FAMILY MEDICAL CENTER OF TAMPA BAY		1	5	83%	6
THE WINDSOR OF OCALA		2	4	67%	6
MCKENZIE-WILLAMETTE MEDICAL CENTER LAB		6			6
TALLAHASSEE MEMORIAL HEALTHCARE			6	100%	6
WELLMED AT APOLLO BEACH BLVD		4	2	33%	6
ARC POINT LABS OF AUSTIN NORTH			6	100%	6
SANTOS REHABILITATION CENTER INC			6	100%	6

COVID-19: testing by laboratory

Data through Jun 2, 2021 verified as of Jun 3, 2021 at 09:25 AM

Data in this report are provisional and subject to change.

The numbers in the table below represent the number of Florida and non-Florida residents for whom test results were received by the Department of Health. A person can be tested by more than one laboratory and can have both positive and negative results. **Therefore, the sum of the numbers in each column will be larger than the total number of people tested.**

Reporting lab	Inconclusive	Negative	Positive	Percent positive	Total
WELL HEALTH WORKS, LLC - THE GARDEN THEATER		6			6
LAKEVIEW TERRACE HOME HEALTH SERVICES LLC			6	100%	6
MINUTECLINIC DIAGNOSTIC PA #3344		6			6
CELAL GUROL ERBAY, MD			6	100%	6
CVS TX7821POCT LEAGUE CITY		6			6
CENTRAL FLORIDA PRIMARY CARE			6	100%	6
FLORIDA WOMAN CARE LABORATORY			6	100%	6
REDMED OF CROSSTOWN		3	3	50%	6
FLORIDA HEALTHCARE OF ORLANDO		1	5	83%	6
QUENTIN N BURDICK MEMORIAL HEALTH CARE		6			6
ALVARO J DANGOND MD PA		4	2	33%	6
CAREWELL 301 - WARWICK			6	100%	6
MEDEXPRESS URGENT CARE - VINELAND S MA		6			6
OVIEDO CHILDRENS HEALTH CENTER LLC		1	5	83%	6
SIGNATURE URGENT CARE			6	100%	6
GOOD SAMARITAN HOSPITAL		4	2	33%	6
BAYSHORE POINTE NURSING AND REHAB CENTER			6	100%	6
Georgiana Health and Rehabilitation, LLC		6			6
NORTH FLORIDA PEDIATRICS JASPER			6	100%	6
CVS OH4300POCT STRONGSVILLE		6			6
EXCEL URGENT CARE OF NJ, LLC		4	2	33%	6
GIEBEIG FAMILY MEDICINE PA			6	100%	6
WELLSTREET - PONCE DE LEON		6			6
UF HEALTH PATHOLOGY LABORATORIES			6	100%	6
THE DOCTOR'S OFFICE OF WEST CALDWELL		6			6
LIFEGUARD URGENT CARE			6	100%	6
CVS NE8615POCT LINCOLN		5	1	17%	6
CVS MA920POCT CLINTON		6			6
MEDEXPRESS URGENT CARE - KOKOMO		6			6
MANORCARE HEALTH SERVICES			6	100%	6
PIEDMONT NEWMAN HOSPITAL		5	1	17%	6
CVS NATIONAL HARBOR MD2297714CV		6			6
DOCS URGENT CARE		1	5	83%	6
WAKEMED		1	5	83%	6
COMPUNET CLINICAL LAB			6	100%	6
ATLANTIC COMMUNITY HIGH SCHOOL		5	1	17%	6
BAYCARE ALLIANT HOSPITAL			6	100%	6
WG WINDSOR WOODS SH LLC		6			6
HELIX KH UC		1	5	83%	6
CITIZENS BAPTIST MEDICAL CENTERS LAB		5	1	17%	6
MINUTECLINIC DIAG OF IND, LLC #8645		6			6
CVS NC2771POCT CLAYTON		5	1	17%	6
ST VINCENTS AMBULATORY CARE INC		3	3	50%	6
Samuel S. Stratton VAMC		6			6
BROWARD TRANSITIONAL CENTER			6	100%	6
Park Ridge Nursing Center		3	3	50%	6

COVID-19: testing by laboratory

Data through Jun 2, 2021 verified as of Jun 3, 2021 at 09:25 AM

Data in this report are provisional and subject to change.

The numbers in the table below represent the number of Florida and non-Florida residents for whom test results were received by the Department of Health. A person can be tested by more than one laboratory and can have both positive and negative results. **Therefore, the sum of the numbers in each column will be larger than the total number of people tested.**

Reporting lab	Inconclusive	Negative	Positive	Percent positive	Total
CVS IL8753POCT CHICAGO		6			6
RHEA MEDICAL CENTER		6			6
Army Residence Community		5	1	17%	6
UNIVERISTY OF MIAMI			6	100%	6
CARNEGIE HILL PEDIATRICS LLP		5	1	17%	6
MEDEXPRESS URGENT CARE - MBURG COMMONS		5	1	17%	6
RAPID MEDLAB (004MO)		5	1	17%	6
GUTHRIE MEDICAL GROUP LABORATORIES		6			6
FIFTH AVENUE PEDIATRICS		3	3	50%	6
BROOKDALE AVONDALE (BU 04360)			6	100%	6
ALLEGRO FLEMING ISLAND		1	5	83%	6
CAREMOUNT MEDICAL PC		6			6
MEDEXPRESS URGENT CARE - ELM GROVE		5	1	17%	6
MEDEXPRESS NORTHSIDE			6	100%	6
UNILAB OF DADE INC			6	100%	6
PALM HARBOR DERMATOLOGY		4	2	33%	6
ST BARNABAS HOSPITAL		6			6
CVS MA1094POCT GREENFIELD		6			6
Madison Health & Rehabilitation		6			6
CLINICAL CARE ASSOCIATES			6	100%	6
Errera Community Care Center		6			6
UT MEMPHIS UNIVERSITY HEALTH SERVICES			6	100%	6
CARL R DARNALL ARMY MEDICAL CENTER			6	100%	6
CVS MD1515POCT LEONARDTOWN		4	2	33%	6
TAMIAMI LAB MILLENIUM			6	100%	6
CVS OK6225POCT EDMOND		6			6
MERCY COLLEGE HEALTH OFFICE		6			6
ELITE MEDICAL CENTER		1	5	83%	6
FLEET LANDING			6	100%	6
PRESBYTERIAN HOME		6			6
PR HEALTH		1	5	83%	6
CVS AZ33POCT TEMPE		6			6
MED EXPRESS URGENT CARE PC - MARYLAND		5	1	17%	6
CVS MO5655POCT LIBERTY		3	3	50%	6
ELIAS KANAAN MD PA		6			6
HEARTLAND HOME HEALTH CARE		6			6
MINUTECLINIC, LLC #07852		5	1	17%	6
IVY ROSEN MD PLLC		6			6
VA Boston HCS-West Roxbury Division		5	1	17%	6
TULLAHOMA HMA, LLC		5	1	17%	6
MINUTECLINIC DIAGNOSTIC OF TEXAS, LLC #7435		4	2	33%	6
RURAL HEALTH CARE INC			6	100%	6
AUGUSTA UNIVERSITY MEDICAL CENTER			6	100%	6
QUATRACOR PLLC		6			6
ADERHOLT MEDICAL, LLC		6			6
COVID RAPID LABS		1	5	83%	6

COVID-19: testing by laboratory

Data through Jun 2, 2021 verified as of Jun 3, 2021 at 09:25 AM

Data in this report are provisional and subject to change.

The numbers in the table below represent the number of Florida and non-Florida residents for whom test results were received by the Department of Health. A person can be tested by more than one laboratory and can have both positive and negative results. **Therefore, the sum of the numbers in each column will be larger than the total number of people tested.**

Reporting lab	Inconclusive	Negative	Positive	Percent positive	Total
QUICK CARE MED WALK IN AND URGENT CARE			6	100%	6
FAMILY CARE MEDICAL CENTER			6	100%	6
LOS ALAMOS NATIONAL LABORATORY		6			6
MAXCARE CLINIC			6	100%	6
RADEAS			6	100%	6
JERSEY SHORE MEDICAL CENTER		6			6
HILLSBOROUGH COUNTY HEALTH DEPARTMENT			6	100%	6
MEDI PARTNERS OF SOUTH FLORIDA		6			6
MINUTECLINIC #1773		6			6
BRIGHT HEALTH CLINIC CORP			6	100%	6
ADVANCED URGENT CARE OF MARATHON		1	5	83%	6
MINUTECLINIC DIAG OF IND, LLC #6483		4	2	33%	6
GENESIS FAMILY PRACTICE		3	3	50%	6
FLORIDA HEALTH CARE PLANS STIRLING CENTER			6	100%	6
CVS PA258POCT MCKEES ROCKS		6			6
COLUMBIA MEMORIAL HOSPITAL LABORATORY		6			6
UW MEDICINE VIROLOGY LAB			6	100%	6
TIMBER CREEK PEDIATRICS		6			6
MINUTECLINIC LLC #5041		2	4	67%	6
APALACHEE CENTER INC		4	2	33%	6
CONCENTRA - ORLANDO SOUTH II		5	1	17%	6
CVS GA2279POCT SUWANEE		6			6
SAINT PETER'S UNIVERSITY HOSPITAL		6			6
MINUTECLINIC DIAGNOSTIC OF NH, LLC (CL		5	1	17%	6
LPG COCONUT POINT - FAMILY/ INTERNAL MEDICINE		6			6
LAKE MARY HEALTH AND REHABILITATION CENTER		1	5	83%	6
RIVERVIEW ALF OPERATOR LLC		1	5	83%	6
UT SOUTHWESTERN MEDICAL CENTER			6	100%	6
RANDOLPH COUNTY HEALTH & REHABILITATIO		6			6
ADVENT HEALTH MEDICAL GROUP		5	1	17%	6
DAVISON HEALTH CENTER WESLEYAN UNIVERS		6			6
ENIGMA DIAGNOSTIC, INC.			6	100%	6
ADVENT HEALTH - TUSKAWILLA		4	2	33%	6
MERCY URGENT CARE			6	100%	6
ARLINGTON OF NAPLES		6			6
FLORIDA MEDICAL SPECIALISTS		2	4	67%	6
PATHGROUP LABS, LLC		4	2	33%	6
Hunterdon Medical Center Laboratory		6			6
LEVY COUNTY DEPT. OF PUBLIC SAFETY		2	4	67%	6
BROOKDALE CLERMONT			6	100%	6
CULLMAN REGIONAL URGENT CARE		5	1	17%	6
WEST COCOA PHARMACY		3	3	50%	6
FIVE TOWNS PREMIER REHABILITATION AND, THE		6			6
MINUTECLINIC DIAGNOSTIC OF TN PC #442		4	2	33%	6
LUMADOC HEALTH		4	2	33%	6
MEDEXPRESS URGENT CARE SHADYSIDE		5	1	17%	6

COVID-19: testing by laboratory

Data through Jun 2, 2021 verified as of Jun 3, 2021 at 09:25 AM

Data in this report are provisional and subject to change.

The numbers in the table below represent the number of Florida and non-Florida residents for whom test results were received by the Department of Health. A person can be tested by more than one laboratory and can have both positive and negative results. **Therefore, the sum of the numbers in each column will be larger than the total number of people tested.**

Reporting lab	Inconclusive	Negative	Positive	Percent positive	Total
PARADIGM LABORATORIES			6	100%	6
CVS IN6572POCT INDIANAPOLIS		6			6
CVS MO10053POCT SAINT PETERS		6			6
MINUTECLINIC DIAGNOSTIC OF PA LLC		6			6
DEPARTMENT OF HEALTH AND HUMAN SERVICES DIVISION OF BEHAVIORAL HEALTH		1	5	83%	6
MEDEXPRESS URGENT CARE - WILKES BARRE		5	1	17%	6
CVS MA1095POCT AMHERST		5	1	17%	6
Kroger 673 - The Little Clinic Dallas		5	1	17%	6
CVS IN6605POCT INDIANAPOLIS		5	1	17%	6
ASCENSION ST VINCENT'S CLAY COUNTY			6	100%	6
CHILDREN'S HOSPITAL OF PHILADELPHIA		5	1	17%	6
MENORAH MANOR			6	100%	6
MINUTECLINIC DIAGNOSTIC OF MICHIGAN, P		6			6
MEDICAL CENTER AT OCEAN REEF		1	5	83%	6
MEDEXPRESS URGENT CARE PLEASANT HILLS		5	1	17%	6
MEDEXPRESS URGENT CARE - ROCKAWAY		6			6
PENN NURSING CENTER		6			6
MINUTECLINIC DIAGNOSTIC OF OHIO #6139		6			6
FIRST COAST CARDIOVASCULAR INSTITUTE PA			6	100%	6
CDRX INFUSION			6	100%	6
ST LUKES HOSPITAL LABORATORY		2	4	67%	6
AMERICAN HEALTH ASSOC. LABORATORY SOUTH		4	2	33%	6
CONCENTRA			6	100%	6
PLEASANTVILLE OF SEBASTIAN LLC			6	100%	6
ANTHONY-BROWN PHARMACY		6			6
XPRESS URGENT CARE LLC		6			6
MEDEXPRESS URGENT CARE - FREDERICK		6			6
BOCA VIPEDIATRICS			6	100%	6
AMERICAN EAGLE LEESBURG AL LLC DBA VISTA LAKE			6	100%	6
MARSHALL MEDICAL CENTER SOUTH LAB		5	1	17%	6
DISCOVERY VILLAGE AT DEERWOOD			6	100%	6
BNR PHARMACY INC		6			6
COMPASSIONATE CARE HOSPICE OF LAKE SUMTER		6			6
PREMIER FAMILY HEALTH PA			6	100%	6
UNC HOSPITAL/MCLENDON CLINICAL LABORATORIES			6	100%	6
GENEVA GENERAL HOSPITAL LABORATORY		4	2	33%	6
ST LUKE'S BOISE REGIONAL MEDICAL CENTER		6			6
MEDEXPRESS URGENT CARE - LEDGEWOOD		5	1	17%	6
VALSPAR CHAMPIONSHIP		6			6
HOLLY HILL HOME INFUSION SERVICE		5	1	17%	6
WELLMED AT SOUTH STUART		5	1	17%	6
GENTLE MEDICINE ASSOCIATES / DR. REGINE BATAILLE		6			6
PANCARE HEALTH - ALTHA PUBLIC			6	100%	6
CVS OH2486POCT NILES		4	2	33%	6
FAMILY TREE PRIMARY CARE		5	1	17%	6
CVS MA654POCT ACTON		6			6

COVID-19: testing by laboratory

Data through Jun 2, 2021 verified as of Jun 3, 2021 at 09:25 AM

Data in this report are provisional and subject to change.

The numbers in the table below represent the number of Florida and non-Florida residents for whom test results were received by the Department of Health. A person can be tested by more than one laboratory and can have both positive and negative results. **Therefore, the sum of the numbers in each column will be larger than the total number of people tested.**

Reporting lab	Inconclusive	Negative	Positive	Percent positive	Total
SOLLIS HEALTH			6	100%	6
CHILDREN'S HEALTHCARE OF ATLANTA		6			6
MINUTECLINIC, LLC #07876		5	1	17%	6
ELITE MD GROUP INC		2	4	67%	6
WALGREENS SARASOTA		5	1	17%	6
RIVER CITY PRIMARY AND URGENT CARE			6	100%	6
CVS MN663POCT APPLE VALLEY		5	1	17%	6
URGENT CARE HOUSECALLS PA		5	1	17%	6
CLINICAL ASSOCIATES OF ORLANDO LLC		6			6
STARMED FAMILY & URGENT CARE			6	100%	6
MEDEXPRESS URGENT CARE - DANVILLE		6			6
QUALITY MEDICAL CARE			6	100%	6
TANNER MEDICAL CENTER LABORATORY		5	1	17%	6
AARK LABORATORY		6			6
ADVENTHEALTH GORDON		5	1	17%	6
CVS OH3393POCT AURORA		5	1	17%	6
MINUTECLINIC, DIAGNOSTIC OF TEXAS, LLC		6			6
ORLANDO HEALTH PHYSICIAN GROUP			6	100%	6
OCHSNER MEDICAL CENTER			6	100%	6
Loretto Health and Rehabilitation Center		6			6
AMERICAN MEDICAL RESPONSE - DENVER		3	3	50%	6
RUSH UNIVERSITY MEDICAL CENTER LABORATORY			6	100%	6
PALMETTO HEALTH ALLIANCE		3	3	50%	6
Oakwood - North Baldwins Center for Living		6			6
WOODHULL MEDICAL AND MENTAL HEALTH CTR		6			6
CVS TX7156POCT RICHARDSON		5	1	17%	6
St. Josephs Hospital		4	2	33%	6
HUNTERS CREEK PEDIATRICS		6			6
LRHS Southeastern University		4	2	33%	6
MEDEXPRESS URGENT CARE - RUNNEMEDE		4	2	33%	6
CURATIVE CARE CENTER INC		1	5	83%	6
PHYSICIANS URGENT CARE BERRY FARMS		4	2	33%	6
THE LITTLE CLINIC			6	100%	6
CLINICAL LABORATORIES OF THE BUFFALO		5	1	17%	6
OURMED		5	1	17%	6
MEDEXPRESS URGENT CARE CHICOPEE		4	1	20%	5
THE UNIVERSITY OF VERMONT MEDICAL CENTER		4	1	20%	5
FORSYTH HOUSE			5	100%	5
UCF STUDENT HEALTH SERVICES LABORATORY		2	3	60%	5
Biopharmaceutics Laboratory Section		5			5
CVS PA1193POCT JENKINTOWN		5			5
WASHINGTON STATE DEPARTMENT OF HEALTH PUBLIC HEALTH LABORATORIES			5	100%	5
CVS MI8287POCT MACOMB		4	1	20%	5
PEDIATRICS OF ALTAMONTE		5			5
PEDIATRICS OF CENTRAL FLORIDA - POINCIANA		3	2	40%	5
MEDICAL UNIVERSITY SC HOSPITAL			5	100%	5

COVID-19: testing by laboratory

Data through Jun 2, 2021 verified as of Jun 3, 2021 at 09:25 AM

Data in this report are provisional and subject to change.

The numbers in the table below represent the number of Florida and non-Florida residents for whom test results were received by the Department of Health. A person can be tested by more than one laboratory and can have both positive and negative results. **Therefore, the sum of the numbers in each column will be larger than the total number of people tested.**

Reporting lab	Inconclusive	Negative	Positive	Percent positive	Total
MEDEXPRESS URGENT CARE - BECKLEY CROSS		4	1	20%	5
CVS AZ10150POCT PHOENIX		4	1	20%	5
MEDEXPRESS URGENT CARE LAVALE		5			5
CLINICAL PATHOLOGY LABORATORIES			5	100%	5
LABCORP UNSPECIFIED		5			5
INNOVATIVE COVID-DIVERSEY			5	100%	5
MEDEXPRESS URGENT CARE - BRIDGEVILLE		5			5
PREMIER MEDICAL LABORATORY	1	2	2	40%	5
INDIAN RIVER PRIMARY CARE PA		5			5
PREMIER PEDIATRICS		1	4	80%	5
ADVENTHEALTH MEDICAL GROUP COMMUNITY MEDICINE		4	1	20%	5
TOTAL HEALTH CARE CLINIC		5			5
L3HARRIS FAMILY MEDICAL CENTER		1	4	80%	5
SOUTH FLORIDA FAMILY HEALTH & RESEARCH CTR			5	100%	5
WHITE WILSON MEDICAL CENTER - FWB		1	4	80%	5
CVS SC4288POCT ROCK HILL		4	1	20%	5
AHC Decatur County		5			5
MIDDLETON PEDIATRICS			5	100%	5
CVS IL7017POCT BLOOMINGTON		5			5
BOND & STEELE CLINIC PA D/B/A BOND CLINIC PA		5			5
SOUTH FLORIDA RESEARCH ORGANIZATION			5	100%	5
CREATIVE PHARMACY SOLUTIONS EAST LLC		5			5
ATLANTIC SURGERY CENTER OF JACKSONVILLE BEACH		5			5
ARKANSAS DEPARTMENT OF HEALTH			5	100%	5
THE RETREAT AT PORT ORANGE			5	100%	5
MEDEXPRESS URGENT CARE - MOUNTAIN HOME		4	1	20%	5
UNIVERSITY OF CHICAGO MEDICAL CENTER LAB			5	100%	5
FOUNDCARE, INC			5	100%	5
EGL GENETICS DIAGNOSTICS			5	100%	5
Southern Pines Healthcare Center		4	1	20%	5
CVS IN8639POCT TERRE HAUTE		5			5
STEELFUSION/RJ LEE GROUP LABORATORY		1	4	80%	5
JUPITER ISLAND MEDICAL CLINIC INC		5			5
MINUTECLINIC, LLC #5707		5			5
MINUTE CLINIC DIAGNOSTIC OF KANSAS PA		5			5
BIOTECH CLINICAL LABORATORY			5	100%	5
Life Care Center of Estero			5	100%	5
MEDEXPRESS URGENT CARE-VINLAND SOUTH		4	1	20%	5
DEPARTMENT OF PATHOLOGY ROME MEMORIAL		3	2	40%	5
KANA MILL BAY HEALTH CENTER		5			5
CORTLAND REGIONAL MEDICAL CENTER		5			5
AMAVIDA		5			5
WATERTOWN URGENT CARE PLLC		5			5
MID FLORIDA HEALTH INC			5	100%	5
NEW YORK STATE DEPARTMENT OF HEALTH			5	100%	5
Brookcrest Nursing Home		5			5

COVID-19: testing by laboratory

Data through Jun 2, 2021 verified as of Jun 3, 2021 at 09:25 AM

Data in this report are provisional and subject to change.

The numbers in the table below represent the number of Florida and non-Florida residents for whom test results were received by the Department of Health. A person can be tested by more than one laboratory and can have both positive and negative results. **Therefore, the sum of the numbers in each column will be larger than the total number of people tested.**

Reporting lab	Inconclusive	Negative	Positive	Percent positive	Total
FRANCES WARDE MEDICAL LABORATORY		2	3	60%	5
Harbert Hills Academy Nursing Home		5			5
EAST CENTRAL FLORIDA OUT PATIENT IMAGING			5	100%	5
CHAMPLAIN VALLEY PHYSICIANS HOSPITAL		3	2	40%	5
HELIX DIAGNOSTIX		2	3	60%	5
IMMERSION RESIDENTIAL LLC			5	100%	5
ST JOSEPHS BEHAVIORAL HEALTH CENTER			5	100%	5
NORTH DADE NURSING AND REHABILITATION CENTER			5	100%	5
MONROE COUNTY DEPT OF PUBLIC HEALTH ST		5			5
EAST BANK HOSPITAL - UNIVERSITY OF MINNESOTA MEDICAL CENTER			5	100%	5
FASTMED URGENT CARE			5	100%	5
AUGUSTA HEALTH			5	100%	5
URGENT CARE OF ERWIN		5			5
GULF COAST VETERANS HCS PANAMA CITY OPC		5			5
CLEVELAND CLINIC MARTIN HEALTH NURSING & RESTORATIVE		5			5
WILSON PEDIATRICS			5	100%	5
MEDEXPRESS URGENT CARE - TULSA, S YALE AVE		5			5
RAS MEDICAL SOLUTIONS, LLC		4	1	20%	5
OCCMED SOLUTIONS		2	3	60%	5
FLORIDA PRIMARY & SPECIALTY CARE		5			5
FLORIDA CLINICAL LABORATORY - BIOREFERENCE LABORATORIES		2	3	60%	5
WALGREENS #3811		1	4	80%	5
MINUTECLINIC, LLC #7139		5			5
MEDEXPRESS URGENT CARE - WEST ST PAUL, ROBERT ST S		4	1	20%	5
CVS NC7548POCT FUQUAY VARINA		4	1	20%	5
NORTHERN MICHIGAN UNIVERSITY ATHLETICS		5			5
James A. Lovell Federal Health Care Center		5			5
FELICIDAD MEDICAL CENTER INC			5	100%	5
ATLANTA PLUS URGENT CARE			5	100%	5
CVS MN6811POCT PLYMOUTH		5			5
LATCHER LABORATORY OF A O FOX MEMORIAL		3	2	40%	5
CVS MA915POCT BEVERLY		3	2	40%	5
Providence VAMC		5			5
MEDEXPRESS URGENT CARE MARTINSBURG		3	2	40%	5
MONTEFIORE MEDICAL CENTER LABS MONTEFIORE		4	1	20%	5
INTERNAL MEDICINE & PRIMARY CARE ASSOCIATES, PLC			5	100%	5
MEMORIAL HEALTHCARE SYSTEM		1	4	80%	5
RIO PINAR HEALTH CARE			5	100%	5
THE CLINIC OF PEDIATRICS & GI MEDICINE, INC			5	100%	5
PRECISION DIAGNOSTICS INC - NJ		5			5
VA West Los Angeles Medical Center		5			5
SPRINGHILL SENIOR RESIDENCE		5			5
BROOKDALE NEW PORT RICHEY			5	100%	5
ALLIANCE FOR MULTISPECIALTY RESEARCH		5			5
ELITE CARE			5	100%	5
FAMILY TREE DNA			5	100%	5

COVID-19: testing by laboratory

Data through Jun 2, 2021 verified as of Jun 3, 2021 at 09:25 AM

Data in this report are provisional and subject to change.

The numbers in the table below represent the number of Florida and non-Florida residents for whom test results were received by the Department of Health. A person can be tested by more than one laboratory and can have both positive and negative results. **Therefore, the sum of the numbers in each column will be larger than the total number of people tested.**

Reporting lab	Inconclusive	Negative	Positive	Percent positive	Total
FLAGLER HEALTH SERVICES INC			5	100%	5
VA PRIMARY CARE ANNEX			5	100%	5
MEDEXPRESS URGENT CARE - LODI		5			5
MINUTECLINIC DIAGNOSTIC OF OHIO #5060		4	1	20%	5
COMMONS AT ORLANDO LUTHERAN TOWERS SNF			5	100%	5
WYOMING PUBLIC HEALTH LAB			5	100%	5
CVS MINUTE CLINIC		1	4	80%	5
WALGREENS #11329		5			5
RUSSELL SAGE COLLEGE WELLNESS CENTER		5			5
UNIVERSITY OF WASHINGTON MEDICAL CENTER (UWMC) EMERGENCY DEPT.			5	100%	5
SOUTHEAST GEORGIA PHYSICIAN ASSOCIATES		4	1	20%	5
URGENT MED INC		3	2	40%	5
PEDIATRIC URGENT HEALTH CARE			5	100%	5
TRISTAR WELLNESS, LLC		5			5
911 URGENT CARE & SURGERY CENTER		5			5
MEDEXPRESS URGENT CARE-BLOOMFIELD AVEN		4	1	20%	5
EASTCHESTER PEDIATRIC MEDICAL GROUP		5			5
CAREMOUNT MEDICAL PC - BEDFORD URGENT		5			5
FRESENIUS MEDICAL CARE			5	100%	5
FASTCARE LLC			5	100%	5
CVS PA4000POCT INDIANA		5			5
MINUTECLINIC DIAGNOSTIC OF PENNSYLVANIA, LLD #1545		5			5
VA Ann Arbor HCS		4	1	20%	5
CAREHERE LCS- EUSTIS			5	100%	5
CARENOW URGENT CARE - WINTER SPRINGS		4	1	20%	5
CATSKILL REGIONAL MEDICAL CENTER		5			5
OMNICARE PHARMACY OFTEXAS 1, LP DBA OMNICARE		5			5
MD NOW MEDICAL CENTER INC			5	100%	5
Hillspring of Springboro		5			5
MASSASHUSETTS STATE LAB INSTITUTE		2	3	60%	5
SAN JUAN REGIONAL MEDICAL CENTER		5			5
CVS IL2788POCT BUFFALO GROVE		5			5
CVS TX5877POCT PEARLAND		5			5
MD ANDERSON CANCER CENTER DI BAY AREA			5	100%	5
KEYSTONE REHABILITATION AND HEALTH CENTER		1	4	80%	5
SIENA COLLEGE SPORTS MEDICINE CENTER		5			5
COVENANT COLLEGE HEALTH SERVICES		5			5
VIDANT MEDICAL CENTER			5	100%	5
ST LUCIE COUNTY HEALTH DEPARTMENT		4	1	20%	5
CVS CT288POCT BRISTOL		4	1	20%	5
OPP HEALTH AND REHABILITATION		5			5
DAVENPORT PEDIATRICS CLERMONT			5	100%	5
MEDEXPRESS URGENT CARE- COLUMBIA HEIGH		5			5
COMMUNITY HEALTH CENTERS INC			5	100%	5
MEDEXPRESS URGENT CARE HUNTINGTON		5			5
Wynfield Park Health and Rehabilitation		5			5

COVID-19: testing by laboratory

Data through Jun 2, 2021 verified as of Jun 3, 2021 at 09:25 AM

Data in this report are provisional and subject to change.

The numbers in the table below represent the number of Florida and non-Florida residents for whom test results were received by the Department of Health. A person can be tested by more than one laboratory and can have both positive and negative results. **Therefore, the sum of the numbers in each column will be larger than the total number of people tested.**

Reporting lab	Inconclusive	Negative	Positive	Percent positive	Total
JACKSON SOUTH COMMUNITY HOSPITAL LAB			5	100%	5
MEDHELP PELHAM		5			5
SEASIDE MANOR			5	100%	5
CVS IN6757POCT COLUMBUS		5			5
MEDEXPRESS URGENT CARE - LITTLE ROCK		4	1	20%	5
MINNESOTA DEPARTMENT OF HEALTH PUBLIC HEALTH LABORATORY DIVISION	1		4	80%	5
CVS OH4499POCT LYNDHURST		3	2	40%	5
FRESENIUS KIDNEY CARE SOUTH ORLANDO			5	100%	5
MINUTECLINIC DIAGNOSTIC OF VIRGINIA, LLC #392		5			5
URGENT TEAM MANAGEMENT OF TENNESSEE, L		4	1	20%	5
AKRON GENERAL MEDICAL CENTER MAIN		5			5
MEDEXPRESS URGENT CARE FOX CHAPEL		5			5
CVS CA9803POCT RIVERSIDE		5			5
QUEST DIAGNOSTICS PSC		1	4	80%	5
Kennedy University Hospital -Wash Twp L		5			5
NAVAL MEDICAL CENTER			5	100%	5
INVERNESS FAMILY CARE HIGH RISK PLLC			5	100%	5
LIVING WATERS MEDICAL CENTER			5	100%	5
CVS NV2989POCT NORTH LAS VEGAS		4	1	20%	5
MARION COUNTY FIRE RESCUE		3	2	40%	5
NOVANT HEALTH UVA		2	3	60%	5
ST JOHN'S RIVERSIDE HOSPITAL		4	1	20%	5
WASHINGTON COLLEGE HEALTH SERVICES		5			5
NORTH SHORE HEMATOLOGY-ONCOLOGY ASSOCIATES, PC		5			5
PATIENT FIRST			5	100%	5
REHABILITATION CENTER AT JUPITER GARDENS		5			5
CVS CA9606POCT TEMECULA		5			5
LabCorp of America			5	100%	5
CVS CA9145POCT SANTEE		4	1	20%	5
WEST PACIFIC MEDICAL LABORATORY			5	100%	5
BROOME COUNTY HEALTH DEPARTMENT		4	1	20%	5
STEUBEN COUNTY PUBLIC HEALTH		5			5
Rosedale Green		5			5
CVS NV8784POCT LAS VEGAS		4	1	20%	5
FALLSBURG CHAI		5			5
SOUTH BEND MEDICAL FOUNDATION			5	100%	5
IVY CREEK URGENT CARE OF ENTERPRISE			5	100%	5
ACCESS 365 URGENT CARE LLC		3	2	40%	5
LAKE COUNTY DETENTION CENTER		3	2	40%	5
Waycross Health and Rehabilitation		5			5
SUTTER TRACY COMMUNITY HOSPITAL			5	100%	5
FLORIDA DEPARTMENT OF HEALTH (FDOH)		2	3	60%	5
LIFEGUARD AMBULANCE SERVICE LLC - BAY COUNTY			5	100%	5
CVS OH2381POCT LEWIS CENTER		5			5
DAVENPORT PEDIATRICS PA		1	4	80%	5
FLORIDA HOSPITAL LAKE MARY		5			5

COVID-19: testing by laboratory

Data through Jun 2, 2021 verified as of Jun 3, 2021 at 09:25 AM

Data in this report are provisional and subject to change.

The numbers in the table below represent the number of Florida and non-Florida residents for whom test results were received by the Department of Health. A person can be tested by more than one laboratory and can have both positive and negative results. **Therefore, the sum of the numbers in each column will be larger than the total number of people tested.**

Reporting lab	Inconclusive	Negative	Positive	Percent positive	Total
ADVENTHEALTH MEDICAL GROUP PEDIATRICS AT APOPKA		5			5
CELERION			5	100%	5
COPELAND MEDICAL CLINIC		3	2	40%	5
LOYOLA UNIVERSITY MEDICAL CENTER LABORATORY			5	100%	5
MIAMI MEDICAL CONSULTANT PA			5	100%	5
Walker BaptistMedCtr		4	1	20%	5
MEDICAL CENTER OF BLOUNTSTOWN			5	100%	5
THE DOCTORS CENTER HEALTHCARE-SOUTHSIDE		1	4	80%	5
ENT AND ALLERGY ASSOCIATES OF FLORIDA, LLC			5	100%	5
AEL KNOXVILLE			5	100%	5
RURAL/METRO MIDSOUTH,		5			5
APOLLO GARDENS RETIREMENT RESIDENCE CARE		5			5
ST JOHNS BIOMEDICAL LAB		5			5
MINUTECLINIC DIAGNOSTIC OF NORTH CARO		5			5
SINAI POST ACUTE NURSING AND REHAB CE		5			5
JOHN T MACKAY MD			5	100%	5
WINCHESTER MEDICAL CENTER			5	100%	5
FINLAY		1	4	80%	5
CVS MA217POCT TEWKSBURY		4	1	20%	5
TMH PHYSICIAN PARTNERS SOUTHWOOD		1	4	80%	5
LABS PLUS LLC		5			5
CITRUS HEALTH NETWORK INC		2	3	60%	5
MEDEXPRESS URGENT CARE - ANDERSON		5			5
CVS CA9858POCT SANTA CLARITA		4	1	20%	5
MASSENA HOSPITAL LABORATORY		5			5
UNIVERISTY OF MEMPHIS ATHLETIC TRAINI		5			5
LAFAYETTE NURSING AND REHAB			5	100%	5
CVS AZ4795POCT MESA		5			5
NYC PUBLIC HEALTH LABS			5	100%	5
ALLSTATE HEALTH SERVICES, INC		5			5
ALASKA STATE PUBLIC HEALTH LABORATORY		5			5
MEDICAL CENTER ENTERPRISE		1	4	80%	5
Oceanside Health & Rehabilitation Center		5			5
BAPTIST HEALTH - TOWN CENTER			5	100%	5
HELIX URGENT CARE			5	100%	5
XRL SXF REF LAB		5			5
MID - FLORIDA PATHOLOGY LLC		1	4	80%	5
MEDEXPRESS URGENT CARE - SOUTH PARKERSBURG		5			5
BUEN PASTOR MEDICAL CENTER, INC			5	100%	5
Birchaven		5			5
WALGREENS# 00323		5			5
ADVENTHEALTH MEDICAL GROUP PEDIATRICS		2	3	60%	5
CVS NV408817POCT LAS VEGAS		1	4	80%	5
MEDEXPRESS URGENT CARE- ALLISON PARK		3	2	40%	5
CVS AZ7841POCT TUCSON		5			5
MEDEXPRESS URGENT CARE, MILLCREEK		5			5

COVID-19: testing by laboratory

Data through Jun 2, 2021 verified as of Jun 3, 2021 at 09:25 AM

Data in this report are provisional and subject to change.

The numbers in the table below represent the number of Florida and non-Florida residents for whom test results were received by the Department of Health. A person can be tested by more than one laboratory and can have both positive and negative results. **Therefore, the sum of the numbers in each column will be larger than the total number of people tested.**

Reporting lab	Inconclusive	Negative	Positive	Percent positive	Total
FLORIDA PRIMARY CARE AND SPORTS MEDICINE INC		2	3	60%	5
BLUETAIL MEDICAL GROUP, LLC		4	1	20%	5
COOPER HOSPITAL/UNIVERSITY MEDICAL		5			5
ELDER ALTERNATIVES INC		3	2	40%	5
CVS NC2749POCT CONCORD		5			5
VICKIE N HARRELL MD		4	1	20%	5
BEACH HOUSE		5			5
VIBRA HEALTH LABORATORY			5	100%	5
CAPE COD HOSPITAL			5	100%	5
CYPRESS CREEK MEDICAL CENTER			5	100%	5
HEALTHCARE NETWORK OF SOUTHWEST FLORIDA			5	100%	5
PHYSICIANS IMMEDIATE CARE ELGIN			5	100%	5
CVS OH6149POCT UPPER ARLINGTON		2	3	60%	5
CARENOW URGENT CARE - CENTRAL AUSTIN		1	4	80%	5
UNIVERSITY OF MIAMI / SCCC RESEARCH LABORATORY			5	100%	5
PRL NYC PANDEMIC RESPONSE LAB			5	100%	5
PM PEDIATRICS OF SELDEN		3	2	40%	5
MONTCLAIR STATE UNIV/HLTH & WELLNESS		5			5
CVS NJ1927POCT GREEN BROOK		5			5
PORT ORANGE PEDIATRICS PA			5	100%	5
Katherine Luther Residential Healthcare		5			5
MEDEXPRESS URGENT CARE - WALDORF, CRAIN HWY		5			5
NORTHWOOD UNIVERSITY-BENNETT SPORTS CENTER		5			5
HUNT CLUB MEDICAL CARE			5	100%	5
MINUTECLINIC DIAGNOSTIC OF PENNSYLVAN		4	1	20%	5
LPG PEDIATRICS AT CAPE CORAL		5			5
CVS SC2269POCT COLUMBIA		4	1	20%	5
John L. McClellan Memorial Veterans Hospital		5			5
CARENOW-LEBANON		3	2	40%	5
OPTUMCARE FLORIDA, LLC		3	2	40%	5
PINECREST PEDIATRICS GROUP LLC			5	100%	5
SOUTH FLORIDA URGENT CARE CENTERS, LLC			5	100%	5
VA SALT LAKE CITY HCS		5			5
SUMMIT URGENT CARE EAST POINT		4	1	20%	5
MIAMI CANCER INSTITUTE			5	100%	5
URGENT CARE COASTAL GA			5	100%	5
CLINICAL CARE INC			5	100%	5
CARE CENTER OF LAKE PLACID		1	4	80%	5
BOROPARK URGENT CARE		4	1	20%	5
INFECTION CONTROL/ EMPHEALTH		3	2	40%	5
LIFEPLUS HEALTHCARE GROUP INC		5			5
CFP PHYSICIANS GROUP			5	100%	5
Arbors at Stow		5			5
WESTMINSTER SHORES			5	100%	5
CVS MO4850POCT SPRINGFIELD		5			5
PRECISION LABS LLC		2	3	60%	5

COVID-19: testing by laboratory

Data through Jun 2, 2021 verified as of Jun 3, 2021 at 09:25 AM

Data in this report are provisional and subject to change.

The numbers in the table below represent the number of Florida and non-Florida residents for whom test results were received by the Department of Health. A person can be tested by more than one laboratory and can have both positive and negative results. **Therefore, the sum of the numbers in each column will be larger than the total number of people tested.**

Reporting lab	Inconclusive	Negative	Positive	Percent positive	Total
BRIGHAM AND WOMEN'S HOSPITAL		1	4	80%	5
TANNER MEDICAL CENTER EAST AL		5			5
SOMA MEDICAL CENTER PA #3 PALOMINO			5	100%	5
RELIANT IMMUNE DIAGNOSTICS			5	100%	5
CVS SC1540POCT MYRTLE BEACH		4	1	20%	5
GENTLE HANDS MOBILE PHLEBOTOMY			5	100%	5
CVS OH6167POCT ASHLAND		5			5
QUINTON MEMORIAL HEALTH CARE CENTER		5			5
ADVANCED PEDIATRICS OF BOCA LLC			5	100%	5
JOE DIMAGGIO CHILDREN'S HOSPITAL		1	4	80%	5
PATIENT FIRST - LEESBURG			5	100%	5
CULLMAN REGIONAL MEDICAL CENTER		3	2	40%	5
DIAGNOSTECHS		4	1	20%	5
BAPTIST HOSPITAL EMPLOYEE HEALTH OFF			5	100%	5
WOMACK ARMY MEDICAL CENTER			5	100%	5
UF HEALTH PATHOLOGY LABORATORIES		1	4	80%	5
MINUTECLINIC DIAGNOSTIC MED GRP OF SAN		4	1	20%	5
KETTERING HEALTH			5	100%	5
PHYSICIANS QUALITY CARE			5	100%	5
ALPHADERA LABS, LLC			5	100%	5
VEIL VALLEY MEDICAL CENTER			5	100%	5
DICKSON MEDICAL ASSOCIATES PC PATH LAB		4	1	20%	5
SKYLINE UROLOGY		5			5
SCIENCE CARE			5	100%	5
WILLOW CREEK RETIREMENT CENTER		5			5
EDITH NOURSE ROGERS MEMORIAL VAMC		5			5
HAMILTON MEDICAL CENTER LABORATORY		3	2	40%	5
SAFETY HARBOR SENIOR LIVING			5	100%	5
ADVANCED HEART CARE OF SOUTH FLORIDA		5			5
Kingston Care Center of Sylvania		5			5
HAWTHORNE HEALTH AND REHABILITATION			5	100%	5
Kroger 449 - The Little Clinic Mountain Park		4	1	20%	5
Crowne Health Care of Montgomery		5			5
PHOEBE SUMTER MEDICAL CENTER LABORATORY		4	1	20%	5
AHF PUBLIC HEALTH LABORATORY			5	100%	5
AFFINITY URGENT CARE			5	100%	5
NATURE COAST PRIMARY CARE LAB LLC		1	4	80%	5
Kroger 099 - The Little Clinic Fort Collins		5			5
REELFOOT FAMILY WALK IN CLINIC		4	1	20%	5
JOSEPH SCHENKER MD PC		5			5
CVS MA1238POCT MEDFIELD		4	1	20%	5
OLEAN GENERAL HOSPITAL		5			5
MEDICAL CENTER OF CENTRAL GEORGIA			5	100%	5
BAYSHORE LABORATORY		4	1	20%	5
THONOTOSASSA COMMUNITY HEALTH CENTER		1	4	80%	5
SJH			5	100%	5

COVID-19: testing by laboratory

Data through Jun 2, 2021 verified as of Jun 3, 2021 at 09:25 AM

Data in this report are provisional and subject to change.

The numbers in the table below represent the number of Florida and non-Florida residents for whom test results were received by the Department of Health. A person can be tested by more than one laboratory and can have both positive and negative results. **Therefore, the sum of the numbers in each column will be larger than the total number of people tested.**

Reporting lab	Inconclusive	Negative	Positive	Percent positive	Total
LAKEVIEW HEALTHCARE SYSTEM LLC			5	100%	5
EDEN HEALTH NOMAD LAB		5			5
FLORIDA DEPARTMENT OF HEALTH - INVERNESS		3	2	40%	5
MINUTECLINIC LLC #3351			5	100%	5
PIEDMONT HOSPITAL LAB			5	100%	5
GET WELL EXPRESS URGENT CARE & WALK-IN CLINIC			5	100%	5
SUPER HEALTH PHARMACY LLC		5			5
THE DOCTORS OFFICE OF BRICK, LLC		5			5
AMI ST FRANCIS HOSPITAL LABORATORY		4	1	20%	5
PHYSICIANS IMMEDIATE CARE CHICAGO			5	100%	5
GRADY MEMORIAL HOSPITAL/MICRO			5	100%	5
1ST CHOICE URGENT CARE CENTER LLC		3	1	25%	4
Kroger 895 - The Little Clinic Green Hills		4			4
FLORIDA HOSPITAL PHYSICIANS GROUP		1	3	75%	4
FLORIDA HOSPITAL ALTAMONTE		2	2	50%	4
Fairview		3	1	25%	4
COOK HOSPITAL AND CARE CENTER		3	1	25%	4
MEDEXPRESS URGENT CARE-WILKINS TOWNSHIP, WILLIAM PENN HIGHWAY		4			4
URGENT CARE - OCONEE		2	2	50%	4
CHILDREN'S MEDICAL GROUP		4			4
MEDEXPRESS URGENT CARE GREENSBURG		3	1	25%	4
MEDRITE MEDICAL CARE PC		4			4
LEESBURG REGIONAL MEDICAL CENTER URGENT CARE			4	100%	4
CONSULATE HEATH CARE AT WEST ALTAMONTE			4	100%	4
Kroger 752 - The Little Clinic Central Station		3	1	25%	4
Sky View Rehabilitation and Health Care Center		4			4
BUCKINGHAM PLACE ALF		4			4
FAMILY MEDICAL CLINIC HOMESTEAD, LLC			4	100%	4
LABQ CLINICAL DIAGNOSTICS		4			4
BASCOM PALMER EYE INSTITUTE			4	100%	4
NSUH AT SYOSSET		4			4
CAPTAIN JAMES A. LOVELL FEDERAL HEALTHCARE CENTER			4	100%	4
PATHOLOGY REFERENCE LAB LLC			4	100%	4
OKLAHOMA STATE UNIVERSITY DIAGNOSTIC LAB			4	100%	4
NAVAL BRANCH MEDICAL CLINIC			4	100%	4
LIFE CARE HOME HEALTH SERVICES LLC		1	3	75%	4
CELEBRATION PEDIATRICS			4	100%	4
LOUISIANA DEPT. OF HEALTH AND HOSPITALS-INFECTIOUS DISEASE EPI SECTION			4	100%	4
RAJ K PAI MD PA			4	100%	4
CVS TN7144POCT BARTLETT		4			4
MEDFIRST URGENT CARE			4	100%	4
CUMBERLAND MEDICAL CENTER INC		4			4
MOBILE URGENT CARE			4	100%	4
FLORIDA HEALTHCARE PLAN			4	100%	4
ST CLOUD PHARMACY AND WELLNESS CENTER		2	2	50%	4
MEDEXPRESS URGENT CARE-CHIPPEWA		3	1	25%	4

COVID-19: testing by laboratory

Data through Jun 2, 2021 verified as of Jun 3, 2021 at 09:25 AM

Data in this report are provisional and subject to change.

The numbers in the table below represent the number of Florida and non-Florida residents for whom test results were received by the Department of Health. A person can be tested by more than one laboratory and can have both positive and negative results. **Therefore, the sum of the numbers in each column will be larger than the total number of people tested.**

Reporting lab	Inconclusive	Negative	Positive	Percent positive	Total
PANCARE HEALTH - FRANKLIN CO			4	100%	4
STEAMBOAT EMERGENCY CENTER			4	100%	4
ORANGE COUNTY HEALTH DEPARTMENT		2	2	50%	4
FLORIDA CANCER SPECIALISTS AND RESEARCH		2	2	50%	4
OMNICARE PHARMACY OF TEXAS 1		4			4
MEDEXPRESS URGENT CARE NORWIN		4			4
WINDSOR AT OCALA		3	1	25%	4
BAYLOR ESOTERIC AND MOLECULAR LAB			4	100%	4
MEDEXPRESS URGENT CARE- FORT WORTH N T		4			4
PROMPT CARE OF CENTRAL FLORIDA LLC		1	3	75%	4
SOUTHWESTERN REGIONAL MEDICAL CENTER - TULSA		4			4
CVS CA9497POCT IRVINE		4			4
ANDERSON MEDICAL PC		4			4
AIRPORT CLINIC			4	100%	4
MEDEXPRESS URGENT CARE - HADLEY		4			4
FHPG TAMPA PRIMARY CARE			4	100%	4
HEALTH EXPRESS URGENT CARE		2	2	50%	4
DEPARTMENT OF HEALTH AND ENVIRONMENTAL CONTROL			4	100%	4
Bethany Health and Rehab		4			4
LAKE MARY PEDIATRICS			4	100%	4
MOBIL LAB FOR ALL INC		4			4
HARBORCHASE OF VILLAGES CROSSING			4	100%	4
GILCHRIST COUNTY HEALTH DEPT			4	100%	4
Jackson Health Care Facility		2	2	50%	4
OCEAN MEDICAL CENTER		3	1	25%	4
PARKWAY DRUGS OF ONEIDA COUNTY NORTH I		3	1	25%	4
Kroger 186 - The Little Clinic Holiday Manor		3	1	25%	4
NEULIFE NEUROLOGICAL SERVICES LLC			4	100%	4
Kroger 339 - The Little Clinic Highlands - Bardstown Road		4			4
UNIVERSITY OF MARYLAND MEDICAL CENTER			4	100%	4
PRESBYTERIAN FAMILY HEALTHCARE-KASEMAN		4			4
COMMUNITY HEALTH CENTER OF WEST PALM BEACH			4	100%	4
HACKENSACK MERIDIAN URGENT CARE, PC		4			4
CVS OH4301POCT NORTHFIELD		4			4
NEMOURS CHILDREN'S URGENT CARE LAKE NONA			4	100%	4
NORTHSIDE HOSPITAL D/B/A ARTHRITIS		4			4
BETHESDA HOSPITAL WEST BLOOD GAS LAB			4	100%	4
ROAN DRUG COMPANY LLC		4			4
HARBOUR ISLAND PEDIATRICS LLC			4	100%	4
WHITE EARTH IHS MAIN LAB		4			4
PENINSULA REGIONAL MED CTR LAB			4	100%	4
BAPTIST HEALTH MEDICAL CENTER			4	100%	4
PANCARE HEALTH YOUNGSTOWN			4	100%	4
Willowbrooke Court at Country House		4			4
Health Care Center of Jacksonville			4	100%	4
UAB URGENT CARE CLINIC			4	100%	4

COVID-19: testing by laboratory

Data through Jun 2, 2021 verified as of Jun 3, 2021 at 09:25 AM

Data in this report are provisional and subject to change.

The numbers in the table below represent the number of Florida and non-Florida residents for whom test results were received by the Department of Health. A person can be tested by more than one laboratory and can have both positive and negative results. **Therefore, the sum of the numbers in each column will be larger than the total number of people tested.**

Reporting lab	Inconclusive	Negative	Positive	Percent positive	Total
JFK INTERNAL MEDICINE FACULTY PRACTICE		2	2	50%	4
Medilodge of Alpena		4			4
Bon Secours Community Hospital Lab		4			4
MEDEXPRESS URGENT CARE, HERMITAGE		2	2	50%	4
MAYO CLINIC BEACHES PRIMARY CARE CTR		3	1	25%	4
NORTH DAKOTA DEPT OF HEALTH MICROBIOLOGY		1	3	75%	4
BNJ		4			4
ARCPPOINT LABS OF FORT LAUDERDALE, FL CENTRAL		1	3	75%	4
NAVAL HOSPITAL CAMP PENDLETON			4	100%	4
NOT GIVEN		1	3	75%	4
WE CARE - CARNIVAL CRUISELINE		4			4
CVS NE2741POCT LA VISTA		4			4
CENTRAL FLORIDA WELLNESS LLC		4			4
AFC URGENT CARE GUNBARREL			4	100%	4
A PATTERN MEDICAL CLINIC		4			4
Smoky Mountain Nursing and Rehabilitation Center		4			4
Meadow Lakes		4			4
COMMUNITY PHYSICIANS OF NORTH PORT PA			4	100%	4
BAYCARE LABORATORIES		2	2	50%	4
CVS IN6559POCT AVON		4			4
MEDEXPRESS URGENT CARE-SELINGSGROVE		3	1	25%	4
BRANDON REGIONAL HOSPITAL-CLINICAL LAB			4	100%	4
STONE CLINICAL LABORATORIES OF FL LLC		4			4
Marian Manor, Inc		4			4
INFINITI LABS INC			4	100%	4
DEPARTMENT OF HEALTH/ NEW YORK			4	100%	4
CVS MA2297677CV BOSTON		4			4
MEDEXPRESS URGENT CARE - NUTLEY		4			4
WELLSTAR PAULDING HOSPITAL		4			4
QUEST DIAGNOSTICS INCORPORATED	1		3	75%	4
MEDICAL NETWORK OF ALASKA		4			4
FLORIDA HOSPITAL LABORATORIES		4			4
Kroger 125 - The Little Clinic Castle Rock		3	1	25%	4
CARE ONE PRIMARY CARE			4	100%	4
Metro West Nursing and Rehab			4	100%	4
ASCENDI HOME HEALTH AGENCY INC			4	100%	4
CVS MA2125POCT NATICK		3	1	25%	4
TWELVE OAKS RECOVERY CENTER			4	100%	4
SOLERA SPECIALTY PHARMACY LLC		3	1	25%	4
OHIO CVS STORES		3	1	25%	4
SONIC REFERENCE LABORATORY			4	100%	4
CAREWELL 202			4	100%	4
BAPTIST HOSPITAL NURSING/PATIENT CARE			4	100%	4
LEON MEDICAL CENTERS, LLC			4	100%	4
COVID PROCESSING SITE			4	100%	4
SUMMERFORD NURSING HOME, INC.		4			4

COVID-19: testing by laboratory

Data through Jun 2, 2021 verified as of Jun 3, 2021 at 09:25 AM

Data in this report are provisional and subject to change.

The numbers in the table below represent the number of Florida and non-Florida residents for whom test results were received by the Department of Health. A person can be tested by more than one laboratory and can have both positive and negative results. **Therefore, the sum of the numbers in each column will be larger than the total number of people tested.**

Reporting lab	Inconclusive	Negative	Positive	Percent positive	Total
WALGREENS #07034		4			4
FLORIDA MEDICAL CENTER		1	3	75%	4
CALUSA HARBOUR			4	100%	4
MOUNT SINAI MEDICAL CENTER HIALEAH			4	100%	4
MEDICAL ASSOCIATES OF BREVARD LLC		3	1	25%	4
ELEVATION DIAGNOSTICS		4			4
MEDEXPRESS URGENT CARE - WESTFIELD, E MAIN ST		3	1	25%	4
University Plaza Rehabilitation and Nursing			4	100%	4
CVS CA9485POCT MISSION VIEJO		4			4
PROOFPOINT BIOLOGICS		4			4
CONSOLIDATED LABORATORY SERVICES			4	100%	4
CARE ATC ARLINGTON CENTRAL PARK		4			4
ST PETE DIRECT PRIMARY CARE		2	2	50%	4
MILLER'S MERRY MANOR		4			4
PHYSICIANS IMMEDIATE CARE AURORA			4	100%	4
LIVINGSTON COUNTY DEPT OF HEALTH REPRO			4	100%	4
SANFORD SOUTH UNIVERSITY		4			4
HEALTHQUEST, INC		3	1	25%	4
THE OASIS ALF		4			4
Millennium Nursing & Rehab Center		4			4
DERMATOLOGY SPECIALISTS OF FL - DR. JON WARD			4	100%	4
CROSSROADS URGENT CARE PLLC		4			4
CHRISTIAN REST HOME ASSOC		4			4
MANASOTA PEDIATRICS			4	100%	4
ACCENT PHYSICIAN SPECIALISTS PA		4			4
MEDEXPRESS URGENT CARE - WICHITA, S SENECA ST		2	2	50%	4
NEXT BIO RESEARCH SERVICES, LLC		1	3	75%	4
Crowne Health Care of Greenville		4			4
MONTANA DEPARTMENT OF PUBLIC HEALTH & HUMAN SERVICES			4	100%	4
CARTERSVILLE MEDICAL CENTER		1	3	75%	4
SINAI PLAZA NURSING AND REHAB CENTER			4	100%	4
CRESTAR LABS		2	2	50%	4
INDIAN RIVER SHERIFF OFFICE		4			4
FLORIDA HEART AND VASCULAR			4	100%	4
SunTerrace Health Care Center		3	1	25%	4
BETTERMED URGENT CARE			4	100%	4
RML PHARMACY PC		4			4
ASPEN VALLEY HOSPITAL			4	100%	4
CVS SC7567POCT BOILING SPRINGS		3	1	25%	4
ENCOMPASS HOME HEALTH		4			4
15 TO KNOW			4	100%	4
CVS MA1121POCT WESTFORD		4			4
CVS IN6555POCT BROWNSBURG		4			4
Central Alabama Veterans HCS - West Campus		4			4
SOUTHEASTERN REGIONAL MEDICAL CENTER			4	100%	4
TARPON SPRINGS PEDIATRICS, LLC			4	100%	4

COVID-19: testing by laboratory

Data through Jun 2, 2021 verified as of Jun 3, 2021 at 09:25 AM

Data in this report are provisional and subject to change.

The numbers in the table below represent the number of Florida and non-Florida residents for whom test results were received by the Department of Health. A person can be tested by more than one laboratory and can have both positive and negative results. **Therefore, the sum of the numbers in each column will be larger than the total number of people tested.**

Reporting lab	Inconclusive	Negative	Positive	Percent positive	Total
MICHIGAN HEALTH CLINIC LABORATORIES		3	1	25%	4
WESLEY CHAPEL INTERNAL MEDICINE AND PEDIATRICS			4	100%	4
NHC HealthCare, Pulaski		4			4
MINNESOTA DEPARTMENT OF HEALTH LABORATORY	1		3	75%	4
MEDEXPRESS URGENT CARE - CINNAMINSON		3	1	25%	4
BARRANCO CLINIC PA, THE	1	3			4
UMMC MIDTOWN CAMPUS			4	100%	4
PM PEDIATRICS OF SELDEN PLLC		4			4
SACRED HEART HEALTH SYSTEMS INC			4	100%	4
Heartland of Boynton Beach			4	100%	4
MEDEXPRESS URGENT CARE - FORT SMITH		4			4
MEDEXPRESS URGENT CARE - O'FALLON		4			4
MEDEXPRESS URGENT CARE - HACKETTSTOWN		3	1	25%	4
FCHC (OB)-DARWIN SQUARE CTR.			4	100%	4
WELLSTREET BUCKHEAD SOUTH		3	1	25%	4
PEACEHEALTH LABORATORIES		3	1	25%	4
CVS CT4149POCT EAST HAMPTON		4			4
COVENIENT CARE MEDICAL CLINIC			4	100%	4
GUTHRIE MEDICAL GROUP - CORNING		3	1	25%	4
PALM BEACH CANCER INSTITUTE			4	100%	4
NDX-CORE LAB			4	100%	4
STANFORD HEALTH CARE ANATOMIC PATHOLOGY & CLINICAL LAB			4	100%	4
SIGNATURE CARE EMERGENCY CENTER		2	2	50%	4
DOUGLASVILLE NURSING AND REHABILITATIO		4			4
FAMILY MEDICINE AT WATERMAN		4			4
HELIX BIOMEDICS LLC			4	100%	4
KAISER PERMANENTE REGIONAL LAB		4			4
REFUGE A HEALING PLACE, THE			4	100%	4
DEBORAH HEART AND LUNG CENTER		4			4
JERSEY IRISH MEDICAL (DBA AFC URGENT C		3	1	25%	4
MEDEXPRESS URGENT CARE - WALL		4			4
REGIONAL MEDICAL LAB			4	100%	4
SHARP MEMORIAL HOSPITAL MICROBIOLOGY DEPT			4	100%	4
DYNACARE LABORATORIES			4	100%	4
MEMORIAL HEALTH CARE SYSTEMS			4	100%	4
MEDEXPRESS URGENT CARE, LANCASTER WEST		2	2	50%	4
MEDEXPRESS URGENT CARE-ARLINGTON		3	1	25%	4
ADVENTHEALTH NEW SMYRNA BEACH COMMUNITY HEALTH			4	100%	4
OPTUM OF RED ROAD		4			4
MEDAC AT PORTERS NECK			4	100%	4
FHCP - ORMOND BEACH			4	100%	4
CVS PA10825POCT PLYMOUTH MEETING		4			4
INDUSTRY LAB DIAGNOSTIC PARTNERS			4	100%	4
SIGNATURE CARE MONTROSE		2	2	50%	4
KENTUCKY CABINET FOR HEALTH AND FAMILY SERVICES			4	100%	4
MD NOW URGENT CARE - DELRAY WEST			4	100%	4

COVID-19: testing by laboratory

Data through Jun 2, 2021 verified as of Jun 3, 2021 at 09:25 AM

Data in this report are provisional and subject to change.

The numbers in the table below represent the number of Florida and non-Florida residents for whom test results were received by the Department of Health. A person can be tested by more than one laboratory and can have both positive and negative results. **Therefore, the sum of the numbers in each column will be larger than the total number of people tested.**

Reporting lab	Inconclusive	Negative	Positive	Percent positive	Total
IMIC INC RESEARCH			4	100%	4
HAVEN CUSTEAD CARE CENTER		1	3	75%	4
TRUE HEALTH- HOFFNER		3	1	25%	4
WAKE FOREST MEDICAL CENTER LABORATORY			4	100%	4
AURORA BAYCARE UROLOGY			4	100%	4
CVS CA8872POCT ALISO VIEJO		4			4
POINTE MEDICAL SERVICES INC		2	2	50%	4
UVA HEALTH SYSTEM MEDICAL LABORATORIES			4	100%	4
NHC DICKSON		4			4
WINDER NURSING INC DBA WINDER HEALTH CARE		4			4
RELIANT ACUTE CARE			4	100%	4
BRENTWOOD SENIOR LIVING AT ST PETE			4	100%	4
Lebanon VAMC		3	1	25%	4
ST MARYS HEALTH CARE SYSTEM		3	1	25%	4
MAILBOX DIAGNOSTICS		2	2	50%	4
BAYSTATE MEDICAL CENTER		2	2	50%	4
SOFTCELL L-FORM LABORATORIES, LLC		1	3	75%	4
CDK LIBERTY ENTERPRISES, LLC		4			4
RENE F CEDENO DMD PA		4			4
LAKE FOREST PARK OP CO LLC		4			4
Kroger 124 - The Little Clinic University		3	1	25%	4
SOMA MEDICAL CENTER P.A. #4			4	100%	4
WALGREENS #01456		4			4
AIREVAC INTERNATIONAL		4			4
CVS NH2257POCT MANCHESTER		4			4
Good Samaritan Society - Fairfield Glade		4			4
LIVERNE HEALTH AND REHABILITATION		4			4
EXTENDICARE HEALTH & REHAB CENTER		4			4
CLINICAL CARE CENTER, INC			4	100%	4
CVS OH4359POCT HUDSON		4			4
HAWAII DEPARTMENT OF HEALTH			4	100%	4
GERALD CHAMPION REGIONAL MEDICAL CENTE		4			4
MPG JACKSONVILLE ATLANTIC BLVD		1	3	75%	4
APOPKA FAMILY HEALTH CENTER		3	1	25%	4
NEMOURS CHILDREN'S CLINIC			4	100%	4
MEADOWS AT CYPRESS GARDENS, THE		3	1	25%	4
CORIZON HEALTH INC			4	100%	4
Orchid Cove at Naples			4	100%	4
Bay View Nursing and Rehabilitation Center		3	1	25%	4
DR. G'S URGENT CARE			4	100%	4
RRMC CREEKSIDE LAB		4			4
MINUTECLINIC DIAG OF IND, LLC #6908		4			4
NOVANT HEALTH PRESBYTERIAN		2	2	50%	4
CVS AZ10529POCT SCOTTSDALE		4			4
Harbor House		4			4
Kroger 959 - The Little Clinic Carmel		4			4

COVID-19: testing by laboratory

Data through Jun 2, 2021 verified as of Jun 3, 2021 at 09:25 AM

Data in this report are provisional and subject to change.

The numbers in the table below represent the number of Florida and non-Florida residents for whom test results were received by the Department of Health. A person can be tested by more than one laboratory and can have both positive and negative results. **Therefore, the sum of the numbers in each column will be larger than the total number of people tested.**

Reporting lab	Inconclusive	Negative	Positive	Percent positive	Total
HOME DOCS		2	2	50%	4
MEDEXPRESS URGENT CARE, FAIRMONT		4			4
VELOCITY URGENT CARE			4	100%	4
AFTER HOURS PEDS			4	100%	4
SUMMIT CLINICAL LABORATORIES LLC			4	100%	4
INTERNAL MEDICINE & PEDIATRICS WELLNESS CENTER		1	3	75%	4
CVS TX5807POCT PEARLAND		4			4
MEDEXPRESS URGENT CARE - MARKHAM STREE		3	1	25%	4
CVS PA7132POCT THORNDALE		4			4
SUMNER REGIONAL MEDICAL CENTER		3	1	25%	4
EXPRESS TESTING-ONE			4	100%	4
ANY LAB TEST FAST CORP		3	1	25%	4
SAMARITAN PACIFIC COMMUNITIES HOSPITAL		3	1	25%	4
MINUTE CLINIC DIAGNOSTIC PA		3	1	25%	4
ORLANDO REGIONAL HEALTH SERVICES		2	2	50%	4
Children's Specialized Hospital		4			4
CAPITAL HEALTH LABORATORY INC			4	100%	4
HALIFAX HEALTH CARE FOR WOMEN		3	1	25%	4
LAKESIDE HOSPITAL BELLE GLADE			4	100%	4
MEDEXPRESS URGENT CARE - WEXFORD		4			4
OPTUM FLORIDA		3	1	25%	4
Eldorado Rehab & Healthcare		4			4
CVS PA371POCT PHILADELPHIA		4			4
UNIVERSITY OF MIAMI STUDENT HEALTH SERVICE			4	100%	4
PRIMECARE		2	2	50%	4
Mill Valley Care Center		4			4
CVS MO10151POCT SPRINGFIELD		3	1	25%	4
CENTERPLACE HEALTH, INC			4	100%	4
ENGLE CENTER FOR HEALTH SERVICES		4			4
JUPITER INTERNAL MEDICINE AND ASSOCIATES			4	100%	4
ARCPOINT LABS OF ALTAMONTE SPRINGS		2	2	50%	4
EAST TENNESSEE CHILDREN'S HOSPITAL		3	1	25%	4
GRASSY SPRAIN PHARMACY INC		4			4
SOUTH FLORIDA PEDIATRIC PARTNERS			4	100%	4
BE WELL PHARMACY		4			4
MARK HOANG MD PA			4	100%	4
MERCY HOSPITAL			4	100%	4
ASCENSION ST VINCENT'S MEDICAL CENTER		3	1	25%	4
NHC HealthCare, Cookeville		4			4
MEDEXPRESS URGENT CARE, HANOVER		3	1	25%	4
HAMPTON ALF AT 24TH ROAD LLC			4	100%	4
MINUTECLINIC DIAG OF IND LLC #1367		4			4
CVS PA2296POCT MACUNGIE		4			4
IMA MEDICAL CENTER OF OVIEDO			4	100%	4
MARSHFIELD LABORATORIES			4	100%	4
CVS NC4169POCT FAYETTEVILLE		4			4

COVID-19: testing by laboratory

Data through Jun 2, 2021 verified as of Jun 3, 2021 at 09:25 AM

Data in this report are provisional and subject to change.

The numbers in the table below represent the number of Florida and non-Florida residents for whom test results were received by the Department of Health. A person can be tested by more than one laboratory and can have both positive and negative results. **Therefore, the sum of the numbers in each column will be larger than the total number of people tested.**

Reporting lab	Inconclusive	Negative	Positive	Percent positive	Total
GENUS DIAGNOSTICS			4	100%	4
PM PEDIATRICS OF BAYSIDE, PLLC - MANHASSET		4			4
EMERALD TRACE		4			4
PREMIER PEDIATRICS LLC			4	100%	4
TOTAL RENAL LAB		3	1	25%	4
Henry County Health and Rehabilitation		4			4
METHODIST HEALTHCARE - MEMPHIS HOSP		4			4
SOUTHLAND SUITES OF LAKELAND			4	100%	4
PINELLAS POINT NURSING AND REHAB			4	100%	4
CVS M08555POCT KANSAS CITY		4			4
Lakeview Village		4			4
ADMERA HEALTH			4	100%	4
EFFINGHAM HOSP, INC, DBA EFFINGHAM HEALTH		4			4
GREEN BAY BLIZZARD OFFICE		4			4
CVS AZ7855POCT TUCSON		3	1	25%	4
CVS MI8091POCT FRASER		3	1	25%	4
Westminster Manor		3	1	25%	4
CVS TX3292POCT WYLIE		4			4
MAURY REGIONAL MEDICAL CENTER		4			4
LB Broen Home		4			4
Sears Coastal Nursing and Rehab		4			4
Overton Brooks VAMC		4			4
CVS NY1958POCT SYOSSET		4			4
INTRACOASTAL LABS INC		4			4
BELLIN HEALTH LAB		1	3	75%	4
State Lab Unspecifd			4	100%	4
DACH MAIN LAB			4	100%	4
DEACONESS HOSPITAL			4	100%	4
HEARTLAND - CHARLESTON OF HANAHAN SC,		4			4
EPI			4	100%	4
DEPARTMENT OF HEALTH AND HUMAN SERVICES		2	2	50%	4
JOHNNIE RUTH CLARKE LAB			4	100%	4
SOUTH MIAMI HOSPITAL		1	3	75%	4
CENTRAL FLORIDA INTERNAL OCCUPATIONAL AND		4			4
ST. LUKE'S HOSPITAL - BETHLEHEM CAMPUS		1	3	75%	4
BARTON MEMORIAL HOSPITAL		3	1	25%	4
MEMORIAL HERMANN CONSOLIDATED LABORATORY SERVICES			4	100%	4
LAHEY CLINIC MEDICAL CENTER			4	100%	4
INTERMOUNTAIN HEALTHCARE CENTRAL LABORATORY			4	100%	4
COLONIAL MEDICAL CENTER-EAST ORLANDO			4	100%	4
OHIO HEALTH DOCTORS HOSPITAL			4	100%	4
Medilodge of Montrose		4			4
BETHPAGE EXTENDED HOURS CENTER		4			4
BIOTEST PLASMA CENTER		4			4
TMH REHABILITATION CENTER		4			4
Franklin D. Roosevelt VAMC		4			4

COVID-19: testing by laboratory

Data through Jun 2, 2021 verified as of Jun 3, 2021 at 09:25 AM

Data in this report are provisional and subject to change.

The numbers in the table below represent the number of Florida and non-Florida residents for whom test results were received by the Department of Health. A person can be tested by more than one laboratory and can have both positive and negative results. **Therefore, the sum of the numbers in each column will be larger than the total number of people tested.**

Reporting lab	Inconclusive	Negative	Positive	Percent positive	Total
CVS CA8861POCT BUENA PARK		4			4
URGENT CARE OF THE SMOKIES			4	100%	4
DOCTORS CARE - AIKEN MALL			4	100%	4
CVS IL2297144CV CHICAGO		4			4
MEDEXPRESS URGENT CARE - TEAYS VALLEY		3	1	25%	4
W.G. (Bill) Hefner VAMC		4			4
ACHN CLINIC			4	100%	4
ManorCare Health Services Camp Hill		4			4
PANCARE HEALTH - PONCE DE LEON			4	100%	4
BETHPAGE MEDICAL PLLC		4			4
VITAL CARE URGENT CARE			4	100%	4
WOODLAND VILLAGE HEALTHCARE CENTER		4			4
WILLIAM A HINTON STATE LABORATORY INSTITUTE		1	3	75%	4
MEDEXPRESS URGENT CARE - SOMERSET TOWNSHIP		4			4
GASTROENTEROLOGY ASSOC OF PENSACOLA, PA		2	2	50%	4
TOTAL FAMILY CARE		4			4
SOUTHERN SURGICAL ARTS		4			4
UNION CITY MANOR NURSING CENTER		4			4
PILGRIM PHARMACY INC		4			4
RINGLING HEALTH CENTER		3	1	25%	4
EMORY CRAWFORD LONG HOSPITAL			4	100%	4
CALLE OCHO DIALYSIS			4	100%	4
FLORENCE - HUNTSVILLE HOSPITAL URGENT CARE		3	1	25%	4
ALLEGHENY GENERAL HOSPITAL			4	100%	4
PDL PHARMACY CORP			4	100%	4
CHILDREN'S HEALTHCARE OF ATLANTA AT EG		4			4
HUMC		2	2	50%	4
ELITE PRIMARY CARE OF WAYCROSS		1	3	75%	4
DTR LABS		3	1	25%	4
CRISP REGIONAL HOSPITAL		4			4
RIVER CITY MEDICAL ASSOCIATES INC			4	100%	4
H/L of WEst Ashley Rhabilitation and Nursing Center		4			4
OLYMPUS HEALTH AND PERFORMANCE			4	100%	4
Oak Creek Terrace		4			4
CVS TX1057POCT SAN ANTONIO		3	1	25%	4
WALGREENS #04311		4			4
COVANCE CLS			4	100%	4
FISHERMEN'S HOSPITAL			4	100%	4
MINUTECLINIC DIAGNOSTIC MEDICAL		4			4
CVS HEALTH, #5962		4			4
REMEDY URGENT CLINIC		2	2	50%	4
INTERMARKET FACILITY			4	100%	4
UNIVERSITY OF MIAMI HOSPITALS & CLINIC			4	100%	4
CAREWELL URGENT CARE			4	100%	4
CVS NM7242POCT ALBUQUERQUE		4			4
RESOLUTE PAIN SOLUTIONS		4			4

COVID-19: testing by laboratory

Data through Jun 2, 2021 verified as of Jun 3, 2021 at 09:25 AM

Data in this report are provisional and subject to change.

The numbers in the table below represent the number of Florida and non-Florida residents for whom test results were received by the Department of Health. A person can be tested by more than one laboratory and can have both positive and negative results. **Therefore, the sum of the numbers in each column will be larger than the total number of people tested.**

Reporting lab	Inconclusive	Negative	Positive	Percent positive	Total
MD ANDERSON			4	100%	4
BEAUFORT MEMORIAL			4	100%	4
Glenis Dr VA Outpatient Clinic		3	1	25%	4
UNIVERSITY OF MICHIGAN		2	2	50%	4
HCR ManorCare Greentree		4			4
CVS OH6164POCT DELAWARE		4			4
ELIZABETH CITY HEALTH & REHABILITATION		4			4
ACCESS RECOVERY SOLUTIONS LLC			4	100%	4
ABRAKIDABRA KIDS CLINIC		1	3	75%	4
MEDICINE SHOPPE #1306 THE		3	1	25%	4
AHC of Mckenzie		4			4
MYKIDZMD PEDIATRICS PLLC		4			4
Elderwood at Lancaster		4			4
FAMILY MEDICINE AT WINTER PARK			4	100%	4
CANOPY PEDIATRICS		4			4
CVS CA9492POCT YORBA LINDA		4			4
Stonespring Transitional Care		4			4
HILLVIEW LABORATORY			4	100%	4
LIFEHOPE LABS			4	100%	4
SCRIPPS CLINIC MEDICAL			4	100%	4
PLAINVIEW PRIMARY CARE		4			4
RAPID COVID TESTING, LLC			4	100%	4
ADVANCED URGENT CARE LLC		1	3	75%	4
SONNI'S PEDIATRICS		1	3	75%	4
MEDEXPRESS URGENT CARE - CEDAR KNOLLS		3	1	25%	4
MIAMI COMMUNITY HEALTH CENTER INC		1	3	75%	4
ST. MARY'S HOSPITAL			4	100%	4
TUFTS MEDICAL CENTER		1	3	75%	4
CVS OH3306POCT AKRON		3	1	25%	4
CVS MA969POCT PALMER		4			4
Maine VA HCS		4			4
CVS TX7675POCT RED OAK		2	2	50%	4
JS HEALTHCARE		2	1	33%	3
MANORCARE HEALTH SERVICES BOCA RATON			3	100%	3
ACL LABORATORIES - ROSEMONT			3	100%	3
NORTH SHORE MEDICAL CENTER - SALEM HOSPITAL		1	2	67%	3
BOCA RATON PHYSICIANS PA			3	100%	3
MEDEXPRESS URGENT CARE - RICHMOND, W BROAD ST		3			3
YORK HOSPITAL - LABORATORY			3	100%	3
Kroger 768 - The Little Clinic Leestown Rd		2	1	33%	3
EAST COLONIAL FAMILY MEDICAL CENTER		3			3
HIALEAH SHORES NURSING AND		2	1	33%	3
BARONESS ERLANGER HOSPITAL		3			3
MID FLORIDA CLINICAL LABORATORY		2	1	33%	3
PEDIATRICS BY THE SEA JOG RD OFFICE			3	100%	3
EMERALD PARK OF HOLLYWOOD			3	100%	3

COVID-19: testing by laboratory

Data through Jun 2, 2021 verified as of Jun 3, 2021 at 09:25 AM

Data in this report are provisional and subject to change.

The numbers in the table below represent the number of Florida and non-Florida residents for whom test results were received by the Department of Health. A person can be tested by more than one laboratory and can have both positive and negative results. **Therefore, the sum of the numbers in each column will be larger than the total number of people tested.**

Reporting lab	Inconclusive	Negative	Positive	Percent positive	Total
Bainbridge Health and Rehab		3			3
BROOKDALE ALTAMONTE SPRINGS			3	100%	3
HEALTH AND WELLNESS URGENT CARE LLC			3	100%	3
GREENTREE MEDICAL CENTER			3	100%	3
WALGREENS ORTIZ STELLA (ST 655)		3			3
CARECENTER PHARMACY, LLC		3			3
ALOHA HOME CARE LLC DBA ACCENTCARE HOME HEALTH OF		3			3
PALM COAST DIALYSIS		2	1	33%	3
FLORIDA GASTROENTEROLOGY ASSOCIATES PA		3			3
NASSAU COUNTY HEALTH DEPARTMENT		3			3
Fairhaven Retirement Community		3			3
SPRING LAKE REHABILITATION CENTER			3	100%	3
NEW SMYRNA BEACH AMBULATORY CARE CTR		2	1	33%	3
WELLSTREET SMYNA URGENT CARE		3			3
MCGUFFEY HEALTH CARE CENTER INC		3			3
HEPATOLOGY DIAGNOSTIC LAB			3	100%	3
CVS MA335POCT RAYNHAM		3			3
CVS NV5942POCT LAS VEGAS		3			3
BAPTIST PRIMARY CARE FERNANDINA BEACH			3	100%	3
HARDEN DIALYSIS		1	2	67%	3
DOCTORS HOSPITAL RENAISSANCE			3	100%	3
CROSSVILLE MEDICAL GROUP		1	2	67%	3
MEMORIAL HERMANN HOSPITAL			3	100%	3
CORNERSTONE DRUG AND GIFT INC		3			3
CVS AZ7263POCT PHOENIX		3			3
BAPTIST PRIMARY CARE, INC.		2	1	33%	3
SOUTHERN REGIONAL MEDICAL CENTER		3			3
CVS OH4327POCT PAINESVILLE		3			3
NORTHWELL HEALTH			3	100%	3
OHSU LABORATORY SERVICES		3			3
NORTHERN LIGHT LABORATORY		1	2	67%	3
ASPIRUS WAUSAU HOSPITAL			3	100%	3
CROSSROADS URGENT CARE DBA URGENT TEA		3			3
CVS MD1490POCT GAITHERSBURG		3			3
LOCH HAVEN PEDIATRICS			3	100%	3
Greystone Health Care Center		3			3
COVENANT PEDIATRICS		1	2	67%	3
CVS MA1945POCT HANOVER		3			3
MORSELIFE HOME CARE INC			3	100%	3
MEDEXPRESS-HOUSTON EAST FWY		1	2	67%	3
DUKE UNIVERSITY POINT OF CARE TESTING PROGRAM			3	100%	3
ARCPPOINTLABS OF VIRGINIA BEACH		1	2	67%	3
AZALEALAND NURSING HOME		3			3
AVALON MEDICAL GROUP		1	2	67%	3
ALABAMA DEPT PUBLIC HEALTH			3	100%	3
TARRANT COUNTY PUBLIC HEALTH		3			3

COVID-19: testing by laboratory

Data through Jun 2, 2021 verified as of Jun 3, 2021 at 09:25 AM

Data in this report are provisional and subject to change.

The numbers in the table below represent the number of Florida and non-Florida residents for whom test results were received by the Department of Health. A person can be tested by more than one laboratory and can have both positive and negative results. **Therefore, the sum of the numbers in each column will be larger than the total number of people tested.**

Reporting lab	Inconclusive	Negative	Positive	Percent positive	Total
LEE MEMORIAL HOSPITAL BLOOD GAS LAB			3	100%	3
ACCELERATED URGENT CARE		3			3
New Jersey Aim At Smg		3			3
HOLLAND AMERICA PRINCESS - ALASKA YUKON		3			3
ST JOHNS EPISCOPAL HOSPITAL SOUTH SHORE		2	1	33%	3
SUDARSAN KAMISSETTY MD PA			3	100%	3
CGH MEDICAL CENTER			3	100%	3
AFFORDABLE PRIMARY CARE LLC		3			3
ANN STORCK CENTER INC		3			3
MEMORIAL HEALTH SYSTEM		1	2	67%	3
ADVENTHEALTH MEDICAL GROUP OBSTETRICS			3	100%	3
FAMILY CARE SPECIALISTS OF ORLANDO			3	100%	3
HEALGEN SCIENTIFIC			3	100%	3
DIGNITY HEALING LLC			3	100%	3
GONZALEZ MD AND ASWAD MD HEALTH SERVICES			3	100%	3
NEBRASKA DEPARTMENT OF HEALTH AND HUMAN SERVICES			3	100%	3
CLINICAL CARE ASSOCIATES, INC			3	100%	3
MEDEXPRESS URGENT CARE - DERBY N ROCK		3			3
CALIFORNIA DEPARTMENT OF PUBLIC HEALTH BRANCH LABORATORY			3	100%	3
WINDERMERE PEDIATRICS			3	100%	3
MEDIC INFUSION PA		3			3
ORMOND BEACH URGENT CARE			3	100%	3
CVS MA937POCT CARVER		3			3
SSM HEALTH ST LOUIS MICROBIOLOGY LABORATORY		1	2	67%	3
MANORCARE NURSING & REHABILITATION CENTER-NAPLES		3			3
Crowne Health Care of Eufaula		3			3
HOCHBERG LOWER SCHOOL		3			3
PEDIATRICS AND ADOLESCENT MEDICINE		2	1	33%	3
NORTHEAST FLORIDA INTERNAL MEDICINE PA		3			3
NATHAN LITTAUER HOSPITAL LAB		3			3
NEWSTAR MEDICAL LABORATORIES		3			3
ALLIED PHYSICIANS GROUP PLLC		3			3
SOFTLAB			3	100%	3
Village on the Green			3	100%	3
TIFTON CARECONNECT URGENT CARE			3	100%	3
Illiana HCS -Danville VAMC		3			3
YOUR DOCTOR'S OFFICE		2	1	33%	3
Magnolia Health and Rehab Center			3	100%	3
Glenview Terrace Nursing Center		3			3
UHEALTH CORAL SPRINGS			3	100%	3
VIRGINIA DIVISION OF CONSOLIDATED LABORATORIES			3	100%	3
MEDEXPRESS URGENT CARE - LINKHORNE		3			3
CVS TX7603POCT SAGINAW		3			3
BOLING, STEPHANIE		3			3
CAROLINAS MEDICAL CENTER			3	100%	3
John Knox Manor Inc II		2	1	33%	3

COVID-19: testing by laboratory

Data through Jun 2, 2021 verified as of Jun 3, 2021 at 09:25 AM

Data in this report are provisional and subject to change.

The numbers in the table below represent the number of Florida and non-Florida residents for whom test results were received by the Department of Health. A person can be tested by more than one laboratory and can have both positive and negative results. **Therefore, the sum of the numbers in each column will be larger than the total number of people tested.**

Reporting lab	Inconclusive	Negative	Positive	Percent positive	Total
DASCENA LAB			3	100%	3
EVENING PEDIATRICS INC		1	2	67%	3
WELLSTAR URGENT CARE SHALLOWFORD		1	2	67%	3
HOLY CITY MED URGENT CARE			3	100%	3
Altenheim Senior Living		3			3
MEDEXPRESS URGENT CARE - WOODBURY		1	2	67%	3
DOCTOR TODAY URGENT CARE			3	100%	3
CONCENTRA - PLANTATION		3			3
DEER'S HEAD CENTER		3			3
KIDS CARE PEDIATRICS			3	100%	3
RIGHT AT HOME			3	100%	3
PRIMARY CARE CENTER OF LAKE CITY, THE			3	100%	3
B2 URGENT CARE		1	2	67%	3
GROVES CENTER			3	100%	3
FAST TEST NOW		3			3
MISSISSIPPI CARE CENTER OF DEKALB LLC		3			3
CHEROKEE COUNTY HEALTH AND REHAB CENTER		3			3
The Good Shepherd		3			3
CVS AZ9374POCT TUCSON		3			3
CLINICA HISPANIA			3	100%	3
PROHEALTH PRIMARY CARE - GLEN OAKS		3			3
CVS AZ7075POCT CHANDLER		3			3
Fort Gaines Health and Rehab		3			3
TOMAH VAMC		2	1	33%	3
Kroger 448 - The Little Clinic Mason		3			3
Walgreens #5984		3			3
PIEDMONT ROCKDALE HOSPITAL		2	1	33%	3
AVANTE INVERNESS		1	2	67%	3
NATIONAL JEWISH HEALTH			3	100%	3
UNIVERSITY HEALTH SERVICES RIVER CAMPUS		2	1	33%	3
North Ottawa Care Center at Heartwood Lodge		3			3
FULGENT GENETICS HOUSTON		3			3
CDPH BRANCH LABORATORY			3	100%	3
CVS MA1179POCT HUDSON		2	1	33%	3
SEMINOLE FAMILY HEALTH CENTER		3			3
CVS MO5727POCT PLATTE CITY		3			3
TRICORE REFERENCE LABORATORY		1	2	67%	3
BNC Medical Investors, LLC Berrien Nursing & Rehabilitation Center		3			3
Fox Subacute at Warrington		3			3
MARYLAND STATE DEPT OF HEALTH	2		1	33%	3
FLORIDA MEDICAL CLINIC, LLC			3	100%	3
CORE CLINICS, LLC		3			3
MEDEXPRESS URGENT CARE-SALINA, S 9TH ST		3			3
JOJAN PHARMA INC		3			3
BROOKDALE OAKBRIDGE		1	2	67%	3
WEILL CORNELL MEDICAL ASSOCIATES - EAST SIDE		3			3

COVID-19: testing by laboratory

Data through Jun 2, 2021 verified as of Jun 3, 2021 at 09:25 AM

Data in this report are provisional and subject to change.

The numbers in the table below represent the number of Florida and non-Florida residents for whom test results were received by the Department of Health. A person can be tested by more than one laboratory and can have both positive and negative results. **Therefore, the sum of the numbers in each column will be larger than the total number of people tested.**

Reporting lab	Inconclusive	Negative	Positive	Percent positive	Total
VIRGINIA DEPARTMENT OF HEALTH DIVISION OF			3	100%	3
COASTAL PEDIATRIC CARE			3	100%	3
MAYO		1	2	67%	3
CVS SC5471POCT LEXINGTON		2	1	33%	3
BETHESDA HOSPITAL EAST BLOOD GAS LAB			3	100%	3
CELEBRATION PRIMARY CARE ASSOCIATES LLC		3			3
EXETER HOSPITAL		3			3
NC STATE LABORATORY OF PUBLIC HEALTH		3			3
FLORIDA DEPARTMENT OF HEALTH IN ESCAMBIA COUNTY		2	1	33%	3
PARRISH MEDICAL CENTER-WAIVED TESTING		3			3
MERCY HEALTH			3	100%	3
KAP MEDICAL GROUP, LLC			3	100%	3
UNITY HEALTH AND REHABILITATION CENTER			3	100%	3
INSPIRED LIVING AT SARASOTA			3	100%	3
FLORIDA LABORATORY ANALYSIS, LLC			3	100%	3
CABELL HUNTINGTON HOSPITAL CLINICAL LAB			3	100%	3
THE OASIS BEACHSIDE		3			3
OHIO DEPARTMENT OF HEALTH LABORATORY		2	1	33%	3
PLANT CITY FAMILY CARE		3			3
ALABAMA MEDICAL GROUP PC		2	1	33%	3
ALLIANCE LABS @LRMC			3	100%	3
INSPIRA MEDICAL CENTER VINELAND LAB		2	1	33%	3
CARESPOT-WELLINGTON			3	100%	3
VA OUTPATIENT CLINIC-NEW PORT RICHEY			3	100%	3
MEDEXPRESS URGENT CARE, BELLE VERNON		3			3
NEXTCARE WYOMING LLC			3	100%	3
FLAGLER FAMILY MEDICINE PA			3	100%	3
NASSAU COUNTY HEALTH DEPARTMENT-FERNANDINA BEACH C		3			3
UC CORAL GABLES		1	2	67%	3
Macon Valley Nursing and Rehabilitation Center		3			3
BAPTIST HEALTH SURGERY CENTER AT NORTHPOINT			3	100%	3
Cleveland Clinic Weston			3	100%	3
Huntington Health Care and Rehabilitation Center		3			3
CULVER EDUCATIONAL FOUNDATION		3			3
GEISINGER COMMUNITY MEDICAL CENTER			3	100%	3
OPENTRONS PRL		2	1	33%	3
VIRTUA MEMORIAL HOSPITAL BURLINGTON COUNTY		1	2	67%	3
CEDAR CREST HEALTH CENTER		3			3
Florida Baptist Retirement Center		1	2	67%	3
MURFREESBORO MEDICAL CLINIC		3			3
ACCESS HEALTH CARE		2	1	33%	3
SUN TERRACE HEALTH CARE CENTER			3	100%	3
Medford Multicare		3			3
MEDICAL CITY DALLAS HOSPITAL			3	100%	3
COMMUNITY MEDICAL CENTER			3	100%	3
Kroger 592 - The Little Clinic Alexander Plaza		2	1	33%	3

COVID-19: testing by laboratory

Data through Jun 2, 2021 verified as of Jun 3, 2021 at 09:25 AM

Data in this report are provisional and subject to change.

The numbers in the table below represent the number of Florida and non-Florida residents for whom test results were received by the Department of Health. A person can be tested by more than one laboratory and can have both positive and negative results. **Therefore, the sum of the numbers in each column will be larger than the total number of people tested.**

Reporting lab	Inconclusive	Negative	Positive	Percent positive	Total
SAVANNAH COVE		3			3
24TH WEAPONS OF MASS DESTRUCTION - CIVIL SUPPORT		3			3
RAPID URGENT CARE INC		3			3
BOONES CREEK URGENT CARE		1	2	67%	3
Granville Center	1	2			3
MARYWOOD NURSING CARE CENTER		3			3
TAMPA INTERNATIONAL AIRPORT			3	100%	3
Medilodge of Monroe		3			3
MEDEXPRESS URGENT CARE - JEANNETTE		3			3
PRECIDENT FLORIDA		3			3
MEDEXPRESS - WILMINGTON KIRKWOOD HIGHWAY		2	1	33%	3
ENCOMPASS HEALTH HOME HEALTH		1	2	67%	3
UNIVERSITY URGENT CARE			3	100%	3
CVS OH5457POCT POWELL		3			3
PARKLAND HEALTH & HOSPITAL			3	100%	3
Highland Ave. Eye Clinic		3			3
MT CARMEL PHARMACY INC		3			3
MANATEE URGENT CARE LLC			3	100%	3
ALVERNO CLINICAL LABORATORIES			3	100%	3
EXPEDIAN URGENT CARE			3	100%	3
F W HUSTON MEDICAL CENTER SENIOR LIVIN		3			3
Kingston of Ashland		3			3
CVS MA38POCT CHARLTON		3			3
CVS KS676POCT LAWRENCE		2	1	33%	3
CLEARWATER		2	1	33%	3
CVS NE5863POCT OMAHA		1	2	67%	3
CVS NV5286POCT HENDERSON		3			3
SCIENTIFIC LABORATORY DIVISION			3	100%	3
OCEAN PEDIATRIC CARE			3	100%	3
CVS MA137POCT QUINCY		3			3
NEMOURS CHILDREN'S PRIMARY CARE, LONGWOOD			3	100%	3
LINCOLN MEDICAL CENTER		3			3
PHYSICIANS CARE INC		1	2	67%	3
NORTH NAPLES HOSPITAL RESPIRATORY THERAPY DEPARTMENT			3	100%	3
THE PATHOLOGY LABORATORY		1	2	67%	3
LRHS Florida Poly Tech		3			3
LIFEGUARD AMBULANCE SERVICE LLC, TEXAS			3	100%	3
PROPATH			3	100%	3
COASTAL SKIN SURGERY AND DERMATOLOGY PL		3			3
MUNSON MEDICAL CENTER			3	100%	3
MEMORIAL HEALTH UNIVERSITY MEDICAL CENTER			3	100%	3
NEMOURS CHILDRENS PRIMARY CARE HORIZON WEST			3	100%	3
PINELLAS CHD - CLEARWATER		2	1	33%	3
TAYLOR MANOR		1	2	67%	3
EAST NAPLES PEDIATRICS			3	100%	3
CVS NC3514POCT STANLEY		3			3

COVID-19: testing by laboratory

Data through Jun 2, 2021 verified as of Jun 3, 2021 at 09:25 AM

Data in this report are provisional and subject to change.

The numbers in the table below represent the number of Florida and non-Florida residents for whom test results were received by the Department of Health. A person can be tested by more than one laboratory and can have both positive and negative results. **Therefore, the sum of the numbers in each column will be larger than the total number of people tested.**

Reporting lab	Inconclusive	Negative	Positive	Percent positive	Total
Kroger 627 - The Little Clinic Castleberry		2	1	33%	3
URGENT CARE 24/7 TAMPA			3	100%	3
ADVANCED PEDIATRICS			3	100%	3
CAMPAZZI CONCIERGE MEDICAL SERVICES		2	1	33%	3
US SPECIALTY LABS			3	100%	3
MEADOWS REGIONAL MEDICAL CENTER		2	1	33%	3
RIVERSIDE METHODIST HOSPITAL LAB			3	100%	3
ONE MEDICAL GROUP		1	2	67%	3
LEESBURG COMMUNITY HEALTH CENTERS			3	100%	3
C A R E S OXFORD		2	1	33%	3
ASANTE ROGUE REGIONAL MEDICAL CENTER L		3			3
FIRST CARE - MIDDLESBORO			3	100%	3
ACCESS LABORATORIES LLC			3	100%	3
SANFORD LABORATORY BISMARCK		2	1	33%	3
MINUTECLINIC DIAGNOSTIC, PA		3			3
UNIVERSITY MEDICAL CENTER OF SOUTHERN NEVADA (UMCSN)			3	100%	3
Crowne Health Care of Mobile		3			3
MANHATTANVILLE COLLEGE STUDENT HEALTH CENTER		3			3
CLARA MAASS TRANSITIONAL CARE UNIT		3			3
HOUSTON MEDICAL CENTER			3	100%	3
CLINIC OF PLANT CITY, THE		2	1	33%	3
MEMORIAL HERMANN			3	100%	3
PEDIATRICS IN NORTH FLORIDA PA			3	100%	3
ADVENTHEALTH SEBRING- INFECTION CONTROL DEPARTMENT			3	100%	3
ADVANCED URGENT CARE CENTER OF THE UPPER KEYS		1	2	67%	3
VA WNYHCS - Buffalo Division		2	1	33%	3
FLORIDA MENTOR-POINT WEST CLUSTER		3			3
ESTERO FIRE RESCUE		3			3
PENSACOLA MEDICAL CLINIC LLC			3	100%	3
MASSACHUSETTS DEPARTMENT OF HEALTH			3	100%	3
MARLBORO URGENT CARE		3			3
ORLANDO AIRPORT DIALYSIS		3			3
Schoolcraft Medical Care Facility		3			3
OPTUM PRIMARY CARE - SILVER LAKES			3	100%	3
RICHMOND CITY DEPARTMENT OF PUBLIC HEALTH			3	100%	3
JERSEY IRISH MEDICAL		3			3
PRIMARY & URGENT CARE CENTERS			3	100%	3
NEBRASKA MEDICAL CENTER			3	100%	3
Diversicare of Ripley		3			3
Maryfield Inc. dba Pennybyrn		3			3
SOUTH LAKE FAMILY HEALTH CENTER			3	100%	3
CENTRAL FL INTERNAL MEDICINE ASSOCIATES LLC		3			3
MEDEXPRESS URGENT CARE - TOPEKA, SW WANAMAKER RD		3			3
NORTHWEST FLORIDA CLINICAL LAB		1	2	67%	3
GINKGO-IXLAYER		3			3
WISE HEALTH SYSTEM		1	2	67%	3

COVID-19: testing by laboratory

Data through Jun 2, 2021 verified as of Jun 3, 2021 at 09:25 AM

Data in this report are provisional and subject to change.

The numbers in the table below represent the number of Florida and non-Florida residents for whom test results were received by the Department of Health. A person can be tested by more than one laboratory and can have both positive and negative results. **Therefore, the sum of the numbers in each column will be larger than the total number of people tested.**

Reporting lab	Inconclusive	Negative	Positive	Percent positive	Total
RAPID CITY RUGENT CARE			3	100%	3
CVS NJ2949POCT EAST HANOVER		2	1	33%	3
NORTHWESTERN UNIVERSITY HEALTH SERVICE NURSING		3			3
BOND & STEELE CLINIC, PA			3	100%	3
MEDEXPRESS URGENT CARE - LINDEN		3			3
HAMILTON COUNTY HEALTH DEPARTMENT		3			3
FAMILY TREE MEDICAL GROUP PA		2	1	33%	3
LAURELLWOOD NURSING CENTER		1	2	67%	3
PATIENT FIRST - HAMILTON		3			3
VISITING PHYSICIANS OF THE TREASURE COAST LLC			3	100%	3
ISLAND NURSING HOME		2	1	33%	3
LEXINGTON MEDICAL CENTER		1	2	67%	3
CVS OH2540POCT HILLIARD		3			3
NORTHCREST MEDICAL CENTER		1	2	67%	3
VALLEY HOSPITAL MEDICAL CENTER		1	2	67%	3
EASTGENE LABORATORIES		3			3
ADVICE FOR OPTIMAL WELLNESS, INC			3	100%	3
AUSTIN PUBLIC HEALTH			3	100%	3
MARRA'S PHARMACY		3			3
SUMMIT MEDICAL GROUP - WEST ORANGE		3			3
ERIE COUNTY PUBLIC HEALTH CLINICAL		3			3
BAPTIST OUTPATIENT SERVICES			3	100%	3
NORTON SOUND REGIONAL HOSPITAL - LAB		3			3
PRISMA HEALTH MIDLANDS			3	100%	3
WALGREENS #03093		3			3
GULF COAST IMMEDIATE CARE CENTER		1	2	67%	3
INTERNAL MEDICINE AND WOUND CARE SPECIALIST LLC		3			3
CCRX OF NORTH CAROLINA, LLC		2	1	33%	3
MIDWAY SPECIALTY CARE RX LLC		1	2	67%	3
FRESENIUS KIDNEY CARE			3	100%	3
CVS NE8616POCT LINCOLN		1	2	67%	3
WALGREENS #21282		3			3
CAREHERE - INDIAN RIVER		3			3
BAYSHORE MEDICAL CENTER LABORATORY		3			3
EXPRESSCARE URGENT CARE CENTER			3	100%	3
Englewood Health and Rehab			3	100%	3
TEMPUS_LABS			3	100%	3
HOMELAND CENTER		3			3
CANOPY AT HARPER LAKE, THE			3	100%	3
DOCTOR 4 U CLINIC		1	2	67%	3
Manor Care-Kingston Court of York PA, LLC		3			3
WOMENS CARE FLORIDA LLC-LABORATORY		3			3
WALGREENS #07502		3			3
KISSIMMEE URGENT CARE		3			3
CVS NJ2369POCT JACKSON		3			3
BROADWAY HEALTH FLORIDA MEDICAL CLINIC URGENT CARE			3	100%	3

COVID-19: testing by laboratory

Data through Jun 2, 2021 verified as of Jun 3, 2021 at 09:25 AM

Data in this report are provisional and subject to change.

The numbers in the table below represent the number of Florida and non-Florida residents for whom test results were received by the Department of Health. A person can be tested by more than one laboratory and can have both positive and negative results. **Therefore, the sum of the numbers in each column will be larger than the total number of people tested.**

Reporting lab	Inconclusive	Negative	Positive	Percent positive	Total
BAY MEDICAL SACRED HEART BEACH EMERGENCY ROOM		2	1	33%	3
Hunters Creek Nursing and Rehab			3	100%	3
UNITY LONGPOND		3			3
SCHIFF CENTER FOR LIVER DISEASES		1	2	67%	3
Community Resource and Referral Center		3			3
CVS PA7611POCT ALLISON PARK		3			3
MARTIN MEDICAL CENTER INC		1	2	67%	3
HARBORCHASE OF STUART			3	100%	3
UF HEALTH THE VILLAGES		2	1	33%	3
ACL LABORATORIES INDUSTRIAL TOXICOLOGY			3	100%	3
Gracemore Nursing and Rehab		3			3
SISD EMPLOYEE HEALTH CLINIC			3	100%	3
CVS MA41POCT TAUNTON		2	1	33%	3
CVS CA8882POCT SAN CLEMENTE		3			3
THE RIM URGENT CARE			3	100%	3
CENTURY LINK SPORTS COMPLEX			3	100%	3
VASNHS-Northeast PC Clinic		2	1	33%	3
IOWA DEPARTMENT OF PUBLIC HEALTH			3	100%	3
St Mary's d'Youville Pavilion		3			3
LUCID LABORATORY SERVICES		3			3
JACKSONVILLE VA OPC			3	100%	3
MEDEXPRESS URGENT CARE - HAZLET		2	1	33%	3
CROWNE HEALTH CARE OF FORT PAYNE		2	1	33%	3
MEDSTAR URGENT CARE, LLC			3	100%	3
MEDEXPRESS URGENT CARE, EDWARDSVILLE		3			3
SPRING VALLEY HOSPITAL MEDICAL CENTER			3	100%	3
WALGREENS #05477		3			3
PREMIER CLINICAL RESEARCH INSTITUTE INC			3	100%	3
VA Long Beach HCS		3			3
NORTH CENTRAL CORRECTIONAL INSTITUTION		3			3
BEEBE MEDICAL CENTER LABORATORY		3			3
GRIFOLS IH CENTER AND CLINICAL LABORATORY			3	100%	3
TGH Brandon Healthplex Laboratory			3	100%	3
Kroger 387 - The Little Clinic Hubbards Lane		3			3
APEX CLINICAL LABORATORIES INC		3			3
IM&P WELLNES CENTER			3	100%	3
TIEHH BIOTERRORISM RESPONSE LAB			3	100%	3
HEALTH SENTRY			3	100%	3
BAPTIST HOSPITAL OF MIAMI MCI BROWARD LABORATORY			3	100%	3
HOUSTON METHODIST HOSPITAL			3	100%	3
CVS SC2497POCT LEXINGTON		3			3
CORTLAND COUNTY HEALTH DEPARTMENT		3			3
MEDEXPRESS URGENT CARE - TOTOWA		3			3
LITTLE SPURS PEDIATRIC URGENT CARE		1	2	67%	3
VELOCITY CARE			3	100%	3
CORMEUM LAB SERVICES, LLC			3	100%	3

COVID-19: testing by laboratory

Data through Jun 2, 2021 verified as of Jun 3, 2021 at 09:25 AM

Data in this report are provisional and subject to change.

The numbers in the table below represent the number of Florida and non-Florida residents for whom test results were received by the Department of Health. A person can be tested by more than one laboratory and can have both positive and negative results. **Therefore, the sum of the numbers in each column will be larger than the total number of people tested.**

Reporting lab	Inconclusive	Negative	Positive	Percent positive	Total
MED FUSION			3	100%	3
CAREHERE LLC			3	100%	3
NEVADA DEPARTMENT OF HEALTH AND HUMAN SERVICES			3	100%	3
ADVANCE FAMILY PRACTICE LLC			3	100%	3
MEDEXPRESS URGENT CARE - WHEELING		2	1	33%	3
PIEDMONT MOUNTAINSIDE HOSPITAL LAB - E		3			3
LEGACY ER AND URGENT CARE			3	100%	3
Kings County Hospital Center			3	100%	3
SPARROW CENTRAL LAB			3	100%	3
AMBER COURT OF ELIZABETH		3			3
CVS IL2798POCT CHICAGO		1	2	67%	3
ALCALA PHARMACEUTICALS			3	100%	3
PHYSICIANS MEDICAL CENTER		3			3
HARRINGTON PARK HEALTH AND REHAB		3			3
FLORIDA MEDICAL ASSOCIATES		3			3
2412 LEBANON PIKE		2	1	33%	3
ORCHID COVE DAYTONA			3	100%	3
UHEALTH JACKSON URGENT CARE - CUTLER BAY		1	2	67%	3
FOUR WINDS BEHAVIORAL HEALTH		3			3
SUNDALE NURSING HOME		3			3
Harris Hill Nursing Facility		3			3
HEALTH FIRST MEDICAL GROUP			3	100%	3
ADVENTHEALTH IMAGING LAKE NONA		1	2	67%	3
Kroger 753 - The Little Clinic Goss Avenue		3			3
CVS AZ5892POCT LAVEEN		3			3
AristaCare at Meadow Springs		3			3
COOSA VALLEY HEALTHCARE CENTER LLC		3			3
MONTANA PUBLIC HEALTH LAB			3	100%	3
HARBOUR'S EDGE		2	1	33%	3
MEDEXPRESS URGENT CARE, LEBANON		3			3
TRUE HEALTH - LAKE UNDERHILL		3			3
ASCENSION ST VINCENT'S RIVERSIDE			3	100%	3
CVS TX2876POCT PROSPER		3			3
LIFE CARE CENTER OF SKAGIT VALLEY		3			3
CARENOW-ATASCOCITA			3	100%	3
LAB PLUS, LLC AT ASCENSION SAINT THOMA		3			3
SANIBEL MEDICAL CLINIC		1	2	67%	3
SOUTH COUNTY MENTAL HEALTH CENTER INC			3	100%	3
MEDSTAR HEALTH URGENT CARE			3	100%	3
FREDERICK MEMORIAL HOSPITAL			3	100%	3
PREMIER MOBILE HEALTH SERVICES, LLC		1	2	67%	3
LEGACY ER & URGENT CARE - FRISCO WEST			3	100%	3
GREATER MOBILE URGENT CARE - SPRINGHILL			3	100%	3
SAFE PMC		3			3
Kroger 635 - The Little Clinic Dacula		3			3
RCA LABORATORY SERVICES LLC			3	100%	3

COVID-19: testing by laboratory

Data through Jun 2, 2021 verified as of Jun 3, 2021 at 09:25 AM

Data in this report are provisional and subject to change.

The numbers in the table below represent the number of Florida and non-Florida residents for whom test results were received by the Department of Health. A person can be tested by more than one laboratory and can have both positive and negative results. **Therefore, the sum of the numbers in each column will be larger than the total number of people tested.**

Reporting lab	Inconclusive	Negative	Positive	Percent positive	Total
STANKUS FAMILY CARE		1	2	67%	3
MID-FLORIDA PATHOLOGY LLC - MOBILE UNIT # 3		1	2	67%	3
URGENT DOC - URGENT CARE CLINIC			3	100%	3
MEDICAL SERVICES OF AMERICA HOME HEALTH		3			3
SURETOX LABORATORY LLC		2	1	33%	3
NORTH BROWARD HOSPITAL DISTRICT HEALTHCARE FOR THE HOMELESS			3	100%	3
MINUTECLINIC, LLC #05891		2	1	33%	3
THOMAS LANGLEY			3	100%	3
PALM COTTAGE OPERATOR LLC		2	1	33%	3
CVS OH398OPOCT KENT		3			3
AUGUSTA UNIVERISTY MEDICAL CENTER			3	100%	3
SOUTHEASTERN IMMEDIATE CARE- MILLEDGEVILLE GA			3	100%	3
Domiciliary Rehab & Residential Treatment Program		3			3
Kroger 571 - The Little Clinic Hendersonville		1	2	67%	3
Kroger 522 - The Little Clinic Gahanna		2	1	33%	3
ACCOMPLISHED HOME CARE		3			3
MEDFUSION		2	1	33%	3
TAMPA		1	2	67%	3
LEGACY LABORATORY SERVICES			3	100%	3
Eugene J. Towbin Healthcare Center		3			3
CENTRAL DUPAGE HOSPITAL			3	100%	3
CVS PHARMACY INC DBA CVS/PHARMACY #10908		3			3
WEST FLORIDA MEDICAL ASSOCIATES		1	2	67%	3
CVS MINUTE CLINIC #5836		3			3
QUEST DIAGNOSTICS CLINICAL LABORATORIES INC		2	1	33%	3
MELBOURNE URGENT CARE	1		2	67%	3
WATERS PEDIATRIC CENTER			3	100%	3
LACKAWANNA HEALTH AND REHAB CENTER		3			3
NORTH SHORE HOSP. INFECTION CONTROL			3	100%	3
INN AT LAPOSADA,THE			3	100%	3
FAST PACE URGENT CARE			3	100%	3
PUBLIC HEALTH TRUST OF MIAMI DADE COUNTY			3	100%	3
ST LUKES HOSPITAL			3	100%	3
MEDEXPRESS URGENT CARE-CLOQUET		3			3
WAKULLA URGENT CARE & DIAGNOSTIC			3	100%	3
JOHN D. ARCHBOLD MEM. HOSPITAL			3	100%	3
ST MARY'S HEALTHCARE LABORATORY		2	1	33%	3
CERTIVIA LABORATORIES			3	100%	3
LPG PEDIATRICS AT LEHIGH ACRES		2	1	33%	3
WOODMARK AT UPTOWN ASSISTED LIVING		3			3
SUNBRIDGE CARE & REHAB FOR DECATUR		3			3
WEST TN HEALTH MED NORTH		3			3
CVS TX19POCT SPRING		3			3
Jersey City Medical Center		3			3
SOUTHCARE PHARMACY INC		1	2	67%	3
COX HEALTH SOUTH LAB		1	2	67%	3

COVID-19: testing by laboratory

Data through Jun 2, 2021 verified as of Jun 3, 2021 at 09:25 AM

Data in this report are provisional and subject to change.

The numbers in the table below represent the number of Florida and non-Florida residents for whom test results were received by the Department of Health. A person can be tested by more than one laboratory and can have both positive and negative results. **Therefore, the sum of the numbers in each column will be larger than the total number of people tested.**

Reporting lab	Inconclusive	Negative	Positive	Percent positive	Total
ADRIANA M CASTRO MD PA		3			3
BROOKDALE SENIOR LIVING			3	100%	3
SENTARA NORFOLK GENERAL HOSPITAL CENTRAL LAB			3	100%	3
GARCIA MORALES NELSON			3	100%	3
BRADENTON PHYSICIAN MEDICAL CENTER			3	100%	3
STARLING AT SAN JOSE			3	100%	3
MEDEXPRESS URGENT CARE - LAWRENCE		3			3
ASANTE THREE RIVERS MEDICAL CENTER LAB		3			3
SIGNATURE CARE PFLUGERVILLE			3	100%	3
HELIX LW UC		1	2	67%	3
CVS IN6608POCT NEW PALESTINE		1	2	67%	3
INTERCOASTAL FAMILY PRATICE		1	2	67%	3
AdventHealth Care Center Orlando North			3	100%	3
TERRACE OF ST CLOUD, THE		2	1	33%	3
NEW YORK STATE DEPARTMENT OF HEALTH		1	2	67%	3
WHOLE CHILD PEDIATRICS			3	100%	3
PATIENT FIRST - WOODBURY		3			3
HOPE HEALTH CARE, LLC		3			3
Grandview Health Care Center		3			3
CVS AZ1720POCT QUEEN CREEK		3			3
CLEVELAND CLINIC SLW ED		3			3
KIDSVILLE PEDIATRICS IV PA		1	2	67%	3
UNIVERSITY OF KANSAS MEDICAL CENTER			3	100%	3
COMMUNICABLE DISEASE CONTROL/PUBLIC HEALTH EMERGENCY PREPAREDNESS			3	100%	3
NEWCARE PRIMARY MEDICINE			3	100%	3
YATES COUNTY PUBLIC HEALTH		3			3
Kroger 093 - The Little Clinic Stapleton		2	1	33%	3
MEDEXPRESS URGENT CARE - WATCHUNG		3			3
CORNERSTONE MEDICAL CARE OF BRANDON		2	1	33%	3
MINUTECLINIC DIAGNOSTIC, PA #10252		3			3
ADVANCED MEDICAL RESEARCH CENTER LLC			3	100%	3
MEDICAL CENTER OF THE ROCKIES			3	100%	3
NOVA SOUTHEASTERN UNIVERSITY		2	1	33%	3
CVS - MINUTECLINIC			3	100%	3
POLK PEDIATRICS		1	2	67%	3
SHANDS AT LAKE SHORE LAB		1	2	67%	3
ADVENT HEALTH MEDICAL GROUP FAMILY MEDICINE			3	100%	3
ROANE MEDICAL CENTER		2	1	33%	3
CHOTA COMMUNITY HEALTH SERVICES		2	1	33%	3
QUALITY LABORATORY SERVICE		2	1	33%	3
CVS MO4088POCT LEES SUMMIT		3			3
Westside Terrace		3			3
BLACKWATER RIVER			3	100%	3
FAMILY PRACTICE OF CENTRAL FLORIDA PA		1	2	67%	3
ADVENTHEALTH CENTRA CARE LAKE NONA		1	2	67%	3
GYN PATH SERVICES			3	100%	3

COVID-19: testing by laboratory

Data through Jun 2, 2021 verified as of Jun 3, 2021 at 09:25 AM

Data in this report are provisional and subject to change.

The numbers in the table below represent the number of Florida and non-Florida residents for whom test results were received by the Department of Health. A person can be tested by more than one laboratory and can have both positive and negative results. **Therefore, the sum of the numbers in each column will be larger than the total number of people tested.**

Reporting lab	Inconclusive	Negative	Positive	Percent positive	Total
SERENADES BY SONATA		1	2	67%	3
BICKERTON, DAWN		3			3
ER MEDICAL PC		3			3
NEMOURS CHILDRENS PRIMARY CARE MAITLAND			3	100%	3
Broadview Multi-Care Center		3			3
ECHCS - Jewell Clinic		2	1	33%	3
HEALTH EXPRESS		3			3
NORTHSIDE FAMILY MEDICINE AND URGENT CARE (HOLLY SPRINGS)		3			3
WYOMING DEPT OF HEALTH			3	100%	3
CAPTIAL REGIONAL MEDICAL CENTER			3	100%	3
WAL-MART STORES EAST LP		2	1	33%	3
CTRS			3	100%	3
CVS RI326POCT NORTH SMITHFIELD		3			3
COOPER UNIVERSITY HOSPITAL LABORATORY		2	1	33%	3
ATLANTIS OUTPATIENT CENTER		3			3
MY INSTADOC - HOWELL URGENT CARE		2	1	33%	3
TMH PHYSICIAN PARTNERS BLOUNTSTOWN			3	100%	3
HARBORCHASE OF GAINESVILLE			3	100%	3
Farmville Health & Rehab Center		3			3
MEDSTAR SOLUTIONS, LLC		3			3
VICAR'S LANDING NURSING HOME		2	1	33%	3
Hackensack Univ Medical Center At Pasc		2	1	33%	3
NEW GEN LABS			3	100%	3
STRINGFELLOW MEMORIAL HOSPITAL		3			3
BOSTON MEDICAL CENTER			3	100%	3
MINUTECLINIC DIAGNOSTIC OF WISCONSIN,		3			3
WALGREENS NO 19542		3			3
HARRIS URGENT CARE CENTER			3	100%	3
MINUTECLINIC, LLC #05814		3			3
HEALTH CARPENTER PLLC		3			3
PREMIER FAMILY AND SPORTS MEDICINE		2	1	33%	3
SOUTHEAST GEORGIA HEALTH SYSTEM BRUNS		3			3
NASON HOSPITAL			3	100%	3
OCALA REGIONAL KIDNEY CENTER-WEST			3	100%	3
Kroger 388 - The Little Clinic Braelinn Village		3			3
BENEVA LAKES ASSISTED LIVING CENTER			3	100%	3
NORTH CAROLINA DEPT OF HEALTH & HUMAN SRVCS STATE LAB OF PUBLIC HEALTH			3	100%	3
EASTERN NEW MEXICO MEDICAL CENTER		3			3
THE MEDICAL CENTER			3	100%	3
PINELLAS PARK HEALTH CENTER - PINELLAS CHD		1	2	67%	3
LEE CONVENIENT CARE AT SUMMERLIN			3	100%	3
ESCO DRUG CO INC		3			3
Concordia Village of Tampa			3	100%	3
EAST CORE LAB			3	100%	3
EASTMAN HEALTHCARE & REHAB		3			3
CVS IL7142POCT LOCKPORT		3			3

COVID-19: testing by laboratory

Data through Jun 2, 2021 verified as of Jun 3, 2021 at 09:25 AM

Data in this report are provisional and subject to change.

The numbers in the table below represent the number of Florida and non-Florida residents for whom test results were received by the Department of Health. A person can be tested by more than one laboratory and can have both positive and negative results. **Therefore, the sum of the numbers in each column will be larger than the total number of people tested.**

Reporting lab	Inconclusive	Negative	Positive	Percent positive	Total
BROOKDALE LAKE MARY			3	100%	3
CVS NC2559POCT CHARLOTTE		3			3
CATHOLIC HEALTH LABORATORY SERVICES		3			3
MINUTECLINIC DIAGNOSTIC OF NEW MEXICO LLC #7552		3			3
IP BOISE 1		2	1	33%	3
UK HEALTHCARE			3	100%	3
ADVENTHEALTH WATERMAN COMMUNITY CLINIC			3	100%	3
DELRAY BEACH HEALTH DEPT LAB			3	100%	3
320 S TRANSIT ST		3			3
AFC URGENT CARE/FARRAGUT			3	100%	3
OMNI HEALTHCARE INC		1	2	67%	3
OAKMONT OF UNION SC, LLC		3			3
FAMILY FIRST PEDIATRICS			3	100%	3
THE CENTER FOR DISCOVERY		3			3
NORTHSIDE HOSPITAL GWINNETT		1	2	67%	3
WALGREENS #05911		3			3
AFC URGENT CARE CLEVELAND			3	100%	3
United Methodist Communities at The Shores		3			3
C19 LABS			3	100%	3
Kroger 758 - The Little Clinic Providence		3			3
ROYAL PALM RETIREMENT CENTRE		3			3
Michael J Crescenz VA Outpatient Dialysis Center		3			3
Calhoun County Medical Care Facility		3			3
Maple Lawn MCF		3			3
ONSLow MEMORIAL HOSPITAL LABORATORY		3			3
ST. PETERSBURG PEDIATRICS- 38TH AVENUE			3	100%	3
COUNTRY COTTAGE		3			3
PALM BAY COMMUNITY OUTPATIENT CLINIC		2			2
Kroger 130 - The Little Clinic Colorado Springs		2			2
INTEGRITY CLINICAL RESEARCH CENTER INC		1	1	50%	2
Pathways Nursing and Rehabilitation Center		2			2
MEDPOST OF MEMPHIS TN			2	100%	2
FLORIDA DEPARTMENT OF HEALTH IN LEE COUNTY		1	1	50%	2
EUROFINS CENTRAL LABORATORY, LLC		2			2
DALLAS VA MEDICAL CENTER - VA NORTH TEXAS HEALTH CARE SYSTEM			2	100%	2
FLORIDA JOINT & SPINE INSTITUTE PA		2			2
UT AUSTIN UNIVERSITY HEALTH SERVICES			2	100%	2
GRANDVIEW COLLEGE STUDENT HEALTH CENTE		2			2
PORTAGE MEDICAL CENTER			2	100%	2
MEMORIAL SLOAN KETTERING CANCER CENTER		1	1	50%	2
PHYSICIANS URGENT CARE PLLC		2			2
Royal C Johnson VA Memorial Hospital		2			2
LABCORP OF AMERICA HOLDINGS		1	1	50%	2
Kroger 619 - The Little Clinic Hendersonville Indian Lake		2			2
ST. VINCENT HOSPITAL			2	100%	2
DALLAS BAPTIST UNIVERSITY - HEALTH SERVICES			2	100%	2

COVID-19: testing by laboratory

Data through Jun 2, 2021 verified as of Jun 3, 2021 at 09:25 AM

Data in this report are provisional and subject to change.

The numbers in the table below represent the number of Florida and non-Florida residents for whom test results were received by the Department of Health. A person can be tested by more than one laboratory and can have both positive and negative results. **Therefore, the sum of the numbers in each column will be larger than the total number of people tested.**

Reporting lab	Inconclusive	Negative	Positive	Percent positive	Total
TLC MEDICAL			2	100%	2
UNITED MEMORIAL		2			2
PINARD HOME HEALTH SERVICES INC			2	100%	2
WEST BOCA MEDICAL CENTER			2	100%	2
MEDEXPRESS URGENT CARE - CONWAY		2			2
FLAGLER PROFESSIONAL HEALTH CAE SERVICES INC		2			2
AHSC ADVENTHEALTH WELL 65 PLUS		2			2
ASSOCIATES IN UROGYNECOLOGY MD LLC		2			2
PEDIATRIC HEALTH CARE		1	1	50%	2
STUDENT HEALTH SERVICES			2	100%	2
MEDEXPRESS URGENT CARE - RUSSELLVILLE, W MAIN ST		2			2
PHYSICIANS LABORATORY SERVICES			2	100%	2
WALGREENS #05018		2			2
UNM HOSPITAL		2			2
DISCOVER LABS		2			2
Beecher Manor Nursing and Rehabilitation Center		2			2
FLORIDA SOUTHERN COLLEGE		1	1	50%	2
Kroger 426 - The Little Clinic Suwanee		2			2
Cortland Acres Association		2			2
BETHESDA HOSPITAL			2	100%	2
HAWKEYE CARE CENTER DUBUQUE		2			2
FKC AMELIA ISLAND DIALYSIS			2	100%	2
UMHC HOLLYWOOD LABORATORY			2	100%	2
Good Samaritan Society-Blackduck		1	1	50%	2
CVS TX7601POCT CROWLEY		2			2
MCLAREN REGIONAL MEDICAL CENTER			2	100%	2
BEAUREGARD HEALTH SYSTEM			2	100%	2
VALLEY BAPTIST MEDICAL CENTER: BROWNSVILLE			2	100%	2
GARNET HEALTH DOCTORS		2			2
87TH MEDICAL GROUP - MCGUIRE AMBULATORY CARE FACILITY		2			2
CVS MA7140POCT WESTPORT		2			2
MOORE CLINICAL RESEARCH INC			2	100%	2
PM PEDIATRICS OF BAYSIDE PLLC - BELLER		2			2
COOPER CLINIC			2	100%	2
US LABS		2			2
MEDEXPRESS URGENT CARE - ROSS TOWNSHIP		2			2
IN AND OUT URGENT CARE			2	100%	2
BIOMAT USA			2	100%	2
Alaska Regional Hospital		2			2
PALMETTO BAY MEDICAL CENTER		1	1	50%	2
DIGESTIVE DISEASE CARE PC		2			2
ACCESS MEDICAL GROUP OF TAMPA II, INC		2			2
MILFORD REGIONAL HOSPITAL			2	100%	2
Manorcare Health Services - Williamsport South		2			2
SAWGRASS PEDIATRIC PARTNERS LLC			2	100%	2
ROUTE 16 PHARMACY LLC DBA HOLLAND PHAR		2			2

COVID-19: testing by laboratory

Data through Jun 2, 2021 verified as of Jun 3, 2021 at 09:25 AM

Data in this report are provisional and subject to change.

The numbers in the table below represent the number of Florida and non-Florida residents for whom test results were received by the Department of Health. A person can be tested by more than one laboratory and can have both positive and negative results. **Therefore, the sum of the numbers in each column will be larger than the total number of people tested.**

Reporting lab	Inconclusive	Negative	Positive	Percent positive	Total
GENETIC ASSAYS INC			2	100%	2
ROYAL OAK MEDICAL CENTER LLC DBA CHARACTER FAMILY			2	100%	2
MIDLAND MEMORIAL HOSPITAL			2	100%	2
Walgreens #9278		2			2
DELRAY BEACH HEALTH CENTER			2	100%	2
Sarasota Health and Rehab		2			2
CARINGPLUS HOMECARE LLC		1	1	50%	2
UNIVERSITY OF BALTIMORE WASHINGTON MEDICAL CENTER			2	100%	2
CORTLAND PARK REHABILITATION AND NURSING CENTER		1	1	50%	2
IRA FIALKO DO			2	100%	2
RUST MEDICAL CENTER		2			2
PPD CLINICAL RESEARCH UNIT			2	100%	2
PALMS OF FT MYERS,THE			2	100%	2
CVS M05724POCT KANSAS CITY		2			2
MEASE COUNTRYSIDE HOSPITAL CARDIAC REH			2	100%	2
MD NOW URGENT CARE MEDICAL CENTERS INC			2	100%	2
WEAKLEY COUNTY REHAB AND NURSING CENTER		2			2
VETERANS AFFAIRS MEDICAL CENTER - GREATER LOS ANGELES			2	100%	2
Crest Manor Living and Rehabilitation		2			2
INSPIRE HEALTHCARE CENTER			2	100%	2
SENECA HEALTH CARE CENTER		2			2
FIRST PREVENTION AND DIALYSIS CENTER LLC			2	100%	2
OAKMONT WEST- GREENVILLE SC		2			2
Durham VAMC		2			2
SARASOTA MEMORIAL MEDICAL URGENT CARE CENTER			2	100%	2
LITTLE FALLS HOSPITAL LABORATORY		2			2
Walgreens #19019		2			2
MEDSTAR HARBOR HOSPITAL			2	100%	2
Northpoint Lexington Healthcare		1	1	50%	2
ORCHARD LABORATORIES			2	100%	2
MANISTEE COUNTY MEDICAL CARE FACILITY		2			2
AGILE URGENT CARE			2	100%	2
MARTINSBURG VAMC		2			2
LP Marietta II, LLC		2			2
UNM SANDOVAL REGIONAL MEDICAL CENTER		2			2
PALOS COMMUNITY HOSPITAL LABORATORY			2	100%	2
CORE DIAGNOSTICS		2			2
MEMORIAL HOSPITAL OF SOUTH BEND			2	100%	2
Jacob's Creek Nursing and Rehabilitation Center		2			2
PANCARE HEALTH - SNEADS ELEMENTARY			2	100%	2
ADVANCED MEDICAL CARE			2	100%	2
BEREA URGENT CARE			2	100%	2
VA Boston HCS-Brockton Division		2			2
BAPTIST HOSPITAL INTERNAL MEDICINE GULF BREEZE			2	100%	2
RAPID URGENT CARE - ALBANY			2	100%	2
CVS LA1116POCT BATON ROUGE		1	1	50%	2

COVID-19: testing by laboratory

Data through Jun 2, 2021 verified as of Jun 3, 2021 at 09:25 AM

Data in this report are provisional and subject to change.

The numbers in the table below represent the number of Florida and non-Florida residents for whom test results were received by the Department of Health. A person can be tested by more than one laboratory and can have both positive and negative results. **Therefore, the sum of the numbers in each column will be larger than the total number of people tested.**

Reporting lab	Inconclusive	Negative	Positive	Percent positive	Total
HEALTH & REHAB CTR AT DOLPHINS VIEW, THE			2	100%	2
PUBLIX PHARMACY #1387		2			2
RIVIERA BEACH INTEGRATED CARE INC			2	100%	2
WASHINGTONVILLE PHARMACY INC		2			2
Delaware Court Healthcare Center		2			2
DEPT OF HEALTH			2	100%	2
DALLAS MEDICAL CENTER			2	100%	2
PULMONARY MEDICINE		2			2
PATIENT FIRST-BATTLEFIELD			2	100%	2
GULF COAST MEDICAL CENTER RESPIRATORY CARE			2	100%	2
SELECT MEDICAL CLINIC			2	100%	2
PALM MEDICAL CENTER - PLANT CITY		2			2
WOODHILLS LABS			2	100%	2
DAYTONA BEACH CENTRA CARE			2	100%	2
ADVOCATE SHERMAN HOSPITAL			2	100%	2
Stillwater Healthcare		2			2
Kroger 519 - The Little Clinic Georgesville Square		2			2
RIVER CITY MEDICAL ASSOCIATES, INC			2	100%	2
HERNANDO CHILDREN'S			2	100%	2
GOLISANO PEDIATRICS PORT CHARLOTTE HARBOR		2			2
The Friendly Home		2			2
BAPTIST HEALTH LEXINGTON			2	100%	2
Walgreens #5124		2			2
VALUE DRUGS BRONXVILLE INC		2			2
MEMORIAL SATILLA HEALTH			2	100%	2
CLARKSVILLE HEALTH SYSTEM			2	100%	2
CIGNA GATEWAY			2	100%	2
LOUIS A JOHNSON VAMC		2			2
MADISON HOSPITAL LABORATORY			2	100%	2
ST ANTHONY'S PINELLAS CARE CLINIC			2	100%	2
FHPG SURGICAL ASSOCIATES OF EAST PASCO			2	100%	2
FLOYD MEDICAL CENTER/CLINICAL LAB		1	1	50%	2
INDIANA STATE DEPARTMENT OF HEALTH LAB			2	100%	2
SIOUX FALLS STORM		2			2
A G RHODES HOME AT WESLEY WOODS		2			2
WEST FLORIDA MEDICAL ASSOCIATES, PA			2	100%	2
WILLOWBROOKE CT AT LIMA ESTATES		2			2
MEDEXPRESS URGENT CARE - SPRINGDALE, S 40TH STREET		2			2
CITRUS PARK			2	100%	2
PRIMACARE MEDICAL LAKEWOOD			2	100%	2
Mountainview Nursing Home		2			2
SOMA MEDICAL CENTER PA #2			2	100%	2
ARLINGTON DIALYSIS CENTER LLC		2			2
UNIVERSITY COMMUNITY HEALTH SERVICES		1	1	50%	2
COBLESKILL REGIONAL HOSPITAL		2			2
THE EDGEWATER AND WATERMAN VILLAGE			2	100%	2

COVID-19: testing by laboratory

Data through Jun 2, 2021 verified as of Jun 3, 2021 at 09:25 AM

Data in this report are provisional and subject to change.

The numbers in the table below represent the number of Florida and non-Florida residents for whom test results were received by the Department of Health. A person can be tested by more than one laboratory and can have both positive and negative results. **Therefore, the sum of the numbers in each column will be larger than the total number of people tested.**

Reporting lab	Inconclusive	Negative	Positive	Percent positive	Total
MEDEXPRESS-DOVER		2			2
LIFELINK FOUNDATION INC D/B/A			2	100%	2
SALEM VAMC		2			2
JOHNSON CITY MEDICAL CENTER		1	1	50%	2
DESERT ROSE FL LLC		2			2
MAWD PATHOLOGY GROUP			2	100%	2
UWMC MONTLAKE DEPT OF LAB MED			2	100%	2
NORTHSIDE FAMILY MEDICINE AND URGENT CARE (CUMMING)		2			2
Parkridge Specialty Care		2			2
RM LAB LLC DBA EXPRESS LAB		2			2
PUBLIX PHARMACY #1048		2			2
JACKSON LABORATORY OF GENOMIC MEDICINE		2			2
FORT MYERS NORTH DIALYSIS		1	1	50%	2
WESTMINSTER SUNCOAST			2	100%	2
WELLNESS MEDICAL CLINIC			2	100%	2
LADY LAKE FAMILY MEDICINE			2	100%	2
CAROLINAS PHYSICIAN NETWORK			2	100%	2
UNIVERSITY HOSPITAL OF BROOKLYN		2			2
WALGREENS #11560		2			2
COLONIAL VILLA GOOD SAMARITAN CENTER		2			2
Tuscola County Medical Care Community		2			2
Kroger 328 - The Little Clinic Henderson Road		2			2
THE HOSPITAL OF PROVIDENCE EMERGENCY ROOM			2	100%	2
AMEDISYS HOME HEALTH OF GREENVILLE			2	100%	2
EXPERTUS LABORATORIES, INC.			2	100%	2
WILCOX MEDICAL CENTER-ALMA COLLEGE		2			2
PORT ST JOHN DERMATOLOGY		2			2
MEDEXPRESS URGENT CARE-HAVERHILL		2			2
Kroger 596 - The Little Clinic Brentwood		2			2
Tidelands Health Rehabilitation Hospital			2	100%	2
CREATIVE HEALTH CENTER			2	100%	2
ONTARIO COUNTY PUBLIC HEALTH		2			2
First Care Living Center/Essentia Health			2	100%	2
CARLE FOUNDATION HOSPITAL LABORATORY			2	100%	2
WARD MEMORIAL HOSPITAL		2			2
Aston Park Health Care Facility		2			2
HOLY TRINITY PHARMACY LLC		2			2
HEALTH NETWORK			2	100%	2
TANNER MEDICAL CENTER VILLA RICA		2			2
OAKBRIDGE TERRACE AT SAE			2	100%	2
MEDEXPRESS URGENT CARE - LINCOLN		2			2
ST JOSEPHS CHILDRENS HOSPITAL PEDI TRANSPORT			2	100%	2
NEMOURS CHILDREN'S PRIMARY CARE THE VILLAGES		2			2
Premier Estates of Dublin, LLC		2			2
NYU LANGONE HUNTINGTON MEDICAL GROUP		2			2
DEL SOL MEDICAL CENTER			2	100%	2

COVID-19: testing by laboratory

Data through Jun 2, 2021 verified as of Jun 3, 2021 at 09:25 AM

Data in this report are provisional and subject to change.

The numbers in the table below represent the number of Florida and non-Florida residents for whom test results were received by the Department of Health. A person can be tested by more than one laboratory and can have both positive and negative results. **Therefore, the sum of the numbers in each column will be larger than the total number of people tested.**

Reporting lab	Inconclusive	Negative	Positive	Percent positive	Total
SOUTHERN OHIO MEDICAL CENTER			2	100%	2
PREMIER FAMILY CARE I, INC			2	100%	2
Hartwell Health and Rehabilitation		2			2
Kroger 745 - The Little Clinic Somerset		2			2
BUCKINGHAM PAVILION INC		2			2
Workmens Circle Multicare Center		2			2
NIAGARA APOTHECARY INC		2			2
SENTARA NORFOLK GENERAL HOSPITAL			2	100%	2
SKY LAKES MEDICAL CENTER		2			2
MIRAMAR KIDNEY CENTER		1	1	50%	2
AHC Forest cove		2			2
Kroger 101 - The Little Clinic Hill Top		2			2
MID-FLORIDA HEMATOLOGY AND ONCOLOGY CENTERS		2			2
WALGREENS NO 10512		1	1	50%	2
SOUTH DAKOTA DEPARTMENT OF HEALTH		2			2
ADVENTHEALTH HOME CARE WATERMAN		1	1	50%	2
ANDERSON COUNTY HOSPITAL			2	100%	2
CARENOW LENEXA			2	100%	2
ASHLEY PEDIATRICS			2	100%	2
BROOKDALE PALM BEACH GARDENS			2	100%	2
METHODIST SPECIALTY CARE CENTER		2			2
The Grand Rehabilitation & Nursing Utica		2			2
VIRGINIA DEPT OF HEALTH OFFICE OF EPIDEMIOLOGY			2	100%	2
HAMPTON VAMC		2			2
CLEMENT J ZABLOCKI VAMC		2			2
COLORADO MOUNTAIN MEDICAL, LLC			2	100%	2
NORTH BREVARD MEDICAL SUPPORT INC			2	100%	2
MINUTECLINIC DIAGNOSTIC OF KANSAS, PC		2			2
SHERIDAN AT HOBE SOUND, THE			2	100%	2
COLD SPRING HILLS CENTER FOR NURSING A		2			2
CRESTVIEW CLINICAL LABORATORY			2	100%	2
TEMPLE UNIVERSITY HOSPITAL			2	100%	2
CLINICAL REFERENCE LABORATORY, INC		2			2
WELLSTREET - SADDLEBROOK		2			2
SUMMERFIELD RETIREMENT LIVING, INC			2	100%	2
WHITESANDS OUTPATIENT TREATMENT		2			2
Kroger 687 - The Little Clinic Sugar Hill		1	1	50%	2
Absolut Care at Three Rivers		2			2
HARTFORD HEALTH CARE & REHABILITATION			2	100%	2
Chesapeake Shores - Signature HealthCare LLC		2			2
AFC PHYSICIANS OF FLORIDA, PA			2	100%	2
PM PEDIATRICS OF SELDEN, PLLC		2			2
BRENTWOOD AT FORE RANCH			2	100%	2
DOCTOR'S IN-HOUSE LAB/COMMUNITY HEALTH CENTERS OF PINELLAS - JOHNNIE R			2	100%	2
EPIC CARE PHARMACY		2			2
KJ MEDICAL PRACTICE PC		2			2

COVID-19: testing by laboratory

Data through Jun 2, 2021 verified as of Jun 3, 2021 at 09:25 AM

Data in this report are provisional and subject to change.

The numbers in the table below represent the number of Florida and non-Florida residents for whom test results were received by the Department of Health. A person can be tested by more than one laboratory and can have both positive and negative results. **Therefore, the sum of the numbers in each column will be larger than the total number of people tested.**

Reporting lab	Inconclusive	Negative	Positive	Percent positive	Total
OAKMONT EAST- GREENVILLE SC, LLC		2			2
Sevierville Health and Rehabilitation		2			2
RENFREW CENTERS INC		2			2
DURAND SENIOR CARE & REHAB CENTER		2			2
Kroger 739 - The Little Clinic La Grange Road		2			2
NATIONWIDE LABORATORY SERVICES		1	1	50%	2
NEMOURS CHILDREN'S PRIMARY CARE OF VERO BEACH			2	100%	2
EXPRESSCARE OF WESTMINSTER			2	100%	2
Kroger 762 - The Little Clinic Clarksville		2			2
FLORIDA PRIMARY CARE CENTER PA		2			2
OUR LADY OF THE LAKE REGIONAL MEDICAL CENTER			2	100%	2
OXLEY PARK HEALTH & REHAB		2			2
BAYLOR SCOTT & WHITE ALL SAINTS MEDICAL CENTER FT			2	100%	2
PROVIDENCE MEDICAL GROUP SHERWOOD IMMEDIATE CARE		2			2
Warren Center for Rehabilitation and Nursing		2			2
PEDIATRIC ASSOCIATES OF JULINGTON CREEK			2	100%	2
ACORN ESTATES		2			2
ALBUQUERQUE - AMG SPECIALTY HOSPITAL		2			2
KOOTENAI HEALTH MAIN LABORATORY		2			2
Kroger 853 - The Little Clinic East Broad Street		2			2
TRINITY DIALYSIS			2	100%	2
SPECIALTY LABORATORIES			2	100%	2
MC MEDICAL			2	100%	2
Advanced Rehabilitation and Healthcare of Wichita Falls		2			2
COLUMBIA COTTAGE		2			2
Luther Acres Manor		2			2
Walgreens #7156			2	100%	2
MEDCARE		2			2
HMH HOSPITALS CORPORATION		2			2
LABRADOR PRIMARY CARE CENTER			2	100%	2
HEALTH NETWORK LAB			2	100%	2
MEASE MANOR MEMORY CARE		2			2
UNIVERSITY OF MIAMI MEDICINE CLINIC DRI			2	100%	2
SIMON MED IMAGING - OCOEE II		2			2
EVANS FAMILY CARE PA			2	100%	2
LAREDO EMERGENCY ROOM			2	100%	2
MERCY MEDICAL CENTER INC		1	1	50%	2
PREVENTIVE HEALTH PARTNERS I L S C		2			2
MEDEXPRESS URGENT CARE - WICHITA, N MAIZE RD		1	1	50%	2
Kroger 356 - The Little Clinic Middletown		2			2
OELWEIN HEALTH CARE CENTER		2			2
TRINITAS REGIONAL MEDICAL CENTER		1	1	50%	2
PUBLIX PHARMACY #1092		2			2
GENVIEW DIAGNOSIS INC			2	100%	2
AMERIHEALTH QUICK CARE		2			2
UHEALTH CARDIOLOGY			2	100%	2

COVID-19: testing by laboratory

Data through Jun 2, 2021 verified as of Jun 3, 2021 at 09:25 AM

Data in this report are provisional and subject to change.

The numbers in the table below represent the number of Florida and non-Florida residents for whom test results were received by the Department of Health. A person can be tested by more than one laboratory and can have both positive and negative results. **Therefore, the sum of the numbers in each column will be larger than the total number of people tested.**

Reporting lab	Inconclusive	Negative	Positive	Percent positive	Total
REDMOND REGIONAL MEDICAL CENTER		1	1	50%	2
BARDMOOR EMERGENCY CARE CENTER			2	100%	2
OUR LOVING HANDS COMPANION SERVICE LLC		2			2
PM PEDIATRICS OF BRIDGEWATER		2			2
TILLAMOOK COUNTY GENERAL HOSPITAL LAB		2			2
SCIENTIFIC LABORATORY COMPANY		2			2
HOLY FAMILY MEDICAL CENTER		1	1	50%	2
BOSTON PUBLIC HEALTH COMMISSION			2	100%	2
VOLUNTEERS OF AMERICA OF FLORIDA			2	100%	2
CORNELIA REDDY URGENT CARE		2			2
Lenawee Medical Care Facility		2			2
TEXAS HEALTH CARE			2	100%	2
WALGREENS #13605		2			2
WALGREENS #05432		2			2
MOBILE HEALTH LABS LLC			2	100%	2
CHNJ		2			2
MEDICAL CITY LAS COLINAS			2	100%	2
MEDEXPRESS URGENT CARE - BENTON		2			2
MINUTECLINIC MINUTECLINIC #4978		1	1	50%	2
FRESENIUS MEDICAL CARE TRADTION			2	100%	2
BELLIN HOSPITAL			2	100%	2
EXPRESS CARE WALK-IN CLINIC			2	100%	2
WE CARE HOME HEALTH SOLUTIONS LLC			2	100%	2
SHANDS JACKSONVILLE CLINICAL CENTER		1	1	50%	2
Kroger 407 - The Little Clinic Lexington		1	1	50%	2
MISSION HOSPITAL REGIONAL MEDICAL CENTER			2	100%	2
PEACHTREE IMMEDIATE CARE - GRIFFIN			2	100%	2
SETON HILL UNIVERSITY		2			2
MCCALLIE SCHOOL-STUDENT HEALTH CENTER		2			2
WEST VIRGINIA LABORATORIES			2	100%	2
Green Mountain Nursing and Rehabilitation		2			2
TMH EC NORTHEAST LABORATORY			2	100%	2
ORLANDO LUTHERAN TOWERS		1	1	50%	2
AMERICAN RESEARCH CENTERS OF FLORIDA			2	100%	2
NORTON IMMEDIATE CARE CENTER - PRESTON			2	100%	2
CVS PA2867POCT FOLSOM		1	1	50%	2
CIRRUS DX			2	100%	2
UNITED PHYSICIAN GROUP FAMILY MEDICINE OF HAMPTON		2			2
ADVENTHEALTH CENTRA CARE POINCIANA			2	100%	2
Manorcare Health Services West Reading North		2			2
Robert Cranfield			2	100%	2
HANOVER ENDOSCOPY CENTER		2			2
UNIVERSITY OF MARYLAND PATHOLOGY ASSOCIATES			2	100%	2
NHSN_AIMS		2			2
BAYFRONT CARDIOVASCULAR ASSOCIATES		1	1	50%	2
CVS TX7824POCT GARLAND		2			2

COVID-19: testing by laboratory

Data through Jun 2, 2021 verified as of Jun 3, 2021 at 09:25 AM

Data in this report are provisional and subject to change.

The numbers in the table below represent the number of Florida and non-Florida residents for whom test results were received by the Department of Health. A person can be tested by more than one laboratory and can have both positive and negative results. **Therefore, the sum of the numbers in each column will be larger than the total number of people tested.**

Reporting lab	Inconclusive	Negative	Positive	Percent positive	Total
Life Care Center of Elyria		2			2
FLORIDA SPINE AND PAIN SPECIALISTS		2			2
ANNE ARUNDEL MEDICAL CENTER			2	100%	2
DEVLAB, LLC			2	100%	2
QUALITY URGENT CARE CENTER		1	1	50%	2
ManorCare Health Services Peters Township		2			2
SWIFT CREEK HEALTH CENTER AT THE TEMPL		2			2
AEGIS MEDICAL GROUP LLC			2	100%	2
ORLANDO DIALYSIS		1	1	50%	2
PRECISION DIAGNOSTIC INC		2			2
CROWN MEDICAL PC		2			2
FRESENIUS KIDNEY CARE YBOR CITY			2	100%	2
HAILE MEDICAL GROUP PA		2			2
NORTHEAST GEORGIA HEALTH SYSTEM			2	100%	2
Robert J Dole VAMC		2			2
HERITAGE VILLAGE REHAB & SKILLED NURSI		2			2
ST ANTHONY COMMUNITY HOSPITAL LAB		1	1	50%	2
KETTERING MEDICAL CENTER			2	100%	2
INNOVATIVE CARE II LLC			2	100%	2
SIGNATURE CARE LEWISVILLE-EMERGENCY CENTER		1	1	50%	2
MEDICAL WEST FREE STANDING ER		2			2
ADVENT HEALTH CENTRAL TEXAS		1	1	50%	2
CVS OH3481POCT MARYSVILLE		2			2
PTC LABORATORIES			2	100%	2
MEMORIAL HOSPITAL WEST			2	100%	2
JENNIE STUART MEDICAL CENTER			2	100%	2
ASSOCIATES IN INTERNAL MEDICINE PA			2	100%	2
CQUENTIA NGS, LLC			2	100%	2
Kroger 647 - The Little Clinic Newnan Crossings		1	1	50%	2
Highland Rehabilitation and Nursing Center		2			2
VITAL CARE CLINIC, LLC			2	100%	2
DOWN HOME MEDICAL			2	100%	2
INTERMOUNTAIN MEDICAL CENTER			2	100%	2
Kroger 686 - The Little Clinic Farragut		2			2
LEHIGH MEDICAL AND RESEARCH CENTER, INC			2	100%	2
GUARDIAN HOME CARE OF CENTRAL GEORGIA		2			2
THE FOUNTAIN AT BOCA CIEGA BAY		2			2
ACN PHYSICIANS GROUP CORP			2	100%	2
FRESENIUS KIDNEY CARE SOUTH ST PETERSBURG			2	100%	2
OSF SAINT FRANCIS MEDICAL CENTER			2	100%	2
PruittHealth Lakehaven		2			2
ALABAMA REFERENCE LAB			2	100%	2
MATHER HOSPITAL			2	100%	2
FALCON HEALTH CENTER			2	100%	2
PIEDMONT MOUNTAINSIDE HOSPITAL LABORAT		2			2
BLOSSOMS ASSISTED LIVING 1 LLC			2	100%	2

COVID-19: testing by laboratory

Data through Jun 2, 2021 verified as of Jun 3, 2021 at 09:25 AM

Data in this report are provisional and subject to change.

The numbers in the table below represent the number of Florida and non-Florida residents for whom test results were received by the Department of Health. A person can be tested by more than one laboratory and can have both positive and negative results. **Therefore, the sum of the numbers in each column will be larger than the total number of people tested.**

Reporting lab	Inconclusive	Negative	Positive	Percent positive	Total
St. Luke's Care Center		2			2
ABBEY REHABILITATION AND NURSING CENTER		2			2
Absolut Care of Gasport		2			2
Walgreens #9890		2			2
Buena Vista Care Center		2			2
ROBERTS WESLEYAN COLLEGE HEALTH CENTE		2			2
Piney Grove Nursing and Rehabilitation Center		2			2
GSM OCED Subsection			2	100%	2
REHAB SOUTH FLORIDA LLC			2	100%	2
BAPTIST MEDICAL CENTER			2	100%	2
CHRISTUS SPOHN HOSPITAL			2	100%	2
Bethel Lutheran Home		2			2
CITRUS DERMATOLOGY			2	100%	2
EASTLAKE MEDICAL CENTER		2			2
Glenburn Home		2			2
VENETIAN GARDENS		2			2
PEACE RIVER MEDICAL CENTER		2			2
SCHEURER HOSPITAL		2			2
WARE EXPRESS CARE			2	100%	2
PEACEHEALTH CENTRAL		2			2
GOLDSTEIN			2	100%	2
BAPTIST HEALTH MEDICAL PLAZA			2	100%	2
EXCUSED ABSENCE PLLC		2			2
Veterans Health Administration-Public Health Reference Laboratory		1	1	50%	2
Kroger 096 - The Little Clinic Orchard and Holly		2			2
ABSOLUTE CAREGIVERS HOME HEALTH AGENCY INC			2	100%	2
ONSLow COUNTY HEALTH DEPARTMENT			2	100%	2
CENTRAL FLORIDA FAMILY HEALTH CENTER		2			2
BIOHEALTH MEDICAL LAB INC			2	100%	2
PEACE RIVER CENTER CRISIS STABILIZATION UNIT		1	1	50%	2
AHC PARIS		2			2
WISCONSIN STATE LABORATORY OF HYGIENE		1	1	50%	2
NORTH MANATEE HEALTH CARE CENTER			2	100%	2
Bedford Care Center of Hattiesburg		2			2
ULTIMATE KIDNEY CARE			2	100%	2
FAST AID URGENT CARE			2	100%	2
BETHESDA HEALTH CARE CENTER		2			2
CAROLINAS HEALTHCARE SYSTEM LAB			2	100%	2
LAS PALMAS MEDICAL CENTER			2	100%	2
MEDEXPRESS URGENT CARE, MOSSIDE		2			2
PRECISION CLINICAL RESEARCH			2	100%	2
HEARTLAND REGIONAL MEDICAL CENTER		1	1	50%	2
MEDEXPRESS URGENT CARE - SOUTH CHARLESTON		2			2
Kroger 400 - The Little Clinic Hartley Bridge Rd		1	1	50%	2
Douglas County Health Center		2			2
SYNEOS HEALTH			2	100%	2

COVID-19: testing by laboratory

Data through Jun 2, 2021 verified as of Jun 3, 2021 at 09:25 AM

Data in this report are provisional and subject to change.

The numbers in the table below represent the number of Florida and non-Florida residents for whom test results were received by the Department of Health. A person can be tested by more than one laboratory and can have both positive and negative results. **Therefore, the sum of the numbers in each column will be larger than the total number of people tested.**

Reporting lab	Inconclusive	Negative	Positive	Percent positive	Total
ROPER HOSPITAL			2	100%	2
ADVANTA ANALYTICAL LABORATORIES			2	100%	2
NLC LABS			2	100%	2
CALIFORNIA DIVISION OF COMMUNICABLE DISEASE CONTROL			2	100%	2
Dexter Health Care		2			2
PROFESSIONAL DIALYSIS CENTER			2	100%	2
TEXAS HEALTH ARLINGTON MEMORIAL HOSPITAL			2	100%	2
RAPID MEDLAB (002MO)		2			2
Walgreens #12427		1	1	50%	2
CVS KS8601POCT OVERLAND PARK		1	1	50%	2
MINERS COLFAX MEDICAL CENTER		2			2
PHOEBE BERKS HEALTH CARE CENTER		2			2
SWEDISH COVENANT HOSPITAL			2	100%	2
GIGI WOOD DAVIS DO-FAMILY MEDICINE		2			2
CAREWELL JW - WORCESTER LNC			2	100%	2
FLORIDA MEDICAL CLINIC PA PATEL CW		1	1	50%	2
ATHENA CARE RESOURCES LLC		2			2
NEMOURS CHILDRENS PRIMARY CARE CLERMONT			2	100%	2
HERITAGE CARE AND REHABILITATION CENTE		2			2
Kingston of Miamisburg		2			2
STARR COUNTY MEMORIAL HOSPITAL			2	100%	2
Arbors at Gallipolis		2			2
ELITE MEDICAL LABORATORY SOLUTIONS LLC			2	100%	2
AYASS BIOSCIENCE LLC			2	100%	2
THOMASVILLE REGIONAL MEDICAL CENTER		2			2
EXPRESS CARE OF THE SHOALS		1	1	50%	2
SECOND STREET GROUP HOME		2			2
BAYLOR COLLEGE OF MEDICINE			2	100%	2
FALMOUTH HOSPITAL		1	1	50%	2
JEFFERSON WASHINGTON TOWNSHIP HOSPITAL		2			2
CHILDREN'S MEDICAL CENTER-EAST ORLANDO			2	100%	2
LAKEVIEW HEALTH CARE SYSTEM LLC			2	100%	2
JACOBO N LAMA, MD PA		2			2
DESERT HOSPITAL/CPHU CLINICAL LABORATORY			2	100%	2
CARE ATC SUN HYDRAULICS TALLAVAST			2	100%	2
DMC UNIVERSITY LABORATORIES		1	1	50%	2
GRAND VIEW HOSPITAL			2	100%	2
WEST HOUSTON MEDICAL CENTER			2	100%	2
PRIMARY CARE SERVICES AT EDGEWATER		2			2
VA Central California HCS		2			2
BRONSON METHODIST HOSPITAL			2	100%	2
LUTHERAN SERVICES FLORIDA INC		1	1	50%	2
SPRING HILL REGIONAL HOSPITAL			2	100%	2
TALLAHASSEE MEMORIAL HEALTHCARE FAMILY MED RESIDENCY			2	100%	2
INTEGRATED REGIONAL LABS			2	100%	2
MINUTE CLINIC DIAGNOSTICS OF IN, LLC #6252		2			2

COVID-19: testing by laboratory

Data through Jun 2, 2021 verified as of Jun 3, 2021 at 09:25 AM

Data in this report are provisional and subject to change.

The numbers in the table below represent the number of Florida and non-Florida residents for whom test results were received by the Department of Health. A person can be tested by more than one laboratory and can have both positive and negative results. **Therefore, the sum of the numbers in each column will be larger than the total number of people tested.**

Reporting lab	Inconclusive	Negative	Positive	Percent positive	Total
STUART SURGERY CENTER, LLC			2	100%	2
NEW YORK CITY CENTRAL COVID			2	100%	2
ADVENT HEALTH - OWASA			2	100%	2
LAB PLUS, LLC			2	100%	2
PHYSICIANS ASSOCIATES PA			2	100%	2
Garden Care Center		2			2
Guilford Health Care Center		2			2
INTEAM HEALTH, INC.			2	100%	2
CAPE FEAR VALLEY MEDICAL CENTER			2	100%	2
DUBOIS CONTINUUM OF CARE COMMUNITY INC		2			2
RAINY LAKE MEDICAL CENTER			2	100%	2
JFK MEDICAL CENTER LABORATORY DEPT		2			2
REGIONAL MEDICAL LABORATORY			2	100%	2
SHELL POINT HOME HEALTH			2	100%	2
KIVA AT MOUNT DORA			2	100%	2
VA CBOC			2	100%	2
ManorCare Rehab Center of Marietta		2			2
WALKONCLINIC			2	100%	2
SANTA ROSA COUNTY HEALTH DEPARTMENT			2	100%	2
MEDPOST - NORTH DALLAS			2	100%	2
Parkview Care and Rehabilitation Center		2			2
CVS AZ69POCT PEORIA		2			2
MIDWAY UNIVERSITY STUDENT HEALTH CLINIC		2			2
RAPID MD			2	100%	2
PRIMARY CARE SERVICES AT WESTMINSTER V		2			2
COMPLETE HEALTH MEDICAL CENTER			2	100%	2
Kroger 409 - The Little Clinic Hebron Marketplace		1	1	50%	2
GREEN RIVER MEDICAL CENTER			2	100%	2
FEDERAL CORRECTIONAL INSTITUTION MARIANNA			2	100%	2
HEALTH GROUP CENTER INC			2	100%	2
AZALEA HEALTH AND REHABILITATION		2			2
KEY WEST HMA PHYSICIAN MANAGEMENT, LLC			2	100%	2
PT&J REHAB LLC		1	1	50%	2
TENNESSEE VALLEY HCS			2	100%	2
MORRISTOWN MEMORIAL HOSPITAL		2			2
Signature Healthcare of Fort Wayne		2			2
IMMEDIATE CARE MEDICAL CENTER			2	100%	2
STEWART ST ELIZABETH MEDICAL CENTER			2	100%	2
SHELBYVILLE HOSPITAL COMPANY		2			2
PIEDMONT URGENTCARE BY WELLSTREET		2			2
APPLECARE VALDOSTA			2	100%	2
Kroger 020 - The Little Clinic Wheat Ridge		2			2
REELFOOT FAMILY WALK IN CLINIC - TIPT		2			2
METROHEALTH SYSTEM			2	100%	2
REHOBOTH MCKINLEY CHRISTIAN HOSPITAL		2			2
SHEPHERD CENTER CLINICAL LABORATORY		2			2

COVID-19: testing by laboratory

Data through Jun 2, 2021 verified as of Jun 3, 2021 at 09:25 AM

Data in this report are provisional and subject to change.

The numbers in the table below represent the number of Florida and non-Florida residents for whom test results were received by the Department of Health. A person can be tested by more than one laboratory and can have both positive and negative results. **Therefore, the sum of the numbers in each column will be larger than the total number of people tested.**

Reporting lab	Inconclusive	Negative	Positive	Percent positive	Total
FIRST CARE WALK IN CLINIC LLC			2	100%	2
CROSTOWN PHARMACY		2			2
ATVIVO LLC		2			2
CVS AZ9277POCT TUCSON		2			2
VA Healthcare Center- Newburg		1	1	50%	2
DUKE HEALTH REGIONAL HOSPITAL			2	100%	2
NOSE AND SINUS INSTITUTE OF BOCA RATON		1	1	50%	2
ADVANCED MEDICAL OF FLORIDA			2	100%	2
TRUE HEALTH INC			2	100%	2
ROYAL PALM PEDIATRICS			2	100%	2
PIEDMONT WALTON HOSPITAL		2			2
PATIENT FIRST - SICKLERVILLE		1	1	50%	2
MICARE CLINC			2	100%	2
PIEDMONT URGENT CARE - CONYERS		2			2
PLASMA MED RESEARCH DBA		2			2
HIGHLAND PARK LAKEWOOD PRESTON HOLLOW			2	100%	2
ABRAKIDABRA PEDIATRIC CLINIC LLC			2	100%	2
LAKE SUCCESS EXTENDED CARE		2			2
NEW YORK UNIVERSITY MEDICAL CENTER			2	100%	2
UNIVERSITY OF VERMONT MEDICAL CENTER			2	100%	2
FLORIDA MEDICAL CLINIC RADIOLOGY DALE MABRY		2			2
BIRMINGHAM INTERNAL MEDICINE ASSOCIATE		1	1	50%	2
MAINE CENTER FOR DISEASE CONTROL AND PREVENTION			2	100%	2
PM PEDIATRICS OF BAYSIDE, PLLC - RIVE		2			2
ACKERMAN CANCER CENTER		2			2
Beth Sholom Home of Eastern Virginia		1	1	50%	2
NORTHSIDE FAMILY MEDICINE AND URGENT CARE (EAST COBB)		2			2
GULF COAST REGIONAL MEDICAL CARE		2			2
INTERNAL MEDICINE SPECIALISTS MEDICAL GROUP, PA		2			2
ALL PEDIATRIC CARE PA			2	100%	2
Kroger 518 - The Little Clinic Hermitage		2			2
MAYO CLINIC GROUP PRACTICE LABORATORY			2	100%	2
Iliuliuk Family Health Services		2			2
CEDARS-SINAI MEDICAL CENTER			2	100%	2
ABSOLUTE QUICK CARE		1	1	50%	2
MEDEXPRESS URGENT CARE-MT PLEASANT		1	1	50%	2
ADVAGENIX			2	100%	2
BOCA RATON REGIONAL HOSPITAL INC			2	100%	2
MARCO ISLAND HOSPITAL INC D/B/A		1	1	50%	2
MERCY CONVENIENT CARE			2	100%	2
HUMILITY OF MARY HEALTH PARTNERS			2	100%	2
HENRY FORD WEST BLOOMFIELD HOSPITAL			2	100%	2
TEQUESTA FAMILY MEDICAL CENTER LLC			2	100%	2
Brown Memorial Home		2			2
ROCKWALL URGENT CARE			2	100%	2
URGENT CARE OF COASTAL GEORGIA			2	100%	2

COVID-19: testing by laboratory

Data through Jun 2, 2021 verified as of Jun 3, 2021 at 09:25 AM

Data in this report are provisional and subject to change.

The numbers in the table below represent the number of Florida and non-Florida residents for whom test results were received by the Department of Health. A person can be tested by more than one laboratory and can have both positive and negative results. **Therefore, the sum of the numbers in each column will be larger than the total number of people tested.**

Reporting lab	Inconclusive	Negative	Positive	Percent positive	Total
BAYMEADOWS PRIMARY CARE		2			2
DISPATCH HEALTH - TEXAS, PA			2	100%	2
CHAPPEL GROUP RESEARCH, THE		2			2
WITHHEALTH, INC		2			2
OSF SAINT FRANCIS MEDICAL CENTER LABORATORY			2	100%	2
BROOKSVILLE DIALYSIS			2	100%	2
INTERNAL MEDICINE ASSOCIATES-DUNELLON			2	100%	2
STITCHES ACUTE CARE CENTER OF CHEYENNE			2	100%	2
TMH PHYSICIAN PARTNERS PERRY		2			2
ADVANCED BIOMEDICAL INC			2	100%	2
GOSHEN HOSPITAL			2	100%	2
WyndRidge Health & Rehabilitation		2			2
UF KANAPAHA LAB BEAKER		2			2
CRAWFORD COUNTY CARE CENTER		2			2
RENOWN REGIONAL MEDICAL CENTER			2	100%	2
EXCELTOX LABORATORIES LLC		2			2
CARELINE PHARMACY AND HEALTHCARE SERVICES		1	1	50%	2
MEDEXPRESS URGENT CARE - SPRINGFIELD, COOLEY ST		2			2
LEXINGTON PLACE			2	100%	2
CARE NOW DENTON			2	100%	2
URGENT CARE AND SURGERY CENTER			2	100%	2
CARE 365			2	100%	2
WALGREENS # 04626		1	1	50%	2
BERNHARDT LABORATORIES INC			2	100%	2
WillowBrooke Court at Westminster Village		2			2
Port Orange Nursing And Rehab Center			2	100%	2
POPLAR HEALTHCARE			2	100%	2
SPARTANBURG REGIONAL MEDICAL CENTER			2	100%	2
FIRSTCHOICE FAMILY CARE, PLLC		2			2
ALL CHILDRENS PEDIATRIC CLINIC			2	100%	2
WELLSTREET-SNELLVILLE		2			2
COVANCE			2	100%	2
JRS LABORATORY			2	100%	2
RMC BROOKHOLLOW MED AESTHETICS INC		2			2
MEDEXPRESS URGENT CARE - LINCOLN VILLA		2			2
STATCARE URGENT AND WALK-IN			2	100%	2
St. Cloud VA Health Care System		2			2
APPLING NURSING & REHABILITATION PAVIL		2			2
MEDEXPRESS URGENT CARE - OMAHA N 72 ST		2			2
Kroger 777 - The Little Clinic Shelbyville		1	1	50%	2
CFHC - CRYSTAL LAKE		2			2
ST VINCENT'S AMBULATORY CARE INC			2	100%	2
MONICE DR.			2	100%	2
MEMORIAL HOSPITAL OF CARBONDALE			2	100%	2
STARR CITY OF ROMA COMMUNITY CENTER			2	100%	2
ADVENTHEALTH MEDICAL GROUP COLORECTAL SURGERY AT		2			2

COVID-19: testing by laboratory

Data through Jun 2, 2021 verified as of Jun 3, 2021 at 09:25 AM

Data in this report are provisional and subject to change.

The numbers in the table below represent the number of Florida and non-Florida residents for whom test results were received by the Department of Health. A person can be tested by more than one laboratory and can have both positive and negative results. **Therefore, the sum of the numbers in each column will be larger than the total number of people tested.**

Reporting lab	Inconclusive	Negative	Positive	Percent positive	Total
MAGNOLIA ADULT, LLC			2	100%	2
EXPRESS PHARMACY INC		1	1	50%	2
HEAD 2 TOE PEDIATRICS, PLLC		1	1	50%	2
VA Outpatient Dental Facility		1	1	50%	2
FLORIDA MEDICAL CLINIC IM LUTz			2	100%	2
WALGREENS #10495		2			2
EXPRESS CARE OF LEESBURG			2	100%	2
CVS AZ9273POCT TUCSON			2	100%	2
CROSSROADS			2	100%	2
NEXTCARE DOBSON			2	100%	2
AVERA MEDICAL GROUP			2	100%	2
Covington Care Nursing and Rehabilitation		2			2
LIFETIME FAMILY URGENT CARE			2	100%	2
ADVENTHEALTH EAST ORLANDO EMPLOYEE CLINIC		2			2
PALM BEACH DIABETES & ENDOCRINE SPECIALISTS PA			2	100%	2
CVS NE8626POCT LINCOLN		2			2
GILA REGIONAL MEDICAL CENTER		2			2
METHODIST MANSFIELD MEDICAL CENTER			2	100%	2
MEDEXPRESS URGENT CARE - BROOKHAVEN		2			2
NEW YORK PSYCHIATRIC INSTITUTE		2			2
INA		1	1	50%	2
MOBILE COUNTY HEALTH DEPARTMENT		1	1	50%	2
ADVENTHEALTH IMAGING PARTIN SETTLEMENT			2	100%	2
Greenfield Health & Rehab Center		2			2
LILY PHARMACY		2			2
CONCENTRA - PLANT CITY		2			2
ON-SITE MEDICAL SERVICES		2			2
AMERICAN MOLECULAR LABORATORIES			2	100%	2
WELL-KEY URGENT CARE SEVIERVILLE			2	100%	2
PROSPECT URGENT CARE			2	100%	2
BOND COMMUNITY HEALTH CENTER			2	100%	2
CHESTERFIELD HEALTHCARE GROUP, INC		2			2
SUMMIT URGENT CARE PS			2	100%	2
GOOD PEDIATRICS			2	100%	2
ManorCare Health Services-Monroeville		2			2
AMERICAN LAB LLC		1	1	50%	2
GERM BUSTERS 911 LLC			2	100%	2
ATLAS GENOMICS			2	100%	2
OHIO CVS STORES, LLC DBA CVS/PHARMACY		2			2
CVS TN5694POCT SODDY DAISY		2			2
CARRIER MILLS NURSING & REHABILITATION CENTER LLC		2			2
HOLSTON MEDICAL GROUP		2			2
WELLSTAR SPALDING REGIONAL MEDICAL CENTER		2			2
ABILITY DIAGNOSTICS LLC			2	100%	2
CVS TX3702POCT KATY		2			2
BLUEWATER TOXICOLOGY			2	100%	2

COVID-19: testing by laboratory

Data through Jun 2, 2021 verified as of Jun 3, 2021 at 09:25 AM

Data in this report are provisional and subject to change.

The numbers in the table below represent the number of Florida and non-Florida residents for whom test results were received by the Department of Health. A person can be tested by more than one laboratory and can have both positive and negative results. **Therefore, the sum of the numbers in each column will be larger than the total number of people tested.**

Reporting lab	Inconclusive	Negative	Positive	Percent positive	Total
SALUDA NURSING CENTER		2			2
MEDEXPRESS URGENT CARE - LINCOLN N 26T		2			2
UNIVERSITY OF MISSOURI HEALTH CARE			2	100%	2
UW HOSPITAL AND CLINICS		1	1	50%	2
ORLANDO HEALTH MEDICAL GROUP		1	1	50%	2
RABI SINHA, MD		2			2
Garden Isle Healthcare and Rehabilitation Center		2			2
EAST CENTRAL REGIONAL HOSPITAL GRACEWO		2			2
ERGENT MED SAINT SIMONS			2	100%	2
BAYCARE OUTREACH LAB WH SOUTH			2	100%	2
ST PETERSBURG GENERAL HOSPITAL LABORATORY			2	100%	2
VANAYER HEALTHCARE AND REHAB CENTER		2			2
Elba Nursing and Rehabilitation Center, LLC		2			2
MEDLOGIC, LLC		2			2
WALGREENS - 10856		2			2
PRONTO URGENT CARE			2	100%	2
UNIVERSITY OF MN MEDICAL CENTER EAST CAMPUS			2	100%	2
MID AMERICA CLINICAL LABS			2	100%	2
Manor At Perrysburg		2			2
WALGREENS MARATHON		1	1	50%	2
NEMOURS CHILDRENS HORIZON WEST			2	100%	2
EASTERN NEW MEXICO UNIVERSITY STUDENT		2			2
EXCEPTIONAL EMERGENCY CENTER - AMARILLO			2	100%	2
UMASS MEMORIAL MEDICAL CENTER, INC		1	1	50%	2
LACORP		1	1	50%	2
NEMOURS CHILDRENS PRIMARY CARE			2	100%	2
SOUTHSIDE FAMILY MEDICAL		2			2
POMONA VALLEY COMMUNITY HOSPITAL			2	100%	2
RICHICHI FAMILY HEALTH			2	100%	2
SYLVAN NURSING			2	100%	2
CVS AZ5477POCT SURPRISE		2			2
NEIGHBORCARE PHARMACY SERVICES		2			2
EASTERN NIAGARA HOSPITAL		2			2
CVS TX7431POCT ROWLETT		2			2
PM PEDIATRICS OF BAYSIDE PLLC - HOPEWELL JUNCTION		2			2
NEW BRIDGE MEDICAL CENTER		2			2
BROOKS -TLC HOSPITAL SYSTEM			2	100%	2
MEDEXPRESS URGENT CARE - MYLAN			2	100%	2
FRASER MEMORIAL HOSPITAL		1	1	50%	2
DOCTORS CARE OF PALM COAST			2	100%	2
CLEAR LAKE REGIONAL MEDICAL CENTER			2	100%	2
CareATC - Enovation Controls			2	100%	2
LEESBURG DIALYSIS CENTER		1	1	50%	2
WALGREENS AGUADILLA (ST 177)		2			2
ST MARY MEDICAL CENTER			2	100%	2
LEE PHYSICIAN GROUP FAMILY MEDICINE AT BABCOCK		2			2

COVID-19: testing by laboratory

Data through Jun 2, 2021 verified as of Jun 3, 2021 at 09:25 AM

Data in this report are provisional and subject to change.

The numbers in the table below represent the number of Florida and non-Florida residents for whom test results were received by the Department of Health. A person can be tested by more than one laboratory and can have both positive and negative results. **Therefore, the sum of the numbers in each column will be larger than the total number of people tested.**

Reporting lab	Inconclusive	Negative	Positive	Percent positive	Total
CVS MA1877POCT NORTON		2			2
ATLANTIC DIAGNOSTICS			2	100%	2
CONEMAUGH MEMORIAL MEDICAL CENTER		2			2
HCA HOUSTON ER 24/7			2	100%	2
IMA MEDICAL CENTER OF SOUTH WEST ORLANDO		1	1	50%	2
HAMILTON CHD		2			2
Kroger 550 - The Little Clinic Bellevue		2			2
TENNESSEE DEPARTMENT OF HEALTH (TDH) - REGIONAL LABORATORY			2	100%	2
Mayaguez Outpatient Clinic		2			2
THE WINDSOR ORTEGA		2			2
GOUVERNEUR HOSPITAL LABORATORY		2			2
Van Wert Manor		2			2
Lake Charles Healthcare LLC dba Landmark Lake Charles			2	100%	2
CARIBOU MEDICAL CENTER			2	100%	2
Wetumpka Health and Rehab, LLC		2			2
AUGUSTA HEALTH SKILLED CARE			2	100%	2
The Laurels of Hendersonville		2			2
Sanctuary Health Wadsworth		2			2
MOUNT ST MARYS HOSPITAL OF NIAGARA FALLS		1	1	50%	2
SUNCOAST BLOOD BANK			2	100%	2
Oakview Nursing & Rehab		2			2
FLORIDA MEDICAL CENTER OF CLEARWATER		2			2
BIONIC TECHNOLOGIES CORPORATION			2	100%	2
LIFESPAN HEALTH - SELMER		2			2
SIMPLY HEALTHCARE AND WELLNESS CLINIC, PC			2	100%	2
SMITH NORTHVIEW HOSPITAL LAB			2	100%	2
CPL INC/BSSC PATHOLOGY		2			2
Parkwood in the Pines		2			2
CLEVELAND CLINIC IMAGING			2	100%	2
BAPTIST HEALTHCARE - LAKEVIEW CENTER INC		2			2
SIGNAL DIAGNOSTICS DBA FLOWHEALTH LABS			2	100%	2
COLE DIAGNOSTICS - BOISE		2			2
PALM CITY NURSING AND REHAB CENTER			2	100%	2
FL DEPT OF HEALTH MARION COUNTY MOBILE HEALTH UNIT			2	100%	2
NORTHWEST MEDICAL CENTER LABORATORY		2			2
BERKSHIRE MEDICAL CENTER			2	100%	2
CAROLINA BAY HEALTHCARE CTR OF WILMING		2			2
TMH PHYSICIAN PARTNERS MONTICELLO		1	1	50%	2
SUMTER COUNTY DETENTION CENTER			2	100%	2
MAJESTIC GUARDIANS			2	100%	2
MEDISURE DBA MY WELLNESS EXPRESS			2	100%	2
CVS NC2297335CV GREENSBORO		2			2
EMORY DECATUR HOSPITAL - EMORY MEDICAL		2			2
Chatham Nursing and Rehab Center		2			2
SPECTRA EAST INC		1	1	50%	2
IN & OUT URGENT CARE METAIRIE			2	100%	2

COVID-19: testing by laboratory

Data through Jun 2, 2021 verified as of Jun 3, 2021 at 09:25 AM

Data in this report are provisional and subject to change.

The numbers in the table below represent the number of Florida and non-Florida residents for whom test results were received by the Department of Health. A person can be tested by more than one laboratory and can have both positive and negative results. **Therefore, the sum of the numbers in each column will be larger than the total number of people tested.**

Reporting lab	Inconclusive	Negative	Positive	Percent positive	Total
The Palms Nursing and Rehabilitation		1	1	50%	2
GASTROENTEROLOGY ASSOCIATES			2	100%	2
FLORIDA MEDICAL CLINIC CARDIOLOGY-ZH			2	100%	2
SHORE MEDICAL CENTER		2			2
CSS- TWELVE OAKS			2	100%	2
MINUTECLINIC DIAGNOSTIC PA #7110		2			2
Iowa Veterans Home		2			2
SOUTHERN BREEZE HEALTHCARE		1	1	50%	2
BAYSHORE MEDICAL CENTER			2	100%	2
MORGAN STANELY HEALTH CENTER		2			2
KANSAS CITY VA MEDICAL CENTER			2	100%	2
LOURDES-NOREEN MCKEEN RESIDENCE□			2	100%	2
WELL HEALTH LABS			2	100%	2
Kroger 549 - The Little Clinic Clinton Highway		2			2
DRR JMC URGENT CARE DONALD ROSS			2	100%	2
NEW YORK CITY DEPARTMENT OF HEALTH			2	100%	2
FLORIDA LIVING NURSING CENTER			2	100%	2
Cypress Cove Center		2			2
Good Samaritan Society Waukon		2			2
MAYO CLINIC COUMADIN CLINIC LABORATORY		1	1	50%	2
SUMMIT URGENT CARE - MARIETTA		2			2
BAPTIST HEALTH PRIMARY CARE HOMESTEAD			2	100%	2
JACKSON LABORATORY FOR GENOMIC MEDICINE, THE		2			2
PRESTIGE EMERGENCY ROOM LLC			2	100%	2
SOUTHEASTERN INSTITUTE OF RESTORATIVE MEDICINE		1	1	50%	2
SCDHEC BUREAU OF LABORATORIES			2	100%	2
Holiday Retirement Home			2	100%	2
RAPID RESULT CORP LLC		1	1	50%	2
ABBAY DELRAY SOUTH IN FLORIDA			2	100%	2
LAB CORP OF AMER SAN DIEGO			2	100%	2
JERSEY IRISH MEDICAL (DBA AFC URGENT CARE)		2			2
SENDER RETREAT ADULT DAY CARE CENTERS			2	100%	2
ELMHURST MEMORIAL HOSPITAL			2	100%	2
SWEETWATER NURSING CENTER		2			2
HOUSTON HEALTH DEPARTMENT - BUREAU OF LABORATORY SERVICES			2	100%	2
BRADENTON DIALYSIS			2	100%	2
MINUTECLINIC DIAG OF IND, LLC #6250		2			2
Mary Anna Nursing Home		2			2
PUBLIC HEALTH LABORATORY	1		1	50%	2
DJ Jacobetti Home for Veterans		2			2
DELAWARE VETERANS HOME		2			2
PHYSICIANS PREMIER			2	100%	2
Clearwater of Cascadia		1	1	50%	2
MINUTECLINIC DIAGNOSTIC OF VIRGINIA, LLC #10088		2			2
U OF MIAMI MILLER SCHOOL OF MEDICINE			2	100%	2
Aurora CBOC			2	100%	2

COVID-19: testing by laboratory

Data through Jun 2, 2021 verified as of Jun 3, 2021 at 09:25 AM

Data in this report are provisional and subject to change.

The numbers in the table below represent the number of Florida and non-Florida residents for whom test results were received by the Department of Health. A person can be tested by more than one laboratory and can have both positive and negative results. **Therefore, the sum of the numbers in each column will be larger than the total number of people tested.**

Reporting lab	Inconclusive	Negative	Positive	Percent positive	Total
DNA DIAGNOSTICS CENTER		2			2
MIDWAY PRIMARY CARE LLC		2			2
ROCKEFELLER UNIVERSITY CLINICAL GENOMICS LABORATOR		2			2
CAREATC - PALM HARBOR		1	1	50%	2
DESERT SPRINGS HOSPITAL			2	100%	2
UNIVERSITY OF TEXAS AT EL PASO, THE			2	100%	2
WURLAND NURSING AND REHABILITATION, L		2			2
SOUTH HILLSBOROUGH CBOC			2	100%	2
MY PHARMACY			2	100%	2
ROYAL CARE MEDICAL CENTER			2	100%	2
WALGREENS #07033		2			2
HOUSTON MEDICAL CENTER LABORATORY		1	1	50%	2
MOBILE MEDICAL UNIT- SAINT JOSEPH REG		2			2
RIDGEFIELD PEDIATRIC ASSOCIATES		2			2
MEDICAL ASSOCIATES OF BREVARD DR S VYAS			2	100%	2
CARTER BLOOD CARE			2	100%	2
BFT LAB			2	100%	2
LIFEGUARD AMBULANCE SERVICES LLC, TEXAS- SAN			2	100%	2
NOVA SOUTHEASTERN UNIVERSITY - STUDENT MEDICAL CTR			2	100%	2
MILLERSVILLE UNIVERSITY HEALTH SERVICE		2			2
BAPTIST HEALTH PRIMARY CARE AT DORAL			2	100%	2
ON-SITE MEDICAL SOLUTIONS		2			2
HEALTHCARE NETWORK			2	100%	2
ENVOY OF FORK UNION, LLC DBA ENVOY AT THE VILLAGE		2			2
Mount Olivet Careview Home		2			2
FLORIDA COMMUNITY HEALTH CENTERS, INC.			2	100%	2
VA Connecticut HCS - Newington Campus		2			2
NSHOA DBA NEW YORK HEALTH MASSAPEQUA		2			2
SIMMONS			2	100%	2
DIAGNOSTIC CLINIC MEDICAL GROUP INC		2			2
MOSAIC MEDICAL CENTER MARYVILLE			2	100%	2
OMEGA RESEARCH CONSULTANTS			2	100%	2
PALM WEST INTERNIST PA			2	100%	2
MEDEXPRESS URGENT CARE - MARTINSVILLE		2			2
Kroger 477 - The Little Clinic Fort Mitchell		2			2
OHIOHEALTH URGENT CARE			2	100%	2
ADVENTIST HINSDALE HOSPITAL LABORATORY			2	100%	2
CARTERSVILLE URGENT CARE		1	1	50%	2
PLAINS REGIONAL MEDICAL CENTER		2			2
HELEN HAYES HOSPITAL LABORATORY		2			2
FLORIDA DEPARTMENT OF HEALTH PINELLAS COUNTY-			2	100%	2
NEW DISCOVERY BIOLOGICS, LLC		1	1	50%	2
EASTSIDE SPORTS COMPLEX			2	100%	2
ESCANDON DIAGNOSTIC CLINIC			2	100%	2
Cedar Valley Nursing & Rehab Center		2			2
Camellia Gardens		2			2

COVID-19: testing by laboratory

Data through Jun 2, 2021 verified as of Jun 3, 2021 at 09:25 AM

Data in this report are provisional and subject to change.

The numbers in the table below represent the number of Florida and non-Florida residents for whom test results were received by the Department of Health. A person can be tested by more than one laboratory and can have both positive and negative results. **Therefore, the sum of the numbers in each column will be larger than the total number of people tested.**

Reporting lab	Inconclusive	Negative	Positive	Percent positive	Total
PARKRIDGE MEDICAL CENTER			2	100%	2
WEST COAST PEDIATRICS			2	100%	2
SYMPHONY OF BUFFALO GROVE		2			2
UPSON REGIONAL MEDICAL CENTER		1	1	50%	2
OHIO VALLEY MANOR NURSING &		2			2
RM PHARMACY SERVICES INC		1	1	50%	2
OAKWOOD HOSPITAL - DEARBORN LAB			2	100%	2
TULANE MEDICAL CENTER			2	100%	2
FAIRLAWN REHABILITATION HOSPITAL		2			2
CHI MEMORIAL PRIMARY CARE ASSOCIATES-A		2			2
COLONIAL HEALTH CARE		1	1	50%	2
MOBILE PHLEBOTOMY SERVICES			2	100%	2
SUMMIT URGENT CARE	1	1			2
SOUTH TAMPA AFTER HOURS CLINIC			2	100%	2
SOWAL HEALTH & DRUG			2	100%	2
KEATING SPORTS CENTER		2			2
ALTIUS INSTITUTE FOR BIOMEDICAL SCIENCES			2	100%	2
LINIL VISITING NURSES, INC		2			2
Eagle Health and Rehabilitation		2			2
SACRED HEART HOSPITAL ON THE EMERALD			2	100%	2
WALKING URGENT CARE INC			2	100%	2
MAGNOLIA MANOR OF COLUMBUS		2			2
University Center East			2	100%	2
FLORIDA KEYS PED & ADOLES CTR			2	100%	2
LARKIN COMMUNITY HOSPITAL PALM SPRINGS CAMPUS		1	1	50%	2
LUTHERAN HOSPITAL OF INDIANA			2	100%	2
Alden Des Plaines			2	100%	2
LIFESPRING COMMUNITY HEALTH		2			2
FLORIDA MENTOR FAULKNER GROUP HOME			2	100%	2
UTMB PATHOLOGY CLINICAL SERVICES LABORATORY			2	100%	2
Village Green Health & Rehabilitation		2			2
Fairlane Gardens Nursing and Rehab at Reading		2			2
REGIONS HOSPITAL LABORATORY			2	100%	2
GPI MEDICAL CENTER, INC			2	100%	2
LONG ISLAND MINIMALLY INVASIVE SURGERY		2			2
Ozark Health and Rehabilitation, LLC		2			2
CVS TX4794POCT ARLINGTON		2			2
CENTRAL JERSEY URGENT CARE OF GREEN BR		2			2
BLANCHARD VALLEY HOSPITAL LABORATORY			2	100%	2
CLERMONT VA COMMUNITY OUTPATIENT CLINIC		2			2
WALGREENS #15369		2			2
FIRST CHOICE MEDICAL PC			2	100%	2
Cottage of the Shoals		2			2
IDAHO BUREAU OF LABORATORIES		2			2
SPRINGFIELD HOSPITAL LABORATORY			2	100%	2
FLORIDA SCHOOL FOR THE DEAF & BLIND			2	100%	2

COVID-19: testing by laboratory

Data through Jun 2, 2021 verified as of Jun 3, 2021 at 09:25 AM

Data in this report are provisional and subject to change.

The numbers in the table below represent the number of Florida and non-Florida residents for whom test results were received by the Department of Health. A person can be tested by more than one laboratory and can have both positive and negative results. **Therefore, the sum of the numbers in each column will be larger than the total number of people tested.**

Reporting lab	Inconclusive	Negative	Positive	Percent positive	Total
Timber Ridge Health Care Center			2	100%	2
HCR MANOR CARE SERVICES OF FLORIDA III INC		2			2
NORTH SHORE HEMATOLOGY-ONCOLOGY ASSOCIATES		2			2
CDPH K-12 SCHOOL LABORATORIES (HILLSBOROUGH CITY SCHOOL DISTRICT)			2	100%	2
JUPITER PEDIATRIC ASSOCIATES, PA		1	1	50%	2
MAIN STREET MEDICAL CENTERS		2			2
AMICUS MEDICAL CENTER LLC			2	100%	2
BAYLOR SCOTT & WHITE COMPREHENSIVE WOUND			2	100%	2
CPL LABS			2	100%	2
GOSHEN MEDICAL CENTER			2	100%	2
DELAWARE DIVISION OF PUBLIC HEALTH			2	100%	2
A+ URGENT/PRIMARY CARE			2	100%	2
MOSOLF PEDIATRICS PA		1	1	50%	2
Kroger 672 - The Little Clinic Bill Kennedy & Glenwood		2			2
CITY OF NEW YORK DEPARTMENT OF HEALTH			2	100%	2
AMERICAN MEDICAL LABORATORIES			2	100%	2
SUNNYSIDE MANOR		2			2
COOL KIDZ PEDIATRICS			2	100%	2
CVS NC6633POCT FAYETTEVILLE		2			2
Kroger 667 - The Little Clinic Litchfield Park		2			2
TWIN LAKES REHAB & HEALTHCARE		2			2
INSPIRIT SENIOR LIVING			2	100%	2
MINUTECLINIC DIAGNOSTICS OF OKLAHOMA		2			2
BAPTIST HOSPITAL LABORATORY			2	100%	2
JASPER MEMORIAL HOSPITAL		1	1	50%	2
BULLOCK COUNTY HOSPITAL		2			2
Providence of Sparta Health and Rehabilitation		2			2
MIDDLEBURG PEDIATRICS			2	100%	2
BAYCARE OUTREACH LAB			2	100%	2
MEDAILLE COLLEGE WELLNESS CENTER		2			2
SOUTHERN SPRINGS HEALTH CARE		2			2
MOUNT SINAI MEDICAL CENTER OF FLORIDA, INC			2	100%	2
CRUC CMCH-COVID-19		2			2
CVS IN6611POCT INDIANAPOLIS		1	1	50%	2
HEALTH PARTNERS REGIONAL HOSPITAL			2	100%	2
VAULT HEALTH			2	100%	2
FLORIDA DEPARTMENT OF HEALTH IN CITRUS COUNTY		2			2
TSALI CARE CENTER		2			2
SANFORD REGIONAL HOSPITAL WORTHINGTON		2			2
VALUE DRUGS GREENLAWN INC		2			2
SPECTRUM HEALTH			2	100%	2
BERGEN COUNTY SURGICAL AND ENDOSCOPY CENTER		2			2
VALLEY MEDICAL LABORATORY			2	100%	2
MI Nursing Restorative Center		2			2
Iron County Medical Care Facility		2			2
BAY CORRECTIONAL AND REHABILITATION FACILITY			2	100%	2

COVID-19: testing by laboratory

Data through Jun 2, 2021 verified as of Jun 3, 2021 at 09:25 AM

Data in this report are provisional and subject to change.

The numbers in the table below represent the number of Florida and non-Florida residents for whom test results were received by the Department of Health. A person can be tested by more than one laboratory and can have both positive and negative results. **Therefore, the sum of the numbers in each column will be larger than the total number of people tested.**

Reporting lab	Inconclusive	Negative	Positive	Percent positive	Total
Colonial Manor Nursing and Rehabilitation Center		2			2
Coos County Nursing Home		2			2
CVS MA1875POCT ASHLAND		1	1	50%	2
AMERICAN FAMILY CARE URGENT CARE		1	1	50%	2
Pinnacle Assisted Living			2	100%	2
SHADY GROVE ADVENTIST HOSPITAL			2	100%	2
CLEVELAND CLINIC FLORIDA LABORATORY			2	100%	2
MED-LAKE LABORATORY, LLC			2	100%	2
SUNSHINE PHARMACY		2			2
DIVERSE MEDICAL CARE LLC			2	100%	2
CVS M08581POCT BLUE SPRINGS		1	1	50%	2
HOPE HEALTH & WELLNESS		2			2
ST JOSEPH'S HOSPITAL INC			2	100%	2
VILLAGES HEALTH SYSTEM, LLC, THE			2	100%	2
MEDEXPRESS URGENT CARE -HOWELL US HWY		2			2
YOUTH AND YOU, INC		2			2
POMERENE HOSPITAL			2	100%	2
MINUTECLINIC DIAG OF IND, LLC #4368		2			2
Friendship Manor Inc.		2			2
Great Lakes Health Center			2	100%	2
KAISER SUNNYSIDE MEDICAL CTR LAB		2			2
RHODE ISLAND DEPARTMENT OF HEALTH LABORATORIES			2	100%	2
CHILDRENS HEALTHCARE OF ATLANTA AT SCOTTISH RITE		2			2
Cooperstown Center for Nursing and Rehabilitation		2			2
PATIENT FIRST MEDICAL CENTER-CARYTOWN			2	100%	2
DR JAMES D FORBES FAMILY CARE CENTER			2	100%	2
WILSON MEMORIAL HOSPITAL			2	100%	2
EVERYBODY'S FAMILY CLINIC		2			2
SIMEDHEALTH CHIEFLAND DRAW STATION		1	1	50%	2
MIDDLE TENN MENTAL HEALTH INSTITUTE		2			2
EDGEWATER RETIREMENT MANOR			2	100%	2
ACCESS MEDICAL GROUP OF FLORIDA CITY			2	100%	2
GULFCOAST JEWISH FAMILY			2	100%	2
Walgreens #10207		2			2
OPTUMSERVE HEALTH SERVICES INDIANA			2	100%	2
Walgreens #5065		2			2
FAMILY URGENT CARE		2			2
FHCP ASC - ORANGE CITY			2	100%	2
COLUMBIA CREST CARE & RAHAB		2			2
ALBANNA PEDIATRICS CENTER			2	100%	2
GREEN POINT RX INC DBA ALTRU CHEMISTS		2			2
LIBERTY HEALTH CENTER			2	100%	2
LAWRENCE GENERAL HOSPITAL			2	100%	2
Bethany Manor		2			2
DIAGNOSTIC AFFILIATES			2	100%	2
CENTRAL ARKANSAS VETERANS HEALTHCARE SYSTEM - VETERANS AFFAIRS			2	100%	2

COVID-19: testing by laboratory

Data through Jun 2, 2021 verified as of Jun 3, 2021 at 09:25 AM

Data in this report are provisional and subject to change.

The numbers in the table below represent the number of Florida and non-Florida residents for whom test results were received by the Department of Health. A person can be tested by more than one laboratory and can have both positive and negative results. **Therefore, the sum of the numbers in each column will be larger than the total number of people tested.**

Reporting lab	Inconclusive	Negative	Positive	Percent positive	Total
MARQUIS CARE AT CENTENNIAL HILLS		2			2
LIFT HEALTH		2			2
MEDICAL CENTER LABORATORY			2	100%	2
NORTHSIDE FAMILY MEDICINE AND URGENT CARE (MIDTOWN)		2			2
ST. JOSEPH REGIONAL MEDICAL CENTER			2	100%	2
DOCTORS MEDICAL CTR OF WALTON COUNTY			2	100%	2
Alden Terrace of McHenry			2	100%	2
Virginia Gay Nursing and Rehab		2			2
SOLDIERS' HOME OF HOLYOKE		2			2
JASON RHEE, MD		2			2
RIVERVIEW MEDICAL CLINIC		2			2
OSF ST JOSEPH MEDICAL CENTER			2	100%	2
Kroger 127 - The Little Clinic Lakewood-Alameda		2			2
CLEAR CHOICE MD URGENT CARE			2	100%	2
WillowBrooke Court at Southampton Estates		2			2
NANCY M WORTHINGTON MD PA			2	100%	2
ADVANCED FOOT AND ANKLE OF INDIAN RIVER		2			2
CVS PHARMACY INC DBA CVS/PHARMACY # 10600		2			2
ADVENTHEALTH IMAGING OVIEDO		2			2
ANDERSON MEDICAL		2			2
ST. MARY'S MEDICAL CENTER EVANSVILLE, INC			2	100%	2
UT PATH			2	100%	2
JMC TALLAHASSEE, LLC			2	100%	2
Kroger 412 - The Little Clinic Oxford		2			2
KIDS HEALTH ALLIANCE PA			2	100%	2
BUFFALO CROSSINGS HEALTHCARE AND REHABILITATION CENTER			2	100%	2
AUSTIN REGIONAL CLINIC MICROBIOLOGY LAB			2	100%	2
NORTH DAKOTA VETERANS HOME		2			2
MEDERI CARETENDERS		1	1	50%	2
MEDICAL ARTS LABORATORY			2	100%	2
COASTAL MEDICAL LAB			2	100%	2
HPH HOME CARE		1	1	50%	2
DEKALB MEDICAL CENTER LABORATORY			2	100%	2
Edinboro Manor		2			2
MOUNT EDGECUMBE HOSPITAL SEARHC		2			2
BLACKBAG DIGITAL HEALTH LLC		2			2
CARESPOT URGENT CARE		1	1	50%	2
Sanford Health & Rehabilitation			2	100%	2
NINILCHIK COMMUNITY CLINIC		2			2
CHILDREN PHYSICIANS GROUP			2	100%	2
ASPIRUS RIVERVIEW HOSPITAL & CLINICS INC		1	1	50%	2
CVS OH6185POCT PICKERINGTON		2			2
STATE OF FLORIDA			2	100%	2
UNITED MEMORIAL MEDICAL CENTER			2	100%	2
PARK CITY HOSPITAL - RESPIRATORY CARE SERVICES			2	100%	2
ST. ELIZABETH HEALTHCARE			2	100%	2

COVID-19: testing by laboratory

Data through Jun 2, 2021 verified as of Jun 3, 2021 at 09:25 AM

Data in this report are provisional and subject to change.

The numbers in the table below represent the number of Florida and non-Florida residents for whom test results were received by the Department of Health. A person can be tested by more than one laboratory and can have both positive and negative results. **Therefore, the sum of the numbers in each column will be larger than the total number of people tested.**

Reporting lab	Inconclusive	Negative	Positive	Percent positive	Total
VA Greater LA HCS-Santa Maria OPC			2	100%	2
NORTH MCALLEN PEDIATRIC CENTER			2	100%	2
NEWTON MEMORIAL HOSPITAL		2			2
NYUMC CLINICAL LABORATORIES			2	100%	2
AHC Humboldt		2			2
GEAUGA REGIONAL HOSPITAL		2			2
NORTH OKALOOSA PHYSICIAN GRP - WALK IN CLINIC			2	100%	2
CVS AZ3749POCT GOODYEAR		2			2
FLORIDA CLINICAL LABORATORY INC			2	100%	2
MEDEXPRESS URGENT CARE - ST CLAIR, CLOVER DR.		1	1	50%	2
CHIPLEY DIALYSIS			2	100%	2
JUST BELIEVE RECOVERY CENTER			2	100%	2
HOME ACCESS HEALTH			2	100%	2
PLANT CITY PRIMARY CARE ASSOCIATES			2	100%	2
Ohio Veterans Home-Georgetown		2			2
Oakmont of Katy Nursing and Rehabilitation		2			2
441 URGENT CARE-MULBERRY			2	100%	2
UNIVERSITY OF MIAMI SCCC RESEARCH LABORATORY			2	100%	2
CAREMOUNT MEDICAL PC-CARMEL		2			2
Grand Junction VAMC		2			2
URGENTMED PLANTATION			2	100%	2
ILLINOIS DEPT OF PUBLIC HEALTH LABS			2	100%	2
MANSFIELD MEDICAL LODGE			2	100%	2
ASCENSION ST MICHAEL'S HOSPITAL LAB		1	1	50%	2
The Suites at Western Home Communities		2			2
MIAMI DADE MEDICAL RESEARCH INSTITUTE			2	100%	2
SOUTHEASTERN HEALTH FACILITES, INC		1	1	50%	2
SPRINGS MEDICAL LAB		1	1	50%	2
SOUTHERN TENNESSEE MEDICAL CENTER			2	100%	2
TEXAS REGIONAL ASTHMA & ALLERGY CENTER			2	100%	2
Crestview Rehabilitation & Skilled Nursing Services		2			2
Lynwood		2			2
UNIVERSTIY OF ILLINOIS HOSPITAL			2	100%	2
WATERBURY HOSPITAL REFERENCE LAB			2	100%	2
STOP URGENT CARE			2	100%	2
Essex Center for Rehabilitation and Healthcare		2			2
WAYNE MEMORIAL HOSPITAL		2			2
WALGREENS #06583		2			2
CONWAY MEDICAL CENTER			2	100%	2
CVS PA5447POCT NEWTOWN		2			2
CARBON HEALTH			2	100%	2
BMC/JACSONVILLE		1	1	50%	2
PRIMARY HEALTH CARE ASSOCIATES INC			2	100%	2
DELAWARE DIAGNOSTICS LABS			2	100%	2
Avanti Wellness and Rehab			2	100%	2
Kroger 441 - The Little Clinic Middletown		2			2

COVID-19: testing by laboratory

Data through Jun 2, 2021 verified as of Jun 3, 2021 at 09:25 AM

Data in this report are provisional and subject to change.

The numbers in the table below represent the number of Florida and non-Florida residents for whom test results were received by the Department of Health. A person can be tested by more than one laboratory and can have both positive and negative results. **Therefore, the sum of the numbers in each column will be larger than the total number of people tested.**

Reporting lab	Inconclusive	Negative	Positive	Percent positive	Total
Church Creek SNF			2	100%	2
PALMETTO FAMILY HEALTH CENTER			2	100%	2
MD NOW URGENT CARE CENTER INC.			2	100%	2
JULIE STAATS DO		2			2
AL MANI HEALTH INSTUTUTE		2			2
PIEDMONT ATHENS REGIONAL HOSPITAL LAB			2	100%	2
GRACE HEALTHCARE OF LAKE WALES		1	1	50%	2
PUBLIX PHARMACY #1488		2			2
DELMAR GARDENS OF O'FALLON		2			2
STAGES OF LIFE MEDICAL INSTITUTE			2	100%	2
COLLECTION SITES			2	100%	2
EIELSON AFB 354TH MEDICAL GROUP/BASSETT ARMY COMMUNITY HOSPITAL		2			2
SOUTHEAST GEORGIA HEALTH SYSTEM			2	100%	2
STOPWATCH URGENT CARE			2	100%	2
BAPTIST HOSPITAL PRIMARY CARE GULF BREEZE			2	100%	2
Q ALL CARE MEDICAL PC		2			2
JORDAN VALLEY MEDICAL CENTER			2	100%	2
HOWELL BRANCH COURT		1	1	50%	2
Imboden Creek Living Center		2			2
Greystone Nursing and Rehab, LLC			2	100%	2
FLAGLER HOME CARE			2	100%	2
ARCADIA DIALYSIS CENTER			2	100%	2
TRIDENT ANTI AGING LLC			2	100%	2
LONG, SARAH		1	1	50%	2
GALEN BAYLOR EXTENSION		2			2
LABTOX LABORATORIES			2	100%	2
MERCY HEALTH LAB		1	1	50%	2
POINT OF CARE PRIVATE HEALTH MANAGEMENT			2	100%	2
LOWELL GENERAL HOSPITAL			2	100%	2
ORLANDO PHYSICIAN NETWORK		1			1
Kroger 016 - The Little Clinic Centennial		1			1
IVY CREEK FAMILY CARE OF TROY			1	100%	1
FORT LOUDOUN PRIMARY CARE		1			1
MONROE HOSPITAL			1	100%	1
ManorCare Health Services/ York South		1			1
JP MORGAN CHASE HEALTH SERVICES			1	100%	1
SALEM HOSPITAL REGIONAL LABORATORY		1			1
ARNOLD PALMER HOSPITAL LAB POCT		1			1
HORIZON MEDICAL CENTER			1	100%	1
ONPOINT URGENT CARE			1	100%	1
WALGREENS PHOENIX		1			1
MD NOW MEDICAL CENTERS, INC			1	100%	1
MEMORIAL PHYSICIANS LABORATORY			1	100%	1
IMMERSION RECOVERY CENTER LLC			1	100%	1
PREMIER HEALTH CARE INC			1	100%	1
GENESIS HEALTH SYSTEM			1	100%	1

COVID-19: testing by laboratory

Data through Jun 2, 2021 verified as of Jun 3, 2021 at 09:25 AM

Data in this report are provisional and subject to change.

The numbers in the table below represent the number of Florida and non-Florida residents for whom test results were received by the Department of Health. A person can be tested by more than one laboratory and can have both positive and negative results. **Therefore, the sum of the numbers in each column will be larger than the total number of people tested.**

Reporting lab	Inconclusive	Negative	Positive	Percent positive	Total
ST FRANCIS URGENT CARE LLC			1	100%	1
UC TAMiami			1	100%	1
JOHNSON MEDICAL SERVICES			1	100%	1
NULL			1	100%	1
SIGNATURE CARE MIDLAND			1	100%	1
SANFORD BROADWAY CLINIC			1	100%	1
Nemours Children's Clinic-Orla			1	100%	1
SPRINGBROOK HOSPITAL			1	100%	1
Presbyterian Homes & Services		1			1
Rosa Coplon Jewish Home and Infirmary		1			1
FLORIDA HEALTH CARE MEDICAL GROUP		1			1
COLQUITT COMPLETE CARE			1	100%	1
RIVERVIEW PRIMARY CARE ASSOCIATES		1			1
FLORIDA MEDICAL CLINIC, PA		1			1
COMMUNITY MEDICAL CARE			1	100%	1
IMMEDIATE CARE OF THE SOUTH			1	100%	1
GADSDEN FAMILY PRACTICE		1			1
WORKFORCE HEALTH DEPARTMENT			1	100%	1
JACKSON GENERAL HOSPITAL			1	100%	1
GENEVA FAMILY HEALTH			1	100%	1
SCRIPTS PLUS INC DBA THE MEDICINE SHOP		1			1
GREYSTONE HOME HEALTH OF GREATER ORLANDO LLC		1			1
BEACH CARE PLLC			1	100%	1
PREMISEHEALTH		1			1
ALLSOUTH URGENT CARE CLINIC			1	100%	1
CERTUS OC OPCO, LLC			1	100%	1
TAMPA FAMILY HEALTH CENTERS			1	100%	1
UNIVERSITY OF OKLAHOMA MEDICAL CENTER			1	100%	1
COSTCO PHARMACY #1023			1	100%	1
DOYLESTOWN HOSPITAL			1	100%	1
Melbourne Terrace Rehabilitation Center			1	100%	1
Metairie Healthcare Center			1	100%	1
LP ELIZABETHTON		1			1
HUNTERS CREEK MEDICAL ASSOCIATES PA		1			1
North Charlotte VA CBOC		1			1
HCA HOUSTON HEALTHCARE			1	100%	1
URGENT CARE OF KANSAS CITY			1	100%	1
FRITZINGERTOWN SENIOR LIVING		1			1
CLEVELAND CLINIC OHIO LABORATORIES			1	100%	1
TWIN			1	100%	1
ISSAM ALBANNA MD PA			1	100%	1
TMH URGENT CARE CENTER			1	100%	1
NCH HEALTHCARE CREEKSIDE ENDOSCOPY			1	100%	1
SUMMIT HEALTHCARE REGIONAL MEDICAL		1			1
CAREATC - WISCONSIN PIPE-FITTERS			1	100%	1
FAMILY DERMATOLOGY OF NORTH FLORIDA			1	100%	1

COVID-19: testing by laboratory

Data through Jun 2, 2021 verified as of Jun 3, 2021 at 09:25 AM

Data in this report are provisional and subject to change.

The numbers in the table below represent the number of Florida and non-Florida residents for whom test results were received by the Department of Health. A person can be tested by more than one laboratory and can have both positive and negative results. **Therefore, the sum of the numbers in each column will be larger than the total number of people tested.**

Reporting lab	Inconclusive	Negative	Positive	Percent positive	Total
LOGAN COUNTY HOSPITAL			1	100%	1
CENTRAL TX URGENT CARE			1	100%	1
MCG HOSPITALS AND CLINICS			1	100%	1
FLORIDA STATE UNIVERSITY HEALTH SERVICES			1	100%	1
WOODHAVEN RETIREMENT COMMUNITY		1			1
MIDWEST COVENANT HOME, INC		1			1
Greene Meadows Nursing and Rehabilitation Center		1			1
ASSOCIATES MD MEDICAL GROUP INC			1	100%	1
HARDEE COUNTY FIRE RESCUE		1			1
OCCUPATIONAL HEALTH CENTER		1			1
FIVE STAR PREMIER RESIDENCES OF POMPANO BEACH			1	100%	1
HEBER VALLEY MEDICAL CENTER			1	100%	1
BAYLOR SCOTT AND WHITE MEDICAL CENTER -CENTENNIAL			1	100%	1
Walgreens #5914		1			1
EUROFINS PHOENIX			1	100%	1
Wrightsville Manor Health and Rehab		1			1
JOHNSON & JOHNSON VISION CARE-VISTAKON			1	100%	1
HONU	1				1
Avista Nursing and Rehab			1	100%	1
CLEVELAND HEARTLAB			1	100%	1
STANLY REGIONAL MEDICAL CENTER			1	100%	1
BASCOM PALMER-MICRO LAB			1	100%	1
Garden Villa Bedford		1			1
WALKERS DRUG STORE			1	100%	1
IVY CREEK HEALTHCARE & WELLNESS CENTRE			1	100%	1
ANDREWS INSTITUTE AMBULATORY SURGERY CENTER		1			1
SAINT AGNES MEDICAL CENTER			1	100%	1
HIGH DESERT COURT GROUP HOME			1	100%	1
PALOMAR MEDICAL CENTER			1	100%	1
park avenue extended care		1			1
PATIENT FIRST - CHERRY HILL		1			1
SCRIPPS MEDICAL LABORATORY- JEFFERSON			1	100%	1
COMMUNITY URGENT CARE PC			1	100%	1
WALGREENS #5130			1	100%	1
HIGHLANDS CLINICAL LABORATORY			1	100%	1
AHC Dyersburg		1			1
THE EMORY CLINIC AT DELTA-TOC			1	100%	1
Salem Hills Rehabilitation and Nursing Center		1			1
2504-HOMEWOOD		1			1
Washington County Nursing Home			1	100%	1
CVS IL2297652CV CHICAGO		1			1
PRIME CARE FAMILY MEDICINE			1	100%	1
MEDICAL CITY NORTH HILLS			1	100%	1
CHRISTIANA HOSPITAL		1			1
ORDRS, INC.			1	100%	1
KENDALL PEDIATRICS PARTNERS LLC			1	100%	1

COVID-19: testing by laboratory

Data through Jun 2, 2021 verified as of Jun 3, 2021 at 09:25 AM

Data in this report are provisional and subject to change.

The numbers in the table below represent the number of Florida and non-Florida residents for whom test results were received by the Department of Health. A person can be tested by more than one laboratory and can have both positive and negative results. **Therefore, the sum of the numbers in each column will be larger than the total number of people tested.**

Reporting lab	Inconclusive	Negative	Positive	Percent positive	Total
SHANNON MEDICAL CENTER			1	100%	1
WEST PALM BEACH PHARMACEUTICALS LLC			1	100%	1
WELLSTAR SYLVAN GROVE HOSPITAL		1			1
ST ROSE DOMINICAN HOSPITAL LAB-ROSE DE LIMA CAMPUS			1	100%	1
SIGNATURE HEALTHCARE BROCKTON HOSPITAL			1	100%	1
USF PHYSICIANS GROUP			1	100%	1
Eagle Point Health Care Center		1			1
ACCESS FAMILY CARE LLC			1	100%	1
SEABROOK EMS			1	100%	1
THEDACARE FAMILY MEDICINE GATEWAY			1	100%	1
CENTRAL CAROLINA HOSPITAL			1	100%	1
URGENTMED			1	100%	1
ADVANCE HEALTH AND WELLNESS SOLUTIONS			1	100%	1
Maple Lane Nursing Home		1			1
Kroger 97 - The Little Clinic Hutchinson		1			1
FAMILY FIRST WELLNESS		1			1
BRUNSWICK HEALTH AND REHABILITATION CE		1			1
GULF COAST MEDICAL CENTER NURSING DEPT		1			1
ERIE COUNTY EMERGENCY SERVICES DIV OF		1			1
ALL AMERICAN FAMILY AND GERIATRIC CARE			1	100%	1
SISTERS MISSION			1	100%	1
UHEALTH LEJEUNE INTERNAL MEDICINE			1	100%	1
VICTORIA PAIN AND REHABILITATION CENTER			1	100%	1
Springdale Village		1			1
NEW HORIZON PRIMARY CARE LLC			1	100%	1
Kroger 347 - The Little Clinic Tates Creek		1			1
TRAVIS LEE THOMPSON MD			1	100%	1
STORMONT VAIL HOSPITAL			1	100%	1
TITUSVILLE REHABILITATION AND NURSING CENTER		1			1
APPLECARE URGENT CARE JESUP			1	100%	1
UTAH VALLEY HOSPITAL LABORATORY			1	100%	1
FREEPORT ER DOX URGENT CARE		1			1
HEALTH DIV OAK RIDGE NATL LABORATORY		1			1
WESTCOAST FAMILY PRACTICE		1			1
ATRIUM HEALTH URGENT CARE - MOUNTAIN ISLAND			1	100%	1
SHARP GROSSMONT HOSPITAL LABORATORY			1	100%	1
GENESIS MEDICAL CENTER OF CORAL SPRINGS INC			1	100%	1
PRISMA HEALTH TUOMEY LABORATORY			1	100%	1
SOLARIS HEALTHCARE PLANT CITY		1			1
INTERNAL MEDICINE ASSOCIATES		1			1
HILLVIEW TERRACE			1	100%	1
GWINNETT MEDICAL CENTER			1	100%	1
PUBLIX PHARMACY #0332		1			1
SUN LABORATORY SERVICES,INC			1	100%	1
COLLIER BLVD HMA PHYSICIANS MANAGEMENT LLC			1	100%	1
PEDIATRIC ASSOCIATES - JACKSONVILLE			1	100%	1

COVID-19: testing by laboratory

Data through Jun 2, 2021 verified as of Jun 3, 2021 at 09:25 AM

Data in this report are provisional and subject to change.

The numbers in the table below represent the number of Florida and non-Florida residents for whom test results were received by the Department of Health. A person can be tested by more than one laboratory and can have both positive and negative results. **Therefore, the sum of the numbers in each column will be larger than the total number of people tested.**

Reporting lab	Inconclusive	Negative	Positive	Percent positive	Total
CARESTAT HOSPICE SERVICES			1	100%	1
HALIFAX HEALTH LAB			1	100%	1
HEALTH AND HOPE CLINIC INC			1	100%	1
EMPATH HOME HEALTH LLC			1	100%	1
AVERA HEART HOSPITAL OF SD			1	100%	1
GALESBURG COTTAGE HOSPITAL LABORATORY			1	100%	1
Dupage Care Center			1	100%	1
BAPTIST HOSPITAL EAST			1	100%	1
Aristacare at Cedar Oaks		1			1
ASCENSION PROVIDENCE			1	100%	1
APC HEALTH LLC			1	100%	1
MID-FLORIDA PATHOLOGY LLC		1			1
LANCASTER GENERAL HOSPITAL			1	100%	1
VA NCHCS - Mather Division		1			1
HATLEY HEALTH CARE, INC		1			1
SUMMERFIELD PRIMARY CARE ASSOCIATES			1	100%	1
MONMOUTH MEDICAL CENTER		1			1
MCR HEALTH MEDICAL EXPRESS			1	100%	1
CONNECTICUT PEDIATRICS @ CHC		1			1
DOMINION DIAGNOSTICS			1	100%	1
BRIDGEPORT EXPRESS CARE			1	100%	1
ALBUQUERQUE INDIAN HEALTH CENTER		1			1
LANGLEY DIALYSIS			1	100%	1
BEAUMONT HOSPITAL ROYAL OAK			1	100%	1
FAMILY PHYSICIANS OF WINTER PARK, INC			1	100%	1
GAMMA HEALTHCARE, INC		1			1
MEDICAL LIFE-INC GUIDEWELL EMERGENCY MEDICINE			1	100%	1
NOVANT HEALTH PRINCE WILLIAM WELLNESS CENTER			1	100%	1
NABI		1			1
AESTHETIC PHYSICIANS PC			1	100%	1
YOUR HEALTH PEDIATRICS INC			1	100%	1
MEDICAL CENTER OF AURORA, SOUTH			1	100%	1
DUKE CITY URGENT CARE		1			1
BAPTIST HEALTH PRIMARY CARE AT CUTLER BAY			1	100%	1
SANITAS RESEARCH LLC			1	100%	1
Sherwood Oaks Health Center			1	100%	1
CARSON NURSING AND REHABILITATION CENTER		1			1
Remarkable Healthcare Dallas			1	100%	1
KAISER PERMANENTE REGIONAL REFERENCE LABORATORY		1			1
INFANTS & CHILDREN PA			1	100%	1
HOLLAND COMMUNITY HOSPITAL		1			1
MINUTE CLINIC DIAGNOSTIC MED GRP OF CA		1			1
BATESVILLE - SHERWOOD URGENT CARE			1	100%	1
PHI LIFE SCIENCES			1	100%	1
TRICORE REFERENCE LABORATORIES		1			1
NEXTCARE POWER			1	100%	1

COVID-19: testing by laboratory

Data through Jun 2, 2021 verified as of Jun 3, 2021 at 09:25 AM

Data in this report are provisional and subject to change.

The numbers in the table below represent the number of Florida and non-Florida residents for whom test results were received by the Department of Health. A person can be tested by more than one laboratory and can have both positive and negative results. **Therefore, the sum of the numbers in each column will be larger than the total number of people tested.**

Reporting lab	Inconclusive	Negative	Positive	Percent positive	Total
Bethel Lutheran Nursing & Rehabilitation Center		1			1
Shelbyville Manor		1			1
SPEARE MEMORIAL HOSPITAL			1	100%	1
RIVERSIDE PEDIATRIC GROUP, INC		1			1
SMA BEHAVIORAL HEALTH SERVICES INC		1			1
NORTH PALM CHIDRENS PHYSICIANS			1	100%	1
WELLSTREET SANDY SPRINGS		1			1
Memorial Health Care Center			1	100%	1
HUGH CHATHAM FAMILY MEDICINE INDEPENDENCE		1			1
Seal Rock Healthcare		1			1
COASTAL PEDIATRICS LLC			1	100%	1
NEMOURS CHILDREN'S PRIMARY CARE			1	100%	1
SONORAN DESERT PATHOLOGY			1	100%	1
Kroger 397 - The Little Clinic Frankfort East		1			1
ALLEGHENY COUNTY HEALTH DEPARTMENT - PUBLIC HEALTH LABORATORY			1	100%	1
NEPHRON PHARMACEUTICALS CORPORATION			1	100%	1
MT VIEW			1	100%	1
PRECISE PATHOLOGY ASSOCIATES PLLC			1	100%	1
EVENTIDE LUTHERAN HOME		1			1
CVS HEALTH FL403109POCT			1	100%	1
NORTH SHORE HEMATOLOGY-ONCOLOGY ASSOCIATES PC		1			1
Princeton Place			1	100%	1
LABTECH DIAGNOSTICS			1	100%	1
CLASSEN URGENT CARE CLINIC			1	100%	1
Country View of Sunbury			1	100%	1
JOHN MANCHIN SR HEALTH CARE CENTER		1			1
UNIVERSITY OF WASHINGTON DEPT OF LAB MEDICINE			1	100%	1
PRESENCE RESURRECTION MEDICAL CENTER CHICAGO			1	100%	1
Vista Park			1	100%	1
NOORANI MEDICAL CENTER LLC			1	100%	1
RAYMOND F CARON MD			1	100%	1
PHYSICIAN ASSOCIATES, LLC			1	100%	1
SUMMERBIO LLC			1	100%	1
UHS BINGHAMTON GENERAL			1	100%	1
WESLEY MEDICAL CENTER			1	100%	1
ADVANCED DIALYSIS CENTER OF FORT LAUDERDALE			1	100%	1
SC-GA2018 THE RIDGE REHABILITATION & H		1			1
BIODORON LABORATORIES			1	100%	1
PHYSICIANS URGENT CARE			1	100%	1
Walgreens #11724		1			1
MY URGENT CARE CLINIC			1	100%	1
Towne Manor West		1			1
MISSION REGIONAL MEDICAL CENTER			1	100%	1
VANAJA SUREDDI MD PA			1	100%	1
BETHESDA HEALTH PHYSICIANS GROUP		1			1
ADVENTHEALTH MEDICAL GROUP FAMILY			1	100%	1

COVID-19: testing by laboratory

Data through Jun 2, 2021 verified as of Jun 3, 2021 at 09:25 AM

Data in this report are provisional and subject to change.

The numbers in the table below represent the number of Florida and non-Florida residents for whom test results were received by the Department of Health. A person can be tested by more than one laboratory and can have both positive and negative results. **Therefore, the sum of the numbers in each column will be larger than the total number of people tested.**

Reporting lab	Inconclusive	Negative	Positive	Percent positive	Total
NAVICENT HEALTH OCONEE, LLC		1			1
CONSOLIDATED			1	100%	1
CLINICAL TRIALS OF TAMPA LLC		1			1
WELLSTREET CLAIRMONT		1			1
ADVANCED RESEARCH INSTITUTE			1	100%	1
URGENT 202 COX CREEK PKWY		1			1
STATE OF ALASKA			1	100%	1
EKVAHCS Colmery-Oneil VAMC		1			1
CHILDREN'S HOSPITAL OF CHICAGO			1	100%	1
PEDIATRIC URGENT CARE CENTR OF FORT WORTH-LA GRAN			1	100%	1
WINCHESTER URGENT CARE, PC		1			1
INTERIM HHA OF ST AUGUSTINE INC		1			1
SUNRISE/QUAY COUNTY HEALTH CLINIC		1			1
Creekside Center for Rehabilitation and Healing		1			1
COLLINS NURSING HOME		1			1
FIRSTCARE MEDICAL CENTER			1	100%	1
INTERMOUNTAIN CANYONS CLINIC			1	100%	1
Quince Nursing and Rehabilitation Center		1			1
CHILDRENS DOCTOR OF TAMPA BAY, THE			1	100%	1
WATERVIEW HILLS REHABILITATION AND NUR		1			1
URGENT CARE NORTHWEST		1			1
VIP FAMILY PRACTICE			1	100%	1
Kroger - KRO70600172		1			1
FORT MYERS DIALYSIS		1			1
Greenhaven Health and Rehabilitation		1			1
NEXT LEVEL URGENT CARE (WOODLANDS)			1	100%	1
Elmbrook Home		1			1
ST. ANDREW'S SCHOOL		1			1
SENCARE MANAGEMENT		1			1
LEGACY SPECIALTY PHARMACY CORP			1	100%	1
CARING PROFESSIONAL HEALTH CARE LLC		1			1
FAU MEMORY & WELLNESS CENTER			1	100%	1
San Antonio Residence and Rehabilitation Center		1			1
PINNACLE PAIN CENTER PS DBA LYNX HEALTHCARE		1			1
PHYSICIANS ASSOCIATES			1	100%	1
SILVERMAN			1	100%	1
HEALTH CLINIC,THE		1			1
Alexandria Place		1			1
DORNOCH PLACE DEL PRADO		1			1
DAUGHTERS OF SARAH NURSING CENTER		1			1
ADVANCED CARDIOVASCULAR DIAGNOSTICS PL		1			1
PULSE MEDICAL DOCTOTS LLC			1	100%	1
Davie Nursing & Rehabilitation Center		1			1
ATLANTIS VISION CENTER			1	100%	1
HEART 2 HEART FAMILY PRACTICE			1	100%	1
PRESBYTERIAN HOSPITAL			1	100%	1

COVID-19: testing by laboratory

Data through Jun 2, 2021 verified as of Jun 3, 2021 at 09:25 AM

Data in this report are provisional and subject to change.

The numbers in the table below represent the number of Florida and non-Florida residents for whom test results were received by the Department of Health. A person can be tested by more than one laboratory and can have both positive and negative results. **Therefore, the sum of the numbers in each column will be larger than the total number of people tested.**

Reporting lab	Inconclusive	Negative	Positive	Percent positive	Total
TMH PHYSICIAN PARTNERS QUINCY			1	100%	1
SUSAN F. WILLIAMS M.D., P.A.			1	100%	1
TIMPANOGOS REGIONAL HOSPITAL			1	100%	1
BMC/NASSAU			1	100%	1
PM PEDIATRICS OF BAYSIDE, PLLC		1			1
BARRINGTON TERRACE NAPLES			1	100%	1
COMMUNITY HOSPITAL SOUTH			1	100%	1
Kroger 569 - The Little Clinic Gallatin		1			1
Nova Patient Care			1	100%	1
Lemont Nursing and Rehab Center			1	100%	1
ENCOMPASS HEALTH REHABILITATION HOSPITAL OF		1			1
Kroger 805 - The Little Clinic Lewis Center		1			1
ST.ELIZABETH HEALTH CENTER	1				1
FIRST MED URGENT CARE - NW 39TH			1	100%	1
JACKSONVILLE HEALTH & REHAB		1			1
ROSE HAVEN NURSING CENTER		1			1
MARTIN HEALTH PHYSICIAN GROUP			1	100%	1
SOUTHEAST HEALTH WESTGATE CLINIC			1	100%	1
HALE KUPUNA HERITAGE HOME		1			1
Northern Nevada State Veterans Home		1			1
NORTHERN LIGHT CHARLES A DEAN HOSPITAL			1	100%	1
INTERNAL MEDICINE ASSOCIATES OF LAKE			1	100%	1
Baptist Heath Care Center		1			1
SIGNATURE HEALTHCARE OF BUCKHEAD		1			1
SUNCOAST RESEARCH GROUP LLC			1	100%	1
DUKE UNIVERSITY MEDICAL CENTER			1	100%	1
Rockcastle Health and Rehab		1			1
Autumn Care of Suffolk		1			1
SIPERSTEIN DERMATOLOGY LLC			1	100%	1
VA ST LOUIS HEALTH CARE SYSTEM			1	100%	1
West Woods of Niles		1			1
KISSIMMEE HOME TRAINING		1			1
DILELLA			1	100%	1
ALLIANCE MD DIRECT PRIMARY CARE			1	100%	1
MEDICAL SPECIALISTS OF THE PALM BEACHES INC			1	100%	1
Schoenbrunn Healthcare		1			1
ERLANGER WESTERN CAROLINA HOSPITAL			1	100%	1
QUICK FAMILY URGENT CARE LLC			1	100%	1
ACUPATH LABORATORIES INC			1	100%	1
SKYRIDGE CLINICAL ASSOCIATES		1			1
FLORIDA MEDICAL CLINIC PA GI			1	100%	1
WEDGEWOOD URGENT CARE			1	100%	1
WASHINGTON SOLDIERS HOME AND COLONY		1			1
Accordius Health at Harrisonburg		1			1
CHATEAU MADELEINE - SENIOR LIVING & MEMORY CARE			1	100%	1
NAVAL BRANCH HEALTH CLINIC			1	100%	1

COVID-19: testing by laboratory

Data through Jun 2, 2021 verified as of Jun 3, 2021 at 09:25 AM

Data in this report are provisional and subject to change.

The numbers in the table below represent the number of Florida and non-Florida residents for whom test results were received by the Department of Health. A person can be tested by more than one laboratory and can have both positive and negative results. **Therefore, the sum of the numbers in each column will be larger than the total number of people tested.**

Reporting lab	Inconclusive	Negative	Positive	Percent positive	Total
PALMETTO PRIMARY CARE PHYSICIANS			1	100%	1
Kroger 395 - The Little Clinic Blanchester		1			1
PIONEER CLINICAL RESEARCH LLC			1	100%	1
BOCA MEDICAL CARE			1	100%	1
SCHUYLER HOSPITAL		1			1
BROWARD MEDICAL LAB			1	100%	1
CONVENIENT MD			1	100%	1
Kroger 531 - The Little Clinic Waterville		1			1
Pinnacle Health and Rehab at South Portland		1			1
BOCA RATON REGIONAL HOSPITAL		1			1
PINELLAS POINT NURSING AND REHAB CENTER			1	100%	1
GENESIS HOME HEALTH CARE SERVICES OF			1	100%	1
EXPRESS LAB LIVINGSTON			1	100%	1
FLORIDA EPIDEMIOLOGY PROGRAM			1	100%	1
SANFORD HEALTH DETROIT LAKES CLINIC		1			1
SEGAL INSTITUTE FOR CLINICAL RESEARCH INC			1	100%	1
MINNESOTA HERITAGE HOUSE		1			1
EXPRESS CARE OF OCALA			1	100%	1
Livingston County Center for Nursing and Rehabilitation		1			1
CHILDREN'S AT CHAMBLEE BROOKHAVEN URGE		1			1
WESTON COUNTY HEALTH SERVICES			1	100%	1
EAGLE COUNTY HEALTH AND HUMAN SERVICES			1	100%	1
RIVER CHASE HEALTH AND REHABILITATION CENTER			1	100%	1
ST JUDE CARE CENTER		1			1
CROSS CREEK HEALTH CARE		1			1
UPMC NORTHWEST HOSPITAL			1	100%	1
GEORGETOWN URGENT CARE			1	100%	1
LAKEVIEW REGIONAL HOSPITAL			1	100%	1
PATIENT FIRST - GARRISONVILLE			1	100%	1
WVU MEDICINE - WESTON			1	100%	1
CARENOW-MONTGOMERY			1	100%	1
CLC of Ripley		1			1
HOSPICE OF MARION COUNTY INC			1	100%	1
VELOCITY URGENT CARE - REDMILL			1	100%	1
SANFORD HOSPITAL WESTBROOK		1			1
JAMES A HENRY MD LLC			1	100%	1
WINTER HAVEN DIALYSIS		1			1
CHC			1	100%	1
HENRY FORD HOSPITAL			1	100%	1
MEMORIAL HOSPITAL LOS BANOS			1	100%	1
MEDPOST URGENT CARE - CIBOLO			1	100%	1
WALMART PHARMACY 10-4554		1			1
ROCKLEDGE HEALTH & REHABILITATION CENTER			1	100%	1
PREMIER FAMILY AND SPORTS MEDICINE LLC			1	100%	1
St. Anthony's Nursing and Rehab			1	100%	1
JACKSBORO URGENT CARE			1	100%	1

COVID-19: testing by laboratory

Data through Jun 2, 2021 verified as of Jun 3, 2021 at 09:25 AM

Data in this report are provisional and subject to change.

The numbers in the table below represent the number of Florida and non-Florida residents for whom test results were received by the Department of Health. A person can be tested by more than one laboratory and can have both positive and negative results. **Therefore, the sum of the numbers in each column will be larger than the total number of people tested.**

Reporting lab	Inconclusive	Negative	Positive	Percent positive	Total
INTERNAL MEDICINE,SCOTTS VALLEY OFFICE, PALO ALTO MEDICAL FOUNDATION			1	100%	1
DUBLIN METHODIST HOSPITAL			1	100%	1
EUROFINS APPLIED GENOMICS - LOUISVILLE		1			1
PRINCIPLE DIAGNOSTICS LLC			1	100%	1
LANTANA HC LAB			1	100%	1
SHRIVERS PHARMACY AND WELLNESS CENTER			1	100%	1
ST ALPHONSUS MEDICAL GROUP - MERIDIAN HEALTH PLAZA		1			1
BAXTER REGIONAL MEDICAL CENTER			1	100%	1
Mayfair Village Nursing Care Center		1			1
ST. LUKES HOSPITAL			1	100%	1
MEDICAL CLINIC OF HOUSTON			1	100%	1
DAYTON CHILDRENS HOSPITAL LAB			1	100%	1
SEATTLE-KING COUNTY			1	100%	1
Medilodge of Mt. Pleasant		1			1
MED CHOICE CENTER OF NORTH MIAMI			1	100%	1
WHEATON FRANCISCAN LABORATORY			1	100%	1
DEPARTMENT OF HEALTH SERVICES			1	100%	1
Fulton County Medical Center Long Term Care			1	100%	1
AUTUMN HOUSE			1	100%	1
WELLMED AT SUN LAKE		1			1
LAUREL MANOR DIALYSIS CTR AT THE VILLAGES		1			1
PINEVILLE PHARMACY			1	100%	1
Marysville Care Center		1			1
UNIVERSITY OF SOUTH FLORIDA			1	100%	1
STEPHENS COUNTY HOSPITAL			1	100%	1
LIFE CARE CENTER OF HILTON HEAD		1			1
HARDVARD VANGUARD MEDICAL ASSOCIATES - NEEDHAM			1	100%	1
Sharon Care Center			1	100%	1
CASS LAKE PHS INDIAN HOSPITAL		1			1
SENTARA AMBULATORY CARE CLINIC			1	100%	1
PALM AVENUE BAPTIST TOWER INC		1			1
SAINT PETE MRI			1	100%	1
MERCYONE DES MOINES MEDICAL CENTER			1	100%	1
FLORIDA CLINICAL RESEARCH CENTER, LLC			1	100%	1
THE INTERNAL MEDICAL GROUP		1			1
Excel Care Center			1	100%	1
MAIN STREET PHARMACY OF MARCELLUS, INC		1			1
NEW MILFORD HOSPITAL			1	100%	1
JERSEY SHORE CENTER		1			1
Cameron VA Clinic			1	100%	1
PARK AVENUE DERMATOLOGY NORTH			1	100%	1
URGENT DOC -NACOGODOCHES CLINIC			1	100%	1
TEMPLE TERRACE DIALYSIS			1	100%	1
CONCENTRA - TAMPA EAST		1			1
MBMG OF WINTER HAVEN			1	100%	1
ARBOR DIAGNOSTICS, INC		1			1

COVID-19: testing by laboratory

Data through Jun 2, 2021 verified as of Jun 3, 2021 at 09:25 AM

Data in this report are provisional and subject to change.

The numbers in the table below represent the number of Florida and non-Florida residents for whom test results were received by the Department of Health. A person can be tested by more than one laboratory and can have both positive and negative results. **Therefore, the sum of the numbers in each column will be larger than the total number of people tested.**

Reporting lab	Inconclusive	Negative	Positive	Percent positive	Total
ROMULO CAMOGLIANO MD/INTERNAL MEDICINE			1	100%	1
RAAZI CLINICAL LABORATORY LLC			1	100%	1
CROZER-CHESTER MEDICAL CENTER			1	100%	1
Encompass Health Rehab Hosp Harmarville		1			1
BAYMEADOWS PEDIATRIC CARE		1			1
MT SINA1 HOSPICE			1	100%	1
SOUTH TEXAS HEALTH SYSTEM ER - WARE ROAD			1	100%	1
Crisp Regional Nursing and Rehab Center		1			1
WOOD COUNTY HEALTH DEPARTMENT			1	100%	1
BRADENTON CONVENTION CENTER			1	100%	1
SWEDISH EDMONDS LABORATORY			1	100%	1
HEALTH & WELLNESS PROFESSIONALS INC			1	100%	1
COURTLAND TERRACE		1			1
WASHINGTON URGENT CARE			1	100%	1
Diversicare of Smyrna		1			1
TAYLOR COUNTY HEALTH DEPARTMENT			1	100%	1
Jenkins Living Center		1			1
SOUTHCENTRAL FOUNDATION - AMBULATORY CLINICS		1			1
GENESIS MICROBIOLOGY LAB		1			1
THE EMORY CLINIC			1	100%	1
FLORIDA DEPARTMENT OF HEALTH PALM BEACH COUNTY			1	100%	1
CVS AZ9302POCT TUCSON		1			1
1ST CALL PRIMARY CARE LLC			1	100%	1
SIMED HEALTH LLC		1			1
MEDICAL CENTER FRANKLIN			1	100%	1
Walgreens #12153		1			1
INTEGRATED GENETICS SEQUENOM		1			1
PROGRESSIVE MEDICAL RESEARCH			1	100%	1
APACHE HEALTH CENTER			1	100%	1
PEDIATRIC PARTNERS			1	100%	1
GIBSON AREA PRIMARY CARE			1	100%	1
A.G. Rhodes		1			1
CROWN COLONY PEDIATRICS		1			1
OUCH URGENT CARE			1	100%	1
SAINT JOSEPHS HOSPITAL OF ATLANTA			1	100%	1
COUPEVILLE SCHOOL DISTRICT #204		1			1
STAT EMERGENCY CENTER			1	100%	1
VALLEY VISTA CARE CENTER		1			1
NC STATE LAB OF PUBLIC HEALTH			1	100%	1
INFINITY HOME CARE OF PORT CHARLOTTE, LLC			1	100%	1
MOBILE INFIRMARY MEDICAL CENTER			1	100%	1
Maniilaq Health Center		1			1
ENCOMPASS HEALTH REHAB HOSP TOMS RIVER		1			1
SANFORD I-94 CLINIC		1			1
RAPID CITY REGIONAL HOSPITAL -579 ATTN. LABORATORY		1			1
ADVENTHEALTH MEDICAL GROUP UROLOGY AT EAST ORLANDO		1			1

COVID-19: testing by laboratory

Data through Jun 2, 2021 verified as of Jun 3, 2021 at 09:25 AM

Data in this report are provisional and subject to change.

The numbers in the table below represent the number of Florida and non-Florida residents for whom test results were received by the Department of Health. A person can be tested by more than one laboratory and can have both positive and negative results. **Therefore, the sum of the numbers in each column will be larger than the total number of people tested.**

Reporting lab	Inconclusive	Negative	Positive	Percent positive	Total
NFRC CLINICAL LAB			1	100%	1
MEDLABS OF FLORIDA LLC D/B/A MEDLABS DIAGNOSTICS		1			1
GREATER TAMPA AT HOME			1	100%	1
BIO REFERENCE LABORATORIES INC			1	100%	1
Westminster Canterbury Richmond		1			1
Mission Arch Center		1			1
STANDIFER PLACE		1			1
CALIFORNIA PUBLIC HEALTH LABORATORY			1	100%	1
Parkwood Healthcare Facility		1			1
LOUNDY		1			1
WALGREENS CP		1			1
NORTHWESTERN UNIVERSITY HEALTH SERVICE			1	100%	1
BRIDGEWATER PARK ASSISTED LIVING LLC			1	100%	1
Walgreens #17445		1			1
Gulf Coast health and Rehabilitation, LLC		1			1
SV MOBILE HEALTH			1	100%	1
HEALTH SERVICES-COLUMBIA COLLEGE		1			1
LINCOLN COUNTY MEDICAL CENTER		1			1
ManorCare Yeadon		1			1
CAH ACQUISITION COMPANY 11 LLC			1	100%	1
WALKIN MEDICAL URGENT CARE,NEW CITY			1	100%	1
CVS IL2297651CV JOLIET		1			1
JPS HEALTH CENTER AT TRUE WORTH PLACE			1	100%	1
MANOR COURT OF CLINTON		1			1
RYE BEACH PHARMACY INC		1			1
OCALA RKC EAST HEMO #1			1	100%	1
Cibolo Creek Rehabilitation Health Living Center		1			1
PUTNAM COUNTY PUBLIC HEALTH UNIT WIC		1			1
SIGNATURE CARE COLLEGE STATION			1	100%	1
WELLCARE URGENT CARE			1	100%	1
Manor Care of Dallastown d/b/a ManorCare Health Services - Dallastown		1			1
Arlington Health and Rehabilitation		1			1
Bayou Vista Community Care Center			1	100%	1
DBA HICKORY CREEK AT ROCHESTER		1			1
WALGREENS #06025		1			1
AUGUSTA HEALTH SD			1	100%	1
PALMA CEIA MED GROUP-SWANN		1			1
SOUTHERN NEVADA HEALH DISTRICT LABORATORY SYSTEM			1	100%	1
MEMPHIS URGENT CARE #2, LLC			1	100%	1
Hinesville VA Clinic		1			1
SPRINGFIELD HOSPITAL			1	100%	1
FREDERICK AVENUE GROUP HOME		1			1
INTERIM HEALTHCARE OF PALM COAST			1	100%	1
CONNECTICUT CVS PAHRMACY, LLC		1			1
Cornerstone at the Ranch		1			1
MIAMI-DADE COUNTY HEALTH DEPT.		1			1

COVID-19: testing by laboratory

Data through Jun 2, 2021 verified as of Jun 3, 2021 at 09:25 AM

Data in this report are provisional and subject to change.

The numbers in the table below represent the number of Florida and non-Florida residents for whom test results were received by the Department of Health. A person can be tested by more than one laboratory and can have both positive and negative results. **Therefore, the sum of the numbers in each column will be larger than the total number of people tested.**

Reporting lab	Inconclusive	Negative	Positive	Percent positive	Total
RIVERSIDE SHORE MEMORIAL HOSPITAL			1	100%	1
MEDEXPRESS URGENT CARE - JACKSON		1			1
WEST FLORIDA HOSPITAL LABORATORY			1	100%	1
PASCO COUNTY HEALTH DEPARTMENT			1	100%	1
MEDCOR INC			1	100%	1
WRIGHT PATTERSON AFB MEDICAL CENTER			1	100%	1
RADIANCE HEALTH RX		1			1
EUGENE T FINAN, MD			1	100%	1
White River Health Care Center		1			1
ALTA BATES SUMMIT MEDICAL CENTER CLINICAL LAB			1	100%	1
MEDEXPRESS URGENT CARE - LAWTON		1			1
Regency Square			1	100%	1
MVMC LAB MICRO			1	100%	1
WELLPATH LLC		1			1
REELFOOT FAMILY WALK-IN CLINIC		1			1
CONCENTRA - LEESBURG		1			1
GENESEE COUNTY HEALTH DEPARTMENT		1			1
DEVLIN MANOR NURSING AND REHABILITATION		1			1
MEDEXPRESS URGENT CARE - LEOMINSTER		1			1
WEST FLORIDA MEDICAL CENTER CLINIC			1	100%	1
Kroger 699 - The Little Clinic Smyrna		1			1
LABWORKS LLC			1	100%	1
MARTIN LUTHER KING RENAL INSTITUTE			1	100%	1
Jewish Senior Services		1			1
PROVIDENCE ST PETER HOSPITAL		1			1
WALGREEN#12147		1			1
SUMMER PLACE NURSING & REHABILITATION		1			1
Senatobia Healthcare & Rehab		1			1
Hearthstone Nursing and Rehabilitation Center		1			1
Cerenity Senior Care-White Bear Lake		1			1
KATHY L ANDERSON DO PA			1	100%	1
AMERITECH COLLEGE OF HEALTHCARE			1	100%	1
Traymore Nursing Center		1			1
ANDERSON NURSING CENTER			1	100%	1
Bolingreen Health and Rehabilitation		1			1
CATHOLIC MEDICAL CENTER			1	100%	1
CAPE CANAVERAL HOSP			1	100%	1
GINKGO BIOWORKS INC (CONCENTRIC)		1			1
Long Beach Care Center			1	100%	1
WATERS EDGE ELEMENTARY SCHOOL			1	100%	1
REGIONAL MEDICAL CENTER			1	100%	1
CLIFTON-FINE HOSPITAL LABORATORY		1			1
MORELL			1	100%	1
INTERIM HEALTHCARE			1	100%	1
INNOVATIVE HEALTH DIAGNOSTIC OF CALIFORNIA			1	100%	1
ST. ELIZABETH HEALTHCARE - FLORENCE HOSPITAL			1	100%	1

COVID-19: testing by laboratory

Data through Jun 2, 2021 verified as of Jun 3, 2021 at 09:25 AM

Data in this report are provisional and subject to change.

The numbers in the table below represent the number of Florida and non-Florida residents for whom test results were received by the Department of Health. A person can be tested by more than one laboratory and can have both positive and negative results. **Therefore, the sum of the numbers in each column will be larger than the total number of people tested.**

Reporting lab	Inconclusive	Negative	Positive	Percent positive	Total
CVS TX8990POCT HELOTES		1			1
VALUE DRUG STORES INC		1			1
WMC HEALTH GROUP OF KISSIMMEE LLC			1	100%	1
BRITTNEY WHELIHAN IRWIN ARNP LLC			1	100%	1
TRANSCEND PERFORMANCE AND LIFESTYLE INSTITUTE			1	100%	1
RIVERTON CBOC			1	100%	1
SARASOTA MEMORIAL HOSPITAL		1			1
PSL JAX BEACH OPERATIONS LLC			1	100%	1
SOFFER HEALTH INSTITUTE			1	100%	1
NORTHWEST LABS, INC			1	100%	1
THE INN AT UNIVERSITY VILLAGE			1	100%	1
PARK AVENUE MEDICAL PROFESSIONALS PC		1			1
NORDX			1	100%	1
KORNBLIT MEDICAL PC		1			1
SPECTRUM LUDINGTON			1	100%	1
HOLMES FAMILY PRACTICE PA			1	100%	1
FASTMED-MILL AVENUE			1	100%	1
RED HOOK FAMILY PRACTICE		1			1
ADVENTHEALTH MEDICAL GROUP INTERNAL MEDICINE AT MILLS			1	100%	1
Villa Maria			1	100%	1
COASTAL MANOR		1			1
PALMETTO ARTIFICIAL KIDNEY CENTER			1	100%	1
LAKE CHELAN COMMUNITY HOSPITAL		1			1
D'YOUVILLE SCHOOL OF PHARMACY		1			1
HEARTLAND PHARMACY SEBRING			1	100%	1
MYLAN-SOUTH POINT PA		1			1
Walgreens #5421		1			1
ULTIMATE DX CORP			1	100%	1
APS-SUMMIT CARE PHARMACY, LLC DBA OMNICARE		1			1
UMC WEST CLINIC			1	100%	1
PEDIATRIC ASSOCIATES - MIAMI LAKES		1			1
CRESTVIEW MED CLIN LAB			1	100%	1
LABORATORY COPROPRATION OF AMERICA			1	100%	1
SAINT FRANCIS HOSPITAL			1	100%	1
Churchman Village LLC		1			1
FAMILY FIRST WELLNESS CLINIC INC			1	100%	1
NLAC SUMMERBIO			1	100%	1
ADDINGTON PLACE EAST LAKE		1			1
SANTA MONICA CA-UCLA MC			1	100%	1
AMD			1	100%	1
Chateau Dville Rehab & Retirement		1			1
FLAGLER MEDICAL ASSOCIATES PA			1	100%	1
MED FIRST URGENT CARE CENTERS INC			1	100%	1
FAMILY INTERNAL MEDICINE OF CLERMONT			1	100%	1
RUBY MEMORIAL HOSP. LAB			1	100%	1
OMNICARE PHARMACY OF TEXAS 1, LP		1			1

COVID-19: testing by laboratory

Data through Jun 2, 2021 verified as of Jun 3, 2021 at 09:25 AM

Data in this report are provisional and subject to change.

The numbers in the table below represent the number of Florida and non-Florida residents for whom test results were received by the Department of Health. A person can be tested by more than one laboratory and can have both positive and negative results. **Therefore, the sum of the numbers in each column will be larger than the total number of people tested.**

Reporting lab	Inconclusive	Negative	Positive	Percent positive	Total
BROWNS HOUSE ASSISTED LIVING FACILITY LLC		1			1
NHC PLACE AT COOL SPRINGS		1			1
SOUTHWESTERN VERMONT MEDICAL CENTER			1	100%	1
PERHAM HEALTH		1			1
PENSACOLA PATHOLOGY		1			1
CHILDRENS SPECIALIST PEDIATRIC PULMMOLOGY & Grays Harbor Health and Rehabilitation			1	100%	1
ADVANCED LABORATORY SERVICES			1	100%	1
LAKWOOD RANCH URGENT CARE PA			1	100%	1
FINLAY MEDICAL RESEARCH CORP			1	100%	1
FLORIDA CLINICAL LABORATORY INC DBA			1	100%	1
LIBERTY COMMONS NURSING AND REHABILITA		1			1
BROOKS COUNTY HOSPITAL			1	100%	1
SUNSHINE FAMILY & WELLNESS CENTER			1	100%	1
NORTH CAROLINA STATE LABORATORY OF PUBLIC HEALTH, SPECTRUM LAB NETWORK			1	100%	1
MD TOX LABORATORY			1	100%	1
CHILDRENS AT NORTH POINT URGENT CARE L		1			1
JOHN H. STROGER, JR. HOSPITAL OF COOK COUNTY			1	100%	1
ADVENTHEALTH IMAGING WINTERGARDEN		1			1
MIAMI VASCULAR SURGERY			1	100%	1
PAMC MICRO LAB			1	100%	1
BROOKDALE WEST PALM BEACH			1	100%	1
MAINE HEALTH AND ENVIRONMENTAL TESTING LABORATORY			1	100%	1
OPTUM OF HIALEAH		1			1
SOUTH COUNTY NURSING AND REHABILITATION		1			1
ST FRANCIS COLLEGE WELLNESS CENTER		1			1
WALGREENS # 12338		1			1
BREVARD COUNTY JAIL			1	100%	1
INLET CONCIERGE MEDICINE			1	100%	1
FLORIDA HOSPITAL TRANSPLANT CENTER		1			1
SANFORD CLINIC 32ND AND ELLIS LABORATORY		1			1
Raleigh Center (WV)			1	100%	1
LAKE VIEW COURT		1			1
US LABORATORIES			1	100%	1
HEALTH GUAGE			1	100%	1
BRISTOL REGINAL MEDICAL CENTER			1	100%	1
KID FIXERS		1			1
FAIRVIEW HOSPITAL			1	100%	1
YOUTH HEALTH CENTER OF HUNTINGTON		1			1
STAMFORD HOSPITAL			1	100%	1
SILVER SPRINGS SHORES DIALYSIS			1	100%	1
HEALTH ALLIANCE			1	100%	1
AMBRY GENETICS CORP	1				1
WELLNESS CENTER BY DR MIGNON,THE			1	100%	1
MARYLAND DEPARTMENT OF HEALTH AND MENTAL HYGIENE			1	100%	1
BARTLE'S PHARMACY INC			1	100%	1

COVID-19: testing by laboratory

Data through Jun 2, 2021 verified as of Jun 3, 2021 at 09:25 AM

Data in this report are provisional and subject to change.

The numbers in the table below represent the number of Florida and non-Florida residents for whom test results were received by the Department of Health. A person can be tested by more than one laboratory and can have both positive and negative results. **Therefore, the sum of the numbers in each column will be larger than the total number of people tested.**

Reporting lab	Inconclusive	Negative	Positive	Percent positive	Total
C A R E S		1			1
KEY WEST BRANCH MEDICAL CLINIC			1	100%	1
CVS SC7012POCT BALLENTINE			1	100%	1
ST JOHN FISHER COLLEGE HEALTH AND WELLNESS		1			1
ARTESIAN HOME		1			1
MACKOUL PEDIATRICS			1	100%	1
INDIANA STATE DEPARTMENT OF HEALTH CLINIC MICROBIOLOGY		1			1
LCMC LAB SUBSECTION		1			1
AMBULATORY CARE CLINIC, LLC			1	100%	1
Lutheran Community at Telford		1			1
HEALTHCARE PARTNERS FAMILY MEDICINE LLC			1	100%	1
ALAN MOORE		1			1
HARBIN CLINIC, LLC - MAIN OFFICE		1			1
ST. JOSEPH MERCY ANN ARBOR HOSPITAL			1	100%	1
MCR HEALTH VENICE PEDIATRICS			1	100%	1
SOPHIA MEDICAL ASSOCIATES, PC			1	100%	1
CATHEDRAL GERONTOLOGY CENTER DBA CATHEDRAL CARES			1	100%	1
WALGREENS #05690		1			1
Walgreens #10851		1			1
DPH OP LAB			1	100%	1
Good Samaritan Society - Albion		1			1
Summit Medical Group Morristown Oncology		1			1
PARKVIEW OUTREACH COMMUNITY CENTER			1	100%	1
MOUNT DORA DIALYSIS			1	100%	1
NORTHEAST BAPTIST HOSPITAL			1	100%	1
US AF ACADEMY COLORADO			1	100%	1
Kroger - KRO01100688			1	100%	1
JUPITER MEDICAL GROUP			1	100%	1
FLORIDA WATERMAN HOSPITAL			1	100%	1
Encompass Health Rehab Hosp Albuquerque		1			1
CORVALLIS CLINIC PC LAB		1			1
CENTER AT WATERFRONT		1			1
Charlie Norwood VAMC		1			1
PHYSICIANS OF CENTRAL FLORIDA			1	100%	1
ST. MICHAEL'S ELITE HOSPITAL			1	100%	1
ACL LABORATORIES			1	100%	1
PALM BEACH COUNTY SHERIFF OFFICE			1	100%	1
YOUR KIDS URGENT CARE			1	100%	1
Citadel		1			1
GENEMARKERS LLC			1	100%	1
KELLY			1	100%	1
Smg/North Jersey Hematology & Oncology		1			1
Kempsville Health and Rehab Center		1			1
CareATC - Melton		1			1
BEST CHOICE WELLNESS & LABORATORY LLC			1	100%	1
FRESENIUS KIDNEY CARE TAMPA NORTH			1	100%	1

COVID-19: testing by laboratory

Data through Jun 2, 2021 verified as of Jun 3, 2021 at 09:25 AM

Data in this report are provisional and subject to change.

The numbers in the table below represent the number of Florida and non-Florida residents for whom test results were received by the Department of Health. A person can be tested by more than one laboratory and can have both positive and negative results. **Therefore, the sum of the numbers in each column will be larger than the total number of people tested.**

Reporting lab	Inconclusive	Negative	Positive	Percent positive	Total
MEDEXPRESS URGENT CARE - WILLINGBORO		1			1
RECOVERY BAY, LLC			1	100%	1
DEACONESS URGENT CARE CENTER			1	100%	1
CULVER CITY URGENT CARE			1	100%	1
ASCENSION ST VINCENT'S - WESTSIDE			1	100%	1
NHC HEALTH CARE CENTER		1			1
The Pines at Catskill		1			1
NEW ULM MEDICAL CENTER			1	100%	1
CLARKSVILLE MANOR INC		1			1
CARE ADVANTAGE			1	100%	1
METHODISM MIDLOTHIAN MEDICAL CENTER			1	100%	1
Life Care Center of Blount County		1			1
APPLECARE URGENT CARE			1	100%	1
MEDICAL UNIVERSITY OF SOUTH CAROLINA			1	100%	1
PREVENTIVE CARDIOLOGY AND INTERNAL MEDICINE ASSOCI			1	100%	1
CORE OCCUPATIONAL MEDICINE			1	100%	1
TREASURE COAST MEDICAL CONCIERGE LLC			1	100%	1
CONNECTICUT CVS PHARMACY, LLC		1			1
UNIVERSITY PLACE NURSING CENTER		1			1
NEXTCARE SUN CITY			1	100%	1
PHOEBE PRIMARY CARE CAMILLA			1	100%	1
INTEGRIS SEMINOLE EMERGENCY DEPT			1	100%	1
THYROID SPECIALTY LABORATORY			1	100%	1
INDIANA INTERNAL MEDICINE			1	100%	1
TRIPLE O RESEARCH INSTITUTE PA			1	100%	1
VA Northern Indiana HCS - Fort Wayne		1			1
PORT ORANGE DIALYSIS			1	100%	1
ELITE PRIMARY CARE			1	100%	1
KNOX COMMUNITY HOSPITAL			1	100%	1
GARDENS PEDIATRICS LAB			1	100%	1
DYNACARE			1	100%	1
THE MEDICAL CENTER AT SCOTTSVILLE			1	100%	1
PRESTIGE ER			1	100%	1
CFHC - FROSTPROOF			1	100%	1
EMBASSY LAKES ARTIFICIAL KIDNEY CENTER			1	100%	1
MOUNT SINAI HOSPITAL OF QUEENS			1	100%	1
LABTEST LLC LABTEST DIAGNOSTICS			1	100%	1
Kroger 49 - The Little Clinic Wichita - 21st St.			1	100%	1
DW MCMILLAN MEMORIAL HOSPITAL LABORATORY			1	100%	1
ENT AND ALLERGY ASSOCIATES OF FLORIDA			1	100%	1
MEDEXPRESS URGENT CARE - WAYNESBURG		1			1
sunrise terrace nursing and rehab center		1			1
CORNERSTONE OF RECOVERY INC		1			1
COMMONWEALTH OF VIRGINIA DIVISION OF CONSOLIDATED LABORATORY SERVICES			1	100%	1
IC LABS			1	100%	1
Walgreens #9121		1			1

COVID-19: testing by laboratory

Data through Jun 2, 2021 verified as of Jun 3, 2021 at 09:25 AM

Data in this report are provisional and subject to change.

The numbers in the table below represent the number of Florida and non-Florida residents for whom test results were received by the Department of Health. A person can be tested by more than one laboratory and can have both positive and negative results. **Therefore, the sum of the numbers in each column will be larger than the total number of people tested.**

Reporting lab	Inconclusive	Negative	Positive	Percent positive	Total
Caldwell Care		1			1
MARINA DEL REY HOSPITAL LAB			1	100%	1
GULF COUNTY HEALTH DEPARTMENT			1	100%	1
Good Samaritan Society-Atkinson		1			1
VIP STARNETWORK		1			1
VELOCITY CARE URGENT CARE BY CARILION CLINIC			1	100%	1
ACCULAB			1	100%	1
THE HOSPITALS OF PROVIDENCE EMERGENCY ROOM			1	100%	1
MEDEXPRESS URGENT CARE - PINE BLUFF S		1			1
WALGREENS #05150		1			1
NORTH PALM BEACH DIALYSIS CENTER			1	100%	1
MIAMI CHILDRENS HOSPITAL MIDTOWN OUTPATIENT CENTER			1	100%	1
HARRIS COUNTY PUBLIC HEALTH SERVICES			1	100%	1
CEPERO PEDIATRICS PA			1	100%	1
SOUTHERN WINDS			1	100%	1
MIL LAKE HEALTHCARE CENTER INC PEDIATRICS			1	100%	1
Masonic Medical Research Institute			1	100%	1
CLINICAL CARE, INC			1	100%	1
PIEDMONT OUTPATIENT CLINIC		1			1
DAKOTA PRO FOOTBALL, LLC		1			1
COUNTRYSIDE PEDIATRIC CARE PA			1	100%	1
JFK MEDICAL CENTER			1	100%	1
ADVENTHEALTH MEDICAL GROUP CARDIOLOGY			1	100%	1
CORPUS CHRISTI MEDICAL CENTER			1	100%	1
UF HEALTH EMERGENCY CENTER LABORATORY		1			1
FRESENIUS MEDICAL CARE TAMPA LLC			1	100%	1
NEW HEMPSTEAD PEDIATRICS PC		1			1
CAN COMMUNITY HEALTH NORTH MIAMI, FL		1			1
Diversicare of Eupora		1			1
HOLYOKE MEDICAL CENTER			1	100%	1
Accordius Health at Gastonia			1	100%	1
KIDZ CARE PEDATRICS			1	100%	1
UCSD MICROBIOLOGY LABORATORY			1	100%	1
MARYWOOD HEIGHTS		1			1
FOUNTAIN VALLEY REGIONAL HOSPITAL & MEDICAL CENTER			1	100%	1
JOSEPH REINA PHARMACY INC DBA JRX PHAR		1			1
EMERALD HEALTH CARE		1			1
MEDEXPRESS WELL - OLDSMAR			1	100%	1
BIOLOGICAL AND CHEMICAL EMERGENCIES LABORATORY			1	100%	1
KINGMAN REGIONAL MEDICAL CENTER			1	100%	1
Medilodge of Midland		1			1
Vi at Aventura		1			1
Kroger 447 - The Little Clinic Lebanon		1			1
Kroger 825 - The Little Clinic Dorothy Lane		1			1
MID-SOUTH URGENT CARE, PLLC			1	100%	1
PUBLIC HEALTH LABORATORIES			1	100%	1

COVID-19: testing by laboratory

Data through Jun 2, 2021 verified as of Jun 3, 2021 at 09:25 AM

Data in this report are provisional and subject to change.

The numbers in the table below represent the number of Florida and non-Florida residents for whom test results were received by the Department of Health. A person can be tested by more than one laboratory and can have both positive and negative results. **Therefore, the sum of the numbers in each column will be larger than the total number of people tested.**

Reporting lab	Inconclusive	Negative	Positive	Percent positive	Total
Kroger 527 - The Little Clinic Hwy 70 S.		1			1
LAB. CORP. OF AMERICA			1	100%	1
Oakview Manor Health and Rehab		1			1
MARQUETTE GENERAL HOSPITAL			1	100%	1
METHODIST HOSPITAL SOUTHLAKE			1	100%	1
HANCOCK REGIONAL HOSPITAL		1			1
TRANSYLVANIA REGIONAL HOSPITAL LAB			1	100%	1
HYDE PARK MEDICAL CENTER		1			1
			1	100%	1
POMPANO BEACH ARTIFICIAL KIDNEY CENTER			1	100%	1
LOWCOUNTRY URGENT CARE			1	100%	1
COLUMBUS REGIONAL HOSPITAL			1	100%	1
IDAHO HEALTH DEPARTMENT			1	100%	1
CARENOW URGENT CARE-HENDERSONVILLE		1			1
BLUE RIDGE URGENT CARE MORGANTON			1	100%	1
Kroger 57 - The Little Clinic Jay C Charlestown		1			1
PORTNEUF MEDICAL CENTER		1			1
Ernest Childers Outpatient Clinic		1			1
Central Alabama Veterans HCS - East Campus		1			1
EAST END PEDIATRICS		1			1
CLINTON DRUG STORE		1			1
ANDREWS			1	100%	1
CLINICAL LABORATORY DEPARTMENT			1	100%	1
Kroger 539 - The Little Clinic Memorial Blvd.		1			1
ELATION HEALTH		1			1
WATERSIDE HEALTH & REHAB CENTER, LLC		1			1
CLINICAL MICROBIOLOGY LAB FAIRVIEW UNIVERSITY HOSPITAL			1	100%	1
WARREN GENERAL HOSPITAL			1	100%	1
Oak Hill Health & Rehabilitation Center			1	100%	1
TALLAHASSEE DIALYSIS		1			1
ADVANCE GASTROENTEROLOGY			1	100%	1
CHILDRENS HEALTHCARE CTE OF NORTHERN		1			1
MED LAB SERVICES, LLC			1	100%	1
LABORATORY SERVICES SGHS - CAMDEN		1			1
J F K PEDIATRICS			1	100%	1
CHC SOUTHWEST FLORIDA LAB-LIVE			1	100%	1
PROGRESSIVE MEDICAL LAB LLC			1	100%	1
Medilodge of Kalamazoo		1			1
DOCTORS URGENT CARE OFFICE			1	100%	1
BAPTIST HEALTH EXPRESS CARE			1	100%	1
PALM BEACH PEDIATRIC UROLOGY			1	100%	1
NORTH BREVARD CHILDRENS MEDICAL CENTER			1	100%	1
MEA PRIMARY CARE PLUS BYRAM			1	100%	1
MID-FLORIDA PATHOLOGY LLC MOBILE UNIT # 1			1	100%	1
GUIDEWELL SANITAS			1	100%	1
APPLECARE URGENT CARE KINGSLAND			1	100%	1

COVID-19: testing by laboratory

Data through Jun 2, 2021 verified as of Jun 3, 2021 at 09:25 AM

Data in this report are provisional and subject to change.

The numbers in the table below represent the number of Florida and non-Florida residents for whom test results were received by the Department of Health. A person can be tested by more than one laboratory and can have both positive and negative results. **Therefore, the sum of the numbers in each column will be larger than the total number of people tested.**

Reporting lab	Inconclusive	Negative	Positive	Percent positive	Total
ONSITE LABORATORIES			1	100%	1
HEART HOSPITAL OF LAFAYETTE: EMERGENCY ROOM			1	100%	1
PARKWAY REGIONAL MEDICAL CENTER LAB			1	100%	1
TAMPA GENERAL MEDICAL GROUP LABORATORY HEALTHPARK			1	100%	1
Linley Park Rehabilitation & Healthcare Center		1			1
Elderwood at Lockport		1			1
INTERNAL MEDICINE GROUP OF WINTER HAVEN PA		1			1
CARESPOT - WELLINGTON			1	100%	1
JOHN HOPKINS WELLNESS CENTER PEPSICO			1	100%	1
KEYS PEDIATRICS PLLC			1	100%	1
UNITYPOINT HEALTH TRINITY			1	100%	1
FOUNDCARE HEALTH			1	100%	1
Riverside Nursing & Rehabilitation Center		1			1
NAVARRE PEDIATRICS PL			1	100%	1
Portsmouth Health and Rehab			1	100%	1
Walgreens #10988		1			1
PROVIDENCE HOSPITAL			1	100%	1
SUNY AT STONY BROOK			1	100%	1
PENROSE HOSPITAL			1	100%	1
NEMOURS CHILDRENS URGENT CARE			1	100%	1
CLEVELAND CLINIC AKRON GENERAL			1	100%	1
Brio of Johnston		1			1
SYNAPSE ANALYTICAL LABS		1			1
ALL PRO ORTHOPEDICS & SPORTS MEDICINE, PA			1	100%	1
EXACCARE KINGSTON, LLC			1	100%	1
Kroger 588 - The Little Clinic Thompsons Station		1			1
Kroger 523 - The Little Clinic Dickson			1	100%	1
LIFESTREAM BEHAVIORAL CENTER INC			1	100%	1
BRUSHY CREEK FAMILY HOSPITAL			1	100%	1
NORTHWEST TEXAS HEALTHCARE SYSTEM, INC			1	100%	1
PRIME MEDICAL HEALTH AND WELLNESS		1			1
PERFECT HEALTH URGENT CARE AND MEDICAL		1			1
PM PEDIATRICS OF POMPTON PLAINS		1			1
LAURELS OF MT PLEASANT, THE		1			1
FIRST CARE OF GAINESVILLE			1	100%	1
DSL TENANT II LLC			1	100%	1
PINES AT RUTLAND, THE		1			1
BLESSINGS MEDICAL CLINIC, THE			1	100%	1
SHAW MEDICAL GROUP LLC			1	100%	1
AVANTARA REDFIELD		1			1
UNITED HEALTHCARE			1	100%	1
FANNIN REGIONAL HOSPITAL			1	100%	1
NONA MEDICAL ARTS		1			1
Medilodge of Marshall		1			1
SUTTER HEALTH SACRAMENTO SIERRA REGION			1	100%	1
MEDEXPRESS URGENT CARE - PATRICK STREE			1	100%	1

COVID-19: testing by laboratory

Data through Jun 2, 2021 verified as of Jun 3, 2021 at 09:25 AM

Data in this report are provisional and subject to change.

The numbers in the table below represent the number of Florida and non-Florida residents for whom test results were received by the Department of Health. A person can be tested by more than one laboratory and can have both positive and negative results. **Therefore, the sum of the numbers in each column will be larger than the total number of people tested.**

Reporting lab	Inconclusive	Negative	Positive	Percent positive	Total
ELLCOTT CENTER FOR REHABILITATION AND		1			1
AVALON NURSING CENTER		1			1
SUNCOAST FAMILY MEDICAL ASSOCIATES			1	100%	1
CARESPOT - MIAMI GARDENS			1	100%	1
Northwest Metro VA OPC		1			1
MEDHELP			1	100%	1
PATIENT FIRST-GENERAL BOOTH			1	100%	1
Encompass Health Rehab Hosp Tinton Falls		1			1
Kroger - KRO03400316			1	100%	1
ADVOCATE GOOD SAMARITAN			1	100%	1
ST. JOSEPH MEDICAL CENTER			1	100%	1
DEVITA		1			1
ATHENS MEDICAL CENTER			1	100%	1
NIHCC			1	100%	1
Kroger 519 - The Little Clinic Staples Mill Road		1			1
WELLINGTON WEST 100176			1	100%	1
RESTORE MEDICAL PARTNERS PLLC			1	100%	1
Waycross VA CBOC		1			1
HAVASU REGIONAL MEDICAL CENTER			1	100%	1
SUN CITY DIAGNOSTIC CENTER			1	100%	1
LEE MEMORIAL HOSPITAL OUTPATIENT SURGERY CENTER			1	100%	1
Kroger 532 - The Little Clinic Murfreesboro		1			1
MISSOURI DEPARTMENT OF HEALTH AND SENIOR SERVICES - STATE PH LAB		1			1
XSTREMEMD			1	100%	1
Mountain City Care and Rehabilitation Center		1			1
NEW RIVER HEALTH DISTRICT			1	100%	1
Parkside Manor		1			1
NATIONAL GENETIC INSTITUTE			1	100%	1
SUMMIT URGENT CARE - FAYETTEVILLE		1			1
Orange City Nursing and Rehab Center			1	100%	1
MINUTE CLINIC, LLC		1			1
LIFEWORKS WELLNESS CENTER LLC		1			1
MEDCARE QUALITY MEDICAL CENTER LLC			1	100%	1
MERITUS MEDICAL CENTER			1	100%	1
Keller Landing Center		1			1
Longwood Community Living Center		1			1
JEFFREY A HIRSCHFIELD, MD PA			1	100%	1
CHILTON MEDICAL CENTER		1			1
INTERNAL MEDICINE EMILIA MURRAY MD PA		1			1
Juniper Village at Bucks County		1			1
CARE STATION MEDICAL GROUP		1			1
PALMETTO CHARTER SCHOOL		1			1
Waddell Nursing & Rehab Center		1			1
DR Q PEDIATRICS			1	100%	1
NORTH FLORIDA CHILD DEVELOPMENT, INC			1	100%	1
SOMA MEDICAL CENTER PA #4			1	100%	1

COVID-19: testing by laboratory

Data through Jun 2, 2021 verified as of Jun 3, 2021 at 09:25 AM

Data in this report are provisional and subject to change.

The numbers in the table below represent the number of Florida and non-Florida residents for whom test results were received by the Department of Health. A person can be tested by more than one laboratory and can have both positive and negative results. **Therefore, the sum of the numbers in each column will be larger than the total number of people tested.**

Reporting lab	Inconclusive	Negative	Positive	Percent positive	Total
MEDICAL EXAMINERS OFFICE, LEESBURG			1	100%	1
APOLLOMDX LLC			1	100%	1
CHILDRENS CLINIC OF PENSACOLA PA			1	100%	1
Perham Living			1	100%	1
MOUNTAINVIEW URGENT CARE VALLEY		1			1
St. Catherine's manor of Findlay		1			1
Kroger 929 - The Little Clinic Corryville		1			1
REDI-CARE INC			1	100%	1
American Fork Care Center dba Heritage Care Center		1			1
WALGREENS #04470		1			1
MEDEXPRESS URGENT CARE - MT EPHRAIM		1			1
SOUTHEASTERN INTEGRATED MEDICAL PL			1	100%	1
PRIME HEALTHCARE SERVICES		1			1
SANTA CRUZ COUNTY HEALTH SERVICES			1	100%	1
MODERN URGENT CARE			1	100%	1
BAM INC		1			1
LOUISIANA STATE LAB			1	100%	1
KIOSK MEDICINE KENTUCKY LLC		1			1
EDWARD HOSPITAL			1	100%	1
BGB SUMMIT MEDICAL GROUP		1			1
HELIX CA			1	100%	1
Miller Health Care Center			1	100%	1
AMERICA'S ER SITE 002 LLC			1	100%	1
REDMED URGENT CLINIC OF BATESVILLE			1	100%	1
WESTEX URGENT CARE, PLLC			1	100%	1
MINUTECLINIC DIAGNOSTIC OF TN PC #6437		1			1
DOCTORS HOSPITAL OF LAREDO			1	100%	1
NEW ERA HEALTH CENTER INC		1			1
YOUR HEALTH PEDIATRICS			1	100%	1
GRAND LIVING			1	100%	1
QUALITY LAB			1	100%	1
INTEGRITY SPINE AND ORTHOPEDICS LLC			1	100%	1
ADVANCED MEDICAL LABORATORIES (AML)			1	100%	1
Heartland of Pittsburgh PA, LLC		1			1
BMRHC HARRISON		1			1
RAPID URGENT CARE, INC		1			1
EMERY MEDICAL CENTER			1	100%	1
ENT AND ALLERGY ASSOCIATES, LLP		1			1
CAREHERE CENTER		1			1
NORWOOD HEALTH CENTER		1			1
TERRELL URGENT CARE			1	100%	1
Magnolia Manor of St. Simons Island		1			1
DONALSONVILLE HOSPITAL INC			1	100%	1
WINTER HAVEN WOMEN'S HOSPITAL NURSING SERVICES			1	100%	1
PANCARE HEALTH - BRUCE			1	100%	1
UC SAN DIEGO CENTER FOR ADVANCED LABORATORY MEDICINE			1	100%	1

COVID-19: testing by laboratory

Data through Jun 2, 2021 verified as of Jun 3, 2021 at 09:25 AM

Data in this report are provisional and subject to change.

The numbers in the table below represent the number of Florida and non-Florida residents for whom test results were received by the Department of Health. A person can be tested by more than one laboratory and can have both positive and negative results. **Therefore, the sum of the numbers in each column will be larger than the total number of people tested.**

Reporting lab	Inconclusive	Negative	Positive	Percent positive	Total
PARTNERS IN PRIMARY CARE		1			1
MAHONEY PEDIATRICS PA			1	100%	1
Vibralfife of El Paso Rehabilitation Center			1	100%	1
POETS WALK SARASOTA			1	100%	1
SAINT ALPHONSUS REGIONAL MEDICAL CENTER			1	100%	1
WAYCROSS INTRTNAL MEDICINE			1	100%	1
AIRPORT MEDICAL SOLUTIONS ORLANDO			1	100%	1
DR. K PEDIATRICS			1	100%	1
APEX HOME HEALTHCARE			1	100%	1
LEE HEALTH KIDS URGENT CARE		1			1
JACKSONVILLE FIRE AND RESCUE			1	100%	1
KID CARE PEDIATRICS PA			1	100%	1
Nemours Children's Primary			1	100%	1
TILE PHARMACY		1			1
SAINT AGNES HOSPITAL			1	100%	1
ANDERSON REGIONAL MEDICAL CENTER			1	100%	1
VARAHI PHARMACY INC			1	100%	1
Avantara Lake Norden		1			1
EAST LANSING OPCO		1			1
GATEWAY COMMUNITY SERVICES INC			1	100%	1
WILMINGTON NURSING AND REHAB			1	100%	1
WEST PENSACOLA DIALYSIS CENTER			1	100%	1
WMG URGENT CARE WOODSTOCK			1	100%	1
MID FLORIDA COMMUNITY SERVICES			1	100%	1
FLORIDA HEART AND VASCULAR MULTISPECIALTY GROUP PA			1	100%	1
SANCHEZ CAZAU MEDICAL GROUP			1	100%	1
VETERANS AFFAIRS MEDICAL CENTER - EAST ORANGE			1	100%	1
ADVANCE FLORIDA CONSULTING			1	100%	1
HSRE-ASL CASSELBERRY TRS, LLC			1	100%	1
FRESENIUS KIDNEY CARE OCALA			1	100%	1
Ashland Place Health and Rehabilitation, LLC		1			1
LUTHERAN HAVEN HOME HEALTHCARE		1			1
MGH DEPARTMENT OF PATHOLOGY			1	100%	1
PM PEDIATRICS OF VIRGINIA			1	100%	1
ARIZONA STATE LABORATORY			1	100%	1
FIRST CARE HOME SERVICES INC			1	100%	1
CHATSWORTH ASSISTED LIVING COMMUNITY AT PGA NATIONAL			1	100%	1
Crowne Health Care of Thomasville		1			1
bishop rehabilitation and nursing center		1			1
CLEVELAND CLINIC OUTPATIENT LABORATORY			1	100%	1
ASSISTED LIVING AT TREZEVANT		1			1
ELLIS HOSPITAL URGENT CARE CENTER LAB		1			1
VCU HEALTH MEDICAL CENTER PATHOLOGY			1	100%	1
MORGAN MEDICAL CENTER		1			1
POUDRE VALLEY HOSPITAL			1	100%	1
UW MEDICINE CHU LAB			1	100%	1

COVID-19: testing by laboratory

Data through Jun 2, 2021 verified as of Jun 3, 2021 at 09:25 AM

Data in this report are provisional and subject to change.

The numbers in the table below represent the number of Florida and non-Florida residents for whom test results were received by the Department of Health. A person can be tested by more than one laboratory and can have both positive and negative results. **Therefore, the sum of the numbers in each column will be larger than the total number of people tested.**

Reporting lab	Inconclusive	Negative	Positive	Percent positive	Total
COMPLEX LABS, LLC		1			1
LONG BEACH CITY COLLEGE			1	100%	1
BAPTIST HOSPITAL LABORATORY AT BAPTIST MED PARK			1	100%	1
HIGHLAND LABORATORY			1	100%	1
AYASS BIOSCIENCE			1	100%	1
ROCHELLE PARK MEDICAL CENTER PA		1			1
HARDIN MEMORIAL HOSPITAL - HEARTLAND PATHOLOGY CONSULTANTS			1	100%	1
CAREONE AT THE CUPOLA		1			1
DOCTORS MEDICAL CENTER			1	100%	1
GABRIELA GOLDSTEIN MD PA			1	100%	1
DIVERSICARE OF BIG SPRINGS		1			1
SUTTER GOULD MEDICAL FOUNDATION			1	100%	1
SUNSHINE URGENT CARE			1	100%	1
IHA URGENT CARE - MILAN		1			1
WESTOX LABS		1			1
FLAGSTAFF MEDICAL CENTER			1	100%	1
TOURO HOSPITAL LAB			1	100%	1
PEDIATRIC PARTNERS ZEPHYRHILLS			1	100%	1
CMC MERCY LABORATORY			1	100%	1
CARDIAC AND VASCULAR CONSULTANTS MD PA		1			1
CORPORATION OF AMERICA		1			1
Smg At Bridgewater Family Medicine		1			1
HUNTSVILLE HOSPITAL			1	100%	1
Signature HealthCare of Bowling Green		1			1
O'CONNELL HEALTH CENTER AT ST JOHNS			1	100%	1
LANGLADE			1	100%	1
TEXAS HEALTH HARRIS METHODIST HOSPITAL			1	100%	1
WELLSTREET BUCKHEAD NORTH		1			1
CONEY ISLAND HOSP			1	100%	1
GALVESTON COUNTY HEALTH DISTRICT			1	100%	1
TREASURE COAST COMMUNITY HEALTH INC			1	100%	1
MID FLORIDA DERMATOLOGY ASSOCIATES PA			1	100%	1
WALGREENS #12322		1			1
MINUTECLINIC LLC #17345		1			1
HALIFAX FAMILY HEALTH CENTER			1	100%	1
LIFE CARE CENTER OF CLEVELAND		1			1
PROGRESSIVE URGENT CARE, PC			1	100%	1
Heritage of Red Cloud		1			1
St. Ann Rehabilitation and Nursing Center		1			1
MEDICAL ASSOCIATES OF CARTER		1			1
AFTER HOURS CLINIC			1	100%	1
EH FARGO HOSPITAL LABORATORY			1	100%	1
BROOKSVILLE REGIONAL HOSPITAL			1	100%	1
MEDEXPRESS URGENT CARE-BRENTWOOD		1			1
ADVANCE CARDIOVASCULAR IMAGING, INC			1	100%	1
AUTUMN CARE OF STATESVILLE, LLC		1			1

COVID-19: testing by laboratory

Data through Jun 2, 2021 verified as of Jun 3, 2021 at 09:25 AM

Data in this report are provisional and subject to change.

The numbers in the table below represent the number of Florida and non-Florida residents for whom test results were received by the Department of Health. A person can be tested by more than one laboratory and can have both positive and negative results. **Therefore, the sum of the numbers in each column will be larger than the total number of people tested.**

Reporting lab	Inconclusive	Negative	Positive	Percent positive	Total
AdventHealth Care Center Zephyrhills North			1	100%	1
FAMILY HEALTHCARE SERVICES			1	100%	1
WALGREENS #06164		1			1
CRESTHAVEN			1	100%	1
UNIVERSITY OF MIAMI - LENNAR CENTER			1	100%	1
WYTHE CNTY COMMUNITY HOSP LABORATORY			1	100%	1
Encompass Health Littleton		1			1
LAB TEST KENDALL LLC		1			1
Life Care Center of Paradise Valley		1			1
FAMILY MEDICAL CENTER OF HOLLYWOOD PA			1	100%	1
ROSLYN INTERNAL MEDICINE		1			1
CORAL SPRINGS RAPID ANTIGEN TESTING			1	100%	1
SPORTS MEDICINE CLINIC - U OF WYOMING			1	100%	1
CARENOW MIDTOWN			1	100%	1
HALIFAX HEALTH PRIMARY CARE			1	100%	1
Wedgewood Manor		1			1
RIVERVIEW HOSPITAL D/B/A UNIVERSITY		1			1
Kroger 350 - The Little Clinic New Cut Road		1			1
INDIGO PALMS			1	100%	1
CYPRESS CREEK DIALYSIS CTR			1	100%	1
JET MEDICAL CENTER			1	100%	1
Freedom Pointe at The Villages			1	100%	1
PARKVIEW MANOR NURSING HOME		1			1
REHABILITATION CENTER OF SOUTH GEORGIA		1			1
BACON COUNTY HOSPITAL		1			1
PENNY PEDIATRICS		1			1
NEMOURS CHILDREN'S PRIMARY CARE, ST CLOUD			1	100%	1
RENEGADEXBIO, PBC	1				1
MIAMI JEWISH DIALYSIS			1	100%	1
TMH PHYSICIAN PARTNERS WAKULLA			1	100%	1
FAMILY MEDICAL CENTERS			1	100%	1
GULF BREEZE TREATMENT CENTER, LLC			1	100%	1
HENRICO DOCTORS HOSPITAL LABORATORY			1	100%	1
HEARTLAND NURSING & REHABILITATION		1			1
CLEVELAND CLINIC FLORIDA WAIVED			1	100%	1
SELF REGIONAL HEALTHCARE			1	100%	1
MED SCREEN LABORATORIES		1			1
VIVIAN SIMMONS FAMILY PRACTICE			1	100%	1
ST ROSE HOSPITAL			1	100%	1
VITAL CARE			1	100%	1
NEMOURS CHILDREN'S			1	100%	1
ABBOTT LABORATORIES ROSS PRODUCTS			1	100%	1
View Ridge Care Center		1			1
NORTH WEST FLORIDA DIAGNOSTIC ENOCRINOLOGY CLINIC			1	100%	1
CLERMONT DIALYSIS CENTER LLC			1	100%	1
SPELMAN COLLEGE DEPT OF HEALTH SERVICE		1			1

COVID-19: testing by laboratory

Data through Jun 2, 2021 verified as of Jun 3, 2021 at 09:25 AM

Data in this report are provisional and subject to change.

The numbers in the table below represent the number of Florida and non-Florida residents for whom test results were received by the Department of Health. A person can be tested by more than one laboratory and can have both positive and negative results. **Therefore, the sum of the numbers in each column will be larger than the total number of people tested.**

Reporting lab	Inconclusive	Negative	Positive	Percent positive	Total
KEY BISCAYNE PEDIATRIC ASSOCIATES INC			1	100%	1
Kroger 767 - The Little Clinic Beaumont		1			1
VA NCHCS - Redding Division		1			1
ARKANSAS PUBLIC HEALTH LABORATORY		1			1
ISLANDS ASSISTED LIVING FACILITY,THE			1	100%	1
SINAI URGENT CARE FORT WORTH, LLC			1	100%	1
UNIVERSITY OF ILLINOIS PATHOLOGY LAB			1	100%	1
SMC MEDICAL CENTER, INC			1	100%	1
CELEBRATION FAMILY PHYSICIANS LLC			1	100%	1
SELECT SPECIALTY HOSPITAL - ORLANDO SOUTH			1	100%	1
ABBOTT LABORATORIES - OCCUPATIONAL HEALTH SERVICES			1	100%	1
Heartland of Columbia		1			1
MEMORIAL HOSPITAL AT GULFPORT			1	100%	1
NICKLAUS CHILDREN'S DORAL OUTPATIENT CENTER			1	100%	1
ADVENT HEALTH MEDICAL GROUP MULTISPECIALTY			1	100%	1
PAUL C SCHWARTZ & MELVIN L WEIDMAN		1			1
CONSULATE HEALTH CARE OF VERO BEACH			1	100%	1
MOREHOUSE SCHOOL OF MEDICINE		1			1
ADVENTHEALTH MEDICAL GROUP PEDIATRICS DIABETES &			1	100%	1
ROSE MEDICAL CENTER LAB			1	100%	1
DORA HOME CARE			1	100%	1
MORNING VIEW VILLAGE ASSISTED LIVING		1			1
Consulate Health Care of Tallahassee			1	100%	1
PROVIDENCE PORTLAND MEDICAL CENTER		1			1
AVON PARK CLUSTER		1			1
Kroger 419 - The Little Clinic Farmington/Exeter		1			1
MEDICAL SPECIALISTS OF THE PALM BEACHES			1	100%	1
ATMORE COMMUNITY HOSPITAL			1	100%	1
LAURELS OF NORWORTH		1			1
MOUNT SINAI CARDIO PRI CARE			1	100%	1
Medilodge at the Shore		1			1
MEDIPLUS CLINIC, INC			1	100%	1
SARASOTA MEMORIAL HEALTHCARE			1	100%	1
Plaza Healthcare			1	100%	1
BROOKDALE FORT MYERS LAKES PARK			1	100%	1
RIO GRANDE REGIONAL HOSPITAL FAMILY PRACTICE CLINC			1	100%	1
LAKE AFTER HOURS BRUSLY			1	100%	1
WELLMED AT LINEBAUGH AVE			1	100%	1
QUICKCARE HEALTH, INC			1	100%	1
MELBOURNE REGIONAL MEDICAL CENTER			1	100%	1
Franciscan Convalescent Hospital		1			1
Brookdale Southside			1	100%	1
LONESTAR 24HRER MANAGEMENT LLC DBA LONESTAR 24HRER			1	100%	1
CVS IN4633POCT GREENFIELD		1			1
Piqua Manor		1			1
ARBOR TERRACE AT CITRUS PARK			1	100%	1

COVID-19: testing by laboratory

Data through Jun 2, 2021 verified as of Jun 3, 2021 at 09:25 AM

Data in this report are provisional and subject to change.

The numbers in the table below represent the number of Florida and non-Florida residents for whom test results were received by the Department of Health. A person can be tested by more than one laboratory and can have both positive and negative results. **Therefore, the sum of the numbers in each column will be larger than the total number of people tested.**

Reporting lab	Inconclusive	Negative	Positive	Percent positive	Total
RESIDENCES AT MIAMI / REIGN GARDENS LLC, THE			1	100%	1
MYCLINIC, INC			1	100%	1
WALGREENS #9340		1			1
NULEASE MEDICAL SOLUTIONS			1	100%	1
NEMOURS CHILDREN'S PRIMARY CARE			1	100%	1
Kroger - KRO70300083			1	100%	1
YUMA REGIONAL MEDICAL CENTER			1	100%	1
Good Shepherd Fairview Home, Inc.		1			1
DORAL KIDNEY CENTER			1	100%	1
MEMORIAL HERMANN OCCUPATIONAL HEALTH			1	100%	1
ADVANCED URGENT CARE OF THE UPPER KEYS			1	100%	1
AVERA SACRED HEART HOSPITAL			1	100%	1
MEDSTAT WARSAW			1	100%	1
MEDEXPRESS URGENT CARE - BENTONVILLE		1			1
ADVENTHEALTH SENIOR CARE AT ORMOND			1	100%	1
BON SECOURS ST FRANCIS MEDICAL CENTER (LABORATORY)			1	100%	1
Arlington Care Center			1	100%	1
BRIDGEWAY CENTER INC			1	100%	1
DOCTORS CHOICE HOME CARE INC			1	100%	1
HEARTLAND OF ZEPHYRHILLS FL, LLC			1	100%	1
MERITER LABORATORIES			1	100%	1
KROGER 785 - THE LITTLE CLINIC DIXIE HWY		1			1
MEDHEALTH CLINICAL INC			1	100%	1
LEE MEMORIAL HEALTH SYSTEMS HOME HEALTH		1			1
Manor Care Health Care Services - Williamsport North		1			1
ADVANCED MOBILE MEDICAL SERVICES			1	100%	1
FAITH FAMILY PRACTICE			1	100%	1
MULTICARE PHYSICIANS			1	100%	1
Williamstown Commons			1	100%	1
CARE ATC INC			1	100%	1
PINECREST MANOR		1			1
DESTIN SURGERY CENTER LTD		1			1
CENTRAL MAINE MED CTR LAB			1	100%	1
The Carrington		1			1
ANCHOR DIRECT PRIMARY CARE LLC		1			1
SOUTHERN FAMILY HEALTH			1	100%	1
HEALTHPLUS			1	100%	1
Willow Ridge Center		1			1
SOUTH FLORIDA EVALUATION AND TREATMENT		1			1
SOUTH DADE NURSING & REHABILITATION CENTER			1	100%	1
Kroger 779 - The Little Clinic Georgetown		1			1
AUSTIN ER LLC			1	100%	1
Lakeland Nursing and Rehabilitation Center LLC		1			1
VA Texas Valley Coastal Bend Harlingen HCC		1			1
VERITAS GENETICS, INC.			1	100%	1
MEDICAL CENTER			1	100%	1

COVID-19: testing by laboratory

Data through Jun 2, 2021 verified as of Jun 3, 2021 at 09:25 AM

Data in this report are provisional and subject to change.

The numbers in the table below represent the number of Florida and non-Florida residents for whom test results were received by the Department of Health. A person can be tested by more than one laboratory and can have both positive and negative results. **Therefore, the sum of the numbers in each column will be larger than the total number of people tested.**

Reporting lab	Inconclusive	Negative	Positive	Percent positive	Total
UT HEALTH RGV CLINICAL LABORATORY			1	100%	1
ST FRANCIS MEDICAL CENTER			1	100%	1
REGIONAL MED CTR BAYONET POINT			1	100%	1
LAKE REGIONAL HEALTH			1	100%	1
CURRY HLTH DIST DBA CURRY GENERAL HOSPITAL		1			1
MISSION HOSPITAL			1	100%	1
ABBOTT VASCULAR OCCUPATIONAL HEALTH SE		1			1
Trenton Health and Rehabilitation		1			1
EAST COAST INSTITUTE FOR RESEARCH LLC			1	100%	1
BIOMAT ORLANDO		1			1
NATICK URGENT CARE			1	100%	1
BRANDON OUTREACH CLINIC			1	100%	1
ADVANCE MD CARE			1	100%	1
SC-GA2018 MCCORMICK REHAB & HEALTHCARE		1			1
CENTENNIAL HILLS HOSPITAL MEDICAL CENTER LABORATORY			1	100%	1
ENZO LABS INC			1	100%	1
MADISON AT OVIEDO			1	100%	1
ARTIS SENIOR LIVING OF DAVIE, LLC		1			1
Kroger - KRO62000426			1	100%	1
NYU LANGONE AMBULATORY CARE LAKE SUCCE		1			1
EMERUS BHS SA WESTOVER HILLS LLC			1	100%	1
FIDALAB			1	100%	1
HCR-ManorCare			1	100%	1
CVS TX7286POCT HOUSTON			1	100%	1
COUNTY OF HAMILTON			1	100%	1
BOZEMAN HEALTH BIG SKY MEDICAL CENTER			1	100%	1
BAPTIST HOSPITAL FAMILY MEDICINE &			1	100%	1
FORT HUDSON NURSING CENTER		1			1
AML DIAGNOSTICS- ADV TESTING IN METABOLIC MEDICINE			1	100%	1
HEARTLAND KNOLLVIEW MI LLC		1			1
SWIFTCARE URGENT CARE, PLLC			1	100%	1
Erwin Health Care Center		1			1
Arch Plaza Nursing and Rehabilitation Center			1	100%	1
CANDLER HOSPITAL			1	100%	1
AMALIA'S COMMUNITY CLINIC, CORP			1	100%	1
ONE HEALTH LABS		1			1
FLAGLER COUNTY BOARD OF COUNTY COMMISSIONERS			1	100%	1
VERIFY LABS			1	100%	1
EMERGENCY CARE SERVICES LAB AT JFK MEDICAL CENTER			1	100%	1
LANCASHIRE HALL NURSING AND REHABILITATION CENTER		1			1
ER NEAR ME HULEN		1			1
CERMAK IMMEDIATE CARE			1	100%	1
WY RETIREMENT CENTER		1			1
CVS MA6466POCT SWANSEA		1			1
CAPSTONE REHABILITATION AND HEALTHCARE		1			1
Roscoe Rehabilitation and Nursing Center		1			1

COVID-19: testing by laboratory

Data through Jun 2, 2021 verified as of Jun 3, 2021 at 09:25 AM

Data in this report are provisional and subject to change.

The numbers in the table below represent the number of Florida and non-Florida residents for whom test results were received by the Department of Health. A person can be tested by more than one laboratory and can have both positive and negative results. **Therefore, the sum of the numbers in each column will be larger than the total number of people tested.**

Reporting lab	Inconclusive	Negative	Positive	Percent positive	Total
EILEEN TURBESSI MD PA		1			1
BRIAN C GRINER MD LLC			1	100%	1
BROWNSVILLE ADULT AND PEDIATRIC CLINIC			1	100%	1
Kroger 682 - The Little Clinic Combs and Gantzel		1			1
CHRISTUS GOOD SHEPHERD MEDICAL CENTER			1	100%	1
CROWNPOINT HEALTHCARE FACILITY		1			1
SOUTHWOOD NURSING & RETIREMENT CENTER		1			1
SUPREME MEDICAL GROUP PLLC			1	100%	1
Ravenwood Speciality Care		1			1
Senior Rehab & Recovery Center at Limestone Health Facility		1			1
Victory Health and Rehabilitation			1	100%	1
Kroger 368 - The Little Clinic Frankfort West		1			1
SANFORD HEALTH HIGHWAY 2 CLINIC		1			1
PARRISH MEDICAL GROUP			1	100%	1
GIFFORD MEMORIAL HOSPITAL		1			1
SLIDELL MEMORIAL HOSPITAL			1	100%	1
Luling Living Center		1			1
CYPRESS VILLAGE REHAB CENTER		1			1
Kroger 541 - The Little Clinic Long Hollow Pike		1			1
OAKVIEW INC		1			1
PORTSMOUTH REG. HOSPITAL			1	100%	1
REEVES COUNTY HOSPITAL DISTRICT			1	100%	1
CVS IN6536POCT KOKOMO		1			1
Terrace Glen Village		1			1
WELLNESS FEDERAL LABS			1	100%	1
ADVENTHEALTH ALTAMONTE SPRINGS EMPLOYEE CLINIC			1	100%	1
BROOKSVILLE REGIONAL HOSP PATIENT CARE SERVICES			1	100%	1
CHATEAU TERREBONNE HEALTH CARE		1			1
Michigan Masonic Home		1			1
EUROFINS VIRACOR			1	100%	1
Niles Nursing and Rehab. Center		1			1
SOUTHWOOD HEALTHCARE CENTER		1			1
COVENANT HEALTH		1			1
MEDICAL PARK FAMILY CARE, INC		1			1
Kroger 481 - The Little Clinic Houston Levee		1			1
TOTAL MD			1	100%	1
PEACE HEALTH FAMILY MEDICINE AT 87TH AVE		1			1
Walgreens #19992		1			1
PARK LANE NURSING HOME		1			1
ACCESS MEDICAL GROUP OF TAMPA INC			1	100%	1
ICARE		1			1
BLOOMINGDALE MEDICAL ASSOC			1	100%	1
CAMBRIDGE HEALTH ALLIANCE			1	100%	1
Manassas Health & Rehab			1	100%	1
FRESENIUS KIDNEY CARE - BOCA RATON			1	100%	1
MIDDLE CREEK MEDICAL CENTER		1			1

COVID-19: testing by laboratory

Data through Jun 2, 2021 verified as of Jun 3, 2021 at 09:25 AM

Data in this report are provisional and subject to change.

The numbers in the table below represent the number of Florida and non-Florida residents for whom test results were received by the Department of Health. A person can be tested by more than one laboratory and can have both positive and negative results. **Therefore, the sum of the numbers in each column will be larger than the total number of people tested.**

Reporting lab	Inconclusive	Negative	Positive	Percent positive	Total
BEAUMONT REFERENCE LABORATORY			1	100%	1
HEALTHALLIANCE HOSPITAL LABORATORY		1			1
ADVENTHEALTH MEDICAL GROUP PULMONOLOGY AT		1			1
BRETON REHABILITATION & LIVING CENTRE		1			1
NHC Sequatchie		1			1
SEASONS HOSPICE AND PALLIATIVE CARE OF			1	100%	1
FAIRHAVEN		1			1
CVS OH5458POCT GROVE CITY		1			1
PHYSICIANS PRIMARY CARE LEHIGH PEDS			1	100%	1
WEST COAST CLINICAL LABS INC			1	100%	1
SOUTHERN HILLS MEDICAL CENTER			1	100%	1
WOODSTOCK HEALTH DEPARTMENT			1	100%	1
ULTIMATE ANALYSIS LABORATORY			1	100%	1
FLORIDA KEYS PED AND ADOLES CTR			1	100%	1
Kroger 83 - The Little Clinic Rock Road		1			1
UNIVERSITY OF FLORIDA			1	100%	1
CENTRAL MAINE MEDICAL CENTER			1	100%	1
CARENOW LAKE WORTH			1	100%	1
PANCARE HEALTH - NORTHSIDE ELEMENTARY			1	100%	1
HAMILTON CI MAIN UNIT ANNEX/ WORK CAMP			1	100%	1
UUHC - REDSTONE HEALTH CENTER LABORATORY			1	100%	1
EXCEPTIONAL EMERGENCY CENTER			1	100%	1
AUGUSTA HEALTH CLINICAL LABORATORY			1	100%	1
CVS AZ3264POCT PHOENIX			1	100%	1
STATE OF CALIFORNIA DOH SERVICES			1	100%	1
ANSWERS RESOURCE FACILITY		1			1
HOUSTON DEPARTMENT OF HEALTH AND HUMAN SERVICES			1	100%	1
Bivins Pointe			1	100%	1
NAVARRO MEDICAL CENTERS LLC			1	100%	1
VISTA DEL SOL MED ASSOC		1			1
ARCADIA OUTREACH LAB			1	100%	1
NORTHCREST PHYSICIAN SERVICES INC		1			1
El Paso Health Care Center			1	100%	1
Kroger 63 - The Little Clinic Glassford Hill Rd		1			1
Lakeview Care Center			1	100%	1
WAUCONDA CARE		1			1
PINEBROOK CARE AND REHABILITATION CENTER			1	100%	1
TITUSVILLE CENTER FOR SURGICAL EXCELLENCE LLC		1			1
CARRINGTON, LLC D/B/A THE CARRINGTON		1			1
USA Healthcare LTC, LLC - Folsom Center for Rehabilitation & Healthca		1			1
SOUTHEAST CLINICAL LABORATORIES		1			1
WELLOW URGENT CARE-OSWEGO			1	100%	1
FIRST MEDICAL RESPONSE OF TEXAS, INC			1	100%	1
OPTIMAL MEDICINE INC		1			1
AFC URGENT CARE BEVERLY			1	100%	1
HHCS PHARMACY INC			1	100%	1

COVID-19: testing by laboratory

Data through Jun 2, 2021 verified as of Jun 3, 2021 at 09:25 AM

Data in this report are provisional and subject to change.

The numbers in the table below represent the number of Florida and non-Florida residents for whom test results were received by the Department of Health. A person can be tested by more than one laboratory and can have both positive and negative results. **Therefore, the sum of the numbers in each column will be larger than the total number of people tested.**

Reporting lab	Inconclusive	Negative	Positive	Percent positive	Total
FAWCETT MEMORIAL HOSPITAL NURSING			1	100%	1
CTMD MEDICAL CENTER, PA			1	100%	1
SOUTHWESTERN STATE HOSPITAL LABORATORY			1	100%	1
CORDOVA FAMILY PRACTICE			1	100%	1
BEAUMONT HOSPITAL			1	100%	1
SUNRISE HOSPITAL & MEDICAL CENTER-POC TESTING LAB			1	100%	1
BAYSTATE REFERENCE LABORATORY			1	100%	1
COLER REHABILITATION AND NURSING CARE		1			1
CAPITAL DIAGNOSTICS			1	100%	1
JAX FAMILY CARE		1			1
NORTH FLORIDA REGIONAL MEDICAL CENTER EMERGENCY			1	100%	1
WALGREENS #04786		1			1
PRIMARY CARE GROUP LLC		1			1
KENNEDY BOULEVARD DIALYSIS			1	100%	1
METROPOLITAN			1	100%	1
HUNEYCUTT FAMILY PRACTICE			1	100%	1
JACKSON MADISON CO. GEN. HOSPITAL			1	100%	1
325		1			1
LITTLE COMPANY OF MARY HOSPITAL			1	100%	1
SURGERY CENTER, THE			1	100%	1
Victoria Manor		1			1
SOUTH BAY HOSPITAL - BLOOD GAS LABORATORY			1	100%	1
PRACTITIONERS IN MOTION			1	100%	1
ACCESS HEALTH CARE PHYSICIANS, LLC		1			1
SAN ANTONIO DERMATOLOGY AND MEDICAL SPA			1	100%	1
FLORIDA HOME HEALTH			1	100%	1
BETHESDA ON TURKEY CREEK			1	100%	1
EDGAR PRICE FAMILY & CHILDREN HEALTHCARE CENTER			1	100%	1
SEARHC HAINES MEDICAL CLINIC		1			1
Carington Park			1	100%	1
EASTSIDE MEDICAL CLINIC		1			1
SS VASCULAR			1	100%	1
SEMA4			1	100%	1
Avera Sr. James Care Center		1			1
Walgreens #11854			1	100%	1
WILLOW DALE WELLNESS VILLAGE APARTMENT		1			1
Monument Health Custer Care Center		1			1
CHILDREN'S CLINIC			1	100%	1
FRESENIUS KIDNEY CARE OF CLERMONT WEST			1	100%	1
PATHLAB SERVICES			1	100%	1
ANDERSON FAMILY MEDICINE			1	100%	1
VISTA LAKE ASSISTED LIVING			1	100%	1
CAPITAL HEALTH PLAN - GOVERNORS SQUARE			1	100%	1
Garden View Care Center at Dougherty Ferry		1			1
WINDSOR MANOR			1	100%	1
ORCHID TERRACE		1			1

COVID-19: testing by laboratory

Data through Jun 2, 2021 verified as of Jun 3, 2021 at 09:25 AM

Data in this report are provisional and subject to change.

The numbers in the table below represent the number of Florida and non-Florida residents for whom test results were received by the Department of Health. A person can be tested by more than one laboratory and can have both positive and negative results. **Therefore, the sum of the numbers in each column will be larger than the total number of people tested.**

Reporting lab	Inconclusive	Negative	Positive	Percent positive	Total
DU QUOIN NURSING & REHABILITATION CENTER LLC		1			1
Brownwood Nusing & Rehabilitation		1			1
DIRECT PRIMARY CARE OF BURLESON			1	100%	1
VCU HEALTH SYSTEM AUTHORITY - MCV HOSPITALS			1	100%	1
Heritage Health of Peru			1	100%	1
EAST TENNESSEE STATE UNIVERSITY		1			1
FIU HEALTH CARE CENTER			1	100%	1
Robinson Terrace Rehabilitation and Nursing Center		1			1
WINDROSE HEALTH NETWORK			1	100%	1
EMERSON HOSPITAL LABORATORY			1	100%	1
NEVADA RURAL HOUSING AUTHORITY			1	100%	1
FLORIDA ADVANCED MEDICAL AND DERM AESTHETICS LLC			1	100%	1
CENTRAL FLORIDA ADULT MEDICINE		1			1
MEDEXPRESS URGENT CARE - UNIONTOWN		1			1
HILLSBORO MEDICAL CENTER MAIN LABORATO		1			1
SHAMRA MEDICAL LABORATORY			1	100%	1
SKY RIDGE MEDICAL CENTER - MICRO			1	100%	1
REGENTS PARK OF JACKSONVILLE			1	100%	1
BETTER U BETTER LIFE WELLNESS LLC			1	100%	1
Schenectady Center for Rehabilitation & Nursing		1			1
UNIVERISTY HOSPITAL			1	100%	1
DIAGNOSTIC GROUP INTEGRATED HEALTHCARE			1	100%	1
BRIDGES AT LIFE CARE CENTER OF OCALA, THE			1	100%	1
HEALTHCARECLINICS			1	100%	1
VA North May Outpatient Clinic		1			1
CENTRAL FLORIDA HEALTH CARE, INC			1	100%	1
ORMOND MEDICAL ARTS FAMILY PRACTICE PL			1	100%	1
CVS TX8337POCT ROCKWALL		1			1
PCG MOLECULAR			1	100%	1
Oklahoma Methodist Manor			1	100%	1
ENCOMPASS HEALTH REHABILITATION HOSPITAL OF UTAH		1			1
LiveWell		1			1
ST LUKES SURGICAL AT THE VILLAGES INC			1	100%	1
ALWAYS BEST CARE HOME HEALTH AGENCY			1	100%	1
FRIO REGIONAL PRIMARY CARE AND URGENT CARE CLINIC			1	100%	1
SPINE & PAIN CONSULTANT PLLC		1			1
DERMDX, DIV OF AURORA DIAGNOSTICS/BERNHARDT LAB		1			1
Spring Gate Rehab and Healthcare Center		1			1
CAN COMMUNITY HEALTH LLC		1			1
PROVENA SAINT JOSEPH MEDICAL CENTER			1	100%	1
Monument Health Strugis Care Center		1			1
TRADITIONAL MEDICINE CENTER			1	100%	1
HIBISCUS COURT			1	100%	1
WYOMING COUNTY DEPARTMENT OF HEALTH		1			1
REVIVE			1	100%	1
Pontotoc Health and Rehab		1			1

COVID-19: testing by laboratory

Data through Jun 2, 2021 verified as of Jun 3, 2021 at 09:25 AM

Data in this report are provisional and subject to change.

The numbers in the table below represent the number of Florida and non-Florida residents for whom test results were received by the Department of Health. A person can be tested by more than one laboratory and can have both positive and negative results. **Therefore, the sum of the numbers in each column will be larger than the total number of people tested.**

Reporting lab	Inconclusive	Negative	Positive	Percent positive	Total
ORANGETOWN PEDIATRICS ASSOCIATES		1			1
ADVENTHEALTH MEDICAL GROUP SENIOR HEALTH AT			1	100%	1
MEDCOR, INC			1	100%	1
MACKINAC STRAITS LONG TERM CARE UNIT		1			1
UABC			1	100%	1
CFCH - FROSTPROOF			1	100%	1
Acts Manor House		1			1
TANGLEWOOD MANOR		1			1
INTERNAL MEDICINE GROUP OF CENTRAL FLORIDA			1	100%	1
JMJ FAMILY PRACTICE			1	100%	1
Guardian Flight LLC		1			1
STONECREST MEDICAL CENTER		1			1
VIRGINIA CVS PHARMACY, LLC DBA CVS/PHARMACY #1884		1			1
SUMMERFIELD SUITES		1			1
FAIRFAX COUNTY HEALTH DEPT LABORATORY			1	100%	1
UT HEALTH RIO GRANDE VALLEY SPECIALTY PEDIATRICS			1	100%	1
WELL KEY HEALTH		1			1
DSI LABORATORIES-NAPLES-7TH			1	100%	1
SANTA ROSA PEDIATRICS			1	100%	1
BLAKE AT PENSACOLA OPERATION CO, LLC, THE			1	100%	1
XPRESCHECK IAD (DULLES)			1	100%	1
NORTHSIDE FAMILY MEDICINE		1			1
MARY WASHINGTON HOSPITAL HOME HEALTH AGENCY	1				1
BEACHSIDE DETOX		1			1
ACCESS TOTAL CARE - PORTLAND			1	100%	1
COMMUNITY HOSPITALS INDIANAPOLIS			1	100%	1
MOUNT SINAI MEDICAL CENTER OF FLORIDA INC			1	100%	1
Mercy Manor Transition Center			1	100%	1
SOUTH GEORGIA HEALTH SYSTEMS			1	100%	1
PATIENT FIRST - FAIRFAX			1	100%	1
Newton Wellesley Center for Alzheimer's Care		1			1
SIERRA HEALTH CARE CENTER		1			1
The Pines at Poughkeepsie Center for Nursing and Rehabilitation		1			1
CARESOUTH HHA HOLDINGS OF THE TREASURE COAST LLC			1	100%	1
BAYCARE OUTREACH LAB AT NEW TAMPA			1	100%	1
PATIENT FIRST - VOORHEES		1			1
WELLSTREET - AUSTELL		1			1
CENTRAL TX MEDICAL CENTER - LAB			1	100%	1
PATIENT FIRST - TAYLOR ROAD			1	100%	1
HEALTHPARTNERS HUDSON CLINIC			1	100%	1
BOULDER COMMUNITY HOSPITAL			1	100%	1
FRANKLIN CBOC			1	100%	1
BONNER GENERAL HOSPITAL		1			1
VA Tennessee Valley HCS-Nashville Campus			1	100%	1
MEDOR/ACC SYNCHRONY			1	100%	1
Kroger 433 - The Little Clinic Atoka		1			1

COVID-19: testing by laboratory

Data through Jun 2, 2021 verified as of Jun 3, 2021 at 09:25 AM

Data in this report are provisional and subject to change.

The numbers in the table below represent the number of Florida and non-Florida residents for whom test results were received by the Department of Health. A person can be tested by more than one laboratory and can have both positive and negative results. **Therefore, the sum of the numbers in each column will be larger than the total number of people tested.**

Reporting lab	Inconclusive	Negative	Positive	Percent positive	Total
Heritage Inn Health and Rehabilitation		1			1
PM PEDIATRICS PC			1	100%	1
WINDMOOR HEALTHCARE			1	100%	1
THE CLINIC ON SIXTH			1	100%	1
SOUTHWEST REGIONAL PCR LABORATORY			1	100%	1
ST JOHN HOSPITAL & MEDICAL CENTER MICRO			1	100%	1
TAWAS CITY OPCO, LLC		1			1
Whispering Pines Nursing & Rehabilitation Center		1			1
Kroger 698 - The Little Clinic 14th Street/Bell		1			1
White Oak Manor - Rock Hill		1			1
CATERPILLAR INC - MIAMI DISTRIBUTION CENTER			1	100%	1
CUSTOM SCRIPTS PHARMACY		1			1
CSI LABORATORIES FLORIDA			1	100%	1
ORMOND PEDIATRICS PA			1	100%	1
BECKLEY VAMC		1			1
WESTMINSTER COLLEGE		1			1
COMMUNITY			1	100%	1
SYNERGY DIALYSIS INC			1	100%	1
CHILDREN'S NATIONAL MEDICAL CENTER			1	100%	1
AAA MEDICAL TESTING			1	100%	1
STEWARD FLORIDA ALF, INC			1	100%	1
WALGREENS #06887		1			1
NORTHERN NEVADA MEDICAL CENTER			1	100%	1
USC VERDUGO HILLS HOSPITAL			1	100%	1
Brattleboro Crossings LLC dba Pine Heights at Brattleboro		1			1
CHEROKEE PARK REHABILITATION		1			1
LEESBURG REGIONAL MEDICAL CENTER AMBULATORY SC			1	100%	1
SUMMIT COUNTY PUBLIC HEALTH DEPARTMENT			1	100%	1
BUENA VENTURA LAKES DIALYSIS			1	100%	1
WVU MEDICINE AT SUNCREST TOWNE CENTRE			1	100%	1
GOOD SAMARITAN SOCIETY - DE SMET		1			1
ALLIED PHYSICIANS GROUP		1			1
BELMONT VILLAGE AT JOHNS CREEK		1			1
LAREDO CARE CLINIC NORTH		1			1
Walgreens #9620		1			1
LOURDES URGENT CARE			1	100%	1
MCALLEN MEDICAL CENTER			1	100%	1
SANTA CLARA VALLEY MEDICAL CENTER			1	100%	1
MED FIRST IMMEDIATE CARE AND FAMILY PRACTICE			1	100%	1
INNOVATIVE CARE PARTNERS PLLC			1	100%	1
MDS PHARMA SERVICES		1			1
UF HEALTH - WILDLIGHT			1	100%	1
Birmingham Nursing & Rehab Center		1			1
LOPEZ		1			1
ST MARY'S REGIONAL MEDICAL			1	100%	1
SHERIDAN VAMC		1			1

COVID-19: testing by laboratory

Data through Jun 2, 2021 verified as of Jun 3, 2021 at 09:25 AM

Data in this report are provisional and subject to change.

The numbers in the table below represent the number of Florida and non-Florida residents for whom test results were received by the Department of Health. A person can be tested by more than one laboratory and can have both positive and negative results. **Therefore, the sum of the numbers in each column will be larger than the total number of people tested.**

Reporting lab	Inconclusive	Negative	Positive	Percent positive	Total
FAMILY HEALTH CLINIC			1	100%	1
Kroger 618 - The Little Clinic Trail Creek Village		1			1
DEL PRADO MEDICAL CENTER, INC		1			1
SEVEN HILLS HEALTHCARE GROUP LLC DBA		1			1
ASHLEY PEDIATRICS DAY & NIGHT CLINIC			1	100%	1
SMYTH COUNTY COMMUNITY HOSPITAL LABORATORY			1	100%	1
TARRANT MEDICAL ASSOCIATES			1	100%	1
URGENT CARE MEDICAL CLINIC		1			1
MONONGAHELA VALLEY HOSPITAL			1	100%	1
LYNX DX, INC			1	100%	1
LUNA BECK MD & ASSOCIATES PA			1	100%	1
Carrollton Manor Inc		1			1
BOCA GENERAL AND FAMILY MEDICINE		1			1
MEDSTOP PHARMACY			1	100%	1
WILSON FAMILY MEDICINE LLC		1			1
Sanctuary Pointe Nursing & Rehab		1			1
Allen Health and Rehabilitation		1			1
Southwest Louisiana Veterans Home			1	100%	1
UNIVERSITY OF MD PATH ASSOC- MD GENOMICS			1	100%	1
HUDSON REGIONAL HOSPITAL			1	100%	1
MEDICAL CITY DENTON			1	100%	1
STERLING HOUSE OF PORT ORANGE		1			1
MCCORMICK AMBULANCE		1			1
PHOEBE HOME INC		1			1
LAKE LURE HEALTH CENTER			1	100%	1
MEDCOR AT ROYAL CARIBBEAN			1	100%	1
Walgreens #3661		1			1
ASHLEY K SHARMA MD PA			1	100%	1
MARTIN ARMY COMMUNITY HOSPITAL			1	100%	1
WELLSTREET BETHANY BEND		1			1
PEDIATRIC ASSOCIATES - DORAL			1	100%	1
OSU DIAGNOSTIC LAB			1	100%	1
ALTAMONTE SPRINGS WALK IN MED CENTER			1	100%	1
SUNCOAST BEHAVIORAL HEALTH CENTER			1	100%	1
SANFORD HOME		1			1
Lodge Nursing & Rehab Center		1			1
JOHN PETER SMITH HOSPITAL- OB TRIAGE			1	100%	1
ST JOSEPH MEDICAL CENTER			1	100%	1
CASA DE ORO CARE AND REHABILITATION CE		1			1
FIT4LIFE MEDICAL CENTER			1	100%	1
Kroger 717 - The Little Clinic Dolphin Drive			1	100%	1
CARENOW MURFREESBORO MEDICAL CENTER PK		1			1
PANCARE HEALTH - CARR ELEM & MIDDLE SCHOOL			1	100%	1
NEXTCARE NIFONG			1	100%	1
HOSPITAL METROPOLITANO SAN GERMAN			1	100%	1
SPHERE DX			1	100%	1

COVID-19: testing by laboratory

Data through Jun 2, 2021 verified as of Jun 3, 2021 at 09:25 AM

Data in this report are provisional and subject to change.

The numbers in the table below represent the number of Florida and non-Florida residents for whom test results were received by the Department of Health. A person can be tested by more than one laboratory and can have both positive and negative results. **Therefore, the sum of the numbers in each column will be larger than the total number of people tested.**

Reporting lab	Inconclusive	Negative	Positive	Percent positive	Total
UNIVERSITY OF TOLEDO MEDICAL CENTER			1	100%	1
AFFILIATED LABORATORIES INC			1	100%	1
CARROLL UNIVERSITY STUDENT HEALTH CENTER		1			1
SUNCOAST PRIMARY CARE LLC			1	100%	1
CVS MN5920POCT SAINT MICHAEL		1			1
ATHENS LIMESTONE HOSPITAL		1			1
ST. JOHN HOSPITAL & MEDICAL CENTER			1	100%	1
VA Central Western Massachusetts HCS		1			1
KENT		1			1
Advanced Rehabilitation of Vernon		1			1
HEALTHCARE AND REHAB OF SANFORD			1	100%	1
AMERICAN FAMILY CARE - SMYRNA			1	100%	1
CVS NY2297002CV NEW YORK			1	100%	1
Kroger 683 - The Little Clinic Foothills Plaza		1			1
SACRED HEART HOSPITAL NURSING			1	100%	1
SAMSON MEDICAL CLINIC			1	100%	1
QLABS			1	100%	1
WINTHROP MANOR NURSING CENTER		1			1
VIRTUA HEALTH AND REHABILITATION		1			1
ASSURANCE HEALTHCARE AND COUNSELING CENTER		1			1
PLEASANT RIDGE MANOR WEST		1			1
SIGNATURE CARE MEMORIAL CITY			1	100%	1
Kroger 390 - The Little Clinic North College Hill		1			1
WALGREENS #07492			1	100%	1
Le Roy Village Green		1			1
WALGREENS #09456		1			1
Wildwood Healthcare		1			1
Brown Nursing Home		1			1
SOUTHWEST FLORIDA DIVISION LAB			1	100%	1
HEALTHFORCE PARTNERS INC			1	100%	1
KIOSK MEDICINE OF KENTUCKY LLC		1			1
MANOR CARE OF DELRAY BEACH FL LLC		1			1
HILTON HEAD HOSPITAL/INPATIENT			1	100%	1
SOUTHWEST ORLANDO FAMILY MEDICINE, PL			1	100%	1
VIRGINIA HOSPITAL CENTER ARLINGTON			1	100%	1
NEIGHBORX PHARMACY		1			1
MISSION HOSPITAL - MEMORIAL CAMPUS			1	100%	1
CONCORDIA MANOR			1	100%	1
MEDSTAR FAMILY CARE		1			1
US PUBLIC HEALTH SERVICE HOSPITAL			1	100%	1
JUP Serology SubSection			1	100%	1
MERRILL GARDENS AT CHAMPIONSGATE			1	100%	1
Lenbrook		1			1
SANTA MONICA FERTILITY			1	100%	1
ST. LUKE'S HOSPITAL			1	100%	1
SPACE COAST COMMUNITY PHARMACY			1	100%	1

COVID-19: testing by laboratory

Data through Jun 2, 2021 verified as of Jun 3, 2021 at 09:25 AM

Data in this report are provisional and subject to change.

The numbers in the table below represent the number of Florida and non-Florida residents for whom test results were received by the Department of Health. A person can be tested by more than one laboratory and can have both positive and negative results. **Therefore, the sum of the numbers in each column will be larger than the total number of people tested.**

Reporting lab	Inconclusive	Negative	Positive	Percent positive	Total
MANCHESTER COMMONS		1			1
THE LITTLE CLINIC, LLC			1	100%	1
Mason Health and Rehab		1			1
MED BAR LLC		1			1
COASTAL ER IX, PHYSICIANS PREMIER			1	100%	1
Kroger 670 - The Little Clinic Powell		1			1
Integrity Healthcare of Carbondale			1	100%	1
BAPTIST ASI			1	100%	1
SOUTH SEMINOLE HOSPITAL POCT			1	100%	1
PARK AVENUE MEDICAL PROFESSIONALS		1			1
SUPERKIDS PEDIATRICS			1	100%	1
MAGGY PHARMACY INC		1			1
Dugan Memorial Home		1			1
The Jordan Center		1			1
OKLAHOMA BLOOD INSTITUTE			1	100%	1
Kingston Care Center of Perrysburg		1			1
CENTRAL FLORIDA MEDICAL CARE			1	100%	1
ST CATHERINE HOSPITAL LABORATORY			1	100%	1
LOUIS STOKES CLEVELAND VA MEDICAL CENTER			1	100%	1
VillageCare Rehabilitation and Nursing Center		1			1
NORTHWEST FLORIDA SPECIALTY PHYSICIANS LLC		1			1
HEALTH PARTNERS LLC		1			1
HALIFAX HEALTH PRIMARY CARE ORMOND			1	100%	1
MINUTECLINIC DIAGNOSTIC OF KENTUCKY, LLC		1			1
ATLANTA PLUS URGENT CARE, LLC			1	100%	1
TITUS REGIONAL MEDICAL CENTER			1	100%	1
CHI ST VINCENT LITTLE ROCK DIAGNOSTIC CLINIC			1	100%	1
PINNACLE DIALYSIS		1			1
WESTMORELAND REGIONAL HOSPITAL			1	100%	1
INDIAN RIDGE		1			1
VA Ann Arbor HCS - Toledo CBOC		1			1
STAYING HEALTHY MEDICAL SERVICES			1	100%	1
AVERA ST. MARY'S HOSPITAL			1	100%	1
AURORA MEDICAL CENTER-KENOSHA			1	100%	1
BIOMERIEUX			1	100%	1
Kroger 126 - The Little Clinic Cottonwood		1			1
NEWARK WAYNE		1			1
THE NEW JEWISH HOME		1			1
CLINICAL RESEARCH OF WEST FLORIDA		1			1
CONNECTICUT CVS PHARMACY LLC		1			1
EC OPCO GROSSMONT GARDENS, LP			1	100%	1
Hillside Rehab and Care Center			1	100%	1
CURA LABORATORY SERVICES			1	100%	1
UNC HOSPITALS			1	100%	1
SJMC PHYSICIAN SERVICES			1	100%	1
PUBLIX PHARMACY #1122		1			1

COVID-19: testing by laboratory

Data through Jun 2, 2021 verified as of Jun 3, 2021 at 09:25 AM

Data in this report are provisional and subject to change.

The numbers in the table below represent the number of Florida and non-Florida residents for whom test results were received by the Department of Health. A person can be tested by more than one laboratory and can have both positive and negative results. **Therefore, the sum of the numbers in each column will be larger than the total number of people tested.**

Reporting lab	Inconclusive	Negative	Positive	Percent positive	Total
WALGREENS #4086		1			1
MAT-SU REGIONAL MEDICAL CENTER		1			1
NORTHSIDE PEDIATRICS & ADOLESCENT MEDI		1			1
Courtenay Springs Village			1	100%	1
MEDCARE-GARNERS FERRY			1	100%	1
Iosco County Medical Care Facility		1			1
NORTHEAST REGIONAL MEDICAL CENTER			1	100%	1
Strasburg Care Center		1			1
MAYO HEALTHCARE		1			1
Eger Health Care and Rehabilitation Center		1			1
Alaska Domiciliary Care for Homeless Veterans		1			1
HEALTH CARE SERVICES LC			1	100%	1
MIAMI NORTH DIALYSIS			1	100%	1
ENCOMPASS HEALTH REHAB HOSP NEW ENGLAND		1			1
TAMPA HEALTH CARE PROVIDERS PA		1			1
MODMD, A PROFESSIONAL CORPORATION		1			1
ST VINCENTS OUTPATIENT IMAGING		1			1
US SEAFOODS F/T SEAFREEZE AMERICA		1			1
ODYSSEY HEALTH CARE OF MARION COUNTY LLC		1			1
UNLIMITED MEDICAL SERVICES OF FL PL DBA		1			1
MARION GENERAL HOSPITAL			1	100%	1
PROVIDENCE ST. PATRICK HOSPITAL			1	100%	1
Eddy Memorial Geriatric Center		1			1
Lopatcong Center		1			1
Sarah A. Todd Memorial Home		1			1
PIEDMONT QUICKCARE		1			1
ELEMENTS PHARMACY			1	100%	1
SPECIALTY MOLECULAR - DENVER			1	100%	1
CLINICAL PATHOLOGY LABORATORIES SOUTHEAST INC			1	100%	1
TUNIS STREET GROUP HOME		1			1
COLOMBO'S PHARMACY		1			1
ACCESS TOTAL CARE			1	100%	1
DOCTORS AFTER HOURS URGENT CARE CENTER			1	100%	1
LIFECARE MEDICAL CENTER			1	100%	1
Kroger 968 - The Little Clinic Colerain Township		1			1
SUMMERLIN MEDICAL CENTRE			1	100%	1
Moab Regional Hospital			1	100%	1
Trucare Living Centers - Columbus		1			1
WORKCARE, INC GLOBALFOUNDRIES			1	100%	1
VIRGINIA UROLOGY		1			1
HEALTHCARE ASSOCIATES OF IRVING, LLP			1	100%	1
SHP WESTCHESTER LLC		1			1
APOLLO ADVANCED HOME HEALTH CORP			1	100%	1
WALGREENS #5790			1	100%	1
DIGNITY HEALTH GOHEALTH		1			1
BEST CARE COMMUNITY AND FAMILY HEALTH CENTER INC			1	100%	1

COVID-19: testing by laboratory

Data through Jun 2, 2021 verified as of Jun 3, 2021 at 09:25 AM

Data in this report are provisional and subject to change.

The numbers in the table below represent the number of Florida and non-Florida residents for whom test results were received by the Department of Health. A person can be tested by more than one laboratory and can have both positive and negative results. **Therefore, the sum of the numbers in each column will be larger than the total number of people tested.**

Reporting lab	Inconclusive	Negative	Positive	Percent positive	Total
MID-FLORIDA CANCER CENTERS		1			1
VIVEX/UMTB BIOMEDICAL			1	100%	1
Shoreline Care Center			1	100%	1
FAIRLAWN OPCO LLC DBA ARBORS AT FAIRLAWN		1			1
TCPA CLINICAL LABORATORIES			1	100%	1
BAYOU URGENT CARE			1	100%	1
THE LITTLE CLINIC LLC			1	100%	1
PEDRO L ORTEGA MD PA			1	100%	1
MEMORIAL URGENT CARE CENTER -			1	100%	1
UW MEDICINE MS CENTER			1	100%	1
SACRED HEART HEALTH SYSTEM- MIDWIFE PROGRAM			1	100%	1
ARGENTINE CARE CENTER		1			1
PHYSICIANS PREMIER ER- BASTROP			1	100%	1
PALM BEACH DIABETES AND ENDOCRINE SPECIALISTS, PA			1	100%	1
SAINT BARNABAS MEDICAL CENTER		1			1
Alden North Shore			1	100%	1
CHEYENNE REGIONAL MEDICAL CENTER LABORATORY			1	100%	1
DIMMIT REGIONAL HOSPITAL			1	100%	1
SSC NASHVILLE OPERATING CO LLC D/B/A		1			1
BOND COUNTY HEALTH DEPARTMENT			1	100%	1
STEWART MEDICAL GROUP INC			1	100%	1
SHARP CHULA VISTA MEDICAL CENTER			1	100%	1
CARESPOT EXPRESS HEALTHCARE BOYNTON BEACH			1	100%	1
TANNER CLINIC			1	100%	1
AUSTIN URGENT CARE			1	100%	1
CHILDREN'S MEMORIAL HOSPITAL			1	100%	1
Kroger 682 - The Little Clinic New Holland Market			1	100%	1
Wexner Heritage House			1	100%	1
OPTUM MEDICAL CLINIC IN ROCKRIMMON			1	100%	1
SUN DISCOUNT PHARMACY			1	100%	1
QUEST INC			1	100%	1
MEMORIAL HOSPITAL - BELLEVILLE			1	100%	1
GEORGE WASHINGTON UNIVERSITY HOSPITAL			1	100%	1
URGENT CARE OF ADA			1	100%	1
GTC OPCO, LLC		1			1
JACK M MATHENY II MD			1	100%	1
BIOMAT USA INC			1	100%	1
PATIENT FIRST - NEWTOWN ROAD			1	100%	1
SC-GA2018 SIMPSONVILLE REHABILITATION		1			1
MEDICAL CENTER AFFILIATES PALM SPRINGS			1	100%	1
FAIRVIEW SOUTHDALE			1	100%	1
Erie VAMC		1			1
PARKVIEW REGIONAL MEDICAL CENTER			1	100%	1
BAYLOR SCOTT & WHITE MEDICAL SURGICAL CLINIC			1	100%	1
Dulles Health and Rehab Center		1			1
UCH LAB			1	100%	1

COVID-19: testing by laboratory

Data through Jun 2, 2021 verified as of Jun 3, 2021 at 09:25 AM

Data in this report are provisional and subject to change.

The numbers in the table below represent the number of Florida and non-Florida residents for whom test results were received by the Department of Health. A person can be tested by more than one laboratory and can have both positive and negative results. **Therefore, the sum of the numbers in each column will be larger than the total number of people tested.**

Reporting lab	Inconclusive	Negative	Positive	Percent positive	Total
FASTMED - LAKEWAY			1	100%	1
ADVENTHEALTH DELAND			1	100%	1
Kittanning Care Center		1			1
ST MARY'S OF SAGINAW		1			1
GOOD SHEPHERD HOSPICE INC			1	100%	1
PENSACOLA PRIMARY CARE INC		1			1
CLAYTON NURSING AND REHABILITATION		1			1
FRESENIUS KIDNEY CARE HILLSBOROUGH			1	100%	1
MEADOWS PARK HEALTH AND REHABILITATION		1			1
CORRY MEMORIAL HOSPITAL			1	100%	1
HOSPITAL SISTERS HEALTH SYSTEM (HSHS)			1	100%	1
ATRIA TAMARAC			1	100%	1
BOLLES SCHOOL, THE			1	100%	1
AFC URGENT CARE SWAMPSCOTT			1	100%	1
GLEN EAGLE HELATHCARE & REHAB		1			1
THE GROVE HEALTH AND REHAB			1	100%	1
forest city nursing & rehab center		1			1
Fleetwood Rehabilitation and Healthcare Center		1			1
PHYSICIANS PREMIER ER- CENTRAL AUSTIN			1	100%	1
NEXTCARE ARIZONA LLC DBA NEXTCARE URGENT CARE			1	100%	1
Mountain View Manor			1	100%	1
FAMILY AND INTERNAL MEDICINE ASSOCIATES		1			1
WILLOWBROOKE COURT AT MATTHEWS GLEN		1			1
KETAMINE HEALTH CENTERS OF WEST PALM BEACH LLC		1			1
ODESSA CLINIC			1	100%	1
Manor Care Health Services- Wilmington			1	100%	1
5 STAR HOME HEALTH SERVICES INC		1			1
BOND & STEELE CLINIC PA D/B/A		1			1
CAREWELL 203			1	100%	1
CLERMONT PEDIATRICS, PA			1	100%	1
LRGHEALTHCARE		1			1
NORTHWESTERN MEDICINE DELNOR			1	100%	1
BEAUMONT URGENT CARE		1			1
Oregon Veterans Home The Dalles		1			1
Seacrest Village		1			1
HEARTLAND OF MARIETTA OH LLC DBA		1			1
INTERNAL MEDICINE OF SOUTHWEST FLORIDA			1	100%	1
BAYFRONT HEAL WOUND CARE AND HYPERBARIC CENTER			1	100%	1
SUMMIT DETOX INC			1	100%	1
SHANNON CLARK OD, PA			1	100%	1
KIDSVILLE PEDIATRICS III PA			1	100%	1
Bridgeway Care and Rehabilitation Center		1			1
FLAGLER CARE CENTER			1	100%	1
Ash Flat Healthcare and Rehabilitation Center			1	100%	1
PALM BREEZE DIALYSIS			1	100%	1
ADVENTHEALTH PHYSICIAN GROUP – APPLEWOOD			1	100%	1

COVID-19: testing by laboratory

Data through Jun 2, 2021 verified as of Jun 3, 2021 at 09:25 AM

Data in this report are provisional and subject to change.

The numbers in the table below represent the number of Florida and non-Florida residents for whom test results were received by the Department of Health. A person can be tested by more than one laboratory and can have both positive and negative results. **Therefore, the sum of the numbers in each column will be larger than the total number of people tested.**

Reporting lab	Inconclusive	Negative	Positive	Percent positive	Total
WINTER PARK MEMORIAL HOSPITAL LABORATORY		1			1
TOMAH HEALTH			1	100%	1
CYPRESS CREEK OUTPATIENT SURGICAL CTR, LLC			1	100%	1
PEACHEALTH LABORATORIES		1			1
Brynwood Health & Rehabilitation Center			1	100%	1
PUTNAM CO HOSPITAL-D/B/A ASBURY TOWERS		1			1
PALM SPRINGS GENERAL HOSPITAL			1	100%	1
MATAGORDA REGIONAL MEDICAL CENTER			1	100%	1
Towne Manor East		1			1
INHEALTH LIFE SCIENCES LLC			1	100%	1
LIFE CARE CENTER OF GWINNETT		1			1
ST LUKES HOSPITAL LAB			1	100%	1
OPTI MED PHARMACY		1			1
MEDEXPRESS URGENT CARE - HAMILTON SQUA		1			1
MEDLAB2020, INC			1	100%	1
CARESPOT - LEE VISTA			1	100%	1
CAREAGE PLASTIC SURGERY			1	100%	1
MOUNT SAN RAFAEL HOSPITAL			1	100%	1
GENERATIONS CENTER OF SPENCER		1			1
Kroger 359 - The Little Clinic Bellevue		1			1
Imperial Healthcare Centre			1	100%	1
CHILDREN'S AT SATELLITE BOULEVARD URGE		1			1
Chatsworth Health Care		1			1
SHAH			1	100%	1
LEXINGTON HOSPITAL CORPORATION			1	100%	1
Kroger 353 - The Little Clinic Harpers Point		1			1
HERNANDO COUNTY HEALTH DEPT			1	100%	1
Rio Grande City Nursing and Rehab Center			1	100%	1
Saint Joseph Living Center		1			1
DISCOVERY AT HOME, LLC			1	100%	1
EXCEL URGENT CARE OF NJ			1	100%	1
CONWAY - SHERWOOD URGENT CARE			1	100%	1
ALLIANCE LABORATORY SERVICES			1	100%	1
JUPITER MEDICAL CENTER INC			1	100%	1
PRO-GENEX LABORATORIES			1	100%	1
SPARTA HEALTH & REHAB		1			1
STEPHEN G NELSON MD PA			1	100%	1
LABORATORIO BUENA SALUD			1	100%	1
PASTEUR MEDICAL HIALEAH GARDEN LLC			1	100%	1
ST LUKE LUTHERAN HOME		1			1
BUFFALO VAMC			1	100%	1
LAKE COMMUNITY ACTION AGENCY		1			1
ROBERT TAYLOR COMMUNITY COMPLEX			1	100%	1
NHC HealthCare St. Charles		1			1
WOMAN'S HOSPITAL OF TEXAS			1	100%	1
NASONCARE LLC			1	100%	1

COVID-19: testing by laboratory

Data through Jun 2, 2021 verified as of Jun 3, 2021 at 09:25 AM

Data in this report are provisional and subject to change.

The numbers in the table below represent the number of Florida and non-Florida residents for whom test results were received by the Department of Health. A person can be tested by more than one laboratory and can have both positive and negative results. **Therefore, the sum of the numbers in each column will be larger than the total number of people tested.**

Reporting lab	Inconclusive	Negative	Positive	Percent positive	Total
ATHENA PLASTIC SURGERY		1			1
INDIAN RIVER CLINICAL LABORATORY, INC.		1			1
AFTER HOURS CARE OF AMERICUS INCORPORA			1	100%	1
NORTON HOSPITAL			1	100%	1
HEALTH CHOICES, PLLC		1			1
HALEYVILLE HEALTH CARE CENTER		1			1
BLACKBERRY CENTER, THE		1			1
NORTHERN LIGHT AR GOULD HOSPITAL			1	100%	1
BALLAD HEALTH MEDICAL ASSOCIATES URGENT CARE			1	100%	1
COMMUNITY MEDICAL CENTER-ORANGE CITY		1			1
TEVAPHARM			1	100%	1
FAMILY & INTERNAL MEDICINE CENTER		1			1
FAMILY MEDICAL CARE OF MOUNT DORA INC			1	100%	1
LABORATORIO MEDICO CENTRAL CONDOMINO MD			1	100%	1
IVAN, MAYA			1	100%	1
NEW HANOVER REGIONAL MEDICAL CENTER			1	100%	1
HENRICO DOCTOR'S LABORATORY			1	100%	1
HAWAII DEPARTMENT OF HEALTH LAB			1	100%	1
Elderwood at Williamsville		1			1
NF Escambia, LLC DBA Olive BranchHealth and Rehabilitaion Center			1	100%	1
CAROMONT HEALTH			1	100%	1
ADVANCED CARDIOVASCULAR DIAGNOSTICS OF FL			1	100%	1
RAMBAM URGENT CARE			1	100%	1
SAN LUIS WALK IN CLINIC, INC			1	100%	1
ST JOHN'S HOME CARE			1	100%	1
CONCIERGE INTERNAL MEDICINE ASSOCIATES			1	100%	1
URGENT CARE OF MORGAN CITY			1	100%	1
FHPG INTERNAL MEDICINE OF BRANDON			1	100%	1
ALPHA CLINICAL LABORATORY CORP.			1	100%	1
LOVELACE WOMEN'S HOSPITAL		1			1
HEALTH PLUS SUNRISE MEDICAL OFFICE			1	100%	1
LAKE VISTA DIALYSIS			1	100%	1
TRUMAN MEDICAL CENTER - HOSPITAL HILL			1	100%	1
BARNES HEALTH CARE SERVICES			1	100%	1
MARIANNA DIALYSIS CENTER			1	100%	1
PIEDMONT NEWTON HOSPITAL		1			1
TMH CANCER CENTER LABORATORY			1	100%	1
AFFINITY WALK-IN CLINIC			1	100%	1
EAST FL CORE LAB			1	100%	1
LAKE TRAVIS EMERGENCY HOSPITAL			1	100%	1
NORTH RIVER FAMILY HEALTH CENTER			1	100%	1
NATIONAL INSTITUTES OF HEALTH CLINICAL CENTER			1	100%	1
ADAMS COUNTY HEALTH DEPARTMENT			1	100%	1
Kingsway Arms Nursing Center		1			1
GENESIS CARE USA OF FLORIDA, LLC			1	100%	1
MARYLAND DEPARTMENT OF HEALTH AND MENTAL HYGIENE-LABORATORIES			1	100%	1

COVID-19: testing by laboratory

Data through Jun 2, 2021 verified as of Jun 3, 2021 at 09:25 AM

Data in this report are provisional and subject to change.

The numbers in the table below represent the number of Florida and non-Florida residents for whom test results were received by the Department of Health. A person can be tested by more than one laboratory and can have both positive and negative results. **Therefore, the sum of the numbers in each column will be larger than the total number of people tested.**

Reporting lab	Inconclusive	Negative	Positive	Percent positive	Total
ALVERNIA UNIVERSITY HEALTH AND WELLNESS CENTER		1			1
PRIORITY CARE LLC			1	100%	1
CORONA CONCIERGE, LLC		1			1
LIFEGUARD AIR AMBULANCE			1	100%	1
Ramsey Village		1			1
PELICAN STATE OUTPATIENT CENTER			1	100%	1
ANMED HEALTH MEDICAL CENTER			1	100%	1
GARDENS AT MAPLEWOOD			1	100%	1
ELLIOT HOSPITAL			1	100%	1
Holly Hill Healthcare Center			1	100%	1
WASHINGTON CENTER FOR REHABILITATION A		1			1
Kroger 907 - The Little Clinic Holland		1			1
EASTSIDE URGENT CARE			1	100%	1
MARTIN MEMORIAL MEDICENTER			1	100%	1
FOCUSED CARE AT ALLENBROOK		1			1
SAN JOSE CLINIC		1			1
WATERTOWN URGENT CARE		1			1
Wayne County Nursing Home		1			1
WALGREENS # 11165		1			1
PUBLIX PHARMACY # 1236			1	100%	1
ROCK RAPIDS HEALTH CENTRE		1			1
CARY CLINIC			1	100%	1
VISITING PHYSICIAN SERVICES, LLC			1	100%	1
JOSHUA E CHESIR MD		1			1
DIXIE REGIONAL MEDICAL CENTER			1	100%	1
Glen Haven Health and Rehabilitation LLC		1			1
MOLECULAR STAT LABORATORY			1	100%	1
PATHOLOGY		1			1
Waters of Covington		1			1
Samaritan Keep Home		1			1
HONEY BROOK MED INVESTORS LTD/DBA		1			1
BRIGHAM YOUNG UNIV STUDENT HEALTH CTR			1	100%	1
MANHATTAN COLLEGE HEALTH SERVICES		1			1
LAKE WALES DIALYSIS CENTER			1	100%	1
UNIVERSITY OF MIAMI PRIMARY CARE SITE UMHC 3039			1	100%	1
CVS MI22230CV WAYNE COUNTY COMMUNITY COLLEGE			1	100%	1
MERCY GENERAL HOSPITAL			1	100%	1
RIVIERA BEACH HEALTH CENTER LAB			1	100%	1
WMC HEALTH GROUP INC			1	100%	1
BHS PHYSICIAN NETWORK			1	100%	1
SCRIPPS MERCY HOSPITAL			1	100%	1
PRIME MD OF NAPLES			1	100%	1
NHC Chattanooga			1	100%	1
UMASS MEMORIAL/MARLBORO HOSPITAL			1	100%	1
West Bay of Tampa Center			1	100%	1
REDMOND URGENT CARE			1	100%	1

COVID-19: testing by laboratory

Data through Jun 2, 2021 verified as of Jun 3, 2021 at 09:25 AM

Data in this report are provisional and subject to change.

The numbers in the table below represent the number of Florida and non-Florida residents for whom test results were received by the Department of Health. A person can be tested by more than one laboratory and can have both positive and negative results. **Therefore, the sum of the numbers in each column will be larger than the total number of people tested.**

Reporting lab	Inconclusive	Negative	Positive	Percent positive	Total
WELLSTAR STUDENT SERVICES-MARIETTA CLI		1			1
MERCY HOME		1			1
DOCTORS HEARING			1	100%	1
CRUSADER COMMUNITY HEALTH			1	100%	1
SARAH BUSH LINCOLN - HEALTH CENTER LABS			1	100%	1
FLORIDA ORTHOPAEDIC INSTITUTE SURGERY		1			1
LEGACY AT HIGHWOODS PRESERVE		1			1
DYNACARE NORTHWEST INC			1	100%	1
YOUR GOOD HEALTH MEDICAL GROUP PA			1	100%	1
IZ MEDICAL		1			1
CARENOW URGENT CARE - SPRING			1	100%	1
WEST FLORIDA MEDICAL ASSOCIATES PA			1	100%	1
YAKIMA VALLEY FAMILY CLINIC			1	100%	1
Life Care Center of Auburn		1			1
PATEL MINESH		1			1
Harry S. Truman Memorial Veterans Hospital		1			1
ORAL & FACIAL SURGERY			1	100%	1
ST JOHNS MEDICAL CENTER		1			1
PHOENIX MEDICAL CLINIC			1	100%	1
VOLKSWAGON GROUP OF AMERICA ONSITE MEDICAL CLINIC		1			1
COMMUNITY MEMORIAL HOSPITAL		1			1
SANTA YNEZ VALLEY COTTAGE HOSP CL LAB			1	100%	1
BAPTIST HEALTH SURGERY CENTER			1	100%	1
WW Chem Auto SS			1	100%	1
PEDIATRIC SPECIALTY CLINIC COLLIER			1	100%	1
LRHS Pablo Urgent Care		1			1
CRYSTAL RIVER FIRE DEPARTMENT			1	100%	1
NEW ERA COMMUNITY HEALTH CENTER LLC		1			1
MEDICAL CENTER OF TRINITY - MOB		1			1
CDR MAGUIRE - STUART MISSION			1	100%	1
WYOMING OPCO, LLC DBA MEDILODGE OF WYO		1			1
CHI MEMORIAL HOSPITAL CHATTANOOGA			1	100%	1
HAYS CLINICAL LAB			1	100%	1
SAINT LEO UNIVERSITY INCORPORATED			1	100%	1
MEMORIAL HERMANN MEDICAL GROUP-ATASCOCITA PEDS			1	100%	1
BAPTIST HEALTH ASI			1	100%	1
ESOTERIC LAB			1	100%	1
KROGER 915 - THE LITTLE CLINIC ANDERSON			1	100%	1
THOMAS HOSPITAL			1	100%	1
CENTRAL FLA PEDIATRIC URGENT CARE LLC		1			1
AHUJA MEDICAL CENTER			1	100%	1
PHOENIX PROGRAMS OF FLORIDA INC		1			1
NORTHERN KENTUCKY HEALTH DEPARTMENT			1	100%	1
WINTER GARDEN CHILDREN'S HEALTH CENTERS			1	100%	1
RESOURCE PATH LLC			1	100%	1
Manor Care Health Services			1	100%	1

COVID-19: testing by laboratory

Data through Jun 2, 2021 verified as of Jun 3, 2021 at 09:25 AM

Data in this report are provisional and subject to change.

The numbers in the table below represent the number of Florida and non-Florida residents for whom test results were received by the Department of Health. A person can be tested by more than one laboratory and can have both positive and negative results. **Therefore, the sum of the numbers in each column will be larger than the total number of people tested.**

Reporting lab	Inconclusive	Negative	Positive	Percent positive	Total
CHI ST ALEXIUS TRANSITIONAL CARE UNIT		1			1
Royal Palm Beach Health and Rehab Center			1	100%	1
ST FRANCIS HOSPITAL LABORATORY		1			1
NEW YORK PRESBYTERIAN HOSPITAL			1	100%	1
PALMETTO LANDING			1	100%	1
TENNOVA HEALTHCARE - CLEVELAND			1	100%	1
WEST VALLEY MEDICAL CENTER		1			1
PHYSICIANS LAB INC			1	100%	1
OCALA REGIONAL DIALYSIS- NORTH			1	100%	1
UNIVERSITY OF NORTH CAROLINA HOSPITALS			1	100%	1
NEW AMSTERDAM DRUG MART INC		1			1
PULMONARY, CRITICAL CARE AND SLEEP DISORDERS INSTITUTE OF SOUTH FLORID			1	100%	1
KIDZ FAMILY CARE			1	100%	1
OASIS FAMILY RESORT IN THE SPRINGS LLC		1			1
RIVERSIDE REGIONAL MED CENTER			1	100%	1
QUALITY CLINICAL LAB LLC			1	100%	1
REHABILITATION CENTER OF ALBUQUERQUE		1			1
CAREWELL URGENT CARE FITCHBURG			1	100%	1
NORTH COUNTY MEDICAL LAB			1	100%	1
BROOKS REHAB			1	100%	1
NEXTCARE NOGALES			1	100%	1
GATEWAY HEALTHCARE, PC			1	100%	1
MEMORIAL HERMANN KATY HOSPITAL			1	100%	1
Triboro Center		1			1
CONCENTRA - OCALA		1			1
ASSOCIATESMD			1	100%	1
REFERENCE LABORATORY			1	100%	1
NORTH BROWARD MEDICAL CENTER			1	100%	1
LIMA MEMORIAL HOSPITAL			1	100%	1
TENNOVA ER - SANGO			1	100%	1
ARISTACARE AT MANCHESTER		1			1
UNIVERSITY OF IOWA HOSPITALS & CLINICS			1	100%	1
DELTA INTERNAL MEDICINE CENTER			1	100%	1
MAYO CLINICAL LABORATORIES		1			1
BEAUMONT HOSPITAL, GROSSE POINTE			1	100%	1
FELD ENTERTAINMENT			1	100%	1
SEPULVEDA OUTPATIENT AND NURSING HOME CARE			1	100%	1
NEMOURS CHILDREN HOSPITAL			1	100%	1
BAPTIST MEDICAL PLAZA AT WESTCHESTER			1	100%	1
Grangeville Health and Rehab		1			1
WEST BOYNTON DIALYSIS			1	100%	1
ADVANCED URGENT CARE PLLC		1			1
THE TOLEDO HOSPITAL			1	100%	1
CVS / PHARMACY #10794			1	100%	1
PM PEDIATRICS OF BAYSIDE PLLC - STATEN		1			1
Kroger 086 - The Little Clinic Broomfield-Sheridan		1			1

COVID-19: testing by laboratory

Data through Jun 2, 2021 verified as of Jun 3, 2021 at 09:25 AM

Data in this report are provisional and subject to change.

The numbers in the table below represent the number of Florida and non-Florida residents for whom test results were received by the Department of Health. A person can be tested by more than one laboratory and can have both positive and negative results. **Therefore, the sum of the numbers in each column will be larger than the total number of people tested.**

Reporting lab	Inconclusive	Negative	Positive	Percent positive	Total
SPRINGVILLE HEALTH CENTER		1			1
THE MEDICAL CENTER AT BOWLING GREEN			1	100%	1
NURSECARE OF ATLANTA INC DBA		1			1
PATHOLOGY ASSOCIATES			1	100%	1
RICHMOND MEDICAL CENTER FOR WOMEN		1			1
PRIMARY CARE & PEDIATRICS - SHEPHERSTOWN		1			1
MEDEXPRESS URGENT CARE - SPRINGFIELD, BOSTON RD		1			1
ADVENTHEALTH WOUND CARE CENTER			1	100%	1
WELLSTAR KENNESAW MEDICAL CENTER		1			1
WALGREENS #01398			1	100%	1
METROWEST MEDICAL CENTER - FRAMINGHAM			1	100%	1
COVENANT HOSPITAL HOBBS D/B/A COVENANT		1			1
MCH PHYSICIANS GROUP			1	100%	1
Valley Center (WV)			1	100%	1
NOVANT HEALTH GOHEALTH URGENT CARE			1	100%	1
WINNIFRED ASSISTED LIVING FACILITY INC		1			1
BRAZORIA COUNTY EMERGENCY SERVICES DISTRICT #3			1	100%	1
Court House Center		1			1
Redwood Springs Healthcare			1	100%	1
CARENOW DENTON			1	100%	1
SUNDIAL MANUFACTURING		1			1
Encompass Rehab Hospital of Dothan		1			1
MCKENZIE COUNTY HEALTHCARE SYSTEMS LABORATORY			1	100%	1
MEDONE URGENT CARE			1	100%	1
Kroger 410 - The Little Clinic Trinity		1			1
ST GERARD'S COMMUNITY OF CARE		1			1
Manorcare Health Services-Oxford Valley		1			1
SPECTRUM LABORATORY			1	100%	1
RIVERSIDE COUNTY PUBLIC HEALTH LABORATORY			1	100%	1
PACE UNIVERSITY HEALTH CARE		1			1
VELOCITY URGENT CARE - CHIMNEY HILL			1	100%	1
THE BRENNITY AT TRADITION			1	100%	1
CVS TN6394POCT BRENTWOOD		1			1
WALGREENS WAYNE			1	100%	1
DOCTORS MEMORIAL HOSP HOME HEALTH CARE		1			1
Birmingham Nursing and Rehabilitation East LLC		1			1
SUMMIT URGENT CARE, LLC			1	100%	1
DONALSONVILLE HOSPITAL			1	100%	1
WALK IN FAMILY MEDICINE CENTER			1	100%	1
PALACE CARE AND REHAB		1			1
SMART CHOICE PRIMARY AND URGENT CARE			1	100%	1
FAIRFIELD MEDICAL CENTER			1	100%	1
COVID CLINIC, INC			1	100%	1
MEMORIAL MEDICAL CENTER			1	100%	1
Hillandale Health Care		1			1
1ST MED DOTHAN			1	100%	1

COVID-19: testing by laboratory

Data through Jun 2, 2021 verified as of Jun 3, 2021 at 09:25 AM

Data in this report are provisional and subject to change.

The numbers in the table below represent the number of Florida and non-Florida residents for whom test results were received by the Department of Health. A person can be tested by more than one laboratory and can have both positive and negative results. **Therefore, the sum of the numbers in each column will be larger than the total number of people tested.**

Reporting lab	Inconclusive	Negative	Positive	Percent positive	Total
CARE CONNECTIONS AT HOME LLC			1	100%	1
HERITAGE HEALTHCARE CENTER AT TALLAHASSEE			1	100%	1
ST. PETERSBURG PEDIATRICS-SEMINOLE			1	100%	1
KANA MEDICAL			1	100%	1
MCLEOD MEMORIAL HOSPITAL CLARENDON			1	100%	1
WESTCHESTER MEDICAL CENTER ADVANCED		1			1
BROOKDALE FORT WALTON BEACH			1	100%	1
MAYO CLINIC OUTPATIENT DIALYSIS CENTER			1	100%	1
OAK HAVEN REHAB AND NURSING CENTER			1	100%	1
AULTMAN HOSPITAL			1	100%	1
Willowbrooke Court at Normandy Farms Estates		1			1
IMMY LABS			1	100%	1
MAYO MEDICAL LABORATORIES			1	100%	1
Chateau Living Center			1	100%	1
MEMORIAL HEALTH UNIVERSITY MEDICAL		1			1
TARRYTOWN PHARMACY			1	100%	1
CAPE CORAL HOSPITAL NURSING			1	100%	1
St. Patrick's Manor		1			1
SAINT JOSEPH'S HOSPITAL AND MEDICAL CENTER		1			1
HORIZON MEDICAL, INC		1			1
Sunnybrook Rehabilitation Center			1	100%	1
SHANDSCAIR FLIGHT PROGRAM			1	100%	1
CAREHERE HUDSON BAY			1	100%	1
HOME AIDE SVC OF EASTERN NY INC D/B/A		1			1
ARIZA WELLNESS CARE LLC			1	100%	1
STEELFUSION CLINICAL TOXICOLOGY LABS			1	100%	1
BENEWAH COMMUNITY HOSPITAL		1			1
UT HEALTH RIO GRANDE VALLEY PRIMARY CARE AT			1	100%	1
GRANITE FALLS LTC, LLC		1			1
Eden Meadows		1			1
WEST PARK HOSPITAL PEDIATRICS			1	100%	1
AMERICAN MEDICAL RESPONSE - FARMER BRA		1			1
UFHEALTH			1	100%	1
DAYTONA BEACH DIALYSIS			1	100%	1
MISSOURI DEPT. OF HEALTH			1	100%	1
PACIFICA CARE PLLC			1	100%	1
LabCorp L#09258295 M#09258285			1	100%	1
AURORA HEALTH CARE METRO INC			1	100%	1
ALLEGANY COUNTY DEPARTMENT OF HEALTH		1			1
BETTERMED URGENT CARE-SHORT PUMP		1			1
Walgreens #12271		1			1
MOUNT SINAI COMPREHENSIVE CANCER CENTER			1	100%	1
AURORA CONSOLIDATED LABORATORY			1	100%	1
ABINGTON MEMORIAL HOSPITAL			1	100%	1
LOWER KEYS COMMUNITY HEALTH CENTER			1	100%	1
DR BAWA AND ASSOCIATES			1	100%	1

COVID-19: testing by laboratory

Data through Jun 2, 2021 verified as of Jun 3, 2021 at 09:25 AM

Data in this report are provisional and subject to change.

The numbers in the table below represent the number of Florida and non-Florida residents for whom test results were received by the Department of Health. A person can be tested by more than one laboratory and can have both positive and negative results. **Therefore, the sum of the numbers in each column will be larger than the total number of people tested.**

Reporting lab	Inconclusive	Negative	Positive	Percent positive	Total
ELDERWOOD AT WAVERLY		1			1
WELLMED AT LONGWOOD			1	100%	1
Hillside Manor Rehabilitation and Extended Care Center		1			1
ELKHART GENERAL HOSPITAL			1	100%	1
Christian Park Village		1			1
PREMIUM HOME HEALTH CARE INC			1	100%	1
WALGREENS #09657		1			1
WALGREENS #11572		1			1
MARTINSVILLE HEALTH AND REHAB			1	100%	1
WELLINGTON PHYSICIANS URGENT CARE AT PALOMINO			1	100%	1
Rehab Select of Talladega		1			1
MEMORIALCARE LONG BEACH MEDICAL CENTER			1	100%	1
INTERMOUNTAIN HEALTHCARE LABORATORY SERVICES			1	100%	1
ABRAZO WEST CAMPUS			1	100%	1
LAKE MARY OPTUM FLORIDA			1	100%	1
FAMILY MEDICAL CENTRE			1	100%	1
TFH HOME HEALTH INC			1	100%	1
NATION'S BEST CARE HOME HEALTH			1	100%	1
PRIMEX CLINICAL LABORATORIES INC			1	100%	1
MISSISSIPPI VALLEY REGIONAL BLOOD CENTER			1	100%	1
Kroger 670 - The Little Clinic Dawson Forest Rd & Hwy 19		1			1
CONTINENTAL HOME HEALTH CARE INC			1	100%	1
CENTRAL ALABAMA HEALTH CARE SYSTEM			1	100%	1
TRUECARE24			1	100%	1
LIBERTY URGENT CARE			1	100%	1
The Center at Centennial			1	100%	1
Medicalodges Neosho			1	100%	1
Arbors at Streetsboro		1			1
Crowne Place Assisted Living		1			1
CCR MEDICAL CENTER, LLC			1	100%	1
GATEWAY FAMILY HEALTH CLINIC			1	100%	1
COVE AT THE MARBELLA,THE			1	100%	1
Scepter Rehab and Health care		1			1
LEHIGH PULMONARY ASSOCIATES			1	100%	1
STUDENT HEALTH CENTER			1	100%	1
Kroger 894 - The Little Clinic NEC		1			1
BAPTIST EMERGENCY HOSPITAL - KELLY			1	100%	1
SACRED HEART MEDICAL CENTER			1	100%	1
DODGE COUNTY HOSPITAL LABORATORY		1			1
LAKESIDE MEDICAL CENTER		1			1
LAKWOOD RANCH MEDICAL GROUP LLC			1	100%	1
BOTTINEAU GOOD SAMARITAN CENTER		1			1
M.D. ANDERSON CANCER CENTER			1	100%	1
NATIONS TOBIN RECREATION CENTER			1	100%	1
PEDIATRIC ASSOC OF JACKSONVILLE PA			1	100%	1
BANNER UNIVERSITY MEDICAL CENTER			1	100%	1

COVID-19: testing by laboratory

Data through Jun 2, 2021 verified as of Jun 3, 2021 at 09:25 AM

Data in this report are provisional and subject to change.

The numbers in the table below represent the number of Florida and non-Florida residents for whom test results were received by the Department of Health. A person can be tested by more than one laboratory and can have both positive and negative results. **Therefore, the sum of the numbers in each column will be larger than the total number of people tested.**

Reporting lab	Inconclusive	Negative	Positive	Percent positive	Total
ST LUKE'S CORNWALL HOSPITAL N			1	100%	1
ELKTON TRANSITIONAL CARE CENTER		1			1
ST. MARY MEDICAL CENTER		1			1
WALGREENS #15291		1			1
FAMILY MEDICAL CENTER		1			1
SUREPOINT URGENT CARE PADRE ISLAND			1	100%	1
DOCTORS CARE - GREER		1			1
Ohman Family Living at Holly Assisted Living		1			1
HAWAII DEPT OF HEALTH			1	100%	1
Kroger 705 - The Little Clinic Richmond		1			1
Lexington Medical Center Extended Care		1			1
Kroger 465 - The Little Clinic Oakley		1			1
Broomall Manor		1			1
GUILFORD IMMEDIATE CARE, SYAH, LLC		1			1
WALGREENS_CHICAGO		1			1
METHODIST OLIVE BRANCH HOSPITAL			1	100%	1
CVS IL6789POCT WOODRIDGE		1			1
CVS IL5822POCT MOKENA		1			1
METRO HEALTH HOSPITAL LABORATORY		1			1
PLANTATION DIALYSIS			1	100%	1
CARENOW URGENT CARE - ANTIOCH		1			1
EVERLYWELL DIAGNOSTICS			1	100%	1
WALGREENS #10308		1			1
SPECIALTY DRUG TESTING			1	100%	1
BORINQUEN HEALTH CENTER			1	100%	1
ST JOHNS PEDIATRICS PA		1			1
BAY AREA SURGICENTER LLC DBA			1	100%	1
Chillicothe VAMC			1	100%	1
OAKWOOD HOSPITAL - SOUTHSHORE			1	100%	1
ALAFAYA WOODS FAMILY MEDICAL CENTER		1			1
ADVANCED INDIVIDUALIZED MEDICINE OF NAPLES			1	100%	1
MEDTOWN PHARMACY			1	100%	1
Peninsula Nursing and Rehabilitation Center		1			1
INTERNAL MEDICINE ASSOC OF SOUTH FL PA			1	100%	1
Lantern Park Specialty Care		1			1
FAMILY PRACTICE ASSOCIATES		1			1
RANDOLPH-MACON COLLEGE			1	100%	1
MEMORIAL HOSPITAL MIRAMAR WAIVED TESTING			1	100%	1
UNITED HOSPITAL CENTER LABORATORY			1	100%	1
AUBURNDALE DOCTOR TODAY			1	100%	1
PowerBack Piscataway Center		1			1
EAST TEXAS FAMILY MEDICINE PA			1	100%	1
Kroger 923 - The Little Clinic Centerville		1			1
Cloverdale Rehabilitation and Nursing Center		1			1
LAS PALOMAS SENIOR LIVING		1			1
Abernethy Laurels		1			1

COVID-19: testing by laboratory

Data through Jun 2, 2021 verified as of Jun 3, 2021 at 09:25 AM

Data in this report are provisional and subject to change.

The numbers in the table below represent the number of Florida and non-Florida residents for whom test results were received by the Department of Health. A person can be tested by more than one laboratory and can have both positive and negative results. **Therefore, the sum of the numbers in each column will be larger than the total number of people tested.**

Reporting lab	Inconclusive	Negative	Positive	Percent positive	Total
CVS HEALTH NORTH AURORA			1	100%	1
NEMOUR'S CHILDREN'S CLINIC			1	100%	1
NEW VISION MEDICAL LABORATORIES			1	100%	1
FLORIDA FAMILY LABORATORY		1			1
DISCOVERY GENOMICS		1			1
HACKENSACK UNIVERSITY MEDICAL CENTER		1			1
MERIDIAN MEADOWS TRANSITIONAL CARE		1			1
Fairhope		1			1
DIXIE COUNTY JAIL			1	100%	1
CVS CA5958POCT EASTVALE		1			1
C V S / PHARMACY #833		1			1
BROCK HUGHES MEDICAL CENTER			1	100%	1
FOUR FREEDOMS DIALYSIS			1	100%	1
TRIHEALTH			1	100%	1
Ideal Senior Living Center		1			1
ADVANTA LABS, LLC		1			1
KINGWOOD EMERGENCY HOSPITAL			1	100%	1
DE TAR HOSPITAL			1	100%	1
LSU MEDICAL CENTER			1	100%	1
CONCIERGE IV NUTRITION			1	100%	1
GENEVA COLLEGE ATHLETICS DEPARTMENT			1	100%	1
CITYDOC URGENT CARE			1	100%	1
LAKELAND REGIONAL HEALTH AUBURNDALE		1			1
WINCHESTER HOSPITAL			1	100%	1
Pelican Health Norfolk			1	100%	1
BRADENTON EAST INTEGRATIVE MEDICINE			1	100%	1
SUNY BROCKPORT STUDENT HEALTH CENTER		1			1
HOMESTEAD MEDICAL CLINIC PA			1	100%	1
MALUHIA		1			1
MICROBIOLOGY DEPARTMENT			1	100%	1
WESLEY CHAPEL INTERNAL MEDICINE AND PEDIATRICS PA			1	100%	1
ASHLEY PEDIATRICS DAY AND NIGHT CLINIC			1	100%	1
INTERFAITH MEDICAL CENTER		1			1
Casa Real Center		1			1
BISHOP KEARNEY		1			1
HEBER VALLEY HOSPITAL			1	100%	1
MED TECH CLINICAL LABORATORY		1			1
North Campus Annex			1	100%	1
ASHLEY PEDIATRICS DAY AND NIGHT CLINIC			1	100%	1
CHILDRENS HEALTHCARE OF ATLANTA AT EGGLESTON		1			1
VALENCIA BRANCH LABORATORY	1				1
Parkview Care Center			1	100%	1
ACCURATE HEALTH SERVICES CORP			1	100%	1
Community Care Center of Heritage House, LLC			1	100%	1
Birchwood Care Center		1			1
MED FIRST URGENT CARE			1	100%	1

COVID-19: testing by laboratory

Data through Jun 2, 2021 verified as of Jun 3, 2021 at 09:25 AM

Data in this report are provisional and subject to change.

The numbers in the table below represent the number of Florida and non-Florida residents for whom test results were received by the Department of Health. A person can be tested by more than one laboratory and can have both positive and negative results. **Therefore, the sum of the numbers in each column will be larger than the total number of people tested.**

Reporting lab	Inconclusive	Negative	Positive	Percent positive	Total
FAMILY MEDICAL CLINIC KENDALL LLC			1	100%	1
Walgreens #12695			1	100%	1
GREATER MIAMI DIALYSIS			1	100%	1
SOUTHVIEW MEDICAL GROUP PC			1	100%	1
UT MD ANDERSON CANCER CENTER-TUMOR MARKER LAB			1	100%	1
WEST VIRGINIA UNIVERSITY HOSPITALS, INC			1	100%	1
Kroger 006 - The Little Clinic Uintah Gardens		1			1
TMH PHYSICIAN PARTNERS			1	100%	1
CENTRAL FLORIDA HOSPITALIST			1	100%	1
NORTHEAST TEXAS DIALYSIS		1			1
EVERGREEN HOSPITAL MEDICAL CENTER LAB			1	100%	1
Fargo VA Healthcare System		1			1
Alden Lincoln Park			1	100%	1
PCR DIAGNOSTICS			1	100%	1
ALIMETRIX INC		1			1
Walgreens #19304		1			1
MEDICAL ASSOCIATES OF THE SHOALS		1			1
SMITH			1	100%	1
CHP COVID-19 (TX)			1	100%	1
DECATUR MORGAN HOSPITAL - DECATUR GENE		1			1
LAKELAND MEDICAL CENTER			1	100%	1
BL DIAGNOSTICS LLC			1	100%	1
Signature Healthcare of Georgetown		1			1
NSPIRE HEALTHCARE PLANTATION			1	100%	1
FRONT PORCH PEDIATRICS PLLC			1	100%	1
MT ST RITA HEALTH CENTRE		1			1
PARK AVENUE PEDIATRICS PC		1			1
KAISER PERMANENTE FACTORIA LAB			1	100%	1
LAKE MARY DIALYSIS			1	100%	1
ADVANCED RESEARCH AND DIAGNOSTIC LABORATORY UNIVERSITY OF MINNESOTA			1	100%	1
Maplewood of Cheshire County		1			1
CERMAK HEALTH SERVICES			1	100%	1
LAMARQUE DIALYSIS			1	100%	1
ABSOLUTE HEALTHCARE			1	100%	1
MORNINGSIDE NURSING AND REHABILITATION		1			1
Chestnut Ridge Nursing & Rehab		1			1
CONVENIENT MEDICAL AND HEALTH SERVICES			1	100%	1
CAMAI COMMUNITY HEALTH CENTER, INC			1	100%	1
ASHLEY CLINICAL DIAGNOSTIC LABORATORY			1	100%	1
CHILTON URGENT CARE			1	100%	1
PLANT CITY FIRE RESCUE		1			1
HOSPITALS OF PROVIDENCE TRANSMOUNTAIN CAMPUS, THE			1	100%	1
St. Anne Home		1			1
BAPTIST HEALTH FLOYD			1	100%	1
METROPOLITAN METHODIST HOSPITAL			1	100%	1
FOUNDATION LABORATORY			1	100%	1

COVID-19: testing by laboratory

Data through Jun 2, 2021 verified as of Jun 3, 2021 at 09:25 AM

Data in this report are provisional and subject to change.

The numbers in the table below represent the number of Florida and non-Florida residents for whom test results were received by the Department of Health. A person can be tested by more than one laboratory and can have both positive and negative results. **Therefore, the sum of the numbers in each column will be larger than the total number of people tested.**

Reporting lab	Inconclusive	Negative	Positive	Percent positive	Total
MARTIN MEM FAMILY CARE AT ST LUCIE W			1	100%	1
LEHIGH REGIONAL WOUND CENTER			1	100%	1
PALMS WEST SURGICENTER		1			1
PALM BEACH COUNTY HEALTH DEPT.			1	100%	1
QUINCY DIALYSIS			1	100%	1
LUMICO LIFE INSURANCE COMPANY		1			1
ENT & ALLERGY ASSOCIATES, LLP - SLEEPY HOLLOW (ABBOTT)		1			1
CLIFTON SPRINGS		1			1
COMMUNITY HEALTH CENTERS, INC			1	100%	1
BRANKO D PEJIC MD FAMILY PRACTICE			1	100%	1
MERCY URGENT CARE SOUTH			1	100%	1
Good Samaritan Society - Mountian Lake		1			1
CVS NV9586POCT RENO		1			1
BADGER TESTING SERVICES LLC		1			1
CLERMONT HEALTH DEPARTMENT			1	100%	1
HARBOR HOSPITAL			1	100%	1
Baypoint Healthcare Center			1	100%	1
TRITENN LLC		1			1
STEVEN J VALENTINO, DO PC		1			1
CHI ST. LUKE'S HEALTH BCM MEDICAL CENTER			1	100%	1
THE WILLOUGH AT NAPLES		1			1
WALGREENS #12624		1			1
Hempfield Manor		1			1
BRIDGEWATER AT WATERMAN VILLAGE			1	100%	1
MID FLORIDA BIOLOGICALS			1	100%	1
CARDIOLOGY AND FITNESS MEDICINE		1			1
ADVENTHEALTH DURAND			1	100%	1
ALL PEDIATRIC CARE PA			1	100%	1
Avon Health Center		1			1
HABANA HEALTH CARE CENTER			1	100%	1
Advanced Health Care of St. George		1			1
Kroger 629 - The Little Clinic Cartersville, GA Hwy 41		1			1
RIVERVIEW HOSPITAL	1				1
URGENT CARE OF FORT LAUDERDALE INC			1	100%	1
PASTEUR MEDICAL CENTER LLC		1			1
MAIN LAB			1	100%	1
NEXT LEVEL URGENT CARE			1	100%	1
NORTHWEST COMMUNITY HOSPITAL LABORATORY			1	100%	1
LAKE URGENT CARE			1	100%	1
MEDEX CLINIC LLC			1	100%	1
VELOCITY URGENT CARE - LITTLE CREEK			1	100%	1
ORMC-ARDEN/EOI			1	100%	1
SANFORD LABORATORIES WATERTOWN			1	100%	1
Heartland of Perrysburg		1			1
441 URGENT CARE CENTER - BROWNWOOD			1	100%	1
BAPTIST MEDICAL PLAZA AT MIAMI LAKES DIAGNOSTICS			1	100%	1

COVID-19: testing by laboratory

Data through Jun 2, 2021 verified as of Jun 3, 2021 at 09:25 AM

Data in this report are provisional and subject to change.

The numbers in the table below represent the number of Florida and non-Florida residents for whom test results were received by the Department of Health. A person can be tested by more than one laboratory and can have both positive and negative results. **Therefore, the sum of the numbers in each column will be larger than the total number of people tested.**

Reporting lab	Inconclusive	Negative	Positive	Percent positive	Total
SANTA BARABARA ALF LLC (THE WINDSOR)			1	100%	1
ALTAMONTE MEDICAL ASSOCIATES PA			1	100%	1
RIVERSIDE MEDICAL CENTER		1			1
FLAGLER PROFESSIONAL HEALTH CARE SERVICES INC		1			1
BUREAU COUNTY HEALTH DEPT			1	100%	1
VERMONT DEPT OF HEALTH LABORATORY			1	100%	1
FLORIDA HOSPITAL LAB			1	100%	1
Community Compassion Center of Batesville			1	100%	1
Montgomery Place		1			1
SGMC- SMITH NORTHVIEW CAMPUS			1	100%	1
THE MADEIRA SCHOOL		1			1
DOCS OUTSIDE THE BOX INC			1	100%	1
MOUNT SINAI MEDICAL CENTER AVENTURA ER			1	100%	1
BROOKSHIRE, THE			1	100%	1
CURELOGICS WOUND CARE & HYPERBARIC CENTER		1			1
MEDEXPRESS URGENT CARE-MEADVILLE			1	100%	1
TITAN GENOMICS, LLC			1	100%	1
Falmouth By The Sea			1	100%	1
MEDICAL ASSOCIATES OF PINELLAS - LAB			1	100%	1
ADVENTHEALTH MEDICAL GROUP OBSTETRICS AND			1	100%	1
MOREHOUSE COLLEGE STUDENT HEALTH CENTE		1			1
Kroger 367 - The Little Clinic Walton		1			1
CELEBRATION HOSPITAL			1	100%	1
WALGREENS #10364		1			1
THE CHILDREN'S HOSPITAL OF PHILADELPHIA		1			1
NORTH SHORE HEMATOLOGY-ONCOLOGY ASSOCI		1			1
SHARON REGIONAL MEDICAL CENTER			1	100%	1
Walgreens #19461		1			1
ROAN MOUNTAIN MEDICAL CENTER			1	100%	1
MERCY - NORTH IOWA			1	100%	1
MONROE COUNTY PUBLIC HEALTH DEPARTMENT			1	100%	1
ALPHA 1 ANTITRYPSIN RESEARCH PROGRAM			1	100%	1
Village Crest Center for Health & Rehabilitation		1			1
Kroger 379 - The Little Clinic Stony Brook		1			1
Florence Nursing and Rehabilitation Center		1			1
BRADEN CLINIC		1			1
CLEVELAND CLINIC FLORIDA LAB			1	100%	1
SKIN AND CANCER ASSOCIATES LLP		1			1
BEVERLY ADVANCED PRACTICE NURSING		1			1
Central Park Healthcare & Rehabilitation Center		1			1
SUNRISE CLINIC SANTA ROSA		1			1
EMERGENCE MEDICINE			1	100%	1
Encompass Health Rehab Hosp Alexandria		1			1
UNIVERSITY OF MIAMI SCHOOL OF MEDICINE			1	100%	1
FLORIDA DEPARTMENT OF HEALTH IN BROWARD COUNTY		1			1
Tremont Health & Rehabilitation Center		1			1

COVID-19: testing by laboratory

Data through Jun 2, 2021 verified as of Jun 3, 2021 at 09:25 AM

Data in this report are provisional and subject to change.

The numbers in the table below represent the number of Florida and non-Florida residents for whom test results were received by the Department of Health. A person can be tested by more than one laboratory and can have both positive and negative results. **Therefore, the sum of the numbers in each column will be larger than the total number of people tested.**

Reporting lab	Inconclusive	Negative	Positive	Percent positive	Total
APPLECARE BRUNSWICK			1	100%	1
CARESPOT - OCOEE			1	100%	1
CHESAPEAKE REGIONAL MEDICAL CENTER			1	100%	1
BIOLOGIK NP		1			1
WESLEY LONG HOSPITAL			1	100%	1
FAMILY MEDICINE AT KISSIMMEE		1			1
Redstone Highlands			1	100%	1
ADVENT HEALTH MEDICAL GROUP AT PINELLAS PARK			1	100%	1
Brookdale Richmond Place		1			1
WHITE WILSON MEDICAL CENTER NEPHROLOGY		1			1
HARDIN HEALTH INC		1			1
Hawthorne House		1			1
WEST CARVER MEDICAL ASSOCIATES		1			1
HCL LABORATORIES			1	100%	1
CARILION CLINIC LAB TESTING SITE-POSTAL		1			1
WELLMED AT BAY AREA		1			1
SUMMIT LABORATORY			1	100%	1
WELL KEY URGENT CARE MARYVILLE		1			1
Kroger 524 - The Little Clinic Iron Bridge Road		1			1
SHADY LANE NURSING HOME		1			1
OPCO LLC LEGACY NURSING AND REHABILITA		1			1
BREVARD HEALTH ALLIANCE - SARNO/MELBOURNE		1			1
Encompass Health Rehab Hosp Salisbury		1			1
PHYSICIANS IMMEDIATE CARE			1	100%	1
LINK PHARMACY LLC		1			1
Elm Crest Senior Living Community		1			1
OXY-GENLAB			1	100%	1
Ladera Center		1			1
ST MICHAEL'S ELITE MEDICAL HOSPITAL			1	100%	1
Indianspring of Oakley		1			1
MEDCENTER PRIMARY CARE PC			1	100%	1
WALGREENS #10854		1			1
BAY AREA HOSPITAL LAB & HST		1			1
SUMMERFIELD PAIN MANAGEMENT			1	100%	1
PROGENESIS INC			1	100%	1
ORMOND BEACH DIALYSIS			1	100%	1
RIDGE OPTUM FLORIDA			1	100%	1
SUMMIT URGENT CARE LLC		1			1
OMNI HEALTHCARE URGENT CARE			1	100%	1
ELAN MANATEE			1	100%	1
HERITAGE SHADYSIDE		1			1
Sage Bluff Health & Rehabilitation Center		1			1
HEALTH FIRST HOME CARE		1			1
FLORHAM PARK ENDOSCOPY CENTER		1			1
THE HEART HOSPITAL BAYLOR PLANO			1	100%	1
Arbors at Sylvania		1			1

COVID-19: testing by laboratory

Data through Jun 2, 2021 verified as of Jun 3, 2021 at 09:25 AM

Data in this report are provisional and subject to change.

The numbers in the table below represent the number of Florida and non-Florida residents for whom test results were received by the Department of Health. A person can be tested by more than one laboratory and can have both positive and negative results. **Therefore, the sum of the numbers in each column will be larger than the total number of people tested.**

Reporting lab	Inconclusive	Negative	Positive	Percent positive	Total
MEDEXPRESS URGENT CARE - CABOT			1	100%	1
CVS KS8573POCT OVERLAND PARK		1			1
GARNET HEALTH URGENT CARE		1			1
SOMA MEDICAL CENTER PA #2 OAKLAND			1	100%	1
Kroger 444 - The Little Clinic Dent		1			1
BAYSHORE DIALYSIS			1	100%	1
Aspire Physical Recovery Center at Cahaba River		1			1
ORCHARD PARK HEALTH CARE AND REHABILITATION CENTER		1			1
Canandaigua VAMC		1			1
GOLDING-GRANADO MEDICAL ASSOCIATES		1			1
SAPLING GROVE URGENT CARE		1			1
CONVENIENT URGENT CARE			1	100%	1
VA OPTOMETRY CLINIC			1	100%	1
CACERES SPECIALIZED GYNECOLOGY		1			1
MT CARMEL NURSING HOME		1			1
Kroger 838 - The Little Clinic Fairborn		1			1
MANHATTAN EYE EAR AND THROAT HOSPITAL		1			1
WEST VIRGINIA UNIVERSITY HOSPITALS			1	100%	1
DAVIS, CASEY		1			1
BOCA CIEGA CENTER			1	100%	1
777 URGENT CARE			1	100%	1
CARENOW URGENT CARE-MURFREESBORO			1	100%	1
RCP OF MEMORIAL WEST			1	100%	1
GARDEN VIEW CARE CENTER		1			1
LEXINGTON URGENT CARE			1	100%	1
ALLIED PEDIATRICS & FAMILY MEDICINE			1	100%	1
REDSTONE REHABILITATION & NURSING CENT		1			1
Troy Center for Rehabilitation & Nursing		1			1
LYSTER MAIN LAB, FT RUCKER		1			1
MEDICAL COLLEGE OF GEORGIA MEDICAL CENTER			1	100%	1
GREATER MOBILE URGENT CARE			1	100%	1
St. Mary's Care Center		1			1
BANNER ESTRELLA MEDICAL CENTER			1	100%	1
SYCAMORE MEDICAL CENTER-KETTERING HEALTH NETWORK			1	100%	1
EXPRESS WALK IN MEDICAL CENTER			1	100%	1
ORANGE PEDIATRICS PA			1	100%	1
RED BUG LAKE ROAD OVIEDO COVID			1	100%	1
KINGWOOD EMERGENCY CENTER			1	100%	1
Urgent Care 24/7 Orlando LLC			1	100%	1
LANSING URGENT CARE			1	100%	1
EVEZIA DIAGNOSTICS			1	100%	1
PALM COAST DRAW STATION/AMERICAN HEALTH ASSOCIATES		1			1
Villages of St.Peters		1			1
SOUTHEAST MISSOURI HOSPITAL		1			1
COSTAMED GRUPO MEDICO			1	100%	1
BLACK SHEEP MEDICAL			1	100%	1

COVID-19: testing by laboratory

Data through Jun 2, 2021 verified as of Jun 3, 2021 at 09:25 AM

Data in this report are provisional and subject to change.

The numbers in the table below represent the number of Florida and non-Florida residents for whom test results were received by the Department of Health. A person can be tested by more than one laboratory and can have both positive and negative results. **Therefore, the sum of the numbers in each column will be larger than the total number of people tested.**

Reporting lab	Inconclusive	Negative	Positive	Percent positive	Total
PUBLIX PHARMACY #1114			1	100%	1
ROSEN MEDICAL CENTER AT ROSEN COLLEGE CAMPUS			1	100%	1
Higland Pointe Health and Rehabilitation center		1			1
SOUTHEASTERN PATHOLOGY ASSOCIATES			1	100%	1
Medilodge of East Lansing		1			1
LITTLE HOUSE PEDIATRICS			1	100%	1
ALDEN PHARMACY		1			1
ST CHARLES REDMOND LABORATORY		1			1
ELMCROFT OF TIMBERLIN PARC			1	100%	1
SOUTH COUNTY MEDICAL CENTER			1	100%	1
Chateau Girardeau			1	100%	1
LABONE		1			1
Heartland Health Care Center Jacksonville			1	100%	1
PEDIATRIC PARTNERS OF ZEPHYRHILLS PA			1	100%	1
LUMBERTON HOSPITAL			1	100%	1
BMC MAYPORT			1	100%	1
Florence Home		1			1
NORWALK HOSPITAL			1	100%	1
HEALTH CONSERVATION, INC		1			1
CAPITAL DISTRICT PSYCHIATRIC CENTER		1			1
WRNMMC BETHESDA			1	100%	1
CAREFIRST URGENT CARE - BEECHMONT			1	100%	1
Valley View Health and Rehabilitation, LLC		1			1
KODIAK AREA NATIVE ASSOCIATION-KANA			1	100%	1
EVERGREEN NURSING HOME		1			1
WELLSTREET-HOLCOMB BRIDGE ROAD		1			1
BLUFFTON HEALTH CENTER			1	100%	1
MERCY HOSPITAL A CAMPUS OF PLANTATION GEN HOSPITAL			1	100%	1
SUSAN F WILLIAMS MD PA			1	100%	1
CVS OH6153POCT COLUMBUS		1			1
MOBILE MEDICAL CLINIC			1	100%	1
LIFE SAVERS EMERGENCY ROOM II, LLC		1			1
FLORIDA HOSPITAL ORMOND BEACH			1	100%	1
Brakeley Park Center		1			1
QC LABORATORY			1	100%	1
MED-LAKE LABORATORY			1	100%	1
AMERICAN DRUG TESTING LAB LLC			1	100%	1
SALTZER URGENT CARE			1	100%	1
MD NOW URGENT CARE			1	100%	1
C V S / PHARMACY #4396		1			1
GATEWAY LABORATORIES		1			1
SMITH COLLEGE HEALTH SERVICES		1			1
SUNSHINE PEDIATRICS OF LUTz			1	100%	1
BELLMORE PEDIATRICS		1			1
Greencroft Goshen		1			1
BETHESDA DIALYSIS			1	100%	1

COVID-19: testing by laboratory

Data through Jun 2, 2021 verified as of Jun 3, 2021 at 09:25 AM

Data in this report are provisional and subject to change.

The numbers in the table below represent the number of Florida and non-Florida residents for whom test results were received by the Department of Health. A person can be tested by more than one laboratory and can have both positive and negative results. **Therefore, the sum of the numbers in each column will be larger than the total number of people tested.**

Reporting lab	Inconclusive	Negative	Positive	Percent positive	Total
TRAFALGAR DIALYSIS			1	100%	1
NORTH FLORIDA FAMILY MEDICINE			1	100%	1
BEAUMONT URGENT CARE BY WELLSTREET-FARMINGTON HILL			1	100%	1
CVS M08564POCT INDEPENDENCE		1			1
TRUCARE LIVING CENTERS - SELMA			1	100%	1
ST JOHN'S MEDICAL CENTER, TETON VILLAGE			1	100%	1
VOLUSIA MEDICAL CENTER			1	100%	1
RELIANCE HOME HEALTH CARE INC		1			1
Kroger - KRO03500568			1	100%	1
WAYNE COUNTY PUBLIC HEALTH		1			1
BRISTOL CHILDRENS CLINIC			1	100%	1
ASCARATE DIALYSIS			1	100%	1
USCG BASE MIAMI BEACH MEDICAL LAB		1			1
ADAPTIVE BIOTECHNOLOGIES			1	100%	1
MOUNT SINAI CORAL GABLES			1	100%	1
DR PHILLIPS CENTER FOR WELLNESS		1			1
FRESENIUS SOUTH FORT MYERS		1			1
GOOD SHEPHERD HEALTH SYSTEM			1	100%	1
CARESPOT - OVIEDO			1	100%	1
DAVITA DIALYSIS-NORTH			1	100%	1
ANY LAB TEST NOW JACKSONVILLE		1			1
URGENT CARE CENTER OF PORT ORANGE LLC			1	100%	1
DAVENPORT DIALYSIS CENTER		1			1
SOUTHWEST VIRGINIA COMMUNITY HEALTH SYSTEMS			1	100%	1
HOLYCROSS URGENT CARE AND IMAGING CENTER		1			1
UNIVERSAL DIAGNOSTICS LABORATORIES			1	100%	1
DR AZIZ CLINIC			1	100%	1
Oakland Nursing and Rehabilitation Center		1			1
BALLAD HEALTH MEDICAL ASSOCIATES URGENT CARE - JOHNSON CITY			1	100%	1
LEELANAU OPCO, LLC		1			1
Chicago Heights CBOC		1			1
Belvoir Woods Health Care Center at The Fairfax		1			1
KNAPP MEDICAL GROUP			1	100%	1
T.J. HEALTH PAVILION			1	100%	1
BAPTIST HOSPITAL FAMILY MEDICINE TIGER POINT			1	100%	1
GOOD SAMARITAN HOSPITAL LAB			1	100%	1
ASUNCION HOME HEALTH CARE CORP			1	100%	1
SYNERGENE LABORATORY			1	100%	1
ODESSA MEMORIAL HOSPITAL			1	100%	1
LADY OF THE SEA HOSPITAL LAB			1	100%	1
EXAC CARE CROSSVILLE		1			1
CARESOUTH HHA HOLDINGS OF VIRGINIA, LLC			1	100%	1
CareATC - Columbia College #58		1			1
WALGREENS #4201		1			1
ABE'S GARDEN/PARK MANOR APARTMENTS		1			1
PRIORITY TOXICOLOGY LABORATORIES			1	100%	1

COVID-19: testing by laboratory

Data through Jun 2, 2021 verified as of Jun 3, 2021 at 09:25 AM

Data in this report are provisional and subject to change.

The numbers in the table below represent the number of Florida and non-Florida residents for whom test results were received by the Department of Health. A person can be tested by more than one laboratory and can have both positive and negative results. **Therefore, the sum of the numbers in each column will be larger than the total number of people tested.**

Reporting lab	Inconclusive	Negative	Positive	Percent positive	Total
HARBOR OAKS GOLDEN YEARS			1	100%	1
PEDIATRIC ASSOCIATES OF ORLANDO			1	100%	1
LAURELS OF ATHENS, THE		1			1
Kroger 500 - The Little Clinic Speedway		1			1
SMITH KLINE			1	100%	1
THE READING HOSPITAL AND MEDICAL CENTER			1	100%	1
DR DAN C TRIGG MEMORIAL HOSPITAL		1			1
Indian Oaks Living Center		1			1
FAMILY MEDICINE AT CELEBRATION		1			1
Piedmont Crossing		1			1
HARMONY HEALTHCARE ORLANDO INC		1			1
INFECTION CONTROL DEPT			1	100%	1
MADISON REHABILITATION HOSPITAL		1			1
FALKVILLE HEALTHCARE		1			1
STONESPRINGS HOSPITAL CENTER			1	100%	1
UF HEALTH FAMILY MEDICINE-GOODBYS CREEK			1	100%	1
OMAHA VA MEDICAL CENTER			1	100%	1
NORTH MIAMI BEACH SURGICAL CENTER			1	100%	1
CVS M08595POCT RAYMORE		1			1
OCEANVIEW NURSING AND REHABILITATION CENTER			1	100%	1
Walgreens #3049		1			1
Kroger 970 - The Little Clinic Westfield			1	100%	1
CITRONELLE HEALTH AND REHABILITATION CENTER		1			1
OMC PRIMARY CARE - HOSPITAL CAMPUS			1	100%	1
PERRY COUNTY NURSING HOME		1			1
Kingston Care Center of Fort Wayne		1			1
Big River Nursing and Rehab		1			1
JOHN D. ARCHBOLD MEMORIAL HOSPITAL			1	100%	1
BSA PHYSICIANS GROUP, INC D/B/A BSA FAMILY MEDICAL			1	100%	1
BAPTIST MINOR MEDICAL CENTER			1	100%	1
PEDRO MENENDEZ HEALTH CENTER AT ST JOHNS			1	100%	1
TEXAS HEALTH ARLINGTON MEMORIAL		1			1
ACUTE AND COMMUNICABLE DISEASE PREVENTION			1	100%	1
The Evangelical Lutheran Good Samaritan Society Prescott Village		1			1
Ranger Care Center			1	100%	1
Isle Health and Rehabilitation Center			1	100%	1
VA COMMUNITY BASED CLINIC - LAKE CITY			1	100%	1
HEALTH FIRST MEDICAL GROUP LLC			1	100%	1
WEKIVA SPRINGS PEDIATRICS			1	100%	1
CSL PLASMA LAB			1	100%	1
HIDALGO FAMILY CLINIC			1	100%	1
HEALTHCARE FOR THE HOMELESS			1	100%	1
CLEMENT MANOR HEALTH CENTER		1			1
PRIMARY AND URGENT CARE			1	100%	1
PEDIATRICS AND FAMILY CARE, LLC			1	100%	1
PATHOLOGY & LAB MEDICINE SERVICES			1	100%	1

COVID-19: testing by laboratory

Data through Jun 2, 2021 verified as of Jun 3, 2021 at 09:25 AM

Data in this report are provisional and subject to change.

The numbers in the table below represent the number of Florida and non-Florida residents for whom test results were received by the Department of Health. A person can be tested by more than one laboratory and can have both positive and negative results. **Therefore, the sum of the numbers in each column will be larger than the total number of people tested.**

Reporting lab	Inconclusive	Negative	Positive	Percent positive	Total
GOOD SAMARITAN SOCIETY-FOREST CITY		1			1
MEMORIAL HERMANN SOUTHWEST HOSPITAL			1	100%	1
SARHA DOCTORS CENTER			1	100%	1
Kroger 909 - The Little Clinic Hamilton			1	100%	1
MASSACHUSETTS DEPARTMENT OF PUBLIC HEALTH			1	100%	1
TRAVERSE CITY OPCO, LLC		1			1
ARLINGTON ADULT RESIDENTIAL FACILITY, INC			1	100%	1
BLOOD SYSTEMS LABORATORIES			1	100%	1
THE CHRIST HOSPITAL			1	100%	1
SACRED HEART HOSPITAL			1	100%	1
Total	110,027	21,205,890	3,019,537	12%	24,335,454