

# COVID-19: summary of cases and monitoring

Data through May 22, 2021 verified as of May 23, 2021 at 09:25 AM

Data in this report are provisional and subject to change.

Cases: people with positive PCR or antigen test result		Cases: people with positive PCR or antigen test result	
Total cases		Risk factors for Florida residents	
Florida residents	2,267,144	Traveled	18,250
Non-Florida residents	43,191	Contact with a known case	910,906
Type of testing		Traveled and contact with a known case	24,663
Florida residents	2,267,144	Neither	1,313,325
Positive by BPHL/CDC	82,905	No travel and no contact	276,514
Positive by commercial/hospital lab	2,184,239	Travel is unknown	733,416
PCR positive	1,804,651	Contact is unknown	505,058
Antigen positive	462,493	Contact is pending	461,851
Non-Florida residents	43,191	Travel can be unknown and contact can be unknown or pending for the same case, these numbers will sum to more than the "neither" total.	
Positive by BPHL/CDC	1,032		
Positive by commercial/hospital lab	42,159		
PCR positive	29,420		
Antigen positive	13,771		
Characteristics			
Florida residents hospitalized	94,123		
Florida resident deaths	36,474		
Non-Florida resident deaths	733		
Hospitalized counts include anyone who was hospitalized at some point during their illness. It does not reflect the number of people currently hospitalized.			
More information on deaths identified through death certificate data is available on the National Center for Health Statistics website at <a href="http://www.cdc.gov/nchs/nvss/vsrr/COVID19/index.htm">www.cdc.gov/nchs/nvss/vsrr/COVID19/index.htm</a> .			

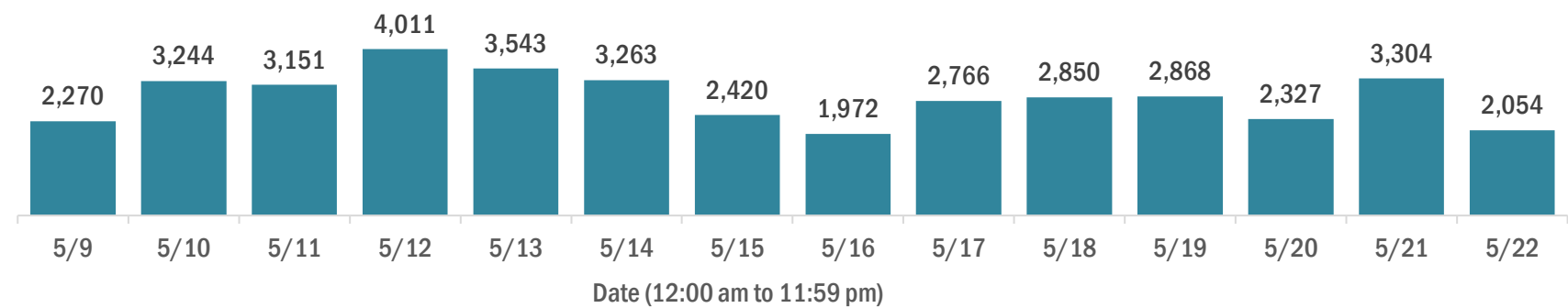
# COVID-19: summary of laboratory testing

Data through May 22, 2021 verified as of May 23, 2021 at 09:25 AM

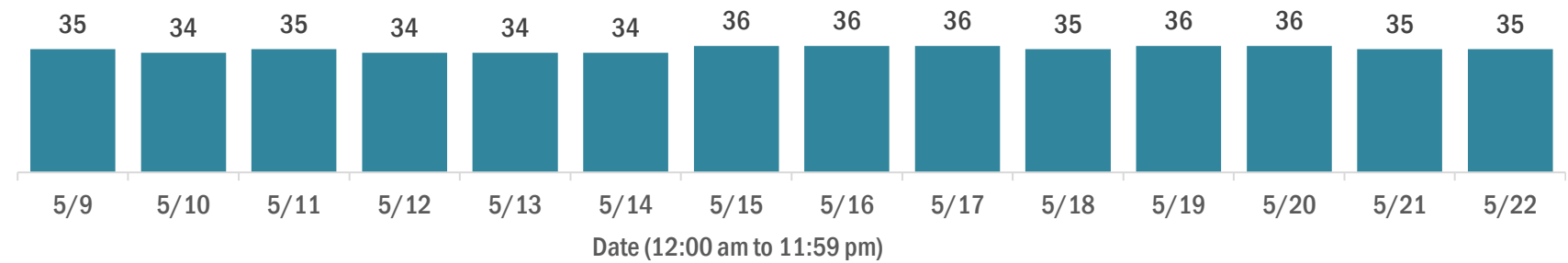
Data in this report are provisional and subject to change.

## Cases in Florida residents per day for the past 2 weeks

Number of cases per day



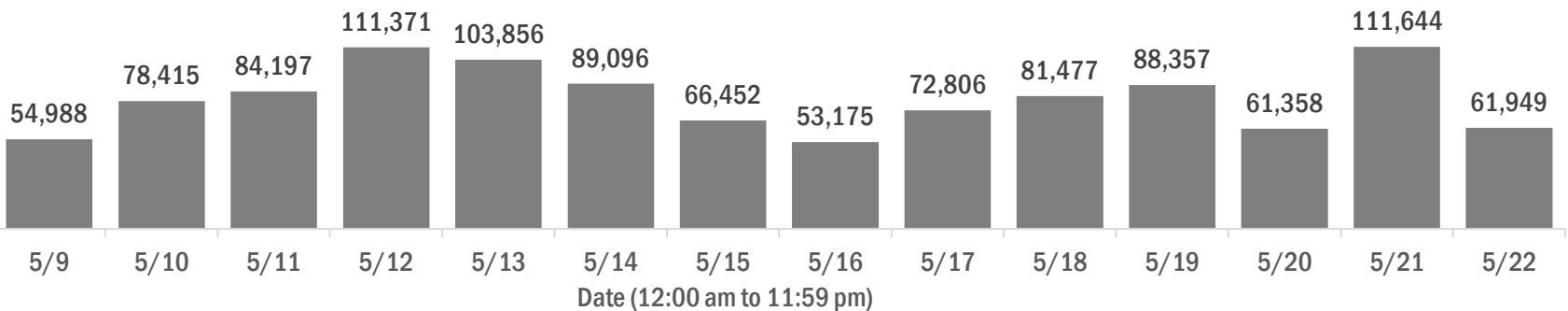
Median age of cases by day



## Laboratory testing for Florida residents over the past 2 weeks

Number of Florida residents tested per day

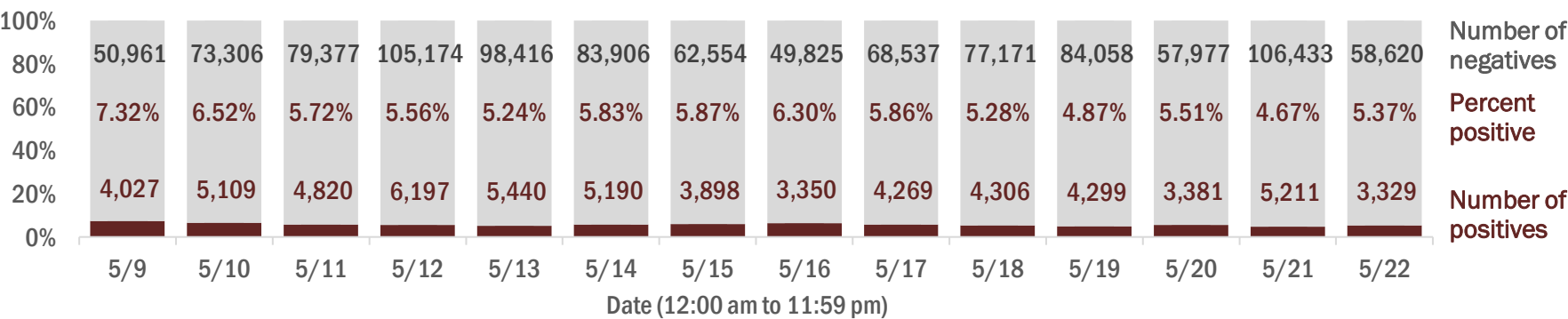
These counts include the number of people for whom the Department received PCR or antigen laboratory results by day. People tested on multiple days will be included for each day a new result was received. A person is only counted once for each day they are tested, regardless of whether multiple specimens are tested or multiple results are received.



Number and percent of Florida residents with positive test results

The percent of positive results ranged from 4.67% to 7.32% over the past 2 weeks and was 5.37% yesterday.

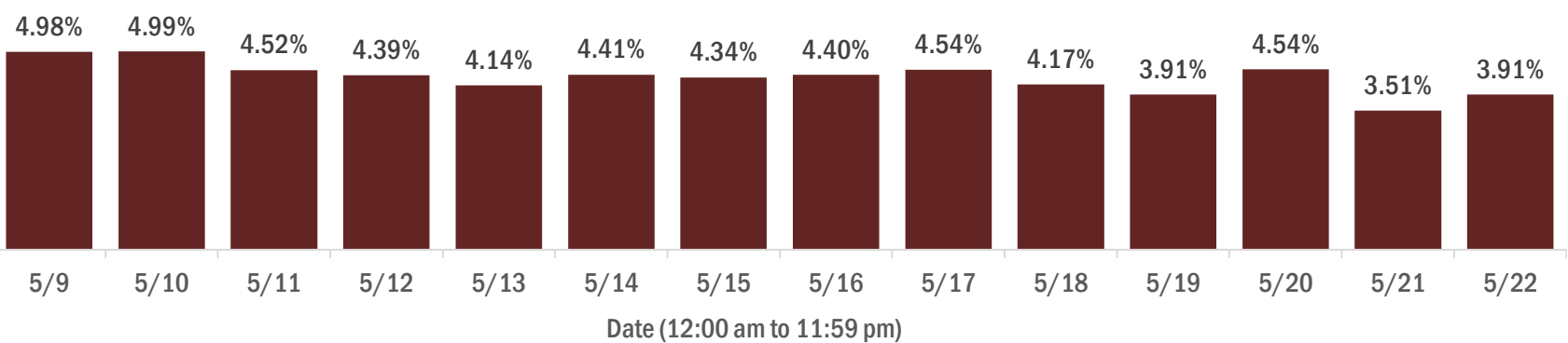
These counts include the number of people for whom the Department received PCR or antigen laboratory results by day. People tested on multiple days will be included for each day a new result was received. A person is only counted once for each day they are tested, regardless of whether multiple specimens are tested or multiple results are received. If a person has a positive specimen and a negative specimen in the same day, only the positive result is counted.



Percent positivity for new cases in Florida residents

The percent of positive results ranged from 3.51% to 4.99% over the past 2 weeks and was 3.91% yesterday.

This percent is the number of people who test PCR- or antigen-positive for the first time divided by all the people tested that day, excluding people who have previously tested positive.



# COVID-19: characteristics of 2,267,144 Florida resident cases

Data through May 22, 2021 verified as of May 23, 2021 at 09:25 AM

Data in this report are provisional and subject to change.

Age group	Cases		Hospitalizations		Deaths	
0-4 years	49,006	<div></div> 2%	651	<div></div> 1%	2	<div></div> 0%
5-14 years	153,308	<div></div> 7%	651	<div></div> 1%	5	<div></div> 0%
15-24 years	354,803	<div></div> 16%	2,417	<div></div> 3%	53	<div></div> 0%
25-34 years	398,842	<div></div> 18%	4,745	<div></div> 5%	218	<div></div> 1%
35-44 years	354,656	<div></div> 16%	7,056	<div></div> 7%	597	<div></div> 2%
45-54 years	343,543	<div></div> 15%	10,897	<div></div> 12%	1,485	<div></div> 4%
55-64 years	293,070	<div></div> 13%	16,298	<div></div> 17%	4,100	<div></div> 11%
65-74 years	176,637	<div></div> 8%	19,460	<div></div> 21%	7,806	<div></div> 21%
75-84 years	96,691	<div></div> 4%	19,224	<div></div> 20%	11,010	<div></div> 30%
85+ years	44,872	<div></div> 2%	12,715	<div></div> 14%	11,198	<div></div> 31%
Unknown	1,716	<div></div> 0%	9	<div></div> 0%	0	<div></div> 0%
Total	2,267,144		94,123		36,474	

Gender	Cases	
Female	1,185,875	<div></div> 52%
Male	1,060,818	<div></div> 47%
Unknown	20,451	<div></div> 1%
Total	2,267,144	

Ethnicity	Cases		Hospitalizations		Deaths	
Hispanic	740,372	<div></div> 33%	23,935	<div></div> 25%	8,582	<div></div> 24%
Non-Hispanic	1,118,338	<div></div> 49%	66,017	<div></div> 70%	25,647	<div></div> 70%
Unknown	408,434	<div></div> 18%	4,171	<div></div> 4%	2,245	<div></div> 6%
Total	2,267,144		94,123		36,474	

Race and ethnicity	Cases		Hospitalizations		Deaths	
White	1,297,580	<div></div> 57%	61,833	<div></div> 66%	26,674	<div></div> 73%
Hispanic	492,672	<div></div> 22%	17,100	<div></div> 18%	6,849	<div></div> 19%
Non-Hispanic	713,736	<div></div> 31%	42,987	<div></div> 46%	18,685	<div></div> 51%
Unknown	91,172	<div></div> 4%	1,746	<div></div> 2%	1,140	<div></div> 3%
Black	302,546	<div></div> 13%	19,582	<div></div> 21%	5,897	<div></div> 16%
Hispanic	18,108	<div></div> 1%	851	<div></div> 1%	242	<div></div> 1%
Non-Hispanic	261,977	<div></div> 12%	18,355	<div></div> 20%	5,478	<div></div> 15%
Unknown	22,461	<div></div> 1%	376	<div></div> 0%	177	<div></div> 0%
Other race	356,318	<div></div> 16%	10,361	<div></div> 11%	2,907	<div></div> 8%
Hispanic	179,378	<div></div> 8%	5,475	<div></div> 6%	1,303	<div></div> 4%
Non-Hispanic	123,268	<div></div> 5%	4,411	<div></div> 5%	1,378	<div></div> 4%
Unknown	53,672	<div></div> 2%	475	<div></div> 1%	226	<div></div> 1%
Unknown race	310,700	<div></div> 14%	2,347	<div></div> 2%	996	<div></div> 3%
Hispanic	50,214	<div></div> 2%	509	<div></div> 1%	188	<div></div> 1%
Non-Hispanic	19,357	<div></div> 1%	264	<div></div> 0%	106	<div></div> 0%
Unknown	241,129	<div></div> 11%	1,574	<div></div> 2%	702	<div></div> 2%
Total	2,267,144		94,123		36,474	

**Hospitalization** counts include anyone who was hospitalized at some point during their illness. It does not reflect the number of people currently hospitalized. **Other race** includes any person with a race of American Indian/Alaskan native, Asian, native Hawaiian/Pacific Islander, or other.

# COVID-19: deaths in Florida residents and staff of long-term care facilities

Data through May 22, 2021 verified as of May 23, 2021 at 09:25 AM

Data in this report are provisional and subject to change.

For current cases in residents or staff of long-term care facilities, please visit: <https://floridahealthcovid19.gov/>

CountyDeaths				CountyDeaths				CountyDeaths			
Palm Beach	1085		9%	Okaloosa	167		1%	Madison	20		0%
Dade	1024		9%	Hernando	162		1%	Calhoun	18		0%
Pinellas	911		8%	Osceola	143		1%	Flagler	17		0%
Broward	717		6%	Charlotte	138		1%	Gulf	17		0%
Hillsborough	597		5%	Indian River	126		1%	Wakulla	16		0%
Duval	458		4%	Clay	123		1%	Bradford	14		0%
Polk	438		4%	Leon	101		1%	Washington	13		0%
Brevard	418		4%	Highlands	98		1%	Baker	12		0%
Orange	409		4%	Bay	94		1%	Holmes	12		0%
Sarasota	403		4%	Jackson	89		1%	Jefferson	12		0%
Lee	351		3%	St. Johns	88		1%	Gadsden	10		0%
Marion	340		3%	Alachua	82		1%	Lafayette	10		0%
Volusia	304		3%	Santa Rosa	82		1%	Franklin	9		0%
Escambia	287		3%	Suwannee	60		1%	Levy	7		0%
St. Lucie	248		2%	Columbia	52		0%	Desoto	6		0%
Seminole	237		2%	Putnam	45		0%	Dixie	5		0%
Lake	228		2%	Sumter	44		0%	Monroe	5		0%
Pasco	228		2%	Nassau	34		0%	Taylor	3		0%
Collier	197		2%	Walton	30		0%	Hardee	2		0%
Manatee	195		2%	Hendry	29		0%	Hamilton	1		0%
Citrus	177		2%	Okeechobee	24		0%	Liberty	1		0%
Martin	173		2%	Gilchrist	21		0%	Total	11,467		

**Note:** cases are summarized by the county of usual residence. Residents and staff may be cases associated with facilities that are not in their county of usual residence, resulting in cases being included below for counties that do not have facilities with known cases.

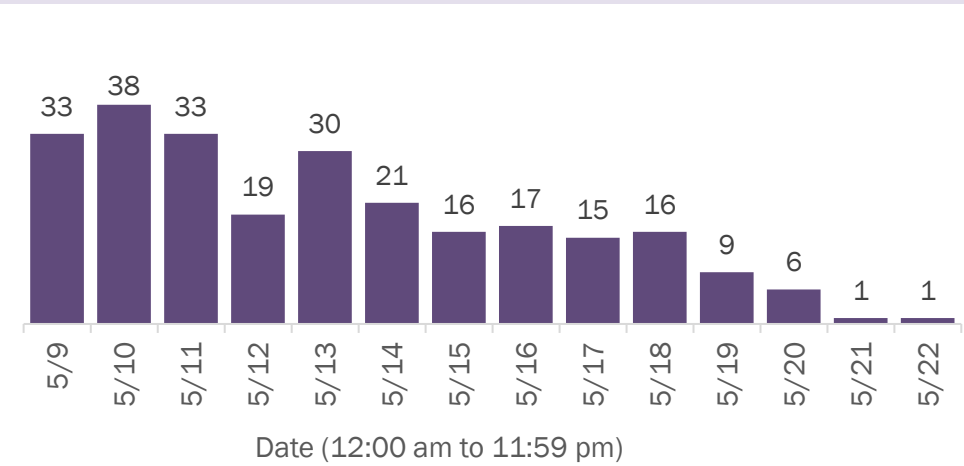
# COVID-19: cases in Florida residents who have died

Data through May 22, 2021 verified as of May 23, 2021 at 09:25 AM

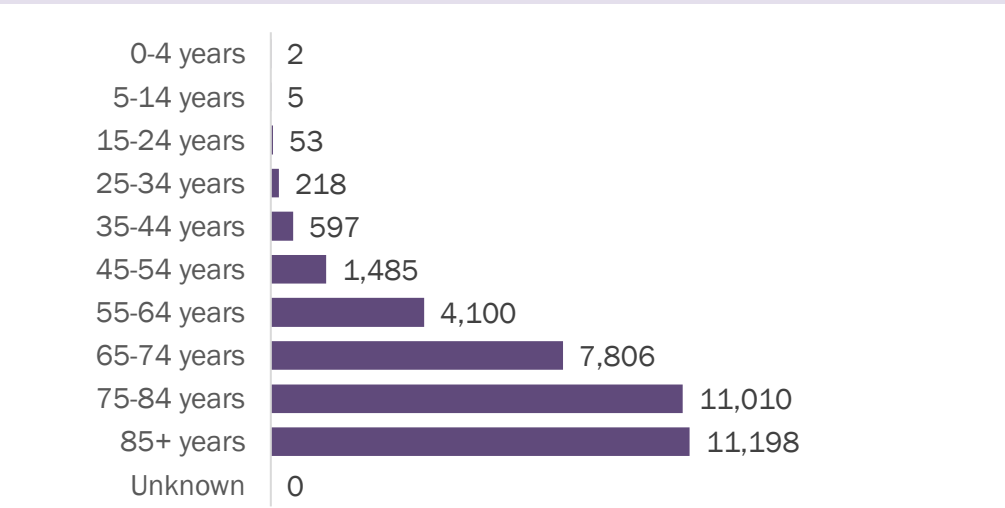
Data in this report are provisional and subject to change.

Demographics for all identified COVID-19 deaths: 36,474

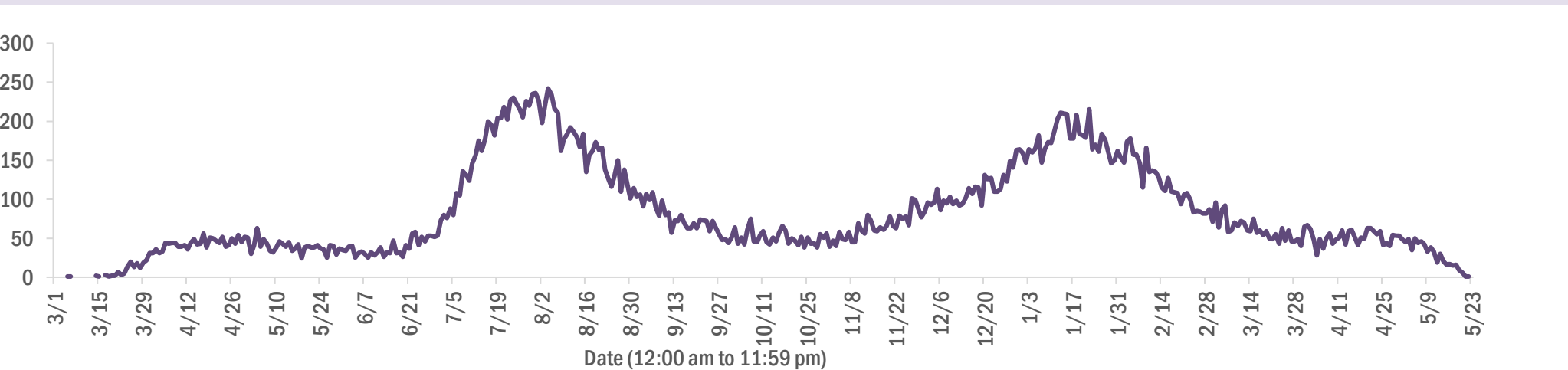
Deaths by date of death for the past 2 weeks



Deaths by age group



Deaths by date of death since March 2020



Age group	Deaths	Cases	Case fatality rate	Mortality rate per 100,000 population
0-4 years	2	49,006	0.0%	0.2
5-14 years	5	153,308	0.0%	0.2
15-24 years	53	354,803	0.0%	2.1
25-34 years	218	398,842	0.1%	7.7
35-44 years	597	354,656	0.2%	22.9
45-54 years	1,485	343,543	0.4%	53.3
55-64 years	4,100	293,070	1.4%	141.8
65-74 years	7,806	176,637	4.4%	321.7
75-84 years	11,010	96,691	11.4%	784.1
85+ years	11,198	44,872	25.0%	1938.9
Unknown	0	1,716	0.0%	
Total	36,474	2,267,144	1.6%	168.9

Race	Deaths	Cases	Case fatality rate	Mortality rate per 100,000 population
White	26,674	1,297,580	2.1%	159.7
Black	5,897	302,546	1.9%	161.2
Other	2,907	356,318	0.8%	233.6
Unknown	996	310,700	0.3%	
Total	36,474	2,267,144	1.6%	168.9

Gender	Deaths	Cases	Case fatality rate	Mortality rate per 100,000 population
Female	16,031	1,185,875	1.4%	145.2
Male	20,443	1,060,818	1.9%	193.6
Unknown	0	20,451	0.0%	
Total	36,474	2,267,144	1.6%	168.9

Ethnicity	Deaths	Cases	Case fatality rate	Mortality rate per 100,000 population
Hispanic	8,582	740,372	1.2%	151.1
Non-Hispanic	25,647	1,118,338	2.3%	161.1
Unknown	2,245	408,434	0.5%	
Total	36,474	2,267,144	1.6%	168.9

# COVID-19: characteristics of 2,267,144 cases

Data through May 22, 2021 verified as of May 23, 2021 at 09:25 AM

Data in this report are provisional and subject to change.

Tables below include cases in Florida residents and non-Florida residents.

All 67 Florida counties have cases:

County	FL resident cases		Non-FL resident cases	Total cases	FL resident deaths	FL death rate
Dade	491,788	<div></div> 22%	6,769	498,557	6,371	1.3%
Broward	240,655	<div></div> 11%	2,970	243,625	3,052	1.3%
Palm Beach	145,067	<div></div> 6%	2,666	147,733	2,845	2.0%
Orange	139,456	<div></div> 6%	2,281	141,737	1,293	0.9%
Hillsborough	140,530	<div></div> 6%	1,206	141,736	1,804	1.3%
Duval	98,421	<div></div> 4%	1,629	100,050	1,471	1.5%
Pinellas	79,039	<div></div> 3%	2,003	81,042	1,656	2.1%
Lee	70,753	<div></div> 3%	2,330	73,083	995	1.4%
Polk	69,987	<div></div> 3%	496	70,483	1,362	1.9%
Osceola	44,968	<div></div> 2%	813	45,781	520	1.2%
Volusia	43,703	<div></div> 2%	776	44,479	832	1.9%
Brevard	41,919	<div></div> 2%	742	42,661	890	2.1%
Pasco	42,149	<div></div> 2%	357	42,506	778	1.8%
Manatee	38,720	<div></div> 2%	886	39,606	684	1.8%
Collier	35,377	<div></div> 2%	1,428	36,805	542	1.5%
Escambia	32,801	<div></div> 1%	3,696	36,497	697	2.1%
Seminole	34,757	<div></div> 2%	266	35,023	509	1.5%
Sarasota	31,868	<div></div> 1%	1,591	33,459	834	2.6%
Leon	31,695	<div></div> 1%	946	32,641	328	1.0%
Marion	31,577	<div></div> 1%	170	31,747	987	3.1%
Lake	30,175	<div></div> 1%	551	30,726	646	2.1%
St. Lucie	26,991	<div></div> 1%	201	27,192	649	2.4%
Alachua	24,970	<div></div> 1%	316	25,286	281	1.1%
St. Johns	22,815	<div></div> 1%	312	23,127	219	1.0%
Okaloosa	20,569	<div></div> 1%	236	20,805	366	1.8%
Bay	19,674	<div></div> 1%	824	20,498	393	2.0%
Clay	19,072	<div></div> 1%	53	19,125	345	1.8%
Santa Rosa	18,192	<div></div> 1%	261	18,453	291	1.6%
Hernando	14,312	<div></div> 1%	114	14,426	476	3.3%
Charlotte	13,061	<div></div> 1%	217	13,278	429	3.3%
Indian River	12,646	<div></div> 1%	110	12,756	305	2.4%
Martin	12,377	<div></div> 1%	242	12,619	328	2.7%
Citrus	11,206	<div></div> 0%	99	11,305	460	4.1%
Sumter	9,340	<div></div> 0%	110	9,450	279	3.0%
Highlands	8,629	<div></div> 0%	97	8,726	363	4.2%

County	FL resident cases		Non-FL resident cases	Total cases	FL resident deaths	FL death rate
Nassau	8,101	<div></div> 0%	452	8,553	126	1.6%
Columbia	8,179	<div></div> 0%	46	8,225	169	2.1%
Walton	6,996	<div></div> 0%	888	7,884	88	1.3%
Flagler	7,342	<div></div> 0%	102	7,444	110	1.5%
Monroe	6,667	<div></div> 0%	409	7,076	50	0.7%
Putnam	6,625	<div></div> 0%	24	6,649	154	2.3%
Jackson	6,201	<div></div> 0%	73	6,274	158	2.5%
Gadsden	5,737	<div></div> 0%	17	5,754	99	1.7%
Suwannee	5,345	<div></div> 0%	29	5,374	138	2.6%
Hendry	4,813	<div></div> 0%	17	4,830	85	1.8%
Desoto	4,381	<div></div> 0%	28	4,409	95	2.2%
Okeechobee	4,085	<div></div> 0%	54	4,139	89	2.2%
Baker	3,510	<div></div> 0%	19	3,529	61	1.7%
Levy	3,519	<div></div> 0%	9	3,528	54	1.5%
Wakulla	3,495	<div></div> 0%	14	3,509	56	1.6%
Hardee	3,227	<div></div> 0%	15	3,242	45	1.4%
Unknown	56	<div></div> 0%	3,003	3,059	0	0.0%
Bradford	3,028	<div></div> 0%	13	3,041	57	1.9%
Taylor	2,744	<div></div> 0%	5	2,749	48	1.7%
Washington	2,725	<div></div> 0%	21	2,746	52	1.9%
Holmes	2,242	<div></div> 0%	33	2,275	49	2.2%
Madison	2,053	<div></div> 0%	28	2,081	45	2.2%
Gulf	1,952	<div></div> 0%	24	1,976	45	2.3%
Union	1,836	<div></div> 0%	1	1,837	74	4.0%
Calhoun	1,699	<div></div> 0%	3	1,702	45	2.6%
Hamilton	1,619	<div></div> 0%	20	1,639	25	1.5%
Gilchrist	1,623	<div></div> 0%	5	1,628	44	2.7%
Lafayette	1,624	<div></div> 0%	0	1,624	26	1.6%
Dixie	1,615	<div></div> 0%	4	1,619	24	1.5%
Jefferson	1,488	<div></div> 0%	26	1,514	28	1.9%
Franklin	1,309	<div></div> 0%	40	1,349	20	1.5%
Liberty	1,081	<div></div> 0%	1	1,082	16	1.5%
Glades	968	<div></div> 0%	4	972	19	2.0%
Total	2,267,144		43,191	2,310,335	36,474	1.6%



# COVID-19: characteristics of 2,267,144 Florida resident cases

Data through May 22, 2021 verified as of May 23, 2021 at 09:25 AM

Data in this report are provisional and subject to change.

The table below includes the cities and counties of residence for cases in Florida residents based on the patient's ZIP Code.

Note that city is not always received as part of the initial notification and may be missing while the case is being investigated.

City and county	Cases
Miami, Dade	285,386
Orlando, Orange	103,696
Jacksonville, Duval	92,565
Tampa, Hillsborough	81,566
Hialeah, Dade	68,723
Fort Lauderdale, Broward	50,846
Hollywood, Broward	45,558
West Palm Beach, Palm Beach	35,503
Kissimmee, Osceola	34,536
Tallahassee, Leon	30,619
Homestead, Dade	30,303
Naples, Collier	29,861
Saint Petersburg, Pinellas	28,717
Pensacola, Escambia	27,361
Fort Myers, Lee	27,042
Bradenton, Manatee	25,206
Boca Raton, Palm Beach	24,645
Lakeland, Polk	24,201
Ocala, Marion	23,176
Pompano Beach, Broward	22,608
Gainesville, Alachua	19,801
Sarasota, Sarasota	19,616
Cape Coral, Lee	18,504
Port Saint Lucie, St. Lucie	18,022
Lake Worth, Palm Beach	17,469
Miami Beach, Dade	16,309
Miramar, Broward	15,707
Clearwater, Pinellas	15,597
Coral Springs, Broward	14,387
Boynton Beach, Palm Beach	14,109
Doral, Dade	13,957
Miami Gardens, Dade	13,312
Panama City, Bay	12,477
Saint Augustine, St. Johns	12,198
Melbourne, Brevard	11,864
Lehigh Acres, Lee	11,751
Winter Haven, Polk	11,703
Riverview, Hillsborough	10,933
Davie, Broward	10,782
Delray Beach, Palm Beach	10,768
Palm Bay, Brevard	9,983
Vero Beach, Indian River	9,757
New Port Richey, Pasco	9,708
Sunrise, Broward	9,446
Saint Cloud, Osceola	9,042
Milton, Santa Rosa	8,813
Fort Pierce, St. Lucie	8,789
Spring Hill, Hernando	8,625
Largo, Pinellas	8,615
Daytona Beach, Volusia	8,610
Apopka, Orange	8,590
Coral Gables, Dade	8,560
Plantation, Broward	8,469
North Miami Beach, Dade	8,375
Davenport, Polk	8,314
Clermont, Lake	8,248
Brandon, Hillsborough	8,195
Deltona, Volusia	7,869
Sanford, Seminole	7,834

# COVID-19: characteristics of 2,267,144 Florida resident cases

Data through May 22, 2021 verified as of May 23, 2021 at 09:25 AM

Data in this report are provisional and subject to change.

The table below includes the cities and counties of residence for cases in Florida residents based on the patient's ZIP Code.

Note that city is not always received as part of the initial notification and may be missing while the case is being investigated.

City and county	Cases
Orange Park, Clay	7,735
Plant City, Hillsborough	7,652
Jupiter, Palm Beach	7,524
Weston, Broward	7,456
Lake City, Columbia	7,422
Deerfield Beach, Broward	7,014
Winter Garden, Orange	6,750
Tamarac, Broward	6,481
Port Charlotte, Charlotte	6,416
Wesley Chapel, Pasco	6,234
Palm Coast, Flagler	6,180
Coconut Creek, Broward	6,113
Margate, Broward	5,980
Stuart, Martin	5,896
Land O Lakes, Pasco	5,877
Deland, Volusia	5,849
Palm Beach Gardens, Palm Beach	5,776
Fort Walton Beach, Okaloosa	5,685
Wellington, Palm Beach	5,637
Oviedo, Seminole	5,588
Palm Harbor, Pinellas	5,581
Palmetto, Manatee	5,559
Winter Park, Orange	5,559
Crestview, Okaloosa	5,464
Altamonte Springs, Seminole	5,257
Lutz, Hillsborough	5,248
Port Orange, Volusia	5,047
Valrico, Hillsborough	5,027
Opa Locka, Dade	4,985
Haines City, Polk	4,928
North Port, Sarasota	4,915
Brooksville, Hernando	4,871
Middleburg, Clay	4,803
Miami Lakes, Dade	4,794
Venice, Sarasota	4,791
Pembroke Pines, Broward	4,789
Hallandale, Broward	4,762
Punta Gorda, Charlotte	4,681
Sebring, Highlands	4,636
Leesburg, Lake	4,579
Ocoee, Orange	4,519
Zephyrhills, Pasco	4,395
Saint Johns, St. Johns	4,329
Ormond Beach, Volusia	4,306
Seminole, Pinellas	4,304
The Villages, Sumter	4,284
Arcadia, Desoto	4,266
Bonita Springs, Lee	4,242
Pinellas Park, Pinellas	4,151
Live Oak, Suwannee	4,131
Okeechobee, Okeechobee	4,071
North Lauderdale, Broward	4,047
Longwood, Seminole	4,032
North Miami, Dade	4,001
Ruskin, Hillsborough	3,998
Immokalee, Collier	3,935
Cocoa, Brevard	3,921
Windermere, Orange	3,899
Navarre, Santa Rosa	3,795



# COVID-19: characteristics of 2,267,144 Florida resident cases

Data through May 22, 2021 verified as of May 23, 2021 at 09:25 AM

Data in this report are provisional and subject to change.

The table below includes the cities and counties of residence for cases in Florida residents based on the patient's ZIP Code.

Note that city is not always received as part of the initial notification and may be missing while the case is being investigated.

City and county	Cases
Casselberry, Seminole	3,708
Port Richey, Pasco	3,531
Hudson, Pasco	3,511
Titusville, Brevard	3,478
Niceville, Okaloosa	3,406
Gulf Breeze, Santa Rosa	3,386
Lake Worth Beach, Palm Beach	3,376
North Fort Myers, Lee	3,327
Dade City, Pasco	3,312
Key West, Monroe	3,292
Winter Springs, Seminole	3,287
Cantonment, Escambia	3,286
Panama City Beach, Bay	3,265
Oakland Park, Broward	3,213
Bartow, Polk	3,201
Jacksonville Beach, Duval	3,192
Lake Mary, Seminole	3,185
Aventura, Dade	3,176
Kissimmee, Polk	3,151
Crawfordville, Wakulla	3,139
Auburndale, Polk	3,086
New Smyrna Beach, Volusia	3,086
Palatka, Putnam	3,053
Quincy, Gadsden	3,047
Lake Wales, Polk	3,033
Merritt Island, Brevard	2,951
Green Cove Springs, Clay	2,917
Tarpon Springs, Pinellas	2,901
Fernandina Beach, Nassau	2,864
Ponte Vedra Beach, St. Johns	2,842
Parkland, Broward	2,805
Cutler Ridge, Dade	2,759
Loxahatchee, Palm Beach	2,694
Inverness, Citrus	2,692
Eustis, Lake	2,672
Wimauma, Hillsborough	2,662
Holiday, Pasco	2,610
Cooper City, Broward	2,606
Estero, Lee	2,594
Belle Glade, Palm Beach	2,584
Perry, Taylor	2,574
Lynn Haven, Bay	2,557
Royal Palm Beach, Palm Beach	2,551
Dunedin, Pinellas	2,539
Clewiston, Hendry	2,489
Fleming Island, Clay	2,477
Marianna, Jackson	2,476
Sarasota, Manatee	2,451
Key Biscayne, Dade	2,447
Santa Rosa Beach, Walton	2,445
Parrish, Manatee	2,405
Rockledge, Brevard	2,395
Riviera Beach, Palm Beach	2,343
Odessa, Hillsborough	2,336
Seffner, Hillsborough	2,315
Palm City, Martin	2,224
Avon Park, Highlands	2,222
Mulberry, Polk	2,216
Defuniak Springs, Walton	2,212

# COVID-19: characteristics of 2,267,144 Florida resident cases

Data through May 22, 2021 verified as of May 23, 2021 at 09:25 AM

Data in this report are provisional and subject to change.

The table below includes the cities and counties of residence for cases in Florida residents based on the patient's ZIP Code.

Note that city is not always received as part of the initial notification and may be missing while the case is being investigated.

City and county	Cases
Mount Dora, Lake	2,202
Labelle, Hendry	2,160
Groveland, Lake	2,123
Destin, Okaloosa	2,123
Chipley, Washington	2,113
Tavares, Lake	2,087
Orange City, Volusia	2,055
Starke, Bradford	2,050
Lithia, Hillsborough	2,044
Pinecrest, Dade	1,992
Maitland, Orange	1,953
Summerfield, Marion	1,952
Yulee, Nassau	1,946
Wauchula, Hardee	1,911
Palmetto Bay, Dade	1,858
Sebastian, Indian River	1,813
Dania, Broward	1,781
Homosassa, Citrus	1,772
Lady Lake, Lake	1,770
Callahan, Nassau	1,758
Macclenny, Baker	1,725
Ponte Vedra, St. Johns	1,720
Gibsonton, Hillsborough	1,680
Edgewater, Volusia	1,668
Crystal River, Citrus	1,664
Carol City, Dade	1,662
Oldsmar, Pinellas	1,635
Dover, Hillsborough	1,631
Lake Placid, Highlands	1,621
Missing, Dade	1,613
Apollo Beach, Hillsborough	1,609
Bonifay, Holmes	1,602
Hobe Sound, Martin	1,592
Mayo, Lafayette	1,591
Debary, Volusia	1,586
Coconut Grove, Dade	1,582
Florida City, Dade	1,569
Palm Springs, Palm Beach	1,535
Pace, Santa Rosa	1,512
Sun City Center, Hillsborough	1,497
Crossings, Dade	1,492
Dunnellon, Marion	1,487
Atlantic Beach, Duval	1,455
Lake Butler, Union	1,425
Lantana, Palm Beach	1,416
Belleview, Marion	1,395
Alachua, Alachua	1,378
North Palm Beach, Palm Beach	1,369
Monticello, Jefferson	1,363
Madison, Madison	1,354
Biscayne Park, Dade	1,353
Williston, Levy	1,308
Safety Harbor, Pinellas	1,293
Ellenton, Manatee	1,291
Indiantown, Martin	1,288
South Miami, Dade	1,279
Graceville, Jackson	1,255
Jensen Beach, Martin	1,248
Lauderhill, Broward	1,241

# COVID-19: characteristics of 2,267,144 Florida resident cases

Data through May 22, 2021 verified as of May 23, 2021 at 09:25 AM

Data in this report are provisional and subject to change.

The table below includes the cities and counties of residence for cases in Florida residents based on the patient's ZIP Code.

Note that city is not always received as part of the initial notification and may be missing while the case is being investigated.

City and county	Cases
Satellite Beach, Brevard	1,231
Newberry, Alachua	1,219
Lecanto, Citrus	1,216
Century, Escambia	1,185
Beverly Hills, Citrus	1,176
Englewood, Charlotte	1,163
Havana, Gadsden	1,152
Hilliard, Nassau	1,138
El Portal, Dade	1,119
Freeport, Walton	1,116
Trenton, Gilchrist	1,116
Wildwood, Sumter	1,109
Wilton Manors, Broward	1,109
Nokomis, Sarasota	1,105
Keystone Heights, Clay	1,080
Key Largo, Monroe	1,069
Blountstown, Calhoun	1,059
Bushnell, Sumter	1,055
Frostproof, Polk	1,051
Jasper, Hamilton	1,049
Lauderdale Lakes, Broward	1,036
Medley, Dade	1,027
Hernando, Citrus	1,014
Polk City, Polk	1,012
Wewahitchka, Gulf	1,007
Mary Esther, Okaloosa	995
Dunnellon, Citrus	983
Sanderson, Baker	963
Minneola, Lake	963
Fellsmere, Indian River	959
Spring Hill, Pasco	951
Shalimar, Okaloosa	933
Marco Island, Collier	926
Fisher Island, Dade	924
Everglades National Park, Dade	912
Port Saint Joe, Gulf	911
Moore Haven, Glades	902
Thonotosassa, Hillsborough	898
Trinity, Pasco	895
Sorrento, Lake	893
Chiefland, Levy	891
Cocoa Beach, Brevard	888
High Springs, Alachua	881
Pahokee, Palm Beach	877
Fruitland Park, Lake	876
Fort Meade, Polk	873
Coleman, Sumter	856
Englewood, Sarasota	845
South Bay, Palm Beach	844
Indialantic, Brevard	836
Bristol, Liberty	836
Cross City, Dixie	828
Glen Saint Mary, Baker	817
Southwest Ranches, Broward	815
Umatilla, Lake	804
Crescent City, Putnam	803
Marathon, Monroe	798
West Melbourne, Brevard	784
Interlachen, Putnam	766

# COVID-19: characteristics of 2,267,144 Florida resident cases

Data through May 22, 2021 verified as of May 23, 2021 at 09:25 AM

Data in this report are provisional and subject to change.

The table below includes the cities and counties of residence for cases in Florida residents based on the patient's ZIP Code.

Note that city is not always received as part of the initial notification and may be missing while the case is being investigated.

City and county	Cases
Miramar Beach, Walton	765
Lake Alfred, Polk	765
Fort Myers Beach, Lee	752
Chattahoochee, Gadsden	740
Weeki Wachee, Hernando	737
Old Town, Dixie	728
Bowling Green, Hardee	725
Jacksonville, St. Johns	708
Silver Springs, Marion	704
Olympia Heights, Dade	704
Uleta, Dade	701
South Daytona, Volusia	696
Lawtey, Bradford	686
Fort White, Columbia	685
Neptune Beach, Duval	682
Coral, Dade	679
Belle Isle, Orange	661
Surfside, Dade	659
Mascotte, Lake	656
Palm Beach, Palm Beach	653
Bronson, Levy	634
Gulfport, Pinellas	634
Bunnell, Flagler	626
Baker, Okaloosa	626
Clearwater Beach, Pinellas	616
Rotunda West, Charlotte	594
Mims, Brevard	576
Sneads, Jackson	576
Myakka City, Manatee	571
Hawthorne, Alachua	566
Jay, Santa Rosa	560
Alva, Lee	557
Dundee, Polk	552
Oxford, Sumter	550
Cape Canaveral, Brevard	541
Carrabelle, Franklin	539
Missing, Volusia	537
Oakland, Orange	534
Zolfo Springs, Hardee	532
Tavernier, Monroe	528
Citra, Marion	527
Ocklawaha, Marion	527
Florida State University, Leon	520
Melbourne Beach, Brevard	520
Indian Harbour Beach, Brevard	517
Bal Harbour, Dade	513
Sweetwater, Dade	512
Cottondale, Jackson	511
Flagler Beach, Flagler	505
Celebration, Osceola	500
Molino, Escambia	496
Youngstown, Bay	493
Webster, Sumter	493
Midway, Gadsden	491
East Palatka, Putnam	478
Bell, Gilchrist	464
Altha, Calhoun	453
De Leon Springs, Volusia	450
Eagle Lake, Polk	449

# COVID-19: characteristics of 2,267,144 Florida resident cases

Data through May 22, 2021 verified as of May 23, 2021 at 09:25 AM

Data in this report are provisional and subject to change.

The table below includes the cities and counties of residence for cases in Florida residents based on the patient's ZIP Code.

Note that city is not always received as part of the initial notification and may be missing while the case is being investigated.

City and county	Cases
Branford, Suwannee	445
Missing, Orange	440
Apalachicola, Franklin	439
West Miami, Dade	439
Archer, Alachua	433
Haverhill, Palm Beach	429
Osprey, Sarasota	421
Floral City, Citrus	419
Ave Maria, Collier	418
Chuluota, Seminole	413
Holly Hill, Volusia	405
Lake Park, Palm Beach	405
Tequesta, Palm Beach	404
Hastings, St. Johns	400
Centerville, Leon	397
Grand Island, Lake	391
Pierson, Volusia	388
Grand Ridge, Jackson	380
Raiford, Union	376
Montverde, Lake	373
Malabar, Brevard	354
Indian Rocks Beach, Pinellas	353
Hallandale Beach, Broward	353
Gotha, Orange	352
Bryceville, Nassau	348
Alafaya, Orange	347
Greenville, Madison	342
Fort McCoy, Marion	341
Satsuma, Putnam	339
Vernon, Washington	338
Lake Panasoffkee, Sumter	336
Elkton, St. Johns	335
Kenneth City, Pinellas	333
Sebastian, Brevard	323
Malone, Jackson	322
Jennings, Hamilton	322
Melrose, Putnam	321
Reddick, Marion	321
Belleair, Pinellas	315
Eastpoint, Franklin	313
Anthony, Marion	312
San Antonio, Pasco	312
Laurel Hill, Okaloosa	312
Greenacres, Palm Beach	308
Geneva, Seminole	308
Morriston, Levy	308
Winter Park, Seminole	305
Valparaiso, Okaloosa	305
Westville, Holmes	304
Lehigh, Lee	298
O Brien, Suwannee	296
Greenwood, Jackson	287
Kindred, Osceola	287
Fern Park, Seminole	284
Ponce De Leon, Holmes	278
South Pasadena, Pinellas	270
University Of Central Fl, Orange	268
Eglin Air Force Base, Okaloosa	267
Weirsdale, Marion	264

# COVID-19: characteristics of 2,267,144 Florida resident cases

Data through May 22, 2021 verified as of May 23, 2021 at 09:25 AM

Data in this report are provisional and subject to change.

The table below includes the cities and counties of residence for cases in Florida residents based on the patient's ZIP Code.

Note that city is not always received as part of the initial notification and may be missing while the case is being investigated.

City and county	Cases
Poinciana, Polk	263
Inlet Beach, Walton	262
Islamorada, Monroe	260
Sanibel, Lee	260
Edgewood, Orange	252
Cutler Bay, Dade	251
Fountain, Bay	248
White Springs, Hamilton	246
Longboat Key, Manatee	246
Lee, Madison	245
Southport, Bay	243
Saint James City, Lee	238
Gretna, Gadsden	237
Madeira Beach, Pinellas	232
Howey-In-The-Hills, Lake	231
Astatula, Lake	230
Hosford, Liberty	230
Wellborn, Suwannee	227
Holt, Okaloosa	225
Lakewood Ranch, Manatee	225
Juno Beach, Palm Beach	223
Lake Helen, Volusia	222
Lauderdale By The Sea, Broward	221
Atlantis, Palm Beach	220
Babson Park, Polk	219
Holmes Beach, Manatee	216
Mcdavid, Escambia	215
Osteen, Volusia	213
Altoona, Lake	211
Micanopy, Alachua	210
Bay Harbor Islands, Dade	209
Center Hill, Sumter	201
Zellwood, Orange	200
Sopchoppy, Wakulla	199
Azalea Park, Orange	198
Alford, Jackson	194
Bokeelia, Lee	194
Mcalpin, Suwannee	193
The Villages, Lake	191
Missing, Lee	186
Hypoluxo, Palm Beach	186
Viera, Brevard	186
Golden Beach, Dade	185
Odessa, Pasco	184
The Villages, Marion	183
Pomona Park, Putnam	181
Rocky Point, Hillsborough	180
Mangonia Park, Palm Beach	180
Oak Hill, Volusia	176
Paisley, Lake	175
Summerland Key, Monroe	173
Ponce Inlet, Volusia	171
University Of Fl, Alachua	168
University Of Miami, Dade	167
Grant-Valkaria, Brevard	166
Lutz, Pasco	165
Caryville, Washington	163
Sumterville, Sumter	163
Hollister, Putnam	162



# COVID-19: characteristics of 2,267,144 Florida resident cases

Data through May 22, 2021 verified as of May 23, 2021 at 09:25 AM

Data in this report are provisional and subject to change.

The table below includes the cities and counties of residence for cases in Florida residents based on the patient's ZIP Code.

Note that city is not always received as part of the initial notification and may be missing while the case is being investigated.

City and county	Cases
Bay Lake, Orange	161
Lockhart, Orange	157
Citrus Springs, Citrus	156
Big Pine Key, Monroe	156
Christmas, Orange	153
Inglis, Levy	151
Hiawassee, Orange	151
Carrollwood, Hillsborough	150
Lady Lake, Sumter	149
San Mateo, Putnam	148
Missing, Pinellas	145
West Park, Broward	143
Missing, St. Johns	141
Clair-Mel City, Hillsborough	140
University Of Central Florida, Orange	139
Baldwin, Duval	137
Lake Hamilton, Polk	137
Buena Ventura Lakes, Osceola	136
Harmony, Osceola	136
Missing, Sumter	134
Cloud Lake, Palm Beach	134
Kendall, Dade	133
Hampton, Bradford	132
Apopka, Seminole	132
Clarksville, Calhoun	132
Placida, Charlotte	129
Steinhatchee, Taylor	127
City Of Sunrise, Broward	126
Matlacha, Lee	125
Seville, Volusia	125
Belleair Beach, Pinellas	124
Tierra Verde, Pinellas	121
Temple Terrace, Hillsborough	121
Sunny Isles Beach, Dade	120
Dania Beach, Broward	120
Lighthouse Point, Broward	120
Barry University, Dade	119
Astor, Lake	118
Saint Leo, Pasco	116
Callaway, Bay	116
Dinsmore, Duval	115
Panacea, Wakulla	115
Hurlburt Field, Okaloosa	114
Cedar Key, Levy	113
Bradenton Beach, Manatee	111
Florahome, Putnam	110
Canal Point, Palm Beach	108
Princeton, Dade	108
Brooker, Bradford	108
Florida Gulf Coast Univ, Lee	106
Lamont, Jefferson	106
Tyndall Air Force Base, Bay	106
Waldo, Alachua	105
Missing, Lake	104
Fruit Cove, St. Johns	103
Barefoot Bay, Brevard	102
Kathleen, Polk	101
University Of South Florida, Hillsborough	99
South Fort Myers, Lee	98

# COVID-19: characteristics of 2,267,144 Florida resident cases

Data through May 22, 2021 verified as of May 23, 2021 at 09:25 AM

Data in this report are provisional and subject to change.

The table below includes the cities and counties of residence for cases in Florida residents based on the patient's ZIP Code.

Note that city is not always received as part of the initial notification and may be missing while the case is being investigated.

City and county	Cases
Bascom, Jackson	97
Lorida, Highlands	97
Ocean Ridge, Palm Beach	96
Crystal Beach, Pinellas	94
Pinetta, Madison	93
Maitland, Seminole	92
Fort Denaud, Hendry	92
F M, Lee	89
Missing, St. Lucie	89
Saint Pete Beach, Pinellas	88
Yalaha, Lake	88
Missing, Marion	86
Boca Grande, Lee	84
Welaka, Putnam	82
Patrick Air Force Base, Brevard	81
Wekiwa Springs, Seminole	80
Eatonville, Orange	80
Palma Ceia, Hillsborough	76
North Venice, Sarasota	76
Campbellton, Jackson	75
Miami Springs, Dade	73
Cudjoe Key, Monroe	73
Avon Park, Polk	73
Anna Maria, Manatee	72
Missing, Duval	72
Reunion, Osceola	71
Ochopee, Collier	71
Missing, Palm Beach	69
Air Mail Facility, Dade	69
Georgetown, Putnam	69
Missing, Pasco	69
Northdale, Hillsborough	68
Stock Island, Monroe	68
Felda, Hendry	68
Greensboro, Gadsden	67
Destin, Walton	67
Treasure Island, Pinellas	64
North Redington Beach, Pinellas	64
Micco, Brevard	62
Mexico Beach, Bay	61
University Of Tampa, Hillsborough	61
Duette, Manatee	60
Bellview, Escambia	59
Bonita Beach, Lee	59
Highland City, Polk	59
Miami, Broward	58
Lake Suzy, Desoto	58
Walnut Hill, Escambia	58
Orlando, Seminole	58
Okahumpka, Lake	58
Singer Island, Palm Beach	57
Green Acres, Palm Beach	56
Ona, Hardee	56
Miromar Lakes, Lee	55
Enterprise, Volusia	54
Missing, Santa Rosa	54
Town N Country, Hillsborough	53
Naranja, Dade	53
Heathrow, Seminole	53

# COVID-19: characteristics of 2,267,144 Florida resident cases

Data through May 22, 2021 verified as of May 23, 2021 at 09:25 AM

Data in this report are provisional and subject to change.

The table below includes the cities and counties of residence for cases in Florida residents based on the patient's ZIP Code.

Note that city is not always received as part of the initial notification and may be missing while the case is being investigated.

City and county	Cases
Stetson University, Volusia	52
Orlando, Dade	52
Aloma, Orange	52
Salt Springs, Marion	51
Terra Ceia, Manatee	51
Waverly, Polk	51
Intercession City, Osceola	51
Palm Beach Shores, Palm Beach	51
Missing, Broward	49
Florida International Univ, Dade	49
Eaton Park, Polk	48
Bayonet Point, Pasco	48
Cinco Bayou, Okaloosa	47
Kenansville, Osceola	47
Florence Villa, Polk	47
Missing, Hillsborough	47
Ridge Manor, Pasco	46
Sugarloaf Key, Monroe	46
Village Wellington, Palm Beach	45
Key Colony Beach, Monroe	45
Ebro, Washington	45
Miami Shores, Dade	45
Sewalls Point, Martin	44
Missing, Seminole	44
Orlando, Osceola	44
Lacoochee, Pasco	43
Gulf Breeze, Escambia	43
Manalapan, Palm Beach	43
Bradley, Polk	43
North Bay Village, Dade	43
Bayshore Gardens, Manatee	42
Lakeshore, Polk	42
Village Of Wellington, Palm Beach	42
Poinciana, Osceola	41
Hialeah Gardens, Dade	41
Missing, Brevard	41
Cortez, Manatee	41
Florida A And M University, Leon	41
Pine Hills, Orange	40
Saint Johns, Duval	40
Bonaventure, Broward	40
Eloise, Polk	39
Pasadena, Pinellas	39
Univ Of FI Student Dorms, Alachua	39
Jupiter, Martin	39
Davenport, Osceola	39
Westlake, Palm Beach	39
Lealman, Pinellas	38
Bay Pines, Pinellas	38
Tice, Lee	38
Ponte Vedra, Duval	38
Highland Beach, Palm Beach	37
Venus, Highlands	37
Lulu, Columbia	37
Orlando, Volusia	37
Orlando, Broward	37
Homeland, Polk	36
Palm Shores, Brevard	35
Pine Castle, Orange	35

# COVID-19: characteristics of 2,267,144 Florida resident cases

Data through May 22, 2021 verified as of May 23, 2021 at 09:25 AM

Data in this report are provisional and subject to change.

The table below includes the cities and counties of residence for cases in Florida residents based on the patient's ZIP Code.

Note that city is not always received as part of the initial notification and may be missing while the case is being investigated.

City and county	Cases
Orlando, Polk	35
Hallandle Beach, Broward	34
Flemington, Marion	34
Siesta Key, Sarasota	34
Sydney, Hillsborough	34
City Of Westlake, Palm Beach	34
Little Torch Key, Monroe	33
Dowling Park, Suwannee	33
Indian Lake Estates, Polk	33
Mcintosh, Marion	32
Kinard, Calhoun	32
Bagdad, Santa Rosa	32
Wekiva Springs, Seminole	32
Alturas, Polk	32
Palmdale, Glades	31
South Palm Beach, Palm Beach	31
Westchase, Hillsborough	31
Nocatee, Desoto	31
Homosassa Springs, Citrus	31
Missing, Citrus	30
Saint Marks, Wakulla	30
Missing, Manatee	30
Penney Farms, Clay	30
Pembroke Park, Broward	30
Missing, Indian River	29
Archer, Levy	29
Hawthorne, Putnam	29
Chokoloskee, Collier	29
Bonita Springs, Collier	29
Horseshoe Beach, Dixie	28
Sparr, Marion	28
Caryville, Holmes	28
Tangerine, Orange	28
New Smyrna, Volusia	28
Balm, Hillsborough	27
Orange Lake, Marion	27
Florida State, Leon	27
Long Key, Monroe	27
Redington Shores, Pinellas	26
Loughman, Polk	26
Labelle, Glades	26
Paxton, Walton	26
Earleton, Alachua	26
Fort Lauderdale, Dade	26
Orlando, Hillsborough	26
Tioga, Alachua	25
Missing, Monroe	25
Missing, Escambia	25
Pensacola Beach, Santa Rosa	25
Yankeetown, Levy	25
South Miami Heights, Dade	25
Buckingham, Lee	25
La Crosse, Alachua	24
Bostwick, Putnam	24
Goulds, Dade	24
Santa Fe, Alachua	24
Union Park, Orange	24
Wabasso, Indian River	24
Boca Raton, Broward	24

# COVID-19: characteristics of 2,267,144 Florida resident cases

Data through May 22, 2021 verified as of May 23, 2021 at 09:25 AM

Data in this report are provisional and subject to change.

The table below includes the cities and counties of residence for cases in Florida residents based on the patient's ZIP Code.

Note that city is not always received as part of the initial notification and may be missing while the case is being investigated.

City and county	Cases
Champions Gate, Polk	23
Laud-By-The-Sea, Broward	23
Missing, Okaloosa	23
Ramrod Key, Monroe	22
Jensen Beach, St. Lucie	22
Mango, Hillsborough	22
Kissimmee, Orange	22
Florida Dept Of Corrections, Union	22
Fort Ogden, Desoto	22
Wausau, Washington	22
Plymouth, Orange	22
Citrus Ridge, Indian River	22
Crystal Springs, Pasco	22
Branford, Lafayette	22
Mexico Beach, Gulf	22
Florida International University, Dade	22
Sun City, Hillsborough	21
Perdido Key, Escambia	21
Everglades City, Collier	21
Bonifay, Washington	21
Golden Oak, Orange	21
Candler, Marion	21
Parker, Bay	21
Lake Como, Putnam	21
Missing, Collier	21
Lowell, Marion	20
Brooksville, Pasco	20
Trenton, Levy	20
Hollywood, Dade	20
Indian River Shores, Indian River	20
Goodland, Collier	20
Florida State Univ Admin, Leon	20
Nalcrest, Polk	20
High Springs, Gilchrist	19
Maxville, Duval	19
Webster, Hernando	19
Gulf Stream, Palm Beach	19
Babcock Ranch, Lee	19
Johns Pass Village, Pinellas	19
Lake Buena Vista, Orange	19
Orlando, Palm Beach	19
Wildlight, Nassau	19
Otter Creek, Levy	18
Forest City, Orange	18
Hialeah, Broward	18
Trilby, Pasco	18
West Panama City Beach, Bay	18
Belleair Bluffs, Pinellas	18
Hillsboro Beach, Broward	18
Nichols, Polk	18
Mount Dora, Orange	18
Babcock Ranch, Charlotte	18
Lakewood Ranch, Sarasota	18
Tallevast, Manatee	18
Shady Hills, Pasco	17
Hutchinson Island, St. Lucie	17
Missing, Bay	17
Missing, Martin	17
Braden River, Manatee	17

# COVID-19: characteristics of 2,267,144 Florida resident cases

Data through May 22, 2021 verified as of May 23, 2021 at 09:25 AM

Data in this report are provisional and subject to change.

The table below includes the cities and counties of residence for cases in Florida residents based on the patient's ZIP Code.

Note that city is not always received as part of the initial notification and may be missing while the case is being investigated.

City and county	Cases
Miami Gardens, Broward	17
Lake Monroe, Seminole	17
Graceville, Holmes	17
Daytona Beach Shores, Volusia	17
Deer Island, Lake	17
Wewahitchka, Calhoun	16
Winter Garden, Lake	16
Lake City, Suwannee	16
Woodville, Leon	16
Watersound, Walton	16
Miami, Unknown	16
Eau Gallie, Brevard	16
Graham, Bradford	16
Suwannee, Dixie	16
Gulf Hammock, Levy	16
Hernando Beach, Hernando	16
White Springs, Columbia	16
Indian Creek Village, Dade	15
Dade City, Hernando	15
Village Of Palmetto Bay, Dade	15
Saint Lucie West, St. Lucie	15
Orlando, Lake	15
Orlando, Pinellas	15
Murdock, Charlotte	14
Choctaw Beach, Okaloosa	14
Wahneta, Polk	14
Durant, Hillsborough	14
Laurel Hill, Walton	14
Virginia Gardens, Dade	14
Kingsley Lake, Bradford	14
Copeland, Collier	14
Los Angeles, Dade	14
Gonzalez, Escambia	13
Steinhatchee, Dixie	13
Umatilla, Marion	13
Mount Plymouth, Lake	13
Holder, Citrus	13
Elfers, Pasco	13
Roseland, Indian River	13
Grandin, Putnam	13
Missing, Sarasota	13
Long Boat Key, Manatee	13
Orlando, Brevard	13
Saint George Island, Franklin	13
Unknown, Dade	13
Alys Beach, Bay	13
Fort Charlotte, Charlotte	13
Gibsonia, Polk	12
East Lake, Marion	12
Redington Beach, Pinellas	12
Goldenrod, Seminole	12
Captiva, Lee	12
Leisure City, Dade	12
Citrus Hills, Citrus	12
Fanning Springs, Gilchrist	12
Missing, Putnam	12
Naples, Lee	12
Missing, Nassau	12
Pensacola Beach, Escambia	12



# COVID-19: characteristics of 2,267,144 Florida resident cases

Data through May 22, 2021 verified as of May 23, 2021 at 09:25 AM

Data in this report are provisional and subject to change.

The table below includes the cities and counties of residence for cases in Florida residents based on the patient's ZIP Code.

Note that city is not always received as part of the initial notification and may be missing while the case is being investigated.

City and county	Cases
Rosemary Beach, Walton	12
Cypress, Jackson	11
Greenville, Taylor	11
Day, Lafayette	11
Deerfield Beach, Palm Beach	11
Missing, Polk	11
University Park, Manatee	11
Sea Ranch Lakes, Broward	11
Telogia, Liberty	10
Missing, Taylor	10
Barberville, Volusia	10
Innovation, Pasco	10
Saint Augustine Beach, St. Johns	10
Worthington Springs, Union	10
Seacrest, Walton	10
Briny Breezes, Palm Beach	10
Basinger, Okeechobee	10
East Rockland Key, Monroe	10
Perrine, Dade	10
Orlando, Leon	10
Orlando, Duval	10
Haines Creek, Lake	10
Forest City, Seminole	10
Ozona, Pinellas	10
Rubonia, Manatee	10
Ybor City, Hillsborough	9
Lloyd, Jefferson	9
Lamont, Madison	9
Keystone Heights, Bradford	9
Saint Augustine, Duval	9
West Delray Beach, Palm Beach	9
Grant Valkaria, Brevard	9
High Springs, Columbia	9
Nobleton, Hernando	9
Pine Ridge, Citrus	9
Beverly Beach, Flagler	9
Putnam Hall, Putnam	9
Fairfield, Marion	9
Ferndale, Lake	9
Missing, Jackson	9
Cottdale, Washington	9
Scottsmoor, Brevard	9
Palma Sola, Manatee	9
Missing, Clay	8
Jerome, Collier	8
Ridge Manor Estates, Sumter	8
Ponce De Leon, Walton	8
Indian Shores, Pinellas	8
Cross Creek, Alachua	8
Quail Heights, Dade	8
Palm City, St. Lucie	8
Seybold, Dade	8
White City, Gulf	8
Anastasia Island, St. Johns	8
Salem, Taylor	8
Oneco, Manatee	8
Orange Springs, Marion	8
Weirsdale, Lake	8
Evinston, Alachua	8

# COVID-19: characteristics of 2,267,144 Florida resident cases

Data through May 22, 2021 verified as of May 23, 2021 at 09:25 AM

Data in this report are provisional and subject to change.

The table below includes the cities and counties of residence for cases in Florida residents based on the patient's ZIP Code.

Note that city is not always received as part of the initial notification and may be missing while the case is being investigated.

City and county	Cases
Inglis, Citrus	7
Fernandina, Nassau	7
Missing, Flagler	7
Orange Park, Duval	7
Port Saint John, Brevard	7
Clarcona, Orange	7
Orlando, Pasco	7
Longboat Key, Sarasota	7
Morriston, Marion	7
Duck Key, Monroe	7
Switzerland, St. Johns	7
Maitland, Volusia	7
Aripeka, Pasco	7
Deland, Lake	7
Valkaria, Brevard	7
Orlando, Alachua	7
River Ranch, Polk	7
Niceville, Walton	7
Okeechobee, Glades	7
Missing, Walton	7
Labelle, Lee	7
Missing, Highlands	6
Port Salerno, Martin	6
Winter Park, Polk	6
Winderemere, Orange	6
Lake Worth, Broward	6
Maitland, Hillsborough	6
Grove City, Charlotte	6
Coco River, Collier	6
Eglin, Okaloosa	6
Bruce, Holmes	6
Punta Gorda, Lee	6
Holt, Santa Rosa	6
Inlet Beach, Bay	6
Missing, Leon	6
Missing, Hernando	6
Orlando, Flagler	6
Orlando, Marion	6
Oklawaha, Marion	6
Shady Grove, Taylor	6
Sunny Hills, Washington	6
Dearborn, Dade	6
Cape Haze, Charlotte	6
Miramar, Dade	6
Missing, Osceola	6
Newberry, Gilchrist	6
San Carlos Park, Lee	6
Glenwood, Volusia	6
Miccosukee, Leon	6
Orchid, Indian River	6
Point Washington, Walton	6
Mayport Naval Station, Duval	6
Lake Butler, Bradford	6
Maitland, Osceola	6
Missing, Unknown	6
Bradenton, Sarasota	6
Ocoee, Lake	6
Okeechobee, Martin	5
Orlando, Manatee	5

# COVID-19: characteristics of 2,267,144 Florida resident cases

Data through May 22, 2021 verified as of May 23, 2021 at 09:25 AM

Data in this report are provisional and subject to change.

The table below includes the cities and counties of residence for cases in Florida residents based on the patient's ZIP Code.

Note that city is not always received as part of the initial notification and may be missing while the case is being investigated.

City and county	Cases
Pompano Beach, Palm Beach	5
Passport, Unknown	5
Wakulla Springs, Wakulla	5
Cypress Gardens, Polk	5
Island Grove, Alachua	5
Jonesville, Alachua	5
Missing, Alachua	5
Bonnie, Dade	5
Alys Beach, Walton	5
Delray Beach, Broward	5
Seacrest, Bay	5
Williston, Marion	5
North Fort Myers, Charlotte	5
Okeechobee, Osceola	5
Fort Lauderdale, Palm Beach	5
Jacksonville Naval Air Station, Duval	5
Bayou George, Bay	5
Boynton Beach, Broward	5
Milton, Escambia	5
Jacksonville, Clay	5
Greenville, Jefferson	5
Mayport, Duval	5
Clermont, Polk	5
Pass, Unknown	5
Stuart, St. Lucie	5
Lake Geneva, Clay	5
Miami, Palm Beach	5
Ebro, Bay	5
Highland Park, Polk	5
Los Angeles, Broward	5
Westchester, Dade	5
Melrose, Bradford	5
Mid Florida, Seminole	5
Ocean Breeze, Martin	5
Missing, Columbia	5
Lake Harbor, Palm Beach	4
Glen Ridge, Palm Beach	4
Coconut Creek, Palm Beach	4
Orem, Palm Beach	4
Jacksonville, Dade	4
Arcadia, Hillsborough	4
Live Oak, Madison	4
Loxahatchee Groves, Palm Beach	4
West Bradenton, Manatee	4
Marina Del Rey, Dade	4
Branford, Gilchrist	4
Champions Gate, Osceola	4
Clewiston, Palm Beach	4
Conch Key, Monroe	4
Melrose, Clay	4
Sharpes, Brevard	4
Sugarloaf, Monroe	4
Wacissa, Jefferson	4
Lamont, Taylor	4
Lazy Lake, Broward	4
Sandestin, Walton	4
Pompano Beach, Dade	4
El Jobean, Charlotte	4
Bella Collina, Lake	4

# COVID-19: characteristics of 2,267,144 Florida resident cases

Data through May 22, 2021 verified as of May 23, 2021 at 09:25 AM

Data in this report are provisional and subject to change.

The table below includes the cities and counties of residence for cases in Florida residents based on the patient's ZIP Code.

Note that city is not always received as part of the initial notification and may be missing while the case is being investigated.

City and county	Cases
Marathon Shores, Monroe	4
Hinsdale, Manatee	4
International Service Center, Dade	4
Indian Rock Beach, Pinellas	4
Cape San Blas, Gulf	4
Bowling Green, Polk	4
Plantation Key, Monroe	4
North Miami Beach, Broward	4
Monticello, Madison	3
Samoset, Manatee	3
Vernon, Bay	3
Apopka, Lake	3
Crestview, Walton	3
Cross Key, Monroe	3
Fernandina Beach, Duval	3
Fpo, Duval	3
Green Cove Springs, Duval	3
Mayport Naval Housing, Duval	3
Julington Creek, St. Johns	3
Jupiter Island, Martin	3
Kathleen, Pasco	3
Marco Island, Lee	3
Mims, Volusia	3
Miami Beach, Unknown	3
Missing, Washington	3
Ocean Reef Club, Monroe	3
Alford, Washington	3
Altamonte Springs, Orange	3
Port St. Lucie, St. Lucie	3
Orlando, Escambia	3
Pass-A-Grille, Pinellas	3
Winter Park, Volusia	3
Vero Beach, St. Lucie	3
Land O Lakes, Hillsborough	3
Lady Lake, Marion	3
Milligan, Okaloosa	3
Jacksonville , Duval	3
Homeless, Hillsborough	3
Ft Pierce, St. Lucie	3
Brooklyn, Broward	3
Westville, Walton	3
Orlo Vista, Orange	3
Pembroke Lakes, Broward	3
Sorrento, Orange	3
Stuart, Palm Beach	3
University Of Central Fl, Hillsborough	3
Jacksonville, Alachua	3
Marina Del Rey, Broward	3
Coraopolis, Citrus	3
Chicago, Lee	3
Bristol, Calhoun	3
Aventura, Broward	3
Miami Shores, Broward	3
Pineland, Lee	3
Tampa Palms, Hillsborough	3
Tampa, Pinellas	3
Tarpon Springs, Pasco	3
Winter Garden, Seminole	3
Clermont, Orange	3

# COVID-19: characteristics of 2,267,144 Florida resident cases

Data through May 22, 2021 verified as of May 23, 2021 at 09:25 AM

Data in this report are provisional and subject to change.

The table below includes the cities and counties of residence for cases in Florida residents based on the patient's ZIP Code.

Note that city is not always received as part of the initial notification and may be missing while the case is being investigated.

City and county	Cases
Ludlam, Dade	3
Laurel, Sarasota	3
West Palm Beach, Broward	3
Wildwood, Marion	3
Village Of Golf, Palm Beach	3
Saint Augusaintine Beach, St. Johns	3
Port Saint Lucie, Martin	3
Palm Coast, Volusia	3
Saint Petersburg, Hillsborough	3
Opa Locka, Broward	3
Loxahatchee, Broward	3
Lynbrook, Broward	3
Miami, Orange	3
Lake City, Duval	3
Lakeland, Hillsborough	3
Immokalee, Lee	3
Hallandale Beach, Dade	3
Bradington, Manatee	3
Blountstown, Liberty	3
Inverness, Polk	3
Pass, Dade	3
Vero Beach, Brevard	3
Pp, Dade	3
Woodside, Broward	3
Wimauma, Manatee	3
Brewton, Escambia	3
Apopka, Broward	3
Lanark Village, Franklin	3
Maitland, Polk	3
Maitland, Lake	2
Killarney, Orange	2
Jan Phyl Village, Polk	2
Hialeah Lakes, Dade	2
Hialeah, Orange	2
Moore Haven, Hendry	2
Naples, Broward	2
Cassadaga, Volusia	2
Fort Walton Beach, Walton	2
Duke Field Air Force Station, Okaloosa	2
Dunnellon, Levy	2
University Of Central Florida, Palm Beach	2
University Of Central Florida, Pinellas	2
Yalhala, Lake	2
Pp, Unknown	2
Provo, Broward	2
Pensacola, Santa Rosa	2
Ridge Manor, Hernando	2
Sumatra, Liberty	2
West Point, Lee	2
University Of Central Florida, Broward	2
Saint Teresa, Wakulla	2
Orlando, Okaloosa	2
North Miami, Broward	2
Miamt, Dade	2
Maitland, Pasco	2
Knoxville, Escambia	2
Homeless, Dade	2
Florida Power & Light Co, Dade	2
Amelia City, Nassau	2

# COVID-19: characteristics of 2,267,144 Florida resident cases

Data through May 22, 2021 verified as of May 23, 2021 at 09:25 AM

Data in this report are provisional and subject to change.

The table below includes the cities and counties of residence for cases in Florida residents based on the patient's ZIP Code.

Note that city is not always received as part of the initial notification and may be missing while the case is being investigated.

City and county	Cases
Alligator Point, Wakulla	2
Casselberry, Orange	2
Chipley, Jackson	2
Blountstown, Jackson	2
Alligator Point, Franklin	2
Crawfordville, Leon	2
Eatonville, Lake	2
Lawtey, Union	2
Lehigh Acres, Dade	2
Miami, Hillsborough	2
Lutz, Pinellas	2
Los Angeles, Okaloosa	2
Louisville, Manatee	2
Orange City, Seminole	2
None, Dade	2
Navarre, Okaloosa	2
Mount Pleasant, Gadsden	2
Phoenix, Lake	2
Seven Springs, Pasco	2
Upper Key Largo, Monroe	2
University Of Central Florida, Brevard	2
West Villages, Sarasota	2
Zellwood, Lake	2
Lecanto, Marion	2
Lake Helen, Orange	2
Maitland, Leon	2
Melrose, Alachua	2
Fort Pierce, Martin	2
Fort Myers, Collier	2
Doctors Inlet, Clay	2
Bronx, Seminole	2
Bonifay, Jackson	2
Bonnie, Duval	2
Bonnie, Sarasota	2
West Palm Beach, Dade	2
Weston, Dade	2
Winter Park, Leon	2
Orlando, Charlotte	2
Palm Springs North, Dade	2
Redland, Dade	2
St John, Broward	2
Olustee, Baker	2
Orlando, Santa Rosa	2
Dfafs, Okaloosa	2
Longview, Dade	2
Jacksonville Naval Hospital, Duval	2
Hosford, Calhoun	2
Yeehaw, Okeechobee	2
Tampa, Hernando	2
Noma, Holmes	2
Sebring, Desoto	2
Saint Lucie Village, St. Lucie	2
Ormond Beach, Flagler	2
Pembroke Pines, Dade	2
Northport, Sarasota	2
Sutton, Pasco	2
Saint Marys, Nassau	2
Port Saint Lucie, Palm Beach	2
Red Bay, Holmes	2



# COVID-19: characteristics of 2,267,144 Florida resident cases

Data through May 22, 2021 verified as of May 23, 2021 at 09:25 AM

Data in this report are provisional and subject to change.

The table below includes the cities and counties of residence for cases in Florida residents based on the patient's ZIP Code.

Note that city is not always received as part of the initial notification and may be missing while the case is being investigated.

City and county	Cases
Woodstock, Lee	2
Windermere, Lake	2
West Lafayette, Broward	2
Tequesta, Martin	2
Town Of Nocatee, St. Johns	2
Bay Harbor Islands, Unknown	2
Alachua, Duval	2
Carl Fisher, Dade	2
Cross City, Taylor	2
Fort Lauderdale, Alachua	2
Inwood, Broward	2
Jupiter, Dade	2
Micanopy, Marion	2
Tampa, Duval	2
Venice, Dade	2
Winter Springs, Orange	2
Windermere, Hillsborough	2
Pompano Beach, Osceola	2
Port Charlotte, Lee	2
Sand Lake, Orange	2
Swansea, Lee	2
Union, Manatee	2
University Of Central Fl, Seminole	2
At Large, Broward	2
Boys Ranch, Suwannee	2
Eatonville, Polk	2
Okeechobee, Highlands	2
New Port Richey, Hillsborough	2
Miami, Martin	2
Long Beach, Orange	2
Labelle, Collier	2
Jena, Taylor	2
Fort Pierce, Brevard	2
Marysville, Dade	2
Lake Clarke Shores, Palm Beach	2
Fl State Univ Student, Leon	2
Defuniak Springs, Okaloosa	2
Cibolo, Orange	2
Claysville, Hernando	2
Crescent Beach, Sarasota	2
Callahan, Duval	2
Tampa, Broward	2
Tarpon Springs, Hillsborough	2
South Miami, Broward	2
Port Canaveral, Brevard	2
Monument, Broward	2
Orlando, St. Lucie	2
Orlando, Walton	1
Oviedo, Lake	1
Orlando, St. Johns	1
Ocala, Duval	1
Orem, Dade	1
Orlando, Citrus	1
Orlando, Collier	1
Orlando, Hernando	1
Morrisville, Palm Beach	1
Myrtle Beach, Broward	1
Nashville, Palm Beach	1
North Brunswick, St. Lucie	1

# COVID-19: characteristics of 2,267,144 Florida resident cases

Data through May 22, 2021 verified as of May 23, 2021 at 09:25 AM

Data in this report are provisional and subject to change.

The table below includes the cities and counties of residence for cases in Florida residents based on the patient's ZIP Code.

Note that city is not always received as part of the initial notification and may be missing while the case is being investigated.

City and county	Cases
North Grafton, Dade	1
Notrealville, Polk	1
Rye, Palm Beach	1
Saint Petersburg, Bay	1
St Cloud, Orange	1
St Helena Is, Dade	1
Statenville, Suwannee	1
Plantation, Leon	1
Pooler, Broward	1
Pensacola, Dade	1
Panomo City, Bay	1
Parrish, Sarasota	1
Ridgewood, Lee	1
Roayl Palm Beach, Palm Beach	1
Roseville, Broward	1
Punta Gorda, Sarasota	1
Putnam, Putnam	1
Tinley Park, Manatee	1
Twentynine Palms, Broward	1
Waukesha, Volusia	1
Unknown, Manatee	1
Vernon, Walton	1
Whippany, Volusia	1
Xifamk, Dade	1
Wilmington, Charlotte	1
Windermere, Alachua	1
Winfield, Hillsborough	1
Winter Garden, Unknown	1
Winter Park, Brevard	1
Buffalo, Dade	1
Canton, Duval	1
Brunswick, Polk	1
Bryceville, Duval	1
Bradentom, Manatee	1
Bradenton, Lee	1
Boca Raton, Dade	1
Boca Raton, Madison	1
Bogota, Unknown	1
Bal Harbour, Broward	1
Atlanta, Walton	1
Attalla, Broward	1
Auburn, Palm Beach	1
Autaugaville, Broward	1
Apopka, Volusia	1
Alachua, Suwannee	1
Alafaya, Broward	1
Alafaya, Pinellas	1
Crestview, Broward	1
Clearwater, Leon	1
Charlotte, Alachua	1
Crystal River, Marion	1
Dalecity, Okaloosa	1
Daytona Beach, Orange	1
Deerfield Beach, Polk	1
Dona Vista, Lake	1
East Setauket, Palm Beach	1
El Dorado, Palm Beach	1
Fayetteville, Broward	1
Fellsmere, Brevard	1

# COVID-19: characteristics of 2,267,144 Florida resident cases

Data through May 22, 2021 verified as of May 23, 2021 at 09:25 AM

Data in this report are provisional and subject to change.

The table below includes the cities and counties of residence for cases in Florida residents based on the patient's ZIP Code.

Note that city is not always received as part of the initial notification and may be missing while the case is being investigated.

City and county	Cases
Florida City, Unknown	1
Fort Lauderdale, Collier	1
Fort Myers, Alachua	1
Fleming Island, Duval	1
Glen Saint Mary, Duval	1
Golf, Palm Beach	1
Gainesville, Levy	1
Greensboro, Leon	1
Great Neck, Dade	1
Jacksonville, Baker	1
Jacksonville, Marion	1
Jupiter Inlet, Palm Beach	1
Holiday, Hillsborough	1
Immokalee, Walton	1
Lake Forest, Collier	1
Key West, Palm Beach	1
Kilgore, Dade	1
Land O Lakes, Unknown	1
Lawton, Okaloosa	1
Levittown, Palm Beach	1
Lima, Manatee	1
Lima, Volusia	1
Macclenny, Dixie	1
Madison, Jefferson	1
Maitland, Collier	1
Merrick, Palm Beach	1
Metter, Manatee	1
Miami, Osceola	1
Miamiardens, Unknown	1
Miamksaohes, Dade	1
Mokena, Lee	1
Indianapolis, Lee	1
Jupiter, Pinellas	1
Kansas City, Palm Beach	1
Los Angeles, Orange	1
Maitland, Palm Beach	1
Lake In The Hills, Broward	1
Litchfield Park, Monroe	1
Littleton, St. Johns	1
Milford, Bay	1
Milford, Unknown	1
Marianna, Leon	1
Marianna, Washington	1
Mary Esther, Hillsborough	1
Melbourne, Volusia	1
Mattoon, Lee	1
Newaygo, Charlotte	1
North Port, Charlotte	1
Opa Locka, Orange	1
Na, Dade	1
Naples, Unknown	1
New Canaan, Dade	1
Eureka, Flagler	1
Evansville, Citrus	1
Denton, Broward	1
Destin, Bay	1
Dpo, Dade	1
Crescent City, Marion	1
Commerce Township, Manatee	1

# COVID-19: characteristics of 2,267,144 Florida resident cases

Data through May 22, 2021 verified as of May 23, 2021 at 09:25 AM

Data in this report are provisional and subject to change.

The table below includes the cities and counties of residence for cases in Florida residents based on the patient's ZIP Code.

Note that city is not always received as part of the initial notification and may be missing while the case is being investigated.

City and county	Cases
Crawfordville, Alachua	1
Fort Lauderdale, Lee	1
Fort Myers, Polk	1
Fort Worth, Broward	1
Franklin, Orange	1
Frostproof, Highlands	1
Gainesville, Palm Beach	1
Gainesville, Santa Rosa	1
Glens Falls, Broward	1
Gwynn Oak, Polk	1
Brewster, Palm Beach	1
Brownsville, Escambia	1
Bryant, Palm Beach	1
Bonnie, St. Johns	1
Clearwater, Hillsborough	1
Coal City, Pasco	1
Celebration, Orange	1
Chicago, Broward	1
Austin, Dade	1
Apo, Collier	1
Big Torch Key, Monroe	1
Black, Holmes	1
Boca Raton, Lee	1
8852 Teacher Ln, Pasco	1
Addison, Pasco	1
Apopka, Citrus	1
Apopka, Hillsborough	1
Arabi, Orange	1
Unknown, Duval	1
Upland, Manatee	1
Valrico, Polk	1
Tampa, Citrus	1
Temple, Palm Beach	1
Surfside Beach, Orange	1
Sun City Center, Lee	1
Saint Charles, Orange	1
Saint Petersburg, Duval	1
Saint Petersburg, Manatee	1
St Peterburg, Orange	1
Staten Island, Broward	1
Stiamk, Dade	1
Summerdale, Escambia	1
Scottsdale, Brevard	1
Scottsdale, Palm Beach	1
Pittsburgh, Alachua	1
Playa Del Rey, Palm Beach	1
Plymouth, Pasco	1
Port Saint Lucie, Marion	1
Roswell, Bay	1
Royal Palm, Palm Beach	1
Ruskin, Dade	1
Ruskin, Manatee	1
Saginaw, Broward	1
Pensacola Naval Hospital, Escambia	1
Oviedo, Orange	1
Pace, Escambia	1
Painted Post, Pasco	1
Palatka, Marion	1
Winnetka, Dade	1

# COVID-19: characteristics of 2,267,144 Florida resident cases

Data through May 22, 2021 verified as of May 23, 2021 at 09:25 AM

Data in this report are provisional and subject to change.

The table below includes the cities and counties of residence for cases in Florida residents based on the patient's ZIP Code.

Note that city is not always received as part of the initial notification and may be missing while the case is being investigated.

City and county	Cases
Winter Garden, Osceola	1
Winter Haven, Leon	1
Winter Haven, Osceola	1
Winter Park, Duval	1
Winter Park, Palm Beach	1
Winter Springs, Polk	1
Youngstown, Washington	1
West Hollywood, Broward	1
Wakefield, Broward	1
Waverly, Duval	1
Wabasha, Clay	1
Wekiwa Springs, Orange	1
Wildwood, Lee	1
Willington, Lee	1
Milford, Lee	1
Mckinney, Broward	1
Miamc, Dade	1
Matawan, Palm Beach	1
Missing, Levy	1
Missing, Okeechobee	1
Monroe Township, Palm Beach	1
Monroe, Lee	1
Moore Haven, Okeechobee	1
Lake Butler, Alachua	1
Ldhl, Broward	1
Las Vegas, Palm Beach	1
Longwood, Volusia	1
Leesburg, Seminole	1
Lincoln, St. Lucie	1
Little Neck, Lee	1
Jupiter, St. Lucie	1
Kenilworth, Leon	1
Irvine, Marion	1
Istachatta, Hernando	1
Jacksonville, Orange	1
Jefferson, Dade	1
Jonesboro, Leon	1
Key West, Duval	1
Kingsland, Nassau	1
Knoxville, Bay	1
Homeless, Monroe	1
Homeless, Pinellas	1
Howell, Dade	1
Hudson, Hernando	1
Hoclywsod, Dade	1
Holiday, Pinellas	1
Intrcsion Cty, Osceola	1
Inverness, Marion	1
Indian Rocks Beach, Duval	1
Indiantown, Palm Beach	1
Inglewood, Sarasota	1
Fort Lauderdale, Leon	1
Fort Myers, Sarasota	1
Fort Pierce, Palm Beach	1
Fort White, Clay	1
Erie, Monroe	1
Fisher Island, Unknown	1
Dayton, Lake	1
Daytona Beach, Pinellas	1

# COVID-19: characteristics of 2,267,144 Florida resident cases

Data through May 22, 2021 verified as of May 23, 2021 at 09:25 AM

Data in this report are provisional and subject to change.

The table below includes the cities and counties of residence for cases in Florida residents based on the patient's ZIP Code.

Note that city is not always received as part of the initial notification and may be missing while the case is being investigated.

City and county	Cases
East Palatka, Hillsborough	1
Eastpoint, Leon	1
Deltona, Seminole	1
Downingtown, Broward	1
Downingtown, Hillsborough	1
Dpo, Santa Rosa	1
Garden City, Alachua	1
Gaylord, Orange	1
Goodrich, Charlotte	1
Gotcha, Orange	1
Greensburg, Palm Beach	1
Harpers Ferry, Palm Beach	1
Haines City, Osceola	1
Hernando, Marion	1
Hialeah, Collier	1
Helen, Bay	1
Dallas, Hernando	1
Dearborn, Broward	1
Deer Park, Dade	1
Deerfield, Dade	1
Deland, Seminole	1
Carmel, Orange	1
Cedar Springs, Hernando	1
Caracas, Dade	1
Alpharetta, Broward	1
O, Manatee	1
Acworth, Okaloosa	1
Apopka, Clay	1
Asheville, Highlands	1
Astoria, Broward	1
Atmore, Escambia	1
Bartow, Hardee	1
Bel Air, Collier	1
Berryton, Palm Beach	1
Brooklyn, Dade	1
Brooklyn, Lee	1
Bonnie, Broward	1
Boston, Broward	1
Troy, Manatee	1
Unkn, Duval	1
Venetian Islands, Dade	1
Topsham, Manatee	1
Sunbright, Palm Beach	1
West Yarmouth, St. Lucie	1
West Aplm Beach, Palm Beach	1
Waipahu, Santa Rosa	1
Ward, Polk	1
Wellborn, Columbia	1
Winter Garden, Duval	1
Woodbine, Nassau	1
Yulee, St. Johns	1
Zephyrhills, Hillsborough	1
Rileyville, Flagler	1
Prattville, Hillsborough	1
Prestonsburg, Bay	1
Quincy, Jackson	1
Rapid City, Broward	1
Saint Petersburg, Polk	1
Saint Joseph, Volusia	1



# COVID-19: characteristics of 2,267,144 Florida resident cases

Data through May 22, 2021 verified as of May 23, 2021 at 09:25 AM

Data in this report are provisional and subject to change.

The table below includes the cities and counties of residence for cases in Florida residents based on the patient's ZIP Code.

Note that city is not always received as part of the initial notification and may be missing while the case is being investigated.

City and county	Cases
Russellville, Bay	1
Sagamore Beach, Charlotte	1
Saint Augustine, Broward	1
Saint Cloud, Palm Beach	1
Sweetwater, Manatee	1
Syracuse, Polk	1
Tallahassee, Dade	1
Tamarac, Dade	1
Tavares, Orange	1
Suitland, Volusia	1
San Antonio, Orange	1
Seminole, Leon	1
Shirley, Flagler	1
Oakland, Lee	1
Oldsmar, Hillsborough	1
Olean, Alachua	1
North Palm Beach, Orange	1
Myakka City, Sarasota	1
New Middletown, Hillsborough	1
New Port Richey, Pinellas	1
Newberry, Marion	1
Newtown, Lake	1
Petersburg, Manatee	1
Piasa, Putnam	1
Palmetto, Pasco	1
Parma, Manatee	1
Pass-A-Grille Beach, Pinellas	1
Other, Dade	1
Palmetto Bay, Palm Beach	1
Pembroke Pines, Orange	1
Pensacola, Sumter	1
Paducah, Manatee	1
Perth Amboy, Hillsborough	1
Port Orange, Brevard	1
Powell, Lee	1
Randolph, Orange	1
Rivera Beach, Palm Beach	1
Oldsrav, Manatee	1
Orlando, Jackson	1
Orlando, Lee	1
Ocala, Citrus	1
Ocoee, Unknown	1
Odessa, Dade	1
Newberry, Levy	1
New Vernon, Palm Beach	1
Saint Petersburg, Charlotte	1
Saint Augustine, Flagler	1
Seffenner, Hillsborough	1
Seminole, Lee	1
Sanford, Orange	1
South Hempstead, Alachua	1
Sunrtise, Dade	1
Tallahassee, Madison	1
Tallahassee, Pinellas	1
Stratford, Broward	1
Toms River, Lee	1
Tourist, Dade	1
White Plains, Broward	1
Whites Creek, Leon	1

# COVID-19: characteristics of 2,267,144 Florida resident cases

Data through May 22, 2021 verified as of May 23, 2021 at 09:25 AM

Data in this report are provisional and subject to change.

The table below includes the cities and counties of residence for cases in Florida residents based on the patient's ZIP Code.

Note that city is not always received as part of the initial notification and may be missing while the case is being investigated.

City and county	Cases
Windermere, Volusia	1
Wtixrat, Dade	1
University Of Central Florida, Lee	1
Unk, Duval	1
Trenton, Dixie	1
Watersound, Bay	1
Wauchula, Desoto	1
Ventura, Orange	1
Vero Beach, Unknown	1
Hudson, Pinellas	1
Indian Rock Beach, Palm Beach	1
Hoosick Falls, Broward	1
Interlachen, Duval	1
Kaclsonville, Duval	1
Kechi, Orange	1
Fort Myers, Broward	1
Floral, Okaloosa	1
Forestville, Volusia	1
Gainesville, Okaloosa	1
Hialeahgardens, Dade	1
Hiram, Leon	1
Greenbrier, Bay	1
Greenville, Palm Beach	1
Groveland, Orange	1
Longwood, Broward	1
Lucedale, St. Lucie	1
Mayaguez, Dade	1
Macclenny, Duval	1
Mantua, Broward	1
Kure Beach, Monroe	1
Lakeland, Palm Beach	1
Jacksonville, Nassau	1
Leesburg, Broward	1
Mexico, Orange	1
Missing, Gilchrist	1
Miami Gardens, Unknown	1
Middletown, Osceola	1
Nantucket, Palm Beach	1
Monroe, Hillsborough	1
Dover, Lee	1
Davenport, Lake	1
Dayton, Citrus	1
Dayton, Orange	1
Dearborn Heights, Hillsborough	1
Edgewood, Broward	1
Elkton, Putnam	1
Cincinnati, Dade	1
Chesterfield, Broward	1
Carteret, Polk	1
Connellsville, Highlands	1
Armstrong, St. Johns	1
Atl, Brevard	1
Alva, Escambia	1
Andalusia, Escambia	1
Arcadia, Highlands	1
Baker, Santa Rosa	1
Belleville, Palm Beach	1
Belmont, Santa Rosa	1
Blountstown, Broward	1

# COVID-19: characteristics of 2,267,144 Florida resident cases

Data through May 22, 2021 verified as of May 23, 2021 at 09:25 AM

Data in this report are provisional and subject to change.

The table below includes the cities and counties of residence for cases in Florida residents based on the patient's ZIP Code.

Note that city is not always received as part of the initial notification and may be missing while the case is being investigated.

City and county	Cases
Bronson, Alachua	1
Brooker, Alachua	1
Brandon, Pinellas	1
Bradenton, Clay	1
Bonita, Lee	1
Bocaraten, Palm Beach	1
Palm Coast, Duval	1
Orlando, Union	1
Ovido, Seminole	1
Oxford, Palm Beach	1
Opalocka, Dade	1
North Canton, Palm Beach	1
Oakland, Leon	1
Ocala, Alachua	1
Okeechobee, St. Lucie	1
Miami, Collier	1
Miami, St. Lucie	1
Marshall, Palm Beach	1
New Richmond, Volusia	1
Steinhatchee, Madison	1
Spring Park, Alachua	1
South Burlington, Orange	1
Sarasota, Charlotte	1
Sarasota, Hillsborough	1
Shannon, Collier	1
Soddy Daisy, Broward	1
Soldotna, Broward	1
Saint Cloud, Lee	1
Saint Johns, Orange	1
San Antonio, Sarasota	1
Sanford, Volusia	1
Rio Dell, Volusia	1
Rochelle, Volusia	1
Port Saint Lucie, Orange	1
Princeton, Alachua	1
Provincetown, Collier	1
Panama City, Walton	1
Perry, Leon	1
Perth Amboy, Monroe	1
Winter Park, Osceola	1
Wood River, Polk	1
Worcester, Palm Beach	1
Wheaton, Lee	1
Wilmington, Broward	1
Wesley Chapel, Alachua	1
Umatilla, Alachua	1
University Of Central Florida, Monroe	1
Tampa, Volusia	1
Tangerine, Seminole	1
Tamarac, Seminole	1
Virginia Beach, Hernando	1
Waco, Broward	1
Washington, Broward	1
Tewksbury, Orange	1
Toms River, Dade	1
Winter Park, Alachua	1
Bronx, Broward	1
Carol Stream, Orange	1
Castleberry, Escambia	1

# COVID-19: characteristics of 2,267,144 Florida resident cases

Data through May 22, 2021 verified as of May 23, 2021 at 09:25 AM

Data in this report are provisional and subject to change.

The table below includes the cities and counties of residence for cases in Florida residents based on the patient's ZIP Code.

Note that city is not always received as part of the initial notification and may be missing while the case is being investigated.

City and county	Cases
Buffalo, Palm Beach	1
Bryant, Alachua	1
Alanson, Bay	1
Aollywoss, Dade	1
Apo, Pasco	1
Apopka, Flagler	1
Belleair, Hillsborough	1
Bohealia, Lee	1
Blowing Rock, Polk	1
Dorchester, Orange	1
Estero, Collier	1
Fanning Springs, Levy	1
Felton, Manatee	1
Deland, Polk	1
Cumberland, Palm Beach	1
Dade City, Hillsborough	1
Dallas, Lee	1
De Leon Springs, Putnam	1
Dearborn, Lee	1
Clear Brook, Lee	1
Charlotte, Pasco	1
Crestview, Holmes	1
College Station, Lake	1
Columbus, Brevard	1
Cookeville, Seminole	1
Cooksville, Duval	1
Coral Gable, Dade	1
Fort Myers, Dade	1
Floral, Escambia	1
Gainesville, Baker	1
Gilmer, Dade	1
Grassy Key, Monroe	1
Haledon, Dade	1
Jacksonville, Manatee	1
Jamaica, Broward	1
Kingsland, Duval	1
Kissimmee, Brevard	1
Haverford, Hillsborough	1
Herrin, Orange	1
Jersey City, Polk	1
Miamf, Dade	1
Miami G, Dade	1
Marianna, Calhoun	1
Los Angeles, Palm Beach	1
Lyndhurst, Broward	1
Magnolia Square, Osceola	1
Maitland, Alachua	1
Labelle, Dade	1
Lake In The Hills, Columbia	1
Lake Placid, Alachua	1
Lake Worth Beach, Broward	1
Lemoyne, Manatee	1
Lawrence Township, Palm Beach	1
Lander, Citrus	1
Las Vegas, Orange	1
Zolfo Springs, Polk	1
Westbrook, Dade	1
Wichita, Volusia	1
Winder Garden, Orange	1

# COVID-19: characteristics of 2,267,144 Florida resident cases

Data through May 22, 2021 verified as of May 23, 2021 at 09:25 AM

Data in this report are provisional and subject to change.

The table below includes the cities and counties of residence for cases in Florida residents based on the patient's ZIP Code.

Note that city is not always received as part of the initial notification and may be missing while the case is being investigated.

City and county	Cases
Windermere, Leon	1
Windermere, Osceola	1
Windermere, Seminole	1
Winter Garden, Broward	1
Wells, Polk	1
Winter Garden, Pinellas	1
Yukon, Broward	1
Winter Park, Broward	1
Tulsa, Orange	1
Sun City Center, Hardee	1
Tiffin, Highlands	1
Washington, Unknown	1
Shelton, Manatee	1
Sodus, Charlotte	1
Tallahassee, Duval	1
Tampa, Palm Beach	1
Tavares, Marion	1
Temple Terrace, Pasco	1
Spring Hill , Hernando	1
Spring Hill, Dade	1
Starke, Clay	1
Stone Mountain, Palm Beach	1
Plantation, Orange	1
Pompano Beach, Martin	1
Potomac, Palm Beach	1
Port Everglades, Broward	1
Parker, Dade	1
Parker, Leon	1
Palm Coast, Polk	1
Orlando, Columbia	1
Orlando, Indian River	1
Pacifica, Dade	1
Saint Petersburg, St. Lucie	1
Sandford, Seminole	1
Sarasota, Flagler	1
Saxis, Lee	1
Schenectady, Polk	1
Sebastian, St. Lucie	1
Sebring, Lee	1
Rye, Duval	1
Rex, Duval	1
Navarre, Dade	1
New Orleans, Palm Beach	1
Newark, Broward	1
Newburgh, Bay	1
Orange Park , Duval	1
Orem, Broward	1
Orlando, Sarasota	1
Orlando, Unknown	1
Oviedo, Brevard	1
Old Town, Alachua	1
Omaha, Palm Beach	1
Ona, Manatee	1
Ocoee, Osceola	1
Okeechobee, Broward	1
North Pole, Seminole	1
North Port, Lee	1
Littleton, Dade	1
Los Angeles, Hardee	1

# COVID-19: characteristics of 2,267,144 Florida resident cases

Data through May 22, 2021 verified as of May 23, 2021 at 09:25 AM

Data in this report are provisional and subject to change.

The table below includes the cities and counties of residence for cases in Florida residents based on the patient's ZIP Code.

Note that city is not always received as part of the initial notification and may be missing while the case is being investigated.

City and county	Cases
Macdill Air Force Base, Hillsborough	1
Manchester, Okaloosa	1
Margate, Dade	1
Marshall, Dade	1
Medford, Palm Beach	1
Miami, Manatee	1
Miami Beach, Broward	1
Middlesburg, Duval	1
Lewisburg, Pasco	1
Leesburg, Marion	1
Lake City, Hamilton	1
La Grange, Dade	1
Harrison, Pinellas	1
Holly Ridge, Orange	1
Homeless, Polk	1
Homosassa, Hernando	1
Homosassa, Citrus	1
Jerusalem, St. Johns	1
Foley, Escambia	1
Granada Hills, Broward	1
Guilford, Dade	1
Fort Myers, Manatee	1
Fort Myers-, Lee	1
Gainesville, Duval	1
Cuttler Bay, Dade	1
Cypress, Leon	1
Deland, St. Lucie	1
Deltona, Orange	1
Davenport, Orange	1
Daytona Beach, Unknown	1
East Hampton, Palm Beach	1
Altoona, Marion	1
Argyle, Walton	1
Athens, Duval	1
Bogota, Orange	1
Bal Harbor, Dade	1
Bridgeport, Dade	1
Bronx, Palm Beach	1
Bradenton, Dade	1
Bradenton, Osceola	1
Cambridge, Broward	1
Clermont, Seminole	1
Clermont, Volusia	1
Clewiston, Glades	1
Coconut Creek, Dade	1
Columbus, Dade	1
Conway, Leon	1
Coventry, Broward	1
Conifer, Lee	1
Clarksboro, Lee	1
Chipley, Holmes	1
Celebration, Palm Beach	1
Chattanooga, Dade	1
Elbow Lake, Palm Beach	1
Dunellen, Dade	1
Eatonville, Seminole	1
Diamond, Highlands	1
Doral, Broward	1
Cutler Bay, Broward	1



# COVID-19: characteristics of 2,267,144 Florida resident cases

Data through May 22, 2021 verified as of May 23, 2021 at 09:25 AM

Data in this report are provisional and subject to change.

The table below includes the cities and counties of residence for cases in Florida residents based on the patient's ZIP Code.

Note that city is not always received as part of the initial notification and may be missing while the case is being investigated.

City and county	Cases
Dale City, Dade	1
Daniel Island, Bay	1
Boston, Dade	1
Brewster, Volusia	1
Bryn Mawr, Palm Beach	1
Burkeville, Brevard	1
Camden Wyoming, Duval	1
Boca Raton,, Palm Beach	1
Bear Grass, Palm Beach	1
Azalea Park, Osceola	1
Altamonte, Orange	1
Alva, Collier	1
Amelia Village, Nassau	1
Allentown, Putnam	1
Apple Creek, Citrus	1
Barefoot Beach, Lee	1
Battle Creek, Manatee	1
Avon, Manatee	1
Aventura, Osceola	1
Fortwalton Beach, Okaloosa	1
Garland, Orange	1
Fort Denaud, Glades	1
Fort Meyers, Lee	1
FI State Lot, Leon	1
Flamingo Lodge, Dade	1
Fairless Hills, Broward	1
Everett, Dade	1
Homer, Escambia	1
Hialeah, Unknown	1
Hickory, Lee	1
Havana, Leon	1
Hersey, Pinellas	1
Lake Mary, Lake	1
Jeffersonville, Broward	1
Longwood, Orange	1
Lansdale, Lake	1
Lapeer, Manatee	1
Lehigh Cares, Lee	1
Live Oak, Columbia	1
Loganville, Orange	1
Miami, Charlotte	1
Miamii, Dade	1
Middleburg, Duval	1
Midland, Osceola	1
Missing, Hamilton	1
Missing, Wakulla	1
Monterey, Broward	1
Mumford, Manatee	1
N/A, Duval	1
Naples, Alachua	1
Newtown, Dade	1
Opa Locka, Polk	1
Orem, Sarasota	1
Ocean City, Broward	1
Old Town, Gilchrist	1
San Antonio, Dade	1
Russellville, Hillsborough	1
Saint Augustine, Okaloosa	1
Sanford, Palm Beach	1

# COVID-19: characteristics of 2,267,144 Florida resident cases

Data through May 22, 2021 verified as of May 23, 2021 at 09:25 AM

Data in this report are provisional and subject to change.

The table below includes the cities and counties of residence for cases in Florida residents based on the patient's ZIP Code.

Note that city is not always received as part of the initial notification and may be missing while the case is being investigated.

City and county	Cases
Sebastian, Lake	1
Ridgewood, Broward	1
Riverview, Manatee	1
Rochester, Broward	1
Roseland, Palm Beach	1
Republic, Monroe	1
Richmond, Palm Beach	1
Pompano Beach, Alachua	1
Oviedo, Leon	1
Porter Ranch, Dade	1
Raiford, Bradford	1
Ponte Vedra Beach, Orange	1
Port Orange , Volusia	1
Port Saint Lucie, Indian River	1
Youngstown, Calhoun	1
Yulee, Duval	1
Windermere, Okaloosa	1
Winter Garden, Hillsborough	1
Woodland Hills, Brevard	1
Wesley Chapel, Hillsborough	1
Village Of Palm Springs, Palm Beach	1
Virginia Beach, Alachua	1
Wayne, Palm Beach	1
Webster, Pasco	1
Wekiva Springs, Orange	1
Westerville, Hillsborough	1
Wilton Manors, Dade	1
Wilbur By The Sea, Volusia	1
Willowbrook, Lee	1
Wilmington, Pasco	1
Tower Lakes, Lee	1
Union City, Bradford	1
University Of Central Fl, Pasco	1
Steinhatchee, Alachua	1
Tallahassee, Wakulla	1
Tampa, Escambia	1
Tampa, Manatee	1
Tangerine, Lake	1
Summerville, Dade	1
Tallahassee, Escambia	1
Stockbridge, Leon	1
Sullivans Island, Dade	1
Tinley Park, Lee	1
University Of Central Fl, Dade	1
Telluride, Lee	1
Tampa, Lee	1
Tampa, Polk	1
Riverview, Pinellas	1
Rochester, Lee	1
Rosemary Beach, Bay	1
Saint Cloud, Orange	1
Saint Petersburg, Dade	1
San Juan, Osceola	1
San Pedro Sula, Dade	1
Sandy, Duval	1
Sevierville, Dade	1
South Otselic, Dade	1
Southampton, Palm Beach	1
Plant City, Hendry	1

# COVID-19: characteristics of 2,267,144 Florida resident cases

Data through May 22, 2021 verified as of May 23, 2021 at 09:25 AM

Data in this report are provisional and subject to change.

The table below includes the cities and counties of residence for cases in Florida residents based on the patient's ZIP Code.

Note that city is not always received as part of the initial notification and may be missing while the case is being investigated.

City and county	Cases
Plant City, Pinellas	1
Richmond Heights, Dade	1
Ponce, Orange	1
Port Saint Lucie, Duval	1
Pound Ridge, Leon	1
Orlando, Highlands	1
Orem, Nassau	1
Olando, Orange	1
Parlin, Broward	1
Wellington, Broward	1
West Lafayette, Desoto	1
West Simsbury, Collier	1
Windermere, Polk	1
Winter Park, Lake	1
Wayne, Dade	1
Winter, Pinellas	1
Downers Grove, St. Lucie	1
Export, Palm Beach	1
Fort Myers, Lake	1
Felda, Palm Beach	1
Flagler Beach, Volusia	1
Flora, Lee	1
Fruitland Park, Sumter	1
Gainesville, Marion	1
Gastonia, Polk	1
Fresno, Pasco	1
Green, Clay	1
Greensburg, Orange	1
Greenville, Monroe	1
Groveland, Broward	1
Gulf Shores, Escambia	1
Clearwater, Highlands	1
Columbia, Orange	1
Coral Gables, Unknown	1
Crestview, Dade	1
Dade City, Polk	1
Darien, Pasco	1
Delrey Beach, Palm Beach	1
Arcadia, Charlotte	1
Aspen, Palm Beach	1
Atl, Broward	1
Atlanta, Broward	1
Aurburndale, Polk	1
Aventura, Unknown	1
Azalea Park, Sarasota	1
Biscayne Park, Broward	1
Alpharetta, Alachua	1
Apalachicola, Leon	1
Brooksville, Columbia	1
Bryn Mawr, Collier	1
Canfield, Duval	1
Naugatuck, Lee	1
Myakka, Duval	1
Newport Beach, Palm Beach	1
North Adams, Manatee	1
North Little Rock, Palm Beach	1
Northville, Broward	1
Ocala, Indian River	1
Ocoee, Broward	1

# COVID-19: characteristics of 2,267,144 Florida resident cases

Data through May 22, 2021 verified as of May 23, 2021 at 09:25 AM

Data in this report are provisional and subject to change.

The table below includes the cities and counties of residence for cases in Florida residents based on the patient's ZIP Code.

Note that city is not always received as part of the initial notification and may be missing while the case is being investigated.

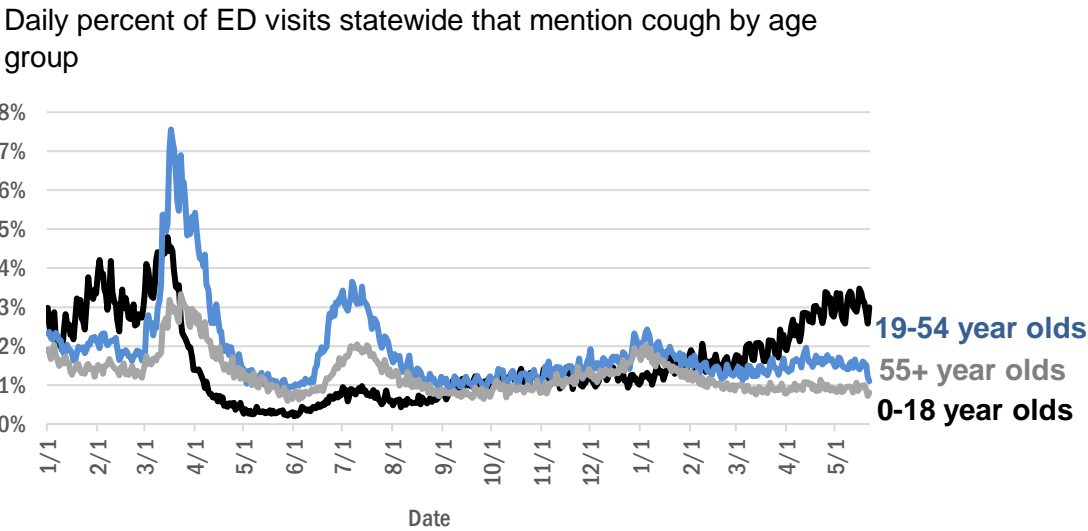
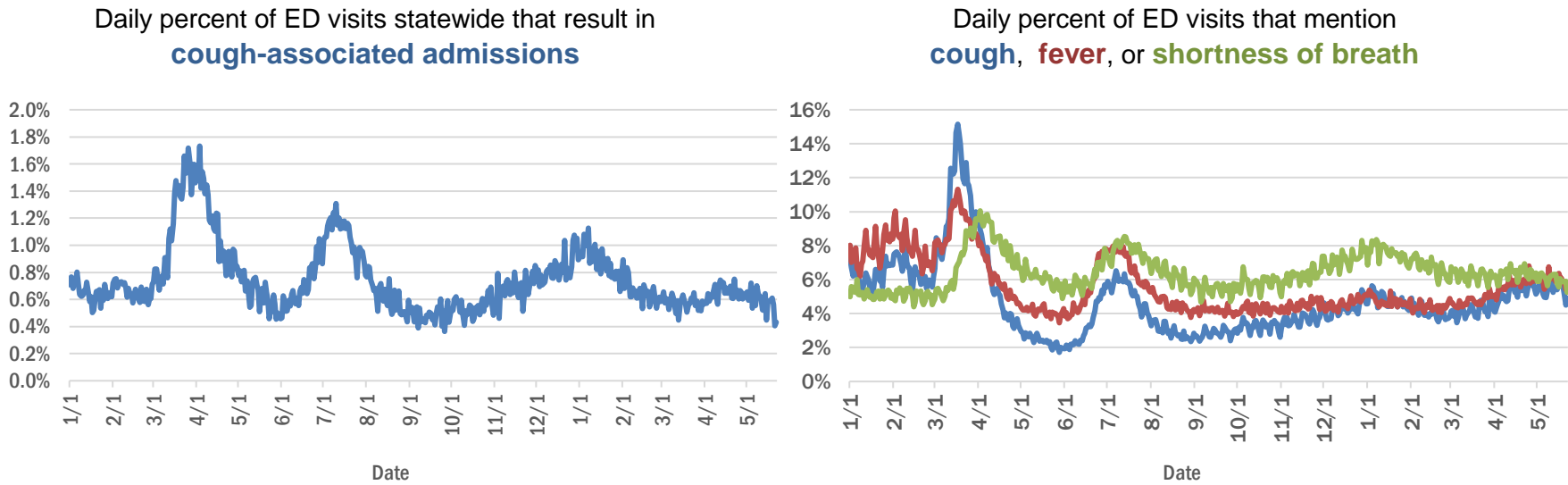
City and county	Cases
Ocoee, Polk	1
New Vernon, Sarasota	1
New York, Broward	1
Missing, Hendry	1
Missing, Baker	1
Milford, Palm Beach	1
Minneapolis, Broward	1
Hilliard, Dade	1
Hollywood, Leon	1
Homestead, Monroe	1
Humble, Broward	1
Harrison, Dade	1
Havanna, Gadsden	1
Jacksonville, Flagler	1
Jacksonville, Palm Beach	1
Johns Island, Wakulla	1
Knoxville, Duval	1
Lake City, Volusia	1
Matlacha Island, Lee	1
Melbourne, Dade	1
Melbourne, Orange	1
Miami Beach, Palm Beach	1
Miami Granders, Dade	1
Los Angeles, Polk	1
Lakeland, Pasco	1
<b>Total</b>	<b>2,267,144</b>

# COVID-19: additional surveillance information

Data through May 22, 2021 verified as of May 23, 2021 at 09:25 AM

Data in this report are provisional and subject to change.

## Statewide emergency department (ED) chief complaint and admission data



The Electronic Surveillance System for the Early Notification of Community-Based Epidemics (ESSENCE-FL) includes chief complaint data from 211 of 211 Florida EDs. Data are transmitted electronically to ESSENCE-FL daily or hourly.

# COVID-19: testing by laboratory

Data through May 22, 2021 verified as of May 23, 2021 at 09:25 AM

Data in this report are provisional and subject to change.

The numbers in the table below represent the number of Florida and non-Florida residents for whom test results were received by the Department of Health. A person can be tested by more than one laboratory and can have both positive and negative results. **Therefore, the sum of the numbers in each column will be larger than the total number of people tested.**

Reporting lab	Inconclusive	Negative	Positive	Percent positive	Total
CURATIVE LABS	16,871	1,880,740	290,480	13%	2,188,091
LABORATORY CORPORATION OF AMERICA	2,690	1,739,988	234,556	12%	1,977,234
QUEST DIAGNOSTICS	12,588	1,456,515	212,110	13%	1,681,213
BIO REFERENCE LABORATORIES, INC	7,571	1,003,514	192,222	16%	1,203,307
HELIX	11,210	811,510	138,584	14%	961,304
REALTOX LABS LLC	7,100	636,006	104,286	14%	747,392
NOMI_HEALTH	3,905	646,813	85,646	12%	736,364
RCA LABORATORY SERVICES, LLC/GENETWORX		529,490	58,187	10%	587,677
PALM BEACH BALLPARK		441,708	49,114	10%	490,822
PWNHEALTH	2,542	373,955	50,219	12%	426,716
GENETWORX	661	390,596	33,005	8%	424,262
CDR MAGUIRE - HEALTH CARE CENTER		338,620	51,564	13%	390,184
IMPACT HEALTH BIOMETRIC TESTING, INC	1,058	244,395	29,120	11%	274,573
BPHL-JACKSONVILLE	18	211,080	35,981	15%	247,079
EAST FLORIDA STATE COLLEGE - BREVARD		212,886	26,986	11%	239,872
ADVENTHEALTH LAB	99	201,801	25,587	11%	227,487
BPHL-MIAMI	225	185,869	29,681	14%	215,775
FULGENT DIAGNOSTICS LABORATORY	4,256	186,169	21,388	10%	211,813
NOMI HEALTH LAB SERVICES		172,682	20,013	10%	192,695
MAKO GENOMICS	8,275	147,386	27,144	15%	182,805
AEGIS SCIENCES CORPORATION	1,533	154,320	23,333	13%	179,186
BAYCARE LABORATORIES LLC	701	156,435	12,847	8%	169,983
CB SMITH PARK		150,114	18,793	11%	168,907
MAYO CLINIC LABORATORIES	348	148,622	18,137	11%	167,107
MEMORIAL REGIONAL HOSPITAL SOUTH	31	133,028	26,217	16%	159,276
ORLANDO HEALTH SYSTEM	687	143,852	14,323	9%	158,862
ELABNETWORK	1,059	140,163	12,045	8%	153,267
ASCENSION SACRED HEART HOSPITAL - PENSACOLA	2	119,917	18,241	13%	138,160
BIOCOLLECTIONS WORLDWIDE, INC	782	123,247	14,018	10%	138,047
AKESOGEN		109,898	21,007	16%	130,905
TESTING MATTERS INC	1,549	107,221	20,184	16%	128,954
NORTHWEST LABORATORY	247	121,170	6,479	5%	127,896
BPHL-TAMPA (SPECTRUM BLVD)	46	100,187	18,398	16%	118,631
TAMPA GENERAL HOSPITAL	4	106,562	10,066	9%	116,632
UF HEALTH MEDICAL LAB	33	106,504	9,935	9%	116,472
ADVENT HEALTH LAB	112	101,258	13,955	12%	115,325
MEDICAL DIAGNOSTIC LABORATORIES	977	98,621	14,224	12%	113,822
BAPTIST HEALTH SOUTH FLORIDA	402	94,278	13,703	13%	108,383
DIATHERIX LABORATORIES (VRL EUROFINS)	1	93,324	13,652	13%	106,977
KORVALABS, INC	1,286	92,830	4,758	5%	98,874
SUNPATH MEDICAL DIAGNOSTICS LABORATORY	850	81,147	12,499	13%	94,496
LAKELAND REGIONAL MEDICAL CENTER	329	79,135	10,145	11%	89,609
JACKSON MEMORIAL HOSPITAL CLINICAL LAB	79	76,135	12,705	14%	88,919
ASCENSION ST VINCENT'S - RIVERSIDE	2	77,954	10,818	12%	88,774
SOUTH MIAMI HOSPITAL LAB	483	77,186	10,474	12%	88,143
MINUTECLINIC LLC		75,355	12,050	14%	87,405
INGENIOUS PERSONALIZED MEDICINE	301	68,560	13,337	16%	82,198



# COVID-19: testing by laboratory

Data through May 22, 2021 verified as of May 23, 2021 at 09:25 AM

Data in this report are provisional and subject to change.

The numbers in the table below represent the number of Florida and non-Florida residents for whom test results were received by the Department of Health. A person can be tested by more than one laboratory and can have both positive and negative results. **Therefore, the sum of the numbers in each column will be larger than the total number of people tested.**

Reporting lab	Inconclusive	Negative	Positive	Percent positive	Total
UF HEALTH SHANDS HOSPITAL	556	70,330	4,964	7%	75,850
AMERICAN HEALTH ASSOCIATES	9	68,547	5,547	7%	74,103
APPLIED INGENUITY DIAGNOSTICS LLC		68,530	3,493	5%	72,023
AIT LABORATORIES		57,072	6,967	11%	64,039
BAPTIST HEALTH - JACKSONVILLE	4	58,800	4,308	7%	63,112
GENESIS REFERENCE LABORATORIES		56,099	5,568	9%	61,667
AMELIA EARHART		52,759	8,495	14%	61,254
ADVENTIST HEALTH SYSTEMS SUNBELT INC DBA		52,918	6,894	12%	59,812
SARASOTA MEMORIAL HOSPITAL MAIN LAB	12	53,078	4,288	7%	57,378
NICKLAUS CHILDREN'S HOSPITAL	75	50,709	6,058	11%	56,842
BROWARD GENERAL MEDICAL CENTER-CLINICAL LAB	2	50,349	5,361	10%	55,712
TALLAHASSEE MEMORIAL HOSPITAL	242	48,968	5,719	10%	54,929
ARUP LABORATORIES	16	50,120	2,926	6%	53,062
FLORIDA HOSPITAL - TAMPA	37	48,730	3,720	7%	52,487
MEDFAST URGENT CARE CENTERS, LLC	20	45,332	6,722	13%	52,074
DWIC OF TAMPA BAY INC		44,201	6,007	12%	50,208
INTEGRATED REGIONAL LABORATORIES LLP	16	43,131	5,956	12%	49,103
UNIVERSITY OF MIAMI HOSPITAL	170	42,222	4,074	9%	46,466
LEE HEALTH - CAPE CORAL HOSPITAL	3	40,058	6,241	13%	46,302
MILLENNIUM PHYSICIAN GROUP	17	38,552	7,556	16%	46,125
VIRACOR EUROFINS		36,111	9,851	21%	45,962
UF HEALTH JACKSONVILLE	62	40,263	4,451	10%	44,776
ECCO LAB GROUP CO	547	37,482	4,827	11%	42,856
MOUNT SINAI MEDICAL CENTER	18	36,443	3,753	9%	40,214
NORTH FLORIDA REGIONAL MEDICAL CENTER		35,779	3,837	10%	39,616
ST JOSEPHS HOSPITAL LABORATORY	23	35,269	4,306	11%	39,598
NIGHT LITE PEDIATRIC CENTER LLC		35,439	3,616	9%	39,055
BRANDON REGIONAL HOSPITAL		33,949	4,335	11%	38,284
GENESIS MEDICAL LABORATORY	479	31,341	5,343	14%	37,163
STS LAB 2 LLC	6	35,238	1,911	5%	37,155
ORANGE COUNTY CONVENTION CENTER		33,330	3,724	10%	37,054
WALGREENS	38	30,585	5,621	16%	36,244
MIAMI DADE COUNTY		32,091	3,527	10%	35,618
JUPITER MEDICAL CENTER LAB	88	32,043	3,025	9%	35,156
JFK MEDICAL CENTER LAB	1	30,664	3,766	11%	34,431
HOLY CROSS HOSPITAL CLINICAL LAB	1	31,070	2,806	8%	33,877
PALMETTO GENERAL HOSPITAL LAB	3	28,353	5,265	16%	33,621
WATSON CLINIC LLP		26,381	6,129	19%	32,510
AVENTUS BIO LABS	17	27,702	3,690	12%	31,409
CLEVELAND CLINIC TRADITION HOSPITAL		28,257	2,314	8%	30,571
CLEVELAND CLINIC HOSPITAL LAB	4	26,788	2,728	9%	29,520
INFINITY BIOLOGIX LLC (GINKO BIOWORKS)	118	27,300	1,259	4%	28,677
MALABAR MEDICAL WALK IN CLINIC	1	23,879	4,664	16%	28,544
HEALTHLINK DIAGNOSTIC LABORATORIES	303	25,482	2,507	9%	28,292

# COVID-19: testing by laboratory

Data through May 22, 2021 verified as of May 23, 2021 at 09:25 AM

Data in this report are provisional and subject to change.

The numbers in the table below represent the number of Florida and non-Florida residents for whom test results were received by the Department of Health. A person can be tested by more than one laboratory and can have both positive and negative results. **Therefore, the sum of the numbers in each column will be larger than the total number of people tested.**

Reporting lab	Inconclusive	Negative	Positive	Percent positive	Total
MIAMI BEACH CONVENTION CENTER		26,105	2,111	7%	<b>28,216</b>
MORTON PLANT HOSPITAL-ADLER INSTITUTE	26	24,394	2,936	11%	<b>27,356</b>
ACCESS DX LABORATORY	234	24,800	2,165	8%	<b>27,199</b>
LAB DIAGNOSTICS LLC	410	20,314	5,409	21%	<b>26,133</b>
SAINT MARY'S MEDICAL CENTER	27	23,512	2,534	10%	<b>26,073</b>
UNITED CLINICAL LABORATORY LLC	3	23,001	2,818	11%	<b>25,822</b>
DRS CLACK SPENCER WHITE & MCCORMACK PA D/B/A		22,722	2,191	9%	<b>24,913</b>
BAYFRONT HEALTH - ST PETERSBURG	17	22,121	2,733	11%	<b>24,871</b>
PANCARE OF FLORIDA INC		21,404	2,575	11%	<b>23,979</b>
VISTA CLINICAL DIAGNOSTICS	495	20,103	2,288	10%	<b>22,886</b>
STATLAB_MOBILE	1	20,547	2,064	9%	<b>22,612</b>
NAPLES COMMUNITY HOSPITAL	76	20,112	2,084	9%	<b>22,272</b>
HOMESTEAD HOSPITAL CLINICAL LABORATORY	27	18,400	3,716	17%	<b>22,143</b>
PATIENTS FIRST LAKE ELLA MEDICAL CENTER PA		18,726	3,347	15%	<b>22,073</b>
CLARITY LAB SOLUTIONS	119	19,636	2,216	10%	<b>21,971</b>
LAWNWOOD REGIONAL MEDICAL CENTER	1	19,372	2,547	12%	<b>21,920</b>
LEESBURG REGIONAL MEDICAL CENTER		19,300	2,581	12%	<b>21,881</b>
SYNERGY DIAGNOSTIC LABORATORY	98	18,956	2,531	12%	<b>21,585</b>
NORTHWEST MEDICAL CENTER	1	18,959	2,516	12%	<b>21,476</b>
OSCEOLA REGIONAL MEDICAL CENTER	1	18,788	2,539	12%	<b>21,328</b>
MEMORIAL HOSPITAL JACKSONVILLE	8	17,982	2,948	14%	<b>20,938</b>
ADVENT HEALTH - DAYTONA BEACH	32	18,890	1,818	9%	<b>20,740</b>
LABS ASAP LLC		18,847	1,714	8%	<b>20,561</b>
EXACT SCIENCES LABORATORIES	1	18,177	2,309	11%	<b>20,487</b>
ORANGE PARK MEDICAL CENTER	9	17,299	2,936	15%	<b>20,244</b>
BETHESDA HOSPITAL EAST		18,368	1,740	9%	<b>20,108</b>
OAK HILL HOSPITAL		17,810	2,117	11%	<b>19,927</b>
DELRAY MEDICAL CENTER LAB	3	17,710	1,855	9%	<b>19,568</b>
MEMORIAL REGIONAL HOSPITAL CLINICAL LABORATORY	11	18,239	1,183	6%	<b>19,433</b>
MEDRITE MEDICAL CARE, PC	6,840	11,413	1,075	6%	<b>19,328</b>
NEMOURS CHILDRENS HOSPITAL	1	17,913	1,112	6%	<b>19,026</b>
INDIAN RIVER PATHOLOGY LLC		17,632	1,357	7%	<b>18,989</b>
BAPTIST HEALTH - SOUTH		17,592	1,377	7%	<b>18,969</b>
WEST KENDALL BAPTIST HOSPITAL	14	15,522	3,367	18%	<b>18,903</b>
ADVENTHEALTH CENTRA CARE LAKE BUENA VISTA		16,207	2,214	12%	<b>18,421</b>
LARGO MEDICAL CENTER		16,206	1,891	10%	<b>18,097</b>
WINTER HAVEN HOSPITAL CLINICAL LABORATORY	4	15,179	2,663	15%	<b>17,846</b>
MEDICAL CENTER OF TRINITY CLINICAL LABORATORY	2	15,927	1,759	10%	<b>17,688</b>
MOLECULAR INFECTIOUS DISEASES	677	16,240	747	4%	<b>17,664</b>
PALMS WEST HOSPITAL LAB	2	15,385	2,234	13%	<b>17,621</b>
HEALTH CENTER AT SINAI RESIDENCES		16,924	506	3%	<b>17,430</b>
NATIONWIDE LABORATORY SERVICES INC	570	14,786	1,913	11%	<b>17,269</b>
BIOCERNA LABS	461	14,582	2,112	12%	<b>17,155</b>
ACCESS MEDICAL LABORATORIES	4	8,765	8,336	49%	<b>17,105</b>
THE HEALTHCARE DISTRICT OF PALM BEACH COUNTY	51	14,633	2,063	12%	<b>16,747</b>

# COVID-19: testing by laboratory

Data through May 22, 2021 verified as of May 23, 2021 at 09:25 AM

Data in this report are provisional and subject to change.

The numbers in the table below represent the number of Florida and non-Florida residents for whom test results were received by the Department of Health. A person can be tested by more than one laboratory and can have both positive and negative results. **Therefore, the sum of the numbers in each column will be larger than the total number of people tested.**

Reporting lab	Inconclusive	Negative	Positive	Percent positive	Total
MERCY HOSPITAL A CAMPUS OF PLANTATION GEN HOSP LAB	1	14,335	2,407	14%	<b>16,743</b>
FULGENT DIAGNOSTICS	172	15,555	1,009	6%	<b>16,736</b>
UHEALTH CORAL GABLES/LENNAR MED CTR	55	15,570	1,108	7%	<b>16,733</b>
LEE DAVIS COMMUNITY RESOURCE CENTER		14,334	2,368	14%	<b>16,702</b>
LEE HEALTH - LEE MEMORIAL HOSPITAL		12,850	3,852	23%	<b>16,702</b>
BAPTIST HEALTHCARE - BAPTIST HOSPITAL	6	13,292	3,360	20%	<b>16,658</b>
WESTSIDE REGIONAL MED CTR	2	14,114	2,323	14%	<b>16,439</b>
WEST FLORIDA HOSPITAL LAB	2	13,198	3,234	20%	<b>16,434</b>
GOOD SAMARITAN MEDICAL CENTER LAB	2	14,341	2,008	12%	<b>16,351</b>
REGIONAL MEDCIAL CENTER BAYONET POINT	2	15,005	1,312	8%	<b>16,319</b>
WELLINGTON REGIONAL MED CTR LAB	6	14,468	1,798	11%	<b>16,272</b>
PRIVA PATH LABS	83	15,140	1,026	6%	<b>16,249</b>
THE VILLAGES REGIONAL HOSPITAL		14,156	1,467	9%	<b>15,623</b>
GULF COAST MEDICAL CENTER MICROLAB		12,297	3,230	21%	<b>15,527</b>
AVENTURA HOSPITAL LAB		12,660	2,764	18%	<b>15,424</b>
CORAL GABLES HOSPITAL CLINICAL LABORATORY		13,102	2,163	14%	<b>15,265</b>
CARDIOPATH	84	13,183	1,933	13%	<b>15,200</b>
CAPITAL REGIONAL MEDICAL CTR		12,385	2,601	17%	<b>14,986</b>
BAPTIST HEALTH SOUTH FLORIDA - WEST KENDALL URGENT CARE		12,470	2,404	16%	<b>14,874</b>
PRECISION HEALTH RESOURCES LLC		13,798	967	7%	<b>14,765</b>
NONA SCIENTIFIC	5	11,556	3,194	22%	<b>14,755</b>
BLAKE MEDICAL CENTER		13,033	1,684	11%	<b>14,717</b>
WEST BOCA MEDICAL CENTER LAB		13,653	1,035	7%	<b>14,688</b>
INDIAN RIVER MEDICAL CENTER LAB		13,669	852	6%	<b>14,521</b>
LEE HEALTH - HEALTH PARK MEDICAL CENTER		12,288	2,213	15%	<b>14,501</b>
HALIFAX MEDICAL CENTER LAB	40	12,360	2,096	14%	<b>14,496</b>
MANATEE MEMORIAL HOSPITAL		13,157	1,192	8%	<b>14,349</b>
FAU		12,946	1,161	8%	<b>14,107</b>
PHYSICIANS REGIONAL MEDICAL CENTER - PINE RIDGE RD	1	12,717	1,323	9%	<b>14,041</b>
CernerELR_Advent		12,375	1,647	12%	<b>14,022</b>
PALM BEACH GARDENS MEDICAL CTR LAB		12,660	1,339	10%	<b>13,999</b>
ST ANTHONY'S HOSPITAL LAB	30	12,140	1,684	12%	<b>13,854</b>
PLANTATION GENERAL HOSPITAL		11,715	2,056	15%	<b>13,771</b>
LAKE CITY MEDICAL CENTER		11,205	2,382	18%	<b>13,587</b>
ST JOSEPHS HOSPITAL	18	11,392	1,937	15%	<b>13,347</b>
FLORIDA HOSPITAL HEARTLAND MED CTR CLINICAL LAB	33	11,629	1,612	12%	<b>13,274</b>
FLORIDA MEDICAL CENTER - A CAMPUS OF NORTH SHORE	2	11,574	1,550	12%	<b>13,126</b>
ADVENTHEALTH CENTRA CARE WATERFORD LAKES		10,950	2,120	16%	<b>13,070</b>
FLORIDA LABORATORY ANALYSIS		11,462	1,586	12%	<b>13,048</b>
LARKIN COMMUNITY HOSPITAL	10	11,254	1,593	12%	<b>12,857</b>
CENTRAL FLORIDA REGIONAL HOSPITAL		11,511	1,320	10%	<b>12,831</b>
PATHNOSTICS	47	10,297	2,486	19%	<b>12,830</b>
GENOVA DIAGNOSTICS LABORATORY	71	11,602	1,145	9%	<b>12,818</b>
JOHNS HOPKINS ALL CHILDREN'S HOSPITAL		11,956	750	6%	<b>12,706</b>
ADVENT HEALTH - WESLEY CHAPEL	14	11,430	1,166	9%	<b>12,610</b>
DOCTORS HOSPITAL	7	10,629	1,906	15%	<b>12,542</b>
NORTHSIDE HOSPITAL AND HEART INSTITUTE		11,349	1,175	9%	<b>12,524</b>

# COVID-19: testing by laboratory

Data through May 22, 2021 verified as of May 23, 2021 at 09:25 AM

Data in this report are provisional and subject to change.

The numbers in the table below represent the number of Florida and non-Florida residents for whom test results were received by the Department of Health. A person can be tested by more than one laboratory and can have both positive and negative results. **Therefore, the sum of the numbers in each column will be larger than the total number of people tested.**

Reporting lab	Inconclusive	Negative	Positive	Percent positive	Total
EXPRESS GENE MOLECULAR DIAGNOSTICS LABORATORY	1	10,859	1,595	13%	12,455
MEASE COUNTRYSIDE LAB	14	10,987	1,352	11%	12,353
HEALTHQUEST ESOTERICS		10,648	1,677	14%	12,325
CORAL SPRINGS MED CTR		11,118	1,189	10%	12,307
VIKOR SCIENTIFIC	49	10,275	1,906	16%	12,230
FLORIDA HOSPITAL DELAND	10	10,764	1,433	12%	12,207
ADVENTHEALTH CENTRA CARE ST CLOUD	1	10,435	1,732	14%	12,168
COAST DIAGNOSTICS LLC	54	10,814	1,292	11%	12,160
BINAXNOW	10	9,185	2,942	24%	12,137
LAKE CITY HM		11,145	988	8%	12,133
BAPTIST HEALTH SOUTH FLORIDA - COUNTRY WALK URGENT CARE		10,061	2,055	17%	12,116
PWN HEALTH	17	9,962	2,089	17%	12,068
FLORIDA HOSPITAL WATERMAN LABORATORY	70	10,997	865	7%	11,932
WEST PALM HOSPITAL LAB		10,989	880	7%	11,869
AMERICAN FAMILY CARE	1	7,291	4,553	38%	11,845
SARKIS CLINICAL TRIALS	25	10,386	1,399	12%	11,810
GENE BY GENE, GENOMICS RESEARCH CENTER LAB	44	11,032	713	6%	11,789
ST MARKS HOSPITAL LABORATORY B	78	10,627	1,002	9%	11,707
LEON MEDICAL CENTERS LLC		9,303	2,264	20%	11,567
H LEE MOFFITT CANCER CENTER LABORATORY	5	11,255	298	3%	11,558
SYNERGY LABORATORIES	37	10,265	1,236	11%	11,538
FLORIDA HOSPITAL FLAGLER	29	10,405	1,018	9%	11,452
FLORIDA HOSPITAL OCALA		10,071	1,165	10%	11,236
NCF DIAGNOSTICS & DNA TECHNOLOGIES LAB	276	10,350	582	5%	11,208
OCALA REGIONAL MEDICAL CENTER		9,742	1,307	12%	11,049
MEDARBOR DIAGNOSTICS	1	9,878	1,163	11%	11,042
NCH DOWNTOWN NAPLES HOSPITAL	18	10,080	860	8%	10,958
BROWARD HEALTH NORTH CLINICAL LABORATORY		9,738	1,181	11%	10,919
INDIAN RIVER MEDICAL CENTER		9,662	1,168	11%	10,830
LABSTAT LLC	31	10,255	494	5%	10,780
LEE HEALTH CONVENIENT CARE - PAGE FIELD		9,587	1,113	10%	10,700
FLORIDA HOSPITAL OF CARROLLWOOD	23	9,129	1,511	14%	10,663
NORTH SHORE MEDICAL CENTER		8,903	1,717	16%	10,620
ADVENTHEALTH CENTRA CARE CLERMONT		9,148	1,469	14%	10,617
NCH NORTH NAPLES HOSPITAL	10	9,565	957	9%	10,532
MINUTECLINIC LLC		9,098	1,432	14%	10,530
FIRST CHOICE LABORATORY LLC	113	9,725	622	6%	10,460
LEE HEALTH - GULF COAST MEDICAL CENTER	2	8,616	1,840	18%	10,458
LARKIN COMMUNITY HOSPITAL INC DBA CARDIOTROPIC		6,819	3,619	35%	10,438
AVECINA MEDICAL	4	6,210	4,201	40%	10,415
SANTA ROSA MEDICAL CENTER	2	8,768	1,582	15%	10,352
FLORIDA HOSPITAL ZEPHYRHILLS	10	9,181	1,148	11%	10,339
ANNE BATES LEACH EYE HOSPITAL/ ABLEH MICROBIOLOGY LABORATORY	9	10,099	135	1%	10,243
ADVENTHEALTH CENTRA CARE UNIVERSITY	1	9,031	1,209	12%	10,241
PARAMOUNT URGENT CARE	4	6,574	3,639	36%	10,217
BAPTIST HEALTH - BEACHES		9,492	703	7%	10,195
ST LUCIE MEDICAL CENTER		8,446	1,726	17%	10,172



# COVID-19: testing by laboratory

Data through May 22, 2021 verified as of May 23, 2021 at 09:25 AM

Data in this report are provisional and subject to change.

The numbers in the table below represent the number of Florida and non-Florida residents for whom test results were received by the Department of Health. A person can be tested by more than one laboratory and can have both positive and negative results. **Therefore, the sum of the numbers in each column will be larger than the total number of people tested.**

Reporting lab	Inconclusive	Negative	Positive	Percent positive	Total
ADVENTHEALTH CENTRA CARE WINTER GARDEN	1	8,941	1,155	11%	10,097
ADVENTHEALTH CENTRA CARE WINTER PARK		9,014	1,050	10%	10,064
P4 CLINICAL, LLC	205	8,840	997	10%	10,042
CLEVELAND CLINIC MARTIN NORTH HOSPITAL		8,930	1,031	10%	9,961
SRQ DRIVE THROUGH☐		8,944	905	9%	9,849
MEMORIAL HOSPITAL WEST LABORATORY SERVICES	15	8,962	842	9%	9,819
CLEVELAND CLINIC MARTIN SOUTH HOSPITAL	1	8,798	1,010	10%	9,809
AVECINA	20	9,009	706	7%	9,735
MEMORIAL HOSPITAL MICRO		9,106	617	6%	9,723
BOSTON HEART DIAGNOSTICS CORP		8,479	1,219	13%	9,698
ADVENTHEALTH CENTRA CARE LAKELAND	1	8,346	1,340	14%	9,687
BAPTIST HEALTH SOUTH FLORIDA - MIAMI LAKES URGENT CARE		7,646	2,033	21%	9,679
PALM BEACH BALL PARK		8,608	1,040	11%	9,648
UNIVERSITY HOSPITAL AND MEDICAL CENTER		8,160	1,457	15%	9,617
SOUTH BAY HOSPITAL CLINICAL LAB	1	8,411	983	10%	9,395
ADVENTHEALTH CENTRA CARE HUNTERS CREEK	3	8,072	1,208	13%	9,283
BAYCARE COMMUNITY HEALTH		9,079	199	2%	9,278
INFORM DIAGNOSTICS, INC		8,696	532	6%	9,228
QDX PATHOLOGY SERVICES	2	8,779	427	5%	9,208
ADVENTHEALTH CENTRA CARE LEE ROAD		8,190	985	11%	9,175
WEST MARION COMMUINITY HOSPITAL LAB		7,699	1,430	16%	9,129
POINCIANA MEDICAL CENTER		7,222	1,901	21%	9,123
BAYFRONT HEALTH - PORT CHARLOTTE		8,423	684	8%	9,107
ADVENTHEALTH CENTRA CARE SANFORD		7,942	1,129	12%	9,071
FLORIDA HOSPITAL FISH MEMORIAL	19	7,667	1,318	15%	9,004
CERNERELR_BAYCARE	43	8,320	616	7%	8,979
ADVENTHEALTH EXPRESS CARE		7,427	1,520	17%	8,947
LAKEWOOD RANCH MEDICAL CENTER		8,234	693	8%	8,927
KD MEDICAL CHOICE LLC	5	8,147	774	9%	8,926
MINUTECLINIC LLC #1067		7,535	1,216	14%	8,751
MORTON PLANT-MEASE	5	7,833	860	10%	8,698
EGLIN AIR FORCE BASE	14	6,828	1,804	21%	8,646
ADVENTHEALTH CENTRA CARE APOPKA	1	7,401	1,230	14%	8,632
ISPM LABS, LLC DBA CAPSTONE DIAGNOSTICS, LLC		8,222	406	5%	8,628
ATLANTIS URGENT CARE	12	6,785	1,806	21%	8,603
ADVENTHEALTH CENTRA CARE LAKE MARY	2	7,498	1,100	13%	8,600
ADVENTHEALTH CENTRA CARE DR PHILLIPS		7,693	858	10%	8,551
WELLINGTON REGIONAL MEDICAL CENTER		7,847	655	8%	8,502
EMERALD COAST URGENT CARE		6,723	1,768	21%	8,491
ADVENTHEALTH CENTRA CARE MOUNT DORA		7,230	1,252	15%	8,482
HIALEAH HOSPITAL	4	6,635	1,836	22%	8,475
GENOSUR LLC	28	8,342	103	1%	8,473
ADVENTIST HEALTH SYSTEMS, SUNBELT INC		7,285	1,159	14%	8,444
BAPTIST HEALTH SOUTH FLORIDA - WESTCHESTER URGENT CARE		6,990	1,450	17%	8,440
ARCPPOINT LABS OF FORT MYERS	5	7,457	966	11%	8,428
SPORTS DRUG TESTING LABORATORY	175	8,013	235	3%	8,423
ADVENTHEALTH CENTRA CARE KISSIMMEE		7,519	871	10%	8,390

# COVID-19: testing by laboratory

Data through May 22, 2021 verified as of May 23, 2021 at 09:25 AM

Data in this report are provisional and subject to change.

The numbers in the table below represent the number of Florida and non-Florida residents for whom test results were received by the Department of Health. A person can be tested by more than one laboratory and can have both positive and negative results. **Therefore, the sum of the numbers in each column will be larger than the total number of people tested.**

Reporting lab	Inconclusive	Negative	Positive	Percent positive	Total
AVECINA MEDICAL OAKLEAF	3	6,977	1,330	16%	8,310
HOLMES REG MED CENTER CLINICAL LAB		7,433	832	10%	8,265
CERNERELR_BAPTISTMIAMI	31	7,313	862	11%	8,206
BAPTIST HEALTH SOUTH FLORIDA - DORAL URGENT CARE		6,619	1,569	19%	8,188
OVIEDO MEDICAL CENTER		7,325	822	10%	8,147
PARAMOUNT URGENT CARE INC	1	5,467	2,665	33%	8,133
EMPIRE CITY LABORATORIES INC	102	6,904	1,119	14%	8,125
MINUTECLINIC LLC #8396		6,871	1,193	15%	8,064
BAPTIST HEALTH - NASSAU		7,599	383	5%	7,982
MINUTECLINIC		6,771	1,122	14%	7,893
PHARMCO RX	2	7,527	356	5%	7,885
ADVENTHEALTH CENTRA CARE ALTAMONTE		6,890	984	12%	7,874
DYNIX DIAGNOSTIX		7,098	757	10%	7,855
SPECTOR SCIENTIFIC LAB	22	6,679	1,139	15%	7,840
COMMUNITY HEALTH CENTERS OF PINELLAS INC	2	6,354	1,423	18%	7,779
MEDEXPRESS URGENT CARE OF BOYNTON BEACH LLC		7,112	635	8%	7,747
MINUTE CLINIC LLC		6,811	936	12%	7,747
ST PETERSBURG GENERAL HOSPITAL		6,621	1,089	14%	7,710
SUNCOAST PATHOLOGY ASSOCIATES		7,038	628	8%	7,666
IMPERIAL POINT MEDICAL CENTER		7,005	659	9%	7,664
MEDEXPRESS URGENT CARE HUDSON		6,571	1,062	14%	7,633
ADVENT HEALTH - HEART OF FLORIDA ER	1	6,613	993	13%	7,607
NCH NORTH NAPLES HOSPITAL LAB	15	6,733	833	11%	7,581
MEDEXPRESS URGENT CARE	2	5,290	2,271	30%	7,563
ADVENTHEALTH CENTRA CARE AZALEA PARK		6,391	1,069	14%	7,460
AHCC WESLEY CHAPEL		6,450	845	12%	7,295
HOLIDAY CVS LLC		6,872	408	6%	7,280
ST JOSEPHS NORTH HOSPITAL LAB	7	6,217	1,047	14%	7,271
MINUTECLINIC LLC #3703		5,914	1,339	18%	7,253
AVERO DIAGNOSTICS - IRVING	11	6,733	478	7%	7,222
ADVENTHEALTH CENTRA CARE OVIEDO		6,214	999	14%	7,213
UNKNOWN	7	3,650	3,527	49%	7,184
CLINICAL REFERENCE LABORATORY	2	6,787	372	5%	7,161
ACUTIS DIAGNOSTICS	171	5,813	1,162	16%	7,146
FORT WALTON BEACH MEDICAL CENTER		6,164	956	13%	7,120
FLORIDA FAMILY LABORATORY, INC DBA	66	6,514	502	7%	7,082
FLORIDA COMMUNITY HEALTH CENTER		5,687	1,344	19%	7,031
FLORIDA HOSPITAL NORTH PINELLAS	11	6,416	547	8%	6,974
ANGEL KIDS PEDIATRICS		6,574	365	5%	6,939
SOLARIS DIAGNOSTICS	11	6,303	615	9%	6,929
RAULERSON HOSPITAL		6,024	903	13%	6,927
MEDCOMP SCIENCES LLC	146	4,601	2,136	31%	6,883
LUMINUS DIAGNOSTICS		6,286	562	8%	6,848
DOCTORS URGENT CARE LLC	1	5,522	1,202	18%	6,725
MEDIPATH LLC		6,092	611	9%	6,703
LABORATORY OF FLORIDA LLC	41	6,058	594	9%	6,693
VISTA CLINICAL	8	3,925	2,743	41%	6,676



# COVID-19: testing by laboratory

Data through May 22, 2021 verified as of May 23, 2021 at 09:25 AM

Data in this report are provisional and subject to change.

The numbers in the table below represent the number of Florida and non-Florida residents for whom test results were received by the Department of Health. A person can be tested by more than one laboratory and can have both positive and negative results. **Therefore, the sum of the numbers in each column will be larger than the total number of people tested.**

Reporting lab	Inconclusive	Negative	Positive	Percent positive	Total
PEDIATRIC HEALTH CARE ALLIANCE PA		6,124	516	8%	6,640
PUTNAM COMMUNITY MEDICAL CENTER		5,807	814	12%	6,621
MICROGEN DX	4	5,850	734	11%	6,588
ADVENTHEALTH CENTRA CARE LONGWOOD	1	5,741	842	13%	6,584
ADVENTHEALTH CENTRA CARE PORT ORANGE		5,586	995	15%	6,581
ADVENTHEALTH CENTRA CARE SOUTH ORANGE		5,649	909	14%	6,558
ADVENTHEALTH CENTRA CARE ORANGE LAKE		5,709	810	12%	6,519
BAPTIST HEALTH SOUTH FLORIDA - PEMBROKE PINES URGENT CARE		5,394	1,102	17%	6,496
NORTHWEST FLORIDA COMMUNITY HOSPITAL	47	4,916	1,487	23%	6,450
SOUTH FLORIDA BAPTIST HOSPITAL MICRO	4	5,349	1,088	17%	6,441
URGENT CARE OF THE PALM BEACHES		5,385	1,050	16%	6,435
DOCTORS URGENT CARE OF LUTZ LLC	1	5,238	1,184	18%	6,423
MEDEXPRESS URGENT CARE - GOLDEN GATE		5,593	778	12%	6,371
ADVENTHEALTH CENTRA CARE SAND LAKE		5,668	701	11%	6,369
PRO CLINIC		5,239	1,103	17%	6,342
COASTAL MED URGENT CARE		4,663	1,618	26%	6,281
BAPTIST HEALTH - NORTH		5,035	1,190	19%	6,225
MEDEXPRESS URGENT CARE - ROYAL PALM BEACH		5,497	677	11%	6,174
ADVENTHEALTH CENTRA CARE LEESBURG		5,079	1,086	18%	6,165
HEALTH FIRST ADVENTHEALTH CENTRA CARE - TITUSVILLE		5,231	927	15%	6,158
MINUTECLINIC LLC # 0709		5,203	946	15%	6,149
MEDEXPRESS URGENT CARE - ESTERO		5,494	655	11%	6,149
ALTRU DIAGNOSTICS INC	4	5,830	301	5%	6,135
ADVENTHEALTH CENTRA CARE WINTER HAVEN	1	4,709	1,300	22%	6,010
PALMS OF PASADENA HOSPITAL		5,389	595	10%	5,984
BAPTIST HEALTH SOUTH FLORIDA - KENDALE LAKES URGENT CARE		4,842	1,102	19%	5,944
BAYFRONT HEALTH - VENICE REGIONAL MEDICAL	1	5,374	537	9%	5,912
WESTCHESTER HOSPITAL	23	4,846	1,021	17%	5,890
PARAMOUNT URGENT CARE - WINDERMERE	3	4,007	1,863	32%	5,873
URGENT CARE CURE	2	5,008	798	14%	5,808
DOCTORS HOSPITAL OF SARASOTA CLINICAL LABORATORY		5,075	727	13%	5,802
TALLAHASSEE PRIMARY CARE ASSOCIATES		5,167	632	11%	5,799
THE CENTER FOR URGENT CARE	3	4,865	913	16%	5,781
HEALTH FIRST ADVENTHEALTH CENTRA CARE GATEWAY	1	5,185	578	10%	5,764
MEDICAL DNA LABS LLC	3	5,247	502	9%	5,752
MEDEXPRESS URGENT CARE PALM BEACH GARDENS		5,210	542	9%	5,752
HIGHLANDS REGIONAL MEDICAL CENTER		4,848	888	15%	5,736
SUNRISE MEDICAL LABORATORIES	2	5,313	411	7%	5,726
BAPTIST HEALTH SOUTH FLORIDA - TAMIAMI TRAIL URGENT CARE		4,610	1,095	19%	5,705
MEDEXPRESS URGENT CARE - LAKELAND		5,001	700	12%	5,701
ESCAMBIA COMMUNITY CLINICS INC	8	4,325	1,349	24%	5,682
MINUTECLINIC LLC #3662		4,869	810	14%	5,679
BAYFRONT HEALTH - SEVEN RIVERS		5,141	483	9%	5,624
BAPTIST HEALTH SOUTH FLORIDA - CORAL SPRINGS URGENT CARE		4,823	794	14%	5,617
MINUTECLINIC LLC # 3930		4,857	748	13%	5,605
QUICK CARE MED PL	2	4,683	825	15%	5,510
MINUTECLINIC LLC #1771		4,688	821	15%	5,509

# COVID-19: testing by laboratory

Data through May 22, 2021 verified as of May 23, 2021 at 09:25 AM

Data in this report are provisional and subject to change.

The numbers in the table below represent the number of Florida and non-Florida residents for whom test results were received by the Department of Health. A person can be tested by more than one laboratory and can have both positive and negative results. **Therefore, the sum of the numbers in each column will be larger than the total number of people tested.**

Reporting lab	Inconclusive	Negative	Positive	Percent positive	Total
MINUTECLINIC LLC #3463		4,631	865	16%	5,496
BAYFRONT HEALTH - BROOKSVILLE		4,912	574	10%	5,486
TROPICANA FIELD - LOT 2□	19	4,935	495	9%	5,449
BAYFRONT HEALTH - SPRING HILL		4,974	449	8%	5,423
ADVENTHEALTH PROMPT CARE	2	4,030	1,377	25%	5,409
BAPTIST HEALTH SOUTH FLORIDA - PINECREST URGENT CARE		4,629	763	14%	5,392
BETHESDA HOSPITAL WEST		4,844	538	10%	5,382
MINUTECLINIC LLC #7225		4,589	778	14%	5,367
BAPTIST HEALTH SOUTH FLORIDA - CORAL GABLES URGENT CARE		4,464	885	17%	5,349
BAYFRONTVENICEREGIONAL		5,164	174	3%	5,338
VENTURE MEDICAL OF FLORIDA LLC		4,897	434	8%	5,331
BAPTIST HEALTH SOUTH FLORIDA - PALMETTO BAY URGENT CARE		4,462	844	16%	5,306
MARTIN HOSPITAL SOUTH LAB		4,966	293	6%	5,259
MINUTECLINIC LLC # 0514		4,622	632	12%	5,254
BAPTIST HEALTH SOUTH FLORIDA - CORAL GABLES (UNIVERSITY) URGENT CARE		4,527	726	14%	5,253
MINUTECLINIC LLC #5253		4,347	865	17%	5,212
FLAGLER HOSPITAL LABORATORY	8	4,046	1,153	22%	5,207
BAYFRONT HEALTH - PUNTA GORDA		4,789	388	7%	5,177
TRINITY SPRINGS		4,436	729	14%	5,165
MINUTECLINIC LLC 5852		4,479	679	13%	5,158
MINUTECLINIC LLC #3631		4,419	724	14%	5,143
MEASE DUNEDIN HOSPITAL	5	4,576	543	11%	5,124
MINUTECLINIC LLC #3291		4,399	697	14%	5,096
ASCENSION SACRED HEART - EMERALD COAST		4,292	800	16%	5,092
ADVENTHEALTH CENTRA CARE COLONIAL TOWN	2	4,512	557	11%	5,071
DESOTO MEMORIAL HOSPITAL	3	4,210	831	16%	5,044
MINUTECLINIC LLC #5249		4,112	879	18%	4,991
MEDEXPRESS URGENT CARE CAPE CORAL		4,266	705	14%	4,971
PREMIER URGENT CARE OF BREVARD LLC	4	4,366	600	12%	4,970
ADVENTIST HEALTH SYSTEMS SUNBELT IN DBA		4,356	568	12%	4,924
MINUTECLINIC LLC #3814		4,229	695	14%	4,924
MINUTECLINIC LLC #7887		4,379	538	11%	4,917
CARENOW URGENT CARE	2	3,302	1,600	33%	4,904
ENGLEWOOD COMMUNITY HOSPITAL		4,480	417	9%	4,897
MINUTECLINIC LLC #5190		4,071	818	17%	4,889
MINUTECLINIC LLC #5854		4,078	801	16%	4,879
MEMORIAL HOSPITAL- MIRAMAR	12	4,496	334	7%	4,842
PHYSICIANS REGIONAL MEDICAL CENTER - COLLIER BLVD	1	3,888	937	19%	4,826
PALMS MEDICAL GROUP	5	3,358	1,454	30%	4,817
TWIN CITIES HOSPITAL	1	4,268	543	11%	4,812
STEWART ROCKLEDGE HOSPITAL	8	4,334	465	10%	4,807
SCION LAB SERVICES LLC	26	4,362	373	8%	4,761
MINUTECLINIC LLC # 3686		4,074	686	14%	4,760
LAKESIDE MEDICAL CENTER		3,874	886	19%	4,760
MOFFITT CANCER CENTER	6	4,601	106	2%	4,713
US BIOTEK LABORATORIES	15	4,325	370	8%	4,710
MEDEXPRESS URGENT CARE LEHIGH ACRES		4,041	635	14%	4,676

# COVID-19: testing by laboratory

Data through May 22, 2021 verified as of May 23, 2021 at 09:25 AM

Data in this report are provisional and subject to change.

The numbers in the table below represent the number of Florida and non-Florida residents for whom test results were received by the Department of Health. A person can be tested by more than one laboratory and can have both positive and negative results. **Therefore, the sum of the numbers in each column will be larger than the total number of people tested.**

Reporting lab	Inconclusive	Negative	Positive	Percent positive	Total
HOLIDAY CVS LLC DBA CVS PHARMACY #5154		4,523	123	3%	4,646
ADVENT HEALTH - NEW SMYRNA		3,931	687	15%	4,618
NIGHT LITE PEDIATRICS	4	3,347	1,264	27%	4,615
MINUTECLINIC LLC #4458		3,909	706	15%	4,615
EXACT SCIENCES LABORATORIES, LLC		4,233	365	8%	4,598
PREMIER MEDICAL	2	4,494	95	2%	4,591
MINUTECLINIC LLC #7886		3,998	593	13%	4,591
MINUTECLINIC LLC #4201		4,009	547	12%	4,556
MARION E FETHER MEDICAL CENTER, THE		4,136	416	9%	4,552
ACCU REFERENCE MEDICAL LAB	9	3,731	810	18%	4,550
LOWER KEYS MEDICAL CENTER		4,174	328	7%	4,502
GENESIS DIAGNOSTICS		4,233	255	6%	4,488
AMELIA URGENT CARE		2,786	1,685	38%	4,471
AFC PHYSICIANS OF FLORIDA		3,513	945	21%	4,458
MINUTECLINIC LLC #1807		3,765	688	15%	4,453
MINUTECLINIC LLC #3257		3,762	681	15%	4,443
BAYA PHARMACY & URGENT CARE		3,288	1,132	26%	4,420
DOCTORS TEST CENTERS		3,920	494	11%	4,414
MINUTECLINIC, LLC #3204		3,718	691	16%	4,409
MINUTECLINIC LLC #4415		3,734	641	15%	4,375
MINUTECLINIC, LLC (CLINIC 10699)		3,860	498	11%	4,358
ADVENTHEALTH CENTRA CARE		3,876	482	11%	4,358
ST. LUCIE MEDICAL CTR.		4,254	57	1%	4,311
MINUTECLINIC LLC #5214		3,724	581	13%	4,305
VA PAIN CLINIC	10	4,123	159	4%	4,292
MINUTECLINIC LLC #5924		3,749	538	13%	4,287
MINUTECLINIC LLC # 3579		3,571	683	16%	4,254
PARAMOUNT URGENT CARE - ORLANDO		3,089	1,128	27%	4,217
VITRO MOLECULAR LABORATORIES	50	3,826	329	8%	4,205
MINUTECLINIC LLC #3748		3,458	725	17%	4,183
MINUTECLINIC, LLC #5817		3,503	668	16%	4,171
MINUTECLINIC LLC #7973		3,603	560	13%	4,163
BAPTIST HEALTH SOUTH FLORIDA - DAVIE URGENT CARE		3,415	739	18%	4,154
PRECISION HEALTH SOLUTIONS		3,913	189	5%	4,102
MINUTECLINIC LLC # 7933		3,659	440	11%	4,099
MINUTECLINIC LLC #3255		3,649	446	11%	4,095
MINUTECLINIC LLC #3003		3,402	684	17%	4,086
MINUTECLINIC, LLC #4015		3,308	774	19%	4,082
MINUTECLINIC LLC #7173		3,558	523	13%	4,081
NIGHT LITE PEDIATRICS URGENT CARE	1	3,421	649	16%	4,071
PROHEALTH	3	2,444	1,620	40%	4,067
MINUTECLINIC LLC #1055		3,355	709	17%	4,064
ADVENTHEALTH CENTRA CARE KIDS LAKE MARY		3,762	301	7%	4,063
PARAMOUNT URGENT CARE - OVIEDO		3,085	960	24%	4,045
BAPTIST HEALTH SOUTH FLORIDA - WESTON URGENT CARE		3,505	533	13%	4,038
MINUTECLINIC LLC #5216		3,506	520	13%	4,026
ADVENT HEALTH CENTRA CARE -WINTER PARK KIDS URGENT CARE	4	3,653	305	8%	3,962

# COVID-19: testing by laboratory

Data through May 22, 2021 verified as of May 23, 2021 at 09:25 AM

Data in this report are provisional and subject to change.

The numbers in the table below represent the number of Florida and non-Florida residents for whom test results were received by the Department of Health. A person can be tested by more than one laboratory and can have both positive and negative results. **Therefore, the sum of the numbers in each column will be larger than the total number of people tested.**

Reporting lab	Inconclusive	Negative	Positive	Percent positive	Total
MEDONE PLLC		3,056	905	23%	3,961
MINUTECLINIC LLC #3705		3,522	435	11%	3,957
BARTOW REGIONAL MEDICAL CENTER	1	3,333	621	16%	3,955
HEALTH FIRST ADVENTHEALTH CENTRA CARE COCOA		3,563	388	10%	3,951
MINUTECLINIC LLC #6007		3,428	511	13%	3,939
WALGREEN CO	2	3,487	436	11%	3,925
MEDEXPRESS URGENT CARE - VERO BEACH		3,417	492	13%	3,909
HEALTH FIRST ADVENTHEALTH CENTRA CARE MALABAR		3,525	376	10%	3,901
MINUTECLINIC LLC #3654		3,294	595	15%	3,889
PHYSICIANS PRIMARY CARE	2	3,537	344	9%	3,883
MC DIAGNOSTIC OF CONNECTICUT, PC #2220		3,328	533	14%	3,861
BRASHEAR'S VITAL CARE CORP		3,055	795	21%	3,850
LAKELAND REGIONAL HEALTH PABLO		3,403	441	11%	3,844
MEDEXPRESS URGENT CARE - DELAND		3,397	442	12%	3,839
SIPARADIGM LLC	59	3,509	265	7%	3,833
HEALTH CARE DISTRICT OF PALM BEACH COUNTY	2	3,539	271	7%	3,812
MINUTECLINIC LLC #1821		3,382	410	11%	3,792
BAPTIST HEALTH SOUTH FLORIDA - BRICKELL URGENT CARE		3,149	637	17%	3,786
MINUTECLINIC LLC #1350		3,364	415	11%	3,779
BAPTIST HEALTH - CLAY		3,324	454	12%	3,778
MINUTECLINIC, LLC # 4469		3,356	421	11%	3,777
MINUTECLINIC LLC #3285		3,319	436	12%	3,755
MINUTECLINIC LLC #476		3,266	484	13%	3,750
BAPTIST HEALTH EMERGENCY CENTER COUNTRY WALK	1	3,189	544	15%	3,734
BMCT Molecular Diagnostics Subsection		3,173	559	15%	3,732
MINUTECLINIC LLC #8381		3,258	467	13%	3,725
MINUTECLINIC LLC #3648		3,039	657	18%	3,696
VERILY LIFE SCIENCES	3	3,613	75	2%	3,691
BAPTIST HEALTH URGENT CARE AT SAWGRASS		3,082	608	16%	3,690
MINUTECLINIC LLC #5157		3,260	426	12%	3,686
MINUTECLINIC LLC #4612		3,042	611	17%	3,653
MINUTECLINIC LLC #4024		3,174	438	12%	3,612
CLARITY LAB SOLUTIONS LLC		3,608	4	0%	3,612
PRIMEHEALTH URGENT CARE INC		3,089	519	14%	3,608
ADVENTHEALTH CENTRA CARE CONWAY		3,059	527	15%	3,586
MIDWAY SPECIALTY CARE CENTER DIAGNOSTICS	38	3,284	241	7%	3,563
MINUTECLINIC LLC #3635		3,085	453	13%	3,538
MARINERS HOSPITAL	1	3,149	314	9%	3,464
GESSLER CLINIC	2	2,425	1,022	30%	3,449
MEDEXPRESS FORT MYERS		2,996	418	12%	3,414
BAPTIST HEALTH - OAKLEAF		2,876	520	15%	3,396
IMMOKALEE CHD		3,155	234	7%	3,389
MEMORIAL HOSPITAL PEMBROKE	3	3,007	379	11%	3,389
MEDIQUICK URGENT CARE CENTERS INC		2,626	750	22%	3,376
ADVENT HEALTH - DADE CITY		2,968	396	12%	3,364
ACCESS POINT HEALTHCARE URGENT & PRIMARY CARE	2	2,637	712	21%	3,351
MEDEXPRESS URGENT CARE CORAL SPRINGS		2,946	369	11%	3,315



# COVID-19: testing by laboratory

Data through May 22, 2021 verified as of May 23, 2021 at 09:25 AM

Data in this report are provisional and subject to change.

The numbers in the table below represent the number of Florida and non-Florida residents for whom test results were received by the Department of Health. A person can be tested by more than one laboratory and can have both positive and negative results. **Therefore, the sum of the numbers in each column will be larger than the total number of people tested.**

Reporting lab	Inconclusive	Negative	Positive	Percent positive	Total
MINUTECLINIC LLC #214		2,786	520	16%	3,306
SELECT LABORATORIES - MARION COUNTY, FL LLC	5	2,958	316	10%	3,279
AFC PHYSICIANS OF FLORIDA PA		2,682	568	17%	3,250
BAY MEDICAL CENTER SACRED HEART HEALTH SYSTEM		2,585	663	20%	3,248
MINUTECLINIC LLC #1815		2,901	337	10%	3,238
BLUE MED CONSULTANTS		3,101	133	4%	3,234
HEALTH CENTRAL CLINICAL LABORATORY		2,823	406	13%	3,229
CHARLES AIESI CONSULTING INC	17	2,863	320	10%	3,200
JACKSON HOSPITAL CLINICAL LABORATORY		2,835	361	11%	3,196
MEDEXPRESS URGENT CARE - CLEWISTON		2,660	506	16%	3,166
JUPITER MEDICAL CENTER URGENT CARE		2,494	661	21%	3,155
MINUTECLINIC LLC #3236		2,765	385	12%	3,150
NXGEN MDX LLC	7	2,785	345	11%	3,137
LAKE WALES MEDICAL CENTER INC		2,770	355	11%	3,125
KEYS AHEC SCHOOL MEDICAL CLINIC	15	2,936	153	5%	3,104
EMERGENCY PHYSICIANS MEDICAL CENTER		1,893	1,180	38%	3,073
PARRISH MEDICAL CENTER	2	2,687	381	12%	3,070
MINUTECLINIC LLC #5069		2,559	492	16%	3,051
MINUTECLINIC LLC		2,697	348	11%	3,045
VETERANS AFFAIRS MEDICAL CENTER - ORLANDO	1	1,343	1,697	56%	3,041
GENOME LLC	2	2,827	205	7%	3,034
CAREFAST+	1	2,212	801	27%	3,014
APALACHEE CORRECTIONAL INSTITUTION EAST UNIT		2,965	34	1%	2,999
MEDEXPRESS URGENT CARE BOCA RATON		2,716	262	9%	2,978
MINUTECLINIC LLC #8927		2,523	453	15%	2,976
GRAVITY DIAGNOSTICS, LLC	10	2,742	221	7%	2,973
BAPTIST HEALTHCARE - GULF BREEZE HOSPITAL	3	2,469	491	17%	2,963
MEDEXPRESS PORT CHARLOTTE		2,623	314	11%	2,937
AMELIA EXPRESS CARE LLC	10	2,561	351	12%	2,922
DR G'S URGENT CARE		2,524	375	13%	2,899
BAPTIST HEALTH SOUTH FLORIDA - MIAMI BEACH URGENT CARE		2,467	428	15%	2,895
FLORIDA MEDICAL CLINIC	3	1,375	1,512	52%	2,890
STONE CLINICAL LABORATORIES		2,790	96	3%	2,886
WALGREENS ORLANDO	3	2,540	340	12%	2,883
TAMPA COMMUNITY HOSPITAL		2,457	397	14%	2,854
MINUTECLINIC LLC #5187		2,491	359	13%	2,850
DONALD W ROBERTSON DO PA		2,198	610	22%	2,808
MINI ER WATERFORD LAKES, THE		2,423	381	14%	2,804
PATIENTS FIRST - THOMASVILLE ROAD		2,499	295	11%	2,794
BOND URGENT CARE LLC		2,123	669	24%	2,792
CITRUS MEMORIAL HOSPITAL LABORATORY		2,253	534	19%	2,787
CELESTA MEDICAL SERVICES LLC DBA - AMERICAN RESEARCH LABS		2,544	236	8%	2,780
SACRED HEART HEALTH SYSTEM, INC	1	1,875	875	32%	2,751
EMERALD COAST URGENT CARE, LLC	1	2,062	678	25%	2,741
OPTUM LABS LLC	1	2,508	222	8%	2,731
MINUTECLINIC LLC #3637		2,197	533	20%	2,730
MEDSTAR LABORATORY INC	8	2,689	4	0%	2,701

# COVID-19: testing by laboratory

Data through May 22, 2021 verified as of May 23, 2021 at 09:25 AM

Data in this report are provisional and subject to change.

The numbers in the table below represent the number of Florida and non-Florida residents for whom test results were received by the Department of Health. A person can be tested by more than one laboratory and can have both positive and negative results. **Therefore, the sum of the numbers in each column will be larger than the total number of people tested.**

Reporting lab	Inconclusive	Negative	Positive	Percent positive	Total
NCHMD INC		2,293	407	15%	2,700
BAPTIST HEALTH EMERGENCY CENTER AT WEST CORAL WAY		2,246	451	17%	2,697
ASCENSION SACRED HEART - GULF		2,043	567	22%	2,610
PHYSICIANS STAT LAB INC	6	2,432	168	6%	2,606
ADVENT HEALTH - OCALA		2,124	447	17%	2,571
INTELEX LABS, LLC		2,463	84	3%	2,547
WHOLE FAMILY HEALTH CENTER INC		2,010	523	21%	2,533
CORE DIAGNOSTIC LABORATORIES LLC	17	2,157	342	14%	2,516
PENSACOLA PEDIATRICS PA	1	2,333	180	7%	2,514
PHYSICIANS STAT LAB	3	1,116	1,385	55%	2,504
EMERALD COAST URGENT CARE LLC		1,825	657	26%	2,482
WHITE WILSON MEDICAL CENTER		1,059	1,408	57%	2,467
NCH NORTHEAST	7	1,915	519	21%	2,441
COMMUNITY HEALTH NORTHWEST FLORIDA	4	1,857	554	23%	2,415
TOM LEE COMMUNITY HEALTH CENTER	1	1,735	676	28%	2,412
FG RAPID RESULTS	6	1,995	397	17%	2,398
ASSOCIATED PATHOLOGISTS, LLC	3	1,977	398	17%	2,378
MARTIN HEALTH SYSTEM - ST LUCIE WEST		2,138	203	9%	2,341
UNIVERSITY OF NORTH FLORIDA STUDENT HEALTH		2,256	81	3%	2,337
MEDICAL CONSULTANTS OF FLORIDA, LLC	2	1,972	344	15%	2,318
BIO-TECH CLINICAL LABORATORIES INC		2,000	318	14%	2,318
PHYSICIAN ASSOCIATES		2,070	241	10%	2,311
LEE HEALTH - COCONUT POINT CLINICAL LAB	2	1,872	433	19%	2,307
BAYFRONT HEALTH - CITRUS HILLS		2,029	251	11%	2,280
FIU-HEALTH AUXILIARY LABORATORY	6	2,125	138	6%	2,269
ADVANCED MEDICAL OF NAPLES LLC		2,000	251	11%	2,251
ABSOLUTE GENOMICS	3	1,975	270	12%	2,248
BARDMOOR LABORATORY	9	1,910	327	15%	2,246
MINUTECLINIC, LLC #3245		1,840	400	18%	2,240
PRIMEHEALTH URGENT CARE	1	1,865	361	16%	2,227
DOC SMILEYS URGENT CARE LLC		1,821	394	18%	2,215
LITTLE PINE PEDIATRICS	1	1,925	279	13%	2,205
ARCPOINT LABS		1,549	655	30%	2,204
FLOWERS HOSPITAL		2,010	192	9%	2,202
READY RESPONDERS FLORIDA, PLLC		1,897	290	13%	2,187
PROHEALTH MEDICAL CLINIC		1,496	650	30%	2,146
MIAMI JEWISH HEALTH SYSTEMS		1,990	90	4%	2,080
OPTUMCARE FLORIDA LLC		1,738	337	16%	2,075
GENUS3		1,996	74	4%	2,070
AMERICAN SCIENTIFIC LABORATORIES LLC		1,996	56	3%	2,052
STATMED OCALA	7	1,842	197	10%	2,046
GENESIS LABORATORY MANAGEMENT	15	1,731	261	13%	2,007
ED FRASER MEMORIAL HOSPITAL		1,744	262	13%	2,006
WILLIAM OWEN PASS PARK		1,738	257	13%	1,995
PATIENTS FIRST LAKE ELLA MEDICAL CENTER		1,792	194	10%	1,986
SUNRISE URGENT CARE ASSOCIATES LLC D/B/A	10	1,416	556	28%	1,982
BROAD INSTITUTE CLINICAL SEQUENCING RESEARCH PLATFORM	17	1,880	71	4%	1,968



# COVID-19: testing by laboratory

Data through May 22, 2021 verified as of May 23, 2021 at 09:25 AM

Data in this report are provisional and subject to change.

The numbers in the table below represent the number of Florida and non-Florida residents for whom test results were received by the Department of Health. A person can be tested by more than one laboratory and can have both positive and negative results. **Therefore, the sum of the numbers in each column will be larger than the total number of people tested.**

Reporting lab	Inconclusive	Negative	Positive	Percent positive	Total
DOC SMILEY'S URGENT CARE		1,706	247	13%	1,953
BROWNWOOD CARE CENTER		1,710	235	12%	1,945
MEDFAST URGENT CARE CENTERS LLC	2	608	1,334	69%	1,944
LABORATORY SPECIALISTS OF MICHIGAN		1,601	333	17%	1,934
PROJECT HEALTH, INC SUMTERVILLE	5	1,559	335	18%	1,899
PEDIATRIC HEALTH CARE ALLIANCE - NORTHDAL		1,718	161	9%	1,879
ER QUICKCARE PL		1,599	266	14%	1,865
NEIGHBORHOOD MEDICAL CENTER INC	17	1,647	187	10%	1,851
COLLIER URGENT CARE CENTERS CREEKSIDE		1,642	208	11%	1,850
VRL EUROFIN		1,793	43	2%	1,836
QUICK CARE MED		1,479	356	19%	1,835
SPEARHEAD MEDICAL		1,697	134	7%	1,831
MEDLAB DIAGNOSTICS, LLC		1,698	122	7%	1,820
SPARROW HEALTHCARE	2	1,562	254	14%	1,818
KETAMINE HEALTH CENTERS LLC	1	1,661	152	8%	1,814
ADVENTHEALTH CENTRA CARE TRINITY		1,557	246	14%	1,803
MEDEXPRESS URGENT CARE - JAX ATLANTIC BLVD		1,568	232	13%	1,800
IGENOMIX USA LLC	55	1,572	165	9%	1,792
FLORIDA DEPARTMENT OF HEALTH IN POLK COUNTY	2	1,371	416	23%	1,789
PARAMOUNT URGENT CARE - CLERMONT		1,028	754	42%	1,782
NORTH SHORE LONG ISLAND JEWISH HEALTH	1	1,684	96	5%	1,781
NORTH VISTA HOSPITAL LABORATORY		1,465	296	17%	1,761
MYTEST DIAGNOSTICS		1,673	83	5%	1,756
RIVER TOWN DIAGNOSTIC LLC		1,470	286	16%	1,756
SHELL POINT NURSING PAVILION	1	1,672	78	4%	1,751
LAKE BALDWIN		1,663	82	5%	1,745
LABTECH DIAGNOSTIC		1,445	295	17%	1,740
ACCESS MEDICAL LABS		958	774	45%	1,732
Community_Health		1,533	199	11%	1,732
PARAMOUNT URGENT CARE VILLAGES		1,145	586	34%	1,731
CYPRESS VILLAGE	1	1,694	30	2%	1,725
FIRST QUALITY LABORATORY		1,610	106	6%	1,716
JW PLASTIC SURGERY		1,449	246	15%	1,695
BAPTIST HEALTH SOUTH FLORIDA - KEY BISCANE URGENT CARE EXPRESS		1,493	201	12%	1,694
LPG COCONUT POINT		1,445	247	15%	1,692
CAREMED CLINIC LLC	1	1,370	317	19%	1,688
ST ANNES NURSING CENTER		1,634	33	2%	1,667
BREVARD HEALTH ALLIANCE INC, THE		1,555	110	7%	1,665
UNIVERSITY OF ALABAMA AT BIRMINGHAM		1,617	48	3%	1,665
CARENOW URGENT CARE - FORT PIERCE		1,230	418	25%	1,648
CAREFAST MURABELLA		1,099	538	33%	1,637
BAPTIST HEALTH SOUTH FLORIDA - COUNTRY WALK URGENT CARE EXPRESS		1,377	248	15%	1,625
ELLENTON URGENT CARE		1,385	238	15%	1,623
OPTEO LABORATORY		1,578	36	2%	1,614
PRIMARY CARE SOUTH INC		1,104	500	31%	1,604
MATRIX CLINICAL LABS (FORMERLY BIOCERNA LLC)	13	1,419	169	11%	1,601
ASSURANCE SCIENTIFIC LABORATORIES	1	1,311	283	18%	1,595

# COVID-19: testing by laboratory

Data through May 22, 2021 verified as of May 23, 2021 at 09:25 AM

Data in this report are provisional and subject to change.

The numbers in the table below represent the number of Florida and non-Florida residents for whom test results were received by the Department of Health. A person can be tested by more than one laboratory and can have both positive and negative results. **Therefore, the sum of the numbers in each column will be larger than the total number of people tested.**

Reporting lab	Inconclusive	Negative	Positive	Percent positive	Total
BAPTIST HEALTHCARE - JAY HOSPITAL	3	1,201	380	24%	1,584
MELBOURNE MEDICAL LABORATORY☐	2	1,367	205	13%	1,574
UHEALTH CLINIC AT WALGREENS		1,270	299	19%	1,569
EUROFINS NTD, LLC		1,517	45	3%	1,562
6TH MEDICAL GROUP - MCDILL AFB	3	1,444	108	7%	1,555
GROWING TOGETHER PEDIATRICS LLC		1,476	79	5%	1,555
PALM BEACH ATLANTIC UNIVERSITY		1,502	52	3%	1,554
NYU HOSPITALS CENTER CLINICAL LABORATORIES		1,501	49	3%	1,550
ADDICTION LABS OF AMERICA	3	1,462	85	5%	1,550
FAMILY HEALTH CENTERS OF SOUTHWEST FLORIDA INC		1,406	143	9%	1,549
NORTH FLORIDA PEDIATRICS - LAKE CITY		1,305	230	15%	1,535
INNOVATIVE TRANSFUSION MEDICINE, INC	11	1,336	179	12%	1,526
SMA LAB	12	1,346	163	11%	1,521
CREEKSIDE CARE CENTER	1	1,321	188	12%	1,510
MINUTE CLINIC INCORPORATE		1,446	64	4%	1,510
TREASURE COAST MEDICAL ASSOCIATES INC		749	756	50%	1,505
PEDIATRICS OF CENTRAL FLORIDA PA	20	1,409	74	5%	1,503
PALM BAY HOSPITAL CLINICAL LABORATORY		1,093	401	27%	1,494
NORTH OKALOOSA MEDICAL CENTER		1,130	356	24%	1,486
PROJECT HEALTH INC	4	1,250	213	15%	1,467
ADVANCE MEDICAL OF NAPLES		327	1,124	77%	1,451
TEMPUS CLINICAL LABORATORY	10	1,278	156	11%	1,444
STEWART REFERENCE LABORATORY	1	896	547	38%	1,444
UHEALTH DEERFIELD BEACH/UMSYLVESTER DEERFIELD BEACH LABORATORY	3	1,380	55	4%	1,438
BETHESDA HEALTH URGENT CARE		1,225	201	14%	1,426
PATIENTS CHOICE LABORATORIES		831	593	42%	1,424
EAST LAKE PEDIATRICS		1,279	137	10%	1,416
COASTAL LABORATORIES	1	1,127	287	20%	1,415
AMELIA EXPRESS CARE	1	772	641	45%	1,414
USF MORSANI CENTER FOR ADVANCED HEALTH CARE		1,241	169	12%	1,410
CARE ONE OF FLORIDA LLC		1,042	347	25%	1,389
INTERLACHEN PEDIATRICS PA		1,323	66	5%	1,389
PALM HARBOR PHARMACY		1,201	173	13%	1,374
ST PETERSBURG PEDIATRICS	1	1,239	127	9%	1,367
VAVA PARTNERS LLC		529	834	61%	1,363
ADVANCED DIAGNOSTIC LABORATORY		1,314	47	3%	1,361
ASCENSION ST VINCENT'S - SOUTHSIDE		1,308	49	4%	1,357
NAPLES URGENT CARE	1	879	452	34%	1,332
LAB24 INC	3	643	677	51%	1,323
XPRESS URGENT CARE	4	1,115	202	15%	1,321
HALIFAX MEDICAL CENTER-PORT ORANGE LAB		1,154	167	13%	1,321
INTERLACHEN PEDIATRICS		1,274	47	4%	1,321
ADVENTHEALTH EXPRESS CARE AT WALGREENS		1,140	180	14%	1,320
HOLIDAY CVS LLC DBA CVSPHARMACY #5155		1,242	73	6%	1,315
NORTH FLORIDA PEDIATRICS-TALLAHASSEE	1	1,201	108	8%	1,310
PENSACOLA PEDIATRICS PA - TIGER POINT	24	1,154	122	9%	1,300
BERNHARDT LABORATORIES	3	1,195	97	7%	1,295

# COVID-19: testing by laboratory

Data through May 22, 2021 verified as of May 23, 2021 at 09:25 AM

Data in this report are provisional and subject to change.

The numbers in the table below represent the number of Florida and non-Florida residents for whom test results were received by the Department of Health. A person can be tested by more than one laboratory and can have both positive and negative results. **Therefore, the sum of the numbers in each column will be larger than the total number of people tested.**

Reporting lab	Inconclusive	Negative	Positive	Percent positive	Total
SOLARIS HEALTHCARE PALATKA		1,189	106	8%	1,295
FISHERMENS HOSPITAL CLINICAL LAB		1,179	100	8%	1,279
COASTAL PEDIATRIC GROUP		1,113	163	13%	1,276
PROFESSIONAL HEALTH EXAMINERS DBA PROHEALTH	1	1,037	230	18%	1,268
STAGEZERO LIFE SCIENCES INC	4	1,158	105	8%	1,267
BREVARD HEALTH ALLIANCE		945	314	25%	1,259
MIDWAY SPECIATLY CARE CENTER	3	1,032	222	18%	1,257
ARCPOINT LABS OF CORAL SPRINGS FL		992	260	21%	1,252
LOOP PEDIATRICS PA	3	1,073	171	14%	1,247
MILLER BIOCONNECT		1,148	95	8%	1,243
TYNDALL AIR FORCE BASE		1,011	225	18%	1,236
CATALYST WALK IN CLINIC		989	243	20%	1,232
MINUTECLINIC LLC #3281		1,070	158	13%	1,228
LAB DOCTOR		1,078	143	12%	1,221
EPN URGENT CARE NAPLES	2	792	422	35%	1,216
CLINICORE		1,124	91	7%	1,215
ALTAMONTE MD		982	233	19%	1,215
CLARITY LABS		1,084	109	9%	1,193
NORTH FLORIDA MEDICAL GROUP		1,023	164	14%	1,187
CAPE CANAVERAL HOSPITAL		868	318	27%	1,186
PROFESSIONAL HEALTH EXAMINERS		1,002	153	13%	1,155
PRIMARY CARE OF THE TREASURE COAST		1,006	137	12%	1,143
MINUTECLINIC, LLC DBA MINUTECLINIC #4717		1,092	43	4%	1,135
CAPSTONE HEALTHCARE		802	330	29%	1,132
BHA CENTRAL COUNTY CLINIC		1,021	108	10%	1,129
GENEIQ		1,063	65	6%	1,128
SPRING HILL HEALTH AND REHABILITATION CENTER		1,098	28	2%	1,126
VERITAS GENETICS	61	945	119	11%	1,125
PEDIATRIC HEALTHCARE ALLIANCE		1,064	59	5%	1,123
APLS SERVICES LLC D/B/A CLEAR DIAGNOSTICS	16	1,077	25	2%	1,118
EMERALD COAST PEDIATRICS		1,058	57	5%	1,115
CHILDRENS MEDICAL ASSOCIATION		1,018	88	8%	1,106
PENSACOLA PEDIATRICS	2	1,006	97	9%	1,105
NORTH FL SOUTH GA HCS-LAKE CITY	3	1,067	35	3%	1,105
THE HEALTH CENTER OF PLANT CITY		1,021	82	7%	1,103
LENCO MEDICAL LABORATORY		1,042	58	5%	1,100
BAPTIST HEALTH - MD ANDERSON CANCER CENTER		1,092	6	1%	1,098
XYZ LABORATORY	8	943	146	13%	1,097
DEPT OF VA MEDICAL CENTER - MIAMI	10	1,035	48	4%	1,093
EAST LAKE PEDIATRICS PA		989	95	9%	1,084
WOODLANDS MEDICAL SPECIALISTS		813	270	25%	1,083
CVS HEALTH	1	855	223	21%	1,079
HENDRY REGIONAL MEDICAL CENTER CLINICAL LABORATORY		809	260	24%	1,069
24 HOUR PEDIATIC CARE CENTER	4	994	71	7%	1,069
C.W. BILL YOUNG VA MEDICAL CENTER	1	23	1,044	98%	1,068
AMERICAN FAMILY CARE PENSACOLA WEST		533	533	50%	1,066
SOUTHEAST ALABAMA MEDICAL CENT		1,003	62	6%	1,065

# COVID-19: testing by laboratory

Data through May 22, 2021 verified as of May 23, 2021 at 09:25 AM

Data in this report are provisional and subject to change.

The numbers in the table below represent the number of Florida and non-Florida residents for whom test results were received by the Department of Health. A person can be tested by more than one laboratory and can have both positive and negative results. **Therefore, the sum of the numbers in each column will be larger than the total number of people tested.**

Reporting lab	Inconclusive	Negative	Positive	Percent positive	Total
CLINICAL ENTERPRISE, INC		1,039	25	2%	1,064
RAINBOW RIVER MEDICAL LABORATORY		978	83	8%	1,061
SOLARIS HEALTHCARE CHARLOTTE HARBOR		1,004	56	5%	1,060
JACKSONVILLE BEACH PEDIATRIC CARE CENTER□		977	74	7%	1,051
Fernandina Beach Rehabilitation and Nursing Center	1	1,031	19	2%	1,051
NORTH SHORE LIJ URGENT CARE PC		987	60	6%	1,047
COVANCE CLINICAL RESEARCH UNIT INC		1,011	27	3%	1,038
VRL EUROFINs - DALLAS		1,024	13	1%	1,037
NORTH FLORIDA PEDIATRICS PA - SUWANNEE	3	894	131	13%	1,028
MILLENIA ADVANCED SCIENTIFIC LLC		970	56	5%	1,026
CHURCH OF SCIENTOLOGY FLAG SERVICE ORGANIZATION		972	51	5%	1,023
RESTORE HEALTH URGENT CARE		833	189	18%	1,022
CONSULATE HEALTH CARE OF NEW PORT RICHEY	2	892	127	12%	1,021
VERITOR		852	162	16%	1,014
WHITE-WILSON MEDICAL CENTER - FORT WALTON BEACH		988	26	3%	1,014
PHAROS HEALTH		756	257	25%	1,013
E-LAB OF FLORIDA		923	90	9%	1,013
HISTOPATHOLOGY SERVICES, LLC		901	110	11%	1,011
DAIRY ROAD URGENT CARE	2	847	160	16%	1,009
VIERA HOSPITAL, INC		805	192	19%	997
MOORINGS PARK INSTITUTE, INC, THE		957	39	4%	996
CALHOUN LIBERTY HOSPITAL		821	170	17%	991
LAKELAND REGIONAL HEALTH - PWC/OB		36	954	96%	990
DEPARTMENT OF CLINICAL LABS	2	966	21	2%	989
MEDICAL CENTER OF DELTONA, INC		853	135	14%	988
FAST TRACK URGENT CARE CENTER		4	983	100%	987
WELL HEALTH WORKS	23	883	80	8%	986
UNIVERSITY OF WEST FLORIDA STUDENT HEALTH SERVICES	1	854	128	13%	983
NORTH FLORIDA PEDIATRICS PA	2	862	118	12%	982
PALM GARDEN OF PORT SAINT LUCIE		969	12	1%	981
REDI MED LLC		793	183	19%	976
GULF COAST VILLAGE		931	43	4%	974
Point of Care Testing	1	128	836	87%	965
WHITE WILSON MEDICAL CENTER PA - NAVARRE		832	131	14%	963
PALACE NURSING HOME & REHAB CENTER		916	43	4%	959
TACACHALE CLINICAL LABORATORY	1	905	50	5%	956
MOLECULAR TESTING LABS		862	90	9%	952
LEE COUNTY EMERGENCY MEDICAL SERVICE	1	821	127	13%	949
Victoria Nursing and Rehabilitation Center		892	55	6%	947
NCHMD, INC SOUTHEAST IMMEDIATE CARE		744	201	21%	945
BOND CLINIC PA PEDIATRICS DEPT		880	62	7%	942
INTEGRITY LABORATORIES, LLC	4	771	165	18%	940
TOTAL RENAL LABORATORIES INC DBA DAVITA LABS	1	812	125	13%	938
ENCOMPASS HEALTH		916	22	2%	938
ABBOTT LABORATORIES		815	123	13%	938
EMED LABS, LLC	3	916	19	2%	938
COASTAL PHYSICIANS, LLC		757	178	19%	935



# COVID-19: testing by laboratory

Data through May 22, 2021 verified as of May 23, 2021 at 09:25 AM

Data in this report are provisional and subject to change.

The numbers in the table below represent the number of Florida and non-Florida residents for whom test results were received by the Department of Health. A person can be tested by more than one laboratory and can have both positive and negative results. **Therefore, the sum of the numbers in each column will be larger than the total number of people tested.**

Reporting lab	Inconclusive	Negative	Positive	Percent positive	Total
EXPRESS PHARMACY		850	73	8%	<b>923</b>
GENE TOX WORLDWIDE	60	736	125	14%	<b>921</b>
DOCTOR'S MEMORIAL HOSPITAL		751	169	18%	<b>920</b>
ANY LAB TEST NOW	2	629	278	31%	<b>909</b>
CLINICAL PATHOLOGY LABS INC		821	87	10%	<b>908</b>
AFC URGENT CARE CLEARWATER	1	197	704	78%	<b>902</b>
J AND G MEDICAL GROUP LLC		751	150	17%	<b>901</b>
PRINCIPLE LABORATORY	8	867	24	3%	<b>899</b>
MINUTECLINIC LLC, #10357		888	6	1%	<b>894</b>
LIFE CARE CENTER OF NEW PORT RICHEY		851	41	5%	<b>892</b>
Tampa Lakes Health and Rehabilitation Center	2	817	73	8%	<b>892</b>
CRUCIAL CARE EMERGENCY MEDICINE DOCTORS		716	175	20%	<b>891</b>
FAMILY HEALTH CENTERS OF SWF LABS	2	765	124	14%	<b>891</b>
CARITHERS PEDIATRIC GROUP		829	61	7%	<b>890</b>
AMERICAN MEDICAL RESPONSE		873	10	1%	<b>883</b>
PRIMARY CARE SERVICES AT ST ANDREWS ESTATES		873	3	0%	<b>876</b>
POINT WASHINGTON MEDICAL CLINIC	1	660	213	24%	<b>874</b>
RUSKIN HEALTH CENTER	1	590	280	32%	<b>871</b>
PRIMARY CARE SERVICES AT INDIAN RIVER ESTATES		845	26	3%	<b>871</b>
ADVENTHEALTH MEDICAL GROUP PROMPT CARE		636	232	27%	<b>868</b>
PEDIATRIC HEALTHCARE ALLIANCE PA		802	63	7%	<b>865</b>
WATSON THERAPEUTICS INC	1	824	39	5%	<b>864</b>
CITY MEDICAL OF NEW JERSEY, PC		787	77	9%	<b>864</b>
PALM GARDEN OF VERO BEACH		808	51	6%	<b>859</b>
BRISTOL AT TAMPA, THE	4	832	22	3%	<b>858</b>
Southern Oaks Care Center	1	816	38	4%	<b>855</b>
CENTRAL FLORIDA HEALTH CARE INC		727	124	15%	<b>851</b>
FLORIDA GULF COAST UNIVERSITY		654	197	23%	<b>851</b>
AUGUSTUS LABS LLC		696	148	18%	<b>844</b>
CareATC - Jackson	120	673	46	5%	<b>839</b>
BUFFALO CROSSING HEALTHCARE & REHABILITATION CTR		819	19	2%	<b>838</b>
VALENCIA HILLS HEALTH AND REHABILITATION CENTER		819	18	2%	<b>837</b>
VITAS HEALTHCARE CORPORATION OF FLA	1	824	7	1%	<b>832</b>
LIFEBRITE	2	597	233	28%	<b>832</b>
PEBBLEBROOK PHARMACY	1	689	139	17%	<b>829</b>
MEDONE URGENT CARE CENTER		604	224	27%	<b>828</b>
DYNIX DIAGNOSTICS	2	539	285	35%	<b>826</b>
ADVENT HEALTH - DELTONA ER		685	140	17%	<b>825</b>
GOLDEN GATE FAMILY CLINIC		332	492	60%	<b>824</b>
BOND AND STEELE CLINIC PA		607	213	26%	<b>820</b>
THE PRESERVE		801	17	2%	<b>818</b>
FLORIDA HOSPITAL ORLANDO		743	74	9%	<b>817</b>
FLAGLER COUNTY HEALTH DEPARTMENT	3	634	179	22%	<b>816</b>
ASAP LABS LLC	7	655	151	19%	<b>813</b>
ASCENSION ST VINCENT'S - CLAY		775	35	4%	<b>810</b>
ORANGE BLOSSOM FAMILY HEALTH		758	49	6%	<b>807</b>
PEDIATRICS IN BREVARD PA		732	71	9%	<b>803</b>

# COVID-19: testing by laboratory

Data through May 22, 2021 verified as of May 23, 2021 at 09:25 AM

Data in this report are provisional and subject to change.

The numbers in the table below represent the number of Florida and non-Florida residents for whom test results were received by the Department of Health. A person can be tested by more than one laboratory and can have both positive and negative results. **Therefore, the sum of the numbers in each column will be larger than the total number of people tested.**

Reporting lab	Inconclusive	Negative	Positive	Percent positive	Total
NITE LITE PEDIATRICS		234	564	71%	798
ORLANDO HEALTH AND REHAB CENTER		754	44	6%	798
NONE		308	489	61%	797
SEMINOLE NURSING PAVILION		788	8	1%	796
TELESCOPE HEALTH LLC	4	671	121	15%	796
MANOR CARE HEALTH SERVICES - FT MYERS		761	31	4%	792
ETHOS WELLNESS PHARMACY		737	52	7%	789
DXTERITY DIAGNOSTICS	3	741	45	6%	789
KENDALL HEALTHCARE PROPERTIES DBA	2	752	30	4%	784
MOUNT SINAI LABORATORY		739	37	5%	776
WILLOWBROOKE COURT AT EDGEWATER POINTE ESTATES		766	9	1%	775
LIFE CARE CENTER OF PENSACOLA		723	51	7%	774
RAINBOW PEDIATRIC CENTER PA		725	48	6%	773
SAINTS 120 LLC	1	738	34	4%	773
VENICE REGIONAL BAYFRONT HEALTH (PULMONARY)		637	135	17%	772
Crestview Rehabilitation Center	5	635	129	17%	769
PALM GARDEN OF CLEARWATER		748	18	2%	766
NATURE COAST MEDICAL GROUP		624	142	19%	766
HEARTLAND PEDIATRICS OF LAKE WALES		685	80	10%	765
ADVENT HEALTH - WESTCHASE ER		667	91	12%	758
BOCA GRANDE HEALTH CLINIC		716	41	5%	757
MAIN STREET MEDICAL CENTER		226	529	70%	755
NORTHEAST FLORIDA NEUROLOGY CLINICS, INC		637	113	15%	750
MANOR PINES CONVALESCENT CENTER LLC	1	723	24	3%	748
LIFE CARE CENTER OF ORANGE PARK		713	34	5%	747
ADVENT HEALTH LAB - ORLANDO		434	312	42%	746
ARTHREX MEDICAL CENTER	1	581	161	22%	743
CARE ONE OF FLORIDA	1	555	185	25%	741
SANTA ROSA MEDICAL GROUP		575	166	22%	741
EDEN SPRINGS NURSING AND REHAB CENTER		629	112	15%	741
BALDWIN PEDIATRICS	1	703	35	5%	739
OCALA FAMILY MEDICAL CENTER INC	2	636	98	13%	736
FORT MYERS INTERNAL MEDICINE, LLC		665	70	10%	735
GULF COAST MOLECULAR LABORATORIES	13	611	110	15%	734
SOUTHERN LABORATORY SERVICES OF NWF		692	39	5%	731
MANOR CARE NURSING CENTER OF SARASOTA FL LLC		640	88	12%	728
Signature HealthCare Center of Waterford		689	39	5%	728
DIAMOND RIDGE HEALTH AND REHABILITATION		692	36	5%	728
MEDONE URGENT CARE AT ST. AUGUSTINE		266	460	63%	726
JOHN KNOX VILLAGE HEALTH CENTER		692	33	5%	725
MORSELIFE MEMORY CARE RESIDENCE		714	10	1%	724
FHMG FLORIDA HOSPITAL MEDICAL GROUP	1	677	46	6%	724
PALM BEACH COUNTY FIREFIGHTERS HEALTH CLINIC, LLC		620	104	14%	724
AFC URGENT CARE		285	438	61%	723
CLIFFORD CHESTER SIMS STATE VETERANS		710	13	2%	723
NCH HEALTHCARE SYSTEM MICROBIOLOGY LAB		2	721	100%	723
VETERANS AFFAIRS MEDICAL CENTER	1	45	676	94%	722

# COVID-19: testing by laboratory

Data through May 22, 2021 verified as of May 23, 2021 at 09:25 AM

Data in this report are provisional and subject to change.

The numbers in the table below represent the number of Florida and non-Florida residents for whom test results were received by the Department of Health. A person can be tested by more than one laboratory and can have both positive and negative results. **Therefore, the sum of the numbers in each column will be larger than the total number of people tested.**

Reporting lab	Inconclusive	Negative	Positive	Percent positive	Total
PALM GARDEN OF OCALA	4	616	102	14%	722
BAPTIST PRIMARY CARE	2	592	127	18%	721
DISNEY COVID TEST SITE		703	17	2%	720
ADVENT HEALTH - TIMBERRIDGE ER		612	108	15%	720
NCH HEALTHCARE BONITA		573	145	20%	718
FLORIDA HOSPITAL WAUCHULA		553	164	23%	717
SUWANNEE HEALTH AND REHABILITATION CENTER		710	5	1%	715
CHILDRENS CLINIC WEST FLORIDA PEDIATRICS		655	57	8%	712
NAIA		710	1	0%	711
NAPLES CHILDREN'S URGENT CARE		627	83	12%	710
EMERALD SHORES HEALTH AND REHABILITATION		607	102	14%	709
QUALITOX LABORATORIES		518	190	27%	708
GRAND COURT TAMPA		702	4	1%	706
SIGNATURE HEALTHCARE OF BROOKWOOD GARDENS		695	11	2%	706
ADVENTHEALTH MEDICAL GROUP PROMPT CAR	1	519	185	26%	705
HOLMES REGIONAL MEDICAL CENTER		11	694	98%	705
VITAS HEALTHCARE CORP OF CENTRAL FL		679	26	4%	705
QUOTIENT SCIENCES		679	24	3%	703
RIVER GARDEN HEBREW HOME FOR THE AGED		642	59	8%	701
ORLANDO ORTHOPAEDIC OUTPATIENT SURGERY CENTER LLC		695	4	1%	699
AMERICA'S PHARMACY LLC		615	82	12%	697
MAYFLOWER ASSISTED LIVING		689	7	1%	696
CLINICAL LABS OF HAWAII		691	4	1%	695
PREMIER MEDICAL LABORATORY SERVICES	2	468	225	32%	695
MEDICAL FP - WHOLE FAMILY HEALTH CENTER		573	120	17%	693
GOLDEN GLADES NURSING & REHABILITATION CTR		652	38	6%	690
PHYSICIANS PRIMARY CARE OF SOUTHWEST FLORIDA	1	650	29	4%	680
MICHAEL A MIDDLETON MD PA□		646	33	5%	679
SABAL PALMS HEALTH AND REHAB		613	63	9%	676
SHORE ACRES CARE CENTER		635	40	6%	675
TREE HOUSE PEDIATRICS PLLC		606	68	10%	674
Plantation Bay Rehabilitation Center		649	24	4%	673
MINI ER ADULT AND PEDIATRIC URGENT CARE		574	98	15%	672
CLEWISTON NURSING AND REHABILITATION CENTER		656	14	2%	670
PALM GARDEN OF TAMPA		635	33	5%	668
ADDINGTON PLACE AT WELLINGTON GREEN		654	11	2%	665
LIFE CARE CENTER OF HILLIARD		643	22	3%	665
FLORIDA STATE HOSPITAL CLINICAL LABORATORY		656	8	1%	664
ST JOHN'S NURSING CENTER		637	25	4%	662
NSPIRE HEALTHCARE MIAMI LAKES	8	638	15	2%	661
HMA SANTA ROSA MEDICAL CENTER LLC DBA		537	123	19%	660
POINT OF CARE TESTING SITE		630	26	4%	656
WILLOW BROOKE COURT AT INDIAN RIVER ESTATES		611	45	7%	656
COLLIER COUNTY JAIL		651	3	0%	654
INTERNAL MEDICINE & PEDIATRICS OF TAMPA BAY PA		573	80	12%	653
HARBOUR HEALTH CENTER		633	19	3%	652
MAVERICK LABS		461	191	29%	652



# COVID-19: testing by laboratory

Data through May 22, 2021 verified as of May 23, 2021 at 09:25 AM

Data in this report are provisional and subject to change.

The numbers in the table below represent the number of Florida and non-Florida residents for whom test results were received by the Department of Health. A person can be tested by more than one laboratory and can have both positive and negative results. **Therefore, the sum of the numbers in each column will be larger than the total number of people tested.**

Reporting lab	Inconclusive	Negative	Positive	Percent positive	Total
MID-FLORIDA PATHOLOGY		483	167	26%	650
VETERANS AFFAIRS MEDICAL CENTER - JAMES A HALEY			650	100%	650
SOLARIS HEALTHCARE BAYONET POINT		627	21	3%	648
FLORIDA HOSPITAL MEDICAL GROUP		384	264	41%	648
BODYK		631	13	2%	644
FLORIDA DEPARTMENT OF HEALTH IN CALHOUN COUNTY		497	145	23%	642
SOLARIS HEALTHCARE LAKE CITY		538	103	16%	641
CHILDRENS MEDICAL ASSOCIATION PA		570	70	11%	640
BALDOMERO LOPEZ STATE VETERANS NURSING HOME	2	631	6	1%	639
EXPRESS URGENT CARE LLC		1	636	100%	637
Consulate Health Care of North Fort Myers		623	14	2%	637
CONTINENTAL CLINICAL RESEARCH, LLC		557	75	12%	632
WELL-BEING MEDICAL CENTER PLLC		570	61	10%	631
SEBASTIAN RIVER MEDICAL CENTER	3	446	181	29%	630
PALM GARDEN OF ORLANDO		596	34	5%	630
PHYSICIANS PRIMARY CARE LAB	1	552	77	12%	630
AFC URGENT CARE FAMILY CARE		1	628	100%	629
CONSULATE HEALTHCARE OF VERO BEACH	14	531	83	13%	628
PIONEER CLINICAL LAB LLC		512	113	18%	625
DAVITA LABS	4	613	7	1%	624
VILLA MARIA NURSING & REHAB CENTER INC	1	604	17	3%	622
DBI HEALTH INC		606	16	3%	622
THERADOC		152	467	75%	619
SUNSHINE URGENT CARE LLC		462	157	25%	619
ANCIENT CITY PEDIATRICS	1	590	27	4%	618
PALMETTO FAMILY HEALTHCARE	1	401	211	34%	613
FOUNTAIN MANOR HEALTH AND REHAB CENTER	1	589	22	4%	612
HOSPICE OF THE FLORIDA SUNCOAST,THE		602	10	2%	612
AFC URGENT CARE SEMINOLE	1		610	100%	611
HOLY CROSS HOSPITAL		13	598	98%	611
HOPE HOSPICE AND COMMUNITY SERVICES INC	14	576	21	3%	611
The Manor at Blue Water Bay		547	63	10%	610
BONIFAY NURSING AND REHAB CENTER		577	33	5%	610
FLORIDA HOSPITAL HEARTLAND MED CTR LAKE PLACID		484	125	21%	609
ENCOMPASS HEALTH REHABILITATION HOSPITAL OF SUNRISE	8	592	8	1%	608
INNOVATIVE GENOMICS, LLC	10	548	49	8%	607
FIRST CHOICE PEDIATRICS		486	120	20%	606
URGENT CARE EXPRESS LLC	1	242	362	60%	605
NEW YORK HOSPITAL LABORATORIES	1	587	16	3%	604
DOH - INDIAN RIVER		498	104	17%	602
HEALTH CENTER AT BRENTWOOD	1	553	47	8%	601
PATIENTS FIRST - MAHAN DRIVE		164	436	73%	600
DASCENA, INC	3	537	60	10%	600
NORTH FLORIDA RETIREMENT VILLAGE		595	5	1%	600
MANOR OAKS NURSING & REHAB CENTER	5	593	2	0%	600
LAUDERDALE NURSING CENTER LLC	1	578	19	3%	598
SOLARIS HEALTHCARE DAYTONA	2	542	52	9%	596

# COVID-19: testing by laboratory

Data through May 22, 2021 verified as of May 23, 2021 at 09:25 AM

Data in this report are provisional and subject to change.

The numbers in the table below represent the number of Florida and non-Florida residents for whom test results were received by the Department of Health. A person can be tested by more than one laboratory and can have both positive and negative results. **Therefore, the sum of the numbers in each column will be larger than the total number of people tested.**

Reporting lab	Inconclusive	Negative	Positive	Percent positive	Total
WEST GABLES HEALTH CARE CENTER		581	13	2%	594
UNIVERSITY OF TAMPA INC, THE		572	21	4%	593
PENSACOLA PEDIATRICS MILTON		530	62	10%	592
PORT SAINT LUCIE HOSPITAL		582	10	2%	592
LORI MCAULIFFE MD PA		542	50	8%	592
BROOKDALE FORT MYERS CYPRESS LAKE		590	2	0%	592
LIFE CARE CENTER OF WINTER HAVEN		571	20	3%	591
AFC URGENT CARE TYRONE		4	586	99%	590
MIDWAY SPECIALTY CARE CENTER	3	471	114	19%	588
SHORELINE PHYSICIAN GROUP		364	223	38%	587
PLANT CITY PEDIATRICS	1	472	113	19%	586
CONSULATE HEALTH CARE OF BAYONET POINT	4	562	20	3%	586
JAMES A HALEY VETERANS HOSPITAL		2	583	100%	585
PEDIATRICS BY THE SEA		548	37	6%	585
PARTICLE THEORY LABS		559	25	4%	584
NORTH FLORIDA REHABILITATION & SPECIALTY CARE☐		565	17	3%	582
PEDIATRIC ASSOCIATES OF OCALA PA		540	42	7%	582
DIGNITY HEALING, LLC		563	19	3%	582
TUSKAWILLA NURSING AND REHAB CENTER	2	570	9	2%	581
Palm Garden of Largo		577	4	1%	581
THE VILLAGES REGIONAL HOSPITAL FREESTANDING		529	52	9%	581
GEORGIA PUBLIC HEALTH LABORATORY		542	38	7%	580
BENTON PEDIATRICS INC		520	59	10%	579
NURSING PLUS OF BROWARD LLC	1	555	23	4%	579
EMERALD COAST PEDIATRICS & ADOL		512	67	12%	579
OCEAN BIOSCIENCES		566	12	2%	578
PALM GARDEN OF WINTER HAVEN	3	555	16	3%	574
BAPTIST PRIMARY CARE, INC		542	32	6%	574
PREMIER MEDICAL CENTER LLC	11	534	28	5%	573
Good Samaritan Society Kissimmee Village		506	67	12%	573
MEDICAL VB		451	121	21%	572
TENNESSEE DOH - NASHVILLE	2	504	66	12%	572
ECCOLAB GROUP	1	151	420	73%	572
RICARDO NAVARRO DO PA		481	90	16%	571
PALM GARDEN OF JACKSONVILLE☐	2	487	80	14%	569
University Crossing		566	3	1%	569
CHAUTAUQUA REHABILITATION AND NURSING CENTER		553	12	2%	565
BROWARD PARTNERSHIP	6	550	8	1%	564
MEMORIAL PEMBROKE 24/7 CARE CENTER		434	129	23%	563
ARCPOINTS LABS		492	71	13%	563
VETERANS AFFAIRS MEDICAL CENTER - BAY PINES		19	543	97%	562
NEMOURS CHILDERN'S HOSPITAL		453	108	19%	561
CITRUS NURSING CENTER LLC		511	47	8%	558
VETERANS AFFAIRS MEDICAL CENTER - GAINESVILLE		3	555	99%	558
CARENOW	3	314	240	43%	557
WHITE-WILSON MEDICAL CENTER - NICEVILLE		506	51	9%	557
XPRESS URGENT CARE- PORT ST. LUCIE		395	160	29%	555

# COVID-19: testing by laboratory

Data through May 22, 2021 verified as of May 23, 2021 at 09:25 AM

Data in this report are provisional and subject to change.

The numbers in the table below represent the number of Florida and non-Florida residents for whom test results were received by the Department of Health. A person can be tested by more than one laboratory and can have both positive and negative results. **Therefore, the sum of the numbers in each column will be larger than the total number of people tested.**

Reporting lab	Inconclusive	Negative	Positive	Percent positive	Total
KINDRED HOSPITAL	10	522	22	4%	554
MEDIPATH PATHOLOGY SERVICES		109	445	80%	554
THE PALACE AT HOMESTEAD	1	532	21	4%	554
PARKLANDS FACILITY INC	4	507	42	8%	553
The Sands at South Beach		549	4	1%	553
GANDY CROSSING CARE CENTER	1	530	21	4%	552
ATLANTIC SHORES NURSING AND REHAB CENTER	1	537	13	2%	551
EXPERTUS LABORATORIES INC		448	103	19%	551
BROOKSVILLE HEALTHCARE CENTER LLC		532	17	3%	549
HERON POINTE HEALTH AND REHABILITATION	1	544	3	1%	548
VITAE DIAGNOSTICS		534	13	2%	547
STEWARD SEBASTIAN RIVER MEDICAL CENTER		489	58	11%	547
NCF DIAGNOSTICS & DNA TECHNOLOGIES	15	213	318	58%	546
COASTAL URGENT CARE		428	116	21%	544
JACKSON MEMORIAL LONG TERM CARE CENTER		508	36	7%	544
DOCTORS CENTER,THE		432	111	20%	543
CLERMONT HEALTH AND REHABILITATION CENTER		510	33	6%	543
METROPOLITAN HOSPITAL CENTER		533	9	2%	542
LITTLE PINE PEDIATRICS PLLC	3	477	61	11%	541
MAGNOLIA FAMILY URGENT CARE		489	52	10%	541
MANOR AT CARPENTERS		508	32	6%	540
BOULEVARD REHABILITATION CENTER		524	16	3%	540
MOOSEHAVEN HEALTH CENTER		477	62	12%	539
THE SPRINGS AT BOCA CIEGA BAY		526	11	2%	537
LIFE CARE CENTER OF PALM BAY		509	28	5%	537
FLOMEDILAB		301	236	44%	537
ORLANDO HEALTH CENTER FOR REHABILITATION		521	15	3%	536
MEDSCAN LABORATORY INC	1	316	218	41%	535
TRINITY REGIONAL REHAB CENTER		502	33	6%	535
SANDBAY URGENT CARE		433	100	19%	533
PALM BEACH PEDIATRICS PA	2	460	71	13%	533
STARKE FAMILY MEDICAL CENTER		437	95	18%	532
Heartland Healthcare of Ft. Myers	1	528	3	1%	532
ORLANDO VA MEDICAL CENTER		2	530	100%	532
OKEECHOBEE COUNTY HEALTH DEPT	1	386	145	27%	532
FLORIDA DEPARTMENT OF HEALTH CLAY COUNTY	2	429	101	19%	532
JACKSON MEMORIAL PERDUE MEDICAL CENTER		502	29	5%	531
SAMANTHA WILSON CARE CENTER	4	515	12	2%	531
MED FAST URGENT CARE CENTER		260	269	51%	529
LIFE HOPE LABS, LLC		510	19	4%	529
SUSANNA WESLEY HEALTH CENTER		491	37	7%	528
MEDICAL CENTER CLINIC-IMMEDIATE CARE	1	423	104	20%	528
UNIVERSITY OF CENTRAL FLORIDA HEALTH SERVICES		504	23	4%	527
WIMAUMA COMMUNITY HEALTH CENTER		436	91	17%	527
MEMPHIS PATHOLOGY LABORATORY	5	497	24	5%	526
SOLARIS HEALTHCARE OSCEOLA		501	25	5%	526
HILLCREST HEALTH CARE & REHABILITATION CENTER	3	507	15	3%	525

# COVID-19: testing by laboratory

Data through May 22, 2021 verified as of May 23, 2021 at 09:25 AM

Data in this report are provisional and subject to change.

The numbers in the table below represent the number of Florida and non-Florida residents for whom test results were received by the Department of Health. A person can be tested by more than one laboratory and can have both positive and negative results. **Therefore, the sum of the numbers in each column will be larger than the total number of people tested.**

Reporting lab	Inconclusive	Negative	Positive	Percent positive	Total
ST CLOUD REGIONAL MEDICAL CENTER CLINICAL LAB		394	131	25%	525
PW WINDERMERE SUBTENANT LLC		521	4	1%	525
AMBULATORY SURGERY CENTER OF BOCA RATON LTD		521	4	1%	525
ENZO CLINICAL LABS INC	3	496	26	5%	525
PINES OF SARASOTA		516	9	2%	525
NEW PLANT CITY FAMILY CARE	1	290	234	45%	525
Solaris HealthCare Windermere		492	33	6%	525
BHA TITUSVILLE CLINIC		488	35	7%	523
LA MER NH LLC		514	8	2%	522
GOOD SAMARITAN CENTER		519	3	1%	522
AZALEA TRACE PHYSICIAN SERVICES		515	7	1%	522
TIDEWELL HOSPICE INC	2	512	7	1%	521
Ocala Health and Rehabilitation Center		495	25	5%	520
VIERA VA OPC		510	10	2%	520
NEW YORK PRESBYTERIAN - CUMC CLINICAL		497	20	4%	517
VITAS HEALTHCARE CORPORATION		510	5	1%	515
ASSOCIATESMD MEDICAL GROUP INC		437	77	15%	514
MEDFAST URGENT CARE CENTERS		231	283	55%	514
FAIRWAY OAKS CENTER LLC	6	500	6	1%	512
SOLARIS HEALTHCARE MERRITT ISLAND		448	62	12%	510
FLO-MEDILAB SERVICES LLC		195	312	62%	507
Darcy Hall Of Life Care		492	14	3%	506
VITAS LUTHERAN TOWERS INPATIENT PROGRAM		440	65	13%	505
ASCEND CLINICAL	7	415	82	16%	504
VILLAGE DOCTORS OF KEYSTONE		401	102	20%	503
Cypress Cove Care Center		401	101	20%	502
ADVENTHEALTH EXPRESS CARE AT		417	84	17%	501
AMEERAH LABS, LLC	2	408	90	18%	500
Williston Care Center		433	67	13%	500
CLINICAL PATHOLOGY LABS		388	112	22%	500
Colonial Lakes Health Care		453	46	9%	499
Parkview Rehabilitation Center at Winter Park		488	10	2%	498
PORT CHARLOTTE HMA		442	55	11%	497
EPN URGENT CARE		84	411	83%	495
ONESTOP MEDICAL AND URGENT CARE LLC		427	67	14%	494
Manatee Springs Rehabilitation and Nursing Center		474	20	4%	494
HOLISTIX TREATMENT CENTERS		482	11	2%	493
ELLENTON PEDIATRICS		473	19	4%	492
Quest Diag Unspecifd	1	326	164	33%	491
Bayside Care Center	1	469	21	4%	491
AYERS HEALTH & REHABILITATION CENTER		483	7	1%	490
MOBILE MEDICAL ASSOCIATES PL	17	420	52	11%	489
FAMILY EXPRESS URGENT CARE		5	482	99%	487
FLETCHER HEALTH AND REHABILITATION CENTER		484	3	1%	487
BAPTIST HEALTH URGENT CARE AT PLANTATION		416	70	14%	486
Life Care Center of Punta Gorda	1	469	15	3%	485
SEASIDE HEALTH AND REHABILITATION CENTER		420	63	13%	483



# COVID-19: testing by laboratory

Data through May 22, 2021 verified as of May 23, 2021 at 09:25 AM

Data in this report are provisional and subject to change.

The numbers in the table below represent the number of Florida and non-Florida residents for whom test results were received by the Department of Health. A person can be tested by more than one laboratory and can have both positive and negative results. **Therefore, the sum of the numbers in each column will be larger than the total number of people tested.**

Reporting lab	Inconclusive	Negative	Positive	Percent positive	Total
FAMILY CARE PARTNERS OF NORTHEAST FLORIDA LLC		403	79	16%	482
SANTA ROSA CENTER FOR REHABILITATION AND HEALING		409	73	15%	482
HARTS HARBOR HEALTH CARE CENTER		457	24	5%	481
MARION AND BERNARD L SAMSON NURSING CENTER		477	4	1%	481
AVANTE AT OCALA INC	5	443	32	7%	480
HARDEE COUNTY HEALTH DEPARTMENT		390	89	19%	479
ST PETERSBURG PEDIATRICS-SEMINOLE BLVD		406	73	15%	479
NAVAL HOSPITAL - JACKSONVILLE		138	341	71%	479
Q ANSWER LAB	1	414	63	13%	478
HEALTHY STEPS PEDIATRICS		425	52	11%	477
PEDIATRIC HEALTH CARE ALLIANCE, PA		433	44	9%	477
ADVENTHEALTH EXPRESS CARE AT WALGREENS 49TH STREET		405	71	15%	476
RITECARE MEDICAL CENTER		384	90	19%	474
HEALTHWORKS MED GROUP OF FLORIDA PA	3	460	9	2%	472
TREASURE COAST COMMUNITY HEALTH	3	391	77	16%	471
MANOR CARE OF BOYNTON BEACH LLC		447	24	5%	471
NTD_EUROFINS_AIMS		429	40	9%	469
PENSACOLA PEDIATRICS, PA		450	19	4%	469
SIGNATURE HEALTHCARE OF NORTH FLORIDA		463	5	1%	468
BROOKDALE LAKE TAVARES		460	8	2%	468
ABBAY DELRAY		461	7	1%	468
UNIVERSITY OF TAMPA STUDENT HEALTH AND SHC CLINICAL LABORATORY		299	168	36%	467
SANFORD LABORATORIES		423	43	9%	466
MANORCARE HEALTH SERVICES - VENICE		410	56	12%	466
RENAISSANCE AT THE TERRACES		457	8	2%	465
BROOKDALE PALMER RANCH	1	407	57	12%	465
ST PETERSBURG PEDIATRICS-PARK BLVD		422	42	9%	464
ORCHARD PARK HEALTH & REHABILITATION		457	6	1%	463
THE PALACE MANAGEMENT - THE PALACE AT CORAL GABLES		458	3	1%	461
SPECIALTY HEALTH AND REHABILITATION CENTER		429	32	7%	461
PALM GARDEN OF WEST PALM BEACH	4	441	16	3%	461
INDIAN RIVER CTR, LLC		409	52	11%	461
BLOUNTSTOWN REHABILITATION CENTER LLC		352	108	23%	460
NATIONS BEST FAMILY HEALTH CARE		271	187	41%	458
WALGREENS 3173		417	40	9%	457
PRO HEALTH		208	249	54%	457
CLARIDGE HOUSE NURSING CENTER		437	18	4%	455
TAMARAC REHABILITATION & HEALTH CENTER		448	6	1%	454
WATERMARK LAKE POINTE WOODS LLC		435	18	4%	453
ROLLINS COLLEGE WELLNESS CENTER		130	323	71%	453
Destin Healthcare and Rehabilitation Center	1	412	40	9%	453
ST ANDREWS BAY SKILLED NURSING &		391	61	13%	452
CHEEK AND SCOTT DRUGS INC		377	74	16%	451
PEACHTREE IMMEDIATE CARE		383	68	15%	451
DIAGNOSTIC & CLINICAL CARE SERVICES INC DBA		358	90	20%	448
SMA SPECIALTY MEDICAL LAB		120	327	73%	447
ORCHARD RIDGE CARE AND REHABILITATION CENTER		427	19	4%	446

# COVID-19: testing by laboratory

Data through May 22, 2021 verified as of May 23, 2021 at 09:25 AM

Data in this report are provisional and subject to change.

The numbers in the table below represent the number of Florida and non-Florida residents for whom test results were received by the Department of Health. A person can be tested by more than one laboratory and can have both positive and negative results. **Therefore, the sum of the numbers in each column will be larger than the total number of people tested.**

Reporting lab	Inconclusive	Negative	Positive	Percent positive	Total
FLORIDA HEART & VASCULAR MULTISPECIALTY GROUP PA		343	103	23%	446
BAPTIST PRIMARY CARE INC	1	417	28	6%	446
DIAMOND RIDGE HEALTH AND REHABILITATION CENTER		424	22	5%	446
PruittHealth Panama City	1	378	66	15%	445
EMERITUS AT NAPLES	2	441	1	0%	444
CENTRAL FLORIDA HEALTH SERVICES		391	52	12%	443
WALGREENS 4915	2	397	44	10%	443
HCSO OCCUPATIONAL HEALTH AND WELLNESS CENTER		356	85	19%	441
HEALTH CENTRAL PARK		372	68	15%	440
ABBOTT DIAGNOSTICS		409	29	7%	438
LUIS A GHIGLINO MD PA		425	12	3%	437
Bardmoor Oaks Healthcare and Rehabilitation Center		422	14	3%	436
APP-UNIPATH, LLC	2	417	16	4%	435
Solaris Healthcare Lake Bennet		396	38	9%	434
Life Care Center of Ocala		362	70	16%	432
MADISON FACILITY INC		424	8	2%	432
SUN COUNTRY PEDIATRICS PLLC	9	384	37	9%	430
PEDIATRICS IN BREVARD PA- ROCKLEDGE		381	49	11%	430
AVECINA MEDICAL JULINGTON	1	240	189	44%	430
FLORIDA DEPT OF HEALTH IN BREVARD COUNTY	3	364	63	15%	430
MY HEALTHY BLUEPRINT BY BAPTIST HEALTH CARE		358	70	16%	428
BAY VILLAGE OF SARASOTA INC		424	3	1%	427
PALMS REHABILITATION AND HEALTHCARE CENTER		387	40	9%	427
ARCPOINT LABS OF ST PETERSBURG		336	91	21%	427
SUNLAND MARIANNA COX MEDICAL CENTER		383	43	10%	426
BARTON HEALTH ALLIANCE	3	373	49	12%	425
SABAL DIRECT PRIMARY CARE, PA		341	84	20%	425
Bay Breeze Senior Living and Rehabilitation Center		371	53	13%	424
FLORIDA DEPARTMENT OF HEALTH IN LIBERTY COUNTY	3	324	97	23%	424
ENCOMPASS HEALTH REHABILITATION OF SEA PINES		422	2	0%	424
RAPID RELIABLE TESTING NY LLC		412	12	3%	424
PALMS OF SEBRING		386	38	9%	424
Vi at Lakeside Village Skilled Nursing		407	15	4%	422
LEHIGH REGIONAL MEDICAL CENTER LAB	2	372	47	11%	421
The Care Center at Pinellas Park	1	406	14	3%	421
BRIDGEWATER PARK HEALTH AND REHAB	4	383	34	8%	421
GARCIA CLINICAL LABORATORY		28	392	93%	420
HARDEE MANOR HEALTH CARE CENTER	1	413	4	1%	418
ROSEWOOD HEALTH AND REHABILITATION CENTER		389	29	7%	418
HEALTH PARK CARE CENTER		411	7	2%	418
KEY LARGO - LARGO CARGO		379	38	9%	417
MINUTECLINIC LLC #3671		372	45	11%	417
Solaris Healthcare Coconut Creek		406	11	3%	417
FLORIDA DEPARTMENT OF HEALTH		361	54	13%	415
LASER & SURGERY CENTER OF THE PALM BEACHES		413	2	0%	415
LIFE CARE PONTE VEDRA INC		402	12	3%	414
HOLISTIC PEDIATRICS GROUP LLC		387	27	7%	414



# COVID-19: testing by laboratory

Data through May 22, 2021 verified as of May 23, 2021 at 09:25 AM

Data in this report are provisional and subject to change.

The numbers in the table below represent the number of Florida and non-Florida residents for whom test results were received by the Department of Health. A person can be tested by more than one laboratory and can have both positive and negative results. **Therefore, the sum of the numbers in each column will be larger than the total number of people tested.**

Reporting lab	Inconclusive	Negative	Positive	Percent positive	Total
UR MEDICINE LABS- CENTRAL LABORATORY		387	26	6%	413
Timberridge Center for Rehabilitation and Healing		378	35	8%	413
STUART - FAIRGROUNDS		364	49	12%	413
ADVANCED AMBULATORY SURGERY CENTER		398	14	3%	412
BAPTIST HEALTH SOUTH FLORIDA - WEST BOCA URGENT CARE		344	67	16%	411
NAPHCARE, INC AT MANATEE COUNTY JAIL		384	26	6%	410
FIRST CHOICE PEDIATRICS INC	1	367	42	10%	410
BAYSHORE DIAGNOSTICS		362	46	11%	408
JACKSONVILLE VA UNIVERSITY OPC	4	390	13	3%	407
ST JOSEPH'S HOSPITAL LABORATORY		2	405	100%	407
TIDE LABORATORIES		362	45	11%	407
Coastal Health and Rehabilitation Center		393	13	3%	406
HENDRY REGIONAL MEDICAL CENTER		119	287	71%	406
GENETIC TECHNOLOGICAL INNOVATIONS, LLC		392	14	3%	406
Life Care Center at Inverrary		396	10	2%	406
AVON PARK PEDIATRICS INC	3	357	45	11%	405
ELMCROFT PINECREST	1	376	27	7%	404
TRI-COUNTY NURSING AND REHABILITATION CENTER INC		389	15	4%	404
OCEAN VIEW NURSING AND REHAB CENTER		381	22	5%	403
SEA BREEZE REHAB AND NURSING CENTER☐		391	9	2%	400
JACKSONVILLE KIDS PEDIATRICS, PLLC		364	36	9%	400
VILLAGE PLACE NH LLC☐		350	49	12%	399
SUNCOAST URGENT CARE		297	101	25%	398
MEDFAST URGENT CARE CENTER		167	231	58%	398
MINI ER AND URGENT CARE		289	105	27%	394
FAMILY MEDICAL CARE OF PALM BEACH		281	113	29%	394
EXCEL PEDIATRICS		336	58	15%	394
CORAL TRACE HEALTH CARE☐	2	384	7	2%	393
MANORCARE AT LELY PALMS		385	8	2%	393
CITY OF PORT SAINT LUCIE		362	29	7%	391
Stacey Health Care Centers Inc. dba Riverside Care Center		361	30	8%	391
COMMUNITY HEALTH AND REHABILITATION CENTER		327	63	16%	390
GULF COAST MEDICAL CENTER		384	6	2%	390
EHEALTHSCREENINGS, LLC		390			390
LIFE BRITE	4	366	19	5%	389
AVANTE AT MT DORA		381	8	2%	389
BARBER		13	376	97%	389
BEAR CREEK NURSING CENTER		383	5	1%	388
SERENADES IN THE VILLAGES		334	53	14%	387
VILLAGE DOCTORS FAMILY MEDICAL CENTER OF		318	68	18%	386
BOCA BIOLISTICS REFERENCE LABORATORY	3	256	127	33%	386
KISSIMMEE FACILITY OPERATIONS LLC		361	25	6%	386
BAYFRONT MEDICAL		335	51	13%	386
VETERANS AFFAIRS MEDICAL CENTER - LAKE CITY		52	333	86%	385
BROOKDALE PADDOCK HILLS	2	380	2	1%	384
TGH		1	382	100%	383
Solaris HealthCare Imperial		375	8	2%	383

# COVID-19: testing by laboratory

Data through May 22, 2021 verified as of May 23, 2021 at 09:25 AM

Data in this report are provisional and subject to change.

The numbers in the table below represent the number of Florida and non-Florida residents for whom test results were received by the Department of Health. A person can be tested by more than one laboratory and can have both positive and negative results. **Therefore, the sum of the numbers in each column will be larger than the total number of people tested.**

Reporting lab	Inconclusive	Negative	Positive	Percent positive	Total
ST CATHERINE'S WEST REHABILITATION HOSPITAL		369	13	3%	382
ARCPPOINT LABS OF SARASOTA MANATEE		295	87	23%	382
HARBOURWOOD	1	372	9	2%	382
ELMHURST HOSPITAL CENTER	1	348	32	8%	381
FL HUD DESTIN, LLC D/B/A GRAND BOULEVARD HEALTH		342	39	10%	381
MANOR CARE OF NAPLES FL LLC		375	6	2%	381
FAMILY CARE PARTNERS OF NE FLORIDA LLC		303	77	20%	380
TRENTON MEDICAL CENTER INC DBA PALMS MEDICAL GROUP	4	282	93	25%	379
FAIR HAVENS CENTER, OPCO		371	8	2%	379
AFTER HOURS PEDIATRICS INC	1	1	376	99%	378
ACCESS MEDICAL CENTER	1	344	33	9%	378
24/7 PEDIATRIC CARE CENTERS INC		356	21	6%	377
Palmetto Subacute Care Center		365	12	3%	377
REHABILITATION CENTER OF LAKE CITY, THE		347	30	8%	377
HOLLEY NAVARRE MEDICAL CLINIC		292	84	22%	376
solaris Healthcare Parkway	2	355	19	5%	376
SPRINGTREE REHAB & HEALTH CARE CENTER		352	24	6%	376
COLOR GENOMICS, INC.	4	366	6	2%	376
BAYA PHARMACY WEST		8	368	98%	376
BAYA POINTE NURSING AND REHABILITATION		293	83	22%	376
Marshall Health and Rehabilitation Center		325	50	13%	375
HOLIDAY CVS LLC DBA CVS/PHARMACY #0440		359	16	4%	375
ELLENTON PEDIATRICS PA		353	21	6%	374
EPWORTH VILLAGE RETIREMENT COMMUNITY		368	6	2%	374
HAINES CITY REHABILITATION AND NURSING CENTER		349	24	6%	373
TAVARES PEDIATRICS		312	61	16%	373
HOSPICE OF LAKE & SUMTER INC	1	361	11	3%	373
Surrey Place Healthcare and Rehabilitation		371	2	1%	373
LAKE EUSTIS HEALTH AND REHABILITATION CENTER		364	8	2%	372
RIVERS FAMILY MEDICINE PA		284	88	24%	372
MACDILL AIR FORCE BASE		330	41	11%	371
URGENT CARE BETHESDA	1	318	52	14%	371
AVENTURA REHAB AND NURSING CENTER		353	18	5%	371
INFORM DIAGNOSTICS		361	9	2%	370
ESTERO ISLAND MEDICAL CENTER		293	77	21%	370
WILLISTON PEDIATRICS PA	1	325	43	12%	369
VI AT BENTLEY VILLAGE HOME CARE		368	1	0%	369
ADVENT HEALTH - TAMPA		148	221	60%	369
FLORIDA KEYS PEDIATRICS & ADOLESCENT CENTER		350	19	5%	369
CRYSTAL RIVER HEALTH & REHAB		361	4	1%	365
CAREATC, INC.	1	340	24	7%	365
CYPRESS COVE		354	8	2%	362
JACKSON PLAZA NURSING & REHAB CENTER	6	346	10	3%	362
SOUTHWEST ORLANDO FAMILY MEDICINE, PL		301	60	17%	361
EAST RIDGE RETIREMENT VILLAGE		358	3	1%	361
CONCIMED LLC		326	34	9%	360
The Grove Health and Rehabilitation		335	24	7%	359

# COVID-19: testing by laboratory

Data through May 22, 2021 verified as of May 23, 2021 at 09:25 AM

Data in this report are provisional and subject to change.

The numbers in the table below represent the number of Florida and non-Florida residents for whom test results were received by the Department of Health. A person can be tested by more than one laboratory and can have both positive and negative results. **Therefore, the sum of the numbers in each column will be larger than the total number of people tested.**

Reporting lab	Inconclusive	Negative	Positive	Percent positive	Total
POMPANO REHABILITATION AND NURSING CTR		353	5	1%	358
AVANTE AT LEESBURG INC		352	5	1%	357
ARGO SENIOR LIVING AT HAVERHILL		336	21	6%	357
AMERICAN RESEARCH LABS		306	50	14%	356
EDGEWATER AT WATERMAN VILLAGE,THE		338	18	5%	356
FRICKS PHARMACY		289	67	19%	356
AMERICAN ESOTERIC LAB-BIRMINGHAM		349	5	1%	354
VILLAGE AT VIENNA SQUARE,THE	6	329	18	5%	353
Concordia Village of Tampa AL		348	5	1%	353
DEPARTMENT OF HEALTH BUREAU OF FAMILY		338	15	4%	353
KEY WEST HEALTH AND REHAB	1	344	8	2%	353
HCTB INC		295	58	16%	353
Avante at St Cloud, Inc.		341	11	3%	352
APOLLO HEALTH & REHABILITATION		345	7	2%	352
STATMED QUICK QUALITY CLINIC AT NORTH PINELLAS		90	262	74%	352
FOUNTAIN INN NURSING & REHABILITATION CTR, INC		346	6	2%	352
MY CLINICAL LAB		223	129	37%	352
QUICK CARE MED LLC	1	283	67	19%	351
CORAL BAY HEALTHCARE AND REHABILITATION	1	338	12	3%	351
SELECT REFERENCE LABORATORIES, LLC	1	336	12	3%	349
HAVEN OF OUR LADY OF PEACE INC		339	8	2%	347
REGENTS PARK OF BOCA RATON		342	5	1%	347
JUPITER MEDICAL CENTER URGENT CARE - STUART		264	82	24%	346
HEALTH DESIGNS		332	14	4%	346
ROSEN MEDICAL CENTER		299	47	14%	346
USAFSAM/PHE		175	170	49%	345
LabCorp (Non-Interfaced)	2	133	210	61%	345
ST LUCIE EMPLOYEE HEALTH & WELLNESS CENTER		331	14	4%	345
SIGNATURE HEALTHCARE AT THE COURTYARD		298	47	14%	345
SUNRISE DIAGNOSTIC LABORATORY		292	53	15%	345
TIERRA PINES CENTER		331	13	4%	344
FLORIDA HEALTH CARE PLANS			344	100%	344
COLLIER PHARMACY		282	60	18%	342
CENTERSTONE OF FLORIDA		312	30	9%	342
ADVENT HEALTH CENTRA CARE - PALM COAST		80	262	77%	342
ST VINCENT'S AMBULATORY CARE INC DBA	2	298	42	12%	342
MIAMI CEREBRAL PALSY RESIDENTIAL		341	1	0%	342
ST JUDE CHILDREN'S RESEARCH HOSPITAL		325	15	4%	340
CRONOS CLINICAL LABORATORY	22	227	91	27%	340
STAR CARE		283	57	17%	340
RULEME CENTER	2	307	30	9%	339
MACCLENNY NURSING AND REHAB		320	18	5%	338
Avante at Inverness		335	3	1%	338
MEDICAL CENTER AT OCEAN REEF,THE		321	17	5%	338
WALGREENS #04809	1	303	33	10%	337
DELTONA HEALTH CARE		307	30	9%	337
220 GOLDEN, LLC	1	320	16	5%	337

# COVID-19: testing by laboratory

Data through May 22, 2021 verified as of May 23, 2021 at 09:25 AM

Data in this report are provisional and subject to change.

The numbers in the table below represent the number of Florida and non-Florida residents for whom test results were received by the Department of Health. A person can be tested by more than one laboratory and can have both positive and negative results. **Therefore, the sum of the numbers in each column will be larger than the total number of people tested.**

Reporting lab	Inconclusive	Negative	Positive	Percent positive	Total
AMERICAN FINNISH NURSING HOME	2	326	8	2%	336
KENNEDY PAIN CLINIC GROUP LLC		301	34	10%	335
ARDEN COURTS OF TAMPA□	2	327	6	2%	335
PHYSICIANS REGIONAL WALK-IN		196	139	41%	335
ACCURATE DIAGNOSTIC LABS, INC	1	316	18	5%	335
CORAL REEF NURSING & REHABILITATION CENTER		327	8	2%	335
CROSS POINTE CARE CENTER	2	326	6	2%	334
DAYTONA BEACH HEALTH AND REHAB CENTER		332	2	1%	334
GOOD SAMARITAN SOCIETY-DAYTONA		313	21	6%	334
Life Care Center at Wells Crossing		309	24	7%	333
NORTH PINELLAS STATMED QUICK QUALITY CLINICS		236	97	29%	333
LAKE SIDE NEUROLOGIC		319	14	4%	333
VITAS HEALTHCARE CORPORATION OF FL		317	15	5%	332
TALLAHASSEE NHHI LLC	1	304	27	8%	332
LODGE HEALTH AND REHABILITATION CENTER, THE		298	33	10%	331
ST JAMES HEALTH AND REHABILITATION CENTER		242	87	26%	329
WESTCHESTER GARDENS LIMITED PARTNERSHIP		319	9	3%	328
AVELLINO LAB USA, INC	1	313	14	4%	328
Sunset Point Center		321	6	2%	327
SILVER CREEK SENIOR LIVING COMMUNITY		321	5	2%	326
WHITE WILSON MEDICAL IMMEDIATE CARE NICEVILLE		99	227	70%	326
PIONEER CLINICAL LAB, LLC		212	113	35%	325
LEESBURG PEDIATRICS		287	38	12%	325
BIOCEPT		302	22	7%	324
LUTHERAN HAVEN		315	9	3%	324
FREEDOM SQUARE NURSING CENTER□		312	12	4%	324
TRUE NORTH HEALTH NAVIGATION LLC DBA DISPATCHHEALTH	1	272	51	16%	324
HUNT CLUB PEDIATRIC ASSOCIATES, P.A.		275	48	15%	323
JACKSONVILLE UNIVERSITY	1	303	19	6%	323
PROFESSIONAL URGENT CARE SERVICES		268	54	17%	322
Life Care Center of Sarasota		309	13	4%	322
Avante at Orlando	1	314	6	2%	321
HOMESTEAD MANOR	2	278	41	13%	321
CONSULATE HEALTH CARE OF SAFETY HARBOR		314	7	2%	321
HEATHER HILL HEALTHCARE CENTER		274	47	15%	321
HIGHLANDS URGENT CARE		1	319	100%	320
D PEDIATRICS		288	32	10%	320
PONTE VEDRA GARDENS		319	1	0%	320
West Melbourne Health and Rehabilitation Center		319	1	0%	320
HOSPICE OF ST FRANCIS INC□		312	7	2%	319
PruittHealth Santa Rosa		225	94	29%	319
RIVERWOOD HEALTH NH LLC		279	40	13%	319
Chatham Glen Healthcare and Rehabilitation Center		308	10	3%	318
PALM GARDEN OF PINELLAS		317	1	0%	318
ST MARK VILLAGE	1	312	5	2%	318
MEDEXPRESS LUTZ		4	313	99%	317
FORT PIERCE HEALTH CARE		309	7	2%	316



# COVID-19: testing by laboratory

Data through May 22, 2021 verified as of May 23, 2021 at 09:25 AM

Data in this report are provisional and subject to change.

The numbers in the table below represent the number of Florida and non-Florida residents for whom test results were received by the Department of Health. A person can be tested by more than one laboratory and can have both positive and negative results. **Therefore, the sum of the numbers in each column will be larger than the total number of people tested.**

Reporting lab	Inconclusive	Negative	Positive	Percent positive	Total
CONEY ISLAND HOSPITAL	1	304	11	3%	316
SILVERCREST HEALTH AND REHABILITATION CENTER	3	305	8	3%	316
MIDWAY PRIMARY CARE, LLC	11	193	111	35%	315
BAY COUNTY SHERIFFS OFFICE JAIL FACILITY		262	53	17%	315
USA HEALTH UNIVERSITY HOSPITAL CLINICAL LABORATORY	1	303	10	3%	314
OSPREY LODGE		253	61	19%	314
IMA MEDICAL GROUP	1	231	82	26%	314
GENESIS MEDICAL LABORATORY MIAMI FL.		83	230	73%	313
Chatsworth at PGA National, LLC		297	14	5%	311
MEDICATION ROOMS-CSU/CI NURSE STATION	1	297	13	4%	311
BENTLEY CARE CENTER		309	1	0%	310
ALTAMONTE PEDIATRIC ASSOCIATES		233	77	25%	310
BARBARA O'REILLY MD PA		302	7	2%	309
DE LUNA HEALTH AND REHABILITATION CENTER		286	23	7%	309
MILLENNIUM PHYSICIAN GROUP LLC		268	40	13%	308
JUPITER MEDICAL CENTER URGENT CENTER		259	49	16%	308
PERSONALIZED GENETIC TESTING	3	204	100	33%	307
SARAPATH DIAGNOSTICS		175	131	43%	306
LAKELAND REGIONAL HEALTH SYSTEMS INC		39	266	87%	305
renaissance health and rehabilitation center		278	27	9%	305
CLARE BRIDGE ORMOND BEACH	1	303			304
NADAL PEDIATRICS		250	54	18%	304
LAKE PARK OF MADISON		292	11	4%	303
FLORIDA ATLANTIC UNIVERSITY STUDENT HEALTH		251	52	17%	303
FARAH MEDICAL		286	17	6%	303
FLORIDA DEPARTMENT OF HEALTH IN TAYLOR COUNTY	1	252	49	16%	302
WALGREENS 10670		262	40	13%	302
ARBOR FACILITY INC		298	4	1%	302
DISCOVERY VILLAGE AT NAPLES		284	17	6%	301
AVANTE AT ORMOND BEACH INC		292	9	3%	301
CAREATC CITY OF TAMPA	27	233	41	14%	301
HEARTLAND PEDIATRICS OF LAKE PLACID PA	1	263	36	12%	300
THE RESIDENCE AT TIMBER PINES	4	268	26	9%	298
BUENA VISTA URGENT CARE		264	34	11%	298
PAVILION FOR HEALTHCARE, THE		295	3	1%	298
BOND CLINIC, PA		222	75	25%	297
RITE MEDICAL CARE PC		294	3	1%	297
Flagler Health and Rehabilitation		287	9	3%	296
ALLIANCE PEDIATRICS PA		288	8	3%	296
CHIPOLA MEDICAL ASSOCIATES, LLC		218	78	26%	296
BROOKDALE DESTIN		284	12	4%	296
WESTWOOD HEALTHCARE SNF		249	46	16%	295
LONGWOOD FAMILY PRACTICE		226	69	23%	295
SANDY PINES	2	248	44	15%	294
A PLUS PEDIATRICS		259	35	12%	294
CHIPOLA HEALTH AND REHAB		276	18	6%	294
AMELIA MEDICAL CARE		135	159	54%	294

# COVID-19: testing by laboratory

Data through May 22, 2021 verified as of May 23, 2021 at 09:25 AM

Data in this report are provisional and subject to change.

The numbers in the table below represent the number of Florida and non-Florida residents for whom test results were received by the Department of Health. A person can be tested by more than one laboratory and can have both positive and negative results. **Therefore, the sum of the numbers in each column will be larger than the total number of people tested.**

Reporting lab	Inconclusive	Negative	Positive	Percent positive	Total
PROTEUS MOLECULAR AND CLINICAL LAB	1	180	112	38%	293
NORTHWEST MEDICAL CENTER CLINICAL LABORATORY		175	118	40%	293
PALMS FACILITY INC		273	18	6%	291
SHC College Park		288	3	1%	291
ADVENT HEALTH - PALM HARBOR ER		240	51	18%	291
BIOIQ		243	48	16%	291
AMERICAN HEALTH ASSOCIATES INC	1	270	19	7%	290
DAVID SCOTT MADWAR MD PA□		261	29	10%	290
DOCTORS MEMORIAL HOSPITAL		158	132	46%	290
SIGNATURE HEALTHCARE OF ORANGE PARK		286	4	1%	290
Solaris Senior Living North Naples ALF		281	9	3%	290
Rehabilitation Center for Park Place LLC		279	11	4%	290
STERLING HOUSE OF DELAND		288	1	0%	289
AUBURN UNIVERSITY MEDICAL CLINIC		227	62	21%	289
GATTOLINE ENTERPRISES, INC. DBA FAMILY CARE PHARMACY		239	50	17%	289
PALM GARDEN OF GAINESVILLE	2	285	2	1%	289
VETERANS AFFAIRS MEDICAL CENTER - MIAMI		2	287	99%	289
Terrace Health and Rehab		284	4	1%	288
MAGNOLIA DIAGNOSTICS, LLC	4	256	28	10%	288
W FRANK WELLS NURSING HOME		258	29	10%	287
CARENOW LAKE MARY		66	221	77%	287
The Ponce Therapy Care Center		283	4	1%	287
Signature healthcare of Jacksonville		281	5	2%	286
BROWARD NURSING & REHABILITATION CTR	8	260	17	6%	285
BAYA URGENT CARE LLC		247	37	13%	284
FLOW HEALTH LABORATORIES LLC		278	6	2%	284
ESCAMBIA COUNTY JAIL DETENTION DIVISION		277	7	2%	284
GEORGE SAFRAN MD PC		270	14	5%	284
AURORA DIAGNOSTICS BERNHARDT LABORATORIES PATHOLOGY SERVICE		190	93	33%	283
LAKE VIEW CARE CENTER AT DELRAY		277	6	2%	283
HUNT CLUB PEDIATRIC ASSOCIATES PA		203	80	28%	283
WASHINGTON REHAB AND NURSING		272	10	4%	282
Sunnyside Nursing Home		279	3	1%	282
Avante at Lake Worth, Inc.	1	274	7	2%	282
BRENTWOOD RETIREMENT COMMUNITY	5	242	34	12%	281
LAKEVIEW INTERNAL MEDICINE		210	71	25%	281
Jacaranda Manor		278	2	1%	280
DOS OF NORTH SHORES NURSING & REHAB CENTER		280			280
ISLAND HEALTH AND REHABILITATION CENTER		271	8	3%	279
Crossbreeze care center	1	275	2	1%	278
PRUITT HEALTH-SANTA ROSA		275	2	1%	277
BRANDON COMMUNITY HEALTH CENTER		245	32	12%	277
VILLAGES REGIONAL HOSPITAL SURGERY CENTER LLC, THE		218	58	21%	276
NASSAU COUNTY JAIL		230	45	16%	275
Cross Gardens Care Center		273	1	0%	274
Glades West Rehabilitation and Nursing Center		266	8	3%	274
MARTIN ACQUISITION 1 LLC DBA		259	14	5%	273



# COVID-19: testing by laboratory

Data through May 22, 2021 verified as of May 23, 2021 at 09:25 AM

Data in this report are provisional and subject to change.

The numbers in the table below represent the number of Florida and non-Florida residents for whom test results were received by the Department of Health. A person can be tested by more than one laboratory and can have both positive and negative results. **Therefore, the sum of the numbers in each column will be larger than the total number of people tested.**

Reporting lab	Inconclusive	Negative	Positive	Percent positive	Total
ADVANCED MEDICAL GROUP		2	271	99%	273
FIRST CHOICE PRIMARY CARE		216	56	21%	272
BVM THE BRIDGES LLC		270	2	1%	272
FORT MYERS REHABILITATION AND NURSING CENTER		245	26	10%	271
ATLANTIC URGENT CARE		186	85	31%	271
LEHIGH VALLEY GENOMICS		45	225	83%	270
RIVERSIDE RECOVERY OF TAMPA		268	2	1%	270
Premier Place at The Glenview		261	9	3%	270
ADVENT HEALTH CARE CENTER	9	246	15	6%	270
PBC FIREFIGHTER BENEFIT FUND WELLNESS CENTER		225	45	17%	270
NORTH FLORIDA PEDIATRICS - MARIANNA		229	40	15%	269
SURREY PLACE CARE CENTER		262	7	3%	269
BOCA RATON REHABILITATION CENTER	4	259	5	2%	268
KINDRED HOSPITAL THE PALM BEACHES		262	6	2%	268
MIAMI JEWISH HEALTH SYSTEMS, INC	4	254	10	4%	268
ADVENT HEALTH CENTRA CARE - ORMOND BEACH		113	155	58%	268
VETERANS AFFAIRS ORLANDO VA MEDICAL CENTER			267	100%	267
SACRED HEART HEALTH SYSTEM INC		220	47	18%	267
BARTRAM CROSSING		267			267
ABSOLUTE HEALTH INTERNAL MEDICINE AND PEDIATRICS		239	28	10%	267
WOMEN'S CARE FLORIDA LABORATORY	1	260	5	2%	266
EVENT MED SERVICES LABORATORY		261	5	2%	266
CCS - JOSEPH V CONTE		264	2	1%	266
FEDERATION CCRC OPERATIONS CORP		263	3	1%	266
EDGEWOOD NURSING CENTER		255	10	4%	265
SERANADES BY SONATA WEST ORANGE		236	29	11%	265
FLORIDA MEDICAL CLINIC LLC		177	88	33%	265
THE PLAYERS CHAMPIONSHIP		265			265
LAKESIDE HEALTH CENTER		263	2	1%	265
LAKE REGIONAL URGENT CARE		12	253	95%	265
SEAVIEW NURSING AND REHABILITATION CENTER		254	10	4%	264
PATHWAY PHARMACY		219	44	17%	263
VIERA DEL MAR HEALTH AND REHABILITATION CENTER		249	13	5%	262
ARDEN COURTS OF FORT MYERS		254	7	3%	261
OAKBROOK HEALTH AND REHABILITATION CENTER	1	246	14	5%	261
FELLOWSHIP HOME AT THE FAIRWAY LLC		254	7	3%	261
TERRACES OF LAKE WORTH CARE CENTER		249	12	5%	261
PINELLAS CARE CENTER		223	38	15%	261
ADVENT HEALTH - ORLANDO		195	65	25%	260
CLIFFORD CHESTER SIMS VA NURSING HOME		251	9	3%	260
BRADEN RIVER REHABILITATION CENTER LLC		258	2	1%	260
CONSULATE HEALTHCARE OF KISSIMMEE		247	12	5%	259
SPRINGS AT LAKE POINTE WOODS		257	2	1%	259
FLORIDA WOMAN CARE LABORATORY LLC		232	26	10%	258
KR at Hillsborough Lakes/Lutz Healthcare		248	10	4%	258
SAMIR EBEID MD		232	26	10%	258
AZALEA TRACE		245	13	5%	258

# COVID-19: testing by laboratory

Data through May 22, 2021 verified as of May 23, 2021 at 09:25 AM

Data in this report are provisional and subject to change.

The numbers in the table below represent the number of Florida and non-Florida residents for whom test results were received by the Department of Health. A person can be tested by more than one laboratory and can have both positive and negative results. **Therefore, the sum of the numbers in each column will be larger than the total number of people tested.**

Reporting lab	Inconclusive	Negative	Positive	Percent positive	Total
HOMESTEAD VILLAGE		246	11	4%	257
MARTIN MEMORIAL MEDICAL CENTER LAB		128	129	50%	257
BAYVIEW CENTER		251	6	2%	257
MCW MENTAL HEALTH LLC		252	4	2%	256
CLERMONT URGENT CARE		1	255	100%	256
FLORIDA CLINICAL LABORATORY-BIOREFERENCE LABORATORIES		103	152	60%	255
SUNLIFE PHARMACY		223	31	12%	254
PADDOCK RIDGE		251	3	1%	254
SHELL POINT VILLAGE MEDICAL CENTER		246	8	3%	254
ST ANTHONYS REHABILITATION HOSPITAL	9	242	2	1%	253
ESCAMBIA COUNTY JAIL	2	181	68	27%	251
BUREAU OF CLINICAL LABORATORIES		209	42	17%	251
Consulate Health Care of St. Petersburg		244	7	3%	251
Royal Oaks Nursing and Rehab		249	1	0%	250
ST PETERSBURG PEDIATRICS-EAST BAY	1	211	38	15%	250
LCS SANDHILL COVE LLC DBA	6	234	10	4%	250
VILLA MARIA WEST SKILLED NURSING FACILITY		241	8	3%	249
UCC - WELLINGTON		3	246	99%	249
TREASURE COAST URGENT & FAMILY CARE		186	62	25%	248
CARRINGTON PLACE OF ST PETE LLC		242	6	2%	248
WHITE WILSON MEDICAL CENTER IMMEDIATE CARE		140	108	44%	248
ADVENTHEALTH EXPRESS CARE AT WESLEY CH		218	29	12%	247
Orchid Cove at Sarasota		246	1	0%	247
Signature Healthcare of Ormond		244	3	1%	247
life Care Center of Melbourne		229	17	7%	246
AVECINA MOBILE		121	125	51%	246
Heritage Healthcare at Tallahassee		239	7	3%	246
LONGWOOD HEALTH AND REHABILITATION CENTER		233	12	5%	245
ROSEWOOD HEALTHCARE & REHABILITATION CENTER		239	6	2%	245
ST AUGUSTINE HEALTH & REHAB CENTER		244	1	0%	245
MALABAR/ADVENT CENTRA CARE		48	196	80%	244
Kindred Hospital South Florida Hollywood SNU		236	8	3%	244
REGENTS PARK AT AVENTURA		229	15	6%	244
ST JOHNS COUNTY DETENTION CENTER		243			243
SOLARIS SENIOR LIVING VERO BEACH		234	9	4%	243
ARCHER HEALTH VENTURES, LLC		217	25	10%	242
ARDEN COURTS OF SEMINOLE		200	41	17%	241
GOOD SAMARITAN CARES		236	5	2%	241
FIRSTCARE CLINIC		123	118	49%	241
SACRED HEART MEDICAL GROUP URGENT CARE		203	38	16%	241
CLARE BRIDGE OF SARASOTA		238	2	1%	240
FLORIDA HEALTH CARE PLAN INC		2	238	99%	240
STERLING HOUSE OF WINTER HAVEN		237	3	1%	240
Lake Port Square Health Center		221	19	8%	240
SOUTHLAND SUITES OF ORMOND BEACH	4	236			240
PALM GARDEN OF AVENTURA		236	4	2%	240
WALGREENS #06012		209	31	13%	240

# COVID-19: testing by laboratory

Data through May 22, 2021 verified as of May 23, 2021 at 09:25 AM

Data in this report are provisional and subject to change.

The numbers in the table below represent the number of Florida and non-Florida residents for whom test results were received by the Department of Health. A person can be tested by more than one laboratory and can have both positive and negative results. **Therefore, the sum of the numbers in each column will be larger than the total number of people tested.**

Reporting lab	Inconclusive	Negative	Positive	Percent positive	Total
AMERICAN HOUSE SENIOR LIVING		189	51	21%	240
NORTH FLORIDA PEDIATRICS PA - DUVAL		210	29	12%	239
ORANGE COUNTY HEALTH DEPT		228	11	5%	239
Sunrise Health and Rehabilitation Center		230	9	4%	239
MATHISON RETIREMENT COMMUNITY, INC	1	226	11	5%	238
LAKE WALES OPERATING GROUP LLC		233	5	2%	238
JUNO DERMATOLOGY LLC		220	18	8%	238
FLORIDA DEPARTMENT OF HEALTH IN WALTON COUNTY		213	25	11%	238
FLORIDA HEALTH CARE PLANS INC		2	235	99%	237
DOCTORS MEMORIAL FAMILY MEDICINE	2	167	68	29%	237
CHILDREN MED CARE INC		204	33	14%	237
SEMINOLE TRIBE OF FLORIDA		199	38	16%	237
REGENCY PARK		218	19	8%	237
HEARTLAND SOUTH JACKSONVILLE OF JACKSONVILLE FL ,		236			236
MEASE COUNTRYSIDE HOSPITAL		2	234	99%	236
BAY VUE NURSING AND REHABILITATION CENTER		224	11	5%	235
Fouraker Hills Rehab and Nursing		226	9	4%	235
LIFE CARE CENTER OF PORT ST. LUCIE		223	12	5%	235
OAK HAMMOCK AT THE UNIVERSITY OF FLORIDA		229	6	3%	235
ADVENT HEALTH - FOUR CORNERS ER		191	44	19%	235
GUEST HOUSE OCALA, THE		224	11	5%	235
BAY TREE CARE AND REHABILITATION CENTER		197	38	16%	235
YOUR FAMILY WALK-IN CLINIC		18	216	92%	234
KENILWORTH CARE & REHABILITATION CENTER		213	21	9%	234
MANDARIN PEDIATRICS		210	24	10%	234
BORLAND GROOVER CLINIC	1	193	39	17%	233
VILLAGE PEDIATRICS LLC		201	32	14%	233
HEALTHPOINT MED GRP OF THE EMERALD COAST LLC		193	40	17%	233
MEDICAL CONSULTANTS OF FLORIDA LLC	1	196	35	15%	232
Lakewood Nursing Center		198	34	15%	232
ADVENT HEALTH - LAKE NONA		197	35	15%	232
HOSPITAL FOR SPECIAL SURGERY		229	3	1%	232
BENDERSON FAMILY SKILLED NURSING AND□		213	18	8%	231
ManorCare Health Services-Palm Harbor	1	229	1	0%	231
DOLPHIN POINTE HEALTH CARE LLC		207	23	10%	230
LYNN HAVEN SPORTS COMPLEX-WALKON CLINIC		21	209	91%	230
ALLSOUTH URGENT CARE		52	178	77%	230
COLONY CLUB ALF,THE	1	213	15	7%	229
CORAL GABLES NURSING & REHABILITATION CENTER		218	11	5%	229
UNIVERSITY OF MIAMI		84	144	63%	228
ASCENSION MEDICAL GROUP		5	223	98%	228
HIGHLANDS LAKE CENTER		223	5	2%	228
WEST		207	21	9%	228
WIREGRASS DIRECT PRIMARY CARE PLLC□		190	37	16%	227
Avante at Melbourne		222	5	2%	227
PARK MEADOWS HEALTH AND REHABILITATION CENTER		225	1	0%	226
PARKS HEALTHCARE & REHABILITATION CTR	4	211	11	5%	226

# COVID-19: testing by laboratory

Data through May 22, 2021 verified as of May 23, 2021 at 09:25 AM

Data in this report are provisional and subject to change.

The numbers in the table below represent the number of Florida and non-Florida residents for whom test results were received by the Department of Health. A person can be tested by more than one laboratory and can have both positive and negative results. **Therefore, the sum of the numbers in each column will be larger than the total number of people tested.**

Reporting lab	Inconclusive	Negative	Positive	Percent positive	Total
NADAL PEDIATRICS - VICTORIA STREET (3385)		193	33	15%	226
ARDEN COURTS OF DELRAY BEACH FL LLC	3	212	11	5%	226
NSPIRE HEALTHCARE LAUDERHILL		219	6	3%	225
BONITA PHARMACY		204	21	9%	225
AVANTE AT ORLANDO INC		224	1	0%	225
CONSULATE HEALTH CARE OF MELBOURNE		220	5	2%	225
WORKPLACE SCREENING INTELLIGENCE			224	100%	224
MACTOWN, INC		222	2	1%	224
FORT WALTON REHABILITATION CENTER		185	39	17%	224
INN AT ASTON GARDENS, THE		216	8	4%	224
UNIVERSITY COMMUNITY HOSPITAL		192	32	14%	224
The Waterford		221	3	1%	224
KINDRED HOSPITAL MELBOURNE	1	216	7	3%	224
JACKSON COUNTY HEALTH DEPARTMENT		167	57	25%	224
MIAMI VA HEALTHCARE SYSTEM			224	100%	224
DISCOVERY VILLAGE AT MELBOURNE		197	27	12%	224
Hampton Court Nursing and Rehabilitation Center		221	2	1%	223
ADVENT HEALTH CENTRA CARE - APOPKA NORTH		192	31	14%	223
MINUTECLINIC DIAGNOSTIC OF TEXAS, LLC		204	18	8%	222
FLAGLER COUNTY DETENTION CENTER		209	13	6%	222
CCS - PAUL REIN DETENTION FACILITY		156	66	30%	222
EDWARD J HEALEY REHAB & NURSING CENTER		222			222
PINNACLES PEDS CARE PA		222			222
PEDIATRIC SPECIALISTS MEDICAL GROUP☐	1	193	28	13%	222
PALMS MEDICAL GROUP HIGH SPRINGS		183	39	18%	222
SOUTH BALDWIN REGIONAL MEDICAL CENTER		206	15	7%	221
HERITAGE HEALTHCARE AND REHABILITATION CENTER		216	5	2%	221
SUPERIOR RESIDENCES OF PANAMA CITY BEACH		213	7	3%	220
CONCORD LIFE SCIENCES LLC	2	201	17	8%	220
Boynton Beach Rehabilitation Center	2	213	5	2%	220
ANGELS DIAGNOSTIC GROUP		174	45	21%	219
WOOD LAKE HEALTH AND REHABILITATION CENTER		219			219
ADVENT HEALTH CENTRA CARE - DAYTONA BEACH		94	125	57%	219
LABCORP BURLINGTON	1	158	59	27%	218
TUSCAN GARDENS OF PALM COAST		212	6	3%	218
MINUTECLINIC DIAGNOSTIC		207	11	5%	218
THE MANOR AT CARPENTERS		185	32	15%	217
ST. CLOUD REGIONAL MEDICAL CENTER		199	18	8%	217
Lehigh Acres Health and Rehabilitation		205	12	6%	217
LAKE PORT SQUARE		200	17	8%	217
BARKLEY PLACE	1	209	6	3%	216
BROOKDALE ATRIM WAY		210	6	3%	216
HEALTH FIRST - HOLMES REGIONAL MEDICAL CENTER		32	183	85%	215
Taylor Care Center		210	5	2%	215
GATEWAY/ADVENT CENTRA CARE	1	24	190	88%	215
BLOCK, NATION, CHASE, AND SMOLEN FAMILY MEDICINE		157	57	27%	214
CARE RESOURCE COMMUNITY HEALTH CENTERS INC		201	13	6%	214



# COVID-19: testing by laboratory

Data through May 22, 2021 verified as of May 23, 2021 at 09:25 AM

Data in this report are provisional and subject to change.

The numbers in the table below represent the number of Florida and non-Florida residents for whom test results were received by the Department of Health. A person can be tested by more than one laboratory and can have both positive and negative results. **Therefore, the sum of the numbers in each column will be larger than the total number of people tested.**

Reporting lab	Inconclusive	Negative	Positive	Percent positive	Total
ALL SEASONS NAPLES LLC		205	9	4%	214
PATRIOT MEDICAL LABORATORIES		206	8	4%	214
BENTLEY VILLAGE II		204	10	5%	214
CONSULATE HEALTH CARE OF WINTER HAVEN		209	4	2%	213
Consulate Healthcare of West Palm Beach		197	16	8%	213
JACKSONVILLE NURSING AND REHAB CENTER		205	8	4%	213
POCONO MEDICAL CENTER		212	1	0%	213
San Jose Health & Rehabilitation		207	6	3%	213
Bayside Health and Rehabilitation		181	31	15%	212
GEORGIA DEPARTMENT OF PUBLIC HEALTH	1	5	206	97%	212
FULGENT GENETICS	3	166	43	20%	212
GABISA MEDICAL LLC		211	1	0%	212
CVS		51	159	76%	210
GLENRIDGE ON PALMER RANCH,THE		202	8	4%	210
GOOD SAMARITAN SOCIETY OF DELAND		199	11	5%	210
Nspire Health Care Kendall		199	10	5%	209
The Palace Nursing and Rehabilitation Center		209			209
FAWCETT MEMORIAL HOSPITAL LABORATORY			209	100%	209
NO FLORIDA PEDIATRICS, PA		182	27	13%	209
LAB CORP	1	121	87	42%	209
Whispering Oaks	11	175	23	11%	209
MIRACLE HILL NURSING & REHABILITATION CENTER INC		202	6	3%	208
MERCY MEDICAL URGENT CARE CENTER INC		149	59	28%	208
CARE CENTERS OF NASSAU		202	5	2%	207
KINGS BAY PEDIATRICS LLC		200	7	3%	207
HIALEAH SHORES NURSING AND REHAB CENTER		199	8	4%	207
NEW YORK CITY DEPARTMENT OF HEALTH & MENTAL		172	35	17%	207
AMA MEDICAL GROUP LLC		175	32	15%	207
TARPON POINT NURSING AND REHABILITATION CENTER		203	3	1%	206
Arbor Springs Health and Rehab		205			205
JEFFERSON COUNTY HEALTH DEPARTMENT-MONTICELLO		164	41	20%	205
Cross Terrace REhabitation		203	2	1%	205
SENIOR LIVING VII TAMPA LLC	1	195	9	4%	205
PALM HARBOR FAMILY PRACTICE & WALK-IN		157	47	23%	204
PCB CLINIC		159	45	22%	204
PATHGROUP LABS LLC		97	107	52%	204
BROOKDALE OF SPRING HILL	9	192	2	1%	203
POLK COUNTY HEALTH DEPARTMENT		178	24	12%	202
CANTERFIELD OF OCALA, LLC		190	12	6%	202
Governors Creek Health and Rehabilitation	1	198	2	1%	201
KINDRED HOSPITAL SOUTH FLORIDA		166	35	17%	201
NO FLORIDA PEDIATRICS, PA - BRADFORD		169	32	16%	201
NSPIRE HEALTHCARE TAMARAC		161	40	20%	201
VAMC WEST PALM LAB		5	196	98%	201
MD NOW MEDICAL CENTERS INC		154	47	23%	201
SIGNATURE HEALTHCARE OF PORT CHARLOTTE		194	7	3%	201
VIPEDIATRICS PLLC		185	16	8%	201

# COVID-19: testing by laboratory

Data through May 22, 2021 verified as of May 23, 2021 at 09:25 AM

Data in this report are provisional and subject to change.

The numbers in the table below represent the number of Florida and non-Florida residents for whom test results were received by the Department of Health. A person can be tested by more than one laboratory and can have both positive and negative results. **Therefore, the sum of the numbers in each column will be larger than the total number of people tested.**

Reporting lab	Inconclusive	Negative	Positive	Percent positive	Total
GRACE PEDIATRICS		168	33	16%	201
ADVENT HEALTH - CARROLLWOOD	4	169	27	14%	200
Lakeside Oaks Care Center		195	5	3%	200
AMERICAN FAMILY MEDICAL LLC		157	43	22%	200
AVANTE OF BOCA RATON		198	1	1%	199
SUMMERFIELD EMERGENCY ROOM		151	48	24%	199
NORTH BEACH REHABILITATION CENTER		197	2	1%	199
SUNY UPSTATE MEDICAL UNIVERSITY		184	15	8%	199
HAWKINS FAMILY MEDICINE LLC	1	142	56	28%	199
DEPARTMENT OF HEALTH & HUMAN SERVICES		198			198
SOUTH GEORGIA MEDICAL CENTER		136	62	31%	198
LAUREL POINT CARE ACQUISITION LLC DBA SANDGATE GARDENS REHAB AND NURSI		171	27	14%	198
WEST COAST FAMILY MEDICAL CARE		163	35	18%	198
TRADITION MEDICAL CENTER LABORATORY		56	142	72%	198
BAYCARE HEALTH SYSTEMS	1	6	190	96%	197
PEDIATRIC ASSOCIATES AT ARGYLE PA		186	11	6%	197
FINLAY CLINICAL LABORATORY INC	1	39	156	80%	196
TUSCAN GARDENS OF VENETIA MANAGEMENT COMPANY		179	17	9%	196
RIVERWOOD CENTER,THE		186	10	5%	196
SARNO EXTENDED HOURS		127	69	35%	196
ABBIEJEAN RUSSELL CARE CENTER		195	1	1%	196
ADVENT HEALTH CENTRA CARE - CARROLLWOOD	2	19	175	89%	196
AVANTE AT BOCA RATON		196			196
FLORIDA DEPARTMENT OF HEALTH IN ALACHUA COUNTY -		179	16	8%	195
QUEENS HOSPITAL CENTER	1	184	10	5%	195
Heritage Park Rehabilitation & Healthcare		177	18	9%	195
BRUCE S WEST MD	1	193	1	1%	195
CHARTER SENIOR LIVING OF PANAMA CITY BEACH		174	21	11%	195
GLADES HEALTH CARE CENTER		192	3	2%	195
RDV SPORTSPLEX PEDIATRICS		164	31	16%	195
PEDIATRICS OF GREATER ORLANDO		167	28	14%	195
ROSECASTLE OF ZEPHRHILLS		192	3	2%	195
HAZELDEN FLORIDA	1	186	7	4%	194
GARDENS HEALTH NH LLC		188	6	3%	194
BEACON AT GULF BREEZE, THE	2	181	11	6%	194
KINDRED HOSPITAL - SOUTH FLORIDA		189	4	2%	193
COASTAL DETOX		189	4	2%	193
EXOSOME DIAGNOSTICS	1	172	20	10%	193
BENTON HOUSE AT OAKLEAF		163	30	16%	193
EMBRY RIDDLE AERONAUTICAL UNIVERSITY HEALTH SERVICES		1	192	99%	193
Consulate Health Care of Port Charlotte		191	2	1%	193
FIRST CHOICE PEDIATRICS SEMORAN		98	95	49%	193
Signature Healthcare of Palm Beach		190	2	1%	192
BIGGERS FAMILY MEDICINE PA	1	176	15	8%	192
Belleair Healthcare Center		186	6	3%	192
ARDEN COURTS OF PALM HARBOR		172	20	10%	192
CYPRESS POINT LIVING, LLC		177	15	8%	192



# COVID-19: testing by laboratory

Data through May 22, 2021 verified as of May 23, 2021 at 09:25 AM

Data in this report are provisional and subject to change.

The numbers in the table below represent the number of Florida and non-Florida residents for whom test results were received by the Department of Health. A person can be tested by more than one laboratory and can have both positive and negative results. **Therefore, the sum of the numbers in each column will be larger than the total number of people tested.**

Reporting lab	Inconclusive	Negative	Positive	Percent positive	Total
ADVENTHEALTH MEDICAL GROUP FAMILY MEDICINE AT		144	48	25%	<b>192</b>
MAGNOLIA MEDICAL CLINIC		80	111	58%	<b>191</b>
CANTERFIELD OF CLAY COUNTY		151	40	21%	<b>191</b>
HEALTH LINK DIAGNOSTIC LABORATORIES		182	9	5%	<b>191</b>
Emory L Bennett State Veterans Nursing Home		188	3	2%	<b>191</b>
GULFCOAST PEDIATRICS		180	11	6%	<b>191</b>
Oakhurst Center	1	182	7	4%	<b>190</b>
PRIMECARE OF DOTHAN		136	54	28%	<b>190</b>
HEARTLAND HEALTHCARE AND REHAB CENTER		165	25	13%	<b>190</b>
NEO GENOMICS - FORT MYERS	1	183	6	3%	<b>190</b>
BAY EDUCATORS WELLNESS CENTER		131	59	31%	<b>190</b>
The Inn at Sarasota Bay Club		186	3	2%	<b>189</b>
VIERA MANOR ASSISTED LIVING RESIDENCE		182	7	4%	<b>189</b>
PREMIER COMMUNITY HEALTHCARE GROUP INC		181	8	4%	<b>189</b>
PHYSICIANS REGIONAL MEDICAL CENTER - PINE RIDGE		20	169	89%	<b>189</b>
EAST NEW YORK DIAGNOSTIC AND TREATMENT		180	9	5%	<b>189</b>
ARDEN COURTS OF LARGO FL, LLC		167	22	12%	<b>189</b>
CSL PLASMA		31	157	84%	<b>188</b>
Life Care Center of Altamonte Springs		157	31	16%	<b>188</b>
NIGHT LITE PEDIATRICS WINTER GARDEN		144	44	23%	<b>188</b>
NORTHEAST FLORIDA STATE HOSP-NURSING		187	1	1%	<b>188</b>
OCEAN REEF MEDICAL CENTER		150	38	20%	<b>188</b>
ZON BEACHSIDE LLC		151	37	20%	<b>188</b>
PLANTATION NURSING & REHAB CENTER		187			<b>187</b>
US MEDICAL CARE, INC		164	23	12%	<b>187</b>
ANTHEM LAKES LLC		151	35	19%	<b>186</b>
BAPTIST HEALTH PRIMARY CARE	1	135	50	27%	<b>186</b>
ATMORE COMMUNITY HOSPITAL LABORATORY		155	30	16%	<b>185</b>
PPC-LAB EDI ORCHARD BI		176	9	5%	<b>185</b>
CENTRAL FLORIDA HEALTHCARE GROUP LLC		151	34	18%	<b>185</b>
ADVENT		172	13	7%	<b>185</b>
OCALA CBOC		173	12	6%	<b>185</b>
ST. JAMES BAY HEALTH AND REHABILITATION CENTER		183	1	1%	<b>184</b>
BROOKDALE ORANGE PARK		182	2	1%	<b>184</b>
Madison Health and Rehabilitation Center		148	36	20%	<b>184</b>
ADVENT HEALTH CENTRA CARE - WESLEY CHAPEL		13	170	93%	<b>183</b>
KRYSTAL BAY NURSING AND REHABILITATION		177	6	3%	<b>183</b>
TGH URGENT CARE - FAST TRACK			182	100%	<b>182</b>
MOBILE INFIRMARY MED CENTER PATH LAB		167	15	8%	<b>182</b>
BRIGHTON EGGERT PHARMACY INC		175	7	4%	<b>182</b>
LAKEVIEW TERRACE RETIREMENT COMMUNITY		163	19	10%	<b>182</b>
OMNI HEALTHCARE, INC		171	11	6%	<b>182</b>
FHMG-FLORIDA HOSPITAL MEDICAL GROUP		155	26	14%	<b>181</b>
The Crossroads		180	1	1%	<b>181</b>
STERLING HOUSE OF PUNTA GORDA		180	1	1%	<b>181</b>
NORTH FLORIDA INTERNAL MEDICINE PA		145	35	19%	<b>180</b>
REOPEN DIAGNOSTICS LLC (DBA PANDEMIC RESPONSE LAB)	2	177			<b>179</b>

# COVID-19: testing by laboratory

Data through May 22, 2021 verified as of May 23, 2021 at 09:25 AM

Data in this report are provisional and subject to change.

The numbers in the table below represent the number of Florida and non-Florida residents for whom test results were received by the Department of Health. A person can be tested by more than one laboratory and can have both positive and negative results. **Therefore, the sum of the numbers in each column will be larger than the total number of people tested.**

Reporting lab	Inconclusive	Negative	Positive	Percent positive	Total
WILTON MANORS HEALTH & REHABILITATION CENTER		170	9	5%	179
CAYUGA MEDICAL CENTER AT ITHACA		173	5	3%	178
MID FLORIDA PATHOLOGY LLC MOBILE UNIT #4		125	53	30%	178
ROSECASTLE OF CITRUS		148	30	17%	178
QUALITY URGENT CARE AND WELLNESS PL	3	128	47	26%	178
PROMPT CARE OF CENTRAL FLORIDA		7	170	96%	177
SUWANNEE VALLEY NURSING CENTER		163	14	8%	177
TERRACE AT HOBE SOUND, THE	1	162	14	8%	177
HOSPICE OF THE TREASURE COAST		172	5	3%	177
LISTENING DOCTOR PLLC, THE		159	18	10%	177
HARBOR BEACH NURSING AND REHABILITATION CENTER		147	30	17%	177
TGH URGENT CARE – SEMINOLE		17	160	90%	177
ASTON GARDENS AT PELICAN MARSH		169	7	4%	176
GENE BY GENE		61	115	65%	176
Peninsula Care and Rehab		164	12	7%	176
WOODBIDGE FACILITY INC		170	6	3%	176
ORLANDO HEALTH EMERGENCY DEPARTMENT		163	12	7%	175
COASTAL INTERNAL MEDICINE		135	40	23%	175
MINUTECLINIC DIAGNOSTIC OF SOUTH CARO		148	27	15%	175
CITRUS MEMORIAL HOSPITAL		1	173	99%	174
DOCTOR TODAY TLC LLC		123	51	29%	174
MAINSTREAM DIAGNOSTIC LABORATORY LLC		147	27	16%	174
ANCHOR CARE AND REHABILITATION CENTER		173	1	1%	174
ARDEN COURTS OF LELY PALMS		171	2	1%	173
LONGWOOD CARDIOLOGY			173	100%	173
Winter Park Care and Rehab		171	1	1%	172
URGENT CARE OF THE PALM BEACHES, NORTH PALM BEACH			172	100%	172
BROOKDALE FORT MYERS THE COLONY		167	5	3%	172
SOMERBY LAKE NONA		164	7	4%	171
FINNISH AMERICAN REST HOME-ALF		169	2	1%	171
WESLEY HAVEN VILLA	1	134	35	21%	170
WALGREENS CO		149	21	12%	170
JPR URGENT MEDICAL CARE		165	5	3%	170
GRAVITY DIAGNOSTICS		56	114	67%	170
Life Care Center of Orlando		164	6	4%	170
ALLCARE MEDICAL CENTERS PC		144	25	15%	169
ADVENT HEALTH CENTRA CARE - TEMPLE TERRACE	1	104	64	38%	169
OPPENHEIMER PLASTIC SURGERY LLC		164	5	3%	169
PANAMA CITY DEVELOPMENTAL CENTER		168			168
CORNERSTONE MEDICAL CARE OF BRANDON PL		138	30	18%	168
Nemours Children's Urgent Care		80	87	52%	167
REGENCY OAKS HEALTH CENTER		165	2	1%	167
MEADOWCREST FAMILY PHYSICIANS		98	69	41%	167
AEGIS MEDICAL GROUP		137	30	18%	167
OSPREY VILLAGE AT AMELIA ISLAND LTD		157	10	6%	167
KEYSTYLE LIVING LLC	1	164	2	1%	167
ANYLABTEST NOW		158	8	5%	166

# COVID-19: testing by laboratory

Data through May 22, 2021 verified as of May 23, 2021 at 09:25 AM

Data in this report are provisional and subject to change.

The numbers in the table below represent the number of Florida and non-Florida residents for whom test results were received by the Department of Health. A person can be tested by more than one laboratory and can have both positive and negative results. **Therefore, the sum of the numbers in each column will be larger than the total number of people tested.**

Reporting lab	Inconclusive	Negative	Positive	Percent positive	Total
PACIFICA SUNRISE☐		158	8	5%	166
BROOKDALE BONITA SPRINGS		162	3	2%	165
THE ARLINGTON OF NAPLES INC.		162	3	2%	165
WALTON PLACE		165			165
CITRUS HEALTH AND REHAB		132	33	20%	165
WRIGHTS HEALTH CARE AND REHABILITATION CENTER		135	30	18%	165
CHERRY OAK PALM BEACH COUNTY		156	8	5%	164
LEE MEMORIAL HEALTH SYSTEM HEALTH FAIR		157	7	4%	164
MINUTECLINIC LLC #4987		147	17	10%	164
NORTH PORT REHABILITATION AND NURSING CENTER☐		163	1	1%	164
REHAB AND HEALTHCARE CENTER OF CAPE CORAL		163			163
LANDMARK HOSPITAL SOUTHWEST FLORIDA LLC		158	5	3%	163
PRECISION GENETICS, INC		157	6	4%	163
BRADENTON HEALTH CARE		163			163
TRI COUNTY NURSING HOME		162	1	1%	163
ARLINGTON OF NAPLES INC, THE		162			162
DOCTORS MEMORIAL FAMILY PRACTICE	2	122	38	23%	162
MINUTECLINIC DIAGNOSTIC OF NORTH CAROL		137	25	15%	162
DEERFIELD BEACH REHABILITATION AND NURSING		157	5	3%	162
KINDRED HOSPITAL NORTH FLORIDA	3	151	8	5%	162
DESOTO PALMS ALF		155	6	4%	161
GREENBRIAR REHABILITATION AND NURSING CENTER	1	159			160
TUSCAN ISLE CHAMPIONSGATE OP CO LLC		158	2	1%	160
OHI WEST INC		147	13	8%	160
F&T MEDICAL RESEARCH, INC		160			160
KEYSTONE REHAB		160			160
AMERICAN HOUSE COCONUT POINT		138	22	14%	160
ARCADIA HEALTH AND REHABILITATION CENTER		100	60	38%	160
POINTE, THE		131	28	18%	159
GRAND AVE PHARMACY		112	47	30%	159
BROOKDALE PENSACOLA		158	1	1%	159
LABORATORY OF FLORIDA		103	56	35%	159
WUESTHOFF REF LABORATORY			158	100%	158
PROVIDENCE HOSPITAL LABORATORY		149	9	6%	158
PHYSICIAN PARTNERS PERRY		94	64	41%	158
GRAND VILLA OF ORMOND BEACH		151	6	4%	157
FAWCETT MEMORIAL HOSPITAL-LAB		39	118	75%	157
TIMBERRIDGE NURSING HOME & REHAB		123	34	22%	157
WALGREENS 6221		139	18	11%	157
ALL FLORIDA FAMILY AND SPORTS MEDICINE		134	23	15%	157
ADVENTHEALTH HOSPICE CARE CENTRAL FLORIDA		152	5	3%	157
The Crossings		155	2	1%	157
MD NOW MEDICAL CENTERS, INC.		121	35	22%	156
MEMORY CARE OF NAPLES		155	1	1%	156
CLEARWATER STATMED QUICK QUALITY CLINICS		47	109	70%	156
Englewood Healthcare and Rehab		141	15	10%	156
CRANE CENTER		124	31	20%	155

# COVID-19: testing by laboratory

Data through May 22, 2021 verified as of May 23, 2021 at 09:25 AM

Data in this report are provisional and subject to change.

The numbers in the table below represent the number of Florida and non-Florida residents for whom test results were received by the Department of Health. A person can be tested by more than one laboratory and can have both positive and negative results. **Therefore, the sum of the numbers in each column will be larger than the total number of people tested.**

Reporting lab	Inconclusive	Negative	Positive	Percent positive	Total
AESTHETIC SURGERY CENTER OF WINTER PARK, THE	3	147	5	3%	155
Summit Medical Group		143	12	8%	155
CORE BIO LABS		76	79	51%	155
ENCOMPASS HEALTH REHABILITATION HOSPITAL		153	2	1%	155
FAMILY EXTENDED CARE OF CENTRAL TAMPA		137	18	12%	155
DIAMOND RIDGE		147	8	5%	155
COCOA BEACH/ADVENT CENTRA		41	114	74%	155
CLINICA HISPANA		1	154	99%	155
NAPHCARE, INC.		144	10	6%	154
Centre Pointe Health and Rehabilitation Center		143	11	7%	154
PRUITT HEALTH		152	2	1%	154
NCRNC INC		140	14	9%	154
PALMETTTO FACILITY INC	1	153			154
WINDSOR OF LAKEWOOD RANCH,THE		151	3	2%	154
QUALITY URGENT CARE AND WELLNESS		105	48	31%	153
SUNNY HILLS ALF OF SEBRING INC		140	13	8%	153
CROSSWINDS HEALTH AND REHABILITATION CENTER	1	150	2	1%	153
TURNING POINT OF TAMPA		145	8	5%	153
WILLOW BROOKE COURT AT AZALEA TRACE		149	3	2%	152
GATEWAY CARE CENTER		150	2	1%	152
NAVARRE GARDENS LLC		127	25	16%	152
A2Z DIAGNOSTICS		151	1	1%	152
GRAND VILLA OF DELAND		143	9	6%	152
TALLAHASSEE VA OPC		143	9	6%	152
VILLAGE ON THE ISLE☐		145	6	4%	151
MACKOUL PEDIATRICS FORT MYERS		130	21	14%	151
REFUAH HEALTH CENTER LABORATORY		143	8	5%	151
PALM BEACH COUNTY HEALTH DEPT LAB	4	140	7	5%	151
DIAGNOSTIC LABORATORY OF OKLAHOMA		125	26	17%	151
ORANGE COUNTY CORRECTIONS HEALTH SERVICES		121	30	20%	151
ROHR HOME		145	6	4%	151
TGH URGENT CARE POWERED BY FAST TRACK			150	100%	150
SONATA COCONUT CREEK	2	125	23	15%	150
GOLD CHOICE SENIOR COMMUNITIES		109	41	27%	150
LIFE CARE CENTER OF JACKSONVILLE☐		129	21	14%	150
PRECISION HEALTH RESOURCES, LLC	1	133	15	10%	149
SANIBEL INTERNAL MEDICINE, LLC		143	6	4%	149
MED COMP SCIENCES		3	146	98%	149
DAYSPRING VILLAGE		127	22	15%	149
SEVEN HILLS HEALTH AND REHABILITATION CENTER		133	16	11%	149
UNIVERSTIY CENTER MEDICAL LLC DBA	1	141	6	4%	148
SEAGRASS VILLAGE FLEMING ISLAND		111	37	25%	148
ALLIANCE PEDIATRICS		116	32	22%	148
MILLENNIUM LAB SERVICES			148	100%	148
PROVISTA DIAGNOSTICS, INC		145	3	2%	148
ENCOMPASS HEALTH REHABILITATION HOSPITAL OF SARASOTA		147	1	1%	148
East Bay Rehabilitation Center		113	35	24%	148

# COVID-19: testing by laboratory

Data through May 22, 2021 verified as of May 23, 2021 at 09:25 AM

Data in this report are provisional and subject to change.

The numbers in the table below represent the number of Florida and non-Florida residents for whom test results were received by the Department of Health. A person can be tested by more than one laboratory and can have both positive and negative results. **Therefore, the sum of the numbers in each column will be larger than the total number of people tested.**

Reporting lab	Inconclusive	Negative	Positive	Percent positive	Total
BLOCK NATION CHASE		121	27	18%	148
Alhambra Health and Rehabilitation		146	1	1%	147
FG RAPID		140	7	5%	147
SUMMIT MEDICAL GROUP PA		134	13	9%	147
BOSTON RED SOX CLUB LP		144	2	1%	146
MV MEDICAL PRACTICE DBA PRIMARY URGENT CARE		139	7	5%	146
RESEARCH CENTERS OF AMERICA, LLC		119	27	18%	146
WILLOWBROOKE COURT AT ST ANDREWS ESTATES		141	5	3%	146
WEDGEWOOD HEALTHCARE CENTER		94	52	36%	146
BIODESIX, INC.		114	32	22%	146
Quail Run Health Care Center		146			146
ADVENTHEALTH CENTRA CARE PONCIANA	1	81	63	43%	145
REGENCY CARE OF BLOUNTSTOWN LLC		135	10	7%	145
MANOR CARE OF PALM HARBOR		142	3	2%	145
TREASURE COAST FORENSIC TREATMENT CTR		124	21	14%	145
BROOKDALE CAPE CORAL		145			145
KINDRED HOSPITAL-BAY AREA-ST PETERSBURG LAB	1	138	6	4%	145
DAYSPRING SENIOR LIVING LLC		143	2	1%	145
ECOLAB GROUP		108	36	25%	144
ST PETERSBURG PEDIATRICS-MLK JUNIOR BLVD		132	12	8%	144
BAY REGIONAL URGENT CARE	1	99	44	31%	144
OAKS OF KISSIMMEE HEALTH AND REHABILITATION CENTER		140	3	2%	143
SMILEY MEDICAL GROUP		108	35	24%	143
JEFFERY WEINZWEIG		2	141	99%	143
DB MD		126	16	11%	142
EMERALD COAST BEHAVIORAL HOSPITAL		135	7	5%	142
MICRO PATH LABORATORIES INC		139	3	2%	142
PM Pediatrics		120	22	15%	142
PEDIATRIC SERVICES AND BREATHING CENTER PA		112	30	21%	142
SOUTH LAKE PEDIATRICS		123	19	13%	142
LabCorp L#09258090 M#09258105		75	67	47%	142
GRAND VILLA OF LAKELAND		136	6	4%	142
DIATHERIX LABORATORIES		78	63	45%	141
GIBBENS FAMILY MEDICAL, LLC		120	21	15%	141
PORT ST LUCIE REHABILITATION AND HEALTHCARE		98	43	30%	141
HIGHLANDS MEDICAL CENTER		138	3	2%	141
ORANGE PARK PEDIATRICS		127	14	10%	141
ARDEN COURTS OF WEST PALM BEACH		136	5	4%	141
THREE OAKS PHARMACY INC		126	15	11%	141
JOHN KNOX VILLAGE OF CENTRAL FLORIDA		136	5	4%	141
PANCARE HEALTH GULF COUNTY		109	32	23%	141
UNITED CLINICAL LABORATORIES		132	9	6%	141
AVOW HOSPICE INC		140	1	1%	141
SURFSIDE URGENT CARE		114	27	19%	141
WELLNOW URGENT CARE PC		139	2	1%	141
NOVARI CARE LLC		97	44	31%	141
CARENOW URGENT CARE - LAKE MARY			140	100%	140



# COVID-19: testing by laboratory

Data through May 22, 2021 verified as of May 23, 2021 at 09:25 AM

Data in this report are provisional and subject to change.

The numbers in the table below represent the number of Florida and non-Florida residents for whom test results were received by the Department of Health. A person can be tested by more than one laboratory and can have both positive and negative results. **Therefore, the sum of the numbers in each column will be larger than the total number of people tested.**

Reporting lab	Inconclusive	Negative	Positive	Percent positive	Total
DOCTOR'S IN HOUSE LABORATORY		18	122	87%	140
VITAS HEALTHCARE CORPORATION OF FLORIDA		136	4	3%	140
SONNIS PEDIATRICS PA		121	18	13%	139
GRAND OAKS HEALTH & REHABILITATION		138	1	1%	139
MAIN STREET MEDICAL CENTER OF CRESTVIEW PA		113	26	19%	139
DOCTORS CENTER PA,THE		118	21	15%	139
MINUTECLINIC DIAGNOSTIC OF NORTH CARO		124	15	11%	139
LABCORP RTP		55	84	60%	139
Gulf Coast Healthcare (Longwood Health and Rehab		118	21	15%	139
ADVENT HEALTH CENTRA CARE - DELAND		28	110	80%	138
LATE HOURS URGENT CARE		68	70	51%	138
TROPICANA MANUFACTURING COMPANY INC		131	7	5%	138
AHEC CLINIC		8	130	94%	138
ADVENT HEALTH - CENTRAL PASCO ER		119	19	14%	138
AMERICAN PATHOLOGY PARTNERS		136	2	1%	138
STEWART MEDICAL GROUP		34	104	75%	138
TGH URGENT CARE - TYRONE		10	128	93%	138
PUTNAM COUNTY SHERIFFS OFFICE		128	10	7%	138
MANOR AT BLUEWATER BAY		131	7	5%	138
ADVENT HEALTH CENTRA CARE - CITRUS PARK		9	129	93%	138
CLARE BRIDGE OF CAPE CORAL	1	137			138
Lakeside Nursing and Rehabilitation Center	1	112	25	18%	138
SPRING HAVEN RETIREMENT	1	133	3	2%	137
ST JOSEPHS HOSPITAL SOUTH HOSPITAL		1	136	99%	137
HARBORCHASE OF VERO BEACH	1	117	19	14%	137
SUNRISE SENIOR LIVING OF JACKSONVILLE		120	17	12%	137
PRIME HEALTH OF NORTH PORT LLC		115	22	16%	137
VITAS HEALTHCARE		123	14	10%	137
OAKS OF CLEARWATER, THE		133	3	2%	136
ENCOMPASS HEALTH REHABILITATION HOSPITAL OF LARGO		133	3	2%	136
SONATA DELRAY BEACH		125	11	8%	136
ARIZONA DEPARTMENT OF HEALTH SERVICES		5	131	96%	136
L&S SENIOR CARE DBA ARCADIA OAKS	4	131	1	1%	136
ADVENT HEALTH CENTRA CARE - ORANGE CITY	1	53	82	60%	136
GUIDEWELL EMERGENCY MEDICINE DOCTORS LLC		91	45	33%	136
CLUB HEALTH AND REHABILITATION CENTER, THE		134	1	1%	135
TREASURE COAST PEDIATRICS PA		127	8	6%	135
PEDIATRIC CARE CENTER		135			135
SONATA WEST		133	2	1%	135
SMS DO PA		115	20	15%	135
IRL MARKET LAB ALACHUA		104	31	23%	135
SOUTH CAMPUS FACILITY INC		122	12	9%	134
SUNY UPSTATE OVERFLOW LABORATORY		134			134
ADVANCED MEDICAL CENTER		86	48	36%	134
ALTERNATIVE LIVING, INC DBA TWIN CITIES PAVILION		131	3	2%	134
HOSPICE OF MARTIN & ST LUCIE, INC		131	3	2%	134
SANDALWOOD NURSING CENTER		127	7	5%	134

# COVID-19: testing by laboratory

Data through May 22, 2021 verified as of May 23, 2021 at 09:25 AM

Data in this report are provisional and subject to change.

The numbers in the table below represent the number of Florida and non-Florida residents for whom test results were received by the Department of Health. A person can be tested by more than one laboratory and can have both positive and negative results. **Therefore, the sum of the numbers in each column will be larger than the total number of people tested.**

Reporting lab	Inconclusive	Negative	Positive	Percent positive	Total
HEARTLAND PHARMACY LAKE PLACID, INC		100	33	25%	133
SOLARIS SENIOR LIVING OF MERRITT ISLAND		128	5	4%	133
MINUTECLINIC DIAGNOSTIC OF OHIO LLC		111	22	17%	133
VIERA HOSPITAL			133	100%	133
CENTRACARE		18	114	86%	132
THE REHABILITATION CENTER OF LAKE CITY		127	5	4%	132
LAKELAND REGIONAL HEALTH LAKE MIRIAM	3	87	42	32%	132
MORTON PLANT HOSPITAL NURSING		2	130	98%	132
VITAS HEALTHCARE CORP OF FLORIDA		131	1	1%	132
SEMINOLE SPORTS AND FAMILY MEDICINE		116	16	12%	132
AMERICAN HOUSE-BONITA SPRINGS		131	1	1%	132
THE WELLNESS CENTER AT LAKEWOOD RANCH		43	88	67%	131
ARBOR TERRACE SAN JOSE LLC	3	126	2	2%	131
INTEGRATED REGIONAL LABORATORIES		119	12	9%	131
COQUINA CENTER		126	5	4%	131
CHARLES CROFT MD	1	128	2	2%	131
EC OPCO CARROLLWOOD LLC		124	7	5%	131
FOUNTAINS OF HOPE LLC, THE		130	1	1%	131
THE CLUB AND REHABILITATION CENTER		129	1	1%	130
PANAMA PHARMACY	3	109	18	14%	130
MOOSEHAVEN LIFE CARE CENTER		130			130
ADVANCED EMURGENT CARE		32	98	75%	130
MEYER PEDIATRICS		114	16	12%	130
Golfview Healthcare Center		124	6	5%	130
THE COURTYARD ASSISTED LIVING		125	4	3%	129
BMHSI-AEL MICROBIOLOGY LABORATORY	2	102	25	19%	129
TRI-COUNTY NURSING HOME		117	12	9%	129
FHMG- FLORIDA HOSPITAL MEDICAL GROUP		115	14	11%	129
QUICK CARE MED PL CR		80	49	38%	129
LIFESTREAM BEHAVIORIAL CENTER		104	25	19%	129
ISLAND LAKE CENTER		108	21	16%	129
IQBAL A FARUQUI MD		93	35	27%	128
Cross Landings Health and Rehabilitation		119	9	7%	128
ALL CARE URGENT CARE			128	100%	128
RARITAN BAY PERTH AMBOY		119	9	7%	128
FHMG LAKE MARY PEDS		112	16	13%	128
WESTCHESTER MEDICAL CENTER	1	121	6	5%	128
HILLSBOROUGH COUNTY DEVELOPMENTAL CTR	1	117	9	7%	127
WORLD OF PEDIATRICS LLC		119	8	6%	127
GESSLER CLINIC PA		98	29	23%	127
FLORIDA DEPARTMENT OF HEALTH IN LAKE COUNTY	1	79	47	37%	127
TIFFANY HALL NURSING AND REHAB CENTER		118	9	7%	127
ADVENTHEALTH MEDICAL GROUP PRIMARY CARE		116	11	9%	127
PALMS EDGE	1	118	8	6%	127
SHOAL CREEK REHABILITATION CENTER		85	42	33%	127
PATRICK AIR FORCE BASE		14	113	89%	127
NORTHWESTERN UNIVERSITY CORP		125	1	1%	126

# COVID-19: testing by laboratory

Data through May 22, 2021 verified as of May 23, 2021 at 09:25 AM

Data in this report are provisional and subject to change.

The numbers in the table below represent the number of Florida and non-Florida residents for whom test results were received by the Department of Health. A person can be tested by more than one laboratory and can have both positive and negative results. **Therefore, the sum of the numbers in each column will be larger than the total number of people tested.**

Reporting lab	Inconclusive	Negative	Positive	Percent positive	Total
IXI WELLNESS DALLAS, LLC		126			126
MONTEFIORE MEDICAL CENTER LABORATORIES - MOSES		116	10	8%	126
PALM BAY HOSPITAL			126	100%	126
ISLAND COAST PEDIATRICS		114	12	10%	126
WINDERMERE MEDICAL CENTER		120	6	5%	126
BLISS HEALTHCARE SERVICES	1	99	25	20%	125
MINUTECLINIC DIAGNOSTIC OF RHODE ISLAND, LLC #729		121	4	3%	125
J FRANK AVEY MD		97	28	22%	125
Mt Sinai Aventura			125	100%	125
BROOKDALE PALM COAST		125			125
CHILDRENS CLINIC		71	54	43%	125
ARBOR GLEN AT ARBOR TRACE	2	113	9	7%	124
ADVENT HEALTH CENTRA CARE - BRANDON		31	93	75%	124
ARDEN COURTS OF SARASOTA		106	18	15%	124
NORTH FL SOUTH GA HCS-MALCOM RANDALL VAMC			124	100%	124
SIMEDHEALTH LLC		106	18	15%	124
ISLAND URGENT CARE PLLC DBA AFC URGENT CARE		123	1	1%	124
FLORIDA ATLANTIC UNIVERSITY		116	8	6%	124
SHERMAN-ABRAMS LABORATORY INC		116	8	6%	124
GENEDX		48	75	61%	123
PICH KTM CORP DBA MEDTOWN PHARMACY		106	17	14%	123
TREASURE COAST PRIMARY CARE		100	23	19%	123
PSL NAPLES BH OPERATIONS, LLC		123			123
CITRUS MEMORIAL HEALTH SYSTEM LAB		2	121	98%	123
COLONY CARE CENTER		106	17	14%	123
LENOX HILL HOSPITAL		113	9	7%	122
TUSCAN ISLE OPERATING COMPANY LLC DBA		118	4	3%	122
PHYSICIANS REGIONAL CLINIC		92	30	25%	122
TOTAL CARE PLUS LLC			122	100%	122
WINDSOR WOODS REHAB & HEALTHCARE CTR		115	7	6%	122
PARKVIEW HEALTH		121	1	1%	122
HOSPICE OF THE EMERALD COAST INC - PANAMA CITY	2	113	7	6%	122
URGENT CARE TCMA			121	100%	121
BROOKDALE JENSEN BEACH		118	3	2%	121
Hialeah Nursing And Rehabilitation Center		115	6	5%	121
PINELLAS COUNTY JAIL			121	100%	121
LPG PRIMARY CARE AT SURFSIDE		105	16	13%	121
Sandy Ridge Center for Rehabilitation and Healing		100	21	17%	121
CALADIUM PEDIATRICS		105	16	13%	121
Crystal Health & Rehab Center		115	6	5%	121
ARBOR TERRACE ORTEGA LLC	2	116	2	2%	120
HOBDAIRI FAMILY HEALTH LLC		83	37	31%	120
CAN COMMUNITY HEALTH		118	2	2%	120
UNIVERSITY HEALTH SYSTEM INC		109	11	9%	120
FLAGLER COLLEGE HEALTH SERVICES		86	34	28%	120
MY CLINICAL LAB INC		17	103	86%	120
MATHISON RETIREMENT COMMUNITY		114	5	4%	119

# COVID-19: testing by laboratory

Data through May 22, 2021 verified as of May 23, 2021 at 09:25 AM

Data in this report are provisional and subject to change.

The numbers in the table below represent the number of Florida and non-Florida residents for whom test results were received by the Department of Health. A person can be tested by more than one laboratory and can have both positive and negative results. **Therefore, the sum of the numbers in each column will be larger than the total number of people tested.**

Reporting lab	Inconclusive	Negative	Positive	Percent positive	Total
DELAND WELLNESS CENTER			119	100%	119
MED ONE AT SAINT AUGUSTINE		87	32	27%	119
VILLAGES VA CBOC	2	110	7	6%	119
ISLAND DOCTORS		23	96	81%	119
BROOKDALE CANOPY OAKS		87	32	27%	119
COASTAL HEALTH AND REHAB		110	9	8%	119
VILLAS OF HOLLY BROOK - BRADENTON 14TH		117	2	2%	119
RDX BIOSCIENCE		60	59	50%	119
BROWARD HEALTH CORAL SPRINGS EPIDEMIOLOGY DEPT		1	118	99%	119
SOUTH BALDWIN MEDICAL CENTER GULF SHORES		95	23	19%	118
GRAND OAKS OF JENSEN BEACH LLC		113	5	4%	118
MINUTECLINIC DIAGNOSTIC OF SOUTH CAROLINA, LLC		98	20	17%	118
A PLUS FAMILY URGENT CARE		94	24	20%	118
SH HERON EAST LLC		103	15	13%	118
INFINITY BIOLOGIX LLC OAKDALE		111	6	5%	117
BAY PINES MEDICAL ASSOCIATES		1	116	99%	117
BROOKDALE COLONIAL PARK	2	114	1	1%	117
NORTH SHORE MEDICAL LABS	1	109	7	6%	117
MULBERRY CARE CENTER		104	13	11%	117
MD 365 MEDICAL CARE		116	1	1%	117
NEIGHBORHOOD MEDICAL CENTER		112	5	4%	117
CAREATC		30	87	74%	117
OZ		116			116
CABANA AT JENSEN DUNES, THE		112	4	3%	116
WESTWOOD NURSING & REHAB		82	34	29%	116
BELVEDERE COMMONS OF FORT WALTON BEACH		106	10	9%	116
CSL PLASMA INC		11	105	91%	116
CARE CENTERS OF NASSAU, LLC - HENDRICKS RD		115	1	1%	116
LEE COUNTY SCHOOL DISTRICT	1	108	7	6%	116
G & R HEALTH MART PHARMACY		96	20	17%	116
TREASURE COAST MEDICAL ASSOCIATES		4	112	97%	116
CONSULATE HEALTH CARE OF SARASOTA	1	115			116
Courtyards of Orlando Care Center		102	13	11%	115
SUNFLOWER SPRINGS ASSISTED LIVING		105	10	9%	115
THE POINTE AT CEDAR PARK		114	1	1%	115
UNIVERSITY MEDICAL CENTER SUITES		101	14	12%	115
ELAN BUENA VISTA		97	17	15%	114
CVS NY4098030POCT NEW YORK		113	1	1%	114
MAJESTIC OAKS		110	3	3%	113
CAREMOUNT MEDICAL - PATHOLOGY		109	4	4%	113
CLEVELAND CLINIC FOUNDATION		12	101	89%	113
ASHRAF MEDICAL GROUP PLLC DBA PULSE MD		110	3	3%	113
TGH URGENT CARE - RIVERVIEW		1	112	99%	113
VRL EUROFINs - HAWAII		112			112
EXPRESS DOCS LLC		11	101	90%	112
ALLIED HEALTH FORT PIERCE		112			112
WHITE PLAINS HOSPITAL CENTER LAB		108	4	4%	112

# COVID-19: testing by laboratory

Data through May 22, 2021 verified as of May 23, 2021 at 09:25 AM

Data in this report are provisional and subject to change.

The numbers in the table below represent the number of Florida and non-Florida residents for whom test results were received by the Department of Health. A person can be tested by more than one laboratory and can have both positive and negative results. **Therefore, the sum of the numbers in each column will be larger than the total number of people tested.**

Reporting lab	Inconclusive	Negative	Positive	Percent positive	Total
AU HEALTH		96	16	14%	112
GRACE MEDICAL HOME		93	19	17%	112
ALL MY KIDS PEDIATRICS INC		78	33	30%	111
LECONTE MEDICAL CENTER LAB		91	20	18%	111
Ocala Oaks Rehabilitation Center		105	6	5%	111
VANDERBILT UNIVERSITY MEDICAL CENTER		101	10	9%	111
HARBORCHASE OF NAPLES		97	14	13%	111
MEDEXPRESS - BLOOMIN BRANDS		88	23	21%	111
MG PORT CHARLOTTE II SUBTENANT LLC		99	12	11%	111
AVANTE OF MOUNT DORA INC		111			111
LAKE HOUSE ASSISTED LIVING		93	17	15%	110
BAPTIST MEDICAL CENTER SOUTH		88	22	20%	110
AVANTE AT BOCA RATON, INC		110			110
AFTER HOURS PEDIATRICS			110	100%	110
WE SCREEN LLC		104	6	5%	110
KALEIDA HEALTH CENTER FOR LABORATORY		103	6	6%	109
BRANDYWYNE HEALTH CARE CENTER		107	2	2%	109
Riviera Health Resort		108	1	1%	109
ORLANDO LUTHERAN TOWERS ASSISTED LIVING		108			108
North Lake Care Center		107	1	1%	108
EVERGREEN WOODS HEALTH & REHAB CENTER		107	1	1%	108
EVANS HEALTH CARE		106	2	2%	108
NAVY HOSPITAL			108	100%	108
BAY VIEW HEALTHCARE		85	22	21%	107
MENORAH HOUSE		106	1	1%	107
FLORIDA PEDIATRIC GROUP		44	63	59%	107
Salerno Bay Health & Rehabilitation Center		97	10	9%	107
MIAMI BEACH COMMUNITY HEALTH CENTER		2	105	98%	107
Gulfport Rehabilitation Center		103	3	3%	106
JOHN D ARCHBOLD MEMORIAL HOSPITAL		102	4	4%	106
325TH MEDICAL GROUP		87	19	18%	106
HEART OF FLORIDA REGIONAL MED CTR		35	71	67%	106
SUNSHINE GARDENS		105	1	1%	106
NORTH FLORIDA EVALUATION AND TREATMENT CENTER	2	99	5	5%	106
ELMCROFT OF BELLA VITA		98	8	8%	106
STONY BROOK UNIVERSITY MEDICAL CENTER		91	14	13%	105
NORTH CENTRAL BRONX HOSPITAL		100	5	5%	105
CATHOLIC HEALTH SERVICES REGIONAL LAB		97	8	8%	105
HEARTLAND PEDIATRIC ASSOCIATES		87	18	17%	105
PORT CHARLOTTE REHABILITATION CENTER		90	15	14%	105
GEORGE E WEEMS MEMORIAL HOSPITAL LAB		88	17	16%	105
ST PETERSBURG PEDIATRICS-SEMINOLE		92	13	12%	105
MEDICAL CONSULTANTS OF FLORIDA DBA	1	90	14	13%	105
COASTAL LABORATORIES OF FLORIDA		92	13	12%	105
ST MARK ASSISTED LIVING CENTER	1	92	12	11%	105
DAVENPORT PEDIATARICS CLERMONT PA		93	11	11%	104
VISTA MANOR		92	12	12%	104



# COVID-19: testing by laboratory

Data through May 22, 2021 verified as of May 23, 2021 at 09:25 AM

Data in this report are provisional and subject to change.

The numbers in the table below represent the number of Florida and non-Florida residents for whom test results were received by the Department of Health. A person can be tested by more than one laboratory and can have both positive and negative results. **Therefore, the sum of the numbers in each column will be larger than the total number of people tested.**

Reporting lab	Inconclusive	Negative	Positive	Percent positive	Total
EAST RIDGE RETIREMENT VILLAGE INC		104			104
GRANDE, THE☐	2	98	4	4%	104
DOUGLAS T JACOBSON STATE VETERANS HOME		104			104
PEDIATRIC SERVICES OF AMERICA INC		98	6	6%	104
PEDIATRIC CARE CENTER- JACKSONVILLE BEACH		75	29	28%	104
PREDICTIVE LABORATORIES, INC	1	90	13	13%	104
ADVENT HEALTH CENTRA CARE - EAST ORLANDO		73	30	29%	103
PRIMECARE AT TWIN LAKES		3	100	97%	103
PUBLIC SQUARE PHARMACY LLC		81	22	21%	103
LABCORP		31	72	70%	103
FLORIDA MEDICAL CLINIC - MULTI SPECIALTY CAMPUS		53	50	49%	103
SANTA BARBARA CARE CENTER		78	24	24%	102
CENTRAL FLORIDA HEALTH CARE		47	55	54%	102
LAFAYETTE NURSING AND REHABILITATION CENTER		100	2	2%	102
CRESTVIEW URGENT CARE	1	23	78	76%	102
BROOKDALE VERO BEACH SOUTH AL		101	1	1%	102
HENNEPIN HEALTHCARE LABORATORY		102			102
JESSIE TRICE COMMUNITY HEALTH SYSTEM, INC		85	17	17%	102
PruittHealth Fleming Island		87	15	15%	102
1ST PRIORITY LAB SERVICES		85	17	17%	102
NAPHCARE INC		96	6	6%	102
PANIRA HEALTHCARE CLINIC		2	100	98%	102
CCS - BROWARD COUNTY JAIL		94	7	7%	101
HAWTHORN HOUSE☐		87	14	14%	101
MACADAMS HOME HEALTH AGENCY		100	1	1%	101
PENNSYLVANIA DEPT OF HEALTH		21	80	79%	101
EMERALD COAST CENTER		97	4	4%	101
WINDSOR OAKS		100	1	1%	101
JOHN KNOX VILLAGE OF FLORIDA ALF	1	96	4	4%	101
GOLFCREST HEALTHCARE CENTER		101			101
GRAND VILLA OF LARGO		91	9	9%	100
GOOD HEARTS COVID TESTING		57	43	43%	100
ORLANDO COVID TEST , LLC		92	8	8%	100
BREVARD HEALTH ALLIANCE INC		97	3	3%	100
GLOBAL CENTRAL LABS AT PPD	2	88	10	10%	100
Consulate Health Care of Jacksonville		85	14	14%	99
DEVANSH LAB WERKS INC		79	20	20%	99
HUNTSVILLE HOSPITAL LABORATORY		71	28	28%	99
AHMG SURGICAL SPECIALIST		99			99
MEDEXPRESS URGENT CARE WEST TAMPA			99	100%	99
AESTHETIC ENHANCEMENTS		98			98
VALLEY MEDICAL CENTER		91	7	7%	98
MIRIMUS CLINICAL LABS	2	42	54	55%	98
FLORIDA COMMUNITY HEALTH CENTERS INC			98	100%	98
PLAZA OF HALLANDALE BEACH		98			98
KINDRED AT HOME		89	9	9%	98
ARBOR TRAIL		78	20	20%	98

# COVID-19: testing by laboratory

Data through May 22, 2021 verified as of May 23, 2021 at 09:25 AM

Data in this report are provisional and subject to change.

The numbers in the table below represent the number of Florida and non-Florida residents for whom test results were received by the Department of Health. A person can be tested by more than one laboratory and can have both positive and negative results. **Therefore, the sum of the numbers in each column will be larger than the total number of people tested.**

Reporting lab	Inconclusive	Negative	Positive	Percent positive	Total
GARDENS AT TERRACINA HEALTH & REHABILITATION		97	1	1%	98
SEMINOLE COUNTY HEALTH DEPARTMENT		79	19	19%	98
HURLBURT FIELD CLINIC		39	59	60%	98
SIGNATURE HEALTHCARE OF MIDDLEBURG		96	2	2%	98
URINEGOODHANDS LLC		96	2	2%	98
LANDMARK, THE		48	50	51%	98
KORGENE LAB	1	28	69	70%	98
SKIPPACK MEDICAL LAB		82	15	15%	97
SUPERIOR RESIDENCES OF LECANTO		82	15	15%	97
GADSDEN COUNTY HEALTH DEPARTMENT		84	13	13%	97
HEALTH CENTERS AT BRENTWOOD		96	1	1%	97
CATHOLIC HEALTH SYSTEM DEPT LABORATORY		93	4	4%	97
RIDGEWOOD DIAGNOSTIC LABORATORY		92	5	5%	97
ADVENT HEALTH CENTRA CARE - WATERMAN		79	18	19%	97
MINNESOTA TWINS		92	5	5%	97
INSTITUTE OF PATHOLOGY KINGS COUNTY		93	3	3%	96
BARRY UNIVERSITY STUDENT HEALTH SERVICES		52	44	46%	96
MARKET STREET VIERA		95	1	1%	96
QPS, LLC		93	3	3%	96
BRIDGEVIEW CENTER LLC		81	15	16%	96
CVS MINUTE CLINIC		3	93	97%	96
SUNCOAST TECHNICAL COLLEGE SCHOOL OF HEALTH		96			96
A COUNTRY PLACE ASSISTED LIVING FACILITY		94	2	2%	96
LABFIRST - DEPARTMENT OF PATHOLOGY		92	4	4%	96
ERIE COUNTY MEDICAL CTR CLINICAL LABS		92	4	4%	96
SIMED LABORATORY		77	19	20%	96
EAST ALABAMA MEDICAL CENTER LABORATORY		84	12	13%	96
PEDIATRIC ASSOCIATES ORLANDO		82	14	15%	96
BAYSHORE MEMORY CARE		96			96
THE TERRACE OF KISSIMMEE		80	15	16%	95
ST VINCENTS PRIMARY CARE		87	8	8%	95
CROSS CITY REHABILITATION AND HEALTH CARE CENTER		72	23	24%	95
ROSECASTLE AT DELANEY CREEK		94	1	1%	95
SEBRING PEDIATRICS LLC		68	27	28%	95
MEDRITE URGENT CARE		81	14	15%	95
JENNIFER J CHIAVETTA-GRLSANTI DC		78	17	18%	95
Conway Lakes Health and Rehabilitation Center		93	1	1%	94
CONCENTRA - FT LAUDERDALE - COMMERCIAL BLVD		92	2	2%	94
DIAGNOSTIC SOLUTIONS		3	91	97%	94
Baldwin Pediatrix		83	11	12%	94
LAKE GIBSON VILLAGE, LLC		91	3	3%	94
LEE MEMORIAL HEALTH SYSTEM D/B/A LEE COMMUNITY		88	6	6%	94
Summit Medical Group, Pa Db a Citymd		87	7	7%	94
TAMPA BAY CONCIERGE DOCTOR, LLC		90	4	4%	94
CENTURY CENTER FOR REHABILITATION & HEALING		76	18	19%	94
NEW SMYRNA BEACH URGENT CARE			94	100%	94
PREMIUM HEALTH SERVICES OF TAMPA BAY LLC		60	33	35%	93

# COVID-19: testing by laboratory

Data through May 22, 2021 verified as of May 23, 2021 at 09:25 AM

Data in this report are provisional and subject to change.

The numbers in the table below represent the number of Florida and non-Florida residents for whom test results were received by the Department of Health. A person can be tested by more than one laboratory and can have both positive and negative results. **Therefore, the sum of the numbers in each column will be larger than the total number of people tested.**

Reporting lab	Inconclusive	Negative	Positive	Percent positive	Total
PLYMOUTH HOME FOR ADULTS, INC.	8	84	1	1%	93
Heartland Health Care Center North Sarasota		79	14	15%	93
PANCARE HEALTH - FREEPORT CLINIC SUITE B		84	9	10%	93
PRESERVE AT PALM AIRE	3	90			93
BISHOP GRADY VILLAS		91	2	2%	93
MAGNOLIA DIAGNOSTIC		2	90	98%	92
DHMD		92			92
ST VINCENT'S BIRMINGHAM		85	7	8%	92
SUWANNEE COUNTY SHERIFF OFFICE		89	3	3%	92
PROMEDICA SENIOR LIVING		86	6	7%	92
CAMPBELL URGENT CARE		15	77	84%	92
DAVITA LABORATORY		69	23	25%	92
ATLAN		82	9	10%	91
GILBERT MEDICAL GROUP		84	7	8%	91
DEBARY HEALTH AND REHABILITATION CENTER		88	3	3%	91
STUART REHABILITATION AND HEALTHCARE		75	16	18%	91
SUN CLINICAL LABORATORIES		90	1	1%	91
LAKE BUTLER HOSPITAL		81	10	11%	91
BAHIA OAKS LODGE		85	6	7%	91
ROCKLEDGE REGIONAL MEDICAL CENTER		36	55	60%	91
PARK OF THE PALMS INC		90	1	1%	91
MEDICAL PAVILION CLINIC		67	24	26%	91
MD 365 MEDICAL CARE PLLC		91			91
HERON CLUB AT PRESTANCIA		89	2	2%	91
COOPER FAMILY MEDICAL PLLC		71	20	22%	91
LAKELAND REGIONAL HEALTH GATEWAY CENTER		65	26	29%	91
MISIR DRUGS LLC		72	19	21%	91
AVERO DIAGNOSTICS		67	24	26%	91
SONORAN DESERT PATHOLOGY ASSOCIATES		3	88	97%	91
FLORIDA MEDICAL CLINIC PA		63	28	31%	91
JERICOHO URGENT CARE		87	4	4%	91
LEVY COUNTY DEPARTMENT OF HEALTH		65	25	28%	90
KEYS MEDICAL GROUP			90	100%	90
AR ANESTHESIA LLC		88	2	2%	90
MANATEE COUNTY JAIL		89	1	1%	90
OCOEE PEDIATRICS		82	8	9%	90
URGENT CARE USA LLC		2	88	98%	90
HUNTINGTON HOSPITAL LABORATORY		87	3	3%	90
Lanier Rehab		64	26	29%	90
PERSONAL PEDIATRICS		79	11	12%	90
Winter Garden Rehab and Nursing Facility		79	11	12%	90
WALGREENS 2941		85	4	4%	89
LPG PRIMARY CARE AT PINE ISLAND		75	14	16%	89
EMERGENCY PHYSICIANS MEDICAL CENTER LLC		65	24	27%	89
STUART LODGE LIVING LLC		66	23	26%	89
NORTH FLORIDA SPINE AND WELLNESS		69	20	22%	89
EVENTEST, LLC		87	2	2%	89

# COVID-19: testing by laboratory

Data through May 22, 2021 verified as of May 23, 2021 at 09:25 AM

Data in this report are provisional and subject to change.

The numbers in the table below represent the number of Florida and non-Florida residents for whom test results were received by the Department of Health. A person can be tested by more than one laboratory and can have both positive and negative results. **Therefore, the sum of the numbers in each column will be larger than the total number of people tested.**

Reporting lab	Inconclusive	Negative	Positive	Percent positive	Total
ARTHREX MEDICAL CENTER		50	39	44%	89
FREEDOM INN AT TARPON SPRINGS		82	7	8%	89
ATRIUM AT LIBERTY PARK□		85	4	4%	89
ALCALA TESTING & ANALYSIS SERVICES		84	5	6%	89
LAKE SHERIFF		69	20	22%	89
MINUTECLINIC DIAGNOSTIC OF NEW JERSEY		81	8	9%	89
ACE BIOMEDICAL LABS LLC		74	15	17%	89
MIAMI SHORES NURSING & REHAB		89			89
HOLMES COUNTY HEALTH DEPARTMENT	1	74	13	15%	88
BAYLOR GENETICS		75	13	15%	88
CHAMBREL AT ISLAND LAKE		84	4	5%	88
GOVERNOR'S CREEK HEALTH & REHABILITATION		87	1	1%	88
University Hills health and Rehabilitation		78	10	11%	88
CLYDE E LASSEN STATE VETERANS NURSING HOME		62	26	30%	88
TANVIR H SHAGAR NP		81	7	8%	88
ORTHOPAEDIC SURGERY CENTER		88			88
PRODUCTION HEALTH SAFETY MANAGEMENT		86	2	2%	88
DELCARE PA		71	17	19%	88
BRANDON HEALTH AND REHABILITATION CENTER	1	85	1	1%	87
UNIVERSITY OF NEW MEXICO HOSPITAL		87			87
EISENHOWER ARMY MEDICAL CENTER		80	7	8%	87
LAKE HOWELL FAMILY MEDICINE ASSOCIATES		70	17	20%	87
BARNETT PARK□		2	85	98%	87
BEACHES PEDIATRICS PA		82	5	6%	87
WALGREENS #12673		83	4	5%	87
PACIFIC ANALYTICS			87	100%	87
PIERCE INSTRUMENTS INC		84	2	2%	86
TITUSVILLE FAMILY PRACTICE		29	57	66%	86
BRILLIANCE ASSISTED LIVING		69	17	20%	86
PENSACOLA DEVELOPMENTAL CENTER		67	19	22%	86
DISCOVERY VILLAGE AT THE FORUM		86			86
LEE COMMUNITY HEALTHCARE - LEHIGH		73	13	15%	86
MEADOWCREST FAMILY PHYSICIANS PA	1	60	24	28%	85
PRMG - EAST NAPLES	1	73	11	13%	85
W. FRANK WELLS NURSING HOME		84	1	1%	85
NICEVILLE URGENT CARE		38	47	55%	85
ARBOR OAKS AT TYRONE	9	74	2	2%	85
CORNERSTONE PEDIATRICS		69	16	19%	85
GRAND ST PAUL CVS		82	3	4%	85
ROYAL CARE OF AVON PARK		81	3	4%	84
ERIC C MRSHAL, MD, PC #1842		81	3	4%	84
CENTRAL FLORIDA PEDIATRICS		38	46	55%	84
NITE LITE PEDIATRICS - JACKSONVILLE		76	8	10%	84
LONG TERM CARE OF JAY, LLC		63	21	25%	84
ADVENTHEALTH MEDICAL GROUP MULTISPECIALTY			84	100%	84
PINES OF SARASOTA GARDEN		84			84
LABCORP EMPLOYER SERVICES		82	1	1%	83

# COVID-19: testing by laboratory

Data through May 22, 2021 verified as of May 23, 2021 at 09:25 AM

Data in this report are provisional and subject to change.

The numbers in the table below represent the number of Florida and non-Florida residents for whom test results were received by the Department of Health. A person can be tested by more than one laboratory and can have both positive and negative results. **Therefore, the sum of the numbers in each column will be larger than the total number of people tested.**

Reporting lab	Inconclusive	Negative	Positive	Percent positive	Total
PERSONAL PEDIATRICS PA		79	4	5%	83
CANOPY ON BERRYHILL, THE		51	32	39%	83
MID FLORIDA PRIMARY CARE PA		69	14	17%	83
OCEAN BIOSCIENCES LLC		82	1	1%	83
BROWARD HEALTH MEDICAL CENTER CLINICAL LAB			83	100%	83
THE TRADITION OF THE PALM BEACHES		80	3	4%	83
GROWING TOGETHER PEDIATRICS, LLC		77	6	7%	83
BioReference Laboratories, Inc		10	73	88%	83
EMPLOYEE WELLNESS PA		65	18	22%	83
THE PAVILION FOR HEALTH CARE		72	10	12%	82
SEWALLS POINT PHARMACY INC		73	9	11%	82
STONY BROOK SOUTHAMPTON		80	2	2%	82
ROSECASTLE OF JACKSONVILLE LLC		80	2	2%	82
MINUTECLINIC, LLC		72	10	12%	82
NORTH SHORE UNIVERSITY HOSPITAL LABORATORY		75	7	9%	82
LAB PLUS, LLC AT SAINT THOMAS WEST HOSPITAL		68	14	17%	82
LAKE CITY VA MEDICAL CENTER			82	100%	82
DEVELOPMENTAL DISABILITIES DEFENDANT PROGRAM		80	2	2%	82
Lexington Health and Rehabilitation Center		82			82
PANCARE HEALTH - MALONE CLINIC		75	7	9%	82
WEST VOLUSIA FAMILY AND SPORTS MEDICINE		75	7	9%	82
MEDCOR CORPORATE CLINIC		80	1	1%	81
JACOBI MEDICAL CENTER		76	5	6%	81
LEE PHYSICIAN GROUP COLLEGE POINT		75	6	7%	81
MINUTECLINIC DIAGNOSTIC OF SOUTH CAROL		74	7	9%	81
LAB		29	52	64%	81
BIO-TECH CLINICAL LABORATORIES		41	40	49%	81
Rehabilitation Center of the Palm Beaches		79	1	1%	80
ORLANDO CLINICAL RESEARCH CENTER		77	3	4%	80
BALMORAL TENANT SERVICES INC	1	43	36	45%	80
AIR, LAND & SEA PHYSICALS & CONSULTATIONS, LLC		79	1	1%	80
SUMTER PEDIATRICS		75	5	6%	80
MINUTECLINIC DIAGNOSTIC OF KANSAS, PA		71	9	11%	80
NOMI HEALTH LAB SERVICES LLC		9	71	89%	80
CLEARWATER PAIN MANAGEMENT ASSOCIATES		77	2	3%	79
MICHAEL AKPEKE MD		70	9	11%	79
BOND CLINIC PA		46	33	42%	79
CENTRAL BALDWIN IMMEDIATE CARE & FAMILY PRACTICE		61	18	23%	79
CBS LABS OF TAMPA LLC		3	76	96%	79
MICHAEL A VENAZIO MD		75	4	5%	79
BRADFORD COUNTY HEALTH DEPARTMENT		78	1	1%	79
VETERANS AFFAIRS MEDICAL CENTER - PALO ALTO		28	51	65%	79
EDGEWATER AT WATERMAN VILLAGE		78	1	1%	79
LPG PULMONOLOGY-COCONUT POINT		69	10	13%	79
LAKE MORTON PLAZA□		75	3	4%	78
THOMAS INTERNAL MEDICINE		65	13	17%	78
DOH-WEST PALM BEACH BRANCH LABORATORY		3	75	96%	78



# COVID-19: testing by laboratory

Data through May 22, 2021 verified as of May 23, 2021 at 09:25 AM

Data in this report are provisional and subject to change.

The numbers in the table below represent the number of Florida and non-Florida residents for whom test results were received by the Department of Health. A person can be tested by more than one laboratory and can have both positive and negative results. **Therefore, the sum of the numbers in each column will be larger than the total number of people tested.**

Reporting lab	Inconclusive	Negative	Positive	Percent positive	Total
SUNSHINE PEDIATRICS		77	1	1%	78
BAYCARE MEDICAL GROUP		71	7	9%	78
NEW MEXICO STATE PUBLIC HEALTH DIVISION		78			78
GRAND VILLA OF ALTAMONTE SPRINGS		71	7	9%	78
TRINITY URGENT CARE		63	15	19%	78
PANCARE HEALTH - JACKSON COUNTY		65	13	17%	78
TOWERS HOME CARE☐		74	4	5%	78
ORANGE CITY NURSING AND REHAB		75	2	3%	77
BOND CLINIC DR ELDEEB		38	39	51%	77
HEALTH FIRST - PALM BAY HOSPITAL		2	75	97%	77
WALGREENS 9627		71	6	8%	77
WOMENS CARE FLORIDA LABORATORY		70	7	9%	77
THE GOOD SHEPARDS OF DELAND-WEST		76	1	1%	77
LUTHERAN HAVEN ASSISTED LIVING		77			77
NORTH FLORIDA PEDIATRICS - JACKSONVILLE		70	7	9%	77
PALM RIVER COMMUNITY HEALTH CENTER		68	9	12%	77
Grand Villa of Clearwater		71	6	8%	77
ERDOX		72	5	6%	77
ASSOCIATED CLINICAL LABORATORIES		69	8	10%	77
FAST PACE MEDICAL CLINIC, PLLC		65	12	16%	77
MOBILE PHYSICIAN SERVICES INC		68	8	11%	76
PALM BAY URGENT CARE		31	45	59%	76
CLINICAL PATHOLOGY ASSOCIATES-SONIC REFERENCE LAB		76			76
DYNAMIC MEDICAL USA			76	100%	76
WINDSOR REFLECTIONS		75	1	1%	76
SUNCOAST OPTIMAL WELLNESS		23	53	70%	76
NORTH FLORIDA PHARMACY		67	9	12%	76
PROMEDICA LABORATORIES		21	55	72%	76
CAMP BOGGY CREEK		75	1	1%	76
S-H THIRTY-FIVE OPCO- PORT ST LUCIE, LLC	1	75			76
ADVENTHEALTH EXPRESSCARE		45	30	40%	75
SOS MOBILE MEDICAL CARE LLC		63	12	16%	75
WATERCREST ST LUCIE WEST	1	69	5	7%	75
ELLKAY HEALTHCARE DATA PLUMBERS	52	19	4	5%	75
EAST HILL PHARMACY		55	20	27%	75
BROWARD HEALTH MEDICAL CENTER		3	72	96%	75
ST JOSEPHS CHILDRENS OUTREACH		2	73	97%	75
OAK MANOR NURSING HOME		70	4	5%	74
GV NAPLES OPCO, LLC		73	1	1%	74
BROOKDALE OVIEDO		72	2	3%	74
SCOTT LAKE HEALTH AND REHABILITATION CENTER		71	3	4%	74
MED EXPRESS		6	68	92%	74
ENCOMPASS HEALTH REHABILITATION HOSPITAL OF OCALA		73	1	1%	74
NOAH CLINICAL LABORATORY		63	11	15%	74
GOLDEN POND COMMUNITIES		74			74
CITY OF OCALA EMPLOYEE HEALTH AND WELLNESS CENTER		67	7	9%	74
FLORIDA HEALTH CARE DELAND			74	100%	74

# COVID-19: testing by laboratory

Data through May 22, 2021 verified as of May 23, 2021 at 09:25 AM

Data in this report are provisional and subject to change.

The numbers in the table below represent the number of Florida and non-Florida residents for whom test results were received by the Department of Health. A person can be tested by more than one laboratory and can have both positive and negative results. **Therefore, the sum of the numbers in each column will be larger than the total number of people tested.**

Reporting lab	Inconclusive	Negative	Positive	Percent positive	Total
ORLANDO ORTHOPAEDIC CENTER		69	5	7%	74
HARMONY CLINIC		1	73	99%	74
VIP WALK IN CLINIC		50	24	32%	74
MD LABS		47	27	36%	74
MULBERRY'S MOBILE PROVIDER SERVICES LLC□		55	19	26%	74
NORTH FLORIDA PEDIATRICS		57	17	23%	74
EC OPCO PENSACOLA, LLC		73	1	1%	74
DISCOVERY VILLAGE AT PALM BEACH GARDENS		71	2	3%	73
GRAND VILLA OF DEL RAY WEST		69	4	5%	73
MED & CO INVESTMENT LLC		68	5	7%	73
SAFARI PEDIATRICS PA		71	2	3%	73
EVIVIA		70	3	4%	73
INDIGO MANOR□		23	50	68%	73
WILSON MEMORIAL REGIONAL MEDICAL CENTER		69	4	5%	73
EXPRESS CARE OF TAMPA BAY LLC	1	23	49	67%	73
Stratford Court of Palm Harbor		63	10	14%	73
CONSULATE HEALTH CARE – LAKE MARY		72	1	1%	73
WALGREEN		59	14	19%	73
CAREATC INC BRANDON	21	46	5	7%	72
LAKE CO EMPLOYEE HEALTH AND WELLNESS CENTER		64	8	11%	72
TGH URGENT CARE – WESTCHASE			72	100%	72
BOND AND STEELE CLINIC, PA		58	14	19%	72
ENCOMPASS HEALTH REHABILITATION OF ALTAMONTE		67	5	7%	72
Heritage Park Care and Rehabilitation		72			72
CRAIG BERGER MD PL D/B/A BAY AREA EYE INSTITUTE		72			72
INTERNAL MEDICINE ASSOCIATES PA		67	5	7%	72
KESHAV RX LLC		59	13	18%	72
HAVEN OF OUR LADY OF PEACE		72			72
MINUTECLINIC DIAGNOSTIC MEDICAL GROUP		67	5	7%	72
SIDDH INC DBA SAN CARLOS PHARMACY		67	4	6%	71
AMMON LABS		61	10	14%	71
ADVANCED LAB		67	4	6%	71
CL BRUMBACK PRIMARY CARE CLINICS		17	54	76%	71
BIOREFERENCE LABORATORIES INC		11	60	85%	71
HAWTHORNE INN OF LAKELAND		71			71
STERLING HOUSE OF TALLAHASSEE	3	62	6	8%	71
ADVENT HEALTH - LAKE MARY		61	10	14%	71
ADVENT HEALTH - PALM COAST		2	69	97%	71
INN AT ASTON GARDENS AT PELICAN POINTE,THE		67	4	6%	71
Casa Mora Rehabilitation & Extended Care		69	2	3%	71
WALGREENS_PEMBROKE PINES		63	8	11%	71
CP/AIG PENSACOLA DEVELOPMENT LLC		67	3	4%	70
SUNCOAST COMMUNITY HEALTH CENTERS PEDIATRICS		21	49	70%	70
USF HEALTH MORSANI CENTER		5	65	93%	70
THE CLUB AT BOYNTON BEACH, LLC		68	2	3%	70
DOT DOC SARASOTA		62	8	11%	70
Highlands Regional Hospital		63	7	10%	70

# COVID-19: testing by laboratory

Data through May 22, 2021 verified as of May 23, 2021 at 09:25 AM

Data in this report are provisional and subject to change.

The numbers in the table below represent the number of Florida and non-Florida residents for whom test results were received by the Department of Health. A person can be tested by more than one laboratory and can have both positive and negative results. **Therefore, the sum of the numbers in each column will be larger than the total number of people tested.**

Reporting lab	Inconclusive	Negative	Positive	Percent positive	Total
SUMMIT AT VENICE	2	63	5	7%	70
CALHOUN COUNTY HEALTH DEPT		40	30	43%	70
TGH URGENT CARE - WESLEY CHAPEL			70	100%	70
PLANTATION GENERAL HOSPITAL CLINICAL LAB		26	44	63%	70
LINCOLN MEDICAL AND MENTAL HEALTH CENTER		66	3	4%	69
HERITAGE HEALTHCARE AND REHABILITATION CENTER		69			69
WALGREENS #05625		64	5	7%	69
MEMORIAL MANOR		69			69
BLUE SPRINGS SURGERY CENTER		69			69
SAN JOSE SENIOR CARE LLC	1	43	25	36%	69
PARKSIDE INN	3	64	2	3%	69
PINELLAS PARK FIRE DEPARTMENT		65	4	6%	69
GENPATH			69	100%	69
TAMPA URGENT CARE			69	100%	69
MINUTECLINIC DIAGNOSTIC OF HAWAII LLC		62	7	10%	69
SOMERBY OF SANTA ROSA BEACH		59	9	13%	68
ADVANCE URGENT CARE CENTER, LLC		20	48	71%	68
HEALTHPARK MEDICAL CTR NURSING SVC		68			68
ENCOMPASS HEALTH REHABILITATION		65	3	4%	68
SAMFORD UNIVERSITY HEALTH SERVICES		67	1	1%	68
AEL- MEMPHIS		17	51	75%	68
REOPEN DIAGNOSTICS			68	100%	68
BIG BOCA SMILES LLC		66	2	3%	68
ST FRANCIS HOSPITAL		59	8	12%	67
WELLSTAR KENNESTONE HOSPITAL		62	5	7%	67
MEASE MANOR INC		63	4	6%	67
APC PEDIATRICS AT RYE ROAD MEDICAL PARK		63	4	6%	67
GREENSBORO PATHOLOGY LLC		55	12	18%	67
ADVENTHEALTH MEDICAL GROUP FAMILY MEDICINE		62	5	7%	67
FLORIDA HEALTH CARE		8	59	88%	67
FERN PARK DEVELOPMENTAL CENTER		13	54	81%	67
AMERICAN FAMILY MEDICAL		53	13	20%	66
TROY REGIONAL MEDICAL CENTER		55	11	17%	66
EAST CENTRAL FLORIDA OUTPATIENT IMAGING		45	21	32%	66
ADVENT HEALTH CENTRA CARE - WINTER GARDEN		20	46	70%	66
HERNANDO COUNTY FIRE RESCUE DISTRICT		32	34	52%	66
VETERANS AFFAIRS MEDICAL CENTER - GULF COAST		27	39	59%	66
LPG PRIMARY CARE AT COLONIAL CENTER DRIVE		57	9	14%	66
NORTH FLORIDA MEDICAL CENTER		59	7	11%	66
MEDEX MEDICAL EXPRESS OF PALATKA			66	100%	66
FLORIDA HOSPITAL PHYSICIAN GROUP		40	26	39%	66
Bon Secours Maria Manor		60	6	9%	66
OKEECHOBEE URGENT CARE		17	49	74%	66
NEMOURS CHILDRENS PRIMARY CARE OVIEDO		51	15	23%	66
Palms at Ponte Vedra Assisted Living and Memory Care		63	3	5%	66
FAMILY HEALTH CENTER		46	20	30%	66
PREMISE HEALTH MIA		27	39	59%	66

# COVID-19: testing by laboratory

Data through May 22, 2021 verified as of May 23, 2021 at 09:25 AM

Data in this report are provisional and subject to change.

The numbers in the table below represent the number of Florida and non-Florida residents for whom test results were received by the Department of Health. A person can be tested by more than one laboratory and can have both positive and negative results. **Therefore, the sum of the numbers in each column will be larger than the total number of people tested.**

Reporting lab	Inconclusive	Negative	Positive	Percent positive	Total
ADVENT HEALTH - MOUNT DORA		10	55	85%	65
BROOKDALE CENTRE POINTE	1	64			65
HORIZON ALF		64	1	2%	65
MICHIGAN DEPARTMENT OF HEALTH AND HUMAN SERVICES	1		64	98%	65
MINUTE CLINIC DIAGNOSTIC OF VIRGINIA, LLC		61	4	6%	65
WADSWORTH HEALTH CENTER		62	3	5%	65
SUMMER VISTA ASSISTED LIVING		38	27	42%	65
LPG CONVENIENT CARE AT PINE ISLAND ROAD		59	6	9%	65
OUT OF STATE		40	25	38%	65
CORAL GABLES HOSPITAL			65	100%	65
SOUTHSIDE HOSPITAL NORTHWELL HEALTH LABORATORY		56	9	14%	65
VIERA HEALTH AND REHABILITATION CENTER		62	3	5%	65
NXGEN MDX		20	45	69%	65
MEDLOGIC LABORATORIES		3	61	95%	64
TRINITY AL SENIOR HOUSING LLC□		45	19	30%	64
BURRY'S PHARMACY INC		39	25	39%	64
ADVENTHEALTH MEDICAL GROUP PULMONOLOGY		57	7	11%	64
DAVID POSNACK JEWISH DAY SCHOOL		64			64
BAYOU GARDENS DUNEDIN LLC		64			64
Grace Rehabilitation of Vero Beach		63	1	2%	64
CARE CENTERS OF NASSAU LLC MINER ROAD SOUTH		64			64
JOSEPH L MORSE GERIATRIC CENTER	2	59	3	5%	64
SILVER LAKE PEDIATRICS PA		57	7	11%	64
Manor Care of Dunedin	1	54	9	14%	64
CHIPOLA QUICK CARE		57	7	11%	64
DEPT OF VA MED CENTE-WEST PALM BEACH			64	100%	64
GREENLEAF ALF		63	1	2%	64
UNITED MEDICAL LABS INC		63	1	2%	64
ST CLOUD PHYSICIAN MANAGEMENT LLC DBA ST CLOUD		30	34	53%	64
VENICE URGENT CARE – GULF COAST		7	57	89%	64
CHILDREN'S HOSPITAL OF ALABAMA		62	1	2%	63
BIG BEND CARES, INC		55	8	13%	63
S-H THIRTY FIVE OPCO - ORANGE CITY, LLC		53	10	16%	63
LIGHTHOUSE PEDIATRICS OF NAPLES		56	7	11%	63
MARQUIS LABS, LLC		61	2	3%	63
CINNAMON COVE ALF		62	1	2%	63
ADVENTHEALTH MEDICAL GROUP FAMILY & INTERNAL		29	34	54%	63
MAUREEN OROURKE-FUTEY			63	100%	63
ACCESS 365 URGENT CARE		36	27	43%	63
ALL AMERICAN URGENT CARE			63	100%	63
MEASE CONTINUING CARE		61	2	3%	63
MEDI CLINIC SARASOTA INC		62	1	2%	63
BEEHIVE HOMES OF GULF BREEZE		47	16	25%	63
EMERALD COAST HOSPICE		61	1	2%	62
TUKA PEDIATRICS		8	54	87%	62
WAVE CREST HEALTH AND REHABILITATION CENTER		59	3	5%	62
TBI RESIDENTIAL SERVICES, INC.		51	11	18%	62

# COVID-19: testing by laboratory

Data through May 22, 2021 verified as of May 23, 2021 at 09:25 AM

Data in this report are provisional and subject to change.

The numbers in the table below represent the number of Florida and non-Florida residents for whom test results were received by the Department of Health. A person can be tested by more than one laboratory and can have both positive and negative results. **Therefore, the sum of the numbers in each column will be larger than the total number of people tested.**

Reporting lab	Inconclusive	Negative	Positive	Percent positive	Total
OVERLOOK HOSPITAL LABORATORY		57	5	8%	62
CDR MAGUIRE INC	1	7	54	87%	62
MENTAL HEALTH CARE INC		53	9	15%	62
LONG ISLAND JEWISH MED CTR		56	6	10%	62
EVAN R SHAPIRO MD PA		62			62
SPRING MANOR ASSISTED LIVING		62			62
LAKELAND REGIONAL HEALTH		38	24	39%	62
LAKE INTERNAL MEDICINE ASSOCIATES PA		55	7	11%	62
VALENCIA HOUSE ALF		59	2	3%	61
PALM BAY PEDIATRICS		40	21	34%	61
ENCOMPASS HEALTH REHABILITATION HOSPITAL OF PANAMA CITY		56	5	8%	61
WELLMED AT NEW TAMPA		47	14	23%	61
CAPE REGIONAL MEDICAL CENTER		58	3	5%	61
INTERNAL MEDICINE SPECIALIST		55	6	10%	61
WASHINGTON REHABILITATION AND NURSING CENTER		51	10	16%	61
RITECARE MED CTR H			61	100%	61
SMH PHYSICIAN SERVICES INC		59	1	2%	60
MINUTECLINIC DIAGNOSTIC OF LOUISIANA,		57	3	5%	60
WILLOWS AT WILDWOOD, THE		54	6	10%	60
BARNES HEALTHCARE OF FLORIDA LLC		56	4	7%	60
81ST MEDICAL GROUP		28	32	53%	60
MINUTECLINIC DIAGNOSTIC OF NORTH CAROLINA		58	2	3%	60
FLORIDA MEDICAL CLINIC IM MLK		36	24	40%	60
SOUTH FLORIDA BAPTIST HOSPITAL			60	100%	60
GRAND AVENUE RX			60	100%	60
SONATA BOCA RATON		54	6	10%	60
EMORY CLINIC, THE		56	4	7%	60
TWIN CREEKS ASSISTED LIVING & MEMORY CARE		57	3	5%	60
CITYMD OF MANAHAWKIN		57	3	5%	60
THE PRESERVE AT CLEARWATER		58	2	3%	60
MONROE COUNTY DETENTION CENTER		38	22	37%	60
LEE MEMORIAL HEALTH SYSTEM		54	6	10%	60
ST LUCIE COUNTY JAIL		45	15	25%	60
INTERNAL LAB		50	10	17%	60
ENCOMPASS HEALTH REHABILITATION HOSPITAL OF MIAMI		59	1	2%	60
NORTH CAROLINA DEPARTMENT OF HEALTH & HUMAN SERVICES	1		59	98%	60
PATIENTS CHOICE LAB OF IND, LLC		52	8	13%	60
IMMEDIATE CARE PA		56	4	7%	60
BOCA BIOLISTICS LLC		46	14	23%	60
HUNT CLUB MEDICAL		29	31	52%	60
GRAND VILLA OF ST. PETERSBURG		58	2	3%	60
SARATOGA HOSPITAL LABORATORY		53	6	10%	59
CARDIOLOGY AND MEDICINE ASSOCIATES		43	16	27%	59
MILLENIUM PHYSICIANS GROUP		1	58	98%	59
BIOTECH		52	7	12%	59
ALEXANDER NININGER STATE VETERANS		59			59
UHEALTH AT FISHER ISLAND			59	100%	59



# COVID-19: testing by laboratory

Data through May 22, 2021 verified as of May 23, 2021 at 09:25 AM

Data in this report are provisional and subject to change.

The numbers in the table below represent the number of Florida and non-Florida residents for whom test results were received by the Department of Health. A person can be tested by more than one laboratory and can have both positive and negative results. **Therefore, the sum of the numbers in each column will be larger than the total number of people tested.**

Reporting lab	Inconclusive	Negative	Positive	Percent positive	Total
LINCOLN DIAGNOSTIC LAB		57	2	3%	59
HOLY NAME HOSPITAL LABORATORY		57	2	3%	59
STEINHATCHEE FAMILY MEDICAL CENTER□	1	50	8	14%	59
BUECHELE DENTAL PA DBA CLERMONT FAMILY DENTISTRY		49	10	17%	59
ELITE HOME HEALTH SERVICES		59			59
VOLUSIA COUNTY BRANCH JAIL		1	58	98%	59
NORTHSIDE HOSPITAL EMERGENCY DEPT		55	4	7%	59
KEY WEST MEDICAL CENTER	1	51	7	12%	59
FINLAY CLINICAL LABORATORY		20	38	66%	58
OPTUMCARE SOUTH FLORIDA, LLC		49	9	16%	58
VPA PC LAB		48	10	17%	58
MARIANNA HEALTH AND REHABILITATION CENTER		57	1	2%	58
KINDRED HOSPITAL CENTRAL TAMPA BLOOD GAS	1	52	5	9%	58
ADVENT HEALTH EXPRESS CARE		7	51	88%	58
CENTRA CARE – LAKE NONA		7	51	88%	58
ORLANDO ORTHOPAEDIC OUTPATIENT SURGERY CENTER		52	6	10%	58
Margate Health and Rehabilitation Center		56	2	3%	58
PROFESSIONAL PEDIATRICS		56	2	3%	58
COOPER FAMILY MEDICAL, PLLC		48	10	17%	58
MALCOM RANDALL DEPT OF VAMC			57	100%	57
ALZHEIMERS CARE CENTER OF VIERA LTD		37	20	35%	57
THE CANOPY AT BERRYHILL		57			57
ASCENSION SACRED HEART BAY LABORATORY		54	3	5%	57
GENTIVA HEALTH SERVICES CERTIFIED INC		53	4	7%	57
PENNSYLVANIA DEPARTMENT OF HEALTH BUREAU OF LABORATORIES			57	100%	57
IMA MEDICAL CENTER		38	19	33%	57
THE MEDICAL GROUP OF SOUTH FLORIDA INC		51	6	11%	57
LONG ISLAND UNIVERSITY - POST CAMPUS		52	5	9%	57
AMELIA ASSISTED LIVING FACILITY		57			57
TRADITIONAL HOME HEALTH OF PALM BEACH INC		55	2	4%	57
EMORY UNIVERSITY HOSPITAL		48	9	16%	57
CONCENTRA URGENT CARE		53	4	7%	57
RESIDENTIAL PLAZA AT BLUE LAGOON INC		53	4	7%	57
JFK MEDICAL CENTER NORTH LAB		1	56	98%	57
GENESIS DERMATOLOGY		53	4	7%	57
BAY STREET PHARMACY□		52	5	9%	57
KAPG FLEMING ISLAND SENIOR HOUSING OPCO LLC	1	56			57
TIFFANY HALL NURSING AND REHAB		44	12	21%	56
WEST ISLIP URGENT CARE		51	5	9%	56
EAGLES WATCH CLUSTER		47	9	16%	56
ATRIA PARK OF LAKE FOREST (WG HERITAGE LF LLC)		54	2	4%	56
HIALEAH HOSPITAL RESPIRATORY DEPT			56	100%	56
GULFSIDE HOSPICE INC		53	3	5%	56
NEW YORK PRESBYTERIAN - QUEENS DIAGNOSTIC		52	4	7%	56
PATHOLOGY CONSULTANTS OF NEW MEXICO		56			56
ACTIVE SENIOR LIVING		54	2	4%	56
PREMIER MEDICAL ASSOCIATES ALL FLORIDA LLC		54	1	2%	55

# COVID-19: testing by laboratory

Data through May 22, 2021 verified as of May 23, 2021 at 09:25 AM

Data in this report are provisional and subject to change.

The numbers in the table below represent the number of Florida and non-Florida residents for whom test results were received by the Department of Health. A person can be tested by more than one laboratory and can have both positive and negative results. **Therefore, the sum of the numbers in each column will be larger than the total number of people tested.**

Reporting lab	Inconclusive	Negative	Positive	Percent positive	Total
FLOW HEALTH LABORATORIES, LLC		55			55
OCCUPATIONAL HEALTH CENTERS OF THE SOUTHWEST PA		49	6	11%	55
HIGHLANDS COUNTY FIRE RESCUE		55			55
CARE 4 U MANAGEMENT, INC			55	100%	55
NITE LITE PEDIATRICS - PORT ST. LUCIE		46	9	16%	55
KENDALL REGIONAL MEDICAL CENTER LAB	3		52	95%	55
ROYAL PALM SENIOR RESIDENCE		55			55
GRAND VILLA OF ENGLEWOOD		50	5	9%	55
SUNSHINE PEDIATRICS OF CENTRAL FLORIDA PL		52	3	5%	55
SONATA HUNTERS CREEK		47	8	15%	55
Jupiter Medical Center Pavilion		54	1	2%	55
UNITED LABORATORY SERVICES CORPORATION		38	16	30%	54
APOLLOMDX LABS		32	22	41%	54
FUTURE PEDIATRICS		51	3	6%	54
ORCHID COVE AT DAYTONA		45	9	17%	54
CERTUS MTD OPCP LLC		52	2	4%	54
TNC WALK IN CLINIC		42	12	22%	54
LITTLE NECK URGENT CARE		52	2	4%	54
MIAMI CLINICAL RESEARCH CORP		12	42	78%	54
BASSETTI MEDICAL RESEARCH INC		35	19	35%	54
JUNIPER VILLAGE AT NAPLES		53	1	2%	54
CAMBRIDGE SECURITY SERVICES		51	3	6%	54
CLERMONT HEALTH AND REHAB		40	14	26%	54
ST. CLOUD MEDICAL GROUP		54			54
SARASOTA CO. HEALTH DEPT # 58		40	14	26%	54
ROCHESTER GENERAL HOSPITAL LABORATORY		50	4	7%	54
CDR MAGUIRE - MIAMI BEACH CC MISSION 17388		2	52	96%	54
FAMILY EXTENDED CARE OF PUNTA GORDA		54			54
QUOTIENT SCIENCES LABS LLC			53	100%	53
Osprey Point Nursing Center		51	2	4%	53
HOME CARE PHARMACY		53			53
THE PALMS PHARMACY, INC		50	3	6%	53
PANCARE HEALTH - BAY COUNTY - YOUNGSTOWN		48	5	9%	53
CVS MINUTE CLINIC DIAGNOSTIC OF NORTH CAROL		46	7	13%	53
SOMERSET			53	100%	53
EP MEDICAL EQUIPMENT PHARMACY		46	7	13%	53
Citymd Of Toms River		46	7	13%	53
MISSION OAKS ASSISTED LIVING□		51	2	4%	53
ST ANTHONYS PRIMARY CARE LLC/JACKSON STREET			53	100%	53
SARNO FAMILY PRACTICE		36	17	32%	53
QHC UPSTATE MEDICAL PC		43	10	19%	53
BITTINGS APOTHECARY INC		47	6	11%	53
MINUTECLINIC DIAGNOSTIC OF LOUISIANA		50	3	6%	53
ALLIANCE COMMUNITY FOR RETIREMENT LIVING		53			53
JACK BANDEL MD PA		49	4	8%	53
UNIVERSITY OF WEST FLORIDA, THE		52	1	2%	53
GRAND VILLA OF PINELLAS PARK		50	2	4%	52

# COVID-19: testing by laboratory

Data through May 22, 2021 verified as of May 23, 2021 at 09:25 AM

Data in this report are provisional and subject to change.

The numbers in the table below represent the number of Florida and non-Florida residents for whom test results were received by the Department of Health. A person can be tested by more than one laboratory and can have both positive and negative results. **Therefore, the sum of the numbers in each column will be larger than the total number of people tested.**

Reporting lab	Inconclusive	Negative	Positive	Percent positive	Total
ADVENT HEALTH		49	3	6%	52
PHILLIPPE RIDGE		40	12	23%	52
LMH SKILLED NURSING UNIT		52			52
NIGHT LITE PEDIATRICS CENTER LLC		10	42	81%	52
PINES NURSING HOME		50	2	4%	52
CITY OF CAPE CORAL		39	13	25%	52
FELICIDAD MEDICAL CENTER		5	47	90%	52
GRAND VILLA OF NEW PORT RICHEY		45	7	13%	52
SNH BRFL TENANT LLC	2	50			52
LAKE COUNTY SCHOOLS EMPLOYEE HEALTH CENTER		39	13	25%	52
FLAGLER HOSPITAL INC	2		50	96%	52
ADVENT HEALTH - LAKE WALES		40	12	23%	52
ROADS PEDIATRICS,LLC		49	3	6%	52
LPG PRIMARY CARE AT CAPE CORAL PARKWAY		44	8	15%	52
LEE COMMUNITY HEALTHCARE INC CAPE CORAL		48	3	6%	51
GULFVIEW MEDICAL INSTITUTE		51			51
PATRICK MANOR INCORPORATED		51			51
AVANTE ST CLOUD		48	3	6%	51
LPG PEDIATRICS AT PAGE FIELD		50	1	2%	51
SUNSHINE ASSISTED LIVING		51			51
MEDPEDS ASSOCIATES OF SARASOTA PA		46	5	10%	51
PRACTICE MANAGEMENT OF AMERICA, INC.		7	44	86%	51
BENTON HOUSE OF PORT ORANGE		44	7	14%	51
WALGREENS #10373		49	2	4%	51
MADISON COUNTY MEMORIAL HOSPITAL LABORATORY		15	36	71%	51
INN AT THE FOUNTAINS, THE		34	17	33%	51
SOUTHEAST ALABAMA MEDICAL CENTER			51	100%	51
SOUTH CAROLINA DEPT OF HEALTH AND ENVIRONMENT CONTROL		11	40	78%	51
MARCO ISLAND MEDICAL CENTER		37	13	26%	50
CRESTVIEW IMMEDIATE CARE LL		26	24	48%	50
PORT ST. LUCIE - ZAXBY'S		50			50
HILA BECKERMAN MD LLC	1	45	4	8%	50
LYSTER ACH FT RUCKER AL		47	3	6%	50
COURTYARD GARDENS OF BOYNTON BEACH, LLC		47	3	6%	50
HEALTH FIRST - CAPE CANAVERAL HOSPITAL		1	49	98%	50
NAPLES PEDIATRICS INC□		43	7	14%	50
GRAMERCY PARK URGENT CARE		48	2	4%	50
EC OPCO TIMBERLIN PARC LLC		50			50
POPLAR HEALTHCARE PLLC	1	11	38	76%	50
ARCPOINT LABS OF WEST PALM BEACH		9	41	82%	50
CARE ATC - ANDES			50	100%	50
RAINBOW PEDIATRICS PC LLC / BREAKFAST POINT		39	11	22%	50
THE LODGE AND REHABILITATION CENTER		34	16	32%	50
ADVENT HEALTH MEDICAL GROUP OB GYN AT		44	6	12%	50
JACKSONVILLE PEDIATRICS		30	20	40%	50
THORNBURG PEDIATRICS		46	4	8%	50
BETHUNE-COOKMAN UNIVERSITY		32	18	36%	50

# COVID-19: testing by laboratory

Data through May 22, 2021 verified as of May 23, 2021 at 09:25 AM

Data in this report are provisional and subject to change.

The numbers in the table below represent the number of Florida and non-Florida residents for whom test results were received by the Department of Health. A person can be tested by more than one laboratory and can have both positive and negative results. **Therefore, the sum of the numbers in each column will be larger than the total number of people tested.**

Reporting lab	Inconclusive	Negative	Positive	Percent positive	Total
MINUTECLINIC, LLC, DBA MINUTECLINIC #5		45	5	10%	50
WEISS PEDIATRIC CARE LLC		35	14	29%	49
CAREHERE LAKE SCHOOLS EMPLOYEE HEALTH CENTER		34	15	31%	49
S-H THIRTY FIVE OPCO - LUTZ, LLC		48	1	2%	49
THE TERRACE OF JACKSONVILLE		3	46	94%	49
AU MEDICAL CENTER, INC	1	43	5	10%	49
ADVENTIST HEALTH SYSTEM FLORIDA		34	15	31%	49
NORTHBROOK CENTER FOR☐		47	2	4%	49
SOFT CELL LABORATORIES		45	4	8%	49
ALWAYS BEST CARE SENIOR SERVICES		44	5	10%	49
UNIVERSITY BEHAVIORAL CENTER		49			49
USF		1	48	98%	49
HERNANDO ENDOSCOPY AND SURGERY CENTER		38	11	22%	49
PORT SAINT JOHN FAMILY PRACTICE		31	18	37%	49
Guardian Care Nursing and Rehabilitation Center		49			49
ALLEGRO		47	2	4%	49
SOLARIS SENIOR LIVING NORTH NAPLES		48	1	2%	49
CARE CENTERS OF NASSAU LLC MINER ROAD NORTH		49			49
FHMG_CTR FOR SENIOR HEALTH		44	5	10%	49
DOH		23	26	53%	49
UNIPATH		25	24	49%	49
PREMIER MEDICAL ASSOCIATES		46	2	4%	48
BAY CENTER HURRICANE SHELTER		48			48
INTERCOASTAL MEDICAL GROUP		2	46	96%	48
CAREMED INTERNAL MEDICINE		30	18	38%	48
MORTON PLANT			48	100%	48
ADVENTHEALTH MEDICAL GROUP FAMILY MEDICINE AT RDV		48			48
DAYTONA BEACH OPC		43	5	10%	48
ORLANDO HEALTH PRIMARY CARE PEDIATRICS		44	4	8%	48
SOUTHEAST GEORGIA HEALTH SYSTEM, INC		43	5	10%	48
ST JUDE LABORATORIES		43	5	10%	48
SOMA MEDICAL CENTER PA #3		10	38	79%	48
WINTER GARDEN REHAB AND NURSING CENTER		44	4	8%	48
URGENT CARE & WELLNESS CENTER		15	33	69%	48
COURTYARD GARDENS OF JUPITER		48			48
BAPTIST URGENT CARE		44	4	8%	48
ISLAND URGENT CARE PLLC		44	4	8%	48
SEWANEE MOLECULAR DIAGNOSTICS LABORATO		48			48
GRAND LIVING AT LAKEWOOD RANCH		47	1	2%	48
ALLIANCE OF PHYSICIANS AGAINST COVID-19		1	47	98%	48
MARQUESA MEDICAL		44	4	8%	48
SAN CARLOS PHARMACY		39	9	19%	48
GRAND OAKS OF PALM CITY LLC☐	1	41	6	13%	48
FAMILY EXTENDED CARE OF WINTER HAVEN		45	2	4%	47
POINTE AT NEW PORT PLACE,THE		47			47
WALGREENS 3145		44	3	6%	47
A AND R RESEARCH GROUP LLC		42	5	11%	47

# COVID-19: testing by laboratory

Data through May 22, 2021 verified as of May 23, 2021 at 09:25 AM

Data in this report are provisional and subject to change.

The numbers in the table below represent the number of Florida and non-Florida residents for whom test results were received by the Department of Health. A person can be tested by more than one laboratory and can have both positive and negative results. **Therefore, the sum of the numbers in each column will be larger than the total number of people tested.**

Reporting lab	Inconclusive	Negative	Positive	Percent positive	Total
HOUSE CALLS PROFESSIONAL LLC		43	4	9%	47
COMPLETE HOME CARE OF THE PALM BEACHES LLC		43	4	9%	47
LEE PHYSICIAN GROUP		41	6	13%	47
INTERLAB		1	46	98%	47
LABORATORY MEDICINE CONSULTANTS-LMC PA		43	4	9%	47
CARILLON SPORTS AND FAMILY MEDICINE		36	11	23%	47
NAVARRE GARDENS		41	6	13%	47
UNION MEDICAL CARE		47			47
NORTH FLORIDA / SOUTH GEORGIA VETERANS HEALTH SYSTEM		1	46	98%	47
MOBILE DOC FL, LLC		29	18	38%	47
MEDEMERGE		44	2	4%	46
HARTFORD HEALTH SERVICES LLC		46			46
UNION MEDICAL CARE PLLC		45	1	2%	46
COLLIER BLVD HMA PHYSICIAN MANAGEMENT LLC		46			46
Grand Villa of Deerfield Beach		42	4	9%	46
NEWPATH DIAGNOSTICS		38	8	17%	46
ADULT MEDICINE OF LAKE COUNTY INC			46	100%	46
PEDIATRICS IN BREVARD-COCOA BEACH		41	5	11%	46
WG EVERGREEN WOODS SH LLC		46			46
LPG PRIMARY CARE AT BONITA BAY LIFESTYLE CENTER		41	5	11%	46
LUTHERAN HAVEN EXTENDED CONGREGATE CAR		46			46
EAST MANATEE FAMILY	1	1	44	96%	46
KAPG ST AUGUSTINE SENIOR HOUSING OPCO LLC		37	9	20%	46
TRICORE REF LABS - UNIV OF NM		46			46
PLAINVIEW URGENT CARE		43	3	7%	46
FLORIDA DEPARMENT OF HEALTH CLAY COUNTY		32	14	30%	46
TRIPLE O MEDICAL SERVCES INC		42	4	9%	46
FAMILY CARE PARTNERS URGENT CARE LLC		37	9	20%	46
MID-FLORIDA PATHOLOGY, LLC		35	11	24%	46
UNIVERSITY HOSPITAL		39	7	15%	46
H LEE MOFFITT CANCER CENTER MICRO		46			46
PREMIER PLACE HEALTHCARE AT THE GLENVIEW		46			46
SOUTHPORT SQUARE HARBOUR HEALTH		45			45
IMA MEDICAL GROUP POINCIANA		18	27	60%	45
D W MCMILLAN MEMORIAL HOSPITAL		34	11	24%	45
KINDRED HOSPITAL OCALA		41	4	9%	45
BIOFIRE		11	34	76%	45
PURE PHARMACY		39	6	13%	45
PASSPORT HEALTH ORLANDO		45			45
BD MEDICAL SYSTEMS		43	2	4%	45
BRP SH OPCO LLC		45			45
KISSIMMEE VA OUTPATIENT CLINIC		42	3	7%	45
NEOGENOMICS LABORATORIES INC		45			45
CIMA MEDICAL CENTER		44	1	2%	45
LARA HEALTH AND WELLNESS CENTER LLC		45			45
REDI-MED WALK-IN FAMILY CARE			45	100%	45
ENCORE AT BOCA RATON, THE			45	100%	45



# COVID-19: testing by laboratory

Data through May 22, 2021 verified as of May 23, 2021 at 09:25 AM

Data in this report are provisional and subject to change.

The numbers in the table below represent the number of Florida and non-Florida residents for whom test results were received by the Department of Health. A person can be tested by more than one laboratory and can have both positive and negative results. **Therefore, the sum of the numbers in each column will be larger than the total number of people tested.**

Reporting lab	Inconclusive	Negative	Positive	Percent positive	Total
NEXT MOLECULAR ANALYTICS		14	31	69%	45
STUART URGENT CARE			45	100%	45
COLLIER URGENT CARE CENTERS		44	1	2%	45
AVALON PARK RETIREMENT RESIDENCE		43	2	4%	45
WELLMED AT PLANT CITY		25	20	44%	45
RIVERHEAD URGENT CARE		44	1	2%	45
LOURDES HOSPITAL INC		43	2	4%	45
BENTON HOUSE OF ST. JOHNS		43	2	4%	45
ASHTON PLACE	3	37	4	9%	44
FLORIDA HOSPITAL		28	16	36%	44
BRONX LEBANON HOSPITAL-MEDICAL CENTER		40	4	9%	44
BENTON HOUSE OF CLERMONT		44			44
UNIVERSITY MEDICAL CTR OF PRINCETON AT		42	2	5%	44
GUIDEWELL EMERGENCY MEDICINE DOCTORS LLC #33		30	14	32%	44
RADIOLOGY ASSOCIATES OF VENICE AND ENGLEWOOD		42	2	5%	44
Grand Villa of Dunedin		38	6	14%	44
INNOVATIVE GX LABORATORIES		37	7	16%	44
PALM POINT BEHAVIORAL HEALTH		44			44
PALM BAY FAMILY PRACTICE		24	20	45%	44
PEDIATRICS OF CENTRAL FLORIDA – SAINT CLOUD	2	40	2	5%	44
Gulf Shore Care Center		39	5	11%	44
THE MERIDIAN AT BOCA RATON	1	43			44
WALK IN MEDICAL URGENT CARE		44			44
NORTHWELL HEALTH PLAINVIEW HOSPITAL LABORATORY		35	9	20%	44
GEORGIA HEART CENTER (MSC 53), NAVICEN		42	2	5%	44
MAKO MEDICAL		21	23	52%	44
PRINCETON VILLAGE□		40	4	9%	44
LPG CONVENIENT CARE AT METRO		40	4	9%	44
MINUTE CLINIC LLC #2216		40	3	7%	43
EASTERN SHORE URGENT CARE		32	11	26%	43
WHITE-WILSON MEDICAL CENTER		32	11	26%	43
BRANCH MEDICAL CLINIC			43	100%	43
WALGREENS_COCONUT CREEK		35	8	19%	43
COMMUNITY MEDICAL CARE CENTER INC			43	100%	43
CENTERPLACE HEALTH		19	24	56%	43
LPG PRIMARY CARE AT MATTHEW DRIVE		36	7	16%	43
WOLFF CTR FOR CHILD & ADOLESCENT HEALTH PLLC,THE		26	17	40%	43
PINELLAS INTERNAL MEDICINE ASSOCIATES	1	39	3	7%	43
ANDALUSIA HEALTH		26	17	40%	43
LAKE MARY KIDS CENTRA CARE		33	10	23%	43
FIRST CHOICE URGENT CARE		12	31	72%	43
A & R RESEARCH GROUP		35	8	19%	43
DUVAL PHARMACY		32	11	26%	43
BELVEDERE COMMONS OF SUN CITY CENTER□		43			43
CITRUS CARE CLINIC			43	100%	43
COVANCE CENTRAL LABORATORY		29	14	33%	43
BAYCARE MEDICAL GROUP INC		3	40	93%	43

# COVID-19: testing by laboratory

Data through May 22, 2021 verified as of May 23, 2021 at 09:25 AM

Data in this report are provisional and subject to change.

The numbers in the table below represent the number of Florida and non-Florida residents for whom test results were received by the Department of Health. A person can be tested by more than one laboratory and can have both positive and negative results. **Therefore, the sum of the numbers in each column will be larger than the total number of people tested.**

Reporting lab	Inconclusive	Negative	Positive	Percent positive	Total
BAYSIDE LABORATORIES INC		42			42
STETSON UNIVERSITY STUDENT HEALTH CENTER		3	39	93%	42
PACIFICA SENIOR LIVING OCALA		37	5	12%	42
NIGHT LITE PEDIATRIC CENTER		10	32	76%	42
HALIFAX HEALTH URGENT CARE		21	21	50%	42
LONGLEAF DIAGNOSTIC LABORATORIES		13	29	69%	42
MAIMONIDES-SHALOM ACADEMY, INC		41	1	2%	42
CITY OF NAPLES FIRE RESCUE		37	5	12%	42
Atlantic Shore Nursing and Rehab		42			42
STATCARE URGENT AND WALK-IN MEDICAL CA		39	3	7%	42
REVA INC		38	4	10%	42
STAT ONE URGENT CARE CENTER		2	40	95%	42
KIVA AT CANTERBURY		25	17	40%	42
CARE HERE		17	25	60%	42
CLINICAL LABORATORY		42			42
HARMONY HEALTH OPCO, LLC		17	25	60%	42
CITRUS COUNTY HEALTH DEPARTMENT		36	6	14%	42
FAMILY AND INTERNAL MEDICINE AT AVALON PARK		38	4	10%	42
PIEDMONT HOSPITAL CLINICAL LABORATORY		39	3	7%	42
ATRIA WILLOW WOOD		40	2	5%	42
VETERANS AFFAIRS MEDICAL CENTER - NEW YORK HARBOR		40	2	5%	42
ST AUGUSTINE PEDIATRIC ASSOC		36	6	14%	42
ADVENT HEALTH CENTRA CARE - LAKELAND		30	12	29%	42
BULLS HEAD URGENT CARE		39	2	5%	41
UNDERGROUND FREE CLINIC		40	1	2%	41
DCH REGIONAL MEDICAL CENTER LABORATORY		39	2	5%	41
GENEXPERT			41	100%	41
WALGREENS #15495	1	38	2	5%	41
PRIDE DIAGNOSTICS		24	17	41%	41
MINUTE CLINIC DIAGNOSTIC OF VIRGINIA		34	7	17%	41
MINUTECLINIC DIAGNOSTIC OF MICHIGAN		38	3	7%	41
PEDIATRICS OF CENTRAL FLORIDA KISSI		33	8	20%	41
FLORIDA HOSPITAL NEW SMYRNA		4	37	90%	41
CAPITAL REGIONAL MEDICAL CENTER		2	39	95%	41
MEDEX MEDICAL EXPRESS OF PALATKA LLC			41	100%	41
CROSSROADS URGENT CARE		26	15	37%	41
SOUTHCOR LABORATORY		7	34	83%	41
BOND CLINIC, PA		11	30	73%	41
WALGREENS #04569		37	4	10%	41
ARTHREX MEDICAL CENTER EAST		25	16	39%	41
UNIVERSITY OF ALABAMA		38	3	7%	41
PASSPORT HEALTH OF TAMPA BAY		31	9	23%	40
CERON PEDIATRICS & INTEGRATIVE MEDICIN		40			40
WESTPAC LABS INC	1	28	11	28%	40
VENICE REGIONAL BAYFRONT HEALTH			40	100%	40
WASHINGTON COUNTY HEALTH DEPARTMENT		27	13	33%	40
GRAND VILLA OF DELRAY EAST		40			40

# COVID-19: testing by laboratory

Data through May 22, 2021 verified as of May 23, 2021 at 09:25 AM

Data in this report are provisional and subject to change.

The numbers in the table below represent the number of Florida and non-Florida residents for whom test results were received by the Department of Health. A person can be tested by more than one laboratory and can have both positive and negative results. **Therefore, the sum of the numbers in each column will be larger than the total number of people tested.**

Reporting lab	Inconclusive	Negative	Positive	Percent positive	Total
GRACE COMMUNITY PHARMACY		3	37	93%	40
M&V SAN JOSE MEDICAL CENTER			40	100%	40
Glen Oaks Health and REhabilitation		40			40
GRAND VILLA OF BOYNTON BEACH		39	1	3%	40
ALPHA PHARMACY		37	3	8%	40
MINUTE CLINIC DIAGNOSTIC OF SC, LLC #75		38	2	5%	40
CLINICAL PATHOLOGY LABORATORIES, INC		40			40
MINUTE CLINIC DIAGNOSTIC OF NEW JERSEY		39	1	3%	40
WARDE MEDICAL LABORATORY		31	9	23%	40
METROPOLITAN CHARITIES INC		36	3	8%	39
CORRECTIONAL MEDICAL GROUP		27	12	31%	39
INSTANT MEDICAL CARE CENTER		38	1	3%	39
GRAND VILLA OF MELBOURNE		37	2	5%	39
TAYLORVILLE FAMILY MEDICINE		32	7	18%	39
ROCKLAND URGENT CARE FAMILY HEALTH NP		37	2	5%	39
WG BAYPOINT VILLAGE SH LLC		38	1	3%	39
CLINICAL RESEARCH SEQUENCING PLATFORM		8	31	79%	39
GMR EVENT SERVICES LLC DBA CROWDRX		39			39
MINUTECLINIC DIAGNOSTIC OF RHODE ISLAND, LLC #1544		38	1	3%	39
STEWART MEDICAL GROUP, INC		21	18	46%	39
JUNIPER VILLAGE AT CAPE CORAL		34	5	13%	39
BAY COUNTY JAIL ANNEX		34	5	13%	39
BROOKDALE BRANDON	1	38			39
CEDAR CREEK AT KINGS BAY INC		39			39
GUYAN VALLEY WELLNESS CENTER		32	7	18%	39
MARYLAND DEPARTMENT OF HEALTH			39	100%	39
ECC PEDIATRICS		38	1	3%	39
WALGREENS COVID-19		27	12	31%	39
BAYSHORE PATHOLOGY CONSULTANTS PA		37	2	5%	39
WEINBERG VILLAGE		38	1	3%	39
ISLAMORADA VILLAGE OF ISLANDS FIRE RESCUE		36	3	8%	39
ST. MARYS MEDICAL CENTER		1	37	97%	38
HENDRY/GLADES COUNTY HEALTH DEPARTMENT		37	1	3%	38
FORT PIERCE FAMILY CARE INC		32	6	16%	38
FLORIDA MEDICAL CL ODOM TPA		23	15	39%	38
FLORIDA ENDOSCOPY & SURGERY CTR LLC		38			38
CONNECTICUT DEPARTMENT OF HEALTH		22	16	42%	38
MINUTE CLINIC, LLC DBA MINUTECLINIC #4505		35	3	8%	38
INNOVATION CLINICAL TRIALS, INC			38	100%	38
AUTUMN OF SARASOTA		12	26	68%	38
JUPITER MEDICAL CENTER PHYSICIANS GROUP, INC		34	4	11%	38
ATRIA SAN PABLO		36	2	5%	38
PECONIC BAY MEDICAL CENTER LABORATORY		29	9	24%	38
CCRC @ SUNFLOWER LLC		35	3	8%	38
MINUTE CLINIC DIAGNOSTIC OF TEXAS, LLC		35	3	8%	38
WOMEN'S CARE FLORIDA, LLC		38			38
CLEARWATER EMPLOYEE HEALTH CLINIC		19	19	50%	38

# COVID-19: testing by laboratory

Data through May 22, 2021 verified as of May 23, 2021 at 09:25 AM

Data in this report are provisional and subject to change.

The numbers in the table below represent the number of Florida and non-Florida residents for whom test results were received by the Department of Health. A person can be tested by more than one laboratory and can have both positive and negative results. **Therefore, the sum of the numbers in each column will be larger than the total number of people tested.**

Reporting lab	Inconclusive	Negative	Positive	Percent positive	Total
CASS'S MOBILE HEALTH SERVICES		33	5	13%	38
MINUTECLINIC LLC #4449		36	2	5%	38
EASYCARE WALK-IN CLINIC	1	15	22	58%	38
MOLECULAR DIAGNOSTICS		5	33	87%	38
LEE COMMUNITY HEALTHCARE INC NORTH FORT MYERS		37	1	3%	38
HOMEWOOD RESIDENCE AT FREEDOM PLAZA		37	1	3%	38
Life Care Center of Citrus County		37	1	3%	38
SANFORD PEDIATRIC ASSOCIATES, PA		33	5	13%	38
THE COLLIER AT NAPLES		36	1	3%	37
CENTRAL FLORIDA HEALTH CARE INC WAUCHULA SITE 2		29	8	22%	37
HOLZER HEALTH CENTER		5	32	86%	37
PATHGROUP		9	28	76%	37
PONCE THERAPY CARE CENTER		34	3	8%	37
FAMILY EXTENDED CARE OF SEBRING INC		35	2	5%	37
STATCARE URGENT & WALK IN MEDICAL CARE		33	4	11%	37
JAMAICA HOSPITAL MEDICAL CENTER		33	4	11%	37
COLORADO DEPARTMENT OF PUBLIC HEALTH AND ENVIRONMENT			37	100%	37
COLLIER HMA PHYSICIAN MANAGEMENT LLC		27	10	27%	37
CVS NC7047POCT DURHAM		36	1	3%	37
ACCURATE DIAGNOSTIC LAB		35	2	5%	37
BAPTIST MEDICAL GRP URGENT CARE & OCC HEALTH AIRPO		37			37
MAINSTREET FAMILY URGENT CARE		1	36	97%	37
FLORIDA PEDIATRIC GROUP PA		28	9	24%	37
PULSE & REMEDY LLC		22	15	41%	37
ALAN A SMITH MD LLC		34	3	8%	37
CVS NV3210POCT LAS VEGAS		34	3	8%	37
MINUTECLINIC, LLC, DBA MINUTECLINIC #2544		35	2	5%	37
HOLLISMED LLC		35	2	5%	37
PATHOGENIUS LABORATORIES		30	7	19%	37
ONE MILO		37			37
ASSISTED LIVING OF BROWARD		37			37
HR SARASOTA OPERATOR LLC		25	12	32%	37
FORT CAROLINE GARDENS, INC		34	3	8%	37
TRADITIONAL HOME CARE INC		35	2	5%	37
UNION CHD		33	3	8%	36
BVL/LITTLE ANGEL PEDIATRICS		36			36
VIKOR SCIENTITIC		5	31	86%	36
FLORIDA PRESBYTERIAN HOMES INC		34	2	6%	36
CARDIOLOGY AND MEDICINE ASSOCIATES INC		35	1	3%	36
VILLA COURT LLC		36			36
FAST PACE MEDICAL CLINIC		31	5	14%	36
MEDCOMP SCIENCES			36	100%	36
ALABAMA CLINICS		20	16	44%	36
GOOD SAMARITAN HOSPITAL LABORATORY		31	5	14%	36
PARKSIDE HEALTH AND REHABILITATION CENTER			36	100%	36
NCHD		22	14	39%	36
HARBORCHASE OF WELLINGTON CROSSING		34	2	6%	36

# COVID-19: testing by laboratory

Data through May 22, 2021 verified as of May 23, 2021 at 09:25 AM

Data in this report are provisional and subject to change.

The numbers in the table below represent the number of Florida and non-Florida residents for whom test results were received by the Department of Health. A person can be tested by more than one laboratory and can have both positive and negative results. **Therefore, the sum of the numbers in each column will be larger than the total number of people tested.**

Reporting lab	Inconclusive	Negative	Positive	Percent positive	Total
JACKSON HEALTH SYSTEM		2	34	94%	36
FHMG-FLORIDA HOSPITAL MEDICAL GROUP		26	10	28%	36
VA MEDICAL CENTER			36	100%	36
MARTHA'S HOUSE & ASSISTED LIVING FACILITY		36			36
GRADY HEALTH SYSTEM		36			36
VISTACARE PHARMACY I		31	5	14%	36
Kensington Gardens		36			36
West Gate Village, LLC		36			36
SANITAS		4	32	89%	36
NORTH PINELLAS CHILDRENS MEDICAL CENTER			36	100%	36
LONG BEACH URGENT CARE		36			36
PHYSICIAN ASSOCIATES LLC		26	10	28%	36
BUREAU OF PUBLIC HEALTH	1	14	21	58%	36
HARBOUR ISLAND PEDIATRICS		25	10	29%	35
VIRTUA		31	4	11%	35
ROSWELL PAIN SPECIALISTS	1	33	1	3%	35
SOUTHEASTERN OUTPATIENT SURGERY CENTER		32	3	9%	35
METRO KNOXVILLE HMA		25	10	29%	35
HENDRY REGIONAL CORPORATE HEALTH			35	100%	35
LABORATORY ALLIANCE OF CENTRAL NEW YORK		33	2	6%	35
POARCH BANC CREEK INDIANS TRIBAL HEALTH DEPARTMENT			35	100%	35
NEUROINTERNATIONAL SARASOTA		32	3	9%	35
DIXIE COUNTY HEALTH DEPARTMENT		26	9	26%	35
MEDHELP 280		32	3	9%	35
TUSCAN GARDENS OF DELRAY BEACH MANAGEMENT COMPANY,		34	1	3%	35
AEGIS MEDICAL GROUP, LLC		32	3	9%	35
AMMON ANALYTICAL LABORATORIES		31	4	11%	35
CANCER RESEARCH LAB, BOB JONES UNIVERSITY		30	5	14%	35
LAKELAND NURSING AND REHABILITATION CENTER			35	100%	35
P23 LABS		35			35
BAYCARE HEALTH SYSTEMS, LLC			35	100%	35
EMORY CRAWFORD LONG HOSPITAL LABORATOR		31	4	11%	35
PHOSPHORUS DIAGNOSTICS		27	8	23%	35
ADVENT HEALTH - FISH MEMORIAL		2	33	94%	35
CARLOS F FUSTER MD PA		33	2	6%	35
MORTON PLANT HOSPITAL - ADLER INSTITUTE OF LAB MEDICINE		3	32	91%	35
REDI-MED WALK IN FAMILY CLINIC			35	100%	35
MIDDLETOWN MEDICAL P C		25	10	29%	35
IRL		4	31	89%	35
SOMA MEDICAL CENTER # 4		5	30	86%	35
MIGUEL E TREVINO MD PA		31	4	11%	35
BOCA TOXICOLOGY LLC		33	2	6%	35
STATEN ISLAND UNIVERSITY HOSPITAL-POUCH		34	1	3%	35
WUESTHOFF MEMORIAL HOSPITAL			35	100%	35
CHILDREN'S MEDICAL CENTER		1	34	97%	35
BAPTIST PEDIATRICS		30	5	14%	35
HUNTINGTON STATION URGENT CARE		34	1	3%	35



# COVID-19: testing by laboratory

Data through May 22, 2021 verified as of May 23, 2021 at 09:25 AM

Data in this report are provisional and subject to change.

The numbers in the table below represent the number of Florida and non-Florida residents for whom test results were received by the Department of Health. A person can be tested by more than one laboratory and can have both positive and negative results. **Therefore, the sum of the numbers in each column will be larger than the total number of people tested.**

Reporting lab	Inconclusive	Negative	Positive	Percent positive	Total
CVS NC3516POCT WINSTON SALEM		31	4	11%	35
ST VINCENTS AMBULATORY CARE INC DBA		31	3	9%	34
RASHDA ALBIBI M.D. P.A.		31	3	9%	34
OAKMONTE VILLAGE		33	1	3%	34
AYERS NURSING AND REHABILITATION CENTER		34			34
UTAH DEPARTMENT OF HEALTH			34	100%	34
LONG TERM CARE OF GULF BREEZE LLC		30	4	12%	34
MINUTECLINIC DIAGNOSTIC OF PENNSYLVANI		32	2	6%	34
MINUTECLINIC DIAGNOSTIC OF ILLINOIS L		28	6	18%	34
PARAMOUNT WALK-IN CLINIC		1	33	97%	34
THE SPRINGS OF PARC HILL		33	1	3%	34
CIGNA PBSO WEST PALM		3	31	91%	34
COOPER HEALTHCARE		31	3	9%	34
WILLAMETTE VALLEY TOXICOLOGY LLC		32	2	6%	34
SOUTHWEST LABS		34			34
INTERIM HEALTHCARE OF NORTHWEST FLORIDA INC		32	2	6%	34
FLORIDA DEPARTMENT OF HEALTH IN MONROE COUNTY		27	7	21%	34
DSI MANAGEMENT LLC		33			33
FIRST PHYSICIANS GROUP - LORRAINE CORNERS		33			33
GAMMA DIAGNOSTIC LAB LLC			33	100%	33
NURSES HELPING HANDS INC ALF		33			33
VETERANS HOME		1	32	97%	33
ENGLEWOOD HOSPITAL AND MEDICAL CENTER		28	5	15%	33
AMBRY GENETICS CORPORATION	23	10			33
GREENRIDGE GROUP HOME	3	11	19	58%	33
Consulate Health Care of Orange Park		27	6	18%	33
WESTWOOD NURSING AND REHABILITATION		28	5	15%	33
MEDI PARTNERS OF S FLORIDA LLC		33			33
IPSUM DIAGNOSTICS		3	30	91%	33
CORAL HOUSE ASSISTED LIVING COMMUNITY LLC		33			33
SANFORD MOBILE LAB PGA TOUR		32	1	3%	33
JOSEF SCHENKER MD PC DBA CENTERS URGENT		31	2	6%	33
VETERAN AFFAIRS MEDICAL CENTER - JAMES J PETERS		30	3	9%	33
RAYMOND BASRI MD		31	2	6%	33
NIGHT LITE PEDIATRICS URGENT CARE CENTER			33	100%	33
STEINHATCHEE DRUGS		27	6	18%	33
NORTHEAST GEORGIA MEDICAL CENTER		33			33
SELECT PHYSICIANS ALLIANCE PL		33			33
BOND CLINIC		3	30	91%	33
AAJ COMPUTER SERVICES, INC		33			33
OPIS COQUINA CENTER		32	1	3%	33
RESIDENCE AT BAY VUE		31	2	6%	33
AHSE ROP		32	1	3%	33
EVERLYWELL		19	14	42%	33
SYNIVERSE WELLNESS CENTER		28	5	15%	33
ENT AND ALLERGY ASSOCIATES OF FLORIDA LLC		32	1	3%	33
KIDS CARE PEDIATRICS PA			33	100%	33

# COVID-19: testing by laboratory

Data through May 22, 2021 verified as of May 23, 2021 at 09:25 AM

Data in this report are provisional and subject to change.

The numbers in the table below represent the number of Florida and non-Florida residents for whom test results were received by the Department of Health. A person can be tested by more than one laboratory and can have both positive and negative results. **Therefore, the sum of the numbers in each column will be larger than the total number of people tested.**

Reporting lab	Inconclusive	Negative	Positive	Percent positive	Total
SANFORD MOBILE LAB		27	6	18%	33
ORLANDO FAMILY MEDICINE		16	17	52%	33
ST PETER'S BENDER LABORATORY		31	1	3%	32
Wiregrass Rehabilitation Center and Nursing Home		29	3	9%	32
BAPTIST PRIMARY BLACK CREEK SOUTH			32	100%	32
A LILIKO'I PHARMACY LLC		29	3	9%	32
JOSEF SCHENKER MD PC		32			32
MINUTECLINIC DIAGNOSTIC OF TN PC #378		29	3	9%	32
MALABAR FAMILY PRACTICE		26	6	19%	32
MINUTECLINIC DIAGNOSTIC OF TN PC #6363		26	6	19%	32
PBSO WEST PALM FAMILY PRACTICE		1	31	97%	32
MINUTECLINIC DIAGNOSTIC OF TN PC #6435		29	3	9%	32
MADISON POINTE CARE CENTER		32			32
ALACHUA		20	12	38%	32
LAKE NONA MEDICAL SERVICE LLC		29	3	9%	32
NTD EUROFINs ATLANTA		31	1	3%	32
WESTMINSTER ST AUGUSTINE		32			32
MINUTECLINIC, LLC #4230		28	4	13%	32
COLORADO DEPARTMENT OF HEALTH LABORATORY SERVICES DIVISION			32	100%	32
J AND J VISTAKON EMPLOYEE HEALTH CENTER		31	1	3%	32
ADVANCED URGENT CARE		12	20	63%	32
LAKE MARY - STIRLING CENTER SUITE 202			32	100%	32
MIDNIGHT MEDICINE			32	100%	32
TREASURE ISLE LLC		32			32
MINUTECLINIC DIAGNOSTIC OF RHODE ISLAND, LLC #212		31			31
MINUTECLINIC DIAGNOSTIC OF NORTH CAROLINA PC		28	3	10%	31
INTERNAL MEDICINE LIPID AND WELNNESS PRACTICE		14	17	55%	31
PERDIDO URGENT CARE		1	30	97%	31
SHORE MEMORIAL HOSPITAL		27	4	13%	31
PREMIER URGENT CARE CENTER LLC			31	100%	31
HEALTH FIRST - VIERA HOSPITAL		1	30	97%	31
UR CARE FAMILY AND SPORTS MEDICINE			31	100%	31
NORTHWESTERN UNIV JACOBS CTR COVID 19 TESTING SITE		31			31
REGENCY PARK ASSISTED LIVING FACILITY		29	2	6%	31
1 TOUCH TOTALCARE SOLUTIONS		28	3	10%	31
CHIPOLA MEDICAL ASSOCIATES		11	20	65%	31
TOTTENVILLE CIRCLE URGENT CARE		31			31
JOSEPH SCHENKER MD PC DBA CENTERS URGENT		27	4	13%	31
COUNTY OF LOS ANGELES			31	100%	31
MEDEXPRESS URGENT CARE - BLOOMINGTON		26	5	16%	31
MINUTECLINIC DIAGNOSTIC OF TEXAS		27	4	13%	31
HOPE HEALTHCARE		29	2	6%	31
LabCorp L#09258130 M#09258125		12	19	61%	31
HOLIDAY MEDICAL ASSOCIATES		4	27	87%	31
DISCOVERY COMMONS AT BRADENTON		31			31
AMERICAN ESOTERIC LABORATORIES		15	16	52%	31
CENTER ONE SURGERY CENTER		25	6	19%	31

# COVID-19: testing by laboratory

Data through May 22, 2021 verified as of May 23, 2021 at 09:25 AM

Data in this report are provisional and subject to change.

The numbers in the table below represent the number of Florida and non-Florida residents for whom test results were received by the Department of Health. A person can be tested by more than one laboratory and can have both positive and negative results. **Therefore, the sum of the numbers in each column will be larger than the total number of people tested.**

Reporting lab	Inconclusive	Negative	Positive	Percent positive	Total
OPTIMAL CARE PEDIATRICS		9	22	71%	31
COMMUNITY HEALTH OF SOUTH FLORIDA			31	100%	31
SPRINGWOOD COURT		26	5	16%	31
COLLIER ANESTHESIA PAIN LLC		31			31
MICHAEL J D'AMBROSE MD PA		29	2	6%	31
SUMMIT MEDICAL GROUP - 75 E NORTHFIELD		26	5	16%	31
PANCARE HEALTH - BONIFAY K-8			30	100%	30
ACCESS HEALTH CARE PHYSICIANS LLC		10	20	67%	30
HERITAGE WATERSIDE		27	3	10%	30
WELLMED AT BRANDON REGIONAL		22	8	27%	30
CVS NC7588POCT ASHEVILLE		26	4	13%	30
PARK WEST MEDICAL CENTER		29	1	3%	30
SENIOR HEALTH OF WINTER PARK DUNDEE		30			30
RAINBOW PEDIATRICS		1	29	97%	30
Clearwater Center		16	14	47%	30
TALLAHASSEE DEVELOPMENTAL CENTER		28	2	7%	30
JOINT AMBULATORY CARE CENTER		30			30
RELIANCE MEDICAL CENTER		21	9	30%	30
COMPREHENSIVE CHILDCARE		24	6	20%	30
ROBERT H JENKINS JR VETERANS' DOMICILIARY HOME OF		27	3	10%	30
ADVENT HEALTH MEDICAL GROUP- FAMILY MEDICINE AT DR. PHILIPS		25	5	17%	30
HOWARD BEACH URGENT CARE		28	2	7%	30
Good Samaritan Society		30			30
GERALD J KIVETT MD		27	3	10%	30
AMEERAH LABS			30	100%	30
WIREGRASS CLINIC LLC		24	6	20%	30
DAVID LAWRENCE CENTER		26	4	13%	30
Okeechobee Health Care Facility		16	14	47%	30
WEST BROWARD CARE CENTER		24	6	20%	30
OAK HARBOR ASSISTED LIVING FACILITY		27	3	10%	30
FLORIDA MEDICAL CLINIC - NEW TAMPA		25	5	17%	30
APOLLO SURGERY CENTER		27	3	10%	30
MINUTECLINIC, LLC #08366		25	5	17%	30
CLINCLOUD, LLC			30	100%	30
THE TERRACE AT IVY ACRES ALF		11	19	63%	30
SUMMERGATE PHARMACY		28	2	7%	30
MED LABS DIAGNOSTICS		11	19	63%	30
GASTROENTEROLOGY ASSOCIATES OF PENSACOLA PA		25	5	17%	30
BOCA BIOLISTIC REFERENCE LAB			30	100%	30
ADVENT HEALTH PRIMARY CARE PLUS, WINTER GARDEN		26	4	13%	30
MINIMALLY INVASIVE VASCULAR INC		28	2	7%	30
FORT VALLEY STATE UNIVERSITY		29	1	3%	30
ADVENT HEALTH MEDICAL GROUP FAMILY AND INTERNAL MEDICINE AT AVALON PAR		27	3	10%	30
PEPIN ACADEMIES-PASCO		29	1	3%	30
CVA MINUTE CLINIC DIAGNOSTIC OF VIRGINIA, LLC		29	1	3%	30
ADVANCED HEALTHCARE ASSOCIATES		26	4	13%	30
GRAND VILLA OF SARASOTA		29	1	3%	30

# COVID-19: testing by laboratory

Data through May 22, 2021 verified as of May 23, 2021 at 09:25 AM

Data in this report are provisional and subject to change.

The numbers in the table below represent the number of Florida and non-Florida residents for whom test results were received by the Department of Health. A person can be tested by more than one laboratory and can have both positive and negative results. **Therefore, the sum of the numbers in each column will be larger than the total number of people tested.**

Reporting lab	Inconclusive	Negative	Positive	Percent positive	Total
BOCA SIMON LAB		1	29	97%	30
P4CLINICAL	3	2	25	83%	30
ROSLYN URGENT CARE		29	1	3%	30
CHILDRENS MEDICAL CENTER			30	100%	30
PRIMECARE AT PORT ORANGE		5	24	83%	29
DUVAL COUNTY HEALTH DEPARTMENT		29			29
UNIV OF ROCHESTER-STRONG MEMORIAL HOSP		28	1	3%	29
PRO HEALTH HARMONY		29			29
PALM GARDEN OF JACKSONVILLE		27	2	7%	29
MINUTECLINIC INCORPORATE, LLC		25	4	14%	29
MAYO CLINIC JACKSONVILLE		4	25	86%	29
CDC		17	12	41%	29
MINUTECLINIC DIAGNOSTIC OF TN, PC 374		24	5	17%	29
NEMOURS CHILDRENS CLINIC		22	7	24%	29
RENAISSANCE SENIOR LIVING	1	28			29
VASSAR BROTHERS MEDICAL CENTER LABORATORY		27	2	7%	29
CAPE CORAL HOSPITAL ABG LABORATORY		16	13	45%	29
SUNTREE INTERNAL MEDICINE		29			29
ENGLEWOOD HEALTH PHYSICIAN NETWORK		29			29
URGENT CARE USA			29	100%	29
UCLA HEALTHCARE CLINICAL LABS		23	6	21%	29
STEWART MELBOURNE HOSPITAL			29	100%	29
TIFFANY LAKE CARE CENTERS INC		28	1	3%	29
ADVENTHEALTH MEDICAL GROUP PEDIATRIC & ADOLESCENT		28	1	3%	29
OWL NOW URGENT CARE		11	18	62%	29
PINELLAS 1 HOME HEALTH CARE CORP		28	1	3%	29
UNIVERSITY OF ILLINOIS VETERINARY DIAG	1	27	1	3%	29
PALMS, THE		29			29
BROOKWOOD BAPTIST MEDICAL CENTER		28	1	3%	29
PHYSICIANS STAT		7	22	76%	29
BIG BEND HOSPICE INC		29			29
BROOKDALE UNIVERSITY HOSPITAL		27	2	7%	29
CHARLOTTE CHD PORT CHARLOTTE		25	4	14%	29
GRAND VILLA OF PALM COAST		28			28
EXPRESS FAMILY CARE LLC		11	17	61%	28
THE COMMONWEALTH OF MASSACHUSETTS		1	27	96%	28
PORT ST LUCIE HOSPITAL		25	3	11%	28
ST MARYS MEDICAL CENTER			28	100%	28
NATIONAL MENTOR HEALTHCARE LLC			28	100%	28
ASTORIA HEALTH AND REHABILITATION CENTER		27	1	4%	28
ORANGE PEDIATRICS			28	100%	28
STAT MED URGENT CARE		27	1	4%	28
MINUTECLINIC DIAGNOSTIC OF SC, LLC #2		24	4	14%	28
BROOKDALE PHILLIPPI CREEK			28	100%	28
FORT SANDERS REGIONAL LABORATORY		28			28
MINUTECLINIC, LLC, #4160		24	4	14%	28
FIRST CHOICE PEDIATRICS LOOP		25	3	11%	28

# COVID-19: testing by laboratory

Data through May 22, 2021 verified as of May 23, 2021 at 09:25 AM

Data in this report are provisional and subject to change.

The numbers in the table below represent the number of Florida and non-Florida residents for whom test results were received by the Department of Health. A person can be tested by more than one laboratory and can have both positive and negative results. **Therefore, the sum of the numbers in each column will be larger than the total number of people tested.**

Reporting lab	Inconclusive	Negative	Positive	Percent positive	Total
LAKE PLACID HEALTH AND REHABILITATION		1	27	96%	28
MONTEFIORE NEW ROCHELLE HOSPITAL		25	3	11%	28
EDEN AT CRESTVIEW		12	16	57%	28
URGENT CARE CENTER			28	100%	28
KIVA AT CANTERBURY, LLC		28			28
CANTON-POTSDAM HOSPITAL LABORATORY		27	1	4%	28
CVS MINUTE CLINIC DIAGNOSTIC OF TN #6044		24	4	14%	28
MINUTE-CLINIC DIAGNOSTIC OF VIRGINIA		23	5	18%	28
MARION PEDIATRICS PA		21	7	25%	28
TGH MEDICAL GROUP LABORATORY CARROLLWOOD			28	100%	28
FAMILY CARE PARTNERS		18	10	36%	28
BROWARD HEALTH IMPERIAL POINT NURSING			28	100%	28
HUNT CLUB PEDIATRIC ASSOCIATES LLC		23	5	18%	28
BOZEMAN HEALTH DEACONESS HOSPITAL		19	9	32%	28
Cleveland Clinic Laboratories		4	24	86%	28
KEY PRIMARY CARE			28	100%	28
ADVENTHEALTH MEDICAL GROUP PEDIATRICS AT		7	21	75%	28
BETHESDA HEALTH PHYSICIAN GROUP INC			28	100%	28
BROOKDALE SOUTHPOINT			27	100%	27
49D2045214PHYSICIAN OFFICE-WAIVER-MEDEXPRESS URGENT CARE - HARRISONBU		18	9	33%	27
EXPRESS CARE OF BELLEVIEW		27			27
ADEPT INPATIENT MEDICAL SERVICES PC		27			27
COASTAL SKIN SURGERY AND DERMATOLOGY		19	8	30%	27
EMORY BENNETT VETERANS NURSING HOME	1	26			27
DELRAY BEACH FACIAL PLASTIC SURGERY		27			27
COMMUNITY CARE CENTER□		26	1	4%	27
NEWYORK-PRESBYTERIAN/ LAWRENCE HOSPITAL LABORATORY		24	3	11%	27
SPANISH RIVER HIGH SCHOOL ESE		23	4	15%	27
CENTRAL FLORIDA PEDIATRIC URGENT CARE LLC		23	4	15%	27
CITY OF CLEARWATER EMPLOYEE HEALTH CENTER		16	11	41%	27
NEW YORK METHODIST HOSPITAL		23	4	15%	27
WALGREENS #04618		22	5	19%	27
LEXINGTON PLACE SENIOR LIVING COMMUNITY		27			27
FAST PACE MEDICAL CLINIC PLLC		25	2	7%	27
SUNCOAST LABS			27	100%	27
MINUTECLINIC DIAGNOSTIC OF TN PC #320		19	8	30%	27
EPIC REFERENCE LABS INC			27	100%	27
HEALTHPARK MEDICAL CENTER ABG LAB		26	1	4%	27
Summit Medical Group Westfield Lab		24	3	11%	27
URGENT FAMILY CARE INC		24	3	11%	27
ATRIA LADY LAKE		27			27
LAKELAND HILLS CENTER		19	8	30%	27
VICK STREET MANOR		27			27
CARENOW - DOWNTOWN NORTH GULCH		25	2	7%	27
ADIRONDACK MEDICAL CENTER		27			27
NOVANT HEALTH		18	9	33%	27
PREMIUM HEALTH CARE			27	100%	27



# COVID-19: testing by laboratory

Data through May 22, 2021 verified as of May 23, 2021 at 09:25 AM

Data in this report are provisional and subject to change.

The numbers in the table below represent the number of Florida and non-Florida residents for whom test results were received by the Department of Health. A person can be tested by more than one laboratory and can have both positive and negative results. **Therefore, the sum of the numbers in each column will be larger than the total number of people tested.**

Reporting lab	Inconclusive	Negative	Positive	Percent positive	Total
LOOP PEDIATRICS		22	5	19%	27
PHYSICIANS CARE		23	4	15%	27
USCG AIR STATION CLEARWATER CLINIC		26	1	4%	27
COASTAL COMPLETE CARE		13	14	52%	27
CITY OF SANFORD EMPLOYEE HEALTH AND		25	2	7%	27
PALMETTO PEDIATRICS			26	100%	26
TREEHOUSE PEDIATRICS & FAMILY CARE		26			26
LOT HEALTH SERVICES☐	1	25			26
EAST HILL MEDICAL GROUP		17	9	35%	26
ABL MEDICAL CARE LLC			26	100%	26
ARCPOINT LABS OF FORT LAUDERDALE		25	1	4%	26
ADVENT HEALTH PARTIN SETTLEMENT HEALTH PARK		18	8	31%	26
THE MINIER URGENT CARE		20	6	23%	26
DALE MEDICAL CENTER		21	5	19%	26
OHSU MOLECULAR MICROBIOLOGY LAB		25	1	4%	26
LAKES DIALYSIS CENTER INC			26	100%	26
WAKULLA COUNTY HEALTH DEPARTMENT		12	14	54%	26
INNOVATIVE RESEARCH OF WEST FLORIDA		23	3	12%	26
MONCRIEF ARMY HEALTH CLINIC			26	100%	26
ST JOSEPHS HOSP OF ATLANTA/CLINIC LAB		24	2	8%	26
BAYFRONT HMA CONVENIENT CARE, LLC		2	24	92%	26
OAKTREE HEALTHCARE			26	100%	26
PALM BEACH COUNTY FIRE RESCUE		24	2	8%	26
JUST FOR KIDS PEDIATRICS		5	21	81%	26
PALMS MEDICAL GROUP - LAKE CITY WEST		4	22	85%	26
MINUTECLINIC DIAGNOSTIC OF NORTH		22	4	15%	26
AHMG LAKE NONA PRIMARY CARE		26			26
SUNQUEST		3	23	88%	26
PULMONARY SPECIALISTS OF THE PALM BEACHES		16	10	38%	26
MAGNOLIA PEDIATRICS		4	22	85%	26
DARDEN WELLNESS CENTER		23	3	12%	26
CVS MINUTE CLINIC DIAGNOSTIC OF TEXAS LLC		22	4	15%	26
ST VINCENT'S EAST		24	2	8%	26
MD BEAUTY LABS, PA		24	2	8%	26
LIFELINK TISSUE BANK D/B/A LIFELINK TISSUE BANK		21	5	19%	26
RJ LEE GROUP	1	23	2	8%	26
Z UROLOGY		25	1	4%	26
LAKE HOWARD HEIGHTS	1	21	4	15%	26
MORTON PLANT NORTH BAY HOSPITAL			26	100%	26
South Heritage Health and Rehab		25			25
SOUTH FLORIDA DIALYSIS CENTER		8	17	68%	25
THE WATERMARK AT VISTAWILLA		25			25
TOTAL ACCESS URGENT CARE		1	24	96%	25
NONA PEDIATRIC CENTER		19	6	24%	25
WESTPAC LABS		1	24	96%	25
STATE LAB		3	22	88%	25
MINUTECLINIC MINUTECLINIC #8746		24	1	4%	25

# COVID-19: testing by laboratory

Data through May 22, 2021 verified as of May 23, 2021 at 09:25 AM

Data in this report are provisional and subject to change.

The numbers in the table below represent the number of Florida and non-Florida residents for whom test results were received by the Department of Health. A person can be tested by more than one laboratory and can have both positive and negative results. **Therefore, the sum of the numbers in each column will be larger than the total number of people tested.**

Reporting lab	Inconclusive	Negative	Positive	Percent positive	Total
TREASURE COAST URGENT CARE			25	100%	25
ENCOMPASS HOME HEALTH OF THE SOUTHEAST LLC		23	2	8%	25
JUPITER MEDICAL CENTER		1	24	96%	25
ST. CLOUD HOSPITAL		20	5	20%	25
ADVENT HEALTH - LAKE MARY PEDIATRICS		16	9	36%	25
FINLAY C. LABORATORY		4	21	84%	25
MADWAR		19	6	24%	25
DOC PAM PA		24	1	4%	25
FEDERAL PRISON CAMP PENSACOLA			25	100%	25
STEWART MEDICAL GROUP INC			25	100%	25
GILCHRIST COUNTY JAIL		23	2	8%	25
Sovereign Laboratory Services, LLC		22	3	12%	25
ADVENT HEALTH EXPRESS		9	16	64%	25
ORANGE REGIONAL MEDICAL CENTER LABORATORY		20	5	20%	25
ROSS MEDICAL GROUP			25	100%	25
DOCTORS MEDICAL CENTER OF WALTON COUNTY CLINIC			25	100%	25
ASURANCE SCIENTIFIC LABORATORIES		24	1	4%	25
LAKE NONA MEDICAL SERVICES		17	8	32%	25
GREEN GABLES ASSISTED LIVING FACILITY		25			25
UNIV OF NORTH ALABAMA HEALTH CENTER		22	3	12%	25
VILLAGES REHABILITATION AND NURSING CENTER		24	1	4%	25
SENIOR LIVING IV SUN CITY LLC		18	7	28%	25
OLIVE BRANCH HEALTH AND REHABILITATION CENTER			25	100%	25
ROWLETT MIDDLE ACADEMY		22	2	8%	24
ST ELIZABETH MEDICAL CENTER LABORATORY		21	3	13%	24
AVENTIS BIO-SERVICES CTL		24			24
MED PLUS FLORENCE		20	4	17%	24
PALM BEACH GARDENS MEDICAL CENTER			24	100%	24
EDWARD S BENNETT MD PLLC		24			24
MC DIAGNOSTIC OF CONNECTICUT, PC #775		23	1	4%	24
WELLSTAR COBB HOSPITAL		22	2	8%	24
TREEHOUSE PEDIATRICS		19	5	21%	24
WESTMINSTER WOODS ON JULINGTON CREEK		22	2	8%	24
PACIFICA SENIOR LIVING FORT MYERS		15	9	38%	24
WELLMED AT LAKE COPELAND		18	6	25%	24
LABORATORY DYNAMICS		20	4	17%	24
TIMBERLANE LODGE ALF	1	16	7	29%	24
INTERVENTIONAL REHABILITATION OF SOUTH FLORIDA		16	8	33%	24
SONATA BOYNTON BEACH		21	3	13%	24
UAH STUDENT HEALTH CENTER		17	7	29%	24
CARESPOT		3	21	88%	24
MID FLORIDA PATHOLOGY LLC		23	1	4%	24
WELLNOW URGENT CARE		23	1	4%	24
ST ANTHONY'S HOSP PATIENT CARE SERVICE			24	100%	24
TARPON BAYOU CENTER			24	100%	24
PHYSICIANS PRIMARY CARE OF SW FLORIDA PL		24			24
MADISON COUNTY MEMORIAL HOSP		12	12	50%	24

# COVID-19: testing by laboratory

Data through May 22, 2021 verified as of May 23, 2021 at 09:25 AM

Data in this report are provisional and subject to change.

The numbers in the table below represent the number of Florida and non-Florida residents for whom test results were received by the Department of Health. A person can be tested by more than one laboratory and can have both positive and negative results. **Therefore, the sum of the numbers in each column will be larger than the total number of people tested.**

Reporting lab	Inconclusive	Negative	Positive	Percent positive	Total
MEDEXPRESS URGENT CARE - SEMINOLE SQUA		22	2	8%	24
CL BRUMBACK PRIMARY CARE CLINIC LANTANA		2	22	92%	24
Wesley Place on Honeysuckle		22	2	8%	24
NORTHSIDE HOSPITAL DULUTH		21	3	13%	24
MAITLAND PRIMARY CARE		9	15	63%	24
COURTYARDS OF ORLANDO		24			24
THE CHAPPEL GROUP RESEARCH		24			24
MEDLAB INC		24			24
LAKEWOOD RANCH MEDICAL CENTER CLINICAL LAB			24	100%	24
FLORENCE J HUNT STUDENT WELLNESS CENTER - HEALTH SERVICES (ABBOTT)		24			24
CSH LAKE ORIENTA LP		24			24
TRINITY MEDICAL ASSOCIATES LLC			24	100%	24
HEALTH MED CENTERS		24			24
ADVANCED URGENT CARE CENTER		7	17	71%	24
ALAN SERURE MD		24			24
FYZAMEDICAL, LLC		15	9	38%	24
ATRIA AT ST JOSEPHS		24			24
HERITAGE OAKS ASSISTED LIVING & MEMORY CARE		20	4	17%	24
HENNEPIN COUNTY MEDICAL CENTER (HCMC)		13	11	46%	24
ERIC C MARSHAL MD, PC DBA MINUTECLINIC		23	1	4%	24
ROBINSON FAMILY CLINIC PA		14	10	42%	24
SARASOTA MEMORIAL NURSING & REHABILITATION CTR		24			24
BLOOMIN BRANDS WELLNESS CENTER	4	19	1	4%	24
CareATC - 15th Street Clinic			24	100%	24
SOUTH NASSAU COMMUNITIES HOSPITAL		20	4	17%	24
PRIME CARE ONE LLC/HARBORCHASE OF VENICE			24	100%	24
RAINBOW PEDIATRIC CENTER		2	22	92%	24
MIAMI BEACH MEDICAL GROUP			24	100%	24
GLEN COVE HOSPITAL		24			24
MORRIS PARK URGENT CARE		20	3	13%	23
MINUTECLINIC, LLC #4507		21	2	9%	23
ESOTERIX GENETIC LABORATORIES		17	6	26%	23
MINUTECLINIC, LLC #1586		16	7	30%	23
MARQUES PEDIATRICS			23	100%	23
MINUTE CLINIC DIAGNOSTIC OF TN PC #64		20	3	13%	23
BAYFRONT FAMILY HEALTH CENTER		3	20	87%	23
NEW YORK PRESBYTERIAN - ALLEN HOSPITAL		23			23
ORANGE PARK PEDIATRIC ASSOCIATES		10	13	57%	23
CORE LABORATORY		1	22	96%	23
ISLAND COAST PEDIATRICS PA		22	1	4%	23
FLUSHING HOSPITAL MEDICAL CENTER		19	4	17%	23
BAYCARE MEDICAL GROUP INC			23	100%	23
CORONA NYC LAB		22	1	4%	23
MEDEXPRESS URGENT CARE - TIMBERLAKE		20	3	13%	23
BARTON FAMILY PRACTICE		12	11	48%	23
UNIVERSITY HILLS HEALTH AND REHABILITATION CENTER		18	5	22%	23
CONNECTDX		8	15	65%	23

# COVID-19: testing by laboratory

Data through May 22, 2021 verified as of May 23, 2021 at 09:25 AM

Data in this report are provisional and subject to change.

The numbers in the table below represent the number of Florida and non-Florida residents for whom test results were received by the Department of Health. A person can be tested by more than one laboratory and can have both positive and negative results. **Therefore, the sum of the numbers in each column will be larger than the total number of people tested.**

Reporting lab	Inconclusive	Negative	Positive	Percent positive	Total
CVS NC4165POCT BREVARD		15	8	35%	23
VALLEY IMMEDIATE CARE		20	3	13%	23
NORTHWEST FLORIDA COMMUNITY HOSPITAL 3RD FLOOR		21	2	9%	23
NEW JERSEY		22	1	4%	23
GUARDANT HEALTH		17	6	26%	23
ST CATHERINE OF SIENA HOSPITAL		21	2	9%	23
THE VILLAGES HEALTH		12	11	48%	23
CITY OF LAKE MARY EMPLOYEE HEALTH CENTER		18	5	22%	23
PRIMARY CARE SPECIALISTS OF ORLANDO LLC		18	5	22%	23
WUESTHOFF MEDICAL CENTER-MELBOURNE			23	100%	23
UF HEALTH NORTH JACKSONVILLE			23	100%	23
INTEGRATED FAMILY MEDICAL CENTER			23	100%	23
REGENEXX TAMPA BAY		20	3	13%	23
URGENT CARE & FAMILY PRACTICE CENTER		4	19	83%	23
OMEGA LABORATORIES		19	4	17%	23
STATEN ISLAND UNIVERSITY HOSPITAL		22	1	4%	23
MINUTECLINIC DIAGNOSTIC OF RHODE ISLAND, LLC #590		22	1	4%	23
WALGREENS #03391		18	5	22%	23
COASTAL FAMILY PRACTICE		15	8	35%	23
NOBLE SENIOR LIVING		3	20	87%	23
SOMA MEDICAL CENTER, PA #4 FLORIDA MANGO		1	22	96%	23
HEALTHY MINORS, LLC.		20	3	13%	23
WOODHOUSE INC		17	6	26%	23
COMMONWEALTH OF MASSACHUSETTS			23	100%	23
EGL GENETIC DIAGNOSTICS		1	22	96%	23
LAKEVIEW HEALTH CARE SYSTEMS		9	14	61%	23
PULSE MEDICAL GROUP INC			23	100%	23
NAVAL MEDICAL CENTER SAN DIEGO	1		21	95%	22
MINUTECLINIC DIAGNOSTIC OF MICHIGAN PC		21	1	5%	22
MORNINGSIDE MANOR & VILLA ADULT CARE C		22			22
MEDI STATION			22	100%	22
FIRST CHOICE PEDIATRICS WINTER SPRINGS		16	6	27%	22
COLUMBIA MEMORIAL HOSPITAL		22			22
TEXAS DEPARTMENT OF STATE HEALTH SERVICES		3	19	86%	22
ELAN SPANISH SPRINGS		4	18	82%	22
VALHALLA MEDICS		22			22
FLORIDA HOSPITAL WINTER GARDEN		17	5	23%	22
JOHNS HOPKINS MEDICAL LABORATORIES		1	21	95%	22
MARATHON HEALTH FOR LIFE		19	3	14%	22
Floral Health and Rehabilitation, LLC		21	1	5%	22
MINUTECLINIC DIAGNOSTIC OF TEXAS LLC		20	2	9%	22
FLORIDA HOSPITAL LABS		12	10	45%	22
HARTFORD HOSPITAL ANCILLARY LAB		17	5	23%	22
KELLY'S ASSISTED LIVING FACILITY		22			22
BIOREFERENCE LABORATORIES		8	14	64%	22
SOUTH CAROLINA DEPARTMENT OF HEALTH			22	100%	22
MINUTECLINIC DIAGNOSTIC PA		19	3	14%	22

# COVID-19: testing by laboratory

Data through May 22, 2021 verified as of May 23, 2021 at 09:25 AM

Data in this report are provisional and subject to change.

The numbers in the table below represent the number of Florida and non-Florida residents for whom test results were received by the Department of Health. A person can be tested by more than one laboratory and can have both positive and negative results. **Therefore, the sum of the numbers in each column will be larger than the total number of people tested.**

Reporting lab	Inconclusive	Negative	Positive	Percent positive	Total
SOLE HEALTH LLC		22			22
MINUTECLINIC DIAGNOSTICS MEDICAL GROUP		21	1	5%	22
ST VINCENT'S URGENT CARE		19	3	14%	22
BROWNE MEDICAL		20	2	9%	22
BASSETTI & ASSOCIATES, MD, PA			22	100%	22
FLORIDA PEDIATRICS		6	16	73%	22
GLEN OAKS URGENT CARE		20	2	9%	22
HELIX DIAGNOSTICS			22	100%	22
YUSRA MEDICAL ASSOCIATES PA		16	6	27%	22
EBEIDS MD PEDIATRICS		19	3	14%	22
OHIO CVS STORES, LLC DBA		19	3	14%	22
BROOKDALE WEST BOYNTON BEACH		22			22
ADVENT HEALTH - KISSIMMEE		6	16	73%	22
THRIF-T DRUGS INC		20	2	9%	22
FAMILY AND AFTER HOURS CARE		22			22
CVS MINUTE CLINIC DIAGNOSTIC OF TEXAS, LLC		18	4	18%	22
ROCKLEDEGE REGIONAL MEDICAL CENTER		17	5	23%	22
LEE MEMORIAL HEALTH SYSTEM D/B/A		20	2	9%	22
MINUTE CLINIC DIAGNOSTIC OF SOUTH CAROLINA		18	4	18%	22
MOBILE DIVISION LABORATORY		7	15	68%	22
PEDIATRIC ASSOCIATES PA		17	5	23%	22
SEAGRASS VILLAGE			22	100%	22
OCEANSIDE URGENT CARE		22			22
GENTIVA HEALTH SERVICES		20	2	9%	22
DIACARTA INC.		22			22
TEN HEALTHCARE		6	16	73%	22
WACO HHSSURGEWACO	1	17	3	14%	21
URGENT CARE OF NEW YORK		20	1	5%	21
GOOD SAMARITAN SOCIETY OF DAYTONA		16	5	24%	21
CLINICAL PATHOLOGY LABORATORIES SOUTHEAST			21	100%	21
GRACE WELLNESS CENTER		8	13	62%	21
TINA'S ASSISTED LIVING FACILITY CORP		21			21
WELLSTAR NORTH FULTON HOSPITAL LABORAT		19	2	10%	21
TENNESSEE DEPARTMENT OF HEALTH		15	6	29%	21
INTERNATIONAL MEDICAL LABORATORY INC		21			21
REGENCY SQUARE MALL - SEARS		4	17	81%	21
HARLEM HOSPITAL CENTER		20	1	5%	21
CVS HEALTH, #3396		19	2	10%	21
THE CANOPY AT HARPER LAKE	1	1	19	90%	21
PALATKA VA CBOC		20	1	5%	21
MAIMONIDES MEDICAL CENTER		18	3	14%	21
UPMC CHAUTAUQUA AT WCA LABORATORY		20	1	5%	21
ARDEN COURTS OF WINTER SPRINGS		18	3	14%	21
SELECT PHYSICIANS ALLIANCE		21			21
ADVENTHEALTH MEDICAL GROUP	1	14	6	29%	21
CARESPOT EXPRESS HEALTHCARE			21	100%	21
BAY PEDIATRICS PA		18	3	14%	21



# COVID-19: testing by laboratory

Data through May 22, 2021 verified as of May 23, 2021 at 09:25 AM

Data in this report are provisional and subject to change.

The numbers in the table below represent the number of Florida and non-Florida residents for whom test results were received by the Department of Health. A person can be tested by more than one laboratory and can have both positive and negative results. **Therefore, the sum of the numbers in each column will be larger than the total number of people tested.**

Reporting lab	Inconclusive	Negative	Positive	Percent positive	Total
MINUTECLINIC DIAGNOSTIC OF TN PC #566		17	4	19%	21
KIDSWOOD PEDIATRICS CORP		6	15	71%	21
ESTATES MEDICAL CENTER		12	9	43%	21
PRIMECARE OF DOTHAN-DALEVILLE CLINIC		16	5	24%	21
URGENT TEAM		17	4	19%	21
CLEVELAND CLINIC FLORIDA		1	20	95%	21
WINTER PARK FAMILY PRACTICE LLC		17	4	19%	21
GOOD SAMARITAN MEDICAL CENTER			21	100%	21
MC DIAGNOSTIC OF CONNECTICUT, PC #1960		21			21
ROCKLEDGE FAMILY HEALTH			21	100%	21
MC DIAGNOSTIC OF CONNECTICUT , PC # 3		19	2	10%	21
POINT OF CARE CLINICS PRIMARY CARE		20	1	5%	21
CVS PHARMACY		1	20	95%	21
ST JUDE CHILDRENS RESEARCH HOSPITAL		21			21
PICHARDO CLINIC, THE		19	2	10%	21
Citymd Of Lacey		18	3	14%	21
JEFFERSON K-12, A SOMERSET SCHOOL- CLINIC		17	4	19%	21
CARENOW URGENT CARE-BRENTWOOD		15	6	29%	21
RHODE ISLAND DEPARTMENT OF HEALTH			21	100%	21
SHELBY BAPTIST MEDICAL CENTER		16	5	24%	21
KIMBERLY J HENDERSON MD PC		20	1	5%	21
CARESPOT OF NOCATEE		1	19	95%	20
PRIMARY CARE MEDICINE	1	13	6	30%	20
ANYTIME LAB, LLC		18	2	10%	20
ROBERT WOOD JOHNSON UNIVERSITY HOSP		18	2	10%	20
SHIELDT3 LLC		20			20
ODYSSEY HEALTHCARE OF MARION COUNTY, LLC		19	1	5%	20
AUBURN COMMUNITY HOSPITAL		18	2	10%	20
ORLANDO FAMILY PHYSICIANS INC		14	6	30%	20
PROFESSIONAL PARK PEDIATRICS PA			20	100%	20
COMMUNITY HOME HEALTH CARE		20			20
CALLAWAY CLINIC		14	6	30%	20
CONSOLIDATED LAB SERVICES		10	10	50%	20
MC DIAGNOSTIC OF CONNECTICUT PC #459		20			20
MINUTECLINIC, LLC, DBA MINUTECLINIC #6		17	3	15%	20
WINSHIPS PHARMACY INC		20			20
CLINIC OF PEDIATRICS & GI MEDICINE INC		1	19	95%	20
REDITUS LABORATORIES			20	100%	20
CVS NC2357POCT HUNTERSVILLE		18	2	10%	20
MINUTECLINIC #788		18	2	10%	20
MCWHORTER SCHOOL OF PHARMACY		20			20
LAKE WORTH MANOR		19	1	5%	20
PRATTVILLE BAPTIST HOSPITAL		16	4	20%	20
FORT WALTON BEACH DEVELOPMENTAL CENTER		19	1	5%	20
MEDICAL EXPRESS CORP		18	2	10%	20
SONORA QUEST LABORATORIES			20	100%	20
AVALON FAMILY RESORT ASSISTED LIVING LLC		20			20

# COVID-19: testing by laboratory

Data through May 22, 2021 verified as of May 23, 2021 at 09:25 AM

Data in this report are provisional and subject to change.

The numbers in the table below represent the number of Florida and non-Florida residents for whom test results were received by the Department of Health. A person can be tested by more than one laboratory and can have both positive and negative results. **Therefore, the sum of the numbers in each column will be larger than the total number of people tested.**

Reporting lab	Inconclusive	Negative	Positive	Percent positive	Total
DAVID LAWRENCE CENTER INC		16	4	20%	20
PONCE PLAZA NURSING & REHAB CENTER		4	16	80%	20
FAMILY CARE CYPRESS CREEK		1	19	95%	20
DEPT OF VA MEDICAL CENTER - BAY PINES			20	100%	20
ADVENTIST HEALTH SYSTEM		16	4	20%	20
VIERA FAMILY MEDICINE AND WELLNESS		16	4	20%	20
ST LUKES ROOSEVELT LABORATORY		17	3	15%	20
CVS MINUTE CLINIC DIAG OF IND, LLC #6549		18	2	10%	20
BROOKDALE MANDARIN CENTRAL		7	13	65%	20
MINUTE CLINIC		2	18	90%	20
BRIDGEWAY HEALTH CLINICS INC		1	19	95%	20
BEST MEDICAL CENTER		11	9	45%	20
CVS MINUTE CLINIC DIAGNOSTIC MED GRP OF CA		19			19
JACKSON NORTH MEDICAL CENTER		2	17	89%	19
ALL PEDIATRIC CARE			19	100%	19
MC DIAGNOSTIC OF CONNECTICUT, PC #1966		19			19
CVS TX7162POCT HOUSTON		19			19
UC HEALTH UNIVERSITY HOSPITAL		16	3	16%	19
BAPTIST MEMORIAL HEALTH CARE		17	2	11%	19
ASHRAF MEDICAL GROUP PLLC DBA PULSE M		18	1	5%	19
CORNER OAK ESTATE LLC		19			19
NO NAME		8	11	58%	19
SEVEN RIVERS REGIONAL MEDICAL CENTER		5	14	74%	19
ST. JUDES LABORATORIES		13	6	32%	19
MICHELLE S PAGE MD PA		18	1	5%	19
BENNETT PEDIATRICS		19			19
FOX FAMILY PRACTICE		19			19
MINUTECLINIC DIAGNOSTIC OF TN PC #643		15	4	21%	19
BAYVIEW MEDICAL		19			19
Atlanta VAMC		14	5	26%	19
MD PLUS URGENT CARE, LLC			19	100%	19
CVS MINUTE CLINIC, LLC		15	4	21%	19
FLORIDA COMMUNITY HEALTH CENTER OF ST. LUCIE		1	18	95%	19
WALGREENS #04176		14	5	26%	19
ABC PEDIATRICS OF PORT ST LUCIE		17	2	11%	19
MINUTE CLINIC LLC #5706		17	2	11%	19
COLLEGE POINT URGENT CARE		16	3	16%	19
ELTINGVILLE CIRCLE URGENT CARE		18	1	5%	19
OCEAN REEF MEDICAL CENTER, LLC			19	100%	19
CVS GA2108POCT NORCROSS		16	3	16%	19
MED HEALTH SERVICES		18	1	5%	19
STONE WASH CLINICAL LABORATORIES		2	17	89%	19
MASSACHUSETTS GENERAL HOSPITAL		2	17	89%	19
CAREHERE- LCS LEESBURG			19	100%	19
CARE POINT HEALTH & WELLNESS CENTER		19			19
COMPREHENSIVE CHILDCARE ASSOCIATES		11	8	42%	19
MINUTE CLINIC LLC #2775		18	1	5%	19

# COVID-19: testing by laboratory

Data through May 22, 2021 verified as of May 23, 2021 at 09:25 AM

Data in this report are provisional and subject to change.

The numbers in the table below represent the number of Florida and non-Florida residents for whom test results were received by the Department of Health. A person can be tested by more than one laboratory and can have both positive and negative results. **Therefore, the sum of the numbers in each column will be larger than the total number of people tested.**

Reporting lab	Inconclusive	Negative	Positive	Percent positive	Total
SARASOTA MEDICAL CENTER		8	11	58%	19
UM MILLER SCHOOL OF MEDICINE			19	100%	19
THE CLINIC PREMISE HEALTH		13	6	32%	19
107TH PLACE GROUP HOME		19			19
INTEGRATED REGIONAL LABORATORIES - LARGO			19	100%	19
BAY COUNTY HEALTH DEPARTMENT		14	5	26%	19
FRUITVILLE URGENT CARE			19	100%	19
LOVING CARE OF THE TREASURE COAST LLC	1	13	5	26%	19
CVS MINUTE CLINIC DIAGNOSTIC OF WISCONSIN		19			19
GENOTOX LABORATORIES		16	3	16%	19
STAT MEDICAL CLINIC III INC		13	6	32%	19
ROYAL PALM MEDICAL GROUP, INC		19			19
JACKSON LABORATORY FOR GENOMIC MEDICIN		19			19
SAVANNAH STATE UNIVERSITY, COUNSELING		19			19
AURORA UNIVERSITY WELLNESS CENTER		19			19
EMERALD COAST HOSPICE - CRESTVIEW		19			19
LAB INTERMARKET FACILITY LAB		1	18	95%	19
MEDEXPRESS URGENT CARE, MOON TOWNSHIP		18	1	5%	19
NANO HEALTH ASSOCIATES LLC		19			19
CLERMONT ADVENTHEALTH CENTRA CARE		1	18	95%	19
ANYLABTESTNOW		6	13	68%	19
KAILOS GENETICS INC		16	3	16%	19
LAKEVIEW HEALTH SYSTEMS			19	100%	19
CARENOW URGENT CARE-DONELSON		13	5	28%	18
GENERAL INTERNAL MEDICINE MEDICAL CTR CLINIC		13	5	28%	18
MINUTECLINIC DIAGNOSTIC OF VIRGINIA, LLC #1416		17	1	6%	18
WALGREENS #06416		17	1	6%	18
A & B PHARMACY		18			18
IONA COLLEGE HEALTH & WELLNESS CENTER		18			18
MOORINGS PARK OAKSTONE AT GREY OAKS		17	1	6%	18
XPRESS WELLNESS URGENT CARE			18	100%	18
CARENOW URGENT CARE-WEST END		13	5	28%	18
MINUTECLINIC LLC #5176		15	3	17%	18
MINUTECLINIC DIAGNOSTIC OF TN PC #6415		14	4	22%	18
TPCA CLINICAL LABORATORIES		15	3	17%	18
CLEVELAND CLINIC			18	100%	18
AURORA DIAGNOSTICS		6	12	67%	18
OSCEOLA ALF OPERATOR, LLC DBA□		18			18
ADVENT HEALTH - WINTER HAVEN		8	10	56%	18
MEDEXPRESS URGENT CARE LEWISBURG		17	1	6%	18
HUNTINGTON URGENT CARE		17	1	6%	18
MONTEFIORE ST LUKE'S CORNWALL HOSPITAL		14	4	22%	18
PPD - IXLAYER		17	1	6%	18
MIRIMUS INC		1	17	94%	18
MADISON CORE LABORATORIES		17	1	6%	18
DR PHILLIPS MEDICAL WELLNESS CENTER		13	5	28%	18
UNIVERSITY OF MIAMI MILLER SCHOOL			18	100%	18

# COVID-19: testing by laboratory

Data through May 22, 2021 verified as of May 23, 2021 at 09:25 AM

Data in this report are provisional and subject to change.

The numbers in the table below represent the number of Florida and non-Florida residents for whom test results were received by the Department of Health. A person can be tested by more than one laboratory and can have both positive and negative results. **Therefore, the sum of the numbers in each column will be larger than the total number of people tested.**

Reporting lab	Inconclusive	Negative	Positive	Percent positive	Total
ADVENT HEALTH - ZEPHYRHILLS			18	100%	18
MINUTE CLINIC DIAGNOSTIC MED GRP		17	1	6%	18
BROOKDALE ST AUGUSTINE		1	17	94%	18
NORTHERN WESTCHESTER HOSPITAL LABORATORY		16	2	11%	18
MEDEXPRESS URGENT CARE - ROBINSON TWP, STEUBENVILLE PIKE		16	2	11%	18
ASCENSION ST VINCENT'S PRIMARY CARE		1	17	94%	18
CVS MINUTE CLINIC DIAGNOSTIC OF VIRGINIA		18			18
URGENT CARE AT LONGWOOD			18	100%	18
BERGEN NEW BRIDGE M		16	2	11%	18
Crestwood Nursing Center		8	10	56%	18
WALGREEN EASTERN CO, INC		18			18
MINUTECLINIC DIAGNOSTIC OF ILLINOIS LL		16	2	11%	18
MEDEXPRESS URGENT CARE- MARYLAND		15	3	17%	18
GS LABS		17	1	6%	18
TENDER CARE ALF		18			18
MI CASA DORADA ASSISTED LIVING FACILIT		18			18
MINUTECLINIC #8699		14	4	22%	18
BAPTIST PRIMARY CARE PONTE VEDRA		12	6	33%	18
LPG PRIMARY CARE AT LABELLE		16	2	11%	18
BOYKIN		18			18
VIGILINT HEALTHCARE		16	2	11%	18
MARION COUNTY HEALTH DEPARTMENT		17	1	6%	18
FORT HAMILTON URGENT CARE		18			18
CABOT RESERVE ON THE GREEN		18			18
BRONSON FIRE DEPARTMENT		18			18
SANTA ROSA COUNTY JAIL - WELLPATH			18	100%	18
CRANES VIEW LODGE			18	100%	18
INTERMOUNTAIN CENTRAL LAB		1	17	94%	18
Terrace of Jacksonville		3	15	83%	18
ESTATES MEDICAL CENTER INC		4	14	78%	18
MINUTE-CLINIC DIAGNOSTIC OF VIRGINIA, LLC #2003		15	3	17%	18
CVS MINUTE CLINIC DIAGNOSTIC PA		13	5	28%	18
UNIVERSITY OF ALABAMA - FUNGAL REFERENCE LABORATORY		12	5	29%	17
LILY'S PROMISE AL#12775		17			17
PRIMARY CARE WALK IN CLINIC PLLC			17	100%	17
CARE NOW, INC		13	4	24%	17
INFEXIONSHIELD INC.		17			17
UNIVERSITY LAB			17	100%	17
GENDERXPRESS/PICTURE ME PERFECT IMAGING		14	3	18%	17
BRYAN WHITFIELD MEMORIAL HOSPITAL		12	5	29%	17
URGENT CARE WEST CLINIC		14	3	18%	17
WELLINGTON FAMILY PRACTICE		13	4	24%	17
YORKVILLE PEDIATRIC URGENT CARE		17			17
BLOUNT MEMORIAL HOSPITAL		14	3	18%	17
MINUTE CLINIC LLC #5733		17			17
MARCO DRUGS AND COMPOUNDING		13	4	24%	17
RESOLVE MOLECULAR DIAGNOSTICS		13	4	24%	17

# COVID-19: testing by laboratory

Data through May 22, 2021 verified as of May 23, 2021 at 09:25 AM

Data in this report are provisional and subject to change.

The numbers in the table below represent the number of Florida and non-Florida residents for whom test results were received by the Department of Health. A person can be tested by more than one laboratory and can have both positive and negative results. **Therefore, the sum of the numbers in each column will be larger than the total number of people tested.**

Reporting lab	Inconclusive	Negative	Positive	Percent positive	Total
COMMUNITY HEALTH OF SOUTH FLORIDA INC			17	100%	17
CVS CA9715POCT THOUSAND OAKS		17			17
ST JOSEPH HOSPITAL		16	1	6%	17
TRANSPLANT GENOMICS INC (EUROFINS)		17			17
GOLDMAN SACHS HEALTH CENTER	1	15	1	6%	17
MINUTECLINIC DIAGNOSTIC OF VIRGINIA		17			17
MINUTECLINIC DIAGNOSTIC OF OKLAHOMA		14	3	18%	17
GENETIC TECHNOLOGICAL INNOVATIONS			17	100%	17
BLOOMINGDALE PEDIATRIC ASSOCIATES PA			17	100%	17
GULF COAST VILLAGE HOME HEALTH INC		6	11	65%	17
PUTNAM COUNTY PUBLIC HEALTH UNIT		14	3	18%	17
BROOKDALE CROWN POINT			17	100%	17
NORTH COUNTRY FAMILY HEALTH CENTER INC		17			17
DIEGO FALLON MD PA		6	11	65%	17
PARRISH HEALTH CENTER		14	3	18%	17
LYNN KEEFE, MD PEDIATRICS		14	3	18%	17
MINUTECLINIC DIAGNOSTIC OF NEW MEXICO		17			17
HEALTHCARE NOW			17	100%	17
BAY BREEZE HEALTH AND REHABILITATION CENTER		9	8	47%	17
SOMA MEDICAL CENTER PA			17	100%	17
TOXUSALABS DBA CONNECTDX LABS		14	3	18%	17
EAR NOSE & THROAT ASSOCIATES OF MANATEE PA		17			17
MINUTECLINIC DIAG OF IND, LLC #6697		15	2	12%	17
MEDEXPRESS URGENT CARE - LAFAYETTE		16	1	6%	17
ALBIBI		1	16	94%	17
LEHIGH VALLEY HOSPITAL		3	14	82%	17
UNIVERSITY HOSPITAL UC HEALTH		11	6	35%	17
NORTHWESTERN MEMORIAL HOSPITAL			17	100%	17
FLORIDA KEYS CONCIERGE MEDICINE, LLC		15	2	12%	17
WALGREENS #07936		16	1	6%	17
NEMOURS CHILDREN'S URGENT			17	100%	17
TIFT REGIONAL HEALTH SYSTEM, INC		17			17
CVS TX7288POCT DALLAS		13	4	24%	17
COAST MED URGENT CARE		16	1	6%	17
INHEALTH LIFE SCIENCES		6	11	65%	17
STARLING AT NOCATEE			17	100%	17
HUDSON VALLEY HOSPITAL CENTER LABORATORY		16	1	6%	17
RIVERSIDE MEDICAL GROUP		16	1	6%	17
MINUTECLINIC LLC (1435)		16	1	6%	17
EXPRESS CARE OF TAMPA BAY		10	7	41%	17
GNT ASSOCIATES		16	1	6%	17
ACM MEDICAL LABORATORY ALLIANCE		14	3	18%	17
CVS TN2179POCT MURFREESBORO		16	1	6%	17
UVMCM MICROBIOLOGY		16	1	6%	17
INN AT LAKE SEMINOLE SQUARE, THE		17			17
INTERNAL MEDICINE ASSOCIATES & SPECIALTIES INC		15	1	6%	16
NOVALIFE MEDSPA			16	100%	16



# COVID-19: testing by laboratory

Data through May 22, 2021 verified as of May 23, 2021 at 09:25 AM

Data in this report are provisional and subject to change.

The numbers in the table below represent the number of Florida and non-Florida residents for whom test results were received by the Department of Health. A person can be tested by more than one laboratory and can have both positive and negative results. **Therefore, the sum of the numbers in each column will be larger than the total number of people tested.**

Reporting lab	Inconclusive	Negative	Positive	Percent positive	Total
MINUTE CLINIC OF KANSAS PA		9	7	44%	16
MINUTE CLINIC LLC #1909		15	1	6%	16
RICH STREET GROUP HOME		9	7	44%	16
KETAMINE HEALTH CENTERS AT BONITA SPRINGS, LLC		16			16
PARROTT MEDICAL CLINIC			16	100%	16
JOSEPH MIGNOGNA		13	3	19%	16
NOVANT HEALTH GOHEALTH URGENT CARE-HARRISBURG		8	8	50%	16
UNIVERSITY OF MIAMI MILLER SCHOOL OF MEDICINE			16	100%	16
BONIFAY NURSING AND REHABILITATION CENTER			16	100%	16
MINUTE CLINIC LLC #6765		16			16
ADVENTIST HEALTH SYSTEM FLORIDA DEPT OF HEALTH		10	6	38%	16
PRESBYTERIAN MEDICAL SERVICES		16			16
FLORIDA MEDICAL ASSOCIATES LLC		9	7	44%	16
ST JOSEPH WOMENS HOSPITAL			16	100%	16
BRIDGE DIAGNOSTICS			16	100%	16
CENTRAL JERSEY URGENT CARE OF EATONTOW		15	1	6%	16
PRO HEALTH FAMILY PHYSICIANS, NYSTROM		16			16
NORTHWEST FLORIDA SLEEP		1	15	94%	16
SUFFRIDGE DRIVE GROUP HOME		16			16
ST AUGUSTINE PLANTATION		1	15	94%	16
Heartland Healthcare Center Boca Raton		2	14	88%	16
MIAMI BEACH MEDICAL GROUP LLC			16	100%	16
PROHEALTH CARE ASSOCIATES MOBILE		13	3	19%	16
MORTON PLANT MEASE			16	100%	16
OKEECHOBEE HEALTHCARE FACILITY			16	100%	16
INDIANA STATE DEPARTMENT OF HEALTH		1	15	94%	16
MILLENNIUM PHYSICIAN GRP LLC NAPLES PINE RIDGE			16	100%	16
ATMORE NURSING CENTER		15	1	6%	16
MEDICINE AT LONGWOOD		16			16
STATEN ISLAND UNIVERSITY HOSPITAL SEGUINE AVE		13	3	19%	16
HODGES CLUSTER		2	14	88%	16
BELLEVUE HOSPITAL CENTER DEPARTMENT		16			16
CVS MINUTE CLINIC, LLC #22		15	1	6%	16
DAVITA DIALYSIS		4	12	75%	16
XERA MED RESEARCH			16	100%	16
MINNEOLA PLACE A HOMEBRIDGE COMMUNITY		16			16
St Joseph's Hospital & Medical Center		14	2	13%	16
TMH FSU RAPID LABORATORY		2	14	88%	16
ALAN L MELOTEK MD		16			16
MONTEFIORE NYACK HOSPITAL AFFILIATED LABORATORY		14	2	13%	16
MINUTECLINIC DIAGNOSTIC OF RHODE ISLAND		13	3	19%	16
PANAMA CITY VITAS HOSPICE		16			16
URGENT CARE CLINIC OF LINCOLN		14	2	13%	16
VERO DIAGNOSTICS		15	1	6%	16
Lab MSMC Hialeah			16	100%	16
CULINARY INSTITUTE OF AMERICA STUDENT	3	13			16
NORTHWEST FLORIDA ENT, PA		5	11	69%	16

# COVID-19: testing by laboratory

Data through May 22, 2021 verified as of May 23, 2021 at 09:25 AM

Data in this report are provisional and subject to change.

The numbers in the table below represent the number of Florida and non-Florida residents for whom test results were received by the Department of Health. A person can be tested by more than one laboratory and can have both positive and negative results. **Therefore, the sum of the numbers in each column will be larger than the total number of people tested.**

Reporting lab	Inconclusive	Negative	Positive	Percent positive	Total
FAST TRACK URGENT CARE CENTER - TYRONE			16	100%	16
PROMUS DIAGNOSTICS, LLC			16	100%	16
ALL FLORIDA FAMILY & SPORTS MEDICINE		15	1	6%	16
SURGERY CENTER OF CORAL GABLES LLC,THE		12	4	25%	16
JS HEALTHCARE INC		16			16
MC DIAGNOSTIC OF CONNECTICUT, PC # 257		15	1	6%	16
UNAVAILABLE/UNKNOWN/NO INFORMATION FOUND			16	100%	16
CRUCIAL CARE		10	6	38%	16
BVL PEDIATRICS		14	2	13%	16
CVS PA6902POCT BRYN MAWR		14	2	13%	16
PROMEDICA LABORATORIES		11	5	31%	16
SRMC AVALON		9	7	44%	16
MINUTECLINIC LLC # 3401		15			15
AJU GEORGE MD PA			15	100%	15
MILTON 4707		15			15
MEDEXPRESS URGENT CARE-ALTOONA		13	2	13%	15
MIRACLE ALF INC		15			15
LAKE CO SCHOOLS EMPLOYEE HEALTH & WELLNESS CENTER	1	11	3	20%	15
GADSDEN REGIONAL MEDICAL CENTER		15			15
PATHLINE			15	100%	15
MINUTECLINIC DIAGNOSTICS OF IND, LLC		15			15
MINUTECLINIC DIAGNOSTIC OF GEORGIA, LL		12	3	20%	15
SUNCOAST COMMUNITY HEALTH CENTERS INC		4	11	73%	15
SKIN WELLNESS PHYSICIANS LLC		15			15
CVS NY491POCT JACKSON HEIGHTS		15			15
MINUTECLINIC, LLC #1492		15			15
MEDEXPRESS URGENT CARE - BENTON HARBOR		14	1	7%	15
SARASOTA - ROBERT L TAYLOR COMMUNITY CENTER□		1	14	93%	15
MINUTECLINIC DIAGNOSTIC OF TN, PC 6438		13	2	13%	15
EASTLAKE PEDIATRICS - TRINITY		15			15
FAMILY CARE			15	100%	15
RICHMOND UNIVERSITY MEDICAL CENTER		12	3	20%	15
PREMIER LABORATORY SERVICES, LLC		5	10	67%	15
CUSTEAD CARE CENTER HAVEN HOSPICE		12	3	20%	15
MEDLABS DIAGNOSTICS		11	4	27%	15
MINUTECLINIC, LLC #4682		10	5	33%	15
PIEDMONT ATHENS REGIONAL MEDICAL		13	2	13%	15
WALK IN URGENT CARE			15	100%	15
CVS TX8321POCT MCKINNEY		15			15
DELIVER MY MEDS CORP		15			15
UNIVERSITY HOSPITALS OF CLEVELAND		9	6	40%	15
CVS HEALTH, #2043		15			15
TELEVISIT MALABAR PEDIATRICS		5	10	67%	15
BESSENT ROAD GROUP HOME		15			15
FAMILY CARE CENTER OF ARLINGTON		10	5	33%	15
HEALTH MED HOME CARE, LLC		15			15
CARDIOTHORACIC SURGERY OF HYDE PARK			15	100%	15

# COVID-19: testing by laboratory

Data through May 22, 2021 verified as of May 23, 2021 at 09:25 AM

Data in this report are provisional and subject to change.

The numbers in the table below represent the number of Florida and non-Florida residents for whom test results were received by the Department of Health. A person can be tested by more than one laboratory and can have both positive and negative results. **Therefore, the sum of the numbers in each column will be larger than the total number of people tested.**

Reporting lab	Inconclusive	Negative	Positive	Percent positive	Total
OPTIONS FOR SENIORS INC DBA PALM KREST MANOR		12	3	20%	15
BAPTIST MEDICAL CENTER EAST		11	4	27%	15
MINUTECLINIC, DIAGNOSTIC OF TEXAS, LL		14	1	7%	15
SOMA MEDICAL CENTER, P.A.			15	100%	15
ALL 4 KIDZ PEDIATRICS		11	4	27%	15
HELGEMO & LIOU PEDIATRICS		11	4	27%	15
CVS NC187POCT CHARLOTTE		14	1	7%	15
MINUTE CLINIC LLC #10203		12	3	20%	15
MEDI-DRUG INC		13	2	13%	15
MEDEXPRESS URGENT CARE - PANTOPS		13	2	13%	15
LEE COMMUNITY HEALTHCARE INC DUNBAR		13	2	13%	15
MONTEFIORE MEDICAL CENTER LABORATORIES - WEILER		11	4	27%	15
IGENEX INC		15			15
MEADOWCREST MOLECULAR DIAGNOSTICS, LLC			15	100%	15
MADISON COUNTY HEALTH DEPARTMENT		8	7	47%	15
CVS MINUTE CLINIC DIAGNOSTIC		14	1	7%	15
NORTHSIDE HOSPITAL FORSYTH		13	2	13%	15
RUSSELL MEDICAL CENTER		13	2	13%	15
FLORIDA DEPARTMENT OF HEALTH IN HILLSBOROUGH COUNTY		1	14	93%	15
Astoria Health and Rehab		15			15
HAVEN HOSPICE IN CHIEFLAND		9	6	40%	15
HOLLEY-NAVARRE MEDICAL CLINIC		5	10	67%	15
BROWARD MEDICAL AND URGENT CARE		15			15
Hackensack Umc Mountainside		14	1	7%	15
OPIS ISLAND LAKE CENTER		13	2	13%	15
LONG ISLAND JEWISH VALLEY STREAM		14	1	7%	15
MINUTECLINIC DIAGNOSTIC OF NORTH CAROLINA, PC		14	1	7%	15
SINAI HOSPITAL OF BALTIMORE		15			15
ORLANDO HEALTH		2	13	87%	15
BROOKLYN HOSPITAL CENTER DOWNTOWN CAMPUS		15			15
LIFE'S SPECIAL MOMENTS INC		15			15
DIATHERIX		13	2	13%	15
OAKMONTE VILLAGE OF DAVIE			15	100%	15
NIGHT OWL PEDIATRICS URGENT CARE			15	100%	15
MEDLAB ASSOCIATES LLC		15			15
HIRAM COLLEGE HEALTH CENTER (ABBOTT)		13	2	13%	15
MINUTECLINIC, LLC, DBA MINUTECLINIC #2		13	2	13%	15
WELLMED AT PORT ST LUCIE WEST		10	5	33%	15
CVS GA2147POCT KENNESAW		11	4	27%	15
MINUTECLINIC DIAGNOSTIC OF NEW JERSEY, LLC # 7069		15			15
WESTERN NEW YORK IMMEDIATE MEDICAL CAR		13	2	13%	15
The Evangelical Lutheran Good Samaritan Society		14			14
QUEENS UNIVERSITY OF CHARLOTTE		14			14
ACCESS HOME HEALTH OF FLORIDA LLC		14			14
POLK CHD BARTOW		13	1	7%	14
EFFINGER HEALTH, PA		14			14
NEW YORK PRESBYTERIAN - LOWER MANHATTAN		14			14

# COVID-19: testing by laboratory

Data through May 22, 2021 verified as of May 23, 2021 at 09:25 AM

Data in this report are provisional and subject to change.

The numbers in the table below represent the number of Florida and non-Florida residents for whom test results were received by the Department of Health. A person can be tested by more than one laboratory and can have both positive and negative results. **Therefore, the sum of the numbers in each column will be larger than the total number of people tested.**

Reporting lab	Inconclusive	Negative	Positive	Percent positive	Total
MERCY MEDICAL CENTER		7	7	50%	14
SOUTHEASTERN LABORATORY			14	100%	14
TALLAHASSEE PRIMARY CARE ASSOCIATES PA		12	2	14%	14
EAST GEORGIA REGIONAL MEDICAL CENTER		13	1	7%	14
CVS CA9113POCT CHULA VISTA		14			14
MEDHELP LAKESHORE PC		12	2	14%	14
FAMILY PRACTICE ON THE GO		6	8	57%	14
LUCID DIAGNOSTICS LABS			14	100%	14
PT&J REHAB - VILLAGE OF ROYAL PALM BEACH		12	2	14%	14
CVS MINUTE CLINIC DIAGNOSTIC OF TN #3293		13	1	7%	14
MINUTECLINIC DIAGNOSTIC OF TN, PC 6304		12	2	14%	14
HAVEN HOSPICE			14	100%	14
MINUTECLINIC DIAGNOSTIC OF TN, PC 4992		14			14
CITY OF WEST PALM BEACH EMPLOYEE & FAMILY HEALTH		14			14
MINUTE CLINIC DIAGNOSTIC OF NORTH CAROLINA		13	1	7%	14
MINUTECLINIC MINUTECLINIC #8505		12	2	14%	14
MEDEXPRESS URGENT CARE-LATROBE		13	1	7%	14
MY WELLNESS EXPRESS			14	100%	14
TLC FAMILY CARE HOME INC		14			14
SOUTHEASTERN UNIVERSITY INC		14			14
CVS TN5639POCT FARRAGUT		11	3	21%	14
MC DIAGNOSTIC OF CONNECTICUT, PC #1043		14			14
MINUTECLINIC DIAGNOSTIC OF VIRGINIA, LLC #255		14			14
DESOTO HEALTH AND REHAB LLC		9	5	36%	14
DYNAMIC DNA LAB		1	13	93%	14
NORTHEAST PEDIATRICS			14	100%	14
BOCA SIMON		2	12	86%	14
PHELPS HOSPITAL LABORATORY		12	2	14%	14
HEALTHFIRST ADVENT HEALTH CENTRA CARE COCOA BEACH			14	100%	14
BAPTIST HEALTH			14	100%	14
MC DIAGNOSTIC OF CONNECTICUT, PC #114		14			14
FG RAPID RESULTS LLC		8	6	43%	14
FAMILY MEDICINE OF WESTON LLC		6	8	57%	14
STEWART MELBOURNE HOSPITAL, INC	1		13	93%	14
HORIZON MEDICAL GROUP		12	2	14%	14
ADVICE FOR OPTIMAL WELLNESS		11	3	21%	14
ST CLOUD MEDICAL GROUP		12	2	14%	14
CVS TN5601POCT LENOIR CITY		12	2	14%	14
METHODIST MEDICAL CENTER		11	3	21%	14
CENTRAL JERSEY URGENT CARE		13	1	7%	14
DYNAMIC HEALTH CENTERS INC		9	5	36%	14
MELBOURNE FAMILY PRACTICE		12	2	14%	14
DOCTORS EXPRESS OF ST PETERSBURG		4	10	71%	14
MINUTECLINIC DIANOSTIC OF VIRGINIA, LL		13	1	7%	14
CVS HEALTH MINUTE CLINIC		1	13	93%	14
ADVENTHEALTH MEDICAL GROUP INTERNAL MEDICINE		11	3	21%	14
MINUTECLINIC, LLC, DBA MINUTECLINIC #6106		12	2	14%	14

# COVID-19: testing by laboratory

Data through May 22, 2021 verified as of May 23, 2021 at 09:25 AM

Data in this report are provisional and subject to change.

The numbers in the table below represent the number of Florida and non-Florida residents for whom test results were received by the Department of Health. A person can be tested by more than one laboratory and can have both positive and negative results. **Therefore, the sum of the numbers in each column will be larger than the total number of people tested.**

Reporting lab	Inconclusive	Negative	Positive	Percent positive	Total
TAPESTRY TALLAHASSEE WALDEN		14			14
HAPPY KIDZ PEDIATRICS PL		13	1	7%	14
Solaris Healthcare Pensacola			14	100%	14
MINUTECLINIC 7196		13	1	7%	14
MINUTECLINIC DIAGNOSTIC OF SC, LLC #4		13	1	7%	14
DIAMOND SPEEDWAY DIALYSIS		1	13	93%	14
WELLMED AT SOUTH PARSONS		11	3	21%	14
ALASKA PUBLIC HEALTH LAB		1	13	93%	14
MINUTECLINIC, LLC, MINUTECLINIC #7637		12	2	14%	14
CARE ATC			14	100%	14
MHHS All Lab Subsection		14			14
MINUTE CLINIC DIAGNOSTIC OF VIRGINIA, LLC #1905		14			14
RDX BIOSCIENCE INC		11	3	21%	14
EPIPHANY HEALTH		8	6	43%	14
MINUTECLINIC DIAGNOSTIC OF MAINE, LLC		12	2	14%	14
MINUTE-CLINIC DIAGNOSTIC OF VIRGINIA, LLC		14			14
ARNOT OGDEN MEDICAL CENTER LABORATORY		14			14
SUMMIT ATLANTIC SURGERY CENTER		14			14
CVS TX8387POCT AUSTIN		14			14
MED TECH SERVICES OF PALM BEACH INC		14			14
RIVERSIDE COTTAGES AT THE SHORES, LLC			14	100%	14
CAN COMMUNITY HEALTH, INC		12	2	14%	14
SIGMUND LABS LLC		14			14
CURATIVE		1	12	92%	13
CVS OH3301POCT WOODMERE		13			13
NATIONAL GENETICS INST LABCORP		4	9	69%	13
VALDOSTA FAMILY MEDICINE		1	12	92%	13
CVS SC2736POCT MURRELLS INLET		10	3	23%	13
AVENTURA HOSPITAL AND MEDICAL CENTER			13	100%	13
HEART OF FLORIDA HEALTH CENTER INC		5	8	62%	13
SOMA MEDICAL CENTER PA #4			13	100%	13
CVS NC7213POCT MATTHEWS		10	3	23%	13
QHG OF ENTERPRISE INC (DBA MEDICAL CTR		13			13
Signature Healthcare of Savannah		13			13
BARRANCO CLINIC,THE	3	9	1	8%	13
MAINSTREET FAMILY SELECT		1	12	92%	13
MINUTE CLINIC, LLC #1434		12	1	8%	13
PHASE2 LABS	2	9	2	15%	13
CORAL LANDING ASSISTED LIVING		11	2	15%	13
PARKWEST MEDICAL CENTER		11	2	15%	13
BETH ISRAEL MEDICAL CENTER LABS		12	1	8%	13
OPTUM PRIMARY CARE		2	11	85%	13
CVS MINUTE CLINIC DIAGNOSTIC MED GRP OF SAN		11	2	15%	13
WORLD WRESTLING ENTERTAINMENT			13	100%	13
DEVEREUX FLORIDA CHILDRENS CENTER			13	100%	13
CONSULATE HEALTH CARE OF PENSACOLA			13	100%	13
WALGREEN #6538		13			13



# COVID-19: testing by laboratory

Data through May 22, 2021 verified as of May 23, 2021 at 09:25 AM

Data in this report are provisional and subject to change.

The numbers in the table below represent the number of Florida and non-Florida residents for whom test results were received by the Department of Health. A person can be tested by more than one laboratory and can have both positive and negative results. **Therefore, the sum of the numbers in each column will be larger than the total number of people tested.**

Reporting lab	Inconclusive	Negative	Positive	Percent positive	Total
ESCAMBIA COMMUNITY CLINIC		2	11	85%	13
MEDEXPRESS URGENT CARE MONACA		13			13
URGENT MEDICAL CENTER INC		5	8	62%	13
BROOKDALE DELAND			13	100%	13
NAPLES GREEN VILLAGE		12	1	8%	13
THE PLAZA AT PARKSQUARE		13			13
LAKELAND REGIONAL HEALTH GRASSLANDS		12	1	8%	13
MOODY MANOR		13			13
WALGREENS # 03608		9	4	31%	13
EAR NOSE AND THROAT ASSOCIATES OF MANATEE, P.A.		10	3	23%	13
EMORY JOHNS CREEK HOSPITAL		13			13
CLINICAL LABORATORY SERVICES			13	100%	13
CROSS CARE CENTER			13	100%	13
MEYER PEDIATRICS CHTD		11	2	15%	13
CAPE CORAL URGENT CARE		9	4	31%	13
MEDEXPRESS URGENT CARE - SALEM		9	4	31%	13
SAMARITAN MEDICAL CENTER		13			13
GLENBROOKE AT PALM BAY			13	100%	13
COLLIER HMA PHYSICIAN MANAGEMENT, LLC		2	11	85%	13
RED MOUNTAIN DIAGNOSTICS		13			13
GULF COAST MEDICAL GROUP		5	8	62%	13
CVS GA3766POCT DACULA		11	2	15%	13
CVS NY549POCT RIDGEWOOD		10	3	23%	13
PUTNAM COUNTY HEALTH DEPARTMENT		13			13
CVS PA1671POCT LANCASTER		13			13
COMPASS URGENT CARE		8	5	38%	13
THOMAS JEFFERSON UNIVERSITY HOSPITAL		4	9	69%	13
CARENOW URGENT CARE-HERMITAGE		9	4	31%	13
CLEVELAND TENNESSEE HOSPITAL COMPANY		11	2	15%	13
LANE PEDIATRICS PA		1	12	92%	13
CVS TX8351POCT BEAUMONT		11	2	15%	13
Sunnyside Care Center		13			13
ST CLOUD COMPOUNDING PHARMACY & WELLNESS CENTER		12	1	8%	13
MODMD LABORATORY		13			13
SHELBY COUNTY HEALTH CARE CORPORATION		10	3	23%	13
ROCKLEDGE		3	10	77%	13
HARBOR CHASE OF JACKSONVILLE			13	100%	13
VILLA OF KINGS AND QUEENS OF DELRAY		13			13
MEDEXPRESS URGENT CARE - CHRISTIANBURG		9	4	31%	13
CVS MA6505POCT NEWTON		13			13
MINUTE CLINIC LLC #0169		11	2	15%	13
AFC URGENT CARE - CEDAR GROVE		11	2	15%	13
SANDGATE GARDENS REHAB & NURSING CENTER		3	10	77%	13
MINUTECLINIC DIAGNOSTIC OF MINNESOTA		12	1	8%	13
MINUTECLINIC DIAGNOSTIC OF ILLINOIS		11	2	15%	13
ORMOND MEDICAL ARTS		3	10	77%	13
WANTAGH URGENT CARE		10	3	23%	13

# COVID-19: testing by laboratory

Data through May 22, 2021 verified as of May 23, 2021 at 09:25 AM

Data in this report are provisional and subject to change.

The numbers in the table below represent the number of Florida and non-Florida residents for whom test results were received by the Department of Health. A person can be tested by more than one laboratory and can have both positive and negative results. **Therefore, the sum of the numbers in each column will be larger than the total number of people tested.**

Reporting lab	Inconclusive	Negative	Positive	Percent positive	Total
ALBION COLLEGE (ABBOTT)		13			13
FLORIDA STATE HOSPITAL			13	100%	13
SOUTHEAST FAMILY HEALTHCARE CENTER			13	100%	13
CVS NC2313POCT RALEIGH		11	2	15%	13
LAKELAND VOLUNTEERS IN MEDICINE INC		10	3	23%	13
AVALON MEDICAL WALK IN CLINIC			13	100%	13
ORCHID COVE		3	10	77%	13
IN-OFFICE LAB		12	1	8%	13
MINUTECLINIC, LLC #244		12	1	8%	13
MINUTECLINIC DIAGNOSTIC OF TN PC #386		12	1	8%	13
MED + URGENT MEDICAL CARE SERVICES		12	1	8%	13
MINUTE CLINIC, LLC #4650		11	2	15%	13
MINUTE CLINIC DIAGNOSTIC OF SC, LLC #42		12	1	8%	13
VA Primary Care Clinic at Meharry		12	1	8%	13
MISSOURI DEPARTMENT OF HEALTH AND SENIOR SERVICES			13	100%	13
CVS MINUTE CLINIC DIAGNOSTIC PA #3060		11	2	15%	13
EAST SIDE CLINICAL LABORATORY		11	2	15%	13
Lady Lake Specialty Care			12	100%	12
SUMTER COUNTY HEALTH DEPARTMENT		7	5	42%	12
COLISEUM MED CTR LLC/COLISEUM MED CTRS		9	3	25%	12
MEDEXPRESS URGENT CARE CHARLESTON		8	4	33%	12
LONGWOOD PEDIATRICS LLC			12	100%	12
CULVER-STOCKTON COLLEGE		10	2	17%	12
MINUTECLINIC #8760		12			12
ACCENTCARE		12			12
IREPERTOIRE_MOL_LAB		12			12
MINUTECLINIC DIAGNOSTIC OF PA, LLC (1036)		10	2	17%	12
MAINE DEPARTMENT OF HEALTH AND HUMAN SERVICES			12	100%	12
SUWANNEE COUNTY JAIL		11	1	8%	12
THE POTTER'S HOUSE AT CANNON POINT		12			12
NYU WINTHROP LABORATORY		12			12
ORLANDO FAMILY MEDICAL INC		12			12
BROWARD DIALYSIS			12	100%	12
IMMUNOGENOMICS LLC		8	4	33%	12
FAMILY PRACTICE OF DAVIE INC			12	100%	12
FAMILY HEALTH CENTER AT PORT ST JOHN		4	8	67%	12
CARROLL GARDENS URGENT CARE		12			12
CVS MA594POCT FALMOUTH		11	1	8%	12
MONROE COUNTY HOSPITAL		9	3	25%	12
DOCTORS HOSPITAL LAB MEDICAL OFFICE BUILDING			12	100%	12
ACADIAN DIAGNOSTIC LABORATORIES		8	4	33%	12
Westchester General Hospital			12	100%	12
FAMILY MEDICINE AT LONGWOOD			12	100%	12
MINUTE CLINIC LLC # 2033		10	2	17%	12
VERITAS RESEARCH CORP			12	100%	12
CVS NC3319POCT CHARLOTTE		9	3	25%	12
ACCESS MEDICAL LABORATORIES INC		8	4	33%	12

# COVID-19: testing by laboratory

Data through May 22, 2021 verified as of May 23, 2021 at 09:25 AM

Data in this report are provisional and subject to change.

The numbers in the table below represent the number of Florida and non-Florida residents for whom test results were received by the Department of Health. A person can be tested by more than one laboratory and can have both positive and negative results. **Therefore, the sum of the numbers in each column will be larger than the total number of people tested.**

Reporting lab	Inconclusive	Negative	Positive	Percent positive	Total
ST. PETERSBURG PEDIATRICS			12	100%	12
JOHN W NORRIS III MD PA	1		11	92%	12
DEPARTMENT OF PUBLIC HEALTH		12			12
METALABDX		12			12
BENSONHURST URGENT CARE		11	1	8%	12
STUYVESANT URGENT CARE		12			12
BRITO MEDICAL CENTER		10	2	17%	12
IMMACULATE HOUSE AT COUNTRYSIDE		12			12
ALL CHILDREN'S HOSPITAL DEPT OF GENERAL PEDIATRICS			12	100%	12
FAMILY MEDICINE AT HUNTERS CREEK		12			12
MERIDIAN AT WATERWAYS, THE		10	2	17%	12
MINUTECLINIC DIAGNOSTIC OF RHODE ISLAN		12			12
ADVENTHEALTH MEDICAL GROUP CARE CLINIC AT		8	4	33%	12
ST PETER'S UNIVERSITY HOSPITAL		9	3	25%	12
COLLIER COUNTY HEALTH DEPT.		7	5	42%	12
HNL LAB MEDICINE		9	3	25%	12
ILLINOIS DEPARTMENT OF PUBLIC HEALTH		2	10	83%	12
PANCARE HEALTH - WEWA ELEMENTARY			12	100%	12
CFS WELLNESS AND MED SPA LLC			12	100%	12
CHELSEA NYC LAB		12			12
VITALANT		1	11	92%	12
GEORGE W FERGUSON MD-CONCIERGE MEDICAL SERVICES PL		11	1	8%	12
CVS SC7556POCT WEST COLUMBIA		11	1	8%	12
GUIDANCE / CARE CENTER, INC		12			12
MINUTECLINIC DIAGNOSTIC OF TN PC #240		10	2	17%	12
LAB UNKNOWN		1	11	92%	12
SAMARITAN HOSPITAL LABORATORY		11	1	8%	12
WOODLAND TOWERS		6	6	50%	12
DES PLAINES CLINICAL LAB		3	9	75%	12
FHCP-PORT ORANGE		3	9	75%	12
OHIO STATE UNIVERSITY MEDICAL CENTER			12	100%	12
BAYONET POINT HOSPITAL			12	100%	12
LEON CHD		12			12
APPLE DIAGNOSTICS LAB		5	7	58%	12
JOHNS HOPKINS ALL CHILDRENS			12	100%	12
MEDEXPRESS URGENT CARE - MONROE		12			12
CARLOS PORTU MD, PLLC			12	100%	12
MINUTECLINIC DIAGNOSTIC OF NEW JERSEY,		11	1	8%	12
URGENT TEAM MANAGEMENT OF TENNESSEE		10	2	17%	12
MI2297090CV HOLLAND-23D2189684		12			12
BROOKDALE CITRUS			12	100%	12
LIFE CARE OF PORT SAINT LUCIE		3	9	75%	12
GLEN OAKS HEALTH AND REHABILITATION CENTER			12	100%	12
TMH PHYSICIAN PARTNERS - MONTICELLO		10	2	17%	12
FLORIDA DEPT OF HEALTH		4	8	67%	12
Maury Regional Hospital		6	6	50%	12
Highland Pines Health and Rehab		11	1	8%	12

# COVID-19: testing by laboratory

Data through May 22, 2021 verified as of May 23, 2021 at 09:25 AM

Data in this report are provisional and subject to change.

The numbers in the table below represent the number of Florida and non-Florida residents for whom test results were received by the Department of Health. A person can be tested by more than one laboratory and can have both positive and negative results. **Therefore, the sum of the numbers in each column will be larger than the total number of people tested.**

Reporting lab	Inconclusive	Negative	Positive	Percent positive	Total
AMERICAN HOUSE FORT MYERS		12			12
MINUTECLINIC, LLC, DBA MINUTECLINIC #4		11	1	8%	12
MERCY HEALTH—MUSKEGON		7	5	42%	12
PALM BEACH PATHOLOGY		9	3	25%	12
PASSPORT HEALTH			12	100%	12
VIBRANT AMERICA		10	2	17%	12
WINKLER COURT☐		10	2	17%	12
CARE FAST MURABELLA		7	5	42%	12
MINUTECLINIC DIAGNOSTIC OF TN PC #5671		8	4	33%	12
MEDEXPRESS URGENT CARE - MAPLE DRIVE		11	1	8%	12
GULF COAST REGIONAL BLOOD CENTER			12	100%	12
VILLA HEALTH NH LLC		10	2	17%	12
Rosewood Healthcare and Rehabilitation Center		5	7	58%	12
SENIOR HOME CARE INC		12			12
MEDEXPRESS URGENT CARE - BEECH GROVE		11	1	8%	12
MEDPRO URGENT CARE CENTER INC		12			12
HEWLETT URGENT CARE, PLLC		12			12
CVS MINUTE CLINIC DIAGNOSTIC OF TEXAS,LLC		10	2	17%	12
MINUTE-CLINIC DIAGNOSTIC OF VIRGINIA,		11	1	8%	12
GENESIS		8	4	33%	12
MEDEXPRESS URGENT CARE - FORT WORTH S		10	2	17%	12
FLORIDA DEPARTMENT OF HEALTH WASHINGTON COUNTY		7	5	42%	12
UNIVERSITY CENTRA CARE		10	1	9%	11
CVS TX7827POCT ROUND ROCK		11			11
WALK-IN MEDICAL CARE			11	100%	11
CROSSROADS URGENT CARE, PLLC		11			11
TRIDENT BIOMETRICS		10	1	9%	11
ADVENTHEALTH ORLANDO INTERNATIONAL AIRPORT		1	10	91%	11
PINELLAS COUNTY HEALTH DEPARTMENT		2	9	82%	11
VIRTUA WEST JERSEY HOSPITAL VOORHEES		9	2	18%	11
CELEBRATION PEDIATRICS PA			11	100%	11
CVS TX7151POCT HUMBLE		9	2	18%	11
ORLANDO HEALTH PHYSICIAN ASSOCIATES		4	7	64%	11
MINUTECLINIC LLC #5010		9	2	18%	11
CREATIVE TESTING SOLUTIONS		4	7	64%	11
MONROE COUNTY FIRE RESCUE		10	1	9%	11
PHYSICIANS REGIONAL MEDICAL CTR - COLLIER BLVD			11	100%	11
CVS SC7334POCT LEXINGTON		10	1	9%	11
CAREATC NEXTERA HEALTH CENTER / GO			11	100%	11
CARINGTON MANOR		11			11
MEDEXPRESS URGENT CARE PARKERSBURG		9	2	18%	11
MINUTE CLINIC DIAG OF IND LLC #8674		11			11
JBSA-SAM HOUSTON			11	100%	11
CVS CA9963POCT SAN DIEGO		11			11
45TH 1		11			11
MINUTE CLINIC LLC #4017		11			11
BAYSIDE URGENT CARE CENTER INC		1	10	91%	11

# COVID-19: testing by laboratory

Data through May 22, 2021 verified as of May 23, 2021 at 09:25 AM

Data in this report are provisional and subject to change.

The numbers in the table below represent the number of Florida and non-Florida residents for whom test results were received by the Department of Health. A person can be tested by more than one laboratory and can have both positive and negative results. **Therefore, the sum of the numbers in each column will be larger than the total number of people tested.**

Reporting lab	Inconclusive	Negative	Positive	Percent positive	Total
NORTH OKALOOSA PHYSICIAN GROUP		10	1	9%	11
WELLSTAR ATLANTA MEDICAL CENTER LABORA		10	1	9%	11
WALK IN MEDICAL URGENT CARE PC		11			11
WINTER PARK CARE AND REHABILITATION			11	100%	11
NHC HealthCare Anniston		11			11
CVS NC7051POCT WAKE FOREST		11			11
MOUNT DORA PEDIATRICS		9	2	18%	11
WALGREENS #04217		10	1	9%	11
MINUTECLINIC, LLC #1470		10	1	9%	11
CVS MA1022POCT CAMBRIDGE		11			11
PRIME MEDICAL CARE, LLC		11			11
LONG ISLAND JEWISH FOREST HILLS HOSPITAL		11			11
ILLINOIS DEPT OF PUBLIC HEALTH LAB - SPRINGFIELD			11	100%	11
UNIVERSITY MEDICAL CENTER		8	3	27%	11
ALCOVE ASSISTED LIVING FACILITY		11			11
FRESENIUS KIDNEY CARE DUNEDIN			11	100%	11
AZALEA HEALTH		2	9	82%	11
MICHIGAN DEPARTMENT OF COMMUNITY HEALTH		1	10	91%	11
UF HEALTH		1	10	91%	11
ST VINCENT'S ST CLAIR		8	3	27%	11
AIM LABORATORIES			11	100%	11
WHEELER LABORATORY		10	1	9%	11
METHODIST HOSPITAL			11	100%	11
CVS NC5591POCT STATESVILLE		9	2	18%	11
CLAYMED OF NORTH FLORIDA			11	100%	11
SEMORAN FAMILY HEALTH LLC		10	1	9%	11
BERRYHILL MANOR		11			11
MINUTECLINIC DIAG OF IND, LLC #2387		9	2	18%	11
URGENT CARE CENTER AT PINNACLE		4	7	64%	11
CREATIVE PHARMACY SOLUTIONS EAST		11			11
CVS MD2956POCT NEW MARKET		10	1	9%	11
NORTH PINELLAS CHILDRENS MEDICAL CENTER INC			11	100%	11
STPET		9	2	18%	11
CARENOW URGENT CARE - EAST NASHVILLE		9	2	18%	11
MEDEXPRESS URGENT CARE - WILLIAMSPORT		10	1	9%	11
ELLIS HOSPITAL LABORATORY		10	1	9%	11
CVS SC4286POCT EASLEY		5	6	55%	11
FHPG_EXP CARE W HILLSBOROUGH		1	10	91%	11
CVS PA233POCT NEWTOWN SQUARE		11			11
ONEIDA HEALTHCARE CENTER		9	2	18%	11
THE MARY IMOGENE BASSETT HOSPITAL		11			11
ASSOCIATES MD CYPRESS CREEK			11	100%	11
NASCAR EVENT MANAGEMENT, LLC		11			11
APPALACHIAN REGIONAL HEALTHCARE SYSTEM		10	1	9%	11
SEMINOLE COUNTY CORRECTIONAL FACILITY		1	10	91%	11
RIVERVIEW REGIONAL MEDICAL CENTER		9	2	18%	11
ATHENS VETERINARY DIAGNOSTIC LABORATOR		11			11



# COVID-19: testing by laboratory

Data through May 22, 2021 verified as of May 23, 2021 at 09:25 AM

Data in this report are provisional and subject to change.

The numbers in the table below represent the number of Florida and non-Florida residents for whom test results were received by the Department of Health. A person can be tested by more than one laboratory and can have both positive and negative results. **Therefore, the sum of the numbers in each column will be larger than the total number of people tested.**

Reporting lab	Inconclusive	Negative	Positive	Percent positive	Total
HEALTH NETWORK LABORATORIES		7	4	36%	11
CVS M08590POCT KANSAS CITY		7	4	36%	11
MEDICAL CENTER AFFILIATES WEST PALM			11	100%	11
INVESCLINIC US, LLC		11			11
MINUTECLINIC DIAGNOSTIC OF SC, LLC #7		9	2	18%	11
NEW HAMPSHIRE DEPARTMENT OF HEALTH AND HUMAN SERVICES		3	8	73%	11
CVS CT1123POCT SOUTHBURY		11			11
ST JOSEPHS HOSPITAL PATHOLOGY LAB		8	3	27%	11
VITAS HEALTH INC		5	6	55%	11
UMHC/SYLVESTER AT KENDALL		1	10	91%	11
URGENT TEAM - HUNTSVILLE		9	2	18%	11
MEDICAL ASSOCIATES OF ENGLEWOOD PC		10	1	9%	11
WATSON HEALTHCARE		8	3	27%	11
PHOEBE PUTNEY MEMORIAL HOSPITAL		11			11
URGENT CARE OF LONGWOOD		1	10	91%	11
CVS GA2236POCT WOODSTOCK		11			11
ASSOCIATES IN MEDICINE		7	4	36%	11
KIDSVILLE PEDIATRICS			11	100%	11
COMMUNITY MEDICAL AND DENTAL CARE INC		11			11
TROPICANA		5	6	55%	11
St. Annes Nursing Center, St. Annes Residence, Inc.		11			11
BIOTECH CLINICAL LABORATORIES, INC.		1	10	91%	11
CUMBERLAND HEIGHTS		11			11
THE TERRACE OF SAINT CLOUD		9	2	18%	11
BOCA RATON REGIONAL HOSPITAL LAB			11	100%	11
NIGHT LITE PEDIATRICS CENTER		1	10	91%	11
CHARLOTTE COUNTY HEALTH DEPARTMENT	1	5	5	45%	11
NIGHT LITE PEDIATRICS CENTER, LLC		1	10	91%	11
LUXOR SCIENTIFIC LLC		1	10	91%	11
EXPRESS TEST			11	100%	11
USCG ABBOTT BINAXNOW		6	5	45%	11
WINDSOR OF GAINESVILLE		11			11
MEDEXPRESS URGENT CARE - WINCHESTER GATEWAY		9	2	18%	11
CARENOW URGENT CARE-GREEN HILLS		10	1	9%	11
CVS CA9165POCT SAN DIEGO		11			11
CVS CT2210POCT RIVERSIDE		11			11
WEST DADE PEDIATRICS			11	100%	11
CARENOW URGENT CARE-MT JULIET		8	3	27%	11
DMH STEINHATCHEE FAMILY MEDICINE		8	3	27%	11
GENOPTIX MEDICAL LABORATORY		10	1	9%	11
SEACOAST PATHOLOGY PROFESSIONAL ASSOC		10	1	9%	11
PRIMECARE ACQUISITION FAMILY PRACTICE INC		11			11
IPSUM DIAGNOSTICS LLC		11			11
REDMED CLINIC OF ARLINGTON		10	1	9%	11
TELEVISIT PALM BAY FAMILY PRACTICE		9	2	18%	11
BROWARD HEALTH CARE			10	100%	10
WALGREENS #07589		9	1	10%	10

# COVID-19: testing by laboratory

Data through May 22, 2021 verified as of May 23, 2021 at 09:25 AM

Data in this report are provisional and subject to change.

The numbers in the table below represent the number of Florida and non-Florida residents for whom test results were received by the Department of Health. A person can be tested by more than one laboratory and can have both positive and negative results. **Therefore, the sum of the numbers in each column will be larger than the total number of people tested.**

Reporting lab	Inconclusive	Negative	Positive	Percent positive	Total
ALABAMA DEPARTMENT OF PUBLIC HEALTH		1	9	90%	10
MINUTECLINIC DIAGNOSTIC OF OHIO #3407		9	1	10%	10
OKLAHOMA STATE DEPARTMENT OF HEALTH-PUBLIC HEALTH LABORATORY			10	100%	10
MOLECULAR PATHOLOGY LABORATORY			10	100%	10
PRIMARY CARE SPECIALISTS OF ORLANDO		9	1	10%	10
RPC@HODGES		2	8	80%	10
WALGREENS # 09788		9	1	10%	10
GILCHRIST COUNTY FIRE DEPARTMENT		4	6	60%	10
ARBORS OF GULF BREEZE, THE		8	2	20%	10
NORTON HEALTHCARE			10	100%	10
CVS CT1109POCT BETHEL		10			10
VILLAGES HEALTH, THE		4	6	60%	10
Chestnut Park Rehabilitation and Nursing Center		10			10
SOMA MEDICAL CENTER MD PA #7 PEDIATRICS			10	100%	10
PANCARE HEALTH - VERNON ELEMENTARY			10	100%	10
CHILDREN'S HEALTHCARE OF ATLANTA/EGLESTON		10			10
PLYMOUTH HARBOR INCORPORATED		9	1	10%	10
CVS MA507POCT LEOMINSTER		8	2	20%	10
WALGREENS #10972	1	9			10
MIAMI COMPREHENSIVE MEDICINE GROUP PA		4	6	60%	10
GO PATH LABORATORIES			10	100%	10
FLEMING ISLAND CENTER FOR CLINICAL RESEARCH		10			10
CVS PHARMACY NO 274		9	1	10%	10
MINUTECLINIC DIAGNOSTIC OF NORTH CAROLINA PC #7054		7	3	30%	10
ACCESS PHARMACY		10			10
KR AT COLLEGE HARBOR		10			10
CHEMISYS LABORATORIES		2	8	80%	10
JOHN T MATHER MEMORIAL HOSPITAL LABORATORY		9	1	10%	10
EXCEL URGENT CARE OF PARAMUS LLC		10			10
ENCOMPASS HEALTH REHABILITATION HOSPI		10			10
Centrastate Medical Center		9	1	10%	10
MOSOLF PEDIATRICS			10	100%	10
WILLIAMSBURGH CHAI CARE		9	1	10%	10
CVS TN4624POCT KNOXVILLE		9	1	10%	10
SONATA VERO BEACH		10			10
CHIEFLAND MEDICAL CENTER LLC			10	100%	10
SUPERIOR RESIDENCES OF CLERMONT		2	8	80%	10
BETTER AT HOME		10			10
BROOKDALE PANAMA CITY		9	1	10%	10
Consulate Health Care at West Altamonte			10	100%	10
CVS NJ715POCT WAYNE		10			10
MINUTECLINIC DIAGNOSTIC OF NORTH CAROLINA PC #5341		7	3	30%	10
CVS NJ617POCT CEDAR GROVE		9	1	10%	10
LEHIGH REGIONAL MEDICAL CENTER LABORATORY		4	6	60%	10
MINUTECLINIC DIAG OF IND LLC #8651		9	1	10%	10
WELLSTAR WEST GEORGIA MEDICAL CENTER		9	1	10%	10
LAWRENCE TECHNOLOGICAL UNIVERSITY		10			10

# COVID-19: testing by laboratory

Data through May 22, 2021 verified as of May 23, 2021 at 09:25 AM

Data in this report are provisional and subject to change.

The numbers in the table below represent the number of Florida and non-Florida residents for whom test results were received by the Department of Health. A person can be tested by more than one laboratory and can have both positive and negative results. **Therefore, the sum of the numbers in each column will be larger than the total number of people tested.**

Reporting lab	Inconclusive	Negative	Positive	Percent positive	Total
BEAUMONT LABORATORY			10	100%	10
NATURE COAST REGIONAL MEDICAL CENTER		1	9	90%	10
MINUTECLINIC DIAGNOSTIC OF OHIO #4401		10			10
Avalon Healthcare and Rehabilitation Center			10	100%	10
BROOKDALE WEST MELBOURNE			10	100%	10
MEDICAL LABORATORY DIAGNOSTICS			10	100%	10
VASCONCELLO COHEN MD PA		9	1	10%	10
WALGREENS #03287		10			10
ROSEMONT GARDENS INC		9	1	10%	10
DOH-TAMPA BRANCH LABORATORY (MLK BLVD)		4	6	60%	10
MEDEXPRESS URGENT CARE - FAYETTEVILLE		8	2	20%	10
WALGREENS - STORE #9479		8	2	20%	10
ARCHBOLD MEMORIAL HOSPITAL/LAB		3	7	70%	10
ALABAMA MEDICAL GROUP		10			10
CVS IL8747POCT CHICAGO		9	1	10%	10
PEACE OF MIND REHAB CENTER		10			10
VETERNANS ADMINISTRATION			10	100%	10
SOUTHEASTERN PEDIATRIC ASSOCIATES			10	100%	10
VETERANS AFFAIRS MEDICAL CENTER - OUTPATIENT			10	100%	10
CITY OF TALLAHASSEE		10			10
MEDEXPRESS URGENT CARE - WASHINGTON		8	2	20%	10
ST JOSEPH'S HOSPITAL NORTH LABORATORY			10	100%	10
MONTEFIORE MEDICAL CENTER LABORATORIES - NORTH		10			10
DAU ORTHODONTICS		9	1	10%	10
SARASOTA PERSONAL MEDICINE		7	3	30%	10
EMERGENCY MEDICAL CENTER		4	6	60%	10
SOUTH FLORIDA ENT ASSOCIATES, INC			10	100%	10
VENICE GREEN VILLAGE		3	7	70%	10
PRORENATA LABS		2	8	80%	10
JACKSON CLINIC PA,THE		6	4	40%	10
NEW JERSEY DEPARTMENT OF HEALTH COMMUNICABLE DISEASE SERVICE		3	7	70%	10
MINUTECLINIC, LLC #09202		8	2	20%	10
HIGH TOWER ALF LLC		9	1	10%	10
PALM BEACH CDH - DELRAY BEACH			10	100%	10
MINUTE CLINIC INCORPORTE		10			10
COLLIER BLVD HMA PHYSICIAN MANAGEMENT,, LLC			10	100%	10
ISLAND COAST PEDIATRICS IN-HOUSE LAB		10			10
CARESOUTH HHA HOLDINGS OF THE BAY AREA LLC□		10			10
DEPARTMENT OF HEALTH AND HUMAN SERVICES LANSING			10	100%	10
MEDEXPRESS URGENT CARE-KATY		7	3	30%	10
MEDEXPRESS URGENT CARE-PETERS TWP		9	1	10%	10
PBC PREMIER FAMILY HEALTH			10	100%	10
MINUTECLINIC DIAGNOSTIC OF VIRGINIA, LLC #1656		10			10
BREVARD FAMILY WALK IN CLINIC			10	100%	10
CVS PHARMACY #8800		8	2	20%	10
CORONA PATHOLOGY		10			10
LAKE BALDWIN CBOC		9	1	10%	10

# COVID-19: testing by laboratory

Data through May 22, 2021 verified as of May 23, 2021 at 09:25 AM

Data in this report are provisional and subject to change.

The numbers in the table below represent the number of Florida and non-Florida residents for whom test results were received by the Department of Health. A person can be tested by more than one laboratory and can have both positive and negative results. **Therefore, the sum of the numbers in each column will be larger than the total number of people tested.**

Reporting lab	Inconclusive	Negative	Positive	Percent positive	Total
KEY TRAINING CENTER			10	100%	10
NEUROSCIENCE AND SPINE ASSOCIATES, PL		8	2	20%	10
CVS DC1340POCT WASHINGTON		10			10
TENNESSEE DEPARTMENT OF HEALTH (TDH) - CENTRAL LABORATORY		2	8	80%	10
Charles George VAMC		10			10
PALMS WEST HOSPITAL			10	100%	10
ELEMENT PRIMARY CARE LLC		9	1	10%	10
MEDEX REGIONAL LABORATORIES LLC		1	9	90%	10
ANY LAB TEST NOW INC			10	100%	10
NORTHSHORE UNIVERSITY HEALTHSYSTEM EVANSTON HOSPITAL LAB			10	100%	10
GLADES COUNTY DETENTION CENTER		1	9	90%	10
DOMINICAN COLLEGE STUDENT HEALTH CENTE		8	2	20%	10
CBC LAB		3	7	70%	10
KEY WEST URGENT CARE, INC		3	7	70%	10
ORLANDO MEDICAL CENTER PL		1	9	90%	10
NOT INDICATED		1	9	90%	10
NORTHEAST ALABAMA REGIONAL MEDICAL CENTER		7	3	30%	10
ALBANY MEDICAL CENTER		9	1	10%	10
VILLAGE PLACE HEALTH AND REHAB		9	1	10%	10
DEPT OF VA MEDICAL CENTER - RICHMOND		9	1	10%	10
MINUTECLINIC #2860		7	3	30%	10
FLORIDA CLINICAL LAB		1	9	90%	10
CVS MA1852POCT MEDWAY		10			10
NORTHSIDE HOSPITAL ATLANTA		4	6	60%	10
CVS IL8751POCT CHICAGO		10			10
IU HEALTH PATHOLOGY		1	9	90%	10
SAVANNAH MANOR ASSISTED LIVING COMMUNITY			10	100%	10
BELLE GLADES HEALTH CLINIC			10	100%	10
MAINSTREET FAMILY CARE			10	100%	10
HCR MANORCARE		10			10
COMMUNITY HEALTH CENTER		2	8	80%	10
New York Harbor Harbor HCS - Brooklyn Campus		9	1	10%	10
CHRISTUS ST VINCENT LABORATORY - ZIA		10			10
MEDEXPRESS URGENT CARE, JOHNSTOWN		9	1	10%	10
HEALTHY MINORS PEDIATRIC URGENT CARE		7	2	22%	9
CVS MA299POCT WORCESTER		9			9
SYNEXUS CLINICAL RESEARCH US INC		2	7	78%	9
MINUTECLINIC DIAGNOSTIC OF KANSAS PA		9			9
TRINITY PEDIATRICS			9	100%	9
PONTE VEDRA PLASTIC SURGERY		9			9
WATERFORD AT CREEKSID, THE			9	100%	9
CVS NC6402POCT DAVIDSON		6	3	33%	9
TERRACINA LLC		3	6	67%	9
THE READING HOSPITAL & MEDICAL CENTER			9	100%	9
HOME CARE PHARMACY OF PALM COAST INC		9			9
MINUTECLINIC # 21110		7	2	22%	9
ALLIANCE HEALTH AND REHABILITATION CENTER		9			9

# COVID-19: testing by laboratory

Data through May 22, 2021 verified as of May 23, 2021 at 09:25 AM

Data in this report are provisional and subject to change.

The numbers in the table below represent the number of Florida and non-Florida residents for whom test results were received by the Department of Health. A person can be tested by more than one laboratory and can have both positive and negative results. **Therefore, the sum of the numbers in each column will be larger than the total number of people tested.**

Reporting lab	Inconclusive	Negative	Positive	Percent positive	Total
STATEN ISLAND CHAI CARE		8	1	11%	9
CALIFORNIA DEPARTMENT OF PUBLIC HEALTH		3	6	67%	9
MINUTE CLINIC #8979		8	1	11%	9
CVS PA10034POCT PITTSBURGH		9			9
WYCLIFFE BIBLE TRANSLATORS		9			9
MOBILE RESPONSE DIAGNOSTICS LLC		8	1	11%	9
PALM BAY URGENT CARE PL		1	8	89%	9
CHAPTERS HEALTH HOSPICE		9			9
FHPG_EXP CARE PALM HARBOR			9	100%	9
MEDICAL CENTER, THE		8	1	11%	9
CVS PA1074POCT KENNETT SQUARE		8	1	11%	9
MEDERI CARETENDERS VS OF SE FL LLC DBA		8	1	11%	9
MEDEXPRESS URGENT CARE - STAUNTON		5	4	44%	9
BEAUMONT EMERGENCY CENTER			9	100%	9
CVS GA7064POCT STOCKBRIDGE		9			9
MANATEE COUNTY CENTRAL JAIL		9			9
CVS TN7289POCT SIGNAL MOUNTAIN		9			9
ETHOS LABORATORIES		7	2	22%	9
FLORIDA CENTER FOR DERMATOLOGY LABORATORY			9	100%	9
WESTCHESTER GENERAL HOSPITAL BLOOD GAS LAB			9	100%	9
ACCESS CARE MEDICAL GROUP LLC		2	7	78%	9
PENSACOLA CLUSTER			9	100%	9
OMNI			9	100%	9
SCHOOL OF PHARMACY AND PHARMACEUTICAL		9			9
UHEALTH UNIVERSITY OF MIAMI			9	100%	9
NITIN BAWA PROFESSIONAL ASSOCIATES			9	100%	9
URGENT TEAM - NASHVILLE		8	1	11%	9
CHILDREN'S HEALTH CENTER INC.		7	2	22%	9
CVS NJ862POCT MARLBORO		8	1	11%	9
UCARE			9	100%	9
TIFT REGIONAL HLTH SYSTEM, INC DBA SOU		9			9
Sunset Lake Health and Rehabilitation Center		8	1	11%	9
BIRMINGHAM VAMC		5	4	44%	9
MINUTECLINIC MINUTECLINIC #4977		5	4	44%	9
CVS OH2342POCT WEST CHESTER		7	2	22%	9
ROSECASTLE			9	100%	9
MEDEXPRESS URGENT CARE - RICHMOND, NINE MILE RD		8	1	11%	9
SUNSHINE STATE DIALYSIS			9	100%	9
REMISE OCCUPATIONAL HEALTH SOLUTIONS INC			9	100%	9
CVS TX10016POCT PRINCETON		9			9
CVS MD1881POCT DUNKIRK		9			9
GLEN FALLS HOSPITAL DEPARTMENT OF PATHOLOGY		8	1	11%	9
FLORIDA MENTOR		7	2	22%	9
NASSAU UNIVERSITY MEDICAL CENTER DEPT		8	1	11%	9
ORLANDO HEALTH PHYSICIAN GROUP INC		6	3	33%	9
NORTHSIDE HOSPITAL		2	7	78%	9
INDIANA STATE DEPARTMENT OF HEALTH LABORATORIES			9	100%	9



# COVID-19: testing by laboratory

Data through May 22, 2021 verified as of May 23, 2021 at 09:25 AM

Data in this report are provisional and subject to change.

The numbers in the table below represent the number of Florida and non-Florida residents for whom test results were received by the Department of Health. A person can be tested by more than one laboratory and can have both positive and negative results. **Therefore, the sum of the numbers in each column will be larger than the total number of people tested.**

Reporting lab	Inconclusive	Negative	Positive	Percent positive	Total
NORTHWEST FLORIDA COMMUNITY HOSPITAL LABORATORY		8	1	11%	9
CORE OCCUPATIONAL RESOURCES, LLC		5	4	44%	9
COMPASS PROVIDENCE URGENT CARE LLLP			9	100%	9
CVS OH3476POCT TIPP CITY		8	1	11%	9
CVS MINUTE CLINIC DIAG OF IND LLC #5206		8	1	11%	9
CITYMD		1	8	89%	9
Nashville Central Laboratory		9			9
ST VINCENT'S CHILTON		7	2	22%	9
MEDEXPRESS URGENT CARE - IRVING		9			9
RANDOLPH DIABETES AND WELLNESS		8	1	11%	9
ORLANDO FAMILY PHYSICIANS			9	100%	9
PBSO HEALTH AND WELLNESS CENTER		1	8	89%	9
DASCENA LABORATORY			9	100%	9
WINDSOR OF SAN PABLO, THE		6	3	33%	9
LAKE PEDIATRICS			9	100%	9
ENCOMPASS HOME HEALTH OF THE SOUTHEAST LLC		9			9
GCPM MANUAL MICROBIOLOGY		1	8	89%	9
INSPIRED LIVING AT PALM BAY		7	2	22%	9
CVS MO8556POCT KANSAS CITY		8	1	11%	9
WADSWORTH CENTER - DAVID AXELROD INSTITUTE		8	1	11%	9
FLORIDA SCHOOL FOR THE DEAF AND THE BLIND		1	8	89%	9
FLORIDA HOSPITAL WINTER PARK		7	2	22%	9
KINGSWAY MEDICAL CENTER INC		6	3	33%	9
ST. CLOUD PHARMACY AND WELLNESS CENTER		5	4	44%	9
CVS MINUTE CLINIC DIAGNOSTIC OF NEW JERSEY		9			9
OUR HOME AT BEACON HILL			9	100%	9
CVS TX1104POCT ALLEN		8	1	11%	9
MEDEXPRESS URGENT CARE - SWANSEA, N ILLINOIS ST		8	1	11%	9
NORTHSIDE MEDICAL CENTER		9			9
MINUTECLINIC OF NEVADA-2955 S FT APACH		9			9
CVS CA9721POCT ARCADIA		9			9
PRECISION GENETICS			9	100%	9
CLEARWATER PEDIATRIC CARE		1	8	89%	9
MINUTECLINIC DIAG OF IND, LLC #10190		8	1	11%	9
Baptist Village Retirement Communities		9			9
PATEL MEDICAL VENTURES		8	1	11%	9
CVS OH6123POCT CINCINNATI		6	3	33%	9
MEDEXPRESS URGENT CARE - STATE COLLEGE		7	2	22%	9
MINUTE CLINIC DIAGNOSTIC OF PENNSYLVANIA		9			9
MIDMICHIGAN MEDICAL CENTER			9	100%	9
SV DIAGNOSTIC LAB			9	100%	9
HARMONIOUS HOME HEALTH, LLC		9			9
WALGREENS #09304		7	2	22%	9
ADVENTHEALTH MEDICAL GROUP FAMILY AND INTERNAL		8	1	11%	9
MONROE URGENT CARE		8	1	11%	9
MEDICANA NURSING AND REHAB CENTER			9	100%	9
Woodstock Nursing and Rehabilitation Center		9			9

# COVID-19: testing by laboratory

Data through May 22, 2021 verified as of May 23, 2021 at 09:25 AM

Data in this report are provisional and subject to change.

The numbers in the table below represent the number of Florida and non-Florida residents for whom test results were received by the Department of Health. A person can be tested by more than one laboratory and can have both positive and negative results. **Therefore, the sum of the numbers in each column will be larger than the total number of people tested.**

Reporting lab	Inconclusive	Negative	Positive	Percent positive	Total
MINUTE CLINIC LLC #1448		8	1	11%	9
JUPITER CLINIC			9	100%	9
PEDIATRIC HEALTH CARE ALLIANCE			9	100%	9
BUENA VIDA ESTATES			9	100%	9
LEMOYNE COLLEGE WELLNESS CENTER FOR		9			9
MAGNOLIA MANOR			9	100%	9
CVS NC3803POCT MOORESVILLE		8	1	11%	9
SUPREME LABORATORY			9	100%	9
MEDEXPRESS ELKINS		9			9
CENTREX CLINICAL LABS INC		9			9
MEDEXPRESS URGENT CARE - BATTLE CREEK		6	3	33%	9
CAYUGA COUNTY HEALTH DEPARTMENT		8	1	11%	9
BAYFRONT HEALTH ST PETERSBURG		8	1	11%	9
BRENNITY AT VERO BEACH, THE			9	100%	9
WINTER PARK INTERNAL MEDICINE MD PA		7	2	22%	9
WALGREENS #09475		8	1	11%	9
MARINA ISLE ASSISTED LIVING		9			9
LOREY ALF		9			9
MINUTECLINIC, LLC #03268		8	1	11%	9
FLORIDA HEART AND VASCULAR MULTISPECIALTY GROUP		8	1	11%	9
MILLER COUNTY HOSPITAL		9			9
CVS OH3458POCT BEAVERCREEK		9			9
SKR MEDICAL ADVISORS		9			9
CVS MA394POCT SEEKONK		9			9
PUTNAM FAMILY CARE INC		3	6	67%	9
NORTHSIDE GWINNETT HOSPITAL		8	1	11%	9
CIAN DIAGNOSTICS			9	100%	9
CVS IN3975POCT JEFFERSONVILLE		6	3	33%	9
MINUTECLINIC #2797		9			9
HEALTH AND WELLNESS CENTER		1	8	89%	9
CVS RI1717POCT 1 CVS DR			9	100%	9
SUNCREST OMNI		9			9
DISCOVERY VILLAGE AT STUART		5	4	44%	9
LYNN UNIVERSITY INC		9			9
VAIL VALLEY MEDICAL CENTER			9	100%	9
SCOTTS PHARMACY		8	1	11%	9
CVS MINUTE CLINIC DIAGNOSTIC OF KANSAS, PA		9			9
CVS IN6551POCT MOORESVILLE		7	2	22%	9
DIXITKUMAR N MODI MD PA			9	100%	9
MOULTRIE CREEK NURSING AND REHAB			9	100%	9
AFC/DOCTORS EXPRESS NORTH BERGEN		7	2	22%	9
SIMPLE LABORATORIES LLC		9			9
KINDRED_AIMS		9			9
FLORIDA ADDICTION AND RECOVERY CENTER INC		9			9
NORTHEAST FLORIDA HEALTH SERVICES, INC DBA FAMILY HEALTH SOURCE			9	100%	9
CVS CT718POCT ANSONIA		9			9
PIEDMONT HENRY HOSPITAL, INC		9			9

# COVID-19: testing by laboratory

Data through May 22, 2021 verified as of May 23, 2021 at 09:25 AM

Data in this report are provisional and subject to change.

The numbers in the table below represent the number of Florida and non-Florida residents for whom test results were received by the Department of Health. A person can be tested by more than one laboratory and can have both positive and negative results. **Therefore, the sum of the numbers in each column will be larger than the total number of people tested.**

Reporting lab	Inconclusive	Negative	Positive	Percent positive	Total
MINUTECLINIC DIAGNOSTIC OF NEVADA #87		4	5	56%	9
CVS MA1845POCT WILMINGTON		8	1	11%	9
NEMOURS CHILDREN'S PRIMARY CARE VERO BEACH			9	100%	9
CVS PA4077POCT BELLE VERNON		9			9
MINUTECLINIC DIAGNOSTIC OF TN PC #242		6	3	33%	9
MINUTECLINIC DIAGNOSTIC MED GRP OF CA		8	1	11%	9
GULF COAST PEDIATRICS OF SARASOTA PA		2	7	78%	9
MEDEXPRESS URGENT CARE - HOT SPRINGS		9			9
MINUTE CLINIC DIAGNOSTIC OF VIRGINIA, LLC #7543		7	2	22%	9
CANDLER HOSPITAL PATHOLOGY LABORATORY		7	2	22%	9
WALGREENS #10264		9			9
CVS GA2841POCT LAWRENCEVILLE		9			9
MEDHELP NARROWS		9			9
Consulate Health Care of Brandon		7	2	22%	9
CVS SC4122POCT TAYLORS		8			8
MINUTECLINIC DIAG OF IND LLC #1138		7	1	13%	8
SOUTHERN CORRECTIONAL MEDICINE LLC		8			8
GEISINGER MEDICAL CENTER		2	6	75%	8
MINUTECLINIC, LLC #05038		8			8
CAREPOINT CLINIC		5	3	38%	8
SANITAS LAUDERDALE LAKES			8	100%	8
KIS URGENT CARE			8	100%	8
NOVADX		2	6	75%	8
Florida Clinical Laboratory		1	7	88%	8
MINUTECLINIC MINUTECLINIC #921		7	1	13%	8
DORAL URGENT CARE			8	100%	8
MEDEXPRESS URGENT CARE PORT HURON		7	1	13%	8
ADVENTHEALTH CAR CENTER APOPKA			8	100%	8
HERNANDO PASCO HOSPICE INC		7	1	13%	8
MCR HEALTH LAWTON CHILES ADMINISTRATION STE A		1	7	88%	8
ADVENTHEALTH MEDICAL GROUP INTERNAL MEDICINE AT		3	5	63%	8
CVS CT750POCT ENFIELD		8			8
FLORIDA DEPARTMENT OF HEALTH IN SARASOTA COUNTY		7	1	13%	8
MINUTE-CLINIC DIAGNOSTIC OF VIRGINIA, LLC #794		7	1	13%	8
Rutgers Health Rwj University Hospital - Laboratory		5	3	38%	8
MINUTECLINIC DIAGNOSTICS OF IND LLC		5	3	38%	8
The Grand at Rome Nursing and Rehabilitation		8			8
MEDEXPRESS URGENT CARE MORGANTOWN		8			8
COMPASSION PEDIATRICS		3	5	63%	8
CVS NV9841POCT RENO		4	4	50%	8
WIREGRASS MEDICAL CENTER			8	100%	8
ST CLOUD PHYSICIAN MANAGMENT LLC		7	1	13%	8
MINUTECLINIC, LLC #1452		8			8
ALLINA HEALTH - ABBOTT NORTHWESTERN HOSPITAL		5	3	38%	8
CVS MD4371POCT OCEAN CITY		8			8
GENE STREET LABORATORIES, LLC		6	2	25%	8
VERMONT DEPARTMENT OF HEALTH		1	7	88%	8

# COVID-19: testing by laboratory

Data through May 22, 2021 verified as of May 23, 2021 at 09:25 AM

Data in this report are provisional and subject to change.

The numbers in the table below represent the number of Florida and non-Florida residents for whom test results were received by the Department of Health. A person can be tested by more than one laboratory and can have both positive and negative results. **Therefore, the sum of the numbers in each column will be larger than the total number of people tested.**

Reporting lab	Inconclusive	Negative	Positive	Percent positive	Total
FLORIDA DIGESTIVE AND LIVER SPECIALISTS		7	1	13%	8
WEXFORD HEALTH SOURCES INC		8			8
CVS IN8669POCT INDIANAPOLIS		7	1	13%	8
CVS AZ9210POCT SCOTTSDALE		8			8
PARTNERS PHARMACY OF FLORIDA LLC		8			8
MINUTECLINIC DIAG OF IND, LLC #6910		8			8
NEW YORK PHYSICIANS LLP		8			8
CONSULATE HEALTH CARE		7	1	13%	8
MEDEXPRESS URGENT CARE - CULPEPER		8			8
PRIMBIO RESEARCH INSTITUTE LLC		8			8
LOVELACE MEDICAL CENTER		8			8
HOLY NAME MEDICAL CENTER	1	6	1	13%	8
SYLVESTER AT PLANTATION LABORATORY		7	1	13%	8
CLAY PRIMARY & FAMILY CARE LLC			8	100%	8
BENEVA LAKES HEALTHCARE & REHAB CENTER			8	100%	8
HARBORCHASE OF DR PHILLIPS		7	1	13%	8
PAUL GRECO MD CONCIERGE MEDICAL SERVICES PL		8			8
MEDEXPRESS URGENT CARE - GLENDALE		8			8
Edward Hines, Jr. VA Hospital		7	1	13%	8
PHYSICIANS FOR CHILDREN			8	100%	8
CVS TX7825POCT FRISCO		7	1	13%	8
LOUISIANA DEPT OF HEALTH			8	100%	8
ADVANCED RESEARCH FOR HEALTH IMPROVEMENT		6	2	25%	8
CVS OH2518POCT COLUMBUS		7	1	13%	8
ORMOND BEACH CENTRA CARE			8	100%	8
CVS KY4779POCT LOUISVILLE		6	2	25%	8
Enterprise Health and Rehabilitation Center		8			8
PROVIDENCE LABORATORY SERVICES		8			8
MINUTECLINIC, LLC #1796		7	1	13%	8
BIOTECH PHARMACEUTICAL GROUP LLC			8	100%	8
MARTHA A PRICE MD PA		3	5	63%	8
LAKE CONWAY URGENT CARE LLC		2	6	75%	8
DEPARTMENT OF HEALTH- CITRUS COUNTY		1	7	88%	8
MEDEXPRESS - WILMINGTON CONCORD PIKE		7	1	13%	8
ST CHARLES BEND LABORATORY		7	1	13%	8
CHIEFLAND MEDICAL CENTER		1	7	88%	8
NORTHERN DUTCHESS HOSPITAL LABORATORY		6	2	25%	8
BLOOMING GARDENS OF CARE INC		8			8
MEDEXPRESS URGEN CARE - EAST BRUNSWICK		8			8
JX REF LAB			8	100%	8
MEDEXPRESS URGENT CARE - HOLLINS		8			8
BEECHTREE MOLECULAR LAB LLC			8	100%	8
MINUTECLINIC DIAGNOSTIC OF KENTUCKY		8			8
CVS MA634POCT KINGSTON		6	2	25%	8
TERENCE B MITCHELL MD, INC		4	4	50%	8
SOMA MEDICAL CENTER PA #3 GREENACRES			8	100%	8
ST. JOSEPH HOSPITAL AND HEALTH CARE INC.			8	100%	8

# COVID-19: testing by laboratory

Data through May 22, 2021 verified as of May 23, 2021 at 09:25 AM

Data in this report are provisional and subject to change.

The numbers in the table below represent the number of Florida and non-Florida residents for whom test results were received by the Department of Health. A person can be tested by more than one laboratory and can have both positive and negative results. **Therefore, the sum of the numbers in each column will be larger than the total number of people tested.**

Reporting lab	Inconclusive	Negative	Positive	Percent positive	Total
OHIO DEPARTMENT OF HEALTH			8	100%	8
LIFE CARE CITRUS COUNTY			8	100%	8
CVS CA9103POCT ESCONDIDO		8			8
DOTHAN PEDIATRIC CLINIC			8	100%	8
CVS SC2250POCT COLUMBIA		8			8
MINUTE CLINIC DIAGNOSTIC OF MICHIGAN PC		8			8
MEDEXPRESS URGENT CARE - MT LEBANON		5	3	38%	8
PANCARE HEALTH - KATE SMITH ELEMENTARY		1	7	88%	8
OSWEGO HOSPITAL LABORATORY		7	1	13%	8
CVS IN6654POCT INDIANAPOLIS		7	1	13%	8
KEYSTONE PLACE AT NAPLES PRESERVE		4	4	50%	8
EMBRY-RIDDLE AERONAUTICAL UNIVERSITY HEALTH			8	100%	8
CIGNA ONSITE HEALTH LLC		2	6	75%	8
CVS HEALTH, #1994		6	2	25%	8
MID-HUDSON VALLEY DIVISION OF WESTCHESTER MEDICAL		8			8
MARION OAKS ASSISTED LIVING		8			8
NORTHDALE REHABILITATION CENTER			8	100%	8
CVS IN6713POCT BLOOMINGTON		8			8
DIAGNOSTIC CLINIC		7	1	13%	8
GENEUS DIAGNOSTICS			8	100%	8
SARAH LAWRENCE COLLEGE HEALTH SERVICES		8			8
FLORIDA DIGESTIVE AND LIVER SPECIALIST		8			8
INTERNAL MEDICINE ASSOCIATES OF JACKSON HOSPITAL			8	100%	8
MINUTECLINIC DIAGNOSTIC OF OHIO #7790		6	2	25%	8
CVS IL8750POCT CHICAGO		6	2	25%	8
DOCTOR'S IN HOUSE LAB			8	100%	8
WHITE SANDS OUTPATIENT SERVICES (WSOP SERVICES LLC		8			8
ALLEGRO - TAMPA	1	4	3	38%	8
CVS PA2582POCT SPRINGFIELD		6	2	25%	8
MEDEXPRESS URGENT CARE - EWING		8			8
MINUTE-CLINIC DIAGNOSTIC OF VIRGINIA, LLC #3949		8			8
UNIVERSITY OF WASHINGTON MEDICAL CENTER			8	100%	8
PREMIER MEDICAL CLINIC		6	2	25%	8
SURGOINSVILLE PHARMACY		8			8
CVS KY2332POCT GEORGETOWN		7	1	13%	8
CVS NC7057POCT SHELBY		6	2	25%	8
ATLANTIC CONSOLIDATED LABORATORY		8			8
ST CHARLES HOSPITAL LABORATORY		8			8
MINUTECLINIC DIAGNOSTIC OF VIRGINIA, LLC		8			8
MINUTECLINIC DIAG OF IND, LLC #6648		6	2	25%	8
PALM BEACH COUNTY HEALTH DEPARTMENT LABORATORY			8	100%	8
MINUTECLINIC, LLC #03965		8			8
PBC FOUND CARE INC			8	100%	8
ALL CHILDREN'S HOSPITAL		1	7	88%	8
FHCP-ORANGE CITY			8	100%	8
MEDEXPRESS URGENT CARE-PASADENA		8			8
ALACHUA COUNTY HEALTH DEPARTMENT		1	7	88%	8



# COVID-19: testing by laboratory

Data through May 22, 2021 verified as of May 23, 2021 at 09:25 AM

Data in this report are provisional and subject to change.

The numbers in the table below represent the number of Florida and non-Florida residents for whom test results were received by the Department of Health. A person can be tested by more than one laboratory and can have both positive and negative results. **Therefore, the sum of the numbers in each column will be larger than the total number of people tested.**

Reporting lab	Inconclusive	Negative	Positive	Percent positive	Total
LAB UNKNOW		6	2	25%	8
ROBERT WOOD JOHNSON HOSPITAL		7	1	13%	8
MEDEXPRESS URGENT CARE - TARENTUM		6	2	25%	8
APEX HOME HEALTH CARE		7	1	13%	8
X-GENE MOLECULAR LABS		1	7	88%	8
CAPRONA GROUP HOME		2	6	75%	8
AIRCARE INTERNATIONAL		7	1	13%	8
HEALTHMARK REGIONAL HOSPITAL LAB		4	4	50%	8
FOUNTAINVIEW BY FIVE STAR QUALITY CARE		7	1	13%	8
SEA LEVEL LABS			8	100%	8
HACKENSACK UNIV MED CTR-PATHOLOGY DEPT		8			8
COMPREHENSIVE CLINICAL RESEARCH, LLC			8	100%	8
Robert Wood Johnson University Hospital		6	2	25%	8
MEDEXPRESS URGENT CARE - YORK		5	3	38%	8
NEOGENOMICS LABORATORIES, INC		8			8
HENDRY REGIONAL CONVENIENT CARE CENTER			8	100%	8
CVS OH2543POCT CANFIELD		5	3	38%	8
MAGNOLIA PEDIATRICS GROUP LLC			8	100%	8
NORTHSIDE HOSPITAL- CHEROKEE		6	2	25%	8
MEDEXPRESS URGENT CARE - HUNTINGTON WE		8			8
CVS ME329POCT PORTLAND		8			8
GREENVILLE MEMORIAL HOSPITAL LAB			8	100%	8
WELLIGENT		1	7	88%	8
THE WOLFF CENTER FOR CHILD & ADOLESCENT HEALTH			8	100%	8
GOLISANO CHILDREN'S HOSPITAL OF SOUTHWEST FLORIDA		6	2	25%	8
HUNTINGTON VILLAGE URGENT CARE		8			8
LEWIS COUNTY MANOR		8			8
MEDEXPRESS URGENT CARE - MIDLOTHIAN		7	1	13%	8
DR. PHILLIPS MEDICAL WELLNESS CENTER		4	4	50%	8
BROWNE MEDICAL LLC		6	2	25%	8
PM PEDIATRICS OF BAYSIDE PLLC		8			8
EXECUTIVE MEDICAL SERVICES		8			8
CVS PA1296POCT DREXEL HILL		6	2	25%	8
DANIEL M LIBBY MD PLLC		8			8
COMPASSION PEDIATRIC URGENT CARE LLC		2	6	75%	8
VENTURA HEALTH AND REHABILITATION CENTER		7	1	13%	8
INTERNAL MEDICINE AND AESTHETICS OF NAPLES LLC		8			8
TRUSTBRIDGE			8	100%	8
CVS PA813POCT RICHBORO		8			8
SHEEPSHEAD BAY URGENT CARE		8			8
CVS NJ836POCT RUNNEMEDE		8			8
Jewish Home of Rochester		8			8
BARTON PARKER OD PC		8			8
FHMG_FM AND IM AVALON PARK		2	6	75%	8
TRUE HEALTH		5	3	38%	8
URGENT TEAM - MUSCLE SHOALS		8			8
VENICE REGIONAL MEDICAL CENTER			8	100%	8

# COVID-19: testing by laboratory

Data through May 22, 2021 verified as of May 23, 2021 at 09:25 AM

Data in this report are provisional and subject to change.

The numbers in the table below represent the number of Florida and non-Florida residents for whom test results were received by the Department of Health. A person can be tested by more than one laboratory and can have both positive and negative results. **Therefore, the sum of the numbers in each column will be larger than the total number of people tested.**

Reporting lab	Inconclusive	Negative	Positive	Percent positive	Total
CVS NC5532POCT SUMMERFIELD		8			8
SALINE CARE NURSING & REHABILITATION CENTER		8			8
BAPTIST OUTPATIENT			8	100%	8
MEDEXPRESS URGENT CARE MURRYSVILLE		6	2	25%	8
LONGWOOD FAMILY MEDICINE		2	6	75%	8
VIERA PEDIATRICS		2	6	75%	8
MINUTECLINIC DIAGNOSTIC OF VIRGINIA, LLC #1980		6	2	25%	8
MEDEXPRESS URGENT CARE - CLARKSBURG		7	1	13%	8
MEDEXPRESS URGENT CARE, BUTLER		5	3	38%	8
CARE ATC - CITY OF BOYNTON BEACH	1	2	5	63%	8
DOCTOR'S IN-HOUSE LAB/COMMUNITY HEALTH CENTERS OF PINELLAS – CLEARWATE			8	100%	8
SLOPESIDE LABS AND TESTING, LLC - THE HIDEOUT AT BUTTERMILK MOUNTAIN		8			8
EP LTC PHARMACY		6	2	25%	8
DOH JACKSONVILLE CENTRAL LABORATORY		3	5	63%	8
PUTNAM COUNTY EMERGENCY RESCUE SERVICE		5	3	38%	8
LEVY COUNTY SHERRIF'S DEPT			8	100%	8
WYOMING COUNTY COMMUNITY HOSPITAL LABORATORY		8			8
NYU WINTHROP HOSPITAL PATHOLOGY		7			7
LIZS ADULT CARE		7			7
BELL-MINOR HOME		7			7
NEMOURS CHILDREN'S HOSPITAL			7	100%	7
BOONE DRUG & HEALTHCARE AT DEERFIELD			7	100%	7
PALM BEACH DIGESTIVE ASSOCIATES			7	100%	7
USCG SECTOR ST PETE		3	4	57%	7
ADVENTHEALTH MEDICALGROUP PEDIATRICS AT ORLANDO		7			7
DELAWARE DEPARTMENT OF HEATH		6	1	14%	7
GRACE REHABILITATION CENTER OF VERO BEACH		4	3	43%	7
GRACE WELLNESS CENTER LLC		6	1	14%	7
CVS PA1379POCT LANSDALE		6	1	14%	7
COMPLETE FAMILY CARE, LLC/UNIVERSITY OF SAINT MARY		7			7
DOTHAN WEST FAMILY MEDICINE		5	2	29%	7
CARESOUTH HHA HOLDINGS OF TALLAHASSEE LLC		7			7
CVS OH3080POCT HUBER HEIGHTS		6	1	14%	7
FLORIDA HOSPITAL KISSIMMEE		4	3	43%	7
SOUTHEAST GEORGIA HEALTH SYSTEM, INC D		7			7
IAN C BOYKIN MD		4	3	43%	7
APC PEDIATRICS			7	100%	7
DOCTOR'S IN-HOUSE LAB/COMMUNITY HEALTH CENTERS OF PINELLAS –PINELLAS P			7	100%	7
TREASURE COAST INFECTIOUS DISEASE CONSULTANTS		4	3	43%	7
CVS MA2401POCT MARSHFIELD		6	1	14%	7
HEARTLAND PEDIATRICS OF LAKE PLACID			7	100%	7
CVS TX4397POCT CYPRESS		7			7
YORK HOSPITAL: MICROBIOLOGY			7	100%	7
NON-US			7	100%	7
CVS MA2172POCT NORTH GRAFTON		7			7
HEALTH CARE LABORATORY SERVICES		1	6	86%	7
CVS MA447POCT NORTHAMPTON		5	2	29%	7

# COVID-19: testing by laboratory

Data through May 22, 2021 verified as of May 23, 2021 at 09:25 AM

Data in this report are provisional and subject to change.

The numbers in the table below represent the number of Florida and non-Florida residents for whom test results were received by the Department of Health. A person can be tested by more than one laboratory and can have both positive and negative results. **Therefore, the sum of the numbers in each column will be larger than the total number of people tested.**

Reporting lab	Inconclusive	Negative	Positive	Percent positive	Total
MEDEXPRESS URGENT CARE - BECKLEY		5	2	29%	7
CVS MINUTE CLINIC DIAGNOSTIC MED GRP OF CAL		6	1	14%	7
MIAMI RESCUE MISSION CLINIC INC			7	100%	7
WATAUGA MEDICAL CENTER		4	3	43%	7
PALM GARDEN OF SUN CITY			7	100%	7
FRESENIUS KIDNEY CARE FORT WALTON BEACH			7	100%	7
NEMOURS CHILDRENS, LAKE NONA			7	100%	7
BETH ISRAEL DEACONESS MEDICAL CENTER			7	100%	7
QUE		4	3	43%	7
MEDEXPRESS URGENT CARE-DUBOIS		7			7
CAPITAL HEALTH PLAN LABORATORIES			7	100%	7
CVS GA5622POCT DALLAS		5	2	29%	7
Thermopolis Rehabilitation Wellness		7			7
MEDEXPRESS URGENT CARE-MUNCIE		7			7
SAN DIEGO COUNTY PUBLIC HEALTH LAB			7	100%	7
PRINCETON BMC LABORATORY		6	1	14%	7
CVS CA8850POCT HUNTINGTON BEACH		6	1	14%	7
BRADENTON PHYSICIANS MEDICAL CENTER			7	100%	7
CVS IN7653POCT EVANSVILLE		6	1	14%	7
PEDIATRICS URGENT CARE, LLC			7	100%	7
NU WAVE MEDICAL CENTER			7	100%	7
PEDIATRICS OF CENTRAL FLORIDA		5	2	29%	7
Englewood Health Care Center		7			7
WOMENS CARE FLORIDA LLC		5	2	29%	7
GAINESVILLE PEDIATRIC ASSOCIATES		1	6	86%	7
DIAGNOSTIC & MEDICAL SPECIALISTS OF GREENWICH		5	2	29%	7
BROOKDALE LAKE ORIENTA			7	100%	7
LAKE NONA PEDIATRICS IN ASSOCIATION WITH NEMOURS		5	2	29%	7
CVS TX8322POCT AUSTIN		7			7
PERSONAL PHYSICIAN CARE PA			7	100%	7
CVS NM8918POCT ALBUQUERQUE		7			7
NORTH FLORIDA MEDICAL CENTERS INC		1	6	86%	7
ECLRS		2	5	71%	7
MINUTECLINIC, LLC #1431		6	1	14%	7
Parkside Villa		7			7
CARENOW URGENT CARE-SOUTHLAKE			7	100%	7
DOCTORS HOSPITAL OF AUGUSTA		7			7
CARENOW URGENT CARE-MADISON		7			7
PENINSULA CARE AND REHABILITATION CENTER			7	100%	7
CAMELLIA AT DEERWOOD		2	5	71%	7
BAYCARE MEDICAL GROUP, INC		6	1	14%	7
KANSAS DEPARTMENT OF HEALTH		2	5	71%	7
OCALA FAMILY MEDICAL CENTER		7			7
DEPARTMENT OF HEALTH AND HUMAN SERVICES STATE OF NEW HAMPSHIRE			7	100%	7
Hiawatha Care Center		7			7
FLORIDA PREMIER MEDICAL CARE PA			7	100%	7
CVS OH10893POCT PARMA		4	3	43%	7

# COVID-19: testing by laboratory

Data through May 22, 2021 verified as of May 23, 2021 at 09:25 AM

Data in this report are provisional and subject to change.

The numbers in the table below represent the number of Florida and non-Florida residents for whom test results were received by the Department of Health. A person can be tested by more than one laboratory and can have both positive and negative results. **Therefore, the sum of the numbers in each column will be larger than the total number of people tested.**

Reporting lab	Inconclusive	Negative	Positive	Percent positive	Total
METHODIST HEALTHCARE UNIVERSITY HOSPIT		7			7
Louis Stokes Cleveland VA - Midtown Dialysis Center		7			7
MEDEXPRESS URGENT CARE-SCOTT TOWNSHIP		6	1	14%	7
COMMUNITY HEALTH CENTERS OF PINELLAS, INC		4	3	43%	7
MEDHELP TRUSSVILLE		6	1	14%	7
MINUTECLINIC DIAG OF IND LLC #6998		6	1	14%	7
CVS GA5637POCT VILLA RICA		6	1	14%	7
DELTONA VA CBOC		6	1	14%	7
NOVANT HEALTH INPATIENT CARE		2	5	71%	7
CVS NE5714POCT OMAHA		6	1	14%	7
TESTD			7	100%	7
CVS TN6414POCT SMYRNA		5	2	29%	7
EASTERN FLORIDA STATE COLLEGE - PALM BAY CAMPUS□			7	100%	7
MAXHEALTH		5	2	29%	7
KIDS CORNER PEDIATRICS PLLC		6	1	14%	7
DIXIE COUNTY EMERGENCY SERVICES		1	6	86%	7
MANATEE MEMORIAL HOSPITAL CLINICAL LABORATORY			7	100%	7
HOLY GARDEN ALF, INC.		7			7
MEDEXPRESS URGENT CARE - BLUEFIELD		6	1	14%	7
CVS PA2687POCT EXTON		7			7
MEDEXPRESS URGENT CARE - LOGAN		7			7
LEPE'S HOUSE			7	100%	7
TAMPA FAMILY HEALTH CENTER		1	6	86%	7
MIDDLEBURG VA CBOC		5	2	29%	7
VICTORIAN MANOR		2	5	71%	7
WELLMED AT FORT PIERCE		5	2	29%	7
CVS OH3329POCT LAKEWOOD		6	1	14%	7
MINUTECLINIC DIAGNOSTIC OF OHIO #2964		7			7
CVS PA5241POCT CHALFONT		7			7
The Oaks of Clearwater		7			7
Northport VAMC		7			7
EL PARAISO HOME INC		7			7
FLORIDA CANCER SPECIALISTS & RESEARCH INSTITUTE		6	1	14%	7
SUPERIOR RESIDENCES AT CALA HILLS		7			7
PANCARE HEALTH - HOSFORD SCHOOL			7	100%	7
ADVENT HEALTH APOPKA		3	4	57%	7
MIAMI BEACH COMMUNITY HEALTH CENTER INC			7	100%	7
OPTUM PRIMARY CARE - FOUNTAIN OAKS		3	4	57%	7
PROHEALTH MED		2	5	71%	7
MANATEE PEDIATRICS			7	100%	7
MINUTECLINIC DIAGNOSTIC OF OHIO #6192		7			7
ABBAY MANOR RETIREMENT RESIDENCE INC		7			7
MOUNT SINAI BROOKLYN LABORATORY		6	1	14%	7
OCALA REGIONAL KIDNEY CENTER EAST		2	5	71%	7
CVS NJ2815POCT E BRUNSWICK		5	2	29%	7
Kennedy University Hospital		6	1	14%	7
MEDEXPRESS - COLLINSVILLE BELT LINE		5	2	29%	7

# COVID-19: testing by laboratory

Data through May 22, 2021 verified as of May 23, 2021 at 09:25 AM

Data in this report are provisional and subject to change.

The numbers in the table below represent the number of Florida and non-Florida residents for whom test results were received by the Department of Health. A person can be tested by more than one laboratory and can have both positive and negative results. **Therefore, the sum of the numbers in each column will be larger than the total number of people tested.**

Reporting lab	Inconclusive	Negative	Positive	Percent positive	Total
YAZJI PEDIATRIC CARE LLC DBA TUKA PEDIATRICS			7	100%	7
LAWTON CHILES HEALTH CENTER		1	6	86%	7
LAKE CITY CORRECTIONAL FACILITY			7	100%	7
COVID TESTING LLC			7	100%	7
UPMC HEALTH SYSTEM		4	3	43%	7
AVON PARK PEDIATRICS			7	100%	7
Mitchell Hollingsworth Nursing and Rehab		7			7
DALLAS COUNTY HEALTH AND HUMAN SERVICES			7	100%	7
BLACK STALLION WALK IN AND EXERCISE CLINICS LLC		4	3	43%	7
CVS NH1004POCT SALEM		6	1	14%	7
GUTHRIE CORNING HOSPITAL LABORATORY		7			7
DOCTORS CLINICAL LABORATORY, INC		5	2	29%	7
MINUTE CLINIC LLC #1831		7			7
SOUTH COM HEALTH CLINIC, DEPT. OF THE ARMY		7			7
NELSON BIOLOGICAL			7	100%	7
Ocoee Health Care Center		7			7
SOUTHEAST GEORGIA HEALTH SERVICES, LLC		7			7
MEDEXPRESS URGENT CARE - WEIRTON		7			7
IRL MARKET LAB			7	100%	7
GARDENS PEDIATRICS			7	100%	7
PROGRESS PHARMACY INC		2	5	71%	7
CVS IL8744POCT BROOKFIELD		7			7
MEDEXPRESS URGENT CARE-HERSHEY		6	1	14%	7
CVS MA2600POCT WEYMOUTH		6	1	14%	7
MINUTECLINIC DIAGNOSTIC OF OHIO #6147		6	1	14%	7
GENTRY PARK ORLANDO ASSISTED LIVING		6	1	14%	7
TRUE HEALTH DIAGNOSTICS		1	6	86%	7
ST. LUCIE COUNTY HEALTH DEPARTMENT		5	2	29%	7
EXPICARE NURSING AGENCY, INC		5	2	29%	7
MD NOW MEDICAL CENTER			7	100%	7
KENDALL REGIONAL MEDICAL CNTR			7	100%	7
MINUTECLINIC DIAGNOSTIC OF NEVADA-9586		6	1	14%	7
PIEDMONT FAYETTE HOSPITAL		5	2	29%	7
ADVENTHEALTH CELEBRATION EMPLOYEE CLINIC		7			7
RIVER OAKS TREATMENT CENTER			7	100%	7
Bon Secours Place		6	1	14%	7
LEE COUNTY HEALTH DEPARTMENT		4	3	43%	7
CVS MA957POCT WEST SPRINGFIELD		7			7
WILDLIGHT LAB			7	100%	7
THE PALMS REHABILITATION AND HEALTHCARE CENTER		5	2	29%	7
CRESTWOOD MEDICAL CENTER		5	2	29%	7
PENN MEDICINE PRINCETON MEDICAL CENTER		6	1	14%	7
DOCTORS OFFICE OF NEW JERSEY		7			7
BETHESDA COMMUNITY HEALTH CENTER			7	100%	7
PARADISE VILLA ALF INCORPORATED		7			7
MINUTECLINIC LLC (2335)		6	1	14%	7
CVS MINUTE CLINIC DIAGNOSTIC OF TEXAS		6	1	14%	7



# COVID-19: testing by laboratory

Data through May 22, 2021 verified as of May 23, 2021 at 09:25 AM

Data in this report are provisional and subject to change.

The numbers in the table below represent the number of Florida and non-Florida residents for whom test results were received by the Department of Health. A person can be tested by more than one laboratory and can have both positive and negative results. **Therefore, the sum of the numbers in each column will be larger than the total number of people tested.**

Reporting lab	Inconclusive	Negative	Positive	Percent positive	Total
BALTIMORE CITY HEALTH DEPT COMMUNICABLE DISEASES AND EPIDEMIOLOGY			7	100%	7
POWERS PEDIATRICS			7	100%	7
MINUTECLINIC DIAG OF IND, LLC #6472		7			7
CENTRAL JERSEY URGENT CARE OF BROWN MI		7			7
GALLUP INDIAN MEDICAL CENTER		7			7
FLORIDA DEPARTMENT OF HEALTH IN MIAMI DADE COUNTY		5	2	29%	7
FAMILY MEDICINE MEDICAL DRIVE		7			7
DEVANSH LAB WERKS		1	6	86%	7
PURECARE PHARMACY		6	1	14%	7
CVS SC5479POCT INDIAN LAND		6	1	14%	7
MEDEXPRESS URGENT CARE-NESHANNOCK TWP		6	1	14%	7
Lenox on the Lake			7	100%	7
HELIX MEDICAL CENTERS		1	6	86%	7
ENTRUST IMMEDIATE CARE			7	100%	7
JUPITER ISLAND PUBLIC SAFETY		5	2	29%	7
CVS NJ837POCT MARLTON		7			7
MINUTECLINIC, LLC (CLINIC 10928)		7			7
CVS SC4382POCT SPARTANBURG		7			7
MEDEXPRESS - NEW CASTLE, DUPONT HWY		6	1	14%	7
EASTSIDE MEDICAL CENTER		6	1	14%	7
CVS TN7698POCT KNOXVILLE		7			7
MINUTECLINIC DIAGNOSTIC OF WISCONSIN, LLC		6	1	14%	7
MEDEXPRESS URGENT CARE, CHAMBERSBURG		6	1	14%	7
CVS NC3853POCT BURLINGTON		5	2	29%	7
MEDEXPRESS URGENT CARE - PRINCETON		6	1	14%	7
MEDEXPRESS - NEWARK		7			7
FLORIDA HOSPITAL APOPKA		6	1	14%	7
LYNMOORE,THE		7			7
WALGREENS # 04440		6	1	14%	7
CVS MI8049POCT WATERFORD		6	1	14%	7
ST LUKES HOSPITAL LABORATORY		2	4	67%	6
CAREWELL 301 - WARWICK			6	100%	6
ALLEGRO FLEMING ISLAND		1	5	83%	6
APALACHEE CENTER INC		4	2	33%	6
CVS IN6572POCT INDIANAPOLIS		6			6
HOLLY HILL HOME INFUSION SERVICE		5	1	17%	6
UNILAB		2	4	67%	6
FLORIDA HEALTHCARE OF ORLANDO		1	5	83%	6
CVS MA654POCT ACTON		6			6
PHYSICIANS URGENT CARE BERRY FARMS		4	2	33%	6
WALGREENS #11378		6			6
AMERICAN EAGLE LEESBURG AL LLC DBA VISTA LAKE			6	100%	6
AMERICAN HEALTH ASSOC. LABORATORY SOUTH		4	2	33%	6
St. Josephs Hospital		4	2	33%	6
FIVE TOWNS PREMIER REHABILITATION AND, THE		6			6
VA OUTPATIENT PHARMACY			6	100%	6
BAYCARE ALLIANT HOSPITAL			6	100%	6

# COVID-19: testing by laboratory

Data through May 22, 2021 verified as of May 23, 2021 at 09:25 AM

Data in this report are provisional and subject to change.

The numbers in the table below represent the number of Florida and non-Florida residents for whom test results were received by the Department of Health. A person can be tested by more than one laboratory and can have both positive and negative results. **Therefore, the sum of the numbers in each column will be larger than the total number of people tested.**

Reporting lab	Inconclusive	Negative	Positive	Percent positive	Total
URGENT CARE HOUSECALLS PA		5	1	17%	6
CAPE REGIONAL URGENT CARE MARMORA		5	1	17%	6
CVS NC2771POCT CLAYTON		5	1	17%	6
HUNTERS CREEK PEDIATRICS		6			6
CDRX INFUSION			6	100%	6
WELLMED AT APOLLO BEACH BLVD		4	2	33%	6
MEDEXPRESS URGENT CARE - ROCKAWAY		6			6
MEDEXPRESS URGENT CARE PENNSVILLE		4	2	33%	6
MINUTECLINIC DIAGNOSTIC OF NH, LLC (CL		5	1	17%	6
FLORIDA WOMAN CARE LABORATORY			6	100%	6
MERCY URGENT CARE			6	100%	6
MERCY COLLEGE HEALTH OFFICE		6			6
MEDICAL CENTER AT OCEAN REEF		1	5	83%	6
Oakwood - North Baldwins Center for Living		6			6
MENORAH MANOR			6	100%	6
MORRIS HALL/ST JOSEPH NURSING CENTER		6			6
PUTNAM HOSPITAL CENTER LABORATORY		6			6
BROOKDALE CLERMONT			6	100%	6
NORTH OKALOOSA CLINIC CORP		3	3	50%	6
MEDEXPRESS URGENT CARE - LEDGEWOOD		5	1	17%	6
ADVENTHEALTH GORDON		5	1	17%	6
MARSHALL MEDICAL CENTER SOUTH LAB		5	1	17%	6
MEDEXPRESS URGENT CARE PLEASANT HILLS		5	1	17%	6
WEST COCOA PHARMACY		3	3	50%	6
REDMED OF CROSSTOWN		3	3	50%	6
FAMILY TREE PRIMARY CARE		5	1	17%	6
RADEAS			6	100%	6
ORLANDO HEALTH PHYSICIAN GROUP			6	100%	6
SAINT PETER'S UNIVERSITY HOSPITAL		6			6
FLORIDA MEDICAL CLINIC -INTERNAL MED DADE CITY			6	100%	6
CVS SC5550POCT CLOVER		5	1	17%	6
CVS OH2486POCT NILES		4	2	33%	6
MEDEXPRESS URGENT CARE - CHERRY HILL		6			6
ATLANTIC COMMUNITY HIGH SCHOOL		5	1	17%	6
CVS NJ2508POCT MANALAPAN		6			6
MEDEXPRESS URGENT CARE - MBURG COMMONS		5	1	17%	6
CARNEGIE HILL PEDIATRICS LLP		5	1	17%	6
ADERHOLT MEDICAL, LLC		6			6
Army Residence Community		5	1	17%	6
CVS IL5797POCT CAROL STREAM		6			6
ALL4KIDZ PEDIATRICS LLC		3	3	50%	6
NIBHA MEDIRATTA MD PL			6	100%	6
MINUTECLINIC DIAGNOSTIC OF TN PC #442		4	2	33%	6
QUALITY MEDICAL CARE			6	100%	6
CVS MA1095POCT AMHERST		5	1	17%	6
CONCENTRA			6	100%	6
GENEVA GENERAL HOSPITAL LABORATORY		4	2	33%	6

# COVID-19: testing by laboratory

Data through May 22, 2021 verified as of May 23, 2021 at 09:25 AM

Data in this report are provisional and subject to change.

The numbers in the table below represent the number of Florida and non-Florida residents for whom test results were received by the Department of Health. A person can be tested by more than one laboratory and can have both positive and negative results. **Therefore, the sum of the numbers in each column will be larger than the total number of people tested.**

Reporting lab	Inconclusive	Negative	Positive	Percent positive	Total
CONCENTRA - ORLANDO SOUTH II		5	1	17%	6
CITIZENS BAPTIST MEDICAL CENTERS LAB		5	1	17%	6
QUATRACOR PLLC		6			6
CVS TX2263POCT SAN ANTONIO		6			6
VALSPAR CHAMPIONSHIP		6			6
WG WINDSOR WOODS SH LLC		6			6
CARL R DARNALL ARMY MEDICAL CENTER			6	100%	6
QUENTIN N BURDICK MEMORIAL HEALTH CARE		6			6
OVIDO CHILDRENS HEALTH CENTER LLC		1	5	83%	6
JERSEY SHORE MEDICAL CENTER		6			6
GOPATH LABORATORIES			6	100%	6
PATHGROUP LABS, LLC		4	2	33%	6
DAVISON HEALTH CENTER WESLEYAN UNIVERS		6			6
HILLSBOROUGH COUNTY HEALTH DEPARTMENT			6	100%	6
Kroger 673 - The Little Clinic Dallas		5	1	17%	6
NORTHPORT MEDICAL CENTER LAB		6			6
PATIENT FIRST - ALLENTOWN			6	100%	6
COMPUNET CLINICAL LAB			6	100%	6
CVS CA9751POCT AGOURA		6			6
MAXCARE CLINIC			6	100%	6
CVS IL1170POCT JOLIET		6			6
SIGNATURE URGENT CARE			6	100%	6
FLORIDA DEPARTMENT OF HEALTH SEMINOLE COUNTY		1	5	83%	6
HELIX KH UC		1	5	83%	6
PRINCIPLE HOSPICE SERVICE, LLC		1	5	83%	6
PR HEALTH		1	5	83%	6
CAREMOUNT MEDICAL PC		6			6
Park Ridge Nursing Center		3	3	50%	6
FAMILY CARE MEDICAL CENTER			6	100%	6
BRIGHT HEALTH CLINIC CORP			6	100%	6
ADVANCED URGENT CARE OF MARATHON		1	5	83%	6
CVS MO10053POCT SAINT PETERS		6			6
PARADIGM LABORATORIES			6	100%	6
CVS GA2279POCT SUWANEE		6			6
CURATIVE CARE CENTER INC		1	5	83%	6
CVS TX7821POCT LEAGUE CITY		6			6
MEDEXPRESS URGENT CARE - WAXAHACHIE, N HIGHWAY 77		4	2	33%	6
BNR PHARMACY INC		6			6
CVS MA929POCT FRANKLIN		6			6
UT SOUTHWESTERN MEDICAL CENTER			6	100%	6
BROWARD COUNTY HEALTH DEPT.			6	100%	6
WELLSTAR DOUGLAS HOSPITAL LABORATORY		6			6
IVY ROSEN MD PLLC		6			6
CVS MA1094POCT GREENFIELD		6			6
MEDEXPRESS URGENT CARE-PITTSFIELD		6			6
UW MEDICINE VIROLOGY LAB			6	100%	6
THE LITTLE CLINIC			6	100%	6

# COVID-19: testing by laboratory

Data through May 22, 2021 verified as of May 23, 2021 at 09:25 AM

Data in this report are provisional and subject to change.

The numbers in the table below represent the number of Florida and non-Florida residents for whom test results were received by the Department of Health. A person can be tested by more than one laboratory and can have both positive and negative results. **Therefore, the sum of the numbers in each column will be larger than the total number of people tested.**

Reporting lab	Inconclusive	Negative	Positive	Percent positive	Total
MINUTECLINIC DIAG OF IND LLC #6840		6			6
MED EXPRESS URGENT CARE PC - MARYLAND		5	1	17%	6
MINUTECLINIC DIAGNOSTIC OF TEXAS, LLC #7435		4	2	33%	6
BAYSHORE POINTE NURSING AND REHAB CENTER			6	100%	6
STARMED FAMILY & URGENT CARE			6	100%	6
TAMIAMI LAB MILLENIUM			6	100%	6
DEPARTMENT OF HEALTH AND HUMAN SERVICES DIVISION OF BEHAVIORAL HEALTH		1	5	83%	6
CVS MD1515POCT LEONARDTOWN		4	2	33%	6
PIEDMONT NEWNAN HOSPITAL		5	1	17%	6
MC DIAGNOSTIC OF CONNECTICUT, PC #252		5	1	17%	6
ENIGMA DIAGNOSTIC, INC.			6	100%	6
ELEVATION HEALTH LABORATORY		6			6
UNIVERISTY OF MIAMI			6	100%	6
CVS OK6225POCT EDMOND		6			6
SOUTHEASTERN DERMATOLOGY GROUP PA		5	1	17%	6
CELAL GUROL ERBAY, MD			6	100%	6
MEDEXPRESS URGENT CARE - FREDERICK		6			6
BRANDON REGIONAL EMERGENCY CTR			6	100%	6
THE WINDSOR OF OCALA		2	4	67%	6
SARASOTA IMMEDIATE CARE			6	100%	6
SUNSHINE LABORATORY LLC		6			6
CULLMAN REGIONAL URGENT CARE		5	1	17%	6
RANDOLPH COUNTY HEALTH & REHABILITATIO		6			6
GENTLE MEDICINE ASSOCIATES / DR. REGINE BATAILLE		6			6
MARIANNA CBOC		6			6
RURAL HEALTH CARE INC			6	100%	6
MINUTECLINIC, LLC #07852		5	1	17%	6
WAKEMED		1	5	83%	6
COVID RAPID LABS		1	5	83%	6
ManorCare Rehabilitation Center- Decatur		6			6
TALLAHASSEE MEMORIAL HEALTHCARE			6	100%	6
GENESIS FAMILY PRACTICE		3	3	50%	6
CVS CA9823POCT SACRAMENTO		6			6
FIFTH AVENUE PEDIATRICS		3	3	50%	6
QUICK CARE MED WALK IN AND URGENT CARE			6	100%	6
FHPG FAMILY MEDICAL CENTER OF TAMPA BAY		1	5	83%	6
CVS IN5696POCT FORT WAYNE		6			6
Madison Health & Rehabilitation		6			6
CENTRAL FLORIDA PRIMARY CARE			6	100%	6
CVS AZ33POCT TEMPE		6			6
LOS ALAMOS NATIONAL LABORATORY		6			6
RUSH UNIVERSITY MEDICAL CENTER LABORATORY			6	100%	6
BROWARD TRANSITIONAL CENTER			6	100%	6
MINUTECLINIC, LLC #07876		5	1	17%	6
SOUTHERN OCEAN MEDICAL CENTER		6			6
ELITE MEDICAL CENTER		1	5	83%	6
ADVENT HEALTH - TUSKAWILLA		4	2	33%	6

# COVID-19: testing by laboratory

Data through May 22, 2021 verified as of May 23, 2021 at 09:25 AM

Data in this report are provisional and subject to change.

The numbers in the table below represent the number of Florida and non-Florida residents for whom test results were received by the Department of Health. A person can be tested by more than one laboratory and can have both positive and negative results. **Therefore, the sum of the numbers in each column will be larger than the total number of people tested.**

Reporting lab	Inconclusive	Negative	Positive	Percent positive	Total
MEDEXPRESS URGENT CARE - KOKOMO		6			6
MANORCARE HEALTH SERVICES			6	100%	6
ARC POINT LABS OF AUSTIN NORTH			6	100%	6
Wilkes-Barre VAMC		6			6
EXCEL URGENT CARE OF NJ, LLC		4	2	33%	6
MOBILE HEALTH MEDICAL SERVICES PC		6			6
PUBLIC HEALTH LAB		6			6
TEXAS MEDCLINIC			6	100%	6
ALVARO J DANGOND MD PA		4	2	33%	6
UT MEMPHIS UNIVERSITY HEALTH SERVICES			6	100%	6
MCKENZIE-WILLAMETTE MEDICAL CENTER LAB		6			6
WILLIAM S MIDDLETON MEMORIAL VET HOSP		6			6
FIRST COAST CARDIOVASCULAR INSTITUTE PA			6	100%	6
MEDEXPRESS URGENT CARE - WILKES BARRE		5	1	17%	6
ARLINGTON OF NAPLES		6			6
ADVENT HEALTH MEDICAL GROUP		5	1	17%	6
FLORIDA MEDICAL SPECIALISTS		2	4	67%	6
RIVERVIEW ALF OPERATOR LLC		1	5	83%	6
Hunterdon Medical Center Laboratory		6			6
PELICAN LANDING		1	5	83%	6
DOCS URGENT CARE		1	5	83%	6
Advanced Care Center			6	100%	6
MEDEXPRESS URGENT CARE - SUMMERSVILLE, WEBSTER RD		6			6
MEDEXPRESS URGENT CARE SHADYSIDE		5	1	17%	6
MINUTECLINIC DIAG OF IND, LLC #8645		6			6
NORTH FLORIDA PEDIATRICS JASPER			6	100%	6
LPG COCONUT POINT - FAMILY/ INTERNAL MEDICINE		6			6
LRHS Southeastern University		4	2	33%	6
JOSEF SCHENKER, MD, PC		6			6
SANTOS REHABILITATION CENTER INC			6	100%	6
PANCARE HEALTH - ALTHA PUBLIC			6	100%	6
CVS AZ5026POCT MESA		6			6
BOCA VIPEDIATRICS			6	100%	6
CVS NATIONAL HARBOR MD2297714CV		6			6
LUMADOC HEALTH		4	2	33%	6
CAPE REGIONAL URGENT CARE		6			6
CVS MINUTE CLINIC DIAGNOSTIC MED GRP		6			6
MINUTECLINIC MINUTECLINIC #3665		6			6
PREMIER FAMILY HEALTH PA			6	100%	6
RHEA MEDICAL CENTER		6			6
CVS IL4778POCT EVANSTON		6			6
ELIAS KANAAN MD PA		6			6
RAPID MEDLAB (004MO)		5	1	17%	6
PRESBYTERIAN HOME		6			6
RIVER CITY PRIMARY AND URGENT CARE			6	100%	6
OCHSNER MEDICAL CENTER			6	100%	6
ST VINCENTS AMBULATORY CARE INC		3	3	50%	6



# COVID-19: testing by laboratory

Data through May 22, 2021 verified as of May 23, 2021 at 09:25 AM

Data in this report are provisional and subject to change.

The numbers in the table below represent the number of Florida and non-Florida residents for whom test results were received by the Department of Health. A person can be tested by more than one laboratory and can have both positive and negative results. **Therefore, the sum of the numbers in each column will be larger than the total number of people tested.**

Reporting lab	Inconclusive	Negative	Positive	Percent positive	Total
CLINICAL ASSOCIATES OF ORLANDO LLC		6			6
MEDNOW URGENT CARE		3	3	50%	6
CHILDREN'S HOSPITAL OF PHILADELPHIA		5	1	17%	6
AARK LABORATORY		6			6
PALM HARBOR DERMATOLOGY		4	2	33%	6
CVS NE8615POCT LINCOLN		5	1	17%	6
CVS AZ9290POCT PHOENIX		5	1	17%	6
CVS MA920POCT CLINTON		6			6
ASCENSION ST VINCENT'S CLAY COUNTY			6	100%	6
MEDEXPRESS URGENT CARE - VINELAND S MA		6			6
CVS NH6596POCT HAMPTON		6			6
CVS OH3393POCT AURORA		5	1	17%	6
MEDEXPRESS URGENT CARE - ELM GROVE		5	1	17%	6
CLINICAL CARE ASSOCIATES			6	100%	6
CVS NV2928POCT LAS VEGAS		6			6
CVS PA2688POCT COLLEGEVILLE		6			6
ANTHONY-BROWN PHARMACY		6			6
MINUTECLINIC DIAGNOSTIC OF PA LLC		6			6
GUTHRIE MEDICAL GROUP LABORATORIES		6			6
PLEASANTVILLE OF SEBASTIAN LLC			6	100%	6
DISCOVERY VILLAGE AT DEERWOOD			6	100%	6
MEDEXPRESS URGENT CARE - NORTH LITTLE		5	1	17%	6
TIMBER CREEK PEDIATRICS		6			6
Arbors at Marietta		6			6
MINUTECLINIC, DIAGNOSTIC OF TEXAS, LLC		6			6
LAKEVIEW TERRACE HOME HEALTH SERVICES LLC			6	100%	6
PALMETTO HEALTH ALLIANCE		3	3	50%	6
CVS MO5655POCT LIBERTY		3	3	50%	6
MINUTECLINIC DIAGNOSTIC OF OHIO #6139		6			6
XPRESS URGENT CARE LLC		6			6
MIZELL MEMORIAL HOSPITAL			6	100%	6
ABSOLUTE HEALTH		5	1	17%	6
Samuel S. Stratton VAMC		6			6
WALGREENS SARASOTA		5	1	17%	6
UNILAB OF DADE INC			6	100%	6
DELAWARE PUBLIC HEALTH LABORATORY		2	4	67%	6
CVS TX10140POCT THE WOODLANDS		5	1	17%	6
CURATIVE TEXAS			6	100%	6
Northwell Lab		2	4	67%	6
MINUTECLINIC LLC #5041		2	4	67%	6
AMERICAN MEDICAL RESPONSE - DENVER		3	3	50%	6
OURMED		5	1	17%	6
GIEBEIG FAMILY MEDICINE PA			6	100%	6
MINIUTECLINIC DIAG OF IND, LLC #6553		6			6
FLEET LANDING			6	100%	6
HEARTLAND HOME HEALTH CARE		6			6
PENN NURSING CENTER		6			6

# COVID-19: testing by laboratory

Data through May 22, 2021 verified as of May 23, 2021 at 09:25 AM

Data in this report are provisional and subject to change.

The numbers in the table below represent the number of Florida and non-Florida residents for whom test results were received by the Department of Health. A person can be tested by more than one laboratory and can have both positive and negative results. **Therefore, the sum of the numbers in each column will be larger than the total number of people tested.**

Reporting lab	Inconclusive	Negative	Positive	Percent positive	Total
ELITE MD GROUP INC		2	4	67%	6
UF HEALTH PATHOLOGY LABORATORIES			6	100%	6
TULLAHOMA HMA, LLC		5	1	17%	6
ST BARNABAS HOSPITAL		6			6
AEL KNOXVILLE			5	100%	5
CVS CA9858POCT SANTA CLARITA		4	1	20%	5
AMI ST FRANCIS HOSPITAL LABORATORY		4	1	20%	5
MIAMI CANCER INSTITUTE			5	100%	5
SPRINGHILL SENIOR RESIDENCE		5			5
AHF PUBLIC HEALTH LABORATORY			5	100%	5
OMNICARE PHARMACY OFTEXAS 1, LP DBA OMNICARE		5			5
MEDICAL CENTER ENTERPRISE		1	4	80%	5
LabCorp of America			5	100%	5
LIFEPLUS HEALTHCARE GROUP INC		5			5
LAKE MARY HEALTH AND REHABILITATION CENTER		1	4	80%	5
HEALTHCARE NETWORK OF SOUTHWEST FLORIDA			5	100%	5
FASTMED URGENT CARE			5	100%	5
WYOMING PUBLIC HEALTH LAB			5	100%	5
NORTHERN MICHIGAN UNIVERSITY ATHLETICS		5			5
MD NOW MEDICAL CENTER INC			5	100%	5
EASTCHESTER PEDIATRIC MEDICAL GROUP		5			5
TANNER MEDICAL CENTER LABORATORY		4	1	20%	5
MONROE COUNTY DEPT OF PUBLIC HEALTH ST		5			5
NORTHWOOD UNIVERSITY-BENNETT SPORTS CENTER		5			5
SOUTH FLORIDA RESEARCH ORGANIZATION			5	100%	5
MASSASHUSETTS STATE LAB INSTITUTE		2	3	60%	5
CVS MN663POCT APPLE VALLEY		4	1	20%	5
STEUBEN COUNTY PUBLIC HEALTH		5			5
APOLLO GARDENS RETIREMENT RESIDENCE CARE		5			5
THE DOCTORS CENTER HEALTHCARE-SOUTHSIDE		1	4	80%	5
MINUTECLINIC DIAG OF IND, LLC #6483		3	2	40%	5
NOVANT HEALTH UVA		2	3	60%	5
RURAL/METRO MIDSOUTH,		5			5
ARKANSAS DEPARTMENT OF HEALTH			5	100%	5
UNIVERSITY OF CHICAGO MEDICAL CENTER LAB			5	100%	5
NORTH DADE NURSING AND REHABILITATION CENTER			5	100%	5
FLORIDA CLINICAL LABORATORY - BIOREFERENCE LABORATORIES		2	3	60%	5
JOSEPH SCHENKER MD PC		5			5
DICKSON MEDICAL ASSOCIATES PC PATH LAB		4	1	20%	5
WHITE WILSON MEDICAL CENTER - FWB		1	4	80%	5
ENT AND ALLERGY ASSOCIATES OF FLORIDA, LLC			5	100%	5
CVS MA217POCT TEWKSBURY		4	1	20%	5
Hillspring of Springboro		5			5
BAPTIST HOSPITAL EMPLOYEE HEALTH OFF			5	100%	5
KEYSTONE REHABILITATION AND HEALTH CENTER		1	4	80%	5
NAVAL MEDICAL CENTER			5	100%	5
Brookcrest Nursing Home		5			5

# COVID-19: testing by laboratory

Data through May 22, 2021 verified as of May 23, 2021 at 09:25 AM

Data in this report are provisional and subject to change.

The numbers in the table below represent the number of Florida and non-Florida residents for whom test results were received by the Department of Health. A person can be tested by more than one laboratory and can have both positive and negative results. **Therefore, the sum of the numbers in each column will be larger than the total number of people tested.**

Reporting lab	Inconclusive	Negative	Positive	Percent positive	Total
WESTMINSTER SHORES			5	100%	5
CVS SC1540POCT MYRTLE BEACH		4	1	20%	5
CULLMAN REGIONAL MEDICAL CENTER		3	2	40%	5
LAKE COUNTY DETENTION CENTER		3	2	40%	5
MID FLORIDA HEALTH INC			5	100%	5
WILSON PEDIATRICS			5	100%	5
FELICIDAD MEDICAL CENTER INC			5	100%	5
SKYLINE UROLOGY		5			5
COMMUNITY HEALTH CENTERS INC			5	100%	5
ATLANTA PLUS URGENT CARE			5	100%	5
PEDIATRIC URGENT HEALTH CARE			5	100%	5
HAMILTON MEDICAL CENTER LABORATORY		3	2	40%	5
PHOEBE SUMTER MEDICAL CENTER LABORATORY		4	1	20%	5
PHYSICIANS IMMEDIATE CARE CHICAGO			5	100%	5
REELFOOT FAMILY WALK IN CLINIC		4	1	20%	5
HAWTHORNE HEALTH AND REHABILITATION			5	100%	5
SOUTHEAST GEORGIA PHYSICIAN ASSOCIATES		4	1	20%	5
ADVANCED HEART CARE OF SOUTH FLORIDA		5			5
Life Care Center of Estero			5	100%	5
EAST CENTRAL FLORIDA OUT PATIENT IMAGING			5	100%	5
FINLAY		1	4	80%	5
CVS OH6167POCT ASHLAND		5			5
CVS TX5877POCT PEARLAND		5			5
MIAMI MEDICAL CONSULTANT PA			5	100%	5
TMH PHYSICIAN PARTNERS SOUTHWOOD		1	4	80%	5
INNOVATIVE COVID-DIVERSEY			5	100%	5
PRECISION DIAGNOSTICS INC - NJ		5			5
MEDEXPRESS URGENT CARE - DANVILLE		5			5
JACKSON SOUTH COMMUNITY HOSPITAL LAB			5	100%	5
MEDICAL UNIVERSITY SC HOSPITAL			5	100%	5
LAKEVIEW HEALTHCARE SYSTEM LLC			5	100%	5
WELL HEALTH WORKS, LLC - THE GARDEN THEATER		5			5
SPRINGHILL MEMORIAL HOSPITAL		5			5
AKRON GENERAL MEDICAL CENTER MAIN		5			5
BIOTECH CLINICAL LABORATORY			5	100%	5
COVENANT COLLEGE HEALTH SERVICES		5			5
OLEAN GENERAL HOSPITAL		5			5
MEDEXPRESS URGENT CARE - BRIDGEVILLE		5			5
MEDEXPRESS URGENT CARE CHICOPEE		4	1	20%	5
FLORIDA PRIMARY & SPECIALTY CARE		5			5
GRADY MEMORIAL HOSPITAL/MICRO			5	100%	5
MEDEXPRESS URGENT CARE - RUNNEMEDE		3	2	40%	5
GET WELL EXPRESS URGENT CARE & WALK-IN CLINIC			5	100%	5
SJH			5	100%	5
CVS MA915POCT BEVERLY		3	2	40%	5
ENCOMPASS HEALTH REHABILITATION HOSPITAL OF NORTH		5			5
CHAMPLAIN VALLEY PHYSICIANS HOSPITAL		3	2	40%	5

# COVID-19: testing by laboratory

Data through May 22, 2021 verified as of May 23, 2021 at 09:25 AM

Data in this report are provisional and subject to change.

The numbers in the table below represent the number of Florida and non-Florida residents for whom test results were received by the Department of Health. A person can be tested by more than one laboratory and can have both positive and negative results. **Therefore, the sum of the numbers in each column will be larger than the total number of people tested.**

Reporting lab	Inconclusive	Negative	Positive	Percent positive	Total
CVS PA1657POCT YORK		4	1	20%	5
PATIENT FIRST			5	100%	5
CAPE COD HOSPITAL			5	100%	5
CLEVELAND CLINIC MARTIN HEALTH NURSING & RESTORATIVE		5			5
WINCHESTER MEDICAL CENTER			5	100%	5
CVS IL7017POCT BLOOMINGTON		5			5
CLINICAL LABORATORIES OF THE BUFFALO		4	1	20%	5
NORTH SHORE HEMATOLOGY-ONCOLOGY ASSOCIATES, PC		5			5
MINUTECLINIC DIAGNOSTIC MED GRP OF SAN		4	1	20%	5
MEDEXPRESS URGENT CARE - SOUTH PARKERSBURG		5			5
LOYOLA UNIVERSITY MEDICAL CENTER LABORATORY			5	100%	5
COLUMBIA MEMORIAL HOSPITAL LABORATORY		5			5
PHYSICIANS QUALITY CARE			5	100%	5
MONTCLAIR STATE UNIV/HLTH & WELLNESS		5			5
Rosedale Green		5			5
CVS CA9606POCT TEMECULA		5			5
LAFAYETTE NURSING AND REHAB			5	100%	5
MOUNT SINAI AVENTURA DIAGNOSTIC CENTER			5	100%	5
ST JOSEPHS BEHAVIORAL HEALTH CENTER			5	100%	5
FLORIDA HEALTH CARE PLANS STIRLING CENTER			5	100%	5
LABS PLUS LLC		5			5
KETTERING HEALTH			5	100%	5
PEDIATRICS OF CENTRAL FLORIDA – POINCIANA		3	2	40%	5
IMMERSION RESIDENTIAL LLC			5	100%	5
Katherine Luther Residential Healthcare		5			5
WEST PACIFIC MEDICAL LABORATORY			5	100%	5
BLUETAIL MEDICAL GROUP, LLC		4	1	20%	5
URGENT TEAM MANAGEMENT OF TENNESSEE, L		4	1	20%	5
ST LUCIE COUNTY HEALTH DEPARTMENT		4	1	20%	5
COOPER HOSPITAL/UNIVERSITY MEDICAL		5			5
EDITH NOURSE ROGERS MEMORIAL VAMC		5			5
HELIX URGENT CARE			5	100%	5
INDIAN RIVER PRIMARY CARE PA		5			5
CVS NV408817POCT LAS VEGAS		1	4	80%	5
Home Health Care Clinic		4	1	20%	5
CVS MINUTE CLINIC		1	4	80%	5
MEDEXPRESS URGENT CARE - BECKLEY CROSS		4	1	20%	5
FLORIDA PRIMARY CARE AND SPORTS MEDICINE INC		2	3	60%	5
MEDEXPRESS URGENT CARE- ALLISON PARK		3	2	40%	5
VA West Los Angeles Medical Center		5			5
CVS SC2269POCT COLUMBIA		4	1	20%	5
UNC HOSPITAL/MCLENDON CLINICAL LABORATORIES			5	100%	5
LIVING WATERS MEDICAL CENTER			5	100%	5
MEMORIAL HEALTHCARE SYSTEM		1	4	80%	5
PORT ORANGE NURSING & REHAB			5	100%	5
CVS NC7548POCT FUQUAY VARINA		4	1	20%	5
INTERNAL MEDICINE & PRIMARY CARE ASSOCIATES, PLC			5	100%	5

# COVID-19: testing by laboratory

Data through May 22, 2021 verified as of May 23, 2021 at 09:25 AM

Data in this report are provisional and subject to change.

The numbers in the table below represent the number of Florida and non-Florida residents for whom test results were received by the Department of Health. A person can be tested by more than one laboratory and can have both positive and negative results. **Therefore, the sum of the numbers in each column will be larger than the total number of people tested.**

Reporting lab	Inconclusive	Negative	Positive	Percent positive	Total
CVS AZ7841POCT TUCSON		5			5
FLAGLER HEALTH SERVICES INC			5	100%	5
SCIENCE CARE			5	100%	5
OPTUMCARE FLORIDA, LLC		3	2	40%	5
UNIVERSITY OF MIAMI / SCCC RESEARCH LABORATORY			5	100%	5
MD ANDERSON CANCER CENTER DI BAY AREA			5	100%	5
MIDDLETON PEDIATRICS			5	100%	5
MINUTECLINIC, LLC #5707		5			5
UNIVERISTY OF MEMPHIS ATHLETIC TRAINI		5			5
DIAGNOSTECHS		4	1	20%	5
MINUTECLINIC DIAGNOSTIC OF MICHIGAN, P		5			5
RUSSELL SAGE COLLEGE WELLNESS CENTER		5			5
WELLMED AT SOUTH STUART		4	1	20%	5
MINUTECLINIC DIAGNOSTIC OF PENNSYLVANIA, LLD #1545		5			5
FARRIOR FACIAL PLASTIC SURGERY		5			5
ELITE CARE			5	100%	5
Kroger 099 - The Little Clinic Fort Collins		5			5
PREMIER MEDICAL LABORATORY	1	2	2	40%	5
AHC Decatur County		5			5
PEDIATRICS OF ALTAMONTE		5			5
PREMIER PEDIATRICS		1	4	80%	5
CLINICAL PATHOLOGY LABORATORIES			5	100%	5
MASSENA HOSPITAL LABORATORY		5			5
SOUTH BEND MEDICAL FOUNDATION			5	100%	5
EGL GENETICS DIAGNOSTICS			5	100%	5
Crowne Health Care of Montgomery		5			5
COPELAND MEDICAL CLINIC		3	2	40%	5
CVS PA258POCT MCKEES ROCKS		5			5
CAREMOUNT MEDICAL PC - BEDFORD URGENT		5			5
STVHCS - Dental Outpatient Clinic		5			5
JOE DIMAGGIO CHILDREN'S HOSPITAL		1	4	80%	5
BEACH HOUSE		5			5
CVS MO4850POCT SPRINGFIELD		5			5
IVY CREEK URGENT CARE OF ENTERPRISE			5	100%	5
LIFEGUARD AMBULANCE SERVICE LLC - BAY COUNTY			5	100%	5
WILLOW CREEK RETIREMENT CENTER		5			5
MINUTECLINIC DIAGNOSTIC OF PENNSYLVAN		4	1	20%	5
AMAVIDA		5			5
FRESENIUS KIDNEY CARE SOUTH ORLANDO			5	100%	5
ST JOHNS BIOMEDICAL LAB		5			5
UCF STUDENT HEALTH SERVICES LABORATORY		2	3	60%	5
VA Ann Arbor HCS		4	1	20%	5
CYPRESS CREEK MEDICAL CENTER			5	100%	5
ADVENTHEALTH MEDICAL GROUP COMMUNITY MEDICINE		4	1	20%	5
MONTEFIORE MEDICAL CENTER LABS MONTEFIORE		4	1	20%	5
FAMILY TREE DNA			5	100%	5
SOUTH FLORIDA FAMILY HEALTH & RESEARCH CTR			5	100%	5



# COVID-19: testing by laboratory

Data through May 22, 2021 verified as of May 23, 2021 at 09:25 AM

Data in this report are provisional and subject to change.

The numbers in the table below represent the number of Florida and non-Florida residents for whom test results were received by the Department of Health. A person can be tested by more than one laboratory and can have both positive and negative results. **Therefore, the sum of the numbers in each column will be larger than the total number of people tested.**

Reporting lab	Inconclusive	Negative	Positive	Percent positive	Total
PM PEDIATRICS OF SELDEN		3	2	40%	5
WALGREENS# 00323		5			5
LEVY COUNTY DEPT. OF PUBLIC SAFETY		2	3	60%	5
PHYSICIANS IMMEDIATE CARE ELGIN			5	100%	5
VIDANT MEDICAL CENTER			5	100%	5
TAVARES VA COMMUNITY OUTPATIENT CLINIC		4	1	20%	5
MINUTE CLINIC DIAGNOSTIC OF KANSAS PA		5			5
MEDEXPRESS URGENT CARE MARTINSBURG		3	2	40%	5
SOLLIS HEALTH			5	100%	5
AUGUSTA HEALTH			5	100%	5
MINUTECLINIC DIAGNOSTIC OF OHIO #5060		4	1	20%	5
BAPTIST HEALTH - TOWN CENTER			5	100%	5
VA SALT LAKE CITY HCS		5			5
BROOME COUNTY HEALTH DEPARTMENT		4	1	20%	5
INVERNESS FAMILY CARE HIGH RISK PLLC			5	100%	5
MID - FLORIDA PATHOLOGY LLC		1	4	80%	5
SIENA COLLEGE SPORTS MEDICINE CENTER		5			5
FOUNDCARE, INC			5	100%	5
CVS AZ10150POCT PHOENIX		4	1	20%	5
SUTTER TRACY COMMUNITY HOSPITAL			5	100%	5
ADVENTHEALTH MEDICAL GROUP PEDIATRICS AT APOPKA		5			5
Walker BaptistMedCtr		4	1	20%	5
THONOTOSASSA COMMUNITY HEALTH CENTER		1	4	80%	5
ALLIANCE FOR MULTISPECIALTY RESEARCH		5			5
CVS OH6149POCT UPPER ARLINGTON		2	3	60%	5
CARENOW URGENT CARE - CENTRAL AUSTIN		1	4	80%	5
BOROPARK URGENT CARE		4	1	20%	5
ACCESS 365 URGENT CARE LLC		3	2	40%	5
NEW YORK STATE DEPARTMENT OF HEALTH			5	100%	5
MEDEXPRESS URGENT CARE-VINLAND SOUTH		4	1	20%	5
RELIANT IMMUNE DIAGNOSTICS			5	100%	5
THE CLINIC OF PEDIATRICS & GI MEDICINE, INC			5	100%	5
TANNER MEDICAL CENTER EAST AL		5			5
HUNT CLUB MEDICAL CARE			5	100%	5
MINUTE CLINIC DIAGNOSTIC OF VIRGINIA, LLC #6292		4	1	20%	5
ALPHADERA LABS, LLC			5	100%	5
MINNESOTA DEPARTMENT OF HEALTH PUBLIC HEALTH LABORATORY DIVISION	1		4	80%	5
Wynfield Park Health and Rehabilitation		5			5
PINECREST PEDIATRICS GROUP LLC			5	100%	5
MEDEXPRESS URGENT CARE, MILLCREEK		5			5
FLORIDA HOSPITAL LAKE MARY		5			5
BRIGHAM AND WOMEN'S HOSPITAL		1	4	80%	5
PRECISION LABS LLC		2	3	60%	5
SEASIDE MANOR			5	100%	5
URGENT MED INC		3	2	40%	5
VIBRA HEALTH LABORATORY			5	100%	5
CARENOW URGENT CARE - WINTER SPRINGS		4	1	20%	5

# COVID-19: testing by laboratory

Data through May 22, 2021 verified as of May 23, 2021 at 09:25 AM

Data in this report are provisional and subject to change.

The numbers in the table below represent the number of Florida and non-Florida residents for whom test results were received by the Department of Health. A person can be tested by more than one laboratory and can have both positive and negative results. **Therefore, the sum of the numbers in each column will be larger than the total number of people tested.**

Reporting lab	Inconclusive	Negative	Positive	Percent positive	Total
MEDEXPRESS URGENT CARE HUNTINGTON		5			5
MINUTECLINIC DIAGNOSTIC MED GRP OF ORA		4	1	20%	5
WOODHULL MEDICAL AND MENTAL HEALTH CTR		5			5
PIEDMONT HOSPITAL LAB			5	100%	5
THE UNIVERSITY OF VERMONT MEDICAL CENTER		4	1	20%	5
WASHINGTON STATE DEPARTMENT OF HEALTH PUBLIC HEALTH LABORATORIES			5	100%	5
QUEST DIAGNOSTICS PSC		1	4	80%	5
ADVENTHEALTH MEDICAL GROUP PEDIATRICS		2	3	60%	5
AFFINITY URGENT CARE			5	100%	5
DAVENPORT PEDIATRICS PA		1	4	80%	5
SAFETY HARBOR SENIOR LIVING			5	100%	5
ATLANTIC SURGERY CENTER OF JACKSONVILLE BEACH		5			5
Arbors at Stow		5			5
CELERION			5	100%	5
Kroger 449 - The Little Clinic Mountain Park		4	1	20%	5
THE DOCTOR'S OFFICE OF WEST CALDWELL		5			5
GENTLE HANDS MOBILE PHLEBOTOMY			5	100%	5
MEDHELP PELHAM		5			5
BROOKDALE NEW PORT RICHEY			5	100%	5
Oceanside Health & Rehabilitation Center		5			5
BUEN PASTOR MEDICAL CENTER, INC			5	100%	5
URGENT CARE OF ERWIN		5			5
WASHINGTON COLLEGE HEALTH SERVICES		5			5
MARION COUNTY FIRE RESCUE		3	2	40%	5
SMOKY MOUNTAIN URGENT CARE AND FAMILY MEDICINE CENTER			5	100%	5
MORGAN STANLEY HEALTH CENTER		5			5
REGIONAL MEDICAL CENTER BAYONET POINT			5	100%	5
GULF COAST VETERANS HCS PANAMA CITY OPC		5			5
NYC PUBLIC HEALTH LABS			5	100%	5
RAS MEDICAL SOLUTIONS, LLC		4	1	20%	5
QUINTON MEMORIAL HEALTH CARE CENTER		5			5
REHABILITATION CENTER AT JUPITER GARDENS		5			5
MINUTECLINIC, LLC #7139		5			5
CVS PA1193POCT JENKINTOWN		5			5
CITRUS HEALTH NETWORK INC		2	3	60%	5
FLORIDA DEPARTMENT OF HEALTH - INVERNESS		3	2	40%	5
MEDEXPRESS URGENT CARE-BLOOMFIELD AVEN		4	1	20%	5
XRL SXF REF LAB		5			5
LPG PEDIATRICS AT CAPE CORAL		5			5
CAREHERE LCS- EUSTIS			5	100%	5
MEDEXPRESS URGENT CARE LAVALE		5			5
MEDEXPRESS URGENT CARE FOX CHAPEL		5			5
BOND & STEELE CLINIC PA D/B/A BOND CLINIC PA		5			5
UNIVERSITY OF WASHINGTON MEDICAL CENTER (UWMC) EMERGENCY DEPT.			5	100%	5
KINGSTON RESIDENCE OF MARION		5			5
HELIX DIAGNOSTIX		2	3	60%	5
PRL NYC PANDEMIC RESPONSE LAB			5	100%	5

# COVID-19: testing by laboratory

Data through May 22, 2021 verified as of May 23, 2021 at 09:25 AM

Data in this report are provisional and subject to change.

The numbers in the table below represent the number of Florida and non-Florida residents for whom test results were received by the Department of Health. A person can be tested by more than one laboratory and can have both positive and negative results. **Therefore, the sum of the numbers in each column will be larger than the total number of people tested.**

Reporting lab	Inconclusive	Negative	Positive	Percent positive	Total
CARE CENTER OF LAKE PLACID		1	4	80%	5
CFP PHYSICIANS GROUP			5	100%	5
PATIENT FIRST - LEESBURG			5	100%	5
ADVANCED PEDIATRICS OF BOCA LLC			5	100%	5
MINUTECLINIC DIAG OF IND, LLC #5369		4	1	20%	5
GOOD SAMARITAN HOSPITAL		3	2	40%	5
INFECTION CONTROL/ EMPHEALTH		3	2	40%	5
FALLSBURG CHAI		5			5
URGENT CARE COASTAL GA			5	100%	5
COMMONS AT ORLANDO LUTHERAN TOWERS SNF			5	100%	5
VA PRIMARY CARE ANNEX			5	100%	5
MEDEXPRESS URGENT CARE - WALDORF, CRAIN HWY		5			5
VEIL VALLEY MEDICAL CENTER			5	100%	5
JOHN T MACKAY MD			5	100%	5
MEDEXPRESS URGENT CARE - WEST ST PAUL, ROBERT ST S		4	1	20%	5
WOMACK ARMY MEDICAL CENTER			5	100%	5
CVS IN6757POCT COLUMBUS		5			5
CVS IL8753POCT CHICAGO		5			5
CVS NC2749POCT CONCORD		5			5
IMA MEDICAL CENTER OF WEST TAMPA		2	3	60%	5
ELDER ALTERNATIVES INC		3	2	40%	5
MEDEXPRESS URGENT CARE - MOUNTAIN HOME		4	1	20%	5
OCCMED SOLUTIONS		2	3	60%	5
PINES HEALTH MART PHARMACY		5			5
FASTCARE LLC			5	100%	5
CLINICAL CARE INC			5	100%	5
MINUTECLINIC LLC #3351			5	100%	5
LABCORP UNSPECIFIED		5			5
MEDEXPRESS URGENT CARE- COLUMBIA HEIGH		5			5
FRESENIUS MEDICAL CARE			5	100%	5
Georgiana Health and Rehabilitation, LLC		5			5
SOUTH FLORIDA URGENT CARE CENTERS, LLC			5	100%	5
L3HARRIS FAMILY MEDICAL CENTER		1	4	80%	5
MINUTECLINIC DIAGNOSTIC PA #3344		5			5
JUPITER ISLAND MEDICAL CLINIC INC		5			5
FRANCES WARDE MEDICAL LABORATORY		2	3	60%	5
911 URGENT CARE & SURGERY CENTER		5			5
Birchaven		5			5
MEDICAL CENTER OF BLOUNTSTOWN			5	100%	5
WATERTOWN URGENT CARE PLLC		5			5
RIO PINAR HEALTH CARE			5	100%	5
BAYSHORE LABORATORY		4	1	20%	5
MEDEXPRESS URGENT CARE - ANDERSON		5			5
EAST BANK HOSPITAL - UNIVERSITY OF MINNESOTA MEDICAL CENTER			5	100%	5
CVS TX7156POCT RICHARDSON		5			5
FORSYTH HOUSE			5	100%	5
THE RETREAT AT PORT ORANGE			5	100%	5

# COVID-19: testing by laboratory

Data through May 22, 2021 verified as of May 23, 2021 at 09:25 AM

Data in this report are provisional and subject to change.

The numbers in the table below represent the number of Florida and non-Florida residents for whom test results were received by the Department of Health. A person can be tested by more than one laboratory and can have both positive and negative results. **Therefore, the sum of the numbers in each column will be larger than the total number of people tested.**

Reporting lab	Inconclusive	Negative	Positive	Percent positive	Total
DEPARTMENT OF PATHOLOGY ROME MEMORIAL		3	2	40%	5
NATURE COAST PRIMARY CARE LAB LLC		1	4	80%	5
METHODIST HEALTHCARE - MEMPHIS HOSP		4			4
BIOTEST PLASMA CENTER		4			4
PATHOLOGY REFERENCE LAB LLC			4	100%	4
CVS M08555POCT KANSAS CITY		4			4
MEDEXPRESS URGENT CARE - O'FALLON		4			4
MOBILE URGENT CARE			4	100%	4
HACKENSACK MERIDIAN URGENT CARE, PC		4			4
CVS OH4499POCT LYNDHURST		2	2	50%	4
MINNESOTA DEPARTMENT OF HEALTH LABORATORY	1		3	75%	4
COMMUNITY PHYSICIANS OF NORTH PORT PA			4	100%	4
COVENIENT CARE MEDICAL CLINIC			4	100%	4
PROMPT CARE OF CENTRAL FLORIDA LLC		1	3	75%	4
Westminster Manor		3	1	25%	4
LABQ CLINICAL DIAGNOSTICS		4			4
OMNICARE PHARMACY OF TEXAS 1		4			4
GREEN BAY BLIZZARD OFFICE		4			4
CVS IN6555POCT BROWNSBURG		4			4
WHITE EARTH IHS MAIN LAB		4			4
WE CARE - CARNIVAL CRUISELINE		4			4
PALM BEACH CANCER INSTITUTE			4	100%	4
MD NOW URGENT CARE - DELRAY WEST			4	100%	4
EMERALD TRACE		4			4
University Plaza Rehabilitation and Nursing			4	100%	4
CVS CA9485POCT MISSION VIEJO		4			4
HARBORCHASE OF VILLAGES CROSSING			4	100%	4
Bethany Health and Rehab		4			4
Kroger 752 - The Little Clinic Central Station		3	1	25%	4
FAMILY MEDICINE AT WATERMAN		4			4
MEDEXPRESS URGENT CARE-ARLINGTON		3	1	25%	4
MOUNT SINAI MEDICAL CENTER HIALEAH			4	100%	4
CVS TX3292POCT WYLIE		4			4
STANFORD HEALTH CARE ANATOMIC PATHOLOGY & CLINICAL LAB			4	100%	4
A PATTERN MEDICAL CLINIC		4			4
HARBOUR ISLAND PEDIATRICS LLC			4	100%	4
RAJ K PAI MD PA			4	100%	4
SOUTHWESTERN REGIONAL MEDICAL CENTER - TULSA		4			4
H/L of WEst Ashley Rhability and Nursing Center		4			4
Central Alabama Veterans HCS - West Campus		4			4
UNION CITY MANOR NURSING CENTER		4			4
FLORENCE - HUNTSVILLE HOSPITAL URGENT CARE		3	1	25%	4
FLORIDA HEART AND VASCULAR			4	100%	4
MEDEXPRESS URGENT CARE - WESTFIELD, E MAIN ST		3	1	25%	4
CVS MA2297677CV BOSTON		4			4
ANY LAB TEST FAST CORP		3	1	25%	4
MEDFIRST URGENT CARE			4	100%	4

# COVID-19: testing by laboratory

Data through May 22, 2021 verified as of May 23, 2021 at 09:25 AM

Data in this report are provisional and subject to change.

The numbers in the table below represent the number of Florida and non-Florida residents for whom test results were received by the Department of Health. A person can be tested by more than one laboratory and can have both positive and negative results. **Therefore, the sum of the numbers in each column will be larger than the total number of people tested.**

Reporting lab	Inconclusive	Negative	Positive	Percent positive	Total
TARPON SPRINGS PEDIATRICS, LLC			4	100%	4
UNIVERSITY OF MARYLAND MEDICAL CENTER			4	100%	4
AURORA BAYCARE UROLOGY			4	100%	4
STONE CLINICAL LABORATORIES OF FL LLC		4			4
BAYCARE LABORATORIES		2	2	50%	4
MINUTECLINIC DIAGNOSTIC OF VIRGINIA, LLC #392		4			4
MOBIL LAB FOR ALL INC		4			4
DTR LABS		3	1	25%	4
COLONIAL MEDICAL CENTER-EAST ORLANDO			4	100%	4
MINUTECLINIC DIAG OF IND LLC #1367		4			4
MEDEXPRESS URGENT CARE, HANOVER		3	1	25%	4
SOUTH BAY CORRECTIONAL FACILITY			4	100%	4
OHIO CVS STORES		3	1	25%	4
QUEST DIAGNOSTICS INCORPORATED	1		3	75%	4
COMMUNITY HEALTH CENTER OF WEST PALM BEACH			4	100%	4
LATCHER LABORATORY OF A O FOX MEMORIAL		2	2	50%	4
PM PEDIATRICS OF SELDEN PLLC		4			4
CVS MA2125POCT NATICK		3	1	25%	4
ENCOMPASS HOME HEALTH		4			4
Good Samaritan Society - Fairfield Glade		4			4
Crowne Health Care of Greenville		4			4
PDL PHARMACY CORP			4	100%	4
UNIVERSITY OF MIAMI HOSPITALS & CLINIC			4	100%	4
Loretto Health and Rehabilitation Center		4			4
RELIANT ACUTE CARE			4	100%	4
CRISP REGIONAL HOSPITAL		4			4
CAREWELL URGENT CARE			4	100%	4
CVS MA1238POCT MEDFIELD		3	1	25%	4
LOUISIANA DEPT. OF HEALTH AND HOSPITALS-INFECTIOUS DISEASE EPI SECTION			4	100%	4
BE WELL PHARMACY		4			4
SIMEDHEALTH, LLC		2	2	50%	4
Kroger 959 - The Little Clinic Carmel		4			4
CVS NE2741POCT LA VISTA		4			4
MEDAC AT PORTERS NECK			4	100%	4
SINAI POST ACUTE NURSING AND REHAB CE		4			4
AFC URGENT CARE GUNBARREL			4	100%	4
PEACEHEALTH LABORATORIES		3	1	25%	4
CVS PA10825POCT PLYMOUTH MEETING		4			4
CRESTAR LABS		2	2	50%	4
CELEBRATION PEDIATRICS			4	100%	4
DEBORAH HEART AND LUNG CENTER		4			4
WELLSTREET - PONCE DE LEON		4			4
MEDEXPRESS URGENT CARE - LITTLE ROCK		3	1	25%	4
LB Broen Home		4			4
MEDEXPRESS URGENT CARE- FORT WORTH N T		4			4
CVS AZ7855POCT TUCSON		3	1	25%	4
MERCY HOSPITAL			4	100%	4



# COVID-19: testing by laboratory

Data through May 22, 2021 verified as of May 23, 2021 at 09:25 AM

Data in this report are provisional and subject to change.

The numbers in the table below represent the number of Florida and non-Florida residents for whom test results were received by the Department of Health. A person can be tested by more than one laboratory and can have both positive and negative results. **Therefore, the sum of the numbers in each column will be larger than the total number of people tested.**

Reporting lab	Inconclusive	Negative	Positive	Percent positive	Total
CVS CA9497POCT IRVINE		4			4
CVS MN6811POCT PLYMOUTH		4			4
Waycross Health and Rehabilitation		4			4
CVS NC4169POCT FAYETTEVILLE		4			4
TUFTS MEDICAL CENTER		1	3	75%	4
PORT ORANGE PEDIATRICS PA			4	100%	4
GILCHRIST COUNTY HEALTH DEPT			4	100%	4
OHIO HEALTH DOCTORS HOSPITAL			4	100%	4
CVS TN7144POCT BARTLETT		4			4
Biopharmaceutics Laboratory Section		4			4
CVS CA8861POCT BUENA PARK		4			4
WELLSTREET BUCKHEAD SOUTH		3	1	25%	4
WILLIAM A HINTON STATE LABORATORY INSTITUTE		1	3	75%	4
PREMIER PEDIATRICS LLC			4	100%	4
TRUE HEALTH- HOFFNER		3	1	25%	4
MEDEXPRESS URGENT CARE - FORT SMITH		4			4
DEPARTMENT OF HEALTH AND ENVIRONMENTAL CONTROL			4	100%	4
LAKE MARY PEDIATRICS			4	100%	4
NEULIFE NEUROLOGICAL SERVICES LLC			4	100%	4
INTERNAL MEDICINE & PEDIATRICS WELLNESS CENTER		1	3	75%	4
ACCENT PHYSICIAN SPECIALISTS PA		4			4
DOCTORS CARE - AIKEN MALL			4	100%	4
CVS CT288POCT BRISTOL		3	1	25%	4
REHABILITATION CENTER OF WINTER PARK,THE			4	100%	4
CONSOLIDATED LABORATORY SERVICES			4	100%	4
MEDEXPRESS URGENT CARE-SELINGSGROVE		3	1	25%	4
ACCESS RECOVERY SOLUTIONS LLC			4	100%	4
STEAMBOAT EMERGENCY CENTER			4	100%	4
CVS PA4000POCT INDIANA		4			4
TOTAL RENAL LAB		3	1	25%	4
Overton Brooks VAMC		4			4
COVANCE CLS			4	100%	4
COOK HOSPITAL AND CARE CENTER		3	1	25%	4
MEDEXPRESS URGENT CARE-CHIPPEWA		3	1	25%	4
CHAMBREL AT PINECASTLE		3	1	25%	4
BELLIN HEALTH LAB		1	3	75%	4
NAVAL HOSPITAL CAMP PENDLETON			4	100%	4
15 TO KNOW			4	100%	4
CVS MI8091POCT FRASER		3	1	25%	4
FCHC (OB)-DARWIN SQUARE CTR.			4	100%	4
CVS OH4300POCT STRONGSVILLE		4			4
MEDEXPRESS URGENT CARE - TULSA, S YALE AVE		4			4
SOUTHEASTERN REGIONAL MEDICAL CENTER			4	100%	4
MAYO CLINIC BEACHES PRIMARY CARE CTR		3	1	25%	4
URGENT CARE OF THE SMOKIES			4	100%	4
RENE F CEDENO DMD PA		4			4
UNIVERSITY OF MIAMI STUDENT HEALTH SERVICE			4	100%	4

# COVID-19: testing by laboratory

Data through May 22, 2021 verified as of May 23, 2021 at 09:25 AM

Data in this report are provisional and subject to change.

The numbers in the table below represent the number of Florida and non-Florida residents for whom test results were received by the Department of Health. A person can be tested by more than one laboratory and can have both positive and negative results. **Therefore, the sum of the numbers in each column will be larger than the total number of people tested.**

Reporting lab	Inconclusive	Negative	Positive	Percent positive	Total
Sears Coastal Nursing and Rehab		4			4
MEDEXPRESS URGENT CARE NORWIN		4			4
GENUS DIAGNOSTICS			4	100%	4
CORTLAND REGIONAL MEDICAL CENTER		4			4
DACH MAIN LAB			4	100%	4
CARE ATC ARLINGTON CENTRAL PARK		4			4
REFUGE A HEALING PLACE, THE			4	100%	4
NHC HealthCare, Cookeville		4			4
ST JOHN'S RIVERSIDE HOSPITAL		3	1	25%	4
CVS NJ1927POCT GREEN BROOK		4			4
DOUGLASVILLE NURSING AND REHABILITATIO		4			4
BARRANCO CLINIC PA, THE	1	3			4
BAYLOR ESOTERIC AND MOLECULAR LAB			4	100%	4
ARCPPOINT LABS OF ALTAMONTE SPRINGS		2	2	50%	4
FLORIDA HOSPITAL ALTAMONTE		2	2	50%	4
FLORIDA HOSPITAL PHYSICIANS GROUP		1	3	75%	4
Millennium Nursing & Rehab Center		4			4
INTERMARKET FACILITY			4	100%	4
HELIX BIOMEDICS LLC			4	100%	4
INDUSTRY LAB DIAGNOSTIC PARTNERS			4	100%	4
LIFE CARE HOME HEALTH SERVICES LLC		1	3	75%	4
MEDEXPRESS URGENT CARE - CEDAR KNOLLS		3	1	25%	4
OPP HEALTH AND REHABILITATION		4			4
SOMA MEDICAL CENTER P.A. #4			4	100%	4
SOUTHLAND SUITES OF LAKELAND			4	100%	4
CVS OH2381POCT LEWIS CENTER		4			4
CVS HEALTH, #5962		4			4
ELIZABETH CITY HEALTH & REHABILITATION		4			4
LIVINGSTON COUNTY DEPT OF HEALTH REPRO			4	100%	4
LAKE FOREST PARK OP CO LLC		4			4
VITAL CARE URGENT CARE			4	100%	4
ENGLE CENTER FOR HEALTH SERVICES		4			4
MIAMI COMMUNITY HEALTH CENTER INC		1	3	75%	4
LUVERNE HEALTH AND REHABILITATION		4			4
WALGREENS #07034		4			4
GUTHRIE MEDICAL GROUP - CORNING		3	1	25%	4
INTRACOASTAL LABS INC		4			4
MEDEXPRESS URGENT CARE - TEAYS VALLEY		3	1	25%	4
SOUTHERN SURGICAL ARTS		4			4
ST. LUKE'S HOSPITAL - BETHLEHEM CAMPUS		1	3	75%	4
HEARTLAND - CHARLESTON OF HANAHAN SC,		4			4
FLORIDA DEPARTMENT OF HEALTH (FDOH)		2	2	50%	4
UMMC MIDTOWN CAMPUS			4	100%	4
EAST TENNESSEE CHILDREN'S HOSPITAL		3	1	25%	4
BRENTWOOD SENIOR LIVING AT ST PETE			4	100%	4
PRIMECARE		2	2	50%	4
MARK HOANG MD PA			4	100%	4

# COVID-19: testing by laboratory

Data through May 22, 2021 verified as of May 23, 2021 at 09:25 AM

Data in this report are provisional and subject to change.

The numbers in the table below represent the number of Florida and non-Florida residents for whom test results were received by the Department of Health. A person can be tested by more than one laboratory and can have both positive and negative results. **Therefore, the sum of the numbers in each column will be larger than the total number of people tested.**

Reporting lab	Inconclusive	Negative	Positive	Percent positive	Total
AFTER HOURS PEDS			4	100%	4
CAPTAIN JAMES A. LOVELL FEDERAL HEALTHCARE CENTER			4	100%	4
JUPITER INTERNAL MEDICINE AND ASSOCIATES			4	100%	4
Heartland of Boynton Beach			4	100%	4
HAWAII DEPARTMENT OF HEALTH			4	100%	4
RINGLING HEALTH CENTER		3	1	25%	4
MEDEXPRESS URGENT CARE - MARKHAM STREE		3	1	25%	4
IMA MEDICAL CENTER OF OVIEDO			4	100%	4
AIREVAC INTERNATIONAL		4			4
PM PEDIATRICS OF BAYSIDE, PLLC - MANHASSET		4			4
State Lab Unspecifd			4	100%	4
Harbor House		4			4
ASCENDI HOME HEALTH AGENCY INC			4	100%	4
CVS MO10151POCT SPRINGFIELD		3	1	25%	4
POINTE MEDICAL SERVICES INC		2	2	50%	4
John L. McClellan Memorial Veterans Hospital		4			4
CVS CT692POCT NORTH HAVEN		4			4
MEDEXPRESS URGENT CARE - NUTLEY		4			4
SunTerrace Health Care Center		3	1	25%	4
BASCOM PALMER EYE INSTITUTE			4	100%	4
HILLVIEW LABORATORY			4	100%	4
WESLEY CHAPEL INTERNAL MEDICINE AND PEDIATRICS			4	100%	4
ASCENSION ST VINCENT'S MEDICAL CENTER		3	1	25%	4
MEDICINE SHOPPE #1306 THE		3	1	25%	4
MEDICAL ASSOCIATES OF BREVARD LLC		3	1	25%	4
EXTENDICARE HEALTH & REHAB CENTER		4			4
DYNACARE LABORATORIES			4	100%	4
KAISER PERMANENTE REGIONAL LAB		4			4
SACRED HEART HEALTH SYSTEMS INC			4	100%	4
JOHNNIE RUTH CLARKE LAB			4	100%	4
NDX-CORE LAB			4	100%	4
HEALTHQUEST, INC		3	1	25%	4
SIGNATURE CARE MONTROSE		2	2	50%	4
Lakeview Village		4			4
MYKIDZMD PEDIATRICS PLLC		4			4
Kennedy University Hospital -Wash Twp L		4			4
CHILDREN'S HEALTHCARE OF ATLANTA AT EG		4			4
SOUTH FLORIDA PEDIATRIC PARTNERS			4	100%	4
Marian Manor, Inc		4			4
Bon Secours Community Hospital Lab		4			4
INFINITI LABS INC			4	100%	4
PILGRIM PHARMACY INC		4			4
UNIVERSITY OF MICHIGAN		2	2	50%	4
TOTAL FAMILY CARE		4			4
WALGREENS #04311		4			4
1ST CHOICE URGENT CARE CENTER LLC		3	1	25%	4
Health Care Center of Jacksonville			4	100%	4

# COVID-19: testing by laboratory

Data through May 22, 2021 verified as of May 23, 2021 at 09:25 AM

Data in this report are provisional and subject to change.

The numbers in the table below represent the number of Florida and non-Florida residents for whom test results were received by the Department of Health. A person can be tested by more than one laboratory and can have both positive and negative results. **Therefore, the sum of the numbers in each column will be larger than the total number of people tested.**

Reporting lab	Inconclusive	Negative	Positive	Percent positive	Total
OKLAHOMA STATE UNIVERSITY DIAGNOSTIC LAB			4	100%	4
James A. Lovell Federal Health Care Center		4			4
SINAI PLAZA NURSING AND REHAB CENTER			4	100%	4
URGENT CARE - OCONEE		2	2	50%	4
MEDEXPRESS URGENT CARE - CINNAMINSON		3	1	25%	4
Kroger 895 - The Little Clinic Green Hills		4			4
CVS MA1121POCT WESTFORD		4			4
VA Boston HCS-West Roxbury Division		3	1	25%	4
BUCKINGHAM PLACE ALF		4			4
MEDEXPRESS URGENT CARE - SOMERSET TOWNSHIP		4			4
CONSULATE HEATH CARE AT WEST ALTAMONTE			4	100%	4
BETHPAGE MEDICAL PLLC		4			4
LEESBURG REGIONAL MEDICAL CENTER URGENT CARE			4	100%	4
CVS OH6164POCT DELAWARE		4			4
ACHN CLINIC			4	100%	4
CVS IL3163POCT OAK PARK		4			4
MEDRITE MEDICAL CARE PC		4			4
SUMMIT CLINICAL LABORATORIES LLC			4	100%	4
BAPTIST HEALTH MEDICAL CENTER			4	100%	4
BETTERMED URGENT CARE			4	100%	4
Kroger 124 - The Little Clinic University		3	1	25%	4
ST PETE DIRECT PRIMARY CARE		2	2	50%	4
APOPKA FAMILY HEALTH CENTER		3	1	25%	4
AHC of Mckenzie		4			4
CLINICAL CARE CENTER, INC			4	100%	4
OPTUM FLORIDA		3	1	25%	4
MPG JACKSONVILLE ATLANTIC BLVD		1	3	75%	4
CVS TX7675POCT RED OAK		2	2	50%	4
CVS NV8784POCT LAS VEGAS		3	1	25%	4
MEDEXPRESS URGENT CARE, FAIRMONT		4			4
MEDEXPRESS URGENT CARE - WEXFORD		4			4
CORIZON HEALTH INC			4	100%	4
OCEAN MEDICAL CENTER		3	1	25%	4
MEDEXPRESS URGENT CARE - HADLEY		4			4
CVS MA1006POCT BROCKTON		4			4
FLORIDA MEDICAL CENTER		1	3	75%	4
BETHPAGE EXTENDED HOURS CENTER		4			4
IMIC INC RESEARCH			4	100%	4
JERSEY IRISH MEDICAL (DBA AFC URGENT C		3	1	25%	4
CARENOW-LEBANON		2	2	50%	4
ROAN DRUG COMPANY LLC		4			4
PLAINVIEW PRIMARY CARE		4			4
ADVENTHEALTH MEDICAL GROUP ADULT AND SENIOR HEALTH		1	3	75%	4
WELLSTAR PAULDING HOSPITAL		4			4
CVS NH2257POCT MANCHESTER		4			4
CARE ONE PRIMARY CARE			4	100%	4
GASTROENTEROLOGY ASSOC OF PENSACOLA, PA		2	2	50%	4

# COVID-19: testing by laboratory

Data through May 22, 2021 verified as of May 23, 2021 at 09:25 AM

Data in this report are provisional and subject to change.

The numbers in the table below represent the number of Florida and non-Florida residents for whom test results were received by the Department of Health. A person can be tested by more than one laboratory and can have both positive and negative results. **Therefore, the sum of the numbers in each column will be larger than the total number of people tested.**

Reporting lab	Inconclusive	Negative	Positive	Percent positive	Total
UAB URGENT CARE CLINIC			4	100%	4
ADVANCED URGENT CARE LLC		1	3	75%	4
ST CLOUD PHARMACY AND WELLNESS CENTER		2	2	50%	4
MEDEXPRESS URGENT CARE - LODI		4			4
ManorCare Health Services Camp Hill		4			4
MINUTECLINIC DIAGNOSTIC OF NORTH CARO		4			4
Orchid Cove at Naples			4	100%	4
MINUTECLINIC #1773		4			4
TMH REHABILITATION CENTER		4			4
HALIFAX HEALTH CARE FOR WOMEN		3	1	25%	4
Stonespring Transitional Care		4			4
NEMOURS CHILDREN'S URGENT CARE LAKE NONA			4	100%	4
PHYSICIANS IMMEDIATE CARE AURORA			4	100%	4
Calusa Harbour			4	100%	4
SHARP MEMORIAL HOSPITAL MICROBIOLOGY DEPT			4	100%	4
CVS TX5807POCT PEARLAND		4			4
ELEVATION DIAGNOSTICS		4			4
SOFTCELL L-FORM LABORATORIES, LLC		1	3	75%	4
Kroger 186 - The Little Clinic Holiday Manor		3	1	25%	4
MINUTECLINIC DIAG OF IND, LLC #6908		4			4
CHILDREN'S HEALTHCARE OF ATLANTA		4			4
BEAUFORT MEMORIAL			4	100%	4
MICHIGAN HEALTH CLINIC LABORATORIES		3	1	25%	4
HCR ManorCare Greentree		4			4
HAMPTON ALF AT 24TH ROAD LLC			4	100%	4
MEDEXPRESS URGENT CARE - HACKETTSTOWN		3	1	25%	4
CVS IN6605POCT INDIANAPOLIS		3	1	25%	4
ASPEN VALLEY HOSPITAL			4	100%	4
NHC HealthCare, Pulaski		4			4
MEMORIAL HOSPITAL OF TAMPA			4	100%	4
WALGREENS #3811		1	3	75%	4
OLYMPUS HEALTH AND PERFORMANCE			4	100%	4
BETHESDA HOSPITAL WEST BLOOD GAS LAB			4	100%	4
LIFEHOPE LABS			4	100%	4
SCRIPPS CLINIC MEDICAL			4	100%	4
MARSHFIELD LABORATORIES			4	100%	4
BAPTIST HOSPITAL NURSING/PATIENT CARE			4	100%	4
Metro West Nursing and Rehab			4	100%	4
FLORIDA HEALTHCARE PLAN			4	100%	4
SIGNATURE CARE EMERGENCY CENTER		2	2	50%	4
SOUTH MIAMI HOSPITAL		1	3	75%	4
PANCARE HEALTH YOUNGSTOWN			4	100%	4
LAHEY CLINIC MEDICAL CENTER			4	100%	4
EPI			4	100%	4
REGIONAL MEDICAL LAB			4	100%	4
FHCP - ORMOND BEACH			4	100%	4
PRESBYTERIAN FAMILY HEALTHCARE-KASEMAN		4			4



# COVID-19: testing by laboratory

Data through May 22, 2021 verified as of May 23, 2021 at 09:25 AM

Data in this report are provisional and subject to change.

The numbers in the table below represent the number of Florida and non-Florida residents for whom test results were received by the Department of Health. A person can be tested by more than one laboratory and can have both positive and negative results. **Therefore, the sum of the numbers in each column will be larger than the total number of people tested.**

Reporting lab	Inconclusive	Negative	Positive	Percent positive	Total
FAMILY MEDICINE AT WINTER PARK			4	100%	4
MEMORIAL HEALTH CARE SYSTEMS			4	100%	4
CENTERPLACE HEALTH, INC			4	100%	4
Kroger 339 - The Little Clinic Highlands - Bardstown Road		4			4
KENTUCKY CABINET FOR HEALTH AND FAMILY SERVICES			4	100%	4
Bay View Nursing and Rehabilitation Center		3	1	25%	4
REMEDY URGENT CLINIC		2	2	50%	4
CUMBERLAND MEDICAL CENTER INC		4			4
HAVEN CUSTEAD CARE CENTER		1	3	75%	4
THE OASIS ALF		4			4
CVS IL2297144CV CHICAGO		4			4
GERALD CHAMPION REGIONAL MEDICAL CENTE		4			4
MEDEXPRESS URGENT CARE-WILKINS TOWNSHIP, WILLIAM PENN HIGHWAY		4			4
ORANGE COUNTY HEALTH DEPARTMENT		2	2	50%	4
MONTANA DEPARTMENT OF PUBLIC HEALTH & HUMAN SERVICES			4	100%	4
CENTRAL FLORIDA INTERNAL OCCUPATIONAL AND		4			4
CATSKILL REGIONAL MEDICAL CENTER		4			4
Franklin D. Roosevelt VAMC		4			4
Kroger 125 - The Little Clinic Castle Rock		3	1	25%	4
CAPITAL HEALTH LABORATORY INC			4	100%	4
EXPRESS TESTING-ONE			4	100%	4
CVS NM7242POCT ALBUQUERQUE		4			4
ORLANDO REGIONAL HEALTH SERVICES		2	2	50%	4
SANFORD SOUTH UNIVERSITY		4			4
MEDEXPRESS URGENT CARE, HERMITAGE		2	2	50%	4
BARTON MEMORIAL HOSPITAL		3	1	25%	4
UVA HEALTH SYSTEM MEDICAL LABORATORIES			4	100%	4
PENINSULA REGIONAL MED CTR LAB			4	100%	4
ADVENTHEALTH NEW SMYRNA BEACH COMMUNITY HEALTH			4	100%	4
HOME DOCS		2	2	50%	4
CVS CA9803POCT RIVERSIDE		4			4
CVS MA969POCT PALMER		4			4
CENTRAL FLORIDA WELLNESS LLC		4			4
WAKE FOREST MEDICAL CENTER LABORATORY			4	100%	4
WALGREENS #11329		4			4
CVS CA9492POCT YORBA LINDA		4			4
MEDEXPRESS URGENT CARE, LANCASTER WEST		2	2	50%	4
FLORIDA CANCER SPECIALISTS AND RESEARCH		2	2	50%	4
ARCPPOINT LABS OF FORT LAUDERDALE, FL CENTRAL		1	3	75%	4
CROSSROADS URGENT CARE PLLC		4			4
DEPARTMENT OF HEALTH/ NEW YORK			4	100%	4
NHC DICKSON		4			4
COVID PROCESSING SITE			4	100%	4
CVS CA8872POCT ALISO VIEJO		4			4
SUMMERFORD NURSING HOME, INC.		4			4
DERMATOLOGY SPECIALISTS OF FL - DR. JON WARD			4	100%	4
CVS OH4359POCT HUDSON		4			4

# COVID-19: testing by laboratory

Data through May 22, 2021 verified as of May 23, 2021 at 09:25 AM

Data in this report are provisional and subject to change.

The numbers in the table below represent the number of Florida and non-Florida residents for whom test results were received by the Department of Health. A person can be tested by more than one laboratory and can have both positive and negative results. **Therefore, the sum of the numbers in each column will be larger than the total number of people tested.**

Reporting lab	Inconclusive	Negative	Positive	Percent positive	Total
JFK INTERNAL MEDICINE FACULTY PRACTICE		2	2	50%	4
WINDER NURSING INC DBA WINDER HEALTH CARE		4			4
DEACONESS HOSPITAL			4	100%	4
CVS TX1057POCT SAN ANTONIO		3	1	25%	4
BAYSTATE MEDICAL CENTER		2	2	50%	4
LAKESIDE HOSPITAL BELLE GLADE			4	100%	4
DEPARTMENT OF HEALTH AND HUMAN SERVICES		2	2	50%	4
MEADOWS AT CYPRESS GARDENS, THE		3	1	25%	4
Sky View Rehabilitation and Health Care Center		4			4
CVS CA9145POCT SANTEE		3	1	25%	4
PANCARE HEALTH - PONCE DE LEON			4	100%	4
SONIC REFERENCE LABORATORY			4	100%	4
NEMOURS CHILDREN'S CLINIC			4	100%	4
NEXT BIO RESEARCH SERVICES, LLC		1	3	75%	4
SOMA MEDICAL CENTER PA #3 PALOMINO			4	100%	4
CVS PA2296POCT MACUNGIE		4			4
DR. G'S URGENT CARE			4	100%	4
PARKWAY DRUGS OF ONEIDA COUNTY NORTH I		3	1	25%	4
ADMERA HEALTH			4	100%	4
INTERMOUNTAIN HEALTHCARE CENTRAL LABORATORY			4	100%	4
MAURY REGIONAL MEDICAL CENTER		4			4
WINDSOR AT OCALA		3	1	25%	4
SONNI'S PEDIATRICS		1	3	75%	4
CAREWELL 202			4	100%	4
ALLEGHENY GENERAL HOSPITAL			4	100%	4
NOT GIVEN		1	3	75%	4
INDIAN RIVER SHERIFF OFFICE		4			4
FISHERMEN'S HOSPITAL			4	100%	4
Eldorado Rehab & Healthcare		4			4
OPTUM OF RED ROAD		4			4
MD ANDERSON			4	100%	4
FHPG TAMPA PRIMARY CARE			4	100%	4
RIVER CITY MEDICAL ASSOCIATES INC			4	100%	4
ST. MARY'S HOSPITAL			4	100%	4
Smoky Mountain Nursing and Rehabilitation Center		4			4
HEALTH EXPRESS URGENT CARE		2	2	50%	4
AIRPORT CLINIC			4	100%	4
CVS PA7132POCT THORNDALE		4			4
CALLE OCHO DIALYSIS			4	100%	4
MEDEXPRESS URGENT CARE GREENSBURG		3	1	25%	4
CVS OH4301POCT NORTHFIELD		4			4
Willowbrooke Court at Country House		4			4
ELITE PRIMARY CARE OF WAYCROSS		1	3	75%	4
CARTERSVILLE MEDICAL CENTER		1	3	75%	4
Oak Creek Terrace		4			4
LEON MEDICAL CENTERS, LLC			4	100%	4
W.G. (Bill) Hefner VAMC		4			4

# COVID-19: testing by laboratory

Data through May 22, 2021 verified as of May 23, 2021 at 09:25 AM

Data in this report are provisional and subject to change.

The numbers in the table below represent the number of Florida and non-Florida residents for whom test results were received by the Department of Health. A person can be tested by more than one laboratory and can have both positive and negative results. **Therefore, the sum of the numbers in each column will be larger than the total number of people tested.**

Reporting lab	Inconclusive	Negative	Positive	Percent positive	Total
Medilodge of Alpena		4			4
FLORIDA HOSPITAL LABORATORIES		4			4
Mill Valley Care Center		4			4
NOVANT HEALTH PRESBYTERIAN		2	2	50%	4
CANOPY PEDIATRICS		4			4
PINELLAS POINT NURSING AND REHAB			4	100%	4
RML PHARMACY PC		4			4
MAILBOX DIAGNOSTICS		2	2	50%	4
FAMILY MEDICAL CLINIC HOMESTEAD, LLC			4	100%	4
CHILDREN'S MEDICAL GROUP		4			4
MEDEXPRESS URGENT CARE - WICHITA, S SENECA ST		2	2	50%	4
Glenis Dr VA Outpatient Clinic		3	1	25%	4
SUMNER REGIONAL MEDICAL CENTER		3	1	25%	4
UF HEALTH PATHOLOGY LABORATORIES			4	100%	4
MONTANA PUBLIC HEALTH LAB			3	100%	3
Lebanon VAMC		2	1	33%	3
SSM HEALTH ST LOUIS MICROBIOLOGY LABORATORY		1	2	67%	3
TRUE HEALTH – LAKE UNDERHILL		3			3
PRECIDENT FLORIDA		3			3
ENCOMPASS HEALTH HOME HEALTH		1	2	67%	3
CVS NC3514POCT STANLEY		3			3
MARYWOOD NURSING CARE CENTER		3			3
WINDERMERE PEDIATRICS			3	100%	3
ASANTE ROGUE REGIONAL MEDICAL CENTER L		3			3
THE CENTER FOR DISCOVERY		3			3
LEE CONVENIENT CARE AT SUMMERLIN			3	100%	3
MINUTECLINIC DIAGNOSTIC, PA		3			3
PINELLAS PARK HEALTH CENTER - PINELLAS CHD		1	2	67%	3
BNC Medical Investors, LLC Berrien Nursing & Rehabilitation Center		3			3
NORTH NAPLES HOSPITAL RESPIRATORY THERAPY DEPARTMENT			3	100%	3
ABRAKIDABRA KIDS CLINIC		1	2	67%	3
ASPIRUS WAUSAU HOSPITAL			3	100%	3
SPRING LAKE REHABILITATION CENTER			3	100%	3
LINCOLN MEDICAL CENTER		3			3
LOCH HAVEN PEDIATRICS			3	100%	3
CVS AZ1720POCT QUEEN CREEK		3			3
CABELL HUNTINGTON HOSPITAL CLINICAL LAB			3	100%	3
MEDFUSION		2	1	33%	3
LEESBURG COMMUNITY HEALTH CENTERS			3	100%	3
CORNERSTONE DRUG AND GIFT INC		3			3
Kroger 522 - The Little Clinic Gahanna		2	1	33%	3
Medilodge of Montrose		3			3
EFFINGHAM HOSP, INC, DBA EFFINGHAM HEALTH		3			3
Kroger 448 - The Little Clinic Mason		3			3
ACL LABORATORIES INDUSTRIAL TOXICOLOGY			3	100%	3
FULGENT GENETICS HOUSTON		3			3
Farmville Health & Rehab Center		3			3

# COVID-19: testing by laboratory

Data through May 22, 2021 verified as of May 23, 2021 at 09:25 AM

Data in this report are provisional and subject to change.

The numbers in the table below represent the number of Florida and non-Florida residents for whom test results were received by the Department of Health. A person can be tested by more than one laboratory and can have both positive and negative results. **Therefore, the sum of the numbers in each column will be larger than the total number of people tested.**

Reporting lab	Inconclusive	Negative	Positive	Percent positive	Total
HARBORCHASE OF GAINESVILLE			3	100%	3
ALVERNO CLINICAL LABORATORIES			3	100%	3
UHEALTH JACKSON URGENT CARE - CUTLER BAY		1	2	67%	3
THOMAS LANGLEY			3	100%	3
ROYAL PALM RETIREMENT CENTRE		3			3
ALABAMA DEPT PUBLIC HEALTH			3	100%	3
FRESENIUS KIDNEY CARE			3	100%	3
CATHOLIC HEALTH LABORATORY SERVICES		3			3
ORCHID COVE DAYTONA			3	100%	3
MURFREESBORO MEDICAL CLINIC		3			3
CVS TX2876POCT PROSPER		3			3
GROVES CENTER			3	100%	3
CVS MA1179POCT HUDSON		2	1	33%	3
CORTLAND COUNTY HEALTH DEPARTMENT		3			3
BETHESDA HOSPITAL EAST BLOOD GAS LAB			3	100%	3
Domiciliary Rehab & Residential Treatment Program		3			3
ACCOMPLISHED HOME CARE		3			3
INTERNAL MEDICINE AND WOUND CARE SPECIALIST LLC		3			3
COOSA VALLEY HEALTHCARE CENTER LLC		3			3
24TH WEAPONS OF MASS DESTRUCTION - CIVIL SUPPORT		3			3
CVS NV5286POCT HENDERSON		3			3
PALM COTTAGE OPERATOR LLC		2	1	33%	3
INSPIRED LIVING AT SARASOTA			3	100%	3
MID-FLORIDA PATHOLOGY LLC - MOBILE UNIT # 3		1	2	67%	3
WYOMING DEPT OF HEALTH			3	100%	3
CVS MA937POCT CARVER		3			3
MEDEXPRESS URGENT CARE, BELLE VERNON		3			3
Broadview Multi-Care Center		3			3
MED FUSION			3	100%	3
Kingston Care Center of Sylvania		3			3
EXETER HOSPITAL		3			3
Altenheim Senior Living		3			3
ST MARYS HEALTH CARE SYSTEM		2	1	33%	3
NORTHEAST FLORIDA INTERNAL MEDICINE PA		3			3
CVS MA1945POCT HANOVER		3			3
CVS MA335POCT RAYNHAM		3			3
CORNERSTONE MEDICAL CARE OF BRANDON		2	1	33%	3
DIGNITY HEALING LLC			3	100%	3
CVS IN8639POCT TERRE HAUTE		3			3
HOCHBERG LOWER SCHOOL		3			3
Granville Center	1	2			3
BAPTIST HEALTH SURGERY CENTER AT NORTHPOINT			3	100%	3
SCIENTIFIC LABORATORY DIVISION			3	100%	3
WALGREENS ORTIZ STELLA (ST 655)		3			3
HEALTH AND WELLNESS URGENT CARE LLC			3	100%	3
ADVANCED MEDICAL RESEARCH CENTER LLC			3	100%	3
MUNSON MEDICAL CENTER			3	100%	3

# COVID-19: testing by laboratory

Data through May 22, 2021 verified as of May 23, 2021 at 09:25 AM

Data in this report are provisional and subject to change.

The numbers in the table below represent the number of Florida and non-Florida residents for whom test results were received by the Department of Health. A person can be tested by more than one laboratory and can have both positive and negative results. **Therefore, the sum of the numbers in each column will be larger than the total number of people tested.**

Reporting lab	Inconclusive	Negative	Positive	Percent positive	Total
CVS – MINUTECLINIC			3	100%	3
SHANDS AT LAKE SHORE LAB		1	2	67%	3
Elderwood at Lancaster		3			3
DASCENA LAB			3	100%	3
GREATER MOBILE URGENT CARE – SPRINGHILL			3	100%	3
New Jersey Aim At Smg		3			3
NORTHERN LIGHT LABORATORY		1	2	67%	3
SURETOX LABORATORY LLC		2	1	33%	3
OPENTRONS PRL		2	1	33%	3
MEDEXPRESS NORTHSIDE			3	100%	3
SAMARITAN PACIFIC COMMUNITIES HOSPITAL		2	1	33%	3
CENTRAL FL INTERNAL MEDICINE ASSOCIATES LLC		3			3
NORTHWELL HEALTH			3	100%	3
VELOCITY URGENT CARE			3	100%	3
DOCTOR 4 U CLINIC		1	2	67%	3
MINUTECLINIC DIAGNOSTIC OF WISCONSIN,		3			3
AdventHealth Care Center Orlando North			3	100%	3
THE OASIS BEACHSIDE		3			3
BICKERTON, DAWN		3			3
FAMILY TREE MEDICAL GROUP PA		2	1	33%	3
PREMIER CLINICAL RESEARCH INSTITUTE INC			3	100%	3
Westside Terrace		3			3
NEMOURS CHILDRENS PRIMARY CARE HORIZON WEST			3	100%	3
CARESPOT-WELLINGTON			3	100%	3
JOHN KNOX MANOR INC II		2	1	33%	3
ATLANTIS OUTPATIENT CENTER		3			3
CALIFORNIA DEPARTMENT OF PUBLIC HEALTH BRANCH LABORATORY			3	100%	3
ADVENTHEALTH CENTRA CARE LAKE NONA		1	2	67%	3
HOMELAND CENTER		3			3
CVS IN6608POCT NEW PALESTINE		1	2	67%	3
LUTHERAN SERVICES FLORIDA-DREAM CENTER			3	100%	3
EAST COLONIAL FAMILY MEDICAL CENTER		3			3
Crowne Health Care of Eufaula		3			3
BAPTIST HOSPITAL OF MIAMI MCI BROWARD LABORATORY			3	100%	3
Illiana HCS -Danville VAMC		3			3
ADVENTHEALTH IMAGING LAKE NONA		1	2	67%	3
EXPEDIAN URGENT CARE			3	100%	3
MT CARMEL PHARMACY INC		3			3
ADRIANA M CASTRO MD PA		3			3
PIEDMONT MOUNTAINSIDE HOSPITAL LAB - E		3			3
CVS NJ2949POCT EAST HANOVER		2	1	33%	3
SEMINOLE FAMILY HEALTH CENTER		3			3
CVS MD1490POCT GAITHERSBURG		3			3
HELIX LW UC		1	2	67%	3
MEDICAL CITY DALLAS HOSPITAL			3	100%	3
CARECENTER PHARMACY, LLC		3			3
CAPTIAL REGIONAL MEDICAL CENTER			3	100%	3



# COVID-19: testing by laboratory

Data through May 22, 2021 verified as of May 23, 2021 at 09:25 AM

Data in this report are provisional and subject to change.

The numbers in the table below represent the number of Florida and non-Florida residents for whom test results were received by the Department of Health. A person can be tested by more than one laboratory and can have both positive and negative results. **Therefore, the sum of the numbers in each column will be larger than the total number of people tested.**

Reporting lab	Inconclusive	Negative	Positive	Percent positive	Total
SAVANNAH COVE		3			3
TWELVE OAKS RECOVERY CENTER			3	100%	3
PARRISH MEDICAL CENTER-WAIVED TESTING		3			3
ANN STORCK CENTER INC		3			3
PUBLIC HEALTH TRUST OF MIAMI DADE COUNTY			3	100%	3
CROSSROADS URGENT CARE DBA URGENT TEA		3			3
MEDICAL CENTER OF CENTRAL GEORGIA			3	100%	3
EMORY CRAWFORD LONG HOSPITAL			3	100%	3
NORTH SHORE MEDICAL CENTER - SALEM HOSPITAL		1	2	67%	3
MEDEXPRESS URGENT CARE - WOODBURY		1	2	67%	3
STRINGFELLOW MEMORIAL HOSPITAL		3			3
ACL LABORATORIES - ROSEMONT			3	100%	3
HARRIS URGENT CARE CENTER			3	100%	3
CVS TX19POCT SPRING		3			3
MEMORIAL HERMANN CONSOLIDATED LABORATORY SERVICES			3	100%	3
AFC URGENT CARE CLEVELAND			3	100%	3
HEALGEN SCIENTIFIC			3	100%	3
COVENANT PEDIATRICS		1	2	67%	3
FLORIDA GASTROENTEROLOGY ASSOCIATES PA		3			3
WEST TN HEALTH MED NORTH		3			3
DOCTORS HOSPITAL RENAISSANCE			3	100%	3
US SPECIALTY LABS			3	100%	3
NORTH SHORE HOSP. INFECTION CONTROL			3	100%	3
SOUTHCARE PHARMACY INC		1	2	67%	3
2412 LEBANON PIKE		2	1	33%	3
BAPTIST PRIMARY CARE, INC.		2	1	33%	3
MEDEXPRESS URGENT CARE - LINKHORNE		3			3
BOLING, STEPHANIE		3			3
CVS AZ10529POCT SCOTTSDALE		3			3
Kroger 753 - The Little Clinic Goss Avenue		3			3
Village on the Green			3	100%	3
HARRINGTON PARK HEALTH AND REHAB		3			3
HARBOUR'S EDGE		2	1	33%	3
SUN TERRACE HEALTH CARE CENTER			3	100%	3
FLORIDA MENTOR-POINT WEST CLUSTER		3			3
MEMORIAL HERMANN HOSPITAL			3	100%	3
MID FLORIDA CLINICAL LABORATORY		2	1	33%	3
SOUTH COUNTY MENTAL HEALTH CENTER INC			3	100%	3
MISSISSIPPI CARE CENTER OF DEKALB LLC		3			3
NASON HOSPITAL			3	100%	3
BAYSHORE MEDICAL CENTER LABORATORY		3			3
TMH PHYSICIAN PARTNERS BLOUNTSTOWN			3	100%	3
CVS NE5863POCT OMAHA		1	2	67%	3
Glenview Terrace Nursing Center		3			3
WALGREENS #01456		3			3
TARRANT COUNTY PUBLIC HEALTH		3			3
PROHEALTH PRIMARY CARE - GLEN OAKS		3			3

# COVID-19: testing by laboratory

Data through May 22, 2021 verified as of May 23, 2021 at 09:25 AM

Data in this report are provisional and subject to change.

The numbers in the table below represent the number of Florida and non-Florida residents for whom test results were received by the Department of Health. A person can be tested by more than one laboratory and can have both positive and negative results. **Therefore, the sum of the numbers in each column will be larger than the total number of people tested.**

Reporting lab	Inconclusive	Negative	Positive	Percent positive	Total
Grandview Health Care Center		3			3
CTRS			3	100%	3
PIEDMONT ROCKDALE HOSPITAL		2	1	33%	3
GRASSY SPRAIN PHARMACY INC		3			3
ONE MEDICAL GROUP		1	2	67%	3
JOJAN PHARMA INC		3			3
Kroger 768 - The Little Clinic Leestown Rd		2	1	33%	3
LEE MEMORIAL HOSPITAL BLOOD GAS LAB			3	100%	3
CLARA MAASS TRANSITIONAL CARE UNIT		3			3
ROANE MEDICAL CENTER		2	1	33%	3
CENTRAL DUPAGE HOSPITAL			3	100%	3
LEGACY ER & URGENT CARE - FRISCO WEST			3	100%	3
CVS OH5457POCT POWELL		3			3
CVS MO5727POCT PLATTE CITY		3			3
MEDEXPRESS URGENT CARE - LAWRENCE		3			3
CORE CLINICS, LLC		3			3
MAYO		1	2	67%	3
CELEBRATION PRIMARY CARE ASSOCIATES LLC		3			3
LEGACY LABORATORY SERVICES			3	100%	3
Greystone Health Care Center		3			3
CVS SC5471POCT LEXINGTON		2	1	33%	3
Jersey City Medical Center		3			3
CVS TX7603POCT SAGINAW		3			3
FLORIDA MEDICAL ASSOCIATES		3			3
PHYSICIANS MEDICAL CENTER		3			3
YATES COUNTY PUBLIC HEALTH		3			3
SOFTLAB			3	100%	3
CVS AZ7075POCT CHANDLER		3			3
MEDEXPRESS URGENT CARE - WHEELING		2	1	33%	3
WALGREENS #07502		3			3
MANORCARE NURSING & REHABILITATION CENTER-NAPLES		3			3
INN AT LAPOSADA,THE			3	100%	3
GULF COAST IMMEDIATE CARE CENTER		1	2	67%	3
ADVENT HEALTH MEDICAL GROUP FAMILY MEDICINE			3	100%	3
CLINICA HISPANIA			3	100%	3
CDPH BRANCH LABORATORY			3	100%	3
TERRACE OF ST CLOUD, THE		2	1	33%	3
Kroger 093 - The Little Clinic Stapleton		2	1	33%	3
ADVENTHEALTH SEBRING- INFECTION CONTROL DEPARTMENT			3	100%	3
AUGUSTA UNIVERISTY MEDICAL CENTER			3	100%	3
MCGUFFEY HEALTH CARE CENTER INC		3			3
The Good Shepherd		3			3
GONZALEZ MD AND ASWAD MD HEALTH SERVICES			3	100%	3
HUMC		1	2	67%	3
Englewood Health and Rehab			3	100%	3
CVS SC7567POCT BOILING SPRINGS		2	1	33%	3
COASTAL SKIN SURGERY AND DERMATOLOGY PL		3			3

# COVID-19: testing by laboratory

Data through May 22, 2021 verified as of May 23, 2021 at 09:25 AM

Data in this report are provisional and subject to change.

The numbers in the table below represent the number of Florida and non-Florida residents for whom test results were received by the Department of Health. A person can be tested by more than one laboratory and can have both positive and negative results. **Therefore, the sum of the numbers in each column will be larger than the total number of people tested.**

Reporting lab	Inconclusive	Negative	Positive	Percent positive	Total
Crowne Health Care of Mobile		3			3
ST LUKES HOSPITAL			3	100%	3
VIRTUA MEMORIAL HOSPITAL BURLINGTON COUNTY		1	2	67%	3
HIALEAH SHORES NURSING AND		2	1	33%	3
WAKULLA URGENT CARE & DIAGNOSTIC			3	100%	3
VELOCITY CARE			3	100%	3
CVS MA137POCT QUINCY		3			3
MEDICAL SERVICES OF AMERICA HOME HEALTH		3			3
BROADWAY HEALTH FLORIDA MEDICAL CLINIC URGENT CARE			3	100%	3
AMBER COURT OF ELIZABETH		3			3
KAP MEDICAL GROUP, LLC			3	100%	3
Kroger 388 - The Little Clinic Braelinn Village		3			3
Concordia Village of Tampa			3	100%	3
ACCESS HEALTH CARE		2	1	33%	3
ADVENTHEALTH MEDICAL GROUP OBSTETRICS			3	100%	3
THE PATHOLOGY LABORATORY		1	2	67%	3
FLORIDA LABORATORY ANALYSIS, LLC			3	100%	3
NEBRASKA DEPARTMENT OF HEALTH AND HUMAN SERVICES			3	100%	3
CLINIC OF PLANT CITY, THE		2	1	33%	3
SAFE PMC		3			3
Kroger 635 - The Little Clinic Dacula		3			3
Kroger 592 - The Little Clinic Alexander Plaza		2	1	33%	3
NORTHCREST MEDICAL CENTER		1	2	67%	3
DUKE UNIVERSITY POINT OF CARE TESTING PROGRAM			3	100%	3
EASTMAN HEALTHCARE & REHAB		3			3
PRIMARY & URGENT CARE CENTERS			3	100%	3
LITTLE SPURS PEDIATRIC URGENT CARE		1	2	67%	3
HARBORCHASE OF STUART			3	100%	3
Cleveland Clinic Weston			3	100%	3
AZALEALAND NURSING HOME		3			3
NORTH BROWARD HOSPITAL DISTRICT HEALTHCARE FOR THE HOMELESS			3	100%	3
SUPER HEALTH PHARMACY LLC		3			3
HEPATOLOGY DIAGNOSTIC LAB			3	100%	3
WELLSTAR URGENT CARE SHALLOWFORD		1	2	67%	3
COMMUNITY MEDICAL CENTER			3	100%	3
NASSAU COUNTY HEALTH DEPARTMENT-FERNANDINA BEACH C		3			3
ADVENTHEALTH WATERMAN COMMUNITY CLINIC			3	100%	3
SUNDALE NURSING HOME		3			3
CCRX OF NORTH CAROLINA, LLC		2	1	33%	3
CENTURY LINK SPORTS COMPLEX			3	100%	3
PEDIATRICS AND ADOLESCENT MEDICINE		2	1	33%	3
TOMAH VAMC		2	1	33%	3
LEGACY ER AND URGENT CARE			3	100%	3
ORMOND BEACH URGENT CARE			3	100%	3
CVS KS676POCT LAWRENCE		2	1	33%	3
UNIVERSITY HEALTH SERVICES RIVER CAMPUS		2	1	33%	3
DELRAY BEACH HEALTH DEPT LAB			3	100%	3

# COVID-19: testing by laboratory

Data through May 22, 2021 verified as of May 23, 2021 at 09:25 AM

Data in this report are provisional and subject to change.

The numbers in the table below represent the number of Florida and non-Florida residents for whom test results were received by the Department of Health. A person can be tested by more than one laboratory and can have both positive and negative results. **Therefore, the sum of the numbers in each column will be larger than the total number of people tested.**

Reporting lab	Inconclusive	Negative	Positive	Percent positive	Total
FAMILY CARE SPECIALISTS OF ORLANDO			3	100%	3
OAKMONT OF UNION SC, LLC		3			3
TRISTAR WELLNESS, LLC		3			3
THE RIM URGENT CARE			3	100%	3
MINUTECLINIC DIAGNOSTIC MEDICAL		3			3
EAST NAPLES PEDIATRICS			3	100%	3
TIFTON CARECONNECT URGENT CARE			3	100%	3
OPTUM PRIMARY CARE - SILVER LAKES			3	100%	3
Fort Gaines Health and Rehab		3			3
NEW SMYRNA BEACH AMBULATORY CARE CTR		2	1	33%	3
ASCENSION ST VINCENT'S RIVERSIDE			3	100%	3
CVS PA371POCT PHILADELPHIA		3			3
MANASOTA PEDIATRICS			3	100%	3
WOODMARK AT UPTOWN ASSISTED LIVING		3			3
VIRGINIA DEPARTMENT OF HEALTH DIVISION OF			3	100%	3
IOWA DEPARTMENT OF PUBLIC HEALTH			3	100%	3
ADVANCED URGENT CARE CENTER OF THE UPPER KEYS		1	2	67%	3
TIEHH BIOTERRORISM RESPONSE LAB			3	100%	3
CVS NJ2369POCT JACKSON		3			3
Magnolia Health and Rehab Center			3	100%	3
PEDIATRICS IN NORTH FLORIDA PA			3	100%	3
SOUTH LAKE FAMILY HEALTH CENTER			3	100%	3
SENTARA NORFOLK GENERAL HOSPITAL CENTRAL LAB			3	100%	3
NC STATE LABORATORY OF PUBLIC HEALTH		3			3
C A R E S OXFORD		2	1	33%	3
UK HEALTHCARE			3	100%	3
EXPRESSCARE URGENT CARE CENTER			3	100%	3
NEXTCARE WYOMING LLC			3	100%	3
SERENADES BY SONATA		1	2	67%	3
VIRGINIA DIVISION OF CONSOLIDATED LABORATORIES			3	100%	3
QUEST DIAGNOSTICS CLINICAL LABORATORIES INC		2	1	33%	3
COASTAL PEDIATRIC CARE			3	100%	3
CVS MA41POCT TAUNTON		2	1	33%	3
NASSAU COUNTY HEALTH DEPARTMENT		3			3
CEDAR CREST HEALTH CENTER		3			3
ADVANCED PEDIATRICS			3	100%	3
CVS PHARMACY INC DBA CVS/PHARMACY #10908		3			3
FAST PACE URGENT CARE			3	100%	3
TGH Brandon Healthplex Laboratory			3	100%	3
ANDERSON MEDICAL PC		3			3
MEDSTAR URGENT CARE, LLC			3	100%	3
PREMIER FAMILY AND SPORTS MEDICINE		2	1	33%	3
NEMOURS CHILDRENS PRIMARY CARE MAITLAND			3	100%	3
Errera Community Care Center		3			3
CVS IL2788POCT BUFFALO GROVE		3			3
MANORCARE HEALTH SERVICES BOCA RATON			3	100%	3
VICAR'S LANDING NURSING HOME		2	1	33%	3

# COVID-19: testing by laboratory

Data through May 22, 2021 verified as of May 23, 2021 at 09:25 AM

Data in this report are provisional and subject to change.

The numbers in the table below represent the number of Florida and non-Florida residents for whom test results were received by the Department of Health. A person can be tested by more than one laboratory and can have both positive and negative results. **Therefore, the sum of the numbers in each column will be larger than the total number of people tested.**

Reporting lab	Inconclusive	Negative	Positive	Percent positive	Total
SUMMIT MEDICAL GROUP – WEST ORANGE		3			3
KIDSVILLE PEDIATRICS IV PA		1	2	67%	3
NORTHSIDE FAMILY MEDICINE AND URGENT CARE (HOLLY SPRINGS)		3			3
VA OUTPATIENT CLINIC-NEW PORT RICHEY			3	100%	3
LRHS Florida Poly Tech		3			3
FREDERICK MEMORIAL HOSPITAL			3	100%	3
MEMORIAL HEALTH SYSTEM		1	2	67%	3
NEWSTAR MEDICAL LABORATORIES		3			3
MANATEE URGENT CARE LLC			3	100%	3
CRITICAL MASS GATHERING MEDICINE PLLC		3			3
HEALTH EXPRESS		3			3
FLORIDA MEDICAL CLINIC, LLC			3	100%	3
CROWNE HEALTH CARE OF FORT PAYNE		2	1	33%	3
CVS IL2798POCT CHICAGO		1	2	67%	3
SIGNATURE CARE PFLUGERVILLE			3	100%	3
CDK LIBERTY ENTERPRISES, LLC		3			3
CAREHERE LLC			3	100%	3
MEDICAL CENTER OF THE ROCKIES			3	100%	3
Gracemore Nursing and Rehab		3			3
MEMORIAL HERMANN			3	100%	3
HOUSTON METHODIST HOSPITAL			3	100%	3
WISE HEALTH SYSTEM		1	2	67%	3
NEWCARE PRIMARY MEDICINE			3	100%	3
LIFEGUARD AMBULANCE SERVICE LLC, TEXAS			3	100%	3
BAPTIST OUTPATIENT SERVICES			3	100%	3
NATIONAL JEWISH HEALTH			3	100%	3
LIFEGUARD URGENT CARE			3	100%	3
NEW GEN LABS			3	100%	3
DISPATCHHEALTH-FLORIDA INC		3			3
MEDEXPRESS URGENT CARE, EDWARDSVILLE		3			3
KISSIMMEE URGENT CARE		3			3
PHYSICIANS CARE INC		1	2	67%	3
EAST CORE LAB			3	100%	3
CLINICAL CARE ASSOCIATES, INC			3	100%	3
TAMPA INTERNATIONAL AIRPORT			3	100%	3
Maple Lawn MCF		3			3
F W HUSTON MEDICAL CENTER SENIOR LIVIN		3			3
PINELLAS CHD - CLEARWATER		2	1	33%	3
JACKSONVILLE VA OPC			3	100%	3
CVS NV5942POCT LAS VEGAS		3			3
ESTERO FIRE RESCUE		3			3
MEDIC INFUSION PA		3			3
CVS PA7611POCT ALLISON PARK		3			3
CERTIVIA LABORATORIES			3	100%	3
GARCIA MORALES NELSON			3	100%	3
QUALITY LABORATORY SERVICE		2	1	33%	3
AFFORDABLE PRIMARY CARE LLC		3			3



# COVID-19: testing by laboratory

Data through May 22, 2021 verified as of May 23, 2021 at 09:25 AM

Data in this report are provisional and subject to change.

The numbers in the table below represent the number of Florida and non-Florida residents for whom test results were received by the Department of Health. A person can be tested by more than one laboratory and can have both positive and negative results. **Therefore, the sum of the numbers in each column will be larger than the total number of people tested.**

Reporting lab	Inconclusive	Negative	Positive	Percent positive	Total
ACCESS LABORATORIES LLC			3	100%	3
OMNI HEALTHCARE INC		1	2	67%	3
COUNTRY COTTAGE		3			3
TAMPA		1	2	67%	3
COMMUNICABLE DISEASE CONTROL/PUBLIC HEALTH EMERGENCY PREPAREDNESS			3	100%	3
Huntington Health Care and Rehabilitation Center		3			3
NAVAL BRANCH MEDICAL CLINIC			3	100%	3
THE DOCTORS OFFICE OF BRICK, LLC		3			3
ISLAND NURSING HOME		2	1	33%	3
NEMOURS CHILDREN'S PRIMARY CARE, LONGWOOD			3	100%	3
PRISMA HEALTH MIDLANDS			3	100%	3
UHEALTH CORAL SPRINGS			3	100%	3
320 S TRANSIT ST		3			3
ONSLow MEMORIAL HOSPITAL LABORATORY		3			3
GRIFOLS IH CENTER AND CLINICAL LABORATORY			3	100%	3
Walgreens #5984		3			3
NEW YORK STATE DEPARTMENT OF HEALTH		1	2	67%	3
LAB PLUS, LLC AT ASCENSION SAINT THOMA		3			3
CONCENTRA - PLANTATION		3			3
CHOTA COMMUNITY HEALTH SERVICES		2	1	33%	3
JOHN D. ARCHBOLD MEM. HOSPITAL			3	100%	3
NORTH CAROLINA DEPT OF HEALTH & HUMAN SRVCS STATE LAB OF PUBLIC HEALTH			3	100%	3
CVS SC2497POCT LEXINGTON		3			3
CGH MEDICAL CENTER			3	100%	3
BROOKDALE ALTAMONTE SPRINGS			3	100%	3
ST LUKE'S BOISE REGIONAL MEDICAL CENTER		3			3
CVS CT4149POCT EAST HAMPTON		3			3
TAYLOR MANOR		1	2	67%	3
MEDEXPRESS URGENT CARE-CLOQUET		3			3
CVS NY1958POCT SYOSSET		3			3
CVS AZ4795POCT MESA		3			3
WALGREENS #05477		3			3
Michael J Crescenz VA Outpatient Dialysis Center		3			3
WOMENS CARE FLORIDA LLC-LABORATORY		3			3
BOSTON MEDICAL CENTER			3	100%	3
ST. PETERSBURG PEDIATRICS- 38TH AVENUE			3	100%	3
PEDIATRICS BY THE SEA JOG RD OFFICE			3	100%	3
ASANTE THREE RIVERS MEDICAL CENTER LAB		3			3
LIFE CARE CENTER OF SKAGIT VALLEY		3			3
BAPTIST PRIMARY CARE FERNANDINA BEACH			3	100%	3
HAMILTON COUNTY HEALTH DEPARTMENT		3			3
PREMIER MOBILE HEALTH SERVICES, LLC		1	2	67%	3
Kroger 627 - The Little Clinic Castleberry		2	1	33%	3
AUSTIN PUBLIC HEALTH			3	100%	3
CVS OH2540POCT HILLIARD		3			3
SOUTHEAST GEORGIA HEALTH SYSTEM BRUNS		3			3
SANIBEL MEDICAL CLINIC		1	2	67%	3

# COVID-19: testing by laboratory

Data through May 22, 2021 verified as of May 23, 2021 at 09:25 AM

Data in this report are provisional and subject to change.

The numbers in the table below represent the number of Florida and non-Florida residents for whom test results were received by the Department of Health. A person can be tested by more than one laboratory and can have both positive and negative results. **Therefore, the sum of the numbers in each column will be larger than the total number of people tested.**

Reporting lab	Inconclusive	Negative	Positive	Percent positive	Total
HEALTH SENTRY			3	100%	3
MEDI PARTNERS OF SOUTH FLORIDA		3			3
APEX CLINICAL LABORATORIES INC		3			3
WEILL CORNELL MEDICAL ASSOCIATES - EAST SIDE		3			3
CVS AZ9374POCT TUCSON		3			3
CVS NE8616POCT LINCOLN		1	2	67%	3
MIDWAY SPECIALTY CARE RX LLC		1	2	67%	3
CORMEUM LAB SERVICES, LLC			3	100%	3
CVS NC2559POCT CHARLOTTE		3			3
TEMPUS_LABS			3	100%	3
COX HEALTH SOUTH LAB		1	2	67%	3
MARTIN MEDICAL CENTER INC		1	2	67%	3
Maryfield Inc. dba Pennybyrn		3			3
DEER'S HEAD CENTER		3			3
Hackensack Univ Medical Center At Pasc		2	1	33%	3
ADVANCE FAMILY PRACTICE LLC			3	100%	3
HEALTH FIRST MEDICAL GROUP			3	100%	3
HOPE HEALTH CARE, LLC		3			3
MEDEXPRESS-HOUSTON EAST FWY		1	2	67%	3
PARKLAND HEALTH & HOSPITAL			3	100%	3
CVS AZ7263POCT PHOENIX		3			3
EVENING PEDIATRICS INC		1	2	67%	3
SAN JUAN REGIONAL MEDICAL CENTER		3			3
WALGREENS NO 19542		3			3
OCALA REGIONAL KIDNEY CENTER-WEST			3	100%	3
NATHAN LITTAUER HOSPITAL LAB		3			3
MEDEXPRESS URGENT CARE - TOTOWA		3			3
Schoolcraft Medical Care Facility		3			3
Eugene J. Towbin Healthcare Center		3			3
YORK HOSPITAL - LABORATORY			3	100%	3
PALM COAST DIALYSIS		2	1	33%	3
SOUTHEASTERN IMMEDIATE CARE- MILLEDGEVILLE GA			3	100%	3
ORLANDO AIRPORT DIALYSIS		3			3
COL CROSSROAD		1	2	67%	3
TOTAL HEALTH CARE CLINIC		3			3
LPG PEDIATRICS AT LEHIGH ACRES		2	1	33%	3
BOND & STEELE CLINIC, PA			3	100%	3
CVS MINUTE CLINIC #5836		3			3
PANCARE HEALTH - FRANKLIN CO			3	100%	3
CROSSVILLE MEDICAL GROUP		1	2	67%	3
GINKGO-IXLAYER		3			3
Manor Care-Kingston Court of York PA, LLC		3			3
THE MEDICAL CENTER			3	100%	3
URGENT DOC - URGENT CARE CLINIC			3	100%	3
VAULT MEDICAL SERVICES		2	1	33%	3
ESCO DRUG CO INC		3			3
WALGREENS #05911		3			3

# COVID-19: testing by laboratory

Data through May 22, 2021 verified as of May 23, 2021 at 09:25 AM

Data in this report are provisional and subject to change.

The numbers in the table below represent the number of Florida and non-Florida residents for whom test results were received by the Department of Health. A person can be tested by more than one laboratory and can have both positive and negative results. **Therefore, the sum of the numbers in each column will be larger than the total number of people tested.**

Reporting lab	Inconclusive	Negative	Positive	Percent positive	Total
Bainbridge Health and Rehab		3			3
MINUTECLINIC DIAGNOSTIC OF NEW MEXICO LLC #7552		3			3
Children's Specialized Hospital		3			3
ALOHA HOME CARE LLC DBA ACCENTCARE HOME HEALTH OF		3			3
WATERS PEDIATRIC CENTER			3	100%	3
WHOLE CHILD PEDIATRICS			3	100%	3
RCA LABORATORY SERVICES LLC			3	100%	3
BROOKDALE OAKBRIDGE		1	2	67%	3
AVALON MEDICAL GROUP		1	2	67%	3
MEDSTAR HEALTH URGENT CARE			3	100%	3
BLACKWATER RIVER			3	100%	3
BRADENTON PHYSICIAN MEDICAL CENTER			3	100%	3
B2 URGENT CARE		1	2	67%	3
FAMILY FIRST PEDIATRICS			3	100%	3
MELBOURNE URGENT CARE	1		2	67%	3
EASTERN NEW MEXICO MEDICAL CENTER		3			3
SUNBRIDGE CARE & REHAB FOR DECATUR		3			3
MARRA'S PHARMACY		3			3
GREENTREE MEDICAL CENTER			3	100%	3
MINUTECLINIC, LLC #05814		3			3
MEDEXPRESS URGENT CARE - TOPEKA, SW WANAMAKER RD		3			3
FOUR WINDS BEHAVIORAL HEALTH		3			3
Florida Baptist Retirement Center		1	2	67%	3
HOUSTON MEDICAL CENTER			3	100%	3
Highland Ave. Eye Clinic		3			3
COOPER UNIVERSITY HOSPITAL LABORATORY		2	1	33%	3
PATIENT FIRST - HAMILTON		3			3
MARYLAND STATE DEPT OF HEALTH	2		1	33%	3
SCHIFF CENTER FOR LIVER DISEASES		1	2	67%	3
ALLIANCE LABS @LRMC			3	100%	3
PRIMARY CARE CENTER OF LAKE CITY, THE			3	100%	3
BROOKDALE LAKE MARY			3	100%	3
MERCY HEALTH			3	100%	3
BEEBE MEDICAL CENTER LABORATORY		3			3
PLANT CITY FAMILY CARE		3			3
WAL-MART STORES EAST LP		2	1	33%	3
VISITING PHYSICIANS OF THE TREASURE COAST LLC			3	100%	3
MEMORIAL HEALTH UNIVERSITY MEDICAL CENTER			3	100%	3
YOUR DOCTOR'S OFFICE		2	1	33%	3
Kroger 387 - The Little Clinic Hubbards Lane		3			3
SOLERA SPECIALTY PHARMACY LLC		2	1	33%	3
Providence VAMC		3			3
CVS SC4288POCT ROCK HILL		2	1	33%	3
Harbert Hills Academy Nursing Home		3			3
AFC URGENT CARE/FARRAGUT			3	100%	3
ALLIED PHYSICIANS GROUP PLLC		3			3
INSPIRA MEDICAL CENTER VINELAND LAB		2	1	33%	3

# COVID-19: testing by laboratory

Data through May 22, 2021 verified as of May 23, 2021 at 09:25 AM

Data in this report are provisional and subject to change.

The numbers in the table below represent the number of Florida and non-Florida residents for whom test results were received by the Department of Health. A person can be tested by more than one laboratory and can have both positive and negative results. **Therefore, the sum of the numbers in each column will be larger than the total number of people tested.**

Reporting lab	Inconclusive	Negative	Positive	Percent positive	Total
NORTH DAKOTA DEPT OF HEALTH MICROBIOLOGY		1	2	67%	3
BNJ		3			3
Kings County Hospital Center			3	100%	3
CAREHERE - INDIAN RIVER		3			3
MEDEXPRESS URGENT CARE-SALINA, S 9TH ST		3			3
UNIVERSITY URGENT CARE			3	100%	3
SISD EMPLOYEE HEALTH CLINIC			3	100%	3
RAPID CITY RUGENT CARE			3	100%	3
NEVADA DEPARTMENT OF HEALTH AND HUMAN SERVICES			3	100%	3
MEDEXPRESS URGENT CARE - RICHMOND, W BROAD ST		3			3
RICHMOND CITY DEPARTMENT OF PUBLIC HEALTH			3	100%	3
CANOPY AT HARPER LAKE, THE			3	100%	3
HOLY CITY MED URGENT CARE			3	100%	3
CVS RI326POCT NORTH SMITHFIELD		3			3
MASSACHUSETTS DEPARTMENT OF HEALTH			3	100%	3
Kroger 571 - The Little Clinic Hendersonville		1	2	67%	3
ADVICE FOR OPTIMAL WELLNESS, INC			3	100%	3
STARLING AT SAN JOSE			3	100%	3
BARONESS ERLANGER HOSPITAL		3			3
FAMILY PRACTICE OF CENTRAL FLORIDA PA		1	2	67%	3
Community Resource and Referral Center		3			3
PROPATH			3	100%	3
MARLBORO URGENT CARE		3			3
JERSEY IRISH MEDICAL		3			3
MINUTECLINIC DIAGNOSTIC, PA #10252		3			3
Diversicare of Ripley		3			3
RRMC CREEKSIDE LAB		3			3
CHEROKEE COUNTY HEALTH AND REHAB CENTER		3			3
NORTHSIDE HOSPITAL D/B/A ARTHRITIS		3			3
MY INSTADOC - HOWELL URGENT CARE		2	1	33%	3
AVANTE INVERNESS		1	2	67%	3
RIGHT AT HOME			3	100%	3
NEBRASKA MEDICAL CENTER			3	100%	3
PENSACOLA MEDICAL CLINIC LLC			3	100%	3
MEDEXPRESS - WILMINGTON KIRKWOOD HIGHWAY		2	1	33%	3
RIVERSIDE METHODIST HOSPITAL LAB			3	100%	3
FLAGLER FAMILY MEDICINE PA			3	100%	3
LUCID LABORATORY SERVICES		3			3
CLEARWATER		2	1	33%	3
SOUTHERN REGIONAL MEDICAL CENTER		3			3
EMERALD PARK OF HOLLYWOOD			3	100%	3
RESOLUTE PAIN SOLUTIONS		3			3
ALABAMA MEDICAL GROUP PC		2	1	33%	3
VALLEY HOSPITAL MEDICAL CENTER		1	2	67%	3
BROOKDALE SENIOR LIVING			3	100%	3
CAMPAZZI CONCIERGE MEDICAL SERVICES		2	1	33%	3
HARDEN DIALYSIS		1	2	67%	3

# COVID-19: testing by laboratory

Data through May 22, 2021 verified as of May 23, 2021 at 09:25 AM

Data in this report are provisional and subject to change.

The numbers in the table below represent the number of Florida and non-Florida residents for whom test results were received by the Department of Health. A person can be tested by more than one laboratory and can have both positive and negative results. **Therefore, the sum of the numbers in each column will be larger than the total number of people tested.**

Reporting lab	Inconclusive	Negative	Positive	Percent positive	Total
GEISINGER COMMUNITY MEDICAL CENTER			3	100%	3
JS HEALTHCARE		2	1	33%	3
UNITY HEALTH AND REHABILITATION CENTER			3	100%	3
MINUTECLINIC, LLC #05891		2	1	33%	3
GYN PATH SERVICES			3	100%	3
BOONES CREEK URGENT CARE		1	2	67%	3
C19 LABS			3	100%	3
IP BOISE 1		2	1	33%	3
NOVA SOUTHEASTERN UNIVERSITY		2	1	33%	3
ALCALA PHARMACEUTICALS			3	100%	3
CVS NV2989POCT NORTH LAS VEGAS		2	1	33%	3
Medilodge of Monroe		3			3
LEXINGTON MEDICAL CENTER		1	2	67%	3
UC CORAL GABLES		1	2	67%	3
CLEVELAND CLINIC SLW ED		3			3
MEDEXPRESS URGENT CARE - JEANNETTE		3			3
UNIVERSITY OF KANSAS MEDICAL CENTER			3	100%	3
FIRST CARE - MIDDLESBORO			3	100%	3
VICKIE N HARRELL MD		2	1	33%	3
Kroger 758 - The Little Clinic Providence		3			3
OCEAN PEDIATRIC CARE			3	100%	3
SPARROW CENTRAL LAB			3	100%	3
INTERCOASTAL FAMILY PRATICE		1	2	67%	3
CARENOW-ATASCOCITA			3	100%	3
ERIE COUNTY PUBLIC HEALTH CLINICAL		3			3
Jackson Health Care Facility		1	2	67%	3
MEDEXPRESS URGENT CARE - WALL		3			3
NORTHWEST FLORIDA CLINICAL LAB		1	2	67%	3
LAURELLWOOD NURSING CENTER		1	2	67%	3
CVS IN6559POCT AVON		3			3
WALGREENS #03093		3			3
OHIO DEPARTMENT OF HEALTH LABORATORY		2	1	33%	3
MEDEXPRESS URGENT CARE - CONWAY		2			2
Beth Sholom Home of Eastern Virginia		1	1	50%	2
FLORIDA SPINE AND PAIN SPECIALISTS		2			2
BAYFRONT CARDIOVASCULAR ASSOCIATES		1	1	50%	2
Beecher Manor Nursing and Rehabilitation Center		2			2
Manorcare Health Services West Reading North		2			2
Robert Cranfield			2	100%	2
EXCEPTIONAL EMERGENCY CENTER - AMARILLO			2	100%	2
HANOVER ENDOSCOPY CENTER		2			2
NATIONWIDE LABORATORY SERVICES		1	1	50%	2
FLORIDA PRIMARY CARE CENTER PA		2			2
ST. VINCENT HOSPITAL			2	100%	2
PUBLIX PHARMACY #1092		2			2
VA Boston HCS-Brockton Division		2			2
EUROFINS CENTRAL LABORATORY, LLC		2			2



# COVID-19: testing by laboratory

Data through May 22, 2021 verified as of May 23, 2021 at 09:25 AM

Data in this report are provisional and subject to change.

The numbers in the table below represent the number of Florida and non-Florida residents for whom test results were received by the Department of Health. A person can be tested by more than one laboratory and can have both positive and negative results. **Therefore, the sum of the numbers in each column will be larger than the total number of people tested.**

Reporting lab	Inconclusive	Negative	Positive	Percent positive	Total
Absolut Care at Three Rivers		2			2
STOP URGENT CARE			2	100%	2
AHSC ADVENTHEALTH WELL 65 PLUS		2			2
NIAGARA APOTHECARY INC		2			2
Kroger 596 - The Little Clinic Brentwood		2			2
MEMORIAL HOSPITAL OF CARBONDALE			2	100%	2
Kroger 020 - The Little Clinic Wheat Ridge		2			2
ADVENTHEALTH MEDICAL GROUP COLORECTAL SURGERY AT		2			2
Royal C Johnson VA Memorial Hospital		2			2
QUALITY URGENT CARE CENTER		1	1	50%	2
MEDAILLE COLLEGE WELLNESS CENTER		2			2
WISCONSIN STATE LABORATORY OF HYGIENE		1	1	50%	2
CVS AZ9277POCT TUCSON		2			2
PRECISION CLINICAL RESEARCH			2	100%	2
TLC MEDICAL			2	100%	2
MARTINSBURG VAMC		2			2
SENECA HEALTH CARE CENTER		2			2
Kroger 739 - The Little Clinic La Grange Road		2			2
DURAND SENIOR CARE & REHAB CENTER		2			2
NEW YORK CITY CENTRAL COVID			2	100%	2
UPS			2	100%	2
The Friendly Home		2			2
UNIVERSITY MEDICAL CENTER OF SOUTHERN NEVADA (UMCSN)			2	100%	2
LUTHERAN SERVICES FLORIDA INC		1	1	50%	2
LAB PLUS, LLC			2	100%	2
ADVENT HEALTH - OWASA			2	100%	2
STARR CITY OF ROMA COMMUNITY CENTER			2	100%	2
NORTH MANATEE HEALTH CARE CENTER			2	100%	2
BETHESDA HEALTH CARE CENTER		2			2
BUCKINGHAM PAVILION INC		2			2
ELITE MEDICAL LABORATORY SOLUTIONS LLC			2	100%	2
ManorCare Rehab Center of Marietta		2			2
Q ALL CARE MEDICAL PC		2			2
MONICE DR.			2	100%	2
FKC AMELIA ISLAND DIALYSIS			2	100%	2
ST. ELIZABETH HEALTHCARE			2	100%	2
MEDEXPRESS URGENT CARE - RUSSELLVILLE, W MAIN ST		2			2
FLAGLER PROFESSIONAL HEALTH CAE SERVICES INC		2			2
VALUE DRUGS BRONXVILLE INC		2			2
UNIVERSITY OF MARYLAND PATHOLOGY ASSOCIATES			2	100%	2
PEACE RIVER CENTER CRISIS STABILIZATION UNIT		1	1	50%	2
Green Mountain Nursing and Rehabilitation		2			2
Durham VAMC		2			2
Kroger 777 - The Little Clinic Shelbyville		1	1	50%	2
Workmens Circle Multicare Center		2			2
PORTAGE MEDICAL CENTER			2	100%	2
MEDEXPRESS URGENT CARE - SOUTH CHARLESTON		2			2

# COVID-19: testing by laboratory

Data through May 22, 2021 verified as of May 23, 2021 at 09:25 AM

Data in this report are provisional and subject to change.

The numbers in the table below represent the number of Florida and non-Florida residents for whom test results were received by the Department of Health. A person can be tested by more than one laboratory and can have both positive and negative results. **Therefore, the sum of the numbers in each column will be larger than the total number of people tested.**

Reporting lab	Inconclusive	Negative	Positive	Percent positive	Total
COLONIAL VILLA GOOD SAMARITAN CENTER		2			2
TRUE HEALTH INC			2	100%	2
Lenawee Medical Care Facility		2			2
CVS TX7601POCT CROWLEY		2			2
UNITED PHYSICIAN GROUP FAMILY MEDICINE OF HAMPTON		2			2
CROSSROADS			2	100%	2
TENNESSEE VALLEY HCS			2	100%	2
IN AND OUT URGENT CARE			2	100%	2
AZALEA HEALTH AND REHABILITATION		2			2
North Ottawa Care Center at Heartwood Lodge		2			2
EMORY DECATUR HOSPITAL - EMORY MEDICAL		2			2
Covington Care Nursing and Rehabilitation		2			2
WALGREENS #05432		2			2
CARE ATC SUN HYDRAULICS TALLAVAST			2	100%	2
ADVANCED MEDICAL OF FLORIDA			2	100%	2
ORLANDO LUTHERAN TOWERS		1	1	50%	2
Parkview Care and Rehabilitation Center		2			2
HEALTH GROUP CENTER INC			2	100%	2
MOBILE HEALTH LABS LLC			2	100%	2
WALKONCLINIC			2	100%	2
MEDEXPRESS URGENT CARE - BROOKHAVEN		2			2
JEFFERSON WASHINGTON TOWNSHIP HOSPITAL		2			2
Pathways Nursing and Rehabilitation Center		2			2
Manorcare Health Services - Williamsport South		2			2
RMC BROOKHOLLOW MED AESTHETICS INC		2			2
TEXAS HEALTH CARE			2	100%	2
GIGI WOOD DAVIS DO-FAMILY MEDICINE		2			2
CAREWELL JW - WORCESTER LNC			2	100%	2
LIFETIME FAMILY URGENT CARE			2	100%	2
SHELL POINT HOME HEALTH			2	100%	2
RAPID MD			2	100%	2
CORNELIA REDDY URGENT CARE		2			2
FEDERAL CORRECTIONAL INSTITUTION MARIANNA			2	100%	2
CLEMENT J ZABLOCKI VAMC		2			2
STUDENT HEALTH SERVICES			2	100%	2
SHORE MEDICAL CENTER		2			2
TEXAS HEALTH ARLINGTON MEMORIAL HOSPITAL			2	100%	2
CPL INC/BSSC PATHOLOGY		2			2
Good Samaritan Society-Blackduck		1	1	50%	2
LOURDES-NOREEN MCKEEN RESIDENCE□			2	100%	2
FLORIDA DEPARTMENT OF HEALTH IN LEE COUNTY		1	1	50%	2
VOLUNTEERS OF AMERICA OF FLORIDA			2	100%	2
PINARD HOME HEALTH SERVICES INC			2	100%	2
PRECISION DIAGNOSTIC INC		2			2
LP Marietta II, LLC		2			2
PRIMARY CARE SERVICES AT WESTMINSTER V		2			2
CARINGPLUS HOMECARE LLC		1	1	50%	2

# COVID-19: testing by laboratory

Data through May 22, 2021 verified as of May 23, 2021 at 09:25 AM

Data in this report are provisional and subject to change.

The numbers in the table below represent the number of Florida and non-Florida residents for whom test results were received by the Department of Health. A person can be tested by more than one laboratory and can have both positive and negative results. **Therefore, the sum of the numbers in each column will be larger than the total number of people tested.**

Reporting lab	Inconclusive	Negative	Positive	Percent positive	Total
PHYSICIANS URGENT CARE PLLC		2			2
MEDEXPRESS URGENT CARE - ROSS TOWNSHIP		2			2
BERKSHIRE MEDICAL CENTER			2	100%	2
ORLANDO DIALYSIS		1	1	50%	2
AFC PHYSICIANS OF FLORIDA, PA			2	100%	2
KIVA AT MOUNT DORA			2	100%	2
MEMORIAL SLOAN KETTERING CANCER CENTER		1	1	50%	2
PTC LABORATORIES			2	100%	2
CAROLINA BAY HEALTHCARE CTR OF WILMING		2			2
STEWARD ST ELIZABETH MEDICAL CENTER			2	100%	2
AMERICAN RESEARCH CENTERS OF FLORIDA			2	100%	2
FALCON HEALTH CENTER			2	100%	2
Kroger 619 - The Little Clinic Hendersonville Indian Lake		2			2
PEACEHEALTH CENTRAL		2			2
CQUENTIA NGS, LLC			2	100%	2
THOMASVILLE REGIONAL MEDICAL CENTER		2			2
TMH EC NORTHEAST LABORATORY			2	100%	2
SWIFT CREEK HEALTH CENTER AT THE TEMPL		2			2
KEY WEST HMA PHYSICIAN MANAGEMENT, LLC			2	100%	2
GILA REGIONAL MEDICAL CENTER		2			2
Warren Center for Rehabilitation and Nursing		2			2
PEDIATRIC ASSOCIATES OF JULINGTON CREEK			2	100%	2
MIDWAY UNIVERSITY STUDENT HEALTH CLINIC		2			2
ADVENTHEALTH CENTRA CARE POINCIANA			2	100%	2
STARR COUNTY MEMORIAL HOSPITAL			2	100%	2
NEMOURS CHILDREN'S PRIMARY CARE OF VERO BEACH			2	100%	2
SECOND STREET GROUP HOME		2			2
MEDICAL WEST FREE STANDING ER		2			2
EXPRESS CARE OF THE SHOALS		1	1	50%	2
WALGREENS #13605		2			2
MATHER HOSPITAL			2	100%	2
APPLECARE VALDOSTA			2	100%	2
DAVENPORT PEDIATRICS CLERMONT			2	100%	2
MAYO CLINIC GROUP PRACTICE LABORATORY			2	100%	2
UMHC HOLLYWOOD LABORATORY			2	100%	2
Kroger 130 - The Little Clinic Colorado Springs		2			2
UT AUSTIN UNIVERSITY HEALTH SERVICES			2	100%	2
Kroger 647 - The Little Clinic Newnan Crossings		1	1	50%	2
NEXTCARE DOBSON			2	100%	2
MEDEXPRESS URGENT CARE - LINCOLN VILLA		2			2
DALLAS BAPTIST UNIVERSITY - HEALTH SERVICES			2	100%	2
CVS MA7140POCT WESTPORT		2			2
Henry County Health and Rehabilitation		2			2
FAST AID URGENT CARE			2	100%	2
MORSELIFE HOME CARE INC			2	100%	2
SANTA ROSA COUNTY HEALTH DEPARTMENT			2	100%	2
ULTIMATE KIDNEY CARE			2	100%	2

# COVID-19: testing by laboratory

Data through May 22, 2021 verified as of May 23, 2021 at 09:25 AM

Data in this report are provisional and subject to change.

The numbers in the table below represent the number of Florida and non-Florida residents for whom test results were received by the Department of Health. A person can be tested by more than one laboratory and can have both positive and negative results. **Therefore, the sum of the numbers in each column will be larger than the total number of people tested.**

Reporting lab	Inconclusive	Negative	Positive	Percent positive	Total
VA CBOC			2	100%	2
FRESENIUS KIDNEY CARE SOUTH ST PETERSBURG			2	100%	2
SWEDISH COVENANT HOSPITAL			2	100%	2
OHSU LABORATORY SERVICES		2			2
ManorCare Health Services Peters Township		2			2
SHELBYVILLE HOSPITAL COMPANY		2			2
FLORIDA MEDICAL CLINIC PA PATEL CW		1	1	50%	2
ADVENT HEALTH CENTRAL TEXAS		1	1	50%	2
SENTARA NORFOLK GENERAL HOSPITAL			2	100%	2
NORTON IMMEDIATE CARE CENTER - PRESTON			2	100%	2
WARE EXPRESS CARE			2	100%	2
SIGNATURE CARE LEWISVILLE-EMERGENCY CENTER		1	1	50%	2
87TH MEDICAL GROUP – MCGUIRE AMBULATORY CARE FACILITY		2			2
IMMEDIATE CARE MEDICAL CENTER			2	100%	2
MANSFIELD MEDICAL LODGE			2	100%	2
INNOVATIVE CARE II LLC			2	100%	2
SHANDS JACKSONVILLE CLINICAL CENTER		1	1	50%	2
CLINICAL REFERENCE LABORATORY, INC		2			2
Eagle Health and Rehabilitation		2			2
GPI MEDICAL CENTER, INC			2	100%	2
ADVAGENIX			2	100%	2
HAWKEYE CARE CENTER DUBUQUE		2			2
FALMOUTH HOSPITAL		1	1	50%	2
CHILDREN'S MEDICAL CENTER-EAST ORLANDO			2	100%	2
CRESTVIEW CLINICAL LABORATORY			2	100%	2
VIRGINIA DEPT OF HEALTH OFFICE OF EPIDEMIOLOGY			2	100%	2
VA Long Beach HCS		2			2
Greenfield Health & Rehab Center		2			2
MEDEXPRESS URGENT CARE - DERBY N ROCK		2			2
ALBUQUERQUE - AMG SPECIALTY HOSPITAL		2			2
INTERNAL MEDICINE SPECIALISTS MEDICAL GROUP, PA		2			2
BRENTWOOD AT FORE RANCH			2	100%	2
EASTLAKE MEDICAL CENTER		2			2
LIFESPRING COMMUNITY HEALTH		2			2
COLD SPRING HILLS CENTER FOR NURSING A		2			2
TEMPLE UNIVERSITY HOSPITAL			2	100%	2
GULF COAST REGIONAL MEDICAL CARE		2			2
Piney Grove Nursing and Rehabilitation Center		2			2
NORTHSIDE FAMILY MEDICINE AND URGENT CARE (EAST COBB)		2			2
PREVENTIVE HEALTH PARTNERS I L S C		2			2
UNIVERSITY OF MIAMI SCCC RESEARCH LABORATORY			2	100%	2
Kroger 745 - The Little Clinic Somerset		2			2
GRACE HEALTHCARE OF LAKE WALES		1	1	50%	2
ECHCS - Jewell Clinic		2			2
HAMPTON VAMC		2			2
Tidelands Health Rehabilitation Hospital			2	100%	2
Ohio Veterans Home-Georgetown		2			2

# COVID-19: testing by laboratory

Data through May 22, 2021 verified as of May 23, 2021 at 09:25 AM

Data in this report are provisional and subject to change.

The numbers in the table below represent the number of Florida and non-Florida residents for whom test results were received by the Department of Health. A person can be tested by more than one laboratory and can have both positive and negative results. **Therefore, the sum of the numbers in each column will be larger than the total number of people tested.**

Reporting lab	Inconclusive	Negative	Positive	Percent positive	Total
BENEVA LAKES ASSISTED LIVING CENTER			2	100%	2
JASON RHEE, MD		2			2
DIAGNOSTIC AFFILIATES			2	100%	2
RIDGEFIELD PEDIATRIC ASSOCIATES		2			2
CONCENTRA - PLANT CITY		2			2
The Grand Rehabilitation & Nursing Utica		2			2
METHODIST SPECIALTY CARE CENTER		2			2
Kingston of Ashland		2			2
Imboden Creek Living Center		2			2
EVANS FAMILY CARE PA			2	100%	2
MIDDLE TENN MENTAL HEALTH INSTITUTE		2			2
Fairview		1	1	50%	2
BROOKDALE PALM BEACH GARDENS			2	100%	2
MEDICAL ASSOCIATES OF BREVARD DR S VYAS			2	100%	2
DELAWARE DIAGNOSTICS LABS			2	100%	2
Kroger 441 - The Little Clinic Middletown		2			2
ALL PEDIATRIC CARE PA			2	100%	2
ANDERSON COUNTY HOSPITAL			2	100%	2
SOUTHEASTERN HEALTH FACILITES, INC		1	1	50%	2
SOUTH DAKOTA DEPARTMENT OF HEALTH		2			2
HERNANDO CHILDREN'S			2	100%	2
PATIENT FIRST - WOODBURY		2			2
MEASE MANOR MEMORY CARE		2			2
AHC Forest cove		2			2
BAYCARE OUTREACH LAB			2	100%	2
SOUTHERN SPRINGS HEALTH CARE		2			2
KIDS CARE PEDIATRICS			2	100%	2
MEDEXPRESS URGENT CARE - WICHITA, N MAIZE RD		1	1	50%	2
TMH PHYSICIAN PARTNERS PERRY		2			2
Kroger 686 - The Little Clinic Farragut		2			2
WALGREENS NO 10512		1	1	50%	2
LEHIGH MEDICAL AND RESEARCH CENTER, INC			2	100%	2
GUARDIAN HOME CARE OF CENTRAL GEORGIA		2			2
ADVANCED FOOT AND ANKLE OF INDIAN RIVER		2			2
BIRMINGHAM INTERNAL MEDICINE ASSOCIATE		1	1	50%	2
MID-FLORIDA HEMATOLOGY AND ONCOLOGY CENTERS		2			2
NYUMC CLINICAL LABORATORIES			2	100%	2
Luther Acres Manor		2			2
MAINE CENTER FOR DISEASE CONTROL AND PREVENTION			2	100%	2
DOCTOR'S IN-HOUSE LAB/COMMUNITY HEALTH CENTERS OF PINELLAS - JOHNNIE R			2	100%	2
SHERIDAN AT HOBE SOUND, THE			2	100%	2
MERCY MEDICAL CENTER INC		1	1	50%	2
A+ URGENT/PRIMARY CARE			2	100%	2
Veterans Health Administration-Public Health Reference Laboratory		1	1	50%	2
MINUTECLINIC DIAGNOSTIC OF KANSAS, PC		2			2
SIMON MED IMAGING - OCOEE II		2			2
BERNHARDT LABORATORIES INC			2	100%	2



# COVID-19: testing by laboratory

Data through May 22, 2021 verified as of May 23, 2021 at 09:25 AM

Data in this report are provisional and subject to change.

The numbers in the table below represent the number of Florida and non-Florida residents for whom test results were received by the Department of Health. A person can be tested by more than one laboratory and can have both positive and negative results. **Therefore, the sum of the numbers in each column will be larger than the total number of people tested.**

Reporting lab	Inconclusive	Negative	Positive	Percent positive	Total
Kroger 518 - The Little Clinic Hermitage		2			2
METHODIST MANSFIELD MEDICAL CENTER			2	100%	2
Robert J Dole VAMC		2			2
ASHLEY PEDIATRICS			2	100%	2
CPL LABS			2	100%	2
Fox Subacute at Warrington		2			2
AMICUS MEDICAL CENTER LLC			2	100%	2
WAYNE MEMORIAL HOSPITAL		2			2
MIRAMAR KIDNEY CENTER		1	1	50%	2
MEDEXPRESS URGENT CARE -HOWELL US HWY		2			2
CLEVELAND CLINIC FLORIDA LABORATORY			2	100%	2
Sevierville Health and Rehabilitation		2			2
BELLIN HOSPITAL			2	100%	2
Kroger 356 - The Little Clinic Middletown		2			2
PROSPECT URGENT CARE			2	100%	2
SKY LAKES MEDICAL CENTER		2			2
AMERICAN LAB LLC		1	1	50%	2
CLEVELAND CLINIC IMAGING			2	100%	2
HEALTH NETWORK LAB			2	100%	2
BAPTIST HEALTHCARE - LAKEVIEW CENTER INC		2			2
HMH HOSPITALS CORPORATION		2			2
UNIVERSITY OF MIAMI MEDICINE CLINIC DRI			2	100%	2
SIMPLY HEALTHCARE AND WELLNESS CLINIC, PC			2	100%	2
WELL HEALTH LABS			2	100%	2
COLUMBIA COTTAGE		2			2
LABRADOR PRIMARY CARE CENTER			2	100%	2
DJ Jacobetti Home for Veterans		2			2
PALM CITY NURSING AND REHAB CENTER			2	100%	2
RENFREW CENTERS INC		2			2
TANNER MEDICAL CENTER VILLA RICA		2			2
Aston Park Health Care Facility		2			2
MIDWAY PRIMARY CARE LLC		2			2
FLORIDA LIVING NURSING CENTER			2	100%	2
HOLY TRINITY PHARMACY LLC		2			2
WELLSTREET - SADDLEBROOK		2			2
Aurora CBOC			2	100%	2
MEDCARE		2			2
ROCKEFELLER UNIVERSITY CLINICAL GENOMICS LABORATOR		2			2
AMEDISYS HOME HEALTH OF GREENVILLE			2	100%	2
BAYSHORE MEDICAL CENTER			2	100%	2
NEMOURS CHILDREN'S PRIMARY CARE THE VILLAGES		2			2
PREMIER FAMILY CARE I, INC			2	100%	2
DEL SOL MEDICAL CENTER			2	100%	2
Elba Nursing and Rehabilitation Center, LLC		2			2
MILLER'S MERRY MANOR		2			2
MEDEXPRESS URGENT CARE - LINCOLN N 26T		2			2
WEST VIRGINIA LABORATORIES			2	100%	2

# COVID-19: testing by laboratory

Data through May 22, 2021 verified as of May 23, 2021 at 09:25 AM

Data in this report are provisional and subject to change.

The numbers in the table below represent the number of Florida and non-Florida residents for whom test results were received by the Department of Health. A person can be tested by more than one laboratory and can have both positive and negative results. **Therefore, the sum of the numbers in each column will be larger than the total number of people tested.**

Reporting lab	Inconclusive	Negative	Positive	Percent positive	Total
MCCALLIE SCHOOL-STUDENT HEALTH CENTER		2			2
WARD MEMORIAL HOSPITAL		2			2
HEALTH CARPENTER PLLC		2			2
Harris Hill Nursing Facility		2			2
SOUTHERN OHIO MEDICAL CENTER			2	100%	2
NEW YORK CITY DEPARTMENT OF HEALTH			2	100%	2
WILCOX MEDICAL CENTER-ALMA COLLEGE		2			2
TRINITY DIALYSIS			2	100%	2
MINUTECLINIC DIAG OF IND, LLC #6250		2			2
MEDEXPRESS URGENT CARE - BENTON		2			2
EXPERTUS LABORATORIES, INC.			2	100%	2
SETON HILL UNIVERSITY		2			2
SPECIALTY LABORATORIES			2	100%	2
MEDICAL CITY LAS COLINAS			2	100%	2
ATLANTIC DIAGNOSTICS			2	100%	2
PRESTIGE EMERGENCY ROOM LLC			2	100%	2
Advanced Rehabilitation and Healthcare of Wichita Falls		2			2
MAGNOLIA MANOR OF COLUMBUS		2			2
LAREDO EMERGENCY ROOM			2	100%	2
LAKE SUCCESS EXTENDED CARE		2			2
CARLE FOUNDATION HOSPITAL LABORATORY			2	100%	2
REDMOND REGIONAL MEDICAL CENTER		1	1	50%	2
AMERIHEALTH QUICK CARE		2			2
MEDEXPRESS URGENT CARE - MARTINSVILLE		2			2
UHEALTH CARDIOLOGY			2	100%	2
Kroger 328 - The Little Clinic Henderson Road		2			2
LUTHERAN HOSPITAL OF INDIANA			2	100%	2
Kroger 853 - The Little Clinic East Broad Street		2			2
BFT LAB			2	100%	2
CREATIVE HEALTH CENTER			2	100%	2
ADVENTHEALTH IMAGING PARTIN SETTLEMENT			2	100%	2
Fairhaven Retirement Community		2			2
LEXINGTON PLACE			2	100%	2
GOOD PEDIATRICS			2	100%	2
OHIOHEALTH URGENT CARE			2	100%	2
BOND COMMUNITY HEALTH CENTER			2	100%	2
ROBERTS WESLEYAN COLLEGE HEALTH CENTE		2			2
CHESTERFIELD HEALTHCARE GROUP, INC		2			2
ON-SITE MEDICAL SOLUTIONS		2			2
EASTGENE LABORATORIES		2			2
PRONTO URGENT CARE			2	100%	2
ACORN ESTATES		2			2
Hartwell Health and Rehabilitation		2			2
EASTERN NEW MEXICO UNIVERSITY STUDENT		2			2
Walgreens #12427		1	1	50%	2
JACKSON LABORATORY FOR GENOMIC MEDICINE, THE		2			2
MC MEDICAL			2	100%	2

# COVID-19: testing by laboratory

Data through May 22, 2021 verified as of May 23, 2021 at 09:25 AM

Data in this report are provisional and subject to change.

The numbers in the table below represent the number of Florida and non-Florida residents for whom test results were received by the Department of Health. A person can be tested by more than one laboratory and can have both positive and negative results. **Therefore, the sum of the numbers in each column will be larger than the total number of people tested.**

Reporting lab	Inconclusive	Negative	Positive	Percent positive	Total
Good Samaritan Society Waukon		2			2
DRR JMC URGENT CARE DONALD ROSS			2	100%	2
PROVIDENCE MEDICAL GROUP SHERWOOD IMMEDIATE CARE		2			2
LAB CORP OF AMER SAN DIEGO			2	100%	2
BAYCARE OUTREACH LAB WH SOUTH			2	100%	2
CVS CA8882POCT SAN CLEMENTE		2			2
TRINITAS REGIONAL MEDICAL CENTER		1	1	50%	2
MINUTE CLINIC DIAGNOSTIC PA		1	1	50%	2
Kroger 477 - The Little Clinic Fort Mitchell		2			2
ORLANDO HEALTH MEDICAL GROUP		1	1	50%	2
CVS MI8287POCT MACOMB		2			2
Mount Olivet Careview Home		2			2
ABILITY DIAGNOSTICS LLC			2	100%	2
CVS TX3702POCT KATY		2			2
NYU LANGONE HUNTINGTON MEDICAL GROUP		2			2
OELWEIN HEALTH CARE CENTER		2			2
THE FOUNTAIN AT BOCA CIEGA BAY		2			2
ACCESS MEDICAL GROUP OF TAMPA II, INC		2			2
Walgreens #9890		2			2
BOSTON PUBLIC HEALTH COMMISSION			2	100%	2
DMC UNIVERSITY LABORATORIES		1	1	50%	2
WEST HOUSTON MEDICAL CENTER			2	100%	2
UNITY LONGPOND		2			2
DESERT HOSPITAL/CPHU CLINICAL LABORATORY			2	100%	2
JACOBO N LAMA, MD PA		2			2
MOORE CLINICAL RESEARCH INC			2	100%	2
INTERMOUNTAIN MEDICAL CENTER			2	100%	2
THE HOSPITAL OF PROVIDENCE EMERGENCY ROOM			2	100%	2
BAYLOR SCOTT & WHITE ALL SAINTS MEDICAL CENTER FT			2	100%	2
LAS PALMAS MEDICAL CENTER			2	100%	2
HARTFORD HEALTH CARE & REHABILITATION			2	100%	2
BLOSSOMS ASSISTED LIVING 1 LLC			2	100%	2
UNIVERSITY OF BALTIMORE WASHINGTON MEDICAL CENTER			2	100%	2
OUR LOVING HANDS COMPANION SERVICE LLC		2			2
Buena Vista Care Center		2			2
ROPER HOSPITAL			2	100%	2
Douglas County Health Center		2			2
DELRAY BEACH HEALTH CENTER			2	100%	2
Chesapeake Shores - Signature HealthCare LLC		2			2
CENTRAL FLORIDA FAMILY HEALTH CENTER		2			2
HOLY FAMILY MEDICAL CENTER		1	1	50%	2
ONslow COUNTY HEALTH DEPARTMENT			2	100%	2
Port Orange Nursing And Rehab Center			2	100%	2
Kroger 687 - The Little Clinic Sugar Hill		1	1	50%	2
SCIENTIFIC LABORATORY COMPANY		2			2
IM&P WELLNES CENTER			2	100%	2
FHPG SURGICAL ASSOCIATES OF EAST PASCO			2	100%	2

# COVID-19: testing by laboratory

Data through May 22, 2021 verified as of May 23, 2021 at 09:25 AM

Data in this report are provisional and subject to change.

The numbers in the table below represent the number of Florida and non-Florida residents for whom test results were received by the Department of Health. A person can be tested by more than one laboratory and can have both positive and negative results. **Therefore, the sum of the numbers in each column will be larger than the total number of people tested.**

Reporting lab	Inconclusive	Negative	Positive	Percent positive	Total
APPLING NURSING & REHABILITATION PAVIL		2			2
Southern Pines Healthcare Center		1	1	50%	2
MADISON HOSPITAL LABORATORY			2	100%	2
PALMETTO BAY MEDICAL CENTER		1	1	50%	2
LAKEVIEW HEALTH CARE SYSTEM LLC			2	100%	2
GARNET HEALTH DOCTORS		2			2
EXCUSED ABSENCE PLLC		2			2
BEAUREGARD HEALTH SYSTEM			2	100%	2
Tuscola County Medical Care Community		2			2
BAPTIST HEALTH MEDICAL PLAZA			2	100%	2
DOWN HOME MEDICAL			2	100%	2
SPARTANBURG REGIONAL MEDICAL CENTER			2	100%	2
MEDEXPRESS URGENT CARE, MOSSIDE		2			2
US LABS		2			2
COOPER CLINIC			2	100%	2
BARDMOOR EMERGENCY CARE CENTER			2	100%	2
WE CARE HOME HEALTH SOLUTIONS LLC			2	100%	2
ACCELERATED URGENT CARE		2			2
TALLAHASSEE MEMORIAL HEALTHCARE FAMILY MED RESIDENCY			2	100%	2
NORTHEAST GEORGIA HEALTH SYSTEM			2	100%	2
VA Central California HCS		2			2
PHYSICIANS LABORATORY SERVICES			2	100%	2
BETHESDA HOSPITAL			2	100%	2
INTEGRATED REGIONAL LABS			2	100%	2
REHAB SOUTH FLORIDA LLC			2	100%	2
EXPRESS CARE WALK-IN CLINIC			2	100%	2
ALLSTATE HEALTH SERVICES, INC		2			2
PRIMARY CARE SERVICES AT EDGEWATER		2			2
OUR LADY OF THE LAKE REGIONAL MEDICAL CENTER			2	100%	2
STUART SURGERY CENTER, LLC			2	100%	2
CIRRUS DX			2	100%	2
ORCHARD LABORATORIES			2	100%	2
WOODLAND VILLAGE HEALTHCARE CENTER		2			2
BAYLOR COLLEGE OF MEDICINE			2	100%	2
MINUTECLINIC MINUTECLINIC #4978		1	1	50%	2
AEGIS MEDICAL GROUP LLC			2	100%	2
MEDPOST OF MEMPHIS TN			2	100%	2
FLORIDA SOUTHERN COLLEGE		1	1	50%	2
Kroger 426 - The Little Clinic Suwanee		2			2
CORTLAND PARK REHABILITATION AND NURSING CENTER		1	1	50%	2
CALIFORNIA DIVISION OF COMMUNICABLE DISEASE CONTROL			2	100%	2
Bethel Lutheran Home		2			2
OXLEY PARK HEALTH & REHAB		2			2
NLC LABS			2	100%	2
CAROLINAS HEALTHCARE SYSTEM LAB			2	100%	2
Dexter Health Care		2			2
St. Luke's Care Center		2			2

# COVID-19: testing by laboratory

Data through May 22, 2021 verified as of May 23, 2021 at 09:25 AM

Data in this report are provisional and subject to change.

The numbers in the table below represent the number of Florida and non-Florida residents for whom test results were received by the Department of Health. A person can be tested by more than one laboratory and can have both positive and negative results. **Therefore, the sum of the numbers in each column will be larger than the total number of people tested.**

Reporting lab	Inconclusive	Negative	Positive	Percent positive	Total
CHRISTUS SPOHN HOSPITAL			2	100%	2
RUST MEDICAL CENTER		2			2
CITRUS DERMATOLOGY			2	100%	2
JFK MEDICAL CENTER LABORATORY DEPT		2			2
First Care Living Center/Essentia Health			2	100%	2
CARENOW LENEXA			2	100%	2
DUBOIS CONTINUUM OF CARE COMMUNITY INC		2			2
GSM OCED Subsection			2	100%	2
PEDIATRIC HEALTH CARE		1	1	50%	2
CAPE FEAR VALLEY MEDICAL CENTER			2	100%	2
Kroger 407 - The Little Clinic Lexington		1	1	50%	2
ONTARIO COUNTY PUBLIC HEALTH		2			2
INTEAM HEALTH, INC.			2	100%	2
MISSION HOSPITAL REGIONAL MEDICAL CENTER			2	100%	2
Kroger 101 - The Little Clinic Hill Top		2			2
KJ MEDICAL PRACTICE PC		2			2
Highland Rehabilitation and Nursing Center		2			2
MEDEXPRESS URGENT CARE - LINCOLN		2			2
HEALTH NETWORK			2	100%	2
HERITAGE CARE AND REHABILITATION CENTE		2			2
Kingston of Miamisburg		2			2
SIOUX FALLS STORM		2			2
INA		1	1	50%	2
MOBILE COUNTY HEALTH DEPARTMENT		1	1	50%	2
CITRUS PARK			2	100%	2
OSF SAINT FRANCIS MEDICAL CENTER			2	100%	2
ATHENA CARE RESOURCES LLC		2			2
BAYMEADOWS PRIMARY CARE		2			2
HERITAGE VILLAGE REHAB & SKILLED NURSI		2			2
ST ANTHONY COMMUNITY HOSPITAL LAB		1	1	50%	2
OAKS AT AVON,THE		2			2
DEVLAB, LLC			2	100%	2
Brown Memorial Home		2			2
SYNEOS HEALTH			2	100%	2
PEACE RIVER MEDICAL CENTER		2			2
NEMOURS CHILDRENS PRIMARY CARE CLERMONT			2	100%	2
TRICORE REFERENCE LABORATORY		1	1	50%	2
Mountainview Nursing Home		2			2
LIFELINK FOUNDATION INC D/B/A			2	100%	2
INSPIRE HEALTHCARE CENTER			2	100%	2
NSUH AT SYOSSET		2			2
HIGHLAND PARK LAKEWOOD PRESTON HOLLOW			2	100%	2
Crest Manor Living and Rehabilitation		2			2
ABSOLUTE QUICK CARE		1	1	50%	2
Walgreens #7156			2	100%	2
MEDSTAR HARBOR HOSPITAL			2	100%	2
FIRST PREVENTION AND DIALYSIS CENTER LLC			2	100%	2



# COVID-19: testing by laboratory

Data through May 22, 2021 verified as of May 23, 2021 at 09:25 AM

Data in this report are provisional and subject to change.

The numbers in the table below represent the number of Florida and non-Florida residents for whom test results were received by the Department of Health. A person can be tested by more than one laboratory and can have both positive and negative results. **Therefore, the sum of the numbers in each column will be larger than the total number of people tested.**

Reporting lab	Inconclusive	Negative	Positive	Percent positive	Total
VITAL CARE CLINIC, LLC			2	100%	2
MEASE COUNTRYSIDE HOSPITAL CARDIAC REH			2	100%	2
Kroger 096 - The Little Clinic Orchard and Holly		2			2
ABRAKIDABRA PEDIATRIC CLINIC LLC			2	100%	2
PruittHealth Lakehaven		2			2
CVS NE8626POCT LINCOLN		2			2
BOCA RATON REGIONAL HOSPITAL INC			2	100%	2
ACN PHYSICIANS GROUP CORP			2	100%	2
ROCKWALL URGENT CARE			2	100%	2
MEDEXPRESS URGENT CARE-MT PLEASANT		1	1	50%	2
ALABAMA REFERENCE LAB			2	100%	2
PM PEDIATRICS OF SELDEN, PLLC		2			2
NORTH DAKOTA VETERANS HOME		2			2
OAKBRIDGE TERRACE AT SAE			2	100%	2
ABSOLUTE CAREGIVERS HOME HEALTH AGENCY INC			2	100%	2
KETTERING MEDICAL CENTER			2	100%	2
VENETIAN GARDENS		2			2
AMERICAN MOLECULAR LABORATORIES			2	100%	2
CVS AZ9273POCT TUCSON			2	100%	2
Glenburn Home		2			2
JRS LABORATORY			2	100%	2
HAILE MEDICAL GROUP PA		2			2
AMERICAN MEDICAL LABORATORIES			2	100%	2
BROOKSVILLE DIALYSIS			2	100%	2
WELL-KEY URGENT CARE SEVIERVILLE			2	100%	2
ADVANCED MEDICAL CARE			2	100%	2
MEMORIAL HOSPITAL OF SOUTH BEND			2	100%	2
COVANCE			2	100%	2
CHNJ		2			2
WASHINGTONVILLE PHARMACY INC		2			2
Stillwater Healthcare		2			2
CIGNA GATEWAY			2	100%	2
CLARKSVILLE HEALTH SYSTEM			2	100%	2
OSF SAINT FRANCIS MEDICAL CENTER LABORATORY			2	100%	2
INTERNAL MEDICINE ASSOCIATES-DUNELLON			2	100%	2
BEREA URGENT CARE			2	100%	2
MANISTEE COUNTY MEDICAL CARE FACILITY		2			2
SAWGRASS PEDIATRIC PARTNERS LLC			2	100%	2
ROUTE 16 PHARMACY LLC DBA HOLLAND PHAR		2			2
ROYAL OAK MEDICAL CENTER LLC DBA CHARACTER FAMILY			2	100%	2
SCHEURER HOSPITAL		2			2
Pinnacle Assisted Living			2	100%	2
JENNIE STUART MEDICAL CENTER			2	100%	2
OAKMONT EAST- GREENVILLE SC, LLC		2			2
MINUTECLINIC DIAG OF IND, LLC #4368		2			2
Macon Valley Nursing and Rehabilitation Center		2			2
ARLINGTON DIALYSIS CENTER LLC		2			2

# COVID-19: testing by laboratory

Data through May 22, 2021 verified as of May 23, 2021 at 09:25 AM

Data in this report are provisional and subject to change.

The numbers in the table below represent the number of Florida and non-Florida residents for whom test results were received by the Department of Health. A person can be tested by more than one laboratory and can have both positive and negative results. **Therefore, the sum of the numbers in each column will be larger than the total number of people tested.**

Reporting lab	Inconclusive	Negative	Positive	Percent positive	Total
ST JOSEPH'S HOSPITAL INC			2	100%	2
ASSOCIATES IN INTERNAL MEDICINE PA			2	100%	2
Life Care Center of Elyria		2			2
Cottage of the Shoals		2			2
DELAWARE DIVISION OF PUBLIC HEALTH			2	100%	2
PIEDMONT MOUNTAINSIDE HOSPITAL LABORAT		2			2
INTEGRITY CLINICAL RESEARCH CENTER INC		1	1	50%	2
TEQUESTA FAMILY MEDICAL CENTER LLC			2	100%	2
GOLDSTEIN			2	100%	2
MIDLAND MEMORIAL HOSPITAL			2	100%	2
Kroger 667 - The Little Clinic Litchfield Park		2			2
ADVANTA ANALYTICAL LABORATORIES			2	100%	2
MEMORIAL HOSPITAL WEST			2	100%	2
ANNE ARUNDEL MEDICAL CENTER			2	100%	2
SPRING HILL REGIONAL HOSPITAL			2	100%	2
STAGES OF LIFE MEDICAL INSTITUTE			2	100%	2
CHRISTIAN REST HOME ASSOC		2			2
SYMPHONY OF BUFFALO GROVE		2			2
CareATC - Enovation Controls			2	100%	2
UNIVERSITY OF TEXAS AT EL PASO, THE			2	100%	2
AYASS BIOSCIENCE LLC			2	100%	2
Jacob's Creek Nursing and Rehabilitation Center		2			2
VANAYER HEALTHCARE AND REHAB CENTER		2			2
UF KANAPAHA LAB BEAKER		2			2
ASSOCIATES IN UROGYNECOLOGY MD LLC		2			2
MID AMERICA CLINICAL LABS			2	100%	2
ERGENT MED SAINT SIMONS			2	100%	2
Garden Isle Healthcare and Rehabilitation Center		2			2
WEST COAST PEDIATRICS			2	100%	2
FLORIDA DEPARTMENT OF HEALTH IN ESCAMBIA COUNTY		1	1	50%	2
AL MANI HEALTH INSTUTUTE		2			2
BAPTIST HEALTH PRIMARY CARE AT DORAL			2	100%	2
Manor At Perrysburg		2			2
HEALTH & REHAB CTR AT DOLPHINS VIEW, THE			2	100%	2
HPH HOME CARE		1	1	50%	2
DUKE HEALTH REGIONAL HOSPITAL			2	100%	2
CARRIER MILLS NURSING & REHABILITATION CENTER LLC		2			2
PIEDMONT ATHENS REGIONAL HOSPITAL LAB			2	100%	2
RHODE ISLAND DEPARTMENT OF HEALTH LABORATORIES			2	100%	2
PUBLIX PHARMACY #1488		2			2
HEARTLAND REGIONAL MEDICAL CENTER		1	1	50%	2
KEATING SPORTS CENTER		2			2
FLORIDA DEPARTMENT OF HEALTH PINELLAS COUNTY-			2	100%	2
Arbors at Gallipolis		2			2
Cortland Acres Association		2			2
DALLAS MEDICAL CENTER			2	100%	2
LABCORP OF AMERICA HOLDINGS		1	1	50%	2

# COVID-19: testing by laboratory

Data through May 22, 2021 verified as of May 23, 2021 at 09:25 AM

Data in this report are provisional and subject to change.

The numbers in the table below represent the number of Florida and non-Florida residents for whom test results were received by the Department of Health. A person can be tested by more than one laboratory and can have both positive and negative results. **Therefore, the sum of the numbers in each column will be larger than the total number of people tested.**

Reporting lab	Inconclusive	Negative	Positive	Percent positive	Total
BUFFALO CROSSINGS HEALTHCARE AND REHABILITATION CENTER			2	100%	2
Great Lakes Health Center			2	100%	2
WILLOWBROOKE CT AT LIMA ESTATES		2			2
MI Nursing Restorative Center		2			2
MORRISTOWN MEMORIAL HOSPITAL		2			2
CVS OH3306POCT AKRON		1	1	50%	2
Lynwood		2			2
SPECTRA EAST INC		1	1	50%	2
ARCPPOINTLABS OF VIRGINIA BEACH		1	1	50%	2
VA Connecticut HCS - Newington Campus		2			2
CVS MO5724POCT KANSAS CITY		2			2
EDGEWATER RETIREMENT MANOR			2	100%	2
AHC Humboldt		2			2
WEST FLORIDA MEDICAL ASSOCIATES			2	100%	2
WEST BOCA MEDICAL CENTER			2	100%	2
JORDAN VALLEY MEDICAL CENTER			2	100%	2
DIAGNOSTIC CLINIC MEDICAL GROUP INC		2			2
RIVIERA BEACH INTEGRATED CARE INC			2	100%	2
CVS IN6611POCT INDIANAPOLIS		1	1	50%	2
FAMILY URGENT CARE		2			2
GREEN RIVER MEDICAL CENTER			2	100%	2
WALGREENS #05018		2			2
TEXAS REGIONAL ASTHMA & ALLERGY CENTER			2	100%	2
Cooperstown Center for Nursing and Rehabililtation		2			2
PT&J REHAB LLC		1	1	50%	2
BLANCHARD VALLEY HOSPITAL LABORATORY			2	100%	2
DEPT OF HEALTH			2	100%	2
STITCHES ACUTE CARE CENTER OF CHEYENNE			2	100%	2
PALM BAY COMMUNITY OUTPATIENT CLINIC		2			2
BAY CORRECTIONAL AND REHABILITATION FACILITY			2	100%	2
HELEN HAYES HOSPITAL LABORATORY		2			2
MOUNT SINAI MEDICAL CENTER OF FLORIDA, INC			2	100%	2
HEALTH PARTNERS REGIONAL HOSPITAL			2	100%	2
HOME ACCESS HEALTH			2	100%	2
TRIDENT ANTI AGING LLC			2	100%	2
WESTMINSTER SUNCOAST			2	100%	2
VA Healthcare Center- Newburg		1	1	50%	2
SUMMIT URGENT CARE - MARIETTA		2			2
COASTAL MEDICAL LAB			2	100%	2
BAPTIST HOSPITAL PRIMARY CARE GULF BREEZE			2	100%	2
POLK PEDIATRICS		1	1	50%	2
WillowBrooke Court at Southampton Estates		2			2
NEIGHBORCARE PHARMACY SERVICES		2			2
CARE NOW DENTON			2	100%	2
SOLDIERS' HOME OF HOLYOKE		2			2
PROFESSIONAL DIALYSIS CENTER			2	100%	2
WALGREENS - 10856		2			2

# COVID-19: testing by laboratory

Data through May 22, 2021 verified as of May 23, 2021 at 09:25 AM

Data in this report are provisional and subject to change.

The numbers in the table below represent the number of Florida and non-Florida residents for whom test results were received by the Department of Health. A person can be tested by more than one laboratory and can have both positive and negative results. **Therefore, the sum of the numbers in each column will be larger than the total number of people tested.**

Reporting lab	Inconclusive	Negative	Positive	Percent positive	Total
MAGNOLIA ADULT, LLC			2	100%	2
RAPID MEDLAB (002MO)		2			2
MD NOW URGENT CARE CENTER INC.			2	100%	2
A G RHODES HOME AT WESLEY WOODS		2			2
WELLNESS MEDICAL CLINIC			2	100%	2
WALGREENS #10495		2			2
CVS AZ5477POCT SURPRISE		2			2
MAYO CLINIC COUMADIN CLINIC LABORATORY		1	1	50%	2
SUNNYSIDE MANOR		2			2
Alden Terrace of McHenry			2	100%	2
SENDER RETREAT ADULT DAY CARE CENTERS			2	100%	2
Kroger 409 - The Little Clinic Hebron Marketplace		1	1	50%	2
The Suites at Western Home Communities		2			2
SUMMERFIELD RETIREMENT LIVING, INC			2	100%	2
Guilford Health Care Center		2			2
MEDICAL ARTS LABORATORY			2	100%	2
RAPID RESULT CORP LLC		1	1	50%	2
ACCESS MEDICAL GROUP OF FLORIDA CITY			2	100%	2
ALBANNA PEDIATRICS CENTER			2	100%	2
WHITESANDS OUTPATIENT TREATMENT		2			2
JULIE STAATS DO		2			2
MINUTE CLINIC DIAGNOSTICS OF IN, LLC #6252		2			2
Wetumpka Health and Rehab, LLC		2			2
PHYSICIANS ASSOCIATES PA			2	100%	2
VALLEY BAPTIST MEDICAL CENTER: BROWNSVILLE			2	100%	2
AHC PARIS		2			2
NEW BRIDGE MEDICAL CENTER		2			2
CVS M08581POCT BLUE SPRINGS		1	1	50%	2
POPLAR HEALTHCARE			2	100%	2
CHAPPEL GROUP RESEARCH, THE		2			2
CVS NC6633POCT FAYETTEVILLE		2			2
SPRINGS MEDICAL LAB		1	1	50%	2
SIMMONS			2	100%	2
FAST TEST NOW		2			2
SOUTH HILLSBOROUGH CBOC			2	100%	2
St. Cloud VA Health Care System		2			2
CENTRAL JERSEY URGENT CARE OF GREEN BR		2			2
STATCARE URGENT AND WALK-IN			2	100%	2
CARIBOU MEDICAL CENTER			2	100%	2
Winer Haven Health and Rehabilitation Center		2			2
PM PEDIATRICS OF BAYSIDE PLLC - BELLER		2			2
Cedar Valley Nursing & Rehab Center		2			2
Edinboro Manor		2			2
Kroger 400 - The Little Clinic Hartley Bridge Rd		1	1	50%	2
DIGESTIVE DISEASE CARE PC		2			2
URGENTMED PLANTATION			2	100%	2
SCDHEC BUREAU OF LABORATORIES			2	100%	2

# COVID-19: testing by laboratory

Data through May 22, 2021 verified as of May 23, 2021 at 09:25 AM

Data in this report are provisional and subject to change.

The numbers in the table below represent the number of Florida and non-Florida residents for whom test results were received by the Department of Health. A person can be tested by more than one laboratory and can have both positive and negative results. **Therefore, the sum of the numbers in each column will be larger than the total number of people tested.**

Reporting lab	Inconclusive	Negative	Positive	Percent positive	Total
VA Outpatient Dental Facility		1	1	50%	2
Bedford Care Center of Hattiesburg		2			2
VA Greater LA HCS-Santa Maria OPC			2	100%	2
UTMB PATHOLOGY CLINICAL SERVICES LABORATORY			2	100%	2
UPSON REGIONAL MEDICAL CENTER		1	1	50%	2
DAYTONA BEACH CENTRA CARE			2	100%	2
BIOMAT USA			2	100%	2
CARE 365			2	100%	2
GRANDVIEW COLLEGE STUDENT HEALTH CENTE		2			2
PATIENT FIRST-BATTLEFIELD			2	100%	2
MIDWAY SPECIALTY CARE CENTER INC		2			2
Signature Healthcare of Fort Wayne		2			2
NORTHWEST MEDICAL CENTER LABORATORY		2			2
JMC TALLAHASSEE, LLC			2	100%	2
RIVER CITY MEDICAL ASSOCIATES, INC			2	100%	2
PPD CLINICAL RESEARCH UNIT			2	100%	2
CVS TX4794POCT ARLINGTON		2			2
Bethany Manor		2			2
MOBILE PHLEBOTOMY SERVICES			2	100%	2
UNIVERSITY OF VERMONT MEDICAL CENTER			2	100%	2
NEW YORK UNIVERSITY MEDICAL CENTER			2	100%	2
Walgreens #9278		2			2
GASTROENTEROLOGY ASSOCIATES			2	100%	2
GENETIC ASSAYS INC			2	100%	2
COLONIAL HEALTH CARE		1	1	50%	2
PALOS COMMUNITY HOSPITAL LABORATORY			2	100%	2
BAPTIST HEALTH LEXINGTON			2	100%	2
CVS OH3980POCT KENT		2			2
UW HOSPITAL AND CLINICS		1	1	50%	2
LIBERTY HEALTH CENTER			2	100%	2
STANKUS FAMILY CARE		1	1	50%	2
TMH PHYSICIAN PARTNERS MONTICELLO		1	1	50%	2
SIGNAL DIAGNOSTICS DBA FLOWHEALTH LABS			2	100%	2
HOLSTON MEDICAL GROUP		2			2
PALMS OF FT MYERS,THE			2	100%	2
Parkridge Specialty Care		2			2
RIVERVIEW MEDICAL CLINIC		2			2
SOUTHERN BREEZE HEALTHCARE		1	1	50%	2
AGILE URGENT CARE			2	100%	2
LONG, SARAH		1	1	50%	2
Ozark Health and Rehabilitation, LLC		2			2
MED-LAKE LABORATORY, LLC			2	100%	2
PUBLIX PHARMACY #1387		2			2
SOUTHEAST GEORGIA HEALTH SYSTEM			2	100%	2
Chatham Nursing and Rehab Center		2			2
LOWELL GENERAL HOSPITAL			2	100%	2
PM PEDIATRICS OF BAYSIDE, PLLC - RIVE		2			2



# COVID-19: testing by laboratory

Data through May 22, 2021 verified as of May 23, 2021 at 09:25 AM

Data in this report are provisional and subject to change.

The numbers in the table below represent the number of Florida and non-Florida residents for whom test results were received by the Department of Health. A person can be tested by more than one laboratory and can have both positive and negative results. **Therefore, the sum of the numbers in each column will be larger than the total number of people tested.**

Reporting lab	Inconclusive	Negative	Positive	Percent positive	Total
Grand Junction VAMC		2			2
VA WNYHCS - Buffalo Division		1	1	50%	2
MEDEXPRESS URGENT CARE, LEBANON		2			2
ST MARY MEDICAL CENTER			2	100%	2
MICARE CLINC			2	100%	2
BIONIC TECHNOLOGIES CORPORATION			2	100%	2
FLAGLER HOME CARE			2	100%	2
FLORIDA MEDICAL CLINIC RADIOLOGY DALE MABRY		2			2
TWIN LAKES REHAB & HEALTHCARE		2			2
ILLINOIS DEPT OF PUBLIC HEALTH LABS			2	100%	2
ASCENSION ST MICHAEL'S HOSPITAL LAB		1	1	50%	2
GALEN BAYLOR EXTENSION		2			2
PALM WEST INTERNIST PA			2	100%	2
UNIVERSITY HOSPITAL OF BROOKLYN		2			2
HOWELL BRANCH COURT		1	1	50%	2
AUGUSTA HEALTH SKILLED CARE			2	100%	2
POINT OF CARE PRIVATE HEALTH MANAGEMENT			2	100%	2
HENRY FORD WEST BLOOMFIELD HOSPITAL			2	100%	2
CONWAY MEDICAL CENTER			2	100%	2
JOHNSON CITY MEDICAL CENTER		1	1	50%	2
IRA FIALKO DO			2	100%	2
Kroger 127 - The Little Clinic Lakewood-Alameda		2			2
EAST CENTRAL REGIONAL HOSPITAL GRACEWO		2			2
PIEDMONT URGENT CARE - CONYERS		2			2
RM PHARMACY SERVICES INC		1	1	50%	2
MIAMI DADE MEDICAL RESEARCH INSTITUTE			2	100%	2
ST. MARY'S MEDICAL CENTER EVANSVILLE, INC			2	100%	2
Essex Center for Rehabilitation and Healthcare		2			2
PATIENT FIRST - SICKLERVILLE		1	1	50%	2
CVS MA1877POCT NORTON		2			2
RABI SINHA, MD		2			2
PIEDMONT WALTON HOSPITAL		2			2
BMC/JACSONVILLE		1	1	50%	2
CENTRAL ARKANSAS VETERANS HEALTHCARE SYSTEM - VETERANS AFFAIRS			2	100%	2
MEDEXPRESS-DOVER		2			2
CARBON HEALTH			2	100%	2
VALLEY MEDICAL LABORATORY			2	100%	2
CVS LA1116POCT BATON ROUGE		1	1	50%	2
JACKSON LABORATORY OF GENOMIC MEDICINE		2			2
VALUE DRUGS GREENLAWN INC		2			2
MEDEXPRESS URGENT CARE - SPRINGDALE, S 40TH STREET		2			2
AMERICAN FAMILY CARE URGENT CARE		1	1	50%	2
LILY PHARMACY		2			2
DESERT SPRINGS HOSPITAL			2	100%	2
Iron County Medical Care Facility		2			2
FRASER MEMORIAL HOSPITAL		1	1	50%	2
SHADY GROVE ADVENTIST HOSPITAL			2	100%	2

# COVID-19: testing by laboratory

Data through May 22, 2021 verified as of May 23, 2021 at 09:25 AM

Data in this report are provisional and subject to change.

The numbers in the table below represent the number of Florida and non-Florida residents for whom test results were received by the Department of Health. A person can be tested by more than one laboratory and can have both positive and negative results. **Therefore, the sum of the numbers in each column will be larger than the total number of people tested.**

Reporting lab	Inconclusive	Negative	Positive	Percent positive	Total
VILLAGES HEALTH SYSTEM, LLC, THE			2	100%	2
POMONA VALLEY COMMUNITY HOSPITAL			2	100%	2
LADY LAKE FAMILY MEDICINE			2	100%	2
UNIVERSITY COMMUNITY HEALTH SERVICES		1	1	50%	2
THE EDGEWATER AND WATERMAN VILLAGE			2	100%	2
MIDDLEBURG PEDIATRICS			2	100%	2
DALLAS VA MEDICAL CENTER - VA NORTH TEXAS HEALTH CARE SYSTEM			2	100%	2
MEDISURE DBA MY WELLNESS EXPRESS			2	100%	2
CAROLINAS PHYSICIAN NETWORK			2	100%	2
STATE OF FLORIDA			2	100%	2
POMERENE HOSPITAL			2	100%	2
VAULT HEALTH			2	100%	2
CVS MA1875POCT ASHLAND		1	1	50%	2
BERGEN COUNTY SURGICAL AND ENDOSCOPY CENTER		2			2
TSALI CARE CENTER		2			2
DEKALB MEDICAL CENTER LABORATORY			2	100%	2
EXCELTOX LABORATORIES LLC		2			2
DIVERSE MEDICAL CARE LLC			2	100%	2
IN & OUT URGENT CARE METAIRIE			2	100%	2
WEAKLEY COUNTY REHAB AND NURSING CENTER		2			2
HOPE HEALTH & WELLNESS		2			2
NEW DISCOVERY BIOLOGICS, LLC		1	1	50%	2
Timber Ridge Health Care Center			2	100%	2
Coos County Nursing Home		2			2
Sanctuary Health Wadsworth		2			2
ADVOCATE SHERMAN HOSPITAL			2	100%	2
OMEGA RESEARCH CONSULTANTS			2	100%	2
EASTERN NIAGARA HOSPITAL		2			2
JASPER MEMORIAL HOSPITAL		1	1	50%	2
MINUTECLINIC DIAGNOSTIC PA #7110		2			2
GULF COAST MEDICAL CENTER RESPIRATORY CARE			2	100%	2
SELECT MEDICAL CLINIC			2	100%	2
BAPTIST HOSPITAL LABORATORY			2	100%	2
FLORIDA SCHOOL FOR THE DEAF & BLIND			2	100%	2
HCR MANOR CARE SERVICES OF FLORIDA III INC		2			2
CRAWFORD COUNTY CARE CENTER		2			2
FLORIDA MEDICAL CENTER OF CLEARWATER		2			2
SMITH NORTHVIEW HOSPITAL LAB			2	100%	2
DESERT ROSE FL LLC		2			2
FLORIDA MEDICAL CLINIC CARDIOLOGY-ZH			2	100%	2
PUBLIX PHARMACY #1048		2			2
CVS AZ5892POCT LAVEEN		2			2
SPECTRUM HEALTH			2	100%	2
MEDICAL CENTER LABORATORY			2	100%	2
WILSON MEMORIAL HOSPITAL			2	100%	2
UWMC MONTLAKE DEPT OF LAB MED			2	100%	2
FLORIDA DEPARTMENT OF HEALTH IN CITRUS COUNTY		2			2

# COVID-19: testing by laboratory

Data through May 22, 2021 verified as of May 23, 2021 at 09:25 AM

Data in this report are provisional and subject to change.

The numbers in the table below represent the number of Florida and non-Florida residents for whom test results were received by the Department of Health. A person can be tested by more than one laboratory and can have both positive and negative results. **Therefore, the sum of the numbers in each column will be larger than the total number of people tested.**

Reporting lab	Inconclusive	Negative	Positive	Percent positive	Total
MOSAIC MEDICAL CENTER MARYVILLE			2	100%	2
SUNSHINE PHARMACY		2			2
PALM MEDICAL CENTER - PLANT CITY		2			2
NORTHSIDE FAMILY MEDICINE AND URGENT CARE (CUMMING)		2			2
MAWD PATHOLOGY GROUP			2	100%	2
UT PATH			2	100%	2
WOODHILLS LABS			2	100%	2
RAPID URGENT CARE - ALBANY			2	100%	2
CVS MO4088POCT LEES SUMMIT		2			2
PRIMARY HEALTH CARE ASSOCIATES INC			2	100%	2
ROYAL CARE MEDICAL CENTER			2	100%	2
WALGREENS #06583		2			2
LIFT HEALTH		2			2
Kroger 550 - The Little Clinic Bellevue		2			2
CEDARS-SINAI MEDICAL CENTER			2	100%	2
LACORP		1	1	50%	2
ADVANCED CARDIOVASCULAR DIAGNOSTICS		2			2
MEDEXPRESS URGENT CARE - MYLAN			2	100%	2
CVS TX7431POCT ROWLETT		2			2
MY PHARMACY			2	100%	2
NORTH MCALLEN PEDIATRIC CENTER			2	100%	2
GULFCOAST JEWISH FAMILY			2	100%	2
Parkwood in the Pines		2			2
UNITED MEMORIAL MEDICAL CENTER			2	100%	2
UNIVERSITY OF MN MEDICAL CENTER EAST CAMPUS			2	100%	2
The Palms Nursing and Rehabilitation		1	1	50%	2
U OF MIAMI MILLER SCHOOL OF MEDICINE			2	100%	2
BAYLOR SCOTT & WHITE COMPREHENSIVE WOUND			2	100%	2
MINUTECLINIC DIAGNOSTIC OF VIRGINIA, LLC #10088		2			2
JUST BELIEVE RECOVERY CENTER			2	100%	2
BIOHEALTH MEDICAL LAB INC			2	100%	2
AVERA MEDICAL GROUP			2	100%	2
HAMILTON CHD		2			2
EXPRESS PHARMACY INC		1	1	50%	2
Cypress Cove Center		2			2
ALL CHILDRENS PEDIATRIC CLINIC			2	100%	2
BAPTIST HEALTH PRIMARY CARE HOMESTEAD			2	100%	2
Kroger 549 - The Little Clinic Clinton Highway		2			2
NEW YORK PSYCHIATRIC INSTITUTE		2			2
MARCO ISLAND HOSPITAL INC D/B/A		1	1	50%	2
Walgreens #5065		2			2
GREEN POINT RX INC DBA ALTRU CHEMISTS		2			2
NORTH SHORE HEMATOLOGY-ONCOLOGY ASSOCIATES		2			2
LIFEGUARD AMBULANCE SERVICES LLC, TEXAS- SAN			2	100%	2
The Laurels of Hendersonville		2			2
Greystone Nursing and Rehab, LLC			2	100%	2
CLEAR CHOICE MD URGENT CARE			2	100%	2

# COVID-19: testing by laboratory

Data through May 22, 2021 verified as of May 23, 2021 at 09:25 AM

Data in this report are provisional and subject to change.

The numbers in the table below represent the number of Florida and non-Florida residents for whom test results were received by the Department of Health. A person can be tested by more than one laboratory and can have both positive and negative results. **Therefore, the sum of the numbers in each column will be larger than the total number of people tested.**

Reporting lab	Inconclusive	Negative	Positive	Percent positive	Total
PLASMA MED RESEARCH DBA		2			2
UNIVERSITY OF MISSOURI HEALTH CARE			2	100%	2
TULANE MEDICAL CENTER			2	100%	2
GOUVERNEUR HOSPITAL LABORATORY		2			2
ASPIRUS RIVERVIEW HOSPITAL & CLINICS INC		1	1	50%	2
COMPLETE HEALTH MEDICAL CENTER			2	100%	2
INDIANA STATE DEPARTMENT OF HEALTH LAB			2	100%	2
LOUIS A JOHNSON VAMC		2			2
WALGREENS # 04626		1	1	50%	2
ST JOHNS EPISCOPAL HOSPITAL SOUTH SHORE		1	1	50%	2
WEST FLORIDA MEDICAL ASSOCIATES, PA			2	100%	2
Lake Charles Healthcare LLC dba Landmark Lake Charles			2	100%	2
ARCADIA DIALYSIS CENTER			2	100%	2
UMASS MEMORIAL MEDICAL CENTER, INC		1	1	50%	2
MEDERI CARETENDERS		1	1	50%	2
SWEETWATER NURSING CENTER		2			2
SOUTHSIDE FAMILY MEDICAL		2			2
Camellia Gardens		2			2
MEDLOGIC, LLC		2			2
HEALTHCARE NETWORK			2	100%	2
ACKERMAN CANCER CENTER		2			2
NEMOURS CHILDRENS PRIMARY CARE			2	100%	2
CARELINE PHARMACY AND HEALTHCARE SERVICES		1	1	50%	2
AUSTIN REGIONAL CLINIC MICROBIOLOGY LAB			2	100%	2
SYLVAN NURSING			2	100%	2
PARKRIDGE MEDICAL CENTER			2	100%	2
SPRINGFIELD HOSPITAL LABORATORY			2	100%	2
HUMILITY OF MARY HEALTH PARTNERS			2	100%	2
MEDPOST - NORTH DALLAS			2	100%	2
URGENT CARE OF COASTAL GEORGIA			2	100%	2
CARTERSVILLE URGENT CARE		1	1	50%	2
CHI MEMORIAL PRIMARY CARE ASSOCIATES-A		2			2
SUDARSAN KAMISSETTY MD PA			2	100%	2
GERM BUSTERS 911 LLC			2	100%	2
ENVOY OF FORK UNION, LLC DBA ENVOY AT THE VILLAGE		2			2
Friendship Manor Inc.		2			2
CVS AZ3749POCT GOODYEAR		2			2
HOUSTON MEDICAL CENTER LABORATORY		1	1	50%	2
CLEAR LAKE REGIONAL MEDICAL CENTER			2	100%	2
Iowa Veterans Home		2			2
Delaware Court Healthcare Center		2			2
LEESBURG DIALYSIS CENTER		1	1	50%	2
CDPH K-12 SCHOOL LABORATORIES (HILLSBOROUGH CITY SCHOOL DISTRICT)			2	100%	2
MAJESTIC GUARDIANS			2	100%	2
EVERYBODY'S FAMILY CLINIC		2			2
MAIN STREET MEDICAL CENTERS		2			2
CSS- TWELVE OAKS			2	100%	2

# COVID-19: testing by laboratory

Data through May 22, 2021 verified as of May 23, 2021 at 09:25 AM

Data in this report are provisional and subject to change.

The numbers in the table below represent the number of Florida and non-Florida residents for whom test results were received by the Department of Health. A person can be tested by more than one laboratory and can have both positive and negative results. **Therefore, the sum of the numbers in each column will be larger than the total number of people tested.**

Reporting lab	Inconclusive	Negative	Positive	Percent positive	Total
PANCARE HEALTH - SNEADS ELEMENTARY			2	100%	2
SANFORD REGIONAL HOSPITAL WORTHINGTON		2			2
PLAINS REGIONAL MEDICAL CENTER		2			2
Kroger 762 - The Little Clinic Clarksville		2			2
Providence of Sparta Health and Rehabilitation		2			2
LINIL VISITING NURSES, INC		2			2
BAPTIST HOSPITAL INTERNAL MEDICINE GULF BREEZE			2	100%	2
LAWRENCE GENERAL HOSPITAL			2	100%	2
CRUC CMCH-COVID-19		2			2
CHILDREN PHYSICIANS GROUP			2	100%	2
OAKMONT WEST- GREENVILLE SC		2			2
EXPRESSCARE OF WESTMINSTER			2	100%	2
Colonial Manor Nursing and Rehabilitation Center		2			2
OPTUMSERVE HEALTH SERVICES INDIANA			2	100%	2
CHIPLEY DIALYSIS			2	100%	2
FLORIDA COMMUNITY HEALTH CENTERS, INC.			2	100%	2
Northpoint Lexington Healthcare		1	1	50%	2
LITTLE FALLS HOSPITAL LABORATORY		2			2
ADVENTHEALTH EAST ORLANDO EMPLOYEE CLINIC		2			2
PATIENT FIRST MEDICAL CENTER-CARYTOWN			2	100%	2
Walgreens #10207		2			2
Walgreens #19019		2			2
MOSOLF PEDIATRICS PA		1	1	50%	2
NEWTON MEMORIAL HOSPITAL		2			2
KANSAS CITY VA MEDICAL CENTER			2	100%	2
VETERANS AFFAIRS MEDICAL CENTER - GREATER LOS ANGELES			2	100%	2
DOCTORS MEDICAL CTR OF WALTON COUNTY			2	100%	2
CITY OF NEW YORK DEPARTMENT OF HEALTH			2	100%	2
Virginia Gay Nursing and Rehab		2			2
HOUSTON HEALTH DEPARTMENT - BUREAU OF LABORATORY SERVICES			2	100%	2
PALM BEACH DIABETES & ENDOCRINE SPECIALISTS PA			2	100%	2
CVS MA38POCT CHARLTON		2			2
Sanford Health & Rehabilitation			2	100%	2
COLLECTION SITES			2	100%	2
FIRSTCHOICE FAMILY CARE, PLLC		2			2
IDAHO BUREAU OF LABORATORIES		2			2
UNIVERSTIY OF ILLINOIS HOSPITAL			2	100%	2
KAISER SUNNYSIDE MEDICAL CTR LAB		2			2
ST. JOSEPH REGIONAL MEDICAL CENTER			2	100%	2
441 URGENT CARE-MULBERRY			2	100%	2
PALMETTO FAMILY HEALTH CENTER			2	100%	2
MD NOW URGENT CARE MEDICAL CENTERS INC			2	100%	2
FHCP ASC - ORANGE CITY			2	100%	2
MERCY HEALTH LAB		1	1	50%	2
ST ANTHONY'S PINELLAS CARE CLINIC			2	100%	2
CVS NC2297335CV GREENSBORO		2			2
STEELFUSION/RJ LEE GROUP LABORATORY			2	100%	2



# COVID-19: testing by laboratory

Data through May 22, 2021 verified as of May 23, 2021 at 09:25 AM

Data in this report are provisional and subject to change.

The numbers in the table below represent the number of Florida and non-Florida residents for whom test results were received by the Department of Health. A person can be tested by more than one laboratory and can have both positive and negative results. **Therefore, the sum of the numbers in each column will be larger than the total number of people tested.**

Reporting lab	Inconclusive	Negative	Positive	Percent positive	Total
SARASOTA MEMORIAL MEDICAL URGENT CARE CENTER			2	100%	2
SUMMIT URGENT CARE PS			2	100%	2
DELMAR GARDENS OF O'FALLON		2			2
DR JAMES D FORBES FAMILY CARE CENTER			2	100%	2
GOLISANO PEDIATRICS PORT CHARLOTTE HARBOR		2			2
EASTSIDE SPORTS COMPLEX			2	100%	2
METROHEALTH SYSTEM			2	100%	2
PHYSICIANS PREMIER			2	100%	2
Holiday Retirement Home			2	100%	2
PARK CITY HOSPITAL - RESPIRATORY CARE SERVICES			2	100%	2
PUBLIC HEALTH LABORATORY	1		1	50%	2
MEDEXPRESS URGENT CARE - SPRINGFIELD, COOLEY ST		2			2
GOSHEN MEDICAL CENTER			2	100%	2
CVS OH6185POCT PICKERINGTON		2			2
FLORIDA CLINICAL LABORATORY INC			2	100%	2
LEE PHYSICIAN GROUP FAMILY MEDICINE AT BABCOCK		2			2
EXPRESS CARE OF LEESBURG			2	100%	2
ELMHURST MEMORIAL HOSPITAL			2	100%	2
OSF ST JOSEPH MEDICAL CENTER			2	100%	2
WALGREENS AGUADILLA (ST 177)		2			2
MEDSTAR SOLUTIONS, LLC		2			2
SOUTHEASTERN INSTITUTE OF RESTORATIVE MEDICINE		1	1	50%	2
YOUTH AND YOU, INC		2			2
LABTOX LABORATORIES			2	100%	2
NOVA SOUTHEASTERN UNIVERSITY - STUDENT MEDICAL CTR			2	100%	2
CVS PA5447POCT NEWTOWN		2			2
MEDEXPRESS URGENT CARE - OMAHA N 72 ST		2			2
MEDEXPRESS URGENT CARE - HAZLET		1	1	50%	2
CAREATC - PALM HARBOR		1	1	50%	2
MINUTECLINIC DIAGNOSTICS OF OKLAHOMA		2			2
RAPID URGENT CARE INC		2			2
ROYAL PALM PEDIATRICS			2	100%	2
NOSE AND SINUS INSTITUTE OF BOCA RATON		1	1	50%	2
BLACKBAG DIGITAL HEALTH LLC		2			2
DOCTORS CARE OF PALM COAST			2	100%	2
MILLERSVILLE UNIVERSITY HEALTH SERVICE		2			2
Kroger 519 - The Little Clinic Georgesville Square		2			2
SOUTHERN TENNESSEE MEDICAL CENTER			2	100%	2
MCLAREN REGIONAL MEDICAL CENTER			2	100%	2
REHOBOTH MCKINLEY CHRISTIAN HOSPITAL		2			2
DOCTOR TODAY URGENT CARE			2	100%	2
Kroger 412 - The Little Clinic Oxford		2			2
SIMEDHEALTH CHIEFLAND DRAW STATION		1	1	50%	2
REELFOOT FAMILY WALK IN CLINIC - TIPT		2			2
FLORIDA MENTOR FAULKNER GROUP HOME			2	100%	2
WillowBrooke Court at Westminster Village		2			2
Garden Care Center		2			2

# COVID-19: testing by laboratory

Data through May 22, 2021 verified as of May 23, 2021 at 09:25 AM

Data in this report are provisional and subject to change.

The numbers in the table below represent the number of Florida and non-Florida residents for whom test results were received by the Department of Health. A person can be tested by more than one laboratory and can have both positive and negative results. **Therefore, the sum of the numbers in each column will be larger than the total number of people tested.**

Reporting lab	Inconclusive	Negative	Positive	Percent positive	Total
WATERBURY HOSPITAL REFERENCE LAB			2	100%	2
Oakmont of Katy Nursing and Rehabilitation		2			2
BOCA RATON PHYSICIANS PA			2	100%	2
FIRST CARE WALK IN CLINIC LLC			2	100%	2
PM PEDIATRICS OF BAYSIDE PLLC - HOPEWELL JUNCTION		2			2
CVS OH4327POCT PAINESVILLE		2			2
SHEPHERD CENTER CLINICAL LABORATORY		2			2
RAINY LAKE MEDICAL CENTER			2	100%	2
NORTH OKALOOSA PHYSICIAN GRP - WALK IN CLINIC			2	100%	2
BRADENTON DIALYSIS			2	100%	2
MILFORD REGIONAL HOSPITAL			2	100%	2
CARESPOT URGENT CARE		1	1	50%	2
ST PETERSBURG GENERAL HOSPITAL LABORATORY			2	100%	2
ATVIVO LLC		2			2
FL DEPT OF HEALTH MARION COUNTY MOBILE HEALTH UNIT			2	100%	2
Church Creek SNF			2	100%	2
ALTIVUS INSTITUTE FOR BIOMEDICAL SCIENCES			2	100%	2
RICHICHI FAMILY HEALTH			2	100%	2
CVS PHARMACY INC DBA CVS/PHARMACY # 10600		2			2
WELLSTREET SMYNA URGENT CARE		2			2
JUPITER PEDIATRIC ASSOCIATES, PA		1	1	50%	2
THE WINDSOR ORTEGA		2			2
BROOKS -TLC HOSPITAL SYSTEM			2	100%	2
TENNESSEE DEPARTMENT OF HEALTH (TDH) - REGIONAL LABORATORY			2	100%	2
CROSSTOWN PHARMACY		2			2
REGIONS HOSPITAL LABORATORY			2	100%	2
Mayaguez Outpatient Clinic		2			2
Alden Des Plaines			2	100%	2
FORT MYERS NORTH DIALYSIS		1	1	50%	2
ST VINCENT'S AMBULATORY CARE INC			2	100%	2
MEDEXPRESS URGENT CARE - ST CLAIR, CLOVER DR.		1	1	50%	2
GOSHEN HOSPITAL			2	100%	2
INSPIRIT SENIOR LIVING			2	100%	2
WURLAND NURSING AND REHABILITATION, L		2			2
PHOEBE BERKS HEALTH CARE CENTER		2			2
SACRED HEART HOSPITAL ON THE EMERALD			2	100%	2
CONEMAUGH MEMORIAL MEDICAL CENTER		2			2
MOBILE MEDICAL UNIT- SAINT JOSEPH REG		2			2
MERCY CONVENIENT CARE			2	100%	2
ADVENTIST HINSDALE HOSPITAL LABORATORY			2	100%	2
PRIMACARE MEDICAL LAKEWOOD			2	100%	2
MINERS COLFAX MEDICAL CENTER		2			2
UNM SANDOVAL REGIONAL MEDICAL CENTER		2			2
SALEM VAMC		2			2
COBLESKILL REGIONAL HOSPITAL		2			2
COOL KIDZ PEDIATRICS			2	100%	2
ABBAY DELRAY SOUTH IN FLORIDA			2	100%	2

# COVID-19: testing by laboratory

Data through May 22, 2021 verified as of May 23, 2021 at 09:25 AM

Data in this report are provisional and subject to change.

The numbers in the table below represent the number of Florida and non-Florida residents for whom test results were received by the Department of Health. A person can be tested by more than one laboratory and can have both positive and negative results. **Therefore, the sum of the numbers in each column will be larger than the total number of people tested.**

Reporting lab	Inconclusive	Negative	Positive	Percent positive	Total
VASNHS-Northeast PC Clinic		1	1	50%	2
CARTER BLOOD CARE			2	100%	2
HEAD 2 TOE PEDIATRICS, PLLC		1	1	50%	2
ESCANDON DIAGNOSTIC CLINIC			2	100%	2
Maine VA HCS		2			2
WyndRidge Health & Rehabilitation		2			2
SOWAL HEALTH & DRUG			2	100%	2
SOUTH TAMPA AFTER HOURS CLINIC			2	100%	2
IMA MEDICAL CENTER OF SOUTH WEST ORLANDO		1	1	50%	2
FIRST CHOICE MEDICAL PC			2	100%	2
FLORIDA MEDICAL CLINIC IM LUTz			2	100%	2
URGENT CARE AND SURGERY CENTER			2	100%	2
RM LAB LLC DBA EXPRESS LAB		2			2
PULMONARY MEDICINE		2			2
WELLSTAR SPALDING REGIONAL MEDICAL CENTER		2			2
DELAWARE VETERANS HOME		2			2
ATLAS GENOMICS			2	100%	2
HCA HOUSTON ER 24/7			2	100%	2
Van Wert Manor		2			2
Kroger 672 - The Little Clinic Bill Kennedy & Glenwood		2			2
DNA DIAGNOSTICS CENTER		2			2
University Center East			2	100%	2
Fairlane Gardens Nursing and Rehab at Reading		2			2
MOUNT ST MARYS HOSPITAL OF NIAGARA FALLS		1	1	50%	2
Avanti Wellness and Rehab			2	100%	2
BLUEWATER TOXICOLOGY			2	100%	2
CVS TN5694POCT SODDY DAISY		2			2
NEMOURS CHILDRENS HORIZON WEST			2	100%	2
LARKIN COMMUNITY HOSPITAL PALM SPRINGS CAMPUS		1	1	50%	2
Mary Anna Nursing Home		2			2
FLORIDA KEYS PED & ADOLES CTR			2	100%	2
Village Green Health & Rehabilitation		2			2
WALGREENS MARATHON		1	1	50%	2
SPRING VALLEY HOSPITAL MEDICAL CENTER			2	100%	2
SUNCOAST BLOOD BANK			2	100%	2
LSU MEDICAL CENTER			1	100%	1
GOOD SHEPHERD HEALTH SYSTEM			1	100%	1
Marysville Care Center		1			1
Piedmont Crossing		1			1
RENEGADEXBIO, PBC	1				1
PRIORITY TOXICOLOGY LABORATORIES			1	100%	1
ROMULO CAMOGLIANO MD/INTERNAL MEDICINE			1	100%	1
WALMART PHARMACY 10-4554		1			1
FLORIDA HOSPITAL TRANSPLANT CENTER		1			1
LIFE CARE CENTER OF HILTON HEAD		1			1
NORTH CAROLINA STATE LABORATORY OF PUBLIC HEALTH, SPECTRUM LAB NETWORK			1	100%	1
BACON COUNTY HOSPITAL		1			1

# COVID-19: testing by laboratory

Data through May 22, 2021 verified as of May 23, 2021 at 09:25 AM

Data in this report are provisional and subject to change.

The numbers in the table below represent the number of Florida and non-Florida residents for whom test results were received by the Department of Health. A person can be tested by more than one laboratory and can have both positive and negative results. **Therefore, the sum of the numbers in each column will be larger than the total number of people tested.**

Reporting lab	Inconclusive	Negative	Positive	Percent positive	Total
THE READING HOSPITAL AND MEDICAL CENTER			1	100%	1
ASUNCION HOME HEALTH CARE CORP			1	100%	1
LIBERTY COMMONS NURSING AND REHABILITA		1			1
TRAVIS LEE THOMPSON MD			1	100%	1
HARDVARD VANGUARD MEDICAL ASSOCIATES - NEEDHAM			1	100%	1
BAXTER REGIONAL MEDICAL CENTER			1	100%	1
URGENT DOC -NACOGODOCHES CLINIC			1	100%	1
MBMG OF WINTER HAVEN			1	100%	1
DAYTON CHILDRENS HOSPITAL LAB			1	100%	1
BENEWAH COMMUNITY HOSPITAL		1			1
DIXIE COUNTY JAIL			1	100%	1
Crisp Regional Nursing and Rehab Center		1			1
PEDIATRIC ASSOCIATES OF ORLANDO			1	100%	1
Mission Arch Center		1			1
EUROFINS APPLIED GENOMICS - LOUISVILLE		1			1
WELLMED AT LINEBAUGH AVE			1	100%	1
SANTA YNEZ VALLEY COTTAGE HOSP CL LAB			1	100%	1
COASTAL PEDIATRICS LLC			1	100%	1
Kroger - KR070300083			1	100%	1
PALACE CARE AND REHAB		1			1
ADVENTHEALTH MEDICAL GROUP PEDIATRICS DIABETES &			1	100%	1
RESIDENCES AT MIAMI / REIGN GARDENS LLC, THE			1	100%	1
NHC Chattanooga			1	100%	1
PHYSICIANS ASSOCIATES			1	100%	1
DOCTORS HEARING			1	100%	1
PATIENT FIRST-GENERAL BOOTH			1	100%	1
RIVIERA BEACH HEALTH CENTER LAB			1	100%	1
JOHN MANCHIN SR HEALTH CARE CENTER		1			1
NEMOURS CHILDREN'S PRIMARY CARE			1	100%	1
WMC HEALTH GROUP INC			1	100%	1
DEVLIN MANOR NURSING AND REHABILITATION		1			1
ALBUQUERQUE INDIAN HEALTH CENTER		1			1
GOLDING-GRANADO MEDICAL ASSOCIATES		1			1
GAMMA HEALTHCARE, INC		1			1
MONROE HOSPITAL			1	100%	1
CONVENIENT URGENT CARE			1	100%	1
NABI		1			1
ORCHARD PARK HEALTH CARE AND REHABILITATION CENTER		1			1
MID-FLORIDA PATHOLOGY LLC		1			1
NICKLAUS CHILDREN'S DORAL OUTPATIENT CENTER			1	100%	1
ST. PETERSBURG PEDIATRICS-SEMINOLE			1	100%	1
DONALSONVILLE HOSPITAL			1	100%	1
BAPTIST HEALTH PRIMARY CARE AT CUTLER BAY			1	100%	1
CARSON NURSING AND REHABILITATION CENTER		1			1
ADVENT HEALTH MEDICAL GROUP MULTISPECIALTY			1	100%	1
EUROFINS PHOENIX			1	100%	1
EDEN HEALTH NOMAD LAB		1			1

# COVID-19: testing by laboratory

Data through May 22, 2021 verified as of May 23, 2021 at 09:25 AM

Data in this report are provisional and subject to change.

The numbers in the table below represent the number of Florida and non-Florida residents for whom test results were received by the Department of Health. A person can be tested by more than one laboratory and can have both positive and negative results. **Therefore, the sum of the numbers in each column will be larger than the total number of people tested.**

Reporting lab	Inconclusive	Negative	Positive	Percent positive	Total
LOGAN COUNTY HOSPITAL			1	100%	1
MEDEXPRESS URGENT CARE - LINDEN		1			1
FOUNDCARE HEALTH			1	100%	1
Avista Nursing and Rehab			1	100%	1
TAMPA GENERAL MEDICAL GROUP LABORATORY HEALTHPARK			1	100%	1
ADVANCE HEALTH AND WELLNESS SOLUTIONS			1	100%	1
KEYS PEDIATRICS PLLC			1	100%	1
WALKERS DRUG STORE			1	100%	1
HIGH DESERT COURT GROUP HOME			1	100%	1
JOSEPH REINA PHARMACY INC DBA JRX PHAR		1			1
BADGER TESTING SERVICES LLC		1			1
STEVEN J VALENTINO, DO PC		1			1
HEART HOSPITAL OF LAFAYETTE: EMERGENCY ROOM			1	100%	1
ADVANCED RESEARCH INSTITUTE			1	100%	1
RAPID CITY REGIONAL HOSPITAL -579 ATTN. LABORATORY		1			1
CLIFTON SPRINGS		1			1
MINUTE CLINIC DIAGNOSTIC MED GRP OF CA		1			1
INFANTS & CHILDREN PA			1	100%	1
MEDHELP			1	100%	1
BMC/NASSAU			1	100%	1
PALM BEACH COUNTY HEALTH DEPT.			1	100%	1
SMA BEHAVIORAL HEALTH SERVICES INC		1			1
ENT & ALLERGY ASSOCIATES, LLP - SLEEPY HOLLOW (ABBOTT)		1			1
Portsmouth Health and Rehab			1	100%	1
Kroger 519 - The Little Clinic Staples Mill Road		1			1
DISPATCH HEALTH - TEXAS, PA			1	100%	1
EMPATH HOME HEALTH LLC			1	100%	1
LABORATORY SERVICES SGHS - CAMDEN		1			1
MARTIN LUTHER KING RENAL INSTITUTE			1	100%	1
JACKSON GENERAL HOSPITAL			1	100%	1
DOYLESTOWN HOSPITAL			1	100%	1
TMH URGENT CARE CENTER			1	100%	1
PRACTITIONERS IN MOTION			1	100%	1
CAREATC - WISCONSIN PIPE-FITTERS			1	100%	1
CAPITAL DIAGNOSTICS			1	100%	1
ST JOHN FISHER COLLEGE HEALTH AND WELLNESS		1			1
GREYSTONE HOME HEALTH OF GREATER ORLANDO LLC		1			1
BEACH CARE PLLC			1	100%	1
HUNTERS CREEK MEDICAL ASSOCIATES PA		1			1
ISSAM ALBANNA MD PA			1	100%	1
GENEVA FAMILY HEALTH			1	100%	1
Metairie Healthcare Center			1	100%	1
ARTESIAN HOME		1			1
BASCOM PALMER-MICRO LAB			1	100%	1
SOUTH COUNTY NURSING AND REHABILITATION		1			1
PRIMARY CARE GROUP LLC		1			1
CASS LAKE PHS INDIAN HOSPITAL		1			1



# COVID-19: testing by laboratory

Data through May 22, 2021 verified as of May 23, 2021 at 09:25 AM

Data in this report are provisional and subject to change.

The numbers in the table below represent the number of Florida and non-Florida residents for whom test results were received by the Department of Health. A person can be tested by more than one laboratory and can have both positive and negative results. **Therefore, the sum of the numbers in each column will be larger than the total number of people tested.**

Reporting lab	Inconclusive	Negative	Positive	Percent positive	Total
BROOKDALE WEST PALM BEACH			1	100%	1
PARK AVENUE DERMATOLOGY NORTH			1	100%	1
COMMUNITY MEDICAL CARE			1	100%	1
THE INTERNAL MEDICAL GROUP		1			1
NORTH FLORIDA REGIONAL MEDICAL CENTER EMERGENCY			1	100%	1
BROOKDALE AVONDALE (BU 04360)			1	100%	1
KENNEDY BOULEVARD DIALYSIS			1	100%	1
TWIN			1	100%	1
WALGREENS #04786		1			1
SCRIPTS PLUS INC DBA THE MEDICINE SHOP		1			1
DR Q PEDIATRICS			1	100%	1
SAINT AGNES MEDICAL CENTER			1	100%	1
EILEEN TURBESSI MD PA		1			1
WALGREENS #5130			1	100%	1
PHYSICIANS OF CENTRAL FLORIDA			1	100%	1
SIGNATURE CARE MIDLAND			1	100%	1
BRIAN C GRINER MD LLC			1	100%	1
WY RETIREMENT CENTER		1			1
Nemours Children's Clinic-Orla			1	100%	1
MD NOW MEDICAL CENTERS, INC			1	100%	1
FRESENIUS MEDICAL CARE TRADTION			1	100%	1
FLORHAM PARK ENDOSCOPY CENTER		1			1
IVY CREEK FAMILY CARE OF TROY			1	100%	1
WEST FLORIDA MEDICAL CENTER CLINIC			1	100%	1
Citadel		1			1
GADSDEN FAMILY PRACTICE		1			1
HEALTH FIRST HOME CARE		1			1
SAN ANTONIO DERMATOLOGY AND MEDICAL SPA			1	100%	1
ARNOLD PALMER HOSPITAL LAB POCT		1			1
LITTLE COMPANY OF MARY HOSPITAL			1	100%	1
CERTUS OC OPCO, LLC			1	100%	1
Victoria Manor		1			1
TAMPA FAMILY HEALTH CENTERS			1	100%	1
Melbourne Terrace Rehabilitation Center			1	100%	1
Erwin Health Care Center		1			1
NULL			1	100%	1
CLEVELAND HEARTLAB			1	100%	1
Kroger 682 - The Little Clinic Combs and Gantzel		1			1
CARLTON SHORES HEALTH AND REHABILITATION CENTER			1	100%	1
Greene Meadows Nursing and Rehabilitation Center		1			1
MARYLAND DEPARTMENT OF HEALTH AND MENTAL HYGIENE			1	100%	1
FLAGLER COUNTY BOARD OF COUNTY COMMISSIONERS			1	100%	1
PHYSICIANS LAB INC			1	100%	1
FRITZINGERTOWN SENIOR LIVING		1			1
Lenbrook		1			1
CENTRAL FLORIDA MEDICAL CARE			1	100%	1
KIDS HEALTH ALLIANCE PA			1	100%	1

# COVID-19: testing by laboratory

Data through May 22, 2021 verified as of May 23, 2021 at 09:25 AM

Data in this report are provisional and subject to change.

The numbers in the table below represent the number of Florida and non-Florida residents for whom test results were received by the Department of Health. A person can be tested by more than one laboratory and can have both positive and negative results. **Therefore, the sum of the numbers in each column will be larger than the total number of people tested.**

Reporting lab	Inconclusive	Negative	Positive	Percent positive	Total
MOREHOUSE SCHOOL OF MEDICINE		1			1
INTERNAL MEDICINE ASSOCIATES OF LAKE			1	100%	1
ACCULAB			1	100%	1
Northern Nevada State Veterans Home		1			1
Troy Center for Rehabilitation & Nursing		1			1
BEST CHOICE WELLNESS & LABORATORY LLC			1	100%	1
Plaza Healthcare			1	100%	1
SARASOTA MEMORIAL HEALTHCARE			1	100%	1
GATEWAY LABORATORIES		1			1
WAYNE COUNTY PUBLIC HEALTH		1			1
PARK AVENUE MEDICAL PROFESSIONALS		1			1
Smg/North Jersey Hematology & Oncology		1			1
CONSULATE HEALTH CARE OF VERO BEACH			1	100%	1
PAUL C SCHWARTZ & MELVIN L WEIDMAN		1			1
MEDIPLUS CLINIC, INC			1	100%	1
KNOX COMMUNITY HOSPITAL			1	100%	1
Schoenbrunn Healthcare		1			1
VELOCITY URGENT CARE - LITTLE CREEK			1	100%	1
CORNERSTONE OF RECOVERY INC		1			1
MEDEXPRESS URGENT CARE - WAYNESBURG		1			1
CAPE CORAL HOSPITAL NURSING			1	100%	1
OPCO LLC LEGACY NURSING AND REHABILITA		1			1
NORTHEAST BAPTIST HOSPITAL			1	100%	1
Walgreens #10851		1			1
BRIDGEWATER AT WATERMAN VILLAGE			1	100%	1
WALK IN FAMILY MEDICINE CENTER			1	100%	1
ST.ELIZABETH HEALTH CENTER	1				1
MARINA DEL REY HOSPITAL LAB			1	100%	1
GARDENS PEDIATRICS LAB			1	100%	1
SPACE COAST COMMUNITY PHARMACY			1	100%	1
THE MEDICAL CENTER AT SCOTTSVILLE			1	100%	1
St. Patrick's Manor		1			1
TARRYTOWN PHARMACY			1	100%	1
DYNACARE			1	100%	1
ALLIED PEDIATRICS & FAMILY MEDICINE			1	100%	1
BLUFFTON HEALTH CENTER			1	100%	1
APEX HOME HEALTHCARE			1	100%	1
YOUR HEALTH PEDIATRICS			1	100%	1
SOUTHERN FAMILY HEALTH			1	100%	1
AMERICAN DRUG TESTING LAB LLC			1	100%	1
Brakeley Park Center		1			1
UC SAN DIEGO CENTER FOR ADVANCED LABORATORY MEDICINE			1	100%	1
ANDERSON REGIONAL MEDICAL CENTER			1	100%	1
KID CARE PEDIATRICS PA			1	100%	1
CURRY HLTH DIST DBA CURRY GENERAL HOSPITAL		1			1
CHILDRENS HEALTHCARE OF ATLANTA AT SCOTTISH RITE		1			1
UW MEDICINE CHU LAB			1	100%	1

# COVID-19: testing by laboratory

Data through May 22, 2021 verified as of May 23, 2021 at 09:25 AM

Data in this report are provisional and subject to change.

The numbers in the table below represent the number of Florida and non-Florida residents for whom test results were received by the Department of Health. A person can be tested by more than one laboratory and can have both positive and negative results. **Therefore, the sum of the numbers in each column will be larger than the total number of people tested.**

Reporting lab	Inconclusive	Negative	Positive	Percent positive	Total
ABBOTT VASCULAR OCCUPATIONAL HEALTH SE		1			1
VERITAS GENETICS, INC.			1	100%	1
IVAN, MAYA			1	100%	1
HENRICO DOCTOR'S LABORATORY			1	100%	1
GRAND LIVING			1	100%	1
Trenton Health and Rehabilitation		1			1
TERRELL URGENT CARE			1	100%	1
HEALTHPLUS			1	100%	1
RELIANCE HOME HEALTH CARE INC		1			1
PATIENT FIRST - NEWTOWN ROAD			1	100%	1
PREMIER FAMILY AND SPORTS MEDICINE LLC			1	100%	1
TRUCARE LIVING CENTERS - SELMA			1	100%	1
Sharon Care Center			1	100%	1
ATMORE COMMUNITY HOSPITAL			1	100%	1
MEDICAL SPECIALISTS OF THE PALM BEACHES			1	100%	1
SENTARA AMBULATORY CARE CLINIC			1	100%	1
MAGGY PHARMACY INC		1			1
SOUTH FLORIDA EVALUATION AND TREATMENT		1			1
BMC MAYPORT			1	100%	1
NFRC CLINICAL LAB			1	100%	1
BRONSON METHODIST HOSPITAL			1	100%	1
CAROMONT HEALTH			1	100%	1
HAWAII DEPARTMENT OF HEALTH LAB			1	100%	1
Medilodge of Mt. Pleasant		1			1
JACKSBORO URGENT CARE			1	100%	1
Elderwood at Williamsville		1			1
ST JOHN'S MEDICAL CENTER, TETON VILLAGE			1	100%	1
Kroger 524 - The Little Clinic Iron Bridge Road		1			1
CHESAPEAKE REGIONAL MEDICAL CENTER			1	100%	1
JMJ FAMILY PRACTICE			1	100%	1
VALUE DRUG STORES INC		1			1
MEDCOR, INC			1	100%	1
CVS TX8990POCT HELOTES		1			1
APPLECARE BRUNSWICK			1	100%	1
WMG URGENT CARE WOODSTOCK			1	100%	1
PATIENT FIRST - TAYLOR ROAD			1	100%	1
EMERGENCE MEDICINE			1	100%	1
EAST LANSING OPCO		1			1
PARK AVENUE PEDIATRICS PC		1			1
BL DIAGNOSTICS LLC			1	100%	1
COLUMBUS REGIONAL HOSPITAL			1	100%	1
Signature Healthcare of Georgetown		1			1
POMPANO BEACH ARTIFICIAL KIDNEY CENTER			1	100%	1
HCL LABORATORIES			1	100%	1
Avantara Lake Norden		1			1
FIRST CARE HOME SERVICES INC			1	100%	1
ARIZONA STATE LABORATORY			1	100%	1

# COVID-19: testing by laboratory

Data through May 22, 2021 verified as of May 23, 2021 at 09:25 AM

Data in this report are provisional and subject to change.

The numbers in the table below represent the number of Florida and non-Florida residents for whom test results were received by the Department of Health. A person can be tested by more than one laboratory and can have both positive and negative results. **Therefore, the sum of the numbers in each column will be larger than the total number of people tested.**

Reporting lab	Inconclusive	Negative	Positive	Percent positive	Total
Encompass Health Rehab Hosp Alexandria		1			1
The Pines at Poughkeepsie Center for Nursing and Rehabilitation		1			1
HARDIN MEMORIAL HOSPITAL - HEARTLAND PATHOLOGY CONSULTANTS			1	100%	1
PATIENT FIRST - FAIRFAX			1	100%	1
Garden View Care Center at Dougherty Ferry		1			1
WALGREENS #9340		1			1
DOCTORS MEDICAL CENTER			1	100%	1
WINDSOR MANOR			1	100%	1
ADVENTHEALTH MEDICAL GROUP SENIOR HEALTH AT			1	100%	1
ARBOR TERRACE AT CITRUS PARK			1	100%	1
CARESOUTH HHA HOLDINGS OF THE TREASURE COAST LLC			1	100%	1
BOULDER COMMUNITY HOSPITAL			1	100%	1
PALMETTO ARTIFICIAL KIDNEY CENTER			1	100%	1
CAPE CANAVERAL HOSP			1	100%	1
CFCH - FROSTPROOF			1	100%	1
MACKINAC STRAITS LONG TERM CARE UNIT		1			1
ADVANCE FLORIDA CONSULTING			1	100%	1
BAYCARE OUTREACH LAB AT NEW TAMPA			1	100%	1
SANCHEZ CAZAU MEDICAL GROUP			1	100%	1
FLORIDA HEART AND VASCULAR MULTISPECIALTY GROUP PA			1	100%	1
NLAC SUMMERBIO			1	100%	1
CELEBRATION HOSPITAL			1	100%	1
MOUNT SINAI MEDICAL CENTER AVENTURA ER			1	100%	1
CLEVELAND CLINIC FLORIDA LAB			1	100%	1
Autumn Care of Suffolk		1			1
COLUMBIA CREST CARE & RAHAB		1			1
Brookdale Richmond Place		1			1
CURELOGICS WOUND CARE & HYPERBARIC CENTER		1			1
SANTA BARABARA ALF LLC (THE WINDSOR)			1	100%	1
Central Park Healthcare & Rehabilitation Center		1			1
SUMMIT LABORATORY			1	100%	1
Kroger 379 - The Little Clinic Stony Brook		1			1
HABANA HEALTH CARE CENTER			1	100%	1
NHC PLACE AT COOL SPRINGS		1			1
DOCS OUTSIDE THE BOX INC			1	100%	1
RUBY MEMORIAL HOSP. LAB			1	100%	1
ALPHA 1 ANTITRYPSIN RESEARCH PROGRAM			1	100%	1
St Mary's d'Youville Pavilion		1			1
West Woods of Niles		1			1
Rockcastle Health and Rehab		1			1
Kroger 447 - The Little Clinic Lebanon		1			1
CAMAI COMMUNITY HEALTH CENTER, INC			1	100%	1
KINGMAN REGIONAL MEDICAL CENTER			1	100%	1
Vi at Aventura		1			1
FAMILY MEDICINE AT KISSIMMEE		1			1
			1	100%	1
HYDE PARK MEDICAL CENTER		1			1

# COVID-19: testing by laboratory

Data through May 22, 2021 verified as of May 23, 2021 at 09:25 AM

Data in this report are provisional and subject to change.

The numbers in the table below represent the number of Florida and non-Florida residents for whom test results were received by the Department of Health. A person can be tested by more than one laboratory and can have both positive and negative results. **Therefore, the sum of the numbers in each column will be larger than the total number of people tested.**

Reporting lab	Inconclusive	Negative	Positive	Percent positive	Total
Kroger 57 - The Little Clinic Jay C Charlestown		1			1
FLORIDA EPIDEMIOLOGY PROGRAM			1	100%	1
Chestnut Ridge Nursing & Rehab		1			1
SOUTHEAST HEALTH WESTGATE CLINIC			1	100%	1
MOREHOUSE COLLEGE STUDENT HEALTH CENTE		1			1
ERLANGER WESTERN CAROLINA HOSPITAL			1	100%	1
JACKSONVILLE HEALTH & REHAB		1			1
FLORIDA HOSPITAL LAB			1	100%	1
Elderwood at Lockport		1			1
Kroger 825 - The Little Clinic Dorothy Lane		1			1
UNITYPOINT HEALTH TRINITY			1	100%	1
MARTIN HEALTH PHYSICIAN GROUP			1	100%	1
REGIONAL MED CTR BAYONET POINT			1	100%	1
WILLOWBROOKE COURT AT MATTHEWS GLEN		1			1
PRIORITY CARE LLC			1	100%	1
NULEASE MEDICAL SOLUTIONS			1	100%	1
HEALTH & WELLNESS PROFESSIONALS INC			1	100%	1
GENESIS MICROBIOLOGY LAB		1			1
ADVENTHEALTH ALTAMONTE SPRINGS EMPLOYEE CLINIC			1	100%	1
RANDOLPH-MACON COLLEGE			1	100%	1
Victory Health and Rehabilitation			1	100%	1
Jenkins Living Center		1			1
ROSE MEDICAL CENTER LAB			1	100%	1
KETAMINE HEALTH CENTERS OF WEST PALM BEACH LLC		1			1
DORA HOME CARE			1	100%	1
NORTH WEST FLORIDA DIAGNOSTIC ENOCRINOLOGY CLINIC			1	100%	1
WINTER GARDEN CHILDREN'S HEALTH CENTERS			1	100%	1
NORTHERN KENTUCKY HEALTH DEPARTMENT			1	100%	1
PROGRESSIVE MEDICAL RESEARCH			1	100%	1
ADVANCED INDIVIDUALIZED MEDICINE OF NAPLES			1	100%	1
Peninsula Nursing and Rehabilitation Center		1			1
MEDICAL CENTER FRANKLIN			1	100%	1
CROWN COLONY PEDIATRICS		1			1
San Antonio Residence and Rehabilitation Center		1			1
NEMOURS CHILDREN'S PRIMARY CARE			1	100%	1
ST. ANDREW'S SCHOOL		1			1
FAU MEMORY & WELLNESS CENTER			1	100%	1
FORT MYERS DIALYSIS		1			1
BELMONT VILLAGE AT JOHNS CREEK		1			1
AUTUMN CARE OF STATESVILLE, LLC		1			1
CHILDRENS DOCTOR OF TAMPA BAY, THE			1	100%	1
SUMMIT URGENT CARE EAST POINT		1			1
Senior Rehab & Recovery Center at Limestone Health Facility		1			1
ADVENTHEALTH MEDICAL GROUP UROLOGY AT EAST ORLANDO		1			1
MYCLINIC, INC			1	100%	1
INFINITY HOME CARE OF PORT CHARLOTTE, LLC			1	100%	1
MEMORIAL HOSPITAL MIRAMAR WAIVED TESTING			1	100%	1



# COVID-19: testing by laboratory

Data through May 22, 2021 verified as of May 23, 2021 at 09:25 AM

Data in this report are provisional and subject to change.

The numbers in the table below represent the number of Florida and non-Florida residents for whom test results were received by the Department of Health. A person can be tested by more than one laboratory and can have both positive and negative results. **Therefore, the sum of the numbers in each column will be larger than the total number of people tested.**

Reporting lab	Inconclusive	Negative	Positive	Percent positive	Total
DORAL KIDNEY CENTER			1	100%	1
OUCH URGENT CARE			1	100%	1
Kroger 368 - The Little Clinic Frankfort West		1			1
STAT EMERGENCY CENTER			1	100%	1
SAINT JOSEPHS HOSPITAL OF ATLANTA			1	100%	1
GULF BREEZE TREATMENT CENTER, LLC			1	100%	1
BROOKS REHAB			1	100%	1
SEATTLE-KING COUNTY			1	100%	1
FAMILY MEDICAL CENTERS			1	100%	1
INDIGO PALMS			1	100%	1
HEALTH SERVICES-COLUMBIA COLLEGE		1			1
JET MEDICAL CENTER			1	100%	1
NORTH BROWARD MEDICAL CENTER			1	100%	1
NORTH COUNTY MEDICAL LAB			1	100%	1
ASSOCIATESMD			1	100%	1
MAIN LAB			1	100%	1
WHEATON FRANCISCAN LABORATORY			1	100%	1
KIDZ FAMILY CARE			1	100%	1
PENNY PEDIATRICS		1			1
CHC			1	100%	1
TMH PHYSICIAN PARTNERS WAKULLA			1	100%	1
Kroger 629 - The Little Clinic Cartersville, GA Hwy 41		1			1
PASTEUR MEDICAL CENTER LLC		1			1
MEMORIAL HOSPITAL LOS BANOS			1	100%	1
Triboro Center		1			1
ST ROSE HOSPITAL			1	100%	1
Bayou Vista Community Care Center			1	100%	1
CARDIOLOGY AND FITNESS MEDICINE		1			1
VIVIAN SIMMONS FAMILY PRACTICE			1	100%	1
DBA HICKORY CREEK AT ROCHESTER		1			1
JPS HEALTH CENTER AT TRUE WORTH PLACE			1	100%	1
MEMORIAL HERMANN MEDICAL GROUP-ATASCOCITA PEDS			1	100%	1
CVS IL2297651CV JOLIET		1			1
PALMETTO LANDING			1	100%	1
Manor Care of Dallastown d/b/a ManorCare Health Services - Dallastown		1			1
GATEWAY HEALTHCARE, PC			1	100%	1
WELLSTREET-SNELLVILLE		1			1
ORMC-ARDEN/EOI			1	100%	1
LAKE URGENT CARE			1	100%	1
KROGER 915 - THE LITTLE CLINIC ANDERSON			1	100%	1
HAYS CLINICAL LAB			1	100%	1
CELEBRATION FAMILY PHYSICIANS LLC			1	100%	1
SINAI URGENT CARE FORT WORTH, LLC			1	100%	1
CENTRAL FLA PEDIATIC URGENT CARE LLC		1			1
Manor Care Health Care Services - Williamsport North		1			1
LOUISIANA STATE LAB			1	100%	1
WESTON COUNTY HEALTH SERVICES			1	100%	1

# COVID-19: testing by laboratory

Data through May 22, 2021 verified as of May 23, 2021 at 09:25 AM

Data in this report are provisional and subject to change.

The numbers in the table below represent the number of Florida and non-Florida residents for whom test results were received by the Department of Health. A person can be tested by more than one laboratory and can have both positive and negative results. **Therefore, the sum of the numbers in each column will be larger than the total number of people tested.**

Reporting lab	Inconclusive	Negative	Positive	Percent positive	Total
CCR MEDICAL CENTER, LLC			1	100%	1
QUINCY DIALYSIS			1	100%	1
BRANDON REGIONAL HOSPITAL-CLINICAL LAB			1	100%	1
HALE KUPUNA HERITAGE HOME		1			1
EVERLYWELL DIAGNOSTICS			1	100%	1
BAPTIST HEALTH FLOYD			1	100%	1
SANTA CRUZ COUNTY HEALTH SERVICES			1	100%	1
Crowne Place Assisted Living		1			1
CHATEAU MADELEINE - SENIOR LIVING & MEMORY CARE			1	100%	1
WASHINGTON SOLDIERS HOME AND COLONY		1			1
PINELLAS POINT NURSING AND REHAB CENTER			1	100%	1
Orange City Nursing and Rehab Center			1	100%	1
Accordius Health at Harrisonburg		1			1
PATIENT FIRST - GARRISONVILLE			1	100%	1
RIVER CHASE HEALTH AND REHABILITATION CENTER			1	100%	1
NEW RIVER HEALTH DISTRICT			1	100%	1
M.D. ANDERSON CANCER CENTER			1	100%	1
bishop rehabilitation and nursing center		1			1
CONCIERGE IV NUTRITION			1	100%	1
TMH PHYSICIAN PARTNERS QUINCY			1	100%	1
NASONCARE LLC			1	100%	1
LAKE COMMUNITY ACTION AGENCY		1			1
ASSISTED LIVING AT TREZEVANT		1			1
NEW VISION MEDICAL LABORATORIES			1	100%	1
INTEGRITY SPINE AND ORTHOPEDICS LLC			1	100%	1
DIVERSICARE OF BIG SPRINGS		1			1
DISCOVERY GENOMICS		1			1
MID FLORIDA COMMUNITY SERVICES			1	100%	1
FIRST MED URGENT CARE - NW 39TH			1	100%	1
Kroger 569 - The Little Clinic Gallatin		1			1
MEDCENTER PRIMARY CARE PC			1	100%	1
ENCOMPASS HEALTH REHABILITATION HOSPITAL OF		1			1
MEDTOWN PHARMACY			1	100%	1
ORMOND BEACH DIALYSIS			1	100%	1
BROCK HUGHES MEDICAL CENTER			1	100%	1
Ideal Senior Living Center		1			1
WEST PENSACOLA DIALYSIS CENTER			1	100%	1
BIODORON LABORATORIES			1	100%	1
MISSION REGIONAL MEDICAL CENTER			1	100%	1
MISSION HOSPITAL			1	100%	1
MEDICAL CENTER			1	100%	1
Piqua Manor		1			1
SUMMERBIO LLC			1	100%	1
MEDCARE QUALITY MEDICAL CENTER LLC			1	100%	1
ANCHOR DIRECT PRIMARY CARE LLC		1			1
NORTHERN NEVADA MEDICAL CENTER			1	100%	1
USC VERDUGO HILLS HOSPITAL			1	100%	1

# COVID-19: testing by laboratory

Data through May 22, 2021 verified as of May 23, 2021 at 09:25 AM

Data in this report are provisional and subject to change.

The numbers in the table below represent the number of Florida and non-Florida residents for whom test results were received by the Department of Health. A person can be tested by more than one laboratory and can have both positive and negative results. **Therefore, the sum of the numbers in each column will be larger than the total number of people tested.**

Reporting lab	Inconclusive	Negative	Positive	Percent positive	Total
ALLIED PHYSICIANS GROUP		1			1
ATLANTIS VISION CENTER			1	100%	1
RIO GRANDE REGIONAL HOSPITAL FAMILY PRACTICE CLINC			1	100%	1
CVS IN4633POCT GREENFIELD		1			1
CARE ATC INC			1	100%	1
MEDSTAT WARSAW			1	100%	1
MERITER LABORATORIES			1	100%	1
PULSE MEDICAL DOCTOTS LLC			1	100%	1
DOCTORS CHOICE HOME CARE INC			1	100%	1
LAURELS OF NORWORTH		1			1
Pinnacle Health and Rehab at South Portland		1			1
TAWAS CITY OPCO, LLC		1			1
Juniper Village at Bucks County		1			1
CONVENIENT MD			1	100%	1
WELLSTREET CLAIRMONT		1			1
GENESIS HOME HEALTH CARE SERVICES OF			1	100%	1
WALGREENS #06887		1			1
Whispering Pines Nursing & Rehabilitation Center		1			1
EXPRESS LAB LIVINGSTON			1	100%	1
MCALLEN MEDICAL CENTER			1	100%	1
INNOVATIVE CARE PARTNERS PLLC			1	100%	1
Kroger 419 - The Little Clinic Farmington/Exeter		1			1
PALMETTO CHARTER SCHOOL		1			1
MDS PHARMA SERVICES		1			1
LACKAWANNA HEALTH AND REHAB CENTER		1			1
SUNRISE/QUAY COUNTY HEALTH CLINIC		1			1
NAVICENT HEALTH OCONEE, LLC		1			1
SANTA CLARA VALLEY MEDICAL CENTER			1	100%	1
COLLIER BLVD HMA PHYSICIANS MANAGEMENT LLC			1	100%	1
park avenue extended care		1			1
Lopatcong Center		1			1
JFK MEDICAL CENTER			1	100%	1
PALM COAST DRAW STATION/AMERICAN HEALTH ASSOCIATES		1			1
Villages of St.Peters		1			1
INTERIM HEALTHCARE OF PALM COAST			1	100%	1
HOME AIDE SVC OF EASTERN NY INC D/B/A		1			1
THE HOSPITALS OF PROVIDENCE EMERGENCY ROOM			1	100%	1
MEDEXPRESS URGENT CARE - PINE BLUFF S		1			1
LABONE		1			1
PEDIATRIC PARTNERS OF ZEPHYRHILLS PA			1	100%	1
CLINICAL CARE, INC			1	100%	1
Hinesville VA Clinic		1			1
SPRINGFIELD HOSPITAL			1	100%	1
PANCARE HEALTH - NORTHSIDE ELEMENTARY			1	100%	1
MOUNT SINAI HOSPITAL OF QUEENS			1	100%	1
COSTAMED GRUPO MEDICO			1	100%	1
UF HEALTH EMERGENCY CENTER LABORATORY		1			1

# COVID-19: testing by laboratory

Data through May 22, 2021 verified as of May 23, 2021 at 09:25 AM

Data in this report are provisional and subject to change.

The numbers in the table below represent the number of Florida and non-Florida residents for whom test results were received by the Department of Health. A person can be tested by more than one laboratory and can have both positive and negative results. **Therefore, the sum of the numbers in each column will be larger than the total number of people tested.**

Reporting lab	Inconclusive	Negative	Positive	Percent positive	Total
LANSING URGENT CARE			1	100%	1
TUNIS STREET GROUP HOME		1			1
BLACK SHEEP MEDICAL			1	100%	1
USA Healthcare LTC, LLC - Folsom Center for Rehabilitation & Healthca		1			1
Trucare Living Centers - Columbus		1			1
ST. MICHAEL'S ELITE HOSPITAL			1	100%	1
BARTLE'S PHARMACY INC			1	100%	1
PROVIDENCE ST. PATRICK HOSPITAL			1	100%	1
MARION GENERAL HOSPITAL			1	100%	1
CULVER CITY URGENT CARE			1	100%	1
NEXTCARE SUN CITY			1	100%	1
SUMMERLIN MEDICAL CENTRE			1	100%	1
LIFECARE MEDICAL CENTER			1	100%	1
LABORATORY COPRORATION OF AMERICA			1	100%	1
ELEMENTS PHARMACY			1	100%	1
Eddy Memorial Geriatric Center		1			1
ST MARY'S HEALTHCARE LABORATORY		1			1
CEPERO PEDIATRICS PA			1	100%	1
Cerenity Senior Care-White Bear Lake		1			1
Traymore Nursing Center		1			1
ANDERSON NURSING CENTER			1	100%	1
MRMC LAB MICRO			1	100%	1
MEDEXPRESS URGENT CARE - LEOMINSTER		1			1
STEELFUSION CLINICAL TOXICOLOGY LABS			1	100%	1
MALUHIA		1			1
Sarah A. Todd Memorial Home		1			1
REGIONAL MEDICAL CENTER			1	100%	1
Williamstown Commons			1	100%	1
FAITH FAMILY PRACTICE			1	100%	1
INTERIM HEALTHCARE			1	100%	1
INNOVATIVE HEALTH DIAGNOSTIC OF CALIFORNIA			1	100%	1
LINCOLN COUNTY MEDICAL CENTER		1			1
PINECREST MANOR		1			1
MYLAN-SOUTH POINT PA		1			1
LOUNDY		1			1
D'YOUVILLE SCHOOL OF PHARMACY		1			1
CATHOLIC MEDICAL CENTER			1	100%	1
CVS MA6466POCT SWANSEA		1			1
AUGUSTA HEALTH SD			1	100%	1
WALGREENS #10854		1			1
LUMICO LIFE INSURANCE COMPANY		1			1
BAY AREA HOSPITAL LAB & HST		1			1
PSL JAX BEACH OPERATIONS LLC			1	100%	1
MEDHEALTH CLINICAL INC			1	100%	1
Encompass Health Rehab Hosp Salisbury		1			1
RIDGE OPTUM FLORIDA			1	100%	1
Arlington Health and Rehabilitation		1			1

# COVID-19: testing by laboratory

Data through May 22, 2021 verified as of May 23, 2021 at 09:25 AM

Data in this report are provisional and subject to change.

The numbers in the table below represent the number of Florida and non-Florida residents for whom test results were received by the Department of Health. A person can be tested by more than one laboratory and can have both positive and negative results. **Therefore, the sum of the numbers in each column will be larger than the total number of people tested.**

Reporting lab	Inconclusive	Negative	Positive	Percent positive	Total
DESTIN SURGERY CENTER LTD		1			1
GULF COUNTY HEALTH DEPARTMENT			1	100%	1
SEASONS HOSPICE AND PALLIATIVE CARE OF			1	100%	1
SEMA4			1	100%	1
UF HEALTH FAMILY MEDICINE-GOODBYS CREEK			1	100%	1
HOLMES FAMILY PRACTICE PA			1	100%	1
JOHN D. ARCHBOLD MEMORIAL HOSPITAL			1	100%	1
Caldwell Care		1			1
RADIANCE HEALTH RX		1			1
MEDEXPRESS URGENT CARE - JACKSON		1			1
ANSWERS RESOURCE FACILITY		1			1
STONESPRINGS HOSPITAL CENTER			1	100%	1
NORTH MIAMI BEACH SURGICAL CENTER			1	100%	1
Canandaigua VAMC		1			1
DEPARTMENT OF HEALTH SERVICES			1	100%	1
BRIDGEWATER PARK ASSISTED LIVING LLC			1	100%	1
UMC WEST CLINIC			1	100%	1
MT VIEW			1	100%	1
PHYSICIANS IMMEDIATE CARE			1	100%	1
SPECTRUM LUDINGTON			1	100%	1
LINK PHARMACY LLC		1			1
HEARTLAND OF ZEPHYRHILLS FL, LLC			1	100%	1
AMBRY GENETICS CORP	1				1
MED FIRST URGENT CARE CENTERS INC			1	100%	1
ESOTERIC LAB			1	100%	1
TILLAMOOK COUNTY GENERAL HOSPITAL LAB		1			1
MEDOR/ACC SYNCHRONY			1	100%	1
Florence Home		1			1
Villa Maria			1	100%	1
AdventHealth Care Center Zephyrhills North			1	100%	1
COASTAL MANOR		1			1
KROGER 785 - THE LITTLE CLINIC DIXIE HWY		1			1
St. Ann Rehabilitation and Nursing Center		1			1
EVERGREEN NURSING HOME		1			1
LAKEWOOD RANCH URGENT CARE PA			1	100%	1
COMMUNITY HOSPITALS INDIANAPOLIS			1	100%	1
Walgreens #5421		1			1
REGENTS PARK OF JACKSONVILLE			1	100%	1
BAPTIST HEALTH ASI			1	100%	1
FRANKLIN CBOC			1	100%	1
VA Tennessee Valley HCS-Nashville Campus			1	100%	1
ULTIMATE DX CORP			1	100%	1
ACCESS TOTAL CARE - PORTLAND			1	100%	1
Mercy Manor Transition Center			1	100%	1
AFTER HOURS CLINIC			1	100%	1
CHILDRENS AT NORTH POINT URGENT CARE L		1			1
SELF REGIONAL HEALTHCARE			1	100%	1



# COVID-19: testing by laboratory

Data through May 22, 2021 verified as of May 23, 2021 at 09:25 AM

Data in this report are provisional and subject to change.

The numbers in the table below represent the number of Florida and non-Florida residents for whom test results were received by the Department of Health. A person can be tested by more than one laboratory and can have both positive and negative results. **Therefore, the sum of the numbers in each column will be larger than the total number of people tested.**

Reporting lab	Inconclusive	Negative	Positive	Percent positive	Total
UNIVERSITY OF NORTH CAROLINA HOSPITALS			1	100%	1
SPELMAN COLLEGE DEPT OF HEALTH SERVICE		1			1
JOHN H. STROGER, JR. HOSPITAL OF COOK COUNTY			1	100%	1
MEDEXPRESS URGENT CARE - LAWTON		1			1
HEARTLAND NURSING & REHABILITATION		1			1
CLEVELAND CLINIC AKRON GENERAL			1	100%	1
MIAMI JEWISH DIALYSIS			1	100%	1
Linley Park Rehabilitation & Healthcare Center		1			1
ABBOTT LABORATORIES ROSS PRODUCTS			1	100%	1
PASCO COUNTY HEALTH DEPARTMENT			1	100%	1
BREVARD COUNTY JAIL			1	100%	1
O'CONNELL HEALTH CENTER AT ST JOHNS			1	100%	1
PHOENIX PROGRAMS OF FLORIDA INC		1			1
MAINE HEALTH AND ENVIRONMENTAL TESTING LABORATORY			1	100%	1
UF HEALTH THE VILLAGES			1	100%	1
SUNSHINE FAMILY & WELLNESS CENTER			1	100%	1
THOMAS HOSPITAL			1	100%	1
WALGREENS # 12338		1			1
BROOKS COUNTY HOSPITAL			1	100%	1
LAKE VIEW COURT		1			1
SILVER SPRINGS SHORES DIALYSIS			1	100%	1
Raleigh Center (WV)			1	100%	1
US LABORATORIES			1	100%	1
BRISTOL REGINAL MEDICAL CENTER			1	100%	1
CONNECTICUT CVS PHARMACY, LLC		1			1
PORT ORANGE DIALYSIS			1	100%	1
CLINICAL TRIALS OF TAMPA LLC		1			1
UNIVERSITY PLACE NURSING CENTER		1			1
VCU HEALTH SYSTEM AUTHORITY - MCV HOSPITALS			1	100%	1
MEDEXPRESS URGENT CARE - UNIONTOWN		1			1
ACCESS TOTAL CARE			1	100%	1
KEY WEST BRANCH MEDICAL CLINIC			1	100%	1
CLINICAL PATHOLOGY LABORATORIES SOUTHEAST INC			1	100%	1
SPECIALTY MOLECULAR - DENVER			1	100%	1
PALM BEACH COUNTY SHERIFF OFFICE			1	100%	1
PHOEBE PRIMARY CARE CAMILLA			1	100%	1
MEDCARE-GARNERS FERRY			1	100%	1
HEALTH GUAGE			1	100%	1
TREASURE COAST MEDICAL CONCIERGE LLC			1	100%	1
PUBLIX PHARMACY #1122		1			1
EAST TENNESSEE STATE UNIVERSITY		1			1
ST. JOSEPH MERCY ANN ARBOR HOSPITAL			1	100%	1
MORELL			1	100%	1
WALGREENS #05690		1			1
BOCA MEDICAL CARE			1	100%	1
SOPHIA MEDICAL ASSOCIATES, PC			1	100%	1
NEW YORK PRESBYTERIAN HOSPITAL			1	100%	1

# COVID-19: testing by laboratory

Data through May 22, 2021 verified as of May 23, 2021 at 09:25 AM

Data in this report are provisional and subject to change.

The numbers in the table below represent the number of Florida and non-Florida residents for whom test results were received by the Department of Health. A person can be tested by more than one laboratory and can have both positive and negative results. **Therefore, the sum of the numbers in each column will be larger than the total number of people tested.**

Reporting lab	Inconclusive	Negative	Positive	Percent positive	Total
OMNICARE PHARMACY OF TEXAS 1, LP		1			1
LAKE CHELAN COMMUNITY HOSPITAL		1			1
CLIFTON-FINE HOSPITAL LABORATORY		1			1
HEARTLAND PHARMACY SEBRING			1	100%	1
Bolingreen Health and Rehabilitation		1			1
STATE OF ALASKA			1	100%	1
Cornerstone at the Ranch		1			1
Schenectady Center for Rehabilitation & Nursing		1			1
NAVAL BRANCH HEALTH CLINIC			1	100%	1
HEALTHCARECLINICS			1	100%	1
MIAMI-DADE COUNTY HEALTH DEPT.		1			1
AMBULATORY CARE CLINIC, LLC			1	100%	1
FREDERICK AVENUE GROUP HOME		1			1
Kroger - KRO01100688			1	100%	1
BAPTIST MEDICAL CENTER			1	100%	1
BARRINGTON TERRACE NAPLES			1	100%	1
CORVALLIS CLINIC PC LAB		1			1
Encompass Health Rehab Hosp Albuquerque		1			1
DAUGHTERS OF SARAH NURSING CENTER		1			1
CENTER AT WATERFRONT		1			1
EAST END PEDIATRICS		1			1
TRANSYLVANIA REGIONAL HOSPITAL LAB			1	100%	1
YOUR KIDS URGENT CARE			1	100%	1
PM PEDIATRICS OF BAYSIDE, PLLC		1			1
BLUE RIDGE URGENT CARE MORGANTON			1	100%	1
ELLIOT HOSPITAL			1	100%	1
KELLY			1	100%	1
Creekside Center for Rehabilitation and Healing		1			1
FAMILY AND INTERNAL MEDICINE ASSOCIATES		1			1
Kempsville Health and Rehab Center		1			1
CORONA CONCIERGE, LLC		1			1
MEDEXPRESS URGENT CARE - WILLINGBORO		1			1
AFFINITY WALK-IN CLINIC			1	100%	1
Kingsway Arms Nursing Center		1			1
Towne Manor West		1			1
ADVANCED DIALYSIS CENTER OF FORT LAUDERDALE			1	100%	1
Kroger - KRO70600172		1			1
The Pines at Catskill		1			1
PREVENTIVE CARDIOLOGY AND INTERNAL MEDICINE ASSOCI			1	100%	1
METHODISM MIDLOTHIAN MEDICAL CENTER			1	100%	1
NEW ULM MEDICAL CENTER			1	100%	1
NHC HEALTH CARE CENTER		1			1
MOBILE INFIRMARY MEDICAL CENTER			1	100%	1
FOCUSED CARE AT ALLENBROOK		1			1
VALLEY VISTA CARE CENTER		1			1
CAREMOUNT MEDICAL PC-CARMEL		1			1
CORE OCCUPATIONAL MEDICINE			1	100%	1

# COVID-19: testing by laboratory

Data through May 22, 2021 verified as of May 23, 2021 at 09:25 AM

Data in this report are provisional and subject to change.

The numbers in the table below represent the number of Florida and non-Florida residents for whom test results were received by the Department of Health. A person can be tested by more than one laboratory and can have both positive and negative results. **Therefore, the sum of the numbers in each column will be larger than the total number of people tested.**

Reporting lab	Inconclusive	Negative	Positive	Percent positive	Total
LEGACY SPECIALTY PHARMACY CORP			1	100%	1
WATERVIEW HILLS REHABILITATION AND NUR		1			1
GENESIS CARE USA OF FLORIDA, LLC			1	100%	1
SUSAN F. WILLIAMS M.D., P.A.			1	100%	1
ACL LABORATORIES			1	100%	1
TRIPLE O RESEARCH INSTITUTE PA			1	100%	1
THYROID SPECIALTY LABORATORY			1	100%	1
CLARKSVILLE MANOR INC		1			1
INDIANA INTERNAL MEDICINE			1	100%	1
NATIONAL INSTITUTES OF HEALTH CLINICAL CENTER			1	100%	1
PINNACLE PAIN CENTER PS DBA LYNX HEALTHCARE		1			1
FLORIDA STATE UNIVERSITY HEALTH SERVICES			1	100%	1
MEDICAL CENTER AFFILIATES PALM SPRINGS			1	100%	1
BIOLOGICAL AND CHEMICAL EMERGENCIES LABORATORY			1	100%	1
STANLY REGIONAL MEDICAL CENTER			1	100%	1
JOHN HOPKINS WELLNESS CENTER PEPSICO			1	100%	1
UCH LAB			1	100%	1
CFHC - FROSTPROOF			1	100%	1
MID-SOUTH URGENT CARE, PLLC			1	100%	1
PRESTIGE ER			1	100%	1
NHSN_AIMS		1			1
PUBLIC HEALTH LABORATORIES			1	100%	1
COSTCO PHARMACY #1023			1	100%	1
ONPOINT URGENT CARE			1	100%	1
Garden Villa Bedford		1			1
SUNRISE CLINIC SANTA ROSA		1			1
FLORIDA MEDICAL CLINIC, PA		1			1
Walgreens #9121		1			1
IC LABS			1	100%	1
NCH HEALTHCARE CREEKSIDE ENDOSCOPY			1	100%	1
Medilodge of Midland		1			1
YOUR HEALTH PEDIATRICS INC			1	100%	1
Country View of Sunbury			1	100%	1
The Carrington		1			1
CVS TX7824POCT GARLAND		1			1
ODESSA CLINIC			1	100%	1
Good Samaritan Society-Atkinson		1			1
VIP STARNETWORK		1			1
LAKE REGIONAL HEALTH			1	100%	1
UT HEALTH RGV CLINICAL LABORATORY			1	100%	1
CARENOW URGENT CARE-HENDERSONVILLE		1			1
MIAMI CHILDRENS HOSPITAL MIDTOWN OUTPATIENT CENTER			1	100%	1
WALGREENS #05150		1			1
Willow Ridge Center		1			1
HEARTLAND OF MARIETTA OH LLC DBA		1			1
PHYSICIANS PREMIER ER- CENTRAL AUSTIN			1	100%	1
CAREWELL 203			1	100%	1

# COVID-19: testing by laboratory

Data through May 22, 2021 verified as of May 23, 2021 at 09:25 AM

Data in this report are provisional and subject to change.

The numbers in the table below represent the number of Florida and non-Florida residents for whom test results were received by the Department of Health. A person can be tested by more than one laboratory and can have both positive and negative results. **Therefore, the sum of the numbers in each column will be larger than the total number of people tested.**

Reporting lab	Inconclusive	Negative	Positive	Percent positive	Total
Masonic Medical Research Institute			1	100%	1
Oregon Veterans Home The Dalles		1			1
EMERALD HEALTH CARE		1			1
GLEN EAGLE HELATHCARE & REHAB		1			1
FOUNTAIN VALLEY REGIONAL HOSPITAL & MEDICAL CENTER			1	100%	1
Lakeland Nursing and Rehabilitation Center LLC		1			1
CVS PA2867POCT FOLSOM		1			1
Samaritan Keep Home		1			1
CVS OH3481POCT MARYSVILLE		1			1
KAISER PERMANENTE FACTORIA LAB			1	100%	1
CORAL SPRINGS RAPID ANTIGEN TESTING			1	100%	1
UNIVERSITY OF MIAMI - LENNAR CENTER			1	100%	1
UCSD MICROBIOLOGY LABORATORY			1	100%	1
LAKE MARY DIALYSIS			1	100%	1
PORTNEUF MEDICAL CENTER		1			1
MARYWOOD HEIGHTS		1			1
EH FARGO HOSPITAL LABORATORY			1	100%	1
CVS NV9586POCT RENO		1			1
Diversicare of Eupora		1			1
BAYSTATE REFERENCE LABORATORY			1	100%	1
HUNTSVILLE HOSPITAL			1	100%	1
HOLYOKE MEDICAL CENTER			1	100%	1
Accordius Health at Gastonia			1	100%	1
Kroger 527 - The Little Clinic Hwy 70 S.		1			1
KIDZ CARE PEDATRICS			1	100%	1
CAN COMMUNITY HEALTH NORTH MIAMI, FL		1			1
LAB. CORP. OF AMERICA			1	100%	1
SUNRISE HOSPITAL & MEDICAL CENTER-POC TESTING LAB			1	100%	1
FAMILY MEDICAL CENTER OF HOLLYWOOD PA			1	100%	1
ACCESS HEALTH CARE PHYSICIANS, LLC		1			1
IDAHO HEALTH DEPARTMENT			1	100%	1
METHODIST HOSPITAL SOUTHLAKE			1	100%	1
Oakview Manor Health and Rehab		1			1
FAMILY HEALTHCARE SERVICES			1	100%	1
ADVANCE CARDIOVASCULAR IMAGING, INC			1	100%	1
AMALIA'S COMMUNITY CLINIC, CORP			1	100%	1
RIVERTON CBOC			1	100%	1
LEHIGH REGIONAL WOUND CENTER			1	100%	1
Heartland of Columbia		1			1
LOWCOUNTRY URGENT CARE			1	100%	1
HANCOCK REGIONAL HOSPITAL		1			1
ANDREWS			1	100%	1
CLINICAL LABORATORY DEPARTMENT			1	100%	1
CLINTON DRUG STORE		1			1
EMERGENCY CARE SERVICES LAB AT JFK MEDICAL CENTER			1	100%	1
VERIFY LABS			1	100%	1
Kroger 539 - The Little Clinic Memorial Blvd.		1			1

# COVID-19: testing by laboratory

Data through May 22, 2021 verified as of May 23, 2021 at 09:25 AM

Data in this report are provisional and subject to change.

The numbers in the table below represent the number of Florida and non-Florida residents for whom test results were received by the Department of Health. A person can be tested by more than one laboratory and can have both positive and negative results. **Therefore, the sum of the numbers in each column will be larger than the total number of people tested.**

Reporting lab	Inconclusive	Negative	Positive	Percent positive	Total
BROOKSVILLE REGIONAL HOSPITAL			1	100%	1
LANCASHIRE HALL NURSING AND REHABILITATION CENTER		1			1
METROPOLITAN METHODIST HOSPITAL			1	100%	1
Central Alabama Veterans HCS - East Campus		1			1
Kroger 909 - The Little Clinic Hamilton			1	100%	1
MED LAB SERVICES, LLC			1	100%	1
J F K PEDIATRICS			1	100%	1
STEPHEN G NELSON MD PA			1	100%	1
Crowne Health Care of Thomasville		1			1
PM PEDIATRICS OF VIRGINIA			1	100%	1
SARASOTA MEMORIAL HOSPITAL		1			1
FRESENIUS KIDNEY CARE OCALA			1	100%	1
ADVANCE GASTROENTEROLOGY			1	100%	1
CHILDRENS HEALTHCARE CTE OF NORTHERN		1			1
CLINICAL MICROBIOLOGY LAB FAIRVIEW UNIVERSITY HOSPITAL			1	100%	1
SOFFER HEALTH INSTITUTE			1	100%	1
WALGREENS # 11165		1			1
PALM BEACH PEDIATRIC UROLOGY			1	100%	1
TRANSCEND PERFORMANCE AND LIFESTYLE INSTITUTE			1	100%	1
INTEGRATED GENETICS SEQUENOM		1			1
TALLAHASSEE DIALYSIS		1			1
WATERSIDE HEALTH & REHAB CENTER, LLC		1			1
Oak Hill Health & Rehabilitation Center			1	100%	1
HALEYVILLE HEALTH CARE CENTER		1			1
COMMUNITY MEDICAL CENTER-ORANGE CITY		1			1
PEDIATRIC ASSOCIATES - JACKSONVILLE			1	100%	1
CHILDREN'S CLINIC			1	100%	1
Good Samaritan Society - Mountian Lake		1			1
CARDIAC AND VASCULAR CONSULTANTS MD PA		1			1
FRESENIUS KIDNEY CARE OF CLERMONT WEST			1	100%	1
PATHLAB SERVICES			1	100%	1
WYTHE CNTY COMMUNITY HOSP LABORATORY			1	100%	1
CORPORATION OF AMERICA		1			1
CARESPOT - WELLINGTON			1	100%	1
MEDEXPRESS WELL - OLDSMAR			1	100%	1
INTERNAL MEDICINE GROUP OF WINTER HAVEN PA		1			1
PARKWAY REGIONAL MEDICAL CENTER LAB			1	100%	1
PATHOLOGYT & LAB MEDICINE SERVICES			1	100%	1
View Ridge Care Center		1			1
PROVIDENCE HOSPITAL			1	100%	1
Riverside Nursing & Rehabilitation Center		1			1
MASSACHUSETTS DEPARTMENT OF PUBLIC HEALTH			1	100%	1
CONEY ISLAND HOSP			1	100%	1
SUNY AT STONY BROOK			1	100%	1
HALIFAX FAMILY HEALTH CENTER			1	100%	1
PENROSE HOSPITAL			1	100%	1
NEMOURS CHILDRENS URGENT CARE			1	100%	1



# COVID-19: testing by laboratory

Data through May 22, 2021 verified as of May 23, 2021 at 09:25 AM

Data in this report are provisional and subject to change.

The numbers in the table below represent the number of Florida and non-Florida residents for whom test results were received by the Department of Health. A person can be tested by more than one laboratory and can have both positive and negative results. **Therefore, the sum of the numbers in each column will be larger than the total number of people tested.**

Reporting lab	Inconclusive	Negative	Positive	Percent positive	Total
CLEVELAND CLINIC FLORIDA WAIVED			1	100%	1
ELLICOTT CENTER FOR REHABILITATION AND		1			1
SUTTER HEALTH SACRAMENTO SIERRA REGION			1	100%	1
Waters of Covington		1			1
DPH OP LAB			1	100%	1
JUPITER MEDICAL GROUP			1	100%	1
Encompass Health Rehab Hosp Tinton Falls		1			1
Northwest Metro VA OPC		1			1
Kroger - KRO03400316			1	100%	1
PEDIATRIC SPECIALTY CLINIC COLLIER			1	100%	1
FLORIDA WATERMAN HOSPITAL			1	100%	1
Waycross VA CBOC		1			1
WORKCARE, INC GLOBALFOUNDRIES			1	100%	1
PHOENIX MEDICAL CLINIC			1	100%	1
NIHCC			1	100%	1
ORAL & FACIAL SURGERY			1	100%	1
Good Samaritan Society - Albion		1			1
SUN CITY DIAGNOSTIC CENTER			1	100%	1
CARENOW URGENT CARE – SPRING			1	100%	1
WELLINGTON WEST 100176			1	100%	1
IZ MEDICAL		1			1
DEVITA		1			1
MOUNT DORA DIALYSIS			1	100%	1
WILMINGTON NURSING AND REHAB			1	100%	1
DIXIE REGIONAL MEDICAL CENTER			1	100%	1
CHATSWORTH ASSISTED LIVING COMMUNITY AT PGA NATIONAL			1	100%	1
BRIGHAM YOUNG UNIV STUDENT HEALTH CTR			1	100%	1
LAKE WALES DIALYSIS CENTER			1	100%	1
MIL LAKE HEALTHCARE CENTER INC PEDIATRICS			1	100%	1
LABTEST LLC LABTEST DIAGNOSTICS			1	100%	1
LAKE TRAVIS EMERGENCY HOSPITAL			1	100%	1
UMASS MEMORIAL/MARLBORO HOSPITAL			1	100%	1
GATEWAY COMMUNITY SERVICES INC			1	100%	1
HONEY BROOK MED INVESTORS LTD/DBA		1			1
HEALTHCARE PARTNERS FAMILY MEDICINE LLC			1	100%	1
ALAN MOORE		1			1
COMMUNITY MEMORIAL HOSPITAL		1			1
MARTIN MEMORIAL MEDICENTER			1	100%	1
MEDICAL CENTER OF TRINITY - MOB		1			1
HSRE-ASL CASSELBERRY TRS, LLC			1	100%	1
BAPTIST HEALTH SURGERY CENTER			1	100%	1
Ashland Place Health and Rehabilitation, LLC		1			1
WW Chem Auto SS			1	100%	1
HARBIN CLINIC, LLC - MAIN OFFICE		1			1
SHANDSCAIR FLIGHT PROGRAM			1	100%	1
NORTHEAST TEXAS DIALYSIS		1			1
SOMA MEDICAL CENTER PA #4			1	100%	1

# COVID-19: testing by laboratory

Data through May 22, 2021 verified as of May 23, 2021 at 09:25 AM

Data in this report are provisional and subject to change.

The numbers in the table below represent the number of Florida and non-Florida residents for whom test results were received by the Department of Health. A person can be tested by more than one laboratory and can have both positive and negative results. **Therefore, the sum of the numbers in each column will be larger than the total number of people tested.**

Reporting lab	Inconclusive	Negative	Positive	Percent positive	Total
EVENTIDE LUTHERAN HOME		1			1
MEDICAL EXAMINERS OFFICE, LEESBURG			1	100%	1
St. Catherine's manor of Findlay		1			1
CLASSEN URGENT CARE CLINIC			1	100%	1
PRECISE PATHOLOGY ASSOCIATES PLLC			1	100%	1
PowerBack Piscataway Center		1			1
ADVANTA LABS, LLC		1			1
KIOSK MEDICINE KENTUCKY LLC		1			1
MEDEXPRESS URGENT CARE - MT EPHRAIM		1			1
ADVANCED URGENT CARE PLLC		1			1
NATIONAL GENETIC INSTITUTE			1	100%	1
SEPULVEDA OUTPATIENT AND NURSING HOME CARE			1	100%	1
REDI-CARE INC			1	100%	1
TMH PHYSICIAN PARTNERS			1	100%	1
PM PEDIATRICS OF BAYSIDE PLLC - STATEN		1			1
BEAUMONT HOSPITAL, GROSSE POINTE			1	100%	1
American Fork Care Center dba Heritage Care Center		1			1
DECATUR MORGAN HOSPITAL - DECATUR GENE		1			1
Kroger 923 - The Little Clinic Centerville		1			1
ALL PRO ORTHOPEDICS & SPORTS MEDICINE, PA			1	100%	1
EXACCARE KINGSTON, LLC			1	100%	1
THE BRENNITY AT TRADITION			1	100%	1
Medilodge of Marshall		1			1
YOUTH HEALTH CENTER OF HUNTINGTON		1			1
SYNAPSE ANALYTICAL LABS		1			1
ATHENS MEDICAL CENTER			1	100%	1
MEMORIAL MEDICAL CENTER			1	100%	1
LIFESTREAM BEHAVIORAL CENTER INC			1	100%	1
ENCOMPASS HEALTH REHAB HOSP NEW ENGLAND		1			1
CARE CONNECTIONS AT HOME LLC			1	100%	1
CHILDREN'S AT CHAMBLEE BROOKHAVEN URGE		1			1
PINES AT RUTLAND, THE		1			1
DSL TENANT II LLC			1	100%	1
CHILDRENS CLINIC OF PENSACOLA PA			1	100%	1
FAMILY PHYSICIANS OF WINTER PARK, INC			1	100%	1
Summit Medical Group Morristown Oncology		1			1
Kroger 588 - The Little Clinic Thompsons Station		1			1
PAGE UNIVERSITY HEALTH CARE		1			1
SHAW MEDICAL GROUP LLC			1	100%	1
RIVERSIDE COUNTY PUBLIC HEALTH LABORATORY			1	100%	1
CORPUS CHRISTI MEDICAL CENTER			1	100%	1
Encompass Health Littleton		1			1
MEDICAL LIFE-INC GUIDEWELL EMERGENCY MEDICINE			1	100%	1
LANGLEY DIALYSIS			1	100%	1
AESTHETIC PHYSICIANS PC			1	100%	1
NOVANT HEALTH PRINCE WILLIAM WELLNESS CENTER			1	100%	1
GINKGO BIOWORKS INC (CONCENTRIC)		1			1

# COVID-19: testing by laboratory

Data through May 22, 2021 verified as of May 23, 2021 at 09:25 AM

Data in this report are provisional and subject to change.

The numbers in the table below represent the number of Florida and non-Florida residents for whom test results were received by the Department of Health. A person can be tested by more than one laboratory and can have both positive and negative results. **Therefore, the sum of the numbers in each column will be larger than the total number of people tested.**

Reporting lab	Inconclusive	Negative	Positive	Percent positive	Total
IMMERSION RECOVERY CENTER LLC			1	100%	1
PEDIATRIC ASSOCIATES - MIAMI LAKES		1			1
Premier Estates of Dublin, LLC		1			1
HOSPITALS OF PROVIDENCE TRANSMOUNTAIN CAMPUS, THE			1	100%	1
WALGREENS #12322		1			1
APC HEALTH LLC			1	100%	1
BUREAU COUNTY HEALTH DEPT			1	100%	1
BAPTIST HOSPITAL EAST			1	100%	1
DOCTORS HOSPITAL OF LAREDO			1	100%	1
VERMONT DEPT OF HEALTH LABORATORY			1	100%	1
TREASURE COAST COMMUNITY HEALTH INC			1	100%	1
PANCARE HEALTH - BRUCE			1	100%	1
Remarkable Healthcare Dallas			1	100%	1
CHI ST. LUKE'S HEALTH BCM MEDICAL CENTER			1	100%	1
WELLSTREET BUCKHEAD NORTH		1			1
PLANT CITY FIRE RESCUE		1			1
Kroger 016 - The Little Clinic Centennial		1			1
MARQUETTE GENERAL HOSPITAL			1	100%	1
ATRIUM HEALTH URGENT CARE - MOUNTAIN ISLAND			1	100%	1
FAIRLAWN REHABILITATION HOSPITAL		1			1
GENESIS HEALTH SYSTEM			1	100%	1
WOODHAVEN RETIREMENT COMMUNITY		1			1
Washington County Nursing H0me			1	100%	1
Ernest Childers Outpatient Clinic		1			1
ST JOSEPHS CHILDRENS HOSPITAL PEDI TRANSPORT			1	100%	1
FIVE STAR PREMIER RESIDENCES OF POMPANO BEACH			1	100%	1
WORKFORCE HEALTH DEPARTMENT			1	100%	1
ERIE COUNTY EMERGENCY SERVICES DIV OF		1			1
Rosa Coplon Jewish Home and Infirmary		1			1
ST. ELIZABETH HEALTHCARE - FLORENCE HOSPITAL			1	100%	1
CHILTON URGENT CARE			1	100%	1
UTAH VALLEY HOSPITAL LABORATORY			1	100%	1
SUN LABORATORY SERVICES,INC			1	100%	1
WMC HEALTH GROUP OF KISSIMMEE LLC			1	100%	1
GWINNETT MEDICAL CENTER			1	100%	1
RIVERVIEW PRIMARY CARE ASSOCIATES		1			1
BRITTNEY WHELIHAN IRWIN ARNP LLC			1	100%	1
SAINT FRANCIS HOSPITAL			1	100%	1
Churchman Village LLC		1			1
RECOVERY BAY, LLC			1	100%	1
NORTH PALM BEACH DIALYSIS CENTER			1	100%	1
ADDINGTON PLACE EAST LAKE		1			1
DEACONESS URGENT CARE CENTER			1	100%	1
POUDRE VALLEY HOSPITAL			1	100%	1
MEDEXPRESS URGENT CARE-HAVERHILL		1			1
MORGAN MEDICAL CENTER		1			1
Ramsey Village		1			1

# COVID-19: testing by laboratory

Data through May 22, 2021 verified as of May 23, 2021 at 09:25 AM

Data in this report are provisional and subject to change.

The numbers in the table below represent the number of Florida and non-Florida residents for whom test results were received by the Department of Health. A person can be tested by more than one laboratory and can have both positive and negative results. **Therefore, the sum of the numbers in each column will be larger than the total number of people tested.**

Reporting lab	Inconclusive	Negative	Positive	Percent positive	Total
WESTOX LABS		1			1
Grays Harbor Health and Rehabilitation		1			1
MEADOWS REGIONAL MEDICAL CENTER			1	100%	1
SOUTHERN WINDS			1	100%	1
Kroger 49 - The Little Clinic Wichita - 21st St.			1	100%	1
EMBASSY LAKES ARTIFICIAL KIDNEY CENTER			1	100%	1
COUNTRYSIDE PEDIATRIC CARE PA			1	100%	1
VELOCITY CARE URGENT CARE BY CARILION CLINIC			1	100%	1
HARRIS COUNTY PUBLIC HEALTH SERVICES			1	100%	1
ADVANCED LABORATORY SERVICES			1	100%	1
ANMED HEALTH MEDICAL CENTER			1	100%	1
ASCENSION ST VINCENT'S - WESTSIDE			1	100%	1
BAPTIST HEALTH EXPRESS CARE			1	100%	1
ALLEGHENY COUNTY HEALTH DEPARTMENT - PUBLIC HEALTH LABORATORY			1	100%	1
West Bay of Tampa Center			1	100%	1
ENT AND ALLERGY ASSOCIATES, LLP		1			1
EMERY MEDICAL CENTER			1	100%	1
MCR HEALTH MEDICAL EXPRESS			1	100%	1
CONNECTICUT PEDIATRICS @ CHC		1			1
SMC MEDICAL CENTER, INC			1	100%	1
HATLEY HEALTH CARE, INC		1			1
ABBOTT LABORATORIES - OCCUPATIONAL HEALTH SERVICES			1	100%	1
BMRHC HARRISON		1			1
HIGHLAND LABORATORY			1	100%	1
Charlie Norwood VAMC		1			1
RIVERSIDE REGIONAL MED CENTER			1	100%	1
OASIS FAMILY RESORT IN THE SPRINGS LLC		1			1
Absolut Care of Gasport		1			1
Chateau Dville Rehab & Retirement		1			1
MERCY HOME		1			1
INTEGRIS SEMINOLE EMERGENCY DEPT			1	100%	1
QUALITY LAB			1	100%	1
ADVANCED MEDICAL LABORATORIES (AML)			1	100%	1
LAB TEST KENDALL LLC		1			1
WALGREENS #06164		1			1
CHILDREN'S HOSPITAL OF CHICAGO			1	100%	1
Medilodge of Kalamazoo		1			1
PRIME HEALTHCARE SERVICES		1			1
AristaCare at Meadow Springs		1			1
SPORTS MEDICINE CLINIC - U OF WYOMING			1	100%	1
BAM INC		1			1
CRESTHAVEN			1	100%	1
ROSLYN INTERNAL MEDICINE		1			1
APOLLOMDX LLC			1	100%	1
LONG ISLAND MINIMALLY INVASIVE SURGERY		1			1
TOURO HOSPITAL LAB			1	100%	1
PEDIATRIC PARTNERS ZEPHYRHILLS			1	100%	1

# COVID-19: testing by laboratory

Data through May 22, 2021 verified as of May 23, 2021 at 09:25 AM

Data in this report are provisional and subject to change.

The numbers in the table below represent the number of Florida and non-Florida residents for whom test results were received by the Department of Health. A person can be tested by more than one laboratory and can have both positive and negative results. **Therefore, the sum of the numbers in each column will be larger than the total number of people tested.**

Reporting lab	Inconclusive	Negative	Positive	Percent positive	Total
Kroger 929 - The Little Clinic Corryville		1			1
CMC MERCY LABORATORY			1	100%	1
Signature HealthCare of Bowling Green		1			1
Smg At Bridgewater Family Medicine		1			1
FIRST CARE OF GAINESVILLE			1	100%	1
Perham Living			1	100%	1
LANGLADE			1	100%	1
Life Care Center of Paradise Valley		1			1
Long Beach Care Center			1	100%	1
Alexandria Place		1			1
APS-SUMMIT CARE PHARMACY, LLC DBA OMNICARE		1			1
MY URGENT CARE CLINIC			1	100%	1
LEE MEMORIAL HEALTH SYSTEMS HOME HEALTH		1			1
MULTICARE PHYSICIANS			1	100%	1
ELATION HEALTH		1			1
Walgreens #10988		1			1
MEA PRIMARY CARE PLUS BYRAM			1	100%	1
WATERS EDGE ELEMENTARY SCHOOL			1	100%	1
NORTH BREVARD CHILDRENS MEDICAL CENTER			1	100%	1
MEDICAL ASSOCIATES OF CARTER		1			1
PROGRESSIVE MEDICAL LAB LLC			1	100%	1
Heritage of Red Cloud		1			1
Regency Square			1	100%	1
APPLECARE URGENT CARE KINGSLAND			1	100%	1
MEDEXPRESS URGENT CARE-BRENTWOOD		1			1
WRIGHT PATTERSON AFB MEDICAL CENTER			1	100%	1
PARK AVENUE MEDICAL PROFESSIONALS PC		1			1
WEST FLORIDA HOSPITAL LABORATORY			1	100%	1
NORDX			1	100%	1
QUICK FAMILY URGENT CARE LLC			1	100%	1
KEY BISCAYNE PEDIATRIC ASSOCIATES INC			1	100%	1
ALTA BATES SUMMIT MEDICAL CENTER CLINICAL LAB			1	100%	1
Freedom Pointe at The Villages			1	100%	1
MEDICAL SPECIALISTS OF THE PALM BEACHES INC			1	100%	1
ACUPATH LABORATORIES INC			1	100%	1
UNIVERSITY OF ILLINOIS PATHOLOGY LAB			1	100%	1
EDWARD HOSPITAL			1	100%	1
SELECT SPECIALTY HOSPITAL - ORLANDO SOUTH			1	100%	1
WELLPATH			1	100%	1
CYPRESS CREEK DIALYSIS CTR			1	100%	1
DW MCMILLAN MEMORIAL HOSPITAL LABORATORY			1	100%	1
LAKEVIEW REGIONAL HOSPITAL			1	100%	1
CHC SOUTHWEST FLORIDA LAB-LIVE			1	100%	1
HENRICO DOCTORS HOSPITAL LABORATORY			1	100%	1
GUIDEWELL SANITAS			1	100%	1
Wedgewood Manor		1			1
REHABILITATION CENTER OF SOUTH GEORGIA		1			1



# COVID-19: testing by laboratory

Data through May 22, 2021 verified as of May 23, 2021 at 09:25 AM

Data in this report are provisional and subject to change.

The numbers in the table below represent the number of Florida and non-Florida residents for whom test results were received by the Department of Health. A person can be tested by more than one laboratory and can have both positive and negative results. **Therefore, the sum of the numbers in each column will be larger than the total number of people tested.**

Reporting lab	Inconclusive	Negative	Positive	Percent positive	Total
ALLIANCE MD DIRECT PRIMARY CARE			1	100%	1
COMMONWEALTH OF VIRGINIA DIVISION OF CONSOLIDATED LABORATORY SERVICES			1	100%	1
PARKVIEW MANOR NURSING HOME		1			1
MEMPHIS URGENT CARE #2, LLC			1	100%	1
GALVESTON COUNTY HEALTH DISTRICT			1	100%	1
UNITED HEALTHCARE			1	100%	1
PERFECT HEALTH URGENT CARE AND MEDICAL CARE ADVANTAGE		1			1
TEXAS HEALTH HARRIS METHODIST HOSPITAL			1	100%	1
MID FLORIDA DERMATOLOGY ASSOCIATES PA			1	100%	1
APPLECARE URGENT CARE			1	100%	1
PROGRESSIVE URGENT CARE, PC			1	100%	1
PIONEER CLINICAL RESEARCH LLC			1	100%	1
LIFE CARE CENTER OF CLEVELAND		1			1
MEDICAL UNIVERSITY OF SOUTH CAROLINA			1	100%	1
VITAL CARE			1	100%	1
RESTORE MEDICAL PARTNERS PLLC			1	100%	1
NORTHERN LIGHT CHARLES A DEAN HOSPITAL			1	100%	1
CARESPOT - MIAMI GARDENS			1	100%	1
MEDEXPRESS URGENT CARE - PATRICK STREE			1	100%	1
PALMA CEIA MED GROUP-SWANN		1			1
BRUSHY CREEK FAMILY HOSPITAL			1	100%	1
CROSS CREEK HEALTH CARE		1			1
NEMOURS CHILDREN'S			1	100%	1
HAVASU REGIONAL MEDICAL CENTER			1	100%	1
WARREN GENERAL HOSPITAL			1	100%	1
MEMORIAL HERMANN OCCUPATIONAL HEALTH			1	100%	1
YUMA REGIONAL MEDICAL CENTER			1	100%	1
COLQUITT COMPLETE CARE			1	100%	1
INTERNAL MEDICINE EMILIA MURRAY MD PA		1			1
JOHNSON MEDICAL SERVICES			1	100%	1
KENDALL PEDIATRICS PARTNERS LLC			1	100%	1
WALGREENS #11572		1			1
FLORIDA HOSPITAL ORMOND BEACH			1	100%	1
CAPITAL DISTRICT PSYCHIATRIC CENTER		1			1
Good Shepherd Fairview Home, Inc.		1			1
CENTRAL TX URGENT CARE			1	100%	1
Consulate Health Care of Tallahassee			1	100%	1
MISSOURI DEPARTMENT OF HEALTH AND SENIOR SERVICES - STATE PH LAB		1			1
INDIAN RIDGE		1			1
Kroger 532 - The Little Clinic Murfreesboro		1			1
LEE MEMORIAL HOSPITAL OUTPATIENT SURGERY CENTER			1	100%	1
XSTREMEMD			1	100%	1
SHANNON MEDICAL CENTER			1	100%	1
URGENTMED			1	100%	1
Mason Health and Rehab		1			1
MERITUS MEDICAL CENTER			1	100%	1

# COVID-19: testing by laboratory

Data through May 22, 2021 verified as of May 23, 2021 at 09:25 AM

Data in this report are provisional and subject to change.

The numbers in the table below represent the number of Florida and non-Florida residents for whom test results were received by the Department of Health. A person can be tested by more than one laboratory and can have both positive and negative results. **Therefore, the sum of the numbers in each column will be larger than the total number of people tested.**

Reporting lab	Inconclusive	Negative	Positive	Percent positive	Total
ASHLEY PEDICATRICS DAY AND NIGHT CLINIC			1	100%	1
WELLSTREET SANDY SPRINGS		1			1
Mountain City Care and Rehabilitation Center		1			1
WELLSTAR KENNESAW MEDICAL CENTER		1			1
METROWEST MEDICAL CENTER - FRAMINGHAM			1	100%	1
Kroger 410 - The Little Clinic Trinity		1			1
FELD ENTERTAINMENT			1	100%	1
Parkside Manor		1			1
KAISER PERMANENTE REGIONAL REFERENCE LABORATORY		1			1
ADVENTHEALTH HOME CARE WATERMAN			1	100%	1
Redwood Springs Healthcare			1	100%	1
Shelbyville Manor		1			1
HOMESTEAD MEDICAL CLINIC PA			1	100%	1
Franciscan Convalescent Hospital		1			1
LONESTAR 24HRER MANAGEMENT LLC DBA LONESTAR 24HRER			1	100%	1
COVENANT HOSPITAL HOBBS D/B/A COVENANT		1			1
MOBILE MEDICAL CLINIC			1	100%	1
JEFFREY A HIRSCHFIELD, MD PA			1	100%	1
NOVANT HEALTH GOHEALTH URGENT CARE			1	100%	1
WINCHESTER HOSPITAL			1	100%	1
MED TECH CLINICAL LABORATORY		1			1
NANCY M WORTHINGTON MD PA			1	100%	1
SUNCOAST PRIMARY CARE LLC			1	100%	1
Brio of Johnston		1			1
RAAZI CLINICAL LABORATORY LLC			1	100%	1
VA Texas Valley Coastal Bend Harlingen HCC		1			1
ST FRANCIS MEDICAL CENTER			1	100%	1
Encompass Health Rehab Hosp Harmarville		1			1
VIRTUA HEALTH AND REHABILITATION		1			1
BRIDGEWAY CENTER INC			1	100%	1
HOSPITAL METROPOLITANO SAN GERMAN			1	100%	1
CARROLL UNIVERSITY STUDENT HEALTH CENTER		1			1
ATHENS LIMESTONE HOSPITAL		1			1
JAMES A HENRY MD LLC			1	100%	1
MEDPOST URGENT CARE - CIBOLO			1	100%	1
PRINCIPLE DIAGNOSTICS LLC			1	100%	1
MEDEXPRESS URGENT CARE - BENTONVILLE		1			1
ADVENTHEALTH SENIOR CARE AT ORMOND			1	100%	1
PINEVILLE PHARMACY			1	100%	1
Arlington Care Center			1	100%	1
JUP Serology SubSection			1	100%	1
TEVAPHARM			1	100%	1
AVERA SACRED HEART HOSPITAL			1	100%	1
Kroger 683 - The Little Clinic Foothills Plaza		1			1
AHC Dyersburg		1			1
AVON PARK CLUSTER		1			1
HIGHLANDS CLINICAL LABORATORY			1	100%	1

# COVID-19: testing by laboratory

Data through May 22, 2021 verified as of May 23, 2021 at 09:25 AM

Data in this report are provisional and subject to change.

The numbers in the table below represent the number of Florida and non-Florida residents for whom test results were received by the Department of Health. A person can be tested by more than one laboratory and can have both positive and negative results. **Therefore, the sum of the numbers in each column will be larger than the total number of people tested.**

Reporting lab	Inconclusive	Negative	Positive	Percent positive	Total
SOUTH DADE NURSING & REHABILITATION CENTER			1	100%	1
CVS NY2297002CV NEW YORK			1	100%	1
SOUTHEASTERN INTEGRATED MEDICAL PL			1	100%	1
SUMMIT URGENT CARE - FAYETTEVILLE		1			1
Excel Care Center			1	100%	1
MOUNT SINAI CARDIO PRI CARE			1	100%	1
MEMORIAL HOSPITAL AT GULFPORT			1	100%	1
TITUS REGIONAL MEDICAL CENTER			1	100%	1
Kroger 779 - The Little Clinic Georgetown		1			1
CENTRAL MAINE MED CTR LAB			1	100%	1
KENT		1			1
AUSTIN ER LLC			1	100%	1
Cameron VA Clinic			1	100%	1
MERRILL GARDENS AT CHAMPIONSGATE			1	100%	1
ATLANTA PLUS URGENT CARE, LLC			1	100%	1
PROVIDENCE PORTLAND MEDICAL CENTER		1			1
HEALTHCARE AND REHAB OF SANFORD			1	100%	1
PRIME CARE FAMILY MEDICINE			1	100%	1
AUBURNDALE DOCTOR TODAY			1	100%	1
PRIMARY AND URGENT CARE			1	100%	1
CSL PLASMA LAB			1	100%	1
DE TAR HOSPITAL			1	100%	1
VA COMMUNITY BASED CLINIC - LAKE CITY			1	100%	1
CVS CA5958POCT EASTVALE		1			1
Oakland Nursing and Rehabilitation Center		1			1
LUMBERTON HOSPITAL			1	100%	1
HEALTHCARE FOR THE HOMELESS			1	100%	1
CLEMENT MANOR HEALTH CENTER		1			1
BETHESDA DIALYSIS			1	100%	1
SUSAN F WILLIAMS MD PA			1	100%	1
PEDRO L ORTEGA MD PA			1	100%	1
MCH PHYSICIANS GROUP			1	100%	1
PRIMARY CARE & PEDIATRICS - SHEPHERSTOWN		1			1
TRAFALGAR DIALYSIS			1	100%	1
GRAND VIEW HOSPITAL			1	100%	1
HEALTHFORCE PARTNERS INC			1	100%	1
HACKENSACK UNIVERSITY MEDICAL CENTER		1			1
SUNSHINE PEDIATRICS OF LUTz			1	100%	1
INTERNAL MEDICINE ASSOC OF SOUTH FL PA			1	100%	1
Valley Center (WV)			1	100%	1
Greencroft Goshen		1			1
CHI ST ALEXIUS TRANSITIONAL CARE UNIT		1			1
St. Mary's Care Center		1			1
SOUTHWEST VIRGINIA COMMUNITY HEALTH SYSTEMS			1	100%	1
LYSTER MAIN LAB, FT RUCKER		1			1
MEDICAL COLLEGE OF GEORGIA MEDICAL CENTER			1	100%	1
POETS WALK SARASOTA			1	100%	1

# COVID-19: testing by laboratory

Data through May 22, 2021 verified as of May 23, 2021 at 09:25 AM

Data in this report are provisional and subject to change.

The numbers in the table below represent the number of Florida and non-Florida residents for whom test results were received by the Department of Health. A person can be tested by more than one laboratory and can have both positive and negative results. **Therefore, the sum of the numbers in each column will be larger than the total number of people tested.**

Reporting lab	Inconclusive	Negative	Positive	Percent positive	Total
CONVENIENT MEDICAL AND HEALTH SERVICES			1	100%	1
ABSOLUTE HEALTHCARE			1	100%	1
DAVENPORT DIALYSIS CENTER		1			1
RED BUG LAKE ROAD OVIEDO COVID			1	100%	1
Belvoir Woods Health Care Center at The Fairfax		1			1
MERIDIAN MEADOWS TRANSITIONAL CARE		1			1
CVS HEALTH NORTH AURORA			1	100%	1
UNIVERSAL DIAGNOSTICS LABORATORIES			1	100%	1
INFECTION CONTROL DEPT			1	100%	1
GREATER MOBILE URGENT CARE			1	100%	1
Brown Nursing Home		1			1
KNAPP MEDICAL GROUP			1	100%	1
Chicago Heights CBOC		1			1
BELLMORE PEDIATRICS		1			1
Le Roy Village Green		1			1
KINGWOOD EMERGENCY HOSPITAL			1	100%	1
Walgreens #19461		1			1
EXCEL URGENT CARE OF NJ			1	100%	1
VIVEX/UMTB BIOMEDICAL			1	100%	1
HERNANDO COUNTY HEALTH DEPT			1	100%	1
Kroger 682 - The Little Clinic New Holland Market			1	100%	1
FAIRLAWN OPCO LLC DBA ARBORS AT FAIRLAWN		1			1
APOLLO ADVANCED HOME HEALTH CORP			1	100%	1
Valley View Health and Rehabilitation, LLC		1			1
MEDICAL ASSOCIATES OF PINELLAS - LAB			1	100%	1
Kroger 367 - The Little Clinic Walton		1			1
CARENOW URGENT CARE-MURFREESBORO			1	100%	1
777 URGENT CARE			1	100%	1
Hillandale Health Care		1			1
MANHATTAN EYE EAR AND THROAT HOSPITAL		1			1
SSC NASHVILLE OPERATING CO LLC D/B/A		1			1
OPTUM MEDICAL CLINIC IN ROCKRIMMON			1	100%	1
GTC OPCO, LLC		1			1
RCP OF MEMORIAL WEST			1	100%	1
Saint Joseph Living Center		1			1
QUEST INC			1	100%	1
WEST VIRGINIA UNIVERSITY HOSPITALS			1	100%	1
ADVENT HEALTH MEDICAL GROUP AT PINELLAS PARK			1	100%	1
PALM BEACH DIABETES AND ENDOCRINE SPECIALISTS, PA			1	100%	1
BRAZORIA COUNTY EMERGENCY SERVICES DISTRICT #3			1	100%	1
Abernethy Laurels		1			1
Cloverdale Rehabilitation and Nursing Center		1			1
ST GERARD'S COMMUNITY OF CARE		1			1
ALAFAYA WOODS FAMILY MEDICAL CENTER		1			1
NORTH FLORIDA FAMILY MEDICINE			1	100%	1
THE LITTLE CLINIC LLC			1	100%	1
WALGREENS #01398			1	100%	1

# COVID-19: testing by laboratory

Data through May 22, 2021 verified as of May 23, 2021 at 09:25 AM

Data in this report are provisional and subject to change.

The numbers in the table below represent the number of Florida and non-Florida residents for whom test results were received by the Department of Health. A person can be tested by more than one laboratory and can have both positive and negative results. **Therefore, the sum of the numbers in each column will be larger than the total number of people tested.**

Reporting lab	Inconclusive	Negative	Positive	Percent positive	Total
MCKENZIE COUNTY HEALTHCARE SYSTEMS LABORATORY			1	100%	1
WEST VIRGINIA UNIVERSITY HOSPITALS, INC			1	100%	1
ARGENTINE CARE CENTER		1			1
BAYOU URGENT CARE			1	100%	1
Kroger 359 - The Little Clinic Bellevue		1			1
HEALTHCARE ASSOCIATES OF IRVING, LLP			1	100%	1
SAINT BARNABAS MEDICAL CENTER		1			1
GOOD SHEPHERD HOSPICE INC			1	100%	1
FAMILY PRACTICE ASSOCIATES		1			1
UW MEDICINE MS CENTER			1	100%	1
CLAYTON NURSING AND REHABILITATION		1			1
USCG BASE MIAMI BEACH MEDICAL LAB		1			1
MORNINGSIDE NURSING AND REHABILITATION		1			1
CONCIERGE INTERNAL MEDICINE ASSOCIATES			1	100%	1
VISTA DEL SOL MED ASSOC		1			1
LIFE SAVERS EMERGENCY ROOM II, LLC		1			1
SKIN AND CANCER ASSOCIATES LLP		1			1
MED-LAKE LABORATORY			1	100%	1
MEDONE URGENT CARE			1	100%	1
ADVENTHEALTH WOUND CARE CENTER			1	100%	1
HEALTH CONSERVATION, INC		1			1
QC LABORATORY			1	100%	1
OPTIMAL MEDICINE INC		1			1
Florence Nursing and Rehabilitation Center		1			1
MID-FLORIDA CANCER CENTERS		1			1
GARNET HEALTH URGENT CARE		1			1
MEDEXPRESS URGENT CARE - CABOT			1	100%	1
THE HEART HOSPITAL BAYLOR PLANO			1	100%	1
BEST CARE COMMUNITY AND FAMILY HEALTH CENTER INC			1	100%	1
WRNMMC BETHESDA			1	100%	1
Bivins Pointe			1	100%	1
NORWALK HOSPITAL			1	100%	1
HEALTH PLUS SUNRISE MEDICAL OFFICE			1	100%	1
BRADEN CLINIC		1			1
FAWCETT MEMORIAL HOSPITAL NURSING			1	100%	1
LOPEZ		1			1
UF HEALTH - WILDLIGHT			1	100%	1
ADVENTHEALTH MEDICAL GROUP OBSTETRICS AND			1	100%	1
FAIRHAVEN		1			1
Birmingham Nursing & Rehab Center		1			1
NEMOURS CHILDREN HOSPITAL			1	100%	1
LOURDES URGENT CARE			1	100%	1
ULTIMATE ANALYSIS LABORATORY			1	100%	1
CVS OH5458POCT GROVE CITY		1			1
BAPTIST MEDICAL PLAZA AT WESTCHESTER			1	100%	1
CARRINGTON, LLC D/B/A THE CARRINGTON		1			1
Court House Center		1			1



# COVID-19: testing by laboratory

Data through May 22, 2021 verified as of May 23, 2021 at 09:25 AM

Data in this report are provisional and subject to change.

The numbers in the table below represent the number of Florida and non-Florida residents for whom test results were received by the Department of Health. A person can be tested by more than one laboratory and can have both positive and negative results. **Therefore, the sum of the numbers in each column will be larger than the total number of people tested.**

Reporting lab	Inconclusive	Negative	Positive	Percent positive	Total
WINNIFRED ASSISTED LIVING FACILITY INC		1			1
WELLNOW URGENT CARE-OSWEGO			1	100%	1
SPARTA HEALTH & REHAB		1			1
CVS OH6153POCT COLUMBUS		1			1
INDIAN RIVER CLINICAL LABORATORY, INC.		1			1
SUNDIAL MANUFACTURING		1			1
UNIVERSITY OF FLORIDA			1	100%	1
PASTEUR MEDICAL HIALEAH GARDEN LLC			1	100%	1
BALLAD HEALTH MEDICAL ASSOCIATES URGENT CARE			1	100%	1
HERITAGE SHADYSIDE		1			1
INHEALTH LIFE SCIENCES LLC			1	100%	1
WELL KEY URGENT CARE MARYVILLE		1			1
KIDSVILLE PEDIATRICS III PA			1	100%	1
HARBOR HOSPITAL			1	100%	1
Ladera Center		1			1
SOUTH SEMINOLE HOSPITAL POCT			1	100%	1
PUTNAM CO HOSPITAL-D/B/A ASBURY TOWERS		1			1
PLEASANT RIDGE MANOR WEST		1			1
OXY-GENLAB			1	100%	1
BAPTIST ASI			1	100%	1
CLERMONT HEALTH DEPARTMENT			1	100%	1
SHANNON CLARK OD, PA			1	100%	1
ST LUKES HOSPITAL LAB			1	100%	1
HARBOR OAKS GOLDEN YEARS			1	100%	1
FRONT PORCH PEDIATRICS PLLC			1	100%	1
St. Anne Home		1			1
Hawthorne House		1			1
LIFE CARE CENTER OF GWINNETT		1			1
DR DAN C TRIGG MEMORIAL HOSPITAL		1			1
FAMILY MEDICINE AT CELEBRATION		1			1
OPTI MED PHARMACY		1			1
PALM SPRINGS GENERAL HOSPITAL			1	100%	1
LOVELACE WOMEN'S HOSPITAL		1			1
SAPLING GROVE URGENT CARE		1			1
Sage Bluff Health & Rehabilitation Center		1			1
FAMILY & INTERNAL MEDICINE CENTER		1			1
LAKE VISTA DIALYSIS			1	100%	1
DIGNITY HEALTH GOHEALTH		1			1
VA OPTOMETRY CLINIC			1	100%	1
FHPG INTERNAL MEDICINE OF BRANDON			1	100%	1
SHP WESTCHESTER LLC		1			1
VIRGINIA UROLOGY		1			1
PHYSICIANS PREMIER ER- BASTROP			1	100%	1
BAYSHORE DIALYSIS			1	100%	1
WISE'S DRUG STORE INC.,		1			1
WALGREENS #09456		1			1
WAUCONDA CARE		1			1

# COVID-19: testing by laboratory

Data through May 22, 2021 verified as of May 23, 2021 at 09:25 AM

Data in this report are provisional and subject to change.

The numbers in the table below represent the number of Florida and non-Florida residents for whom test results were received by the Department of Health. A person can be tested by more than one laboratory and can have both positive and negative results. **Therefore, the sum of the numbers in each column will be larger than the total number of people tested.**

Reporting lab	Inconclusive	Negative	Positive	Percent positive	Total
Elm Crest Senior Living Community		1			1
Kroger 444 - The Little Clinic Dent		1			1
NEW HANOVER REGIONAL MEDICAL CENTER			1	100%	1
CACERES SPECIALIZED GYNECOLOGY		1			1
El Paso Health Care Center			1	100%	1
LABORATORIO MEDICO CENTRAL CONDOMINO MD			1	100%	1
AAA MEDICAL TESTING			1	100%	1
CARESPOT - OVIEDO			1	100%	1
SYNERGY DIALYSIS INC			1	100%	1
UNIVERSITY OF MD PATH ASSOC- MD GENOMICS			1	100%	1
Carrollton Manor Inc		1			1
CARENOW MURFREESBORO MEDICAL CENTER PK		1			1
LAKE LURE HEALTH CENTER			1	100%	1
Kroger 838 - The Little Clinic Fairborn		1			1
MOUNT SINAI CORAL GABLES			1	100%	1
URGENT CARE CENTER OF PORT ORANGE LLC			1	100%	1
HUDSON REGIONAL HOSPITAL			1	100%	1
CENTRAL FLORIDA HEALTH CARE, INC			1	100%	1
BAPTIST HOSPITAL FAMILY MEDICINE TIGER POINT			1	100%	1
MEDCOR AT ROYAL CARIBBEAN			1	100%	1
Encompass Rehab Hospital of Dothan		1			1
BALLAD HEALTH MEDICAL ASSOCIATES URGENT CARE - JOHNSON CITY			1	100%	1
FRESENIUS SOUTH FORT MYERS		1			1
DR PHILLIPS CENTER FOR WELLNESS		1			1
ADAPTIVE BIOTECHNOLOGIES			1	100%	1
WILSON FAMILY MEDICINE LLC		1			1
PEDIATRIC ASSOCIATES - DORAL			1	100%	1
CHILDREN'S NATIONAL MEDICAL CENTER			1	100%	1
SMITH KLINE			1	100%	1
SOUTHWEST REGIONAL PCR LABORATORY			1	100%	1
WALGREENS #15369		1			1
COMMUNITY			1	100%	1
ODESSA MEMORIAL HOSPITAL			1	100%	1
Heritage Inn Health and Rehabilitation		1			1
Walgreens #11724		1			1
ADVANCED CARDIOVASCULAR DIAGNOSTICS PL		1			1
Indian Oaks Living Center		1			1
HEART 2 HEART FAMILY PRACTICE			1	100%	1
ANY LAB TEST NOW JACKSONVILLE		1			1
PEDIATRIC PARTNERS			1	100%	1
Walgreens #3661		1			1
CareATC - Columbia College #58		1			1
STERLING HOUSE OF PORT ORANGE		1			1
PHOEBE HOME INC		1			1
SYNERGENE LABORATORY			1	100%	1
URGENT CARE NORTHWEST		1			1
Kroger 500 - The Little Clinic Speedway		1			1

# COVID-19: testing by laboratory

Data through May 22, 2021 verified as of May 23, 2021 at 09:25 AM

Data in this report are provisional and subject to change.

The numbers in the table below represent the number of Florida and non-Florida residents for whom test results were received by the Department of Health. A person can be tested by more than one laboratory and can have both positive and negative results. **Therefore, the sum of the numbers in each column will be larger than the total number of people tested.**

Reporting lab	Inconclusive	Negative	Positive	Percent positive	Total
DAVITA DIALYSIS-NORTH			1	100%	1
COUPEVILLE SCHOOL DISTRICT #204		1			1
T.J. HEALTH PAVILION			1	100%	1
SANTA MONICA FERTILITY			1	100%	1
MANCHESTER COMMONS		1			1
CVS KS8601POCT OVERLAND PARK			1	100%	1
FLOYD MEDICAL CENTER/CLINICAL LAB		1			1
ST. LUKE'S HOSPITAL			1	100%	1
MEMORIAL HERMANN SOUTHWEST HOSPITAL			1	100%	1
CVS / PHARMACY #10794			1	100%	1
TRAVERSE CITY OPCO, LLC		1			1
SMYTH COUNTY COMMUNITY HOSPITAL LABORATORY			1	100%	1
Willowbrooke Court at Normandy Farms Estates		1			1
CHRISTUS GOOD SHEPHERD MEDICAL CENTER			1	100%	1
HAWAII DEPT OF HEALTH			1	100%	1
MEMORIAL SATILLA HEALTH			1	100%	1
Broomall Manor		1			1
Integrity Healthcare of Carbondale			1	100%	1
WALGREENS #15291		1			1
Walgreens #3049		1			1
MCLEOD MEMORIAL HOSPITAL CLARENDON			1	100%	1
OAK HAVEN REHAB AND NURSING CENTER			1	100%	1
JOHN PETER SMITH HOSPITAL- OB TRIAGE			1	100%	1
MAYO CLINIC OUTPATIENT DIALYSIS CENTER			1	100%	1
ARLINGTON ADULT RESIDENTIAL FACILITY, INC			1	100%	1
PEDIATRICS AND FAMILY CARE, LLC			1	100%	1
DEL PRADO MEDICAL CENTER, INC		1			1
HIDALGO FAMILY CLINIC			1	100%	1
SEVEN HILLS HEALTHCARE GROUP LLC DBA		1			1
SHERIDAN VAMC		1			1
SANFORD HOME		1			1
TARRANT MEDICAL ASSOCIATES			1	100%	1
SUNCOAST BEHAVIORAL HEALTH CENTER			1	100%	1
Grangeville Health and Rehab		1			1
Kroger 618 - The Little Clinic Trail Creek Village		1			1
UNIVERSITY OF IOWA HOSPITALS & CLINICS			1	100%	1
LUNA BECK MD & ASSOCIATES PA			1	100%	1
Sanctuary Pointe Nursing & Rehab		1			1
ASHLEY PEDIATRICS DAY & NIGHT CLINIC			1	100%	1
Kingston Care Center of Perrysburg		1			1
The Jordan Center		1			1
RICHMOND MEDICAL CENTER FOR WOMEN		1			1
MAYO CLINICAL LABORATORIES		1			1
Ranger Care Center			1	100%	1
THE MEDICAL CENTER AT BOWLING GREEN			1	100%	1
HEALTH FIRST MEDICAL GROUP LLC			1	100%	1
CATERPILLAR INC - MIAMI DISTRIBUTION CENTER			1	100%	1

# COVID-19: testing by laboratory

Data through May 22, 2021 verified as of May 23, 2021 at 09:25 AM

Data in this report are provisional and subject to change.

The numbers in the table below represent the number of Florida and non-Florida residents for whom test results were received by the Department of Health. A person can be tested by more than one laboratory and can have both positive and negative results. **Therefore, the sum of the numbers in each column will be larger than the total number of people tested.**

Reporting lab	Inconclusive	Negative	Positive	Percent positive	Total
MERCY GENERAL HOSPITAL			1	100%	1
RESOURCE PATH LLC			1	100%	1
UNIVERSITY OF MIAMI PRIMARY CARE SITE UMHC 3039			1	100%	1
MANHATTAN COLLEGE HEALTH SERVICES		1			1
AMERICAN FAMILY CARE - SMYRNA			1	100%	1
PARKVIEW REGIONAL MEDICAL CENTER			1	100%	1
Advanced Rehabilitation of Vernon		1			1
CVS MI22230CV WAYNE COUNTY COMMUNITY COLLEGE			1	100%	1
WEST VALLEY MEDICAL CENTER		1			1
SAINT LEO UNIVERSITY INCORPORATED			1	100%	1
HALIFAX HEALTH PRIMARY CARE ORMOND			1	100%	1
BIOMERIEUX			1	100%	1
REDMOND URGENT CARE			1	100%	1
WELLSTAR STUDENT SERVICES-MARIETTA CLI		1			1
REHABILITATION CENTER OF ALBUQUERQUE		1			1
LIFESPAN HEALTH - SELMER		1			1
OCALA REGIONAL DIALYSIS- NORTH			1	100%	1
CAREWELL URGENT CARE FITCHBURG			1	100%	1
QUALITY CLINICAL LAB LLC			1	100%	1
CLINICAL RESEARCH OF WEST FLORIDA		1			1
Manor Care Health Services			1	100%	1
Royal Palm Beach Health and Rehab Center			1	100%	1
AUSTIN URGENT CARE			1	100%	1
Life Care Center of Auburn		1			1
YOUR GOOD HEALTH MEDICAL GROUP PA			1	100%	1
VOLKSWAGON GROUP OF AMERICA ONSITE MEDICAL CLINIC		1			1
BRANDON OUTREACH CLINIC			1	100%	1
MEMORIAL HERMANN KATY HOSPITAL			1	100%	1
Kroger - KRO62000426			1	100%	1
PATEL MINESH		1			1
WEST FLORIDA MEDICAL ASSOCIATES PA			1	100%	1
Medford Multicare		1			1
SPHERE DX			1	100%	1
WINTHROP MANOR NURSING CENTER		1			1
CHILDREN'S MEMORIAL HOSPITAL			1	100%	1
HOSPITAL SISTERS HEALTH SYSTEM (HSHS)			1	100%	1
TENNOVA HEALTHCARE - CLEVELAND			1	100%	1
CHI MEMORIAL HOSPITAL CHATTANOOGA			1	100%	1
CRYSTAL RIVER FIRE DEPARTMENT			1	100%	1
QLABS			1	100%	1
UNIVERSITY OF TOLEDO MEDICAL CENTER			1	100%	1
SACRED HEART HOSPITAL NURSING			1	100%	1
GEORGE WASHINGTON UNIVERSITY HOSPITAL			1	100%	1
WYOMING OPCO, LLC DBA MEDILODGE OF WYO		1			1
FLORIDA FAMILY LABORATORY		1			1
CHEROKEE PARK REHABILITATION		1			1
ST JUDE CARE CENTER		1			1

# COVID-19: testing by laboratory

Data through May 22, 2021 verified as of May 23, 2021 at 09:25 AM

Data in this report are provisional and subject to change.

The numbers in the table below represent the number of Florida and non-Florida residents for whom test results were received by the Department of Health. A person can be tested by more than one laboratory and can have both positive and negative results. **Therefore, the sum of the numbers in each column will be larger than the total number of people tested.**

Reporting lab	Inconclusive	Negative	Positive	Percent positive	Total
PALMETTO PRIMARY CARE PHYSICIANS			1	100%	1
WITHHEALTH, INC		1			1
AFC URGENT CARE BEVERLY			1	100%	1
ARCADIA OUTREACH LAB			1	100%	1
CARENOW-MONTGOMERY			1	100%	1
SOUTHWESTERN STATE HOSPITAL LABORATORY			1	100%	1
CTMD MEDICAL CENTER, PA			1	100%	1
WESLEY MEDICAL CENTER			1	100%	1
NEW ERA COMMUNITY HEALTH CENTER LLC		1			1
HARMONY HEALTHCARE ORLANDO INC		1			1
BULLOCK COUNTY HOSPITAL		1			1
LRHS Pablo Urgent Care		1			1
WINDMOOR HEALTHCARE			1	100%	1
WINCHESTER URGENT CARE, PC		1			1
RAYMOND F CARON MD			1	100%	1
SCRIPPS MERCY HOSPITAL			1	100%	1
CDR MAGUIRE – STUART MISSION			1	100%	1
Kroger 698 - The Little Clinic 14th Street/Bell		1			1
Livingston County Center for Nursing and Rehabilitation		1			1
LEGACY AT HIGHWOODS PRESERVE		1			1
DILELLA			1	100%	1
DYNACARE NORTHWEST INC			1	100%	1
VA ST LOUIS HEALTH CARE SYSTEM			1	100%	1
Kroger 63 - The Little Clinic Glassford Hill Rd		1			1
VA Ann Arbor HCS - Toledo CBOC		1			1
MED BAR LLC		1			1
AVERA ST. MARY'S HOSPITAL			1	100%	1
Fairhope		1			1
AURORA MEDICAL CENTER-KENOSHA			1	100%	1
SIPERSTEIN DERMATOLOGY LLC			1	100%	1
CRUSADER COMMUNITY HEALTH			1	100%	1
FLORIDA ORTHOPAEDIC INSTITUTE SURGERY		1			1
BHS PHYSICIAN NETWORK			1	100%	1
NEMOUR'S CHILDREN'S CLINIC			1	100%	1
ROSE HAVEN NURSING CENTER		1			1
PINEBROOK CARE AND REHABILITATION CENTER			1	100%	1
SUNCOAST RESEARCH GROUP LLC			1	100%	1
TITUSVILLE CENTER FOR SURGICAL EXCELLENCE LLC		1			1
C V S / PHARMACY #833		1			1
Lemont Nursing and Rehab Center			1	100%	1
Redstone Highlands			1	100%	1
FLORIDA HEALTH CARE MEDICAL GROUP		1			1
ORLANDO PHYSICIAN NETWORK		1			1
MCCORMICK AMBULANCE		1			1
MARTIN ARMY COMMUNITY HOSPITAL			1	100%	1
WELLSTREET BETHANY BEND		1			1
TEXAS HEALTH ARLINGTON MEMORIAL		1			1



# COVID-19: testing by laboratory

Data through May 22, 2021 verified as of May 23, 2021 at 09:25 AM

Data in this report are provisional and subject to change.

The numbers in the table below represent the number of Florida and non-Florida residents for whom test results were received by the Department of Health. A person can be tested by more than one laboratory and can have both positive and negative results. **Therefore, the sum of the numbers in each column will be larger than the total number of people tested.**

Reporting lab	Inconclusive	Negative	Positive	Percent positive	Total
CLEVELAND CLINIC OHIO LABORATORIES			1	100%	1
ACUTE AND COMMUNICABLE DISEASE PREVENTION			1	100%	1
Kroger 717 - The Little Clinic Dolphin Drive			1	100%	1
PANCARE HEALTH - CARR ELEM & MIDDLE SCHOOL			1	100%	1
Alaska Domiciliary Care for Homeless Veterans		1			1
TANNER CLINIC			1	100%	1
Iosco County Medical Care Facility		1			1
HORIZON MEDICAL CENTER			1	100%	1
PUBLIX PHARMACY #1114			1	100%	1
ROSEN MEDICAL CENTER AT ROSEN COLLEGE CAMPUS			1	100%	1
NORTHEAST REGIONAL MEDICAL CENTER			1	100%	1
PERRY COUNTY NURSING HOME		1			1
OMC PRIMARY CARE - HOSPITAL CAMPUS			1	100%	1
Eger Health Care and Rehabilitation Center		1			1
CSI LABORATORIES FLORIDA			1	100%	1
OMAHA VA MEDICAL CENTER			1	100%	1
ST MARY'S OF SAGINAW		1			1
CITRONELLE HEALTH AND REHABILITATION CENTER		1			1
ASSURANCE HEALTHCARE AND COUNSELING CENTER		1			1
ATRIA TAMARAC			1	100%	1
FLORIDA CLINICAL RESEARCH CENTER, LLC			1	100%	1
Chateau Living Center			1	100%	1
BETHESDA ON TURKEY CREEK			1	100%	1
AULTMAN HOSPITAL			1	100%	1
ADVENTHEALTH PHYSICIAN GROUP - APPLEWOOD			1	100%	1
Casa Real Center		1			1
SUMMIT DETOX INC			1	100%	1
JOHNSON & JOHNSON VISION CARE-VISTAKON			1	100%	1
SUMMIT HEALTHCARE REGIONAL MEDICAL		1			1
MARY WASHINGTON HOSPITAL HOME HEALTH AGENCY	1				1
PEDRO MENENDEZ HEALTH CENTER AT ST JOHNS			1	100%	1
BEACHSIDE DETOX		1			1
FALKVILLE HEALTHCARE		1			1
MADISON REHABILITATION HOSPITAL		1			1
Tremont Health & Rehabilitation Center		1			1
CARESPOT - OCOEE			1	100%	1
Erie VAMC		1			1
MONMOUTH MEDICAL CENTER		1			1
FAYETTE MEDICAL CENTER LAB		1			1
TOMAH HEALTH			1	100%	1
CARILION CLINIC LAB TESTING SITE-POSTAL		1			1
NORTH SHORE HEMATOLOGY-ONCOLOGY ASSOCI		1			1
ST CHARLES REDMOND LABORATORY		1			1
REFERENCE LABORATORY			1	100%	1
JUPITER MEDICAL CENTER INC			1	100%	1
Ash Flat Healthcare and Rehabilitation Center			1	100%	1
PALM BREEZE DIALYSIS			1	100%	1

# COVID-19: testing by laboratory

Data through May 22, 2021 verified as of May 23, 2021 at 09:25 AM

Data in this report are provisional and subject to change.

The numbers in the table below represent the number of Florida and non-Florida residents for whom test results were received by the Department of Health. A person can be tested by more than one laboratory and can have both positive and negative results. **Therefore, the sum of the numbers in each column will be larger than the total number of people tested.**

Reporting lab	Inconclusive	Negative	Positive	Percent positive	Total
CONCENTRA - OCALA		1			1
THE CHILDREN'S HOSPITAL OF PHILADELPHIA		1			1
PEACHEALTH LABORATORIES		1			1
COASTAL ER IX, PHYSICIANS PREMIER			1	100%	1
THE LITTLE CLINIC, LLC			1	100%	1
LAMARQUE DIALYSIS			1	100%	1
MONROE COUNTY PUBLIC HEALTH DEPARTMENT			1	100%	1
ROAN MOUNTAIN MEDICAL CENTER			1	100%	1
SHARON REGIONAL MEDICAL CENTER			1	100%	1
PULMONARY, CRITICAL CARE AND SLEEP DISORDERS INSTITUTE OF SOUTH FLORID			1	100%	1
Kroger 670 - The Little Clinic Powell		1			1
BAYFRONT HEAL WOUND CARE AND HYPERBARIC CENTER			1	100%	1
Medilodge of East Lansing		1			1
BRIDGEPORT EXPRESS CARE			1	100%	1
ADVANCED BIOMEDICAL INC			1	100%	1
SANITAS RESEARCH LLC			1	100%	1
JACK M MATHENY II MD			1	100%	1
Memorial Health Care Center			1	100%	1
THE CLINIC ON SIXTH			1	100%	1
Higland Pointe Health and Rehabilitation center		1			1
PM PEDIATRICS PC			1	100%	1
Dupage Care Center			1	100%	1
Alden North Shore			1	100%	1
Heartland Health Care Center Jacksonville			1	100%	1
UNIVERSITY OF MIAMI SCHOOL OF MEDICINE			1	100%	1
NEXTCARE NOGALES			1	100%	1
FLORIDA DEPARTMENT OF HEALTH IN BROWARD COUNTY		1			1
LIMA MEMORIAL HOSPITAL			1	100%	1
EVEXIA DIAGNOSTICS			1	100%	1
BIOLOGIK NP		1			1
Bethel Lutheran Nursing & Rehabilitation Center		1			1
MEDLAB2020, INC			1	100%	1
Kroger 397 - The Little Clinic Frankfort East		1			1
HOLLAND COMMUNITY HOSPITAL		1			1
Avera Sr. James Care Center		1			1
FLORIDA HOME HEALTH			1	100%	1
UNLIMITED MEDICAL SERVICES OF FL PL DBA		1			1
HUNEYCUTT FAMILY PRACTICE			1	100%	1
PIEDMONT NEWTON HOSPITAL		1			1
REGIONAL MEDICAL LABORATORY			1	100%	1
ALVERNIA UNIVERSITY HEALTH AND WELLNESS CENTER		1			1
LIFEGUARD AIR AMBULANCE			1	100%	1
MARYLAND DEPARTMENT OF HEALTH AND MENTAL HYGIENE-LABORATORIES			1	100%	1
ST VINCENTS OUTPATIENT IMAGING		1			1
JACKSON MADISON CO. GEN. HOSPITAL			1	100%	1
MARIANNA DIALYSIS CENTER			1	100%	1
MODMD, A PROFESSIONAL CORPORATION		1			1

# COVID-19: testing by laboratory

Data through May 22, 2021 verified as of May 23, 2021 at 09:25 AM

Data in this report are provisional and subject to change.

The numbers in the table below represent the number of Florida and non-Florida residents for whom test results were received by the Department of Health. A person can be tested by more than one laboratory and can have both positive and negative results. **Therefore, the sum of the numbers in each column will be larger than the total number of people tested.**

Reporting lab	Inconclusive	Negative	Positive	Percent positive	Total
The Center at Centennial			1	100%	1
HEALTHPARTNERS HUDSON CLINIC			1	100%	1
ALLEGANY COUNTY DEPARTMENT OF HEALTH		1			1
STONECREST MEDICAL CENTER		1			1
UNC HOSPITALS			1	100%	1
DOCTORS AFTER HOURS URGENT CARE CENTER			1	100%	1
PATIENT FIRST - VOORHEES		1			1
AURORA CONSOLIDATED LABORATORY			1	100%	1
BEAUMONT HOSPITAL			1	100%	1
SURGERY CENTER, THE			1	100%	1
Newton Wellesley Center for Alzheimer's Care		1			1
XPRESHECK IAD (DULLES)			1	100%	1
CANDLER HOSPITAL			1	100%	1
CORDOVA FAMILY PRACTICE			1	100%	1
NORTHSIDE FAMILY MEDICINE		1			1
Arch Plaza Nursing and Rehabilitation Center			1	100%	1
VIRGINIA CVS PHARMACY, LLC DBA CVS/PHARMACY #1884		1			1
Kroger 433 - The Little Clinic Atoka		1			1
ER NEAR ME HULEN		1			1
MOUNT SINAI MEDICAL CENTER OF FLORIDA INC			1	100%	1
SHAMRA MEDICAL LABORATORY			1	100%	1
WESLEY LONG HOSPITAL			1	100%	1
FIU HEALTH CARE CENTER			1	100%	1
325		1			1
BONNER GENERAL HOSPITAL		1			1
Carington Park			1	100%	1
WELLMED AT BAY AREA		1			1
SKY RIDGE MEDICAL CENTER - MICRO			1	100%	1
SS VASCULAR			1	100%	1
EASTSIDE MEDICAL CLINIC		1			1
EDGAR PRICE FAMILY & CHILDREN HEALTHCARE CENTER			1	100%	1
Hillside Manor Rehabilitation and Extended Care Center		1			1
Kroger 83 - The Little Clinic Rock Road		1			1
ORCHID TERRACE		1			1
Brownwood Nusing & Rehabilitation		1			1
CAPITAL HEALTH PLAN - GOVERNORS SQUARE			1	100%	1
CVS AZ69POCT PEORIA		1			1
FLORIDA HEART & VASCULAR MULTI SPECIALITY GROUP PA			1	100%	1
UT HEALTH RIO GRANDE VALLEY SPECIALTY PEDIATRICS			1	100%	1
HHCS PHARMACY INC			1	100%	1
ABRAZO WEST CAMPUS			1	100%	1
DSI LABORATORIES-NAPLES-7TH			1	100%	1
Rehab Select of Talladega		1			1
WEST CARVER MEDICAL ASSOCIATES		1			1
WEST COAST CLINICAL LABS INC			1	100%	1
AUGUSTA HEALTH CLINICAL LABORATORY			1	100%	1
Kroger 390 - The Little Clinic North College Hill		1			1

# COVID-19: testing by laboratory

Data through May 22, 2021 verified as of May 23, 2021 at 09:25 AM

Data in this report are provisional and subject to change.

The numbers in the table below represent the number of Florida and non-Florida residents for whom test results were received by the Department of Health. A person can be tested by more than one laboratory and can have both positive and negative results. **Therefore, the sum of the numbers in each column will be larger than the total number of people tested.**

Reporting lab	Inconclusive	Negative	Positive	Percent positive	Total
Rio Grande City Nursing and Rehab Center			1	100%	1
WELLINGTON PHYSICIANS URGENT CARE AT PALOMINO			1	100%	1
Community Care Center of Heritage House, LLC			1	100%	1
DU QUOIN NURSING & REHABILITATION CENTER LLC		1			1
MEDSTAR FAMILY CARE		1			1
HOUSTON DEPARTMENT OF HEALTH AND HUMAN SERVICES			1	100%	1
NORTHCREST PHYSICIAN SERVICES INC		1			1
SANTA ROSA PEDIATRICS			1	100%	1
SHARP CHULA VISTA MEDICAL CENTER			1	100%	1
PACIFICA CARE PLLC			1	100%	1
LabCorp L#09258295 M#09258285			1	100%	1
TFH HOME HEALTH INC			1	100%	1
Acts Manor House		1			1
INTERNAL MEDICINE GROUP OF CENTRAL FLORIDA			1	100%	1
UABC			1	100%	1
BLAKE AT PENSACOLA OPERATION CO, LLC, THE			1	100%	1
ANDERSON FAMILY MEDICINE			1	100%	1
GRANITE FALLS LTC, LLC		1			1
MISSISSIPPI VALLEY REGIONAL BLOOD CENTER			1	100%	1
CONTINENTAL HOME HEALTH CARE INC			1	100%	1
LIBERTY URGENT CARE			1	100%	1
PREMIUM HOME HEALTH CARE INC			1	100%	1
NAVARRO MEDICAL CENTERS LLC			1	100%	1
METROPOLITAN			1	100%	1
FAIRFAX COUNTY HEALTH DEPT LABORATORY			1	100%	1
JAX FAMILY CARE		1			1
WATERMAN VILLAGE HOME CARE			1	100%	1
VISTA LAKE ASSISTED LIVING			1	100%	1
FAIRVIEW SOUTHDAL			1	100%	1
BROWNSVILLE ADULT AND PEDIATRIC CLINIC			1	100%	1
BAYLOR SCOTT & WHITE MEDICAL SURGICAL CLINIC			1	100%	1
Kittanning Care Center		1			1
WALGREENS WAYNE			1	100%	1
AFC URGENT CARE SWAMPSCOTT			1	100%	1
COLER REHABILITATION AND NURSING CARE		1			1
Birmingham Nursing and Rehabilitation East LLC		1			1
SWIFTCARE URGENT CARE, PLLC			1	100%	1
DOCTORS MEMORIAL HOSP HOME HEALTH CARE		1			1
HEBER VALLEY HOSPITAL			1	100%	1
FAMILY MEDICAL CARE OF MOUNT DORA INC			1	100%	1
CLERMONT PEDIATRICS, PA			1	100%	1
GEAUGA REGIONAL HOSPITAL		1			1
ELKHART GENERAL HOSPITAL			1	100%	1
Seacrest Village		1			1
TRUMAN MEDICAL CENTER - HOSPITAL HILL			1	100%	1
ALPHA CLINICAL LABORATORY CORP.			1	100%	1
CROWNPOINT HEALTHCARE FACILITY		1			1

# COVID-19: testing by laboratory

Data through May 22, 2021 verified as of May 23, 2021 at 09:25 AM

Data in this report are provisional and subject to change.

The numbers in the table below represent the number of Florida and non-Florida residents for whom test results were received by the Department of Health. A person can be tested by more than one laboratory and can have both positive and negative results. **Therefore, the sum of the numbers in each column will be larger than the total number of people tested.**

Reporting lab	Inconclusive	Negative	Positive	Percent positive	Total
BISHOP KEARNEY		1			1
VELOCITY URGENT CARE - CHIMNEY HILL			1	100%	1
MEADOWS PARK HEALTH AND REHABILITATION		1			1
WALGREENS #06025		1			1
WELLCARE URGENT CARE			1	100%	1
CHILDREN'S AT SATELLITE BOULEVARD URGE		1			1
PATHOLOGY		1			1
GENERATIONS CENTER OF SPENCER		1			1
MEDEXPRESS URGENT CARE - HAMILTON SQUA		1			1
CAH ACQUISITION COMPANY 11 LLC			1	100%	1
CARESPOT - LEE VISTA			1	100%	1
CAREHERE HUDSON BAY			1	100%	1
PUTNAM COUNTY PUBLIC HEALTH UNIT WIC		1			1
Crestview Rehabilitation & Skilled Nursing Services		1			1
FLORIDA MEDICAL CLINIC PA GI			1	100%	1
Sunnybrook Rehabilitation Center			1	100%	1
NORTON HOSPITAL			1	100%	1
FRESENIUS KIDNEY CARE HILLSBOROUGH			1	100%	1
INTERNAL MEDICINE OF SOUTHWEST FLORIDA			1	100%	1
ARIZA WELLNESS CARE LLC			1	100%	1
URGENT CARE 24/7 TAMPA			1	100%	1
EASTSIDE URGENT CARE			1	100%	1
SKYRIDGE CLINICAL ASSOCIATES		1			1
WASHINGTON CENTER FOR REHABILITATION A		1			1
MEMORIALCARE LONG BEACH MEDICAL CENTER			1	100%	1
THE TOLEDO HOSPITAL			1	100%	1
SPECTRUM LABORATORY			1	100%	1
WEST BOYNTON DIALYSIS			1	100%	1
Walgreens #12271		1			1
ABINGTON MEMORIAL HOSPITAL			1	100%	1
MEMORIAL HEALTH UNIVERSITY MEDICAL		1			1
Hillside Rehab and Care Center			1	100%	1
ELDERWOOD AT WAVERLY		1			1
WELLMED AT LONGWOOD			1	100%	1
COVID CLINIC, INC			1	100%	1
NURSECARE OF ATLANTA INC DBA		1			1
HARDIN HEALTH INC		1			1
PHYSICIANS PRIMARY CARE LEHIGH PEDS			1	100%	1
CVS AZ3264POCT PHOENIX			1	100%	1
LAREDO CARE CLINIC NORTH		1			1
EXCEPTIONAL EMERGENCY CENTER			1	100%	1
DOCTORS CARE - GREER		1			1
Walgreens #11854			1	100%	1
DELTA INTERNAL MEDICINE CENTER			1	100%	1
TENNOVA ER - SANGO			1	100%	1
YAKIMA VALLEY FAMILY CLINIC			1	100%	1
UT HEALTH RIO GRANDE VALLEY PRIMARY CARE AT			1	100%	1



# COVID-19: testing by laboratory

Data through May 22, 2021 verified as of May 23, 2021 at 09:25 AM

Data in this report are provisional and subject to change.

The numbers in the table below represent the number of Florida and non-Florida residents for whom test results were received by the Department of Health. A person can be tested by more than one laboratory and can have both positive and negative results. **Therefore, the sum of the numbers in each column will be larger than the total number of people tested.**

Reporting lab	Inconclusive	Negative	Positive	Percent positive	Total
CONCORDIA MANOR			1	100%	1
KANA MEDICAL			1	100%	1
MISSION HOSPITAL – MEMORIAL CAMPUS			1	100%	1
SJMC PHYSICIAN SERVICES			1	100%	1
TAMPA HEALTH CARE PROVIDERS PA		1			1
SMART CHOICE PRIMARY AND URGENT CARE			1	100%	1
1ST MED DOTHAN			1	100%	1
WALGREENS #4086		1			1
COLOMBO'S PHARMACY		1			1
SIGNATURE CARE MEMORIAL CITY			1	100%	1
KIOSK MEDICINE OF KENTUCKY LLC		1			1
FAMILY MEDICAL CENTRE			1	100%	1
AURORA HEALTH CARE METRO INC			1	100%	1
DAYTONA BEACH DIALYSIS			1	100%	1
ST JOHNS MEDICAL CENTER		1			1
FAIRFIELD MEDICAL CENTER			1	100%	1
HILTON HEAD HOSPITAL/INPATIENT			1	100%	1
NATION'S BEST CARE HOME HEALTH			1	100%	1
MANOR CARE OF DELRAY BEACH FL LLC		1			1
ST. JOHN HOSPITAL & MEDICAL CENTER			1	100%	1
MISSOURI DEPT. OF HEALTH			1	100%	1
CORRY MEMORIAL HOSPITAL			1	100%	1
CAN COMMUNITY HEALTH LLC		1			1
ABE'S GARDEN/PARK MANOR APARTMENTS		1			1
Monument Health Strugis Care Center		1			1
Baypoint Healthcare Center			1	100%	1
TRITENN LLC		1			1
EXAC CARE CROSSVILLE		1			1
DERMDX, DIV OF AURORA DIAGNOSTICS/BERNHARDT LAB		1			1
KEISER UNIVERSITY		1			1
CARESOUTH HHA HOLDINGS OF VIRGINIA, LLC			1	100%	1
BRANKO D PEJIC MD FAMILY PRACTICE			1	100%	1
OHIO VALLEY MANOR NURSING &		1			1
ODYSSEY HEALTH CARE OF MARION COUNTY LLC		1			1
PIEDMONT QUICKCARE		1			1
MARTIN MEM FAMILY CARE AT ST LUCIE W			1	100%	1
FOUNDATION LABORATORY			1	100%	1
Kroger 968 - The Little Clinic Colerain Township		1			1
FLORIDA ADVANCED MEDICAL AND DERM AESTHETICS LLC			1	100%	1
OMNI HEALTHCARE URGENT CARE			1	100%	1
PROVENA SAINT JOSEPH MEDICAL CENTER			1	100%	1
Robinson Terrace Rehabilitation and Nursing Center		1			1
UNITED MEMORIAL		1			1
Aspire Physical Recovery Center at Cahaba River		1			1
FRIO REGIONAL PRIMARY CARE AND URGENT CARE CLINIC			1	100%	1
BOCA GENERAL AND FAMILY MEDICINE		1			1
Village Crest Center for Health & Rehabilitation		1			1

# COVID-19: testing by laboratory

Data through May 22, 2021 verified as of May 23, 2021 at 09:25 AM

Data in this report are provisional and subject to change.

The numbers in the table below represent the number of Florida and non-Florida residents for whom test results were received by the Department of Health. A person can be tested by more than one laboratory and can have both positive and negative results. **Therefore, the sum of the numbers in each column will be larger than the total number of people tested.**

Reporting lab	Inconclusive	Negative	Positive	Percent positive	Total
CVS KS8573POCT OVERLAND PARK		1			1
Oklahoma Methodist Manor			1	100%	1
NSPIRE HEALTHCARE PLANTATION			1	100%	1
ASHLEY CLINICAL DIAGNOSTIC LABORATORY			1	100%	1
MT ST RITA HEALTH CENTRER		1			1
BEVERLY ADVANCED PRACTICE NURSING		1			1
MERCY - NORTH IOWA			1	100%	1
SOMA MEDICAL CENTER PA #2 OAKLAND			1	100%	1
URGENT CARE OF FORT LAUDERDALE INC			1	100%	1
CERMAK HEALTH SERVICES			1	100%	1
Spring Gate Rehab and Healthcare Center		1			1
WALKING URGENT CARE INC			1	100%	1
MT CARMEL NURSING HOME		1			1
PCG MOLECULAR			1	100%	1
ADVANCED RESEARCH AND DIAGNOSTIC LABORATORY UNIVERSITY OF MINNESOTA			1	100%	1
ELAN MANATEE			1	100%	1
Maplewood of Cheshire County		1			1
RIVERVIEW HOSPITAL	1				1
PALMS WEST SURGICENTER		1			1
Dulles Health and Rehab Center		1			1
ADVENTHEALTH MEDICAL GROUP PULMONOLOGY AT		1			1
FASTMED - LAKEWAY			1	100%	1
Walgreens #12153		1			1
THE EMORY CLINIC			1	100%	1
Manor Care Health Services- Wilmington			1	100%	1
LRGHEALTHCARE		1			1
COURTLAND TERRACE		1			1
CVS IL7142POCT LOCKPORT		1			1
TAYLOR COUNTY HEALTH DEPARTMENT			1	100%	1
BRETON REHABILITATION & LIVING CENTRE		1			1
FLORIDA DEPARTMENT OF HEALTH PALM BEACH COUNTY			1	100%	1
RYE BEACH PHARMACY INC		1			1
WALKIN MEDICAL URGENT CARE,NEW CITY			1	100%	1
BOLLES SCHOOL, THE			1	100%	1
Kroger 353 - The Little Clinic Harpers Point		1			1
ALLIANCE LABORATORY SERVICES			1	100%	1
CVS AZ9302POCT TUCSON		1			1
DISCOVERY AT HOME, LLC			1	100%	1
Cibolo Creek Rehabilitation Health Living Center		1			1
SC-GA2018 SIMPSONVILLE REHABILITATION		1			1
5 STAR HOME HEALTH SERVICES INC		1			1
SUMMERFIELD PAIN MANAGEMENT			1	100%	1
ST MICHAEL'S ELITE MEDICAL HOSPITAL			1	100%	1
NORTHSIDE PEDIATRICS & ADOLESCENT MEDI		1			1
BETTER U BETTER LIFE WELLNESS LLC			1	100%	1
VA North May Outpatient Clinic		1			1
Kroger 705 - The Little Clinic Richmond		1			1

# COVID-19: testing by laboratory

Data through May 22, 2021 verified as of May 23, 2021 at 09:25 AM

Data in this report are provisional and subject to change.

The numbers in the table below represent the number of Florida and non-Florida residents for whom test results were received by the Department of Health. A person can be tested by more than one laboratory and can have both positive and negative results. **Therefore, the sum of the numbers in each column will be larger than the total number of people tested.**

Reporting lab	Inconclusive	Negative	Positive	Percent positive	Total
Moab Regional Hospital			1	100%	1
BRIDGES AT LIFE CARE CENTER OF OCALA, THE			1	100%	1
Courtenay Springs Village			1	100%	1
Indianspring of Oakley		1			1
Ravenwood Speciality Care		1			1
SIERRA HEALTH CARE CENTER		1			1
SUPREME MEDICAL GROUP PLLC			1	100%	1
BOND & STEELE CLINIC PA D/B/A		1			1
ENCOMPASS HEALTH REHAB HOSP TOMS RIVER		1			1
Manassas Health & Rehab			1	100%	1
PROGENESIS INC			1	100%	1
CURA LABORATORY SERVICES			1	100%	1
HEALTH CARE SERVICES LC			1	100%	1
A.G. Rhodes		1			1
MIAMI NORTH DIALYSIS			1	100%	1
ALTAMONTE SPRINGS WALK IN MED CENTER			1	100%	1
MID FLORIDA BIOLOGICALS			1	100%	1
Aristacare at Cedar Oaks		1			1
Hempfield Manor		1			1
LAURELS OF ATHENS, THE		1			1
ARKANSAS PUBLIC HEALTH LABORATORY		1			1
WALGREENS PHOENIX		1			1
HOLYCROSS URGENT CARE AND IMAGING CENTER		1			1
CAROLINAS MEDICAL CENTER			1	100%	1
NORTHWEST COMMUNITY HOSPITAL LABORATORY			1	100%	1
STEPHENS COUNTY HOSPITAL			1	100%	1
ISLANDS ASSISTED LIVING FACILITY,THE			1	100%	1
CONCENTRA - TAMPA EAST		1			1
Community Compassion Center of Batesville			1	100%	1
MEDEXPRESS URGENT CARE-MEADVILLE			1	100%	1
RIVERVIEW HOSPITAL D/B/A UNIVERSITY		1			1
Falmouth By The Sea			1	100%	1
NEPHRON PHARMACEUTICALS CORPORATION			1	100%	1
CROZER-CHESTER MEDICAL CENTER			1	100%	1
LADY OF THE SEA HOSPITAL LAB			1	100%	1
Avon Health Center		1			1
GOOD SAMARITAN HOSPITAL LAB			1	100%	1
THE NEW JEWISH HOME		1			1
OKLAHOMA BLOOD INSTITUTE			1	100%	1
PEDIATRIC URGENT CARE CENTR OF FORT WORTH-LA GRAN			1	100%	1
BETHESDA HEALTH PHYSICIANS GROUP		1			1
ST CATHERINE HOSPITAL LABORATORY			1	100%	1
MINUTECLINIC DIAGNOSTIC OF TN PC #6437		1			1
Waddell Nursing & Rehab Center		1			1
INTERMOUNTAIN CANYONS CLINIC			1	100%	1
VARAHI PHARMACY INC			1	100%	1
SUPERKIDS PEDIATRICS			1	100%	1

# COVID-19: testing by laboratory

Data through May 22, 2021 verified as of May 23, 2021 at 09:25 AM

Data in this report are provisional and subject to change.

The numbers in the table below represent the number of Florida and non-Florida residents for whom test results were received by the Department of Health. A person can be tested by more than one laboratory and can have both positive and negative results. **Therefore, the sum of the numbers in each column will be larger than the total number of people tested.**

Reporting lab	Inconclusive	Negative	Positive	Percent positive	Total
NORTH FLORIDA CHILD DEVELOPMENT, INC			1	100%	1
LIFEWORKS WELLNESS CENTER LLC		1			1
QUICKCARE HEALTH, INC			1	100%	1
Brookdale Southside			1	100%	1
BROOKDALE FORT MYERS LAKES PARK			1	100%	1
Walgreens #5914		1			1
HARDEE COUNTY FIRE RESCUE		1			1
CHILTON MEDICAL CENTER		1			1
CARE STATION MEDICAL GROUP		1			1
Keller Landing Center		1			1
Longwood Community Living Center		1			1
Kroger 531 - The Little Clinic Waterville		1			1
Kroger 350 - The Little Clinic New Cut Road		1			1
SYCAMORE MEDICAL CENTER-KETTERING HEALTH NETWORK			1	100%	1
BAPTIST MEDICAL PLAZA AT MIAMI LAKES DIAGNOSTICS			1	100%	1
NORTHWEST TEXAS HEALTHCARE SYSTEM,INC			1	100%	1
KINGWOOD EMERGENCY CENTER			1	100%	1
ORANGE PEDIATRICS PA			1	100%	1
TITAN GENOMICS, LLC			1	100%	1
RIVERSIDE MEDICAL CENTER		1			1
Dugan Memorial Home		1			1
FLAGLER PROFESSIONAL HEALTH CARE SERVICES INC		1			1
REDSTONE REHABILITATION & NURSING CENT		1			1
CUSTOM SCRIPTS PHARMACY		1			1
ST JOHN HOSPITAL & MEDICAL CENTER MICRO			1	100%	1
C V S / PHARMACY #4396		1			1
Kroger 126 - The Little Clinic Cottonwood		1			1
BLESSINGS MEDICAL CLINIC, THE			1	100%	1
LAURELS OF MT PLEASANT,THE		1			1
AVANTARA REDFIELD		1			1
NONA MEDICAL ARTS		1			1
STAYING HEALTHY MEDICAL SERVICES			1	100%	1
SALTZER URGENT CARE			1	100%	1
STEWARD FLORIDA ALF, INC			1	100%	1
Heartland of Perrysburg		1			1
Advanced Health Care of St. George		1			1
LUTHERAN HAVEN HOME HEALTHCARE		1			1
ADVENTHEALTH IMAGING WINTERGARDEN		1			1
FINLAY MEDICAL RESEARCH CORP			1	100%	1
MIAMI VASCULAR SURGERY			1	100%	1
BROOKSHIRE, THE			1	100%	1
441 URGENT CARE CENTER - BROWNWOOD			1	100%	1
NEMOURS CHILDREN'S PRIMARY CARE, ST CLOUD			1	100%	1
NEXT LEVEL URGENT CARE			1	100%	1
MEDEX CLINIC LLC			1	100%	1
ADVENTHEALTH DURAND			1	100%	1
SUNCOAST FAMILY MEDICAL ASSOCIATES			1	100%	1

# COVID-19: testing by laboratory

Data through May 22, 2021 verified as of May 23, 2021 at 09:25 AM

Data in this report are provisional and subject to change.

The numbers in the table below represent the number of Florida and non-Florida residents for whom test results were received by the Department of Health. A person can be tested by more than one laboratory and can have both positive and negative results. **Therefore, the sum of the numbers in each column will be larger than the total number of people tested.**

Reporting lab	Inconclusive	Negative	Positive	Percent positive	Total
ST FRANCIS COLLEGE WELLNESS CENTER		1			1
OPTUM OF HIALEAH		1			1
ALTAMONTE MEDICAL ASSOCIATES PA			1	100%	1
AMD			1	100%	1
INLET CONCIERGE MEDICINE			1	100%	1
WALGREENS #12624		1			1
MGH DEPARTMENT OF PATHOLOGY			1	100%	1
SANFORD LABORATORIES WATERTOWN			1	100%	1
SGMC- SMITH NORTHVIEW CAMPUS			1	100%	1
Nemours Children's Primary			1	100%	1
Davie Nursing & Rehabilitation Center		1			1
LABTECH DIAGNOSTICS			1	100%	1
NEXTCARE POWER			1	100%	1
BLACKBERRY CENTER, THE		1			1
GENESEE COUNTY HEALTH DEPARTMENT		1			1
ATHENA PLASTIC SURGERY		1			1
VA NCHCS - Mather Division		1			1
CVS HEALTH FL403109POCT			1	100%	1
PHYSICIANS URGENT CARE			1	100%	1
RENOWN REGIONAL MEDICAL CENTER			1	100%	1
REELFOOT FAMILY WALK-IN CLINIC		1			1
CENTRAL CAROLINA HOSPITAL			1	100%	1
DORNOCH PLACE DEL PRADO		1			1
Salem Hills Rehabilitation and Nursing Center		1			1
LABORATORIO BUENA SALUD			1	100%	1
2504-HOMEWOOD		1			1
BUFFALO VAMC			1	100%	1
ST LUKE LUTHERAN HOME		1			1
Kroger 699 - The Little Clinic Smyrna		1			1
COLE DIAGNOSTICS - BOISE		1			1
SILVERMAN			1	100%	1
HEALTH CHOICES, PLLC		1			1
FIRSTCARE MEDICAL CENTER			1	100%	1
ADVENTHEALTH MEDICAL GROUP INTERNAL MEDICINE AT MILLS			1	100%	1
AUGUSTA UNIVERSITY MEDICAL CENTER			1	100%	1
EUGENE T FINAN, MD			1	100%	1
White River Health Care Center		1			1
MEDCOR INC			1	100%	1
CONSOLIDATED			1	100%	1
FASTMED-MILL AVENUE			1	100%	1
LIFEBRITE LABORATORIES, LLC			1	100%	1
RED HOOK FAMILY PRACTICE		1			1
TANGLEWOOD MANOR		1			1
NOORANI MEDICAL CENTER LLC			1	100%	1
INTERIM HHA OF ST AUGUSTINE INC		1			1
AVERA HEART HOSPITAL OF SD			1	100%	1
SUMMER PLACE NURSING & REHABILITATION		1			1



# COVID-19: testing by laboratory

Data through May 22, 2021 verified as of May 23, 2021 at 09:25 AM

Data in this report are provisional and subject to change.

The numbers in the table below represent the number of Florida and non-Florida residents for whom test results were received by the Department of Health. A person can be tested by more than one laboratory and can have both positive and negative results. **Therefore, the sum of the numbers in each column will be larger than the total number of people tested.**

Reporting lab	Inconclusive	Negative	Positive	Percent positive	Total
Senatobia Healthcare & Rehab		1			1
COLLINS NURSING HOME		1			1
Sherwood Oaks Health Center			1	100%	1
Vista Park			1	100%	1
CENTRAL TX MEDICAL CENTER - LAB			1	100%	1
PHYSICIAN ASSOCIATES, LLC			1	100%	1
WESTCOAST FAMILY PRACTICE		1			1
UPMC NORTHWEST HOSPITAL			1	100%	1
TITUSVILLE TOWERS ASSISTED LIVING		1			1
ADVOCATE GOOD SAMARITAN			1	100%	1
NC STATE LAB OF PUBLIC HEALTH			1	100%	1
MAHONEY PEDIATRICS PA			1	100%	1
UHEALTH LEJEUNE INTERNAL MEDICINE			1	100%	1
GATEWAY FAMILY HEALTH CLINIC			1	100%	1
ST JOHN'S HOME CARE			1	100%	1
Kroger 805 - The Little Clinic Lewis Center		1			1
RAMBAM URGENT CARE			1	100%	1
GEORGETOWN URGENT CARE			1	100%	1
FANNIN REGIONAL HOSPITAL			1	100%	1
Elmbrook Home		1			1
SAINT AGNES HOSPITAL			1	100%	1
TILE PHARMACY		1			1
MODERN URGENT CARE			1	100%	1
ADVANCED CARDIOVASCULAR DIAGNOSTICS OF FL			1	100%	1
SAINT ALPHONSUS REGIONAL MEDICAL CENTER			1	100%	1
Magnolia Manor of St. Simons Island		1			1
NF Escambia, LLC DBA Olive BranchHealth and Rehabilitaion Center			1	100%	1
Kroger 523 - The Little Clinic Dickson			1	100%	1
SISTERS MISSION			1	100%	1
NHC HealthCare St. Charles		1			1
NEW HORIZON PRIMARY CARE LLC			1	100%	1
STAMFORD HOSPITAL			1	100%	1
SACRED HEART MEDICAL CENTER			1	100%	1
FAIRVIEW HOSPITAL			1	100%	1
WOMAN'S HOSPITAL OF TEXAS			1	100%	1
INDIANA STATE DEPARTMENT OF HEALTH CLINIC MICROBIOLOGY		1			1
C A R E S		1			1
ROBERT TAYLOR COMMUNITY COMPLEX			1	100%	1
HEALTH CLINIC,THE		1			1
Walgreens #17445		1			1
PUBLIX PHARMACY #0332		1			1
ManorCare Yeadon		1			1
United Methodist Communities at The Shores		1			1
ELKTON TRANSITIONAL CARE CENTER		1			1
SIGNATURE CARE COLLEGE STATION			1	100%	1
PEDIATRIC ASSOC OF JACKSONVILLE PA			1	100%	1
MEDLABS OF FLORIDA LLC D/B/A MEDLABS DIAGNOSTICS		1			1

# COVID-19: testing by laboratory

Data through May 22, 2021 verified as of May 23, 2021 at 09:25 AM

Data in this report are provisional and subject to change.

The numbers in the table below represent the number of Florida and non-Florida residents for whom test results were received by the Department of Health. A person can be tested by more than one laboratory and can have both positive and negative results. **Therefore, the sum of the numbers in each column will be larger than the total number of people tested.**

Reporting lab	Inconclusive	Negative	Positive	Percent positive	Total
VICTORIA PAIN AND REHABILITATION CENTER			1	100%	1
BANNER UNIVERSITY MEDICAL CENTER			1	100%	1
ALL AMERICAN FAMILY AND GERIATRIC CARE			1	100%	1
Kroger 481 - The Little Clinic Houston Levee		1			1
SOUTHWOOD HEALTHCARE CENTER		1			1
MAYO MEDICAL LABORATORIES			1	100%	1
METRO HEALTH HOSPITAL LABORATORY		1			1
FRESENIUS KIDNEY CARE - BOCA RATON			1	100%	1
BAPTIST EMERGENCY HOSPITAL - KELLY			1	100%	1
STUDENT HEALTH CENTER			1	100%	1
Kroger 894 - The Little Clinic NEC		1			1
WESTEX URGENT CARE, PLLC			1	100%	1
IMMY LABS			1	100%	1
Miller Health Care Center			1	100%	1
PATHOLOGY ASSOCIATES			1	100%	1
Kroger 086 - The Little Clinic Broomfield-Sheridan		1			1
CARENOW DENTON			1	100%	1
Luling Living Center		1			1
GIFFORD MEMORIAL HOSPITAL		1			1
AMERICA'S ER SITE 002 LLC			1	100%	1
WALGREENS #10308		1			1
NHC Sequatchie		1			1
CAMBRIDGE HEALTH ALLIANCE			1	100%	1
PARRISH MEDICAL GROUP			1	100%	1
COVE AT THE MARBELLA,THE			1	100%	1
BEAUMONT URGENT CARE		1			1
SC-GA2018 THE RIDGE REHABILITATION & H		1			1
THE GROVE HEALTH AND REHAB			1	100%	1
WESTCHESTER MEDICAL CENTER ADVANCED		1			1
VANAJA SUREDDI MD PA			1	100%	1
PRESENCE RESURRECTION MEDICAL CENTER CHICAGO			1	100%	1
AIRPORT MEDICAL SOLUTIONS ORLANDO			1	100%	1
PARTNERS IN PRIMARY CARE		1			1
NORTHWESTERN MEDICINE DELNOR			1	100%	1
BROOKDALE FORT WALTON BEACH			1	100%	1
Vibrallife of El Paso Rehabilitation Center			1	100%	1
SOUTHWOOD NURSING & RETIREMENT CENTER		1			1
PEACE HEALTH FAMILY MEDICINE AT 87TH AVE		1			1
HCR-ManorCare			1	100%	1
BGB SUMMIT MEDICAL GROUP		1			1
PARK LANE NURSING HOME		1			1
EMERUS BHS SA WESTOVER HILLS LLC			1	100%	1
NYU LANGONE AMBULATORY CARE LAKE SUCCE		1			1
FIDALAB			1	100%	1
WAYCROSS INTRTNAL MEDICINE			1	100%	1
COUNTY OF HAMILTON			1	100%	1
CYPRESS VILLAGE REHAB CENTER		1			1

# COVID-19: testing by laboratory

Data through May 22, 2021 verified as of May 23, 2021 at 09:25 AM

Data in this report are provisional and subject to change.

The numbers in the table below represent the number of Florida and non-Florida residents for whom test results were received by the Department of Health. A person can be tested by more than one laboratory and can have both positive and negative results. **Therefore, the sum of the numbers in each column will be larger than the total number of people tested.**

Reporting lab	Inconclusive	Negative	Positive	Percent positive	Total
CAREFIRST URGENT CARE - BEECHMONT			1	100%	1
VCU HEALTH MEDICAL CENTER PATHOLOGY			1	100%	1
SOUTHVIEW MEDICAL GROUP PC			1	100%	1
CENTRAL FLORIDA HOSPITALIST			1	100%	1
GREATER MIAMI DIALYSIS			1	100%	1
CLEVELAND CLINIC OUTPATIENT LABORATORY			1	100%	1
Heartland of Pittsburgh PA, LLC		1			1
LAKELAND MEDICAL CENTER			1	100%	1
NEVADA RURAL HOUSING AUTHORITY			1	100%	1
KODIAK AREA NATIVE ASSOCIATION-KANA			1	100%	1
CENTRAL FLORIDA ADULT MEDICINE		1			1
SUNSHINE URGENT CARE			1	100%	1
ROCHELLE PARK MEDICAL CENTER PA		1			1
AYASS BIOSCIENCE			1	100%	1
LAKELAND REGIONAL HEALTH AUBURNDALE		1			1
HILLSBORO MEDICAL CENTER MAIN LABORATO		1			1
ManorCare Health Services-Monroeville		1			1
UT MD ANDERSON CANCER CENTER-TUMOR MARKER LAB			1	100%	1
UNIVERISTY HOSPITAL			1	100%	1
UNITED HOSPITAL CENTER LABORATORY			1	100%	1
DIAGNOSTIC GROUP INTEGRATED HEALTHCARE			1	100%	1
Alden Lincoln Park			1	100%	1
sunrise terrace nursing and rehab center		1			1
Terrace Glen Village		1			1
CHATEAU TERREBONNE HEALTH CARE		1			1
ALIMETRIX INC		1			1
Pelican Health Norfolk			1	100%	1
BRADENTON EAST INTEGRATIVE MEDICINE			1	100%	1
Parkview Care Center			1	100%	1
NORWOOD HEALTH CENTER		1			1
ARISTACARE AT MANCHESTER		1			1
Michigan Masonic Home		1			1
COMPLEX LABS, LLC		1			1
SUMMIT COUNTY PUBLIC HEALTH DEPARTMENT			1	100%	1
WVU MEDICINE AT SUNCREST TOWNE CENTRE			1	100%	1
Pontotoc Health and Rehab		1			1
TRADITIONAL MEDICINE CENTER			1	100%	1
ORANGETOWN PEDIATRICS ASSOCIATES		1			1
CVS IN6536POCT KOKOMO		1			1
DIRECT PRIMARY CARE OF BURLESON			1	100%	1
REEVES COUNTY HOSPITAL DISTRICT			1	100%	1
ASHLEY PEDIATRICS DAY AND NIGHT CLINIC			1	100%	1
Manorcare Health Services-Oxford Valley		1			1
Mountain View Manor			1	100%	1
URGENT CARE OF KANSAS CITY			1	100%	1
FOUR FREEDOMS DIALYSIS			1	100%	1
HCA HOUSTON HEALTHCARE			1	100%	1

# COVID-19: testing by laboratory

Data through May 22, 2021 verified as of May 23, 2021 at 09:25 AM

Data in this report are provisional and subject to change.

The numbers in the table below represent the number of Florida and non-Florida residents for whom test results were received by the Department of Health. A person can be tested by more than one laboratory and can have both positive and negative results. **Therefore, the sum of the numbers in each column will be larger than the total number of people tested.**

Reporting lab	Inconclusive	Negative	Positive	Percent positive	Total
LANTANA HC LAB			1	100%	1
LP ELIZABETHTON		1			1
BAYLOR SCOTT AND WHITE MEDICAL CENTER -CENTENTENNIAL			1	100%	1
OCCUPATIONAL HEALTH CENTER		1			1
COVENANT HEALTH		1			1
MIDWEST COVENANT HOME, INC		1			1
TCPA CLINICAL LABORATORIES			1	100%	1
MEMORIAL HOSPITAL - BELLEVILLE			1	100%	1
AFTER HOURS CARE OF AMERICUS INCORPORA			1	100%	1
STEWART MEDICAL GROUP INC			1	100%	1
PARKVIEW OUTREACH COMMUNITY CENTER			1	100%	1
KID FIXERS		1			1
Lutheran Community at Telford		1			1
HEALTHALLIANCE HOSPITAL LABORATORY		1			1
Wexner Heritage House			1	100%	1
BIOMAT USA INC			1	100%	1
Mayfair Village Nursing Care Center		1			1
SHRIVERS PHARMACY AND WELLNESS CENTER			1	100%	1
ACCESS MEDICAL GROUP OF TAMPA INC			1	100%	1
NORTHWEST FLORIDA SPECIALTY PHYSICIANS LLC		1			1
VillageCare Rehabilitation and Nursing Center		1			1
White Oak Manor - Rock Hill		1			1
SAMSON MEDICAL CLINIC			1	100%	1
BIOMAT ORLANDO		1			1
ASCARATE DIALYSIS			1	100%	1
CVS MO8564POCT INDEPENDENCE		1			1
MOUNTAINVIEW URGENT CARE VALLEY		1			1
PINNACLE DIALYSIS		1			1
LOUIS STOKES CLEVELAND VA MEDICAL CENTER			1	100%	1
Kroger 97 - The Little Clinic Hutchinson		1			1
UC TAMiami			1	100%	1
HEARTLAND KNOLLVIEW MI LLC		1			1
US PUBLIC HEALTH SERVICE HOSPITAL			1	100%	1
ManorCare Health Services/ York South		1			1
NORTHSIDE FAMILY MEDICINE AND URGENT CARE (MIDTOWN)		1			1
HEALTH DIV OAK RIDGE NATL LABORATORY		1			1
COMMUNITY URGENT CARE PC			1	100%	1
CITYDOC URGENT CARE			1	100%	1
BAPTIST HOSPITAL FAMILY MEDICINE &			1	100%	1
SOUTHWEST ORLANDO FAMILY MEDICINE, PL			1	100%	1
Wayne County Nursing Home		1			1
NEXT LEVEL URGENT CARE (WOODLANDS)			1	100%	1
CARING PROFESSIONAL HEALTH CARE LLC		1			1
SUTTER GOULD MEDICAL FOUNDATION			1	100%	1
ELLIS HOSPITAL URGENT CARE CENTER LAB		1			1
Montgomery Place		1			1
SENCARE MANAGEMENT		1			1

# COVID-19: testing by laboratory

Data through May 22, 2021 verified as of May 23, 2021 at 09:25 AM

Data in this report are provisional and subject to change.

The numbers in the table below represent the number of Florida and non-Florida residents for whom test results were received by the Department of Health. A person can be tested by more than one laboratory and can have both positive and negative results. **Therefore, the sum of the numbers in each column will be larger than the total number of people tested.**

Reporting lab	Inconclusive	Negative	Positive	Percent positive	Total
GABRIELA GOLDSTEIN MD PA			1	100%	1
NORTH RIVER FAMILY HEALTH CENTER			1	100%	1
TMH CANCER CENTER LABORATORY			1	100%	1
ADAMS COUNTY HEALTH DEPARTMENT			1	100%	1
EAST FL CORE LAB			1	100%	1
NEW ERA HEALTH CENTER INC		1			1
TIMPANOGOS REGIONAL HOSPITAL			1	100%	1
LEE HEALTH KIDS URGENT CARE		1			1
DR. K PEDIATRICS			1	100%	1
OHIO CVS STORES, LLC DBA CVS/PHARMACY		1			1
PELICAN STATE OUTPATIENT CENTER			1	100%	1
ALL PEDIATRIC CARE PA			1	100%	1
Holly Hill Healthcare Center			1	100%	1
Greenhaven Health and Rehabilitation		1			1
GARDENS AT MAPLEWOOD			1	100%	1
Glen Haven Health and Rehabilitation LLC		1			1
LCMC LAB SUBSECTION		1			1
STANDIFER PLACE		1			1
CATHEDRAL GERONTOLOGY CENTER DBA CATHEDRAL CARES			1	100%	1
VETERANS AFFAIRS MEDICAL CENTER - EAST ORANGE			1	100%	1
PORTSMOUTH REG. HOSPITAL			1	100%	1
US AF ACADEMY COLORADO			1	100%	1
HEALTH ALLIANCE			1	100%	1
PUBLIX PHARMACY # 1236			1	100%	1
OCALA RKC EAST HEMO #1			1	100%	1
ROCK RAPIDS HEALTH CENTRE		1			1
APACHE HEALTH CENTER			1	100%	1
CARY CLINIC			1	100%	1
CAREONE AT THE CUPOLA		1			1
VISITING PHYSICIAN SERVICES, LLC			1	100%	1
GOOD SAMARITAN SOCIETY - DE SMET		1			1
JOSHUA E CHESIR MD		1			1
SANFORD LABORATORY BISMARCK			1	100%	1
SANDPIPER CLUSTER		1			1
SOMA MEDICAL CENTER PA #2			1	100%	1
SANFORD I-94 CLINIC		1			1
BUENA VENTURA LAKES DIALYSIS			1	100%	1
URGENT 202 COX CREEK PKWY		1			1
BIO REFERENCE LABORATORIES INC			1	100%	1
DIMMIT REGIONAL HOSPITAL			1	100%	1
ST FRANCIS HOSPITAL LABORATORY		1			1
Kroger - KR003500568			1	100%	1
MD NOW URGENT CARE			1	100%	1
AHUJA MEDICAL CENTER			1	100%	1
CARESPOT EXPRESS HEALTHCARE BOYNTON BEACH			1	100%	1
BRISTOL CHILDRENS CLINIC			1	100%	1
Westminster Canterbury Richmond		1			1



# COVID-19: testing by laboratory

Data through May 22, 2021 verified as of May 23, 2021 at 09:25 AM

Data in this report are provisional and subject to change.

The numbers in the table below represent the number of Florida and non-Florida residents for whom test results were received by the Department of Health. A person can be tested by more than one laboratory and can have both positive and negative results. **Therefore, the sum of the numbers in each column will be larger than the total number of people tested.**

Reporting lab	Inconclusive	Negative	Positive	Percent positive	Total
BOND COUNTY HEALTH DEPARTMENT			1	100%	1
VIP FAMILY PRACTICE			1	100%	1
WALGREENS CP		1			1
Gulf Coast health and Rehabilitation, LLC		1			1
CENTRAL ALABAMA HEALTH CARE SYSTEM			1	100%	1
Shoreline Care Center			1	100%	1
Eden Meadows		1			1
SV MOBILE HEALTH			1	100%	1
Quince Nursing and Rehabilitation Center		1			1
EPIC CARE PHARMACY		1			1
VOLUSIA MEDICAL CENTER			1	100%	1
SUN DISCOUNT PHARMACY			1	100%	1
GREATER TAMPA AT HOME			1	100%	1
BAPTIST MINOR MEDICAL CENTER			1	100%	1
Kroger 907 - The Little Clinic Holland		1			1
SAN JOSE CLINIC		1			1
BARNES HEALTH CARE SERVICES			1	100%	1
Big River Nursing and Rehab		1			1
UNIVERSITY OF WASHINGTON DEPT OF LAB MEDICINE			1	100%	1
ENZO LABS INC			1	100%	1
GOOD SAMARITAN SOCIETY-FOREST CITY		1			1
CVS MO8595POCT RAYMORE		1			1
MERCYONE DES MOINES MEDICAL CENTER			1	100%	1
WATERTOWN URGENT CARE		1			1
SOUTHEASTERN PATHOLOGY ASSOCIATES			1	100%	1
Strasburg Care Center		1			1
SOUTH COUNTY MEDICAL CENTER			1	100%	1
Chateau Girardeau			1	100%	1
DAVIS, CASEY		1			1
Urgent Care 24/7 Orlando LLC			1	100%	1
Wrightsville Manor Health and Rehab		1			1
ANDREWS INSTITUTE AMBULATORY SURGERY CENTER		1			1
Parkwood Healthcare Facility		1			1
CALIFORNIA PUBLIC HEALTH LABORATORY			1	100%	1
ST. LUKES HOSPITAL			1	100%	1
AFFILIATED LABORATORIES INC			1	100%	1
MOUNT SINAI COMPREHENSIVE CANCER CENTER			1	100%	1
INTERNAL MEDICINE,SCOTTS VALLEY OFFICE, PALO ALTO MEDICAL FOUNDATION			1	100%	1
Diversicare of Smyrna		1			1
GIBSON AREA PRIMARY CARE			1	100%	1
STOPWATCH URGENT CARE			1	100%	1
ST ALPHONSUS MEDICAL GROUP - MERIDIAN HEALTH PLAZA		1			1
NEXTCARE NIFONG			1	100%	1
VA Central Western Massachusetts HCS		1			1
DUKE UNIVERSITY MEDICAL CENTER			1	100%	1
DUBLIN METHODIST HOSPITAL			1	100%	1
WESTMORELAND REGIONAL HOSPITAL			1	100%	1

# COVID-19: testing by laboratory

Data through May 22, 2021 verified as of May 23, 2021 at 09:25 AM

Data in this report are provisional and subject to change.

The numbers in the table below represent the number of Florida and non-Florida residents for whom test results were received by the Department of Health. A person can be tested by more than one laboratory and can have both positive and negative results. **Therefore, the sum of the numbers in each column will be larger than the total number of people tested.**

Reporting lab	Inconclusive	Negative	Positive	Percent positive	Total
ALWAYS BEST CARE HOME HEALTH AGENCY			1	100%	1
Roscoe Rehabilitation and Nursing Center		1			1
ORMOND MEDICAL ARTS FAMILY PRACTICE PL			1	100%	1
ARTIS SENIOR LIVING OF DAVIE, LLC		1			1
CHI ST VINCENT LITTLE ROCK DIAGNOSTIC CLINIC			1	100%	1
St. Anthony's Nursing and Rehab			1	100%	1
HEALTH PARTNERS LLC		1			1
ROCKLEDGE HEALTH & REHABILITATION CENTER			1	100%	1
1ST CALL PRIMARY CARE LLC			1	100%	1
BETTERMED URGENT CARE-SHORT PUMP		1			1
PRIMEX CLINICAL LABORATORIES INC			1	100%	1
TRUECARE24			1	100%	1
Wildwood Healthcare		1			1
WVU MEDICINE - WESTON			1	100%	1
MEMORIAL URGENT CARE CENTER -			1	100%	1
MEDICAL CLINIC OF HOUSTON			1	100%	1
UHS BINGHAMTON GENERAL			1	100%	1
SACRED HEART HEALTH SYSTEM- MIDWIFE PROGRAM			1	100%	1
ADVENTHEALTH MEDICAL GROUP FAMILY			1	100%	1
LAKE MARY OPTUM FLORIDA			1	100%	1
Kroger 395 - The Little Clinic Blanchester		1			1
KISSIMMEE HOME TRAINING		1			1
LOWER KEYS COMMUNITY HEALTH CENTER			1	100%	1
SIGNATURE HEALTHCARE OF BUCKHEAD		1			1
AUTUMN HOUSE			1	100%	1
DR BAWA AND ASSOCIATES			1	100%	1
Fulton County Medical Center Long Term Care			1	100%	1
SOUTHWEST FLORIDA DIVISION LAB			1	100%	1
MINNESOTA HERITAGE HOUSE		1			1
MED CHOICE CENTER OF NORTH MIAMI			1	100%	1
UFHEALTH			1	100%	1
BLOOD SYSTEMS LABORATORIES			1	100%	1
ICARE		1			1
SOUTHERN HILLS MEDICAL CENTER			1	100%	1
SLIDELL MEMORIAL HOSPITAL			1	100%	1
ASHLEY K SHARMA MD PA			1	100%	1
WESTMINSTER COLLEGE		1			1
WOODSTOCK HEALTH DEPARTMENT			1	100%	1
FLORIDA KEYS PED AND ADOLES CTR			1	100%	1
CVS IL6789POCT WOODRIDGE		1			1
BLOOMINGDALE MEDICAL ASSOC			1	100%	1
MIDDLE CREEK MEDICAL CENTER		1			1
ORMOND PEDIATRICS PA			1	100%	1
UUHC - REDSTONE HEALTH CENTER LABORATORY			1	100%	1
Brattleboro Crossings LLC dba Pine Heights at Brattleboro		1			1
CARENOW LAKE WORTH			1	100%	1
BEAUMONT REFERENCE LABORATORY			1	100%	1

# COVID-19: testing by laboratory

Data through May 22, 2021 verified as of May 23, 2021 at 09:25 AM

Data in this report are provisional and subject to change.

The numbers in the table below represent the number of Florida and non-Florida residents for whom test results were received by the Department of Health. A person can be tested by more than one laboratory and can have both positive and negative results. **Therefore, the sum of the numbers in each column will be larger than the total number of people tested.**

Reporting lab	Inconclusive	Negative	Positive	Percent positive	Total
CENTRAL MAINE MEDICAL CENTER			1	100%	1
STATE OF CALIFORNIA DOH SERVICES			1	100%	1
Medicalodges Neosho			1	100%	1
BROOKSVILLE REGIONAL HOSP PATIENT CARE SERVICES			1	100%	1
Kroger 541 - The Little Clinic Long Hollow Pike		1			1
OAKVIEW INC		1			1
CVS IL5822POCT MOKENA		1			1
MARTINSVILLE HEALTH AND REHAB			1	100%	1
SC-GA2018 MCCORMICK REHAB & HEALTHCARE		1			1
INTERMOUNTAIN HEALTHCARE LABORATORY SERVICES			1	100%	1
PLANTATION DIALYSIS			1	100%	1
Christian Park Village		1			1
MADISON AT OVIEDO			1	100%	1
CENTENNIAL HILLS HOSPITAL MEDICAL CENTER LABORATORY			1	100%	1
North Campus Annex			1	100%	1
Lexington Medical Center Extended Care		1			1
ST JOSEPH MEDICAL CENTER			1	100%	1
TOTAL MD			1	100%	1
CASA DE ORO CARE AND REHABILITATION CE		1			1
GUILFORD IMMEDIATE CARE, SYAH, LLC		1			1
SOUTHEAST CLINICAL LABORATORIES		1			1
METHODIST OLIVE BRANCH HOSPITAL			1	100%	1
FIRST MEDICAL RESPONSE OF TEXAS, INC			1	100%	1
AML DIAGNOSTICS- ADV TESTING IN METABOLIC MEDICINE			1	100%	1
CVS TX7286POCT HOUSTON			1	100%	1
Kroger 670 - The Little Clinic Dawson Forest Rd & Hwy 19		1			1
FIT4LIFE MEDICAL CENTER			1	100%	1
SPECIALTY DRUG TESTING			1	100%	1
HAMILTON CI MAIN UNIT ANNEX/ WORK CAMP			1	100%	1
CHRISTIANA HOSPITAL		1			1
NATICK URGENT CARE			1	100%	1
GENESIS MEDICAL CENTER OF CORAL SPRINGS INC			1	100%	1
MEDSTOP PHARMACY			1	100%	1
PATIENT FIRST - CHERRY HILL		1			1
WINTER HAVEN DIALYSIS		1			1
Southwest Louisiana Veterans Home			1	100%	1
MEDICAL CITY DENTON			1	100%	1
ADVANCE MD CARE			1	100%	1
VELOCITY URGENT CARE - REDMILL			1	100%	1
ST LUKES SURGICAL AT THE VILLAGES INC			1	100%	1
WEKIVA SPRINGS PEDIATRICS			1	100%	1
LEELANAU OPCO, LLC		1			1
BREVARD HEALTH ALLIANCE - SARNO/MELBOURNE		1			1
SACRED HEART HOSPITAL			1	100%	1
THE CHRIST HOSPITAL			1	100%	1
EAST COAST INSTITUTE FOR RESEARCH LLC			1	100%	1
PALOMAR MEDICAL CENTER			1	100%	1

# COVID-19: testing by laboratory

Data through May 22, 2021 verified as of May 23, 2021 at 09:25 AM

Data in this report are provisional and subject to change.

The numbers in the table below represent the number of Florida and non-Florida residents for whom test results were received by the Department of Health. A person can be tested by more than one laboratory and can have both positive and negative results. **Therefore, the sum of the numbers in each column will be larger than the total number of people tested.**

Reporting lab	Inconclusive	Negative	Positive	Percent positive	Total
ARBOR DIAGNOSTICS, INC		1			1
DR AZIZ CLINIC			1	100%	1
Isle Health and Rehabilitation Center			1	100%	1
HOSPICE OF MARION COUNTY INC			1	100%	1
Lodge Nursing & Rehab Center		1			1
Monument Health Custer Care Center		1			1
Fargo VA Healthcare System		1			1
PCR DIAGNOSTICS			1	100%	1
Niles Nursing and Rehab. Center		1			1
ANDERSON MEDICAL		1			1
ST LUKE'S CORNWALL HOSPITAL N			1	100%	1
CHP COVID-19 (TX)			1	100%	1
WILLOW DALE WELLNESS VILLAGE APARTMENT		1			1
EUROFINS VIRACOR			1	100%	1
MICROBIOLOGY DEPARTMENT			1	100%	1
ACCURATE HEALTH SERVICES CORP			1	100%	1
Allen Health and Rehabilitation		1			1
HILLVIEW TERRACE			1	100%	1
VALENCIA BRANCH LABORATORY	1				1
FORT HUDSON NURSING CENTER		1			1
INTERFAITH MEDICAL CENTER		1			1
BOTTINEAU GOOD SAMARITAN CENTER		1			1
Walgreens #19992		1			1
Birchwood Care Center		1			1
MONONGAHELA VALLEY HOSPITAL			1	100%	1
FORT LOUDOUN PRIMARY CARE		1			1
HEBER VALLEY MEDICAL CENTER			1	100%	1
Kroger 767 - The Little Clinic Beaumont		1			1
IVY CREEK HEALTHCARE & WELLNESS CENTRE			1	100%	1
BOCA CIEGA CENTER			1	100%	1
GARDEN VIEW CARE CENTER		1			1
MEMORIAL PHYSICIANS LABORATORY			1	100%	1
STORMONT VAIL HOSPITAL			1	100%	1
TITUSVILLE REHABILITATION AND NURSING CENTER		1			1
EXPRESS WALK IN MEDICAL CENTER			1	100%	1
MED FIRST IMMEDIATE CARE AND FAMILY PRACTICE			1	100%	1
HONU	1				1
Chatsworth Health Care		1			1
CAREAGE PLASTIC SURGERY			1	100%	1
MORGAN STANELY HEALTH CENTER		1			1
SOUTHERN NEVADA HEALH DISTRICT LABORATORY SYSTEM			1	100%	1
Walgreens #9620		1			1
GENVIEW DIAGNOSIS INC			1	100%	1
Imperial Healthcare Centre			1	100%	1
SALUDA NURSING CENTER		1			1
SHAH			1	100%	1
SPRINGBROOK HOSPITAL			1	100%	1

# COVID-19: testing by laboratory

Data through May 22, 2021 verified as of May 23, 2021 at 09:25 AM

Data in this report are provisional and subject to change.

The numbers in the table below represent the number of Florida and non-Florida residents for whom test results were received by the Department of Health. A person can be tested by more than one laboratory and can have both positive and negative results. **Therefore, the sum of the numbers in each column will be larger than the total number of people tested.**

Reporting lab	Inconclusive	Negative	Positive	Percent positive	Total
PRISMA HEALTH TUOMEY LABORATORY			1	100%	1
SCRIPPS MEDICAL LABORATORY- JEFFERSON			1	100%	1
PENSACOLA PRIMARY CARE INC		1			1
PALM AVENUE BAPTIST TOWER INC		1			1
ELMCROFT OF TIMBERLIN PARC			1	100%	1
THEDACARE FAMILY MEDICINE GATEWAY			1	100%	1
ACCESS FAMILY CARE LLC			1	100%	1
WEST PALM BEACH PHARMACEUTICALS LLC			1	100%	1
THE EMORY CLINIC AT DELTA-TOC			1	100%	1
MEDICAL CITY NORTH HILLS			1	100%	1
MAIN STREET PHARMACY OF MARCELLUS, INC		1			1
SALEM HOSPITAL REGIONAL LABORATORY		1			1
SHARP GROSSMONT HOSPITAL LABORATORY			1	100%	1
LEXINGTON URGENT CARE			1	100%	1
HEALTH AND HOPE CLINIC INC			1	100%	1
FAMILY FIRST WELLNESS		1			1
NEW MILFORD HOSPITAL			1	100%	1
SOLARIS HEALTHCARE PLANT CITY		1			1
SAINT PETE MRI			1	100%	1
ALDEN PHARMACY		1			1
CARESTAT HOSPICE SERVICES			1	100%	1
CARENOW MIDTOWN			1	100%	1
KATHY L ANDERSON DO PA			1	100%	1
PENSACOLA PATHOLOGY		1			1
CYPRESS CREEK OUTPATIENT SURGICAL CTR, LLC			1	100%	1
CHILDRENS SPECIALIST PEDIATRIC PULMMOLOGY &			1	100%	1
Brynwood Health & Rehabilitation Center			1	100%	1
Hearthstone Nursing and Rehabilitation Center		1			1
EXPRESS CARE OF OCALA			1	100%	1
Bridgeway Care and Rehabilitation Center		1			1
AMERITECH COLLEGE OF HEALTHCARE			1	100%	1
Towne Manor East		1			1
Lakeview Care Center			1	100%	1
BOCA RATON REGIONAL HOSPITAL		1			1
SOUTHWESTERN VERMONT MEDICAL CENTER			1	100%	1
BROWARD MEDICAL LAB			1	100%	1
CRESTVIEW MED CLIN LAB			1	100%	1
MCR HEALTH VENICE PEDIATRICS			1	100%	1
CONCENTRA - LEESBURG		1			1
LABWORKS LLC			1	100%	1
WELLNESS CENTER BY DR MIGNON,THE			1	100%	1
CVS SC7012POCT BALLENTINE			1	100%	1
SCHUYLER HOSPITAL		1			1
EAGLE COUNTY HEALTH AND HUMAN SERVICES			1	100%	1
CONNECTICUT CVS PAHRMACY, LLC		1			1
WALGREEN#12147		1			1
LEXINGTON HOSPITAL CORPORATION			1	100%	1



# COVID-19: testing by laboratory

Data through May 22, 2021 verified as of May 23, 2021 at 09:25 AM

Data in this report are provisional and subject to change.

The numbers in the table below represent the number of Florida and non-Florida residents for whom test results were received by the Department of Health. A person can be tested by more than one laboratory and can have both positive and negative results. **Therefore, the sum of the numbers in each column will be larger than the total number of people tested.**

Reporting lab	Inconclusive	Negative	Positive	Percent positive	Total
FLORIDA CLINICAL LABORATORY INC DBA			1	100%	1
SANFORD CLINIC 32ND AND ELLIS LABORATORY		1			1
HALIFAX HEALTH PRIMARY CARE			1	100%	1
MD TOX LABORATORY			1	100%	1
RIVERSIDE SHORE MEMORIAL HOSPITAL			1	100%	1
NORTHSIDE HOSPITAL GWINNETT		1			1
CONWAY - SHERWOOD URGENT CARE			1	100%	1
Jewish Senior Services		1			1
FLAGLER CARE CENTER			1	100%	1
PRO-GENEX LABORATORIES			1	100%	1
SEGAL INSTITUTE FOR CLINICAL RESEARCH INC			1	100%	1
WINTER PARK MEMORIAL HOSPITAL LABORATORY		1			1
FLAGLER MEDICAL ASSOCIATES PA			1	100%	1
PROVIDENCE ST PETER HOSPITAL		1			1
SARHA DOCTORS CENTER			1	100%	1
PAMC MICRO LAB			1	100%	1
SANTA MONICA CA-UCLA MC			1	100%	1
FAMILY INTERNAL MEDICINE OF CLERMONT			1	100%	1
SOUTH TEXAS HEALTH SYSTEM ER - WARE ROAD			1	100%	1
LAS PALOMAS SENIOR LIVING		1			1
APPLECARE URGENT CARE JESUP			1	100%	1
Scepter Rehab and Health care		1			1
WALGREENS_CHICAGO		1			1
LEHIGH PULMONARY ASSOCIATES			1	100%	1
PREMIER HEALTH CARE INC			1	100%	1
MCG HOSPITALS AND CLINICS			1	100%	1
SUREPOINT URGENT CARE PADRE ISLAND			1	100%	1
CARENOW URGENT CARE - ANTIOCH		1			1
FAMILY MEDICAL CENTER		1			1
NATIONS TOBIN RECREATION CENTER			1	100%	1
Eagle Point Health Care Center		1			1
CVS IL2297652CV CHICAGO		1			1
Springdale Village		1			1
Maple Lane Nursing Home		1			1
Kroger 347 - The Little Clinic Tates Creek		1			1
PREMISEHEALTH		1			1
INTERNAL MEDICINE ASSOCIATES		1			1
DODGE COUNTY HOSPITAL LABORATORY		1			1
LAKEWOOD RANCH MEDICAL GROUP LLC			1	100%	1
LAKESIDE MEDICAL CENTER		1			1
OAKWOOD HOSPITAL - SOUTHSHORE			1	100%	1
SWEDISH EDMONDS LABORATORY			1	100%	1
HIBISCUS COURT			1	100%	1
BAYMEADOWS PEDIATRIC CARE		1			1
AMERICAN MEDICAL RESPONSE - FARMER BRA		1			1
MT SINA1 HOSPICE			1	100%	1
NORTHWESTERN UNIVERSITY HEALTH SERVICE			1	100%	1

# COVID-19: testing by laboratory

Data through May 22, 2021 verified as of May 23, 2021 at 09:25 AM

Data in this report are provisional and subject to change.

The numbers in the table below represent the number of Florida and non-Florida residents for whom test results were received by the Department of Health. A person can be tested by more than one laboratory and can have both positive and negative results. **Therefore, the sum of the numbers in each column will be larger than the total number of people tested.**

Reporting lab	Inconclusive	Negative	Positive	Percent positive	Total
ENCOMPASS HEALTH REHABILITATION HOSPITAL OF UTAH		1			1
CAPSTONE REHABILITATION AND HEALTHCARE		1			1
REVIVE			1	100%	1
HENRY FORD HOSPITAL			1	100%	1
TRIHEALTH			1	100%	1
FREEPORT ER DOX URGENT CARE		1			1
UNIVERSITY OF SOUTH FLORIDA			1	100%	1
BORINQUEN HEALTH CENTER			1	100%	1
Ohman Family Living at Holly Assisted Living		1			1
ST. MARY MEDICAL CENTER		1			1
WOOD COUNTY HEALTH DEPARTMENT			1	100%	1
ST JOHNS PEDIATRICS PA		1			1
Lantern Park Specialty Care		1			1
OAKWOOD HOSPITAL - DEARBORN LAB			1	100%	1
Kroger 465 - The Little Clinic Oakley		1			1
ORDRS, INC.			1	100%	1
NORTH PALM CHIDRENS PHYSICIANS			1	100%	1
CVS TN6394POCT BRENTWOOD		1			1
PHI LIFE SCIENCES			1	100%	1
The Evangelical Lutheran Good Samaritan Society Prescott Village		1			1
Kroger 970 - The Little Clinic Westfield			1	100%	1
MEDICAL ASSOCIATES OF THE SHOALS		1			1
Seal Rock Healthcare		1			1
HERITAGE HEALTHCARE CENTER AT TALLAHASSEE			1	100%	1
OCEANVIEW NURSING AND REHABILITAION CENTER			1	100%	1
NORTH SHORE HEMATOLOGY-ONCOLOGY ASSOCIATES PC		1			1
HUGH CHATHAM FAMILY MEDICINE INDEPENDENCE		1			1
SAINT JOSEPH'S HOSPITAL AND MEDICAL CENTER		1			1
SEABROOK EMS			1	100%	1
SOUTHEAST MISSOURI HOSPITAL		1			1
TEMPLE TERRACE DIALYSIS			1	100%	1
BRADENTON CONVENTION CENTER□			1	100%	1
ST ROSE DOMINICAN HOSPITAL LAB-ROSE DE LIMA CAMPUS			1	100%	1
BSA PHYSICIANS GROUP, INC D/B/A BSA FAMILY MEDICAL			1	100%	1
USF PHYSICIANS GROUP			1	100%	1
Kingston Care Center of Fort Wayne		1			1
WESLEY CHAPEL INTERNAL MEDICINE AND PEDIATRICS PA			1	100%	1
Princeton Place			1	100%	1
Meadow Lakes		1			1
LiveWell		1			1
SPINE & PAIN CONSULTANT PLLC		1			1
HALIFAX HEALTH LAB			1	100%	1
BATESVILLE - SHERWOOD URGENT CARE			1	100%	1
BRUNSWICK HEALTH AND REHABILITATION CE		1			1
ASSOCIATES MD MEDICAL GROUP INC			1	100%	1
JP MORGAN CHASE HEALTH SERVICES			1	100%	1
RIVERSIDE PEDIATRIC GROUP, INC		1			1

# COVID-19: testing by laboratory

Data through May 22, 2021 verified as of May 23, 2021 at 09:25 AM

Data in this report are provisional and subject to change.

The numbers in the table below represent the number of Florida and non-Florida residents for whom test results were received by the Department of Health. A person can be tested by more than one laboratory and can have both positive and negative results. **Therefore, the sum of the numbers in each column will be larger than the total number of people tested.**

Reporting lab	Inconclusive	Negative	Positive	Percent positive	Total
Kroger 006 - The Little Clinic Uintah Gardens		1			1
EMERSON HOSPITAL LABORATORY			1	100%	1
WINDROSE HEALTH NETWORK			1	100%	1
GALESBURG COTTAGE HOSPITAL LABORATORY			1	100%	1
Heritage Health of Peru			1	100%	1
Walgreens #12695			1	100%	1
SMITH			1	100%	1
WYOMING COUNTY DEPARTMENT OF HEALTH		1			1
SPEARE MEMORIAL HOSPITAL			1	100%	1
FAMILY MEDICAL CLINIC KENDALL LLC			1	100%	1
SONORAN DESERT PATHOLOGY			1	100%	1
DOMINION DIAGNOSTICS			1	100%	1
Total	109,049	20,777,712	2,992,416	13%	23,879,177