

COVID-19: summary of cases and monitoring

Data through May 21, 2021 verified as of May 22, 2021 at 09:25 AM

Data in this report are provisional and subject to change.

Cases: people with positive PCR or antigen test result		Cases: people with positive PCR or antigen test result	
Total cases		Risk factors for Florida residents	
Florida residents	2,265,139	Traveled	18,239
Non-Florida residents	43,127	Contact with a known case	910,101
Type of testing		Traveled and contact with a known case	24,645
Florida residents	2,265,139	Neither	1,312,154
Positive by BPHL/CDC	82,816	No travel and no contact	276,278
Positive by commercial/hospital lab	2,182,323	Travel is unknown	732,809
PCR positive	1,803,015	Contact is unknown	504,564
Antigen positive	462,124	Contact is pending	461,478
Non-Florida residents	43,127	Travel can be unknown and contact can be unknown or pending for the same case, these numbers will sum to more than the "neither" total.	
Positive by BPHL/CDC	1,031		
Positive by commercial/hospital lab	42,096		
PCR positive	29,365		
Antigen positive	13,762		
Characteristics			
Florida residents hospitalized	94,080		
Florida resident deaths	36,463		
Non-Florida resident deaths	731		
Hospitalized counts include anyone who was hospitalized at some point during their illness. It does not reflect the number of people currently hospitalized.			
More information on deaths identified through death certificate data is available on the National Center for Health Statistics website at www.cdc.gov/nchs/nvss/vsrr/COVID19/index.htm .			

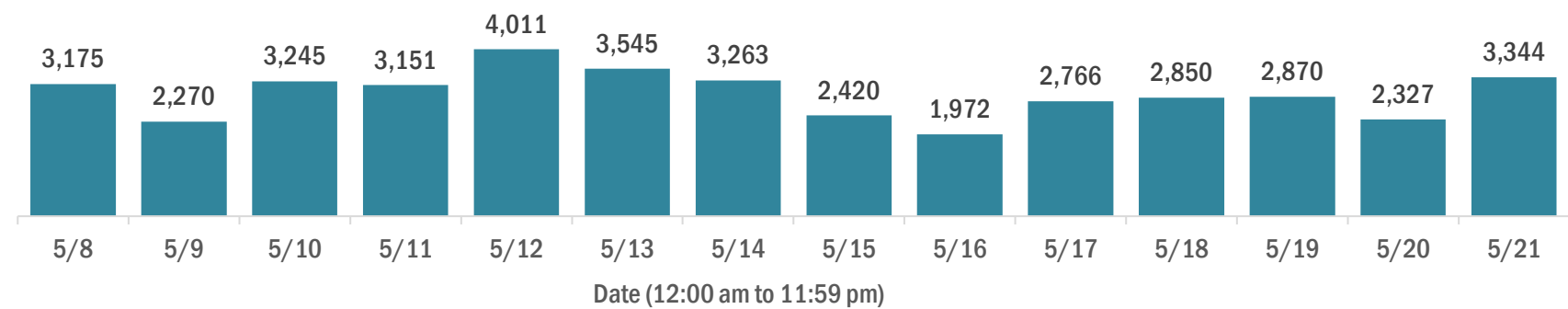
COVID-19: summary of laboratory testing

Data through May 21, 2021 verified as of May 22, 2021 at 09:25 AM

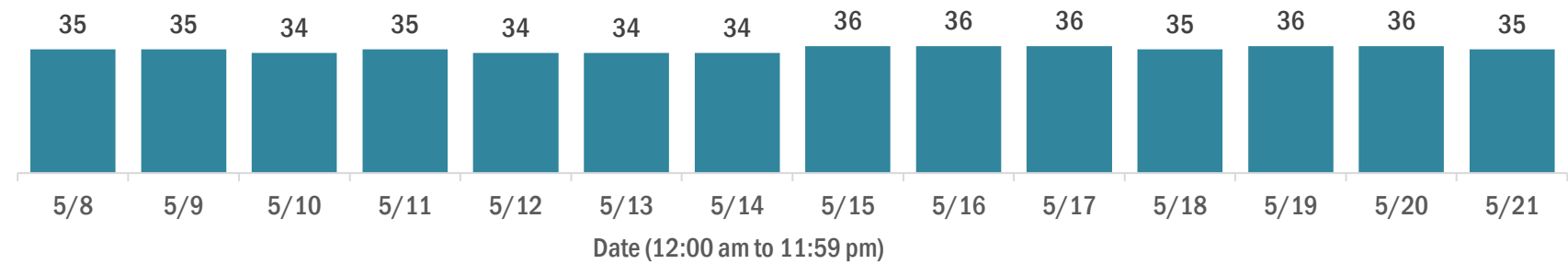
Data in this report are provisional and subject to change.

Cases in Florida residents per day for the past 2 weeks

Number of cases per day



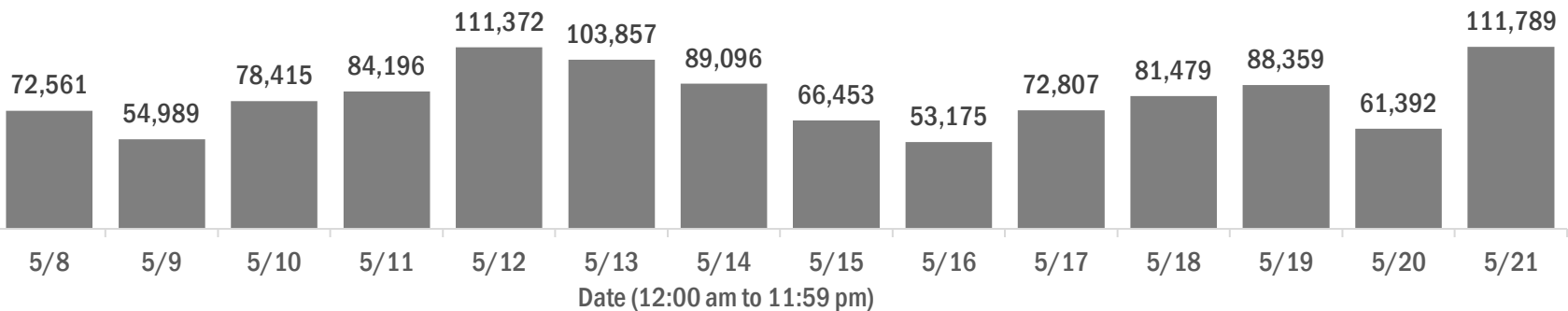
Median age of cases by day



Laboratory testing for Florida residents over the past 2 weeks

Number of Florida residents tested per day

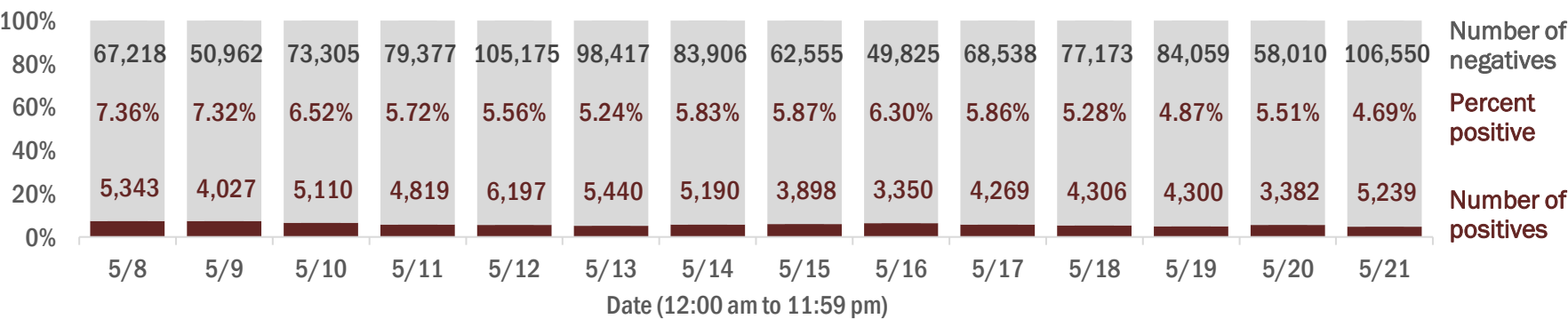
These counts include the number of people for whom the Department received PCR or antigen laboratory results by day. People tested on multiple days will be included for each day a new result was received. A person is only counted once for each day they are tested, regardless of whether multiple specimens are tested or multiple results are received.



Number and percent of Florida residents with positive test results

The percent of positive results ranged from 4.69% to 7.36% over the past 2 weeks and was 4.69% yesterday.

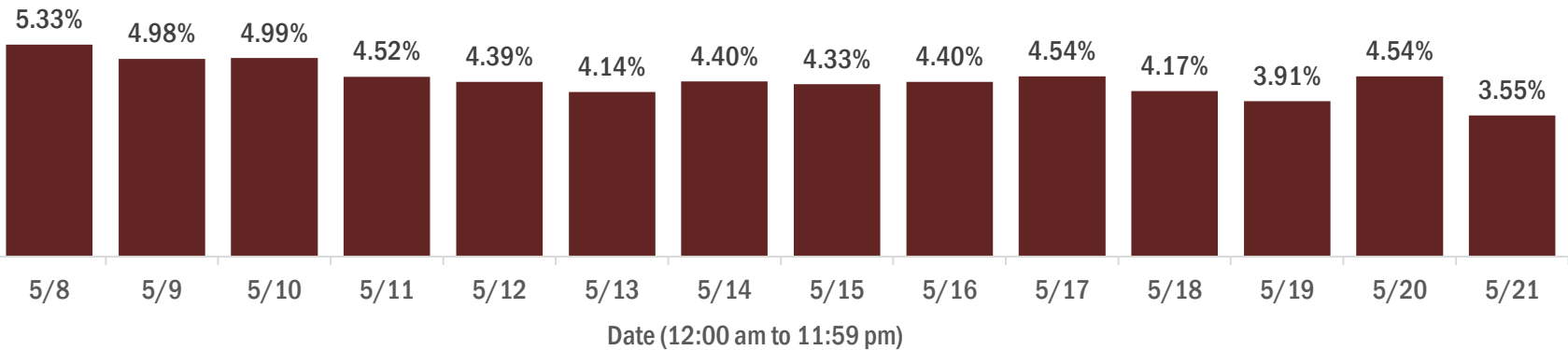
These counts include the number of people for whom the Department received PCR or antigen laboratory results by day. People tested on multiple days will be included for each day a new result was received. A person is only counted once for each day they are tested, regardless of whether multiple specimens are tested or multiple results are received. If a person has a positive specimen and a negative specimen in the same day, only the positive result is counted.



Percent positivity for new cases in Florida residents

The percent of positive results ranged from 3.55% to 5.33% over the past 2 weeks and was 3.55% yesterday.

This percent is the number of people who test PCR- or antigen-positive for the first time divided by all the people tested that day, excluding people who have previously tested positive.



COVID-19: characteristics of 2,265,139 Florida resident cases

Data through May 21, 2021 verified as of May 22, 2021 at 09:25 AM

Data in this report are provisional and subject to change.

Age group	Cases		Hospitalizations		Deaths	
0-4 years	48,928	2%	650	1%	2	0%
5-14 years	153,088	7%	650	1%	5	0%
15-24 years	354,484	16%	2,410	3%	53	0%
25-34 years	398,471	18%	4,742	5%	218	1%
35-44 years	354,294	16%	7,052	7%	597	2%
45-54 years	343,280	15%	10,888	12%	1,484	4%
55-64 years	292,870	13%	16,292	17%	4,097	11%
65-74 years	176,518	8%	19,454	21%	7,804	21%
75-84 years	96,628	4%	19,220	20%	11,008	30%
85+ years	44,860	2%	12,712	14%	11,195	31%
Unknown	1,718	0%	10	0%	0	0%
Total	2,265,139		94,080		36,463	

Gender	Cases	
Female	1,184,794	52%
Male	1,059,885	47%
Unknown	20,460	1%
Total	2,265,139	

Ethnicity	Cases		Hospitalizations		Deaths	
Hispanic	739,678	33%	23,916	25%	8,580	24%
Non-Hispanic	1,117,172	49%	65,995	70%	25,638	70%
Unknown	408,289	18%	4,169	4%	2,245	6%
Total	2,265,139		94,080		36,463	

Race and ethnicity	Cases		Hospitalizations		Deaths	
White	1,296,335	57%	61,809	66%	26,667	73%
Hispanic	492,195	22%	17,087	18%	6,848	19%
Non-Hispanic	713,048	31%	42,976	46%	18,679	51%
Unknown	91,092	4%	1,746	2%	1,140	3%
Black	302,141	13%	19,570	21%	5,894	16%
Hispanic	18,083	1%	849	1%	242	1%
Non-Hispanic	261,637	12%	18,345	19%	5,475	15%
Unknown	22,421	1%	376	0%	177	0%
Other race	356,002	16%	10,357	11%	2,906	8%
Hispanic	179,202	8%	5,473	6%	1,302	4%
Non-Hispanic	123,122	5%	4,409	5%	1,378	4%
Unknown	53,678	2%	475	1%	226	1%
Unknown race	310,661	14%	2,344	2%	996	3%
Hispanic	50,198	2%	507	1%	188	1%
Non-Hispanic	19,365	1%	265	0%	106	0%
Unknown	241,098	11%	1,572	2%	702	2%
Total	2,265,139		94,080		36,463	

Hospitalization counts include anyone who was hospitalized at some point during their illness. It does not reflect the number of people currently hospitalized. **Other race** includes any person with a race of American Indian/Alaskan native, Asian, native Hawaiian/Pacific Islander, or other.

COVID-19: deaths in Florida residents and staff of long-term care facilities

Data through May 21, 2021 verified as of May 22, 2021 at 09:25 AM

Data in this report are provisional and subject to change.

For current cases in residents or staff of long-term care facilities, please visit: <https://floridahealthcovid19.gov/>

CountyDeaths				CountyDeaths				CountyDeaths			
Palm Beach	1085		9%	Okaloosa	167		1%	Madison	20		0%
Dade	1023		9%	Hernando	162		1%	Calhoun	18		0%
Pinellas	911		8%	Osceola	143		1%	Flagler	17		0%
Broward	716		6%	Charlotte	138		1%	Gulf	17		0%
Hillsborough	596		5%	Indian River	126		1%	Wakulla	16		0%
Duval	458		4%	Clay	123		1%	Bradford	14		0%
Polk	438		4%	Leon	101		1%	Washington	13		0%
Brevard	417		4%	Highlands	98		1%	Baker	12		0%
Orange	409		4%	Bay	94		1%	Holmes	12		0%
Sarasota	403		4%	Jackson	89		1%	Jefferson	12		0%
Lee	351		3%	St. Johns	88		1%	Gadsden	10		0%
Marion	340		3%	Alachua	82		1%	Lafayette	10		0%
Volusia	304		3%	Santa Rosa	82		1%	Franklin	9		0%
Escambia	287		3%	Suwannee	60		1%	Levy	7		0%
St. Lucie	248		2%	Columbia	52		0%	Desoto	6		0%
Seminole	237		2%	Putnam	45		0%	Dixie	5		0%
Lake	228		2%	Sumter	44		0%	Monroe	5		0%
Pasco	228		2%	Nassau	34		0%	Taylor	3		0%
Collier	197		2%	Walton	30		0%	Hardee	2		0%
Manatee	195		2%	Hendry	29		0%	Hamilton	1		0%
Citrus	177		2%	Okeechobee	24		0%	Liberty	1		0%
Martin	173		2%	Gilchrist	21		0%	Total	11,463		

Note: cases are summarized by the county of usual residence. Residents and staff may be cases associated with facilities that are not in their county of usual residence, resulting in cases being included below for counties that do not have facilities with known cases.

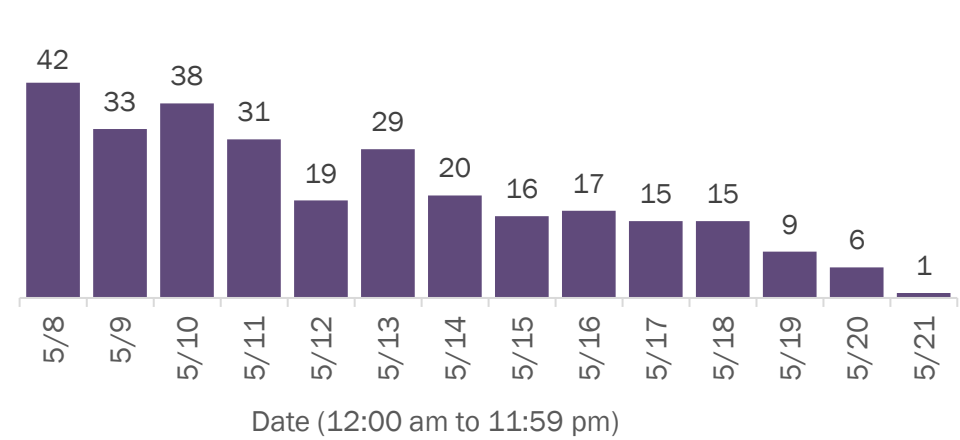
COVID-19: cases in Florida residents who have died

Data through May 21, 2021 verified as of May 22, 2021 at 09:25 AM

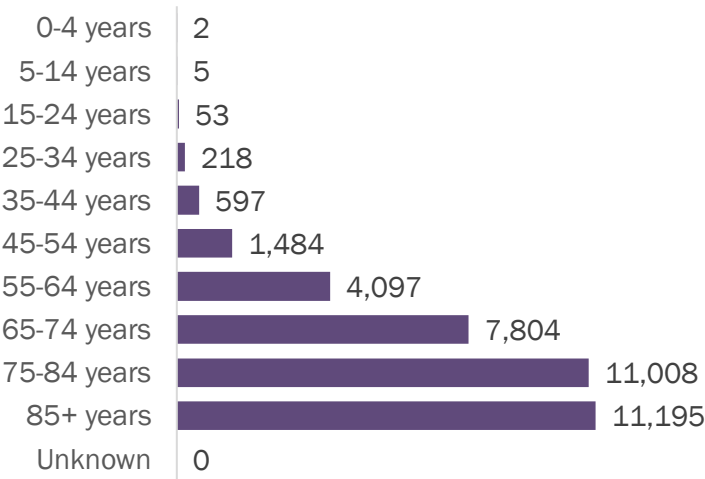
Data in this report are provisional and subject to change.

Demographics for all identified COVID-19 deaths: 36,463

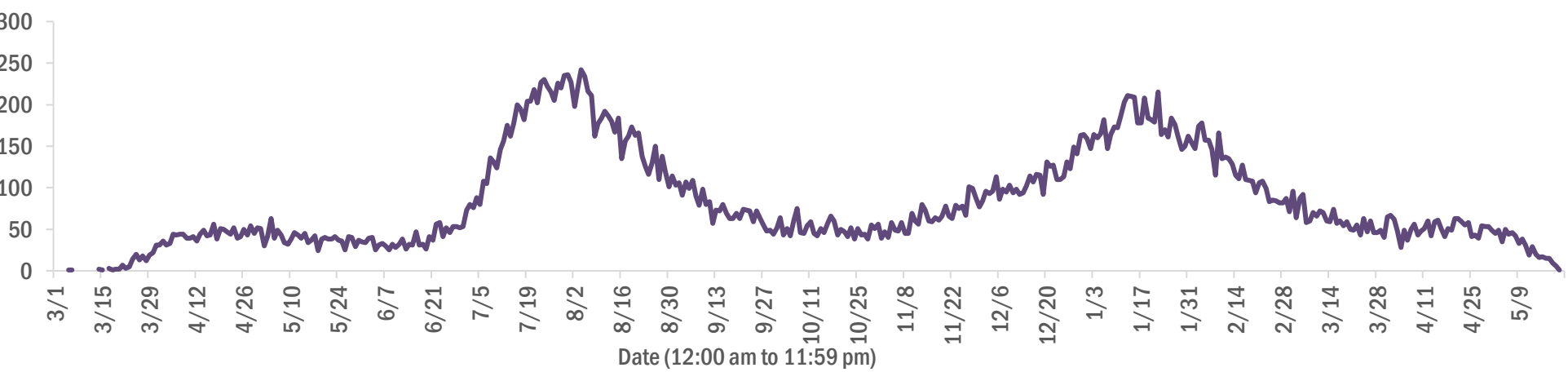
Deaths by date of death for the past 2 weeks



Deaths by age group



Deaths by date of death since March 2020



Age group	Deaths	Cases	Case fatality rate	Mortality rate per 100,000 population
0-4 years	2	48,928	0.0%	0.2
5-14 years	5	153,088	0.0%	0.2
15-24 years	53	354,484	0.0%	2.1
25-34 years	218	398,471	0.1%	7.7
35-44 years	597	354,294	0.2%	22.9
45-54 years	1,484	343,280	0.4%	53.3
55-64 years	4,097	292,870	1.4%	141.7
65-74 years	7,804	176,518	4.4%	321.6
75-84 years	11,008	96,628	11.4%	783.9
85+ years	11,195	44,860	25.0%	1938.4
Unknown	0	1,718	0.0%	
Total	36,463	2,265,139	1.6%	168.8

Gender	Deaths	Cases	Case fatality rate	Mortality rate per 100,000 population
Female	16,028	1,184,794	1.4%	145.2
Male	20,435	1,059,885	1.9%	193.5
Unknown	0	20,460	0.0%	
Total	36,463	2,265,139	1.6%	168.8

Race	Deaths	Cases	Case fatality rate	Mortality rate per 100,000 population
White	26,667	1,296,335	2.1%	159.7
Other	2,906	356,002	0.8%	233.5
Black	5,894	302,141	2.0%	161.1
Unknown	996	310,661	0.3%	
Total	36,463	2,265,139	1.6%	168.8

Ethnicity	Deaths	Cases	Case fatality rate	Mortality rate per 100,000 population
Hispanic	8,580	739,678	1.2%	151.1
Non-Hispanic	25,638	1,117,172	2.3%	161.0
Unknown	2,245	408,289	0.5%	
Total	36,463	2,265,139	1.6%	168.8

COVID-19: characteristics of 2,265,139 cases

Data through May 21, 2021 verified as of May 22, 2021 at 09:25 AM

Data in this report are provisional and subject to change.

Tables below include cases in Florida residents and non-Florida residents.

All 67 Florida counties have cases:

County	FL resident cases		Non-FL resident cases	Total cases	FL resident deaths	FL death rate
Dade	491,371	<div></div> 22%	6,723	498,094	6,369	1.3%
Broward	240,440	<div></div> 11%	2,956	243,396	3,050	1.3%
Palm Beach	144,943	<div></div> 6%	2,666	147,609	2,845	2.0%
Orange	139,341	<div></div> 6%	2,277	141,618	1,292	0.9%
Hillsborough	140,393	<div></div> 6%	1,206	141,599	1,802	1.3%
Duval	98,333	<div></div> 4%	1,628	99,961	1,471	1.5%
Pinellas	78,987	<div></div> 3%	1,999	80,986	1,656	2.1%
Lee	70,643	<div></div> 3%	2,330	72,973	995	1.4%
Polk	69,923	<div></div> 3%	496	70,419	1,362	1.9%
Osceola	44,920	<div></div> 2%	813	45,733	520	1.2%
Volusia	43,664	<div></div> 2%	776	44,440	832	1.9%
Brevard	41,899	<div></div> 2%	741	42,640	889	2.1%
Pasco	42,095	<div></div> 2%	357	42,452	778	1.8%
Manatee	38,684	<div></div> 2%	886	39,570	684	1.8%
Collier	35,353	<div></div> 2%	1,408	36,761	542	1.5%
Escambia	32,786	<div></div> 1%	3,693	36,479	697	2.1%
Seminole	34,735	<div></div> 2%	265	35,000	509	1.5%
Sarasota	31,838	<div></div> 1%	1,590	33,428	834	2.6%
Leon	31,665	<div></div> 1%	940	32,605	327	1.0%
Marion	31,553	<div></div> 1%	170	31,723	987	3.1%
Lake	30,125	<div></div> 1%	551	30,676	646	2.1%
St. Lucie	26,957	<div></div> 1%	201	27,158	648	2.4%
Alachua	24,948	<div></div> 1%	316	25,264	281	1.1%
St. Johns	22,794	<div></div> 1%	312	23,106	219	1.0%
Okaloosa	20,554	<div></div> 1%	235	20,789	366	1.8%
Bay	19,657	<div></div> 1%	824	20,481	393	2.0%
Clay	19,053	<div></div> 1%	53	19,106	345	1.8%
Santa Rosa	18,181	<div></div> 1%	261	18,442	291	1.6%
Hernando	14,292	<div></div> 1%	110	14,402	476	3.3%
Charlotte	13,048	<div></div> 1%	217	13,265	428	3.3%
Indian River	12,640	<div></div> 1%	110	12,750	305	2.4%
Martin	12,355	<div></div> 1%	242	12,597	328	2.7%
Citrus	11,195	<div></div> 0%	99	11,294	460	4.1%
Sumter	9,329	<div></div> 0%	110	9,439	279	3.0%
Highlands	8,627	<div></div> 0%	97	8,724	363	4.2%

County	FL resident cases		Non-FL resident cases	Total cases	FL resident deaths	FL death rate
Nassau	8,095	<div></div> 0%	451	8,546	126	1.6%
Columbia	8,177	<div></div> 0%	45	8,222	169	2.1%
Walton	6,993	<div></div> 0%	884	7,877	88	1.3%
Flagler	7,341	<div></div> 0%	101	7,442	110	1.5%
Monroe	6,658	<div></div> 0%	409	7,067	50	0.8%
Putnam	6,619	<div></div> 0%	24	6,643	154	2.3%
Jackson	6,199	<div></div> 0%	72	6,271	158	2.5%
Gadsden	5,733	<div></div> 0%	17	5,750	99	1.7%
Suwannee	5,345	<div></div> 0%	29	5,374	138	2.6%
Hendry	4,808	<div></div> 0%	17	4,825	85	1.8%
Desoto	4,372	<div></div> 0%	28	4,400	95	2.2%
Okeechobee	4,077	<div></div> 0%	54	4,131	89	2.2%
Baker	3,510	<div></div> 0%	19	3,529	61	1.7%
Levy	3,518	<div></div> 0%	9	3,527	54	1.5%
Wakulla	3,495	<div></div> 0%	14	3,509	56	1.6%
Hardee	3,225	<div></div> 0%	15	3,240	45	1.4%
Unknown	56	<div></div> 0%	3,053	3,109	0	0.0%
Bradford	3,027	<div></div> 0%	13	3,040	57	1.9%
Taylor	2,744	<div></div> 0%	5	2,749	48	1.7%
Washington	2,725	<div></div> 0%	21	2,746	52	1.9%
Holmes	2,242	<div></div> 0%	33	2,275	49	2.2%
Madison	2,053	<div></div> 0%	28	2,081	45	2.2%
Gulf	1,952	<div></div> 0%	24	1,976	45	2.3%
Union	1,836	<div></div> 0%	1	1,837	74	4.0%
Calhoun	1,699	<div></div> 0%	3	1,702	45	2.6%
Hamilton	1,619	<div></div> 0%	20	1,639	25	1.5%
Gilchrist	1,623	<div></div> 0%	5	1,628	44	2.7%
Lafayette	1,623	<div></div> 0%	0	1,623	26	1.6%
Dixie	1,616	<div></div> 0%	4	1,620	24	1.5%
Jefferson	1,483	<div></div> 0%	26	1,509	28	1.9%
Franklin	1,308	<div></div> 0%	40	1,348	20	1.5%
Liberty	1,081	<div></div> 0%	1	1,082	16	1.5%
Glades	966	<div></div> 0%	4	970	19	2.0%
Total	2,265,139		43,127	2,308,266	36,463	1.6%

COVID-19: characteristics of 2,265,139 Florida resident cases

Data through May 21, 2021 verified as of May 22, 2021 at 09:25 AM

Data in this report are provisional and subject to change.

The table below includes the cities and counties of residence for cases in Florida residents based on the patient's ZIP Code.

Note that city is not always received as part of the initial notification and may be missing while the case is being investigated.

City and county	Cases
Miami, Dade	285,135
Orlando, Orange	103,606
Jacksonville, Duval	92,479
Tampa, Hillsborough	81,486
Hialeah, Dade	68,673
Fort Lauderdale, Broward	50,804
Hollywood, Broward	45,524
West Palm Beach, Palm Beach	35,468
Kissimmee, Osceola	34,502
Tallahassee, Leon	30,589
Homestead, Dade	30,265
Naples, Collier	29,841
Saint Petersburg, Pinellas	28,703
Pensacola, Escambia	27,347
Fort Myers, Lee	27,014
Bradenton, Manatee	25,179
Boca Raton, Palm Beach	24,627
Lakeland, Polk	24,177
Ocala, Marion	23,162
Pompano Beach, Broward	22,589
Gainesville, Alachua	19,784
Sarasota, Sarasota	19,603
Cape Coral, Lee	18,470
Port Saint Lucie, St. Lucie	17,995
Lake Worth, Palm Beach	17,453
Miami Beach, Dade	16,295
Miramar, Broward	15,691
Clearwater, Pinellas	15,586
Coral Springs, Broward	14,376
Boynton Beach, Palm Beach	14,096
Doral, Dade	13,952
Miami Gardens, Dade	13,301
Panama City, Bay	12,465
Saint Augustine, St. Johns	12,193
Melbourne, Brevard	11,861
Lehigh Acres, Lee	11,728
Winter Haven, Polk	11,691
Riverview, Hillsborough	10,920
Davie, Broward	10,768
Delray Beach, Palm Beach	10,766
Palm Bay, Brevard	9,979
Vero Beach, Indian River	9,752
New Port Richey, Pasco	9,689
Sunrise, Broward	9,440
Saint Cloud, Osceola	9,028
Milton, Santa Rosa	8,806
Fort Pierce, St. Lucie	8,782
Spring Hill, Hernando	8,613
Largo, Pinellas	8,609
Daytona Beach, Volusia	8,608
Apopka, Orange	8,586
Coral Gables, Dade	8,556
Plantation, Broward	8,461
North Miami Beach, Dade	8,370
Davenport, Polk	8,304
Clermont, Lake	8,232
Brandon, Hillsborough	8,190
Deltona, Volusia	7,861
Sanford, Seminole	7,832

COVID-19: characteristics of 2,265,139 Florida resident cases

Data through May 21, 2021 verified as of May 22, 2021 at 09:25 AM

Data in this report are provisional and subject to change.

The table below includes the cities and counties of residence for cases in Florida residents based on the patient's ZIP Code.

Note that city is not always received as part of the initial notification and may be missing while the case is being investigated.

City and county	Cases
Orange Park, Clay	7,729
Plant City, Hillsborough	7,644
Jupiter, Palm Beach	7,518
Weston, Broward	7,455
Lake City, Columbia	7,421
Deerfield Beach, Broward	7,011
Winter Garden, Orange	6,741
Tamarac, Broward	6,474
Port Charlotte, Charlotte	6,406
Wesley Chapel, Pasco	6,226
Palm Coast, Flagler	6,179
Coconut Creek, Broward	6,109
Margate, Broward	5,972
Stuart, Martin	5,886
Land O Lakes, Pasco	5,873
Deland, Volusia	5,841
Palm Beach Gardens, Palm Beach	5,774
Fort Walton Beach, Okaloosa	5,680
Wellington, Palm Beach	5,628
Oviedo, Seminole	5,583
Palm Harbor, Pinellas	5,579
Palmetto, Manatee	5,558
Winter Park, Orange	5,557
Crestview, Okaloosa	5,458
Altamonte Springs, Seminole	5,254
Lutz, Hillsborough	5,241
Port Orange, Volusia	5,042
Valrico, Hillsborough	5,022
Opa Locka, Dade	4,980
Haines City, Polk	4,925
North Port, Sarasota	4,905
Brooksville, Hernando	4,864
Middleburg, Clay	4,796
Miami Lakes, Dade	4,791
Venice, Sarasota	4,786
Pembroke Pines, Broward	4,785
Hallandale, Broward	4,755
Punta Gorda, Charlotte	4,678
Sebring, Highlands	4,636
Leesburg, Lake	4,573
Ocoee, Orange	4,514
Zephyrhills, Pasco	4,392
Saint Johns, St. Johns	4,320
Ormond Beach, Volusia	4,303
Seminole, Pinellas	4,299
The Villages, Sumter	4,282
Arcadia, Desoto	4,257
Bonita Springs, Lee	4,241
Pinellas Park, Pinellas	4,148
Live Oak, Suwannee	4,131
Okeechobee, Okeechobee	4,063
North Lauderdale, Broward	4,038
Longwood, Seminole	4,030
North Miami, Dade	3,994
Ruskin, Hillsborough	3,994
Immokalee, Collier	3,933
Cocoa, Brevard	3,918
Windermere, Orange	3,895
Navarre, Santa Rosa	3,794

COVID-19: characteristics of 2,265,139 Florida resident cases

Data through May 21, 2021 verified as of May 22, 2021 at 09:25 AM

Data in this report are provisional and subject to change.

The table below includes the cities and counties of residence for cases in Florida residents based on the patient's ZIP Code.

Note that city is not always received as part of the initial notification and may be missing while the case is being investigated.

City and county	Cases
Casselberry, Seminole	3,704
Port Richey, Pasco	3,526
Hudson, Pasco	3,507
Titusville, Brevard	3,478
Niceville, Okaloosa	3,406
Gulf Breeze, Santa Rosa	3,384
Lake Worth Beach, Palm Beach	3,375
North Fort Myers, Lee	3,317
Dade City, Pasco	3,306
Key West, Monroe	3,292
Cantonment, Escambia	3,285
Winter Springs, Seminole	3,284
Panama City Beach, Bay	3,264
Oakland Park, Broward	3,206
Bartow, Polk	3,198
Jacksonville Beach, Duval	3,190
Lake Mary, Seminole	3,183
Aventura, Dade	3,173
Kissimmee, Polk	3,148
Crawfordville, Wakulla	3,139
Auburndale, Polk	3,084
New Smyrna Beach, Volusia	3,082
Palatka, Putnam	3,049
Quincy, Gadsden	3,045
Lake Wales, Polk	3,030
Merritt Island, Brevard	2,950
Green Cove Springs, Clay	2,913
Tarpon Springs, Pinellas	2,897
Fernandina Beach, Nassau	2,861
Ponte Vedra Beach, St. Johns	2,838
Parkland, Broward	2,803
Cutler Ridge, Dade	2,759
Loxahatchee, Palm Beach	2,691
Inverness, Citrus	2,689
Eustis, Lake	2,670
Wimauma, Hillsborough	2,661
Holiday, Pasco	2,607
Cooper City, Broward	2,603
Estero, Lee	2,587
Belle Glade, Palm Beach	2,581
Perry, Taylor	2,574
Lynn Haven, Bay	2,554
Royal Palm Beach, Palm Beach	2,546
Dunedin, Pinellas	2,535
Clewiston, Hendry	2,486
Fleming Island, Clay	2,475
Marianna, Jackson	2,474
Sarasota, Manatee	2,447
Key Biscayne, Dade	2,445
Santa Rosa Beach, Walton	2,444
Parrish, Manatee	2,404
Rockledge, Brevard	2,390
Riviera Beach, Palm Beach	2,338
Odessa, Hillsborough	2,334
Seffner, Hillsborough	2,313
Avon Park, Highlands	2,220
Mulberry, Polk	2,215
Palm City, Martin	2,215
Defuniak Springs, Walton	2,212

COVID-19: characteristics of 2,265,139 Florida resident cases

Data through May 21, 2021 verified as of May 22, 2021 at 09:25 AM

Data in this report are provisional and subject to change.

The table below includes the cities and counties of residence for cases in Florida residents based on the patient's ZIP Code.

Note that city is not always received as part of the initial notification and may be missing while the case is being investigated.

City and county	Cases
Mount Dora, Lake	2,197
Labelle, Hendry	2,158
Destin, Okaloosa	2,122
Groveland, Lake	2,115
Chipley, Washington	2,113
Tavares, Lake	2,086
Orange City, Volusia	2,054
Starke, Bradford	2,050
Lithia, Hillsborough	2,044
Pinecrest, Dade	1,990
Maitland, Orange	1,952
Summerfield, Marion	1,951
Yulee, Nassau	1,943
Wauchula, Hardee	1,910
Palmetto Bay, Dade	1,852
Sebastian, Indian River	1,812
Dania, Broward	1,779
Homosassa, Citrus	1,769
Lady Lake, Lake	1,767
Callahan, Nassau	1,758
Macclenny, Baker	1,725
Ponte Vedra, St. Johns	1,719
Gibsonton, Hillsborough	1,677
Edgewater, Volusia	1,668
Crystal River, Citrus	1,663
Carol City, Dade	1,662
Oldsmar, Pinellas	1,634
Dover, Hillsborough	1,629
Lake Placid, Highlands	1,621
Missing, Dade	1,612
Apollo Beach, Hillsborough	1,608
Bonifay, Holmes	1,602
Hobe Sound, Martin	1,590
Mayo, Lafayette	1,590
Debary, Volusia	1,584
Coconut Grove, Dade	1,582
Florida City, Dade	1,569
Palm Springs, Palm Beach	1,535
Pace, Santa Rosa	1,512
Sun City Center, Hillsborough	1,495
Crossings, Dade	1,492
Dunnellon, Marion	1,485
Atlantic Beach, Duval	1,455
Lake Butler, Union	1,425
Lantana, Palm Beach	1,414
Belleview, Marion	1,394
Alachua, Alachua	1,374
North Palm Beach, Palm Beach	1,369
Monticello, Jefferson	1,358
Madison, Madison	1,354
Biscayne Park, Dade	1,351
Williston, Levy	1,308
Safety Harbor, Pinellas	1,292
Ellenton, Manatee	1,289
Indiantown, Martin	1,288
South Miami, Dade	1,278
Graceville, Jackson	1,255
Jensen Beach, Martin	1,247
Lauderhill, Broward	1,240

COVID-19: characteristics of 2,265,139 Florida resident cases

Data through May 21, 2021 verified as of May 22, 2021 at 09:25 AM

Data in this report are provisional and subject to change.

The table below includes the cities and counties of residence for cases in Florida residents based on the patient's ZIP Code.

Note that city is not always received as part of the initial notification and may be missing while the case is being investigated.

City and county	Cases
Satellite Beach, Brevard	1,231
Newberry, Alachua	1,219
Lecanto, Citrus	1,216
Century, Escambia	1,185
Beverly Hills, Citrus	1,176
Englewood, Charlotte	1,163
Havana, Gadsden	1,151
Hilliard, Nassau	1,138
El Portal, Dade	1,119
Trenton, Gilchrist	1,116
Freeport, Walton	1,115
Wildwood, Sumter	1,108
Wilton Manors, Broward	1,106
Nokomis, Sarasota	1,103
Keystone Heights, Clay	1,080
Key Largo, Monroe	1,065
Blountstown, Calhoun	1,059
Bushnell, Sumter	1,054
Frostproof, Polk	1,051
Jasper, Hamilton	1,049
Lauderdale Lakes, Broward	1,035
Medley, Dade	1,025
Hernando, Citrus	1,014
Polk City, Polk	1,010
Wewahitchka, Gulf	1,007
Mary Esther, Okaloosa	994
Dunnellon, Citrus	980
Sanderson, Baker	963
Minneola, Lake	963
Fellsmere, Indian River	959
Spring Hill, Pasco	950
Shalimar, Okaloosa	933
Marco Island, Collier	924
Fisher Island, Dade	924
Port Saint Joe, Gulf	911
Everglades National Park, Dade	910
Moore Haven, Glades	900
Thonotosassa, Hillsborough	897
Trinity, Pasco	895
Sorrento, Lake	891
Chiefland, Levy	891
Cocoa Beach, Brevard	888
High Springs, Alachua	881
Pahokee, Palm Beach	877
Fruitland Park, Lake	874
Fort Meade, Polk	873
Coleman, Sumter	855
Englewood, Sarasota	845
South Bay, Palm Beach	843
Bristol, Liberty	836
Indialantic, Brevard	835
Cross City, Dixie	828
Glen Saint Mary, Baker	817
Southwest Ranches, Broward	814
Umatilla, Lake	804
Crescent City, Putnam	802
Marathon, Monroe	797
West Melbourne, Brevard	783
Interlachen, Putnam	766

COVID-19: characteristics of 2,265,139 Florida resident cases

Data through May 21, 2021 verified as of May 22, 2021 at 09:25 AM

Data in this report are provisional and subject to change.

The table below includes the cities and counties of residence for cases in Florida residents based on the patient's ZIP Code.

Note that city is not always received as part of the initial notification and may be missing while the case is being investigated.

City and county	Cases
Lake Alfred, Polk	765
Miramar Beach, Walton	764
Fort Myers Beach, Lee	752
Chattahoochee, Gadsden	739
Weeki Wachee, Hernando	737
Old Town, Dixie	728
Bowling Green, Hardee	725
Jacksonville, St. Johns	707
Olympia Heights, Dade	704
Silver Springs, Marion	703
Uleta, Dade	701
South Daytona, Volusia	696
Lawtey, Bradford	686
Fort White, Columbia	684
Neptune Beach, Duval	682
Coral, Dade	679
Belle Isle, Orange	661
Surfside, Dade	659
Mascotte, Lake	655
Palm Beach, Palm Beach	653
Gulfport, Pinellas	634
Bronson, Levy	633
Bunnell, Flagler	626
Baker, Okaloosa	625
Clearwater Beach, Pinellas	616
Rotunda West, Charlotte	594
Mims, Brevard	576
Sneads, Jackson	576
Myakka City, Manatee	571
Hawthorne, Alachua	565
Jay, Santa Rosa	559
Alva, Lee	555
Dundee, Polk	552
Oxford, Sumter	549
Cape Canaveral, Brevard	540
Carrabelle, Franklin	539
Missing, Volusia	536
Oakland, Orange	534
Zolfo Springs, Hardee	531
Tavernier, Monroe	528
Ocklawaha, Marion	526
Citra, Marion	525
Florida State University, Leon	520
Melbourne Beach, Brevard	519
Indian Harbour Beach, Brevard	517
Bal Harbour, Dade	513
Sweetwater, Dade	512
Cottondale, Jackson	511
Flagler Beach, Flagler	505
Celebration, Osceola	500
Molino, Escambia	496
Youngstown, Bay	492
Midway, Gadsden	491
Webster, Sumter	490
East Palatka, Putnam	478
Bell, Gilchrist	464
Altha, Calhoun	453
De Leon Springs, Volusia	449
Eagle Lake, Polk	448

COVID-19: characteristics of 2,265,139 Florida resident cases

Data through May 21, 2021 verified as of May 22, 2021 at 09:25 AM

Data in this report are provisional and subject to change.

The table below includes the cities and counties of residence for cases in Florida residents based on the patient's ZIP Code.

Note that city is not always received as part of the initial notification and may be missing while the case is being investigated.

City and county	Cases
Branford, Suwannee	445
Missing, Orange	440
Apalachicola, Franklin	439
West Miami, Dade	439
Archer, Alachua	433
Haverhill, Palm Beach	429
Osprey, Sarasota	421
Ave Maria, Collier	418
Floral City, Citrus	418
Chuluota, Seminole	413
Lake Park, Palm Beach	405
Tequesta, Palm Beach	404
Holly Hill, Volusia	404
Hastings, St. Johns	399
Centerville, Leon	397
Grand Island, Lake	390
Pierson, Volusia	388
Grand Ridge, Jackson	380
Raiford, Union	376
Montverde, Lake	373
Malabar, Brevard	354
Indian Rocks Beach, Pinellas	353
Gotha, Orange	352
Hallandale Beach, Broward	352
Bryceville, Nassau	348
Alafaya, Orange	347
Greenville, Madison	342
Fort McCoy, Marion	340
Satsuma, Putnam	339
Vernon, Washington	338
Lake Panasoffkee, Sumter	335
Elkton, St. Johns	335
Kenneth City, Pinellas	333
Sebastian, Brevard	323
Malone, Jackson	322
Jennings, Hamilton	322
Melrose, Putnam	321
Reddick, Marion	321
Belleair, Pinellas	315
San Antonio, Pasco	312
Laurel Hill, Okaloosa	312
Eastpoint, Franklin	312
Anthony, Marion	311
Morriston, Levy	308
Greenacres, Palm Beach	307
Geneva, Seminole	307
Valparaiso, Okaloosa	305
Winter Park, Seminole	305
Westville, Holmes	304
Lehigh, Lee	298
O Brien, Suwannee	296
Greenwood, Jackson	287
Kindred, Osceola	287
Fern Park, Seminole	284
Ponce De Leon, Holmes	278
South Pasadena, Pinellas	270
University Of Central Fl, Orange	268
Eglin Air Force Base, Okaloosa	267
Weirsdale, Marion	264

COVID-19: characteristics of 2,265,139 Florida resident cases

Data through May 21, 2021 verified as of May 22, 2021 at 09:25 AM

Data in this report are provisional and subject to change.

The table below includes the cities and counties of residence for cases in Florida residents based on the patient's ZIP Code.

Note that city is not always received as part of the initial notification and may be missing while the case is being investigated.

City and county	Cases
Poinciana, Polk	263
Inlet Beach, Walton	262
Islamorada, Monroe	260
Sanibel, Lee	260
Edgewood, Orange	252
Cutler Bay, Dade	251
Fountain, Bay	248
White Springs, Hamilton	246
Longboat Key, Manatee	246
Lee, Madison	245
Southport, Bay	243
Saint James City, Lee	238
Gretna, Gadsden	237
Madeira Beach, Pinellas	232
Howey-In-The-Hills, Lake	230
Astatula, Lake	230
Hosford, Liberty	230
Wellborn, Suwannee	227
Lakewood Ranch, Manatee	225
Holt, Okaloosa	224
Juno Beach, Palm Beach	222
Lake Helen, Volusia	222
Lauderdale By The Sea, Broward	221
Atlantis, Palm Beach	220
Babson Park, Polk	219
Mcdavid, Escambia	215
Holmes Beach, Manatee	215
Osteen, Volusia	212
Micanopy, Alachua	210
Bay Harbor Islands, Dade	209
Altoona, Lake	209
Center Hill, Sumter	201
Zellwood, Orange	200
Sopchoppy, Wakulla	199
Azalea Park, Orange	198
Alford, Jackson	194
Bokeelia, Lee	193
Mcalpin, Suwannee	193
The Villages, Lake	191
Hypoluxo, Palm Beach	186
Viera, Brevard	186
Golden Beach, Dade	184
Odessa, Pasco	184
Missing, Lee	183
The Villages, Marion	183
Pomona Park, Putnam	181
Rocky Point, Hillsborough	180
Mangonia Park, Palm Beach	179
Paisley, Lake	175
Oak Hill, Volusia	174
Summerland Key, Monroe	173
Ponce Inlet, Volusia	171
University Of Fl, Alachua	168
University Of Miami, Dade	167
Grant-Valkaria, Brevard	166
Lutz, Pasco	165
Caryville, Washington	163
Sumterville, Sumter	162
Hollister, Putnam	161

COVID-19: characteristics of 2,265,139 Florida resident cases

Data through May 21, 2021 verified as of May 22, 2021 at 09:25 AM

Data in this report are provisional and subject to change.

The table below includes the cities and counties of residence for cases in Florida residents based on the patient's ZIP Code.

Note that city is not always received as part of the initial notification and may be missing while the case is being investigated.

City and county	Cases
Bay Lake, Orange	161
Lockhart, Orange	157
Citrus Springs, Citrus	156
Christmas, Orange	153
Big Pine Key, Monroe	153
Inglis, Levy	151
Hiawassee, Orange	151
Carrollwood, Hillsborough	150
Lady Lake, Sumter	149
San Mateo, Putnam	148
Missing, Pinellas	145
West Park, Broward	143
Missing, St. Johns	141
Clair-Mel City, Hillsborough	140
University Of Central Florida, Orange	139
Baldwin, Duval	137
Lake Hamilton, Polk	137
Buena Ventura Lakes, Osceola	136
Harmony, Osceola	136
Missing, Sumter	134
Cloud Lake, Palm Beach	134
Kendall, Dade	133
Apopka, Seminole	132
Clarksville, Calhoun	132
Hampton, Bradford	131
Placida, Charlotte	129
Steinhatchee, Taylor	127
City Of Sunrise, Broward	126
Matlacha, Lee	125
Seville, Volusia	125
Belleair Beach, Pinellas	124
Temple Terrace, Hillsborough	121
Sunny Isles Beach, Dade	120
Dania Beach, Broward	120
Lighthouse Point, Broward	120
Tierra Verde, Pinellas	120
Barry University, Dade	119
Astor, Lake	118
Saint Leo, Pasco	116
Callaway, Bay	116
Dinsmore, Duval	115
Panacea, Wakulla	115
Hurlburt Field, Okaloosa	114
Cedar Key, Levy	113
Bradenton Beach, Manatee	111
Florahome, Putnam	110
Canal Point, Palm Beach	108
Brooker, Bradford	108
Princeton, Dade	107
Florida Gulf Coast Univ, Lee	106
Lamont, Jefferson	106
Tyndall Air Force Base, Bay	106
Waldo, Alachua	105
Missing, Lake	104
Fruit Cove, St. Johns	103
Barefoot Bay, Brevard	102
Kathleen, Polk	101
University Of South Florida, Hillsborough	99
South Fort Myers, Lee	98

COVID-19: characteristics of 2,265,139 Florida resident cases

Data through May 21, 2021 verified as of May 22, 2021 at 09:25 AM

Data in this report are provisional and subject to change.

The table below includes the cities and counties of residence for cases in Florida residents based on the patient's ZIP Code.

Note that city is not always received as part of the initial notification and may be missing while the case is being investigated.

City and county	Cases
Bascom, Jackson	97
Lorida, Highlands	97
Ocean Ridge, Palm Beach	96
Crystal Beach, Pinellas	94
Pinetta, Madison	93
Maitland, Seminole	92
Fort Denaud, Hendry	92
F M, Lee	89
Missing, St. Lucie	89
Saint Pete Beach, Pinellas	88
Yalaha, Lake	88
Missing, Marion	86
Boca Grande, Lee	84
Welaka, Putnam	82
Patrick Air Force Base, Brevard	81
Wekiwa Springs, Seminole	80
Eatonville, Orange	80
Palma Ceia, Hillsborough	76
North Venice, Sarasota	76
Campbellton, Jackson	75
Miami Springs, Dade	73
Cudjoe Key, Monroe	73
Avon Park, Polk	73
Anna Maria, Manatee	72
Missing, Duval	72
Reunion, Osceola	71
Ochopee, Collier	71
Missing, Palm Beach	69
Air Mail Facility, Dade	69
Georgetown, Putnam	69
Missing, Pasco	69
Northdale, Hillsborough	68
Stock Island, Monroe	68
Felda, Hendry	68
Greensboro, Gadsden	67
Destin, Walton	67
Treasure Island, Pinellas	64
North Redington Beach, Pinellas	64
Micco, Brevard	62
Mexico Beach, Bay	61
University Of Tampa, Hillsborough	61
Duette, Manatee	60
Bellview, Escambia	59
Bonita Beach, Lee	59
Highland City, Polk	59
Miami, Broward	58
Lake Suzy, Desoto	58
Walnut Hill, Escambia	58
Orlando, Seminole	58
Okahumpka, Lake	58
Singer Island, Palm Beach	57
Green Acres, Palm Beach	56
Ona, Hardee	56
Miromar Lakes, Lee	55
Enterprise, Volusia	54
Missing, Santa Rosa	54
Town N Country, Hillsborough	53
Naranja, Dade	53
Heathrow, Seminole	53

COVID-19: characteristics of 2,265,139 Florida resident cases

Data through May 21, 2021 verified as of May 22, 2021 at 09:25 AM

Data in this report are provisional and subject to change.

The table below includes the cities and counties of residence for cases in Florida residents based on the patient's ZIP Code.

Note that city is not always received as part of the initial notification and may be missing while the case is being investigated.

City and county	Cases
Stetson University, Volusia	52
Orlando, Dade	52
Aloma, Orange	52
Salt Springs, Marion	51
Terra Ceia, Manatee	51
Waverly, Polk	51
Intercession City, Osceola	51
Palm Beach Shores, Palm Beach	51
Missing, Broward	49
Florida International Univ, Dade	49
Eaton Park, Polk	48
Bayonet Point, Pasco	48
Cinco Bayou, Okaloosa	47
Kenansville, Osceola	47
Florence Villa, Polk	47
Missing, Hillsborough	47
Sugarloaf Key, Monroe	46
Village Wellington, Palm Beach	45
Key Colony Beach, Monroe	45
Ebro, Washington	45
Miami Shores, Dade	45
Ridge Manor, Pasco	45
Sewalls Point, Martin	44
Missing, Seminole	44
Orlando, Osceola	44
Lacoochee, Pasco	43
Gulf Breeze, Escambia	43
Manalapan, Palm Beach	43
Bradley, Polk	43
North Bay Village, Dade	43
Bayshore Gardens, Manatee	42
Lakeshore, Polk	42
Village Of Wellington, Palm Beach	42
Poinciana, Osceola	41
Hialeah Gardens, Dade	41
Missing, Brevard	41
Cortez, Manatee	41
Florida A And M University, Leon	41
Pine Hills, Orange	40
Saint Johns, Duval	40
Bonaventure, Broward	40
Eloise, Polk	39
Pasadena, Pinellas	39
Univ Of FI Student Dorms, Alachua	39
Jupiter, Martin	39
Davenport, Osceola	39
Westlake, Palm Beach	39
Lealman, Pinellas	38
Bay Pines, Pinellas	38
Ponte Vedra, Duval	38
Highland Beach, Palm Beach	37
Tice, Lee	37
Venus, Highlands	37
Lulu, Columbia	37
Orlando, Volusia	37
Orlando, Broward	37
Homeland, Polk	36
Palm Shores, Brevard	35
Pine Castle, Orange	35

COVID-19: characteristics of 2,265,139 Florida resident cases

Data through May 21, 2021 verified as of May 22, 2021 at 09:25 AM

Data in this report are provisional and subject to change.

The table below includes the cities and counties of residence for cases in Florida residents based on the patient's ZIP Code.

Note that city is not always received as part of the initial notification and may be missing while the case is being investigated.

City and county	Cases
Orlando, Polk	35
Hallandale Beach, Broward	34
Flemington, Marion	34
Siesta Key, Sarasota	34
City Of Westlake, Palm Beach	34
Sydney, Hillsborough	33
Little Torch Key, Monroe	33
Dowling Park, Suwannee	33
Indian Lake Estates, Polk	33
Mcintosh, Marion	32
Kinard, Calhoun	32
Bagdad, Santa Rosa	32
Wekiva Springs, Seminole	32
Alturas, Polk	32
Palmdale, Glades	31
South Palm Beach, Palm Beach	31
Westchase, Hillsborough	31
Nocatee, Desoto	31
Homosassa Springs, Citrus	31
Missing, Citrus	30
Saint Marks, Wakulla	30
Missing, Manatee	30
Penney Farms, Clay	30
Chokoloskee, Collier	29
Horseshoe Beach, Dixie	29
Bonita Springs, Collier	29
Archer, Levy	29
Hawthorne, Putnam	29
Pembroke Park, Broward	29
Missing, Indian River	29
Tangerine, Orange	28
Sparr, Marion	28
Caryville, Holmes	28
New Smyrna, Volusia	28
Balm, Hillsborough	27
Orange Lake, Marion	27
Florida State, Leon	27
Long Key, Monroe	27
Redington Shores, Pinellas	26
Loughman, Polk	26
Labelle, Glades	26
Paxton, Walton	26
Earleton, Alachua	26
Fort Lauderdale, Dade	26
Orlando, Hillsborough	26
Tioga, Alachua	25
Missing, Monroe	25
Missing, Escambia	25
Pensacola Beach, Santa Rosa	25
Yankeetown, Levy	25
South Miami Heights, Dade	25
Buckingham, Lee	25
La Crosse, Alachua	24
Bostwick, Putnam	24
Goulds, Dade	24
Santa Fe, Alachua	24
Union Park, Orange	24
Wabasso, Indian River	24
Boca Raton, Broward	24

COVID-19: characteristics of 2,265,139 Florida resident cases

Data through May 21, 2021 verified as of May 22, 2021 at 09:25 AM

Data in this report are provisional and subject to change.

The table below includes the cities and counties of residence for cases in Florida residents based on the patient's ZIP Code.

Note that city is not always received as part of the initial notification and may be missing while the case is being investigated.

City and county	Cases
Champions Gate, Polk	23
Laud-By-The-Sea, Broward	23
Missing, Okaloosa	23
Ramrod Key, Monroe	22
Jensen Beach, St. Lucie	22
Mango, Hillsborough	22
Kissimmee, Orange	22
Florida Dept Of Corrections, Union	22
Fort Ogden, Desoto	22
Wausau, Washington	22
Plymouth, Orange	22
Citrus Ridge, Indian River	22
Crystal Springs, Pasco	22
Branford, Lafayette	22
Mexico Beach, Gulf	22
Florida International University, Dade	22
Sun City, Hillsborough	21
Perdido Key, Escambia	21
Everglades City, Collier	21
Bonifay, Washington	21
Golden Oak, Orange	21
Candler, Marion	21
Parker, Bay	21
Lake Como, Putnam	21
Missing, Collier	21
Lowell, Marion	20
Brooksville, Pasco	20
Trenton, Levy	20
Hollywood, Dade	20
Indian River Shores, Indian River	20
Goodland, Collier	20
Florida State Univ Admin, Leon	20
Nalcrest, Polk	20
High Springs, Gilchrist	19
Maxville, Duval	19
Webster, Hernando	19
Gulf Stream, Palm Beach	19
Babcock Ranch, Lee	19
Johns Pass Village, Pinellas	19
Lake Buena Vista, Orange	19
Orlando, Palm Beach	19
Wildlight, Nassau	19
Otter Creek, Levy	18
Forest City, Orange	18
Hialeah, Broward	18
Trilby, Pasco	18
West Panama City Beach, Bay	18
Belleair Bluffs, Pinellas	18
Hillsboro Beach, Broward	18
Nichols, Polk	18
Mount Dora, Orange	18
Babcock Ranch, Charlotte	18
Lakewood Ranch, Sarasota	18
Tallevast, Manatee	18
Shady Hills, Pasco	17
Hutchinson Island, St. Lucie	17
Missing, Bay	17
Missing, Martin	17
Braden River, Manatee	17

COVID-19: characteristics of 2,265,139 Florida resident cases

Data through May 21, 2021 verified as of May 22, 2021 at 09:25 AM

Data in this report are provisional and subject to change.

The table below includes the cities and counties of residence for cases in Florida residents based on the patient's ZIP Code.

Note that city is not always received as part of the initial notification and may be missing while the case is being investigated.

City and county	Cases
Miami Gardens, Broward	17
Lake Monroe, Seminole	17
Graceville, Holmes	17
Daytona Beach Shores, Volusia	17
Deer Island, Lake	17
Wewahitchka, Calhoun	16
Winter Garden, Lake	16
Lake City, Suwannee	16
Woodville, Leon	16
Watersound, Walton	16
Miami, Unknown	16
Eau Gallie, Brevard	16
Graham, Bradford	16
Suwannee, Dixie	16
Gulf Hammock, Levy	16
Hernando Beach, Hernando	16
White Springs, Columbia	16
Indian Creek Village, Dade	15
Dade City, Hernando	15
Village Of Palmetto Bay, Dade	15
Saint Lucie West, St. Lucie	15
Orlando, Lake	15
Orlando, Pinellas	15
Murdock, Charlotte	14
Choctaw Beach, Okaloosa	14
Wahneta, Polk	14
Durant, Hillsborough	14
Laurel Hill, Walton	14
Virginia Gardens, Dade	14
Kingsley Lake, Bradford	14
Copeland, Collier	14
Los Angeles, Dade	14
Gonzalez, Escambia	13
Steinhatchee, Dixie	13
Umatilla, Marion	13
Mount Plymouth, Lake	13
Holder, Citrus	13
Elfers, Pasco	13
Roseland, Indian River	13
Grandin, Putnam	13
Missing, Sarasota	13
Long Boat Key, Manatee	13
Orlando, Brevard	13
Saint George Island, Franklin	13
Unknown, Dade	13
Alys Beach, Bay	13
Fort Charlotte, Charlotte	13
Gibsonia, Polk	12
East Lake, Marion	12
Redington Beach, Pinellas	12
Goldenrod, Seminole	12
Captiva, Lee	12
Leisure City, Dade	12
Citrus Hills, Citrus	12
Fanning Springs, Gilchrist	12
Missing, Putnam	12
Naples, Lee	12
Missing, Nassau	12
Pensacola Beach, Escambia	12

COVID-19: characteristics of 2,265,139 Florida resident cases

Data through May 21, 2021 verified as of May 22, 2021 at 09:25 AM

Data in this report are provisional and subject to change.

The table below includes the cities and counties of residence for cases in Florida residents based on the patient's ZIP Code.

Note that city is not always received as part of the initial notification and may be missing while the case is being investigated.

City and county	Cases
Rosemary Beach, Walton	12
Cypress, Jackson	11
Greenville, Taylor	11
Day, Lafayette	11
Deerfield Beach, Palm Beach	11
Missing, Polk	11
University Park, Manatee	11
Sea Ranch Lakes, Broward	11
Telogia, Liberty	10
Missing, Taylor	10
Barberville, Volusia	10
Innovation, Pasco	10
Saint Augustine Beach, St. Johns	10
Worthington Springs, Union	10
Seacrest, Walton	10
Briny Breezes, Palm Beach	10
Basinger, Okeechobee	10
East Rockland Key, Monroe	10
Perrine, Dade	10
Orlando, Leon	10
Orlando, Duval	10
Haines Creek, Lake	10
Forest City, Seminole	10
Ozona, Pinellas	10
Rubonia, Manatee	10
Ybor City, Hillsborough	9
Lloyd, Jefferson	9
Lamont, Madison	9
Keystone Heights, Bradford	9
Saint Augustine, Duval	9
West Delray Beach, Palm Beach	9
Grant Valkaria, Brevard	9
High Springs, Columbia	9
Nobleton, Hernando	9
Pine Ridge, Citrus	9
Beverly Beach, Flagler	9
Putnam Hall, Putnam	9
Fairfield, Marion	9
Ferndale, Lake	9
Missing, Jackson	9
Cottdonale, Washington	9
Scottsmoor, Brevard	9
Palma Sola, Manatee	9
Missing, Clay	8
Jerome, Collier	8
Ridge Manor Estates, Sumter	8
Ponce De Leon, Walton	8
Indian Shores, Pinellas	8
Cross Creek, Alachua	8
Quail Heights, Dade	8
Palm City, St. Lucie	8
Seybold, Dade	8
White City, Gulf	8
Anastasia Island, St. Johns	8
Salem, Taylor	8
Oneco, Manatee	8
Orange Springs, Marion	8
Weirsdale, Lake	8
Evinston, Alachua	8

COVID-19: characteristics of 2,265,139 Florida resident cases

Data through May 21, 2021 verified as of May 22, 2021 at 09:25 AM

Data in this report are provisional and subject to change.

The table below includes the cities and counties of residence for cases in Florida residents based on the patient's ZIP Code.

Note that city is not always received as part of the initial notification and may be missing while the case is being investigated.

City and county	Cases
Inglis, Citrus	7
Fernandina, Nassau	7
Missing, Flagler	7
Orange Park, Duval	7
Port Saint John, Brevard	7
Clarcona, Orange	7
Orlando, Pasco	7
Longboat Key, Sarasota	7
Morriston, Marion	7
Switzerland, St. Johns	7
Maitland, Volusia	7
Aripeka, Pasco	7
Deland, Lake	7
Valkaria, Brevard	7
Orlando, Alachua	7
River Ranch, Polk	7
Niceville, Walton	7
Okeechobee, Glades	7
Missing, Walton	7
Labelle, Lee	7
Missing, Highlands	6
Port Salerno, Martin	6
Winter Park, Polk	6
Winderemere, Orange	6
Lake Worth, Broward	6
Maitland, Hillsborough	6
Grove City, Charlotte	6
Coco River, Collier	6
Eglin, Okaloosa	6
Bruce, Holmes	6
Punta Gorda, Lee	6
Holt, Santa Rosa	6
Inlet Beach, Bay	6
Missing, Leon	6
Missing, Hernando	6
Orlando, Flagler	6
Orlando, Marion	6
Oklawaha, Marion	6
Shady Grove, Taylor	6
Sunny Hills, Washington	6
Miramar, Dade	6
Missing, Osceola	6
Cape Haze, Charlotte	6
Dearborn, Dade	6
Duck Key, Monroe	6
Newberry, Gilchrist	6
San Carlos Park, Lee	6
Glenwood, Volusia	6
Miccosukee, Leon	6
Orchid, Indian River	6
Point Washington, Walton	6
Mayport Naval Station, Duval	6
Lake Butler, Bradford	6
Maitland, Osceola	6
Missing, Unknown	6
Bradenton, Sarasota	6
Ocoee, Lake	6
Okeechobee, Martin	5
Orlando, Manatee	5

COVID-19: characteristics of 2,265,139 Florida resident cases

Data through May 21, 2021 verified as of May 22, 2021 at 09:25 AM

Data in this report are provisional and subject to change.

The table below includes the cities and counties of residence for cases in Florida residents based on the patient's ZIP Code.

Note that city is not always received as part of the initial notification and may be missing while the case is being investigated.

City and county	Cases
Pompano Beach, Palm Beach	5
Passport, Unknown	5
Wakulla Springs, Wakulla	5
Cypress Gardens, Polk	5
Island Grove, Alachua	5
Jonesville, Alachua	5
Missing, Alachua	5
Bonnie, Dade	5
Alys Beach, Walton	5
Delray Beach, Broward	5
Seacrest, Bay	5
Williston, Marion	5
North Fort Myers, Charlotte	5
Okeechobee, Osceola	5
Bayou George, Bay	5
Boynton Beach, Broward	5
Fort Lauderdale, Palm Beach	5
Jacksonville Naval Air Station, Duval	5
Milton, Escambia	5
Jacksonville, Clay	5
Greenville, Jefferson	5
Mayport, Duval	5
Clermont, Polk	5
Pass, Unknown	5
Stuart, St. Lucie	5
Lake Geneva, Clay	5
Miami, Palm Beach	5
Ebro, Bay	5
Highland Park, Polk	5
Los Angeles, Broward	5
Westchester, Dade	5
Melrose, Bradford	5
Mid Florida, Seminole	5
Ocean Breeze, Martin	5
Missing, Columbia	5
Lake Harbor, Palm Beach	4
Glen Ridge, Palm Beach	4
Coconut Creek, Palm Beach	4
Orem, Palm Beach	4
Jacksonville, Dade	4
Arcadia, Hillsborough	4
Live Oak, Madison	4
Loxahatchee Groves, Palm Beach	4
West Bradenton, Manatee	4
Marina Del Rey, Dade	4
Melrose, Clay	4
Branford, Gilchrist	4
Champions Gate, Osceola	4
Clewiston, Palm Beach	4
Conch Key, Monroe	4
Sharpes, Brevard	4
Sugarloaf, Monroe	4
Wacissa, Jefferson	4
Lamont, Taylor	4
Lazy Lake, Broward	4
Sandestin, Walton	4
Pompano Beach, Dade	4
El Jobean, Charlotte	4
Bella Collina, Lake	4

COVID-19: characteristics of 2,265,139 Florida resident cases

Data through May 21, 2021 verified as of May 22, 2021 at 09:25 AM

Data in this report are provisional and subject to change.

The table below includes the cities and counties of residence for cases in Florida residents based on the patient's ZIP Code.

Note that city is not always received as part of the initial notification and may be missing while the case is being investigated.

City and county	Cases
Marathon Shores, Monroe	4
Hinsdale, Manatee	4
International Service Center, Dade	4
Indian Rock Beach, Pinellas	4
Cape San Blas, Gulf	4
Bowling Green, Polk	4
Plantation Key, Monroe	4
North Miami Beach, Broward	4
Monticello, Madison	3
Samoset, Manatee	3
Vernon, Bay	3
Apopka, Lake	3
Crestview, Walton	3
Cross Key, Monroe	3
Fernandina Beach, Duval	3
Fpo, Duval	3
Green Cove Springs, Duval	3
Mayport Naval Housing, Duval	3
Julington Creek, St. Johns	3
Jupiter Island, Martin	3
Kathleen, Pasco	3
Marco Island, Lee	3
Mims, Volusia	3
Miami Beach, Unknown	3
Missing, Washington	3
Ocean Reef Club, Monroe	3
Alford, Washington	3
Altamonte Springs, Orange	3
Port St. Lucie, St. Lucie	3
Orlando, Escambia	3
Pass-A-Grille, Pinellas	3
Winter Park, Volusia	3
Vero Beach, St. Lucie	3
Land O Lakes, Hillsborough	3
Lady Lake, Marion	3
Milligan, Okaloosa	3
Jacksonville , Duval	3
Homeless, Hillsborough	3
Ft Pierce, St. Lucie	3
Brooklyn, Broward	3
Westville, Walton	3
Orlo Vista, Orange	3
Pembroke Lakes, Broward	3
Sorrento, Orange	3
Stuart, Palm Beach	3
University Of Central Fl, Hillsborough	3
Coraopolis, Citrus	3
Chicago, Lee	3
Bristol, Calhoun	3
Aventura, Broward	3
Jacksonville, Alachua	3
Marina Del Rey, Broward	3
Miami Shores, Broward	3
Pineland, Lee	3
Tampa Palms, Hillsborough	3
Tampa, Pinellas	3
Tarpon Springs, Pasco	3
Winter Garden, Seminole	3
Clermont, Orange	3

COVID-19: characteristics of 2,265,139 Florida resident cases

Data through May 21, 2021 verified as of May 22, 2021 at 09:25 AM

Data in this report are provisional and subject to change.

The table below includes the cities and counties of residence for cases in Florida residents based on the patient's ZIP Code.

Note that city is not always received as part of the initial notification and may be missing while the case is being investigated.

City and county	Cases
Ludlam, Dade	3
Laurel, Sarasota	3
West Palm Beach, Broward	3
Wildwood, Marion	3
Village Of Golf, Palm Beach	3
Saint Augusaintine Beach, St. Johns	3
Port Saint Lucie, Martin	3
Palm Coast, Volusia	3
Saint Petersburg, Hillsborough	3
Opa Locka, Broward	3
Loxahatchee, Broward	3
Lynbrook, Broward	3
Miami, Orange	3
Lake City, Duval	3
Lakeland, Hillsborough	3
Immokalee, Lee	3
Hallandale Beach, Dade	3
Bradington, Manatee	3
Blountstown, Liberty	3
Inverness, Polk	3
Pass, Dade	3
Vero Beach, Brevard	3
Pp, Dade	3
Woodside, Broward	3
Wimauma, Manatee	3
Brewton, Escambia	3
Apopka, Broward	3
Lanark Village, Franklin	3
Maitland, Polk	3
Maitland, Lake	2
Killarney, Orange	2
Jan Phyl Village, Polk	2
Hialeah Lakes, Dade	2
Hialeah, Orange	2
Moore Haven, Hendry	2
Naples, Broward	2
Cassadaga, Volusia	2
Fort Walton Beach, Walton	2
Duke Field Air Force Station, Okaloosa	2
Dunnellon, Levy	2
Yalhala, Lake	2
Pp, Unknown	2
Provo, Broward	2
University Of Central Florida, Palm Beach	2
University Of Central Florida, Pinellas	2
Sumatra, Liberty	2
Pensacola, Santa Rosa	2
West Point, Lee	2
University Of Central Florida, Broward	2
Saint Teresa, Wakulla	2
Orlando, Okaloosa	2
North Miami, Broward	2
Miamt, Dade	2
Maitland, Pasco	2
Knoxville, Escambia	2
Homeless, Dade	2
Florida Power & Light Co, Dade	2
Amelia City, Nassau	2
Alligator Point, Wakulla	2

COVID-19: characteristics of 2,265,139 Florida resident cases

Data through May 21, 2021 verified as of May 22, 2021 at 09:25 AM

Data in this report are provisional and subject to change.

The table below includes the cities and counties of residence for cases in Florida residents based on the patient's ZIP Code.

Note that city is not always received as part of the initial notification and may be missing while the case is being investigated.

City and county	Cases
Casselberry, Orange	2
Chipley, Jackson	2
Blountstown, Jackson	2
Alligator Point, Franklin	2
Crawfordville, Leon	2
Eatonville, Lake	2
Lawtey, Union	2
Lehigh Acres, Dade	2
Miami, Hillsborough	2
Lutz, Pinellas	2
Los Angeles, Okaloosa	2
Louisville, Manatee	2
Orange City, Seminole	2
None, Dade	2
Navarre, Okaloosa	2
Mount Pleasant, Gadsden	2
Phoenix, Lake	2
Seven Springs, Pasco	2
Upper Key Largo, Monroe	2
University Of Central Florida, Brevard	2
West Villages, Sarasota	2
Zellwood, Lake	2
Lecanto, Marion	2
Lake Helen, Orange	2
Maitland, Leon	2
Melrose, Alachua	2
Fort Pierce, Martin	2
Fort Myers, Collier	2
Doctors Inlet, Clay	2
Bronx, Seminole	2
Bonifay, Jackson	2
Bonnie, Duval	2
Bonnie, Sarasota	2
West Palm Beach, Dade	2
Weston, Dade	2
Winter Park, Leon	2
Orlando, Charlotte	2
Palm Springs North, Dade	2
Redland, Dade	2
St John, Broward	2
Olustee, Baker	2
Orlando, Santa Rosa	2
Longview, Dade	2
Jacksonville Naval Hospital, Duval	2
Hosford, Calhoun	2
Dfafs, Okaloosa	2
Yeehaw, Okeechobee	2
Tampa, Hernando	2
Noma, Holmes	2
Sebring, Desoto	2
Saint Lucie Village, St. Lucie	2
Ormond Beach, Flagler	2
Pembroke Pines, Dade	2
Northport, Sarasota	2
Sutton, Pasco	2
Saint Marys, Nassau	2
Port Saint Lucie, Palm Beach	2
Red Bay, Holmes	2
Woodstock, Lee	2

COVID-19: characteristics of 2,265,139 Florida resident cases

Data through May 21, 2021 verified as of May 22, 2021 at 09:25 AM

Data in this report are provisional and subject to change.

The table below includes the cities and counties of residence for cases in Florida residents based on the patient's ZIP Code.

Note that city is not always received as part of the initial notification and may be missing while the case is being investigated.

City and county	Cases
Windermere, Lake	2
West Lafayette, Broward	2
Tequesta, Martin	2
Town Of Nocatee, St. Johns	2
Bay Harbor Islands, Unknown	2
Alachua, Duval	2
Carl Fisher, Dade	2
Cross City, Taylor	2
Fort Lauderdale, Alachua	2
Inwood, Broward	2
Jupiter, Dade	2
Micanopy, Marion	2
Tampa, Duval	2
Venice, Dade	2
Winter Springs, Orange	2
Windermere, Hillsborough	2
Pompano Beach, Osceola	2
Port Charlotte, Lee	2
Sand Lake, Orange	2
Swansea, Lee	2
Union, Manatee	2
University Of Central Fl, Seminole	2
At Large, Broward	2
Boys Ranch, Suwannee	2
Eatonville, Polk	2
Okeechobee, Highlands	2
New Port Richey, Hillsborough	2
Miami, Martin	2
Long Beach, Orange	2
Labelle, Collier	2
Jena, Taylor	2
Fort Pierce, Brevard	2
Marysville, Dade	2
Lake Clarke Shores, Palm Beach	2
Fl State Univ Student, Leon	2
Defuniak Springs, Okaloosa	2
Cibolo, Orange	2
Claysville, Hernando	2
Crescent Beach, Sarasota	2
Callahan, Duval	2
Tampa, Broward	2
Tarpon Springs, Hillsborough	2
South Miami, Broward	2
Port Canaveral, Brevard	2
Monument, Broward	2
Orlando, St. Lucie	2
Orlando, Walton	1
Oviedo, Lake	1
Orlando, St. Johns	1
Ocala, Duval	1
Orem, Dade	1
Orlando, Citrus	1
Orlando, Collier	1
Orlando, Hernando	1
Morrisville, Palm Beach	1
Myrtle Beach, Broward	1
Nashville, Palm Beach	1
North Brunswick, St. Lucie	1
North Grafton, Dade	1

COVID-19: characteristics of 2,265,139 Florida resident cases

Data through May 21, 2021 verified as of May 22, 2021 at 09:25 AM

Data in this report are provisional and subject to change.

The table below includes the cities and counties of residence for cases in Florida residents based on the patient's ZIP Code.

Note that city is not always received as part of the initial notification and may be missing while the case is being investigated.

City and county	Cases
Notrealville, Polk	1
Rye, Palm Beach	1
Saint Petersburg, Bay	1
St Cloud, Orange	1
St Helena Is, Dade	1
Statenville, Suwannee	1
Plantation, Leon	1
Pooler, Broward	1
Pensacola, Dade	1
Panomo City, Bay	1
Parrish, Sarasota	1
Ridgewood, Lee	1
Roayl Palm Beach, Palm Beach	1
Roseville, Broward	1
Punta Gorda, Sarasota	1
Putnam, Putnam	1
Tinley Park, Manatee	1
Twentynine Palms, Broward	1
Waukesha, Volusia	1
Unknown, Manatee	1
Vernon, Walton	1
Whippany, Volusia	1
Xifamk, Dade	1
Wilmington, Charlotte	1
Windermere, Alachua	1
Winfield, Hillsborough	1
Winter Garden, Unknown	1
Winter Park, Brevard	1
Buffalo, Dade	1
Canton, Duval	1
Brunswick, Polk	1
Bryceville, Duval	1
Bradentom, Manatee	1
Bradenton, Lee	1
Boca Raton, Dade	1
Boca Raton, Madison	1
Bogota, Unknown	1
Bal Harbour, Broward	1
Atlanta, Walton	1
Attalla, Broward	1
Auburn, Palm Beach	1
Autaugaville, Broward	1
Apopka, Volusia	1
Alachua, Suwannee	1
Alafaya, Broward	1
Alafaya, Pinellas	1
Crestview, Broward	1
Clearwater, Leon	1
Charlotte, Alachua	1
Crystal River, Marion	1
Dalecity, Okaloosa	1
Daytona Beach, Orange	1
Deerfield Beach, Polk	1
Dona Vista, Lake	1
East Setauket, Palm Beach	1
El Dorado, Palm Beach	1
Fayetteville, Broward	1
Fellsmere, Brevard	1
Florida City, Unknown	1

COVID-19: characteristics of 2,265,139 Florida resident cases

Data through May 21, 2021 verified as of May 22, 2021 at 09:25 AM

Data in this report are provisional and subject to change.

The table below includes the cities and counties of residence for cases in Florida residents based on the patient's ZIP Code.

Note that city is not always received as part of the initial notification and may be missing while the case is being investigated.

City and county	Cases
Fort Lauderdale, Collier	1
Fort Myers, Alachua	1
Fleming Island, Duval	1
Glen Saint Mary, Duval	1
Golf, Palm Beach	1
Gainesville, Levy	1
Greensboro, Leon	1
Great Neck, Dade	1
Jacksonville, Baker	1
Jacksonville, Marion	1
Jupiter Inlet, Palm Beach	1
Holiday, Hillsborough	1
Immokalee, Walton	1
Lake Forest, Collier	1
Key West, Palm Beach	1
Kilgore, Dade	1
Land O Lakes, Unknown	1
Lawton, Okaloosa	1
Levittown, Palm Beach	1
Lima, Manatee	1
Lima, Volusia	1
Macclenny, Dixie	1
Madison, Jefferson	1
Maitland, Collier	1
Merrick, Palm Beach	1
Metter, Manatee	1
Miami, Osceola	1
Miamiardens, Unknown	1
Miamksaohes, Dade	1
Mokena, Lee	1
Indianapolis, Lee	1
Jupiter, Pinellas	1
Kansas City, Palm Beach	1
Los Angeles, Orange	1
Maitland, Palm Beach	1
Lake In The Hills, Broward	1
Litchfield Park, Monroe	1
Littleton, St. Johns	1
Milford, Bay	1
Milford, Unknown	1
Marianna, Leon	1
Marianna, Washington	1
Mary Esther, Hillsborough	1
Melbourne, Volusia	1
Mattoon, Lee	1
Newaygo, Charlotte	1
North Port, Charlotte	1
Opa Locka, Orange	1
Na, Dade	1
Naples, Unknown	1
New Canaan, Dade	1
Eureka, Flagler	1
Evansville, Citrus	1
Denton, Broward	1
Destin, Bay	1
Dpo, Dade	1
Crescent City, Marion	1
Commerce Township, Manatee	1
Crawfordville, Alachua	1

COVID-19: characteristics of 2,265,139 Florida resident cases

Data through May 21, 2021 verified as of May 22, 2021 at 09:25 AM

Data in this report are provisional and subject to change.

The table below includes the cities and counties of residence for cases in Florida residents based on the patient's ZIP Code.

Note that city is not always received as part of the initial notification and may be missing while the case is being investigated.

City and county	Cases
Fort Lauderdale, Lee	1
Fort Myers, Polk	1
Fort Worth, Broward	1
Franklin, Orange	1
Frostproof, Highlands	1
Gainesville, Palm Beach	1
Gainesville, Santa Rosa	1
Glens Falls, Broward	1
Gwynn Oak, Polk	1
Brewster, Palm Beach	1
Brownsville, Escambia	1
Bryant, Palm Beach	1
Bonnie, St. Johns	1
Clearwater, Hillsborough	1
Coal City, Pasco	1
Celebration, Orange	1
Chicago, Broward	1
Austin, Dade	1
Apo, Collier	1
Big Torch Key, Monroe	1
Black, Holmes	1
Boca Raton, Lee	1
8852 Teacher Ln, Pasco	1
Addison, Pasco	1
Apopka, Citrus	1
Apopka, Hillsborough	1
Arabi, Orange	1
Unknown, Duval	1
Upland, Manatee	1
Valrico, Polk	1
Tampa, Citrus	1
Temple, Palm Beach	1
Surfside Beach, Orange	1
Sun City Center, Lee	1
Saint Charles, Orange	1
Saint Petersburg, Duval	1
Saint Petersburg, Manatee	1
St Peterburg, Orange	1
Staten Island, Broward	1
Stiamk, Dade	1
Summerdale, Escambia	1
Scottsdale, Brevard	1
Scottsdale, Palm Beach	1
Pittsburgh, Alachua	1
Playa Del Rey, Palm Beach	1
Plymouth, Pasco	1
Port Saint Lucie, Marion	1
Roswell, Bay	1
Royal Palm, Palm Beach	1
Ruskin, Dade	1
Ruskin, Manatee	1
Saginaw, Broward	1
Pensacola Naval Hospital, Escambia	1
Oviedo, Orange	1
Pace, Escambia	1
Painted Post, Pasco	1
Palatka, Marion	1
Winnetka, Dade	1
Winter Garden, Osceola	1

COVID-19: characteristics of 2,265,139 Florida resident cases

Data through May 21, 2021 verified as of May 22, 2021 at 09:25 AM

Data in this report are provisional and subject to change.

The table below includes the cities and counties of residence for cases in Florida residents based on the patient's ZIP Code.

Note that city is not always received as part of the initial notification and may be missing while the case is being investigated.

City and county	Cases
Winter Haven, Leon	1
Winter Haven, Osceola	1
Winter Park, Duval	1
Winter Park, Palm Beach	1
Winter Springs, Polk	1
Youngstown, Washington	1
West Hollywood, Broward	1
Wakefield, Broward	1
Waverly, Duval	1
Wabasha, Clay	1
Wekiwa Springs, Orange	1
Wildwood, Lee	1
Willington, Lee	1
Milford, Lee	1
Mckinney, Broward	1
Miamc, Dade	1
Matawan, Palm Beach	1
Missing, Levy	1
Missing, Okeechobee	1
Monroe Township, Palm Beach	1
Monroe, Lee	1
Moore Haven, Okeechobee	1
Lake Butler, Alachua	1
Ldhl, Broward	1
Las Vegas, Palm Beach	1
Longwood, Volusia	1
Leesburg, Seminole	1
Lincoln, St. Lucie	1
Little Neck, Lee	1
Jupiter, St. Lucie	1
Kenilworth, Leon	1
Irvine, Marion	1
Istachatta, Hernando	1
Jacksonville, Orange	1
Jefferson, Dade	1
Jonesboro, Leon	1
Key West, Duval	1
Kingsland, Nassau	1
Knoxville, Bay	1
Homeless, Monroe	1
Homeless, Pinellas	1
Howell, Dade	1
Hudson, Hernando	1
Hoclywsod, Dade	1
Holiday, Pinellas	1
Intrcsion Cty, Osceola	1
Inverness, Marion	1
Indian Rocks Beach, Duval	1
Indiantown, Palm Beach	1
Inglewood, Sarasota	1
Fort Lauderdale, Leon	1
Fort Myers, Sarasota	1
Fort Pierce, Palm Beach	1
Fort White, Clay	1
Erie, Monroe	1
Fisher Island, Unknown	1
Dayton, Lake	1
Daytona Beach, Pinellas	1
East Palatka, Hillsborough	1

COVID-19: characteristics of 2,265,139 Florida resident cases

Data through May 21, 2021 verified as of May 22, 2021 at 09:25 AM

Data in this report are provisional and subject to change.

The table below includes the cities and counties of residence for cases in Florida residents based on the patient's ZIP Code.

Note that city is not always received as part of the initial notification and may be missing while the case is being investigated.

City and county	Cases
Eastpoint, Leon	1
Deltona, Seminole	1
Downingtown, Broward	1
Downingtown, Hillsborough	1
Dpo, Santa Rosa	1
Garden City, Alachua	1
Gaylord, Orange	1
Goodrich, Charlotte	1
Gotcha, Orange	1
Greensburg, Palm Beach	1
Harpers Ferry, Palm Beach	1
Haines City, Osceola	1
Hernando, Marion	1
Hialeah, Collier	1
Helen, Bay	1
Dallas, Hernando	1
Dearborn, Broward	1
Deer Park, Dade	1
Deerfield, Dade	1
Deland, Seminole	1
Carmel, Orange	1
Cedar Springs, Hernando	1
Caracas, Dade	1
Alpharetta, Broward	1
O, Manatee	1
Acworth, Okaloosa	1
Apopka, Clay	1
Asheville, Highlands	1
Astoria, Broward	1
Atmore, Escambia	1
Bartow, Hardee	1
Bel Air, Collier	1
Berryton, Palm Beach	1
Brooklyn, Dade	1
Brooklyn, Lee	1
Bonnie, Broward	1
Boston, Broward	1
Troy, Manatee	1
Unkn, Duval	1
Venetian Islands, Dade	1
Topsham, Manatee	1
Sunbright, Palm Beach	1
West Yarmouth, St. Lucie	1
West Aplm Beach, Palm Beach	1
Waipahu, Santa Rosa	1
Ward, Polk	1
Wellborn, Columbia	1
Winter Garden, Duval	1
Woodbine, Nassau	1
Yulee, St. Johns	1
Zephyrhills, Hillsborough	1
Rileyville, Flagler	1
Prattville, Hillsborough	1
Prestonsburg, Bay	1
Quincy, Jackson	1
Rapid City, Broward	1
Saint Petersburg, Polk	1
Saint Joseph, Volusia	1
Russellville, Bay	1

COVID-19: characteristics of 2,265,139 Florida resident cases

Data through May 21, 2021 verified as of May 22, 2021 at 09:25 AM

Data in this report are provisional and subject to change.

The table below includes the cities and counties of residence for cases in Florida residents based on the patient's ZIP Code.

Note that city is not always received as part of the initial notification and may be missing while the case is being investigated.

City and county	Cases
Sagamore Beach, Charlotte	1
Saint Augustine, Broward	1
Saint Cloud, Palm Beach	1
Sweetwater, Manatee	1
Syracuse, Polk	1
Tallahassee, Dade	1
Tamarac, Dade	1
Tavares, Orange	1
Suitland, Volusia	1
San Antonio, Orange	1
Seminole, Leon	1
Shirley, Flagler	1
Oakland, Lee	1
Oldsmar, Hillsborough	1
Olean, Alachua	1
North Palm Beach, Orange	1
Myakka City, Sarasota	1
New Middletown, Hillsborough	1
New Port Richey, Pinellas	1
Newberry, Marion	1
Newtown, Lake	1
Petersburg, Manatee	1
Piasa, Putnam	1
Palmetto, Pasco	1
Parma, Manatee	1
Pass-A-Grille Beach, Pinellas	1
Other, Dade	1
Palmetto Bay, Palm Beach	1
Pembroke Pines, Orange	1
Pensacola, Sumter	1
Paducah, Manatee	1
Perth Amboy, Hillsborough	1
Port Orange, Brevard	1
Powell, Lee	1
Randolph, Orange	1
Rivera Beach, Palm Beach	1
Oldsrav, Manatee	1
Orlando, Jackson	1
Orlando, Lee	1
Ocala, Citrus	1
Ocoee, Unknown	1
Odessa, Dade	1
Newberry, Levy	1
New Vernon, Palm Beach	1
Saint Petersburg, Charlotte	1
Saint Augustine, Flagler	1
Seffenner, Hillsborough	1
Seminole, Lee	1
Sanford, Orange	1
South Hempstead, Alachua	1
Suntise, Dade	1
Tallahassee, Madison	1
Tallahassee, Pinellas	1
Stratford, Broward	1
Toms River, Lee	1
Tourist, Dade	1
White Plains, Broward	1
Whites Creek, Leon	1
Windermere, Volusia	1

COVID-19: characteristics of 2,265,139 Florida resident cases

Data through May 21, 2021 verified as of May 22, 2021 at 09:25 AM

Data in this report are provisional and subject to change.

The table below includes the cities and counties of residence for cases in Florida residents based on the patient's ZIP Code.

Note that city is not always received as part of the initial notification and may be missing while the case is being investigated.

City and county	Cases
Wtixrat, Dade	1
University Of Central Florida, Lee	1
Unk, Duval	1
Trenton, Dixie	1
Watersound, Bay	1
Wauchula, Desoto	1
Ventura, Orange	1
Vero Beach, Unknown	1
Dover, Lee	1
Davenport, Lake	1
Dayton, Citrus	1
Dayton, Orange	1
Dearborn Heights, Hillsborough	1
Edgewood, Broward	1
Elkton, Putnam	1
Cincinnati, Dade	1
Chesterfield, Broward	1
Carteret, Polk	1
Connellsville, Highlands	1
Armstrong, St. Johns	1
Atl, Brevard	1
Alva, Escambia	1
Andalusia, Escambia	1
Arcadia, Highlands	1
Baker, Santa Rosa	1
Belleville, Palm Beach	1
Belmont, Santa Rosa	1
Blountstown, Broward	1
Bronson, Alachua	1
Brooker, Alachua	1
Brandon, Pinellas	1
Bradenton, Clay	1
Bonita, Lee	1
Bocaraten, Palm Beach	1
Hudson, Pinellas	1
Indian Rock Beach, Palm Beach	1
Hoosick Falls, Broward	1
Interlachen, Duval	1
Kaclsonville, Duval	1
Kechi, Orange	1
Fort Myers, Broward	1
Floral, Okaloosa	1
Forestville, Volusia	1
Gainesville, Okaloosa	1
Hialeahgardens, Dade	1
Hiram, Leon	1
Greenbrier, Bay	1
Greenville, Palm Beach	1
Groveland, Orange	1
Longwood, Broward	1
Lucedale, St. Lucie	1
Mayaguez, Dade	1
Macclenny, Duval	1
Mantua, Broward	1
Kure Beach, Monroe	1
Lakeland, Palm Beach	1
Jacksonville, Nassau	1
Leesburg, Broward	1
Mexico, Orange	1

COVID-19: characteristics of 2,265,139 Florida resident cases

Data through May 21, 2021 verified as of May 22, 2021 at 09:25 AM

Data in this report are provisional and subject to change.

The table below includes the cities and counties of residence for cases in Florida residents based on the patient's ZIP Code.

Note that city is not always received as part of the initial notification and may be missing while the case is being investigated.

City and county	Cases
Missing, Gilchrist	1
Miami Gardens, Unknown	1
Middletown, Osceola	1
Nantucket, Palm Beach	1
Monroe, Hillsborough	1
Palm Coast, Duval	1
Orlando, Union	1
Ovido, Seminole	1
Oxford, Palm Beach	1
Opalocka, Dade	1
North Canton, Palm Beach	1
Oakland, Leon	1
Ocala, Alachua	1
Okeechobee, St. Lucie	1
Miami, Collier	1
Miami, St. Lucie	1
Marshall, Palm Beach	1
New Richmond, Volusia	1
Steinhatchee, Madison	1
Spring Park, Alachua	1
South Burlington, Orange	1
Sarasota, Charlotte	1
Sarasota, Hillsborough	1
Shannon, Collier	1
Soddy Daisy, Broward	1
Soldotna, Broward	1
Saint Cloud, Lee	1
Saint Johns, Orange	1
San Antonio, Sarasota	1
Sanford, Volusia	1
Rio Dell, Volusia	1
Rochelle, Volusia	1
Port Saint Lucie, Orange	1
Princeton, Alachua	1
Provincetown, Collier	1
Panama City, Walton	1
Perry, Leon	1
Perth Amboy, Monroe	1
Winter Park, Osceola	1
Wood River, Polk	1
Worcester, Palm Beach	1
Wheaton, Lee	1
Wilmington, Broward	1
Wesley Chapel, Alachua	1
Umatilla, Alachua	1
University Of Central Florida, Monroe	1
Tampa, Volusia	1
Tangerine, Seminole	1
Tamarac, Seminole	1
Virginia Beach, Hernando	1
Waco, Broward	1
Washington, Broward	1
Tewksbury, Orange	1
Toms River, Dade	1
Winter Park, Alachua	1
Bronx, Broward	1
Carol Stream, Orange	1
Castleberry, Escambia	1
Buffalo, Palm Beach	1

COVID-19: characteristics of 2,265,139 Florida resident cases

Data through May 21, 2021 verified as of May 22, 2021 at 09:25 AM

Data in this report are provisional and subject to change.

The table below includes the cities and counties of residence for cases in Florida residents based on the patient's ZIP Code.

Note that city is not always received as part of the initial notification and may be missing while the case is being investigated.

City and county	Cases
Bryant, Alachua	1
Alanson, Bay	1
Aollywoss, Dade	1
Apo, Pasco	1
Apopka, Flagler	1
Belleair, Hillsborough	1
Bohealia, Lee	1
Blowing Rock, Polk	1
Dorchester, Orange	1
Estero, Collier	1
Fanning Springs, Levy	1
Felton, Manatee	1
Deland, Polk	1
Cumberland, Palm Beach	1
Dade City, Hillsborough	1
Dallas, Lee	1
De Leon Springs, Putnam	1
Dearborn, Lee	1
Clear Brook, Lee	1
Charlotte, Pasco	1
Crestview, Holmes	1
College Station, Lake	1
Columbus, Brevard	1
Cookeville, Seminole	1
Cooksville, Duval	1
Fort Myers, Dade	1
Floral, Escambia	1
Gainesville, Baker	1
Gilmer, Dade	1
Grassy Key, Monroe	1
Haledon, Dade	1
Jacksonville, Manatee	1
Jamaica, Broward	1
Kingsland, Duval	1
Kissimmee, Brevard	1
Haverford, Hillsborough	1
Herrin, Orange	1
Jersey City, Polk	1
Miamf, Dade	1
Miami G, Dade	1
Marianna, Calhoun	1
Los Angeles, Palm Beach	1
Lyndhurst, Broward	1
Magnolia Square, Osceola	1
Maitland, Alachua	1
Labelle, Dade	1
Lake In The Hills, Columbia	1
Lake Placid, Alachua	1
Lake Worth Beach, Broward	1
Lemoyne, Manatee	1
Lawrence Township, Palm Beach	1
Lander, Citrus	1
Las Vegas, Orange	1
Zolfo Springs, Polk	1
Westbrook, Dade	1
Wichita, Volusia	1
Winder Garden, Orange	1
Windermere, Leon	1
Windermere, Osceola	1

COVID-19: characteristics of 2,265,139 Florida resident cases

Data through May 21, 2021 verified as of May 22, 2021 at 09:25 AM

Data in this report are provisional and subject to change.

The table below includes the cities and counties of residence for cases in Florida residents based on the patient's ZIP Code.

Note that city is not always received as part of the initial notification and may be missing while the case is being investigated.

City and county	Cases
Windermere, Seminole	1
Winter Garden, Broward	1
Wells, Polk	1
Winter Garden, Pinellas	1
Yukon, Broward	1
Winter Park, Broward	1
Tulsa, Orange	1
Sun City Center, Hardee	1
Tiffin, Highlands	1
Washington, Unknown	1
Shelton, Manatee	1
Sodus, Charlotte	1
Tallahassee, Duval	1
Tampa, Palm Beach	1
Tavares, Marion	1
Temple Terrace, Pasco	1
Spring Hill , Hernando	1
Spring Hill, Dade	1
Starke, Clay	1
Stone Mountain, Palm Beach	1
Plantation, Orange	1
Pompano Beach, Martin	1
Potomac, Palm Beach	1
Port Everglades, Broward	1
Parker, Dade	1
Parker, Leon	1
Palm Coast, Polk	1
Orlando, Columbia	1
Orlando, Indian River	1
Pacifica, Dade	1
Saint Petersburg, St. Lucie	1
Sandford, Seminole	1
Sarasota, Flagler	1
Saxis, Lee	1
Schenectady, Polk	1
Sebastian, St. Lucie	1
Sebring, Lee	1
Rye, Duval	1
Rex, Duval	1
Navarre, Dade	1
New Orleans, Palm Beach	1
Newark, Broward	1
Newburgh, Bay	1
Orange Park , Duval	1
Orem, Broward	1
Orlando, Sarasota	1
Orlando, Unknown	1
Oviedo, Brevard	1
Old Town, Alachua	1
Omaha, Palm Beach	1
Ona, Manatee	1
Ocoee, Osceola	1
Okeechobee, Broward	1
North Pole, Seminole	1
North Port, Lee	1
Littleton, Dade	1
Los Angeles, Hardee	1
Macdill Air Force Base, Hillsborough	1
Manchester, Okaloosa	1

COVID-19: characteristics of 2,265,139 Florida resident cases

Data through May 21, 2021 verified as of May 22, 2021 at 09:25 AM

Data in this report are provisional and subject to change.

The table below includes the cities and counties of residence for cases in Florida residents based on the patient's ZIP Code.

Note that city is not always received as part of the initial notification and may be missing while the case is being investigated.

City and county	Cases
Margate, Dade	1
Marshall, Dade	1
Medford, Palm Beach	1
Miami, Manatee	1
Miami Beach, Broward	1
Middlesburg, Duval	1
Lewisburg, Pasco	1
Leesburg, Marion	1
Lake City, Hamilton	1
La Grange, Dade	1
Harrison, Pinellas	1
Holly Ridge, Orange	1
Homeless, Polk	1
Homosassa, Hernando	1
Homossassa, Citrus	1
Jerusalem, St. Johns	1
Foley, Escambia	1
Granada Hills, Broward	1
Guilford, Dade	1
Fort Myers, Manatee	1
Fort Myers-, Lee	1
Gainesville, Duval	1
Cuttler Bay, Dade	1
Cypress, Leon	1
Deland, St. Lucie	1
Deltona, Orange	1
Davenport, Orange	1
Daytona Beach, Unknown	1
East Hampton, Palm Beach	1
Altoona, Marion	1
Argyle, Walton	1
Athens, Duval	1
Bogota, Orange	1
Bal Harbor, Dade	1
Bridgeport, Dade	1
Bronx, Palm Beach	1
Bradenton, Dade	1
Bradenton, Osceola	1
Cambridge, Broward	1
Clermont, Seminole	1
Clermont, Volusia	1
Clewiston, Glades	1
Coconut Creek, Dade	1
Columbus, Dade	1
Conway, Leon	1
Coventry, Broward	1
Conifer, Lee	1
Clarksboro, Lee	1
Chipley, Holmes	1
Celebration, Palm Beach	1
Chattanooga, Dade	1
Elbow Lake, Palm Beach	1
Dunellen, Dade	1
Eatonville, Seminole	1
Diamond, Highlands	1
Doral, Broward	1
Cutler Bay, Broward	1
Dale City, Dade	1
Daniel Island, Bay	1

COVID-19: characteristics of 2,265,139 Florida resident cases

Data through May 21, 2021 verified as of May 22, 2021 at 09:25 AM

Data in this report are provisional and subject to change.

The table below includes the cities and counties of residence for cases in Florida residents based on the patient's ZIP Code.

Note that city is not always received as part of the initial notification and may be missing while the case is being investigated.

City and county	Cases
Boston, Dade	1
Brewster, Volusia	1
Bryn Mawr, Palm Beach	1
Burkeville, Brevard	1
Camden Wyoming, Duval	1
Boca Raton,, Palm Beach	1
Bear Grass, Palm Beach	1
Azalea Park, Osceola	1
Altamonte, Orange	1
Alva, Collier	1
Amelia Village, Nassau	1
Allentown, Putnam	1
Apple Creek, Citrus	1
Barefoot Beach, Lee	1
Battle Creek, Manatee	1
Avon, Manatee	1
Aventura, Osceola	1
Fortwalton Beach, Okaloosa	1
Garland, Orange	1
Fort Denaud, Glades	1
Fort Meyers, Lee	1
Fl State Lot, Leon	1
Flamingo Lodge, Dade	1
Fairless Hills, Broward	1
Everett, Dade	1
Homer, Escambia	1
Hialeah, Unknown	1
Hickory, Lee	1
Havana, Leon	1
Hersey, Pinellas	1
Lake Mary, Lake	1
Jeffersonville, Broward	1
Longwood, Orange	1
Lansdale, Lake	1
Lapeer, Manatee	1
Lehigh Cares, Lee	1
Live Oak, Columbia	1
Loganville, Orange	1
Miami, Charlotte	1
Miamii, Dade	1
Middleburg, Duval	1
Midland, Osceola	1
Missing, Hamilton	1
Missing, Wakulla	1
Monterey, Broward	1
Mumford, Manatee	1
N/A, Duval	1
Naples, Alachua	1
Newtown, Dade	1
Opa Locka, Polk	1
Orem, Sarasota	1
Ocean City, Broward	1
Old Town, Gilchrist	1
San Antonio, Dade	1
Russellville, Hillsborough	1
Saint Augustine, Okaloosa	1
Sanford, Palm Beach	1
Sebastian, Lake	1
Ridgewood, Broward	1

COVID-19: characteristics of 2,265,139 Florida resident cases

Data through May 21, 2021 verified as of May 22, 2021 at 09:25 AM

Data in this report are provisional and subject to change.

The table below includes the cities and counties of residence for cases in Florida residents based on the patient's ZIP Code.

Note that city is not always received as part of the initial notification and may be missing while the case is being investigated.

City and county	Cases
Riverview, Manatee	1
Rochester, Broward	1
Roseland, Palm Beach	1
Republic, Monroe	1
Richmond, Palm Beach	1
Pompano Beach, Alachua	1
Oviedo, Leon	1
Porter Ranch, Dade	1
Raiford, Bradford	1
Ponte Vedra Beach, Orange	1
Port Orange , Volusia	1
Port Saint Lucie, Indian River	1
Youngstown, Calhoun	1
Yulee, Duval	1
Windermere, Okaloosa	1
Winter Garden, Hillsborough	1
Woodland Hills, Brevard	1
Wesley Chapel, Hillsborough	1
Village Of Palm Springs, Palm Beach	1
Virginia Beach, Alachua	1
Wayne, Palm Beach	1
Webster, Pasco	1
Wekiva Springs, Orange	1
Westerville, Hillsborough	1
Wilton Manors, Dade	1
Wilbur By The Sea, Volusia	1
Willowbrook, Lee	1
Wilmington, Pasco	1
Tower Lakes, Lee	1
Union City, Bradford	1
University Of Central FI, Pasco	1
Steinhatchee, Alachua	1
Tallahassee, Wakulla	1
Tampa, Escambia	1
Tampa, Manatee	1
Tangerine, Lake	1
Plant City, Hendry	1
Plant City, Pinellas	1
Richmond Heights, Dade	1
Ridge Manor, Hernando	1
Riverview, Pinellas	1
Rochester, Lee	1
Rosemary Beach, Bay	1
Saint Cloud, Orange	1
Ponce, Orange	1
Port Saint Lucie, Duval	1
Pound Ridge, Leon	1
Orlando, Highlands	1
Orem, Nassau	1
Olando, Orange	1
Parlin, Broward	1
Summerville, Dade	1
Tallahassee, Escambia	1
Telluride, Lee	1
Tinley Park, Lee	1
University Of Central FI, Dade	1
Stockbridge, Leon	1
Sullivans Island, Dade	1
Tampa, Lee	1

COVID-19: characteristics of 2,265,139 Florida resident cases

Data through May 21, 2021 verified as of May 22, 2021 at 09:25 AM

Data in this report are provisional and subject to change.

The table below includes the cities and counties of residence for cases in Florida residents based on the patient's ZIP Code.

Note that city is not always received as part of the initial notification and may be missing while the case is being investigated.

City and county	Cases
Tampa, Polk	1
Saint Petersburg, Dade	1
San Juan, Osceola	1
San Pedro Sula, Dade	1
Sandy, Duval	1
Southampton, Palm Beach	1
South Otselic, Dade	1
Sevierville, Dade	1
Windermere, Polk	1
Winter Park, Lake	1
Winter, Pinellas	1
Wayne, Dade	1
Wellington, Broward	1
West Lafayette, Desoto	1
West Simsbury, Collier	1
Downers Grove, St. Lucie	1
Export, Palm Beach	1
Fort Myers, Lake	1
Felda, Palm Beach	1
Flagler Beach, Volusia	1
Flora, Lee	1
Fruitland Park, Sumter	1
Gainesville, Marion	1
Gastonia, Polk	1
Fresno, Pasco	1
Green, Clay	1
Greensburg, Orange	1
Greenville, Monroe	1
Groveland, Broward	1
Gulf Shores, Escambia	1
Clearwater, Highlands	1
Columbia, Orange	1
Coral Gables, Unknown	1
Crestview, Dade	1
Dade City, Polk	1
Darien, Pasco	1
Delrey Beach, Palm Beach	1
Arcadia, Charlotte	1
Aspen, Palm Beach	1
Atl, Broward	1
Atlanta, Broward	1
Aurburndale, Polk	1
Aventura, Unknown	1
Azalea Park, Sarasota	1
Biscayne Park, Broward	1
Alpharetta, Alachua	1
Apalachicola, Leon	1
Brooksville, Columbia	1
Bryn Mawr, Collier	1
Canfield, Duval	1
Naugatuck, Lee	1
Myakka, Duval	1
Newport Beach, Palm Beach	1
North Adams, Manatee	1
North Little Rock, Palm Beach	1
Northville, Broward	1
Ocala, Indian River	1
Ocoee, Broward	1
Ocoee, Polk	1

COVID-19: characteristics of 2,265,139 Florida resident cases

Data through May 21, 2021 verified as of May 22, 2021 at 09:25 AM

Data in this report are provisional and subject to change.

The table below includes the cities and counties of residence for cases in Florida residents based on the patient's ZIP Code.

Note that city is not always received as part of the initial notification and may be missing while the case is being investigated.

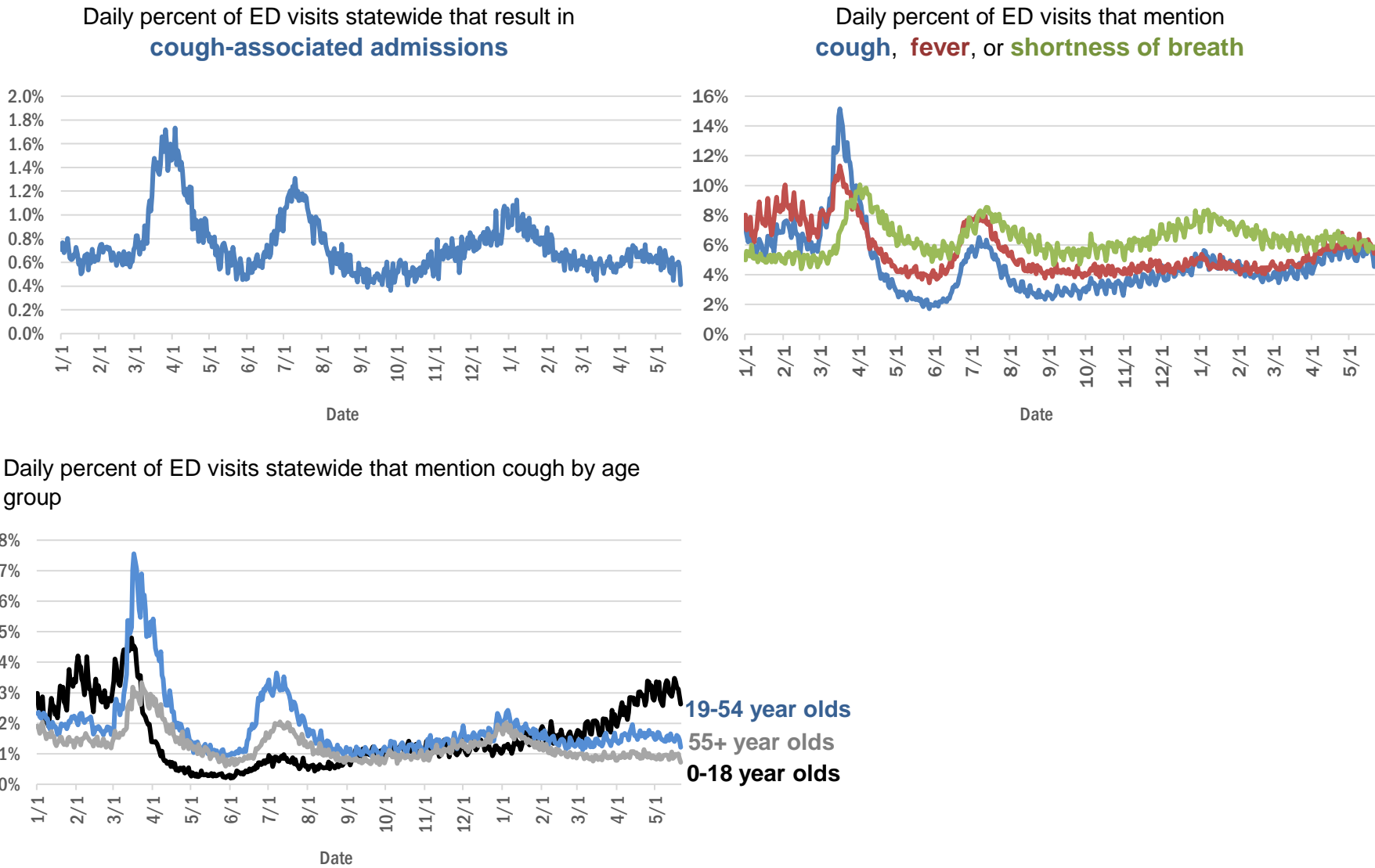
City and county	Cases
New Vernon, Sarasota	1
New York, Broward	1
Missing, Hendry	1
Missing, Baker	1
Milford, Palm Beach	1
Minneapolis, Broward	1
Hilliard, Dade	1
Hollywood, Leon	1
Homestead, Monroe	1
Humble, Broward	1
Harrison, Dade	1
Havanna, Gadsden	1
Jacksonville, Flagler	1
Jacksonville, Palm Beach	1
Johns Island, Wakulla	1
Knoxville, Duval	1
Lake City, Volusia	1
Matlacha Island, Lee	1
Melbourne, Dade	1
Melbourne, Orange	1
Miami Beach, Palm Beach	1
Miami Granders, Dade	1
Los Angeles, Polk	1
Lakeland, Pasco	1
Total	2,265,139

COVID-19: additional surveillance information

Data through May 21, 2021 verified as of May 22, 2021 at 09:25 AM

Data in this report are provisional and subject to change.

Statewide emergency department (ED) chief complaint and admission data



The Electronic Surveillance System for the Early Notification of Community-Based Epidemics (ESSENCE-FL) includes chief complaint data from 211 of 211 Florida EDs. Data are transmitted electronically to ESSENCE-FL daily or hourly.

COVID-19: testing by laboratory

Data through May 21, 2021 verified as of May 22, 2021 at 09:25 AM

Data in this report are provisional and subject to change.

The numbers in the table below represent the number of Florida and non-Florida residents for whom test results were received by the Department of Health. A person can be tested by more than one laboratory and can have both positive and negative results. **Therefore, the sum of the numbers in each column will be larger than the total number of people tested.**

Reporting lab	Inconclusive	Negative	Positive	Percent positive	Total
CURATIVE LABS	16,855	1,875,862	290,199	13%	2,182,916
LABORATORY CORPORATION OF AMERICA	2,688	1,738,454	234,455	12%	1,975,597
QUEST DIAGNOSTICS	12,582	1,455,040	212,016	13%	1,679,638
BIO REFERENCE LABORATORIES, INC	7,571	1,002,614	192,154	16%	1,202,339
HELIX	11,177	808,975	138,373	14%	958,525
REALTOX LABS LLC	7,100	635,962	104,285	14%	747,347
NOMI_HEALTH	3,899	643,053	85,375	12%	732,327
RCA LABORATORY SERVICES, LLC/GENETWORX		528,229	58,123	10%	586,352
PALM BEACH BALLPARK		440,889	49,072	10%	489,961
GENETWORX	661	390,596	33,005	8%	424,262
PWNHEALTH	2,529	371,288	50,033	12%	423,850
CDR MAGUIRE - HEALTH CARE CENTER		338,620	51,564	13%	390,184
IMPACT HEALTH BIOMETRIC TESTING, INC	1,056	244,308	29,114	11%	274,478
BPHL-JACKSONVILLE	18	211,080	35,981	15%	247,079
EAST FLORIDA STATE COLLEGE - BREVARD		212,886	26,986	11%	239,872
ADVENTHEALTH LAB	99	201,355	25,553	11%	227,007
BPHL-MIAMI	225	185,125	29,607	14%	214,957
FULGENT DIAGNOSTICS LABORATORY	4,256	186,169	21,388	10%	211,813
NOMI HEALTH LAB SERVICES		172,682	20,013	10%	192,695
MAKO GENOMICS	8,275	147,345	27,144	15%	182,764
AEGIS SCIENCES CORPORATION	1,526	153,621	23,279	13%	178,426
BAYCARE LABORATORIES LLC	701	156,080	12,845	8%	169,626
CB SMITH PARK		150,114	18,793	11%	168,907
MAYO CLINIC LABORATORIES	348	148,553	18,129	11%	167,030
MEMORIAL REGIONAL HOSPITAL SOUTH	31	132,723	26,192	16%	158,946
ORLANDO HEALTH SYSTEM	687	143,513	14,293	9%	158,493
ELABNETWORK	1,059	140,124	12,042	8%	153,225
ASCENSION SACRED HEART HOSPITAL - PENSACOLA	2	119,884	18,238	13%	138,124
BIOCOLLECTIONS WORLDWIDE, INC	782	123,070	14,014	10%	137,866
AKESOGEN		109,708	20,989	16%	130,697
TESTING MATTERS INC	1,541	107,075	20,161	16%	128,777
NORTHWEST LABORATORY	247	121,169	6,479	5%	127,895
BPHL-TAMPA (SPECTRUM BLVD)	46	100,118	18,382	16%	118,546
UF HEALTH MEDICAL LAB	33	106,461	9,935	9%	116,429
TAMPA GENERAL HOSPITAL	4	106,334	10,052	9%	116,390
ADVENT HEALTH LAB	112	101,258	13,955	12%	115,325
MEDICAL DIAGNOSTIC LABORATORIES	977	98,619	14,224	12%	113,820
BAPTIST HEALTH SOUTH FLORIDA	402	94,102	13,698	13%	108,202
DIATHERIX LABORATORIES (VRL EUROFINS)	1	93,233	13,641	13%	106,875
KORVALABS, INC	1,286	92,816	4,758	5%	98,860
SUNPATH MEDICAL DIAGNOSTICS LABORATORY	849	81,108	12,498	13%	94,455
LAKELAND REGIONAL MEDICAL CENTER	322	78,998	10,133	11%	89,453
ASCENSION ST VINCENT'S - RIVERSIDE	2	77,886	10,806	12%	88,694
JACKSON MEMORIAL HOSPITAL CLINICAL LAB	79	75,930	12,680	14%	88,689
SOUTH MIAMI HOSPITAL LAB	483	77,087	10,466	12%	88,036
MINUTECLINIC LLC		74,778	11,995	14%	86,773
INGENIOUS PERSONALIZED MEDICINE	301	68,336	13,313	16%	81,950

COVID-19: testing by laboratory

Data through May 21, 2021 verified as of May 22, 2021 at 09:25 AM

Data in this report are provisional and subject to change.

The numbers in the table below represent the number of Florida and non-Florida residents for whom test results were received by the Department of Health. A person can be tested by more than one laboratory and can have both positive and negative results. **Therefore, the sum of the numbers in each column will be larger than the total number of people tested.**

Reporting lab	Inconclusive	Negative	Positive	Percent positive	Total
UF HEALTH SHANDS HOSPITAL	554	70,223	4,959	7%	75,736
AMERICAN HEALTH ASSOCIATES	9	68,447	5,540	7%	73,996
APPLIED INGENUITY DIAGNOSTICS LLC		68,252	3,479	5%	71,731
AIT LABORATORIES		57,029	6,963	11%	63,992
BAPTIST HEALTH - JACKSONVILLE	4	58,694	4,307	7%	63,005
GENESIS REFERENCE LABORATORIES		55,926	5,562	9%	61,488
AMELIA EARHART		52,314	8,456	14%	60,770
ADVENTIST HEALTH SYSTEMS SUNBELT INC DBA		52,801	6,878	12%	59,679
SARASOTA MEMORIAL HOSPITAL MAIN LAB	12	52,978	4,286	7%	57,276
NICKLAUS CHILDREN'S HOSPITAL	75	50,548	6,054	11%	56,677
BROWARD GENERAL MEDICAL CENTER-CLINICAL LAB	2	50,232	5,354	10%	55,588
TALLAHASSEE MEMORIAL HOSPITAL	242	48,963	5,719	10%	54,924
ARUP LABORATORIES	16	50,119	2,926	6%	53,061
FLORIDA HOSPITAL - TAMPA	37	48,651	3,715	7%	52,403
MEDFAST URGENT CARE CENTERS, LLC	20	45,189	6,706	13%	51,915
DWIC OF TAMPA BAY INC		44,025	5,982	12%	50,007
INTEGRATED REGIONAL LABORATORIES LLP	16	42,932	5,939	12%	48,887
UNIVERSITY OF MIAMI HOSPITAL	170	42,132	4,072	9%	46,374
LEE HEALTH - CAPE CORAL HOSPITAL	3	39,943	6,232	13%	46,178
MILLENNIUM PHYSICIAN GROUP	17	38,541	7,554	16%	46,112
VIRACOR EUROFINS		36,111	9,851	21%	45,962
UF HEALTH JACKSONVILLE	62	40,172	4,446	10%	44,680
ECCO LAB GROUP CO	547	37,344	4,827	11%	42,718
MOUNT SINAI MEDICAL CENTER	18	36,372	3,750	9%	40,140
NORTH FLORIDA REGIONAL MEDICAL CENTER		35,689	3,829	10%	39,518
ST JOSEPHS HOSPITAL LABORATORY	23	35,178	4,302	11%	39,503
NIGHT LITE PEDIATRIC CENTER LLC		35,439	3,616	9%	39,055
BRANDON REGIONAL HOSPITAL		33,851	4,328	11%	38,179
GENESIS MEDICAL LABORATORY	479	31,248	5,333	14%	37,060
ORANGE COUNTY CONVENTION CENTER		33,330	3,724	10%	37,054
STS LAB 2 LLC	6	35,084	1,908	5%	36,998
WALGREENS	38	30,567	5,619	16%	36,224
MIAMI DADE COUNTY		32,091	3,527	10%	35,618
JUPITER MEDICAL CENTER LAB	88	32,018	3,022	9%	35,128
JFK MEDICAL CENTER LAB	1	30,613	3,763	11%	34,377
HOLY CROSS HOSPITAL CLINICAL LAB	1	30,929	2,805	8%	33,735
PALMETTO GENERAL HOSPITAL LAB	3	28,286	5,257	16%	33,546
WATSON CLINIC LLP		26,351	6,124	19%	32,475
AVENTUS BIO LABS	17	27,644	3,690	12%	31,351
CLEVELAND CLINIC TRADITION HOSPITAL		27,897	2,272	8%	30,169
CLEVELAND CLINIC HOSPITAL LAB	4	26,686	2,727	9%	29,417
INFINITY BIOLOGIX LLC (GINKO BIOWORKS)	118	27,262	1,258	4%	28,638
MALABAR MEDICAL WALK IN CLINIC	1	23,868	4,654	16%	28,523
HEALTHLINK DIAGNOSTIC LABORATORIES	302	25,449	2,503	9%	28,254

COVID-19: testing by laboratory

Data through May 21, 2021 verified as of May 22, 2021 at 09:25 AM

Data in this report are provisional and subject to change.

The numbers in the table below represent the number of Florida and non-Florida residents for whom test results were received by the Department of Health. A person can be tested by more than one laboratory and can have both positive and negative results. **Therefore, the sum of the numbers in each column will be larger than the total number of people tested.**

Reporting lab	Inconclusive	Negative	Positive	Percent positive	Total
MIAMI BEACH CONVENTION CENTER		26,105	2,111	7%	28,216
MORTON PLANT HOSPITAL-ADLER INSTITUTE	26	24,356	2,936	11%	27,318
ACCESS DX LABORATORY	234	24,800	2,165	8%	27,199
LAB DIAGNOSTICS LLC	407	20,285	5,409	21%	26,101
SAINT MARY'S MEDICAL CENTER	27	23,454	2,533	10%	26,014
UNITED CLINICAL LABORATORY LLC	3	22,960	2,817	11%	25,780
DRS CLACK SPENCER WHITE & MCCORMACK PA D/B/A		22,693	2,190	9%	24,883
BAYFRONT HEALTH - ST PETERSBURG	17	22,064	2,731	11%	24,812
PANCARE OF FLORIDA INC		21,404	2,575	11%	23,979
VISTA CLINICAL DIAGNOSTICS	495	19,917	2,284	10%	22,696
STATLAB_MOBILE	1	20,547	2,064	9%	22,612
NAPLES COMMUNITY HOSPITAL	76	20,107	2,084	9%	22,267
HOMESTEAD HOSPITAL CLINICAL LABORATORY	27	18,354	3,712	17%	22,093
PATIENTS FIRST LAKE ELLA MEDICAL CENTER PA		18,726	3,347	15%	22,073
CLARITY LAB SOLUTIONS	119	19,551	2,214	10%	21,884
LAWNWOOD REGIONAL MEDICAL CENTER	1	19,326	2,544	12%	21,871
LEESBURG REGIONAL MEDICAL CENTER		19,280	2,579	12%	21,859
SYNERGY DIAGNOSTIC LABORATORY	98	18,956	2,531	12%	21,585
NORTHWEST MEDICAL CENTER	1	18,915	2,513	12%	21,429
OSCEOLA REGIONAL MEDICAL CENTER	1	18,766	2,538	12%	21,305
MEMORIAL HOSPITAL JACKSONVILLE	8	17,960	2,946	14%	20,914
ADVENT HEALTH - DAYTONA BEACH	32	18,890	1,818	9%	20,740
EXACT SCIENCES LABORATORIES	1	18,177	2,309	11%	20,487
LABS ASAP LLC		18,748	1,708	8%	20,456
ORANGE PARK MEDICAL CENTER	9	17,266	2,933	15%	20,208
BETHESDA HOSPITAL EAST		18,320	1,737	9%	20,057
OAK HILL HOSPITAL		17,748	2,113	11%	19,861
DELRAY MEDICAL CENTER LAB	3	17,680	1,855	9%	19,538
MEMORIAL REGIONAL HOSPITAL CLINICAL LABORATORY	11	18,178	1,181	6%	19,370
MEDRITE MEDICAL CARE, PC	6,840	11,413	1,075	6%	19,328
NEMOURS CHILDRENS HOSPITAL	1	17,861	1,111	6%	18,973
INDIAN RIVER PATHOLOGY LLC		17,616	1,357	7%	18,973
BAPTIST HEALTH - SOUTH		17,523	1,372	7%	18,895
WEST KENDALL BAPTIST HOSPITAL	14	15,490	3,363	18%	18,867
ADVENTHEALTH CENTRA CARE LAKE BUENA VISTA		16,190	2,213	12%	18,403
LARGO MEDICAL CENTER		16,181	1,890	10%	18,071
WINTER HAVEN HOSPITAL CLINICAL LABORATORY	4	15,167	2,662	15%	17,833
MOLECULAR INFECTIOUS DISEASES	677	16,236	747	4%	17,660
MEDICAL CENTER OF TRINITY CLINICAL LABORATORY	2	15,888	1,756	10%	17,646
PALMS WEST HOSPITAL LAB	2	15,361	2,232	13%	17,595
HEALTH CENTER AT SINAI RESIDENCES		16,924	506	3%	17,430
NATIONWIDE LABORATORY SERVICES INC	568	14,751	1,911	11%	17,230
BIOCERNA LABS	461	14,582	2,112	12%	17,155
ACCESS MEDICAL LABORATORIES	4	8,765	8,336	49%	17,105
THE HEALTHCARE DISTRICT OF PALM BEACH COUNTY	51	14,633	2,063	12%	16,747

COVID-19: testing by laboratory

Data through May 21, 2021 verified as of May 22, 2021 at 09:25 AM

Data in this report are provisional and subject to change.

The numbers in the table below represent the number of Florida and non-Florida residents for whom test results were received by the Department of Health. A person can be tested by more than one laboratory and can have both positive and negative results. **Therefore, the sum of the numbers in each column will be larger than the total number of people tested.**

Reporting lab	Inconclusive	Negative	Positive	Percent positive	Total
FULGENT DIAGNOSTICS	172	15,555	1,009	6%	16,736
UHEALTH CORAL GABLES/LENNAR MED CTR	55	15,569	1,108	7%	16,732
MERCY HOSPITAL A CAMPUS OF PLANTATION GEN HOSP LAB	1	14,320	2,402	14%	16,723
LEE DAVIS COMMUNITY RESOURCE CENTER		14,334	2,368	14%	16,702
LEE HEALTH - LEE MEMORIAL HOSPITAL		12,821	3,849	23%	16,670
BAPTIST HEALTHCARE - BAPTIST HOSPITAL	6	13,286	3,359	20%	16,651
WESTSIDE REGIONAL MED CTR	2	14,096	2,321	14%	16,419
WEST FLORIDA HOSPITAL LAB	2	13,178	3,231	20%	16,411
GOOD SAMARITAN MEDICAL CENTER LAB	2	14,327	2,008	12%	16,337
REGIONAL MEDCIAL CENTER BAYONET POINT	2	14,969	1,310	8%	16,281
WELLINGTON REGIONAL MED CTR LAB	6	14,468	1,798	11%	16,272
PRIVA PATH LABS	83	15,139	1,026	6%	16,248
THE VILLAGES REGIONAL HOSPITAL		14,139	1,464	9%	15,603
GULF COAST MEDICAL CENTER MICROLAB		12,267	3,225	21%	15,492
AVENTURA HOSPITAL LAB		12,631	2,760	18%	15,391
CORAL GABLES HOSPITAL CLINICAL LABORATORY		13,077	2,162	14%	15,239
CARDIOPATH	84	13,162	1,933	13%	15,179
CAPITAL REGIONAL MEDICAL CTR		12,365	2,597	17%	14,962
BAPTIST HEALTH SOUTH FLORIDA - WEST KENDALL URGENT CARE		12,444	2,401	16%	14,845
PRECISION HEALTH RESOURCES LLC		13,798	967	7%	14,765
NONA SCIENTIFIC	5	11,556	3,194	22%	14,755
BLAKE MEDICAL CENTER		13,016	1,682	11%	14,698
WEST BOCA MEDICAL CENTER LAB		13,622	1,035	7%	14,657
INDIAN RIVER MEDICAL CENTER LAB		13,669	852	6%	14,521
HALIFAX MEDICAL CENTER LAB	40	12,345	2,095	14%	14,480
LEE HEALTH - HEALTH PARK MEDICAL CENTER		12,255	2,209	15%	14,464
MANATEE MEMORIAL HOSPITAL		13,125	1,191	8%	14,316
FAU		12,946	1,161	8%	14,107
CernerELR_Advent		12,344	1,643	12%	13,987
PALM BEACH GARDENS MEDICAL CTR LAB		12,640	1,338	10%	13,978
PHYSICIANS REGIONAL MEDICAL CENTER - PINE RIDGE RD	1	12,654	1,322	9%	13,977
ST ANTHONY'S HOSPITAL LAB	30	12,135	1,683	12%	13,848
PLANTATION GENERAL HOSPITAL		11,698	2,049	15%	13,747
LAKE CITY MEDICAL CENTER		11,175	2,380	18%	13,555
ST JOSEPHS HOSPITAL	18	11,369	1,934	15%	13,321
FLORIDA HOSPITAL HEARTLAND MED CTR CLINICAL LAB	33	11,617	1,612	12%	13,262
FLORIDA MEDICAL CENTER - A CAMPUS OF NORTH SHORE	2	11,551	1,546	12%	13,099
FLORIDA LABORATORY ANALYSIS		11,458	1,586	12%	13,044
ADVENTHEALTH CENTRA CARE WATERFORD LAKES		10,926	2,117	16%	13,043
LARKIN COMMUNITY HOSPITAL	10	11,239	1,593	12%	12,842
PATHNOSTICS	47	10,297	2,484	19%	12,828
GENOVA DIAGNOSTICS LABORATORY	70	11,601	1,145	9%	12,816
CENTRAL FLORIDA REGIONAL HOSPITAL		11,496	1,319	10%	12,815
JOHNS HOPKINS ALL CHILDREN'S HOSPITAL		11,914	749	6%	12,663
ADVENT HEALTH - WESLEY CHAPEL	14	11,407	1,165	9%	12,586
DOCTORS HOSPITAL	7	10,618	1,902	15%	12,527
NORTHSIDE HOSPITAL AND HEART INSTITUTE		11,328	1,175	9%	12,503

COVID-19: testing by laboratory

Data through May 21, 2021 verified as of May 22, 2021 at 09:25 AM

Data in this report are provisional and subject to change.

The numbers in the table below represent the number of Florida and non-Florida residents for whom test results were received by the Department of Health. A person can be tested by more than one laboratory and can have both positive and negative results. **Therefore, the sum of the numbers in each column will be larger than the total number of people tested.**

Reporting lab	Inconclusive	Negative	Positive	Percent positive	Total
EXPRESS GENE MOLECULAR DIAGNOSTICS LABORATORY	1	10,847	1,595	13%	12,443
MEASE COUNTRYSIDE LAB	14	10,965	1,350	11%	12,329
HEALTHQUEST ESOTERICS		10,606	1,676	14%	12,282
CORAL SPRINGS MED CTR		11,095	1,187	10%	12,282
VIKOR SCIENTIFIC	49	10,258	1,904	16%	12,211
FLORIDA HOSPITAL DELAND	10	10,734	1,432	12%	12,176
COAST DIAGNOSTICS LLC	54	10,799	1,291	11%	12,144
BINAXNOW	10	9,185	2,942	24%	12,137
ADVENTHEALTH CENTRA CARE ST CLOUD	1	10,402	1,730	14%	12,133
LAKE CITY HM		11,145	988	8%	12,133
BAPTIST HEALTH SOUTH FLORIDA - COUNTRY WALK URGENT CARE		10,038	2,051	17%	12,089
PWN HEALTH	17	9,962	2,089	17%	12,068
FLORIDA HOSPITAL WATERMAN LABORATORY	70	10,997	865	7%	11,932
WEST PALM HOSPITAL LAB		10,961	879	7%	11,840
AMERICAN FAMILY CARE	1	7,265	4,552	39%	11,818
SARKIS CLINICAL TRIALS	25	10,386	1,399	12%	11,810
GENE BY GENE, GENOMICS RESEARCH CENTER LAB	44	10,989	712	6%	11,745
ST MARKS HOSPITAL LABORATORY B	78	10,627	1,002	9%	11,707
LEON MEDICAL CENTERS LLC		9,297	2,264	20%	11,561
SYNERGY LABORATORIES	37	10,258	1,235	11%	11,530
H LEE MOFFITT CANCER CENTER LABORATORY	5	11,205	297	3%	11,507
FLORIDA HOSPITAL FLAGLER	29	10,397	1,017	9%	11,443
NCF DIAGNOSTICS & DNA TECHNOLOGIES LAB	276	10,328	581	5%	11,185
FLORIDA HOSPITAL OCALA		10,015	1,162	10%	11,177
OCALA REGIONAL MEDICAL CENTER		9,725	1,307	12%	11,032
MEDARBOR DIAGNOSTICS	1	9,840	1,162	11%	11,003
NCH DOWNTOWN NAPLES HOSPITAL	18	10,029	858	8%	10,905
BROWARD HEALTH NORTH CLINICAL LABORATORY		9,715	1,180	11%	10,895
INDIAN RIVER MEDICAL CENTER		9,627	1,164	11%	10,791
LABSTAT LLC	30	10,252	494	5%	10,776
FLORIDA HOSPITAL OF CARROLLWOOD	23	9,110	1,507	14%	10,640
LEE HEALTH CONVENIENT CARE - PAGE FIELD		9,518	1,107	10%	10,625
NORTH SHORE MEDICAL CENTER		8,883	1,714	16%	10,597
ADVENTHEALTH CENTRA CARE CLERMONT		9,114	1,461	14%	10,575
NCH NORTH NAPLES HOSPITAL	10	9,524	956	9%	10,490
LEE HEALTH - GULF COAST MEDICAL CENTER	2	8,609	1,840	18%	10,451
FIRST CHOICE LABORATORY LLC	112	9,710	622	6%	10,444
LARKIN COMMUNITY HOSPITAL INC DBA CARDIOTROPIC		6,819	3,619	35%	10,438
MINUTECLINIC LLC		9,010	1,425	14%	10,435
AVECINA MEDICAL	4	6,210	4,197	40%	10,411
SANTA ROSA MEDICAL CENTER	2	8,749	1,581	15%	10,332
FLORIDA HOSPITAL ZEPHYRHILLS	10	9,167	1,147	11%	10,324
ADVENTHEALTH CENTRA CARE UNIVERSITY	1	9,017	1,208	12%	10,226
PARAMOUNT URGENT CARE	4	6,570	3,641	36%	10,215
ANNE BATES LEACH EYE HOSPITAL/ ABLEH MICROBIOLOGY LABORATORY	9	10,062	135	1%	10,206
BAPTIST HEALTH - BEACHES		9,467	703	7%	10,170
ST LUCIE MEDICAL CENTER		8,419	1,725	17%	10,144

COVID-19: testing by laboratory

Data through May 21, 2021 verified as of May 22, 2021 at 09:25 AM

Data in this report are provisional and subject to change.

The numbers in the table below represent the number of Florida and non-Florida residents for whom test results were received by the Department of Health. A person can be tested by more than one laboratory and can have both positive and negative results. **Therefore, the sum of the numbers in each column will be larger than the total number of people tested.**

Reporting lab	Inconclusive	Negative	Positive	Percent positive	Total
ADVENTHEALTH CENTRA CARE WINTER GARDEN	1	8,915	1,151	11%	10,067
ADVENTHEALTH CENTRA CARE WINTER PARK		8,991	1,050	10%	10,041
P4 CLINICAL, LLC	205	8,838	997	10%	10,040
CLEVELAND CLINIC MARTIN NORTH HOSPITAL		8,839	1,028	10%	9,867
SRQ DRIVE THROUGH☐		8,944	905	9%	9,849
MEMORIAL HOSPITAL WEST LABORATORY SERVICES	15	8,934	841	9%	9,790
CLEVELAND CLINIC MARTIN SOUTH HOSPITAL	1	8,734	1,006	10%	9,741
AVECINA	20	9,009	706	7%	9,735
MEMORIAL HOSPITAL MICRO		9,087	615	6%	9,702
BOSTON HEART DIAGNOSTICS CORP		8,479	1,219	13%	9,698
BAPTIST HEALTH SOUTH FLORIDA - MIAMI LAKES URGENT CARE		7,639	2,032	21%	9,671
ADVENTHEALTH CENTRA CARE LAKELAND	1	8,326	1,336	14%	9,663
PALM BEACH BALL PARK		8,608	1,040	11%	9,648
UNIVERSITY HOSPITAL AND MEDICAL CENTER		8,148	1,455	15%	9,603
SOUTH BAY HOSPITAL CLINICAL LAB	1	8,402	983	10%	9,386
BAYCARE COMMUNITY HEALTH		9,079	199	2%	9,278
ADVENTHEALTH CENTRA CARE HUNTERS CREEK	3	8,040	1,207	13%	9,250
INFORM DIAGNOSTICS, INC		8,693	532	6%	9,225
QDX PATHOLOGY SERVICES	2	8,778	427	5%	9,207
ADVENTHEALTH CENTRA CARE LEE ROAD		8,182	983	11%	9,165
WEST MARION COMMUINITY HOSPITAL LAB		7,692	1,429	16%	9,121
POINCIANA MEDICAL CENTER		7,215	1,900	21%	9,115
BAYFRONT HEALTH - PORT CHARLOTTE		8,382	683	8%	9,065
ADVENTHEALTH CENTRA CARE SANFORD		7,926	1,128	12%	9,054
FLORIDA HOSPITAL FISH MEMORIAL	19	7,660	1,317	15%	8,996
CERNERELR_BAYCARE	43	8,320	616	7%	8,979
ADVENTHEALTH EXPRESS CARE		7,427	1,520	17%	8,947
KD MEDICAL CHOICE LLC	5	8,137	774	9%	8,916
LAKEWOOD RANCH MEDICAL CENTER		8,213	692	8%	8,905
MINUTECLINIC LLC #1067		7,485	1,210	14%	8,695
MORTON PLANT-MEASE	5	7,819	859	10%	8,683
EGLIN AIR FORCE BASE	14	6,828	1,804	21%	8,646
ISPM LABS, LLC DBA CAPSTONE DIAGNOSTICS, LLC		8,219	406	5%	8,625
ADVENTHEALTH CENTRA CARE APOPKA	1	7,382	1,228	14%	8,611
ATLANTIS URGENT CARE	12	6,771	1,806	21%	8,589
ADVENTHEALTH CENTRA CARE LAKE MARY	2	7,481	1,093	13%	8,576
ADVENTHEALTH CENTRA CARE DR PHILLIPS		7,682	856	10%	8,538
EMERALD COAST URGENT CARE		6,712	1,761	21%	8,473
ADVENTHEALTH CENTRA CARE MOUNT DORA		7,216	1,251	15%	8,467
HIALEAH HOSPITAL	4	6,622	1,834	22%	8,460
ARCPPOINT LABS OF FORT MYERS	5	7,457	966	11%	8,428
ADVENTIST HEALTH SYSTEMS, SUNBELT INC		7,267	1,159	14%	8,426
BAPTIST HEALTH SOUTH FLORIDA - WESTCHESTER URGENT CARE		6,975	1,449	17%	8,424
WELLINGTON REGIONAL MEDICAL CENTER		7,767	654	8%	8,421
SPORTS DRUG TESTING LABORATORY	171	8,001	235	3%	8,407
GENOSUR LLC	27	8,264	102	1%	8,393
ADVENTHEALTH CENTRA CARE KISSIMMEE		7,501	870	10%	8,371

COVID-19: testing by laboratory

Data through May 21, 2021 verified as of May 22, 2021 at 09:25 AM

Data in this report are provisional and subject to change.

The numbers in the table below represent the number of Florida and non-Florida residents for whom test results were received by the Department of Health. A person can be tested by more than one laboratory and can have both positive and negative results. **Therefore, the sum of the numbers in each column will be larger than the total number of people tested.**

Reporting lab	Inconclusive	Negative	Positive	Percent positive	Total
AVECINA MEDICAL OAKLEAF	3	6,977	1,330	16%	8,310
HOLMES REG MED CENTER CLINICAL LAB		7,381	832	10%	8,213
CERNERELR_BAPTISTMIAMI	31	7,313	862	11%	8,206
BAPTIST HEALTH SOUTH FLORIDA - DORAL URGENT CARE		6,610	1,568	19%	8,178
OVIEDO MEDICAL CENTER		7,307	821	10%	8,128
PARAMOUNT URGENT CARE INC	1	5,467	2,659	33%	8,127
EMPIRE CITY LABORATORIES INC	102	6,846	1,116	14%	8,064
MINUTECLINIC LLC #8396		6,813	1,187	15%	8,000
BAPTIST HEALTH - NASSAU		7,586	383	5%	7,969
ADVENTHEALTH CENTRA CARE ALTAMONTE		6,878	981	12%	7,859
SPECTOR SCIENTIFIC LAB	22	6,678	1,140	15%	7,840
DYNIX DIAGNOSTIX		7,084	754	10%	7,838
MINUTECLINIC		6,711	1,117	14%	7,828
PHARMCO RX	2	7,457	356	5%	7,815
COMMUNITY HEALTH CENTERS OF PINELLAS INC	2	6,354	1,423	18%	7,779
MEDEXPRESS URGENT CARE OF BOYNTON BEACH LLC		7,090	633	8%	7,723
ST PETERSBURG GENERAL HOSPITAL		6,612	1,088	14%	7,700
MINUTE CLINIC LLC		6,741	933	12%	7,674
SUNCOAST PATHOLOGY ASSOCIATES		7,038	628	8%	7,666
IMPERIAL POINT MEDICAL CENTER		6,995	659	9%	7,654
MEDEXPRESS URGENT CARE HUDSON		6,544	1,054	14%	7,598
ADVENT HEALTH - HEART OF FLORIDA ER	1	6,591	990	13%	7,582
NCH NORTH NAPLES HOSPITAL LAB	15	6,733	833	11%	7,581
MEDEXPRESS URGENT CARE	2	5,270	2,269	30%	7,541
ADVENTHEALTH CENTRA CARE AZALEA PARK		6,370	1,067	14%	7,437
HOLIDAY CVS LLC		6,872	408	6%	7,280
AHCC WESLEY CHAPEL		6,436	842	12%	7,278
ST JOSEPHS NORTH HOSPITAL LAB	7	6,209	1,047	14%	7,263
MINUTECLINIC LLC #3703		5,887	1,335	18%	7,222
AVERO DIAGNOSTICS - IRVING	11	6,728	478	7%	7,217
ADVENTHEALTH CENTRA CARE OVIEDO		6,205	996	14%	7,201
UNKNOWN	7	3,650	3,527	49%	7,184
CLINICAL REFERENCE LABORATORY	2	6,779	372	5%	7,153
ACUTIS DIAGNOSTICS	171	5,810	1,162	16%	7,143
FORT WALTON BEACH MEDICAL CENTER		6,151	954	13%	7,105
FLORIDA FAMILY LABORATORY, INC DBA	66	6,514	502	7%	7,082
FLORIDA COMMUNITY HEALTH CENTER		5,687	1,344	19%	7,031
FLORIDA HOSPITAL NORTH PINELLAS	11	6,406	545	8%	6,962
ANGEL KIDS PEDIATRICS		6,574	365	5%	6,939
SOLARIS DIAGNOSTICS	11	6,299	615	9%	6,925
RAULERSON HOSPITAL		6,020	903	13%	6,923
MEDCOMP SCIENCES LLC	145	4,585	2,134	31%	6,864
LUMINUS DIAGNOSTICS		6,286	562	8%	6,848
DOCTORS URGENT CARE LLC	1	5,518	1,202	18%	6,721
MEDIPATH LLC		6,092	611	9%	6,703
VISTA CLINICAL	8	3,925	2,743	41%	6,676
LABORATORY OF FLORIDA LLC	41	6,029	585	9%	6,655

COVID-19: testing by laboratory

Data through May 21, 2021 verified as of May 22, 2021 at 09:25 AM

Data in this report are provisional and subject to change.

The numbers in the table below represent the number of Florida and non-Florida residents for whom test results were received by the Department of Health. A person can be tested by more than one laboratory and can have both positive and negative results. **Therefore, the sum of the numbers in each column will be larger than the total number of people tested.**

Reporting lab	Inconclusive	Negative	Positive	Percent positive	Total
PEDIATRIC HEALTH CARE ALLIANCE PA		6,124	516	8%	6,640
PUTNAM COMMUNITY MEDICAL CENTER		5,797	814	12%	6,611
MICROGEN DX	4	5,839	733	11%	6,576
ADVENTHEALTH CENTRA CARE LONGWOOD	1	5,728	841	13%	6,570
ADVENTHEALTH CENTRA CARE PORT ORANGE		5,564	995	15%	6,559
ADVENTHEALTH CENTRA CARE SOUTH ORANGE		5,639	907	14%	6,546
ADVENTHEALTH CENTRA CARE ORANGE LAKE		5,694	810	12%	6,504
BAPTIST HEALTH SOUTH FLORIDA - PEMBROKE PINES URGENT CARE		5,393	1,102	17%	6,495
NORTHWEST FLORIDA COMMUNITY HOSPITAL	47	4,916	1,487	23%	6,450
SOUTH FLORIDA BAPTIST HOSPITAL MICRO	4	5,341	1,087	17%	6,432
DOCTORS URGENT CARE OF LUTZ LLC	1	5,234	1,184	18%	6,419
URGENT CARE OF THE PALM BEACHES		5,366	1,048	16%	6,414
ADVENTHEALTH CENTRA CARE SAND LAKE		5,662	700	11%	6,362
PRO CLINIC		5,239	1,103	17%	6,342
MEDEXPRESS URGENT CARE - GOLDEN GATE		5,563	776	12%	6,339
COASTAL MED URGENT CARE		4,653	1,614	26%	6,267
BAPTIST HEALTH - NORTH		5,017	1,190	19%	6,207
HEALTH FIRST ADVENTHEALTH CENTRA CARE - TITUSVILLE		5,227	927	15%	6,154
ADVENTHEALTH CENTRA CARE LEESBURG		5,065	1,083	18%	6,148
MEDEXPRESS URGENT CARE - ROYAL PALM BEACH		5,470	674	11%	6,144
ALTRU DIAGNOSTICS INC	5	5,830	301	5%	6,136
MINUTECLINIC LLC # 0709		5,174	942	15%	6,116
MEDEXPRESS URGENT CARE - ESTERO		5,461	651	11%	6,112
ADVENTHEALTH CENTRA CARE WINTER HAVEN	1	4,691	1,298	22%	5,990
PALMS OF PASADENA HOSPITAL		5,378	595	10%	5,973
BAPTIST HEALTH SOUTH FLORIDA - KENDALE LAKES URGENT CARE		4,833	1,101	19%	5,934
BAYFRONT HEALTH - VENICE REGIONAL MEDICAL	1	5,374	537	9%	5,912
PARAMOUNT URGENT CARE - WINDERMERE	3	4,007	1,863	32%	5,873
WESTCHESTER HOSPITAL	23	4,825	1,021	17%	5,869
URGENT CARE CURE	2	5,001	798	14%	5,801
TALLAHASSEE PRIMARY CARE ASSOCIATES		5,160	632	11%	5,792
DOCTORS HOSPITAL OF SARASOTA CLINICAL LABORATORY		5,062	727	13%	5,789
THE CENTER FOR URGENT CARE	3	4,865	913	16%	5,781
HEALTH FIRST ADVENTHEALTH CENTRA CARE GATEWAY	1	5,174	578	10%	5,753
MEDICAL DNA LABS LLC	3	5,237	502	9%	5,742
MEDEXPRESS URGENT CARE PALM BEACH GARDENS		5,200	541	9%	5,741
SUNRISE MEDICAL LABORATORIES	2	5,311	411	7%	5,724
HIGHLANDS REGIONAL MEDICAL CENTER		4,834	887	16%	5,721
BAPTIST HEALTH SOUTH FLORIDA - TAMiami TRAIL URGENT CARE		4,602	1,095	19%	5,697
MEDEXPRESS URGENT CARE - LAKELAND		4,981	699	12%	5,680
ESCAMBIA COMMUNITY CLINICS INC	8	4,319	1,347	24%	5,674
MINUTECLINIC LLC #3662		4,823	805	14%	5,628
BAPTIST HEALTH SOUTH FLORIDA - CORAL SPRINGS URGENT CARE		4,819	794	14%	5,613
BAYFRONT HEALTH - SEVEN RIVERS		5,115	483	9%	5,598
MINUTECLINIC LLC # 3930		4,798	744	13%	5,542
QUICK CARE MED PL	2	4,683	825	15%	5,510
MINUTECLINIC LLC #3463		4,606	861	16%	5,467

COVID-19: testing by laboratory

Data through May 21, 2021 verified as of May 22, 2021 at 09:25 AM

Data in this report are provisional and subject to change.

The numbers in the table below represent the number of Florida and non-Florida residents for whom test results were received by the Department of Health. A person can be tested by more than one laboratory and can have both positive and negative results. **Therefore, the sum of the numbers in each column will be larger than the total number of people tested.**

Reporting lab	Inconclusive	Negative	Positive	Percent positive	Total
BAYFRONT HEALTH - BROOKSVILLE		4,890	572	10%	5,462
MINUTECLINIC LLC #1771		4,639	814	15%	5,453
TROPICANA FIELD - LOT 2□	19	4,935	495	9%	5,449
ADVENTHEALTH PROMPT CARE	2	4,026	1,377	25%	5,405
BAYFRONT HEALTH - SPRING HILL		4,951	446	8%	5,397
BAPTIST HEALTH SOUTH FLORIDA - PINECREST URGENT CARE		4,624	763	14%	5,387
BETHESDA HOSPITAL WEST		4,830	538	10%	5,368
BAPTIST HEALTH SOUTH FLORIDA - CORAL GABLES URGENT CARE		4,460	885	17%	5,345
VENTURE MEDICAL OF FLORIDA LLC		4,897	434	8%	5,331
MINUTECLINIC LLC #7225		4,548	774	15%	5,322
BAYFRONTVENICEREGIONAL		5,127	173	3%	5,300
BAPTIST HEALTH SOUTH FLORIDA - PALMETTO BAY URGENT CARE		4,455	842	16%	5,297
MARTIN HOSPITAL SOUTH LAB		4,966	293	6%	5,259
BAPTIST HEALTH SOUTH FLORIDA - CORAL GABLES (UNIVERSITY) URGENT CARE		4,524	726	14%	5,250
FLAGLER HOSPITAL LABORATORY	8	4,046	1,153	22%	5,207
MINUTECLINIC LLC # 0514		4,558	626	12%	5,184
MINUTECLINIC LLC #5253		4,316	861	17%	5,177
TRINITY SPRINGS		4,436	729	14%	5,165
BAYFRONT HEALTH - PUNTA GORDA		4,773	388	8%	5,161
MINUTECLINIC LLC 5852		4,450	676	13%	5,126
MEASE DUNEDIN HOSPITAL	5	4,573	543	11%	5,121
MINUTECLINIC LLC #3631		4,390	722	14%	5,112
ASCENSION SACRED HEART - EMERALD COAST		4,282	800	16%	5,082
ADVENTHEALTH CENTRA CARE COLONIAL TOWN	2	4,505	555	11%	5,062
MINUTECLINIC LLC #3291		4,350	695	14%	5,045
DESOTO MEMORIAL HOSPITAL	3	4,210	831	16%	5,044
MINUTECLINIC LLC #5249		4,099	875	18%	4,974
PREMIER URGENT CARE OF BREVARD LLC	4	4,361	599	12%	4,964
MEDEXPRESS URGENT CARE CAPE CORAL		4,243	702	14%	4,945
ADVENTIST HEALTH SYSTEMS SUNBELT IN DBA		4,345	568	12%	4,913
CARENOW URGENT CARE	2	3,294	1,599	33%	4,895
ENGLEWOOD COMMUNITY HOSPITAL		4,476	417	9%	4,893
MINUTECLINIC LLC #3814		4,184	693	14%	4,877
MINUTECLINIC LLC #5190		4,045	816	17%	4,861
MINUTECLINIC LLC #7887		4,325	535	11%	4,860
MINUTECLINIC LLC #5854		4,049	799	16%	4,848
MEMORIAL HOSPITAL- MIRAMAR	12	4,486	334	7%	4,832
PALMS MEDICAL GROUP	5	3,358	1,454	30%	4,817
TWIN CITIES HOSPITAL	1	4,266	543	11%	4,810
STEWART ROCKLEDGE HOSPITAL	8	4,334	465	10%	4,807
PHYSICIANS REGIONAL MEDICAL CENTER - COLLIER BLVD	1	3,855	936	20%	4,792
SCION LAB SERVICES LLC	26	4,362	373	8%	4,761
LAKESIDE MEDICAL CENTER		3,860	885	19%	4,745
MINUTECLINIC LLC # 3686		4,040	678	14%	4,718
MOFFITT CANCER CENTER	6	4,598	106	2%	4,710
US BIOTEK LABORATORIES	15	4,325	370	8%	4,710
MEDEXPRESS URGENT CARE LEHIGH ACRES		4,016	631	14%	4,647

COVID-19: testing by laboratory

Data through May 21, 2021 verified as of May 22, 2021 at 09:25 AM

Data in this report are provisional and subject to change.

The numbers in the table below represent the number of Florida and non-Florida residents for whom test results were received by the Department of Health. A person can be tested by more than one laboratory and can have both positive and negative results. **Therefore, the sum of the numbers in each column will be larger than the total number of people tested.**

Reporting lab	Inconclusive	Negative	Positive	Percent positive	Total
HOLIDAY CVS LLC DBA CVS PHARMACY #5154		4,513	123	3%	4,636
NIGHT LITE PEDIATRICS	4	3,347	1,264	27%	4,615
ADVENT HEALTH - NEW SMYRNA		3,925	687	15%	4,612
PREMIER MEDICAL	2	4,494	95	2%	4,591
MINUTECLINIC LLC #4458		3,885	705	15%	4,590
EXACT SCIENCES LABORATORIES, LLC		4,209	363	8%	4,572
MINUTECLINIC LLC #7886		3,973	591	13%	4,564
MARION E FETHER MEDICAL CENTER, THE		4,136	416	9%	4,552
ACCU REFERENCE MEDICAL LAB	9	3,723	810	18%	4,542
MINUTECLINIC LLC #4201		3,959	544	12%	4,503
GENESIS DIAGNOSTICS		4,233	255	6%	4,488
LOWER KEYS MEDICAL CENTER		4,160	328	7%	4,488
AMELIA URGENT CARE		2,786	1,681	38%	4,467
AFC PHYSICIANS OF FLORIDA		3,507	945	21%	4,452
BAYA PHARMACY & URGENT CARE		3,285	1,132	26%	4,417
MINUTECLINIC LLC #1807		3,732	685	16%	4,417
DOCTORS TEST CENTERS		3,920	494	11%	4,414
MINUTECLINIC LLC #3257		3,734	679	15%	4,413
MINUTECLINIC, LLC #3204		3,686	688	16%	4,374
ADVENTHEALTH CENTRA CARE		3,872	481	11%	4,353
MINUTECLINIC LLC #4415		3,706	638	15%	4,344
ST. LUCIE MEDICAL CTR.		4,254	57	1%	4,311
MINUTECLINIC, LLC (CLINIC 10699)		3,815	493	11%	4,308
VA PAIN CLINIC	10	4,123	159	4%	4,292
MINUTECLINIC LLC #5214		3,691	580	14%	4,271
MINUTECLINIC LLC #5924		3,716	535	13%	4,251
MINUTECLINIC LLC # 3579		3,558	681	16%	4,239
PARAMOUNT URGENT CARE - ORLANDO		3,089	1,128	27%	4,217
VITRO MOLECULAR LABORATORIES	50	3,826	329	8%	4,205
MINUTECLINIC LLC #3748		3,429	722	17%	4,151
BAPTIST HEALTH SOUTH FLORIDA - DAVIE URGENT CARE		3,411	739	18%	4,150
MINUTECLINIC, LLC #5817		3,472	663	16%	4,135
MINUTECLINIC LLC #7973		3,573	559	14%	4,132
NIGHT LITE PEDIATRICS URGENT CARE	1	3,421	649	16%	4,071
PROHEALTH	3	2,444	1,620	40%	4,067
MINUTECLINIC LLC # 7933		3,626	440	11%	4,066
PRECISION HEALTH SOLUTIONS		3,877	189	5%	4,066
MINUTECLINIC LLC #3003		3,381	682	17%	4,063
MINUTECLINIC, LLC #4015		3,288	772	19%	4,060
MINUTECLINIC LLC #3255		3,616	443	11%	4,059
ADVENTHEALTH CENTRA CARE KIDS LAKE MARY		3,758	300	7%	4,058
MINUTECLINIC LLC #1055		3,345	707	17%	4,052
MINUTECLINIC LLC #7173		3,530	520	13%	4,050
PARAMOUNT URGENT CARE - OVIEDO		3,085	960	24%	4,045
BAPTIST HEALTH SOUTH FLORIDA - WESTON URGENT CARE		3,500	533	13%	4,033
MINUTECLINIC LLC #5216		3,466	520	13%	3,986
MEDONE PLLC		3,056	905	23%	3,961

COVID-19: testing by laboratory

Data through May 21, 2021 verified as of May 22, 2021 at 09:25 AM

Data in this report are provisional and subject to change.

The numbers in the table below represent the number of Florida and non-Florida residents for whom test results were received by the Department of Health. A person can be tested by more than one laboratory and can have both positive and negative results. **Therefore, the sum of the numbers in each column will be larger than the total number of people tested.**

Reporting lab	Inconclusive	Negative	Positive	Percent positive	Total
ADVENT HEALTH CENTRA CARE -WINTER PARK KIDS URGENT CARE	4	3,648	304	8%	3,956
BARTOW REGIONAL MEDICAL CENTER	1	3,331	620	16%	3,952
HEALTH FIRST ADVENTHEALTH CENTRA CARE COCOA		3,560	388	10%	3,948
MINUTECLINIC LLC #3705		3,492	435	11%	3,927
MINUTECLINIC LLC #6007		3,399	509	13%	3,908
HEALTH FIRST ADVENTHEALTH CENTRA CARE MALABAR		3,518	376	10%	3,894
MEDEXPRESS URGENT CARE - VERO BEACH		3,400	491	13%	3,891
WALGREEN CO	2	3,452	436	11%	3,890
PHYSICIANS PRIMARY CARE	2	3,537	344	9%	3,883
MC DIAGNOSTIC OF CONNECTICUT, PC #2220		3,328	533	14%	3,861
MINUTECLINIC LLC #3654		3,263	594	15%	3,857
BRASHEAR'S VITAL CARE CORP		3,055	795	21%	3,850
SIPARADIGM LLC	59	3,507	265	7%	3,831
LAKELAND REGIONAL HEALTH PABLO		3,386	440	12%	3,826
MEDEXPRESS URGENT CARE - DELAND		3,383	440	12%	3,823
HEALTH CARE DISTRICT OF PALM BEACH COUNTY	2	3,515	271	7%	3,788
BAPTIST HEALTH SOUTH FLORIDA - BRICKELL URGENT CARE		3,142	637	17%	3,779
BAPTIST HEALTH - CLAY		3,304	454	12%	3,758
MINUTECLINIC, LLC # 4469		3,330	418	11%	3,748
MINUTECLINIC LLC #1350		3,331	413	11%	3,744
MINUTECLINIC LLC #1821		3,340	404	11%	3,744
MINUTECLINIC LLC #3285		3,290	435	12%	3,725
BMCT Molecular Diagnostics Subsection		3,165	559	15%	3,724
BAPTIST HEALTH EMERGENCY CENTER COUNTRY WALK	1	3,178	544	15%	3,723
MINUTECLINIC LLC #476		3,241	482	13%	3,723
MINUTECLINIC LLC #8381		3,232	463	13%	3,695
VERILY LIFE SCIENCES	3	3,613	75	2%	3,691
BAPTIST HEALTH URGENT CARE AT SAWGRASS		3,078	608	16%	3,686
MINUTECLINIC LLC #3648		3,015	651	18%	3,666
MINUTECLINIC LLC #5157		3,231	426	12%	3,657
MINUTECLINIC LLC #4612		3,031	611	17%	3,642
CLARITY LAB SOLUTIONS LLC		3,608	4	0%	3,612
PRIMEHEALTH URGENT CARE INC		3,089	519	14%	3,608
MINUTECLINIC LLC #4024		3,161	438	12%	3,599
ADVENTHEALTH CENTRA CARE CONWAY		3,054	527	15%	3,581
MIDWAY SPECIALTY CARE CENTER DIAGNOSTICS	38	3,265	241	7%	3,544
MINUTECLINIC LLC #3635		3,054	453	13%	3,507
MARINERS HOSPITAL	1	3,146	314	9%	3,461
GESSLER CLINIC	2	2,425	1,022	30%	3,449
MEDEXPRESS FORT MYERS		2,984	417	12%	3,401
IMMOKALEE CHD		3,155	234	7%	3,389
BAPTIST HEALTH - OAKLEAF		2,868	520	15%	3,388
MEMORIAL HOSPITAL PEMBROKE	3	3,003	379	11%	3,385
MEDIQUICK URGENT CARE CENTERS INC		2,625	750	22%	3,375
ADVENT HEALTH - DADE CITY		2,959	396	12%	3,355
ACCESS POINT HEALTHCARE URGENT & PRIMARY CARE	2	2,631	712	21%	3,345
MEDEXPRESS URGENT CARE CORAL SPRINGS		2,929	367	11%	3,296

COVID-19: testing by laboratory

Data through May 21, 2021 verified as of May 22, 2021 at 09:25 AM

Data in this report are provisional and subject to change.

The numbers in the table below represent the number of Florida and non-Florida residents for whom test results were received by the Department of Health. A person can be tested by more than one laboratory and can have both positive and negative results. **Therefore, the sum of the numbers in each column will be larger than the total number of people tested.**

Reporting lab	Inconclusive	Negative	Positive	Percent positive	Total
MINUTECLINIC LLC #214		2,768	517	16%	3,285
SELECT LABORATORIES - MARION COUNTY, FL LLC	5	2,958	316	10%	3,279
BAY MEDICAL CENTER SACRED HEART HEALTH SYSTEM		2,577	663	20%	3,240
AFC PHYSICIANS OF FLORIDA PA		2,673	565	17%	3,238
MINUTECLINIC LLC #1815		2,876	335	10%	3,211
HEALTH CENTRAL CLINICAL LABORATORY		2,801	406	13%	3,207
CHARLES AIESI CONSULTING INC	17	2,863	320	10%	3,200
JACKSON HOSPITAL CLINICAL LABORATORY		2,835	361	11%	3,196
JUPITER MEDICAL CENTER URGENT CARE		2,494	661	21%	3,155
MEDEXPRESS URGENT CARE - CLEWISTON		2,647	504	16%	3,151
NXGEN MDX LLC	7	2,771	345	11%	3,123
MINUTECLINIC LLC #3236		2,738	384	12%	3,122
LAKE WALES MEDICAL CENTER INC		2,766	355	11%	3,121
KEYS AHEC SCHOOL MEDICAL CLINIC	15	2,936	153	5%	3,104
EMERGENCY PHYSICIANS MEDICAL CENTER		1,893	1,180	38%	3,073
PARRISH MEDICAL CENTER	2	2,677	381	12%	3,060
MINUTECLINIC LLC #5069		2,553	491	16%	3,044
VETERANS AFFAIRS MEDICAL CENTER - ORLANDO	1	1,343	1,697	56%	3,041
GENOME LLC	2	2,827	205	7%	3,034
CAREFAST+	1	2,212	801	27%	3,014
MINUTECLINIC LLC		2,663	346	11%	3,009
APALACHEE CORRECTIONAL INSTITUTION EAST UNIT		2,965	34	1%	2,999
MEDEXPRESS URGENT CARE BOCA RATON		2,707	261	9%	2,968
BAPTIST HEALTHCARE - GULF BREEZE HOSPITAL	3	2,464	490	17%	2,957
MINUTECLINIC LLC #8927		2,496	451	15%	2,947
GRAVITY DIAGNOSTICS, LLC	10	2,709	218	7%	2,937
AMELIA EXPRESS CARE LLC	10	2,561	351	12%	2,922
MEDEXPRESS PORT CHARLOTTE		2,594	310	11%	2,904
DR G'S URGENT CARE		2,524	375	13%	2,899
FLORIDA MEDICAL CLINIC	3	1,375	1,512	52%	2,890
BAPTIST HEALTH SOUTH FLORIDA - MIAMI BEACH URGENT CARE		2,462	427	15%	2,889
STONE CLINICAL LABORATORIES		2,790	96	3%	2,886
WALGREENS ORLANDO	3	2,540	340	12%	2,883
BLUE MED CONSULTANTS		2,754	112	4%	2,866
TAMPA COMMUNITY HOSPITAL		2,452	396	14%	2,848
MINUTECLINIC LLC #5187		2,473	357	13%	2,830
DONALD W ROBERTSON DO PA		2,198	610	22%	2,808
MINI ER WATERFORD LAKES, THE		2,418	381	14%	2,799
PATIENTS FIRST - THOMASVILLE ROAD		2,499	295	11%	2,794
CITRUS MEMORIAL HOSPITAL LABORATORY		2,253	534	19%	2,787
BOND URGENT CARE LLC		2,116	669	24%	2,785
CELESTA MEDICAL SERVICES LLC DBA - AMERICAN RESEARCH LABS		2,544	236	8%	2,780
SACRED HEART HEALTH SYSTEM, INC	1	1,875	875	32%	2,751
EMERALD COAST URGENT CARE, LLC	1	2,062	678	25%	2,741
OPTUM LABS LLC	1	2,508	221	8%	2,730
MINUTECLINIC LLC #3637		2,191	533	20%	2,724
MEDSTAR LABORATORY INC	8	2,689	4	0%	2,701

COVID-19: testing by laboratory

Data through May 21, 2021 verified as of May 22, 2021 at 09:25 AM

Data in this report are provisional and subject to change.

The numbers in the table below represent the number of Florida and non-Florida residents for whom test results were received by the Department of Health. A person can be tested by more than one laboratory and can have both positive and negative results. **Therefore, the sum of the numbers in each column will be larger than the total number of people tested.**

Reporting lab	Inconclusive	Negative	Positive	Percent positive	Total
NCHMD INC		2,289	406	15%	2,695
BAPTIST HEALTH EMERGENCY CENTER AT WEST CORAL WAY		2,233	450	17%	2,683
ASCENSION SACRED HEART - GULF		2,042	567	22%	2,609
PHYSICIANS STAT LAB INC	6	2,427	168	6%	2,601
ADVENT HEALTH - OCALA		2,124	447	17%	2,571
INTELEX LABS, LLC		2,463	84	3%	2,547
WHOLE FAMILY HEALTH CENTER INC		2,010	523	21%	2,533
CORE DIAGNOSTIC LABORATORIES LLC	17	2,157	342	14%	2,516
PENSACOLA PEDIATRICS PA	1	2,333	180	7%	2,514
PHYSICIANS STAT LAB	3	1,116	1,385	55%	2,504
EMERALD COAST URGENT CARE LLC		1,825	657	26%	2,482
WHITE WILSON MEDICAL CENTER		1,053	1,404	57%	2,457
NCH NORTHEAST	7	1,910	519	21%	2,436
COMMUNITY HEALTH NORTHWEST FLORIDA	4	1,857	554	23%	2,415
TOM LEE COMMUNITY HEALTH CENTER	1	1,735	676	28%	2,412
FG RAPID RESULTS	6	1,994	397	17%	2,397
ASSOCIATED PATHOLOGISTS, LLC	3	1,977	398	17%	2,378
UNIVERSITY OF NORTH FLORIDA STUDENT HEALTH		2,256	81	3%	2,337
MEDICAL CONSULTANTS OF FLORIDA, LLC	2	1,972	344	15%	2,318
BIO-TECH CLINICAL LABORATORIES INC		1,994	318	14%	2,312
PHYSICIAN ASSOCIATES		2,070	241	10%	2,311
MARTIN HEALTH SYSTEM - ST LUCIE WEST		2,109	201	9%	2,310
LEE HEALTH - COCONUT POINT CLINICAL LAB	2	1,872	433	19%	2,307
BAYFRONT HEALTH - CITRUS HILLS		2,021	251	11%	2,272
FIU-HEALTH AUXILIARY LABORATORY	6	2,125	138	6%	2,269
ADVANCED MEDICAL OF NAPLES LLC		2,000	251	11%	2,251
BARDMOOR LABORATORY	9	1,904	327	15%	2,240
ABSOLUTE GENOMICS	3	1,957	269	12%	2,229
MINUTECLINIC, LLC #3245		1,829	400	18%	2,229
PRIMEHEALTH URGENT CARE	1	1,865	361	16%	2,227
DOC SMILEYS URGENT CARE LLC		1,819	392	18%	2,211
LITTLE PINE PEDIATRICS	1	1,925	279	13%	2,205
ARCPOINT LABS		1,549	655	30%	2,204
FLOWERS HOSPITAL		2,010	192	9%	2,202
READY RESPONDERS FLORIDA, PLLC		1,872	290	13%	2,162
PROHEALTH MEDICAL CLINIC		1,496	650	30%	2,146
MIAMI JEWISH HEALTH SYSTEMS		1,990	90	4%	2,080
GENUS3		1,996	74	4%	2,070
OPTUMCARE FLORIDA LLC		1,724	335	16%	2,059
AMERICAN SCIENTIFIC LABORATORIES LLC		1,996	56	3%	2,052
STATMED OCALA	7	1,842	197	10%	2,046
ED FRASER MEMORIAL HOSPITAL		1,740	262	13%	2,002
GENESIS LABORATORY MANAGEMENT	15	1,721	261	13%	1,997
WILLIAM OWEN PASS PARK		1,738	257	13%	1,995
PATIENTS FIRST LAKE ELLA MEDICAL CENTER		1,792	194	10%	1,986
SUNRISE URGENT CARE ASSOCIATES LLC D/B/A	10	1,414	556	28%	1,980
DOC SMILEY'S URGENT CARE		1,706	247	13%	1,953

COVID-19: testing by laboratory

Data through May 21, 2021 verified as of May 22, 2021 at 09:25 AM

Data in this report are provisional and subject to change.

The numbers in the table below represent the number of Florida and non-Florida residents for whom test results were received by the Department of Health. A person can be tested by more than one laboratory and can have both positive and negative results. **Therefore, the sum of the numbers in each column will be larger than the total number of people tested.**

Reporting lab	Inconclusive	Negative	Positive	Percent positive	Total
BROAD INSTITUTE CLINICAL SEQUENCING RESEARCH PLATFORM	17	1,864	71	4%	1,952
BROWNWOOD CARE CENTER		1,710	235	12%	1,945
MEDFAST URGENT CARE CENTERS LLC	2	608	1,334	69%	1,944
LABORATORY SPECIALISTS OF MICHIGAN		1,601	333	17%	1,934
PROJECT HEALTH, INC SUMTERVILLE	5	1,559	335	18%	1,899
PEDIATRIC HEALTH CARE ALLIANCE - NORTHDAL		1,718	161	9%	1,879
ER QUICKCARE PL		1,597	265	14%	1,862
NEIGHBORHOOD MEDICAL CENTER INC	17	1,647	187	10%	1,851
VRL EUROFIN		1,793	43	2%	1,836
QUICK CARE MED		1,479	356	19%	1,835
COLLIER URGENT CARE CENTERS CREEKSIDE		1,621	208	11%	1,829
SPARROW HEALTHCARE	2	1,562	254	14%	1,818
KETAMINE HEALTH CENTERS LLC	1	1,661	152	8%	1,814
ADVENTHEALTH CENTRA CARE TRINITY		1,550	246	14%	1,796
MEDLAB DIAGNOSTICS, LLC		1,672	120	7%	1,792
IGENOMIX USA LLC	55	1,572	165	9%	1,792
FLORIDA DEPARTMENT OF HEALTH IN POLK COUNTY	2	1,371	416	23%	1,789
MEDEXPRESS URGENT CARE - JAX ATLANTIC BLVD		1,554	232	13%	1,786
SPEARHEAD MEDICAL		1,654	131	7%	1,785
PARAMOUNT URGENT CARE - CLERMONT		1,028	754	42%	1,782
NORTH SHORE LONG ISLAND JEWISH HEALTH	1	1,684	96	5%	1,781
RIVER TOWN DIAGNOSTIC LLC		1,470	286	16%	1,756
MYTEST DIAGNOSTICS		1,673	83	5%	1,756
SHELL POINT NURSING PAVILION	1	1,672	78	4%	1,751
NORTH VISTA HOSPITAL LABORATORY		1,453	296	17%	1,749
LAKE BALDWIN		1,663	82	5%	1,745
LABTECH DIAGNOSTIC		1,438	295	17%	1,733
Community_Health		1,533	199	11%	1,732
ACCESS MEDICAL LABS		958	774	45%	1,732
PARAMOUNT URGENT CARE VILLAGES		1,145	586	34%	1,731
CYPRESS VILLAGE	1	1,694	30	2%	1,725
FIRST QUALITY LABORATORY		1,610	106	6%	1,716
JW PLASTIC SURGERY		1,449	246	15%	1,695
BAPTIST HEALTH SOUTH FLORIDA - KEY BISCANE URGENT CARE EXPRESS		1,492	201	12%	1,693
CAREMED CLINIC LLC	1	1,370	317	19%	1,688
LPG COCONUT POINT		1,432	247	15%	1,679
BREVARD HEALTH ALLIANCE INC, THE		1,555	110	7%	1,665
ST ANNES NURSING CENTER		1,631	33	2%	1,664
UNIVERSITY OF ALABAMA AT BIRMINGHAM		1,615	48	3%	1,663
CAREFAST MURABELLA		1,099	538	33%	1,637
CARENOW URGENT CARE - FORT PIERCE		1,216	418	26%	1,634
BAPTIST HEALTH SOUTH FLORIDA - COUNTRY WALK URGENT CARE EXPRESS		1,376	248	15%	1,624
ELLENTON URGENT CARE		1,385	238	15%	1,623
OPTEO LABORATORY		1,578	36	2%	1,614
PRIMARY CARE SOUTH INC		1,104	500	31%	1,604
MATRIX CLINICAL LABS (FORMERLY BIOCERNA LLC)	13	1,419	169	11%	1,601
ASSURANCE SCIENTIFIC LABORATORIES	1	1,311	283	18%	1,595

COVID-19: testing by laboratory

Data through May 21, 2021 verified as of May 22, 2021 at 09:25 AM

Data in this report are provisional and subject to change.

The numbers in the table below represent the number of Florida and non-Florida residents for whom test results were received by the Department of Health. A person can be tested by more than one laboratory and can have both positive and negative results. **Therefore, the sum of the numbers in each column will be larger than the total number of people tested.**

Reporting lab	Inconclusive	Negative	Positive	Percent positive	Total
BAPTIST HEALTHCARE - JAY HOSPITAL	3	1,199	380	24%	1,582
MELBOURNE MEDICAL LABORATORY☐	2	1,367	205	13%	1,574
UHEALTH CLINIC AT WALGREENS		1,268	298	19%	1,566
EUROFINS NTD, LLC		1,516	45	3%	1,561
6TH MEDICAL GROUP - MCDILL AFB	3	1,444	108	7%	1,555
GROWING TOGETHER PEDIATRICS LLC		1,476	79	5%	1,555
PALM BEACH ATLANTIC UNIVERSITY		1,502	52	3%	1,554
NYU HOSPITALS CENTER CLINICAL LABORATORIES		1,501	49	3%	1,550
ADDICTION LABS OF AMERICA	3	1,459	85	5%	1,547
NORTH FLORIDA PEDIATRICS - LAKE CITY		1,305	230	15%	1,535
INNOVATIVE TRANSFUSION MEDICINE, INC	11	1,336	179	12%	1,526
SMA LAB	12	1,344	163	11%	1,519
FAMILY HEALTH CENTERS OF SOUTHWEST FLORIDA INC		1,378	140	9%	1,518
CREEKSIDE CARE CENTER	1	1,321	188	12%	1,510
PEDIATRICS OF CENTRAL FLORIDA PA	20	1,409	74	5%	1,503
MINUTE CLINIC INCORPORATE		1,438	64	4%	1,502
TREASURE COAST MEDICAL ASSOCIATES INC		749	750	50%	1,499
PALM BAY HOSPITAL CLINICAL LABORATORY		1,093	401	27%	1,494
NORTH OKALOOSA MEDICAL CENTER		1,129	356	24%	1,485
PROJECT HEALTH INC	4	1,250	213	15%	1,467
ADVANCE MEDICAL OF NAPLES		327	1,124	77%	1,451
STEWART REFERENCE LABORATORY	1	896	547	38%	1,444
TEMPUS CLINICAL LABORATORY	10	1,277	156	11%	1,443
UHEALTH DEERFIELD BEACH/UMSYLVESTER DEERFIELD BEACH LABORATORY	3	1,380	55	4%	1,438
BETHESDA HEALTH URGENT CARE		1,225	201	14%	1,426
PATIENTS CHOICE LABORATORIES		831	593	42%	1,424
EAST LAKE PEDIATRICS		1,279	137	10%	1,416
COASTAL LABORATORIES	1	1,127	287	20%	1,415
AMELIA EXPRESS CARE	1	772	641	45%	1,414
USF MORSANI CENTER FOR ADVANCED HEALTH CARE		1,241	169	12%	1,410
CARE ONE OF FLORIDA LLC		1,042	347	25%	1,389
INTERLACHEN PEDIATRICS PA		1,318	66	5%	1,384
PALM HARBOR PHARMACY		1,199	173	13%	1,372
ST PETERSBURG PEDIATRICS	1	1,237	127	9%	1,365
VAVA PARTNERS LLC		529	834	61%	1,363
ADVANCED DIAGNOSTIC LABORATORY		1,310	47	3%	1,357
ASCENSION ST VINCENT'S - SOUTHSIDE		1,308	49	4%	1,357
NAPLES URGENT CARE	1	878	452	34%	1,331
LAB24 INC	3	643	677	51%	1,323
XPRESS URGENT CARE	4	1,115	202	15%	1,321
INTERLACHEN PEDIATRICS		1,274	47	4%	1,321
ADVENTHEALTH EXPRESS CARE AT WALGREENS		1,140	180	14%	1,320
HALIFAX MEDICAL CENTER-PORT ORANGE LAB		1,148	167	13%	1,315
HOLIDAY CVS LLC DBA CVSPHARMACY #5155		1,242	73	6%	1,315
NORTH FLORIDA PEDIATRICS-TALLAHASSEE	1	1,201	108	8%	1,310
PENSACOLA PEDIATRICS PA - TIGER POINT	24	1,154	122	9%	1,300
SOLARIS HEALTHCARE PALATKA		1,189	106	8%	1,295

COVID-19: testing by laboratory

Data through May 21, 2021 verified as of May 22, 2021 at 09:25 AM

Data in this report are provisional and subject to change.

The numbers in the table below represent the number of Florida and non-Florida residents for whom test results were received by the Department of Health. A person can be tested by more than one laboratory and can have both positive and negative results. **Therefore, the sum of the numbers in each column will be larger than the total number of people tested.**

Reporting lab	Inconclusive	Negative	Positive	Percent positive	Total
BERNHARDT LABORATORIES	3	1,193	97	8%	1,293
COASTAL PEDIATRIC GROUP		1,113	163	13%	1,276
FISHERMENS HOSPITAL CLINICAL LAB		1,174	100	8%	1,274
PROFESSIONAL HEALTH EXAMINERS DBA PROHEALTH	1	1,037	230	18%	1,268
STAGEZERO LIFE SCIENCES INC	4	1,158	105	8%	1,267
BREVARD HEALTH ALLIANCE		945	314	25%	1,259
MIDWAY SPECIATLY CARE CENTER	3	1,028	222	18%	1,253
ARCPOINT LABS OF CORAL SPRINGS FL		992	260	21%	1,252
LOOP PEDIATRICS PA	3	1,073	171	14%	1,247
MILLER BIOCONNECT		1,148	95	8%	1,243
TYNDALL AIR FORCE BASE		1,011	225	18%	1,236
CATALYST WALK IN CLINIC		989	243	20%	1,232
LAB DOCTOR		1,078	143	12%	1,221
EPN URGENT CARE NAPLES	2	792	422	35%	1,216
CLINICORE		1,124	91	7%	1,215
ALTAMONTE MD		982	233	19%	1,215
MINUTECLINIC LLC #3281		1,047	155	13%	1,202
CLARITY LABS		1,084	109	9%	1,193
NORTH FLORIDA MEDICAL GROUP		1,023	164	14%	1,187
CAPE CANAVERAL HOSPITAL		868	318	27%	1,186
PROFESSIONAL HEALTH EXAMINERS		1,002	153	13%	1,155
PRIMARY CARE OF THE TREASURE COAST		1,006	137	12%	1,143
CAPSTONE HEALTHCARE		802	330	29%	1,132
MINUTECLINIC, LLC DBA MINUTECLINIC #4717		1,089	43	4%	1,132
BHA CENTRAL COUNTY CLINIC		1,021	108	10%	1,129
GENEIQ		1,063	65	6%	1,128
SPRING HILL HEALTH AND REHABILITATION CENTER		1,098	28	2%	1,126
VERITAS GENETICS	61	945	119	11%	1,125
PEDIATRIC HEALTHCARE ALLIANCE		1,064	59	5%	1,123
EMERALD COAST PEDIATRICS		1,058	57	5%	1,115
CHILDRENS MEDICAL ASSOCIATION		1,018	88	8%	1,106
NORTH FL SOUTH GA HCS-LAKE CITY	3	1,067	35	3%	1,105
PENSACOLA PEDIATRICS	2	1,006	97	9%	1,105
THE HEALTH CENTER OF PLANT CITY		1,021	82	7%	1,103
LENCO MEDICAL LABORATORY		1,042	58	5%	1,100
XYZ LABORATORY	8	943	146	13%	1,097
BAPTIST HEALTH - MD ANDERSON CANCER CENTER		1,089	6	1%	1,095
DEPT OF VA MEDICAL CENTER - MIAMI	10	1,035	48	4%	1,093
EAST LAKE PEDIATRICS PA		989	95	9%	1,084
WOODLANDS MEDICAL SPECIALISTS		813	270	25%	1,083
CVS HEALTH	1	853	223	21%	1,077
HENDRY REGIONAL MEDICAL CENTER CLINICAL LABORATORY		809	260	24%	1,069
24 HOUR PEDIATIC CARE CENTER	4	994	71	7%	1,069
C.W. BILL YOUNG VA MEDICAL CENTER	1	23	1,044	98%	1,068
APLS SERVICES LLC D/B/A CLEAR DIAGNOSTICS	15	1,030	22	2%	1,067
AMERICAN FAMILY CARE PENSACOLA WEST		533	533	50%	1,066
RAINBOW RIVER MEDICAL LABORATORY		978	83	8%	1,061

COVID-19: testing by laboratory

Data through May 21, 2021 verified as of May 22, 2021 at 09:25 AM

Data in this report are provisional and subject to change.

The numbers in the table below represent the number of Florida and non-Florida residents for whom test results were received by the Department of Health. A person can be tested by more than one laboratory and can have both positive and negative results. **Therefore, the sum of the numbers in each column will be larger than the total number of people tested.**

Reporting lab	Inconclusive	Negative	Positive	Percent positive	Total
SOLARIS HEALTHCARE CHARLOTTE HARBOR		1,004	56	5%	1,060
CLINICAL ENTERPRISE, INC		1,032	25	2%	1,057
SOUTHEAST ALABAMA MEDICAL CENT		993	62	6%	1,055
Fernandina Beach Rehabilitation and Nursing Center	1	1,031	19	2%	1,051
JACKSONVILLE BEACH PEDIATRIC CARE CENTER□		975	74	7%	1,049
NORTH SHORE LIJ URGENT CARE PC		987	60	6%	1,047
COVANCE CLINICAL RESEARCH UNIT INC		1,011	27	3%	1,038
VRL EUROFINs - DALLAS		1,024	13	1%	1,037
NORTH FLORIDA PEDIATRICS PA - SUWANNEE	3	893	131	13%	1,027
MILLENIA ADVANCED SCIENTIFIC LLC		970	56	5%	1,026
CHURCH OF SCIENTOLOGY FLAG SERVICE ORGANIZATION		972	51	5%	1,023
RESTORE HEALTH URGENT CARE		828	189	19%	1,017
CONSULATE HEALTH CARE OF NEW PORT RICHEY	2	887	127	13%	1,016
VERITOR		852	162	16%	1,014
WHITE-WILSON MEDICAL CENTER - FORT WALTON BEACH		988	26	3%	1,014
PHAROS HEALTH		756	257	25%	1,013
E-LAB OF FLORIDA		923	90	9%	1,013
HISTOPATHOLOGY SERVICES, LLC		901	110	11%	1,011
DAIRY ROAD URGENT CARE	2	847	160	16%	1,009
VIERA HOSPITAL, INC		805	192	19%	997
MOORINGS PARK INSTITUTE, INC, THE		957	39	4%	996
CALHOUN LIBERTY HOSPITAL		821	170	17%	991
LAKELAND REGIONAL HEALTH - PWC/OB		36	954	96%	990
DEPARTMENT OF CLINICAL LABS	2	966	21	2%	989
FAST TRACK URGENT CARE CENTER		4	983	100%	987
WELL HEALTH WORKS	23	883	80	8%	986
MEDICAL CENTER OF DELTONA, INC		849	135	14%	984
UNIVERSITY OF WEST FLORIDA STUDENT HEALTH SERVICES	1	854	128	13%	983
NORTH FLORIDA PEDIATRICS PA	2	862	118	12%	982
PALM GARDEN OF PORT SAINT LUCIE		969	12	1%	981
REDI MED LLC		792	183	19%	975
GULF COAST VILLAGE		931	43	4%	974
Point of Care Testing	1	128	836	87%	965
WHITE WILSON MEDICAL CENTER PA - NAVARRE		832	131	14%	963
PALACE NURSING HOME & REHAB CENTER		916	43	4%	959
TACACHALE CLINICAL LABORATORY	1	905	50	5%	956
MOLECULAR TESTING LABS		862	90	9%	952
LEE COUNTY EMERGENCY MEDICAL SERVICE	1	821	127	13%	949
Victoria Nursing and Rehabilitation Center		892	55	6%	947
NCHMD, INC SOUTHEAST IMMEDIATE CARE		741	201	21%	942
BOND CLINIC PA PEDIATRICS DEPT		878	62	7%	940
INTEGRITY LABORATORIES, LLC	4	770	165	18%	939
ABBOTT LABORATORIES		815	123	13%	938
TOTAL RENAL LABORATORIES INC DBA DAVITA LABS	1	812	125	13%	938
ENCOMPASS HEALTH		916	22	2%	938
COASTAL PHYSICIANS, LLC		754	177	19%	931
EXPRESS PHARMACY		850	73	8%	923

COVID-19: testing by laboratory

Data through May 21, 2021 verified as of May 22, 2021 at 09:25 AM

Data in this report are provisional and subject to change.

The numbers in the table below represent the number of Florida and non-Florida residents for whom test results were received by the Department of Health. A person can be tested by more than one laboratory and can have both positive and negative results. **Therefore, the sum of the numbers in each column will be larger than the total number of people tested.**

Reporting lab	Inconclusive	Negative	Positive	Percent positive	Total
GENE TOX WORLDWIDE	60	736	125	14%	921
DOCTOR'S MEMORIAL HOSPITAL		751	169	18%	920
EMED LABS, LLC	3	891	19	2%	913
ANY LAB TEST NOW	2	629	278	31%	909
CLINICAL PATHOLOGY LABS INC		821	87	10%	908
AFC URGENT CARE CLEARWATER	1	197	704	78%	902
J AND G MEDICAL GROUP LLC		750	150	17%	900
PRINCIPLE LABORATORY	8	867	24	3%	899
MINUTECLINIC LLC, #10357		888	6	1%	894
Tampa Lakes Health and Rehabilitation Center	2	817	73	8%	892
LIFE CARE CENTER OF NEW PORT RICHEY		851	41	5%	892
FAMILY HEALTH CENTERS OF SWF LABS	2	765	124	14%	891
CARITHERS PEDIATRIC GROUP		829	61	7%	890
CRUCIAL CARE EMERGENCY MEDICINE DOCTORS		715	174	20%	889
AMERICAN MEDICAL RESPONSE		870	10	1%	880
PRIMARY CARE SERVICES AT ST ANDREWS ESTATES		873	3	0%	876
POINT WASHINGTON MEDICAL CLINIC	1	660	213	24%	874
PRIMARY CARE SERVICES AT INDIAN RIVER ESTATES		845	26	3%	871
RUSKIN HEALTH CENTER	1	590	280	32%	871
ADVENTHEALTH MEDICAL GROUP PROMPT CARE		636	232	27%	868
PEDIATRIC HEALTHCARE ALLIANCE PA		802	63	7%	865
WATSON THERAPEUTICS INC	1	824	39	5%	864
CITY MEDICAL OF NEW JERSEY, PC		787	77	9%	864
PALM GARDEN OF VERO BEACH		808	51	6%	859
BRISTOL AT TAMPA, THE	4	832	22	3%	858
Southern Oaks Care Center	1	816	38	4%	855
FLORIDA GULF COAST UNIVERSITY		654	197	23%	851
CENTRAL FLORIDA HEALTH CARE INC		727	124	15%	851
AUGUSTUS LABS LLC		696	148	18%	844
CareATC - Jackson	120	673	46	5%	839
BUFFALO CROSSING HEALTHCARE & REHABILITATION CTR		818	19	2%	837
VITAS HEALTHCARE CORPORATION OF FLA	1	824	7	1%	832
LIFEBRITE	2	597	233	28%	832
VALENCIA HILLS HEALTH AND REHABILITATION CENTER		813	18	2%	831
PEBBLEBROOK PHARMACY	1	689	139	17%	829
MEDONE URGENT CARE CENTER		604	224	27%	828
DYNIX DIAGNOSTICS	2	539	285	35%	826
GOLDEN GATE FAMILY CLINIC		332	492	60%	824
ADVENT HEALTH - DELTONA ER		683	140	17%	823
BOND AND STEELE CLINIC PA		606	213	26%	819
THE PRESERVE		801	17	2%	818
FLORIDA HOSPITAL ORLANDO		743	74	9%	817
FLAGLER COUNTY HEALTH DEPARTMENT	3	634	179	22%	816
ASAP LABS LLC	7	655	151	19%	813
ASCENSION ST VINCENT'S - CLAY		775	35	4%	810
ORANGE BLOSSOM FAMILY HEALTH		758	49	6%	807
PEDIATRICS IN BREVARD PA		732	71	9%	803

COVID-19: testing by laboratory

Data through May 21, 2021 verified as of May 22, 2021 at 09:25 AM

Data in this report are provisional and subject to change.

The numbers in the table below represent the number of Florida and non-Florida residents for whom test results were received by the Department of Health. A person can be tested by more than one laboratory and can have both positive and negative results. **Therefore, the sum of the numbers in each column will be larger than the total number of people tested.**

Reporting lab	Inconclusive	Negative	Positive	Percent positive	Total
NITE LITE PEDIATRICS		234	564	71%	798
ORLANDO HEALTH AND REHAB CENTER		754	44	6%	798
NONE		308	489	61%	797
TELESCOPE HEALTH LLC	4	671	121	15%	796
SEMINOLE NURSING PAVILION		788	8	1%	796
MANOR CARE HEALTH SERVICES - FT MYERS		761	31	4%	792
ETHOS WELLNESS PHARMACY		737	52	7%	789
DXTERITY DIAGNOSTICS	3	739	45	6%	787
KENDALL HEALTHCARE PROPERTIES DBA	2	752	30	4%	784
MOUNT SINAI LABORATORY		739	37	5%	776
WILLOWBROOKE COURT AT EDGEWATER POINTE ESTATES		766	9	1%	775
LIFE CARE CENTER OF PENSACOLA		723	51	7%	774
RAINBOW PEDIATRIC CENTER PA		725	48	6%	773
SAINTS 120 LLC	1	738	34	4%	773
VENICE REGIONAL BAYFRONT HEALTH (PULMONARY)		637	135	17%	772
Crestview Rehabilitation Center	5	635	129	17%	769
NATURE COAST MEDICAL GROUP		624	142	19%	766
PALM GARDEN OF CLEARWATER		748	18	2%	766
HEARTLAND PEDIATRICS OF LAKE WALES		685	80	10%	765
BOCA GRANDE HEALTH CLINIC		716	41	5%	757
MAIN STREET MEDICAL CENTER		226	529	70%	755
NORTHEAST FLORIDA NEUROLOGY CLINICS, INC		637	113	15%	750
MANOR PINES CONVALESCENT CENTER LLC	1	723	24	3%	748
ADVENT HEALTH - WESTCHASE ER		658	90	12%	748
LIFE CARE CENTER OF ORANGE PARK		713	34	5%	747
ADVENT HEALTH LAB - ORLANDO		434	312	42%	746
ARTHREX MEDICAL CENTER	1	581	161	22%	743
CARE ONE OF FLORIDA	1	555	185	25%	741
SANTA ROSA MEDICAL GROUP		575	166	22%	741
BALDWIN PEDIATRICS	1	703	35	5%	739
EDEN SPRINGS NURSING AND REHAB CENTER		627	112	15%	739
OCALA FAMILY MEDICAL CENTER INC	2	636	98	13%	736
FORT MYERS INTERNAL MEDICINE, LLC		665	70	10%	735
GULF COAST MOLECULAR LABORATORIES	13	609	110	15%	732
SOUTHERN LABORATORY SERVICES OF NWF		692	39	5%	731
MANOR CARE NURSING CENTER OF SARASOTA FL LLC		640	88	12%	728
DIAMOND RIDGE HEALTH AND REHABILITATION		692	36	5%	728
MEDONE URGENT CARE AT ST. AUGUSTINE		266	460	63%	726
JOHN KNOX VILLAGE HEALTH CENTER		692	33	5%	725
FHMG FLORIDA HOSPITAL MEDICAL GROUP	1	677	46	6%	724
MORSELIFE MEMORY CARE RESIDENCE		714	10	1%	724
AFC URGENT CARE		285	438	61%	723
CLIFFORD CHESTER SIMS STATE VETERANS		710	13	2%	723
NCH HEALTHCARE SYSTEM MICROBIOLOGY LAB		2	721	100%	723
Palm Garden of Ocala	4	616	102	14%	722
VETERANS AFFAIRS MEDICAL CENTER	1	45	676	94%	722
BAPTIST PRIMARY CARE	2	592	127	18%	721

COVID-19: testing by laboratory

Data through May 21, 2021 verified as of May 22, 2021 at 09:25 AM

Data in this report are provisional and subject to change.

The numbers in the table below represent the number of Florida and non-Florida residents for whom test results were received by the Department of Health. A person can be tested by more than one laboratory and can have both positive and negative results. **Therefore, the sum of the numbers in each column will be larger than the total number of people tested.**

Reporting lab	Inconclusive	Negative	Positive	Percent positive	Total
DISNEY COVID TEST SITE		703	17	2%	720
NCH HEALTHCARE BONITA		573	145	20%	718
PALM BEACH COUNTY FIREFIGHTERS HEALTH CLINIC, LLC		616	100	14%	716
SUWANNEE HEALTH AND REHABILITATION CENTER		710	5	1%	715
FLORIDA HOSPITAL WAUCHULA		551	164	23%	715
ADVENT HEALTH - TIMBERRIDGE ER		607	106	15%	713
CHILDRENS CLINIC WEST FLORIDA PEDIATRICS		655	57	8%	712
NAIA		710	1	0%	711
EMERALD SHORES HEALTH AND REHABILITATION		607	102	14%	709
QUALITOX LABORATORIES		518	190	27%	708
GRAND COURT TAMPA		702	4	1%	706
SIGNATURE HEALTHCARE OF BROOKWOOD GARDENS		695	11	2%	706
VITAS HEALTHCARE CORP OF CENTRAL FL		679	26	4%	705
HOLMES REGIONAL MEDICAL CENTER		11	694	98%	705
QUOTIENT SCIENCES		679	24	3%	703
Signature HealthCare Center of Waterford		664	39	6%	703
ADVENTHEALTH MEDICAL GROUP PROMPT CAR	1	516	185	26%	702
NAPLES CHILDREN'S URGENT CARE		619	83	12%	702
RIVER GARDEN HEBREW HOME FOR THE AGED		642	59	8%	701
ORLANDO ORTHOPAEDIC OUTPATIENT SURGERY CENTER LLC		695	4	1%	699
MAYFLOWER ASSISTED LIVING		689	7	1%	696
AMERICA'S PHARMACY LLC		614	81	12%	695
PREMIER MEDICAL LABORATORY SERVICES	2	468	225	32%	695
MEDICAL FP – WHOLE FAMILY HEALTH CENTER		573	120	17%	693
GOLDEN GLADES NURSING & REHABILITATION CTR		652	38	6%	690
PHYSICIANS PRIMARY CARE OF SOUTHWEST FLORIDA	1	650	29	4%	680
MICHAEL A MIDDLETON MD PA□		646	33	5%	679
SABAL PALMS HEALTH AND REHAB		613	63	9%	676
SHORE ACRES CARE CENTER		635	40	6%	675
TREE HOUSE PEDIATRICS PLLC		606	68	10%	674
Plantation Bay Rehabilitation Center		649	24	4%	673
CLINICAL LABS OF HAWAII		668	4	1%	672
MINI ER ADULT AND PEDIATRIC URGENT CARE		574	98	15%	672
CLEWISTON NURSING AND REHABILITATION CENTER		656	14	2%	670
PALM GARDEN OF TAMPA		635	33	5%	668
LIFE CARE CENTER OF HILLIARD		643	22	3%	665
ADDINGTON PLACE AT WELLINGTON GREEN		654	11	2%	665
ST JOHN'S NURSING CENTER		637	25	4%	662
NSPIRE HEALTHCARE MIAMI LAKES	8	638	15	2%	661
HMA SANTA ROSA MEDICAL CENTER LLC DBA		537	123	19%	660
POINT OF CARE TESTING SITE		630	26	4%	656
WILLOW BROOKE COURT AT INDIAN RIVER ESTATES		611	45	7%	656
COLLIER COUNTY JAIL		651	3	0%	654
INTERNAL MEDICINE & PEDIATRICS OF TAMPA BAY PA		573	80	12%	653
HARBOUR HEALTH CENTER		633	19	3%	652
MAVERICK LABS		461	191	29%	652
MID-FLORIDA PATHOLOGY		483	167	26%	650

COVID-19: testing by laboratory

Data through May 21, 2021 verified as of May 22, 2021 at 09:25 AM

Data in this report are provisional and subject to change.

The numbers in the table below represent the number of Florida and non-Florida residents for whom test results were received by the Department of Health. A person can be tested by more than one laboratory and can have both positive and negative results. **Therefore, the sum of the numbers in each column will be larger than the total number of people tested.**

Reporting lab	Inconclusive	Negative	Positive	Percent positive	Total
VETERANS AFFAIRS MEDICAL CENTER - JAMES A HALEY			650	100%	650
FLORIDA STATE HOSPITAL CLINICAL LABORATORY		642	7	1%	649
SOLARIS HEALTHCARE BAYONET POINT		627	21	3%	648
FLORIDA HOSPITAL MEDICAL GROUP		384	263	41%	647
BODYK		631	13	2%	644
FLORIDA DEPARTMENT OF HEALTH IN CALHOUN COUNTY		497	145	23%	642
SOLARIS HEALTHCARE LAKE CITY		538	103	16%	641
BALDOMERO LOPEZ STATE VETERANS NURSING HOME	2	631	6	1%	639
CHILDRENS MEDICAL ASSOCIATION PA		569	70	11%	639
Consulate Health Care of North Fort Myers		623	14	2%	637
EXPRESS URGENT CARE LLC		1	636	100%	637
CONTINENTAL CLINICAL RESEARCH, LLC		557	75	12%	632
WELL-BEING MEDICAL CENTER PLLC		570	61	10%	631
PALM GARDEN OF ORLANDO		596	34	5%	630
SEBASTIAN RIVER MEDICAL CENTER	3	446	181	29%	630
PHYSICIANS PRIMARY CARE LAB	1	552	77	12%	630
AFC URGENT CARE FAMILY CARE		1	628	100%	629
CONSULATE HEALTHCARE OF VERO BEACH	14	531	83	13%	628
PIONEER CLINICAL LAB LLC		512	113	18%	625
DAVITA LABS	4	613	7	1%	624
DBI HEALTH INC		606	16	3%	622
VILLA MARIA NURSING & REHAB CENTER INC	1	604	17	3%	622
SUNSHINE URGENT CARE LLC		462	157	25%	619
THERADOC		152	467	75%	619
ANCIENT CITY PEDIATRICS	1	590	27	4%	618
PALMETTO FAMILY HEALTHCARE	1	401	211	34%	613
HOSPICE OF THE FLORIDA SUNCOAST,THE		602	10	2%	612
HOPE HOSPICE AND COMMUNITY SERVICES INC	14	576	21	3%	611
AFC URGENT CARE SEMINOLE	1		610	100%	611
HOLY CROSS HOSPITAL		13	598	98%	611
BONIFAY NURSING AND REHAB CENTER		577	33	5%	610
The Manor at Blue Water Bay		547	63	10%	610
FOUNTAIN MANOR HEALTH AND REHAB CENTER	1	586	22	4%	609
FLORIDA HOSPITAL HEARTLAND MED CTR LAKE PLACID		482	125	21%	607
URGENT CARE EXPRESS LLC	1	242	362	60%	605
ENCOMPASS HEALTH REHABILITATION HOSPITAL OF SUNRISE	8	589	8	1%	605
NEW YORK HOSPITAL LABORATORIES	1	587	16	3%	604
DOH - INDIAN RIVER		498	104	17%	602
HEALTH CENTER AT BRENTWOOD	1	553	47	8%	601
INNOVATIVE GENOMICS, LLC	10	545	46	8%	601
NORTH FLORIDA RETIREMENT VILLAGE		595	5	1%	600
MANOR OAKS NURSING & REHAB CENTER	5	593	2	0%	600
PATIENTS FIRST - MAHAN DRIVE		164	436	73%	600
DASCENA, INC	3	537	60	10%	600
LAUDERDALE NURSING CENTER LLC	1	575	19	3%	595
WEST GABLES HEALTH CARE CENTER		581	13	2%	594
UNIVERSITY OF TAMPA INC, THE		572	21	4%	593

COVID-19: testing by laboratory

Data through May 21, 2021 verified as of May 22, 2021 at 09:25 AM

Data in this report are provisional and subject to change.

The numbers in the table below represent the number of Florida and non-Florida residents for whom test results were received by the Department of Health. A person can be tested by more than one laboratory and can have both positive and negative results. **Therefore, the sum of the numbers in each column will be larger than the total number of people tested.**

Reporting lab	Inconclusive	Negative	Positive	Percent positive	Total
Solaris Healthcare Daytona	2	539	52	9%	593
LORI MCAULIFFE MD PA		542	50	8%	592
BROOKDALE FORT MYERS CYPRESS LAKE		590	2	0%	592
PORT SAINT LUCIE HOSPITAL		582	10	2%	592
PENSACOLA PEDIATRICS MILTON		530	62	10%	592
AFC URGENT CARE TYRONE		4	586	99%	590
MIDWAY SPECIALTY CARE CENTER	3	471	114	19%	588
SHORELINE PHYSICIAN GROUP		364	223	38%	587
LIFE CARE CENTER OF WINTER HAVEN		566	20	3%	586
CONSULATE HEALTH CARE OF BAYONET POINT	4	562	20	3%	586
PLANT CITY PEDIATRICS	1	472	113	19%	586
PEDIATRICS BY THE SEA		548	37	6%	585
JAMES A HALEY VETERANS HOSPITAL		2	583	100%	585
PARTICLE THEORY LABS		558	25	4%	583
FIRST CHOICE PEDIATRICS		463	120	21%	583
PEDIATRIC ASSOCIATES OF OCALA PA		540	42	7%	582
DIGNITY HEALING, LLC		563	19	3%	582
TUSKAWILLA NURSING AND REHAB CENTER	2	570	9	2%	581
Palm Garden of Largo		577	4	1%	581
THE VILLAGES REGIONAL HOSPITAL FREESTANDING		528	52	9%	580
BENTON PEDIATRICS INC		520	59	10%	579
NURSING PLUS OF BROWARD LLC	1	555	23	4%	579
EMERALD COAST PEDIATRICS & ADOL		512	67	12%	579
OCEAN BIOSCIENCES		566	12	2%	578
PALM GARDEN OF WINTER HAVEN	3	555	16	3%	574
BAPTIST PRIMARY CARE, INC		542	32	6%	574
Good Samaritan Society Kissimmee Village		506	67	12%	573
PREMIER MEDICAL CENTER LLC	11	534	28	5%	573
TENNESSEE DOH - NASHVILLE	2	504	66	12%	572
MEDICAL VB		451	121	21%	572
ECCOLAB GROUP	1	151	420	73%	572
RICARDO NAVARRO DO PA		481	90	16%	571
NORTH FLORIDA REHABILITATION & SPECIALTY CARE☐		560	10	2%	570
University Crossing		566	3	1%	569
PALM GARDEN OF JACKSONVILLE☐	2	487	80	14%	569
GEORGIA PUBLIC HEALTH LABORATORY		530	38	7%	568
CHAUTAUQUA REHABILITATION AND NURSING CENTER		552	12	2%	564
BROWARD PARTNERSHIP	6	550	8	1%	564
ARCPOINTS LABS		492	71	13%	563
MEMORIAL PEMBROKE 24/7 CARE CENTER		434	129	23%	563
VETERANS AFFAIRS MEDICAL CENTER - BAY PINES		19	543	97%	562
NEMOURS CHILDERN'S HOSPITAL		453	108	19%	561
VETERANS AFFAIRS MEDICAL CENTER - GAINESVILLE		3	555	99%	558
CITRUS NURSING CENTER LLC		511	47	8%	558
CARENOW	3	314	240	43%	557
WHITE-WILSON MEDICAL CENTER - NICEVILLE		506	51	9%	557
XPRESS URGENT CARE- PORT ST. LUCIE		395	160	29%	555

COVID-19: testing by laboratory

Data through May 21, 2021 verified as of May 22, 2021 at 09:25 AM

Data in this report are provisional and subject to change.

The numbers in the table below represent the number of Florida and non-Florida residents for whom test results were received by the Department of Health. A person can be tested by more than one laboratory and can have both positive and negative results. **Therefore, the sum of the numbers in each column will be larger than the total number of people tested.**

Reporting lab	Inconclusive	Negative	Positive	Percent positive	Total
THE PALACE AT HOMESTEAD	1	532	21	4%	554
MEDIPATH PATHOLOGY SERVICES		109	445	80%	554
KINDRED HOSPITAL	10	521	22	4%	553
PARKLANDS FACILITY INC	4	507	42	8%	553
The Sands at South Beach		549	4	1%	553
GANDY CROSSING CARE CENTER	1	530	21	4%	552
ATLANTIC SHORES NURSING AND REHAB CENTER	1	537	13	2%	551
EXPERTUS LABORATORIES INC		448	103	19%	551
HERON POINTE HEALTH AND REHABILITATION	1	544	3	1%	548
STEWART SEBASTIAN RIVER MEDICAL CENTER		489	58	11%	547
BROOKSVILLE HEALTHCARE CENTER LLC		530	17	3%	547
VITAE DIAGNOSTICS		534	13	2%	547
NCF DIAGNOSTICS & DNA TECHNOLOGIES	15	213	318	58%	546
JACKSON MEMORIAL LONG TERM CARE CENTER		508	36	7%	544
COASTAL URGENT CARE		428	116	21%	544
DOCTORS CENTER,THE		432	111	20%	543
CLERMONT HEALTH AND REHABILITATION CENTER		510	33	6%	543
METROPOLITAN HOSPITAL CENTER		533	9	2%	542
LITTLE PINE PEDIATRICS PLLC	3	477	61	11%	541
MAGNOLIA FAMILY URGENT CARE		489	52	10%	541
BOULEVARD REHABILITATION CENTER		524	16	3%	540
MANOR AT CARPENTERS		508	32	6%	540
MOOSEHAVEN HEALTH CENTER		477	62	12%	539
LIFE CARE CENTER OF PALM BAY		509	28	5%	537
FLOMEDILAB		301	236	44%	537
THE SPRINGS AT BOCA CIEGA BAY		526	11	2%	537
ORLANDO HEALTH CENTER FOR REHABILITATION		521	15	3%	536
MEDSCAN LABORATORY INC	1	316	218	41%	535
TRINITY REGIONAL REHAB CENTER		501	33	6%	534
SANDBAY URGENT CARE		433	100	19%	533
PALM BEACH PEDIATRICS PA	2	460	71	13%	533
STARKE FAMILY MEDICAL CENTER		437	95	18%	532
ORLANDO VA MEDICAL CENTER		2	530	100%	532
OKEECHOBEE COUNTY HEALTH DEPT	1	386	145	27%	532
FLORIDA DEPARTMENT OF HEALTH CLAY COUNTY	2	429	101	19%	532
SAMANTHA WILSON CARE CENTER	4	515	12	2%	531
JACKSON MEMORIAL PERDUE MEDICAL CENTER		502	29	5%	531
Heartland Healthcare of Ft. Myers	1	525	3	1%	529
MED FAST URGENT CARE CENTER		260	269	51%	529
LIFE HOPE LABS, LLC		510	19	4%	529
MEDICAL CENTER CLINIC-IMMEDIATE CARE	1	423	104	20%	528
SUSANNA WESLEY HEALTH CENTER		491	37	7%	528
WIMAUMA COMMUNITY HEALTH CENTER		436	91	17%	527
UNIVERSITY OF CENTRAL FLORIDA HEALTH SERVICES		504	23	4%	527
MEMPHIS PATHOLOGY LABORATORY	5	497	24	5%	526
SOLARIS HEALTHCARE OSCEOLA		501	25	5%	526
PINES OF SARASOTA		516	9	2%	525

COVID-19: testing by laboratory

Data through May 21, 2021 verified as of May 22, 2021 at 09:25 AM

Data in this report are provisional and subject to change.

The numbers in the table below represent the number of Florida and non-Florida residents for whom test results were received by the Department of Health. A person can be tested by more than one laboratory and can have both positive and negative results. **Therefore, the sum of the numbers in each column will be larger than the total number of people tested.**

Reporting lab	Inconclusive	Negative	Positive	Percent positive	Total
NEW PLANT CITY FAMILY CARE	1	290	234	45%	525
PW WINDERMERE SUBTENANT LLC		521	4	1%	525
ST CLOUD REGIONAL MEDICAL CENTER CLINICAL LAB		394	131	25%	525
Solaris HealthCare Windermere		492	33	6%	525
ENZO CLINICAL LABS INC	3	496	26	5%	525
HILLCREST HEALTH CARE & REHABILITATION CENTER	3	507	15	3%	525
AMBULATORY SURGERY CENTER OF BOCA RATON LTD		521	4	1%	525
BHA TITUSVILLE CLINIC		488	35	7%	523
GOOD SAMARITAN CENTER		519	3	1%	522
AZALEA TRACE PHYSICIAN SERVICES		515	7	1%	522
TIDEWELL HOSPICE INC	2	512	7	1%	521
VIERA VA OPC		510	10	2%	520
LA MER NH LLC		512	8	2%	520
Ocala Health and Rehabilitation Center		495	25	5%	520
NEW YORK PRESBYTERIAN - CUMC CLINICAL		497	20	4%	517
VITAS HEALTHCARE CORPORATION		510	5	1%	515
MEDFAST URGENT CARE CENTERS		231	283	55%	514
ASSOCIATESMD MEDICAL GROUP INC		437	77	15%	514
FAIRWAY OAKS CENTER LLC	6	500	6	1%	512
SOLARIS HEALTHCARE MERRITT ISLAND		448	62	12%	510
FLO-MEDILAB SERVICES LLC		195	312	62%	507
Darcy Hall Of Life Care		492	14	3%	506
VITAS LUTHERAN TOWERS INPATIENT PROGRAM		440	65	13%	505
ASCEND CLINICAL	7	415	82	16%	504
VILLAGE DOCTORS OF KEYSTONE		401	102	20%	503
Cypress Cove Care Center		401	101	20%	502
ADVENTHEALTH EXPRESS CARE AT		417	84	17%	501
CLINICAL PATHOLOGY LABS		388	112	22%	500
Williston Care Center		433	67	13%	500
AMEERAH LABS, LLC	2	408	90	18%	500
Colonial Lakes Health Care		453	46	9%	499
Parkview Rehabilitation Center at Winter Park		488	10	2%	498
EPN URGENT CARE		84	411	83%	495
Manatee Springs Rehabilitation and Nursing Center		474	20	4%	494
HOLISTIX TREATMENT CENTERS		482	11	2%	493
ONESTOP MEDICAL AND URGENT CARE LLC		425	67	14%	492
ELLENTON PEDIATRICS		473	19	4%	492
Bayside Care Center	1	469	21	4%	491
Quest Diag Unspecifd	1	326	164	33%	491
AYERS HEALTH & REHABILITATION CENTER		483	7	1%	490
PORT CHARLOTTE HMA		435	55	11%	490
MOBILE MEDICAL ASSOCIATES PL	17	420	52	11%	489
FLETCHER HEALTH AND REHABILITATION CENTER		484	3	1%	487
FAMILY EXPRESS URGENT CARE		5	482	99%	487
Life Care Center of Punta Gorda	1	469	15	3%	485
SEASIDE HEALTH AND REHABILITATION CENTER		420	63	13%	483
FAMILY CARE PARTNERS OF NORTHEAST FLORIDA LLC		403	79	16%	482

COVID-19: testing by laboratory

Data through May 21, 2021 verified as of May 22, 2021 at 09:25 AM

Data in this report are provisional and subject to change.

The numbers in the table below represent the number of Florida and non-Florida residents for whom test results were received by the Department of Health. A person can be tested by more than one laboratory and can have both positive and negative results. **Therefore, the sum of the numbers in each column will be larger than the total number of people tested.**

Reporting lab	Inconclusive	Negative	Positive	Percent positive	Total
Santa Rosa Center for Rehabilitation and Healing		409	73	15%	482
BAPTIST HEALTH URGENT CARE AT PLANTATION		412	70	15%	482
MARION AND BERNARD L SAMSON NURSING CENTER		477	4	1%	481
HARTS HARBOR HEALTH CARE CENTER		457	24	5%	481
AVANTE AT OCALA INC	5	443	32	7%	480
NAVAL HOSPITAL - JACKSONVILLE		138	341	71%	479
HARDEE COUNTY HEALTH DEPARTMENT		390	89	19%	479
Q ANSWER LAB	1	414	63	13%	478
HEALTHY STEPS PEDIATRICS		425	52	11%	477
ST PETERSBURG PEDIATRICS-SEMINOLE BLVD		404	73	15%	477
PEDIATRIC HEALTH CARE ALLIANCE, PA		433	44	9%	477
ADVENTHEALTH EXPRESS CARE AT WALGREENS 49TH STREET		405	71	15%	476
RITECARE MEDICAL CENTER		383	90	19%	473
HEALTHWORKS MED GROUP OF FLORIDA PA	3	460	9	2%	472
TREASURE COAST COMMUNITY HEALTH	3	391	77	16%	471
MANOR CARE OF BOYNTON BEACH LLC		447	24	5%	471
PENSACOLA PEDIATRICS, PA		450	19	4%	469
NTD_EUROFINS_AIMS		429	40	9%	469
BROOKDALE LAKE TAVARES		460	8	2%	468
ABBAY DELRAY		461	7	1%	468
SIGNATURE HEALTHCARE OF NORTH FLORIDA		463	5	1%	468
UNIVERSITY OF TAMPA STUDENT HEALTH AND SHC CLINICAL LABORATORY		299	168	36%	467
SANFORD LABORATORIES		423	43	9%	466
MANORCARE HEALTH SERVICES - VENICE		410	56	12%	466
RENAISSANCE AT THE TERRACES		457	8	2%	465
BROOKDALE PALMER RANCH	1	407	57	12%	465
ST PETERSBURG PEDIATRICS-PARK BLVD		421	42	9%	463
ORCHARD PARK HEALTH & REHABILITATION		457	6	1%	463
THE PALACE MANAGEMENT - THE PALACE AT CORAL GABLES		458	3	1%	461
SPECIALTY HEALTH AND REHABILITATION CENTER		429	32	7%	461
INDIAN RIVER CTR, LLC		409	52	11%	461
BLOUNTSTOWN REHABILITATION CENTER LLC		352	108	23%	460
PALM GARDEN OF WEST PALM BEACH	4	440	16	3%	460
NATIONS BEST FAMILY HEALTH CARE		271	187	41%	458
PRO HEALTH		208	249	54%	457
CLARIDGE HOUSE NURSING CENTER		437	18	4%	455
WALGREENS 3173		414	40	9%	454
WATERMARK LAKE POINTE WOODS LLC		435	18	4%	453
ROLLINS COLLEGE WELLNESS CENTER		130	323	71%	453
Destin Healthcare and Rehabilitation Center	1	412	40	9%	453
ST ANDREWS BAY SKILLED NURSING &		391	61	13%	452
PEACHTREE IMMEDIATE CARE		383	68	15%	451
CHEEK AND SCOTT DRUGS INC		377	74	16%	451
TAMARAC REHABILITATION & HEALTH CENTER		445	6	1%	451
DIAGNOSTIC & CLINICAL CARE SERVICES INC DBA		358	90	20%	448
SMA SPECIALTY MEDICAL LAB		120	327	73%	447
BAPTIST PRIMARY CARE INC	1	417	28	6%	446

COVID-19: testing by laboratory

Data through May 21, 2021 verified as of May 22, 2021 at 09:25 AM

Data in this report are provisional and subject to change.

The numbers in the table below represent the number of Florida and non-Florida residents for whom test results were received by the Department of Health. A person can be tested by more than one laboratory and can have both positive and negative results. **Therefore, the sum of the numbers in each column will be larger than the total number of people tested.**

Reporting lab	Inconclusive	Negative	Positive	Percent positive	Total
FLORIDA HEART & VASCULAR MULTISPECIALTY GROUP PA		343	103	23%	446
ORCHARD RIDGE CARE AND REHABILITATION CENTER		427	19	4%	446
DIAMOND RIDGE HEALTH AND REHABILITATION CENTER		424	22	5%	446
PruittHealth Panama City	1	378	66	15%	445
EMERITUS AT NAPLES	2	441	1	0%	444
HCSO OCCUPATIONAL HEALTH AND WELLNESS CENTER		356	85	19%	441
HEALTH CENTRAL PARK		372	68	15%	440
ABBOTT DIAGNOSTICS		409	29	7%	438
LUIS A GHIGLINO MD PA		425	12	3%	437
Bardmoor Oaks Healthcare and Rehabilitation Center		422	14	3%	436
CENTRAL FLORIDA HEALTH SERVICES		383	52	12%	435
APP-UNIPATH, LLC	2	417	16	4%	435
Solaris Healthcare Lake Bennet		395	38	9%	433
MADISON FACILITY INC		424	8	2%	432
Life Care Center of Ocala		362	70	16%	432
SUN COUNTRY PEDIATRICS PLLC	9	384	37	9%	430
FLORIDA DEPT OF HEALTH IN BREVARD COUNTY	3	364	63	15%	430
AVECINA MEDICAL JULINGTON	1	240	189	44%	430
PEDIATRICS IN BREVARD PA- ROCKLEDGE		381	49	11%	430
MY HEALTHY BLUEPRINT BY BAPTIST HEALTH CARE		358	70	16%	428
BAY VILLAGE OF SARASOTA INC		424	3	1%	427
ARCPOINT LABS OF ST PETERSBURG		336	91	21%	427
PALMS REHABILITATION AND HEALTHCARE CENTER		387	40	9%	427
SUNLAND MARIANNA COX MEDICAL CENTER		383	43	10%	426
BARTON HEALTH ALLIANCE	3	373	49	12%	425
SABAL DIRECT PRIMARY CARE, PA		341	84	20%	425
PALMS OF SEBRING		386	38	9%	424
Bay Breeze Senior Living and Rehabilitation Center		371	53	13%	424
FLORIDA DEPARTMENT OF HEALTH IN LIBERTY COUNTY	3	324	97	23%	424
RAPID RELIABLE TESTING NY LLC		412	12	3%	424
Vi at Lakeside Village Skilled Nursing		407	15	4%	422
LEHIGH REGIONAL MEDICAL CENTER LAB	2	372	47	11%	421
BRIDGEWATER PARK HEALTH AND REHAB	4	383	34	8%	421
The Care Center at Pinellas Park	1	406	14	3%	421
GARCIA CLINICAL LABORATORY		28	392	93%	420
WALGREENS 4915	1	378	41	10%	420
ROSEWOOD HEALTH AND REHABILITATION CENTER		389	29	7%	418
HEALTH PARK CARE CENTER		411	7	2%	418
HARDEE MANOR HEALTH CARE CENTER	1	413	4	1%	418
KEY LARGO - LARGO CARGO		379	38	9%	417
ENCOMPASS HEALTH REHABILITATION OF SEA PINES		415	2	0%	417
MINUTECLINIC LLC #3671		372	45	11%	417
Solaris Healthcare Coconut Creek		405	11	3%	416
FLORIDA DEPARTMENT OF HEALTH		361	54	13%	415
LASER & SURGERY CENTER OF THE PALM BEACHES		413	2	0%	415
HOLISTIC PEDIATRICS GROUP LLC		387	27	7%	414
LIFE CARE PONTE VEDRA INC		402	12	3%	414

COVID-19: testing by laboratory

Data through May 21, 2021 verified as of May 22, 2021 at 09:25 AM

Data in this report are provisional and subject to change.

The numbers in the table below represent the number of Florida and non-Florida residents for whom test results were received by the Department of Health. A person can be tested by more than one laboratory and can have both positive and negative results. **Therefore, the sum of the numbers in each column will be larger than the total number of people tested.**

Reporting lab	Inconclusive	Negative	Positive	Percent positive	Total
STUART - FAIRGROUNDS		364	49	12%	413
UR MEDICINE LABS- CENTRAL LABORATORY		387	26	6%	413
Timberridge Center for Rehabilitation and Healing		378	35	8%	413
ADVANCED AMBULATORY SURGERY CENTER		398	14	3%	412
BAPTIST HEALTH SOUTH FLORIDA - WEST BOCA URGENT CARE		344	67	16%	411
NAPHCARE, INC AT MANATEE COUNTY JAIL		384	26	6%	410
FIRST CHOICE PEDIATRICS INC	1	367	42	10%	410
BAYSHORE DIAGNOSTICS		362	46	11%	408
JACKSONVILLE VA UNIVERSITY OPC	4	390	13	3%	407
ST JOSEPH'S HOSPITAL LABORATORY		2	405	100%	407
TIDE LABORATORIES		362	45	11%	407
Life Care Center at Inverrary		396	10	2%	406
Coastal Health and Rehabilitation Center		393	13	3%	406
GENETIC TECHNOLOGICAL INNOVATIONS, LLC		392	14	3%	406
HENDRY REGIONAL MEDICAL CENTER		119	287	71%	406
TRI-COUNTY NURSING AND REHABILITATION CENTER INC		389	15	4%	404
ELMCROFT PINECREST	1	376	27	7%	404
OCEAN VIEW NURSING AND REHAB CENTER		381	22	5%	403
SEA BREEZE REHAB AND NURSING CENTER		391	9	2%	400
JACKSONVILLE KIDS PEDIATRICS, PLLC		364	36	9%	400
AVON PARK PEDIATRICS INC	3	354	43	11%	400
VILLAGE PLACE NH LLC		350	49	12%	399
MEDFAST URGENT CARE CENTER		167	231	58%	398
SUNCOAST URGENT CARE		294	101	26%	395
MINI ER AND URGENT CARE		289	105	27%	394
EXCEL PEDIATRICS		336	58	15%	394
FAMILY MEDICAL CARE OF PALM BEACH		281	113	29%	394
CORAL TRACE HEALTH CARE	2	384	7	2%	393
MANORCARE AT LELY PALMS		385	8	2%	393
Stacey Health Care Centers Inc. dba Riverside Care Center		361	30	8%	391
COMMUNITY HEALTH AND REHABILITATION CENTER		327	63	16%	390
LIFE BRITE	4	366	19	5%	389
AVANTE AT MT DORA		381	8	2%	389
BARBER		13	376	97%	389
BEAR CREEK NURSING CENTER		383	5	1%	388
EHEALTHSCREENINGS, LLC		388			388
SERENADES IN THE VILLAGES		334	53	14%	387
BAYFRONT MEDICAL		335	51	13%	386
KISSIMMEE FACILITY OPERATIONS LLC		361	25	6%	386
VILLAGE DOCTORS FAMILY MEDICAL CENTER OF		318	68	18%	386
BOCA BIOLISTICS REFERENCE LABORATORY	3	256	127	33%	386
VETERANS AFFAIRS MEDICAL CENTER - LAKE CITY		52	333	86%	385
BROOKDALE PADDOCK HILLS	2	380	2	1%	384
TGH		1	382	100%	383
Solaris HealthCare Imperial		375	8	2%	383
ST CATHERINE'S WEST REHABILITATION HOSPITAL		369	13	3%	382
GULF COAST MEDICAL CENTER		376	6	2%	382

COVID-19: testing by laboratory

Data through May 21, 2021 verified as of May 22, 2021 at 09:25 AM

Data in this report are provisional and subject to change.

The numbers in the table below represent the number of Florida and non-Florida residents for whom test results were received by the Department of Health. A person can be tested by more than one laboratory and can have both positive and negative results. **Therefore, the sum of the numbers in each column will be larger than the total number of people tested.**

Reporting lab	Inconclusive	Negative	Positive	Percent positive	Total
HARBOURWOOD	1	372	9	2%	382
ARCPPOINT LABS OF SARASOTA MANATEE		295	87	23%	382
FL HUD DESTIN, LLC D/B/A GRAND BOULEVARD HEALTH		342	39	10%	381
ELMHURST HOSPITAL CENTER	1	348	32	8%	381
MANOR CARE OF NAPLES FL LLC		375	6	2%	381
FAMILY CARE PARTNERS OF NE FLORIDA LLC		303	77	20%	380
TRENTON MEDICAL CENTER INC DBA PALMS MEDICAL GROUP	4	282	93	25%	379
FAIR HAVENS CENTER, OPCO		371	8	2%	379
ACCESS MEDICAL CENTER	1	344	33	9%	378
AFTER HOURS PEDIATRICS INC	1	1	376	99%	378
Palmetto Subacute Care Center		365	12	3%	377
REHABILITATION CENTER OF LAKE CITY, THE		347	30	8%	377
24/7 PEDIATRIC CARE CENTERS INC		356	21	6%	377
BAYA POINTE NURSING AND REHABILITATION		293	83	22%	376
solaris Healthcare Parkway	2	355	19	5%	376
SPRINGTREE REHAB & HEALTH CARE CENTER		352	24	6%	376
BAYA PHARMACY WEST		8	368	98%	376
HOLLEY NAVARRE MEDICAL CLINIC		292	84	22%	376
COLOR GENOMICS, INC.	4	366	6	2%	376
Marshall Health and Rehabilitation Center		325	50	13%	375
EPWORTH VILLAGE RETIREMENT COMMUNITY		368	6	2%	374
ELLENTON PEDIATRICS PA		353	21	6%	374
CITY OF PORT SAINT LUCIE		348	26	7%	374
HOLIDAY CVS LLC DBA CVS/PHARMACY #0440		358	16	4%	374
Surrey Place Healthcare and Rehabilitation		371	2	1%	373
HAINES CITY REHABILITATION AND NURSING CENTER		349	24	6%	373
HOSPICE OF LAKE & SUMTER INC	1	361	11	3%	373
TAVARES PEDIATRICS		312	61	16%	373
RIVERS FAMILY MEDICINE PA		284	88	24%	372
LAKE EUSTIS HEALTH AND REHABILITATION CENTER		364	8	2%	372
MACDILL AIR FORCE BASE		330	41	11%	371
URGENT CARE BETHESDA	1	318	52	14%	371
AVENTURA REHAB AND NURSING CENTER		353	18	5%	371
INFORM DIAGNOSTICS		361	9	2%	370
ESTERO ISLAND MEDICAL CENTER		293	76	21%	369
ADVENT HEALTH - TAMPA		148	221	60%	369
WILLISTON PEDIATRICS PA	1	325	43	12%	369
FLORIDA KEYS PEDIATRICS & ADOLESCENT CENTER		350	19	5%	369
VI AT BENTLEY VILLAGE HOME CARE		367	1	0%	368
CAREATC, INC.	1	340	24	7%	365
CRYSTAL RIVER HEALTH & REHAB		361	4	1%	365
CYPRESS COVE		354	8	2%	362
JACKSON PLAZA NURSING & REHAB CENTER	6	345	10	3%	361
EAST RIDGE RETIREMENT VILLAGE		358	3	1%	361
SOUTHWEST ORLANDO FAMILY MEDICINE, PL		301	60	17%	361
CONCIMED LLC		326	34	9%	360
The Grove Health and Rehabilitation		335	24	7%	359

COVID-19: testing by laboratory

Data through May 21, 2021 verified as of May 22, 2021 at 09:25 AM

Data in this report are provisional and subject to change.

The numbers in the table below represent the number of Florida and non-Florida residents for whom test results were received by the Department of Health. A person can be tested by more than one laboratory and can have both positive and negative results. **Therefore, the sum of the numbers in each column will be larger than the total number of people tested.**

Reporting lab	Inconclusive	Negative	Positive	Percent positive	Total
POMPANO REHABILITATION AND NURSING CTR		353	5	1%	358
ARGO SENIOR LIVING AT HAVERHILL		336	21	6%	357
AVANTE AT LEESBURG INC		352	5	1%	357
AMERICAN RESEARCH LABS		306	50	14%	356
EDGEWATER AT WATERMAN VILLAGE,THE		338	18	5%	356
FRICKS PHARMACY		289	67	19%	356
HCTB INC		295	58	16%	353
DEPARTMENT OF HEALTH BUREAU OF FAMILY		338	15	4%	353
KEY WEST HEALTH AND REHAB	1	344	8	2%	353
Concordia Village of Tampa AL		348	5	1%	353
VILLAGE AT VIENNA SQUARE,THE	6	329	18	5%	353
MY CLINICAL LAB		223	129	37%	352
Avante at St Cloud, Inc.		341	11	3%	352
FOUNTAIN INN NURSING & REHABILITATION CTR, INC		346	6	2%	352
APOLLO HEALTH & REHABILITATION		345	7	2%	352
STATMED QUICK QUALITY CLINIC AT NORTH PINELLAS		90	262	74%	352
CORAL BAY HEALTHCARE AND REHABILITATION	1	338	12	3%	351
QUICK CARE MED LLC	1	283	67	19%	351
AMERICAN ESOTERIC LAB-BIRMINGHAM		346	5	1%	351
SELECT REFERENCE LABORATORIES, LLC	1	336	12	3%	349
HAVEN OF OUR LADY OF PEACE INC		339	8	2%	347
REGENTS PARK OF BOCA RATON		342	5	1%	347
JUPITER MEDICAL CENTER URGENT CARE - STUART		264	82	24%	346
ROSEN MEDICAL CENTER		299	47	14%	346
HEALTH DESIGNS		332	14	4%	346
SUNRISE DIAGNOSTIC LABORATORY		292	53	15%	345
USAFSAM/PHE		175	170	49%	345
LabCorp (Non-Interfaced)	2	133	210	61%	345
ST LUCIE EMPLOYEE HEALTH & WELLNESS CENTER		331	14	4%	345
FLORIDA HEALTH CARE PLANS			344	100%	344
TIERRA PINES CENTER		331	13	4%	344
ADVENT HEALTH CENTRA CARE - PALM COAST		80	262	77%	342
ST VINCENT'S AMBULATORY CARE INC DBA	2	298	42	12%	342
MIAMI CEREBRAL PALSY RESIDENTIAL		341	1	0%	342
CENTERSTONE OF FLORIDA		312	30	9%	342
SIGNATURE HEALTHCARE AT THE COURTYARD		294	47	14%	341
ST JUDE CHILDREN'S RESEARCH HOSPITAL		325	15	4%	340
CRONOS CLINICAL LABORATORY	22	227	91	27%	340
STAR CARE		283	57	17%	340
RULEME CENTER	2	307	30	9%	339
COLLIER PHARMACY		279	60	18%	339
MACCLENNY NURSING AND REHAB		320	18	5%	338
MEDICAL CENTER AT OCEAN REEF,THE		321	17	5%	338
Avante at Inverness		335	3	1%	338
DELTONA HEALTH CARE		307	30	9%	337
AMERICAN FINNISH NURSING HOME	2	326	8	2%	336
ACCURATE DIAGNOSTIC LABS, INC	1	316	18	5%	335

COVID-19: testing by laboratory

Data through May 21, 2021 verified as of May 22, 2021 at 09:25 AM

Data in this report are provisional and subject to change.

The numbers in the table below represent the number of Florida and non-Florida residents for whom test results were received by the Department of Health. A person can be tested by more than one laboratory and can have both positive and negative results. **Therefore, the sum of the numbers in each column will be larger than the total number of people tested.**

Reporting lab	Inconclusive	Negative	Positive	Percent positive	Total
CORAL REEF NURSING & REHABILITATION CENTER		327	8	2%	335
KENNEDY PAIN CLINIC GROUP LLC		301	34	10%	335
PHYSICIANS REGIONAL WALK-IN		196	139	41%	335
220 GOLDEN, LLC	1	318	16	5%	335
ARDEN COURTS OF TAMPA	2	327	6	2%	335
CROSS POINTE CARE CENTER	2	326	6	2%	334
DAYTONA BEACH HEALTH AND REHAB CENTER		332	2	1%	334
GOOD SAMARITAN SOCIETY-DAYTONA		313	21	6%	334
NORTH PINELLAS STATMED QUICK QUALITY CLINICS		236	97	29%	333
Life Care Center at Wells Crossing		309	24	7%	333
TALLAHASSEE NHHI LLC	1	304	27	8%	332
VITAS HEALTHCARE CORPORATION OF FL		317	15	5%	332
LODGE HEALTH AND REHABILITATION CENTER, THE		298	33	10%	331
ST JAMES HEALTH AND REHABILITATION CENTER		242	87	26%	329
AVELLINO LAB USA, INC	1	313	14	4%	328
WESTCHESTER GARDENS LIMITED PARTNERSHIP		319	9	3%	328
LAKESIDE NEUROLOGIC		313	14	4%	327
Sunset Point Center		321	6	2%	327
WHITE WILSON MEDICAL IMMEDIATE CARE NICEVILLE		99	227	70%	326
SILVER CREEK SENIOR LIVING COMMUNITY		321	5	2%	326
PIONEER CLINICAL LAB, LLC		212	113	35%	325
LEESBURG PEDIATRICS		287	38	12%	325
BIOCEPT		302	22	7%	324
FREEDOM SQUARE NURSING CENTER		312	12	4%	324
LUTHERAN HAVEN		315	9	3%	324
JACKSONVILLE UNIVERSITY	1	303	19	6%	323
HUNT CLUB PEDIATRIC ASSOCIATES, P.A.		275	48	15%	323
PROFESSIONAL URGENT CARE SERVICES		268	54	17%	322
Life Care Center of Sarasota		309	13	4%	322
HEATHER HILL HEALTHCARE CENTER		274	47	15%	321
HOMESTEAD MANOR	2	278	41	13%	321
Avante at Orlando	1	314	6	2%	321
CONSULATE HEALTH CARE OF SAFETY HARBOR		314	7	2%	321
WALGREENS #04809	1	288	31	10%	320
HIGHLANDS URGENT CARE		1	319	100%	320
West Melbourne Health and Rehabilitation Center		319	1	0%	320
D PEDIATRICS		288	32	10%	320
PruittHealth Santa Rosa		225	94	29%	319
HOSPICE OF ST FRANCIS INC		312	7	2%	319
PONTE VEDRA GARDENS		318	1	0%	319
PALM GARDEN OF PINELLAS		317	1	0%	318
RIVERWOOD HEALTH NH LLC		279	39	12%	318
Chatham Glen Healthcare and Rehabilitation Center		308	10	3%	318
ST MARK VILLAGE	1	312	5	2%	318
MEDEXPRESS LUTZ		4	313	99%	317
CONEY ISLAND HOSPITAL	1	304	11	3%	316
FORT PIERCE HEALTH CARE		309	7	2%	316

COVID-19: testing by laboratory

Data through May 21, 2021 verified as of May 22, 2021 at 09:25 AM

Data in this report are provisional and subject to change.

The numbers in the table below represent the number of Florida and non-Florida residents for whom test results were received by the Department of Health. A person can be tested by more than one laboratory and can have both positive and negative results. **Therefore, the sum of the numbers in each column will be larger than the total number of people tested.**

Reporting lab	Inconclusive	Negative	Positive	Percent positive	Total
SILVERCREST HEALTH AND REHABILITATION CENTER	3	305	8	3%	316
MIDWAY PRIMARY CARE, LLC	11	193	111	35%	315
BAY COUNTY SHERIFFS OFFICE JAIL FACILITY		262	53	17%	315
OSPREY LODGE		253	61	19%	314
USA HEALTH UNIVERSITY HOSPITAL CLINICAL LABORATORY	1	303	10	3%	314
IMA MEDICAL GROUP	1	230	82	26%	313
TRUE NORTH HEALTH NAVIGATION LLC DBA DISPATCHHEALTH	1	261	51	16%	313
GENESIS MEDICAL LABORATORY MIAMI FL.		83	230	73%	313
Chatsworth at PGA National, LLC		297	14	5%	311
MEDICATION ROOMS-CSU/CI NURSE STATION	1	297	13	4%	311
ALTAMONTE PEDIATRIC ASSOCIATES		233	77	25%	310
BENTLEY CARE CENTER		309	1	0%	310
BARBARA O'REILLY MD PA		302	7	2%	309
JUPITER MEDICAL CENTER URGENT CENTER		259	49	16%	308
MILLENNIUM PHYSICIAN GROUP LLC		268	40	13%	308
PERSONALIZED GENETIC TESTING	3	204	100	33%	307
DE LUNA HEALTH AND REHABILITATION CENTER		284	23	7%	307
SARAPATH DIAGNOSTICS		175	131	43%	306
renaissance health and rehabilitation center		278	27	9%	305
LAKELAND REGIONAL HEALTH SYSTEMS INC		39	266	87%	305
CLARE BRIDGE ORMOND BEACH	1	303			304
NADAL PEDIATRICS		250	54	18%	304
FLORIDA ATLANTIC UNIVERSITY STUDENT HEALTH		251	52	17%	303
FARAH MEDICAL		286	17	6%	303
LAKE PARK OF MADISON		292	11	4%	303
FLORIDA DEPARTMENT OF HEALTH IN TAYLOR COUNTY	1	252	49	16%	302
ARBOR FACILITY INC		298	4	1%	302
AVANTE AT ORMOND BEACH INC		292	9	3%	301
DISCOVERY VILLAGE AT NAPLES		284	17	6%	301
CAREATC CITY OF TAMPA	27	233	41	14%	301
WALGREENS 10670		260	40	13%	300
HEARTLAND PEDIATRICS OF LAKE PLACID PA	1	263	36	12%	300
PAVILION FOR HEALTHCARE, THE		295	3	1%	298
THE RESIDENCE AT TIMBER PINES	4	268	26	9%	298
BUENA VISTA URGENT CARE		264	34	11%	298
RITE MEDICAL CARE PC		294	3	1%	297
Flagler Health and Rehabilitation		287	9	3%	296
CHIPOLA MEDICAL ASSOCIATES, LLC		218	78	26%	296
BROOKDALE DESTIN		284	12	4%	296
ALLIANCE PEDIATRICS PA		288	8	3%	296
BOND CLINIC, PA		221	75	25%	296
WESTWOOD HEALTHCARE SNF		249	46	16%	295
LONGWOOD FAMILY PRACTICE		226	69	23%	295
SANDY PINES	2	248	44	15%	294
AMELIA MEDICAL CARE		135	159	54%	294
A PLUS PEDIATRICS		259	35	12%	294
CHIPOLA HEALTH AND REHAB		276	18	6%	294

COVID-19: testing by laboratory

Data through May 21, 2021 verified as of May 22, 2021 at 09:25 AM

Data in this report are provisional and subject to change.

The numbers in the table below represent the number of Florida and non-Florida residents for whom test results were received by the Department of Health. A person can be tested by more than one laboratory and can have both positive and negative results. **Therefore, the sum of the numbers in each column will be larger than the total number of people tested.**

Reporting lab	Inconclusive	Negative	Positive	Percent positive	Total
PROTEUS MOLECULAR AND CLINICAL LAB	1	180	112	38%	293
NORTHWEST MEDICAL CENTER CLINICAL LABORATORY		175	118	40%	293
SHC College Park		288	3	1%	291
BIOIQ		243	48	16%	291
PALMS FACILITY INC		273	18	6%	291
Rehabilitation Center for Park Place LLC		279	11	4%	290
Solaris Senior Living North Naples ALF		281	9	3%	290
DAVID SCOTT MADWAR MD PA□		261	29	10%	290
ADVENT HEALTH - PALM HARBOR ER		240	50	17%	290
SIGNATURE HEALTHCARE OF ORANGE PARK		286	4	1%	290
DOCTORS MEMORIAL HOSPITAL		158	132	46%	290
AMERICAN HEALTH ASSOCIATES INC	1	270	19	7%	290
STERLING HOUSE OF DELAND		288	1	0%	289
VETERANS AFFAIRS MEDICAL CENTER - MIAMI		2	287	99%	289
GATTOLINE ENTERPRISES, INC. DBA FAMILY CARE PHARMACY		239	50	17%	289
PALM GARDEN OF GAINESVILLE	2	285	2	1%	289
AUBURN UNIVERSITY MEDICAL CLINIC		227	62	21%	289
MAGNOLIA DIAGNOSTICS, LLC	4	256	28	10%	288
Terrace Health and Rehab		284	4	1%	288
W FRANK WELLS NURSING HOME		258	29	10%	287
CARENOW LAKE MARY		66	221	77%	287
The Ponce Therapy Care Center		282	4	1%	286
Signature healthcare of Jacksonville		281	5	2%	286
BROWARD NURSING & REHABILITATION CTR	8	260	17	6%	285
ESCAMBIA COUNTY JAIL DETENTION DIVISION		277	7	2%	284
FLOW HEALTH LABORATORIES LLC		278	6	2%	284
BAYA URGENT CARE LLC		247	37	13%	284
HUNT CLUB PEDIATRIC ASSOCIATES PA		203	80	28%	283
AURORA DIAGNOSTICS BERNHARDT LABORATORIES PATHOLOGY SERVICE		190	93	33%	283
LAKE VIEW CARE CENTER AT DELRAY		277	6	2%	283
Avante at Lake Worth, Inc.	1	274	7	2%	282
Sunnyside Nursing Home		279	3	1%	282
WASHINGTON REHAB AND NURSING		272	10	4%	282
BRENTWOOD RETIREMENT COMMUNITY	5	242	34	12%	281
GEORGE SAFRAN MD PC		267	14	5%	281
LAKEVIEW INTERNAL MEDICINE		210	71	25%	281
Jacaranda Manor		278	2	1%	280
DOS OF NORTH SHORES NURSING & REHAB CENTER		280			280
ISLAND HEALTH AND REHABILITATION CENTER		271	8	3%	279
Crossbreeze care center	1	275	2	1%	278
PRUITT HEALTH-SANTA ROSA		275	2	1%	277
BRANDON COMMUNITY HEALTH CENTER		245	32	12%	277
VILLAGES REGIONAL HOSPITAL SURGERY CENTER LLC, THE		218	58	21%	276
NASSAU COUNTY JAIL		230	45	16%	275
Glades West Rehabilitation and Nursing Center		266	8	3%	274
Cross Gardens Care Center		273	1	0%	274
MARTIN ACQUISITION 1 LLC DBA		259	14	5%	273

COVID-19: testing by laboratory

Data through May 21, 2021 verified as of May 22, 2021 at 09:25 AM

Data in this report are provisional and subject to change.

The numbers in the table below represent the number of Florida and non-Florida residents for whom test results were received by the Department of Health. A person can be tested by more than one laboratory and can have both positive and negative results. **Therefore, the sum of the numbers in each column will be larger than the total number of people tested.**

Reporting lab	Inconclusive	Negative	Positive	Percent positive	Total
FIRST CHOICE PRIMARY CARE		216	56	21%	272
ATLANTIC URGENT CARE		186	85	31%	271
FORT MYERS REHABILITATION AND NURSING CENTER		245	26	10%	271
LEHIGH VALLEY GENOMICS		45	225	83%	270
PBC FIREFIGHTER BENEFIT FUND WELLNESS CENTER		225	45	17%	270
RIVERSIDE RECOVERY OF TAMPA		268	2	1%	270
ADVENT HEALTH CARE CENTER	9	246	15	6%	270
Premier Place at The Glenview		261	9	3%	270
BVM THE BRIDGES LLC		268	2	1%	270
SURREY PLACE CARE CENTER		262	7	3%	269
ADVANCED MEDICAL GROUP		2	267	99%	269
NORTH FLORIDA PEDIATRICS - MARIANNA		229	40	15%	269
ADVENT HEALTH CENTRA CARE - ORMOND BEACH		113	155	58%	268
BOCA RATON REHABILITATION CENTER	4	259	5	2%	268
KINDRED HOSPITAL THE PALM BEACHES		262	6	2%	268
MIAMI JEWISH HEALTH SYSTEMS, INC	4	254	10	4%	268
ABSOLUTE HEALTH INTERNAL MEDICINE AND PEDIATRICS		239	28	10%	267
VETERANS AFFAIRS ORLANDO VA MEDICAL CENTER			267	100%	267
BARTRAM CROSSING		267			267
CCS - JOSEPH V CONTE		264	2	1%	266
EVENT MED SERVICES LABORATORY		261	5	2%	266
WOMEN'S CARE FLORIDA LABORATORY	1	260	5	2%	266
FEDERATION CCRC OPERATIONS CORP		263	3	1%	266
SACRED HEART HEALTH SYSTEM INC		219	47	18%	266
THE PLAYERS CHAMPIONSHIP		265			265
LAKE REGIONAL URGENT CARE		12	253	95%	265
SERANADES BY SONATA WEST ORANGE		236	29	11%	265
LAKESIDE HEALTH CENTER		263	2	1%	265
FLORIDA MEDICAL CLINIC LLC		177	88	33%	265
EDGEWOOD NURSING CENTER		255	10	4%	265
SEAVIEW NURSING AND REHABILITATION CENTER		254	10	4%	264
PATHWAY PHARMACY		219	44	17%	263
VIERA DEL MAR HEALTH AND REHABILITATION CENTER		249	13	5%	262
TERRACES OF LAKE WORTH CARE CENTER		249	12	5%	261
PINELLAS CARE CENTER		223	38	15%	261
FELLOWSHIP HOME AT THE FAIRWAY LLC		254	7	3%	261
ARDEN COURTS OF FORT MYERS		254	7	3%	261
OAKBROOK HEALTH AND REHABILITATION CENTER	1	246	14	5%	261
CLIFFORD CHESTER SIMS VA NURSING HOME		251	9	3%	260
BRADEN RIVER REHABILITATION CENTER LLC		258	2	1%	260
ADVENT HEALTH - ORLANDO		195	65	25%	260
SPRINGS AT LAKE POINTE WOODS		257	2	1%	259
CONSULATE HEALTHCARE OF KISSIMMEE		247	12	5%	259
SAMIR EBEID MD		232	26	10%	258
FLORIDA WOMAN CARE LABORATORY LLC		232	26	10%	258
AZALEA TRACE		245	13	5%	258
KR at Hillsborough Lakes/Lutz Healthcare		248	10	4%	258

COVID-19: testing by laboratory

Data through May 21, 2021 verified as of May 22, 2021 at 09:25 AM

Data in this report are provisional and subject to change.

The numbers in the table below represent the number of Florida and non-Florida residents for whom test results were received by the Department of Health. A person can be tested by more than one laboratory and can have both positive and negative results. **Therefore, the sum of the numbers in each column will be larger than the total number of people tested.**

Reporting lab	Inconclusive	Negative	Positive	Percent positive	Total
BAYVIEW CENTER		251	6	2%	257
HOMESTEAD VILLAGE		246	11	4%	257
MARTIN MEMORIAL MEDICAL CENTER LAB		128	129	50%	257
CLERMONT URGENT CARE		1	255	100%	256
FLORIDA CLINICAL LABORATORY-BIOREFERENCE LABORATORIES		103	152	60%	255
SUNLIFE PHARMACY		223	31	12%	254
PADDOCK RIDGE		251	3	1%	254
SHELL POINT VILLAGE MEDICAL CENTER		246	8	3%	254
MCW MENTAL HEALTH LLC		249	4	2%	253
ST ANTHONYS REHABILITATION HOSPITAL	9	242	2	1%	253
Consulate Health Care of St. Petersburg		244	7	3%	251
BUREAU OF CLINICAL LABORATORIES		209	42	17%	251
ESCAMBIA COUNTY JAIL	2	181	68	27%	251
ST PETERSBURG PEDIATRICS-EAST BAY	1	211	38	15%	250
LCS SANDHILL COVE LLC DBA	6	234	10	4%	250
Royal Oaks Nursing and Rehab		249	1	0%	250
UCC - WELLINGTON		3	246	99%	249
VILLA MARIA WEST SKILLED NURSING FACILITY		241	8	3%	249
WHITE WILSON MEDICAL CENTER IMMEDIATE CARE		140	108	44%	248
CARRINGTON PLACE OF ST PETE LLC		242	6	2%	248
TREASURE COAST URGENT & FAMILY CARE		186	62	25%	248
Orchid Cove at Sarasota		246	1	0%	247
Signature Healthcare of Ormond		244	3	1%	247
ADVENTHEALTH EXPRESS CARE AT WESLEY CH		218	29	12%	247
Heritage Healthcare at Tallahassee		239	7	3%	246
life Care Center of Melbourne		229	17	7%	246
AVECINA MOBILE		121	125	51%	246
ST AUGUSTINE HEALTH & REHAB CENTER		244	1	0%	245
ROSEWOOD HEALTHCARE & REHABILITATION CENTER		239	6	2%	245
LONGWOOD HEALTH AND REHABILITATION CENTER		233	12	5%	245
REGENTS PARK AT AVENTURA		229	15	6%	244
Kindred Hospital South Florida Hollywood SNU		236	8	3%	244
MALABAR/ADVENT CENTRA CARE		48	196	80%	244
ST JOHNS COUNTY DETENTION CENTER		243			243
SOLARIS SENIOR LIVING VERO BEACH		234	9	4%	243
ARCHER HEALTH VENTURES, LLC		217	25	10%	242
FIRSTCARE CLINIC		123	118	49%	241
SACRED HEART MEDICAL GROUP URGENT CARE		203	38	16%	241
GOOD SAMARITAN CARES		236	5	2%	241
ARDEN COURTS OF SEMINOLE		200	41	17%	241
WALGREENS #06012		209	31	13%	240
STERLING HOUSE OF WINTER HAVEN		237	3	1%	240
FLORIDA HEALTH CARE PLAN INC		2	238	99%	240
CLARE BRIDGE OF SARASOTA		238	2	1%	240
Lake Port Square Health Center		221	19	8%	240
PALM GARDEN OF AVENTURA		236	4	2%	240
SOUTHLAND SUITES OF ORMOND BEACH	4	236			240

COVID-19: testing by laboratory

Data through May 21, 2021 verified as of May 22, 2021 at 09:25 AM

Data in this report are provisional and subject to change.

The numbers in the table below represent the number of Florida and non-Florida residents for whom test results were received by the Department of Health. A person can be tested by more than one laboratory and can have both positive and negative results. **Therefore, the sum of the numbers in each column will be larger than the total number of people tested.**

Reporting lab	Inconclusive	Negative	Positive	Percent positive	Total
AMERICAN HOUSE SENIOR LIVING		189	51	21%	240
ORANGE COUNTY HEALTH DEPT		228	11	5%	239
NORTH FLORIDA PEDIATRICS PA - DUVAL		210	29	12%	239
Sunrise Health and Rehabilitation Center		230	9	4%	239
MATHISON RETIREMENT COMMUNITY, INC	1	226	11	5%	238
FLORIDA DEPARTMENT OF HEALTH IN WALTON COUNTY		213	25	11%	238
LAKE WALES OPERATING GROUP LLC		233	5	2%	238
JUNO DERMATOLOGY LLC		220	18	8%	238
SEMINOLE TRIBE OF FLORIDA		199	38	16%	237
DOCTORS MEMORIAL FAMILY MEDICINE	2	167	68	29%	237
FLORIDA HEALTH CARE PLANS INC		2	235	99%	237
CHILDREN MED CARE INC		204	33	14%	237
REGENCY PARK		218	19	8%	237
HEARTLAND SOUTH JACKSONVILLE OF JACKSONVILLE FL ,		236			236
MEASE COUNTRYSIDE HOSPITAL		2	234	99%	236
BAY TREE CARE AND REHABILITATION CENTER		197	38	16%	235
OAK HAMMOCK AT THE UNIVERSITY OF FLORIDA		229	6	3%	235
Fouraker Hills Rehab and Nursing		226	9	4%	235
GUEST HOUSE OCALA, THE		224	11	5%	235
BAY VUE NURSING AND REHABILITATION CENTER		224	11	5%	235
LIFE CARE CENTER OF PORT ST. LUCIE		223	12	5%	235
MANDARIN PEDIATRICS		210	24	10%	234
YOUR FAMILY WALK-IN CLINIC		18	216	92%	234
KENILWORTH CARE & REHABILITATION CENTER		213	21	9%	234
ADVENT HEALTH - FOUR CORNERS ER		189	44	19%	233
VILLAGE PEDIATRICS LLC		201	32	14%	233
BORLAND GROOVER CLINIC	1	193	39	17%	233
HEALTHPOINT MED GRP OF THE EMERALD COAST LLC		193	40	17%	233
MEDICAL CONSULTANTS OF FLORIDA LLC	1	196	35	15%	232
HOSPITAL FOR SPECIAL SURGERY		229	3	1%	232
ADVENT HEALTH - LAKE NONA		197	35	15%	232
Lakewood Nursing Center		198	34	15%	232
ManorCare Health Services-Palm Harbor	1	229	1	0%	231
BENDERSON FAMILY SKILLED NURSING AND		213	18	8%	231
DOLPHIN POINTE HEALTH CARE LLC		207	23	10%	230
LYNN HAVEN SPORTS COMPLEX-WALKON CLINIC		21	209	91%	230
ALLSOUTH URGENT CARE		52	178	77%	230
COLONY CLUB ALF,THE	1	213	15	7%	229
CORAL GABLES NURSING & REHABILITATION CENTER		218	11	5%	229
ASCENSION MEDICAL GROUP		5	223	98%	228
WEST		207	21	9%	228
HIGHLANDS LAKE CENTER		223	5	2%	228
UNIVERSITY OF MIAMI		84	144	63%	228
Avante at Melbourne		222	5	2%	227
WIREGRASS DIRECT PRIMARY CARE PLLC		190	37	16%	227
NADAL PEDIATRICS - VICTORIA STREET (3385)		193	33	15%	226
PARKS HEALTHCARE & REHABILITATION CTR	4	211	11	5%	226

COVID-19: testing by laboratory

Data through May 21, 2021 verified as of May 22, 2021 at 09:25 AM

Data in this report are provisional and subject to change.

The numbers in the table below represent the number of Florida and non-Florida residents for whom test results were received by the Department of Health. A person can be tested by more than one laboratory and can have both positive and negative results. **Therefore, the sum of the numbers in each column will be larger than the total number of people tested.**

Reporting lab	Inconclusive	Negative	Positive	Percent positive	Total
ARDEN COURTS OF DELRAY BEACH FL LLC	3	212	11	5%	226
PARK MEADOWS HEALTH AND REHABILITATION CENTER		225	1	0%	226
BONITA PHARMACY		204	21	9%	225
AVANTE AT ORLANDO INC		224	1	0%	225
NSPIRE HEALTHCARE LAUDERHILL		219	6	3%	225
CONSULATE HEALTH CARE OF MELBOURNE		220	5	2%	225
MIAMI VA HEALTHCARE SYSTEM			224	100%	224
FORT WALTON REHABILITATION CENTER		185	39	17%	224
JACKSON COUNTY HEALTH DEPARTMENT		167	57	25%	224
INN AT ASTON GARDENS, THE		216	8	4%	224
DISCOVERY VILLAGE AT MELBOURNE		197	27	12%	224
MACTOWN, INC		222	2	1%	224
The Waterford		221	3	1%	224
Hampton Court Nursing and Rehabilitation Center		221	2	1%	223
WORKPLACE SCREENING INTELLIGENCE			223	100%	223
ADVENT HEALTH CENTRA CARE - APOPKA NORTH		192	31	14%	223
EDWARD J HEALEY REHAB & NURSING CENTER		222			222
KINDRED HOSPITAL MELBOURNE	1	214	7	3%	222
PEDIATRIC SPECIALISTS MEDICAL GROUP	1	193	28	13%	222
PINNACLES PEDS CARE PA		222			222
PALMS MEDICAL GROUP HIGH SPRINGS		183	39	18%	222
CCS - PAUL REIN DETENTION FACILITY		156	66	30%	222
FLAGLER COUNTY DETENTION CENTER		209	13	6%	222
SOUTH BALDWIN REGIONAL MEDICAL CENTER		206	15	7%	221
HERITAGE HEALTHCARE AND REHABILITATION CENTER		216	5	2%	221
UNIVERSITY COMMUNITY HOSPITAL		189	32	14%	221
CONCORD LIFE SCIENCES LLC	2	201	17	8%	220
Boynton Beach Rehabilitation Center	2	213	5	2%	220
SUPERIOR RESIDENCES OF PANAMA CITY BEACH		213	7	3%	220
MINUTECLINIC DIAGNOSTIC OF TEXAS, LLC		201	18	8%	219
ADVENT HEALTH CENTRA CARE - DAYTONA BEACH		94	125	57%	219
WOOD LAKE HEALTH AND REHABILITATION CENTER		219			219
ANGELS DIAGNOSTIC GROUP		174	45	21%	219
LABCORP BURLINGTON	1	158	59	27%	218
MINUTECLINIC DIAGNOSTIC		206	11	5%	217
THE MANOR AT CARPENTERS		185	32	15%	217
Lehigh Acres Health and Rehabilitation		205	12	6%	217
LAKE PORT SQUARE		200	17	8%	217
ST. CLOUD REGIONAL MEDICAL CENTER		199	18	8%	217
BARKLEY PLACE	1	209	6	3%	216
TUSCAN GARDENS OF PALM COAST		210	6	3%	216
BROOKDALE ATRIM WAY		210	6	3%	216
GATEWAY/ADVENT CENTRA CARE	1	24	190	88%	215
Taylor Care Center		210	5	2%	215
HEALTH FIRST - HOLMES REGIONAL MEDICAL CENTER		32	183	85%	215
CARE RESOURCE COMMUNITY HEALTH CENTERS INC		201	13	6%	214
ALL SEASONS NAPLES LLC		205	9	4%	214

COVID-19: testing by laboratory

Data through May 21, 2021 verified as of May 22, 2021 at 09:25 AM

Data in this report are provisional and subject to change.

The numbers in the table below represent the number of Florida and non-Florida residents for whom test results were received by the Department of Health. A person can be tested by more than one laboratory and can have both positive and negative results. **Therefore, the sum of the numbers in each column will be larger than the total number of people tested.**

Reporting lab	Inconclusive	Negative	Positive	Percent positive	Total
BLOCK, NATION, CHASE, AND SMOLEN FAMILY MEDICINE		157	57	27%	214
BENTLEY VILLAGE II		204	10	5%	214
San Jose Health & Rehabilitation		207	6	3%	213
POCONO MEDICAL CENTER		212	1	0%	213
PATRIOT MEDICAL LABORATORIES		205	8	4%	213
CONSULATE HEALTH CARE OF WINTER HAVEN		209	4	2%	213
Consulate Healthcare of West Palm Beach		197	16	8%	213
JACKSONVILLE NURSING AND REHAB CENTER		205	8	4%	213
Bayside Health and Rehabilitation		181	31	15%	212
FULGENT GENETICS	3	166	43	20%	212
GEORGIA DEPARTMENT OF PUBLIC HEALTH	1	5	206	97%	212
CVS		51	159	76%	210
GOOD SAMARITAN SOCIETY OF DELAND		199	11	5%	210
GLENRIDGE ON PALMER RANCH,THE		202	8	4%	210
Whispering Oaks	11	175	23	11%	209
GABISA MEDICAL LLC		208	1	0%	209
Nspire Health Care Kendall		199	10	5%	209
The Palace Nursing and Rehabilitation Center		209			209
NO FLORIDA PEDIATRICS, PA		182	27	13%	209
FAWCETT MEMORIAL HOSPITAL LABORATORY			209	100%	209
LAB CORP	1	121	87	42%	209
MIRACLE HILL NURSING & REHABILITATION CENTER INC		202	6	3%	208
CARE CENTERS OF NASSAU		202	5	2%	207
HIALEAH SHORES NURSING AND REHAB CENTER		199	8	4%	207
NEW YORK CITY DEPARTMENT OF HEALTH & MENTAL		172	35	17%	207
KINGS BAY PEDIATRICS LLC		200	7	3%	207
AMA MEDICAL GROUP LLC		175	32	15%	207
TARPON POINT NURSING AND REHABILITATION CENTER		203	3	1%	206
SENIOR LIVING VII TAMPA LLC	1	195	9	4%	205
MERCY MEDICAL URGENT CARE CENTER INC		146	59	29%	205
Arbor Springs Health and Rehab		205			205
Cross Terrace REhabitation		203	2	1%	205
JEFFERSON COUNTY HEALTH DEPARTMENT-MONTICELLO		164	41	20%	205
PALM HARBOR FAMILY PRACTICE & WALK-IN		157	47	23%	204
PCB CLINIC		159	45	22%	204
PATHGROUP LABS LLC		97	107	52%	204
BROOKDALE OF SPRING HILL	9	192	2	1%	203
CANTERFIELD OF OCALA, LLC		190	12	6%	202
POLK COUNTY HEALTH DEPARTMENT		178	24	12%	202
VIPEDIATRICS PLLC		185	16	8%	201
KINDRED HOSPITAL SOUTH FLORIDA		166	35	17%	201
GRACE PEDIATRICS		168	33	16%	201
VAMC WEST PALM LAB		5	196	98%	201
SIGNATURE HEALTHCARE OF PORT CHARLOTTE		194	7	3%	201
MD NOW MEDICAL CENTERS INC		154	47	23%	201
NO FLORIDA PEDIATRICS, PA - BRADFORD		169	32	16%	201
NSPIRE HEALTHCARE TAMARAC		161	40	20%	201

COVID-19: testing by laboratory

Data through May 21, 2021 verified as of May 22, 2021 at 09:25 AM

Data in this report are provisional and subject to change.

The numbers in the table below represent the number of Florida and non-Florida residents for whom test results were received by the Department of Health. A person can be tested by more than one laboratory and can have both positive and negative results. **Therefore, the sum of the numbers in each column will be larger than the total number of people tested.**

Reporting lab	Inconclusive	Negative	Positive	Percent positive	Total
Governors Creek Health and Rehabilitation	1	198	2	1%	201
AMERICAN FAMILY MEDICAL LLC		157	43	22%	200
ADVENT HEALTH - CARROLLWOOD	4	169	27	14%	200
Lakeside Oaks Care Center		195	5	3%	200
NORTH BEACH REHABILITATION CENTER		197	2	1%	199
AVANTE OF BOCA RATON		198	1	1%	199
HAWKINS FAMILY MEDICINE LLC	1	142	56	28%	199
SUMMERFIELD EMERGENCY ROOM		151	48	24%	199
SUNY UPSTATE MEDICAL UNIVERSITY		184	15	8%	199
DEPARTMENT OF HEALTH & HUMAN SERVICES		198			198
LAUREL POINT CARE ACQUISITION LLC DBA SANDGATE GARDENS REHAB AND NURSI		171	27	14%	198
WEST COAST FAMILY MEDICAL CARE		163	35	18%	198
TRADITION MEDICAL CENTER LABORATORY		56	142	72%	198
BAYCARE HEALTH SYSTEMS	1	6	190	96%	197
PEDIATRIC ASSOCIATES AT ARGYLE PA		186	11	6%	197
ABBIEJEAN RUSSELL CARE CENTER		195	1	1%	196
TUSCAN GARDENS OF VENETIA MANAGEMENT COMPANY		179	17	9%	196
SARNO EXTENDED HOURS		127	69	35%	196
RIVERWOOD CENTER,THE		186	10	5%	196
ADVENT HEALTH CENTRA CARE - CARROLLWOOD	2	19	175	89%	196
AVANTE AT BOCA RATON		196			196
FINLAY CLINICAL LABORATORY INC	1	39	156	80%	196
PEDIATRICS OF GREATER ORLANDO		167	28	14%	195
GLADES HEALTH CARE CENTER		192	3	2%	195
FLORIDA DEPARTMENT OF HEALTH IN ALACHUA COUNTY -		179	16	8%	195
ROSECASTLE OF ZEPHRHILLS		192	3	2%	195
SOUTH GEORGIA MEDICAL CENTER		133	62	32%	195
CHARTER SENIOR LIVING OF PANAMA CITY BEACH		174	21	11%	195
Heritage Park Rehabilitation & Healthcare		177	18	9%	195
QUEENS HOSPITAL CENTER	1	184	10	5%	195
BRUCE S WEST MD	1	193	1	1%	195
BEACON AT GULF BREEZE, THE	2	181	11	6%	194
GARDENS HEALTH NH LLC		188	6	3%	194
RDV SPORTSPLEX PEDIATRICS		163	31	16%	194
HAZELDEN FLORIDA	1	185	7	4%	193
COASTAL DETOX		189	4	2%	193
Consulate Health Care of Port Charlotte		191	2	1%	193
EXOSOME DIAGNOSTICS	1	172	20	10%	193
BENTON HOUSE AT OAKLEAF		163	30	16%	193
FIRST CHOICE PEDIATRICS SEMORAN		98	95	49%	193
EMBRY RIDDLE AERONAUTICAL UNIVERSITY HEALTH SERVICES		1	192	99%	193
KINDRED HOSPITAL - SOUTH FLORIDA		189	4	2%	193
ARDEN COURTS OF PALM HARBOR		172	20	10%	192
Signature Healthcare of Palm Beach		190	2	1%	192
ADVENTHEALTH MEDICAL GROUP FAMILY MEDICINE AT		144	48	25%	192
Belleair Healthcare Center		186	6	3%	192
CYPRESS POINT LIVING, LLC		177	15	8%	192

COVID-19: testing by laboratory

Data through May 21, 2021 verified as of May 22, 2021 at 09:25 AM

Data in this report are provisional and subject to change.

The numbers in the table below represent the number of Florida and non-Florida residents for whom test results were received by the Department of Health. A person can be tested by more than one laboratory and can have both positive and negative results. **Therefore, the sum of the numbers in each column will be larger than the total number of people tested.**

Reporting lab	Inconclusive	Negative	Positive	Percent positive	Total
BIGGERS FAMILY MEDICINE PA	1	176	15	8%	192
MAGNOLIA MEDICAL CLINIC		80	111	58%	191
CANTERFIELD OF CLAY COUNTY		151	40	21%	191
Emory L Bennett State Veterans Nursing Home		188	3	2%	191
GULFCOAST PEDIATRICS		180	11	6%	191
HEALTH LINK DIAGNOSTIC LABORATORIES		182	9	5%	191
NEO GENOMICS - FORT MYERS	1	183	6	3%	190
Oakhurst Center	1	182	7	4%	190
BAY EDUCATORS WELLNESS CENTER		131	59	31%	190
HEARTLAND HEALTHCARE AND REHAB CENTER		165	25	13%	190
PRIMECARE OF DOTHAN		136	54	28%	190
VIERA MANOR ASSISTED LIVING RESIDENCE		182	7	4%	189
PREMIER COMMUNITY HEALTHCARE GROUP INC		181	8	4%	189
EAST NEW YORK DIAGNOSTIC AND TREATMENT		180	9	5%	189
The Inn at Sarasota Bay Club		186	3	2%	189
ARDEN COURTS OF LARGO FL, LLC		167	22	12%	189
PHYSICIANS REGIONAL MEDICAL CENTER - PINE RIDGE		20	169	89%	189
OCEAN REEF MEDICAL CENTER		150	38	20%	188
CSL PLASMA		31	157	84%	188
NORTHEAST FLORIDA STATE HOSP-NURSING		187	1	1%	188
LIFE CARE CENTER OF ALTAMONTE SPRINGS		157	31	16%	188
NIGHT LITE PEDIATRICS WINTER GARDEN		144	44	23%	188
ZON BEACHSIDE LLC		151	37	20%	188
PLANTATION NURSING & REHAB CENTER		187			187
US MEDICAL CARE, INC		164	23	12%	187
BAPTIST HEALTH PRIMARY CARE	1	135	50	27%	186
ANTHEM LAKES LLC		151	35	19%	186
CENTRAL FLORIDA HEALTHCARE GROUP LLC		151	34	18%	185
ATMORE COMMUNITY HOSPITAL LABORATORY		155	30	16%	185
PPC-LAB EDI ORCHARD BI		176	9	5%	185
ADVENT		172	13	7%	185
OCALA CBOC		173	12	6%	185
BROOKDALE ORANGE PARK		182	2	1%	184
Madison Health and Rehabilitation Center		148	36	20%	184
ST. JAMES BAY HEALTH AND REHABILITATION CENTER		183	1	1%	184
ADVENT HEALTH CENTRA CARE - WESLEY CHAPEL		13	170	93%	183
BRIGHTON EGGERT PHARMACY INC		175	7	4%	182
LAKEVIEW TERRACE RETIREMENT COMMUNITY		163	19	10%	182
OMNI HEALTHCARE, INC		171	11	6%	182
MOBILE INFIRMARY MED CENTER PATH LAB		167	15	8%	182
KRYSTAL BAY NURSING AND REHABILITATION		176	6	3%	182
TGH URGENT CARE - FAST TRACK			182	100%	182
FHMG-FLORIDA HOSPITAL MEDICAL GROUP		155	26	14%	181
STERLING HOUSE OF PUNTA GORDA		180	1	1%	181
The Crossroads		180	1	1%	181
NORTH FLORIDA INTERNAL MEDICINE PA		145	35	19%	180
REOPEN DIAGNOSTICS LLC (DBA PANDEMIC RESPONSE LAB)	2	177			179

COVID-19: testing by laboratory

Data through May 21, 2021 verified as of May 22, 2021 at 09:25 AM

Data in this report are provisional and subject to change.

The numbers in the table below represent the number of Florida and non-Florida residents for whom test results were received by the Department of Health. A person can be tested by more than one laboratory and can have both positive and negative results. **Therefore, the sum of the numbers in each column will be larger than the total number of people tested.**

Reporting lab	Inconclusive	Negative	Positive	Percent positive	Total
WILTON MANORS HEALTH & REHABILITATION CENTER		170	9	5%	179
CAYUGA MEDICAL CENTER AT ITHACA		173	5	3%	178
ROSECASTLE OF CITRUS		148	30	17%	178
QUALITY URGENT CARE AND WELLNESS PL	3	128	47	26%	178
MID FLORIDA PATHOLOGY LLC MOBILE UNIT #4		125	53	30%	178
SUWANNEE VALLEY NURSING CENTER		163	14	8%	177
TGH URGENT CARE - SEMINOLE		17	160	90%	177
HOSPICE OF THE TREASURE COAST		172	5	3%	177
LISTENING DOCTOR PLLC, THE		159	18	10%	177
PROMPT CARE OF CENTRAL FLORIDA		7	170	96%	177
TERRACE AT HOBE SOUND, THE	1	162	14	8%	177
HARBOR BEACH NURSING AND REHABILITATION CENTER		147	30	17%	177
Peninsula Care and Rehab		164	12	7%	176
WOODBIDGE FACILITY INC		170	6	3%	176
ASTON GARDENS AT PELICAN MARSH		169	7	4%	176
GENE BY GENE		61	115	65%	176
ORLANDO HEALTH EMERGENCY DEPARTMENT		163	12	7%	175
COASTAL INTERNAL MEDICINE		135	40	23%	175
MAINSTREAM DIAGNOSTIC LABORATORY LLC		147	27	16%	174
ANCHOR CARE AND REHABILITATION CENTER		173	1	1%	174
DOCTOR TODAY TLC LLC		123	51	29%	174
CITRUS MEMORIAL HOSPITAL		1	173	99%	174
ARDEN COURTS OF LELY PALMS		171	2	1%	173
LONGWOOD CARDIOLOGY			173	100%	173
MINUTECLINIC DIAGNOSTIC OF SOUTH CARO		147	26	15%	173
BROOKDALE FORT MYERS THE COLONY		167	5	3%	172
Winter Park Care and Rehab		171	1	1%	172
URGENT CARE OF THE PALM BEACHES, NORTH PALM BEACH			172	100%	172
SOMERBY LAKE NONA		164	7	4%	171
FINNISH AMERICAN REST HOME-ALF		169	2	1%	171
GRAVITY DIAGNOSTICS		56	114	67%	170
Life Care Center of Orlando		164	6	4%	170
WESLEY HAVEN VILLA	1	134	35	21%	170
JPR URGENT MEDICAL CARE		165	5	3%	170
ADVENT HEALTH CENTRA CARE - TEMPLE TERRACE	1	104	64	38%	169
ALLCARE MEDICAL CENTERS PC		144	25	15%	169
OPPENHEIMER PLASTIC SURGERY LLC		164	5	3%	169
CORNERSTONE MEDICAL CARE OF BRANDON PL		138	30	18%	168
PANAMA CITY DEVELOPMENTAL CENTER		168			168
OSPREY VILLAGE AT AMELIA ISLAND LTD		157	10	6%	167
REGENCY OAKS HEALTH CENTER		165	2	1%	167
Nemours Children's Urgent Care		80	87	52%	167
MEADOWCREST FAMILY PHYSICIANS		98	69	41%	167
AEGIS MEDICAL GROUP		137	30	18%	167
ANYLABTEST NOW		158	8	5%	166
PACIFICA SUNRISE		158	8	5%	166
CITRUS HEALTH AND REHAB		132	33	20%	165

COVID-19: testing by laboratory

Data through May 21, 2021 verified as of May 22, 2021 at 09:25 AM

Data in this report are provisional and subject to change.

The numbers in the table below represent the number of Florida and non-Florida residents for whom test results were received by the Department of Health. A person can be tested by more than one laboratory and can have both positive and negative results. **Therefore, the sum of the numbers in each column will be larger than the total number of people tested.**

Reporting lab	Inconclusive	Negative	Positive	Percent positive	Total
WRIGHTS HEALTH CARE AND REHABILITATION CENTER		135	30	18%	165
THE ARLINGTON OF NAPLES INC.		162	3	2%	165
BROOKDALE BONITA SPRINGS		162	3	2%	165
NORTH PORT REHABILITATION AND NURSING CENTER□		163	1	1%	164
MINUTECLINIC LLC #4987		147	17	10%	164
LEE MEMORIAL HEALTH SYSTEM HEALTH FAIR		157	7	4%	164
CHERRY OAK PALM BEACH COUNTY		156	8	5%	164
BRADENTON HEALTH CARE		163			163
TRI COUNTY NURSING HOME		162	1	1%	163
WALTON PLACE		163			163
PRECISION GENETICS, INC		157	6	4%	163
REHAB AND HEALTHCARE CENTER OF CAPE CORAL		163			163
LANDMARK HOSPITAL SOUTHWEST FLORIDA LLC		158	5	3%	163
MINUTECLINIC DIAGNOSTIC OF NORTH CAROL		137	25	15%	162
KINDRED HOSPITAL NORTH FLORIDA	3	151	8	5%	162
ARLINGTON OF NAPLES INC, THE		162			162
KEYSTYLE LIVING LLC	1	159	2	1%	162
DEERFIELD BEACH REHABILITATION AND NURSING		157	5	3%	162
DOCTORS MEMORIAL FAMILY PRACTICE	2	122	38	23%	162
WALGREENS CO		143	18	11%	161
DESOTO PALMS ALF		155	6	4%	161
F&T MEDICAL RESEARCH, INC		160			160
TUSCAN ISLE CHAMPIONSGATE OP CO LLC		158	2	1%	160
KEYSTONE REHAB		160			160
ARCADIA HEALTH AND REHABILITATION CENTER		100	60	38%	160
AMERICAN HOUSE COCONUT POINT		138	22	14%	160
GREENBRIAR REHABILITATION AND NURSING CENTER	1	159			160
BROOKDALE PENSACOLA		158	1	1%	159
LABORATORY OF FLORIDA		103	56	35%	159
POINTE, THE		131	28	18%	159
GRAND AVE PHARMACY		112	47	30%	159
WUESTHOFF REF LABORATORY			158	100%	158
PROVIDENCE HOSPITAL LABORATORY		149	9	6%	158
PHYSICIAN PARTNERS PERRY		94	64	41%	158
WALGREENS 6221		139	18	11%	157
The Crossings		155	2	1%	157
GRAND VILLA OF ORMOND BEACH		151	6	4%	157
FAWCETT MEMORIAL HOSPITAL-LAB		39	118	75%	157
TIMBERRIDGE NURSING HOME & REHAB		123	34	22%	157
ALL FLORIDA FAMILY AND SPORTS MEDICINE		134	23	15%	157
ADVENTHEALTH HOSPICE CARE CENTRAL FLORIDA		152	5	3%	157
MEMORY CARE OF NAPLES		155	1	1%	156
Englewood Healthcare and Rehab		141	15	10%	156
MD NOW MEDICAL CENTERS, INC.		121	35	22%	156
CLEARWATER STATMED QUICK QUALITY CLINICS		47	109	70%	156
CRANE CENTER		124	31	20%	155
COCOA BEACH/ADVENT CENTRA		41	114	74%	155

COVID-19: testing by laboratory

Data through May 21, 2021 verified as of May 22, 2021 at 09:25 AM

Data in this report are provisional and subject to change.

The numbers in the table below represent the number of Florida and non-Florida residents for whom test results were received by the Department of Health. A person can be tested by more than one laboratory and can have both positive and negative results. **Therefore, the sum of the numbers in each column will be larger than the total number of people tested.**

Reporting lab	Inconclusive	Negative	Positive	Percent positive	Total
Summit Medical Group		143	12	8%	155
CLINICA HISPANA		1	154	99%	155
AESTHETIC SURGERY CENTER OF WINTER PARK, THE	3	147	5	3%	155
DIAMOND RIDGE		147	8	5%	155
FAMILY EXTENDED CARE OF CENTRAL TAMPA		137	18	12%	155
CORE BIO LABS		76	79	51%	155
Centre Pointe Health and Rehabilitation Center		143	11	7%	154
NCRNC INC		140	14	9%	154
OHI WEST INC		141	13	8%	154
NAPHCARE, INC.		144	10	6%	154
WINDSOR OF LAKEWOOD RANCH,THE		151	3	2%	154
PALMETTTO FACILITY INC	1	153			154
PRUITT HEALTH		152	2	1%	154
TURNING POINT OF TAMPA		145	8	5%	153
SUNNY HILLS ALF OF SEBRING INC		140	13	8%	153
CROSSWINDS HEALTH AND REHABILITATION CENTER	1	150	2	1%	153
QUALITY URGENT CARE AND WELLNESS		104	48	32%	152
GATEWAY CARE CENTER		150	2	1%	152
TALLAHASSEE VA OPC		143	9	6%	152
WILLOW BROOKE COURT AT AZALEA TRACE		149	3	2%	152
GRAND VILLA OF DELAND		143	9	6%	152
NAVARRE GARDENS LLC		127	25	16%	152
ENCOMPASS HEALTH REHABILITATION HOSPITAL		149	2	1%	151
DIAGNOSTIC LABORATORY OF OKLAHOMA		125	26	17%	151
VILLAGE ON THE ISLE□		145	6	4%	151
ORANGE COUNTY CORRECTIONS HEALTH SERVICES		121	30	20%	151
MACKOUL PEDIATRICS FORT MYERS		130	21	14%	151
PALM BEACH COUNTY HEALTH DEPT LAB	4	140	7	5%	151
REFUAH HEALTH CENTER LABORATORY		143	8	5%	151
ROHR HOME		145	6	4%	151
LIFE CARE CENTER OF JACKSONVILLE□		129	21	14%	150
GOLD CHOICE SENIOR COMMUNITIES		109	41	27%	150
TGH URGENT CARE POWERED BY FAST TRACK			150	100%	150
SONATA COCONUT CREEK	2	125	23	15%	150
SANIBEL INTERNAL MEDICINE, LLC		143	6	4%	149
DAYSPRING VILLAGE		127	22	15%	149
A2Z DIAGNOSTICS		148	1	1%	149
PRECISION HEALTH RESOURCES, LLC	1	133	15	10%	149
SEVEN HILLS HEALTH AND REHABILITATION CENTER		133	16	11%	149
MED COMP SCIENCES		3	146	98%	149
UNIVERSTIY CENTER MEDICAL LLC DBA	1	141	6	4%	148
MILLENNIUM LAB SERVICES			148	100%	148
BLOCK NATION CHASE		121	27	18%	148
ALLIANCE PEDIATRICS		116	32	22%	148
SEAGRASS VILLAGE FLEMING ISLAND		111	37	25%	148
East Bay Rehabilitation Center		113	35	24%	148
PROVISTA DIAGNOSTICS, INC		145	3	2%	148

COVID-19: testing by laboratory

Data through May 21, 2021 verified as of May 22, 2021 at 09:25 AM

Data in this report are provisional and subject to change.

The numbers in the table below represent the number of Florida and non-Florida residents for whom test results were received by the Department of Health. A person can be tested by more than one laboratory and can have both positive and negative results. **Therefore, the sum of the numbers in each column will be larger than the total number of people tested.**

Reporting lab	Inconclusive	Negative	Positive	Percent positive	Total
SUMMIT MEDICAL GROUP PA		134	13	9%	147
FG RAPID		140	7	5%	147
Alhambra Health and Rehabilitation		146	1	1%	147
RESEARCH CENTERS OF AMERICA, LLC		119	27	18%	146
WEDGEWOOD HEALTHCARE CENTER		94	52	36%	146
MV MEDICAL PRACTICE DBA PRIMARY URGENT CARE		139	7	5%	146
Quail Run Health Care Center		146			146
BIODESIX, INC.		114	32	22%	146
BOSTON RED SOX CLUB LP		144	2	1%	146
WILLOWBROOKE COURT AT ST ANDREWS ESTATES		141	5	3%	146
BROOKDALE CAPE CORAL		145			145
MANOR CARE OF PALM HARBOR		142	3	2%	145
TREASURE COAST FORENSIC TREATMENT CTR		124	21	14%	145
ADVENTHEALTH CENTRA CARE PONCIANA	1	81	63	43%	145
KINDRED HOSPITAL-BAY AREA-ST PETERSBURG LAB	1	138	6	4%	145
DAYSPRING SENIOR LIVING LLC		143	2	1%	145
ENCOMPASS HEALTH REHABILITATION HOSPITAL OF SARASOTA		144	1	1%	145
REGENCY CARE OF BLOUNTSTOWN LLC		135	10	7%	145
BAY REGIONAL URGENT CARE	1	99	44	31%	144
ECOLAB GROUP		108	36	25%	144
SMILEY MEDICAL GROUP		108	35	24%	143
JEFFERY WEINZWEIG		2	141	99%	143
OAKS OF KISSIMMEE HEALTH AND REHABILITATION CENTER		140	3	2%	143
GRAND VILLA OF LAKELAND		136	6	4%	142
MICRO PATH LABORATORIES INC		139	3	2%	142
DB MD		126	16	11%	142
LabCorp L#09258090 M#09258105		75	67	47%	142
EMERALD COAST BEHAVIORAL HOSPITAL		135	7	5%	142
PEDIATRIC SERVICES AND BREATHING CENTER PA		112	30	21%	142
PM Pediatrics		120	22	15%	142
SOUTH LAKE PEDIATRICS		123	19	13%	142
WELLNOW URGENT CARE PC		139	2	1%	141
JOHN KNOX VILLAGE OF CENTRAL FLORIDA		136	5	4%	141
PANCARE HEALTH GULF COUNTY		109	32	23%	141
HIGHLANDS MEDICAL CENTER		138	3	2%	141
AVOW HOSPICE INC		140	1	1%	141
THREE OAKS PHARMACY INC		126	15	11%	141
ORANGE PARK PEDIATRICS		127	14	10%	141
ST PETERSBURG PEDIATRICS-MLK JUNIOR BLVD		131	10	7%	141
GIBBENS FAMILY MEDICAL, LLC		120	21	15%	141
UNITED CLINICAL LABORATORIES		132	9	6%	141
DIATHERIX LABORATORIES		78	63	45%	141
NOVARI CARE LLC		97	44	31%	141
ARDEN COURTS OF WEST PALM BEACH		136	5	4%	141
PORT ST LUCIE REHABILITATION AND HEALTHCARE		98	43	30%	141
SURFSIDE URGENT CARE		114	27	19%	141
CARENOW URGENT CARE - LAKE MARY			140	100%	140

COVID-19: testing by laboratory

Data through May 21, 2021 verified as of May 22, 2021 at 09:25 AM

Data in this report are provisional and subject to change.

The numbers in the table below represent the number of Florida and non-Florida residents for whom test results were received by the Department of Health. A person can be tested by more than one laboratory and can have both positive and negative results. **Therefore, the sum of the numbers in each column will be larger than the total number of people tested.**

Reporting lab	Inconclusive	Negative	Positive	Percent positive	Total
DOCTOR'S IN HOUSE LABORATORY		18	122	87%	140
VITAS HEALTHCARE CORPORATION OF FLORIDA		136	4	3%	140
MAIN STREET MEDICAL CENTER OF CRESTVIEW PA		113	26	19%	139
LABCORP RTP		55	84	60%	139
SONNIS PEDIATRICS PA		121	18	13%	139
GRAND OAKS HEALTH & REHABILITATION		138	1	1%	139
DOCTORS CENTER PA,THE		118	21	15%	139
Gulf Coast Healthcare (Longwood Health and Rehab		118	21	15%	139
MANOR AT BLUEWATER BAY		131	7	5%	138
STEWART MEDICAL GROUP		34	104	75%	138
TROPICANA MANUFACTURING COMPANY INC		131	7	5%	138
Lakeside Nursing and Rehabilitation Center	1	112	25	18%	138
TGH URGENT CARE – TYRONE		10	128	93%	138
CLARE BRIDGE OF CAPE CORAL	1	137			138
AMERICAN PATHOLOGY PARTNERS		136	2	1%	138
ADVENT HEALTH CENTRA CARE - DELAND		28	110	80%	138
LATE HOURS URGENT CARE		68	70	51%	138
AHEC CLINIC		8	130	94%	138
PUTNAM COUNTY SHERIFFS OFFICE		128	10	7%	138
ADVENT HEALTH CENTRA CARE - CITRUS PARK		9	129	93%	138
MINUTECLINIC DIAGNOSTIC OF NORTH CARO		123	15	11%	138
PRIME HEALTH OF NORTH PORT LLC		115	22	16%	137
VITAS HEALTHCARE		123	14	10%	137
ST JOSEPHS HOSPITAL SOUTH HOSPITAL		1	136	99%	137
ADVENT HEALTH - CENTRAL PASCO ER		118	19	14%	137
SPRING HAVEN RETIREMENT	1	133	3	2%	137
SUNRISE SENIOR LIVING OF JACKSONVILLE		120	17	12%	137
HARBORCHASE OF VERO BEACH	1	117	19	14%	137
OAKS OF CLEARWATER, THE		133	3	2%	136
GUIDEWELL EMERGENCY MEDICINE DOCTORS LLC		91	45	33%	136
L&S SENIOR CARE DBA ARCADIA OAKS	4	131	1	1%	136
ADVENT HEALTH CENTRA CARE - ORANGE CITY	1	53	82	60%	136
SONATA DELRAY BEACH		125	11	8%	136
ENCOMPASS HEALTH REHABILITATION HOSPITAL OF LARGO		133	3	2%	136
ARIZONA DEPARTMENT OF HEALTH SERVICES		5	131	96%	136
CLUB HEALTH AND REHABILITATION CENTER, THE		134	1	1%	135
IRL MARKET LAB ALACHUA		104	31	23%	135
SMS DO PA		115	20	15%	135
TREASURE COAST PEDIATRICS PA		127	8	6%	135
SONATA WEST		133	2	1%	135
PEDIATRIC CARE CENTER		135			135
SUNY UPSTATE OVERFLOW LABORATORY		134			134
SOUTH CAMPUS FACILITY INC		122	12	9%	134
ALTERNATIVE LIVING, INC DBA TWIN CITIES PAVILION		131	3	2%	134
ADVANCED MEDICAL CENTER		86	48	36%	134
HOSPICE OF MARTIN & ST LUCIE, INC		131	3	2%	134
SANDALWOOD NURSING CENTER		127	7	5%	134

COVID-19: testing by laboratory

Data through May 21, 2021 verified as of May 22, 2021 at 09:25 AM

Data in this report are provisional and subject to change.

The numbers in the table below represent the number of Florida and non-Florida residents for whom test results were received by the Department of Health. A person can be tested by more than one laboratory and can have both positive and negative results. **Therefore, the sum of the numbers in each column will be larger than the total number of people tested.**

Reporting lab	Inconclusive	Negative	Positive	Percent positive	Total
SOLARIS SENIOR LIVING OF MERRITT ISLAND		128	5	4%	133
VIERA HOSPITAL			133	100%	133
HEARTLAND PHARMACY LAKE PLACID, INC		100	33	25%	133
MINUTECLINIC DIAGNOSTIC OF OHIO LLC		111	22	17%	133
AMERICAN HOUSE-BONITA SPRINGS□		131	1	1%	132
LAKELAND REGIONAL HEALTH LAKE MIRIAM	3	87	42	32%	132
MORTON PLANT HOSPITAL NURSING		2	130	98%	132
VITAS HEALTHCARE CORP OF FLORIDA		131	1	1%	132
SEMINOLE SPORTS AND FAMILY MEDICINE		116	16	12%	132
CENTRACARE		18	114	86%	132
THE REHABILITATION CENTER OF LAKE CITY		127	5	4%	132
THE WELLNESS CENTER AT LAKEWOOD RANCH		43	88	67%	131
COQUINA CENTER		126	5	4%	131
ARBOR TERRACE SAN JOSE LLC	3	126	2	2%	131
FOUNTAINS OF HOPE LLC, THE		130	1	1%	131
EC OPCO CARROLLWOOD LLC		124	7	5%	131
CHARLES CROFT MD	1	128	2	2%	131
INTEGRATED REGIONAL LABORATORIES		119	12	9%	131
THE CLUB AND REHABILITATION CENTER		129	1	1%	130
MEYER PEDIATRICS		114	16	12%	130
PANAMA PHARMACY	3	109	18	14%	130
MOOSEHAVEN LIFE CARE CENTER		130			130
ADVANCED EMURGENT CARE		32	98	75%	130
THE COURTYARD ASSISTED LIVING		125	4	3%	129
TRI-COUNTY NURSING HOME		117	12	9%	129
FHMG- FLORIDA HOSPITAL MEDICAL GROUP		115	14	11%	129
BMHSI-AEL MICROBIOLOGY LABORATORY	2	102	25	19%	129
QUICK CARE MED PL CR		80	49	38%	129
ISLAND LAKE CENTER		108	21	16%	129
LIFESTREAM BEHAVORIAL CENTER		104	25	19%	129
IQBAL A FARUQUI MD□		93	35	27%	128
FHMG LAKE MARY PEDS		112	16	13%	128
WESTCHESTER MEDICAL CENTER	1	121	6	5%	128
Golfview Healthcare Center		122	6	5%	128
Cross Landings Health and Rehabilitation		119	9	7%	128
SHOAL CREEK REHABILITATION CENTER		85	42	33%	127
ALL CARE URGENT CARE			127	100%	127
PATRICK AIR FORCE BASE		14	113	89%	127
GESSLER CLINIC PA		98	29	23%	127
HILLSBOROUGH COUNTY DEVELOPMENTAL CTR□	1	117	9	7%	127
FLORIDA DEPARTMENT OF HEALTH IN LAKE COUNTY	1	79	47	37%	127
WORLD OF PEDIATRICS LLC		119	8	6%	127
ADVENTHEALTH MEDICAL GROUP PRIMARY CARE		116	11	9%	127
TIFFANY HALL NURSING AND REHAB CENTER		118	9	7%	127
PALMS EDGE	1	118	8	6%	127
RARITAN BAY PERTH AMBOY		117	9	7%	126
IXI WELLNESS DALLAS, LLC		126			126

COVID-19: testing by laboratory

Data through May 21, 2021 verified as of May 22, 2021 at 09:25 AM

Data in this report are provisional and subject to change.

The numbers in the table below represent the number of Florida and non-Florida residents for whom test results were received by the Department of Health. A person can be tested by more than one laboratory and can have both positive and negative results. **Therefore, the sum of the numbers in each column will be larger than the total number of people tested.**

Reporting lab	Inconclusive	Negative	Positive	Percent positive	Total
ISLAND COAST PEDIATRICS		114	12	10%	126
NORTHWESTERN UNIVERSITY CORP		125	1	1%	126
PALM BAY HOSPITAL			126	100%	126
MONTEFIORE MEDICAL CENTER LABORATORIES - MOSES		116	10	8%	126
WINDERMERE MEDICAL CENTER		120	6	5%	126
J FRANK AVEY MD		97	28	22%	125
Mt Sinai Aventura			125	100%	125
CHILDRENS CLINIC		71	54	43%	125
BLISS HEALTHCARE SERVICES	1	99	25	20%	125
BROOKDALE PALM COAST		125			125
NORTH FL SOUTH GA HCS-MALCOM RANDALL VAMC			124	100%	124
ISLAND URGENT CARE PLLC DBA AFC URGENT CARE		123	1	1%	124
SIMEDHEALTH LLC		106	18	15%	124
ARDEN COURTS OF SARASOTA		106	18	15%	124
ARBOR GLEN AT ARBOR TRACE	2	113	9	7%	124
FLORIDA ATLANTIC UNIVERSITY		116	8	6%	124
ADVENT HEALTH CENTRA CARE - BRANDON		31	93	75%	124
SHERMAN-ABRAMS LABORATORY INC		116	8	6%	124
MINUTECLINIC DIAGNOSTIC OF RHODE ISLAND, LLC #729		120	4	3%	124
PSL NAPLES BH OPERATIONS, LLC		123			123
GENEDX		48	75	61%	123
COLONY CARE CENTER		106	17	14%	123
TREASURE COAST PRIMARY CARE		100	23	19%	123
CITRUS MEMORIAL HEALTH SYSTEM LAB		2	121	98%	123
PICH KTM CORP DBA MEDITOWN PHARMACY		106	17	14%	123
PHYSICIANS REGIONAL CLINIC		92	30	25%	122
PARKVIEW HEALTH		121	1	1%	122
TOTAL CARE PLUS LLC			122	100%	122
LENOX HILL HOSPITAL		113	9	7%	122
HOSPICE OF THE EMERALD COAST INC - PANAMA CITY	2	113	7	6%	122
WINDSOR WOODS REHAB & HEALTHCARE CTR		115	7	6%	122
TUSCAN ISLE OPERATING COMPANY LLC DBA		118	4	3%	122
URGENT CARE TCMA			121	100%	121
BROOKDALE JENSEN BEACH		118	3	2%	121
Hialeah Nursing And Rehabilitation Center		115	6	5%	121
CALADIUM PEDIATRICS		105	16	13%	121
LPG PRIMARY CARE AT SURFSIDE		105	16	13%	121
Sandy Ridge Center for Rehabilitation and Healing		100	21	17%	121
Crystal Health & Rehab Center		115	6	5%	121
PINELLAS COUNTY JAIL			121	100%	121
UNIVERSITY HEALTH SYSTEM INC		109	11	9%	120
CAN COMMUNITY HEALTH		118	2	2%	120
ARBOR TERRACE ORTEGA LLC	2	116	2	2%	120
MY CLINICAL LAB INC		17	103	86%	120
HOBDARI FAMILY HEALTH LLC		83	37	31%	120
FLAGLER COLLEGE HEALTH SERVICES		86	34	28%	120
ISLAND DOCTORS		23	96	81%	119

COVID-19: testing by laboratory

Data through May 21, 2021 verified as of May 22, 2021 at 09:25 AM

Data in this report are provisional and subject to change.

The numbers in the table below represent the number of Florida and non-Florida residents for whom test results were received by the Department of Health. A person can be tested by more than one laboratory and can have both positive and negative results. **Therefore, the sum of the numbers in each column will be larger than the total number of people tested.**

Reporting lab	Inconclusive	Negative	Positive	Percent positive	Total
DELAND WELLNESS CENTER			119	100%	119
RDX BIOSCIENCE		60	59	50%	119
MATHISON RETIREMENT COMMUNITY		114	5	4%	119
VILLAS OF HOLLY BROOK - BRADENTON 14TH		117	2	2%	119
VILLAGES VA CBOC	2	110	7	6%	119
BROOKDALE CANOPY OAKS		87	32	27%	119
MED ONE AT SAINT AUGUSTINE		87	32	27%	119
COASTAL HEALTH AND REHAB		110	9	8%	119
BROWARD HEALTH CORAL SPRINGS EPIDEMIOLOGY DEPT		1	118	99%	119
GRAND OAKS OF JENSEN BEACH LLC		113	5	4%	118
SOUTH BALDWIN MEDICAL CENTER GULF SHORES		95	23	19%	118
SH HERON EAST LLC		103	15	13%	118
A PLUS FAMILY URGENT CARE		94	24	20%	118
MINUTECLINIC DIAGNOSTIC OF SOUTH CAROLINA, LLC		98	20	17%	118
BAY PINES MEDICAL ASSOCIATES		1	116	99%	117
MD 365 MEDICAL CARE		116	1	1%	117
NORTH SHORE MEDICAL LABS	1	109	7	6%	117
MULBERRY CARE CENTER		104	13	11%	117
NEIGHBORHOOD MEDICAL CENTER		112	5	4%	117
BROOKDALE COLONIAL PARK	2	114	1	1%	117
CAREATC		30	87	74%	117
LEE COUNTY SCHOOL DISTRICT	1	108	7	6%	116
CONSULATE HEALTH CARE OF SARASOTA	1	115			116
OZ		116			116
G & R HEALTH MART PHARMACY		96	20	17%	116
CARE CENTERS OF NASSAU, LLC - HENDRICKS RD		115	1	1%	116
TREASURE COAST MEDICAL ASSOCIATES		4	112	97%	116
CSL PLASMA INC		11	105	91%	116
BELVEDERE COMMONS OF FORT WALTON BEACH		106	10	9%	116
WESTWOOD NURSING & REHAB		82	34	29%	116
CABANA AT JENSEN DUNES, THE		112	4	3%	116
Courtyards of Orlando Care Center		102	13	11%	115
INFINITY BIOLOGIX LLC OAKDALE		109	6	5%	115
SUNFLOWER SPRINGS ASSISTED LIVING		105	10	9%	115
UNIVERSITY MEDICAL CENTER SUITES		101	14	12%	115
THE POINTE AT CEDAR PARK		114	1	1%	115
CVS NY4098030POCT NEW YORK		113	1	1%	114
ELAN BUENA VISTA		97	17	15%	114
CAREMOUNT MEDICAL - PATHOLOGY		109	4	4%	113
MAJESTIC OAKS		110	3	3%	113
ASHRAF MEDICAL GROUP PLLC DBA PULSE MD		110	3	3%	113
CLEVELAND CLINIC FOUNDATION		12	101	89%	113
TGH URGENT CARE - RIVERVIEW		1	112	99%	113
WHITE PLAINS HOSPITAL CENTER LAB		108	4	4%	112
AU HEALTH		96	16	14%	112
VRL EUROFINIS - HAWAII		112			112
GRACE MEDICAL HOME		93	19	17%	112

COVID-19: testing by laboratory

Data through May 21, 2021 verified as of May 22, 2021 at 09:25 AM

Data in this report are provisional and subject to change.

The numbers in the table below represent the number of Florida and non-Florida residents for whom test results were received by the Department of Health. A person can be tested by more than one laboratory and can have both positive and negative results. **Therefore, the sum of the numbers in each column will be larger than the total number of people tested.**

Reporting lab	Inconclusive	Negative	Positive	Percent positive	Total
ALLIED HEALTH FORT PIERCE		112			112
EXPRESS DOCS LLC		11	101	90%	112
AVANTE OF MOUNT DORA INC		111			111
LECONTE MEDICAL CENTER LAB		91	20	18%	111
HARBORCHASE OF NAPLES		97	14	13%	111
ALL MY KIDS PEDIATRICS INC		78	33	30%	111
MG PORT CHARLOTTE II SUBTENANT LLC		99	12	11%	111
Ocala Oaks Rehabilitation Center		105	6	5%	111
MEDEXPRESS - BLOOMIN BRANDS		88	23	21%	111
VANDERBILT UNIVERSITY MEDICAL CENTER		100	10	9%	110
WE SCREEN LLC		104	6	5%	110
LAKE HOUSE ASSISTED LIVING		93	17	15%	110
BAPTIST MEDICAL CENTER SOUTH		88	22	20%	110
AVANTE AT BOCA RATON, INC		110			110
AFTER HOURS PEDIATRICS			110	100%	110
Riviera Health Resort		108	1	1%	109
KALEIDA HEALTH CENTER FOR LABORATORY		103	6	6%	109
BRANDYWYNE HEALTH CARE CENTER		107	2	2%	109
ORLANDO LUTHERAN TOWERS ASSISTED LIVING		108			108
North Lake Care Center		107	1	1%	108
NAVY HOSPITAL			108	100%	108
EVERGREEN WOODS HEALTH & REHAB CENTER		107	1	1%	108
EVANS HEALTH CARE		106	2	2%	108
FLORIDA PEDIATRIC GROUP		44	63	59%	107
BAY VIEW HEALTHCARE		85	22	21%	107
MENORAH HOUSE		106	1	1%	107
Salerno Bay Health & Rehabilitation Center		97	10	9%	107
MIAMI BEACH COMMUNITY HEALTH CENTER		2	105	98%	107
325TH MEDICAL GROUP		87	19	18%	106
Gulfport Rehabilitation Center		103	3	3%	106
SUNSHINE GARDENS		105	1	1%	106
ELMCROFT OF BELLA VITA□		98	8	8%	106
HEART OF FLORIDA REGIONAL MED CTR		35	71	67%	106
NORTH FLORIDA EVALUATION AND TREATMENT CENTER	2	99	5	5%	106
STONY BROOK UNIVERSITY MEDICAL CENTER		91	14	13%	105
COASTAL LABORATORIES OF FLORIDA		92	13	12%	105
PORT CHARLOTTE REHABILITATION CENTER		90	15	14%	105
CATHOLIC HEALTH SERVICES REGIONAL LAB		97	8	8%	105
MEDICAL CONSULTANTS OF FLORIDA DBA	1	90	14	13%	105
NORTH CENTRAL BRONX HOSPITAL		100	5	5%	105
HEARTLAND PEDIATRIC ASSOCIATES		87	18	17%	105
ST PETERSBURG PEDIATRICS-SEMINOLE		92	13	12%	105
ST MARK ASSISTED LIVING CENTER	1	92	12	11%	105
JOHN D ARCHBOLD MEMORIAL HOSPITAL		100	4	4%	104
GRANDE, THE□	2	98	4	4%	104
VISTA MANOR		92	12	12%	104
PEDIATRIC SERVICES OF AMERICA INC		98	6	6%	104

COVID-19: testing by laboratory

Data through May 21, 2021 verified as of May 22, 2021 at 09:25 AM

Data in this report are provisional and subject to change.

The numbers in the table below represent the number of Florida and non-Florida residents for whom test results were received by the Department of Health. A person can be tested by more than one laboratory and can have both positive and negative results. **Therefore, the sum of the numbers in each column will be larger than the total number of people tested.**

Reporting lab	Inconclusive	Negative	Positive	Percent positive	Total
PREDICTIVE LABORATORIES, INC	1	90	13	13%	104
GEORGE E WEEMS MEMORIAL HOSPITAL LAB		87	17	16%	104
DOUGLAS T JACOBSON STATE VETERANS HOME		104			104
DAVENPORT PEDIATRICS CLERMONT PA		93	11	11%	104
EAST RIDGE RETIREMENT VILLAGE INC		104			104
PEDIATRIC CARE CENTER- JACKSONVILLE BEACH		75	29	28%	104
LABCORP		31	72	70%	103
PRIMECARE AT TWIN LAKES		3	100	97%	103
PUBLIC SQUARE PHARMACY LLC		81	22	21%	103
ADVENT HEALTH CENTRA CARE - EAST ORLANDO		73	30	29%	103
FLORIDA MEDICAL CLINIC - MULTI SPECIALTY CAMPUS		53	50	49%	103
LAFAYETTE NURSING AND REHABILITATION CENTER		100	2	2%	102
PANIRA HEALTHCARE CLINIC		2	100	98%	102
1ST PRIORITY LAB SERVICES		85	17	17%	102
CRESTVIEW URGENT CARE	1	23	78	76%	102
SANTA BARBARA CARE CENTER		78	24	24%	102
BROOKDALE VERO BEACH SOUTH AL		101	1	1%	102
HENNEPIN HEALTHCARE LABORATORY		102			102
CENTRAL FLORIDA HEALTH CARE		47	55	54%	102
PruittHealth Fleming Island		87	15	15%	102
JESSIE TRICE COMMUNITY HEALTH SYSTEM, INC		85	17	17%	102
NAPHCARE INC		96	6	6%	102
WINDSOR OAKS		100	1	1%	101
HAWTHORN HOUSE☐		87	14	14%	101
JOHN KNOX VILLAGE OF FLORIDA ALF	1	96	4	4%	101
PENNSYLVANIA DEPT OF HEALTH		21	80	79%	101
EMERALD COAST CENTER		97	4	4%	101
CCS - BROWARD COUNTY JAIL		94	7	7%	101
MACADAMS HOME HEALTH AGENCY		100	1	1%	101
GOLFCREST HEALTHCARE CENTER		100			100
GRAND VILLA OF LARGO		91	9	9%	100
GOOD HEARTS COVID TESTING		57	43	43%	100
ORLANDO COVID TEST , LLC		92	8	8%	100
GLOBAL CENTRAL LABS AT PPD	2	88	10	10%	100
BREVARD HEALTH ALLIANCE INC		97	3	3%	100
Consulate Health Care of Jacksonville		85	14	14%	99
HUNTSVILLE HOSPITAL LABORATORY		71	28	28%	99
DEVANSH LAB WERKS INC		79	20	20%	99
MEDEXPRESS URGENT CARE WEST TAMPA			99	100%	99
AHMG SURGICAL SPECIALIST		99			99
LANDMARK, THE		48	50	51%	98
SIGNATURE HEALTHCARE OF MIDDLEBURG		96	2	2%	98
ARBOR TRAIL		78	20	20%	98
URINEGOODHANDS LLC		96	2	2%	98
HURLBURT FIELD CLINIC		39	59	60%	98
GARDENS AT TERRACINA HEALTH & REHABILITATION		97	1	1%	98
KORGENE LAB	1	28	69	70%	98

COVID-19: testing by laboratory

Data through May 21, 2021 verified as of May 22, 2021 at 09:25 AM

Data in this report are provisional and subject to change.

The numbers in the table below represent the number of Florida and non-Florida residents for whom test results were received by the Department of Health. A person can be tested by more than one laboratory and can have both positive and negative results. **Therefore, the sum of the numbers in each column will be larger than the total number of people tested.**

Reporting lab	Inconclusive	Negative	Positive	Percent positive	Total
KINDRED AT HOME		89	9	9%	98
AESTHETIC ENHANCEMENTS		98			98
VALLEY MEDICAL CENTER		91	7	7%	98
FLORIDA COMMUNITY HEALTH CENTERS INC			98	100%	98
PLAZA OF HALLANDALE BEACH		98			98
SEMINOLE COUNTY HEALTH DEPARTMENT		79	19	19%	98
MIRIMUS CLINICAL LABS	2	42	54	55%	98
SUPERIOR RESIDENCES OF LECANTO		82	15	15%	97
SKIPPACK MEDICAL LAB		82	15	15%	97
HEALTH CENTERS AT BRENTWOOD		96	1	1%	97
CATHOLIC HEALTH SYSTEM DEPT LABORATORY		93	4	4%	97
RIDGEWOOD DIAGNOSTIC LABORATORY		92	5	5%	97
ADVENT HEALTH CENTRA CARE - WATERMAN		79	18	19%	97
GADSDEN COUNTY HEALTH DEPARTMENT		84	13	13%	97
MINNESOTA TWINS		92	5	5%	97
QPS, LLC		93	3	3%	96
LABFIRST - DEPARTMENT OF PATHOLOGY		92	4	4%	96
INSTITUTE OF PATHOLOGY KINGS COUNTY		93	3	3%	96
SIMED LABORATORY		77	19	20%	96
BARRY UNIVERSITY STUDENT HEALTH SERVICES		52	44	46%	96
BRIDGEVIEW CENTER LLC		81	15	16%	96
ERIE COUNTY MEDICAL CTR CLINICAL LABS		92	4	4%	96
PEDIATRIC ASSOCIATES ORLANDO		82	14	15%	96
BAYSHORE MEMORY CARE		96			96
CVS MINUTE CLINIC		3	93	97%	96
MARKET STREET VIERA		95	1	1%	96
EAST ALABAMA MEDICAL CENTER LABORATORY		84	12	13%	96
SUNCOAST TECHNICAL COLLEGE SCHOOL OF HEALTH		96			96
JENNIFER J CHIAVETTA-GRLSANTI DC		78	17	18%	95
ST VINCENTS PRIMARY CARE		87	8	8%	95
ROSECASTLE AT DELANEY CREEK		94	1	1%	95
CROSS CITY REHABILITATION AND HEALTH CARE CENTER		72	23	24%	95
THE TERRACE OF KISSIMMEE		80	15	16%	95
MEDRITE URGENT CARE		81	14	15%	95
Summit Medical Group, Pa DbA Citymd		87	7	7%	94
NEW SMYRNA BEACH URGENT CARE			94	100%	94
Baldwin Pediatrix		83	11	12%	94
LEE MEMORIAL HEALTH SYSTEM D/B/A LEE COMMUNITY		88	6	6%	94
CENTURY CENTER FOR REHABILITATION & HEALING		76	18	19%	94
DIAGNOSTIC SOLUTIONS		3	91	97%	94
LAKE GIBSON VILLAGE, LLC		91	3	3%	94
CONCENTRA - FT LAUDERDALE - COMMERCIAL BLVD		92	2	2%	94
A COUNTRY PLACE ASSISTED LIVING FACILITY		92	2	2%	94
TAMPA BAY CONCIERGE DOCTOR, LLC		90	4	4%	94
Conway Lakes Health and Rehabilitation Center		93	1	1%	94
PRESERVE AT PALM AIRE	3	90			93
BISHOP GRADY VILLAS		91	2	2%	93

COVID-19: testing by laboratory

Data through May 21, 2021 verified as of May 22, 2021 at 09:25 AM

Data in this report are provisional and subject to change.

The numbers in the table below represent the number of Florida and non-Florida residents for whom test results were received by the Department of Health. A person can be tested by more than one laboratory and can have both positive and negative results. **Therefore, the sum of the numbers in each column will be larger than the total number of people tested.**

Reporting lab	Inconclusive	Negative	Positive	Percent positive	Total
PLYMOUTH HOME FOR ADULTS, INC.	8	84	1	1%	93
PANCARE HEALTH - FREEPORT CLINIC SUITE B		84	9	10%	93
PREMIUM HEALTH SERVICES OF TAMPA BAY LLC		60	33	35%	93
DAVITA LABORATORY		69	23	25%	92
PROMEDICA SENIOR LIVING		86	6	7%	92
SEBRING PEDIATRICS LLC		65	27	29%	92
SUWANNEE COUNTY SHERIFF OFFICE		89	3	3%	92
Heartland Health Care Center North Sarasota		78	14	15%	92
CAMPBELL URGENT CARE		15	77	84%	92
MAGNOLIA DIAGNOSTIC		2	90	98%	92
BAHIA OAKS LODGE		85	6	7%	91
ATLAN		82	9	10%	91
MEDICAL PAVILION CLINIC		67	24	26%	91
AVERO DIAGNOSTICS		67	24	26%	91
LAKELAND REGIONAL HEALTH GATEWAY CENTER		65	26	29%	91
LAKE BUTLER HOSPITAL		81	10	11%	91
ST VINCENT'S BIRMINGHAM		84	7	8%	91
GILBERT MEDICAL GROUP		84	7	8%	91
SUN CLINICAL LABORATORIES		90	1	1%	91
DEBARY HEALTH AND REHABILITATION CENTER		88	3	3%	91
MD 365 MEDICAL CARE PLLC		91			91
HERON CLUB AT PRESTANCIA		89	2	2%	91
ROCKLEDGE REGIONAL MEDICAL CENTER		36	55	60%	91
STUART REHABILITATION AND HEALTHCARE		75	16	18%	91
PARK OF THE PALMS INC		90	1	1%	91
JERICOHO URGENT CARE		87	4	4%	91
SONORAN DESERT PATHOLOGY ASSOCIATES		3	88	97%	91
FLORIDA MEDICAL CLINIC PA		63	28	31%	91
COOPER FAMILY MEDICAL PLLC		71	20	22%	91
MISIR DRUGS LLC		72	19	21%	91
MANATEE COUNTY JAIL		89	1	1%	90
HUNTINGTON HOSPITAL LABORATORY		87	3	3%	90
Winter Garden Rehab and Nursing Facility		79	11	12%	90
LEVY COUNTY DEPARTMENT OF HEALTH		65	25	28%	90
AR ANESTHESIA LLC		88	2	2%	90
Lanier Rehab		64	26	29%	90
URGENT CARE USA LLC		2	88	98%	90
KEYS MEDICAL GROUP			90	100%	90
OCOEE PEDIATRICS		82	8	9%	90
NORTH FLORIDA SPINE AND WELLNESS		69	20	22%	89
EVENTEST, LLC		87	2	2%	89
PERSONAL PEDIATRICS		78	11	12%	89
EMERGENCY PHYSICIANS MEDICAL CENTER LLC		65	24	27%	89
ARTHREX MEDICAL CENTER		50	39	44%	89
MINUTECLINIC DIAGNOSTIC OF NEW JERSEY		81	8	9%	89
ALCALA TESTING & ANALYSIS SERVICES		84	5	6%	89
STUART LODGE LIVING LLC		66	23	26%	89

COVID-19: testing by laboratory

Data through May 21, 2021 verified as of May 22, 2021 at 09:25 AM

Data in this report are provisional and subject to change.

The numbers in the table below represent the number of Florida and non-Florida residents for whom test results were received by the Department of Health. A person can be tested by more than one laboratory and can have both positive and negative results. **Therefore, the sum of the numbers in each column will be larger than the total number of people tested.**

Reporting lab	Inconclusive	Negative	Positive	Percent positive	Total
FREEDOM INN AT TARPON SPRINGS		82	7	8%	89
WALGREENS 2941		85	4	4%	89
MIAMI SHORES NURSING & REHAB		89			89
ACE BIOMEDICAL LABS LLC		74	15	17%	89
ATRIUM AT LIBERTY PARK□		85	4	4%	89
LAKE SHERIFF		69	20	22%	89
CHAMBREL AT ISLAND LAKE		84	4	5%	88
University Hills health and Rehabilitation		78	10	11%	88
ORTHOPAEDIC SURGERY CENTER		88			88
HOLMES COUNTY HEALTH DEPARTMENT	1	74	13	15%	88
CLYDE E LASSEN STATE VETERANS NURSING HOME		62	26	30%	88
TANVIR H SHAGAR NP		81	7	8%	88
PRODUCTION HEALTH SAFETY MANAGEMENT		86	2	2%	88
BAYLOR GENETICS		75	13	15%	88
LPG PRIMARY CARE AT PINE ISLAND		74	14	16%	88
DELCARE PA		71	17	19%	88
GOVERNOR'S CREEK HEALTH & REHABILITATION		87	1	1%	88
BARNETT PARK□		2	85	98%	87
PACIFIC ANALYTICS			87	100%	87
LAKE HOWELL FAMILY MEDICINE ASSOCIATES		70	17	20%	87
BRANDON HEALTH AND REHABILITATION CENTER	1	85	1	1%	87
BEACHES PEDIATRICS PA		82	5	6%	87
EISENHOWER ARMY MEDICAL CENTER		80	7	8%	87
UNIVERSITY OF NEW MEXICO HOSPITAL		87			87
TITUSVILLE FAMILY PRACTICE		29	57	66%	86
DISCOVERY VILLAGE AT THE FORUM		86			86
WALGREENS #12673		82	4	5%	86
PENSACOLA DEVELOPMENTAL CENTER		67	19	22%	86
PIERCE INSTRUMENTS INC		84	2	2%	86
BRILLIANCE ASSISTED LIVING		69	17	20%	86
ARBOR OAKS AT TYRONE	9	74	2	2%	85
GRAND ST PAUL CVS		82	3	4%	85
NICEVILLE URGENT CARE		38	47	55%	85
W. FRANK WELLS NURSING HOME		84	1	1%	85
MEADOWCREST FAMILY PHYSICIANS PA	1	60	24	28%	85
LEE COMMUNITY HEALTHCARE - LEHIGH		72	13	15%	85
PRMG - EAST NAPLES	1	73	11	13%	85
CORNERSTONE PEDIATRICS		69	16	19%	85
ROYAL CARE OF AVON PARK		81	3	4%	84
CENTRAL FLORIDA PEDIATRICS		38	46	55%	84
ERIC C MRSHAL, MD, PC #1842		81	3	4%	84
NITE LITE PEDIATRICS – JACKSONVILLE		76	8	10%	84
ADVENTHEALTH MEDICAL GROUP MULTISPECIALTY			84	100%	84
PINES OF SARASOTA GARDEN		84			84
LONG TERM CARE OF JAY, LLC		63	21	25%	84
EMPLOYEE WELLNESS PA		65	18	22%	83
LABCORP EMPLOYER SERVICES		82	1	1%	83

COVID-19: testing by laboratory

Data through May 21, 2021 verified as of May 22, 2021 at 09:25 AM

Data in this report are provisional and subject to change.

The numbers in the table below represent the number of Florida and non-Florida residents for whom test results were received by the Department of Health. A person can be tested by more than one laboratory and can have both positive and negative results. **Therefore, the sum of the numbers in each column will be larger than the total number of people tested.**

Reporting lab	Inconclusive	Negative	Positive	Percent positive	Total
PERSONAL PEDIATRICS PA		79	4	5%	83
BioReference Laboratories, Inc		10	73	88%	83
MID FLORIDA PRIMARY CARE PA		69	14	17%	83
GROWING TOGETHER PEDIATRICS, LLC		77	6	7%	83
CANOPY ON BERRYHILL, THE		51	32	39%	83
THE TRADITION OF THE PALM BEACHES		80	3	4%	83
OCEAN BIOSCIENCES LLC		82	1	1%	83
BROWARD HEALTH MEDICAL CENTER CLINICAL LAB			83	100%	83
LAKE CITY VA MEDICAL CENTER			82	100%	82
ROSECASTLE OF JACKSONVILLE LLC		80	2	2%	82
MINUTECLINIC, LLC		72	10	12%	82
THE PAVILION FOR HEALTH CARE		72	10	12%	82
NORTH SHORE UNIVERSITY HOSPITAL LABORATORY		75	7	9%	82
PANCARE HEALTH - MALONE CLINIC		75	7	9%	82
SEWALLS POINT PHARMACY INC		73	9	11%	82
WEST VOLUSIA FAMILY AND SPORTS MEDICINE		75	7	9%	82
STONY BROOK SOUTHAMPTON		80	2	2%	82
DEVELOPMENTAL DISABILITIES DEFENDANT PROGRAM		80	2	2%	82
LAB PLUS, LLC AT SAINT THOMAS WEST HOSPITAL		68	14	17%	82
Lexington Health and Rehabilitation Center		82			82
LAB		29	52	64%	81
JACOBI MEDICAL CENTER		76	5	6%	81
BIO-TECH CLINICAL LABORATORIES		41	40	49%	81
MEDCOR CORPORATE CLINIC		80	1	1%	81
BALMORAL TENANT SERVICES INC	1	43	36	45%	80
SUMTER PEDIATRICS		75	5	6%	80
Rehabilitation Center of the Palm Beaches		79	1	1%	80
ORLANDO CLINICAL RESEARCH CENTER		77	3	4%	80
MINUTECLINIC DIAGNOSTIC OF SOUTH CAROL		73	7	9%	80
AIR, LAND & SEA PHYSICALS & CONSULTATIONS, LLC		79	1	1%	80
LEE PHYSICIAN GROUP COLLEGE POINT		73	6	8%	79
BOND CLINIC PA		46	33	42%	79
BRADFORD COUNTY HEALTH DEPARTMENT		78	1	1%	79
MICHAEL AKPEKE MD		70	9	11%	79
VETERANS AFFAIRS MEDICAL CENTER - PALO ALTO		28	51	65%	79
NOMI HEALTH LAB SERVICES LLC		9	70	89%	79
MINUTECLINIC DIAGNOSTIC OF KANSAS, PA		70	9	11%	79
CENTRAL BALDWIN IMMEDIATE CARE & FAMILY PRACTICE		61	18	23%	79
MICHAEL A VENAZIO MD		75	4	5%	79
EDGEWATER AT WATERMAN VILLAGE		78	1	1%	79
CBS LABS OF TAMPA LLC		3	76	96%	79
CLEARWATER PAIN MANAGEMENT ASSOCIATES		77	2	3%	79
TRINITY URGENT CARE		63	15	19%	78
NEW MEXICO STATE PUBLIC HEALTH DIVISION		78			78
SUNSHINE PEDIATRICS		77	1	1%	78
DHMD		78			78
TOWERS HOME CARE☐		74	4	5%	78

COVID-19: testing by laboratory

Data through May 21, 2021 verified as of May 22, 2021 at 09:25 AM

Data in this report are provisional and subject to change.

The numbers in the table below represent the number of Florida and non-Florida residents for whom test results were received by the Department of Health. A person can be tested by more than one laboratory and can have both positive and negative results. **Therefore, the sum of the numbers in each column will be larger than the total number of people tested.**

Reporting lab	Inconclusive	Negative	Positive	Percent positive	Total
BAYCARE MEDICAL GROUP		71	7	9%	78
LPG PULMONOLOGY-COCONUT POINT		68	10	13%	78
DOH-WEST PALM BEACH BRANCH LABORATORY		3	75	96%	78
THOMAS INTERNAL MEDICINE		65	13	17%	78
LAKE MORTON PLAZA☐		75	3	4%	78
PANCARE HEALTH - JACKSON COUNTY		65	13	17%	78
THE GOOD SHEPARDS OF DELAND-WEST		76	1	1%	77
BOND CLINIC DR ELDEEB		38	39	51%	77
WOMENS CARE FLORIDA LABORATORY		70	7	9%	77
Grand Villa of Clearwater		71	6	8%	77
ERDOX		72	5	6%	77
GRAND VILLA OF ALTAMONTE SPRINGS		70	7	9%	77
HEALTH FIRST - PALM BAY HOSPITAL		2	75	97%	77
FAST PACE MEDICAL CLINIC, PLLC		65	12	16%	77
ORANGE CITY NURSING AND REHAB		75	2	3%	77
ASSOCIATED CLINICAL LABORATORIES		69	8	10%	77
LUTHERAN HAVEN ASSISTED LIVING		77			77
WALGREENS 9627		71	6	8%	77
NORTH FLORIDA PEDIATRICS - JACKSONVILLE		70	7	9%	77
PALM RIVER COMMUNITY HEALTH CENTER		68	9	12%	77
CLINICAL PATHOLOGY ASSOCIATES-SONIC REFERENCE LAB		76			76
NORTH FLORIDA PHARMACY		67	9	12%	76
S-H THIRTY-FIVE OPCO- PORT ST LUCIE, LLC	1	75			76
PROMEDICA LABORATORIES		21	55	72%	76
SUNCOAST OPTIMAL WELLNESS		23	53	70%	76
CAMP BOGGY CREEK		75	1	1%	76
MOBILE PHYSICIAN SERVICES INC		68	8	11%	76
PALM BAY URGENT CARE		31	45	59%	76
DYNAMIC MEDICAL USA			76	100%	76
WINDSOR REFLECTIONS		75	1	1%	76
SOS MOBILE MEDICAL CARE LLC		63	12	16%	75
WATERCREST ST LUCIE WEST	1	69	5	7%	75
ELLKAY HEALTHCARE DATA PLUMBERS	52	19	4	5%	75
EAST HILL PHARMACY		55	20	27%	75
BROWARD HEALTH MEDICAL CENTER		3	72	96%	75
ADVENTHEALTH EXPRESSCARE		45	30	40%	75
ST JOSEPHS CHILDRENS OUTREACH		2	73	97%	75
GOLDEN POND COMMUNITIES		74			74
SCOTT LAKE HEALTH AND REHABILITATION CENTER		71	3	4%	74
EC OPCO PENSACOLA, LLC		73	1	1%	74
HARMONY CLINIC		1	73	99%	74
MULBERRY'S MOBILE PROVIDER SERVICES LLC☐		55	19	26%	74
VIP WALK IN CLINIC		50	24	32%	74
MED EXPRESS		6	68	92%	74
MD LABS		47	27	36%	74
GV NAPLES OPCO, LLC		73	1	1%	74
OAK MANOR NURSING HOME		70	4	5%	74

COVID-19: testing by laboratory

Data through May 21, 2021 verified as of May 22, 2021 at 09:25 AM

Data in this report are provisional and subject to change.

The numbers in the table below represent the number of Florida and non-Florida residents for whom test results were received by the Department of Health. A person can be tested by more than one laboratory and can have both positive and negative results. **Therefore, the sum of the numbers in each column will be larger than the total number of people tested.**

Reporting lab	Inconclusive	Negative	Positive	Percent positive	Total
NOAH CLINICAL LABORATORY		63	11	15%	74
NORTH FLORIDA PEDIATRICS		57	17	23%	74
BROOKDALE OVIEDO		72	2	3%	74
CITY OF OCALA EMPLOYEE HEALTH AND WELLNESS CENTER		67	7	9%	74
ENCOMPASS HEALTH REHABILITATION HOSPITAL OF OCALA		73	1	1%	74
FLORIDA HEALTH CARE DELAND			74	100%	74
CONSULATE HEALTH CARE - LAKE MARY		72	1	1%	73
MED & CO INVESTMENT LLC		68	5	7%	73
EXPRESS CARE OF TAMPA BAY LLC	1	23	49	67%	73
DISCOVERY VILLAGE AT PALM BEACH GARDENS		71	2	3%	73
Stratford Court of Palm Harbor		63	10	14%	73
WALGREEN		59	14	19%	73
INDIGO MANOR		23	50	68%	73
EVIVIA		70	3	4%	73
WILSON MEMORIAL REGIONAL MEDICAL CENTER		69	4	5%	73
SAFARI PEDIATRICS PA		71	2	3%	73
GRAND VILLA OF DEL RAY WEST		69	4	5%	73
CAREATC INC BRANDON	21	46	5	7%	72
CRAIG BERGER MD PL D/B/A BAY AREA EYE INSTITUTE		72			72
ENCOMPASS HEALTH REHABILITATION OF ALTAMONTE		67	5	7%	72
HAVEN OF OUR LADY OF PEACE		72			72
BOND AND STEELE CLINIC, PA		58	14	19%	72
KESHAV RX LLC		59	13	18%	72
MINUTECLINIC DIAGNOSTIC MEDICAL GROUP		67	5	7%	72
LAKE CO EMPLOYEE HEALTH AND WELLNESS CENTER		64	8	11%	72
INTERNAL MEDICINE ASSOCIATES PA		67	5	7%	72
TGH URGENT CARE - WESTCHASE			72	100%	72
BIOREFERENCE LABORATORIES INC		11	60	85%	71
CL BRUMBACK PRIMARY CARE CLINICS		17	54	76%	71
ADVANCED LAB		67	4	6%	71
STERLING HOUSE OF TALLAHASSEE	3	62	6	8%	71
Casa Mora Rehabilitation & Extended Care		69	2	3%	71
INN AT ASTON GARDENS AT PELICAN POINTE,THE		67	4	6%	71
HAWTHORNE INN OF LAKE LAND		71			71
SIDDH INC DBA SAN CARLOS PHARMACY		67	4	6%	71
ADVENT HEALTH - PALM COAST		2	69	97%	71
AMMON LABS		61	10	14%	71
ADVENT HEALTH - LAKE MARY		61	10	14%	71
DOT DOC SARASOTA		62	8	11%	70
SUNCOAST COMMUNITY HEALTH CENTERS PEDIATRICS		21	49	70%	70
Highlands Regional Hospital		63	7	10%	70
PLANTATION GENERAL HOSPITAL CLINICAL LAB		26	44	63%	70
Heritage Park Care and Rehabilitation		70			70
TGH URGENT CARE - WESLEY CHAPEL			70	100%	70
THE CLUB AT BOYNTON BEACH, LLC		68	2	3%	70
USF HEALTH MORSANI CENTER		5	65	93%	70
SUMMIT AT VENICE	2	63	5	7%	70

COVID-19: testing by laboratory

Data through May 21, 2021 verified as of May 22, 2021 at 09:25 AM

Data in this report are provisional and subject to change.

The numbers in the table below represent the number of Florida and non-Florida residents for whom test results were received by the Department of Health. A person can be tested by more than one laboratory and can have both positive and negative results. **Therefore, the sum of the numbers in each column will be larger than the total number of people tested.**

Reporting lab	Inconclusive	Negative	Positive	Percent positive	Total
CALHOUN COUNTY HEALTH DEPT		40	30	43%	70
CP/AIG PENSACOLA DEVELOPMENT LLC		67	3	4%	70
PINELLAS PARK FIRE DEPARTMENT		65	4	6%	69
SAN JOSE SENIOR CARE LLC	1	43	25	36%	69
HERITAGE HEALTHCARE AND REHABILITATION CENTER		69			69
BLUE SPRINGS SURGERY CENTER		69			69
PARKSIDE INN	3	64	2	3%	69
MEMORIAL MANOR		69			69
WALGREENS #05625		64	5	7%	69
TAMPA URGENT CARE			69	100%	69
GENPATH			69	100%	69
LINCOLN MEDICAL AND MENTAL HEALTH CENTER		66	3	4%	69
AEL- MEMPHIS		17	51	75%	68
BIG BOCA SMILES LLC		66	2	3%	68
WALGREENS_PEMBROKE PINES		60	8	12%	68
HEALTHPARK MEDICAL CTR NURSING SVC		68			68
ADVANCE URGENT CARE CENTER, LLC		20	48	71%	68
ORLANDO ORTHOPAEDIC CENTER		63	5	7%	68
SOMERBY OF SANTA ROSA BEACH		59	9	13%	68
REOPEN DIAGNOSTICS			68	100%	68
SAMFORD UNIVERSITY HEALTH SERVICES		67	1	1%	68
GREENSBORO PATHOLOGY LLC		55	12	18%	67
FLORIDA HEALTH CARE		8	59	88%	67
FERN PARK DEVELOPMENTAL CENTER		13	54	81%	67
APC PEDIATRICS AT RYE ROAD MEDICAL PARK		63	4	6%	67
MEASE MANOR INC		63	4	6%	67
ST FRANCIS HOSPITAL		59	8	12%	67
MINUTECLINIC DIAGNOSTIC OF HAWAII LLC		60	7	10%	67
ENCOMPASS HEALTH REHABILITATION		64	3	4%	67
AMERICAN FAMILY MEDICAL		53	13	20%	66
TROY REGIONAL MEDICAL CENTER		55	11	17%	66
HERNANDO COUNTY FIRE RESCUE DISTRICT		32	34	52%	66
OKEECHOBEE URGENT CARE		17	49	74%	66
FLORIDA HOSPITAL PHYSICIAN GROUP		40	26	39%	66
ADVENTHEALTH MEDICAL GROUP FAMILY MEDICINE		61	5	8%	66
ADVENT HEALTH CENTRA CARE - WINTER GARDEN		20	46	70%	66
NORTH FLORIDA MEDICAL CENTER		59	7	11%	66
LPG PRIMARY CARE AT COLONIAL CENTER DRIVE		57	9	14%	66
VETERANS AFFAIRS MEDICAL CENTER - GULF COAST		27	39	59%	66
EAST CENTRAL FLORIDA OUTPATIENT IMAGING		45	21	32%	66
MEDEX MEDICAL EXPRESS OF PALATKA			66	100%	66
Bon Secours Maria Manor		60	6	9%	66
Palms at Ponte Vedra Assisted Living and Memory Care		63	3	5%	66
WELLSTAR KENNESTONE HOSPITAL		61	5	8%	66
PREMISE HEALTH MIA		27	39	59%	66
NEMOURS CHILDRENS PRIMARY CARE OVIEDO		51	15	23%	66
FAMILY HEALTH CENTER		46	20	30%	66

COVID-19: testing by laboratory

Data through May 21, 2021 verified as of May 22, 2021 at 09:25 AM

Data in this report are provisional and subject to change.

The numbers in the table below represent the number of Florida and non-Florida residents for whom test results were received by the Department of Health. A person can be tested by more than one laboratory and can have both positive and negative results. **Therefore, the sum of the numbers in each column will be larger than the total number of people tested.**

Reporting lab	Inconclusive	Negative	Positive	Percent positive	Total
VIERA HEALTH AND REHABILITATION CENTER		62	3	5%	65
MICHIGAN DEPARTMENT OF HEALTH AND HUMAN SERVICES	1		64	98%	65
WADSWORTH HEALTH CENTER		62	3	5%	65
HORIZON ALF		64	1	2%	65
SUMMER VISTA ASSISTED LIVING		38	27	42%	65
OUT OF STATE		40	25	38%	65
NXGEN MDX		20	45	69%	65
CORAL GABLES HOSPITAL			65	100%	65
ADVENT HEALTH - MOUNT DORA		10	55	85%	65
BROOKDALE CENTRE POINTE	1	64			65
SOUTHSIDE HOSPITAL NORTHWELL HEALTH LABORATORY		56	9	14%	65
JOSEPH L MORSE GERIATRIC CENTER	2	59	3	5%	64
MEDLOGIC LABORATORIES		3	61	95%	64
CHIPOLA QUICK CARE		57	7	11%	64
GREENLEAF ALF		63	1	2%	64
Manor Care of Dunedin	1	54	9	14%	64
BURRY'S PHARMACY INC		39	25	39%	64
Grace Rehabilitation of Vero Beach		63	1	2%	64
ADVENTHEALTH MEDICAL GROUP PULMONOLOGY		57	7	11%	64
LPG CONVENIENT CARE AT PINE ISLAND ROAD		58	6	9%	64
DEPT OF VA MED CENTE-WEST PALM BEACH			64	100%	64
SILVER LAKE PEDIATRICS PA		57	7	11%	64
BAYOU GARDENS DUNEDIN LLC		64			64
ST CLOUD PHYSICIAN MANAGEMENT LLC DBA ST CLOUD		30	34	53%	64
CARE CENTERS OF NASSAU LLC MINER ROAD SOUTH		64			64
VENICE URGENT CARE – GULF COAST		7	57	89%	64
UNITED MEDICAL LABS INC		63	1	2%	64
TRINITY AL SENIOR HOUSING LLC□		45	19	30%	64
MINUTE CLINIC DIAGNOSTIC OF VIRGINIA, LLC		60	4	6%	64
DAVID POSNACK JEWISH DAY SCHOOL		64			64
MAUREEN OROURKE-FUTEY			63	100%	63
LIGHTHOUSE PEDIATRICS OF NAPLES		56	7	11%	63
S-H THIRTY FIVE OPCO - ORANGE CITY, LLC		53	10	16%	63
MEDI CLINIC SARASOTA INC		62	1	2%	63
ACCESS 365 URGENT CARE		36	27	43%	63
CINNAMON COVE ALF		62	1	2%	63
MEASE CONTINUING CARE		61	2	3%	63
MARQUIS LABS, LLC		61	2	3%	63
BIG BEND CARES, INC		55	8	13%	63
ADVENTHEALTH MEDICAL GROUP FAMILY & INTERNAL		29	34	54%	63
CHILDREN'S HOSPITAL OF ALABAMA		62	1	2%	63
ALL AMERICAN URGENT CARE			63	100%	63
BEEHIVE HOMES OF GULF BREEZE		47	16	25%	63
SPRING MANOR ASSISTED LIVING		62			62
EMERALD COAST HOSPICE		61	1	2%	62
TBI RESIDENTIAL SERVICES, INC.		51	11	18%	62
LAKE INTERNAL MEDICINE ASSOCIATES PA		55	7	11%	62

COVID-19: testing by laboratory

Data through May 21, 2021 verified as of May 22, 2021 at 09:25 AM

Data in this report are provisional and subject to change.

The numbers in the table below represent the number of Florida and non-Florida residents for whom test results were received by the Department of Health. A person can be tested by more than one laboratory and can have both positive and negative results. **Therefore, the sum of the numbers in each column will be larger than the total number of people tested.**

Reporting lab	Inconclusive	Negative	Positive	Percent positive	Total
WAVE CREST HEALTH AND REHABILITATION CENTER		59	3	5%	62
MENTAL HEALTH CARE INC		53	9	15%	62
OVERLOOK HOSPITAL LABORATORY		57	5	8%	62
LONG ISLAND JEWISH MED CTR		56	6	10%	62
CDR MAGUIRE INC	1	7	54	87%	62
EVAN R SHAPIRO MD PA		62			62
TUKA PEDIATRICS		8	54	87%	62
LAKELAND REGIONAL HEALTH		38	24	39%	62
WASHINGTON REHABILITATION AND NURSING CENTER		51	10	16%	61
RITECARE MED CTR H			61	100%	61
INTERNAL MEDICINE SPECIALIST		55	6	10%	61
VALENCIA HOUSE ALF		59	2	3%	61
PALM BAY PEDIATRICS		40	21	34%	61
ENCOMPASS HEALTH REHABILITATION HOSPITAL OF PANAMA CITY		56	5	8%	61
WELLMED AT NEW TAMPA		47	14	23%	61
SOUTH FLORIDA BAPTIST HOSPITAL			60	100%	60
CITYMD OF MANAHAWKIN		57	3	5%	60
ST LUCIE COUNTY JAIL		45	15	25%	60
TWIN CREEKS ASSISTED LIVING & MEMORY CARE		57	3	5%	60
THE PRESERVE AT CLEARWATER		58	2	3%	60
SONATA BOCA RATON		54	6	10%	60
MINUTECLINIC DIAGNOSTIC OF NORTH CAROLINA		58	2	3%	60
BOCA BIOLISTICS LLC		46	14	23%	60
ENCOMPASS HEALTH REHABILITATION HOSPITAL OF MIAMI		59	1	2%	60
WILLOWS AT WILDWOOD, THE		54	6	10%	60
PATIENTS CHOICE LAB OF IND, LLC		52	8	13%	60
BARNES HEALTHCARE OF FLORIDA LLC		56	4	7%	60
NORTH CAROLINA DEPARTMENT OF HEALTH & HUMAN SERVICES	1		59	98%	60
IMMEDIATE CARE PA		56	4	7%	60
81ST MEDICAL GROUP		28	32	53%	60
FLORIDA MEDICAL CLINIC IM MLK		36	24	40%	60
HUNT CLUB MEDICAL		29	31	52%	60
MONROE COUNTY DETENTION CENTER		38	22	37%	60
SMH PHYSICIAN SERVICES INC		59	1	2%	60
GRAND AVENUE RX			60	100%	60
INTERNAL LAB		50	10	17%	60
CARDIOLOGY AND MEDICINE ASSOCIATES		43	16	27%	59
CAPE REGIONAL MEDICAL CENTER		56	3	5%	59
ELITE HOME HEALTH SERVICES		59			59
UHEALTH AT FISHER ISLAND			59	100%	59
STEINHATCHEE FAMILY MEDICAL CENTER	1	50	8	14%	59
GRAND VILLA OF ST. PETERSBURG		57	2	3%	59
LINCOLN DIAGNOSTIC LAB		57	2	3%	59
HOLY NAME HOSPITAL LABORATORY		57	2	3%	59
VOLUSIA COUNTY BRANCH JAIL		1	58	98%	59
ALEXANDER NININGER STATE VETERANS		59			59
BUECHELE DENTAL PA DBA CLERMONT FAMILY DENTISTRY		49	10	17%	59

COVID-19: testing by laboratory

Data through May 21, 2021 verified as of May 22, 2021 at 09:25 AM

Data in this report are provisional and subject to change.

The numbers in the table below represent the number of Florida and non-Florida residents for whom test results were received by the Department of Health. A person can be tested by more than one laboratory and can have both positive and negative results. **Therefore, the sum of the numbers in each column will be larger than the total number of people tested.**

Reporting lab	Inconclusive	Negative	Positive	Percent positive	Total
LEE MEMORIAL HEALTH SYSTEM		53	6	10%	59
MILLENIUM PHYSICIANS GROUP		1	58	98%	59
MINUTECLINIC DIAGNOSTIC OF LOUISIANA,		56	3	5%	59
SARATOGA HOSPITAL LABORATORY		53	6	10%	59
BIOTECH		52	7	12%	59
KEY WEST MEDICAL CENTER	1	51	7	12%	59
EMORY CLINIC, THE		54	4	7%	58
PROFESSIONAL PEDIATRICS		56	2	3%	58
MARIANNA HEALTH AND REHABILITATION CENTER		57	1	2%	58
Margate Health and Rehabilitation Center		56	2	3%	58
COOPER FAMILY MEDICAL, PLLC		48	10	17%	58
KINDRED HOSPITAL CENTRAL TAMPA BLOOD GAS	1	52	5	9%	58
ADVENT HEALTH EXPRESS CARE		7	51	88%	58
FINLAY CLINICAL LABORATORY		20	38	66%	58
VPA PC LAB		48	10	17%	58
ORLANDO ORTHOPAEDIC OUTPATIENT SURGERY CENTER		52	6	10%	58
CENTRA CARE – LAKE NONA		7	51	88%	58
ASCENSION SACRED HEART BAY LABORATORY		54	3	5%	57
LONG ISLAND UNIVERSITY - POST CAMPUS		52	5	9%	57
CONCENTRA URGENT CARE		53	4	7%	57
GENESIS DERMATOLOGY		53	4	7%	57
THE MEDICAL GROUP OF SOUTH FLORIDA INC		51	6	11%	57
KAPG FLEMING ISLAND SENIOR HOUSING OPCO LLC	1	56			57
THE CANOPY AT BERRYHILL		57			57
IMA MEDICAL CENTER		38	19	33%	57
TRADITIONAL HOME HEALTH OF PALM BEACH INC		55	2	4%	57
ALZHEIMERS CARE CENTER OF VIERA LTD		37	20	35%	57
MALCOM RANDALL DEPT OF VAMC			57	100%	57
GENTIVA HEALTH SERVICES CERTIFIED INC		53	4	7%	57
PENNSYLVANIA DEPARTMENT OF HEALTH BUREAU OF LABORATORIES			57	100%	57
NORTHSIDE HOSPITAL EMERGENCY DEPT		53	4	7%	57
JFK MEDICAL CENTER NORTH LAB		1	56	98%	57
RESIDENTIAL PLAZA AT BLUE LAGOON INC		53	4	7%	57
OPTUMCARE SOUTH FLORIDA, LLC		48	9	16%	57
AMELIA ASSISTED LIVING FACILITY		57			57
TIFFANY HALL NURSING AND REHAB		44	12	21%	56
HIALEAH HOSPITAL RESPIRATORY DEPT			56	100%	56
BAY STREET PHARMACY☐		51	5	9%	56
EMORY UNIVERSITY HOSPITAL		47	9	16%	56
ATRIA PARK OF LAKE FOREST (WG HERITAGE LF LLC)		54	2	4%	56
PATHOLOGY CONSULTANTS OF NEW MEXICO		56			56
ACTIVE SENIOR LIVING		54	2	4%	56
EAGLES WATCH CLUSTER		47	9	16%	56
GULFSIDE HOSPICE INC		53	3	5%	56
NEW YORK PRESBYTERIAN - QUEENS DIAGNOSTIC		52	4	7%	56
WEST ISLIP URGENT CARE		51	5	9%	56
GRAND VILLA OF ENGLEWOOD		50	5	9%	55

COVID-19: testing by laboratory

Data through May 21, 2021 verified as of May 22, 2021 at 09:25 AM

Data in this report are provisional and subject to change.

The numbers in the table below represent the number of Florida and non-Florida residents for whom test results were received by the Department of Health. A person can be tested by more than one laboratory and can have both positive and negative results. **Therefore, the sum of the numbers in each column will be larger than the total number of people tested.**

Reporting lab	Inconclusive	Negative	Positive	Percent positive	Total
PREMIER MEDICAL ASSOCIATES ALL FLORIDA LLC		54	1	2%	55
KENDALL REGIONAL MEDICAL CENTER LAB	3		52	95%	55
NITE LITE PEDIATRICS - PORT ST. LUCIE		46	9	16%	55
SUNSHINE PEDIATRICS OF CENTRAL FLORIDA PL		52	3	5%	55
HIGHLANDS COUNTY FIRE RESCUE		55			55
CARE 4 U MANAGEMENT, INC			55	100%	55
SONATA HUNTERS CREEK		47	8	15%	55
ROYAL PALM SENIOR RESIDENCE		55			55
FLOW HEALTH LABORATORIES, LLC		55			55
OCCUPATIONAL HEALTH CENTERS OF THE SOUTHWEST PA		49	6	11%	55
Jupiter Medical Center Pavilion		54	1	2%	55
SARASOTA CO. HEALTH DEPT # 58		40	14	26%	54
ROCHESTER GENERAL HOSPITAL LABORATORY		50	4	7%	54
CLERMONT HEALTH AND REHAB		40	14	26%	54
CDR MAGUIRE - MIAMI BEACH CC MISSION 17388		2	52	96%	54
TNC WALK IN CLINIC		42	12	22%	54
MIAMI CLINICAL RESEARCH CORP		12	42	78%	54
CAMBRIDGE SECURITY SERVICES		51	3	6%	54
UNITED LABORATORY SERVICES CORPORATION		38	16	30%	54
LITTLE NECK URGENT CARE		52	2	4%	54
BASSETTI MEDICAL RESEARCH INC		35	19	35%	54
JUNIPER VILLAGE AT NAPLES		53	1	2%	54
CERTUS MTD OPCP LLC		52	2	4%	54
FUTURE PEDIATRICS		51	3	6%	54
FAMILY EXTENDED CARE OF PUNTA GORDA		54			54
APOLLOMDX LABS		32	22	41%	54
ST. CLOUD MEDICAL GROUP		54			54
ORCHID COVE AT DAYTONA		45	9	17%	54
BITTINGS APOTHECARY INC		47	6	11%	53
PANCARE HEALTH - BAY COUNTY - YOUNGSTOWN		48	5	9%	53
HOME CARE PHARMACY		53			53
Citymd Of Toms River		46	7	13%	53
Osprey Point Nursing Center		51	2	4%	53
MINUTECLINIC DIAGNOSTIC OF LOUISIANA		50	3	6%	53
UNIVERSITY OF WEST FLORIDA, THE		52	1	2%	53
JACK BANDEL MD PA		49	4	8%	53
CVS MINUTE CLINIC DIAGNOSTIC OF NORTH CAROL		46	7	13%	53
MISSION OAKS ASSISTED LIVING□		51	2	4%	53
ALLIANCE COMMUNITY FOR RETIREMENT LIVING		53			53
SARNO FAMILY PRACTICE		36	17	32%	53
SOMERSET			53	100%	53
ST ANTHONYS PRIMARY CARE LLC/JACKSON STREET			53	100%	53
QHC UPSTATE MEDICAL PC		43	10	19%	53
QUOTIENT SCIENCES LABS LLC			53	100%	53
THE PALMS PHARMACY, INC		50	3	6%	53
FLAGLER HOSPITAL INC	2		50	96%	52
NIGHT LITE PEDIATRICS CENTER LLC		10	42	81%	52

COVID-19: testing by laboratory

Data through May 21, 2021 verified as of May 22, 2021 at 09:25 AM

Data in this report are provisional and subject to change.

The numbers in the table below represent the number of Florida and non-Florida residents for whom test results were received by the Department of Health. A person can be tested by more than one laboratory and can have both positive and negative results. **Therefore, the sum of the numbers in each column will be larger than the total number of people tested.**

Reporting lab	Inconclusive	Negative	Positive	Percent positive	Total
LAKE COUNTY SCHOOLS EMPLOYEE HEALTH CENTER		39	13	25%	52
FELICIDAD MEDICAL CENTER		5	47	90%	52
LMH SKILLED NURSING UNIT		52			52
PINES NURSING HOME		50	2	4%	52
ROADS PEDIATRICS,LLC		49	3	6%	52
PHILLIPPE RIDGE		40	12	23%	52
CITY OF CAPE CORAL		39	13	25%	52
SNH BRFL TENANT LLC	2	50			52
ADVENT HEALTH - LAKE WALES		40	12	23%	52
ADVENT HEALTH		49	3	6%	52
GRAND VILLA OF NEW PORT RICHEY		45	7	13%	52
GRAND VILLA OF PINELLAS PARK		50	2	4%	52
WALGREENS #10373		49	2	4%	51
SOUTHEAST ALABAMA MEDICAL CENTER			51	100%	51
MADISON COUNTY MEMORIAL HOSPITAL LABORATORY		15	36	71%	51
AVANTE ST CLOUD		48	3	6%	51
MEDPEDS ASSOCIATES OF SARASOTA PA		46	5	10%	51
GULFVIEW MEDICAL INSTITUTE		51			51
SUNSHINE ASSISTED LIVING		51			51
BENTON HOUSE OF PORT ORANGE		44	7	14%	51
INN AT THE FOUNTAINS, THE		34	17	33%	51
SOUTH CAROLINA DEPT OF HEALTH AND ENVIRONMENT CONTROL		11	40	78%	51
LPG PRIMARY CARE AT CAPE CORAL PARKWAY		44	7	14%	51
EP MEDICAL EQUIPMENT PHARMACY		44	7	14%	51
PATRICK MANOR INCORPORATED		51			51
LEE COMMUNITY HEALTHCARE INC CAPE CORAL		48	3	6%	51
LPG PEDIATRICS AT PAGE FIELD		50	1	2%	51
PRACTICE MANAGEMENT OF AMERICA, INC.		7	44	86%	51
THE LODGE AND REHABILITATION CENTER		34	16	32%	50
PORT ST. LUCIE - ZAXBY'S		50			50
MARCO ISLAND MEDICAL CENTER		37	13	26%	50
ARCPOINT LABS OF WEST PALM BEACH		9	41	82%	50
MINUTECLINIC, LLC, DBA MINUTECLINIC #5		45	5	10%	50
JACKSONVILLE PEDIATRICS		30	20	40%	50
HEALTH FIRST - CAPE CANAVERAL HOSPITAL		1	49	98%	50
POPLAR HEALTHCARE PLLC	1	11	38	76%	50
NAPLES PEDIATRICS INC		43	7	14%	50
GRAMERCY PARK URGENT CARE		48	2	4%	50
LYSTER ACH FT RUCKER AL		47	3	6%	50
CARE ATC - ANDES			50	100%	50
BETHUNE-COOKMAN UNIVERSITY		32	18	36%	50
RAINBOW PEDIATRICS PC LLC / BREAKFAST POINT		39	11	22%	50
EC OPCO TIMBERLIN PARC LLC		50			50
HILA BECKERMAN MD LLC	1	45	4	8%	50
CRESTVIEW IMMEDIATE CARE LL		26	24	48%	50
ADVENT HEALTH MEDICAL GROUP OB GYN AT		44	6	12%	50
THORNBURG PEDIATRICS		46	4	8%	50

COVID-19: testing by laboratory

Data through May 21, 2021 verified as of May 22, 2021 at 09:25 AM

Data in this report are provisional and subject to change.

The numbers in the table below represent the number of Florida and non-Florida residents for whom test results were received by the Department of Health. A person can be tested by more than one laboratory and can have both positive and negative results. **Therefore, the sum of the numbers in each column will be larger than the total number of people tested.**

Reporting lab	Inconclusive	Negative	Positive	Percent positive	Total
COURTYARD GARDENS OF BOYNTON BEACH, LLC		47	3	6%	50
CARE CENTERS OF NASSAU LLC MINER ROAD NORTH		49			49
THE TERRACE OF JACKSONVILLE		3	46	94%	49
UNIVERSITY BEHAVIORAL CENTER		49			49
AU MEDICAL CENTER, INC	1	43	5	10%	49
CAREHERE LAKE SCHOOLS EMPLOYEE HEALTH CENTER		34	15	31%	49
ALLEGRO		47	2	4%	49
ALWAYS BEST CARE SENIOR SERVICES		44	5	10%	49
Guardian Care Nursing and Rehabilitation Center		49			49
ADVENTIST HEALTH SYSTEM FLORIDA		34	15	31%	49
USF		1	48	98%	49
PORT SAINT JOHN FAMILY PRACTICE		31	18	37%	49
S-H THIRTY FIVE OPCO - LUTZ, LLC		48	1	2%	49
NORTHBROOK CENTER FOR□		47	2	4%	49
DOH		23	26	53%	49
WEISS PEDIATRIC CARE LLC		35	14	29%	49
SOLARIS SENIOR LIVING NORTH NAPLES		48	1	2%	49
SOFT CELL LABORATORIES		45	4	8%	49
HERNANDO ENDOSCOPY AND SURGERY CENTER		38	11	22%	49
FHMG_CTR FOR SENIOR HEALTH		44	5	10%	49
UNIPATH		25	24	49%	49
INTERCOASTAL MEDICAL GROUP		2	46	96%	48
MORTON PLANT			48	100%	48
SAN CARLOS PHARMACY		39	9	19%	48
CAREMED INTERNAL MEDICINE		30	18	38%	48
ALLIANCE OF PHYSICIANS AGAINST COVID-19		1	47	98%	48
COURTYARD GARDENS OF JUPITER		48			48
BAPTIST URGENT CARE		44	4	8%	48
URGENT CARE & WELLNESS CENTER		15	33	69%	48
DAYTONA BEACH OPC		43	5	10%	48
WINTER GARDEN REHAB AND NURSING CENTER		44	4	8%	48
SOUTHEAST GEORGIA HEALTH SYSTEM, INC		43	5	10%	48
ORLANDO HEALTH PRIMARY CARE PEDIATRICS		44	4	8%	48
GRAND OAKS OF PALM CITY LLC□	1	41	6	13%	48
SEWANEE MOLECULAR DIAGNOSTICS LABORATO		48			48
ST JUDE LABORATORIES		43	5	10%	48
SOMA MEDICAL CENTER PA #3		10	38	79%	48
ISLAND URGENT CARE PLLC		44	4	8%	48
MARQUESA MEDICAL		44	4	8%	48
BAY CENTER HURRICANE SHELTER		48			48
PREMIER MEDICAL ASSOCIATES		46	2	4%	48
HOUSE CALLS PROFESSIONAL LLC		43	4	9%	47
COMPLETE HOME CARE OF THE PALM BEACHES LLC		43	4	9%	47
LABORATORY MEDICINE CONSULTANTS-LMC PA		43	4	9%	47
INTERLAB		1	46	98%	47
WALGREENS 3145		44	3	6%	47
A AND R RESEARCH GROUP LLC		42	5	11%	47

COVID-19: testing by laboratory

Data through May 21, 2021 verified as of May 22, 2021 at 09:25 AM

Data in this report are provisional and subject to change.

The numbers in the table below represent the number of Florida and non-Florida residents for whom test results were received by the Department of Health. A person can be tested by more than one laboratory and can have both positive and negative results. **Therefore, the sum of the numbers in each column will be larger than the total number of people tested.**

Reporting lab	Inconclusive	Negative	Positive	Percent positive	Total
NAVARRE GARDENS		41	6	13%	47
MOBILE DOC FL, LLC		29	18	38%	47
UNION MEDICAL CARE		47			47
POINTE AT NEW PORT PLACE,THE		47			47
NORTH FLORIDA / SOUTH GEORGIA VETERANS HEALTH SYSTEM		1	46	98%	47
CARILLON SPORTS AND FAMILY MEDICINE		36	11	23%	47
FAMILY EXTENDED CARE OF WINTER HAVEN		45	2	4%	47
KAPG ST AUGUSTINE SENIOR HOUSING OPCO LLC		37	9	20%	46
ADVENTHEALTH MEDICAL GROUP FAMILY MEDICINE AT RDV		46			46
LUTHERAN HAVEN EXTENDED CONGREGATE CAR		46			46
University Hospital		39	7	15%	46
FAMILY CARE PARTNERS URGENT CARE LLC		37	9	20%	46
LEE PHYSICIAN GROUP		40	6	13%	46
ADULT MEDICINE OF LAKE COUNTY INC			46	100%	46
HARTFORD HEALTH SERVICES LLC		46			46
EAST MANATEE FAMILY	1	1	44	96%	46
FLORIDA DEPARMENT OF HEALTH CLAY COUNTY		32	14	30%	46
PREMIER PLACE HEALTHCARE AT THE GLENVIEW		46			46
TRICORE REF LABS - UNIV OF NM		46			46
TRIPLE O MEDICAL SERVCS INC		42	4	9%	46
NEWPATH DIAGNOSTICS		38	8	17%	46
Grand Villa of Deerfield Beach		42	4	9%	46
H LEE MOFFITT CANCER CENTER MICRO		46			46
UNION MEDICAL CARE PLLC		45	1	2%	46
WG EVERGREEN WOODS SH LLC		46			46
PLAINVIEW URGENT CARE		43	3	7%	46
MID-FLORIDA PATHOLOGY, LLC		35	11	24%	46
COLLIER BLVD HMA PHYSICIAN MANAGEMENT LLC		46			46
PEDIATRICS IN BREVARD-COCOA BEACH		41	5	11%	46
GRAND LIVING AT LAKEWOOD RANCH		45	1	2%	46
NEOGENOMICS LABORATORIES INC		45			45
IMA MEDICAL GROUP POINCIANA		18	27	60%	45
SOUTHPORT SQUARE HARBOUR HEALTH		45			45
BRP SH OPCO LLC		45			45
LPG PRIMARY CARE AT BONITA BAY LIFESTYLE CENTER		40	5	11%	45
STUART URGENT CARE			45	100%	45
ENCORE AT BOCA RATON, THE			45	100%	45
BD MEDICAL SYSTEMS		43	2	4%	45
PASSPORT HEALTH ORLANDO		45			45
COLLIER URGENT CARE CENTERS		44	1	2%	45
AVALON PARK RETIREMENT RESIDENCE		43	2	4%	45
KINDRED HOSPITAL OCALA		41	4	9%	45
NEXT MOLECULAR ANALYTICS		14	31	69%	45
BIOFIRE		11	34	76%	45
D W MCMILLAN MEMORIAL HOSPITAL		34	11	24%	45
PURE PHARMACY		39	6	13%	45
KISSIMMEE VA OUTPATIENT CLINIC		42	3	7%	45

COVID-19: testing by laboratory

Data through May 21, 2021 verified as of May 22, 2021 at 09:25 AM

Data in this report are provisional and subject to change.

The numbers in the table below represent the number of Florida and non-Florida residents for whom test results were received by the Department of Health. A person can be tested by more than one laboratory and can have both positive and negative results. **Therefore, the sum of the numbers in each column will be larger than the total number of people tested.**

Reporting lab	Inconclusive	Negative	Positive	Percent positive	Total
LARA HEALTH AND WELLNESS CENTER LLC		45			45
MEDEMERGE		43	2	4%	45
WELLMED AT PLANT CITY		25	20	44%	45
RIVERHEAD URGENT CARE		44	1	2%	45
BENTON HOUSE OF ST. JOHNS		43	2	4%	45
CIMA MEDICAL CENTER		44	1	2%	45
REDI-MED WALK-IN FAMILY CARE			45	100%	45
LOURDES HOSPITAL INC		43	2	4%	45
PALM BAY FAMILY PRACTICE		24	20	45%	44
Grand Villa of Dunedin		38	6	14%	44
INNOVATIVE GX LABORATORIES		37	7	16%	44
ASHTON PLACE	3	37	4	9%	44
Gulf Shore Care Center		39	5	11%	44
RADIOLOGY ASSOCIATES OF VENICE AND ENGLEWOOD		42	2	5%	44
FLORIDA HOSPITAL		28	16	36%	44
NORTHWELL HEALTH PLAINVIEW HOSPITAL LABORATORY		35	9	20%	44
PEDIATRICS OF CENTRAL FLORIDA – SAINT CLOUD	2	40	2	5%	44
GUIDEWELL EMERGENCY MEDICINE DOCTORS LLC #33		30	14	32%	44
BENTON HOUSE OF CLERMONT		44			44
PRINCETON VILLAGE☐		40	4	9%	44
WALK IN MEDICAL URGENT CARE		44			44
THE MERIDIAN AT BOCA RATON	1	43			44
MAKO MEDICAL		21	23	52%	44
GEORGIA HEART CENTER (MSC 53), NAVICEN		42	2	5%	44
LPG CONVENIENT CARE AT METRO		40	4	9%	44
BRONX LEBANON HOSPITAL-MEDICAL CENTER		40	4	9%	44
PALM POINT BEHAVIORAL HEALTH		44			44
UNIVERSITY MEDICAL CTR OF PRINCETON AT		42	2	5%	44
BELVEDERE COMMONS OF SUN CITY CENTER☐		43			43
PINELLAS INTERNAL MEDICINE ASSOCIATES	1	39	3	7%	43
ANDALUSIA HEALTH		26	17	40%	43
COMMUNITY MEDICAL CARE CENTER INC			43	100%	43
EASTERN SHORE URGENT CARE		32	11	26%	43
LPG PRIMARY CARE AT MATTHEW DRIVE		36	7	16%	43
CITRUS CARE CLINIC			43	100%	43
LAKE MARY KIDS CENTRA CARE		33	10	23%	43
BRANCH MEDICAL CLINIC			43	100%	43
DUVAL PHARMACY		32	11	26%	43
WHITE-WILSON MEDICAL CENTER		32	11	26%	43
A & R RESEARCH GROUP		35	8	19%	43
FIRST CHOICE URGENT CARE		12	31	72%	43
WOLFF CTR FOR CHILD & ADOLESCENT HEALTH PLLC,THE		26	17	40%	43
BAYCARE MEDICAL GROUP INC		3	40	93%	43
CENTERPLACE HEALTH		19	24	56%	43
STETSON UNIVERSITY STUDENT HEALTH CENTER		3	39	93%	42
VETERANS AFFAIRS MEDICAL CENTER - NEW YORK HARBOR		40	2	5%	42
REVA INC		38	4	10%	42

COVID-19: testing by laboratory

Data through May 21, 2021 verified as of May 22, 2021 at 09:25 AM

Data in this report are provisional and subject to change.

The numbers in the table below represent the number of Florida and non-Florida residents for whom test results were received by the Department of Health. A person can be tested by more than one laboratory and can have both positive and negative results. **Therefore, the sum of the numbers in each column will be larger than the total number of people tested.**

Reporting lab	Inconclusive	Negative	Positive	Percent positive	Total
HARMONY HEALTH OPCO, LLC		17	25	60%	42
CARE HERE		17	25	60%	42
ATRIA WILLOW WOOD		40	2	5%	42
ADVENT HEALTH CENTRA CARE - LAKE LAND		30	12	29%	42
FAMILY AND INTERNAL MEDICINE AT AVALON PARK		38	4	10%	42
NIGHT LITE PEDIATRIC CENTER		10	32	76%	42
MAIMONIDES-SHALOM ACADEMY, INC		41	1	2%	42
BAYSIDE LABORATORIES INC		42			42
ST AUGUSTINE PEDIATRIC ASSOC		36	6	14%	42
CITY OF NAPLES FIRE RESCUE		37	5	12%	42
STAT ONE URGENT CARE CENTER		2	40	95%	42
PACIFICA SENIOR LIVING OCALA		37	5	12%	42
Atlantic Shore Nursing and Rehab		42			42
CLINICAL LABORATORY		42			42
KIVA AT CANTERBURY		25	17	40%	42
STATCARE URGENT AND WALK-IN MEDICAL CA		39	3	7%	42
LONGLEAF DIAGNOSTIC LABORATORIES		13	29	69%	42
CITRUS COUNTY HEALTH DEPARTMENT		36	6	14%	42
MINUTE CLINIC LLC #2216		39	3	7%	42
HALIFAX HEALTH URGENT CARE		21	21	50%	42
BOND CLINIC, PA		11	30	73%	41
PRIDE DIAGNOSTICS		24	17	41%	41
WALGREENS #04569		37	4	10%	41
DCH REGIONAL MEDICAL CENTER LABORATORY		39	2	5%	41
MEDEX MEDICAL EXPRESS OF PALATKA LLC			41	100%	41
GENEXPERT			41	100%	41
SOUTHCOR LABORATORY		7	34	83%	41
CAPITAL REGIONAL MEDICAL CENTER		2	39	95%	41
FLORIDA HOSPITAL NEW SMYRNA		4	37	90%	41
CROSSROADS URGENT CARE		26	15	37%	41
MINUTECLINIC DIAGNOSTIC OF MICHIGAN		38	3	7%	41
PEDIATRICS OF CENTRAL FLORIDA KISSI		33	8	20%	41
ARTHREX MEDICAL CENTER EAST		25	16	39%	41
BULLS HEAD URGENT CARE		39	2	5%	41
UNIVERSITY OF ALABAMA		38	3	7%	41
UNDERGROUND FREE CLINIC		40	1	2%	41
MINUTE CLINIC DIAGNOSTIC OF VIRGINIA		34	7	17%	41
GRACE COMMUNITY PHARMACY		3	37	93%	40
VENICE REGIONAL BAYFRONT HEALTH			40	100%	40
PIEDMONT HOSPITAL CLINICAL LABORATORY		37	3	8%	40
GRAND VILLA OF DELRAY EAST		40			40
WASHINGTON COUNTY HEALTH DEPARTMENT		27	13	33%	40
M&V SAN JOSE MEDICAL CENTER			40	100%	40
CLINICAL PATHOLOGY LABORATORIES, INC		40			40
MINUTE CLINIC DIAGNOSTIC OF NEW JERSEY		39	1	3%	40
WESTPAC LABS INC	1	28	11	28%	40
COVANCE CENTRAL LABORATORY		26	14	35%	40

COVID-19: testing by laboratory

Data through May 21, 2021 verified as of May 22, 2021 at 09:25 AM

Data in this report are provisional and subject to change.

The numbers in the table below represent the number of Florida and non-Florida residents for whom test results were received by the Department of Health. A person can be tested by more than one laboratory and can have both positive and negative results. **Therefore, the sum of the numbers in each column will be larger than the total number of people tested.**

Reporting lab	Inconclusive	Negative	Positive	Percent positive	Total
Glen Oaks Health and REhabilitation		40			40
WALGREENS_COCONUT CREEK		32	8	20%	40
GRAND VILLA OF BOYNTON BEACH		39	1	3%	40
CERON PEDIATRICS & INTEGRATIVE MEDICIN		40			40
PASSPORT HEALTH OF TAMPA BAY		31	9	23%	40
MINUTE CLINIC DIAGNOSTIC OF SC, LLC #75		38	2	5%	40
ALPHA PHARMACY		37	3	8%	40
WARDE MEDICAL LABORATORY		31	9	23%	40
MARYLAND DEPARTMENT OF HEALTH			39	100%	39
GUYAN VALLEY WELLNESS CENTER		32	7	18%	39
ECC PEDIATRICS		38	1	3%	39
CORRECTIONAL MEDICAL GROUP		27	12	31%	39
ROCKLAND URGENT CARE FAMILY HEALTH NP		37	2	5%	39
JUNIPER VILLAGE AT CAPE CORAL		34	5	13%	39
WALGREENS COVID-19		27	12	31%	39
GMR EVENT SERVICES LLC DBA CROWDRX		39			39
MINUTECLINIC DIAGNOSTIC OF RHODE ISLAND, LLC #1544		38	1	3%	39
BAYSHORE PATHOLOGY CONSULTANTS PA		37	2	5%	39
CEDAR CREEK AT KINGS BAY INC		39			39
ISLAMORADA VILLAGE OF ISLANDS FIRE RESCUE		36	3	8%	39
STEWARD MEDICAL GROUP, INC		21	18	46%	39
WG BAYPOINT VILLAGE SH LLC		38	1	3%	39
BROOKDALE BRANDON	1	38			39
INSTANT MEDICAL CARE CENTER		38	1	3%	39
METROPOLITAN CHARITIES INC		36	3	8%	39
WEINBERG VILLAGE		38	1	3%	39
CLINICAL RESEARCH SEQUENCING PLATFORM		8	31	79%	39
TAYLORVILLE FAMILY MEDICINE		32	7	18%	39
BAY COUNTY JAIL ANNEX		34	5	13%	39
FLORIDA MEDICAL CL ODOM TPA		23	15	39%	38
ST. MARYS MEDICAL CENTER		1	37	97%	38
WOMEN'S CARE FLORIDA, LLC		38			38
FORT PIERCE FAMILY CARE INC		32	6	16%	38
HENDRY/GLADES COUNTY HEALTH DEPARTMENT		37	1	3%	38
JUPITER MEDICAL CENTER PHYSICIANS GROUP, INC		34	4	11%	38
SANFORD PEDIATRIC ASSOCIATES, PA		33	5	13%	38
FLORIDA ENDOSCOPY & SURGERU CTR LLC		38			38
MINUTE CLINIC DIAGNOSTIC OF TEXAS, LLC		35	3	8%	38
CCRC @ SUNFLOWER LLC		35	3	8%	38
ATRIA SAN PABLO		36	2	5%	38
AUTUMN OF SARASOTA		12	26	68%	38
MOLECULAR DIAGNOSTICS		5	33	87%	38
CONNECTICUT DEPARTMENT OF HEALTH		22	16	42%	38
HOMWOOD RESIDENCE AT FREEDOM PLAZA		37	1	3%	38
CLEARWATER EMPLOYEE HEALTH CLINIC		19	19	50%	38
INNOVATION CLINICAL TRIALS, INC			38	100%	38
LEE COMMUNITY HEALTHCARE INC NORTH FORT MYERS		37	1	3%	38

COVID-19: testing by laboratory

Data through May 21, 2021 verified as of May 22, 2021 at 09:25 AM

Data in this report are provisional and subject to change.

The numbers in the table below represent the number of Florida and non-Florida residents for whom test results were received by the Department of Health. A person can be tested by more than one laboratory and can have both positive and negative results. **Therefore, the sum of the numbers in each column will be larger than the total number of people tested.**

Reporting lab	Inconclusive	Negative	Positive	Percent positive	Total
EASYCARE WALK-IN CLINIC	1	15	22	58%	38
PECONIC BAY MEDICAL CENTER LABORATORY		29	9	24%	38
MINUTECLINIC LLC #4449		36	2	5%	38
Life Care Center of Citrus County		37	1	3%	38
MINUTE CLINIC, LLC DBA MINUTECLINIC #4505		35	3	8%	38
PATHOGENIUS LABORATORIES		30	7	19%	37
ASSISTED LIVING OF BROWARD		37			37
MAINSTREET FAMILY URGENT CARE		1	36	97%	37
BAPTIST MEDICAL GRP URGENT CARE & OCC HEALTH AIRPO		37			37
GRAND VILLA OF MELBOURNE		35	2	5%	37
TRADITIONAL HOME CARE INC		35	2	5%	37
ACCURATE DIAGNOSTIC LAB		35	2	5%	37
COLLIER HMA PHYSICIAN MANAGEMENT LLC		27	10	27%	37
CVS NC7047POCT DURHAM		36	1	3%	37
STATCARE URGENT & WALK IN MEDICAL CARE		33	4	11%	37
PATHGROUP		9	28	76%	37
ALAN A SMITH MD LLC		34	3	8%	37
FORT CAROLINE GARDENS, INC		34	3	8%	37
FLORIDA PEDIATRIC GROUP PA		28	9	24%	37
MINUTECLINIC, LLC, DBA MINUTECLINIC #2544		35	2	5%	37
CENTRAL FLORIDA HEALTH CARE INC WAUCHULA SITE 2		29	8	22%	37
HOLZER HEALTH CENTER		5	32	86%	37
PULSE & REMEDY LLC		22	15	41%	37
COLORADO DEPARTMENT OF PUBLIC HEALTH AND ENVIRONMENT			37	100%	37
PONCE THERAPY CARE CENTER		34	3	8%	37
HR SARASOTA OPERATOR LLC		25	12	32%	37
FAMILY EXTENDED CARE OF SEBRING INC		35	2	5%	37
THE COLLIER AT NAPLES		36	1	3%	37
JAMAICA HOSPITAL MEDICAL CENTER		33	4	11%	37
ONE MILO		37			37
HOLLISMED LLC		35	2	5%	37
MARTHA'S HOUSE & ASSISTED LIVING FACILITY		36			36
CASS'S MOBILE HEALTH SERVICES		32	4	11%	36
GOOD SAMARITAN HOSPITAL LABORATORY		31	5	14%	36
CARDIOLOGY AND MEDICINE ASSOCIATES INC		35	1	3%	36
BUREAU OF PUBLIC HEALTH	1	14	21	58%	36
BVL/LITTLE ANGEL PEDIATRICS		36			36
MEDCOMP SCIENCES			36	100%	36
GRADY HEALTH SYSTEM		36			36
LONG BEACH URGENT CARE		36			36
FHMG-FLORIDA HOSPITAL MEDICAL GROUP		26	10	28%	36
PHYSICIAN ASSOCIATES LLC		26	10	28%	36
VISTACARE PHARMACY I		31	5	14%	36
PARKSIDE HEALTH AND REHABILITATION CENTER			36	100%	36
HARBORCHASE OF WELLINGTON CROSSING		34	2	6%	36
FAST PACE MEDICAL CLINIC		31	5	14%	36
SANITAS		4	32	89%	36

COVID-19: testing by laboratory

Data through May 21, 2021 verified as of May 22, 2021 at 09:25 AM

Data in this report are provisional and subject to change.

The numbers in the table below represent the number of Florida and non-Florida residents for whom test results were received by the Department of Health. A person can be tested by more than one laboratory and can have both positive and negative results. **Therefore, the sum of the numbers in each column will be larger than the total number of people tested.**

Reporting lab	Inconclusive	Negative	Positive	Percent positive	Total
West Gate Village, LLC		36			36
FLORIDA PRESBYTERIAN HOMES INC		34	2	6%	36
VIKOR SCIENTITIC		5	31	86%	36
ALABAMA CLINICS		20	16	44%	36
Kensington Gardens		36			36
VILLA COURT LLC		36			36
NORTH PINELLAS CHILDRENS MEDICAL CENTER			36	100%	36
UNION CHD		33	3	8%	36
NCHD		22	14	39%	36
JACKSON HEALTH SYSTEM		2	34	94%	36
ADVENT HEALTH - FISH MEMORIAL		2	33	94%	35
DIXIE COUNTY HEALTH DEPARTMENT		26	9	26%	35
PHOSPHORUS DIAGNOSTICS		27	8	23%	35
AMMON ANALYTICAL LABORATORIES		31	4	11%	35
HUNTINGTON STATION URGENT CARE		34	1	3%	35
CVS NC3516POCT WINSTON SALEM		31	4	11%	35
P23 LABS		35			35
POARCH BANC CREEK INDIANS TRIBAL HEALTH DEPARTMENT			35	100%	35
IRL		4	31	89%	35
BAPTIST PEDIATRICS		30	5	14%	35
MIDDLETOWN MEDICAL P C		25	10	29%	35
EMORY CRAWFORD LONG HOSPITAL LABORATOR		31	4	11%	35
TUSCAN GARDENS OF DELRAY BEACH MANAGEMENT COMPANY,		34	1	3%	35
CARLOS F FUSTER MD PA		33	2	6%	35
BAYCARE HEALTH SYSTEMS, LLC			35	100%	35
MIGUEL E TREVINO MD PA		31	4	11%	35
LABORATORY ALLIANCE OF CENTRAL NEW YORK		33	2	6%	35
SOUTHEASTERN OUTPATIENT SURGERY CENTER		32	3	9%	35
NEUROINTERNATIONAL SARASOTA		32	3	9%	35
MORTON PLANT HOSPITAL - ADLER INSTITUTE OF LAB MEDICINE		3	32	91%	35
CHILDREN'S MEDICAL CENTER		1	34	97%	35
HARBOUR ISLAND PEDIATRICS		25	10	29%	35
HENDRY REGIONAL CORPORATE HEALTH			35	100%	35
MEDHELP 280		32	3	9%	35
ROSWELL PAIN SPECIALISTS	1	33	1	3%	35
REDI-MED WALK IN FAMILY CLINIC			35	100%	35
VA MEDICAL CENTER			35	100%	35
AEGIS MEDICAL GROUP, LLC		32	3	9%	35
LAKELAND NURSING AND REHABILITATION CENTER			35	100%	35
CANCER RESEARCH LAB, BOB JONES UNIVERSITY		30	5	14%	35
BOCA TOXICOLOGY LLC		33	2	6%	35
STATEN ISLAND UNIVERSITY HOSPITAL-POUCH		34	1	3%	35
SOMA MEDICAL CENTER # 4		5	30	86%	35
METRO KNOXVILLE HMA		25	10	29%	35
WUESTHOFF MEMORIAL HOSPITAL			35	100%	35
SOUTHWEST LABS		34			34
MINUTECLINIC DIAGNOSTIC OF ILLINOIS L		28	6	18%	34

COVID-19: testing by laboratory

Data through May 21, 2021 verified as of May 22, 2021 at 09:25 AM

Data in this report are provisional and subject to change.

The numbers in the table below represent the number of Florida and non-Florida residents for whom test results were received by the Department of Health. A person can be tested by more than one laboratory and can have both positive and negative results. **Therefore, the sum of the numbers in each column will be larger than the total number of people tested.**

Reporting lab	Inconclusive	Negative	Positive	Percent positive	Total
COOPER HEALTHCARE		31	3	9%	34
WILLAMETTE VALLEY TOXICOLOGY LLC		32	2	6%	34
AYERS NURSING AND REHABILITATION CENTER		34			34
VIRTUA		30	4	12%	34
FLORIDA DEPARTMENT OF HEALTH IN MONROE COUNTY		27	7	21%	34
PARAMOUNT WALK-IN CLINIC		1	33	97%	34
THE SPRINGS OF PARC HILL		33	1	3%	34
INTERIM HEALTHCARE OF NORTHWEST FLORIDA INC		32	2	6%	34
ST VINCENTS AMBULATORY CARE INC DBA		31	3	9%	34
OAKMONTE VILLAGE		33	1	3%	34
MINUTECLINIC DIAGNOSTIC OF PENNSYLVANI		32	2	6%	34
CVS NV3210POCT LAS VEGAS		31	3	9%	34
WALGREENS #15495	1	31	2	6%	34
CIGNA PBSO WEST PALM		3	31	91%	34
UTAH DEPARTMENT OF HEALTH			34	100%	34
LONG TERM CARE OF GULF BREEZE LLC		30	4	12%	34
RASHDA ALBIBI M.D. P.A.		31	3	9%	34
IPSUM DIAGNOSTICS		3	30	91%	33
NURSES HELPING HANDS INC ALF		33			33
NIGHT LITE PEDIATRICS URGENT CARE CENTER			33	100%	33
RAYMOND BASRI MD		31	2	6%	33
VETERANS HOME		1	32	97%	33
SYNIVERSE WELLNESS CENTER		28	5	15%	33
WESTWOOD NURSING AND REHABILITATION		28	5	15%	33
RESIDENCE AT BAY VUE		31	2	6%	33
GREENRIDGE GROUP HOME	3	11	19	58%	33
OPIS COQUINA CENTER		32	1	3%	33
DSI MANAGEMENT LLC		33			33
SELECT PHYSICIANS ALLIANCE PL		33			33
MEDI PARTNERS OF S FLORIDA LLC		33			33
BOND CLINIC		3	30	91%	33
JOSEF SCHENKER MD PC DBA CENTERS URGENT		31	2	6%	33
AHSE ROP		32	1	3%	33
SANFORD MOBILE LAB PGA TOUR		32	1	3%	33
STEINHATCHEE DRUGS		27	6	18%	33
VETERAN AFFAIRS MEDICAL CENTER - JAMES J PETERS		30	3	9%	33
ENT AND ALLERGY ASSOCIATES OF FLORIDA LLC		32	1	3%	33
CORAL HOUSE ASSISTED LIVING COMMUNITY LLC		33			33
KIDS CARE PEDIATRICS PA			33	100%	33
ORLANDO FAMILY MEDICINE		16	17	52%	33
AAJ COMPUTER SERVICES, INC		33			33
EVERLYWELL		19	14	42%	33
Consulate Health Care of Orange Park		27	6	18%	33
FIRST PHYSICIANS GROUP - LORRAINE CORNERS		33			33
AMBRY GENETICS CORPORATION	23	10			33
ENGLEWOOD HOSPITAL AND MEDICAL CENTER		28	5	15%	33
SANFORD MOBILE LAB		27	6	18%	33

COVID-19: testing by laboratory

Data through May 21, 2021 verified as of May 22, 2021 at 09:25 AM

Data in this report are provisional and subject to change.

The numbers in the table below represent the number of Florida and non-Florida residents for whom test results were received by the Department of Health. A person can be tested by more than one laboratory and can have both positive and negative results. **Therefore, the sum of the numbers in each column will be larger than the total number of people tested.**

Reporting lab	Inconclusive	Negative	Positive	Percent positive	Total
ADVANCED URGENT CARE		12	20	63%	32
MADISON POINTE CARE CENTER		32			32
NTD EUROFINS ATLANTA		31	1	3%	32
JOSEF SCHENKER MD PC		32			32
PBSO WEST PALM FAMILY PRACTICE		1	31	97%	32
Wiregrass Rehabilitation Center and Nursing Home		29	3	9%	32
MINUTECLINIC DIAGNOSTIC OF TN PC #378		29	3	9%	32
MINUTECLINIC, LLC #4230		28	4	13%	32
BAPTIST PRIMARY BLACK CREEK SOUTH			32	100%	32
J AND J VISTAKON EMPLOYEE HEALTH CENTER		31	1	3%	32
COLORADO DEPARTMENT OF HEALTH LABORATORY SERVICES DIVISION			32	100%	32
MINUTECLINIC DIAGNOSTIC OF TN PC #6435		29	3	9%	32
MALABAR FAMILY PRACTICE		26	6	19%	32
LAKE NONA MEDICAL SERVICE LLC		29	3	9%	32
ALACHUA		20	12	38%	32
LAKE MARY - STIRLING CENTER SUITE 202			32	100%	32
A LILIKO'I PHARMACY LLC		29	3	9%	32
TREASURE ISLE LLC		32			32
MINUTECLINIC DIAGNOSTIC OF TN PC #6363		26	6	19%	32
NORTHEAST GEORGIA MEDICAL CENTER		32			32
ST PETER'S BENDER LABORATORY		31	1	3%	32
MIDNIGHT MEDICINE			32	100%	32
WESTMINSTER ST AUGUSTINE		32			32
NORTHWESTERN UNIV JACOBS CTR COVID 19 TESTING SITE		31			31
SUMMIT MEDICAL GROUP - 75 E NORTHFIELD		26	5	16%	31
UR CARE FAMILY AND SPORTS MEDICINE			31	100%	31
OPTIMAL CARE PEDIATRICS		9	22	71%	31
COMMUNITY HEALTH OF SOUTH FLORIDA			31	100%	31
CENTER ONE SURGERY CENTER		25	6	19%	31
PREMIER URGENT CARE CENTER LLC			31	100%	31
SHORE MEMORIAL HOSPITAL		27	4	13%	31
MINUTECLINIC DIAGNOSTIC OF RHODE ISLAND, LLC #212		31			31
PERDIDO URGENT CARE		1	30	97%	31
DISCOVERY COMMONS AT BRADENTON		31			31
HOLIDAY MEDICAL ASSOCIATES		4	27	87%	31
MINUTECLINIC DIAGNOSTIC OF NORTH CAROLINA PC		28	3	10%	31
COLLIER ANESTHESIA PAIN LLC		31			31
MICHAEL J D'AMBROSE MD PA		29	2	6%	31
HEALTH FIRST - VIERA HOSPITAL		1	30	97%	31
GAMMA DIAGNOSTIC LAB LLC			31	100%	31
AMERICAN ESOTERIC LABORATORIES		15	16	52%	31
TOTTENVILLE CIRCLE URGENT CARE		31			31
INTERNAL MEDICINE LIPID AND WELNNESS PRACTICE		14	17	55%	31
COUNTY OF LOS ANGELES			31	100%	31
JOSEPH SCHENKER MD PC DBA CENTERS URGENT		27	4	13%	31
1 TOUCH TOTALCARE SOLUTIONS		28	3	10%	31
REGENCY PARK ASSISTED LIVING FACILITY		29	2	6%	31

COVID-19: testing by laboratory

Data through May 21, 2021 verified as of May 22, 2021 at 09:25 AM

Data in this report are provisional and subject to change.

The numbers in the table below represent the number of Florida and non-Florida residents for whom test results were received by the Department of Health. A person can be tested by more than one laboratory and can have both positive and negative results. **Therefore, the sum of the numbers in each column will be larger than the total number of people tested.**

Reporting lab	Inconclusive	Negative	Positive	Percent positive	Total
SPRINGWOOD COURT		26	5	16%	31
MINUTECLINIC DIAGNOSTIC OF TEXAS		27	4	13%	31
LabCorp L#09258130 M#09258125		12	19	61%	31
HOPE HEALTHCARE		29	2	6%	31
CHIPOLA MEDICAL ASSOCIATES		11	20	65%	31
BOCA SIMON LAB		1	29	97%	30
HOWARD BEACH URGENT CARE		28	2	7%	30
ROSLYN URGENT CARE		29	1	3%	30
P4CLINICAL	3	2	25	83%	30
ADVANCED HEALTHCARE ASSOCIATES		26	4	13%	30
HERITAGE WATERSIDE		27	3	10%	30
WIREGRASS CLINIC LLC		24	6	20%	30
GOOD SAMARITAN SOCIETY		30			30
PARK WEST MEDICAL CENTER		29	1	3%	30
Okeechobee Health Care Facility		16	14	47%	30
RELIANCE MEDICAL CENTER		21	9	30%	30
OAK HARBOR ASSISTED LIVING FACILITY		27	3	10%	30
JOINT AMBULATORY CARE CENTER		30			30
CHILDRENS MEDICAL CENTER			30	100%	30
MED LABS DIAGNOSTICS		11	19	63%	30
BOCA BIOLISTIC REFERENCE LAB			30	100%	30
APOLLO SURGERY CENTER		27	3	10%	30
ADVENT HEALTH MEDICAL GROUP FAMILY AND INTERNAL MEDICINE AT AVALON PAR		27	3	10%	30
SUMMERGATE PHARMACY		28	2	7%	30
PANCARE HEALTH - BONIFAY K-8			30	100%	30
GASTROENTEROLOGY ASSOCIATES OF PENSACOLA PA		25	5	17%	30
RAINBOW PEDIATRICS		1	29	97%	30
CVA MINUTE CLINIC DIAGNOSTIC OF VIRGINIA, LLC		29	1	3%	30
TALLAHASSEE DEVELOPMENTAL CENTER☐		28	2	7%	30
AMEERAH LABS			30	100%	30
FLORIDA MEDICAL CLINIC - NEW TAMPA		25	5	17%	30
PEPIN ACADEMIES-PASCO		29	1	3%	30
ACCESS HEALTH CARE PHYSICIANS LLC		10	20	67%	30
WELLMED AT BRANDON REGIONAL		22	8	27%	30
GRAND VILLA OF SARASOTA		29	1	3%	30
DAVID LAWRENCE CENTER		26	4	13%	30
ROBERT H JENKINS JR VETERANS' DOMICILIARY HOME OF		27	3	10%	30
THE TERRACE AT IVY ACRES ALF		11	19	63%	30
CLINCLOUD, LLC			30	100%	30
MINIMALLY INVASIVE VASCULAR INC		28	2	7%	30
WEST BROWARD CARE CENTER		24	6	20%	30
MINUTECLINIC, LLC #08366		25	5	17%	30
COMPREHENSIVE CHILDCARE		24	6	20%	30
FORT VALLEY STATE UNIVERSITY		29	1	3%	30
MEDEXPRESS URGENT CARE - BLOOMINGTON		25	5	17%	30
Clearwater Center		16	14	47%	30
ADVENT HEALTH PRIMARY CARE PLUS, WINTER GARDEN		26	4	13%	30

COVID-19: testing by laboratory

Data through May 21, 2021 verified as of May 22, 2021 at 09:25 AM

Data in this report are provisional and subject to change.

The numbers in the table below represent the number of Florida and non-Florida residents for whom test results were received by the Department of Health. A person can be tested by more than one laboratory and can have both positive and negative results. **Therefore, the sum of the numbers in each column will be larger than the total number of people tested.**

Reporting lab	Inconclusive	Negative	Positive	Percent positive	Total
CVS NC7588POCT ASHEVILLE		26	4	13%	30
GERALD J KIVETT MD		27	3	10%	30
CDC		17	12	41%	29
BROOKWOOD BAPTIST MEDICAL CENTER		28	1	3%	29
ADVENT HEALTH MEDICAL GROUP- FAMILY MEDICINE AT DR. PHILIPS		24	5	17%	29
VASSAR BROTHERS MEDICAL CENTER LABORATORY		27	2	7%	29
CAPE CORAL HOSPITAL ABG LABORATORY		16	13	45%	29
BROOKDALE UNIVERSITY HOSPITAL		27	2	7%	29
MINUTECLINIC DIAGNOSTIC OF TN, PC 374		24	5	17%	29
OWL NOW URGENT CARE		11	18	62%	29
UNIVERSITY OF ILLINOIS VETERINARY DIAG	1	27	1	3%	29
DUVAL COUNTY HEALTH DEPARTMENT		29			29
MAYO CLINIC JACKSONVILLE		4	25	86%	29
NEMOURS CHILDRENS CLINIC		22	7	24%	29
ADVENTHEALTH MEDICAL GROUP PEDIATRIC & ADOLESCENT		28	1	3%	29
PRIMECARE AT PORT ORANGE		5	24	83%	29
SUNTREE INTERNAL MEDICINE		29			29
PALMS, THE		29			29
TIFFANY LAKE CARE CENTERS INC		28	1	3%	29
STEWART MELBOURNE HOSPITAL			29	100%	29
CHARLOTTE CHD PORT CHARLOTTE		25	4	14%	29
PINELLAS 1 HOME HEALTH CARE CORP		28	1	3%	29
URGENT CARE USA			29	100%	29
PALM GARDEN OF JACKSONVILLE		27	2	7%	29
BIG BEND HOSPICE INC		29			29
ENGLEWOOD HEALTH PHYSICIAN NETWORK		29			29
PHYSICIANS STAT		7	22	76%	29
RENAISSANCE SENIOR LIVING	1	28			29
UCLA HEALTHCARE CLINICAL LABS		23	6	21%	29
PRO HEALTH HARMONY		29			29
MINUTECLINIC INCORPORATE, LLC		25	4	14%	29
UNIV OF ROCHESTER-STRONG MEMORIAL HOSP		28	1	3%	29
STAT MED URGENT CARE		27	1	4%	28
MONTEFIORE NEW ROCHELLE HOSPITAL		25	3	11%	28
FAMILY CARE PARTNERS		18	10	36%	28
BROOKDALE PHILLIPPI CREEK			28	100%	28
BROWARD HEALTH IMPERIAL POINT NURSING			28	100%	28
TGH MEDICAL GROUP LABORATORY CARROLLWOOD			28	100%	28
MINUTECLINIC, LLC, #4160		24	4	14%	28
MARION PEDIATRICS PA		21	7	25%	28
Cleveland Clinic Laboratories		4	24	86%	28
MINUTECLINIC DIAGNOSTIC OF SC, LLC #2		24	4	14%	28
FORT SANDERS REGIONAL LABORATORY		28			28
KIVA AT CANTERBURY, LLC		28			28
GRAND VILLA OF PALM COAST		28			28
THE COMMONWEALTH OF MASSACHUSETTS		1	27	96%	28
CANTON-POTSDAM HOSPITAL LABORATORY		27	1	4%	28

COVID-19: testing by laboratory

Data through May 21, 2021 verified as of May 22, 2021 at 09:25 AM

Data in this report are provisional and subject to change.

The numbers in the table below represent the number of Florida and non-Florida residents for whom test results were received by the Department of Health. A person can be tested by more than one laboratory and can have both positive and negative results. **Therefore, the sum of the numbers in each column will be larger than the total number of people tested.**

Reporting lab	Inconclusive	Negative	Positive	Percent positive	Total
KEY PRIMARY CARE			28	100%	28
CVS MINUTE CLINIC DIAGNOSTIC OF TN #6044		24	4	14%	28
NATIONAL MENTOR HEALTHCARE LLC			28	100%	28
PORT ST LUCIE HOSPITAL		25	3	11%	28
EDEN AT CRESTVIEW		12	16	57%	28
EXPRESS FAMILY CARE LLC		11	17	61%	28
ADVENTHEALTH MEDICAL GROUP PEDIATRICS AT		7	21	75%	28
ST MARYS MEDICAL CENTER			28	100%	28
URGENT CARE CENTER			28	100%	28
HUNT CLUB PEDIATRIC ASSOCIATES LLC		23	5	18%	28
FIRST CHOICE PEDIATRICS LOOP		25	3	11%	28
ASTORIA HEALTH AND REHABILITATION CENTER		27	1	4%	28
ORANGE PEDIATRICS			28	100%	28
BOZEMAN HEALTH DEACONESS HOSPITAL		19	9	32%	28
BETHESDA HEALTH PHYSICIAN GROUP INC			28	100%	28
LAKE PLACID HEALTH AND REHABILITATION		1	27	96%	28
NEWYORK-PRESBYTERIAN/ LAWRENCE HOSPITAL LABORATORY		24	3	11%	27
SUNCOAST LABS			27	100%	27
URGENT FAMILY CARE INC		24	3	11%	27
LEXINGTON PLACE SENIOR LIVING COMMUNITY		27			27
CITY OF SANFORD EMPLOYEE HEALTH AND		25	2	7%	27
Summit Medical Group Westfield Lab		24	3	11%	27
FAST PACE MEDICAL CLINIC PLLC		25	2	7%	27
COASTAL SKIN SURGERY AND DERMATOLOGY		19	8	30%	27
ADIRONDACK MEDICAL CENTER		27			27
USCG AIR STATION CLEARWATER CLINIC		26	1	4%	27
EPIC REFERENCE LABS INC			27	100%	27
SPANISH RIVER HIGH SCHOOL ESE		23	4	15%	27
COMMUNITY CARE CENTER□		26	1	4%	27
HEALTHPARK MEDICAL CENTER ABG LAB		26	1	4%	27
DELRAY BEACH FACIAL PLASTIC SURGERY		27			27
LOOP PEDIATRICS		22	5	19%	27
BROOKDALE SOUTHPOINT			27	100%	27
CENTRAL FLORIDA PEDIATRIC URGENT CARE LLC		23	4	15%	27
PREMIUM HEALTH CARE			27	100%	27
49D2045214PHYSICIAN OFFICEW/VAIVER MEDEXPRESS URGENT CARE - HARRISONBU		18	9	33%	27
EMORY BENNETT VETERANS NURSING HOME	1	26			27
CITY OF CLEARWATER EMPLOYEE HEALTH CENTER		16	11	41%	27
NEW YORK METHODIST HOSPITAL		23	4	15%	27
ATRIA LADY LAKE		27			27
VICK STREET MANOR		27			27
CARENOW - DOWNTOWN NORTH GULCH		25	2	7%	27
NOVANT HEALTH		18	9	33%	27
COASTAL COMPLETE CARE		13	14	52%	27
PHYSICIANS CARE		23	4	15%	27
EXPRESS CARE OF BELLEVIEW		27			27
LAKELAND HILLS CENTER		19	8	30%	27

COVID-19: testing by laboratory

Data through May 21, 2021 verified as of May 22, 2021 at 09:25 AM

Data in this report are provisional and subject to change.

The numbers in the table below represent the number of Florida and non-Florida residents for whom test results were received by the Department of Health. A person can be tested by more than one laboratory and can have both positive and negative results. **Therefore, the sum of the numbers in each column will be larger than the total number of people tested.**

Reporting lab	Inconclusive	Negative	Positive	Percent positive	Total
ADEPT INPATIENT MEDICAL SERVICES PC		27			27
MINUTECLINIC DIAGNOSTIC OF TN PC #320		19	8	30%	27
ADVENT HEALTH PARTIN SETTLEMENT HEALTH PARK		18	8	31%	26
ARCPOINT LABS OF FORT LAUDERDALE		25	1	4%	26
JUST FOR KIDS PEDIATRICS		5	21	81%	26
AHMG LAKE NONA PRIMARY CARE		26			26
MINUTE-CLINIC DIAGNOSTIC OF VIRGINIA		21	5	19%	26
PALM BEACH COUNTY FIRE RESCUE		24	2	8%	26
PALMS MEDICAL GROUP - LAKE CITY WEST		4	22	85%	26
ST VINCENT'S EAST		24	2	8%	26
MD BEAUTY LABS, PA		24	2	8%	26
WALGREENS #04618		21	5	19%	26
EAST HILL MEDICAL GROUP		17	9	35%	26
SUNQUEST		3	23	88%	26
ABL MEDICAL CARE LLC			26	100%	26
PULMONARY SPECIALISTS OF THE PALM BEACHES		16	10	38%	26
WAKULLA COUNTY HEALTH DEPARTMENT		12	14	54%	26
BAYFRONT HMA CONVENIENT CARE, LLC		2	24	92%	26
TREEHOUSE PEDIATRICS & FAMILY CARE		26			26
INNOVATIVE RESEARCH OF WEST FLORIDA		23	3	12%	26
LIFELINK TISSUE BANK D/B/A LIFELINK TISSUE BANK		21	5	19%	26
Z UROLOGY		25	1	4%	26
DALE MEDICAL CENTER		21	5	19%	26
OAKTREE HEALTHCARE			26	100%	26
OHSU MOLECULAR MICROBIOLOGY LAB		25	1	4%	26
MAGNOLIA PEDIATRICS		4	22	85%	26
LOT HEALTH SERVICES	1	25			26
LAKE HOWARD HEIGHTS	1	21	4	15%	26
THE MINIER URGENT CARE		20	6	23%	26
RJ LEE GROUP	1	23	2	8%	26
MONCRIEF ARMY HEALTH CLINIC			26	100%	26
MINUTECLINIC DIAGNOSTIC OF NORTH		22	4	15%	26
PALMETTO PEDIATRICS			26	100%	26
DARDEN WELLNESS CENTER		23	3	12%	26
MORTON PLANT NORTH BAY HOSPITAL			26	100%	26
LAKES DIALYSIS CENTER INC			26	100%	26
ENCOMPASS HOME HEALTH OF THE SOUTHEAST LLC		23	2	8%	25
SENIOR LIVING IV SUN CITY LLC		18	7	28%	25
GILCHRIST COUNTY JAIL		23	2	8%	25
MINUTECLINIC MINUTECLINIC #8746		24	1	4%	25
ROSS MEDICAL GROUP			25	100%	25
JUPITER MEDICAL CENTER		1	24	96%	25
FINLAY C. LABORATORY		4	21	84%	25
ST. CLOUD HOSPITAL		20	5	20%	25
SOUTH FLORIDA DIALYSIS CENTER		8	17	68%	25
LAKE NONA MEDICAL SERVICES		17	8	32%	25
DOCTORS MEDICAL CENTER OF WALTON COUNTY CLINIC			25	100%	25

COVID-19: testing by laboratory

Data through May 21, 2021 verified as of May 22, 2021 at 09:25 AM

Data in this report are provisional and subject to change.

The numbers in the table below represent the number of Florida and non-Florida residents for whom test results were received by the Department of Health. A person can be tested by more than one laboratory and can have both positive and negative results. **Therefore, the sum of the numbers in each column will be larger than the total number of people tested.**

Reporting lab	Inconclusive	Negative	Positive	Percent positive	Total
OLIVE BRANCH HEALTH AND REHABILITATION CENTER			25	100%	25
ASURANCE SCIENTIFIC LABORATORIES		24	1	4%	25
MADWAR		19	6	24%	25
DOC PAM PA		24	1	4%	25
South Heritage Health and Rehab		25			25
WESTPAC LABS		1	24	96%	25
ORANGE REGIONAL MEDICAL CENTER LABORATORY		20	5	20%	25
TREASURE COAST URGENT CARE			25	100%	25
Sovereign Laboratory Services, LLC		22	3	12%	25
ADVENT HEALTH - LAKE MARY PEDIATRICS		16	9	36%	25
FEDERAL PRISON CAMP PENSACOLA			25	100%	25
UNIV OF NORTH ALABAMA HEALTH CENTER		22	3	12%	25
VILLAGES REHABILITATION AND NURSING CENTER		24	1	4%	25
STEWART MEDICAL GROUP INC			25	100%	25
TOTAL ACCESS URGENT CARE		1	24	96%	25
NONA PEDIATRIC CENTER		19	6	24%	25
STATE LAB		3	22	88%	25
ADVENT HEALTH EXPRESS		9	16	64%	25
GREEN GABLES ASSISTED LIVING FACILITY		25			25
CVS MINUTE CLINIC DIAGNOSTIC OF TEXAS LLC		21	4	16%	25
THE WATERMARK AT VISTAWILLA		25			25
ADVANCED URGENT CARE CENTER		7	17	71%	24
INTERVENTIONAL REHABILITATION OF SOUTH FLORIDA		16	8	33%	24
LABORATORY DYNAMICS		20	4	17%	24
ST ANTHONY'S HOSP PATIENT CARE SERVICE			24	100%	24
BLOOMIN BRANDS WELLNESS CENTER	4	19	1	4%	24
GLEN COVE HOSPITAL		24			24
MC DIAGNOSTIC OF CONNECTICUT, PC #775		23	1	4%	24
TREEHOUSE PEDIATRICS		19	5	21%	24
ALAN SERURE MD		24			24
EDWARD S BENNETT MD PLLC		24			24
CARESPOT		3	21	88%	24
ATRIA AT ST JOSEPHS		24			24
WELLNOW URGENT CARE		23	1	4%	24
MEDLAB INC		24			24
SARASOTA MEMORIAL NURSING & REHABILITATION CTR		24			24
MAITLAND PRIMARY CARE		9	15	63%	24
Wesley Place on Honeysuckle		22	2	8%	24
PACIFICA SENIOR LIVING FORT MYERS		15	9	38%	24
PALM BEACH GARDENS MEDICAL CENTER			24	100%	24
TARPON BAYOU CENTER			24	100%	24
MEDEXPRESS URGENT CARE - SEMINOLE SQUA		22	2	8%	24
FYZAMEDICAL, LLC		15	9	38%	24
SOUTH NASSAU COMMUNITIES HOSPITAL		20	4	17%	24
ERIC C MARSHAL MD, PC DBA MINUTECLINIC		23	1	4%	24
PHYSICIANS PRIMARY CARE OF SW FLORIDA PL		24			24
WESTMINSTER WOODS ON JULINGTON CREEK		22	2	8%	24

COVID-19: testing by laboratory

Data through May 21, 2021 verified as of May 22, 2021 at 09:25 AM

Data in this report are provisional and subject to change.

The numbers in the table below represent the number of Florida and non-Florida residents for whom test results were received by the Department of Health. A person can be tested by more than one laboratory and can have both positive and negative results. **Therefore, the sum of the numbers in each column will be larger than the total number of people tested.**

Reporting lab	Inconclusive	Negative	Positive	Percent positive	Total
WELLSTAR COBB HOSPITAL		22	2	8%	24
UAH STUDENT HEALTH CENTER		17	7	29%	24
CL BRUMBACK PRIMARY CARE CLINIC LANTANA		2	22	92%	24
RAINBOW PEDIATRIC CENTER		2	22	92%	24
SONATA BOYNTON BEACH		21	3	13%	24
NORTHSIDE HOSPITAL DULUTH		21	3	13%	24
LAKEWOOD RANCH MEDICAL CENTER CLINICAL LAB			24	100%	24
WELLMED AT LAKE COPELAND		18	6	25%	24
CSH LAKE ORIENTA LP		24			24
PRIME CARE ONE LLC/HARBORCHASE OF VENICE			24	100%	24
ROBINSON FAMILY CLINIC PA		14	10	42%	24
HENNEPIN COUNTY MEDICAL CENTER (HCMC)		13	11	46%	24
HEALTH MED CENTERS		24			24
FLORENCE J HUNT STUDENT WELLNESS CENTER - HEALTH SERVICES (ABBOTT)		24			24
ST JOSEPHS HOSP OF ATLANTA/CLINIC LAB		22	2	8%	24
MID FLORIDA PATHOLOGY LLC		23	1	4%	24
CareATC - 15th Street Clinic			24	100%	24
MIAMI BEACH MEDICAL GROUP			24	100%	24
SENIOR HEALTH OF WINTER PARK DUNDEE		24			24
TIMBERLANE LODGE ALF	1	16	7	29%	24
HERITAGE OAKS ASSISTED LIVING & MEMORY CARE		20	4	17%	24
AVENTIS BIO-SERVICES CTL		24			24
THE CHAPPEL GROUP RESEARCH		24			24
MED PLUS FLORENCE		20	4	17%	24
MADISON COUNTY MEMORIAL HOSP		12	12	50%	24
TRINITY MEDICAL ASSOCIATES LLC			24	100%	24
ROWLETT MIDDLE ACADEMY		22	2	8%	24
COURTYARDS OF ORLANDO		24			24
ST ELIZABETH MEDICAL CENTER LABORATORY		21	3	13%	24
COMMONWEALTH OF MASSACHUSETTS			23	100%	23
WUESTHOFF MEDICAL CENTER-MELBOURNE			23	100%	23
REGENEXX TAMPA BAY		20	3	13%	23
NOBLE SENIOR LIVING		3	20	87%	23
BARTON FAMILY PRACTICE		12	11	48%	23
SOMA MEDICAL CENTER, PA #4 FLORIDA MANGO		1	22	96%	23
ORANGE PARK PEDIATRIC ASSOCIATES		10	13	57%	23
MEDEXPRESS URGENT CARE - TIMBERLAKE		20	3	13%	23
CVS NC4165POCT BREVARD		15	8	35%	23
CORE LABORATORY		1	22	96%	23
VALLEY IMMEDIATE CARE		20	3	13%	23
MINUTECLINIC, LLC #4507		21	2	9%	23
COASTAL FAMILY PRACTICE		15	8	35%	23
BAYCARE MEDICAL GROUP INC			23	100%	23
MARQUES PEDIATRICS			23	100%	23
NEW JERSEY		22	1	4%	23
GUARDANT HEALTH		17	6	26%	23
NEW YORK PRESBYTERIAN - ALLEN HOSPITAL		23			23

COVID-19: testing by laboratory

Data through May 21, 2021 verified as of May 22, 2021 at 09:25 AM

Data in this report are provisional and subject to change.

The numbers in the table below represent the number of Florida and non-Florida residents for whom test results were received by the Department of Health. A person can be tested by more than one laboratory and can have both positive and negative results. **Therefore, the sum of the numbers in each column will be larger than the total number of people tested.**

Reporting lab	Inconclusive	Negative	Positive	Percent positive	Total
FLUSHING HOSPITAL MEDICAL CENTER		19	4	17%	23
WOODHOUSE INC		17	6	26%	23
URGENT CARE & FAMILY PRACTICE CENTER		4	19	83%	23
WALGREENS #03391		18	5	22%	23
MINUTECLINIC DIAGNOSTIC OF RHODE ISLAND, LLC #590		22	1	4%	23
EGL GENETIC DIAGNOSTICS		1	22	96%	23
ISLAND COAST PEDIATRICS PA		22	1	4%	23
CITY OF LAKE MARY EMPLOYEE HEALTH CENTER		18	5	22%	23
UNIVERSITY HILLS HEALTH AND REHABILITATION CENTER		18	5	22%	23
STATEN ISLAND UNIVERSITY HOSPITAL		22	1	4%	23
PULSE MEDICAL GROUP INC			23	100%	23
MINUTE CLINIC DIAGNOSTIC OF TN PC #64		20	3	13%	23
PRIMARY CARE SPECIALISTS OF ORLANDO LLC		18	5	22%	23
INTEGRATED FAMILY MEDICAL CENTER			23	100%	23
UF HEALTH NORTH JACKSONVILLE			23	100%	23
MORRIS PARK URGENT CARE		20	3	13%	23
THE VILLAGES HEALTH		12	11	48%	23
HEALTHY MINORS, LLC.		20	3	13%	23
NORTHWEST FLORIDA COMMUNITY HOSPITAL 3RD FLOOR		21	2	9%	23
CONNECTDX		8	15	65%	23
OMEGA LABORATORIES		19	4	17%	23
ESOTERIX GENETIC LABORATORIES		17	6	26%	23
BAYFRONT FAMILY HEALTH CENTER		3	20	87%	23
LAKEVIEW HEALTH CARE SYSTEMS		9	14	61%	23
CORONA NYC LAB		22	1	4%	23
ST CATHERINE OF SIENA HOSPITAL		21	2	9%	23
BROOKDALE WEST BOYNTON BEACH		22			22
FAMILY AND AFTER HOURS CARE		22			22
HARTFORD HOSPITAL ANCILLARY LAB		17	5	23%	22
BASSETTI & ASSOCIATES, MD, PA			22	100%	22
YUSRA MEDICAL ASSOCIATES PA		16	6	27%	22
MINUTECLINIC DIAGNOSTIC PA		19	3	14%	22
COLUMBIA MEMORIAL HOSPITAL		22			22
THRIF-T DRUGS INC		20	2	9%	22
FLORIDA HOSPITAL LABS		12	10	45%	22
MINUTECLINIC, LLC #1586		15	7	32%	22
TEXAS DEPARTMENT OF STATE HEALTH SERVICES		3	19	86%	22
SOLE HEALTH LLC		22			22
OHIO CVS STORES, LLC DBA		19	3	14%	22
MINUTECLINIC DIAGNOSTIC OF MICHIGAN PC		21	1	5%	22
SEAGRASS VILLAGE			22	100%	22
FLORIDA HOSPITAL WINTER GARDEN		17	5	23%	22
NAVAL MEDICAL CENTER SAN DIEGO	1		21	95%	22
BROWNE MEDICAL		20	2	9%	22
FIRST CHOICE PEDIATRICS WINTER SPRINGS		16	6	27%	22
SOUTH CAROLINA DEPARTMENT OF HEALTH			22	100%	22
EBEIDS MD PEDIATRICS		19	3	14%	22

COVID-19: testing by laboratory

Data through May 21, 2021 verified as of May 22, 2021 at 09:25 AM

Data in this report are provisional and subject to change.

The numbers in the table below represent the number of Florida and non-Florida residents for whom test results were received by the Department of Health. A person can be tested by more than one laboratory and can have both positive and negative results. **Therefore, the sum of the numbers in each column will be larger than the total number of people tested.**

Reporting lab	Inconclusive	Negative	Positive	Percent positive	Total
FLORIDA PEDIATRICS		6	16	73%	22
MINUTE CLINIC DIAGNOSTIC OF SOUTH CAROLINA		18	4	18%	22
GLEN OAKS URGENT CARE		20	2	9%	22
HELIX DIAGNOSTICS			22	100%	22
MEDI STATION			22	100%	22
MINUTECLINIC DIAGNOSTIC OF TEXAS LLC		20	2	9%	22
MINUTECLINIC DIAGNOSTICS MEDICAL GROUP		21	1	5%	22
TEN HEALTHCARE		6	16	73%	22
CVS MINUTE CLINIC DIAGNOSTIC OF TEXAS, LLC		18	4	18%	22
ADVENT HEALTH - KISSIMMEE		6	16	73%	22
ST VINCENT'S URGENT CARE		19	3	14%	22
JOHNS HOPKINS MEDICAL LABORATORIES		1	21	95%	22
Floral Health and Rehabilitation, LLC		21	1	5%	22
OCEANSIDE URGENT CARE		22			22
PEDIATRIC ASSOCIATES PA		17	5	23%	22
MARATHON HEALTH FOR LIFE		19	3	14%	22
BIOREFERENCE LABORATORIES		8	14	64%	22
ROCKLEDEGE REGIONAL MEDICAL CENTER		17	5	23%	22
MOBILE DIVISION LABORATORY		7	15	68%	22
GENTIVA HEALTH SERVICES		20	2	9%	22
LEE MEMORIAL HEALTH SYSTEM D/B/A		20	2	9%	22
MORNINGSIDE MANOR & VILLA ADULT CARE C		22			22
KELLY'S ASSISTED LIVING FACILITY		22			22
DIACARTA INC.		22			22
VALHALLA MEDICS		22			22
ELAN SPANISH SPRINGS		4	18	82%	22
MINUTECLINIC DIAGNOSTIC OF TN PC #566		17	4	19%	21
REGENCY SQUARE MALL - SEARS		4	17	81%	21
KIMBERLY J HENDERSON MD PC		20	1	5%	21
POINT OF CARE CLINICS PRIMARY CARE		20	1	5%	21
CLINICAL PATHOLOGY LABORATORIES SOUTHEAST			21	100%	21
ARDEN COURTS OF WINTER SPRINGS		18	3	14%	21
PRIMECARE OF DOTHAN-DALEVILLE CLINIC		16	5	24%	21
UPMC CHAUTAUQUA AT WCA LABORATORY		20	1	5%	21
GRACE WELLNESS CENTER		8	13	62%	21
Citymd Of Lacey		18	3	14%	21
ROCKLEDGE FAMILY HEALTH			21	100%	21
THE CANOPY AT HARPER LAKE	1	1	19	90%	21
ADVENTHEALTH MEDICAL GROUP	1	14	6	29%	21
TINA'S ASSISTED LIVING FACILITY CORP		21			21
MAIMONIDES MEDICAL CENTER		18	3	14%	21
ST JUDE CHILDRENS RESEARCH HOSPITAL		21			21
CARESPOT EXPRESS HEALTHCARE			21	100%	21
ESTATES MEDICAL CENTER		12	9	43%	21
WINTER PARK FAMILY PRACTICE LLC		17	4	19%	21
CLEVELAND CLINIC FLORIDA		1	20	95%	21
GOOD SAMARITAN MEDICAL CENTER			21	100%	21

COVID-19: testing by laboratory

Data through May 21, 2021 verified as of May 22, 2021 at 09:25 AM

Data in this report are provisional and subject to change.

The numbers in the table below represent the number of Florida and non-Florida residents for whom test results were received by the Department of Health. A person can be tested by more than one laboratory and can have both positive and negative results. **Therefore, the sum of the numbers in each column will be larger than the total number of people tested.**

Reporting lab	Inconclusive	Negative	Positive	Percent positive	Total
INTERNATIONAL MEDICAL LABORATORY INC		21			21
JEFFERSON K-12, A SOMERSET SCHOOL- CLINIC		17	4	19%	21
PICHARDO CLINIC, THE		19	2	10%	21
CARENOW URGENT CARE-BRENTWOOD		15	6	29%	21
CVS PHARMACY		1	20	95%	21
WACO HHSSURGEWACO	1	17	3	14%	21
BAY PEDIATRICS PA		18	3	14%	21
RHODE ISLAND DEPARTMENT OF HEALTH			21	100%	21
WELLSTAR NORTH FULTON HOSPITAL LABORAT		19	2	10%	21
URGENT TEAM		17	4	19%	21
GOOD SAMARITAN SOCIETY OF DAYTONA		16	5	24%	21
MC DIAGNOSTIC OF CONNECTICUT, PC #1960		21			21
CVS HEALTH, #3396		19	2	10%	21
PALATKA VA CBOC		20	1	5%	21
SHELBY BAPTIST MEDICAL CENTER		16	5	24%	21
HARLEM HOSPITAL CENTER		20	1	5%	21
URGENT CARE OF NEW YORK		20	1	5%	21
SELECT PHYSICIANS ALLIANCE		21			21
TENNESSEE DEPARTMENT OF HEALTH		15	6	29%	21
REDITUS LABORATORIES			20	100%	20
ORLANDO FAMILY PHYSICIANS INC		14	6	30%	20
CARESPOT OF NOCATEE		1	19	95%	20
ADVENTIST HEALTH SYSTEM		16	4	20%	20
CALLAWAY CLINIC		14	6	30%	20
WINSHIPS PHARMACY INC		20			20
MINUTECLINIC, LLC, DBA MINUTECLINIC #6		17	3	15%	20
ST LUKES ROOSEVELT LABORATORY		17	3	15%	20
MC DIAGNOSTIC OF CONNECTICUT , PC # 3		18	2	10%	20
BROOKDALE MANDARIN CENTRAL		7	13	65%	20
PONCE PLAZA NURSING & REHAB CENTER		4	16	80%	20
VIERA FAMILY MEDICINE AND WELLNESS		16	4	20%	20
MC DIAGNOSTIC OF CONNECTICUT PC #459		20			20
AVALON FAMILY RESORT ASSISTED LIVING LLC		20			20
PRATTVILLE BAPTIST HOSPITAL		16	4	20%	20
CONSOLIDATED LAB SERVICES		10	10	50%	20
LAKE WORTH MANOR		19	1	5%	20
MCWHORTER SCHOOL OF PHARMACY		20			20
PROFESSIONAL PARK PEDIATRICS PA			20	100%	20
AUBURN COMMUNITY HOSPITAL		18	2	10%	20
PRIMARY CARE MEDICINE	1	13	6	30%	20
ANYTIME LAB, LLC		18	2	10%	20
BRIDGEWAY HEALTH CLINICS INC		1	19	95%	20
BEST MEDICAL CENTER		11	9	45%	20
ROBERT WOOD JOHNSON UNIVERSITY HOSP		18	2	10%	20
SHIELDT3 LLC		20			20
CVS NC2357POCT HUNTERSVILLE		18	2	10%	20
CLINIC OF PEDIATRICS & GI MEDICINE INC		1	19	95%	20

COVID-19: testing by laboratory

Data through May 21, 2021 verified as of May 22, 2021 at 09:25 AM

Data in this report are provisional and subject to change.

The numbers in the table below represent the number of Florida and non-Florida residents for whom test results were received by the Department of Health. A person can be tested by more than one laboratory and can have both positive and negative results. **Therefore, the sum of the numbers in each column will be larger than the total number of people tested.**

Reporting lab	Inconclusive	Negative	Positive	Percent positive	Total
DAVID LAWRENCE CENTER INC		16	4	20%	20
COMMUNITY HOME HEALTH CARE		20			20
FAMILY CARE CYPRESS CREEK		1	19	95%	20
ODYSSEY HEALTHCARE OF MARION COUNTY, LLC		19	1	5%	20
MINUTE CLINIC		2	18	90%	20
SONORA QUEST LABORATORIES			20	100%	20
DEPT OF VA MEDICAL CENTER - BAY PINES			20	100%	20
KIDSWOOD PEDIATRICS CORP		6	14	70%	20
FORT WALTON BEACH DEVELOPMENTAL CENTER		19	1	5%	20
MEDICAL EXPRESS CORP		18	2	10%	20
INTEGRATED REGIONAL LABORATORIES - LARGO			19	100%	19
THE CLINIC PREMISE HEALTH		13	6	32%	19
ANYLABTESTNOW		6	13	68%	19
FRUITVILLE URGENT CARE			19	100%	19
ABC PEDIATRICS OF PORT ST LUCIE		17	2	11%	19
NANO HEALTH ASSOCIATES LLC		19			19
CVS MINUTE CLINIC DIAGNOSTIC MED GRP OF CA		19			19
ELTINGVILLE CIRCLE URGENT CARE		18	1	5%	19
ROYAL PALM MEDICAL GROUP, INC		19			19
107TH PLACE GROUP HOME		19			19
COMPREHENSIVE CHILDCARE ASSOCIATES		11	8	42%	19
OCEAN REEF MEDICAL CENTER, LLC			19	100%	19
UM MILLER SCHOOL OF MEDICINE			19	100%	19
MEDEXPRESS URGENT CARE, MOON TOWNSHIP		18	1	5%	19
NO NAME		8	11	58%	19
LOVING CARE OF THE TREASURE COAST LLC	1	13	5	26%	19
FLORIDA COMMUNITY HEALTH CENTER OF ST. LUCIE		1	18	95%	19
BAPTIST MEMORIAL HEALTH CARE		17	2	11%	19
MICHELLE S PAGE MD PA		18	1	5%	19
CARE POINT HEALTH & WELLNESS CENTER		19			19
CLERMONT ADVENTHEALTH CENTRA CARE		1	18	95%	19
STAT MEDICAL CLINIC III INC		13	6	32%	19
MINUTE CLINIC LLC #5706		17	2	11%	19
MINUTECLINIC #788		17	2	11%	19
GENOTOX LABORATORIES		16	3	16%	19
Atlanta VAMC		14	5	26%	19
FOX FAMILY PRACTICE		19			19
ST. JUDES LABORATORIES		13	6	32%	19
COLLEGE POINT URGENT CARE		16	3	16%	19
BAY COUNTY HEALTH DEPARTMENT		14	5	26%	19
CVS MINUTE CLINIC DIAG OF IND, LLC #6549		17	2	11%	19
JACKSON NORTH MEDICAL CENTER		2	17	89%	19
LAKEVIEW HEALTH SYSTEMS			19	100%	19
CAREHERE- LCS LEESBURG			19	100%	19
STONE WASH CLINICAL LABORATORIES		2	17	89%	19
CVS MINUTE CLINIC, LLC		15	4	21%	19
WALGREENS #04176		14	5	26%	19

COVID-19: testing by laboratory

Data through May 21, 2021 verified as of May 22, 2021 at 09:25 AM

Data in this report are provisional and subject to change.

The numbers in the table below represent the number of Florida and non-Florida residents for whom test results were received by the Department of Health. A person can be tested by more than one laboratory and can have both positive and negative results. **Therefore, the sum of the numbers in each column will be larger than the total number of people tested.**

Reporting lab	Inconclusive	Negative	Positive	Percent positive	Total
EMERALD COAST HOSPICE - CRESTVIEW		19			19
KAILOS GENETICS INC		16	3	16%	19
LAB INTERMARKET FACILITY LAB		1	18	95%	19
MC DIAGNOSTIC OF CONNECTICUT, PC #1966		19			19
ASHRAF MEDICAL GROUP PLLC DBA PULSE M		18	1	5%	19
AURORA UNIVERSITY WELLNESS CENTER		19			19
CVS GA2108POCT NORCROSS		16	3	16%	19
SARASOTA MEDICAL CENTER		8	11	58%	19
SAVANNAH STATE UNIVERSITY, COUNSELING		19			19
MED HEALTH SERVICES		18	1	5%	19
UC HEALTH UNIVERSITY HOSPITAL		16	3	16%	19
MINUTE CLINIC LLC #2775		18	1	5%	19
MD PLUS URGENT CARE, LLC			19	100%	19
CORNER OAK ESTATE LLC		19			19
ALL PEDIATRIC CARE			19	100%	19
JACKSON LABORATORY FOR GENOMIC MEDICIN		19			19
SEVEN RIVERS REGIONAL MEDICAL CENTER		5	14	74%	19
CVS MINUTE CLINIC DIAGNOSTIC OF WISCONSIN		19			19
BAYVIEW MEDICAL		19			19
MASSACHUSETTS GENERAL HOSPITAL		2	17	89%	19
BENNETT PEDIATRICS		19			19
ADVENT HEALTH - ZEPHYRHILLS			18	100%	18
MINUTECLINIC DIAGNOSTIC OF TN PC #643		14	4	22%	18
OSCEOLA ALF OPERATOR, LLC DBA□		18			18
BROOKDALE ST AUGUSTINE		1	17	94%	18
CARENOW URGENT CARE-WEST END		13	5	28%	18
HUNTINGTON URGENT CARE		17	1	6%	18
MINUTE-CLINIC DIAGNOSTIC OF VIRGINIA, LLC #2003		15	3	17%	18
XPRESS WELLNESS URGENT CARE			18	100%	18
MINUTECLINIC DIAGNOSTIC OF ILLINOIS LL		16	2	11%	18
AURORA DIAGNOSTICS		6	12	67%	18
MINUTECLINIC DIAGNOSTIC OF TN PC #6415		14	4	22%	18
CABOT RESERVE ON THE GREEN		18			18
URGENT CARE AT LONGWOOD			18	100%	18
CRANES VIEW LODGE			18	100%	18
BRONSON FIRE DEPARTMENT		18			18
GENERAL INTERNAL MEDICINE MEDICAL CTR CLINIC		13	5	28%	18
CVS TX7162POCT HOUSTON		18			18
MINUTECLINIC #8699		14	4	22%	18
UNIVERSITY OF MIAMI MILLER SCHOOL			18	100%	18
NORTHERN WESTCHESTER HOSPITAL LABORATORY		16	2	11%	18
BOYKIN		18			18
MINUTE CLINIC DIAGNOSTIC MED GRP		17	1	6%	18
WALGREENS #06416		17	1	6%	18
BAPTIST PRIMARY CARE PONTE VEDRA		12	6	33%	18
MIRIMUS INC		1	17	94%	18
CVS MINUTE CLINIC DIAGNOSTIC PA		13	5	28%	18

COVID-19: testing by laboratory

Data through May 21, 2021 verified as of May 22, 2021 at 09:25 AM

Data in this report are provisional and subject to change.

The numbers in the table below represent the number of Florida and non-Florida residents for whom test results were received by the Department of Health. A person can be tested by more than one laboratory and can have both positive and negative results. **Therefore, the sum of the numbers in each column will be larger than the total number of people tested.**

Reporting lab	Inconclusive	Negative	Positive	Percent positive	Total
SANTA ROSA COUNTY JAIL - WELLPATH			18	100%	18
Crestwood Nursing Center		8	10	56%	18
Terrace of Jacksonville		3	15	83%	18
TENDER CARE ALF		18			18
FORT HAMILTON URGENT CARE		18			18
ADVENT HEALTH - WINTER HAVEN		8	10	56%	18
MOORINGS PARK OAKSTONE AT GREY OAKS		17	1	6%	18
IONA COLLEGE HEALTH & WELLNESS CENTER		18			18
MINUTECLINIC LLC #5176		15	3	17%	18
CLEVELAND CLINIC			18	100%	18
PPD - IXLAYER		17	1	6%	18
MEDEXPRESS URGENT CARE- MARYLAND		15	3	17%	18
VIGILINT HEALTHCARE		16	2	11%	18
MARION COUNTY HEALTH DEPARTMENT		17	1	6%	18
MONTEFIORE ST LUKE'S CORNWALL HOSPITAL		14	4	22%	18
INTERMOUNTAIN CENTRAL LAB		1	17	94%	18
A & B PHARMACY		18			18
TPCA CLINICAL LABORATORIES		15	3	17%	18
ASCENSION ST VINCENT'S PRIMARY CARE		1	17	94%	18
MEDEXPRESS URGENT CARE - ROBINSON TWP, STEUBENVILLE PIKE		16	2	11%	18
WALGREEN EASTERN CO, INC		18			18
MI CASA DORADA ASSISTED LIVING FACILIT		18			18
MEDEXPRESS URGENT CARE LEWISBURG		17	1	6%	18
MADISON CORE LABORATORIES		17	1	6%	18
BERGEN NEW BRIDGE M		16	2	11%	18
DR PHILLIPS MEDICAL WELLNESS CENTER		13	5	28%	18
MINUTECLINIC DIAGNOSTIC OF VIRGINIA, LLC #1416		17	1	6%	18
CARENOW URGENT CARE-DONELSON		13	5	28%	18
ESTATES MEDICAL CENTER INC		4	14	78%	18
LYNN KEEFE, MD PEDIATRICS		14	3	18%	17
EAR NOSE & THROAT ASSOCIATES OF MANATEE PA		17			17
UNIVERSITY OF ALABAMA - FUNGAL REFERENCE LABORATORY		12	5	29%	17
MINUTECLINIC DIAG OF IND, LLC #6697		15	2	12%	17
SOMA MEDICAL CENTER PA			17	100%	17
GNT ASSOCIATES		16	1	6%	17
INHEALTH LIFE SCIENCES		6	11	65%	17
INN AT LAKE SEMINOLE SQUARE, THE		17			17
UNIVERSITY LAB			17	100%	17
MINUTECLINIC LLC (1435)		16	1	6%	17
TIFT REGIONAL HEALTH SYSTEM, INC		17			17
MINUTECLINIC DIAGNOSTIC OF NEW MEXICO		17			17
MINUTE CLINIC LLC #5733		17			17
LPG PRIMARY CARE AT LABELLE		15	2	12%	17
TRANSPLANT GENOMICS INC (EUROFINS)		17			17
BRYAN WHITFIELD MEMORIAL HOSPITAL		12	5	29%	17
YORKVILLE PEDIATRIC URGENT CARE		17			17
INFEXIONSHIELD INC.		17			17

COVID-19: testing by laboratory

Data through May 21, 2021 verified as of May 22, 2021 at 09:25 AM

Data in this report are provisional and subject to change.

The numbers in the table below represent the number of Florida and non-Florida residents for whom test results were received by the Department of Health. A person can be tested by more than one laboratory and can have both positive and negative results. **Therefore, the sum of the numbers in each column will be larger than the total number of people tested.**

Reporting lab	Inconclusive	Negative	Positive	Percent positive	Total
RIVERSIDE MEDICAL GROUP		16	1	6%	17
GENETIC TECHNOLOGICAL INNOVATIONS			17	100%	17
GENDERXPRESS/PICTURE ME PERFECT IMAGING		14	3	18%	17
GS LABS		16	1	6%	17
NORTHWESTERN MEMORIAL HOSPITAL			17	100%	17
GULF COAST VILLAGE HOME HEALTH INC		6	11	65%	17
MARCO DRUGS AND COMPOUNDING		13	4	24%	17
PARRISH HEALTH CENTER		14	3	18%	17
WALGREENS #07936		16	1	6%	17
CARE NOW, INC		13	4	24%	17
BLOUNT MEMORIAL HOSPITAL		14	3	18%	17
MINUTECLINIC DIAGNOSTIC OF OKLAHOMA		14	3	18%	17
CVS TN2179POCT MURFREESBORO		16	1	6%	17
TOXUSALABS DBA CONNECTDX LABS		14	3	18%	17
BROOKDALE CROWN POINT			17	100%	17
GOLDMAN SACHS HEALTH CENTER	1	15	1	6%	17
COMMUNITY HEALTH OF SOUTH FLORIDA INC			17	100%	17
COAST MED URGENT CARE		16	1	6%	17
LILY'S PROMISE AL#12775		17			17
DIEGO FALLON MD PA		6	11	65%	17
EXPRESS CARE OF TAMPA BAY		10	7	41%	17
NORTH COUNTRY FAMILY HEALTH CENTER INC		17			17
BAY BREEZE HEALTH AND REHABILITATION CENTER		9	8	47%	17
CVS TX7288POCT DALLAS		13	4	24%	17
UNIVERSITY HOSPITAL UC HEALTH		11	6	35%	17
ST JOSEPH HOSPITAL		16	1	6%	17
CVS CA9715POCT THOUSAND OAKS		17			17
NEMOURS CHILDREN'S URGENT			17	100%	17
UVMC MICROBIOLOGY		16	1	6%	17
ACM MEDICAL LABORATORY ALLIANCE		14	3	18%	17
CVS MINUTE CLINIC DIAGNOSTIC OF VIRGINIA		17			17
HUDSON VALLEY HOSPITAL CENTER LABORATORY		16	1	6%	17
PRIMARY CARE WALK IN CLINIC PLLC			17	100%	17
FLORIDA KEYS CONCIERGE MEDICINE, LLC		15	2	12%	17
PUTNAM COUNTY PUBLIC HEALTH UNIT		14	3	18%	17
MEDEXPRESS URGENT CARE - LAFAYETTE		16	1	6%	17
BLOOMINGDALE PEDIATRIC ASSOCIATES PA			17	100%	17
LEHIGH VALLEY HOSPITAL		3	14	82%	17
ALBIBI		1	16	94%	17
URGENT CARE WEST CLINIC		14	3	18%	17
STARLING AT NOCATEE			17	100%	17
RESOLVE MOLECULAR DIAGNOSTICS		13	4	24%	17
HEALTHCARE NOW			17	100%	17
WELLINGTON FAMILY PRACTICE		13	4	24%	17
MINNEOLA PLACE A HOMEBRIDGE COMMUNITY		16			16
SUFFRIDGE DRIVE GROUP HOME		16			16
BONIFAY NURSING AND REHABILITATION CENTER			16	100%	16

COVID-19: testing by laboratory

Data through May 21, 2021 verified as of May 22, 2021 at 09:25 AM

Data in this report are provisional and subject to change.

The numbers in the table below represent the number of Florida and non-Florida residents for whom test results were received by the Department of Health. A person can be tested by more than one laboratory and can have both positive and negative results. **Therefore, the sum of the numbers in each column will be larger than the total number of people tested.**

Reporting lab	Inconclusive	Negative	Positive	Percent positive	Total
SRMC AVALON		9	7	44%	16
MILLENNIUM PHYSICIAN GRP LLC NAPLES PINE RIDGE			16	100%	16
STATEN ISLAND UNIVERSITY HOSPITAL SEGUINE AVE		13	3	19%	16
ST AUGUSTINE PLANTATION		1	15	94%	16
FAST TRACK URGENT CARE CENTER - TYRONE			16	100%	16
Heartland Healthcare Center Boca Raton		2	14	88%	16
CVS PA6902POCT BRYN MAWR		14	2	13%	16
OKEECHOBEE HEALTHCARE FACILITY			16	100%	16
INTERNAL MEDICINE ASSOCIATES & SPECIALTIES INC		15	1	6%	16
PANAMA CITY VITAS HOSPICE		16			16
ATMORE NURSING CENTER		15	1	6%	16
ALL FLORIDA FAMILY & SPORTS MEDICINE		15	1	6%	16
MINUTE CLINIC LLC #1909		15	1	6%	16
FLORIDA MEDICAL ASSOCIATES LLC		9	7	44%	16
KETAMINE HEALTH CENTERS AT BONITA SPRINGS, LLC		16			16
Lab MSMC Hialeah			16	100%	16
PRESBYTERIAN MEDICAL SERVICES		16			16
CULINARY INSTITUTE OF AMERICA STUDENT	3	13			16
SURGERY CENTER OF CORAL GABLES LLC,THE		12	4	25%	16
XERA MED RESEARCH			16	100%	16
BELLEVUE HOSPITAL CENTER DEPARTMENT		16			16
VERO DIAGNOSTICS		15	1	6%	16
NORTHWEST FLORIDA SLEEP		1	15	94%	16
MINUTECLINIC DIAGNOSTIC OF VIRGINIA		16			16
NOVALIFE MEDSPA			16	100%	16
CVS MINUTE CLINIC, LLC #22		15	1	6%	16
MINUTECLINIC DIAGNOSTIC OF RHODE ISLAND		13	3	19%	16
TMH FSU RAPID LABORATORY		2	14	88%	16
ST JOSEPH WOMENS HOSPITAL			16	100%	16
MINUTE CLINIC LLC #6765		16			16
PROMEDICA LABORATORIES		11	5	31%	16
PARROTT MEDICAL CLINIC			16	100%	16
PRO HEALTH FAMILY PHYSICIANS, NYSTROM		16			16
MORTON PLANT MEASE			16	100%	16
BVL PEDIATRICS		14	2	13%	16
UNIVERSITY OF MIAMI MILLER SCHOOL OF MEDICINE			16	100%	16
MEDICINE AT LONGWOOD		16			16
CRUCIAL CARE		10	6	38%	16
St Joseph's Hospital & Medical Center		14	2	13%	16
INDIANA STATE DEPARTMENT OF HEALTH		1	15	94%	16
MINUTE CLINIC OF KANSAS PA		9	7	44%	16
BRIDGE DIAGNOSTICS			16	100%	16
MONTEFIORE NYACK HOSPITAL AFFILIATED LABORATORY		14	2	13%	16
PROMUS DIAGNOSTICS, LLC			16	100%	16
NOVANT HEALTH GOHEALTH URGENT CARE-HARRISBURG		8	8	50%	16
JS HEALTHCARE INC		16			16
DAVITA DIALYSIS		4	12	75%	16

COVID-19: testing by laboratory

Data through May 21, 2021 verified as of May 22, 2021 at 09:25 AM

Data in this report are provisional and subject to change.

The numbers in the table below represent the number of Florida and non-Florida residents for whom test results were received by the Department of Health. A person can be tested by more than one laboratory and can have both positive and negative results. **Therefore, the sum of the numbers in each column will be larger than the total number of people tested.**

Reporting lab	Inconclusive	Negative	Positive	Percent positive	Total
HODGES CLUSTER		2	14	88%	16
JOSEPH MIGNOGNA		13	3	19%	16
URGENT CARE CLINIC OF LINCOLN		14	2	13%	16
RICH STREET GROUP HOME		9	7	44%	16
PROHEALTH CARE ASSOCIATES MOBILE		13	3	19%	16
ALAN L MELOTEK MD		16			16
CENTRAL JERSEY URGENT CARE OF EATONTOW		15	1	6%	16
NORTHWEST FLORIDA ENT, PA		5	11	69%	16
UNAVAILABLE/UNKNOWN/NO INFORMATION FOUND			16	100%	16
MIAMI BEACH MEDICAL GROUP LLC			16	100%	16
WALK IN URGENT CARE			15	100%	15
MEDI-DRUG INC		13	2	13%	15
MINUTECLINIC DIAGNOSTIC OF GEORGIA, LL		12	3	20%	15
SOMA MEDICAL CENTER, P.A.			15	100%	15
HOLLEY-NAVARRE MEDICAL CLINIC		5	10	67%	15
CVS MINUTE CLINIC DIAGNOSTIC		14	1	7%	15
MEDLABS DIAGNOSTICS		11	4	27%	15
LONG ISLAND JEWISH VALLEY STREAM		14	1	7%	15
OPIS ISLAND LAKE CENTER		13	2	13%	15
PIEDMONT ATHENS REGIONAL MEDICAL		13	2	13%	15
LAKE CO SCHOOLS EMPLOYEE HEALTH & WELLNESS CENTER	1	11	3	20%	15
MEDEXPRESS URGENT CARE-ALTOONA		13	2	13%	15
OPTIONS FOR SENIORS INC DBA PALM KREST MANOR		12	3	20%	15
CVS HEALTH, #2043		15			15
MINUTE CLINIC LLC #10203		12	3	20%	15
MINUTECLINIC DIAGNOSTIC OF NORTH CAROLINA, PC		14	1	7%	15
WELLMED AT PORT ST LUCIE WEST		10	5	33%	15
MILTON 4707		15			15
HAVEN HOSPICE IN CHIEFLAND		9	6	40%	15
MIRACLE ALF INC		15			15
DELIVER MY MEDS CORP		15			15
FAMILY CARE CENTER OF ARLINGTON		10	5	33%	15
MEADOWCREST MOLECULAR DIAGNOSTICS, LLC			15	100%	15
OAKMONTE VILLAGE OF DAVIE			15	100%	15
IGENEX INC		15			15
PATHLINE			15	100%	15
CUSTEAD CARE CENTER HAVEN HOSPICE		12	3	20%	15
SUNCOAST COMMUNITY HEALTH CENTERS INC		4	11	73%	15
MEDEXPRESS URGENT CARE - BENTON HARBOR		14	1	7%	15
MADISON COUNTY HEALTH DEPARTMENT		8	7	47%	15
BROOKLYN HOSPITAL CENTER DOWNTOWN CAMPUS		15			15
AJU GEORGE MD PA			15	100%	15
Astoria Health and Rehab		15			15
MEDEXPRESS URGENT CARE - PANTOPS		13	2	13%	15
MINUTECLINIC DIAGNOSTIC OF NEW JERSEY, LLC # 7069		15			15
PREMIER LABORATORY SERVICES, LLC		5	10	67%	15
CVS TX8321POCT MCKINNEY		15			15

COVID-19: testing by laboratory

Data through May 21, 2021 verified as of May 22, 2021 at 09:25 AM

Data in this report are provisional and subject to change.

The numbers in the table below represent the number of Florida and non-Florida residents for whom test results were received by the Department of Health. A person can be tested by more than one laboratory and can have both positive and negative results. **Therefore, the sum of the numbers in each column will be larger than the total number of people tested.**

Reporting lab	Inconclusive	Negative	Positive	Percent positive	Total
SINAI HOSPITAL OF BALTIMORE		15			15
MINUTECLINIC LLC # 3401		15			15
LIFE'S SPECIAL MOMENTS INC		15			15
GADSDEN REGIONAL MEDICAL CENTER		15			15
FLORIDA DEPARTMENT OF HEALTH IN HILLSBOROUGH COUNTY		1	14	93%	15
MINUTECLINIC, DIAGNOSTIC OF TEXAS, LL		14	1	7%	15
DIATHERIX		13	2	13%	15
RUSSELL MEDICAL CENTER		13	2	13%	15
ALL 4 KIDZ PEDIATRICS		11	4	27%	15
Hackensack Umc Mountainside		14	1	7%	15
NORTHSIDE HOSPITAL FORSYTH		13	2	13%	15
BESSENT ROAD GROUP HOME		15			15
TELEVISIT MALABAR PEDIATRICS		5	10	67%	15
SARASOTA - ROBERT L TAYLOR COMMUNITY CENTER		1	14	93%	15
FAMILY CARE			15	100%	15
UNIVERSITY HOSPITALS OF CLEVELAND		9	6	40%	15
MINUTECLINIC, LLC #1492		15			15
MC DIAGNOSTIC OF CONNECTICUT, PC # 257		14	1	7%	15
WESTERN NEW YORK IMMEDIATE MEDICAL CAR		13	2	13%	15
SKIN WELLNESS PHYSICIANS LLC		15			15
BROWARD MEDICAL AND URGENT CARE		15			15
LEE COMMUNITY HEALTHCARE INC DUNBAR		13	2	13%	15
EASTLAKE PEDIATRICS - TRINITY		15			15
MONTEFIORE MEDICAL CENTER LABORATORIES - WEILER		11	4	27%	15
MINUTECLINIC DIAGNOSTIC OF TN, PC 6438		13	2	13%	15
CVS GA2147POCT KENNESAW		11	4	27%	15
ADVENTIST HEALTH SYSTEM FLORIDA DEPT OF HEALTH		9	6	40%	15
HELGEMO & LIQU PEDIATRICS		11	4	27%	15
RICHMOND UNIVERSITY MEDICAL CENTER		12	3	20%	15
NIGHT OWL PEDIATRICS URGENT CARE			15	100%	15
ORLANDO HEALTH		2	13	87%	15
CARDIOTHORACIC SURGERY OF HYDE PARK			15	100%	15
BAPTIST MEDICAL CENTER EAST		11	4	27%	15
MINUTECLINIC, LLC, DBA MINUTECLINIC #2		13	2	13%	15
HEALTH MED HOME CARE, LLC		15			15
CVS NC187POCT CHARLOTTE		14	1	7%	15
HIRAM COLLEGE HEALTH CENTER (ABBOTT)		13	2	13%	15
MINUTECLINIC DIAGNOSTICS OF IND, LLC		15			15
CVS NY491POCT JACKSON HEIGHTS		15			15
MEDLAB ASSOCIATES LLC		15			15
CARE ATC			14	100%	14
MC DIAGNOSTIC OF CONNECTICUT, PC #1043		14			14
MHHS All Lab Subsection		14			14
ARNOT OGDEN MEDICAL CENTER LABORATORY		14			14
EAST GEORGIA REGIONAL MEDICAL CENTER		13	1	7%	14
HORIZON MEDICAL GROUP		12	2	14%	14
CITY OF WEST PALM BEACH EMPLOYEE & FAMILY HEALTH		14			14

COVID-19: testing by laboratory

Data through May 21, 2021 verified as of May 22, 2021 at 09:25 AM

Data in this report are provisional and subject to change.

The numbers in the table below represent the number of Florida and non-Florida residents for whom test results were received by the Department of Health. A person can be tested by more than one laboratory and can have both positive and negative results. **Therefore, the sum of the numbers in each column will be larger than the total number of people tested.**

Reporting lab	Inconclusive	Negative	Positive	Percent positive	Total
CVS TX8387POCT AUSTIN		14			14
MINUTECLINIC DIAGNOSTIC OF SC, LLC #4		13	1	7%	14
PT&J REHAB - VILLAGE OF ROYAL PALM BEACH		12	2	14%	14
MINUTE-CLINIC DIAGNOSTIC OF VIRGINIA, LLC		14			14
DESOTO HEALTH AND REHAB LLC		9	5	36%	14
TAPESTRY TALLAHASSEE WALDEN		14			14
MED TECH SERVICES OF PALM BEACH INC		14			14
ALASKA PUBLIC HEALTH LAB		1	13	93%	14
BAPTIST HEALTH			14	100%	14
MINUTECLINIC MINUTECLINIC #8505		12	2	14%	14
CVS TN5601POCT LENOIR CITY		12	2	14%	14
MINUTECLINIC 7196		13	1	7%	14
CAN COMMUNITY HEALTH, INC		12	2	14%	14
DOCTORS EXPRESS OF ST PETERSBURG		4	10	71%	14
TLC FAMILY CARE HOME INC		14			14
POLK CHD BARTOW		13	1	7%	14
EPIPHANY HEALTH		8	6	43%	14
METHODIST MEDICAL CENTER		11	3	21%	14
SIGMUND LABS LLC		14			14
ST CLOUD MEDICAL GROUP		12	2	14%	14
FAMILY MEDICINE OF WESTON LLC		6	8	57%	14
MINUTECLINIC DIAGNOSTIC OF VIRGINIA, LLC #255		14			14
MINUTECLINIC, LLC, DBA MINUTECLINIC #6106		12	2	14%	14
LUCID DIAGNOSTICS LABS			14	100%	14
SUMMIT ATLANTIC SURGERY CENTER		14			14
ADVICE FOR OPTIMAL WELLNESS		11	3	21%	14
ADVENTHEALTH MEDICAL GROUP INTERNAL MEDICINE		11	3	21%	14
MINUTECLINIC DIAGNOSTIC OF TN, PC 6304		12	2	14%	14
FG RAPID RESULTS LLC		8	6	43%	14
Solaris Healthcare Pensacola			14	100%	14
RDX BIOSCIENCE INC		11	3	21%	14
HAVEN HOSPICE			14	100%	14
MEDHELP LAKESHORE PC		12	2	14%	14
MINUTE CLINIC DIAGNOSTIC OF NORTH CAROLINA		13	1	7%	14
STEWART MELBOURNE HOSPITAL, INC	1		13	93%	14
SOUTHEASTERN LABORATORY			14	100%	14
CENTRAL JERSEY URGENT CARE		13	1	7%	14
CVS TN5639POCT FARRAGUT		11	3	21%	14
HAPPY KIDZ PEDIATRICS PL		13	1	7%	14
NEW YORK PRESBYTERIAN - LOWER MANHATTAN		14			14
NORTHEAST PEDIATRICS			14	100%	14
QUEENS UNIVERSITY OF CHARLOTTE		14			14
TALLAHASSEE PRIMARY CARE ASSOCIATES PA		12	2	14%	14
MC DIAGNOSTIC OF CONNECTICUT, PC #114		14			14
MINUTECLINIC, LLC #4682		9	5	36%	14
MY WELLNESS EXPRESS			14	100%	14
DYNAMIC HEALTH CENTERS INC		9	5	36%	14

COVID-19: testing by laboratory

Data through May 21, 2021 verified as of May 22, 2021 at 09:25 AM

Data in this report are provisional and subject to change.

The numbers in the table below represent the number of Florida and non-Florida residents for whom test results were received by the Department of Health. A person can be tested by more than one laboratory and can have both positive and negative results. **Therefore, the sum of the numbers in each column will be larger than the total number of people tested.**

Reporting lab	Inconclusive	Negative	Positive	Percent positive	Total
CVS HEALTH MINUTE CLINIC		1	13	93%	14
MINUTECLINIC DIANOSTIC OF VIRGINA, LL		13	1	7%	14
SOUTHEASTERN UNIVERSITY INC		14			14
BOCA SIMON		2	12	86%	14
MINUTECLINIC DIAGNOSTIC OF TN, PC 4992		14			14
MINUTECLINIC DIAGNOSTIC OF MAINE, LLC		12	2	14%	14
DYNAMIC DNA LAB		1	13	93%	14
EFFINGER HEALTH, PA		14			14
FAMILY PRACTICE ON THE GO		6	8	57%	14
RIVERSIDE COTTAGES AT THE SHORES, LLC			14	100%	14
HEALTHFIRST ADVENT HEALTH CENTRA CARE COCOA BEACH			14	100%	14
CVS CA9113POCT CHULA VISTA		14			14
ACCESS HOME HEALTH OF FLORIDA LLC		14			14
PHELPS HOSPITAL LABORATORY		12	2	14%	14
MINUTECLINIC, LLC, MINUTECLINIC #7637		12	2	14%	14
WELLMED AT SOUTH PARSONS		11	3	21%	14
MELBOURNE FAMILY PRACTICE		12	2	14%	14
The Evangelical Lutheran Good Samaritan Society		14			14
DIAMOND SPEEDWAY DIALYSIS		1	13	93%	14
MERCY MEDICAL CENTER		7	7	50%	14
PUTNAM COUNTY HEALTH DEPARTMENT		13			13
ST CLOUD COMPOUNDING PHARMACY & WELLNESS CENTER		12	1	8%	13
CVS MINUTE CLINIC DIAGNOSTIC MED GRP OF SAN		11	2	15%	13
SOMA MEDICAL CENTER PA #4			13	100%	13
ROCKLEDGE		3	10	77%	13
MOODY MANOR		13			13
CLINICAL LABORATORY SERVICES			13	100%	13
SHELBY COUNTY HEALTH CARE CORPORATION		10	3	23%	13
MAINSTREET FAMILY SELECT		1	12	92%	13
CVS MINUTE CLINIC DIAGNOSTIC PA #3060		11	2	15%	13
NATIONAL GENETICS INST LABCORP		4	9	69%	13
DEVEREUX FLORIDA CHILDRENS CENTER			13	100%	13
CVS TX8351POCT BEAUMONT		11	2	15%	13
MEDEXPRESS URGENT CARE-LATROBE		12	1	8%	13
CORAL LANDING ASSISTED LIVING		11	2	15%	13
CLEVELAND TENNESSEE HOSPITAL COMPANY		11	2	15%	13
CAPE CORAL URGENT CARE		9	4	31%	13
MISSOURI DEPARTMENT OF HEALTH AND SENIOR SERVICES			13	100%	13
MINUTECLINIC DIAGNOSTIC OF ILLINOIS		11	2	15%	13
BARRANCO CLINIC,THE	3	9	1	8%	13
MINUTECLINIC DIAGNOSTIC OF MINNESOTA		12	1	8%	13
NAPLES GREEN VILLAGE		12	1	8%	13
WALGREENS # 03608		9	4	31%	13
VA Primary Care Clinic at Meharry		12	1	8%	13
BROOKDALE DELAND			13	100%	13
OPTUM PRIMARY CARE		2	11	85%	13
ORCHID COVE		3	10	77%	13

COVID-19: testing by laboratory

Data through May 21, 2021 verified as of May 22, 2021 at 09:25 AM

Data in this report are provisional and subject to change.

The numbers in the table below represent the number of Florida and non-Florida residents for whom test results were received by the Department of Health. A person can be tested by more than one laboratory and can have both positive and negative results. **Therefore, the sum of the numbers in each column will be larger than the total number of people tested.**

Reporting lab	Inconclusive	Negative	Positive	Percent positive	Total
AVALON MEDICAL WALK IN CLINIC			13	100%	13
PHASE2 LABS	2	9	2	15%	13
CONSULATE HEALTH CARE OF PENSACOLA			13	100%	13
URGENT MEDICAL CENTER INC		5	8	62%	13
WANTAGH URGENT CARE		10	3	23%	13
EAST SIDE CLINICAL LABORATORY		11	2	15%	13
AFC URGENT CARE - CEDAR GROVE		11	2	15%	13
CVS NC2313POCT RALEIGH		11	2	15%	13
PARKWEST MEDICAL CENTER		11	2	15%	13
MINUTECLINIC, LLC #244		12	1	8%	13
LAKELAND REGIONAL HEALTH GRASSLANDS		12	1	8%	13
CVS NY549POCT RIDGEWOOD		10	3	23%	13
ESCAMBIA COMMUNITY CLINIC		2	11	85%	13
COLLIER HMA PHYSICIAN MANAGEMENT, LLC		2	11	85%	13
CVS NC7213POCT MATTHEWS		10	3	23%	13
MINUTE CLINIC DIAGNOSTIC OF VIRGINIA, LLC #1905		13			13
MEDEXPRESS URGENT CARE - CHRISTIANBURG		9	4	31%	13
HEART OF FLORIDA HEALTH CENTER INC		5	8	62%	13
MINUTE CLINIC, LLC #1434		12	1	8%	13
CROSS CARE CENTER			13	100%	13
MINUTE CLINIC DIAGNOSTIC OF SC, LLC #42		12	1	8%	13
Signature Healthcare of Savannah		13			13
LAKELAND VOLUNTEERS IN MEDICINE INC		10	3	23%	13
WORLD WRESTLING ENTERTAINMENT			13	100%	13
EAR NOSE AND THROAT ASSOCIATES OF MANATEE, P.A.		10	3	23%	13
MINUTE CLINIC, LLC #4650		11	2	15%	13
MODMD LABORATORY		13			13
BETH ISRAEL MEDICAL CENTER LABS		12	1	8%	13
CVS MA6505POCT NEWTON		13			13
CVS MINUTE CLINIC DIAGNOSTIC OF TN #3293		12	1	8%	13
CVS OH3301POCT WOODMERE		13			13
GLENBROOKE AT PALM BAY			13	100%	13
VALDOSTA FAMILY MEDICINE		1	12	92%	13
MEDEXPRESS URGENT CARE MONACA		13			13
FLORIDA STATE HOSPITAL			13	100%	13
ORMOND MEDICAL ARTS		3	10	77%	13
MEDEXPRESS URGENT CARE - SALEM		9	4	31%	13
SOUTHEAST FAMILY HEALTHCARE CENTER			13	100%	13
WALGREEN #6538		13			13
COMPASS URGENT CARE		8	5	38%	13
MINUTE CLINIC LLC #0169		11	2	15%	13
CVS PA1671POCT LANCASTER		13			13
RED MOUNTAIN DIAGNOSTICS		13			13
GULF COAST MEDICAL GROUP		5	8	62%	13
SANDGATE GARDENS REHAB & NURSING CENTER		3	10	77%	13
SAMARITAN MEDICAL CENTER		13			13
CURATIVE		1	12	92%	13

COVID-19: testing by laboratory

Data through May 21, 2021 verified as of May 22, 2021 at 09:25 AM

Data in this report are provisional and subject to change.

The numbers in the table below represent the number of Florida and non-Florida residents for whom test results were received by the Department of Health. A person can be tested by more than one laboratory and can have both positive and negative results. **Therefore, the sum of the numbers in each column will be larger than the total number of people tested.**

Reporting lab	Inconclusive	Negative	Positive	Percent positive	Total
CVS SC2736POCT MURRELLS INLET		10	3	23%	13
Sunnyside Care Center		13			13
LANE PEDIATRICS PA		1	12	92%	13
MINUTECLINIC DIAGNOSTIC OF TN PC #386		12	1	8%	13
ALBION COLLEGE (ABBOTT)		13			13
MEYER PEDIATRICS CHTD		11	2	15%	13
HARBOR CHASE OF JACKSONVILLE			13	100%	13
QHG OF ENTERPRISE INC (DBA MEDICAL CTR		13			13
THE PLAZA AT PARKSQUARE		13			13
VILLA OF KINGS AND QUEENS OF DELRAY		13			13
THOMAS JEFFERSON UNIVERSITY HOSPITAL		4	9	69%	13
CVS GA3766POCT DACULA		11	2	15%	13
IN-OFFICE LAB		12	1	8%	13
AVENTURA HOSPITAL AND MEDICAL CENTER			13	100%	13
CARENOW URGENT CARE-HERMITAGE		9	4	31%	13
LONGWOOD PEDIATRICS LLC			12	100%	12
JOHN W NORRIS III MD PA	1		11	92%	12
ACCESS MEDICAL LABORATORIES INC		8	4	33%	12
GUIDANCE / CARE CENTER, INC		12			12
CARLOS PORTU MD, PLLC			12	100%	12
BAYONET POINT HOSPITAL			12	100%	12
METALABDX		12			12
HEWLETT URGENT CARE, PLLC		12			12
NYU WINTHROP LABORATORY		12			12
MINUTECLINIC DIAGNOSTIC OF TN PC #240		10	2	17%	12
WOODLAND TOWERS		6	6	50%	12
CHELSEA NYC LAB		12			12
MEDPRO URGENT CARE CENTER INC		12			12
PANCARE HEALTH - WEWA ELEMENTARY			12	100%	12
ACADIAN DIAGNOSTIC LABORATORIES		8	4	33%	12
BROWARD DIALYSIS			12	100%	12
MEDEXPRESS URGENT CARE CHARLESTON		8	4	33%	12
Rosewood Healthcare and Rehabilitation Center		5	7	58%	12
APPLE DIAGNOSTICS LAB		5	7	58%	12
FLORIDA DEPT OF HEALTH		4	8	67%	12
CVS MA594POCT FALMOUTH		11	1	8%	12
MAINE DEPARTMENT OF HEALTH AND HUMAN SERVICES			12	100%	12
BROOKDALE CITRUS			12	100%	12
MINUTE-CLINIC DIAGNOSTIC OF VIRGINIA,		11	1	8%	12
Westchester General Hospital			12	100%	12
GENESIS		8	4	33%	12
FAMILY MEDICINE AT LONGWOOD			12	100%	12
COLLIER COUNTY HEALTH DEPT.		7	5	42%	12
FHCP-PORT ORANGE		3	9	75%	12
PASSPORT HEALTH			12	100%	12
LEON CHD		12			12
TMH PHYSICIAN PARTNERS - MONTICELLO		10	2	17%	12

COVID-19: testing by laboratory

Data through May 21, 2021 verified as of May 22, 2021 at 09:25 AM

Data in this report are provisional and subject to change.

The numbers in the table below represent the number of Florida and non-Florida residents for whom test results were received by the Department of Health. A person can be tested by more than one laboratory and can have both positive and negative results. **Therefore, the sum of the numbers in each column will be larger than the total number of people tested.**

Reporting lab	Inconclusive	Negative	Positive	Percent positive	Total
Lady Lake Specialty Care			12	100%	12
DEPARTMENT OF PUBLIC HEALTH		12			12
VIBRANT AMERICA		10	2	17%	12
CARE FAST MURABELLA		7	5	42%	12
VITALANT		1	11	92%	12
PALM BEACH PATHOLOGY		9	3	25%	12
BENSONHURST URGENT CARE		11	1	8%	12
SUWANNEE COUNTY JAIL		11	1	8%	12
GULF COAST REGIONAL BLOOD CENTER			12	100%	12
SENIOR HOME CARE INC		12			12
GLEN OAKS HEALTH AND REHABILITATION CENTER			12	100%	12
LIFE CARE OF PORT SAINT LUCIE		3	9	75%	12
AMERICAN HOUSE FORT MYERS		12			12
MERIDIAN AT WATERWAYS, THE		10	2	17%	12
MED + URGENT MEDICAL CARE SERVICES		11	1	8%	12
MINUTECLINIC DIAGNOSTIC OF RHODE ISLAN		12			12
VILLA HEALTH NH LLC		10	2	17%	12
CFS WELLNESS AND MED SPA LLC			12	100%	12
ACCENTCARE		12			12
SAMARITAN HOSPITAL LABORATORY		11	1	8%	12
MEDEXPRESS URGENT CARE - MAPLE DRIVE		11	1	8%	12
DOCTORS HOSPITAL LAB MEDICAL OFFICE BUILDING			12	100%	12
MEDEXPRESS URGENT CARE - BEECH GROVE		11	1	8%	12
IMMUNOGENOMICS LLC		8	4	33%	12
FLORIDA DEPARTMENT OF HEALTH WASHINGTON COUNTY		7	5	42%	12
JOHNS HOPKINS ALL CHILDRENS			12	100%	12
HNL LAB MEDICINE		9	3	25%	12
CULVER-STOCKTON COLLEGE		10	2	17%	12
WINKLER COURT		10	2	17%	12
ILLINOIS DEPARTMENT OF PUBLIC HEALTH		2	10	83%	12
EMORY JOHNS CREEK HOSPITAL		12			12
THE POTTER'S HOUSE AT CANNON POINT		12			12
ST PETER'S UNIVERSITY HOSPITAL		9	3	25%	12
OHIO STATE UNIVERSITY MEDICAL CENTER			12	100%	12
GEORGE W FERGUSON MD-CONCIERGE MEDICAL SERVICES PL		11	1	8%	12
MONROE COUNTY HOSPITAL		9	3	25%	12
IREPERTOIRE_MOL_LAB		12			12
LAB UNKNOWN		1	11	92%	12
MI2297090CV HOLLAND-23D2189684		12			12
COLISEUM MED CTR LLC/COLISEUM MED CTRS		9	3	25%	12
STUYVESANT URGENT CARE		12			12
MERCY HEALTH—MUSKEGON		7	5	42%	12
IMMACULATE HOUSE AT COUNTRYSIDE		12			12
CVS SC7556POCT WEST COLUMBIA		11	1	8%	12
Maury Regional Hospital		6	6	50%	12
ADVENTHEALTH MEDICAL GROUP CARE CLINIC AT		8	4	33%	12
MEDEXPRESS URGENT CARE - MONROE		12			12

COVID-19: testing by laboratory

Data through May 21, 2021 verified as of May 22, 2021 at 09:25 AM

Data in this report are provisional and subject to change.

The numbers in the table below represent the number of Florida and non-Florida residents for whom test results were received by the Department of Health. A person can be tested by more than one laboratory and can have both positive and negative results. **Therefore, the sum of the numbers in each column will be larger than the total number of people tested.**

Reporting lab	Inconclusive	Negative	Positive	Percent positive	Total
MINUTECLINIC #8760		12			12
MINUTECLINIC, LLC, DBA MINUTECLINIC #4		11	1	8%	12
FAMILY HEALTH CENTER AT PORT ST JOHN		4	8	67%	12
FAMILY MEDICINE AT HUNTERS CREEK		12			12
ORLANDO FAMILY MEDICAL INC		12			12
DES PLAINES CLINICAL LAB		3	9	75%	12
URGENT TEAM MANAGEMENT OF TENNESSEE		10	2	17%	12
CVS MINUTE CLINIC DIAGNOSTIC OF TEXAS,LLC		10	2	17%	12
VERITAS RESEARCH CORP			12	100%	12
SUMTER COUNTY HEALTH DEPARTMENT		7	5	42%	12
MEDEXPRESS URGENT CARE - FORT WORTH S		10	2	17%	12
FAMILY PRACTICE OF DAVIE INC			12	100%	12
MINUTE CLINIC LLC # 2033		10	2	17%	12
ST. PETERSBURG PEDIATRICS			12	100%	12
MINUTECLINIC DIAGNOSTIC OF NEW JERSEY,		11	1	8%	12
MINUTECLINIC DIAGNOSTIC OF PA, LLC (1036)		10	2	17%	12
MINUTECLINIC DIAGNOSTIC OF TN PC #5671		8	4	33%	12
ALL CHILDREN'S HOSPITAL DEPT OF GENERAL PEDIATRICS			12	100%	12
CARROLL GARDENS URGENT CARE		12			12
Highland Pines Health and Rehab		11	1	8%	12
BRITO MEDICAL CENTER		10	2	17%	12
MINUTE CLINIC DIAG OF IND LLC #8674		11			11
CVS NC7051POCT WAKE FOREST		11			11
ONEIDA HEALTHCARE CENTER		9	2	18%	11
MINUTECLINIC, LLC #1470		10	1	9%	11
MINUTECLINIC DIAG OF IND, LLC #2387		9	2	18%	11
LONG ISLAND JEWISH FOREST HILLS HOSPITAL		11			11
PRIME MEDICAL CARE, LLC		11			11
WEST DADE PEDIATRICS			11	100%	11
CVS PA233POCT NEWTOWN SQUARE		11			11
CREATIVE TESTING SOLUTIONS		4	7	64%	11
RIVERVIEW REGIONAL MEDICAL CENTER		9	2	18%	11
WALK IN MEDICAL URGENT CARE PC		11			11
MINUTE CLINIC LLC #4017		11			11
ASSOCIATES IN MEDICINE		7	4	36%	11
MINUTECLINIC LLC #5010		9	2	18%	11
CVS SC7334POCT LEXINGTON		10	1	9%	11
WHEELER LABORATORY		10	1	9%	11
TRIDENT BIOMETRICS		10	1	9%	11
VIRTUA WEST JERSEY HOSPITAL VOORHEES		9	2	18%	11
BIOTECH CLINICAL LABORATORIES, INC.		1	10	91%	11
CVS MA1022POCT CAMBRIDGE		11			11
NIGHT LITE PEDIATRICS CENTER, LLC		1	10	91%	11
KIDSVILLE PEDIATRICS			11	100%	11
ILLINOIS DEPT OF PUBLIC HEALTH LAB - SPRINGFIELD			11	100%	11
VITAS HEALTH INC		5	6	55%	11
ST VINCENT'S ST CLAIR		8	3	27%	11

COVID-19: testing by laboratory

Data through May 21, 2021 verified as of May 22, 2021 at 09:25 AM

Data in this report are provisional and subject to change.

The numbers in the table below represent the number of Florida and non-Florida residents for whom test results were received by the Department of Health. A person can be tested by more than one laboratory and can have both positive and negative results. **Therefore, the sum of the numbers in each column will be larger than the total number of people tested.**

Reporting lab	Inconclusive	Negative	Positive	Percent positive	Total
CVS CA9165POCT SAN DIEGO		11			11
MOUNT DORA PEDIATRICS		9	2	18%	11
SEMINOLE COUNTY CORRECTIONAL FACILITY		1	10	91%	11
CARENOW URGENT CARE-MT JULIET		8	3	27%	11
URGENT CARE CENTER AT PINNACLE		4	7	64%	11
GENOPTIX MEDICAL LABORATORY		10	1	9%	11
ORLANDO HEALTH PHYSICIAN ASSOCIATES		4	7	64%	11
PINELLAS COUNTY HEALTH DEPARTMENT		2	9	82%	11
MONROE COUNTY FIRE RESCUE		10	1	9%	11
MEDEXPRESS URGENT CARE PARKERSBURG		9	2	18%	11
LUXOR SCIENTIFIC LLC		1	10	91%	11
CVS SC4286POCT EASLEY		5	6	55%	11
MEDICAL ASSOCIATES OF ENGLEWOOD PC		10	1	9%	11
MICHIGAN DEPARTMENT OF COMMUNITY HEALTH		1	10	91%	11
45TH 1		11			11
CVS TX7827POCT ROUND ROCK		11			11
St. Annes Nursing Center, St. Annes Residence, Inc.		11			11
JBSA-SAM HOUSTON			11	100%	11
HEALTH NETWORK LABORATORIES		7	4	36%	11
EXPRESS TEST			11	100%	11
CARENOW URGENT CARE-GREEN HILLS		10	1	9%	11
CVS CT2210POCT RIVERSIDE		11			11
CVS CA9963POCT SAN DIEGO		11			11
NEW HAMPSHIRE DEPARTMENT OF HEALTH AND HUMAN SERVICES		3	8	73%	11
WATSON HEALTHCARE		8	3	27%	11
NHC HealthCare Anniston		11			11
REDMED CLINIC OF ARLINGTON		10	1	9%	11
FRESENIUS KIDNEY CARE DUNEDIN			11	100%	11
BAYSIDE URGENT CARE CENTER INC		1	10	91%	11
PHOEBE PUTNEY MEMORIAL HOSPITAL		11			11
WALK-IN MEDICAL CARE			11	100%	11
CARINGTON MANOR		11			11
THE TERRACE OF SAINT CLOUD		9	2	18%	11
ASSOCIATES MD CYPRESS CREEK			11	100%	11
WINTER PARK CARE AND REHABILITATION			11	100%	11
TELEVISIT PALM BAY FAMILY PRACTICE		9	2	18%	11
WINDSOR OF GAINESVILLE		11			11
APPALACHIAN REGIONAL HEALTHCARE SYSTEM		10	1	9%	11
CVS MO8590POCT KANSAS CITY		7	4	36%	11
METHODIST HOSPITAL			11	100%	11
PHYSICIANS REGIONAL MEDICAL CTR - COLLIER BLVD			11	100%	11
TROPICANA		5	6	55%	11
ALCOVE ASSISTED LIVING FACILITY		11			11
INVESCLINIC US, LLC		11			11
CHARLOTTE COUNTY HEALTH DEPARTMENT	1	5	5	45%	11
BOCA RATON REGIONAL HOSPITAL LAB			11	100%	11
IPSUM DIAGNOSTICS LLC		11			11

COVID-19: testing by laboratory

Data through May 21, 2021 verified as of May 22, 2021 at 09:25 AM

Data in this report are provisional and subject to change.

The numbers in the table below represent the number of Florida and non-Florida residents for whom test results were received by the Department of Health. A person can be tested by more than one laboratory and can have both positive and negative results. **Therefore, the sum of the numbers in each column will be larger than the total number of people tested.**

Reporting lab	Inconclusive	Negative	Positive	Percent positive	Total
URGENT TEAM - HUNTSVILLE		9	2	18%	11
USCG ABBOTT BINAXNOW		6	5	45%	11
ADVENTHEALTH ORLANDO INTERNATIONAL AIRPORT		1	10	91%	11
URGENT CARE OF LONGWOOD		1	10	91%	11
NIGHT LITE PEDIATRICS CENTER		1	10	91%	11
ST JOSEPHS HOSPITAL PATHOLOGY LAB		8	3	27%	11
COMMUNITY MEDICAL AND DENTAL CARE INC		11			11
CVS TX7151POCT HUMBLE		9	2	18%	11
BERRYHILL MANOR		11			11
UMHC/SYLVESTER AT KENDALL		1	10	91%	11
ELLIS HOSPITAL LABORATORY		10	1	9%	11
CARENOW URGENT CARE - EAST NASHVILLE		9	2	18%	11
CVS CT1123POCT SOUTHBURY		11			11
CAREATC NEXTERA HEALTH CENTER / GO			11	100%	11
NORTH OKALOOSA PHYSICIAN GROUP		10	1	9%	11
NASCAR EVENT MANAGEMENT, LLC		11			11
CLAYMED OF NORTH FLORIDA			11	100%	11
AZALEA HEALTH		2	9	82%	11
UF HEALTH		1	10	91%	11
CVS MD2956POCT NEW MARKET		10	1	9%	11
CELEBRATION PEDIATRICS PA			11	100%	11
CROSSROADS URGENT CARE, PLLC		11			11
UNIVERSITY CENTRA CARE		10	1	9%	11
SEMORAN FAMILY HEALTH LLC		10	1	9%	11
FHPG_EXP CARE W HILLSBOROUGH		1	10	91%	11
ATHENS VETERINARY DIAGNOSTIC LABORATOR		11			11
AIM LABORATORIES			11	100%	11
DMH STEINHATCHEE FAMILY MEDICINE		8	3	27%	11
CREATIVE PHARMACY SOLUTIONS EAST		11			11
NORTH PINELLAS CHILDRENS MEDICAL CENTER INC			11	100%	11
MEDEXPRESS URGENT CARE - WINCHESTER GATEWAY		9	2	18%	11
CUMBERLAND HEIGHTS		11			11
SEACOAST PATHOLOGY PROFESSIONAL ASSOC		10	1	9%	11
PRIMECARE ACQUISITION FAMILY PRACTICE INC		11			11
MINUTECLINIC DIAGNOSTIC OF SC, LLC #7		9	2	18%	11
CVS GA2236POCT WOODSTOCK		11			11
STPET		9	2	18%	11
MEDICAL CENTER AFFILIATES WEST PALM			11	100%	11
THE MARY IMOGENE BASSETT HOSPITAL		11			11
UNIVERSITY MEDICAL CENTER		8	3	27%	11
WELLSTAR ATLANTA MEDICAL CENTER LABORA		10	1	9%	11
CVS NC3319POCT CHARLOTTE		8	3	27%	11
CHIEFLAND MEDICAL CENTER LLC			10	100%	10
PALM BEACH CDH - DELRAY BEACH			10	100%	10
ARBORS OF GULF BREEZE, THE		8	2	20%	10
SAVANNAH MANOR ASSISTED LIVING COMMUNITY			10	100%	10
CVS CT1109POCT BETHEL		10			10

COVID-19: testing by laboratory

Data through May 21, 2021 verified as of May 22, 2021 at 09:25 AM

Data in this report are provisional and subject to change.

The numbers in the table below represent the number of Florida and non-Florida residents for whom test results were received by the Department of Health. A person can be tested by more than one laboratory and can have both positive and negative results. **Therefore, the sum of the numbers in each column will be larger than the total number of people tested.**

Reporting lab	Inconclusive	Negative	Positive	Percent positive	Total
SONATA VERO BEACH		10			10
MEDICAL LABORATORY DIAGNOSTICS			10	100%	10
New York Harbor Harbor HCS - Brooklyn Campus		9	1	10%	10
CVS DC1340POCT WASHINGTON		10			10
EMERGENCY MEDICAL CENTER		4	6	60%	10
Charles George VAMC		10			10
CVS PHARMACY NO 274		9	1	10%	10
OKLAHOMA STATE DEPARTMENT OF HEALTH-PUBLIC HEALTH LABORATORY			10	100%	10
DOH-TAMPA BRANCH LABORATORY (MLK BLVD)		4	6	60%	10
MINUTECLINIC DIAGNOSTIC OF NORTH CAROLINA PC #7054		7	3	30%	10
MONTEFIORE MEDICAL CENTER LABORATORIES - NORTH		10			10
ALBANY MEDICAL CENTER		9	1	10%	10
SUPERIOR RESIDENCES OF CLERMONT		2	8	80%	10
ORLANDO MEDICAL CENTER PL		1	9	90%	10
MINUTECLINIC #2860		7	3	30%	10
COMMUNITY HEALTH CENTER		2	8	80%	10
VILLAGE PLACE HEALTH AND REHAB		9	1	10%	10
MEDEX REGIONAL LABORATORIES LLC		1	9	90%	10
DEPARTMENT OF HEALTH AND HUMAN SERVICES LANSING			10	100%	10
MINUTECLINIC DIAG OF IND LLC #8651		9	1	10%	10
PEACE OF MIND REHAB CENTER		10			10
SOMA MEDICAL CENTER MD PA #7 PEDIATRICS			10	100%	10
SOUTH FLORIDA ENT ASSOCIATES, INC			10	100%	10
WELLSTAR WEST GEORGIA MEDICAL CENTER		9	1	10%	10
BREVARD FAMILY WALK IN CLINIC			10	100%	10
VETERANS AFFAIRS MEDICAL CENTER - OUTPATIENT			10	100%	10
ROSEMONT GARDENS INC		9	1	10%	10
BETTER AT HOME		10			10
WALGREENS #07589		9	1	10%	10
MEDEXPRESS URGENT CARE - WASHINGTON		8	2	20%	10
ANY LAB TEST NOW INC			10	100%	10
ISLAND COAST PEDIATRICS IN-HOUSE LAB		10			10
FLORIDA CLINICAL LAB		1	9	90%	10
HCR MANORCARE		10			10
TENNESSEE DEPARTMENT OF HEALTH (TDH) - CENTRAL LABORATORY		2	8	80%	10
MIAMI COMPREHENSIVE MEDICINE GROUP PA		4	6	60%	10
PANCARE HEALTH - VERNON ELEMENTARY			10	100%	10
NEUROSCIENCE AND SPINE ASSOCIATES, PL		8	2	20%	10
EXCEL URGENT CARE OF PARAMUS LLC		10			10
CVS PHARMACY #8800		8	2	20%	10
ELEMENT PRIMARY CARE LLC		9	1	10%	10
WILLIAMSBURGH CHAI CARE		9	1	10%	10
CHILDREN'S HEALTHCARE OF ATLANTA/EGLESTON		10			10
CVS NJ617POCT CEDAR GROVE		9	1	10%	10
MOSOLF PEDIATRICS			10	100%	10
Chestnut Park Rehabilitation and Nursing Center		10			10
NATURE COAST REGIONAL MEDICAL CENTER		1	9	90%	10

COVID-19: testing by laboratory

Data through May 21, 2021 verified as of May 22, 2021 at 09:25 AM

Data in this report are provisional and subject to change.

The numbers in the table below represent the number of Florida and non-Florida residents for whom test results were received by the Department of Health. A person can be tested by more than one laboratory and can have both positive and negative results. **Therefore, the sum of the numbers in each column will be larger than the total number of people tested.**

Reporting lab	Inconclusive	Negative	Positive	Percent positive	Total
BROOKDALE PANAMA CITY		9	1	10%	10
BROOKDALE WEST MELBOURNE			10	100%	10
LAWRENCE TECHNOLOGICAL UNIVERSITY		10			10
KR AT COLLEGE HARBOR		10			10
Centrastate Medical Center		9	1	10%	10
CORONA PATHOLOGY		10			10
MEDEXPRESS URGENT CARE - WILLIAMSPORT		9	1	10%	10
GILCHRIST COUNTY FIRE DEPARTMENT		4	6	60%	10
NOT INDICATED		1	9	90%	10
BEAUMONT LABORATORY			10	100%	10
ENCOMPASS HEALTH REHABILITATION HOSPI		10			10
CVS NC5591POCT STATESVILLE		8	2	20%	10
DAU ORTHODONTICS		9	1	10%	10
KEY TRAINING CENTER			10	100%	10
CBC LAB		3	7	70%	10
MOLECULAR PATHOLOGY LABORATORY			10	100%	10
CITY OF TALLAHASSEE		10			10
MEDEXPRESS URGENT CARE-KATY		7	3	30%	10
VETERNANS ADMINISTRATION			10	100%	10
MEDEXPRESS URGENT CARE-PETERS TWP		9	1	10%	10
MINUTECLINIC, LLC #09202		8	2	20%	10
VASCONCELLO COHEN MD PA		9	1	10%	10
HIGH TOWER ALF LLC		9	1	10%	10
CVS MA507POCT LEOMINSTER		8	2	20%	10
VENICE GREEN VILLAGE		3	7	70%	10
SARASOTA PERSONAL MEDICINE		7	3	30%	10
CVS MA1852POCT MEDWAY		10			10
SOUTHEASTERN PEDIATRIC ASSOCIATES			10	100%	10
CHEMISYS LABORATORIES		2	8	80%	10
ALABAMA DEPARTMENT OF PUBLIC HEALTH		1	9	90%	10
FLEMING ISLAND CENTER FOR CLINICAL RESEARCH		10			10
ACCESS PHARMACY		10			10
BROWARD HEALTH CARE			10	100%	10
WALGREENS - STORE #9479		8	2	20%	10
IU HEALTH PATHOLOGY		1	9	90%	10
PRIMARY CARE SPECIALISTS OF ORLANDO		9	1	10%	10
WALGREENS #10972	1	9			10
ALABAMA MEDICAL GROUP		10			10
GLADES COUNTY DETENTION CENTER		1	9	90%	10
BELLE GLADES HEALTH CLINIC			10	100%	10
MINUTECLINIC DIAGNOSTIC OF NORTH CAROLINA PC #5341		7	3	30%	10
Consulate Health Care at West Altamonte			10	100%	10
DOMINICAN COLLEGE STUDENT HEALTH CENTE		8	2	20%	10
ST JOSEPH'S HOSPITAL NORTH LABORATORY			10	100%	10
MAINSTREET FAMILY CARE			10	100%	10
NORTHSIDE HOSPITAL ATLANTA		4	6	60%	10
MINUTECLINIC DIAGNOSTIC OF OHIO #4401		10			10

COVID-19: testing by laboratory

Data through May 21, 2021 verified as of May 22, 2021 at 09:25 AM

Data in this report are provisional and subject to change.

The numbers in the table below represent the number of Florida and non-Florida residents for whom test results were received by the Department of Health. A person can be tested by more than one laboratory and can have both positive and negative results. **Therefore, the sum of the numbers in each column will be larger than the total number of people tested.**

Reporting lab	Inconclusive	Negative	Positive	Percent positive	Total
MEDEXPRESS URGENT CARE, JOHNSTOWN		9	1	10%	10
JOHN T MATHER MEMORIAL HOSPITAL LABORATORY		9	1	10%	10
MINUTE CLINIC INCORPORTE		10			10
KEY WEST URGENT CARE, INC		3	7	70%	10
Avalon Healthcare and Rehabilitation Center			10	100%	10
NORTHEAST ALABAMA REGIONAL MEDICAL CENTER		7	3	30%	10
NORTHSHORE UNIVERSITY HEALTHSYSTEM EVANSTON HOSPITAL LAB			10	100%	10
GO PATH LABORATORIES			10	100%	10
MINUTECLINIC DIAGNOSTIC OF OHIO #3407		9	1	10%	10
COLLIER BLVD HMA PHYSICIAN MANAGEMENT,, LLC			10	100%	10
CARESOUTH HHA HOLDINGS OF THE BAY AREA LLC□		10			10
PBC PREMIER FAMILY HEALTH			10	100%	10
ARCHBOLD MEMORIAL HOSPITAL/LAB		3	7	70%	10
VILLAGES HEALTH, THE		4	6	60%	10
NEW JERSEY DEPARTMENT OF HEALTH COMMUNICABLE DISEASE SERVICE		3	7	70%	10
CVS IL8751POCT CHICAGO		10			10
RPC@HODGES		2	8	80%	10
CHRISTUS ST VINCENT LABORATORY - ZIA		10			10
PALMS WEST HOSPITAL			10	100%	10
NORTON HEALTHCARE			10	100%	10
JACKSON CLINIC PA,THE		6	4	40%	10
WALGREENS #03287		10			10
LEHIGH REGIONAL MEDICAL CENTER LABORATORY		4	6	60%	10
MEDEXPRESS URGENT CARE - FAYETTEVILLE		8	2	20%	10
PRORENATA LABS		2	8	80%	10
PLYMOUTH HARBOR INCORPORATED		9	1	10%	10
LAKE BALDWIN CBOC		9	1	10%	10
DEPT OF VA MEDICAL CENTER - RICHMOND		9	1	10%	10
VAIL VALLEY MEDICAL CENTER			9	100%	9
CVS MINUTE CLINIC DIAG OF IND LLC #5206		8	1	11%	9
TRINITY PEDIATRICS			9	100%	9
SV DIAGNOSTIC LAB			9	100%	9
CITYMD		1	8	89%	9
HEALTHY MINORS PEDIATRIC URGENT CARE		7	2	22%	9
STATEN ISLAND CHAI CARE		8	1	11%	9
KINGSWAY MEDICAL CENTER INC		6	3	33%	9
PEDIATRIC HEALTH CARE ALLIANCE			9	100%	9
ETHOS LABORATORIES		7	2	22%	9
CVS OH3476POCT TIPP CITY		8	1	11%	9
MINUTECLINIC # 21110		7	2	22%	9
NASSAU UNIVERSITY MEDICAL CENTER DEPT		8	1	11%	9
BAYFRONT HEALTH ST PETERSBURG		8	1	11%	9
SKR MEDICAL ADVISORS		9			9
MONROE URGENT CARE		8	1	11%	9
MINUTE CLINIC DIAGNOSTIC OF VIRGINIA, LLC #7543		7	2	22%	9
MINUTECLINIC DIAGNOSTIC OF VIRGINIA, LLC #1656		9			9
ENCOMPASS HOME HEALTH OF THE SOUTHEAST LLC□		9			9

COVID-19: testing by laboratory

Data through May 21, 2021 verified as of May 22, 2021 at 09:25 AM

Data in this report are provisional and subject to change.

The numbers in the table below represent the number of Florida and non-Florida residents for whom test results were received by the Department of Health. A person can be tested by more than one laboratory and can have both positive and negative results. **Therefore, the sum of the numbers in each column will be larger than the total number of people tested.**

Reporting lab	Inconclusive	Negative	Positive	Percent positive	Total
UCARE			9	100%	9
PALM BAY URGENT CARE PL		1	8	89%	9
DIXITKUMAR N MODI MD PA			9	100%	9
PENSACOLA CLUSTER			9	100%	9
BRENNITY AT VERO BEACH, THE			9	100%	9
MINUTECLINIC DIAGNOSTIC MED GRP OF CA		8	1	11%	9
LAKE PEDIATRICS			9	100%	9
UHEALTH UNIVERSITY OF MIAMI			9	100%	9
CVS CA9721POCT ARCADIA		9			9
WINTER PARK INTERNAL MEDICINE MD PA		7	2	22%	9
MIDMICHIGAN MEDICAL CENTER			9	100%	9
CVS MD1881POCT DUNKIRK		9			9
BUENA VIDA ESTATES			9	100%	9
FLORIDA CENTER FOR DERMATOLOGY LABORATORY			9	100%	9
ROSECASTLE			9	100%	9
MEDICANA NURSING AND REHAB CENTER			9	100%	9
CVS MA299POCT WORCESTER		9			9
MEDERI CARETENDERS VS OF SE FL LLC DBA		8	1	11%	9
MEDEXPRESS URGENT CARE - STAUNTON		5	4	44%	9
GULF COAST PEDIATRICS OF SARASOTA PA		2	7	78%	9
ALLIANCE HEALTH AND REHABILITATION CENTER		9			9
CVS MINUTE CLINIC DIAGNOSTIC OF NEW JERSEY		9			9
HARMONIOUS HOME HEALTH, LLC		9			9
CENTREX CLINICAL LABS INC		9			9
MINUTECLINIC DIAGNOSTIC OF NEVADA #87		4	5	56%	9
LEMOYNE COLLEGE WELLNESS CENTER FOR		9			9
MINUTECLINIC DIAGNOSTIC OF TN PC #242		6	3	33%	9
MOBILE RESPONSE DIAGNOSTICS LLC		8	1	11%	9
HOME CARE PHARMACY OF PALM COAST INC		9			9
NORTHSIDE GWINNETT HOSPITAL		8	1	11%	9
MEDEXPRESS URGENT CARE - SWANSEA, N ILLINOIS ST		8	1	11%	9
CVS CT718POCT ANSONIA		9			9
JUPITER CLINIC			9	100%	9
WYCLIFFE BIBLE TRANSLATORS		9			9
CVS TX10016POCT PRINCETON		9			9
FLORIDA MENTOR		7	2	22%	9
MEDICAL CENTER, THE		8	1	11%	9
THE READING HOSPITAL & MEDICAL CENTER			9	100%	9
CVS NC6402POCT DAVIDSON		6	3	33%	9
PIEDMONT HENRY HOSPITAL, INC		9			9
MEDEXPRESS URGENT CARE - RICHMOND, NINE MILE RD		8	1	11%	9
SUNSHINE STATE DIALYSIS			9	100%	9
MEDHELP NARROWS		9			9
ST VINCENT'S CHILTON		7	2	22%	9
PATEL MEDICAL VENTURES		8	1	11%	9
SCOTTS PHARMACY		8	1	11%	9
SIMPLE LABORATORIES LLC		9			9

COVID-19: testing by laboratory

Data through May 21, 2021 verified as of May 22, 2021 at 09:25 AM

Data in this report are provisional and subject to change.

The numbers in the table below represent the number of Florida and non-Florida residents for whom test results were received by the Department of Health. A person can be tested by more than one laboratory and can have both positive and negative results. **Therefore, the sum of the numbers in each column will be larger than the total number of people tested.**

Reporting lab	Inconclusive	Negative	Positive	Percent positive	Total
CORE OCCUPATIONAL RESOURCES, LLC		5	4	44%	9
WESTCHESTER GENERAL HOSPITAL BLOOD GAS LAB			9	100%	9
CVS OH3458POCT BEAVERCREEK		9			9
ST. CLOUD PHARMACY AND WELLNESS CENTER		5	4	44%	9
GLEN FALLS HOSPITAL DEPARTMENT OF PATHOLOGY		8	1	11%	9
MINUTECLINIC MINUTECLINIC #4977		5	4	44%	9
CVS NJ715POCT WAYNE		9			9
CVS IN6551POCT MOORESVILLE		7	2	22%	9
WALGREENS #09304		7	2	22%	9
MEDEXPRESS URGENT CARE - BATTLE CREEK		6	3	33%	9
CVS IL8747POCT CHICAGO		8	1	11%	9
MINUTE CLINIC #8979		8	1	11%	9
CVS GA7064POCT STOCKBRIDGE		9			9
DASCENA LABORATORY			9	100%	9
MINUTECLINIC DIAGNOSTIC OF KANSAS PA		9			9
CVS PA10034POCT PITTSBURGH		9			9
PUTNAM FAMILY CARE INC		3	6	67%	9
SUNCREST OMNI		9			9
MINUTE CLINIC DIAGNOSTIC OF PENNSYLVANIA		9			9
CHAPTERS HEALTH HOSPICE		9			9
PRECISION GENETICS			9	100%	9
BEAUMONT EMERGENCY CENTER			9	100%	9
WINDSOR OF SAN PABLO, THE		6	3	33%	9
CVS MO8556POCT KANSAS CITY		8	1	11%	9
NEMOURS CHILDREN'S PRIMARY CARE VERO BEACH			9	100%	9
CANDLER HOSPITAL PATHOLOGY LABORATORY		7	2	22%	9
Consulate Health Care of Brandon		7	2	22%	9
HEALTH AND WELLNESS CENTER		1	8	89%	9
MEDEXPRESS URGENT CARE - HOT SPRINGS		9			9
CVS MINUTE CLINIC DIAGNOSTIC OF KANSAS, PA		9			9
CVS RI1717POCT 1 CVS DR			9	100%	9
CVS NC3803POCT MOORESVILLE		8	1	11%	9
CLEARWATER PEDIATRIC CARE		1	8	89%	9
LOREY ALF		9			9
CAYUGA COUNTY HEALTH DEPARTMENT		8	1	11%	9
NORTHWEST FLORIDA COMMUNITY HOSPITAL LABORATORY		8	1	11%	9
PONTE VEDRA PLASTIC SURGERY		9			9
MAGNOLIA MANOR			9	100%	9
COMPASS PROVIDENCE URGENT CARE LLLP			9	100%	9
MILLER COUNTY HOSPITAL		9			9
FLORIDA HEART AND VASCULAR MULTISPECIALTY GROUP		8	1	11%	9
NORTHEAST FLORIDA HEALTH SERVICES, INC DBA FAMILY HEALTH SOURCE			9	100%	9
REMISE OCCUPATIONAL HEALTH SOLUTIONS INC			9	100%	9
ORLANDO FAMILY PHYSICIANS			9	100%	9
MEDEXPRESS ELKINS		9			9
CVS PA1074POCT KENNETT SQUARE		8	1	11%	9
WALGREENS #09475		8	1	11%	9

COVID-19: testing by laboratory

Data through May 21, 2021 verified as of May 22, 2021 at 09:25 AM

Data in this report are provisional and subject to change.

The numbers in the table below represent the number of Florida and non-Florida residents for whom test results were received by the Department of Health. A person can be tested by more than one laboratory and can have both positive and negative results. **Therefore, the sum of the numbers in each column will be larger than the total number of people tested.**

Reporting lab	Inconclusive	Negative	Positive	Percent positive	Total
INSPIRED LIVING AT PALM BAY		7	2	22%	9
PBSO HEALTH AND WELLNESS CENTER		1	8	89%	9
FLORIDA SCHOOL FOR THE DEAF AND THE BLIND		1	8	89%	9
FLORIDA HOSPITAL WINTER PARK		7	2	22%	9
CVS MA394POCT SEEKONK		9			9
CVS TN7289POCT SIGNAL MOUNTAIN		9			9
Nashville Central Laboratory		9			9
KINDRED_AIMS		9			9
CVS MA1845POCT WILMINGTON		8	1	11%	9
GCPM MANUAL MICROBIOLOGY		1	8	89%	9
CHILDREN'S HEALTH CENTER INC.		7	2	22%	9
MOULTRIE CREEK NURSING AND REHAB			9	100%	9
CVS OH6123POCT CINCINNATI		6	3	33%	9
MARINA ISLE ASSISTED LIVING		9			9
ACCESS CARE MEDICAL GROUP LLC		2	7	78%	9
OMNI			9	100%	9
TERRACINA LLC		3	6	67%	9
WALGREENS #04217		9			9
OUR HOME AT BEACON HILL			9	100%	9
ADVENTHEALTH MEDICAL GROUP FAMILY AND INTERNAL		8	1	11%	9
FHPG_EXP CARE PALM HARBOR			9	100%	9
Baptist Village Retirement Communities		9			9
WALGREENS #10264		9			9
MINUTE CLINIC LLC #1448		8	1	11%	9
MINUTECLINIC, LLC #03268		8	1	11%	9
Woodstock Nursing and Rehabilitation Center		9			9
INDIANA STATE DEPARTMENT OF HEALTH LABORATORIES			9	100%	9
NITIN BAWA PROFESSIONAL ASSOCIATES			9	100%	9
BIRMINGHAM VAMC		5	4	44%	9
AFC/DOCTORS EXPRESS NORTH BERGEN		7	2	22%	9
NORTHSIDE HOSPITAL		2	7	78%	9
WALGREENS # 09788		8	1	11%	9
TIFT REGIONAL HLTH SYSTEM, INC DBA SOU		9			9
WATERFORD AT CREEKSIDE, THE			9	100%	9
CVS OH2342POCT WEST CHESTER		7	2	22%	9
MINUTECLINIC #2797		9			9
FLORIDA ADDICTION AND RECOVERY CENTER INC		9			9
Sunset Lake Health and Rehabilitation Center		8	1	11%	9
URGENT TEAM - NASHVILLE		8	1	11%	9
SCHOOL OF PHARMACY AND PHARMACEUTICAL		9			9
NORTHSIDE MEDICAL CENTER		9			9
MANATEE COUNTY CENTRAL JAIL		9			9
CVS NJ862POCT MARLBORO		8	1	11%	9
LYNN UNIVERSITY INC		9			9
MINUTECLINIC OF NEVADA-2955 S FT APACH		9			9
CVS GA2841POCT LAWRENCEVILLE		9			9
CALIFORNIA DEPARTMENT OF PUBLIC HEALTH		3	6	67%	9

COVID-19: testing by laboratory

Data through May 21, 2021 verified as of May 22, 2021 at 09:25 AM

Data in this report are provisional and subject to change.

The numbers in the table below represent the number of Florida and non-Florida residents for whom test results were received by the Department of Health. A person can be tested by more than one laboratory and can have both positive and negative results. **Therefore, the sum of the numbers in each column will be larger than the total number of people tested.**

Reporting lab	Inconclusive	Negative	Positive	Percent positive	Total
SUPREME LABORATORY			9	100%	9
CIAN DIAGNOSTICS			9	100%	9
ORLANDO HEALTH PHYSICIAN GROUP INC		6	3	33%	9
DISCOVERY VILLAGE AT STUART		5	4	44%	9
CVS PA4077POCT BELLE VERNON		9			9
SYNEXUS CLINICAL RESEARCH US INC		2	7	78%	9
MINUTECLINIC DIAG OF IND, LLC #10190		8	1	11%	9
WADSWORTH CENTER - DAVID AXELROD INSTITUTE		8	1	11%	9
RANDOLPH DIABETES AND WELLNESS		8	1	11%	9
SALINE CARE NURSING & REHABILITATION CENTER		8			8
FLORIDA DEPARTMENT OF HEALTH IN SARASOTA COUNTY		7	1	13%	8
BIOTECH PHARMACEUTICAL GROUP LLC			8	100%	8
LAB UNKNOWN		6	2	25%	8
WEXFORD HEALTH SOURCES INC		8			8
NEW YORK PHYSICIANS LLP		8			8
DR. PHILLIPS MEDICAL WELLNESS CENTER		4	4	50%	8
FHCP-ORANGE CITY			8	100%	8
WELLIGENT		1	7	88%	8
CLAY PRIMARY & FAMILY CARE LLC			8	100%	8
BEECHTREE MOLECULAR LAB LLC			8	100%	8
MID-HUDSON VALLEY DIVISION OF WESTCHESTER MEDICAL		8			8
SEA LEVEL LABS			8	100%	8
TRUSTBRIDGE			8	100%	8
X-GENE MOLECULAR LABS		1	7	88%	8
COMPREHENSIVE CLINICAL RESEARCH, LLC			8	100%	8
MCR HEALTH LAWTON CHILES ADMINISTRATION STE A		1	7	88%	8
BLOOMING GARDENS OF CARE INC		8			8
CVS NV9841POCT RENO		4	4	50%	8
HERNANDO PASCO HOSPICE INC		7	1	13%	8
Florida Clinical Laboratory		1	7	88%	8
MINUTECLINIC, LLC #1452		8			8
HOLY NAME MEDICAL CENTER	1	6	1	13%	8
MEDEXPRESS URGENT CARE - MIDLOTHIAN		7	1	13%	8
CVS NC5532POCT SUMMERFIELD		8			8
MINUTECLINIC, LLC #03965		8			8
MINUTECLINIC MINUTECLINIC #921		7	1	13%	8
LIFE CARE CITRUS COUNTY			8	100%	8
MEDEXPRESS URGENT CARE - CLARKSBURG		7	1	13%	8
LOUISIANA DEPT OF HEALTH			8	100%	8
CHIEFLAND MEDICAL CENTER		1	7	88%	8
MINUTECLINIC DIAGNOSTICS OF IND LLC		5	3	38%	8
ALACHUA COUNTY HEALTH DEPARTMENT		1	7	88%	8
INTERNAL MEDICINE AND AESTHETICS OF NAPLES LLC		8			8
DEPARTMENT OF HEALTH- CITRUS COUNTY		1	7	88%	8
LAKE CONWAY URGENT CARE LLC		2	6	75%	8
VENICE REGIONAL MEDICAL CENTER			8	100%	8
SARAH LAWRENCE COLLEGE HEALTH SERVICES		8			8

COVID-19: testing by laboratory

Data through May 21, 2021 verified as of May 22, 2021 at 09:25 AM

Data in this report are provisional and subject to change.

The numbers in the table below represent the number of Florida and non-Florida residents for whom test results were received by the Department of Health. A person can be tested by more than one laboratory and can have both positive and negative results. **Therefore, the sum of the numbers in each column will be larger than the total number of people tested.**

Reporting lab	Inconclusive	Negative	Positive	Percent positive	Total
The Grand at Rome Nursing and Rehabilitation		8			8
MINUTE-CLINIC DIAGNOSTIC OF VIRGINIA, LLC #794		7	1	13%	8
MEDEXPRESS URGENT CARE - HUNTINGTON WE		8			8
CVS OH2518POCT COLUMBUS		7	1	13%	8
PRIMBIO RESEARCH INSTITUTE LLC		8			8
HENDRY REGIONAL CONVENIENT CARE CENTER			8	100%	8
EMBRY-RIDDLE AERONAUTICAL UNIVERSITY HEALTH			8	100%	8
FHMG_FM AND IM AVALON PARK		2	6	75%	8
MINUTECLINIC DIAG OF IND LLC #1138		7	1	13%	8
CVS TX7825POCT FRISCO		7	1	13%	8
MINUTECLINIC, LLC #05038		8			8
MEDEXPRESS - WILMINGTON CONCORD PIKE		7	1	13%	8
FOUNTAINVIEW BY FIVE STAR QUALITY CARE		7	1	13%	8
ADVANCED RESEARCH FOR HEALTH IMPROVEMENT		6	2	25%	8
Enterprise Health and Rehabilitation Center		8			8
CVS IN6713POCT BLOOMINGTON		8			8
SOUTHERN CORRECTIONAL MEDICINE LLC		8			8
Edward Hines, Jr. VA Hospital		7	1	13%	8
MEDEXPRESS URGENT CARE - TARENTUM		6	2	25%	8
HARBORCHASE OF DR PHILLIPS		7	1	13%	8
MARTHA A PRICE MD PA		3	5	63%	8
CVS PA813POCT RICHBORO		8			8
SHEEPSHEAD BAY URGENT CARE		8			8
GENEUS DIAGNOSTICS			8	100%	8
CVS PA1296POCT DREXEL HILL		6	2	25%	8
ST CLOUD PHYSICIAN MANAGMENT LLC		7	1	13%	8
SURGOINSVILLE PHARMACY		8			8
ORMOND BEACH CENTRA CARE			8	100%	8
CVS AZ9210POCT SCOTTSDALE		8			8
ST CHARLES BEND LABORATORY		7	1	13%	8
FLORIDA DIGESTIVE AND LIVER SPECIALIST		8			8
MINUTE CLINIC DIAGNOSTIC OF MICHIGAN PC		8			8
HUNTINGTON VILLAGE URGENT CARE		8			8
ALLINA HEALTH - ABBOTT NORTHWESTERN HOSPITAL		5	3	38%	8
CONSULATE HEALTH CARE		7	1	13%	8
CVS KY4779POCT LOUISVILLE		6	2	25%	8
NOVADX		2	6	75%	8
MEDEXPRESS URGENT CARE, BUTLER		5	3	38%	8
CVS CA9103POCT ESCONDIDO		8			8
CAREPOINT CLINIC		5	3	38%	8
WHITE SANDS OUTPATIENT SERVICES (WSOP SERVICES LLC		8			8
PROVIDENCE LABORATORY SERVICES		8			8
JX REF LAB			8	100%	8
PUTNAM COUNTY EMERGENCY RESCUE SERVICE		5	3	38%	8
PHYSICIANS FOR CHILDREN			8	100%	8
OHIO DEPARTMENT OF HEALTH			8	100%	8
MEDEXPRESS URGENT CARE PORT HURON		7	1	13%	8

COVID-19: testing by laboratory

Data through May 21, 2021 verified as of May 22, 2021 at 09:25 AM

Data in this report are provisional and subject to change.

The numbers in the table below represent the number of Florida and non-Florida residents for whom test results were received by the Department of Health. A person can be tested by more than one laboratory and can have both positive and negative results. **Therefore, the sum of the numbers in each column will be larger than the total number of people tested.**

Reporting lab	Inconclusive	Negative	Positive	Percent positive	Total
CVS IL8750POCT CHICAGO		6	2	25%	8
CVS IN3975POCT JEFFERSONVILLE		5	3	38%	8
MARION OAKS ASSISTED LIVING		8			8
INTERNAL MEDICINE ASSOCIATES OF JACKSON HOSPITAL			8	100%	8
SANITAS LAUDERDALE LAKES			8	100%	8
DIAGNOSTIC CLINIC		7	1	13%	8
URGENT TEAM - MUSCLE SHOALS		8			8
BAPTIST OUTPATIENT			8	100%	8
PANCARE HEALTH - KATE SMITH ELEMENTARY		1	7	88%	8
WIREGRASS MEDICAL CENTER			8	100%	8
CVS MD4371POCT OCEAN CITY		8			8
Jewish Home of Rochester		8			8
FLORIDA DIGESTIVE AND LIVER SPECIALISTS		7	1	13%	8
MINUTECLINIC, LLC #1796		7	1	13%	8
CIGNA ONSITE HEALTH LLC		2	6	75%	8
ST. JOSEPH HOSPITAL AND HEALTH CARE INC.			8	100%	8
PBC FOUND CARE INC			8	100%	8
LOVELACE MEDICAL CENTER		8			8
ATLANTIC CONSOLIDATED LABORATORY		8			8
VIERA PEDIATRICS		2	6	75%	8
KIS URGENT CARE			8	100%	8
BROWNE MEDICAL LLC		6	2	25%	8
TERENCE B MITCHELL MD, INC		4	4	50%	8
MEDEXPRESS URGENT CARE - HOLLINS		8			8
DOTHAN PEDIATRIC CLINIC			8	100%	8
MEDEXPRESS URGENT CARE-PASADENA		8			8
ROBERT WOOD JOHNSON HOSPITAL		7	1	13%	8
LEVY COUNTY SHERIFF'S DEPT			8	100%	8
UNIVERSITY OF WASHINGTON MEDICAL CENTER			8	100%	8
CVS NJ836POCT RUNNEMEDE		8			8
TRUE HEALTH		5	3	38%	8
MINUTECLINIC DIAGNOSTIC OF OHIO #7790		6	2	25%	8
MAGNOLIA PEDIATRICS GROUP LLC			8	100%	8
GENE STREET LABORATORIES, LLC		6	2	25%	8
LONGWOOD FAMILY MEDICINE		2	6	75%	8
CVS PA2582POCT SPRINGFIELD		6	2	25%	8
MINUTECLINIC DIAGNOSTIC OF VIRGINIA, LLC #1980		6	2	25%	8
COMPASSION PEDIATRICS		3	5	63%	8
CVS HEALTH, #1994		6	2	25%	8
GREENVILLE MEMORIAL HOSPITAL LAB			8	100%	8
MEDEXPRESS URGENT CARE - EAST BRUNSWICK		8			8
MEDEXPRESS URGENT CARE - MT LEBANON		5	3	38%	8
DOCTOR'S IN-HOUSE LAB/COMMUNITY HEALTH CENTERS OF PINELLAS - CLEARWATER			8	100%	8
OSWEGO HOSPITAL LABORATORY		7	1	13%	8
PREMIER MEDICAL CLINIC		6	2	25%	8
THE WOLFF CENTER FOR CHILD & ADOLESCENT HEALTH			8	100%	8
CVS IN6654POCT INDIANAPOLIS		7	1	13%	8

COVID-19: testing by laboratory

Data through May 21, 2021 verified as of May 22, 2021 at 09:25 AM

Data in this report are provisional and subject to change.

The numbers in the table below represent the number of Florida and non-Florida residents for whom test results were received by the Department of Health. A person can be tested by more than one laboratory and can have both positive and negative results. **Therefore, the sum of the numbers in each column will be larger than the total number of people tested.**

Reporting lab	Inconclusive	Negative	Positive	Percent positive	Total
BENEVA LAKES HEALTHCARE & REHAB CENTER			8	100%	8
KEYSTONE PLACE AT NAPLES PRESERVE		4	4	50%	8
CVS TX1104POCT ALLEN		7	1	13%	8
PM PEDIATRICS OF BAYSIDE PLLC		8			8
LEWIS COUNTY MANOR		8			8
ST CHARLES HOSPITAL LABORATORY		8			8
MEDEXPRESS URGENT CARE - IRVING		8			8
CVS OH2543POCT CANFIELD		5	3	38%	8
COMPASSION PEDIATRIC URGENT CARE LLC		2	6	75%	8
CVS ME329POCT PORTLAND		8			8
SOMA MEDICAL CENTER PA #3 GREENACRES			8	100%	8
MEDEXPRESS URGENT CARE - YORK		5	3	38%	8
CVS SC2250POCT COLUMBIA		8			8
EXECUTIVE MEDICAL SERVICES		8			8
CVS TN4624POCT KNOXVILLE		7	1	13%	8
MEDEXPRESS URGENT CARE MORGANTOWN		8			8
VENTURA HEALTH AND REHABILITATION CENTER		7	1	13%	8
PALM BEACH COUNTY HEALTH DEPARTMENT LABORATORY			8	100%	8
HACKENSACK UNIV MED CTR-PATHOLOGY DEPT		8			8
HEALTHMARK REGIONAL HOSPITAL LAB		4	4	50%	8
CVS CT750POCT ENFIELD		8			8
CAPRONA GROUP HOME		2	6	75%	8
MEDEXPRESS URGENT CARE - EWING		8			8
MINUTE-CLINIC DIAGNOSTIC OF VIRGINIA, LLC #3949		8			8
EP LTC PHARMACY		6	2	25%	8
DANIEL M LIBBY MD PLLC		8			8
GEISINGER MEDICAL CENTER		2	6	75%	8
ADVENTHEALTH MEDICAL GROUP INTERNAL MEDICINE AT		3	5	63%	8
GOLISANO CHILDREN'S HOSPITAL OF SOUTHWEST FLORIDA		6	2	25%	8
VERMONT DEPARTMENT OF HEALTH		1	7	88%	8
MEDEXPRESS URGENT CARE - CULPEPER		8			8
APEX HOME HEALTH CARE		7	1	13%	8
PARTNERS PHARMACY OF FLORIDA LLC		8			8
DOH JACKSONVILLE CENTRAL LABORATORY		3	5	63%	8
MEDEXPRESS URGENT CARE - STATE COLLEGE		6	2	25%	8
CVS KY2332POCT GEORGETOWN		7	1	13%	8
PAUL GRECO MD CONCIERGE MEDICAL SERVICES PL		8			8
MEDEXPRESS URGENT CARE MURRYSVILLE		6	2	25%	8
NORTHERN DUTCHESS HOSPITAL LABORATORY		6	2	25%	8
DORAL URGENT CARE			8	100%	8
ALL CHILDREN'S HOSPITAL		1	7	88%	8
MINUTECLINIC DIAG OF IND, LLC #6910		8			8
CVS IN8669POCT INDIANAPOLIS		7	1	13%	8
ALLEGRO - TAMPA	1	4	3	38%	8
MINUTECLINIC DIAGNOSTIC OF VIRGINIA, LLC		8			8
DOCTOR'S IN HOUSE LAB			8	100%	8
AIRCARE INTERNATIONAL		7	1	13%	8

COVID-19: testing by laboratory

Data through May 21, 2021 verified as of May 22, 2021 at 09:25 AM

Data in this report are provisional and subject to change.

The numbers in the table below represent the number of Florida and non-Florida residents for whom test results were received by the Department of Health. A person can be tested by more than one laboratory and can have both positive and negative results. **Therefore, the sum of the numbers in each column will be larger than the total number of people tested.**

Reporting lab	Inconclusive	Negative	Positive	Percent positive	Total
CARE ATC - CITY OF BOYNTON BEACH	1	2	5	63%	8
CVS SC4122POCT TAYLORS		8			8
SLOPESIDE LABS AND TESTING, LLC - THE HIDEOUT AT BUTTERMILK MOUNTAIN		8			8
MINUTECLINIC DIAG OF IND, LLC #6648		6	2	25%	8
SYLVESTER AT PLANTATION LABORATORY		7	1	13%	8
MEDEXPRESS URGENT CARE - GLENDALE		8			8
BARTON PARKER OD PC		8			8
NEOGENOMICS LABORATORIES, INC		8			8
Robert Wood Johnson University Hospital		6	2	25%	8
NORTHDALREHABILITATION CENTER			8	100%	8
WYOMING COUNTY COMMUNITY HOSPITAL LABORATORY		8			8
CVS NC7057POCT SHELBY		6	2	25%	8
ADVENTHEALTH CAR CENTER APOPKA			8	100%	8
ADVENT HEALTH APOPKA		3	4	57%	7
CVS CA8850POCT HUNTINGTON BEACH		6	1	14%	7
Northport VAMC		7			7
MEDEXPRESS URGENT CARE-HERSHEY		6	1	14%	7
FLORIDA HOSPITAL KISSIMMEE		4	3	43%	7
CVS MA2172POCT NORTH GRAFTON		7			7
Parkside Villa		7			7
SOUTH COM HEALTH CLINIC, DEPT. OF THE ARMY		7			7
DOCTORS HOSPITAL OF AUGUSTA		7			7
Mitchell Hollingsworth Nursing and Rehab		7			7
CVS NC3853POCT BURLINGTON		5	2	29%	7
CVS NJ2815POCT E BRUNSWICK		5	2	29%	7
KANSAS DEPARTMENT OF HEALTH		2	5	71%	7
MEDEXPRESS URGENT CARE-SCOTT TOWNSHIP		6	1	14%	7
WELLMED AT FORT PIERCE		5	2	29%	7
WOMENS CARE FLORIDA LLC		5	2	29%	7
KIDS CORNER PEDIATRICS PLLC		6	1	14%	7
GENTRY PARK ORLANDO ASSISTED LIVING		6	1	14%	7
CVS TN7698POCT KNOXVILLE		7			7
DEVANSH LAB WERKS		1	6	86%	7
MEDEXPRESS URGENT CARE - PRINCETON		6	1	14%	7
CVS GA5622POCT DALLAS		5	2	29%	7
PEDIATRICS URGENT CARE, LLC			7	100%	7
TAMPA FAMILY HEALTH CENTER		1	6	86%	7
FAMILY MEDICINE MEDICAL DRIVE		7			7
MEDHELP TRUSSVILLE		6	1	14%	7
HELIX MEDICAL CENTERS		1	6	86%	7
LEPE'S HOUSE			7	100%	7
SUPERIOR RESIDENCES AT CALA HILLS		7			7
TRUE HEALTH DIAGNOSTICS		1	6	86%	7
BAYCARE MEDICAL GROUP, INC		6	1	14%	7
LYNMOORE,THE		7			7
WILDLIGHT LAB			7	100%	7
DELTONA VA CBOC		6	1	14%	7

COVID-19: testing by laboratory

Data through May 21, 2021 verified as of May 22, 2021 at 09:25 AM

Data in this report are provisional and subject to change.

The numbers in the table below represent the number of Florida and non-Florida residents for whom test results were received by the Department of Health. A person can be tested by more than one laboratory and can have both positive and negative results. **Therefore, the sum of the numbers in each column will be larger than the total number of people tested.**

Reporting lab	Inconclusive	Negative	Positive	Percent positive	Total
CVS TX4397POCT CYPRESS		7			7
MEDEXPRESS URGENT CARE - LOGAN		7			7
KENDALL REGIONAL MEDICAL CNTR			7	100%	7
EL PARAISO HOME INC		7			7
CVS MA957POCT WEST SPRINGFIELD		7			7
YAZJI PEDIATRIC CARE LLC DBA TUKA PEDIATRICS			7	100%	7
METHODIST HEALTHCARE UNIVERSITY HOSPIT		7			7
PALM BEACH DIGESTIVE ASSOCIATES			7	100%	7
WALGREENS # 04440		6	1	14%	7
ABBAY MANOR RETIREMENT RESIDENCE INC		7			7
GARDENS PEDIATRICS			7	100%	7
ADVENTHEALTH CELEBRATION EMPLOYEE CLINIC		7			7
OPTUM PRIMARY CARE - FOUNTAIN OAKS		3	4	57%	7
AVON PARK PEDIATRICS			7	100%	7
COMMUNITY HEALTH CENTERS OF PINELLAS, INC		4	3	43%	7
MINUTECLINIC DIAGNOSTIC OF OHIO #6147		6	1	14%	7
PROHEALTH MED		2	5	71%	7
MINUTECLINIC DIAG OF IND LLC #6998		6	1	14%	7
IRL MARKET LAB			7	100%	7
Hiawatha Care Center		7			7
GAINESVILLE PEDIATRIC ASSOCIATES		1	6	86%	7
GALLUP INDIAN MEDICAL CENTER		7			7
NU WAVE MEDICAL CENTER			7	100%	7
GUTHRIE CORNING HOSPITAL LABORATORY		7			7
PALM GARDEN OF SUN CITY			7	100%	7
MINUTECLINIC, LLC #1431		6	1	14%	7
CARENOW URGENT CARE-SOUTHLAKE			7	100%	7
Lenox on the Lake			7	100%	7
HEARTLAND PEDIATRICS OF LAKE PLACID			7	100%	7
DELAWARE DEPARTMENT OF HEATH		6	1	14%	7
FLORIDA DEPARTMENT OF HEALTH IN MIAMI DADE COUNTY		5	2	29%	7
FLORIDA PREMIER MEDICAL CARE PA			7	100%	7
MAXHEALTH		5	2	29%	7
USCG SECTOR ST PETE		3	4	57%	7
The Oaks of Clearwater		7			7
BALTIMORE CITY HEALTH DEPT COMMUNICABLE DISEASES AND EPIDEMIOLOGY			7	100%	7
PEDIATRICS OF CENTRAL FLORIDA		5	2	29%	7
PANCARE HEALTH - HOSFORD SCHOOL			7	100%	7
Ocoee Health Care Center		7			7
SOUTHEAST GEORGIA HEALTH SYSTEM, INC D		7			7
CVS GA5637POCT VILLA RICA		6	1	14%	7
MINUTECLINIC DIAGNOSTIC OF OHIO #6192		7			7
SAN DIEGO COUNTY PUBLIC HEALTH LAB			7	100%	7
OCALA REGIONAL KIDNEY CENTER EAST		2	5	71%	7
UPMC HEALTH SYSTEM		4	3	43%	7
CVS MINUTE CLINIC DIAGNOSTIC MED GRP OF CAL		6	1	14%	7
TREASURE COAST INFECTIOUS DISEASE CONSULTANTS		4	3	43%	7

COVID-19: testing by laboratory

Data through May 21, 2021 verified as of May 22, 2021 at 09:25 AM

Data in this report are provisional and subject to change.

The numbers in the table below represent the number of Florida and non-Florida residents for whom test results were received by the Department of Health. A person can be tested by more than one laboratory and can have both positive and negative results. **Therefore, the sum of the numbers in each column will be larger than the total number of people tested.**

Reporting lab	Inconclusive	Negative	Positive	Percent positive	Total
DIXIE COUNTY EMERGENCY SERVICES		1	6	86%	7
CVS IL8744POCT BROOKFIELD		7			7
MEDEXPRESS URGENT CARE-NESHANNOCK TWP		6	1	14%	7
RIVER OAKS TREATMENT CENTER			7	100%	7
CVS TX8322POCT AUSTIN		7			7
EXPICARE NURSING AGENCY, INC		5	2	29%	7
CVS PA5241POCT CHALFONT		7			7
ADVENTHEALTH MEDICALGROUP PEDIATRICS AT ORLANDO		7			7
LAKE CITY CORRECTIONAL FACILITY			7	100%	7
FLORIDA HOSPITAL APOPKA		6	1	14%	7
NYU WINTHROP HOSPITAL PATHOLOGY		7			7
MIAMI RESCUE MISSION CLINIC INC			7	100%	7
MANATEE PEDIATRICS			7	100%	7
CARENOW URGENT CARE-MADISON		7			7
MEDEXPRESS - COLLINSVILLE BELT LINE		5	2	29%	7
NORTH FLORIDA MEDICAL CENTERS INC		1	6	86%	7
NEMOURS CHILDREN'S HOSPITAL			7	100%	7
MINUTE CLINIC LLC #1831		7			7
CVS PA2687POCT EXTON		7			7
COVID TESTING LLC			7	100%	7
LIZS ADULT CARE		7			7
BETHESDA COMMUNITY HEALTH CENTER			7	100%	7
BELL-MINOR HOME		7			7
CVS SC4382POCT SPARTANBURG		7			7
DOTHAN WEST FAMILY MEDICINE		5	2	29%	7
THE PALMS REHABILITATION AND HEALTHCARE CENTER		5	2	29%	7
VICTORIAN MANOR		2	5	71%	7
HEALTH CARE LABORATORY SERVICES		1	6	86%	7
HOLY GARDEN ALF, INC.		7			7
CVS TN6414POCT SMYRNA		5	2	29%	7
DEPARTMENT OF HEALTH AND HUMAN SERVICES STATE OF NEW HAMPSHIRE			7	100%	7
BROOKDALE LAKE ORIENTA			7	100%	7
MANATEE MEMORIAL HOSPITAL CLINICAL LABORATORY			7	100%	7
NEMOURS CHILDRENS, LAKE NONA			7	100%	7
QUE		4	3	43%	7
SOUTHEAST GEORGIA HEALTH SERVICES, LLC		7			7
MINUTECLINIC, LLC (CLINIC 10928)		7			7
CVS OH10893POCT PARMA		4	3	43%	7
CVS IN7653POCT EVANSVILLE		6	1	14%	7
ENTRUST IMMEDIATE CARE			7	100%	7
CVS MINUTE CLINIC DIAGNOSTIC OF TEXAS		6	1	14%	7
MIAMI BEACH COMMUNITY HEALTH CENTER INC			7	100%	7
OCALA FAMILY MEDICAL CENTER		7			7
BOONE DRUG & HEALTHCARE AT DEERFIELD			7	100%	7
MEDEXPRESS URGENT CARE - BECKLEY		5	2	29%	7
EASTSIDE MEDICAL CENTER		6	1	14%	7
CVS NM8918POCT ALBUQUERQUE		7			7

COVID-19: testing by laboratory

Data through May 21, 2021 verified as of May 22, 2021 at 09:25 AM

Data in this report are provisional and subject to change.

The numbers in the table below represent the number of Florida and non-Florida residents for whom test results were received by the Department of Health. A person can be tested by more than one laboratory and can have both positive and negative results. **Therefore, the sum of the numbers in each column will be larger than the total number of people tested.**

Reporting lab	Inconclusive	Negative	Positive	Percent positive	Total
CVS PA1379POCT LANSDALE		6	1	14%	7
MINUTECLINIC DIAGNOSTIC OF KENTUCKY		7			7
MEDEXPRESS URGENT CARE, CHAMBERSBURG		6	1	14%	7
LAWTON CHILES HEALTH CENTER		1	6	86%	7
CVS NH1004POCT SALEM		6	1	14%	7
LAKE NONA PEDIATRICS IN ASSOCIATION WITH NEMOURS		5	2	29%	7
EASTERN FLORIDA STATE COLLEGE - PALM BAY CAMPUS□			7	100%	7
MD NOW MEDICAL CENTER			7	100%	7
DOCTOR'S IN-HOUSE LAB/COMMUNITY HEALTH CENTERS OF PINELLAS -PINELLAS P			7	100%	7
MOUNT SINAI BROOKLYN LABORATORY		6	1	14%	7
BRADENTON PHYSICIANS MEDICAL CENTER			7	100%	7
BLACK STALLION WALK IN AND EXERCISE CLINICS LLC		4	3	43%	7
IAN C BOYKIN MD		4	3	43%	7
GRACE REHABILITATION CENTER OF VERO BEACH		4	3	43%	7
Englewood Health Care Center		7			7
CVS SC5479POCT INDIAN LAND		6	1	14%	7
PENINSULA CARE AND REHABILITATION CENTER			7	100%	7
Thermopolis Rehabilitation Wellness		7			7
NELSON BIOLOGICAL			7	100%	7
PRINCETON BMC LABORATORY		6	1	14%	7
MINUTECLINIC DIAG OF IND, LLC #6472		7			7
YORK HOSPITAL: MICROBIOLOGY			7	100%	7
MINUTECLINIC DIAGNOSTIC OF NEVADA-9586		6	1	14%	7
NORTHSIDE HOSPITAL- CHEROKEE		5	2	29%	7
GRACE WELLNESS CENTER LLC		6	1	14%	7
MEDEXPRESS - NEW CASTLE, DUPONT HWY		6	1	14%	7
FRESENIUS KIDNEY CARE FORT WALTON BEACH			7	100%	7
ECLRS		2	5	71%	7
CAPITAL HEALTH PLAN LABORATORIES			7	100%	7
PERSONAL PHYSICIAN CARE PA			7	100%	7
CRESTWOOD MEDICAL CENTER		5	2	29%	7
PROGRESS PHARMACY INC		2	5	71%	7
CVS OH3080POCT HUBER HEIGHTS		6	1	14%	7
CVS MA2401POCT MARSHFIELD		6	1	14%	7
APC PEDIATRICS			7	100%	7
DALLAS COUNTY HEALTH AND HUMAN SERVICES			7	100%	7
Kennedy University Hospital		6	1	14%	7
DOCTORS CLINICAL LABORATORY, INC		5	2	29%	7
CAMELLIA AT DEERWOOD		2	5	71%	7
FLORIDA CANCER SPECIALISTS & RESEARCH INSTITUTE		6	1	14%	7
WATAUGA MEDICAL CENTER		4	3	43%	7
Louis Stokes Cleveland VA - Midtown Dialysis Center		7			7
MEDEXPRESS URGENT CARE - BLUEFIELD		6	1	14%	7
DIAGNOSTIC & MEDICAL SPECIALISTS OF GREENWICH		5	2	29%	7
PURECARE PHARMACY		6	1	14%	7
CVS NE5714POCT OMAHA		6	1	14%	7
MINUTECLINIC DIAGNOSTIC OF OHIO #2964		7			7

COVID-19: testing by laboratory

Data through May 21, 2021 verified as of May 22, 2021 at 09:25 AM

Data in this report are provisional and subject to change.

The numbers in the table below represent the number of Florida and non-Florida residents for whom test results were received by the Department of Health. A person can be tested by more than one laboratory and can have both positive and negative results. **Therefore, the sum of the numbers in each column will be larger than the total number of people tested.**

Reporting lab	Inconclusive	Negative	Positive	Percent positive	Total
Rutgers Health Rwj University Hospital - Laboratory		4	3	43%	7
TESTD			7	100%	7
PIEDMONT FAYETTE HOSPITAL		5	2	29%	7
Bon Secours Place		6	1	14%	7
MEDEXPRESS - NEWARK		7			7
NON-US			7	100%	7
CVS NJ837POCT MARLTON		7			7
MEDEXPRESS URGENT CARE - WEIRTON		7			7
ST. LUCIE COUNTY HEALTH DEPARTMENT		5	2	29%	7
MIDDLEBURG VA CBOC		5	2	29%	7
MEDEXPRESS URGENT CARE-DUBOIS		7			7
NOVANT HEALTH INPATIENT CARE		2	5	71%	7
PENN MEDICINE PRINCETON MEDICAL CENTER		6	1	14%	7
MEDEXPRESS URGENT CARE-MUNCIE		7			7
BETH ISRAEL DEACONESS MEDICAL CENTER			7	100%	7
CVS MA634POCT KINGSTON		5	2	29%	7
CVS MA2600POCT WEYMOUTH		6	1	14%	7
PARADISE VILLA ALF INCORPORATED		7			7
MINUTECLINIC DIAGNOSTIC OF WISCONSIN, LLC		6	1	14%	7
POWERS PEDIATRICS			7	100%	7
CARESOUTH HHA HOLDINGS OF TALLAHASSEE LLC		7			7
CVS OH3329POCT LAKEWOOD		6	1	14%	7
CENTRAL JERSEY URGENT CARE OF BROWN MI		7			7
JUPITER ISLAND PUBLIC SAFETY		5	2	29%	7
CVS MA447POCT NORTHAMPTON		5	2	29%	7
COMPLETE FAMILY CARE, LLC/UNIVERSITY OF SAINT MARY		7			7
LEE COUNTY HEALTH DEPARTMENT		4	3	43%	7
MINUTECLINIC LLC (2335)		6	1	14%	7
DOCTORS OFFICE OF NEW JERSEY		7			7
ARLINGTON OF NAPLES		6			6
PRESBYTERIAN HOME		6			6
FLORIDA MEDICAL SPECIALISTS		2	4	67%	6
COVID RAPID LABS		1	5	83%	6
WELLMED AT APOLLO BEACH BLVD		4	2	33%	6
FLORIDA DEPARTMENT OF HEALTH SEMINOLE COUNTY		1	5	83%	6
PANCARE HEALTH - ALTHA PUBLIC			6	100%	6
FLORIDA HEALTHCARE OF ORLANDO		1	5	83%	6
CVS IL4778POCT EVANSTON		6			6
CVS IN5696POCT FORT WAYNE		6			6
PUBLIC HEALTH LAB		6			6
CVS IL1170POCT JOLIET		6			6
SIGNATURE URGENT CARE			6	100%	6
TEXAS MEDCLINIC			6	100%	6
PR HEALTH		1	5	83%	6
NORTH OKALOOSA CLINIC CORP		3	3	50%	6
MOBILE HEALTH MEDICAL SERVICES PC		6			6
CVS MA929POCT FRANKLIN		6			6

COVID-19: testing by laboratory

Data through May 21, 2021 verified as of May 22, 2021 at 09:25 AM

Data in this report are provisional and subject to change.

The numbers in the table below represent the number of Florida and non-Florida residents for whom test results were received by the Department of Health. A person can be tested by more than one laboratory and can have both positive and negative results. **Therefore, the sum of the numbers in each column will be larger than the total number of people tested.**

Reporting lab	Inconclusive	Negative	Positive	Percent positive	Total
WILLIAM S MIDDLETON MEMORIAL VET HOSP		6			6
AMERICAN EAGLE LEESBURG AL LLC DBA VISTA LAKE			6	100%	6
TULLAHOMA HMA, LLC		5	1	17%	6
MINUTECLINIC DIAGNOSTIC OF OHIO #6139		6			6
CVS MA1094POCT GREENFIELD		6			6
MINUTECLINIC DIAGNOSTIC OF TEXAS, LLC #7435		4	2	33%	6
TIMBER CREEK PEDIATRICS		6			6
MAXCARE CLINIC			6	100%	6
SUNSHINE LABORATORY LLC		6			6
CVS TX7821POCT LEAGUE CITY		6			6
Park Ridge Nursing Center		3	3	50%	6
CITIZENS BAPTIST MEDICAL CENTERS LAB		5	1	17%	6
ABSOLUTE HEALTH		5	1	17%	6
MIZELL MEMORIAL HOSPITAL			6	100%	6
BROWARD COUNTY HEALTH DEPT.			6	100%	6
CVS MA654POCT ACTON		6			6
ADERHOLT MEDICAL, LLC		6			6
MEDNOW URGENT CARE		3	3	50%	6
Wilkes-Barre VAMC		6			6
CVS OH3393POCT AURORA		5	1	17%	6
REDMED OF CROSSTOWN		3	3	50%	6
WAKEMED		1	5	83%	6
PARADIGM LABORATORIES			6	100%	6
HILLSBOROUGH COUNTY HEALTH DEPARTMENT			6	100%	6
CVS MINUTE CLINIC DIAGNOSTIC MED GRP		6			6
GOPATH LABORATORIES			6	100%	6
JERSEY SHORE MEDICAL CENTER		6			6
ARC POINT LABS OF AUSTIN NORTH			6	100%	6
PIEDMONT NEWNAN HOSPITAL		5	1	17%	6
RHEA MEDICAL CENTER		6			6
FLORIDA MEDICAL CLINIC -INTERNAL MED DADE CITY			6	100%	6
CVS OH2486POCT NILES		4	2	33%	6
BAYSHORE POINTE NURSING AND REHAB CENTER			6	100%	6
CVS MA1095POCT AMHERST		5	1	17%	6
RUSH UNIVERSITY MEDICAL CENTER LABORATORY			6	100%	6
FIRST COAST CARDIOVASCULAR INSTITUTE PA			6	100%	6
CELAL GUROL ERBAY, MD			6	100%	6
ELEVATION HEALTH LABORATORY		6			6
MINUTECLINIC DIAG OF IND, LLC #8645		6			6
MEDEXPRESS URGENT CARE - WILKES BARRE		5	1	17%	6
CAREMOUNT MEDICAL PC		6			6
CVS MA920POCT CLINTON		6			6
ALLEGRO FLEMING ISLAND		1	5	83%	6
JOSEF SCHENKER, MD, PC		6			6
ADVENT HEALTH MEDICAL GROUP		5	1	17%	6
CULLMAN REGIONAL URGENT CARE		5	1	17%	6
CVS AZ5026POCT MESA		6			6

COVID-19: testing by laboratory

Data through May 21, 2021 verified as of May 22, 2021 at 09:25 AM

Data in this report are provisional and subject to change.

The numbers in the table below represent the number of Florida and non-Florida residents for whom test results were received by the Department of Health. A person can be tested by more than one laboratory and can have both positive and negative results. **Therefore, the sum of the numbers in each column will be larger than the total number of people tested.**

Reporting lab	Inconclusive	Negative	Positive	Percent positive	Total
MINUTECLINIC LLC #5041		2	4	67%	6
CLINICAL ASSOCIATES OF ORLANDO LLC		6			6
DOCS URGENT CARE		1	5	83%	6
DEPARTMENT OF HEALTH AND HUMAN SERVICES DIVISION OF BEHAVIORAL HEALTH		1	5	83%	6
Northwell Lab		2	4	67%	6
CDRX INFUSION			6	100%	6
PATIENT FIRST - ALLENTOWN			6	100%	6
ENIGMA DIAGNOSTIC, INC.			6	100%	6
CVS CA9751POCT AGOURA		6			6
RURAL HEALTH CARE INC			6	100%	6
ADVANCED URGENT CARE OF MARATHON		1	5	83%	6
CVS GA2279POCT SUWANEE		6			6
MENORAH MANOR			6	100%	6
MINUTECLINIC, LLC #07852		5	1	17%	6
MEDEXPRESS URGENT CARE PLEASANT HILLS		5	1	17%	6
CVS TX2263POCT SAN ANTONIO		6			6
WALGREENS #11378		6			6
UW MEDICINE VIROLOGY LAB			6	100%	6
MINUTECLINIC DIAG OF IND LLC #6840		6			6
THE LITTLE CLINIC			6	100%	6
ELITE MEDICAL CENTER		1	5	83%	6
ATLANTIC COMMUNITY HIGH SCHOOL		5	1	17%	6
FAMILY CARE MEDICAL CENTER			6	100%	6
FHPG FAMILY MEDICAL CENTER OF TAMPA BAY		1	5	83%	6
FIFTH AVENUE PEDIATRICS		3	3	50%	6
MEDEXPRESS URGENT CARE - WAXAHACHIE, N HIGHWAY 77		4	2	33%	6
THE WINDSOR OF OCALA		2	4	67%	6
XPRESS URGENT CARE LLC		6			6
RAPID MEDLAB (004MO)		5	1	17%	6
DISCOVERY VILLAGE AT DEERWOOD			6	100%	6
St. Josephs Hospital		4	2	33%	6
MINUTECLINIC, DIAGNOSTIC OF TEXAS, LLC		6			6
RANDOLPH COUNTY HEALTH & REHABILITATIO		6			6
TAMIAMI LAB MILLENIUM			6	100%	6
BRIGHT HEALTH CLINIC CORP			6	100%	6
CVS NV2928POCT LAS VEGAS		6			6
COMPUNET CLINICAL LAB			6	100%	6
RADEAS			6	100%	6
ADVENT HEALTH - TUSKAWILLA		4	2	33%	6
RIVERVIEW ALF OPERATOR LLC		1	5	83%	6
MEDEXPRESS URGENT CARE SHADYSIDE		5	1	17%	6
MINUTECLINIC DIAGNOSTIC OF PA LLC		6			6
BOCA VIPEDIATRICS			6	100%	6
SARASOTA IMMEDIATE CARE			6	100%	6
SOUTHERN OCEAN MEDICAL CENTER		6			6
AMERICAN HEALTH ASSOC. LABORATORY SOUTH		4	2	33%	6
ST LUKES HOSPITAL LABORATORY		2	4	67%	6

COVID-19: testing by laboratory

Data through May 21, 2021 verified as of May 22, 2021 at 09:25 AM

Data in this report are provisional and subject to change.

The numbers in the table below represent the number of Florida and non-Florida residents for whom test results were received by the Department of Health. A person can be tested by more than one laboratory and can have both positive and negative results. **Therefore, the sum of the numbers in each column will be larger than the total number of people tested.**

Reporting lab	Inconclusive	Negative	Positive	Percent positive	Total
LRHS Southeastern University		4	2	33%	6
FAMILY TREE PRIMARY CARE		5	1	17%	6
EXCEL URGENT CARE OF NJ, LLC		4	2	33%	6
CVS AZ33POCT TEMPE		6			6
CVS AZ9290POCT PHOENIX		5	1	17%	6
CVS SC5550POCT CLOVER		5	1	17%	6
FLORIDA WOMAN CARE LABORATORY			6	100%	6
LUMADOC HEALTH		4	2	33%	6
Samuel S. Stratton VAMC		6			6
MEDEXPRESS URGENT CARE - KOKOMO		6			6
OVIDO CHILDRENS HEALTH CENTER LLC		1	5	83%	6
UNILAB		2	4	67%	6
MINUTECLINIC DIAGNOSTIC OF NH, LLC (CL		5	1	17%	6
STARMED FAMILY & URGENT CARE			6	100%	6
GENEVA GENERAL HOSPITAL LABORATORY		4	2	33%	6
MEDEXPRESS URGENT CARE-PITTSFIELD		6			6
WG WINDSOR WOODS SH LLC		6			6
CURATIVE CARE CENTER INC		1	5	83%	6
CVS IL5797POCT CAROL STREAM		6			6
AMERICAN MEDICAL RESPONSE - DENVER		3	3	50%	6
MERCY COLLEGE HEALTH OFFICE		6			6
MEDEXPRESS URGENT CARE PENNSVILLE		4	2	33%	6
QUATRACOR PLLC		6			6
UNILAB OF DADE INC			6	100%	6
MEDEXPRESS URGENT CARE - NORTH LITTLE		5	1	17%	6
BNR PHARMACY INC		6			6
ST VINCENTS AMBULATORY CARE INC		3	3	50%	6
ASCENSION ST VINCENT'S CLAY COUNTY			6	100%	6
APALACHEE CENTER INC		4	2	33%	6
GENESIS FAMILY PRACTICE		3	3	50%	6
NIBHA MEDIRATTA MD PL			6	100%	6
Advanced Care Center			6	100%	6
OCHSNER MEDICAL CENTER			6	100%	6
ManorCare Rehabilitation Center- Decatur		6			6
PALMETTO HEALTH ALLIANCE		3	3	50%	6
MINUTECLINIC MINUTECLINIC #3665		6			6
QUENTIN N BURDICK MEMORIAL HEALTH CARE		6			6
OURMED		5	1	17%	6
HOLLY HILL HOME INFUSION SERVICE		5	1	17%	6
QUICK CARE MED WALK IN AND URGENT CARE			6	100%	6
BAYCARE ALLIANT HOSPITAL			6	100%	6
BROOKDALE CLERMONT			6	100%	6
CAREWELL 301 - WARWICK			6	100%	6
ALVARO J DANGOND MD PA		4	2	33%	6
MERCY URGENT CARE			6	100%	6
ST BARNABAS HOSPITAL		6			6
MANORCARE HEALTH SERVICES			6	100%	6

COVID-19: testing by laboratory

Data through May 21, 2021 verified as of May 22, 2021 at 09:25 AM

Data in this report are provisional and subject to change.

The numbers in the table below represent the number of Florida and non-Florida residents for whom test results were received by the Department of Health. A person can be tested by more than one laboratory and can have both positive and negative results. **Therefore, the sum of the numbers in each column will be larger than the total number of people tested.**

Reporting lab	Inconclusive	Negative	Positive	Percent positive	Total
UNIVERISTY OF MIAMI			6	100%	6
Kroger 673 - The Little Clinic Dallas		5	1	17%	6
ADVENTHEALTH GORDON		5	1	17%	6
MARIANNA CBOC		6			6
CVS NJ2508POCT MANALAPAN		6			6
ELIAS KANAAN MD PA		6			6
MORRIS HALL/ST JOSEPH NURSING CENTER		6			6
HELIX KH UC		1	5	83%	6
ANTHONY-BROWN PHARMACY		6			6
PELICAN LANDING		1	5	83%	6
PLEASANTVILLE OF SEBASTIAN LLC			6	100%	6
DAVISON HEALTH CENTER WESLEYAN UNIVERS		6			6
FIVE TOWNS PREMIER REHABILITATION AND, THE		6			6
CVS NE8615POCT LINCOLN		5	1	17%	6
Madison Health & Rehabilitation		6			6
CVS IN6572POCT INDIANAPOLIS		6			6
PREMIER FAMILY HEALTH PA			6	100%	6
LAKEVIEW TERRACE HOME HEALTH SERVICES LLC			6	100%	6
UT MEMPHIS UNIVERSITY HEALTH SERVICES			6	100%	6
NORTH FLORIDA PEDIATRICS JASPER			6	100%	6
CVS MO10053POCT SAINT PETERS		6			6
MEDEXPRESS URGENT CARE - VINELAND S MA		6			6
ALL4KIDZ PEDIATRICS LLC		3	3	50%	6
CVS MD1515POCT LEONARDTOWN		4	2	33%	6
GIEBEIG FAMILY MEDICINE PA			6	100%	6
LOS ALAMOS NATIONAL LABORATORY		6			6
BRANDON REGIONAL EMERGENCY CTR			6	100%	6
MEDEXPRESS URGENT CARE - ROCKAWAY		6			6
MEDICAL CENTER AT OCEAN REEF		1	5	83%	6
CLINICAL CARE ASSOCIATES			6	100%	6
PALM HARBOR DERMATOLOGY		4	2	33%	6
UT SOUTHWESTERN MEDICAL CENTER			6	100%	6
CHILDREN'S HOSPITAL OF PHILADELPHIA		5	1	17%	6
CVS CA9823POCT SACRAMENTO		6			6
LPG COCONUT POINT - FAMILY/ INTERNAL MEDICINE		6			6
MINUTECLINIC DIAGNOSTIC OF TN PC #442		4	2	33%	6
UF HEALTH PATHOLOGY LABORATORIES			6	100%	6
CVS OK6225POCT EDMOND		6			6
HUNTERS CREEK PEDIATRICS		6			6
MEDEXPRESS URGENT CARE - FREDERICK		6			6
CONCENTRA - ORLANDO SOUTH II		5	1	17%	6
SOUTHEASTERN DERMATOLOGY GROUP PA		5	1	17%	6
WEST COCOA PHARMACY		3	3	50%	6
MEDEXPRESS URGENT CARE - LEDGEWOOD		5	1	17%	6
MINUTECLINIC, LLC #07876		5	1	17%	6
CENTRAL FLORIDA PRIMARY CARE			6	100%	6
RIVER CITY PRIMARY AND URGENT CARE			6	100%	6

COVID-19: testing by laboratory

Data through May 21, 2021 verified as of May 22, 2021 at 09:25 AM

Data in this report are provisional and subject to change.

The numbers in the table below represent the number of Florida and non-Florida residents for whom test results were received by the Department of Health. A person can be tested by more than one laboratory and can have both positive and negative results. **Therefore, the sum of the numbers in each column will be larger than the total number of people tested.**

Reporting lab	Inconclusive	Negative	Positive	Percent positive	Total
TALLAHASSEE MEMORIAL HEALTHCARE			6	100%	6
PRINCIPLE HOSPICE SERVICE, LLC		1	5	83%	6
GUTHRIE MEDICAL GROUP LABORATORIES		6			6
CVS PA2688POCT COLLEGEVILLE		6			6
Army Residence Community		5	1	17%	6
CVS MI8049POCT WATERFORD		5	1	17%	6
MCKENZIE-WILLAMETTE MEDICAL CENTER LAB		6			6
Oakwood - North Baldwins Center for Living		6			6
WALGREENS SARASOTA		5	1	17%	6
VA OUTPATIENT PHARMACY			6	100%	6
PHYSICIANS URGENT CARE BERRY FARMS		4	2	33%	6
ORLANDO HEALTH PHYSICIAN GROUP			6	100%	6
WELLSTAR DOUGLAS HOSPITAL LABORATORY		6			6
MEDEXPRESS URGENT CARE - ELM GROVE		5	1	17%	6
MINIUTECLINIC DIAG OF IND, LLC #6553		6			6
PATHGROUP LABS, LLC		4	2	33%	6
CARNEGIE HILL PEDIATRICS LLP		5	1	17%	6
CARL R DARNALL ARMY MEDICAL CENTER			6	100%	6
MEDEXPRESS URGENT CARE - CHERRY HILL		6			6
CONCENTRA			6	100%	6
ELITE MD GROUP INC		2	4	67%	6
NORTHPORT MEDICAL CENTER LAB		6			6
HEARTLAND HOME HEALTH CARE		6			6
PUTNAM HOSPITAL CENTER LABORATORY		6			6
CVS TX10140POCT THE WOODLANDS		5	1	17%	6
MEDEXPRESS URGENT CARE - MBURG COMMONS		5	1	17%	6
URGENT CARE HOUSECALLS PA		5	1	17%	6
MEDEXPRESS URGENT CARE - SUMMERSVILLE, WEBSTER RD		6			6
CVS NATIONAL HARBOR MD2297714CV		6			6
BROWARD TRANSITIONAL CENTER			6	100%	6
VALSPAR CHAMPIONSHIP		6			6
Arbors at Marietta		6			6
CVS NH6596POCT HAMPTON		6			6
SAINT PETER'S UNIVERSITY HOSPITAL		6			6
MED EXPRESS URGENT CARE PC - MARYLAND		5	1	17%	6
PENN NURSING CENTER		6			6
CVS NC2771POCT CLAYTON		5	1	17%	6
CVS MO5655POCT LIBERTY		3	3	50%	6
GENTLE MEDICINE ASSOCIATES / DR. REGINE BATAILLE		6			6
MARSHALL MEDICAL CENTER SOUTH LAB		5	1	17%	6
SANTOS REHABILITATION CENTER INC			6	100%	6
AARK LABORATORY		6			6
FLEET LANDING			6	100%	6
DELAWARE PUBLIC HEALTH LABORATORY		2	4	67%	6
IVY ROSEN MD PLLC		6			6
QUALITY MEDICAL CARE			6	100%	6
CURATIVE TEXAS			6	100%	6

COVID-19: testing by laboratory

Data through May 21, 2021 verified as of May 22, 2021 at 09:25 AM

Data in this report are provisional and subject to change.

The numbers in the table below represent the number of Florida and non-Florida residents for whom test results were received by the Department of Health. A person can be tested by more than one laboratory and can have both positive and negative results. **Therefore, the sum of the numbers in each column will be larger than the total number of people tested.**

Reporting lab	Inconclusive	Negative	Positive	Percent positive	Total
JUPITER ISLAND MEDICAL CLINIC INC		5			5
CLINICAL LABORATORIES OF THE BUFFALO		4	1	20%	5
CVS AZ10150POCT PHOENIX		4	1	20%	5
MINUTECLINIC DIAGNOSTIC MED GRP OF ORA		4	1	20%	5
CLINICAL PATHOLOGY LABORATORIES			5	100%	5
TMH PHYSICIAN PARTNERS SOUTHWOOD		1	4	80%	5
WALGREENS# 00323		5			5
COMMONS AT ORLANDO LUTHERAN TOWERS SNF			5	100%	5
INTERNAL MEDICINE & PRIMARY CARE ASSOCIATES, PLC			5	100%	5
AHC Decatur County		5			5
MD NOW MEDICAL CENTER INC			5	100%	5
FASTCARE LLC			5	100%	5
MEMORIAL HEALTHCARE SYSTEM		1	4	80%	5
CYPRESS CREEK MEDICAL CENTER			5	100%	5
CVS IL8753POCT CHICAGO		5			5
MEDEXPRESS URGENT CARE - WEST ST PAUL, ROBERT ST S		4	1	20%	5
911 URGENT CARE & SURGERY CENTER		5			5
SOUTHEAST GEORGIA PHYSICIAN ASSOCIATES		4	1	20%	5
LEVY COUNTY DEPT. OF PUBLIC SAFETY		2	3	60%	5
Hunterdon Medical Center Laboratory		5			5
MEDEXPRESS URGENT CARE - BRIDGEVILLE		5			5
ST LUCIE COUNTY HEALTH DEPARTMENT		4	1	20%	5
Kroger 099 - The Little Clinic Fort Collins		5			5
MINUTE CLINIC DIAGNOSTIC OF KANSAS PA		5			5
SOLLIS HEALTH			5	100%	5
THE UNIVERSITY OF VERMONT MEDICAL CENTER		4	1	20%	5
AUGUSTA HEALTH			5	100%	5
CARENOW URGENT CARE - WINTER SPRINGS		4	1	20%	5
UNC HOSPITAL/MCLENDON CLINICAL LABORATORIES			5	100%	5
CVS IL7017POCT BLOOMINGTON		5			5
ADVENTHEALTH MEDICAL GROUP COMMUNITY MEDICINE		4	1	20%	5
RAS MEDICAL SOLUTIONS, LLC		4	1	20%	5
EAST CENTRAL FLORIDA OUT PATIENT IMAGING			5	100%	5
MEDICAL UNIVERSITY SC HOSPITAL			5	100%	5
THE RETREAT AT PORT ORANGE			5	100%	5
URGENT MED INC		3	2	40%	5
ARKANSAS DEPARTMENT OF HEALTH			5	100%	5
ADVANCED HEART CARE OF SOUTH FLORIDA		5			5
FINLAY		1	4	80%	5
SOUTH FLORIDA RESEARCH ORGANIZATION			5	100%	5
COLUMBIA MEMORIAL HOSPITAL LABORATORY		5			5
FRESENIUS MEDICAL CARE			5	100%	5
DEPARTMENT OF PATHOLOGY ROME MEMORIAL		3	2	40%	5
CVS NC7548POCT FUQUAY VARINA		4	1	20%	5
MINUTECLINIC, LLC #7139		5			5
THE CLINIC OF PEDIATRICS & GI MEDICINE, INC			5	100%	5
INNOVATIVE COVID-DIVERSEY			5	100%	5

COVID-19: testing by laboratory

Data through May 21, 2021 verified as of May 22, 2021 at 09:25 AM

Data in this report are provisional and subject to change.

The numbers in the table below represent the number of Florida and non-Florida residents for whom test results were received by the Department of Health. A person can be tested by more than one laboratory and can have both positive and negative results. **Therefore, the sum of the numbers in each column will be larger than the total number of people tested.**

Reporting lab	Inconclusive	Negative	Positive	Percent positive	Total
ENCOMPASS HEALTH REHABILITATION HOSPITAL OF NORTH		5			5
Wynfield Park Health and Rehabilitation		5			5
HAWTHORNE HEALTH AND REHABILITATION			5	100%	5
OCCMED SOLUTIONS		2	3	60%	5
MEDEXPRESS URGENT CARE HUNTINGTON		5			5
HAMILTON MEDICAL CENTER LABORATORY		3	2	40%	5
CVS MN663POCT APPLE VALLEY		4	1	20%	5
GOOD SAMARITAN HOSPITAL		3	2	40%	5
Hillspring of Springboro		5			5
PREMIER PEDIATRICS		1	4	80%	5
LABCORP UNSPECIFIED		5			5
MINUTECLINIC, LLC #5707		5			5
CAREHERE LCS- EUSTIS			5	100%	5
PREMIER MEDICAL LABORATORY	1	2	2	40%	5
MINUTECLINIC DIAGNOSTIC OF MICHIGAN, P		5			5
MEDEXPRESS URGENT CARE CHICOPEE		4	1	20%	5
WYOMING PUBLIC HEALTH LAB			5	100%	5
CVS PA1193POCT JENKINTOWN		5			5
TAVARES VA COMMUNITY OUTPATIENT CLINIC		4	1	20%	5
URGENT CARE OF ERWIN		5			5
RIO PINAR HEALTH CARE			5	100%	5
STVHCS - Dental Outpatient Clinic		5			5
COPELAND MEDICAL CLINIC		3	2	40%	5
CVS MA915POCT BEVERLY		3	2	40%	5
CAREMOUNT MEDICAL PC - BEDFORD URGENT		5			5
EASTCHESTER PEDIATRIC MEDICAL GROUP		5			5
MEDEXPRESS URGENT CARE- COLUMBIA HEIGH		5			5
OMNICARE PHARMACY OFTEXAS 1, LP DBA OMNICARE		5			5
FORSYTH HOUSE			5	100%	5
MEDEXPRESS URGENT CARE MARTINSBURG		3	2	40%	5
UNIVERSITY OF WASHINGTON MEDICAL CENTER (UWMC) EMERGENCY DEPT.			5	100%	5
MINUTECLINIC DIAGNOSTIC PA #3344		5			5
GULF COAST VETERANS HCS PANAMA CITY OPC		5			5
BIOTECH CLINICAL LABORATORY			5	100%	5
L3HARRIS FAMILY MEDICAL CENTER		1	4	80%	5
VIDANT MEDICAL CENTER			5	100%	5
FLAGLER HEALTH SERVICES INC			5	100%	5
SIENA COLLEGE SPORTS MEDICINE CENTER		5			5
INDIAN RIVER PRIMARY CARE PA		5			5
KEYSTONE REHABILITATION AND HEALTH CENTER		1	4	80%	5
XRL SXF REF LAB		5			5
JOE DIMAGGIO CHILDREN'S HOSPITAL		1	4	80%	5
MINUTECLINIC DIAGNOSTIC OF OHIO #5060		4	1	20%	5
MEDEXPRESS URGENT CARE LAVALE		5			5
MONTEFIORE MEDICAL CENTER LABS MONTEFIORE		4	1	20%	5
DIAGNOSTECHS		4	1	20%	5
ATLANTA PLUS URGENT CARE			5	100%	5

COVID-19: testing by laboratory

Data through May 21, 2021 verified as of May 22, 2021 at 09:25 AM

Data in this report are provisional and subject to change.

The numbers in the table below represent the number of Florida and non-Florida residents for whom test results were received by the Department of Health. A person can be tested by more than one laboratory and can have both positive and negative results. **Therefore, the sum of the numbers in each column will be larger than the total number of people tested.**

Reporting lab	Inconclusive	Negative	Positive	Percent positive	Total
COVENANT COLLEGE HEALTH SERVICES		5			5
Life Care Center of Estero			5	100%	5
FLORIDA PRIMARY & SPECIALTY CARE		5			5
MEDEXPRESS URGENT CARE - RUNNEMEDE		3	2	40%	5
MINUTECLINIC DIAGNOSTIC OF PENNSYLVANIA, LLD #1545		5			5
MID FLORIDA HEALTH INC			5	100%	5
MD ANDERSON CANCER CENTER DI BAY AREA			5	100%	5
CVS PA258POCT MCKEES ROCKS		5			5
BROOKDALE NEW PORT RICHEY			5	100%	5
Brookcrest Nursing Home		5			5
MASSASHUSETTS STATE LAB INSTITUTE		2	3	60%	5
MINUTECLINIC DIAG OF IND, LLC #6483		3	2	40%	5
NORTH DADE NURSING AND REHABILITATION CENTER			5	100%	5
LAKE MARY HEALTH AND REHABILITATION CENTER		1	4	80%	5
VA SALT LAKE CITY HCS		5			5
BAPTIST HEALTH - TOWN CENTER			5	100%	5
EGL GENETICS DIAGNOSTICS			5	100%	5
MONROE COUNTY DEPT OF PUBLIC HEALTH ST		5			5
REELFOOT FAMILY WALK IN CLINIC		4	1	20%	5
UNIVERSITY OF CHICAGO MEDICAL CENTER LAB			5	100%	5
RUSSELL SAGE COLLEGE WELLNESS CENTER		5			5
ST JOSEPHS BEHAVIORAL HEALTH CENTER			5	100%	5
FELICIDAD MEDICAL CENTER INC			5	100%	5
MOUNT SINAI AVENTURA DIAGNOSTIC CENTER			5	100%	5
MIDDLETON PEDIATRICS			5	100%	5
WILSON PEDIATRICS			5	100%	5
EAST BANK HOSPITAL - UNIVERSITY OF MINNESOTA MEDICAL CENTER			5	100%	5
PEDIATRICS OF ALTAMONTE		5			5
HELIX DIAGNOSTIX		2	3	60%	5
ELITE CARE			5	100%	5
WHITE WILSON MEDICAL CENTER - FWB		1	4	80%	5
REGIONAL MEDICAL CENTER BAYONET POINT			5	100%	5
VA PRIMARY CARE ANNEX			5	100%	5
VA Ann Arbor HCS		4	1	20%	5
MINUTECLINIC DIAG OF IND, LLC #5369		4	1	20%	5
ALLIANCE FOR MULTISPECIALTY RESEARCH		5			5
WATERTOWN URGENT CARE PLLC		5			5
LIFEGUARD AMBULANCE SERVICE LLC - BAY COUNTY			5	100%	5
FASTMED URGENT CARE			5	100%	5
AMAVIDA		5			5
MEDEXPRESS URGENT CARE - BECKLEY CROSS		4	1	20%	5
CVS MINUTE CLINIC		1	4	80%	5
JACKSON SOUTH COMMUNITY HOSPITAL LAB			5	100%	5
NORTHERN MICHIGAN UNIVERSITY ATHLETICS		5			5
SOUTH BEND MEDICAL FOUNDATION			5	100%	5
FRANCES WARDE MEDICAL LABORATORY		2	3	60%	5
UCF STUDENT HEALTH SERVICES LABORATORY		2	3	60%	5

COVID-19: testing by laboratory

Data through May 21, 2021 verified as of May 22, 2021 at 09:25 AM

Data in this report are provisional and subject to change.

The numbers in the table below represent the number of Florida and non-Florida residents for whom test results were received by the Department of Health. A person can be tested by more than one laboratory and can have both positive and negative results. **Therefore, the sum of the numbers in each column will be larger than the total number of people tested.**

Reporting lab	Inconclusive	Negative	Positive	Percent positive	Total
IVY CREEK URGENT CARE OF ENTERPRISE			5	100%	5
FARRIOR FACIAL PLASTIC SURGERY		5			5
PEDIATRIC URGENT HEALTH CARE			5	100%	5
PEDIATRICS OF CENTRAL FLORIDA – POINCIANA		3	2	40%	5
MEDEXPRESS URGENT CARE - MOUNTAIN HOME		4	1	20%	5
NEW YORK STATE DEPARTMENT OF HEALTH			5	100%	5
SKYLINE UROLOGY		5			5
FOUNDCARE, INC			5	100%	5
VA West Los Angeles Medical Center		5			5
CHAMPLAIN VALLEY PHYSICIANS HOSPITAL		3	2	40%	5
IMMERSION RESIDENTIAL LLC			5	100%	5
CLEVELAND CLINIC MARTIN HEALTH NURSING & RESTORATIVE		5			5
MEDEXPRESS URGENT CARE-BLOOMFIELD AVEN		4	1	20%	5
FLORIDA PRIMARY CARE AND SPORTS MEDICINE INC		2	3	60%	5
MEDEXPRESS URGENT CARE- ALLISON PARK		3	2	40%	5
CULLMAN REGIONAL MEDICAL CENTER		3	2	40%	5
BLUETAIL MEDICAL GROUP, LLC		4	1	20%	5
THE DOCTORS CENTER HEALTHCARE-SOUTHSIDE		1	4	80%	5
AEL KNOXVILLE			5	100%	5
CVS AZ7841POCT TUCSON		5			5
CVS NV408817POCT LAS VEGAS		1	4	80%	5
HEALTHCARE NETWORK OF SOUTHWEST FLORIDA			5	100%	5
AFFINITY URGENT CARE			5	100%	5
ATLANTIC SURGERY CENTER OF JACKSONVILLE BEACH		5			5
HUNT CLUB MEDICAL CARE			5	100%	5
WEST PACIFIC MEDICAL LABORATORY			5	100%	5
DICKSON MEDICAL ASSOCIATES PC PATH LAB		4	1	20%	5
COOPER HOSPITAL/UNIVERSITY MEDICAL		5			5
APOLLO GARDENS RETIREMENT RESIDENCE CARE		5			5
CARENOW URGENT CARE - CENTRAL AUSTIN		1	4	80%	5
BOROPARK URGENT CARE		4	1	20%	5
Arbors at Stow		5			5
CVS OH6149POCT UPPER ARLINGTON		2	3	60%	5
KINGSTON RESIDENCE OF MARION		5			5
FLORIDA CLINICAL LABORATORY - BIOREFERENCE LABORATORIES		2	3	60%	5
MEDEXPRESS URGENT CARE FOX CHAPEL		5			5
PHYSICIANS QUALITY CARE			5	100%	5
CLINICAL CARE INC			5	100%	5
WINCHESTER MEDICAL CENTER			5	100%	5
QUINTON MEMORIAL HEALTH CARE CENTER		5			5
HELIX URGENT CARE			5	100%	5
WOMACK ARMY MEDICAL CENTER			5	100%	5
KETTERING HEALTH			5	100%	5
MINUTECLINIC DIAGNOSTIC MED GRP OF SAN		4	1	20%	5
PHYSICIANS IMMEDIATE CARE CHICAGO			5	100%	5
WASHINGTON COLLEGE HEALTH SERVICES		5			5
MARION COUNTY FIRE RESCUE		3	2	40%	5

COVID-19: testing by laboratory

Data through May 21, 2021 verified as of May 22, 2021 at 09:25 AM

Data in this report are provisional and subject to change.

The numbers in the table below represent the number of Florida and non-Florida residents for whom test results were received by the Department of Health. A person can be tested by more than one laboratory and can have both positive and negative results. **Therefore, the sum of the numbers in each column will be larger than the total number of people tested.**

Reporting lab	Inconclusive	Negative	Positive	Percent positive	Total
PHOEBE SUMTER MEDICAL CENTER LABORATORY		4	1	20%	5
MC DIAGNOSTIC OF CONNECTICUT, PC #252		4	1	20%	5
STEBEN COUNTY PUBLIC HEALTH		5			5
CVS CA9858POCT SANTA CLARITA		4	1	20%	5
MEDEXPRESS URGENT CARE - ANDERSON		5			5
LAKEVIEW HEALTHCARE SYSTEM LLC			5	100%	5
CVS IN6757POCT COLUMBUS		5			5
PIEDMONT HOSPITAL LAB			5	100%	5
OLEAN GENERAL HOSPITAL		5			5
BAPTIST HOSPITAL EMPLOYEE HEALTH OFF			5	100%	5
NATURE COAST PRIMARY CARE LAB LLC		1	4	80%	5
CVS SC1540POCT MYRTLE BEACH		4	1	20%	5
MIAMI MEDICAL CONSULTANT PA			5	100%	5
MORGAN STANLEY HEALTH CENTER		5			5
SCIENCE CARE			5	100%	5
PINECREST PEDIATRICS GROUP LLC			5	100%	5
MEDHELP PELHAM		5			5
CAPE REGIONAL URGENT CARE		5			5
CVS MO4850POCT SPRINGFIELD		5			5
Crowne Health Care of Montgomery		5			5
MEDEXPRESS URGENT CARE - WALDORF, CRAIN HWY		5			5
Oceanside Health & Rehabilitation Center		5			5
LABS PLUS LLC		5			5
WELL HEALTH WORKS, LLC - THE GARDEN THEATER		5			5
BUEN PASTOR MEDICAL CENTER, INC			5	100%	5
REHABILITATION CENTER AT JUPITER GARDENS		5			5
EDITH NOURSE ROGERS MEMORIAL VAMC		5			5
Birchaven		5			5
MEDEXPRESS URGENT CARE-VINLAND SOUTH		4	1	20%	5
Georgiana Health and Rehabilitation, LLC		5			5
COMMUNITY HEALTH CENTERS INC			5	100%	5
MID - FLORIDA PATHOLOGY LLC		1	4	80%	5
CVS MA217POCT TEWKSBURY		4	1	20%	5
CVS TX5877POCT PEARLAND		5			5
AKRON GENERAL MEDICAL CENTER MAIN		5			5
ENT AND ALLERGY ASSOCIATES OF FLORIDA, LLC			5	100%	5
UNIVERISTY OF MEMPHIS ATHLETIC TRAINI		5			5
MASSENA HOSPITAL LABORATORY		5			5
SPRINGHILL SENIOR RESIDENCE		5			5
CVS SC2269POCT COLUMBIA		4	1	20%	5
PRECISION DIAGNOSTICS INC - NJ		5			5
WOODHULL MEDICAL AND MENTAL HEALTH CTR		5			5
WASHINGTON STATE DEPARTMENT OF HEALTH PUBLIC HEALTH LABORATORIES			5	100%	5
LPG PEDIATRICS AT CAPE CORAL		5			5
LAFAYETTE NURSING AND REHAB			5	100%	5
SMOKY MOUNTAIN URGENT CARE AND FAMILY MEDICINE CENTER			5	100%	5
CFP PHYSICIANS GROUP			5	100%	5

COVID-19: testing by laboratory

Data through May 21, 2021 verified as of May 22, 2021 at 09:25 AM

Data in this report are provisional and subject to change.

The numbers in the table below represent the number of Florida and non-Florida residents for whom test results were received by the Department of Health. A person can be tested by more than one laboratory and can have both positive and negative results. **Therefore, the sum of the numbers in each column will be larger than the total number of people tested.**

Reporting lab	Inconclusive	Negative	Positive	Percent positive	Total
FALLSBURG CHAI		5			5
URGENT CARE COASTAL GA			5	100%	5
GENTLE HANDS MOBILE PHLEBOTOMY			5	100%	5
BOND & STEELE CLINIC PA D/B/A BOND CLINIC PA		5			5
THE DOCTOR'S OFFICE OF WEST CALDWELL		5			5
MEDICAL CENTER OF BLOUNTSTOWN			5	100%	5
MIAMI CANCER INSTITUTE			5	100%	5
PORT ORANGE NURSING & REHAB			5	100%	5
MEDEXPRESS URGENT CARE - DANVILLE		5			5
MEDICAL CENTER ENTERPRISE		1	4	80%	5
MINUTE CLINIC DIAGNOSTIC OF VIRGINIA, LLC #6292		4	1	20%	5
MINNESOTA DEPARTMENT OF HEALTH PUBLIC HEALTH LABORATORY DIVISION	1		4	80%	5
FLORIDA DEPARTMENT OF HEALTH - INVERNESS		3	2	40%	5
FAMILY TREE DNA			5	100%	5
URGENT TEAM MANAGEMENT OF TENNESSEE, L		4	1	20%	5
INFECTION CONTROL/ EMPHEALTH		3	2	40%	5
NOVANT HEALTH UVA		2	3	60%	5
IMA MEDICAL CENTER OF WEST TAMPA		2	3	60%	5
PRL NYC PANDEMIC RESPONSE LAB			5	100%	5
CARE CENTER OF LAKE PLACID		1	4	80%	5
JOSEPH SCHENKER MD PC		5			5
VIBRA HEALTH LABORATORY			5	100%	5
CITRUS HEALTH NETWORK INC		2	3	60%	5
SOUTH FLORIDA URGENT CARE CENTERS, LLC			5	100%	5
AHF PUBLIC HEALTH LABORATORY			5	100%	5
Home Health Care Clinic		4	1	20%	5
ADVENTHEALTH MEDICAL GROUP PEDIATRICS		2	3	60%	5
SOUTH FLORIDA FAMILY HEALTH & RESEARCH CTR			5	100%	5
FRESENIUS KIDNEY CARE SOUTH ORLANDO			5	100%	5
WELLMED AT SOUTH STUART		4	1	20%	5
GET WELL EXPRESS URGENT CARE & WALK-IN CLINIC			5	100%	5
SJH			5	100%	5
WESTMINSTER SHORES			5	100%	5
TANNER MEDICAL CENTER LABORATORY		4	1	20%	5
FLORIDA HEALTH CARE PLANS STIRLING CENTER			5	100%	5
SPRINGHILL MEMORIAL HOSPITAL		5			5
GRADY MEMORIAL HOSPITAL/MICRO			5	100%	5
LOYOLA UNIVERSITY MEDICAL CENTER LABORATORY			5	100%	5
CVS PA1657POCT YORK		4	1	20%	5
NYC PUBLIC HEALTH LABS			5	100%	5
MONTCLAIR STATE UNIV/HLTH & WELLNESS		5			5
BROOME COUNTY HEALTH DEPARTMENT		4	1	20%	5
Katherine Luther Residential Healthcare		5			5
VEIL VALLEY MEDICAL CENTER			5	100%	5
ACCESS 365 URGENT CARE LLC		3	2	40%	5
Walker BaptistMedCtr		4	1	20%	5
PINES HEALTH MART PHARMACY		5			5

COVID-19: testing by laboratory

Data through May 21, 2021 verified as of May 22, 2021 at 09:25 AM

Data in this report are provisional and subject to change.

The numbers in the table below represent the number of Florida and non-Florida residents for whom test results were received by the Department of Health. A person can be tested by more than one laboratory and can have both positive and negative results. **Therefore, the sum of the numbers in each column will be larger than the total number of people tested.**

Reporting lab	Inconclusive	Negative	Positive	Percent positive	Total
CAPE COD HOSPITAL			5	100%	5
OPTUMCARE FLORIDA, LLC		3	2	40%	5
ALPHADERA LABS, LLC			5	100%	5
ADVENTHEALTH MEDICAL GROUP PEDIATRICS AT APOPKA		5			5
THONOTOSASSA COMMUNITY HEALTH CENTER		1	4	80%	5
MEDEXPRESS URGENT CARE, MILLCREEK		5			5
RURAL/METRO MIDSOUTH,		5			5
INVERNESS FAMILY CARE HIGH RISK PLLC			5	100%	5
PATIENT FIRST - LEESBURG			5	100%	5
PATIENT FIRST			5	100%	5
CVS CA9606POCT TEMECULA		5			5
CVS NC2749POCT CONCORD		5			5
ADVANCED PEDIATRICS OF BOCA LLC			5	100%	5
TANNER MEDICAL CENTER EAST AL		5			5
SEASIDE MANOR			5	100%	5
NORTH SHORE HEMATOLOGY-ONCOLOGY ASSOCIATES, PC		5			5
ELDER ALTERNATIVES INC		3	2	40%	5
LIFEPLUS HEALTHCARE GROUP INC		5			5
PHYSICIANS IMMEDIATE CARE ELGIN			5	100%	5
ST JOHNS BIOMEDICAL LAB		5			5
JOHN T MACKAY MD			5	100%	5
WILLOW CREEK RETIREMENT CENTER		5			5
LAKE COUNTY DETENTION CENTER		3	2	40%	5
SAFETY HARBOR SENIOR LIVING			5	100%	5
NORTHWOOD UNIVERSITY-BENNETT SPORTS CENTER		5			5
LIVING WATERS MEDICAL CENTER			5	100%	5
DAVENPORT PEDIATRICS PA		1	4	80%	5
UNIVERSITY OF MIAMI / SCCC RESEARCH LABORATORY			5	100%	5
AMI ST FRANCIS HOSPITAL LABORATORY		4	1	20%	5
MINUTECLINIC DIAGNOSTIC OF PENNSYLVAN		4	1	20%	5
BEACH HOUSE		5			5
CELERION			5	100%	5
FLORIDA HOSPITAL LAKE MARY		5			5
PM PEDIATRICS OF SELDEN		3	2	40%	5
QUEST DIAGNOSTICS PSC		1	4	80%	5
RELIANT IMMUNE DIAGNOSTICS			5	100%	5
LabCorp of America			5	100%	5
PRECISION LABS LLC		2	3	60%	5
NAVAL MEDICAL CENTER			5	100%	5
MEDEXPRESS URGENT CARE - SOUTH PARKERSBURG		5			5
Kroger 449 - The Little Clinic Mountain Park		4	1	20%	5
SUTTER TRACY COMMUNITY HOSPITAL			5	100%	5
Rosedale Green		5			5
BAYSHORE LABORATORY		4	1	20%	5
MINUTECLINIC LLC #3351			5	100%	5
BRIGHAM AND WOMEN'S HOSPITAL		1	4	80%	5
GUTHRIE MEDICAL GROUP - CORNING		3	1	25%	4

COVID-19: testing by laboratory

Data through May 21, 2021 verified as of May 22, 2021 at 09:25 AM

Data in this report are provisional and subject to change.

The numbers in the table below represent the number of Florida and non-Florida residents for whom test results were received by the Department of Health. A person can be tested by more than one laboratory and can have both positive and negative results. **Therefore, the sum of the numbers in each column will be larger than the total number of people tested.**

Reporting lab	Inconclusive	Negative	Positive	Percent positive	Total
OHIO CVS STORES		3	1	25%	4
MAURY REGIONAL MEDICAL CENTER		4			4
PRIMECARE		2	2	50%	4
REGIONAL MEDICAL LAB			4	100%	4
Kroger 125 - The Little Clinic Castle Rock		3	1	25%	4
THE OASIS ALF		4			4
FLORIDA HOSPITAL ALTAMONTE		2	2	50%	4
WALGREENS #07034		4			4
COMMUNITY PHYSICIANS OF NORTH PORT PA			4	100%	4
HARBOUR ISLAND PEDIATRICS LLC			4	100%	4
NEMOURS CHILDREN'S URGENT CARE LAKE NONA			4	100%	4
MEDEXPRESS URGENT CARE - WICHITA, S SENECA ST		2	2	50%	4
CLINICAL CARE CENTER, INC			4	100%	4
DOCTORS CARE - AIKEN MALL			4	100%	4
CROSSROADS URGENT CARE PLLC		4			4
TUFTS MEDICAL CENTER		1	3	75%	4
LUVERNE HEALTH AND REHABILITATION		4			4
CVS MA1006POCT BROCKTON		4			4
MOUNT SINAI MEDICAL CENTER HIALEAH			4	100%	4
ST CLOUD PHARMACY AND WELLNESS CENTER		2	2	50%	4
University Plaza Rehabilitation and Nursing			4	100%	4
MINUTECLINIC DIAGNOSTIC OF VIRGINIA, LLC #392		4			4
SHARP MEMORIAL HOSPITAL MICROBIOLOGY DEPT			4	100%	4
CHAMBREL AT PINECASTLE		3	1	25%	4
CVS MA2297677CV BOSTON		4			4
CVS MA969POCT PALMER		4			4
ELEVATION DIAGNOSTICS		4			4
Heartland of Boynton Beach			4	100%	4
MD NOW URGENT CARE - DELRAY WEST			4	100%	4
CAPTAIN JAMES A. LOVELL FEDERAL HEALTHCARE CENTER			4	100%	4
PREMIER PEDIATRICS LLC			4	100%	4
CVS NC4169POCT FAYETTEVILLE		4			4
SINAI POST ACUTE NURSING AND REHAB CE		4			4
MEMORIAL HOSPITAL OF TAMPA			4	100%	4
WALGREENS #3811		1	3	75%	4
BAPTIST HOSPITAL NURSING/PATIENT CARE			4	100%	4
NHC HealthCare, Pulaski		4			4
CVS HEALTH, #5962		4			4
WINDSOR AT OCALA		3	1	25%	4
WE CARE - CARNIVAL CRUISELINE		4			4
LABQ CLINICAL DIAGNOSTICS		4			4
OHIO HEALTH DOCTORS HOSPITAL			4	100%	4
WILLIAM A HINTON STATE LABORATORY INSTITUTE		1	3	75%	4
NAVAL HOSPITAL CAMP PENDLETON			4	100%	4
W.G. (Bill) Hefner VAMC		4			4
IMIC INC RESEARCH			4	100%	4
ASPEN VALLEY HOSPITAL			4	100%	4

COVID-19: testing by laboratory

Data through May 21, 2021 verified as of May 22, 2021 at 09:25 AM

Data in this report are provisional and subject to change.

The numbers in the table below represent the number of Florida and non-Florida residents for whom test results were received by the Department of Health. A person can be tested by more than one laboratory and can have both positive and negative results. **Therefore, the sum of the numbers in each column will be larger than the total number of people tested.**

Reporting lab	Inconclusive	Negative	Positive	Percent positive	Total
ASCENDI HOME HEALTH AGENCY INC			4	100%	4
Glenis Dr VA Outpatient Clinic		3	1	25%	4
SIGNATURE CARE EMERGENCY CENTER		2	2	50%	4
DOUGLASVILLE NURSING AND REHABILITATIO		4			4
HELIX BIOMEDICS LLC			4	100%	4
LIVINGSTON COUNTY DEPT OF HEALTH REPRO			4	100%	4
Kroger 186 - The Little Clinic Holiday Manor		3	1	25%	4
MEDEXPRESS URGENT CARE - NUTLEY		4			4
CELEBRATION PEDIATRICS			4	100%	4
URGENT CARE OF THE SMOKIES			4	100%	4
CRISP REGIONAL HOSPITAL		4			4
COVID PROCESSING SITE			4	100%	4
ACCESS RECOVERY SOLUTIONS LLC			4	100%	4
CVS CA9497POCT IRVINE		4			4
MINUTECLINIC DIAG OF IND, LLC #6908		4			4
MEDEXPRESS URGENT CARE- FORT WORTH N T		4			4
FHPG TAMPA PRIMARY CARE			4	100%	4
HAVEN CUSTEAD CARE CENTER		1	3	75%	4
ADVENTHEALTH NEW SMYRNA BEACH COMMUNITY HEALTH			4	100%	4
EAST TENNESSEE CHILDREN'S HOSPITAL		3	1	25%	4
POINTE MEDICAL SERVICES INC		2	2	50%	4
JERSEY IRISH MEDICAL (DBA AFC URGENT C		3	1	25%	4
PEACEHEALTH LABORATORIES		3	1	25%	4
CAREWELL URGENT CARE			4	100%	4
UNIVERSITY OF MIAMI HOSPITALS & CLINIC			4	100%	4
LAKESIDE HOSPITAL BELLE GLADE			4	100%	4
MEDICAL ASSOCIATES OF BREVARD LLC		3	1	25%	4
MEDEXPRESS URGENT CARE - HACKETTSTOWN		3	1	25%	4
WESLEY CHAPEL INTERNAL MEDICINE AND PEDIATRICS			4	100%	4
HCR ManorCare Greentree		4			4
MIAMI COMMUNITY HEALTH CENTER INC		1	3	75%	4
TOTAL FAMILY CARE		4			4
LAKE FOREST PARK OP CO LLC		4			4
BEAUFORT MEMORIAL			4	100%	4
DACH MAIN LAB			4	100%	4
FLORIDA HEALTHCARE PLAN			4	100%	4
MEDEXPRESS URGENT CARE NORWIN		4			4
PLAINVIEW PRIMARY CARE		4			4
CVS NJ1927POCT GREEN BROOK		4			4
INDUSTRY LAB DIAGNOSTIC PARTNERS			4	100%	4
MEDEXPRESS URGENT CARE - CINNAMINSON		3	1	25%	4
FHCP - ORMOND BEACH			4	100%	4
UNIVERSITY OF MIAMI STUDENT HEALTH SERVICE			4	100%	4
FLORIDA HOSPITAL PHYSICIANS GROUP		1	3	75%	4
BARRANCO CLINIC PA, THE	1	3			4
ACCENT PHYSICIAN SPECIALISTS PA		4			4
HAMPTON ALF AT 24TH ROAD LLC			4	100%	4

COVID-19: testing by laboratory

Data through May 21, 2021 verified as of May 22, 2021 at 09:25 AM

Data in this report are provisional and subject to change.

The numbers in the table below represent the number of Florida and non-Florida residents for whom test results were received by the Department of Health. A person can be tested by more than one laboratory and can have both positive and negative results. **Therefore, the sum of the numbers in each column will be larger than the total number of people tested.**

Reporting lab	Inconclusive	Negative	Positive	Percent positive	Total
BETTERMED URGENT CARE			4	100%	4
Biopharmaceutics Laboratory Section		4			4
NEMOURS CHILDREN'S CLINIC			4	100%	4
AIRPORT CLINIC			4	100%	4
PORT ORANGE PEDIATRICS PA			4	100%	4
CAREWELL 202			4	100%	4
FLORIDA HOSPITAL LABORATORIES		4			4
CVS IN6605POCT INDIANAPOLIS		3	1	25%	4
CVS TX7156POCT RICHARDSON		4			4
Metro West Nursing and Rehab			4	100%	4
CALLE OCHO DIALYSIS			4	100%	4
MEDEXPRESS URGENT CARE, HERMITAGE		2	2	50%	4
CVS TX7675POCT RED OAK		2	2	50%	4
ANY LAB TEST FAST CORP		3	1	25%	4
GERALD CHAMPION REGIONAL MEDICAL CENTE		4			4
TRUE HEALTH- HOFFNER		3	1	25%	4
MEDEXPRESS URGENT CARE, FAIRMONT		4			4
CRESTAR LABS		2	2	50%	4
MEDAC AT PORTERS NECK			4	100%	4
CVS CT288POCT BRISTOL		3	1	25%	4
KENTUCKY CABINET FOR HEALTH AND FAMILY SERVICES			4	100%	4
State Lab Unspecifd			4	100%	4
WAKE FOREST MEDICAL CENTER LABORATORY			4	100%	4
MEADOWS AT CYPRESS GARDENS, THE		3	1	25%	4
LEESBURG REGIONAL MEDICAL CENTER URGENT CARE			4	100%	4
BAYSTATE MEDICAL CENTER		2	2	50%	4
OPTUM OF RED ROAD		4			4
Waycross Health and Rehabilitation		4			4
CONSULATE HEATH CARE AT WEST ALTAMONTE			4	100%	4
COVANCE CLS			4	100%	4
BE WELL PHARMACY		4			4
SUMMERFORD NURSING HOME, INC.		4			4
CVS PA4000POCT INDIANA		4			4
CVS TN7144POCT BARTLETT		4			4
MEDEXPRESS URGENT CARE, LANCASTER WEST		2	2	50%	4
MEMORIAL HEALTH CARE SYSTEMS			4	100%	4
WELLSTREET BUCKHEAD SOUTH		3	1	25%	4
UMMC MIDTOWN CAMPUS			4	100%	4
BETHESDA HOSPITAL WEST BLOOD GAS LAB			4	100%	4
Millennium Nursing & Rehab Center		4			4
OPTUM FLORIDA		3	1	25%	4
MINUTECLINIC DIAGNOSTIC OF NORTH CARO		4			4
MEDRITE MEDICAL CARE PC		4			4
COOK HOSPITAL AND CARE CENTER		3	1	25%	4
UNIVERSITY OF MARYLAND MEDICAL CENTER			4	100%	4
Smoky Mountain Nursing and Rehabilitation Center		4			4
MEDEXPRESS URGENT CARE - SOMERSET TOWNSHIP		4			4

COVID-19: testing by laboratory

Data through May 21, 2021 verified as of May 22, 2021 at 09:25 AM

Data in this report are provisional and subject to change.

The numbers in the table below represent the number of Florida and non-Florida residents for whom test results were received by the Department of Health. A person can be tested by more than one laboratory and can have both positive and negative results. **Therefore, the sum of the numbers in each column will be larger than the total number of people tested.**

Reporting lab	Inconclusive	Negative	Positive	Percent positive	Total
Loretto Health and Rehabilitation Center		4			4
Lakeview Village		4			4
PANCARE HEALTH - PONCE DE LEON			4	100%	4
CVS PA10825POCT PLYMOUTH MEETING		4			4
PALM BEACH CANCER INSTITUTE			4	100%	4
15 TO KNOW			4	100%	4
MONTANA DEPARTMENT OF PUBLIC HEALTH & HUMAN SERVICES			4	100%	4
BAYLOR ESOTERIC AND MOLECULAR LAB			4	100%	4
CVS IN6555POCT BROWNSBURG		4			4
MEDEXPRESS URGENT CARE - MARKHAM STREE		3	1	25%	4
BAYCARE LABORATORIES		2	2	50%	4
KAISER PERMANENTE REGIONAL LAB		4			4
BASCOM PALMER EYE INSTITUTE			4	100%	4
MOBIL LAB FOR ALL INC		4			4
DYNACARE LABORATORIES			4	100%	4
STEAMBOAT EMERGENCY CENTER			4	100%	4
SOUTHEASTERN REGIONAL MEDICAL CENTER			4	100%	4
STONE CLINICAL LABORATORIES OF FL LLC		4			4
ROAN DRUG COMPANY LLC		4			4
DEBORAH HEART AND LUNG CENTER		4			4
WALGREENS #04311		4			4
1ST CHOICE URGENT CARE CENTER LLC		3	1	25%	4
Medilodge of Alpena		4			4
CVS CT692POCT NORTH HAVEN		4			4
CONSOLIDATED LABORATORY SERVICES			4	100%	4
MEDEXPRESS URGENT CARE-CHIPPEWA		3	1	25%	4
MAYO CLINIC BEACHES PRIMARY CARE CTR		3	1	25%	4
OCEAN MEDICAL CENTER		3	1	25%	4
CARE ATC ARLINGTON CENTRAL PARK		4			4
OKLAHOMA STATE UNIVERSITY DIAGNOSTIC LAB			4	100%	4
NHC HealthCare, Cookeville		4			4
AIREVAC INTERNATIONAL		4			4
MERCY HOSPITAL			4	100%	4
OPP HEALTH AND REHABILITATION		4			4
GENUS DIAGNOSTICS			4	100%	4
ARCPOINT LABS OF ALTAMONTE SPRINGS		2	2	50%	4
Overton Brooks VAMC		4			4
CHILDREN'S HEALTHCARE OF ATLANTA		4			4
NOT GIVEN		1	3	75%	4
REHABILITATION CENTER OF WINTER PARK,THE			4	100%	4
A PATTERN MEDICAL CLINIC		4			4
Willowbrooke Court at Country House		4			4
CVS OH4301POCT NORTHFIELD		4			4
PENINSULA REGIONAL MED CTR LAB			4	100%	4
Kroger 339 - The Little Clinic Highlands - Bardstown Road		4			4
MEDEXPRESS URGENT CARE - FORT SMITH		4			4
FLORIDA HEART AND VASCULAR			4	100%	4

COVID-19: testing by laboratory

Data through May 21, 2021 verified as of May 22, 2021 at 09:25 AM

Data in this report are provisional and subject to change.

The numbers in the table below represent the number of Florida and non-Florida residents for whom test results were received by the Department of Health. A person can be tested by more than one laboratory and can have both positive and negative results. **Therefore, the sum of the numbers in each column will be larger than the total number of people tested.**

Reporting lab	Inconclusive	Negative	Positive	Percent positive	Total
CATSKILL REGIONAL MEDICAL CENTER		4			4
ELIZABETH CITY HEALTH & REHABILITATION		4			4
CVS MA1121POCT WESTFORD		4			4
FISHERMEN'S HOSPITAL			4	100%	4
JUPITER INTERNAL MEDICINE AND ASSOCIATES			4	100%	4
Crowne Health Care of Greenville		4			4
RINGLING HEALTH CENTER		3	1	25%	4
QUEST DIAGNOSTICS INCORPORATED	1		3	75%	4
BARTON MEMORIAL HOSPITAL		3	1	25%	4
TOTAL RENAL LAB		3	1	25%	4
FAMILY MEDICAL CLINIC HOMESTEAD, LLC			4	100%	4
INTRACOASTAL LABS INC		4			4
SOMA MEDICAL CENTER P.A. #4			4	100%	4
TARPON SPRINGS PEDIATRICS, LLC			4	100%	4
MEDEXPRESS URGENT CARE - HADLEY		4			4
CHILDREN'S MEDICAL GROUP		4			4
AURORA BAYCARE UROLOGY			4	100%	4
RIVER CITY MEDICAL ASSOCIATES INC			4	100%	4
MEDEXPRESS URGENT CARE - WESTFIELD, E MAIN ST		3	1	25%	4
RAJ K PAI MD PA			4	100%	4
REFUGE A HEALING PLACE, THE			4	100%	4
MEDEXPRESS URGENT CARE - LODI		4			4
Bon Secours Community Hospital Lab		4			4
ST JOHN'S RIVERSIDE HOSPITAL		3	1	25%	4
Health Care Center of Jacksonville			4	100%	4
INFINITI LABS INC			4	100%	4
SIMEDHEALTH, LLC		2	2	50%	4
FLORIDA MEDICAL CENTER		1	3	75%	4
AFC URGENT CARE GUNBARREL			4	100%	4
CVS IL2297144CV CHICAGO		4			4
CVS M08555POCT KANSAS CITY		4			4
SunTerrace Health Care Center		3	1	25%	4
CVS TX1057POCT SAN ANTONIO		3	1	25%	4
WELLSTAR PAULDING HOSPITAL		4			4
PM PEDIATRICS OF BAYSIDE, PLLC - MANHASSET		4			4
SONIC REFERENCE LABORATORY			4	100%	4
GILCHRIST COUNTY HEALTH DEPT			4	100%	4
Kroger 895 - The Little Clinic Green Hills		4			4
UF HEALTH PATHOLOGY LABORATORIES			4	100%	4
IMA MEDICAL CENTER OF OVIEDO			4	100%	4
CENTRAL FLORIDA INTERNAL OCCUPATIONAL AND		4			4
EXTENDICARE HEALTH & REHAB CENTER		4			4
SOUTHLAND SUITES OF LAKE LAND			4	100%	4
STANFORD HEALTH CARE ANATOMIC PATHOLOGY & CLINICAL LAB			4	100%	4
FCHC (OB)-DARWIN SQUARE CTR.			4	100%	4
CVS CA9803POCT RIVERSIDE		4			4
COVENIENT CARE MEDICAL CLINIC			4	100%	4

COVID-19: testing by laboratory

Data through May 21, 2021 verified as of May 22, 2021 at 09:25 AM

Data in this report are provisional and subject to change.

The numbers in the table below represent the number of Florida and non-Florida residents for whom test results were received by the Department of Health. A person can be tested by more than one laboratory and can have both positive and negative results. **Therefore, the sum of the numbers in each column will be larger than the total number of people tested.**

Reporting lab	Inconclusive	Negative	Positive	Percent positive	Total
LOUISIANA DEPT. OF HEALTH AND HOSPITALS-INFECTIOUS DISEASE EPI SECTION			4	100%	4
Sky View Rehabilitation and Health Care Center		4			4
MOBILE URGENT CARE			4	100%	4
CVS NE2741POCT LA VISTA		4			4
Marian Manor, Inc		4			4
HARBORCHASE OF VILLAGES CROSSING			4	100%	4
INDIAN RIVER SHERIFF OFFICE		4			4
DERMATOLOGY SPECIALISTS OF FL - DR. JON WARD			4	100%	4
FLORIDA CANCER SPECIALISTS AND RESEARCH		2	2	50%	4
PATHOLOGY REFERENCE LAB LLC			4	100%	4
AFTER HOURS PEDS			4	100%	4
ELITE PRIMARY CARE OF WAYCROSS		1	3	75%	4
SANFORD SOUTH UNIVERSITY		4			4
UVA HEALTH SYSTEM MEDICAL LABORATORIES			4	100%	4
BETHPAGE MEDICAL PLLC		4			4
FAMILY MEDICINE AT WATERMAN		4			4
CVS MN6811POCT PLYMOUTH		4			4
LEON MEDICAL CENTERS, LLC			4	100%	4
MEDEXPRESS URGENT CARE - TEAYS VALLEY		3	1	25%	4
SOUTHERN SURGICAL ARTS		4			4
DEPARTMENT OF HEALTH AND HUMAN SERVICES		2	2	50%	4
SOMA MEDICAL CENTER PA #3 PALOMINO			4	100%	4
MEDEXPRESS URGENT CARE-ARLINGTON		3	1	25%	4
PM PEDIATRICS OF SELDEN PLLC		4			4
NDX-CORE LAB			4	100%	4
SOUTH BAY CORRECTIONAL FACILITY			4	100%	4
LATCHER LABORATORY OF A O FOX MEMORIAL		2	2	50%	4
MEDEXPRESS URGENT CARE - TULSA, S YALE AVE		4			4
UNIVERSITY OF MICHIGAN		2	2	50%	4
TMH REHABILITATION CENTER		4			4
MINNESOTA DEPARTMENT OF HEALTH LABORATORY	1		3	75%	4
SACRED HEART HEALTH SYSTEMS INC			4	100%	4
CARE ONE PRIMARY CARE			4	100%	4
HEALTHQUEST, INC		3	1	25%	4
ACHN CLINIC			4	100%	4
ORANGE COUNTY HEALTH DEPARTMENT		2	2	50%	4
ManorCare Health Services Camp Hill		4			4
MEDEXPRESS URGENT CARE, HANOVER		3	1	25%	4
OMNICARE PHARMACY OF TEXAS 1		4			4
MEDEXPRESS URGENT CARE GREENSBURG		3	1	25%	4
MINUTECLINIC DIAG OF IND LLC #1367		4			4
CAPE REGIONAL URGENT CARE MARMORA		3	1	25%	4
NEXT BIO RESEARCH SERVICES, LLC		1	3	75%	4
CENTERPLACE HEALTH, INC			4	100%	4
DEACONESS HOSPITAL			4	100%	4
LAHEY CLINIC MEDICAL CENTER			4	100%	4
Good Samaritan Society - Fairfield Glade		4			4

COVID-19: testing by laboratory

Data through May 21, 2021 verified as of May 22, 2021 at 09:25 AM

Data in this report are provisional and subject to change.

The numbers in the table below represent the number of Florida and non-Florida residents for whom test results were received by the Department of Health. A person can be tested by more than one laboratory and can have both positive and negative results. **Therefore, the sum of the numbers in each column will be larger than the total number of people tested.**

Reporting lab	Inconclusive	Negative	Positive	Percent positive	Total
CORIZON HEALTH INC			4	100%	4
LB Broen Home		4			4
WELLSTREET - PONCE DE LEON		4			4
BAPTIST HEALTH MEDICAL CENTER			4	100%	4
MEDEXPRESS URGENT CARE-SELINGSGROVE		3	1	25%	4
FLORIDA DEPARTMENT OF HEALTH (FDOH)		2	2	50%	4
Orchid Cove at Naples			4	100%	4
MPG JACKSONVILLE ATLANTIC BLVD		1	3	75%	4
MARK HOANG MD PA			4	100%	4
SOUTH FLORIDA PEDIATRIC PARTNERS			4	100%	4
Stonespring Transitional Care		4			4
HILLVIEW LABORATORY			4	100%	4
FLORENCE - HUNTSVILLE HOSPITAL URGENT CARE		3	1	25%	4
ADVANCED URGENT CARE LLC		1	3	75%	4
SONNI'S PEDIATRICS		1	3	75%	4
ENGLE CENTER FOR HEALTH SERVICES		4			4
MEDEXPRESS URGENT CARE - CEDAR KNOLLS		3	1	25%	4
H/L of WEST Ashley Rehabilitation and Nursing Center		4			4
CHILDREN'S HEALTHCARE OF ATLANTA AT EG		4			4
PANCARE HEALTH YOUNGSTOWN			4	100%	4
James A. Lovell Federal Health Care Center		4			4
CENTRAL FLORIDA WELLNESS LLC		4			4
PRESBYTERIAN FAMILY HEALTHCARE-KASEMAN		4			4
INTERMOUNTAIN HEALTHCARE CENTRAL LABORATORY			4	100%	4
Harbor House		4			4
CVS CA8861POCT BUENA PARK		4			4
PILGRIM PHARMACY INC		4			4
Bay View Nursing and Rehabilitation Center		3	1	25%	4
CVS OH2381POCT LEWIS CENTER		4			4
CVS CA9485POCT MISSION VIEJO		4			4
John L. McClellan Memorial Veterans Hospital		4			4
VITAL CARE URGENT CARE			4	100%	4
HALIFAX HEALTH CARE FOR WOMEN		3	1	25%	4
CVS CA9492POCT YORBA LINDA		4			4
MEDICINE SHOPPE #1306 THE		3	1	25%	4
NHC DICKSON		4			4
SUMMIT CLINICAL LABORATORIES LLC			4	100%	4
PROMPT CARE OF CENTRAL FLORIDA LLC		1	3	75%	4
SOUTH MIAMI HOSPITAL		1	3	75%	4
HEARTLAND - CHARLESTON OF HANAHAN SC,		4			4
PINELLAS POINT NURSING AND REHAB			4	100%	4
UNION CITY MANOR NURSING CENTER		4			4
CVS AZ7855POCT TUCSON		3	1	25%	4
MYKIDZMD PEDIATRICS PLLC		4			4
DTR LABS		3	1	25%	4
PDL PHARMACY CORP			4	100%	4
CVS TX5807POCT PEARLAND		4			4

COVID-19: testing by laboratory

Data through May 21, 2021 verified as of May 22, 2021 at 09:25 AM

Data in this report are provisional and subject to change.

The numbers in the table below represent the number of Florida and non-Florida residents for whom test results were received by the Department of Health. A person can be tested by more than one laboratory and can have both positive and negative results. **Therefore, the sum of the numbers in each column will be larger than the total number of people tested.**

Reporting lab	Inconclusive	Negative	Positive	Percent positive	Total
LIFEHOPE LABS			4	100%	4
ST. LUKE'S HOSPITAL - BETHLEHEM CAMPUS		1	3	75%	4
MAILBOX DIAGNOSTICS		2	2	50%	4
SCRIPPS CLINIC MEDICAL			4	100%	4
ARCPPOINT LABS OF FORT LAUDERDALE, FL CENTRAL		1	3	75%	4
HACKENSACK MERIDIAN URGENT CARE, PC		4			4
NEULIFE NEUROLOGICAL SERVICES LLC			4	100%	4
CVS OH6164POCT DELAWARE		4			4
MEDEXPRESS URGENT CARE - WEXFORD		4			4
GASTROENTEROLOGY ASSOC OF PENSACOLA, PA		2	2	50%	4
METHODIST HEALTHCARE - MEMPHIS HOSP		4			4
Oak Creek Terrace		4			4
CUMBERLAND MEDICAL CENTER INC		4			4
DEPARTMENT OF HEALTH AND ENVIRONMENTAL CONTROL			4	100%	4
LAKE MARY PEDIATRICS			4	100%	4
MD ANDERSON			4	100%	4
ADVENTHEALTH MEDICAL GROUP ADULT AND SENIOR HEALTH		1	3	75%	4
CVS IL3163POCT OAK PARK		4			4
ALLEGHENY GENERAL HOSPITAL			4	100%	4
JOHNNIE RUTH CLARKE LAB			4	100%	4
DEPARTMENT OF HEALTH/ NEW YORK			4	100%	4
CVS MA2125POCT NATICK		3	1	25%	4
MEDFIRST URGENT CARE			4	100%	4
SIGNATURE CARE MONTROSE		2	2	50%	4
CVS OH4499POCT LYNDHURST		2	2	50%	4
JFK INTERNAL MEDICINE FACULTY PRACTICE		2	2	50%	4
Mill Valley Care Center		4			4
CVS OH6167POCT ASHLAND		4			4
CVS OH4300POCT STRONGSVILLE		4			4
LIFE CARE HOME HEALTH SERVICES LLC		1	3	75%	4
MEDEXPRESS URGENT CARE-WILKINS TOWNSHIP, WILLIAM PENN HIGHWAY		4			4
Kroger 959 - The Little Clinic Carmel		4			4
ASCENSION ST VINCENT'S MEDICAL CENTER		3	1	25%	4
CVS CA9145POCT SANTEE		3	1	25%	4
Kroger 124 - The Little Clinic University		3	1	25%	4
CANOPY PEDIATRICS		4			4
CVS MI8091POCT FRASER		3	1	25%	4
ADMERA HEALTH			4	100%	4
Franklin D. Roosevelt VAMC		4			4
CARTERSVILLE MEDICAL CENTER		1	3	75%	4
PARKWAY DRUGS OF ONEIDA COUNTY NORTH I		3	1	25%	4
Central Alabama Veterans HCS - West Campus		4			4
CVS TX3292POCT WYLIE		4			4
Westminster Manor		3	1	25%	4
ENCOMPASS HOME HEALTH		4			4
ST. MARY'S HOSPITAL			4	100%	4
BETHPAGE EXTENDED HOURS CENTER		4			4

COVID-19: testing by laboratory

Data through May 21, 2021 verified as of May 22, 2021 at 09:25 AM

Data in this report are provisional and subject to change.

The numbers in the table below represent the number of Florida and non-Florida residents for whom test results were received by the Department of Health. A person can be tested by more than one laboratory and can have both positive and negative results. **Therefore, the sum of the numbers in each column will be larger than the total number of people tested.**

Reporting lab	Inconclusive	Negative	Positive	Percent positive	Total
VA Boston HCS-West Roxbury Division		3	1	25%	4
BUCKINGHAM PLACE ALF		4			4
GREEN BAY BLIZZARD OFFICE		4			4
SOUTHWESTERN REGIONAL MEDICAL CENTER - TULSA		4			4
CALUSA HARBOUR			4	100%	4
CAPITAL HEALTH LABORATORY INC			4	100%	4
RELIANT ACUTE CARE			4	100%	4
BELLIN HEALTH LAB		1	3	75%	4
Bethany Health and Rehab		4			4
DR. G'S URGENT CARE			4	100%	4
RENE F CEDENO DMD PA		4			4
MICHIGAN HEALTH CLINIC LABORATORIES		3	1	25%	4
MARSHFIELD LABORATORIES			4	100%	4
CVS NH2257POCT MANCHESTER		4			4
MEDEXPRESS URGENT CARE - LITTLE ROCK		3	1	25%	4
CORTLAND REGIONAL MEDICAL CENTER		4			4
NOVANT HEALTH PRESBYTERIAN		2	2	50%	4
EXPRESS TESTING-ONE			4	100%	4
HOME DOCS		2	2	50%	4
Kroger 752 - The Little Clinic Central Station		3	1	25%	4
BRENTWOOD SENIOR LIVING AT ST PETE			4	100%	4
BIOTEST PLASMA CENTER		4			4
MINUTECLINIC #1773		4			4
CARENOW-LEBANON		2	2	50%	4
URGENT CARE - OCONEE		2	2	50%	4
ST PETE DIRECT PRIMARY CARE		2	2	50%	4
COLONIAL MEDICAL CENTER-EAST ORLANDO			4	100%	4
CVS NV8784POCT LAS VEGAS		3	1	25%	4
FAMILY MEDICINE AT WINTER PARK			4	100%	4
WHITE EARTH IHS MAIN LAB		4			4
EMERALD TRACE		4			4
SUMNER REGIONAL MEDICAL CENTER		3	1	25%	4
SINAI PLAZA NURSING AND REHAB CENTER			4	100%	4
UAB URGENT CARE CLINIC			4	100%	4
HAWAII DEPARTMENT OF HEALTH			4	100%	4
HEALTH EXPRESS URGENT CARE		2	2	50%	4
OLYMPUS HEALTH AND PERFORMANCE			4	100%	4
INTERMARKET FACILITY			4	100%	4
INTERNAL MEDICINE & PEDIATRICS WELLNESS CENTER		1	3	75%	4
CVS OH4359POCT HUDSON		4			4
WINDER NURSING INC DBA WINDER HEALTH CARE		4			4
CVS CA8872POCT ALISO VIEJO		4			4
APOPKA FAMILY HEALTH CENTER		3	1	25%	4
PHYSICIANS IMMEDIATE CARE AURORA			4	100%	4
Sears Coastal Nursing and Rehab		4			4
EPI			4	100%	4
ORLANDO REGIONAL HEALTH SERVICES		2	2	50%	4

COVID-19: testing by laboratory

Data through May 21, 2021 verified as of May 22, 2021 at 09:25 AM

Data in this report are provisional and subject to change.

The numbers in the table below represent the number of Florida and non-Florida residents for whom test results were received by the Department of Health. A person can be tested by more than one laboratory and can have both positive and negative results. **Therefore, the sum of the numbers in each column will be larger than the total number of people tested.**

Reporting lab	Inconclusive	Negative	Positive	Percent positive	Total
COMMUNITY HEALTH CENTER OF WEST PALM BEACH			4	100%	4
REMEDY URGENT CLINIC		2	2	50%	4
AHC of Mckenzie		4			4
RML PHARMACY PC		4			4
Kennedy University Hospital -Wash Twp L		4			4
SOFTCELL L-FORM LABORATORIES, LLC		1	3	75%	4
Eldorado Rehab & Healthcare		4			4
MEDEXPRESS - WILMINGTON KIRKWOOD HIGHWAY		2	1	33%	3
CVS PHARMACY INC DBA CVS/PHARMACY #10908		3			3
ALLIED PHYSICIANS GROUP PLLC		3			3
CVS NV2989POCT NORTH LAS VEGAS		2	1	33%	3
GREENTREE MEDICAL CENTER			3	100%	3
PALM COAST DIALYSIS		2	1	33%	3
CHOTA COMMUNITY HEALTH SERVICES		2	1	33%	3
MEDEXPRESS-HOUSTON EAST FWY		1	2	67%	3
GONZALEZ MD AND ASWAD MD HEALTH SERVICES			3	100%	3
FLAGLER FAMILY MEDICINE PA			3	100%	3
LEESBURG COMMUNITY HEALTH CENTERS			3	100%	3
WEILL CORNELL MEDICAL ASSOCIATES - EAST SIDE		3			3
PREMIER CLINICAL RESEARCH INSTITUTE INC			3	100%	3
SOUTHEASTERN IMMEDIATE CARE- MILLEDGEVILLE GA			3	100%	3
FLORIDA GASTROENTEROLOGY ASSOCIATES PA		3			3
LUCID LABORATORY SERVICES		3			3
NASSAU COUNTY HEALTH DEPARTMENT		3			3
WEST TN HEALTH MED NORTH		3			3
NORTHCREST MEDICAL CENTER		1	2	67%	3
UNIVERSITY URGENT CARE			3	100%	3
CVS AZ10529POCT SCOTTSDALE		3			3
PANCARE HEALTH - FRANKLIN CO			3	100%	3
CVS PA371POCT PHILADELPHIA		3			3
COVENANT PEDIATRICS		1	2	67%	3
Maryfield Inc. dba Pennybyrn		3			3
CVS NV5942POCT LAS VEGAS		3			3
SOUTH COUNTY MENTAL HEALTH CENTER INC			3	100%	3
MEDSTAR URGENT CARE, LLC			3	100%	3
ROYAL PALM RETIREMENT CENTRE		3			3
BOLING, STEPHANIE		3			3
STARLING AT SAN JOSE			3	100%	3
QUEST DIAGNOSTICS CLINICAL LABORATORIES INC		2	1	33%	3
MEDEXPRESS URGENT CARE - TOPEKA, SW WANAMAKER RD		3			3
BOONES CREEK URGENT CARE		1	2	67%	3
MEDEXPRESS URGENT CARE - JEANNETTE		3			3
VA OUTPATIENT CLINIC-NEW PORT RICHEY			3	100%	3
Crowne Health Care of Mobile		3			3
WALGREENS #01456		3			3
NOVA SOUTHEASTERN UNIVERSITY		2	1	33%	3
NEMOURS CHILDREN'S PRIMARY CARE, LONGWOOD			3	100%	3

COVID-19: testing by laboratory

Data through May 21, 2021 verified as of May 22, 2021 at 09:25 AM

Data in this report are provisional and subject to change.

The numbers in the table below represent the number of Florida and non-Florida residents for whom test results were received by the Department of Health. A person can be tested by more than one laboratory and can have both positive and negative results. **Therefore, the sum of the numbers in each column will be larger than the total number of people tested.**

Reporting lab	Inconclusive	Negative	Positive	Percent positive	Total
MEDEXPRESS URGENT CARE - LINKHORNE		3			3
VAULT MEDICAL SERVICES		2	1	33%	3
CGH MEDICAL CENTER			3	100%	3
CLINIC OF PLANT CITY, THE		2	1	33%	3
SIGNATURE CARE PFLUGERVILLE			3	100%	3
PUBLIC HEALTH TRUST OF MIAMI DADE COUNTY			3	100%	3
Greystone Health Care Center		3			3
SAMARITAN PACIFIC COMMUNITIES HOSPITAL		2	1	33%	3
MEDEXPRESS URGENT CARE, EDWARDSVILLE		3			3
CVS IN6559POCT AVON		3			3
EAST CORE LAB			3	100%	3
NEW SMYRNA BEACH AMBULATORY CARE CTR		2	1	33%	3
Kingston Care Center of Sylvania		3			3
MEDEXPRESS URGENT CARE-SALINA, S 9TH ST		3			3
Kroger 387 - The Little Clinic Hubbards Lane		3			3
CVS AZ7075POCT CHANDLER		3			3
MEDEXPRESS URGENT CARE - WHEELING		2	1	33%	3
COMMUNITY MEDICAL CENTER			3	100%	3
LIFEGUARD URGENT CARE			3	100%	3
SSM HEALTH ST LOUIS MICROBIOLOGY LABORATORY		1	2	67%	3
FLORIDA LABORATORY ANALYSIS, LLC			3	100%	3
KAP MEDICAL GROUP, LLC			3	100%	3
ABRAKIDABRA KIDS CLINIC		1	2	67%	3
Glenview Terrace Nursing Center		3			3
SCHIFF CENTER FOR LIVER DISEASES		1	2	67%	3
MID FLORIDA CLINICAL LABORATORY		2	1	33%	3
ORMOND BEACH URGENT CARE			3	100%	3
TIFTON CARECONNECT URGENT CARE			3	100%	3
EAST NAPLES PEDIATRICS			3	100%	3
OPTUM PRIMARY CARE - SILVER LAKES			3	100%	3
CORE CLINICS, LLC		3			3
BROOKDALE OAKBRIDGE		1	2	67%	3
HUMC		1	2	67%	3
CVS M05727POCT PLATTE CITY		3			3
CVS AZ9374POCT TUCSON		3			3
SOFTLAB			3	100%	3
MEMORIAL HERMANN CONSOLIDATED LABORATORY SERVICES			3	100%	3
SUNDALE NURSING HOME		3			3
MT CARMEL PHARMACY INC		3			3
URGENT DOC - URGENT CARE CLINIC			3	100%	3
New Jersey Aim At Smg		3			3
Huntington Health Care and Rehabilitation Center		3			3
Elderwood at Lancaster		3			3
Kroger 388 - The Little Clinic Braelinn Village		3			3
HOLY CITY MED URGENT CARE			3	100%	3
OCALA REGIONAL KIDNEY CENTER-WEST			3	100%	3
CVS SC2497POCT LEXINGTON		3			3

COVID-19: testing by laboratory

Data through May 21, 2021 verified as of May 22, 2021 at 09:25 AM

Data in this report are provisional and subject to change.

The numbers in the table below represent the number of Florida and non-Florida residents for whom test results were received by the Department of Health. A person can be tested by more than one laboratory and can have both positive and negative results. **Therefore, the sum of the numbers in each column will be larger than the total number of people tested.**

Reporting lab	Inconclusive	Negative	Positive	Percent positive	Total
RIGHT AT HOME			3	100%	3
TERRACE OF ST CLOUD, THE		2	1	33%	3
GRIFOLS IH CENTER AND CLINICAL LABORATORY			3	100%	3
CROSSVILLE MEDICAL GROUP		1	2	67%	3
JACKSONVILLE VA OPC			3	100%	3
BAPTIST PRIMARY CARE, INC.		2	1	33%	3
COX HEALTH SOUTH LAB		1	2	67%	3
CEDAR CREST HEALTH CENTER		3			3
GEISINGER COMMUNITY MEDICAL CENTER			3	100%	3
Concordia Village of Tampa			3	100%	3
ALOHA HOME CARE LLC DBA ACCENTCARE HOME HEALTH OF		3			3
CROSSROADS URGENT CARE DBA URGENT TEA		3			3
SPRING LAKE REHABILITATION CENTER			3	100%	3
HEALTH EXPRESS		3			3
COASTAL PEDIATRIC CARE			3	100%	3
GRASSY SPRAIN PHARMACY INC		3			3
NC STATE LABORATORY OF PUBLIC HEALTH		3			3
LAB PLUS, LLC AT ASCENSION SAINT THOMA		3			3
HOCHBERG LOWER SCHOOL		3			3
AdventHealth Care Center Orlando North			3	100%	3
Grandview Health Care Center		3			3
EXETER HOSPITAL		3			3
LUTHERAN SERVICES FLORIDA-DREAM CENTER			3	100%	3
BOSTON MEDICAL CENTER			3	100%	3
LEGACY ER & URGENT CARE - FRISCO WEST			3	100%	3
ERIE COUNTY PUBLIC HEALTH CLINICAL		3			3
PRIMARY CARE CENTER OF LAKE CITY, THE			3	100%	3
MINUTECLINIC, LLC #05814		3			3
ADVENTHEALTH MEDICAL GROUP OBSTETRICS			3	100%	3
C19 LABS			3	100%	3
IP BOISE 1		2	1	33%	3
NORTH CAROLINA DEPT OF HEALTH & HUMAN SRVCS STATE LAB OF PUBLIC HEALTH			3	100%	3
EMERALD PARK OF HOLLYWOOD			3	100%	3
CORTLAND COUNTY HEALTH DEPARTMENT		3			3
CVS MA137POCT QUINCY		3			3
NORTHWEST FLORIDA CLINICAL LAB		1	2	67%	3
INTERCOASTAL FAMILY PRATICE		1	2	67%	3
BROADWAY HEALTH FLORIDA MEDICAL CLINIC URGENT CARE			3	100%	3
WALGREENS ORTIZ STELLA (ST 655)		3			3
THE PATHOLOGY LABORATORY		1	2	67%	3
UNITY HEALTH AND REHABILITATION CENTER			3	100%	3
MARYWOOD NURSING CARE CENTER		3			3
RESOLUTE PAIN SOLUTIONS		3			3
SHANDS AT LAKE SHORE LAB		1	2	67%	3
Maple Lawn MCF		3			3
JERSEY IRISH MEDICAL		3			3
Lebanon VAMC		2	1	33%	3

COVID-19: testing by laboratory

Data through May 21, 2021 verified as of May 22, 2021 at 09:25 AM

Data in this report are provisional and subject to change.

The numbers in the table below represent the number of Florida and non-Florida residents for whom test results were received by the Department of Health. A person can be tested by more than one laboratory and can have both positive and negative results. **Therefore, the sum of the numbers in each column will be larger than the total number of people tested.**

Reporting lab	Inconclusive	Negative	Positive	Percent positive	Total
Kroger 592 - The Little Clinic Alexander Plaza		2	1	33%	3
SURETOX LABORATORY LLC		2	1	33%	3
CALIFORNIA DEPARTMENT OF PUBLIC HEALTH BRANCH LABORATORY			3	100%	3
OMNI HEALTHCARE INC		1	2	67%	3
BAYSHORE MEDICAL CENTER LABORATORY		3			3
CLINICA HISPANIA			3	100%	3
JOJAN PHARMA INC		3			3
MEDEXPRESS URGENT CARE - RICHMOND, W BROAD ST		3			3
CDPH BRANCH LABORATORY			3	100%	3
NASSAU COUNTY HEALTH DEPARTMENT-FERNANDINA BEACH C		3			3
CELEBRATION PRIMARY CARE ASSOCIATES LLC		3			3
WELLSTAR URGENT CARE SHALLOWFORD		1	2	67%	3
HARRINGTON PARK HEALTH AND REHAB		3			3
MAYO		1	2	67%	3
CDK LIBERTY ENTERPRISES, LLC		3			3
2412 LEBANON PIKE		2	1	33%	3
Kings County Hospital Center			3	100%	3
CVS MO10151POCT SPRINGFIELD		2	1	33%	3
CANOPY AT HARPER LAKE, THE			3	100%	3
CVS NM7242POCT ALBUQUERQUE		3			3
BROOKDALE SENIOR LIVING			3	100%	3
COOPER UNIVERSITY HOSPITAL LABORATORY		2	1	33%	3
CORNERSTONE DRUG AND GIFT INC		3			3
KISSIMMEE URGENT CARE		3			3
TIEHH BIOTERRORISM RESPONSE LAB			3	100%	3
PROHEALTH PRIMARY CARE - GLEN OAKS		3			3
AZALEALAND NURSING HOME		3			3
The Good Shepherd		3			3
AUGUSTA UNIVERISTY MEDICAL CENTER			3	100%	3
CVS PA7611POCT ALLISON PARK		3			3
CTRS			3	100%	3
FAMILY CARE SPECIALISTS OF ORLANDO			3	100%	3
Walgreens #5984		3			3
MEDICAL SERVICES OF AMERICA HOME HEALTH		3			3
SEMINOLE FAMILY HEALTH CENTER		3			3
OPENTRONS PRL		2	1	33%	3
EAST COLONIAL FAMILY MEDICAL CENTER		3			3
NEWCARE PRIMARY MEDICINE			3	100%	3
ASCENSION ST VINCENT'S RIVERSIDE			3	100%	3
BRADENTON PHYSICIAN MEDICAL CENTER			3	100%	3
HARRIS URGENT CARE CENTER			3	100%	3
HOPE HEALTH CARE, LLC		3			3
VIRGINIA DIVISION OF CONSOLIDATED LABORATORIES			3	100%	3
STRINGFELLOW MEMORIAL HOSPITAL		3			3
TMH PHYSICIAN PARTNERS BLOUNTSTOWN			3	100%	3
ACCOMPLISHED HOME CARE		3			3
ASANTE THREE RIVERS MEDICAL CENTER LAB		3			3

COVID-19: testing by laboratory

Data through May 21, 2021 verified as of May 22, 2021 at 09:25 AM

Data in this report are provisional and subject to change.

The numbers in the table below represent the number of Florida and non-Florida residents for whom test results were received by the Department of Health. A person can be tested by more than one laboratory and can have both positive and negative results. **Therefore, the sum of the numbers in each column will be larger than the total number of people tested.**

Reporting lab	Inconclusive	Negative	Positive	Percent positive	Total
PREMIER FAMILY AND SPORTS MEDICINE		2	1	33%	3
ADVANCED PEDIATRICS			3	100%	3
Broadview Multi-Care Center		3			3
SUPER HEALTH PHARMACY LLC		3			3
NORTH BROWARD HOSPITAL DISTRICT HEALTHCARE FOR THE HOMELESS			3	100%	3
MANATEE URGENT CARE LLC			3	100%	3
JOHN KNOX MANOR INC II		2	1	33%	3
THE CENTER FOR DISCOVERY		3			3
LIFEGUARD AMBULANCE SERVICE LLC, TEXAS			3	100%	3
ENCOMPASS HEALTH HOME HEALTH		1	2	67%	3
MEDEXPRESS URGENT CARE - LAWRENCE		3			3
ROANE MEDICAL CENTER		2	1	33%	3
Kroger 093 - The Little Clinic Stapleton		2	1	33%	3
TAMPA INTERNATIONAL AIRPORT			3	100%	3
CARECENTER PHARMACY, LLC		3			3
CVS - MINUTECLINIC			3	100%	3
PHYSICIANS CARE INC		1	2	67%	3
THE DOCTORS OFFICE OF BRICK, LLC		3			3
ADVANCED MEDICAL RESEARCH CENTER LLC			3	100%	3
FAST PACE URGENT CARE			3	100%	3
TAYLOR MANOR		1	2	67%	3
HIALEAH SHORES NURSING AND		2	1	33%	3
CVS MA1945POCT HANOVER		3			3
NORTHERN LIGHT LABORATORY		1	2	67%	3
Errera Community Care Center		3			3
Westside Terrace		3			3
24TH WEAPONS OF MASS DESTRUCTION - CIVIL SUPPORT		3			3
PRECIDENT FLORIDA		3			3
CVS MA1238POCT MEDFIELD		2	1	33%	3
MINUTECLINIC DIAGNOSTIC OF WISCONSIN,		3			3
FAMILY TREE MEDICAL GROUP PA		2	1	33%	3
CLINICAL CARE ASSOCIATES, INC			3	100%	3
CVS TX7603POCT SAGINAW		3			3
MEMORIAL HEALTH SYSTEM		1	2	67%	3
PIEDMONT ROCKDALE HOSPITAL		2	1	33%	3
CCRX OF NORTH CAROLINA, LLC		2	1	33%	3
PREMIER MOBILE HEALTH SERVICES, LLC		1	2	67%	3
CVS OH5457POCT POWELL		3			3
NASON HOSPITAL			3	100%	3
Harbert Hills Academy Nursing Home		3			3
CVS NC3514POCT STANLEY		3			3
VICKIE N HARRELL MD		2	1	33%	3
MEDEXPRESS URGENT CARE - WOODBURY		1	2	67%	3
Magnolia Health and Rehab Center			3	100%	3
Village on the Green			3	100%	3
EXPRESSCARE URGENT CARE CENTER			3	100%	3
EFFINGHAM HOSP, INC, DBA EFFINGHAM HEALTH		3			3

COVID-19: testing by laboratory

Data through May 21, 2021 verified as of May 22, 2021 at 09:25 AM

Data in this report are provisional and subject to change.

The numbers in the table below represent the number of Florida and non-Florida residents for whom test results were received by the Department of Health. A person can be tested by more than one laboratory and can have both positive and negative results. **Therefore, the sum of the numbers in each column will be larger than the total number of people tested.**

Reporting lab	Inconclusive	Negative	Positive	Percent positive	Total
SOLERA SPECIALTY PHARMACY LLC		2	1	33%	3
Englewood Health and Rehab			3	100%	3
PINELLAS PARK HEALTH CENTER - PINELLAS CHD		1	2	67%	3
LEE CONVENIENT CARE AT SUMMERLIN			3	100%	3
LOCH HAVEN PEDIATRICS			3	100%	3
OAKMONT OF UNION SC, LLC		3			3
DELRAY BEACH HEALTH DEPT LAB			3	100%	3
ALABAMA DEPT PUBLIC HEALTH			3	100%	3
VIRGINIA DEPARTMENT OF HEALTH DIVISION OF			3	100%	3
WALGREENS #07502		3			3
Bainbridge Health and Rehab		3			3
CVS AZ7263POCT PHOENIX		3			3
CVS SC7567POCT BOILING SPRINGS		2	1	33%	3
TRISTAR WELLNESS, LLC		3			3
AVALON MEDICAL GROUP		1	2	67%	3
DOCTORS HOSPITAL RENAISSANCE			3	100%	3
NORTH DAKOTA DEPT OF HEALTH MICROBIOLOGY		1	2	67%	3
MANORCARE HEALTH SERVICES BOCA RATON			3	100%	3
INTERNAL MEDICINE AND WOUND CARE SPECIALIST LLC		3			3
NORTH SHORE MEDICAL CENTER - SALEM HOSPITAL		1	2	67%	3
NEBRASKA DEPARTMENT OF HEALTH AND HUMAN SERVICES			3	100%	3
PEDIATRICS IN NORTH FLORIDA PA			3	100%	3
HEPATOLOGY DIAGNOSTIC LAB			3	100%	3
PHYSICIANS MEDICAL CENTER		3			3
ADVANCED URGENT CARE CENTER OF THE UPPER KEYS		1	2	67%	3
ANN STORCK CENTER INC		3			3
AFFORDABLE PRIMARY CARE LLC		3			3
CABELL HUNTINGTON HOSPITAL CLINICAL LAB			3	100%	3
PRIMARY & URGENT CARE CENTERS			3	100%	3
LEGACY ER AND URGENT CARE			3	100%	3
BNJ		3			3
Providence VAMC		3			3
INSPIRA MEDICAL CENTER VINELAND LAB		2	1	33%	3
ADVENTHEALTH CENTRA CARE LAKE NONA		1	2	67%	3
NAVAL BRANCH MEDICAL CLINIC			3	100%	3
VELOCITY URGENT CARE			3	100%	3
Kroger 448 - The Little Clinic Mason		3			3
BAPTIST PRIMARY CARE FERNANDINA BEACH			3	100%	3
MEDIC INFUSION PA		3			3
BNC Medical Investors, LLC Berrien Nursing & Rehabilitation Center		3			3
BROOKDALE ALTAMONTE SPRINGS			3	100%	3
CVS SC5471POCT LEXINGTON		2	1	33%	3
CLEARWATER		2	1	33%	3
MEDEXPRESS URGENT CARE - O'FALLON		3			3
PEDIATRICS AND ADOLESCENT MEDICINE		2	1	33%	3
CLARA MAASS TRANSITIONAL CARE UNIT		3			3
WINDERMERE PEDIATRICS			3	100%	3

COVID-19: testing by laboratory

Data through May 21, 2021 verified as of May 22, 2021 at 09:25 AM

Data in this report are provisional and subject to change.

The numbers in the table below represent the number of Florida and non-Florida residents for whom test results were received by the Department of Health. A person can be tested by more than one laboratory and can have both positive and negative results. **Therefore, the sum of the numbers in each column will be larger than the total number of people tested.**

Reporting lab	Inconclusive	Negative	Positive	Percent positive	Total
PLANT CITY FAMILY CARE		3			3
OHIO DEPARTMENT OF HEALTH LABORATORY		2	1	33%	3
HOUSTON METHODIST HOSPITAL			3	100%	3
ALABAMA MEDICAL GROUP PC		2	1	33%	3
CVS MA1179POCT HUDSON		2	1	33%	3
MEDI PARTNERS OF SOUTH FLORIDA		3			3
COASTAL SKIN SURGERY AND DERMATOLOGY PL		3			3
BETHESDA HOSPITAL EAST BLOOD GAS LAB			3	100%	3
VIRTUA MEMORIAL HOSPITAL BURLINGTON COUNTY		1	2	67%	3
CHEROKEE COUNTY HEALTH AND REHAB CENTER		3			3
LINCOLN MEDICAL CENTER		3			3
CLEVELAND CLINIC SLW ED		3			3
SANIBEL MEDICAL CLINIC		1	2	67%	3
MINUTECLINIC DIAGNOSTIC, PA		3			3
ASANTE ROGUE REGIONAL MEDICAL CENTER L		3			3
HOMELAND CENTER		3			3
GYN PATH SERVICES			3	100%	3
FULGENT GENETICS HOUSTON		3			3
MARYLAND STATE DEPT OF HEALTH	2		1	33%	3
MERCY HEALTH			3	100%	3
FLORIDA MEDICAL ASSOCIATES		3			3
HARBORCHASE OF GAINESVILLE			3	100%	3
DOCTOR 4 U CLINIC		1	2	67%	3
ACCESS HEALTH CARE		2	1	33%	3
CVS NJ2949POCT EAST HANOVER		2	1	33%	3
GROVES CENTER			3	100%	3
SISD EMPLOYEE HEALTH CLINIC			3	100%	3
MCGUFFEY HEALTH CARE CENTER INC		3			3
PIEDMONT MOUNTAINSIDE HOSPITAL LAB - E		3			3
CORMEUM LAB SERVICES, LLC			3	100%	3
THOMAS LANGLEY			3	100%	3
INSPIRED LIVING AT SARASOTA			3	100%	3
MIDWAY SPECIALTY CARE RX LLC		1	2	67%	3
MISSISSIPPI CARE CENTER OF DEKALB LLC		3			3
LEXINGTON MEDICAL CENTER		1	2	67%	3
CVS MA937POCT CARVER		3			3
VALLEY HOSPITAL MEDICAL CENTER		1	2	67%	3
Kroger 522 - The Little Clinic Gahanna		2	1	33%	3
ADRIANA M CASTRO MD PA		3			3
ADVANCE FAMILY PRACTICE LLC□			3	100%	3
PARRISH MEDICAL CENTER-WAIVED TESTING		3			3
PALM COTTAGE OPERATOR LLC		2	1	33%	3
NORTH SHORE HOSP. INFECTION CONTROL			3	100%	3
TAMPA		1	2	67%	3
YORK HOSPITAL - LABORATORY			3	100%	3
CENTRAL FL INTERNAL MEDICINE ASSOCIATES LLC		3			3
MEDICAL CITY DALLAS HOSPITAL			3	100%	3

COVID-19: testing by laboratory

Data through May 21, 2021 verified as of May 22, 2021 at 09:25 AM

Data in this report are provisional and subject to change.

The numbers in the table below represent the number of Florida and non-Florida residents for whom test results were received by the Department of Health. A person can be tested by more than one laboratory and can have both positive and negative results. **Therefore, the sum of the numbers in each column will be larger than the total number of people tested.**

Reporting lab	Inconclusive	Negative	Positive	Percent positive	Total
MEDEXPRESS URGENT CARE - WALL		3			3
RRMC CREEKSIDE LAB		3			3
MEMORIAL HEALTH UNIVERSITY MEDICAL CENTER			3	100%	3
CVS AZ4795POCT MESA		3			3
MEDFUSION		2	1	33%	3
WAKULLA URGENT CARE & DIAGNOSTIC			3	100%	3
JS HEALTHCARE		2	1	33%	3
CVS RI326POCT NORTH SMITHFIELD		3			3
MEDICAL CENTER OF CENTRAL GEORGIA			3	100%	3
HELIX LW UC		1	2	67%	3
RIVERSIDE METHODIST HOSPITAL LAB			3	100%	3
SAFE PMC		3			3
Kroger 758 - The Little Clinic Providence		3			3
WALGREENS #03093		3			3
MED FUSION			3	100%	3
TEMPUS_LABS			3	100%	3
VISITING PHYSICIANS OF THE TREASURE COAST LLC			3	100%	3
LAURELLWOOD NURSING CENTER		1	2	67%	3
Kroger 635 - The Little Clinic Dacula		3			3
CVS OH2540POCT HILLIARD		3			3
ST. PETERSBURG PEDIATRICS- 38TH AVENUE			3	100%	3
EXPEDIAN URGENT CARE			3	100%	3
MARTIN MEDICAL CENTER INC		1	2	67%	3
NEWSTAR MEDICAL LABORATORIES		3			3
CVS KS676POCT LAWRENCE		2	1	33%	3
LIFE CARE CENTER OF SKAGIT VALLEY		3			3
TRUE HEALTH – LAKE UNDERHILL		3			3
FLORIDA MENTOR-POINT WEST CLUSTER		3			3
SENTARA NORFOLK GENERAL HOSPITAL CENTRAL LAB			3	100%	3
UNIVERSITY OF KANSAS MEDICAL CENTER			3	100%	3
FREDERICK MEMORIAL HOSPITAL			3	100%	3
QUALITY LABORATORY SERVICE		2	1	33%	3
ADVENTHEALTH SEBRING- INFECTION CONTROL DEPARTMENT			3	100%	3
WOMENS CARE FLORIDA LLC-LABORATORY		3			3
Granville Center	1	2			3
RCA LABORATORY SERVICES LLC			3	100%	3
ASPIRUS WAUSAU HOSPITAL			3	100%	3
NORTHWELL HEALTH			3	100%	3
BICKERTON, DAWN		3			3
Medilodge of Montrose		3			3
NORTHSIDE FAMILY MEDICINE AND URGENT CARE (HOLLY SPRINGS)		3			3
Kroger 571 - The Little Clinic Hendersonville		1	2	67%	3
CVS TX2876POCT PROSPER		3			3
HAMILTON COUNTY HEALTH DEPARTMENT		3			3
Domiciliary Rehab & Residential Treatment Program		3			3
MURFREESBORO MEDICAL CLINIC		3			3
NEMOURS CHILDRENS PRIMARY CARE MAITLAND			3	100%	3

COVID-19: testing by laboratory

Data through May 21, 2021 verified as of May 22, 2021 at 09:25 AM

Data in this report are provisional and subject to change.

The numbers in the table below represent the number of Florida and non-Florida residents for whom test results were received by the Department of Health. A person can be tested by more than one laboratory and can have both positive and negative results. **Therefore, the sum of the numbers in each column will be larger than the total number of people tested.**

Reporting lab	Inconclusive	Negative	Positive	Percent positive	Total
CVS PA2296POCT MACUNGIE		3			3
AUSTIN PUBLIC HEALTH			3	100%	3
WYOMING DEPT OF HEALTH			3	100%	3
HEALTH FIRST MEDICAL GROUP			3	100%	3
ALLIANCE LABS @LRMC			3	100%	3
FAMILY FIRST PEDIATRICS			3	100%	3
CARENOW-ATASCOCITA			3	100%	3
CVS SC4288POCT ROCK HILL		2	1	33%	3
FLORIDA MEDICAL CLINIC, LLC			3	100%	3
CVS NE5863POCT OMAHA		1	2	67%	3
NEW YORK STATE DEPARTMENT OF HEALTH		1	2	67%	3
TOMAH VAMC		2	1	33%	3
GULF COAST IMMEDIATE CARE CENTER		1	2	67%	3
CVS NV5286POCT HENDERSON		3			3
PEDIATRICS BY THE SEA JOG RD OFFICE			3	100%	3
TGH Brandon Healthplex Laboratory			3	100%	3
ESCO DRUG CO INC		3			3
WOODMARK AT UPTOWN ASSISTED LIVING		3			3
PARKLAND HEALTH & HOSPITAL			3	100%	3
FAMILY PRACTICE OF CENTRAL FLORIDA PA		1	2	67%	3
WALGREENS #05911		3			3
ONE MEDICAL GROUP		1	2	67%	3
ADVENT HEALTH MEDICAL GROUP FAMILY MEDICINE			3	100%	3
INN AT LAPOSADA,THE			3	100%	3
CAPTIAL REGIONAL MEDICAL CENTER			3	100%	3
Farmville Health & Rehab Center		3			3
UNIVERSITY HEALTH SERVICES RIVER CAMPUS		2	1	33%	3
CENTRAL DUPAGE HOSPITAL			3	100%	3
Diversicare of Ripley		3			3
ATLANTIS OUTPATIENT CENTER		3			3
LPG PEDIATRICS AT LEHIGH ACRES		2	1	33%	3
MELBOURNE URGENT CARE	1		2	67%	3
CVS MINUTE CLINIC #5836		3			3
BLACKWATER RIVER			3	100%	3
Eugene J. Towbin Healthcare Center		3			3
APEX CLINICAL LABORATORIES INC		3			3
HEALTH SENTRY			3	100%	3
TOTAL HEALTH CARE CLINIC		3			3
CVS IL2788POCT BUFFALO GROVE		3			3
YOUR DOCTOR'S OFFICE		2	1	33%	3
BEEBE MEDICAL CENTER LABORATORY		3			3
YATES COUNTY PUBLIC HEALTH		3			3
MEDSTAR HEALTH URGENT CARE			3	100%	3
CVS PA7132POCT THORNDALE		3			3
EVENING PEDIATRICS INC		1	2	67%	3
ST LUKES HOSPITAL			3	100%	3
Crowne Health Care of Eufaula		3			3

COVID-19: testing by laboratory

Data through May 21, 2021 verified as of May 22, 2021 at 09:25 AM

Data in this report are provisional and subject to change.

The numbers in the table below represent the number of Florida and non-Florida residents for whom test results were received by the Department of Health. A person can be tested by more than one laboratory and can have both positive and negative results. **Therefore, the sum of the numbers in each column will be larger than the total number of people tested.**

Reporting lab	Inconclusive	Negative	Positive	Percent positive	Total
GINKGO-IXLAYER		3			3
HOUSTON MEDICAL CENTER			3	100%	3
CATHOLIC HEALTH LABORATORY SERVICES		3			3
ADVENTHEALTH WATERMAN COMMUNITY CLINIC			3	100%	3
WALGREENS #11329		3			3
MINUTECLINIC, LLC #05891		2	1	33%	3
MASSACHUSETTS DEPARTMENT OF HEALTH			3	100%	3
C A R E S OXFORD		2	1	33%	3
GREATER MOBILE URGENT CARE – SPRINGHILL			3	100%	3
EASTMAN HEALTHCARE & REHAB		3			3
FIRST CARE - MIDDLESBORO			3	100%	3
LEGACY LABORATORY SERVICES			3	100%	3
CVS IN6608POCT NEW PALESTINE		1	2	67%	3
WAL-MART STORES EAST LP		2	1	33%	3
PATIENT FIRST - HAMILTON		3			3
MARRA'S PHARMACY		3			3
Illiana HCS -Danville VAMC		3			3
MARLBORO URGENT CARE		3			3
SERENADES BY SONATA		1	2	67%	3
WALGREENS NO 19542		3			3
CVS NE8616POCT LINCOLN		1	2	67%	3
US SPECIALTY LABS			3	100%	3
SAN JUAN REGIONAL MEDICAL CENTER		3			3
DEER'S HEAD CENTER		3			3
NEMOURS CHILDRENS PRIMARY CARE HORIZON WEST			3	100%	3
SOUTHEAST GEORGIA HEALTH SYSTEM BRUNS		3			3
MINUTECLINIC DIAGNOSTIC OF NEW MEXICO LLC #7552		3			3
AFC URGENT CARE CLEVELAND			3	100%	3
Fort Gaines Health and Rehab		3			3
NORTH NAPLES HOSPITAL RESPIRATORY THERAPY DEPARTMENT			3	100%	3
WALGREENS #05477		3			3
Hackensack Univ Medical Center At Pasc		2	1	33%	3
ORCHID COVE DAYTONA			3	100%	3
ANDERSON MEDICAL PC		3			3
UHEALTH JACKSON URGENT CARE - CUTLER BAY		1	2	67%	3
JOHN D. ARCHBOLD MEM. HOSPITAL			3	100%	3
ALVERNO CLINICAL LABORATORIES			3	100%	3
ALCALA PHARMACEUTICALS			3	100%	3
MEDEXPRESS URGENT CARE-CLOQUET		3			3
SPARROW CENTRAL LAB			3	100%	3
NATIONAL JEWISH HEALTH			3	100%	3
MEDEXPRESS URGENT CARE, BELLE VERNON		3			3
BAPTIST OUTPATIENT SERVICES			3	100%	3
DUKE UNIVERSITY POINT OF CARE TESTING PROGRAM			3	100%	3
Kroger 768 - The Little Clinic Leestown Rd		2	1	33%	3
CVS NJ2369POCT JACKSON		3			3
Schoolcraft Medical Care Facility		3			3

COVID-19: testing by laboratory

Data through May 21, 2021 verified as of May 22, 2021 at 09:25 AM

Data in this report are provisional and subject to change.

The numbers in the table below represent the number of Florida and non-Florida residents for whom test results were received by the Department of Health. A person can be tested by more than one laboratory and can have both positive and negative results. **Therefore, the sum of the numbers in each column will be larger than the total number of people tested.**

Reporting lab	Inconclusive	Negative	Positive	Percent positive	Total
BAPTIST HOSPITAL OF MIAMI MCI BROWARD LABORATORY			3	100%	3
HEALGEN SCIENTIFIC			3	100%	3
B2 URGENT CARE		1	2	67%	3
RICHMOND CITY DEPARTMENT OF PUBLIC HEALTH			3	100%	3
Jersey City Medical Center		3			3
BAPTIST HEALTH SURGERY CENTER AT NORTHPOINT			3	100%	3
Florida Baptist Retirement Center		1	2	67%	3
MEDICAL CENTER OF THE ROCKIES			3	100%	3
SAVANNAH COVE		3			3
UHEALTH CORAL SPRINGS			3	100%	3
HARDEN DIALYSIS		1	2	67%	3
NEBRASKA MEDICAL CENTER			3	100%	3
COMMUNICABLE DISEASE CONTROL/PUBLIC HEALTH EMERGENCY PREPAREDNESS			3	100%	3
HEALTH AND WELLNESS URGENT CARE LLC			3	100%	3
NORTHEAST FLORIDA INTERNAL MEDICINE PA		3			3
EMORY CRAWFORD LONG HOSPITAL			3	100%	3
Gracemore Nursing and Rehab		3			3
CVS AZ1720POCT QUEEN CREEK		3			3
WATERS PEDIATRIC CENTER			3	100%	3
MINUTECLINIC DIAGNOSTIC, PA #10252		3			3
Altenheim Senior Living		3			3
SOUTHERN REGIONAL MEDICAL CENTER		3			3
SOUTHCARE PHARMACY INC		1	2	67%	3
Community Resource and Referral Center		3			3
ACL LABORATORIES - ROSEMONT			3	100%	3
NEVADA DEPARTMENT OF HEALTH AND HUMAN SERVICES			3	100%	3
UK HEALTHCARE			3	100%	3
AFC URGENT CARE/FARRAGUT			3	100%	3
DASCENA LAB			3	100%	3
ORLANDO AIRPORT DIALYSIS		3			3
MANASOTA PEDIATRICS			3	100%	3
SUMMIT MEDICAL GROUP – WEST ORANGE		3			3
OCEAN PEDIATRIC CARE			3	100%	3
COUNTRY COTTAGE		3			3
MANORCARE NURSING & REHABILITATION CENTER-NAPLES		3			3
PROPATH			3	100%	3
TARRANT COUNTY PUBLIC HEALTH		3			3
ISLAND NURSING HOME		2	1	33%	3
PINELLAS CHD - CLEARWATER		2	1	33%	3
SCIENTIFIC LABORATORY DIVISION			3	100%	3
KIDSVILLE PEDIATRICS IV PA		1	2	67%	3
MID-FLORIDA PATHOLOGY LLC - MOBILE UNIT # 3		1	2	67%	3
MUNSON MEDICAL CENTER			3	100%	3
Medilodge of Monroe		3			3
MEMORIAL HERMANN HOSPITAL			3	100%	3
LRHS Florida Poly Tech		3			3
ST MARYS HEALTH CARE SYSTEM		2	1	33%	3

COVID-19: testing by laboratory

Data through May 21, 2021 verified as of May 22, 2021 at 09:25 AM

Data in this report are provisional and subject to change.

The numbers in the table below represent the number of Florida and non-Florida residents for whom test results were received by the Department of Health. A person can be tested by more than one laboratory and can have both positive and negative results. **Therefore, the sum of the numbers in each column will be larger than the total number of people tested.**

Reporting lab	Inconclusive	Negative	Positive	Percent positive	Total
F W HUSTON MEDICAL CENTER SENIOR LIVIN		3			3
LEE MEMORIAL HOSPITAL BLOOD GAS LAB			3	100%	3
PRISMA HEALTH MIDLANDS			3	100%	3
ST LUKE'S BOISE REGIONAL MEDICAL CENTER		3			3
Cleveland Clinic Weston			3	100%	3
CONCENTRA - PLANTATION		3			3
CVS IL2798POCT CHICAGO		1	2	67%	3
IOWA DEPARTMENT OF PUBLIC HEALTH			3	100%	3
Highland Ave. Eye Clinic		3			3
DIGNITY HEALING LLC			3	100%	3
NORTHSIDE HOSPITAL D/B/A ARTHRITIS		3			3
MEMORIAL HERMANN			3	100%	3
PENSACOLA MEDICAL CLINIC LLC			3	100%	3
Kroger 753 - The Little Clinic Goss Avenue		3			3
CVS TX19POCT SPRING		3			3
THE OASIS BEACHSIDE		3			3
CVS CT4149POCT EAST HAMPTON		3			3
CARESPOT-WELLINGTON			3	100%	3
NATHAN LITTAUER HOSPITAL LAB		3			3
ADVENTHEALTH IMAGING LAKE NONA		1	2	67%	3
MINUTECLINIC DIAGNOSTIC MEDICAL		3			3
Manor Care-Kingston Court of York PA, LLC		3			3
CVS MA335POCT RAYNHAM		3			3
THE MEDICAL CENTER			3	100%	3
CVS NC2559POCT CHARLOTTE		3			3
Michael J Crescenz VA Outpatient Dialysis Center		3			3
SUN TERRACE HEALTH CARE CENTER			3	100%	3
CAMPAZZI CONCIERGE MEDICAL SERVICES		2	1	33%	3
SOUTH LAKE FAMILY HEALTH CENTER			3	100%	3
Jackson Health Care Facility		1	2	67%	3
CVS IN8639POCT TERRE HAUTE		3			3
320 S TRANSIT ST		3			3
BARONESS ERLANGER HOSPITAL		3			3
VELOCITY CARE			3	100%	3
HARBOUR'S EDGE		2	1	33%	3
NEXTCARE WYOMING LLC			3	100%	3
CAREHERE LLC			3	100%	3
WHOLE CHILD PEDIATRICS			3	100%	3
FOUR WINDS BEHAVIORAL HEALTH		3			3
ACL LABORATORIES INDUSTRIAL TOXICOLOGY			3	100%	3
COL CROSSROAD		1	2	67%	3
Kroger 627 - The Little Clinic Castleberry		2	1	33%	3
FRESENIUS KIDNEY CARE			3	100%	3
CVS NY1958POCT SYOSSET		3			3
BROOKDALE LAKE MARY			3	100%	3
AVANTE INVERNESS		1	2	67%	3
THE RIM URGENT CARE			3	100%	3

COVID-19: testing by laboratory

Data through May 21, 2021 verified as of May 22, 2021 at 09:25 AM

Data in this report are provisional and subject to change.

The numbers in the table below represent the number of Florida and non-Florida residents for whom test results were received by the Department of Health. A person can be tested by more than one laboratory and can have both positive and negative results. **Therefore, the sum of the numbers in each column will be larger than the total number of people tested.**

Reporting lab	Inconclusive	Negative	Positive	Percent positive	Total
CVS MA41POCT TAUNTON		2	1	33%	3
MONTANA PUBLIC HEALTH LAB			3	100%	3
CROWNE HEALTH CARE OF FORT PAYNE		2	1	33%	3
EASTERN NEW MEXICO MEDICAL CENTER		3			3
ESTERO FIRE RESCUE		3			3
CERTIVIA LABORATORIES			3	100%	3
COOSA VALLEY HEALTHCARE CENTER LLC		3			3
CVS MD1490POCT GAITHERSBURG		3			3
UC CORAL GABLES		1	2	67%	3
GARCIA MORALES NELSON			3	100%	3
RAPID CITY RUGENT CARE			3	100%	3
CORNERSTONE MEDICAL CARE OF BRANDON		2	1	33%	3
TWELVE OAKS RECOVERY CENTER			3	100%	3
LITTLE SPURS PEDIATRIC URGENT CARE		1	2	67%	3
HARBORCHASE OF STUART			3	100%	3
ADVICE FOR OPTIMAL WELLNESS, INC			3	100%	3
NEW GEN LABS			3	100%	3
MEDEXPRESS NORTHSIDE			3	100%	3
ACCESS LABORATORIES LLC			3	100%	3
VICAR'S LANDING NURSING HOME		2	1	33%	3
Children's Specialized Hospital		3			3
BOND & STEELE CLINIC, PA			3	100%	3
DISPATCHHEALTH-FLORIDA INC		3			3
CENTURY LINK SPORTS COMPLEX			3	100%	3
MEDEXPRESS URGENT CARE - TOTOWA		3			3
WISE HEALTH SYSTEM		1	2	67%	3
ONSLow MEMORIAL HOSPITAL LABORATORY		3			3
CAREHERE - INDIAN RIVER		3			3
Ozark Health and Rehabilitation, LLC		2			2
North Ottawa Care Center at Heartwood Lodge		2			2
Van Wert Manor		2			2
SIMEDHEALTH CHIEFLAND DRAW STATION		1	1	50%	2
DELAWARE DIAGNOSTICS LABS			2	100%	2
DOCTORS CARE OF PALM COAST			2	100%	2
MIDDLE TENN MENTAL HEALTH INSTITUTE		2			2
Kroger 409 - The Little Clinic Hebron Marketplace		1	1	50%	2
Delaware Court Healthcare Center		2			2
Oakmont of Katy Nursing and Rehabilitation		2			2
REELFOOT FAMILY WALK IN CLINIC - TIPT		2			2
ALTIUS INSTITUTE FOR BIOMEDICAL SCIENCES			2	100%	2
Kroger 519 - The Little Clinic Georgesville Square		2			2
NOSE AND SINUS INSTITUTE OF BOCA RATON		1	1	50%	2
NEW YORK CITY CENTRAL COVID			2	100%	2
Guilford Health Care Center		2			2
CVS TX4794POCT ARLINGTON		2			2
MEDEXPRESS URGENT CARE - HAZLET		1	1	50%	2
Timber Ridge Health Care Center			2	100%	2

COVID-19: testing by laboratory

Data through May 21, 2021 verified as of May 22, 2021 at 09:25 AM

Data in this report are provisional and subject to change.

The numbers in the table below represent the number of Florida and non-Florida residents for whom test results were received by the Department of Health. A person can be tested by more than one laboratory and can have both positive and negative results. **Therefore, the sum of the numbers in each column will be larger than the total number of people tested.**

Reporting lab	Inconclusive	Negative	Positive	Percent positive	Total
LAB PLUS, LLC			2	100%	2
STEWARD ST ELIZABETH MEDICAL CENTER			2	100%	2
SWEDISH COVENANT HOSPITAL			2	100%	2
SHEPHERD CENTER CLINICAL LABORATORY		2			2
IMMEDIATE CARE MEDICAL CENTER			2	100%	2
Wetumpka Health and Rehab, LLC		2			2
ST ANTHONY'S PINELLAS CARE CLINIC			2	100%	2
Mary Anna Nursing Home		2			2
CARESPOT URGENT CARE		1	1	50%	2
CLEVELAND CLINIC FLORIDA LABORATORY			2	100%	2
CVS OH4327POCT PAINESVILLE		2			2
ADVENTHEALTH IMAGING PARTIN SETTLEMENT			2	100%	2
BERKSHIRE MEDICAL CENTER			2	100%	2
FIRST CARE WALK IN CLINIC LLC			2	100%	2
ROYAL PALM PEDIATRICS			2	100%	2
AMICUS MEDICAL CENTER LLC			2	100%	2
BOND COMMUNITY HEALTH CENTER			2	100%	2
CPL LABS			2	100%	2
ADVENT HEALTH - OWASA			2	100%	2
TWIN LAKES REHAB & HEALTHCARE		2			2
JEFFERSON WASHINGTON TOWNSHIP HOSPITAL		2			2
CARE ATC SUN HYDRAULICS TALLAVAST			2	100%	2
A+ URGENT/PRIMARY CARE			2	100%	2
CVS PHARMACY INC DBA CVS/PHARMACY # 10600		2			2
Fox Subacute at Warrington		2			2
REHOBOTH MCKINLEY CHRISTIAN HOSPITAL		2			2
EASTSIDE SPORTS COMPLEX			2	100%	2
Kroger 412 - The Little Clinic Oxford		2			2
APPLECARE VALDOSTA			2	100%	2
CVS OH6185POCT PICKERINGTON		2			2
Imboden Creek Living Center		2			2
GOLISANO PEDIATRICS PORT CHARLOTTE HARBOR		2			2
MEDEXPRESS URGENT CARE -HOWELL US HWY		2			2
Dexter Health Care		2			2
NLC LABS			2	100%	2
CALIFORNIA DIVISION OF COMMUNICABLE DISEASE CONTROL			2	100%	2
SELECT MEDICAL CLINIC			2	100%	2
PORTAGE MEDICAL CENTER			2	100%	2
POINT OF CARE PRIVATE HEALTH MANAGEMENT			2	100%	2
SANTA ROSA COUNTY HEALTH DEPARTMENT			2	100%	2
CLEAR CHOICE MD URGENT CARE			2	100%	2
VA CBOC			2	100%	2
MERCY HEALTH LAB		1	1	50%	2
HOUSTON HEALTH DEPARTMENT - BUREAU OF LABORATORY SERVICES			2	100%	2
BIONIC TECHNOLOGIES CORPORATION			2	100%	2
WALKONCLINIC			2	100%	2
LIFT HEALTH		2			2

COVID-19: testing by laboratory

Data through May 21, 2021 verified as of May 22, 2021 at 09:25 AM

Data in this report are provisional and subject to change.

The numbers in the table below represent the number of Florida and non-Florida residents for whom test results were received by the Department of Health. A person can be tested by more than one laboratory and can have both positive and negative results. **Therefore, the sum of the numbers in each column will be larger than the total number of people tested.**

Reporting lab	Inconclusive	Negative	Positive	Percent positive	Total
DELMAR GARDENS OF O'FALLON		2			2
BMC/JACSONVILLE		1	1	50%	2
Grand Junction VAMC		2			2
MY PHARMACY			2	100%	2
ILLINOIS DEPT OF PUBLIC HEALTH LABS			2	100%	2
ASCENSION ST MICHAEL'S HOSPITAL LAB		1	1	50%	2
ROYAL CARE MEDICAL CENTER			2	100%	2
Douglas County Health Center		2			2
MOUNT ST MARYS HOSPITAL OF NIAGARA FALLS		1	1	50%	2
Essex Center for Rehabilitation and Healthcare		2			2
FKC AMELIA ISLAND DIALYSIS			2	100%	2
ADVOCATE SHERMAN HOSPITAL			2	100%	2
Parkridge Specialty Care		2			2
ST. VINCENT HOSPITAL			2	100%	2
PALM MEDICAL CENTER - PLANT CITY		2			2
RM PHARMACY SERVICES INC		1	1	50%	2
FLAGLER PROFESSIONAL HEALTH CARE SERVICES INC		2			2
VA WNYHCS - Buffalo Division		1	1	50%	2
CHILDREN'S MEDICAL CENTER-EAST ORLANDO			2	100%	2
DOCTOR TODAY URGENT CARE			2	100%	2
TENNESSEE VALLEY HCS			2	100%	2
Walgreens #5065		2			2
SUMMIT URGENT CARE - MARIETTA		2			2
KEY WEST HMA PHYSICIAN MANAGEMENT, LLC			2	100%	2
AZALEA HEALTH AND REHABILITATION		2			2
WELLSTAR SPALDING REGIONAL MEDICAL CENTER		2			2
HAWKEYE CARE CENTER DUBUQUE		2			2
HEALTH GROUP CENTER INC			2	100%	2
FEDERAL CORRECTIONAL INSTITUTION MARIANNA			2	100%	2
Greenfield Health & Rehab Center		2			2
SENDER RETREAT ADULT DAY CARE CENTERS			2	100%	2
SIMMONS			2	100%	2
Village Green Health & Rehabilitation		2			2
Fairview		1	1	50%	2
CONCENTRA - PLANT CITY		2			2
JOHNSON CITY MEDICAL CENTER		1	1	50%	2
Kroger 130 - The Little Clinic Colorado Springs		2			2
COLONIAL HEALTH CARE		1	1	50%	2
BETHESDA HEALTH CARE CENTER		2			2
LAWRENCE GENERAL HOSPITAL			2	100%	2
MOBILE PHLEBOTOMY SERVICES			2	100%	2
UNIVERSITY HOSPITAL OF BROOKLYN		2			2
Kroger 020 - The Little Clinic Wheat Ridge		2			2
SHELBYVILLE HOSPITAL COMPANY		2			2
PHYSICIANS PREMIER			2	100%	2
JUST BELIEVE RECOVERY CENTER			2	100%	2
MEDEXPRESS URGENT CARE - SOUTH CHARLESTON		2			2

COVID-19: testing by laboratory

Data through May 21, 2021 verified as of May 22, 2021 at 09:25 AM

Data in this report are provisional and subject to change.

The numbers in the table below represent the number of Florida and non-Florida residents for whom test results were received by the Department of Health. A person can be tested by more than one laboratory and can have both positive and negative results. **Therefore, the sum of the numbers in each column will be larger than the total number of people tested.**

Reporting lab	Inconclusive	Negative	Positive	Percent positive	Total
SACRED HEART HOSPITAL ON THE EMERALD			2	100%	2
WOODHILLS LABS			2	100%	2
WILLOWBROOKE CT AT LIMA ESTATES		2			2
Fairhaven Retirement Community		2			2
COLONIAL VILLA GOOD SAMARITAN CENTER		2			2
JACOBO N LAMA, MD PA		2			2
Durham VAMC		2			2
STATE OF FLORIDA			2	100%	2
KIDS CARE PEDIATRICS			2	100%	2
PM PEDIATRICS OF BAYSIDE PLLC - HOPEWELL JUNCTION		2			2
AMERICAN FAMILY CARE URGENT CARE		1	1	50%	2
ManorCare Rehab Center of Marietta		2			2
LAS PALMAS MEDICAL CENTER			2	100%	2
INDIANA STATE DEPARTMENT OF HEALTH LAB			2	100%	2
COBLESKILL REGIONAL HOSPITAL		2			2
BROOKS -TLC HOSPITAL SYSTEM			2	100%	2
Kroger 667 - The Little Clinic Litchfield Park		2			2
GOOD PEDIATRICS			2	100%	2
REGIONS HOSPITAL LABORATORY			2	100%	2
FLORIDA MENTOR FAULKNER GROUP HOME			2	100%	2
HCR MANOR CARE SERVICES OF FLORIDA III INC		2			2
FALMOUTH HOSPITAL		1	1	50%	2
PHYSICIANS ASSOCIATES PA			2	100%	2
CHESTERFIELD HEALTHCARE GROUP, INC		2			2
SUNSHINE PHARMACY		2			2
BAYCARE OUTREACH LAB			2	100%	2
DESERT HOSPITAL/CPHU CLINICAL LABORATORY			2	100%	2
DELAWARE DIVISION OF PUBLIC HEALTH			2	100%	2
SENECA HEALTH CARE CENTER		2			2
SOUTHERN SPRINGS HEALTH CARE		2			2
LAKEVIEW HEALTH CARE SYSTEM LLC			2	100%	2
FLORIDA SCHOOL FOR THE DEAF & BLIND			2	100%	2
AMERICAN MEDICAL LABORATORIES			2	100%	2
JFK MEDICAL CENTER LABORATORY DEPT		2			2
PRIMARY CARE SERVICES AT WESTMINSTER V		2			2
ADVANCED MEDICAL OF FLORIDA			2	100%	2
DMC UNIVERSITY LABORATORIES		1	1	50%	2
STUDENT HEALTH SERVICES			2	100%	2
WEST HOUSTON MEDICAL CENTER			2	100%	2
TRUE HEALTH INC			2	100%	2
AMERICAN LAB LLC		1	1	50%	2
SUNCOAST BLOOD BANK			2	100%	2
CVS LA1116POCT BATON ROUGE		1	1	50%	2
SHELL POINT HOME HEALTH			2	100%	2
KIVA AT MOUNT DORA			2	100%	2
ROPER HOSPITAL			2	100%	2
Kroger 619 - The Little Clinic Hendersonville Indian Lake		2			2

COVID-19: testing by laboratory

Data through May 21, 2021 verified as of May 22, 2021 at 09:25 AM

Data in this report are provisional and subject to change.

The numbers in the table below represent the number of Florida and non-Florida residents for whom test results were received by the Department of Health. A person can be tested by more than one laboratory and can have both positive and negative results. **Therefore, the sum of the numbers in each column will be larger than the total number of people tested.**

Reporting lab	Inconclusive	Negative	Positive	Percent positive	Total
RAPID MD			2	100%	2
MCLAREN REGIONAL MEDICAL CENTER			2	100%	2
MINUTECLINIC DIAG OF IND, LLC #4368		2			2
UNM SANDOVAL REGIONAL MEDICAL CENTER		2			2
ST JOSEPH'S HOSPITAL INC			2	100%	2
MIDWAY UNIVERSITY STUDENT HEALTH CLINIC		2			2
Cottage of the Shoals		2			2
WEST FLORIDA MEDICAL ASSOCIATES, PA			2	100%	2
Pinnacle Assisted Living			2	100%	2
LEE PHYSICIAN GROUP FAMILY MEDICINE AT BABCOCK		2			2
CVS AZ9277POCT TUCSON		2			2
CAROLINAS HEALTHCARE SYSTEM LAB			2	100%	2
Fairlane Gardens Nursing and Rehab at Reading		2			2
PHYSICIANS URGENT CARE PLLC		2			2
Parkview Care and Rehabilitation Center		2			2
Macon Valley Nursing and Rehabilitation Center		2			2
Manorcare Health Services - Williamsport South		2			2
Kroger 407 - The Little Clinic Lexington		1	1	50%	2
Kroger 328 - The Little Clinic Henderson Road		2			2
NORTHEAST GEORGIA HEALTH SYSTEM			2	100%	2
MISSION HOSPITAL REGIONAL MEDICAL CENTER			2	100%	2
NYU LANGONE HUNTINGTON MEDICAL GROUP		2			2
Kroger 853 - The Little Clinic East Broad Street		2			2
CVS MI8287POCT MACOMB		2			2
CREATIVE HEALTH CENTER			2	100%	2
Tidelands Health Rehabilitation Hospital			2	100%	2
UNIVERSITY OF MARYLAND PATHOLOGY ASSOCIATES			2	100%	2
WOODLAND VILLAGE HEALTHCARE CENTER		2			2
AEGIS MEDICAL GROUP LLC			2	100%	2
CARLE FOUNDATION HOSPITAL LABORATORY			2	100%	2
CIRRUS DX			2	100%	2
WILCOX MEDICAL CENTER-ALMA COLLEGE		2			2
HEALTH NETWORK LAB			2	100%	2
UNIVERSITY OF MIAMI MEDICINE CLINIC DRI			2	100%	2
LABRADOR PRIMARY CARE CENTER			2	100%	2
WARD MEMORIAL HOSPITAL		2			2
TRINITY DIALYSIS			2	100%	2
EXPERTUS LABORATORIES, INC.			2	100%	2
Aston Park Health Care Facility		2			2
HOLY TRINITY PHARMACY LLC		2			2
Hartwell Health and Rehabilitation		2			2
TANNER MEDICAL CENTER VILLA RICA		2			2
HMH HOSPITALS CORPORATION		2			2
MEDCARE		2			2
WELLSTREET - SADDLEBROOK		2			2
SHERIDAN AT HOBE SOUND, THE			2	100%	2
Tuscola County Medical Care Community		2			2

COVID-19: testing by laboratory

Data through May 21, 2021 verified as of May 22, 2021 at 09:25 AM

Data in this report are provisional and subject to change.

The numbers in the table below represent the number of Florida and non-Florida residents for whom test results were received by the Department of Health. A person can be tested by more than one laboratory and can have both positive and negative results. **Therefore, the sum of the numbers in each column will be larger than the total number of people tested.**

Reporting lab	Inconclusive	Negative	Positive	Percent positive	Total
THE HOSPITAL OF PROVIDENCE EMERGENCY ROOM			2	100%	2
MINUTECLINIC DIAGNOSTIC OF KANSAS, PC		2			2
MEDICAL WEST FREE STANDING ER		2			2
ADVENT HEALTH CENTRAL TEXAS		1	1	50%	2
INNOVATIVE CARE II LLC			2	100%	2
AHC Forest cove		2			2
ALLSTATE HEALTH SERVICES, INC		2			2
Kroger 596 - The Little Clinic Brentwood		2			2
MIRAMAR KIDNEY CENTER		1	1	50%	2
SKY LAKES MEDICAL CENTER		2			2
ONTARIO COUNTY PUBLIC HEALTH		2			2
First Care Living Center/Essentia Health			2	100%	2
Manorcare Health Services West Reading North		2			2
Robert Cranfield			2	100%	2
PUBLIX PHARMACY #1092		2			2
HAMPTON VAMC		2			2
Kroger 745 - The Little Clinic Somerset		2			2
HANOVER ENDOSCOPY CENTER		2			2
ADVENTHEALTH CENTRA CARE POINCIANA			2	100%	2
TEMPLE UNIVERSITY HOSPITAL			2	100%	2
SIGNATURE CARE LEWISVILLE-EMERGENCY CENTER		1	1	50%	2
COLD SPRING HILLS CENTER FOR NURSING A		2			2
FRESENIUS KIDNEY CARE SOUTH ST PETERSBURG			2	100%	2
MATHER HOSPITAL			2	100%	2
FALCON HEALTH CENTER			2	100%	2
VIRGINIA DEPT OF HEALTH OFFICE OF EPIDEMIOLOGY			2	100%	2
DEL SOL MEDICAL CENTER			2	100%	2
Kroger 687 - The Little Clinic Sugar Hill		1	1	50%	2
LIFETIME FAMILY URGENT CARE			2	100%	2
KJ MEDICAL PRACTICE PC		2			2
PREVENTIVE HEALTH PARTNERS I L S C		2			2
BRENTWOOD AT FORE RANCH			2	100%	2
ALBUQUERQUE - AMG SPECIALTY HOSPITAL		2			2
Chesapeake Shores - Signature HealthCare LLC		2			2
DURAND SENIOR CARE & REHAB CENTER		2			2
NATIONWIDE LABORATORY SERVICES		1	1	50%	2
Kroger 739 - The Little Clinic La Grange Road		2			2
SUNBRIDGE CARE & REHAB FOR DECATUR		2			2
OAKMONT EAST- GREENVILLE SC, LLC		2			2
NEMOURS CHILDREN'S PRIMARY CARE OF VERO BEACH			2	100%	2
FLORIDA PRIMARY CARE CENTER PA		2			2
UHEALTH CARDIOLOGY			2	100%	2
STITCHES ACUTE CARE CENTER OF CHEYENNE			2	100%	2
CHAPPEL GROUP RESEARCH, THE		2			2
HENRY FORD WEST BLOOMFIELD HOSPITAL			2	100%	2
AMERIHEALTH QUICK CARE		2			2
HUMILITY OF MARY HEALTH PARTNERS			2	100%	2

COVID-19: testing by laboratory

Data through May 21, 2021 verified as of May 22, 2021 at 09:25 AM

Data in this report are provisional and subject to change.

The numbers in the table below represent the number of Florida and non-Florida residents for whom test results were received by the Department of Health. A person can be tested by more than one laboratory and can have both positive and negative results. **Therefore, the sum of the numbers in each column will be larger than the total number of people tested.**

Reporting lab	Inconclusive	Negative	Positive	Percent positive	Total
URGENT CARE OF COASTAL GEORGIA			2	100%	2
BIOHEALTH MEDICAL LAB INC			2	100%	2
EXPRESSCARE OF WESTMINSTER			2	100%	2
Kroger 762 - The Little Clinic Clarksville		2			2
Sevierville Health and Rehabilitation		2			2
OELWEIN HEALTH CARE CENTER		2			2
TRINITAS REGIONAL MEDICAL CENTER		1	1	50%	2
INTEAM HEALTH, INC.			2	100%	2
REDMOND REGIONAL MEDICAL CENTER		1	1	50%	2
RENFREW CENTERS INC		2			2
Advanced Rehabilitation and Healthcare of Wichita Falls		2			2
PROVIDENCE MEDICAL GROUP SHERWOOD IMMEDIATE CARE		2			2
Walgreens #12427		1	1	50%	2
ACORN ESTATES		2			2
BENEVA LAKES ASSISTED LIVING CENTER			2	100%	2
HEALTH CARPENTER PLLC		2			2
NEMOURS CHILDREN'S PRIMARY CARE THE VILLAGES		2			2
PREMIER FAMILY CARE I, INC			2	100%	2
SOUTHERN OHIO MEDICAL CENTER			2	100%	2
MC MEDICAL			2	100%	2
COLUMBIA COTTAGE		2			2
SPECIALTY LABORATORIES			2	100%	2
OUR LADY OF THE LAKE REGIONAL MEDICAL CENTER			2	100%	2
DOCTOR'S IN-HOUSE LAB/COMMUNITY HEALTH CENTERS OF PINELLAS - JOHNNIE R			2	100%	2
MEDEXPRESS URGENT CARE - WICHITA, N MAIZE RD		1	1	50%	2
PM PEDIATRICS OF SELDEN, PLLC		2			2
BAYLOR SCOTT & WHITE ALL SAINTS MEDICAL CENTER FT			2	100%	2
HARTFORD HEALTH CARE & REHABILITATION			2	100%	2
OXLEY PARK HEALTH & REHAB		2			2
Warren Center for Rehabilitation and Nursing		2			2
EVANS FAMILY CARE PA			2	100%	2
ECHCS - Jewell Clinic		2			2
PEDIATRIC ASSOCIATES OF JULINGTON CREEK			2	100%	2
Kroger 356 - The Little Clinic Middletown		2			2
SIMON MED IMAGING - OCOEE II		2			2
MERCY MEDICAL CENTER INC		1	1	50%	2
ANDERSON COUNTY HOSPITAL			2	100%	2
PEACEHEALTH CENTRAL		2			2
ROBERTS WESLEYAN COLLEGE HEALTH CENTE		2			2
VA Long Beach HCS		2			2
SHANDS JACKSONVILLE CLINICAL CENTER		1	1	50%	2
PTC LABORATORIES			2	100%	2
MINUTECLINIC MINUTECLINIC #4978		1	1	50%	2
WARE EXPRESS CARE			2	100%	2
WALGREENS #05432		2			2
DEVLAB, LLC			2	100%	2
Life Care Center of Elyria		2			2

COVID-19: testing by laboratory

Data through May 21, 2021 verified as of May 22, 2021 at 09:25 AM

Data in this report are provisional and subject to change.

The numbers in the table below represent the number of Florida and non-Florida residents for whom test results were received by the Department of Health. A person can be tested by more than one laboratory and can have both positive and negative results. **Therefore, the sum of the numbers in each column will be larger than the total number of people tested.**

Reporting lab	Inconclusive	Negative	Positive	Percent positive	Total
Robert J Dole VAMC		2			2
DAVENPORT PEDIATRICS CLERMONT			2	100%	2
Piney Grove Nursing and Rehabilitation Center		2			2
BELLIN HOSPITAL			2	100%	2
CITRUS DERMATOLOGY			2	100%	2
Bethel Lutheran Home		2			2
Veterans Health Administration-Public Health Reference Laboratory		1	1	50%	2
CHRISTUS SPOHN HOSPITAL			2	100%	2
BLOSSOMS ASSISTED LIVING 1 LLC			2	100%	2
Kroger 096 - The Little Clinic Orchard and Holly		2			2
St. Luke's Care Center		2			2
EXPRESS CARE WALK-IN CLINIC			2	100%	2
Kroger 647 - The Little Clinic Newnan Crossings		1	1	50%	2
WE CARE HOME HEALTH SOLUTIONS LLC			2	100%	2
REHAB SOUTH FLORIDA LLC			2	100%	2
EASTLAKE MEDICAL CENTER		2			2
CQUENTIA NGS, LLC			2	100%	2
GSM OCED Subsection			2	100%	2
VOLUNTEERS OF AMERICA OF FLORIDA			2	100%	2
UNITED PHYSICIAN GROUP FAMILY MEDICINE OF HAMPTON		2			2
NORTON IMMEDIATE CARE CENTER - PRESTON			2	100%	2
TEXAS HEALTH CARE			2	100%	2
Henry County Health and Rehabilitation		2			2
PRECISION DIAGNOSTIC INC		2			2
MOBILE HEALTH LABS LLC			2	100%	2
BAYFRONT CARDIOVASCULAR ASSOCIATES		1	1	50%	2
Green Mountain Nursing and Rehabilitation		2			2
QUALITY URGENT CARE CENTER		1	1	50%	2
AMERICAN RESEARCH CENTERS OF FLORIDA			2	100%	2
ORLANDO LUTHERAN TOWERS		1	1	50%	2
TMH EC NORTHEAST LABORATORY			2	100%	2
CORNELIA REDDY URGENT CARE		2			2
SWIFT CREEK HEALTH CENTER AT THE TEMPL		2			2
CHNJ		2			2
SCIENTIFIC LABORATORY COMPANY		2			2
HAILE MEDICAL GROUP PA		2			2
Lenawee Medical Care Facility		2			2
ANNE ARUNDEL MEDICAL CENTER			2	100%	2
ManorCare Health Services Peters Township		2			2
OUR LOVING HANDS COMPANION SERVICE LLC		2			2
WALGREENS #13605		2			2
ORLANDO DIALYSIS		1	1	50%	2
BARDMOOR EMERGENCY CARE CENTER			2	100%	2
HOLY FAMILY MEDICAL CENTER		1	1	50%	2
FLORIDA SPINE AND PAIN SPECIALISTS		2			2
BOSTON PUBLIC HEALTH COMMISSION			2	100%	2
ABSOLUTE CAREGIVERS HOME HEALTH AGENCY INC			2	100%	2

COVID-19: testing by laboratory

Data through May 21, 2021 verified as of May 22, 2021 at 09:25 AM

Data in this report are provisional and subject to change.

The numbers in the table below represent the number of Florida and non-Florida residents for whom test results were received by the Department of Health. A person can be tested by more than one laboratory and can have both positive and negative results. **Therefore, the sum of the numbers in each column will be larger than the total number of people tested.**

Reporting lab	Inconclusive	Negative	Positive	Percent positive	Total
HERITAGE VILLAGE REHAB & SKILLED NURSI		2			2
MEDEXPRESS URGENT CARE - LINCOLN		2			2
HEALTH NETWORK			2	100%	2
ST ANTHONY COMMUNITY HOSPITAL LAB		1	1	50%	2
OSF SAINT FRANCIS MEDICAL CENTER			2	100%	2
Highland Rehabilitation and Nursing Center		2			2
OAKBRIDGE TERRACE AT SAE			2	100%	2
BUCKINGHAM PAVILION INC		2			2
Workmens Circle Multicare Center		2			2
NIAGARA APOTHECARY INC		2			2
SENTARA NORFOLK GENERAL HOSPITAL			2	100%	2
AFC PHYSICIANS OF FLORIDA, PA			2	100%	2
KETTERING MEDICAL CENTER			2	100%	2
ASSOCIATES IN INTERNAL MEDICINE PA			2	100%	2
VITAL CARE CLINIC, LLC			2	100%	2
LEHIGH MEDICAL AND RESEARCH CENTER, INC			2	100%	2
Kroger 686 - The Little Clinic Farragut		2			2
GUARDIAN HOME CARE OF CENTRAL GEORGIA		2			2
SOUTH DAKOTA DEPARTMENT OF HEALTH		2			2
MID-FLORIDA HEMATOLOGY AND ONCOLOGY CENTERS		2			2
WALGREENS NO 10512		1	1	50%	2
ACN PHYSICIANS GROUP CORP			2	100%	2
Luther Acres Manor		2			2
Walgreens #7156			2	100%	2
MEASE MANOR MEMORY CARE		2			2
CLEMENT J ZABLOCKI VAMC		2			2
ALABAMA REFERENCE LAB			2	100%	2
PruittHealth Lakehaven		2			2
EXCUSED ABSENCE PLLC		2			2
UNITY LONGPOND		2			2
RIVER CITY MEDICAL ASSOCIATES, INC			2	100%	2
BAPTIST HEALTH MEDICAL PLAZA			2	100%	2
DALLAS MEDICAL CENTER			2	100%	2
ONSLOW COUNTY HEALTH DEPARTMENT			2	100%	2
CENTRAL FLORIDA FAMILY HEALTH CENTER		2			2
Walgreens #9890		2			2
PEACE RIVER MEDICAL CENTER		2			2
Buena Vista Care Center		2			2
SCHEURER HOSPITAL		2			2
BAPTIST HEALTH LEXINGTON			2	100%	2
AMEDISYS HOME HEALTH OF GREENVILLE			2	100%	2
GOLDSTEIN			2	100%	2
THE FOUNTAIN AT BOCA CIEGA BAY		2			2
INTERMOUNTAIN MEDICAL CENTER			2	100%	2
PIEDMONT MOUNTAINSIDE HOSPITAL LABORAT		2			2
MEMORIAL HOSPITAL WEST			2	100%	2
JENNIE STUART MEDICAL CENTER			2	100%	2

COVID-19: testing by laboratory

Data through May 21, 2021 verified as of May 22, 2021 at 09:25 AM

Data in this report are provisional and subject to change.

The numbers in the table below represent the number of Florida and non-Florida residents for whom test results were received by the Department of Health. A person can be tested by more than one laboratory and can have both positive and negative results. **Therefore, the sum of the numbers in each column will be larger than the total number of people tested.**

Reporting lab	Inconclusive	Negative	Positive	Percent positive	Total
CARENOW LENEXA			2	100%	2
Kroger 101 - The Little Clinic Hill Top		2			2
DAYTONA BEACH CENTRA CARE			2	100%	2
HEALTH & REHAB CTR AT DOLPHINS VIEW, THE			2	100%	2
Southern Pines Healthcare Center		1	1	50%	2
Glenburn Home		2			2
DOWN HOME MEDICAL			2	100%	2
VENETIAN GARDENS		2			2
PATIENT FIRST-BATTLEFIELD			2	100%	2
LAREDO EMERGENCY ROOM			2	100%	2
POMONA VALLEY COMMUNITY HOSPITAL			2	100%	2
THOMASVILLE REGIONAL MEDICAL CENTER		2			2
SECOND STREET GROUP HOME		2			2
FLORIDA MEDICAL CLINIC PA PATEL CW		1	1	50%	2
MID AMERICA CLINICAL LABS			2	100%	2
CAREWELL JW - WORCESTER LNC			2	100%	2
GIGI WOOD DAVIS DO-FAMILY MEDICINE		2			2
STARR CITY OF ROMA COMMUNITY CENTER			2	100%	2
MEMORIAL HOSPITAL OF CARBONDALE			2	100%	2
HAMILTON CHD		2			2
ELITE MEDICAL LABORATORY SOLUTIONS LLC			2	100%	2
EXPRESS CARE OF THE SHOALS		1	1	50%	2
STARR COUNTY MEMORIAL HOSPITAL			2	100%	2
Kroger 550 - The Little Clinic Bellevue		2			2
TEXAS HEALTH ARLINGTON MEMORIAL HOSPITAL			2	100%	2
ULTIMATE KIDNEY CARE			2	100%	2
FAST AID URGENT CARE			2	100%	2
LP Marietta II, LLC		2			2
GULF COAST REGIONAL MEDICAL CARE		2			2
IN AND OUT URGENT CARE			2	100%	2
MEDEXPRESS URGENT CARE - ROSS TOWNSHIP		2			2
PRECISION CLINICAL RESEARCH			2	100%	2
UNIVERSITY OF TEXAS AT EL PASO, THE			2	100%	2
VANAYER HEALTHCARE AND REHAB CENTER		2			2
SOUTH HILLSBOROUGH CBOC			2	100%	2
NORTH MANATEE HEALTH CARE CENTER			2	100%	2
PEACE RIVER CENTER CRISIS STABILIZATION UNIT		1	1	50%	2
WISCONSIN STATE LABORATORY OF HYGIENE		1	1	50%	2
BAPTIST HOSPITAL INTERNAL MEDICINE GULF BREEZE			2	100%	2
VA Boston HCS-Brockton Division		2			2
MARTINSBURG VAMC		2			2
PEDIATRIC HEALTH CARE		1	1	50%	2
PHYSICIANS LABORATORY SERVICES			2	100%	2
Northpoint Lexington Healthcare		1	1	50%	2
PANCARE HEALTH - SNEADS ELEMENTARY			2	100%	2
PALMS OF FT MYERS,THE			2	100%	2
URGENT CARE AND SURGERY CENTER			2	100%	2

COVID-19: testing by laboratory

Data through May 21, 2021 verified as of May 22, 2021 at 09:25 AM

Data in this report are provisional and subject to change.

The numbers in the table below represent the number of Florida and non-Florida residents for whom test results were received by the Department of Health. A person can be tested by more than one laboratory and can have both positive and negative results. **Therefore, the sum of the numbers in each column will be larger than the total number of people tested.**

Reporting lab	Inconclusive	Negative	Positive	Percent positive	Total
WyndRidge Health & Rehabilitation		2			2
GOSHEN HOSPITAL			2	100%	2
MEDEXPRESS URGENT CARE - OMAHA N 72 ST		2			2
SUDARSAN KAMISSETTY MD PA			2	100%	2
MERCY CONVENIENT CARE			2	100%	2
Kroger 777 - The Little Clinic Shelbyville		1	1	50%	2
LEESBURG DIALYSIS CENTER		1	1	50%	2
CLEAR LAKE REGIONAL MEDICAL CENTER			2	100%	2
STEELFUSION/RJ LEE GROUP LABORATORY			2	100%	2
UPS			2	100%	2
ADVENTHEALTH MEDICAL GROUP COLORECTAL SURGERY AT		2			2
MONICE DR.			2	100%	2
LITTLE FALLS HOSPITAL LABORATORY		2			2
SARASOTA MEMORIAL MEDICAL URGENT CARE CENTER			2	100%	2
BETHESDA HOSPITAL			2	100%	2
MD NOW URGENT CARE MEDICAL CENTERS INC			2	100%	2
OAKMONT WEST- GREENVILLE SC		2			2
Walgreens #19019		2			2
VETERANS AFFAIRS MEDICAL CENTER - GREATER LOS ANGELES			2	100%	2
ADVAGENIX			2	100%	2
INA		1	1	50%	2
SPRING HILL REGIONAL HOSPITAL			2	100%	2
MOBILE COUNTY HEALTH DEPARTMENT		1	1	50%	2
INTEGRITY CLINICAL RESEARCH CENTER INC		1	1	50%	2
Kingston of Miamisburg		2			2
ATHENA CARE RESOURCES LLC		2			2
MEMORIAL SLOAN KETTERING CANCER CENTER		1	1	50%	2
WEAKLEY COUNTY REHAB AND NURSING CENTER		2			2
RAPID URGENT CARE - ALBANY			2	100%	2
AGILE URGENT CARE			2	100%	2
SYNEOS HEALTH			2	100%	2
ADVANTA ANALYTICAL LABORATORIES			2	100%	2
CVS NE8626POCT LINCOLN		2			2
CVS M05724POCT KANSAS CITY		2			2
MEDEXPRESS URGENT CARE - LINCOLN VILLA		2			2
RMC BROOKHOLLOW MED AESTHETICS INC		2			2
BIOMAT USA			2	100%	2
VALLEY BAPTIST MEDICAL CENTER: BROWNSVILLE			2	100%	2
LUTHERAN SERVICES FLORIDA INC		1	1	50%	2
Winer Haven Health and Rehabilitation Center		2			2
PM PEDIATRICS OF BAYSIDE PLLC - BELLER		2			2
TRICORE REFERENCE LABORATORY		1	1	50%	2
NEMOURS CHILDRENS PRIMARY CARE CLERMONT			2	100%	2
HERITAGE CARE AND REHABILITATION CENTE		2			2
Cortland Acres Association		2			2
DIGESTIVE DISEASE CARE PC		2			2
GRANDVIEW COLLEGE STUDENT HEALTH CENTE		2			2

COVID-19: testing by laboratory

Data through May 21, 2021 verified as of May 22, 2021 at 09:25 AM

Data in this report are provisional and subject to change.

The numbers in the table below represent the number of Florida and non-Florida residents for whom test results were received by the Department of Health. A person can be tested by more than one laboratory and can have both positive and negative results. **Therefore, the sum of the numbers in each column will be larger than the total number of people tested.**

Reporting lab	Inconclusive	Negative	Positive	Percent positive	Total
WALGREENS #05018		2			2
MEDEXPRESS URGENT CARE - RUSSELLVILLE, W MAIN ST		2			2
UNIVERSITY MEDICAL CENTER OF SOUTHERN NEVADA (UMCSN)			2	100%	2
BERNHARDT LABORATORIES INC			2	100%	2
PRIMARY CARE SERVICES AT EDGEWATER		2			2
UMHC HOLLYWOOD LABORATORY			2	100%	2
EUROFINS CENTRAL LABORATORY, LLC		2			2
MEDEXPRESS URGENT CARE - CONWAY		2			2
INTERNAL MEDICINE SPECIALISTS MEDICAL GROUP, PA		2			2
NORTHSIDE FAMILY MEDICINE AND URGENT CARE (EAST COBB)		2			2
MEDEXPRESS URGENT CARE - DERBY N ROCK		2			2
Kroger 518 - The Little Clinic Hermitage		2			2
BAYLOR COLLEGE OF MEDICINE			2	100%	2
METHODIST MANSFIELD MEDICAL CENTER			2	100%	2
ALL PEDIATRIC CARE PA			2	100%	2
EXPRESS CARE OF LEESBURG			2	100%	2
CAROLINA BAY HEALTHCARE CTR OF WILMING		2			2
WALGREENS #10495		2			2
FLORIDA MEDICAL CLINIC IM LUTz			2	100%	2
STANKUS FAMILY CARE		1	1	50%	2
PALOS COMMUNITY HOSPITAL LABORATORY			2	100%	2
ST VINCENT'S AMBULATORY CARE INC			2	100%	2
HEAD 2 TOE PEDIATRICS, PLLC		1	1	50%	2
DALLAS BAPTIST UNIVERSITY - HEALTH SERVICES			2	100%	2
VA Central California HCS		2			2
EMORY DECATUR HOSPITAL - EMORY MEDICAL		2			2
CPL INC/BSSC PATHOLOGY		2			2
SHORE MEDICAL CENTER		2			2
LOURDES-NOREEN MCKEEN RESIDENCE□			2	100%	2
WALGREENS # 04626		1	1	50%	2
PALM BEACH DIABETES & ENDOCRINE SPECIALISTS PA			2	100%	2
AVERA MEDICAL GROUP			2	100%	2
NEW YORK PSYCHIATRIC INSTITUTE		2			2
ADVENTHEALTH EAST ORLANDO EMPLOYEE CLINIC		2			2
SUMMERFIELD RETIREMENT LIVING, INC			2	100%	2
WHITESANDS OUTPATIENT TREATMENT		2			2
SUMMIT URGENT CARE PS			2	100%	2
ACKERMAN CANCER CENTER		2			2
PIEDMONT URGENT CARE - CONYERS		2			2
TMH PHYSICIAN PARTNERS PERRY		2			2
PLASMA MED RESEARCH DBA		2			2
MARCO ISLAND HOSPITAL INC D/B/A		1	1	50%	2
CEDARS-SINAI MEDICAL CENTER			2	100%	2
PROSPECT URGENT CARE			2	100%	2
STATCARE URGENT AND WALK-IN			2	100%	2
BROOKDALE PALM BEACH GARDENS			2	100%	2
The Grand Rehabilitation & Nursing Utica		2			2

COVID-19: testing by laboratory

Data through May 21, 2021 verified as of May 22, 2021 at 09:25 AM

Data in this report are provisional and subject to change.

The numbers in the table below represent the number of Florida and non-Florida residents for whom test results were received by the Department of Health. A person can be tested by more than one laboratory and can have both positive and negative results. **Therefore, the sum of the numbers in each column will be larger than the total number of people tested.**

Reporting lab	Inconclusive	Negative	Positive	Percent positive	Total
St. Cloud VA Health Care System		2			2
WillowBrooke Court at Westminster Village		2			2
POPLAR HEALTHCARE			2	100%	2
METHODIST SPECIALTY CARE CENTER		2			2
ASHLEY PEDIATRICS			2	100%	2
GERM BUSTERS 911 LLC			2	100%	2
Absolut Care at Three Rivers		2			2
CLINICAL REFERENCE LABORATORY, INC		2			2
FLORIDA DEPARTMENT OF HEALTH IN ESCAMBIA COUNTY		1	1	50%	2
LILY PHARMACY		2			2
CRESTVIEW CLINICAL LABORATORY			2	100%	2
POLK PEDIATRICS		1	1	50%	2
CARE NOW DENTON			2	100%	2
MEDEXPRESS URGENT CARE - BENTON		2			2
CARE 365			2	100%	2
INTERNAL MEDICINE ASSOCIATES-DUNELLON			2	100%	2
OSF SAINT FRANCIS MEDICAL CENTER LABORATORY			2	100%	2
UF KANAPAHA LAB BEAKER		2			2
Harris Hill Nursing Facility		2			2
WEST VIRGINIA LABORATORIES			2	100%	2
LAKE SUCCESS EXTENDED CARE		2			2
SETON HILL UNIVERSITY		2			2
MEDICAL CITY LAS COLINAS			2	100%	2
MEDEXPRESS URGENT CARE - SPRINGFIELD, COOLEY ST		2			2
MCCALLIE SCHOOL-STUDENT HEALTH CENTER		2			2
FLORIDA MEDICAL CLINIC RADIOLOGY DALE MABRY		2			2
BAYMEADOWS PRIMARY CARE		2			2
OAKS AT AVON,THE		2			2
ROCKWALL URGENT CARE			2	100%	2
PIEDMONT WALTON HOSPITAL		2			2
MICARE CLINC			2	100%	2
PM PEDIATRICS OF BAYSIDE, PLLC - RIVE		2			2
CRAWFORD COUNTY CARE CENTER		2			2
BROOKSVILLE DIALYSIS			2	100%	2
EXCELTOX LABORATORIES LLC		2			2
TEQUESTA FAMILY MEDICAL CENTER LLC			2	100%	2
Brown Memorial Home		2			2
NEW YORK UNIVERSITY MEDICAL CENTER			2	100%	2
UNIVERSITY OF VERMONT MEDICAL CENTER			2	100%	2
LEXINGTON PLACE			2	100%	2
SPARTANBURG REGIONAL MEDICAL CENTER			2	100%	2
Port Orange Nursing And Rehab Center			2	100%	2
MINERS COLFAX MEDICAL CENTER		2			2
MEDEXPRESS URGENT CARE, MOSSIDE		2			2
Beth Sholom Home of Eastern Virginia		1	1	50%	2
ATVIVO LLC		2			2
METROHEALTH SYSTEM			2	100%	2

COVID-19: testing by laboratory

Data through May 21, 2021 verified as of May 22, 2021 at 09:25 AM

Data in this report are provisional and subject to change.

The numbers in the table below represent the number of Florida and non-Florida residents for whom test results were received by the Department of Health. A person can be tested by more than one laboratory and can have both positive and negative results. **Therefore, the sum of the numbers in each column will be larger than the total number of people tested.**

Reporting lab	Inconclusive	Negative	Positive	Percent positive	Total
CVS AZ9273POCT TUCSON			2	100%	2
RAPID MEDLAB (002MO)		2			2
AMERICAN MOLECULAR LABORATORIES			2	100%	2
COVANCE			2	100%	2
PHOEBE BERKS HEALTH CARE CENTER		2			2
APPLING NURSING & REHABILITATION PAVIL		2			2
PROFESSIONAL DIALYSIS CENTER			2	100%	2
MEDEXPRESS URGENT CARE - BROOKHAVEN		2			2
MINUTE CLINIC DIAGNOSTICS OF IN, LLC #6252		2			2
MORSELIFE HOME CARE INC			2	100%	2
CROSSROADS			2	100%	2
Jacob's Creek Nursing and Rehabilitation Center		2			2
CARELINE PHARMACY AND HEALTHCARE SERVICES		1	1	50%	2
Covington Care Nursing and Rehabilitation		2			2
Garden Care Center		2			2
MAYO CLINIC GROUP PRACTICE LABORATORY			2	100%	2
CROSSTOWN PHARMACY		2			2
GILA REGIONAL MEDICAL CENTER		2			2
NEXTCARE DOBSON			2	100%	2
OHSU LABORATORY SERVICES		2			2
RAINY LAKE MEDICAL CENTER			2	100%	2
ACCELERATED URGENT CARE		2			2
TALLAHASSEE MEMORIAL HEALTHCARE FAMILY MED RESIDENCY			2	100%	2
INTEGRATED REGIONAL LABS			2	100%	2
STUART SURGERY CENTER, LLC			2	100%	2
BIRMINGHAM INTERNAL MEDICINE ASSOCIATE		1	1	50%	2
PATIENT FIRST - WOODBURY		2			2
ORCHARD LABORATORIES			2	100%	2
DUBOIS CONTINUUM OF CARE COMMUNITY INC		2			2
FIRSTCHOICE FAMILY CARE, PLLC		2			2
ALL CHILDRENS PEDIATRIC CLINIC			2	100%	2
CAPE FEAR VALLEY MEDICAL CENTER			2	100%	2
MAGNOLIA ADULT, LLC			2	100%	2
VA Outpatient Dental Facility		1	1	50%	2
EXPRESS PHARMACY INC		1	1	50%	2
AHC PARIS		2			2
MEDEXPRESS URGENT CARE-MT PLEASANT		1	1	50%	2
BOCA RATON REGIONAL HOSPITAL INC			2	100%	2
WELL-KEY URGENT CARE SEVIERVILLE			2	100%	2
JRS LABORATORY			2	100%	2
Bedford Care Center of Hattiesburg		2			2
Kroger 400 - The Little Clinic Hartley Bridge Rd		1	1	50%	2
Arbors at Gallipolis		2			2
AYASS BIOSCIENCE LLC			2	100%	2
MAINE CENTER FOR DISEASE CONTROL AND PREVENTION			2	100%	2
ABRAKIDABRA PEDIATRIC CLINIC LLC			2	100%	2
HEARTLAND REGIONAL MEDICAL CENTER		1	1	50%	2

COVID-19: testing by laboratory

Data through May 21, 2021 verified as of May 22, 2021 at 09:25 AM

Data in this report are provisional and subject to change.

The numbers in the table below represent the number of Florida and non-Florida residents for whom test results were received by the Department of Health. A person can be tested by more than one laboratory and can have both positive and negative results. **Therefore, the sum of the numbers in each column will be larger than the total number of people tested.**

Reporting lab	Inconclusive	Negative	Positive	Percent positive	Total
ABSOLUTE QUICK CARE		1	1	50%	2
HIGHLAND PARK LAKEWOOD PRESTON HOLLOW			2	100%	2
NORTHSIDE FAMILY MEDICINE AND URGENT CARE (CUMMING)		2			2
BAPTIST HEALTH PRIMARY CARE HOMESTEAD			2	100%	2
BLACKBAG DIGITAL HEALTH LLC		2			2
FLORIDA COMMUNITY HEALTH CENTERS, INC.			2	100%	2
MIDWAY SPECIALTY CARE CENTER INC		2			2
MEASE COUNTRYSIDE HOSPITAL CARDIAC REH			2	100%	2
CARTERSVILLE URGENT CARE		1	1	50%	2
Kroger 549 - The Little Clinic Clinton Highway		2			2
Church Creek SNF			2	100%	2
NSUH AT SYOSSET		2			2
INSPIRE HEALTHCARE CENTER			2	100%	2
FAMILY URGENT CARE		2			2
FLORIDA CLINICAL LABORATORY INC			2	100%	2
WATERBURY HOSPITAL REFERENCE LAB			2	100%	2
HOME ACCESS HEALTH			2	100%	2
Crest Manor Living and Rehabilitation		2			2
TRIDENT ANTI AGING LLC			2	100%	2
Good Samaritan Society Waukon		2			2
MIDDLEBURG PEDIATRICS			2	100%	2
MILFORD REGIONAL HOSPITAL			2	100%	2
DRR JMC URGENT CARE DONALD ROSS			2	100%	2
NEMOURS CHILDRENS HORIZON WEST			2	100%	2
Royal C Johnson VA Memorial Hospital		2			2
WALGREENS MARATHON		1	1	50%	2
Cypress Cove Center		2			2
FIRST PREVENTION AND DIALYSIS CENTER LLC			2	100%	2
The Friendly Home		2			2
NORTH SHORE HEMATOLOGY-ONCOLOGY ASSOCIATES		2			2
VALUE DRUGS BRONXVILLE INC		2			2
IDAHO BUREAU OF LABORATORIES		2			2
MEDSTAR HARBOR HOSPITAL			2	100%	2
OSF ST JOSEPH MEDICAL CENTER			2	100%	2
MINUTECLINIC DIAGNOSTIC OF VIRGINIA, LLC #10088		2			2
MEDPOST - NORTH DALLAS			2	100%	2
Walgreens #10207		2			2
WELL HEALTH LABS			2	100%	2
SPRINGS MEDICAL LAB		1	1	50%	2
CVS PA5447POCT NEWTOWN		2			2
PALM CITY NURSING AND REHAB CENTER			2	100%	2
MY INSTADOC - HOWELL URGENT CARE		2			2
CRUC CMCH-COVID-19		2			2
BAPTIST HOSPITAL LABORATORY			2	100%	2
Great Lakes Health Center			2	100%	2
STOP URGENT CARE			2	100%	2
PUBLIX PHARMACY #1387		2			2

COVID-19: testing by laboratory

Data through May 21, 2021 verified as of May 22, 2021 at 09:25 AM

Data in this report are provisional and subject to change.

The numbers in the table below represent the number of Florida and non-Florida residents for whom test results were received by the Department of Health. A person can be tested by more than one laboratory and can have both positive and negative results. **Therefore, the sum of the numbers in each column will be larger than the total number of people tested.**

Reporting lab	Inconclusive	Negative	Positive	Percent positive	Total
RHODE ISLAND DEPARTMENT OF HEALTH LABORATORIES			2	100%	2
VA Greater LA HCS-Santa Maria OPC			2	100%	2
Colonial Manor Nursing and Rehabilitation Center		2			2
JASPER MEMORIAL HOSPITAL		1	1	50%	2
PARK CITY HOSPITAL - RESPIRATORY CARE SERVICES			2	100%	2
BOCA RATON PHYSICIANS PA			2	100%	2
STAGES OF LIFE MEDICAL INSTITUTE			2	100%	2
Lynwood		2			2
U OF MIAMI MILLER SCHOOL OF MEDICINE			2	100%	2
SANFORD REGIONAL HOSPITAL WORTHINGTON		2			2
YOUTH AND YOU, INC		2			2
AL MANI HEALTH INSTUTUTE		2			2
PALM BAY COMMUNITY OUTPATIENT CLINIC		2			2
SOUTHERN TENNESSEE MEDICAL CENTER			2	100%	2
WEST BOCA MEDICAL CENTER			2	100%	2
DALLAS VA MEDICAL CENTER - VA NORTH TEXAS HEALTH CARE SYSTEM			2	100%	2
CARBON HEALTH			2	100%	2
LABCORP OF AMERICA HOLDINGS		1	1	50%	2
PUBLIX PHARMACY #1488		2			2
GULF COAST MEDICAL CENTER RESPIRATORY CARE			2	100%	2
DELRAY BEACH HEALTH CENTER			2	100%	2
MILLERSVILLE UNIVERSITY HEALTH SERVICE		2			2
FLORIDA MEDICAL CLINIC CARDIOLOGY-ZH			2	100%	2
UNIVERSITY COMMUNITY HEALTH SERVICES		1	1	50%	2
LAB CORP OF AMER SAN DIEGO			2	100%	2
RICHICHI FAMILY HEALTH			2	100%	2
UWMC MONTLAKE DEPT OF LAB MED			2	100%	2
NOVA SOUTHEASTERN UNIVERSITY - STUDENT MEDICAL CTR			2	100%	2
HELEN HAYES HOSPITAL LABORATORY		2			2
MEDEXPRESS-DOVER		2			2
DESERT ROSE FL LLC		2			2
ST PETERSBURG GENERAL HOSPITAL LABORATORY			2	100%	2
MD NOW URGENT CARE CENTER INC.			2	100%	2
WillowBrooke Court at Southampton Estates		2			2
SOUTHEASTERN HEALTH FACILITES, INC		1	1	50%	2
ST. ELIZABETH HEALTHCARE			2	100%	2
Walgreens #9278		2			2
FLORIDA MEDICAL CENTER OF CLEARWATER		2			2
BUFFALO CROSSINGS HEALTHCARE AND REHABILITATION CENTER			2	100%	2
TENNESSEE DEPARTMENT OF HEALTH (TDH) - REGIONAL LABORATORY			2	100%	2
Mountainview Nursing Home		2			2
Kroger 127 - The Little Clinic Lakewood-Alameda		2			2
TEXAS REGIONAL ASTHMA & ALLERGY CENTER			2	100%	2
SMITH NORTHVIEW HOSPITAL LAB			2	100%	2
LADY LAKE FAMILY MEDICINE			2	100%	2
ADVANCED FOOT AND ANKLE OF INDIAN RIVER		2			2
RUST MEDICAL CENTER		2			2

COVID-19: testing by laboratory

Data through May 21, 2021 verified as of May 22, 2021 at 09:25 AM

Data in this report are provisional and subject to change.

The numbers in the table below represent the number of Florida and non-Florida residents for whom test results were received by the Department of Health. A person can be tested by more than one laboratory and can have both positive and negative results. **Therefore, the sum of the numbers in each column will be larger than the total number of people tested.**

Reporting lab	Inconclusive	Negative	Positive	Percent positive	Total
UNIVERSITY OF MN MEDICAL CENTER EAST CAMPUS			2	100%	2
MINUTECLINIC DIAGNOSTIC PA #7110		2			2
HPH HOME CARE		1	1	50%	2
CORTLAND PARK REHABILITATION AND NURSING CENTER		1	1	50%	2
NYUMC CLINICAL LABORATORIES			2	100%	2
UNIVERSITY OF BALTIMORE WASHINGTON MEDICAL CENTER			2	100%	2
WAYNE MEMORIAL HOSPITAL		2			2
DIAGNOSTIC CLINIC MEDICAL GROUP INC		2			2
MOSOLF PEDIATRICS PA		1	1	50%	2
MAWD PATHOLOGY GROUP			2	100%	2
CVS TN5694POCT SODDY DAISY		2			2
FLORIDA LIVING NURSING CENTER			2	100%	2
ATLAS GENOMICS			2	100%	2
FLAGLER HOME CARE			2	100%	2
MEDEXPRESS URGENT CARE - ST CLAIR, CLOVER DR.		1	1	50%	2
CHRISTIAN REST HOME ASSOC		2			2
AHC Humboldt		2			2
JUPITER PEDIATRIC ASSOCIATES, PA		1	1	50%	2
Bethany Manor		2			2
DNA DIAGNOSTICS CENTER		2			2
EDGEWATER RETIREMENT MANOR			2	100%	2
ASSOCIATES IN UROGYNECOLOGY MD LLC		2			2
Holiday Retirement Home			2	100%	2
SOUTHEASTERN INSTITUTE OF RESTORATIVE MEDICINE		1	1	50%	2
CAROLINAS PHYSICIAN NETWORK			2	100%	2
The Suites at Western Home Communities		2			2
THE EDGEWATER AND WATERMAN VILLAGE			2	100%	2
JULIE STAATS DO		2			2
PUBLIX PHARMACY #1048		2			2
VA Connecticut HCS - Newington Campus		2			2
GALEN BAYLOR EXTENSION		2			2
BLUEWATER TOXICOLOGY			2	100%	2
WEST FLORIDA MEDICAL ASSOCIATES			2	100%	2
CVS MO4088POCT LEES SUMMIT		2			2
CITY OF NEW YORK DEPARTMENT OF HEALTH			2	100%	2
IN & OUT URGENT CARE METAIRIE			2	100%	2
ATLANTIC DIAGNOSTICS			2	100%	2
HERNANDO CHILDREN'S			2	100%	2
Cedar Valley Nursing & Rehab Center		2			2
GOSHEN MEDICAL CENTER			2	100%	2
COOPER CLINIC			2	100%	2
UT PATH			2	100%	2
BAPTIST HEALTHCARE - LAKEVIEW CENTER INC		2			2
CLEVELAND CLINIC IMAGING			2	100%	2
MINUTECLINIC DIAGNOSTICS OF OKLAHOMA		2			2
PRESTIGE EMERGENCY ROOM LLC			2	100%	2
US LABS		2			2

COVID-19: testing by laboratory

Data through May 21, 2021 verified as of May 22, 2021 at 09:25 AM

Data in this report are provisional and subject to change.

The numbers in the table below represent the number of Florida and non-Florida residents for whom test results were received by the Department of Health. A person can be tested by more than one laboratory and can have both positive and negative results. **Therefore, the sum of the numbers in each column will be larger than the total number of people tested.**

Reporting lab	Inconclusive	Negative	Positive	Percent positive	Total
SOUTHERN BREEZE HEALTHCARE		1	1	50%	2
EVERYBODY'S FAMILY CLINIC		2			2
Friendship Manor Inc.		2			2
UT AUSTIN UNIVERSITY HEALTH SERVICES			2	100%	2
Elba Nursing and Rehabilitation Center, LLC		2			2
TMH PHYSICIAN PARTNERS MONTICELLO		1	1	50%	2
SIGNAL DIAGNOSTICS DBA FLOWHEALTH LABS			2	100%	2
WILSON MEMORIAL HOSPITAL			2	100%	2
CVS CA8882POCT SAN CLEMENTE		2			2
SIMPLY HEALTHCARE AND WELLNESS CLINIC, PC			2	100%	2
PALMETTO BAY MEDICAL CENTER		1	1	50%	2
ROCKEFELLER UNIVERSITY CLINICAL GENOMICS LABORATOR		2			2
UNIVERSTIY OF ILLINOIS HOSPITAL			2	100%	2
OMEGA RESEARCH CONSULTANTS			2	100%	2
MOSAIC MEDICAL CENTER MARYVILLE			2	100%	2
BAY CORRECTIONAL AND REHABILITATION FACILITY			2	100%	2
BAPTIST HEALTH PRIMARY CARE AT DORAL			2	100%	2
NEW DISCOVERY BIOLOGICS, LLC		1	1	50%	2
MOUNT SINAI MEDICAL CENTER OF FLORIDA, INC			2	100%	2
ABBEY DELRAY SOUTH IN FLORIDA			2	100%	2
CHI MEMORIAL PRIMARY CARE ASSOCIATES-A		2			2
NEW YORK CITY DEPARTMENT OF HEALTH			2	100%	2
URGENTMED PLANTATION			2	100%	2
BAYSHORE MEDICAL CENTER			2	100%	2
MOBILE MEDICAL UNIT- SAINT JOSEPH REG		2			2
87TH MEDICAL GROUP – MCGUIRE AMBULATORY CARE FACILITY		2			2
COLLECTION SITES			2	100%	2
UW HOSPITAL AND CLINICS		1	1	50%	2
MILLER'S MERRY MANOR		2			2
BEAUREGARD HEALTH SYSTEM			2	100%	2
WURLAND NURSING AND REHABILITATION, L		2			2
TSALI CARE CENTER		2			2
UTMB PATHOLOGY CLINICAL SERVICES LABORATORY			2	100%	2
VALUE DRUGS GREENLAWN INC		2			2
SUNNYSIDE MANOR		2			2
UPSON REGIONAL MEDICAL CENTER		1	1	50%	2
Parkwood in the Pines		2			2
LINIL VISITING NURSES, INC		2			2
Sanford Health & Rehabilitation			2	100%	2
ENVOY OF FORK UNION, LLC DBA ENVOY AT THE VILLAGE		2			2
CVS NC6633POCT FAYETTEVILLE		2			2
AUGUSTA HEALTH SKILLED CARE			2	100%	2
PLAINS REGIONAL MEDICAL CENTER		2			2
GARNET HEALTH DOCTORS		2			2
EXCEPTIONAL EMERGENCY CENTER - AMARILLO			2	100%	2
FHCP ASC - ORANGE CITY			2	100%	2
KAISER SUNNYSIDE MEDICAL CTR LAB		2			2

COVID-19: testing by laboratory

Data through May 21, 2021 verified as of May 22, 2021 at 09:25 AM

Data in this report are provisional and subject to change.

The numbers in the table below represent the number of Florida and non-Florida residents for whom test results were received by the Department of Health. A person can be tested by more than one laboratory and can have both positive and negative results. **Therefore, the sum of the numbers in each column will be larger than the total number of people tested.**

Reporting lab	Inconclusive	Negative	Positive	Percent positive	Total
HOLSTON MEDICAL GROUP		2			2
EAST CENTRAL REGIONAL HOSPITAL GRACEWO		2			2
MI Nursing Restorative Center		2			2
MEDEXPRESS URGENT CARE - LINCOLN N 26T		2			2
HOUSTON MEDICAL CENTER LABORATORY		1	1	50%	2
NEWTON MEMORIAL HOSPITAL		2			2
ARCPPOINTLABS OF VIRGINIA BEACH		1	1	50%	2
RABI SINHA, MD		2			2
Chatham Nursing and Rehab Center		2			2
ON-SITE MEDICAL SOLUTIONS		2			2
SPRING VALLEY HOSPITAL MEDICAL CENTER			2	100%	2
JMC TALLAHASSEE, LLC			2	100%	2
ST. MARY'S MEDICAL CENTER EVANSVILLE, INC			2	100%	2
MEDEXPRESS URGENT CARE, LEBANON		2			2
PUBLIC HEALTH LABORATORY	1		1	50%	2
MINUTECLINIC DIAG OF IND, LLC #6250		2			2
ST MARY MEDICAL CENTER			2	100%	2
BFT LAB			2	100%	2
MEDEXPRESS URGENT CARE - MARTINSVILLE		2			2
MEDICAL ARTS LABORATORY			2	100%	2
PULMONARY MEDICINE		2			2
MEDAILLE COLLEGE WELLNESS CENTER		2			2
DEKALB MEDICAL CENTER LABORATORY			2	100%	2
EASTGENE LABORATORIES		2			2
DR JAMES D FORBES FAMILY CARE CENTER			2	100%	2
LOUIS A JOHNSON VAMC		2			2
KEATING SPORTS CENTER		2			2
SYMPHONY OF BUFFALO GROVE		2			2
Q ALL CARE MEDICAL PC		2			2
COMPLETE HEALTH MEDICAL CENTER			2	100%	2
ST JOHNS EPISCOPAL HOSPITAL SOUTH SHORE		1	1	50%	2
WALGREENS AGUADILLA (ST 177)		2			2
Cooperstown Center for Nursing and Rehabillitation		2			2
Maine VA HCS		2			2
CVS MA1877POCT NORTON		2			2
JORDAN VALLEY MEDICAL CENTER			2	100%	2
CVS AZ5477POCT SURPRISE		2			2
CVS MA1875POCT ASHLAND		1	1	50%	2
NORTH OKALOOSA PHYSICIAN GRP - WALK IN CLINIC			2	100%	2
CARRIER MILLS NURSING & REHABILITATION CENTER LLC		2			2
WEST COAST PEDIATRICS			2	100%	2
BAYLOR SCOTT & WHITE COMPREHENSIVE WOUND			2	100%	2
SPECTRUM HEALTH			2	100%	2
MIDWAY PRIMARY CARE LLC		2			2
CENTRAL ARKANSAS VETERANS HEALTHCARE SYSTEM - VETERANS AFFAIRS			2	100%	2
Aurora CBOC			2	100%	2
VALLEY MEDICAL LABORATORY			2	100%	2

COVID-19: testing by laboratory

Data through May 21, 2021 verified as of May 22, 2021 at 09:25 AM

Data in this report are provisional and subject to change.

The numbers in the table below represent the number of Florida and non-Florida residents for whom test results were received by the Department of Health. A person can be tested by more than one laboratory and can have both positive and negative results. **Therefore, the sum of the numbers in each column will be larger than the total number of people tested.**

Reporting lab	Inconclusive	Negative	Positive	Percent positive	Total
ST. JOSEPH REGIONAL MEDICAL CENTER			2	100%	2
PRIMACARE MEDICAL LAKEWOOD			2	100%	2
COOL KIDZ PEDIATRICS			2	100%	2
COASTAL MEDICAL LAB			2	100%	2
CVS AZ3749POCT GOODYEAR		2			2
MEDICAL CENTER LABORATORY			2	100%	2
CHILDREN PHYSICIANS GROUP			2	100%	2
The Palms Nursing and Rehabilitation		1	1	50%	2
CHIPLEY DIALYSIS			2	100%	2
LUTHERAN HOSPITAL OF INDIANA			2	100%	2
OPTUMSERVE HEALTH SERVICES INDIANA			2	100%	2
ACCESS MEDICAL GROUP OF FLORIDA CITY			2	100%	2
ESCANDON DIAGNOSTIC CLINIC			2	100%	2
WALGREENS - 10856		2			2
FORT MYERS NORTH DIALYSIS		1	1	50%	2
MAGNOLIA MANOR OF COLUMBUS		2			2
RM LAB LLC DBA EXPRESS LAB		2			2
Mount Olivet Careview Home		2			2
DIVERSE MEDICAL CARE LLC			2	100%	2
Virginia Gay Nursing and Rehab		2			2
SALEM VAMC		2			2
Camellia Gardens		2			2
SOLDIERS' HOME OF HOLYOKE		2			2
DJ Jacobetti Home for Veterans		2			2
PARKRIDGE MEDICAL CENTER			2	100%	2
ALBANNA PEDIATRICS CENTER			2	100%	2
PATIENT FIRST MEDICAL CENTER-CARYTOWN			2	100%	2
SHADY GROVE ADVENTIST HOSPITAL			2	100%	2
MIAMI DADE MEDICAL RESEARCH INSTITUTE			2	100%	2
MEMORIAL HOSPITAL OF SOUTH BEND			2	100%	2
CVS MA38POCT CHARLTON		2			2
Manor At Perrysburg		2			2
WALGREENS #06583		2			2
SOUTHEAST GEORGIA HEALTH SYSTEM			2	100%	2
ACCESS MEDICAL GROUP OF TAMPA II, INC		2			2
Coos County Nursing Home		2			2
CSS- TWELVE OAKS			2	100%	2
LIBERTY HEALTH CENTER			2	100%	2
Ohio Veterans Home-Georgetown		2			2
CVS MO8581POCT BLUE SPRINGS		1	1	50%	2
LIFESPRING COMMUNITY HEALTH		2			2
MEDERI CARETENDERS		1	1	50%	2
DEPT OF HEALTH			2	100%	2
Iowa Veterans Home		2			2
PALMETTO FAMILY HEALTH CENTER			2	100%	2
CITRUS PARK			2	100%	2
Kroger 477 - The Little Clinic Fort Mitchell		2			2

COVID-19: testing by laboratory

Data through May 21, 2021 verified as of May 22, 2021 at 09:25 AM

Data in this report are provisional and subject to change.

The numbers in the table below represent the number of Florida and non-Florida residents for whom test results were received by the Department of Health. A person can be tested by more than one laboratory and can have both positive and negative results. **Therefore, the sum of the numbers in each column will be larger than the total number of people tested.**

Reporting lab	Inconclusive	Negative	Positive	Percent positive	Total
RIVERVIEW MEDICAL CLINIC		2			2
CVS TX3702POCT KATY		2			2
FLORIDA DEPARTMENT OF HEALTH IN LEE COUNTY		1	1	50%	2
MED-LAKE LABORATORY, LLC			2	100%	2
VA Healthcare Center- Newburg		1	1	50%	2
EASTERN NIAGARA HOSPITAL		2			2
BLANCHARD VALLEY HOSPITAL LABORATORY			2	100%	2
SAWGRASS PEDIATRIC PARTNERS LLC			2	100%	2
Providence of Sparta Health and Rehabilitation		2			2
AUSTIN REGIONAL CLINIC MICROBIOLOGY LAB			2	100%	2
MEDISURE DBA MY WELLNESS EXPRESS			2	100%	2
441 URGENT CARE-MULBERRY			2	100%	2
GRACE HEALTHCARE OF LAKE WALES		1	1	50%	2
SWEETWATER NURSING CENTER		2			2
WASHINGTONVILLE PHARMACY INC		2			2
DIAGNOSTIC AFFILIATES			2	100%	2
MAJESTIC GUARDIANS			2	100%	2
FAST TEST NOW		2			2
CRITICAL MASS GATHERING MEDICINE PLLC		2			2
GREEN POINT RX INC DBA ALTRU CHEMISTS		2			2
Pathways Nursing and Rehabilitation Center		2			2
MAIN STREET MEDICAL CENTERS		2			2
MEDEXPRESS URGENT CARE - MYLAN			2	100%	2
KANSAS CITY VA MEDICAL CENTER			2	100%	2
UNIVERSITY OF MIAMI SCCC RESEARCH LABORATORY			2	100%	2
INSPIRIT SENIOR LIVING			2	100%	2
Alden Terrace of McHenry			2	100%	2
FIRST CHOICE MEDICAL PC			2	100%	2
Kingston of Ashland		2			2
MORRISTOWN MEMORIAL HOSPITAL		2			2
Greystone Nursing and Rehab, LLC			2	100%	2
HEALTH PARTNERS REGIONAL HOSPITAL			2	100%	2
CVS NC2297335CV GREENSBORO		2			2
FRASER MEMORIAL HOSPITAL		1	1	50%	2
UNITED MEMORIAL MEDICAL CENTER			2	100%	2
PIEDMONT ATHENS REGIONAL HOSPITAL LAB			2	100%	2
ARCADIA DIALYSIS CENTER			2	100%	2
LIFELINK FOUNDATION INC D/B/A			2	100%	2
GREEN RIVER MEDICAL CENTER			2	100%	2
PALM WEST INTERNIST PA			2	100%	2
CVS TX7601POCT CROWLEY		2			2
LACORP		1	1	50%	2
BERGEN COUNTY SURGICAL AND ENDOSCOPY CENTER		2			2
ORLANDO HEALTH MEDICAL GROUP		1	1	50%	2
CVS TX7431POCT ROWLETT		2			2
ADVANCED CARDIOVASCULAR DIAGNOSTICS		2			2
SPRINGFIELD HOSPITAL LABORATORY			2	100%	2

COVID-19: testing by laboratory

Data through May 21, 2021 verified as of May 22, 2021 at 09:25 AM

Data in this report are provisional and subject to change.

The numbers in the table below represent the number of Florida and non-Florida residents for whom test results were received by the Department of Health. A person can be tested by more than one laboratory and can have both positive and negative results. **Therefore, the sum of the numbers in each column will be larger than the total number of people tested.**

Reporting lab	Inconclusive	Negative	Positive	Percent positive	Total
RIDGEFIELD PEDIATRIC ASSOCIATES		2			2
Eagle Health and Rehabilitation		2			2
NORTH MCALLEN PEDIATRIC CENTER			2	100%	2
MADISON HOSPITAL LABORATORY			2	100%	2
GULFCOAST JEWISH FAMILY			2	100%	2
FLORIDA DEPARTMENT OF HEALTH IN CITRUS COUNTY		2			2
DESERT SPRINGS HOSPITAL			2	100%	2
VILLAGES HEALTH SYSTEM, LLC, THE			2	100%	2
CDPH K-12 SCHOOL LABORATORIES (HILLSBOROUGH CITY SCHOOL DISTRICT)			2	100%	2
POMERENE HOSPITAL			2	100%	2
GPI MEDICAL CENTER, INC			2	100%	2
HOPE HEALTH & WELLNESS		2			2
WESTMINSTER SUNCOAST			2	100%	2
CIGNA GATEWAY			2	100%	2
Good Samaritan Society-Blackduck		1	1	50%	2
CLARKSVILLE HEALTH SYSTEM			2	100%	2
SIOUX FALLS STORM		2			2
RIVIERA BEACH INTEGRATED CARE INC			2	100%	2
OHIOHEALTH URGENT CARE			2	100%	2
CVS AZ5892POCT LAVEEN		2			2
PINARD HOME HEALTH SERVICES INC			2	100%	2
FHPG SURGICAL ASSOCIATES OF EAST PASCO			2	100%	2
CVS OH3306POCT AKRON		1	1	50%	2
MOORE CLINICAL RESEARCH INC			2	100%	2
Iron County Medical Care Facility		2			2
WELLNESS MEDICAL CLINIC			2	100%	2
VAULT HEALTH			2	100%	2
CVS IN6611POCT INDIANAPOLIS		1	1	50%	2
SYLVAN NURSING			2	100%	2
A G RHODES HOME AT WESLEY WOODS		2			2
MANSFIELD MEDICAL LODGE			2	100%	2
SOUTH TAMPA AFTER HOURS CLINIC			2	100%	2
GOUVERNEUR HOSPITAL LABORATORY		2			2
CVS MA7140POCT WESTPORT		2			2
GASTROENTEROLOGY ASSOCIATES			2	100%	2
DUKE HEALTH REGIONAL HOSPITAL			2	100%	2
LONG, SARAH		1	1	50%	2
CONWAY MEDICAL CENTER			2	100%	2
CARIBOU MEDICAL CENTER			2	100%	2
NORTH DAKOTA VETERANS HOME		2			2
BAPTIST HOSPITAL PRIMARY CARE GULF BREEZE			2	100%	2
GENETIC ASSAYS INC			2	100%	2
ROYAL OAK MEDICAL CENTER LLC DBA CHARACTER FAMILY			2	100%	2
UNIVERSITY OF MISSOURI HEALTH CARE			2	100%	2
PRONTO URGENT CARE			2	100%	2
SOUTHSIDE FAMILY MEDICAL		2			2
NEMOURS CHILDRENS PRIMARY CARE			2	100%	2

COVID-19: testing by laboratory

Data through May 21, 2021 verified as of May 22, 2021 at 09:25 AM

Data in this report are provisional and subject to change.

The numbers in the table below represent the number of Florida and non-Florida residents for whom test results were received by the Department of Health. A person can be tested by more than one laboratory and can have both positive and negative results. **Therefore, the sum of the numbers in each column will be larger than the total number of people tested.**

Reporting lab	Inconclusive	Negative	Positive	Percent positive	Total
PPD CLINICAL RESEARCH UNIT			2	100%	2
SPECTRA EAST INC		1	1	50%	2
CONEMAUGH MEMORIAL MEDICAL CENTER		2			2
SOWAL HEALTH & DRUG			2	100%	2
IMA MEDICAL CENTER OF SOUTH WEST ORLANDO		1	1	50%	2
MEDICAL ASSOCIATES OF BREVARD DR S VYAS			2	100%	2
ARLINGTON DIALYSIS CENTER LLC		2			2
ELMHURST MEMORIAL HOSPITAL			2	100%	2
MEDLOGIC, LLC		2			2
SCDHEC BUREAU OF LABORATORIES			2	100%	2
LARKIN COMMUNITY HOSPITAL PALM SPRINGS CAMPUS		1	1	50%	2
BRADENTON DIALYSIS			2	100%	2
ADVENTIST HINSDALE HOSPITAL LABORATORY			2	100%	2
FLORIDA DEPARTMENT OF HEALTH PINELLAS COUNTY-			2	100%	2
DELAWARE VETERANS HOME		2			2
JASON RHEE, MD		2			2
Mayaguez Outpatient Clinic		2			2
University Center East			2	100%	2
FL DEPT OF HEALTH MARION COUNTY MOBILE HEALTH UNIT			2	100%	2
UMASS MEMORIAL MEDICAL CENTER, INC		1	1	50%	2
CareATC - Enovation Controls			2	100%	2
Alden Des Plaines			2	100%	2
JACKSON LABORATORY OF GENOMIC MEDICINE		2			2
MEDEXPRESS URGENT CARE - SPRINGDALE, S 40TH STREET		2			2
MAYO CLINIC COUMADIN CLINIC LABORATORY		1	1	50%	2
THE WINDSOR ORTEGA		2			2
FLORIDA KEYS PED & ADOLES CTR			2	100%	2
WELLSTREET SMYNA URGENT CARE		2			2
Lake Charles Healthcare LLC dba Landmark Lake Charles			2	100%	2
Kroger 441 - The Little Clinic Middletown		2			2
RAPID RESULT CORP LLC		1	1	50%	2
ASPIRUS RIVERVIEW HOSPITAL & CLINICS INC		1	1	50%	2
EASTERN NEW MEXICO UNIVERSITY STUDENT		2			2
VASNHS-Northeast PC Clinic		1	1	50%	2
Garden Isle Healthcare and Rehabilitation Center		2			2
Sanctuary Health Wadsworth		2			2
HCA HOUSTON ER 24/7			2	100%	2
DOCTORS MEDICAL CTR OF WALTON COUNTY			2	100%	2
Edinboro Manor		2			2
TLC MEDICAL			2	100%	2
Beecher Manor Nursing and Rehabilitation Center		2			2
NEW BRIDGE MEDICAL CENTER		2			2
BEREA URGENT CARE			2	100%	2
CAREATC - PALM HARBOR		1	1	50%	2
CENTRAL JERSEY URGENT CARE OF GREEN BR		2			2
BAYCARE OUTREACH LAB WH SOUTH			2	100%	2
Kroger 672 - The Little Clinic Bill Kennedy & Glenwood		2			2

COVID-19: testing by laboratory

Data through May 21, 2021 verified as of May 22, 2021 at 09:25 AM

Data in this report are provisional and subject to change.

The numbers in the table below represent the number of Florida and non-Florida residents for whom test results were received by the Department of Health. A person can be tested by more than one laboratory and can have both positive and negative results. **Therefore, the sum of the numbers in each column will be larger than the total number of people tested.**

Reporting lab	Inconclusive	Negative	Positive	Percent positive	Total
Stillwater Healthcare		2			2
ROUTE 16 PHARMACY LLC DBA HOLLAND PHAR		2			2
AHSC ADVENTHEALTH WELL 65 PLUS		2			2
TULANE MEDICAL CENTER			2	100%	2
Signature Healthcare of Fort Wayne		2			2
LABTOX LABORATORIES			2	100%	2
ABILITY DIAGNOSTICS LLC			2	100%	2
Avanti Wellness and Rehab			2	100%	2
ADVANCED MEDICAL CARE			2	100%	2
PT&J REHAB LLC		1	1	50%	2
NEIGHBORCARE PHARMACY SERVICES		2			2
MEDPOST OF MEMPHIS TN			2	100%	2
MIDLAND MEMORIAL HOSPITAL			2	100%	2
CARTER BLOOD CARE			2	100%	2
IM&P WELLNES CENTER			2	100%	2
IRA FIALKO DO			2	100%	2
LOWELL GENERAL HOSPITAL			2	100%	2
CVS OH3980POCT KENT		2			2
ERGENT MED SAINT SIMONS			2	100%	2
NORTHWEST MEDICAL CENTER LABORATORY		2			2
MANISTEE COUNTY MEDICAL CARE FACILITY		2			2
CARINGPLUS HOMECARE LLC		1	1	50%	2
LIFEGUARD AMBULANCE SERVICES LLC, TEXAS- SAN			2	100%	2
PRIMARY HEALTH CARE ASSOCIATES INC			2	100%	2
FLORIDA SOUTHERN COLLEGE		1	1	50%	2
HEALTHCARE NETWORK			2	100%	2
Kroger 426 - The Little Clinic Suwanee		2			2
The Laurels of Hendersonville		2			2
LANGLEY DIALYSIS			1	100%	1
UNC HOSPITALS			1	100%	1
CONNECTICUT CVS PAHRMACY, LLC		1			1
COLE DIAGNOSTICS - BOISE		1			1
Charlie Norwood VAMC		1			1
NOVANT HEALTH PRINCE WILLIAM WELLNESS CENTER			1	100%	1
INDIANA STATE DEPARTMENT OF HEALTH CLINIC MICROBIOLOGY		1			1
EAGLE COUNTY HEALTH AND HUMAN SERVICES			1	100%	1
ATRIUM HEALTH URGENT CARE - MOUNTAIN ISLAND			1	100%	1
IMMERSION RECOVERY CENTER LLC			1	100%	1
BAPTIST HEALTH EXPRESS CARE			1	100%	1
UTAH VALLEY HOSPITAL LABORATORY			1	100%	1
WESTON COUNTY HEALTH SERVICES			1	100%	1
PATIENT FIRST - GARRISONVILLE			1	100%	1
Senatobia Healthcare & Rehab		1			1
Remarkable Healthcare Dallas			1	100%	1
MBMG OF WINTER HAVEN			1	100%	1
Jewish Senior Services		1			1
INTEGRIS SEMINOLE EMERGENCY DEPT			1	100%	1

COVID-19: testing by laboratory

Data through May 21, 2021 verified as of May 22, 2021 at 09:25 AM

Data in this report are provisional and subject to change.

The numbers in the table below represent the number of Florida and non-Florida residents for whom test results were received by the Department of Health. A person can be tested by more than one laboratory and can have both positive and negative results. **Therefore, the sum of the numbers in each column will be larger than the total number of people tested.**

Reporting lab	Inconclusive	Negative	Positive	Percent positive	Total
BRANDON REGIONAL HOSPITAL-CLINICAL LAB			1	100%	1
BAPTIST HOSPITAL EAST			1	100%	1
WELLMED AT BAY AREA		1			1
MCR HEALTH MEDICAL EXPRESS			1	100%	1
RIVER CHASE HEALTH AND REHABILITATION CENTER			1	100%	1
SMC MEDICAL CENTER, INC			1	100%	1
URGENT DOC -NACOGODOCHES CLINIC			1	100%	1
Premier Estates of Dublin, LLC		1			1
PROVIDENCE ST PETER HOSPITAL		1			1
Crisp Regional Nursing and Rehab Center		1			1
APC HEALTH LLC			1	100%	1
Hearthstone Nursing and Rehabilitation Center		1			1
HARDVARD VANGUARD MEDICAL ASSOCIATES - NEEDHAM			1	100%	1
GENESEE COUNTY HEALTH DEPARTMENT		1			1
EXPRESS CARE OF OCALA			1	100%	1
GWINNETT MEDICAL CENTER			1	100%	1
WALGREEN#12147		1			1
MEDICAL LIFE-INC GUIDEWELL EMERGENCY MEDICINE			1	100%	1
Kroger 699 - The Little Clinic Smyrna		1			1
DOCTORS AFTER HOURS URGENT CARE CENTER			1	100%	1
SEGAL INSTITUTE FOR CLINICAL RESEARCH INC			1	100%	1
SUN LABORATORY SERVICES,INC			1	100%	1
REELFOOT FAMILY WALK-IN CLINIC		1			1
AESTHETIC PHYSICIANS PC			1	100%	1
FIRST MED URGENT CARE - NW 39TH			1	100%	1
Kroger 569 - The Little Clinic Gallatin		1			1
Marysville Care Center		1			1
HALE KUPUNA HERITAGE HOME		1			1
LIFE CARE CENTER OF HILTON HEAD		1			1
ST VINCENTS OUTPATIENT IMAGING		1			1
THE INTERNAL MEDICAL GROUP		1			1
ERIE COUNTY EMERGENCY SERVICES DIV OF		1			1
ENCOMPASS HEALTH REHABILITATION HOSPITAL OF		1			1
UNLIMITED MEDICAL SERVICES OF FL PL DBA		1			1
MORGAN STANELY HEALTH CENTER		1			1
Walgreens #17445		1			1
MINUTECLINIC DIAGNOSTIC OF TN PC #6437		1			1
MED FIRST IMMEDIATE CARE AND FAMILY PRACTICE			1	100%	1
SMA BEHAVIORAL HEALTH SERVICES INC		1			1
GAMMA HEALTHCARE, INC		1			1
STAMFORD HOSPITAL			1	100%	1
CORPUS CHRISTI MEDICAL CENTER			1	100%	1
VICTORIA PAIN AND REHABILITATION CENTER			1	100%	1
Walgreens #9620		1			1
BAPTIST HEALTH PRIMARY CARE AT CUTLER BAY			1	100%	1
SISTERS MISSION			1	100%	1
HHCS PHARMACY INC			1	100%	1

COVID-19: testing by laboratory

Data through May 21, 2021 verified as of May 22, 2021 at 09:25 AM

Data in this report are provisional and subject to change.

The numbers in the table below represent the number of Florida and non-Florida residents for whom test results were received by the Department of Health. A person can be tested by more than one laboratory and can have both positive and negative results. **Therefore, the sum of the numbers in each column will be larger than the total number of people tested.**

Reporting lab	Inconclusive	Negative	Positive	Percent positive	Total
ALL AMERICAN FAMILY AND GERIATRIC CARE			1	100%	1
ALBUQUERQUE INDIAN HEALTH CENTER		1			1
HEALTH CLINIC,THE		1			1
Avista Nursing and Rehab			1	100%	1
PRESENCE RESURRECTION MEDICAL CENTER CHICAGO			1	100%	1
IVY CREEK FAMILY CARE OF TROY			1	100%	1
VELOCITY CARE URGENT CARE BY CARILION CLINIC			1	100%	1
Davie Nursing & Rehabilitation Center		1			1
HARRIS COUNTY PUBLIC HEALTH SERVICES			1	100%	1
MIL LAKE HEALTHCARE CENTER INC PEDIATRICS			1	100%	1
EMBASSY LAKES ARTIFICIAL KIDNEY CENTER			1	100%	1
SILVERMAN			1	100%	1
MONROE HOSPITAL			1	100%	1
NABI		1			1
DORNOCH PLACE DEL PRADO		1			1
EMPATH HOME HEALTH LLC			1	100%	1
Kroger 83 - The Little Clinic Rock Road		1			1
MAHONEY PEDIATRICS PA			1	100%	1
SAINT ALPHONSUS REGIONAL MEDICAL CENTER			1	100%	1
BETHESDA ON TURKEY CREEK			1	100%	1
TITUSVILLE TOWERS ASSISTED LIVING		1			1
AUGUSTA HEALTH CLINICAL LABORATORY			1	100%	1
ManorCare Yeadon		1			1
MEDLABS OF FLORIDA LLC D/B/A MEDLABS DIAGNOSTICS		1			1
COASTAL PEDIATRICS LLC			1	100%	1
Magnolia Manor of St. Simons Island		1			1
JOHN MANCHIN SR HEALTH CARE CENTER		1			1
United Methodist Communities at The Shores		1			1
NEMOURS CHILDREN'S PRIMARY CARE			1	100%	1
SIGNATURE CARE COLLEGE STATION			1	100%	1
Avera Sr. James Care Center		1			1
PUBLIX PHARMACY #0332		1			1
INFANTS & CHILDREN PA			1	100%	1
SAINT AGNES HOSPITAL			1	100%	1
LABTEST LLC LABTEST DIAGNOSTICS			1	100%	1
Nemours Children's Primary			1	100%	1
MINUTE CLINIC DIAGNOSTIC MED GRP OF CA		1			1
CARSON NURSING AND REHABILITATION CENTER		1			1
TILE PHARMACY		1			1
VARAHI PHARMACY INC			1	100%	1
HOUSTON DEPARTMENT OF HEALTH AND HUMAN SERVICES			1	100%	1
UHEALTH LEJEUNE INTERNAL MEDICINE			1	100%	1
MID-FLORIDA PATHOLOGY LLC		1			1
Kroger 49 - The Little Clinic Wichita - 21st St.			1	100%	1
WEST COAST CLINICAL LABS INC			1	100%	1
SIGNATURE CARE MIDLAND			1	100%	1
TMH URGENT CARE CENTER			1	100%	1

COVID-19: testing by laboratory

Data through May 21, 2021 verified as of May 22, 2021 at 09:25 AM

Data in this report are provisional and subject to change.

The numbers in the table below represent the number of Florida and non-Florida residents for whom test results were received by the Department of Health. A person can be tested by more than one laboratory and can have both positive and negative results. **Therefore, the sum of the numbers in each column will be larger than the total number of people tested.**

Reporting lab	Inconclusive	Negative	Positive	Percent positive	Total
BEACH CARE PLLC			1	100%	1
HIGH DESERT COURT GROUP HOME			1	100%	1
DEACONESS URGENT CARE CENTER			1	100%	1
RIVERVIEW PRIMARY CARE ASSOCIATES		1			1
URGENT 202 COX CREEK PKWY		1			1
ISSAM ALBANNA MD PA			1	100%	1
WALGREENS #5130			1	100%	1
park avenue extended care		1			1
CERTUS OC OPCO, LLC			1	100%	1
WORKFORCE HEALTH DEPARTMENT			1	100%	1
HUNTERS CREEK MEDICAL ASSOCIATES PA		1			1
GENEVA FAMILY HEALTH			1	100%	1
C A R E S		1			1
BROWARD MEDICAL LAB			1	100%	1
ASCENSION ST VINCENT'S - WESTSIDE			1	100%	1
Washington County Nursing HMe			1	100%	1
MODMD, A PROFESSIONAL CORPORATION		1			1
Rosa Coplon Jewish Home and Infirmary		1			1
BOCA RATON REGIONAL HOSPITAL		1			1
SCHUYLER HOSPITAL		1			1
SOUTHERN NEVADA HEALH DISTRICT LABORATORY SYSTEM			1	100%	1
CONSOLIDATED			1	100%	1
GENESIS HEALTH SYSTEM			1	100%	1
ST JOSEPHS CHILDRENS HOSPITAL PEDI TRANSPORT			1	100%	1
DOYLESTOWN HOSPITAL			1	100%	1
JACKSON GENERAL HOSPITAL			1	100%	1
RIVERSIDE SHORE MEMORIAL HOSPITAL			1	100%	1
TAMPA FAMILY HEALTH CENTERS			1	100%	1
LOGAN COUNTY HOSPITAL			1	100%	1
PHYSICIANS URGENT CARE			1	100%	1
EUROFINS PHOENIX			1	100%	1
WOODHAVEN RETIREMENT COMMUNITY		1			1
Nemours Children's Clinic-Orla			1	100%	1
NOORANI MEDICAL CENTER LLC			1	100%	1
ADVANCE HEALTH AND WELLNESS SOLUTIONS			1	100%	1
GADSDEN FAMILY PRACTICE		1			1
FAIRVIEW HOSPITAL			1	100%	1
MD NOW MEDICAL CENTERS, INC			1	100%	1
NORTHCREST PHYSICIAN SERVICES INC		1			1
COUNTRYSIDE PEDIATRIC CARE PA			1	100%	1
NAVARRO MEDICAL CENTERS LLC			1	100%	1
WATERMAN VILLAGE HOME CARE			1	100%	1
CLEVELAND HEARTLAB			1	100%	1
FIRSTCARE MEDICAL CENTER			1	100%	1
Kroger 016 - The Little Clinic Centennial		1			1
FIVE STAR PREMIER RESIDENCES OF POMPANO BEACH			1	100%	1
RECOVERY BAY, LLC			1	100%	1

COVID-19: testing by laboratory

Data through May 21, 2021 verified as of May 22, 2021 at 09:25 AM

Data in this report are provisional and subject to change.

The numbers in the table below represent the number of Florida and non-Florida residents for whom test results were received by the Department of Health. A person can be tested by more than one laboratory and can have both positive and negative results. **Therefore, the sum of the numbers in each column will be larger than the total number of people tested.**

Reporting lab	Inconclusive	Negative	Positive	Percent positive	Total
Melbourne Terrace Rehabilitation Center			1	100%	1
COLLINS NURSING HOME		1			1
NORTH PALM BEACH DIALYSIS CENTER			1	100%	1
WALKERS DRUG STORE			1	100%	1
Greene Meadows Nursing and Rehabilitation Center		1			1
SHARP CHULA VISTA MEDICAL CENTER			1	100%	1
PHYSICIAN ASSOCIATES, LLC			1	100%	1
INTERIM HHA OF ST AUGUSTINE INC		1			1
Vista Park			1	100%	1
UF HEALTH THE VILLAGES			1	100%	1
ST JOHN FISHER COLLEGE HEALTH AND WELLNESS		1			1
ASSOCIATES MD MEDICAL GROUP INC			1	100%	1
JP MORGAN CHASE HEALTH SERVICES			1	100%	1
SPELMAN COLLEGE DEPT OF HEALTH SERVICE		1			1
DISPATCH HEALTH - TEXAS, PA			1	100%	1
ADVANCED RESEARCH INSTITUTE			1	100%	1
Mountain View Manor			1	100%	1
DR Q PEDIATRICS			1	100%	1
ABBOTT LABORATORIES ROSS PRODUCTS			1	100%	1
MARYLAND DEPARTMENT OF HEALTH AND MENTAL HYGIENE			1	100%	1
TMH CANCER CENTER LABORATORY			1	100%	1
EAST FL CORE LAB			1	100%	1
FRESENIUS MEDICAL CARE TRADTION			1	100%	1
ADAMS COUNTY HEALTH DEPARTMENT			1	100%	1
Holly Hill Healthcare Center			1	100%	1
ARTESIAN HOME		1			1
PELICAN STATE OUTPATIENT CENTER			1	100%	1
GARDENS AT MAPLEWOOD			1	100%	1
SELF REGIONAL HEALTHCARE			1	100%	1
RENOWN REGIONAL MEDICAL CENTER			1	100%	1
St. Ann Rehabilitation and Nursing Center		1			1
CVS HEALTH FL403109POCT			1	100%	1
VA NCHCS - Mather Division		1			1
LABTECH DIAGNOSTICS			1	100%	1
NEXT LEVEL URGENT CARE (WOODLANDS)			1	100%	1
SENCARE MANAGEMENT		1			1
Greenhaven Health and Rehabilitation		1			1
NEXTCARE POWER			1	100%	1
FIDALAB			1	100%	1
AVERA HEART HOSPITAL OF SD			1	100%	1
O'CONNELL HEALTH CENTER AT ST JOHNS			1	100%	1
VANAJA SUREDDI MD PA			1	100%	1
SC-GA2018 THE RIDGE REHABILITATION & H		1			1
Sherwood Oaks Health Center			1	100%	1
AFTER HOURS CLINIC			1	100%	1
TIMPANOGOS REGIONAL HOSPITAL			1	100%	1
BEAUMONT URGENT CARE		1			1

COVID-19: testing by laboratory

Data through May 21, 2021 verified as of May 22, 2021 at 09:25 AM

Data in this report are provisional and subject to change.

The numbers in the table below represent the number of Florida and non-Florida residents for whom test results were received by the Department of Health. A person can be tested by more than one laboratory and can have both positive and negative results. **Therefore, the sum of the numbers in each column will be larger than the total number of people tested.**

Reporting lab	Inconclusive	Negative	Positive	Percent positive	Total
THE GROVE HEALTH AND REHAB			1	100%	1
NORTHWESTERN MEDICINE DELNOR			1	100%	1
PREMISEHEALTH		1			1
SOUTH TEXAS HEALTH SYSTEM ER - WARE ROAD			1	100%	1
THOMAS HOSPITAL			1	100%	1
TEMPLE TERRACE DIALYSIS			1	100%	1
PHOENIX PROGRAMS OF FLORIDA INC		1			1
BRADENTON CONVENTION CENTER□			1	100%	1
Citadel		1			1
UNIVERSITY OF NORTH CAROLINA HOSPITALS			1	100%	1
PHYSICIANS OF CENTRAL FLORIDA			1	100%	1
NORTHWESTERN UNIVERSITY HEALTH SERVICE			1	100%	1
SEABROOK EMS			1	100%	1
ESOTERIC LAB			1	100%	1
SALEM HOSPITAL REGIONAL LABORATORY		1			1
GIBSON AREA PRIMARY CARE			1	100%	1
Diversicare of Smyrna		1			1
COUPEVILLE SCHOOL DISTRICT #204		1			1
PEDIATRIC PARTNERS			1	100%	1
1ST CALL PRIMARY CARE LLC			1	100%	1
PALM AVENUE BAPTIST TOWER INC		1			1
MAIN STREET PHARMACY OF MARCELLUS, INC		1			1
SAINT PETE MRI			1	100%	1
DW MCMILLAN MEMORIAL HOSPITAL LABORATORY			1	100%	1
DEVLIN MANOR NURSING AND REHABILITATION		1			1
Glen Haven Health and Rehabilitation LLC		1			1
UNIVERSITY OF SOUTH FLORIDA			1	100%	1
JOSHUA E CHESIR MD		1			1
MARTIN LUTHER KING RENAL INSTITUTE			1	100%	1
WEST FLORIDA MEDICAL CENTER CLINIC			1	100%	1
MCG HOSPITALS AND CLINICS			1	100%	1
PREMIER HEALTH CARE INC			1	100%	1
NORTH RIVER FAMILY HEALTH CENTER			1	100%	1
WOOD COUNTY HEALTH DEPARTMENT			1	100%	1
SWEDISH EDMONDS LABORATORY			1	100%	1
SOUTHERN WINDS			1	100%	1
HENRY FORD HOSPITAL			1	100%	1
SOMA MEDICAL CENTER PA #2			1	100%	1
CARY CLINIC			1	100%	1
COMMONWEALTH OF VIRGINIA DIVISION OF CONSOLIDATED LABORATORY SERVICES			1	100%	1
VISITING PHYSICIAN SERVICES, LLC			1	100%	1
MT SINA1 HOSPICE			1	100%	1
BAYMEADOWS PEDIATRIC CARE		1			1
CAH ACQUISITION COMPANY 11 LLC			1	100%	1
Cibolo Creek Rehabilitation Health Living Center		1			1
WALGREENS #06025		1			1
METRO HEALTH HOSPITAL LABORATORY		1			1

COVID-19: testing by laboratory

Data through May 21, 2021 verified as of May 22, 2021 at 09:25 AM

Data in this report are provisional and subject to change.

The numbers in the table below represent the number of Florida and non-Florida residents for whom test results were received by the Department of Health. A person can be tested by more than one laboratory and can have both positive and negative results. **Therefore, the sum of the numbers in each column will be larger than the total number of people tested.**

Reporting lab	Inconclusive	Negative	Positive	Percent positive	Total
PUTNAM COUNTY PUBLIC HEALTH UNIT WIC		1			1
CASS LAKE PHS INDIAN HOSPITAL		1			1
COMMUNITY MEDICAL CARE			1	100%	1
FLORIDA DEPARTMENT OF HEALTH PALM BEACH COUNTY			1	100%	1
RYE BEACH PHARMACY INC		1			1
HOWELL BRANCH COURT			1	100%	1
ICARE		1			1
MIDDLE CREEK MEDICAL CENTER		1			1
CITYDOC URGENT CARE			1	100%	1
COVE AT THE MARBELLA,THE			1	100%	1
SLIDELL MEMORIAL HOSPITAL			1	100%	1
WALGREENS #10308		1			1
BAXTER REGIONAL MEDICAL CENTER			1	100%	1
WELLCARE URGENT CARE			1	100%	1
PARK AVENUE DERMATOLOGY NORTH			1	100%	1
BLOOMINGDALE MEDICAL ASSOC			1	100%	1
TAYLOR COUNTY HEALTH DEPARTMENT			1	100%	1
CVS IL7142POCT LOCKPORT		1			1
ALIMETRIX INC		1			1
COURTLAND TERRACE		1			1
ASHLEY PEDIATRICS DAY AND NIGHT CLINIC			1	100%	1
Alden Lincoln Park			1	100%	1
BROOKDALE AVONDALE (BU 04360)			1	100%	1
TOTAL MD			1	100%	1
ENCOMPASS HEALTH REHAB HOSP TOMS RIVER		1			1
CVS TX7286POCT HOUSTON			1	100%	1
BRADENTON EAST INTEGRATIVE MEDICINE			1	100%	1
SAINT AGNES MEDICAL CENTER			1	100%	1
WALKIN MEDICAL URGENT CARE,NEW CITY			1	100%	1
Parkview Care Center			1	100%	1
SCRIPTS PLUS INC DBA THE MEDICINE SHOP		1			1
THE EMORY CLINIC			1	100%	1
Walgreens #12153		1			1
AML DIAGNOSTICS- ADV TESTING IN METABOLIC MEDICINE			1	100%	1
CVS AZ9302POCT TUCSON		1			1
Pelican Health Norfolk			1	100%	1
BAPTIST EMERGENCY HOSPITAL - KELLY			1	100%	1
WESTCOAST FAMILY PRACTICE		1			1
AdventHealth Care Center Zephyrhills North			1	100%	1
STANDIFER PLACE		1			1
Salem Hills Rehabilitation and Nursing Center		1			1
PEACE HEALTH FAMILY MEDICINE AT 87TH AVE		1			1
Kroger 481 - The Little Clinic Houston Levee		1			1
Mayfair Village Nursing Care Center		1			1
NEW HORIZON PRIMARY CARE LLC			1	100%	1
OCALA RKC EAST HEMO #1			1	100%	1
PARK LANE NURSING HOME		1			1

COVID-19: testing by laboratory

Data through May 21, 2021 verified as of May 22, 2021 at 09:25 AM

Data in this report are provisional and subject to change.

The numbers in the table below represent the number of Florida and non-Florida residents for whom test results were received by the Department of Health. A person can be tested by more than one laboratory and can have both positive and negative results. **Therefore, the sum of the numbers in each column will be larger than the total number of people tested.**

Reporting lab	Inconclusive	Negative	Positive	Percent positive	Total
CARING PROFESSIONAL HEALTH CARE LLC		1			1
CENTRAL CAROLINA HOSPITAL			1	100%	1
COUNTY OF HAMILTON			1	100%	1
EMERUS BHS SA WESTOVER HILLS LLC			1	100%	1
NYU LANGONE AMBULATORY CARE LAKE SUCCE		1			1
APACHE HEALTH CENTER			1	100%	1
2504-HOMEWOOD		1			1
HCR-ManorCare			1	100%	1
SOUTHWOOD NURSING & RETIREMENT CENTER		1			1
SANFORD I-94 CLINIC		1			1
BROOKSVILLE REGIONAL HOSP PATIENT CARE SERVICES			1	100%	1
GATEWAY FAMILY HEALTH CLINIC			1	100%	1
Brattleboro Crossings LLC dba Pine Heights at Brattleboro		1			1
BANNER UNIVERSITY MEDICAL CENTER			1	100%	1
Kroger 541 - The Little Clinic Long Hollow Pike		1			1
STUDENT HEALTH CENTER			1	100%	1
Kroger 894 - The Little Clinic NEC		1			1
DAYTON CHILDRENS HOSPITAL LAB			1	100%	1
Mission Arch Center		1			1
FOUR FREEDOMS DIALYSIS			1	100%	1
TRAVIS LEE THOMPSON MD			1	100%	1
SACRED HEART MEDICAL CENTER			1	100%	1
SHRIVERS PHARMACY AND WELLNESS CENTER			1	100%	1
KROGER 785 - THE LITTLE CLINIC DIXIE HWY		1			1
SOUTHWOOD HEALTHCARE CENTER		1			1
ELKTON TRANSITIONAL CARE CENTER		1			1
PEDIATRIC ASSOC OF JACKSONVILLE PA			1	100%	1
OAKVIEW INC		1			1
PATIENT FIRST - SICKLERVILLE		1			1
LANTANA HC LAB			1	100%	1
NEW MILFORD HOSPITAL			1	100%	1
Rockcastle Health and Rehab		1			1
ERLANGER WESTERN CAROLINA HOSPITAL			1	100%	1
CVS IL2297651CV JOLIET		1			1
SHAMRA MEDICAL LABORATORY			1	100%	1
Autumn Care of Suffolk		1			1
PROGRESSIVE MEDICAL RESEARCH			1	100%	1
SOUTHEAST HEALTH WESTGATE CLINIC			1	100%	1
MEDICAL CENTER FRANKLIN			1	100%	1
CHILTON MEDICAL CENTER		1			1
LIFEWORCS WELLNESS CENTER LLC		1			1
Waddell Nursing & Rehab Center		1			1
MODERN URGENT CARE			1	100%	1
NORTH FLORIDA CHILD DEVELOPMENT, INC			1	100%	1
MOUNT SINAI MEDICAL CENTER OF FLORIDA INC			1	100%	1
Schoenbrunn Healthcare		1			1
JPS HEALTH CENTER AT TRUE WORTH PLACE			1	100%	1

COVID-19: testing by laboratory

Data through May 21, 2021 verified as of May 22, 2021 at 09:25 AM

Data in this report are provisional and subject to change.

The numbers in the table below represent the number of Florida and non-Florida residents for whom test results were received by the Department of Health. A person can be tested by more than one laboratory and can have both positive and negative results. **Therefore, the sum of the numbers in each column will be larger than the total number of people tested.**

Reporting lab	Inconclusive	Negative	Positive	Percent positive	Total
West Woods of Niles		1			1
SKY RIDGE MEDICAL CENTER - MICRO			1	100%	1
Bayou Vista Community Care Center			1	100%	1
DBA HICKORY CREEK AT ROCHESTER		1			1
ADVENTHEALTH MEDICAL GROUP UROLOGY AT EAST ORLANDO		1			1
TWIN			1	100%	1
CROWN COLONY PEDIATRICS		1			1
Brookdale Southside			1	100%	1
INFINITY HOME CARE OF PORT CHARLOTTE, LLC			1	100%	1
STAT EMERGENCY CENTER			1	100%	1
OUCH URGENT CARE			1	100%	1
ALVERNIA UNIVERSITY HEALTH AND WELLNESS CENTER		1			1
MARYLAND DEPARTMENT OF HEALTH AND MENTAL HYGIENE-LABORATORIES			1	100%	1
LIFEGUARD AIR AMBULANCE			1	100%	1
HEALTH & WELLNESS PROFESSIONALS INC			1	100%	1
FIU HEALTH CARE CENTER			1	100%	1
CARE STATION MEDICAL GROUP		1			1
JACKSONVILLE HEALTH & REHAB		1			1
MARTIN HEALTH PHYSICIAN GROUP			1	100%	1
Jenkins Living Center		1			1
FLORIDA EPIDEMIOLOGY PROGRAM			1	100%	1
GENESIS MICROBIOLOGY LAB		1			1
Longwood Community Living Center		1			1
Keller Landing Center		1			1
Manor Care of Dallastown d/b/a ManorCare Health Services - Dallastown		1			1
XPRESHECK IAD (DULLES)			1	100%	1
WHEATON FRANCISCAN LABORATORY			1	100%	1
Pinnacle Health and Rehab at South Portland		1			1
EUROFINS APPLIED GENOMICS - LOUISVILLE		1			1
EXPRESS LAB LIVINGSTON			1	100%	1
WELLSTREET CLAIRMONT		1			1
CONVENIENT MD			1	100%	1
CHC			1	100%	1
MEMORIAL HOSPITAL LOS BANOS			1	100%	1
NORTHSIDE FAMILY MEDICINE		1			1
WASHINGTON SOLDIERS HOME AND COLONY		1			1
ROMULO CAMOGLIANO MD/INTERNAL MEDICINE			1	100%	1
Accordius Health at Harrisonburg		1			1
WESLEY LONG HOSPITAL			1	100%	1
WALMART PHARMACY 10-4554		1			1
EUGENE T FINAN, MD			1	100%	1
GENESIS HOME HEALTH CARE SERVICES OF			1	100%	1
CHATEAU MADELEINE - SENIOR LIVING & MEMORY CARE			1	100%	1
PINELLAS POINT NURSING AND REHAB CENTER			1	100%	1
SUMMER PLACE NURSING & REHABILITATION		1			1
Kroger 523 - The Little Clinic Dickson			1	100%	1
Kroger 433 - The Little Clinic Atoka		1			1

COVID-19: testing by laboratory

Data through May 21, 2021 verified as of May 22, 2021 at 09:25 AM

Data in this report are provisional and subject to change.

The numbers in the table below represent the number of Florida and non-Florida residents for whom test results were received by the Department of Health. A person can be tested by more than one laboratory and can have both positive and negative results. **Therefore, the sum of the numbers in each column will be larger than the total number of people tested.**

Reporting lab	Inconclusive	Negative	Positive	Percent positive	Total
BIODORON LABORATORIES			1	100%	1
HEALTH SERVICES-COLUMBIA COLLEGE		1			1
MISSION REGIONAL MEDICAL CENTER			1	100%	1
FANNIN REGIONAL HOSPITAL			1	100%	1
ST.ELIZABETH HEALTH CENTER	1				1
Newton Wellesley Center for Alzheimer's Care		1			1
Northern Nevada State Veterans Home		1			1
INTERNAL MEDICINE ASSOCIATES OF LAKE			1	100%	1
SEATTLE-KING COUNTY			1	100%	1
VIRGINIA CVS PHARMACY, LLC DBA CVS/PHARMACY #1884		1			1
SUNRISE/QUAY COUNTY HEALTH CLINIC		1			1
Kroger 805 - The Little Clinic Lewis Center		1			1
NAVICENT HEALTH OCONEE, LLC		1			1
UPMC NORTHWEST HOSPITAL			1	100%	1
SUMMERBIO LLC			1	100%	1
GEORGETOWN URGENT CARE			1	100%	1
LACKAWANNA HEALTH AND REHAB CENTER		1			1
ADVOCATE GOOD SAMARITAN			1	100%	1
RESIDENCES AT MIAMI / REIGN GARDENS LLC, THE			1	100%	1
LAKE TRAVIS EMERGENCY HOSPITAL			1	100%	1
DIXIE REGIONAL MEDICAL CENTER			1	100%	1
PALMETTO PRIMARY CARE PHYSICIANS			1	100%	1
WITHHEALTH, INC		1			1
WINCHESTER URGENT CARE, PC		1			1
ADVENTHEALTH MEDICAL GROUP PEDIATRICS DIABETES &			1	100%	1
WESLEY MEDICAL CENTER			1	100%	1
ANMED HEALTH MEDICAL CENTER			1	100%	1
Ramsey Village		1			1
Parkwood Healthcare Facility		1			1
ST JUDE CARE CENTER		1			1
CALIFORNIA PUBLIC HEALTH LABORATORY			1	100%	1
Livingston County Center for Nursing and Rehabilitation		1			1
GREATER TAMPA AT HOME			1	100%	1
BREVARD HEALTH ALLIANCE - SARNO/MELBOURNE		1			1
Kroger - KR070300083			1	100%	1
CARENOW-MONTGOMERY			1	100%	1
HONEY BROOK MED INVESTORS LTD/DBA		1			1
WELLMED AT LINEBAUGH AVE			1	100%	1
FORT LOUDOUN PRIMARY CARE		1			1
HEART 2 HEART FAMILY PRACTICE			1	100%	1
HEBER VALLEY MEDICAL CENTER			1	100%	1
NAVAL BRANCH HEALTH CLINIC			1	100%	1
ADVANCED CARDIOVASCULAR DIAGNOSTICS PL		1			1
NEW YORK PRESBYTERIAN HOSPITAL			1	100%	1
BAPTIST HEALTH ASI			1	100%	1
URGENT CARE NORTHWEST		1			1
MEMORIAL PHYSICIANS LABORATORY			1	100%	1

COVID-19: testing by laboratory

Data through May 21, 2021 verified as of May 22, 2021 at 09:25 AM

Data in this report are provisional and subject to change.

The numbers in the table below represent the number of Florida and non-Florida residents for whom test results were received by the Department of Health. A person can be tested by more than one laboratory and can have both positive and negative results. **Therefore, the sum of the numbers in each column will be larger than the total number of people tested.**

Reporting lab	Inconclusive	Negative	Positive	Percent positive	Total
SPRINGBROOK HOSPITAL			1	100%	1
HONU	1				1
GENVIEW DIAGNOSIS INC			1	100%	1
BOCA MEDICAL CARE			1	100%	1
CLINICAL TRIALS OF TAMPA LLC		1			1
RAYMOND F CARON MD			1	100%	1
Walgreens #11724		1			1
ADVENT HEALTH MEDICAL GROUP MULTISPECIALTY			1	100%	1
STATE OF ALASKA			1	100%	1
IVY CREEK HEALTHCARE & WELLNESS CENTRE			1	100%	1
NICKLAUS CHILDREN'S DORAL OUTPATIENT CENTER			1	100%	1
ROSE HAVEN NURSING CENTER		1			1
ENCOMPASS HEALTH REHAB HOSP NEW ENGLAND		1			1
PIEDMONT NEWTON HOSPITAL		1			1
BROOKDALE FORT MYERS LAKES PARK			1	100%	1
CHILDRENS DOCTOR OF TAMPA BAY, THE			1	100%	1
FORT MYERS DIALYSIS		1			1
Fulton County Medical Center Long Term Care			1	100%	1
AUTUMN HOUSE			1	100%	1
ATLANTIS VISION CENTER			1	100%	1
MARIANNA DIALYSIS CENTER			1	100%	1
PULSE MEDICAL DOCTOTS LLC			1	100%	1
FAU MEMORY & WELLNESS CENTER			1	100%	1
ST. ANDREW'S SCHOOL		1			1
QUICKCARE HEALTH, INC			1	100%	1
ROCKLEDGE HEALTH & REHABILITATION CENTER			1	100%	1
SAINT JOSEPHS HOSPITAL OF ATLANTA			1	100%	1
INTERNAL MEDICINE,SCOTTS VALLEY OFFICE, PALO ALTO MEDICAL FOUNDATION			1	100%	1
MED CHOICE CENTER OF NORTH MIAMI			1	100%	1
DUBLIN METHODIST HOSPITAL			1	100%	1
San Antonio Residence and Rehabilitation Center		1			1
St. Anthonys Nursing and Rehab			1	100%	1
MARTIN MEMORIAL MEDICENTER			1	100%	1
Lemont Nursing and Rehab Center			1	100%	1
SV MOBILE HEALTH			1	100%	1
WORKCARE, INC GLOBALFOUNDRIES			1	100%	1
Gulf Coast health and Rehabilitation, LLC		1			1
Westminster Canterbury Richmond		1			1
BRIGHAM YOUNG UNIV STUDENT HEALTH CTR			1	100%	1
EPIC CARE PHARMACY		1			1
Waters of Covington		1			1
BIO REFERENCE LABORATORIES INC			1	100%	1
FLORIDA MEDICAL CLINIC PA GI			1	100%	1
ST. LUKES HOSPITAL			1	100%	1
MEDICAL CLINIC OF HOUSTON			1	100%	1
SKYRIDGE CLINICAL ASSOCIATES		1			1
ST ALPHONSUS MEDICAL GROUP - MERIDIAN HEALTH PLAZA		1			1

COVID-19: testing by laboratory

Data through May 21, 2021 verified as of May 22, 2021 at 09:25 AM

Data in this report are provisional and subject to change.

The numbers in the table below represent the number of Florida and non-Florida residents for whom test results were received by the Department of Health. A person can be tested by more than one laboratory and can have both positive and negative results. **Therefore, the sum of the numbers in each column will be larger than the total number of people tested.**

Reporting lab	Inconclusive	Negative	Positive	Percent positive	Total
VA ST LOUIS HEALTH CARE SYSTEM			1	100%	1
SIPERSTEIN DERMATOLOGY LLC			1	100%	1
SUNCOAST RESEARCH GROUP LLC			1	100%	1
DILELLA			1	100%	1
WALGREENS CP		1			1
CONNECTICUT PEDIATRICS @ CHC		1			1
HEALTH ALLIANCE			1	100%	1
Lutheran Community at Telford		1			1
US AF ACADEMY COLORADO			1	100%	1
Hinesville VA Clinic		1			1
SPRINGFIELD HOSPITAL			1	100%	1
CONEY ISLAND HOSP			1	100%	1
View Ridge Care Center		1			1
SUNRISE HOSPITAL & MEDICAL CENTER-POC TESTING LAB			1	100%	1
BAYSTATE REFERENCE LABORATORY			1	100%	1
Chateau Dville Rehab & Retirement		1			1
Absolut Care of Gasport		1			1
MEDEXPRESS URGENT CARE - JACKSON		1			1
KID FIXERS		1			1
ACCESS HEALTH CARE PHYSICIANS, LLC		1			1
CATHEDRAL GERONTOLOGY CENTER DBA CATHEDRAL CARES			1	100%	1
LCMC LAB SUBSECTION		1			1
SAINT FRANCIS HOSPITAL			1	100%	1
RADIANCE HEALTH RX		1			1
ADDINGTON PLACE EAST LAKE		1			1
PARKVIEW OUTREACH COMMUNITY CENTER			1	100%	1
Churchman Village LLC		1			1
CHILDREN'S CLINIC			1	100%	1
FRESENIUS KIDNEY CARE OF CLERMONT WEST			1	100%	1
CORAL SPRINGS RAPID ANTIGEN TESTING			1	100%	1
FAMILY MEDICAL CENTER OF HOLLYWOOD PA			1	100%	1
UNIVERSITY OF MIAMI - LENNAR CENTER			1	100%	1
EVERLYWELL DIAGNOSTICS			1	100%	1
MRMC LAB MICRO			1	100%	1
CVS OH3481POCT MARYSVILLE		1			1
EH FARGO HOSPITAL LABORATORY			1	100%	1
MEDEXPRESS URGENT CARE - LEOMINSTER		1			1
Traymore Nursing Center		1			1
CARDIAC AND VASCULAR CONSULTANTS MD PA		1			1
DOCTORS CARE - GREER		1			1
PATHLAB SERVICES			1	100%	1
INTERIM HEALTHCARE OF PALM COAST			1	100%	1
HALIFAX FAMILY HEALTH CENTER			1	100%	1
ANDERSON NURSING CENTER			1	100%	1
Cerenity Senior Care-White Bear Lake		1			1
WYTHE CNTY COMMUNITY HOSP LABORATORY			1	100%	1
CORPORATION OF AMERICA		1			1

COVID-19: testing by laboratory

Data through May 21, 2021 verified as of May 22, 2021 at 09:25 AM

Data in this report are provisional and subject to change.

The numbers in the table below represent the number of Florida and non-Florida residents for whom test results were received by the Department of Health. A person can be tested by more than one laboratory and can have both positive and negative results. **Therefore, the sum of the numbers in each column will be larger than the total number of people tested.**

Reporting lab	Inconclusive	Negative	Positive	Percent positive	Total
HUNTSVILLE HOSPITAL			1	100%	1
ADVANCED LABORATORY SERVICES			1	100%	1
YOUTH HEALTH CENTER OF HUNTINGTON		1			1
Good Samaritan Society - Albion		1			1
Summit Medical Group Morristown Oncology		1			1
PSL JAX BEACH OPERATIONS LLC			1	100%	1
ELLIS HOSPITAL URGENT CARE CENTER LAB		1			1
INTERIM HEALTHCARE			1	100%	1
AMALIA'S COMMUNITY CLINIC, CORP			1	100%	1
INNOVATIVE HEALTH DIAGNOSTIC OF CALIFORNIA			1	100%	1
SUTTER GOULD MEDICAL FOUNDATION			1	100%	1
CATHOLIC MEDICAL CENTER			1	100%	1
RIVERTON CBOC			1	100%	1
LOWCOUNTRY URGENT CARE			1	100%	1
LOUNDY		1			1
DR. K PEDIATRICS			1	100%	1
IDAHO HEALTH DEPARTMENT			1	100%	1
AIRPORT MEDICAL SOLUTIONS ORLANDO			1	100%	1
BRIDGEWAY CENTER INC			1	100%	1
NEW ERA HEALTH CENTER INC		1			1
CVS MA6466POCT SWANSEA		1			1
LEE HEALTH KIDS URGENT CARE		1			1
AUGUSTA HEALTH SD			1	100%	1
HOLMES FAMILY PRACTICE PA			1	100%	1
SPECTRUM LUDINGTON			1	100%	1
HARBIN CLINIC, LLC - MAIN OFFICE		1			1
UMC WEST CLINIC			1	100%	1
HEALTHCARE PARTNERS FAMILY MEDICINE LLC			1	100%	1
Grays Harbor Health and Rehabilitation		1			1
VERIFY LABS			1	100%	1
EMERGENCY CARE SERVICES LAB AT JFK MEDICAL CENTER			1	100%	1
VETERANS AFFAIRS MEDICAL CENTER - EAST ORANGE			1	100%	1
SANFORD LABORATORY BISMARCK			1	100%	1
ALAN MOORE		1			1
D'YOUVILLE SCHOOL OF PHARMACY		1			1
MYLAN-SOUTH POINT PA		1			1
FLORIDA WATERMAN HOSPITAL			1	100%	1
REGIONAL MEDICAL CENTER			1	100%	1
DPH OP LAB			1	100%	1
LANCASHIRE HALL NURSING AND REHABILITATION CENTER		1			1
CAREONE AT THE CUPOLA		1			1
MOUNT DORA DIALYSIS			1	100%	1
GABRIELA GOLDSTEIN MD PA			1	100%	1
JUPITER MEDICAL GROUP			1	100%	1
FAMILY HEALTHCARE SERVICES			1	100%	1
HEBER VALLEY HOSPITAL			1	100%	1
LAURELS OF NORWORTH		1			1

COVID-19: testing by laboratory

Data through May 21, 2021 verified as of May 22, 2021 at 09:25 AM

Data in this report are provisional and subject to change.

The numbers in the table below represent the number of Florida and non-Florida residents for whom test results were received by the Department of Health. A person can be tested by more than one laboratory and can have both positive and negative results. **Therefore, the sum of the numbers in each column will be larger than the total number of people tested.**

Reporting lab	Inconclusive	Negative	Positive	Percent positive	Total
LAKEWOOD RANCH URGENT CARE PA			1	100%	1
CROWNPOINT HEALTHCARE FACILITY		1			1
GULF BREEZE TREATMENT CENTER, LLC			1	100%	1
JET MEDICAL CENTER			1	100%	1
SINAI URGENT CARE FORT WORTH, LLC			1	100%	1
INDIGO PALMS			1	100%	1
Kroger 419 - The Little Clinic Farmington/Exeter		1			1
ANCHOR DIRECT PRIMARY CARE LLC		1			1
BISHOP KEARNEY		1			1
PENNY PEDIATRICS		1			1
TMH PHYSICIAN PARTNERS WAKULLA			1	100%	1
BACON COUNTY HOSPITAL		1			1
ST. JOSEPH MERCY ANN ARBOR HOSPITAL			1	100%	1
RENEGADEXBIO, PBC	1				1
OMNICARE PHARMACY OF TEXAS 1, LP		1			1
ELKHART GENERAL HOSPITAL			1	100%	1
MEMORIALCARE LONG BEACH MEDICAL CENTER			1	100%	1
SOPHIA MEDICAL ASSOCIATES, PC			1	100%	1
FAMILY MEDICAL CENTERS			1	100%	1
COLER REHABILITATION AND NURSING CARE		1			1
AUTUMN CARE OF STATESVILLE, LLC		1			1
VIVIAN SIMMONS FAMILY PRACTICE			1	100%	1
CARE ATC INC			1	100%	1
Manor Care Health Care Services - Williamsport North		1			1
SUNSHINE FAMILY & WELLNESS CENTER			1	100%	1
NORTH WEST FLORIDA DIAGNOSTIC ENOCRINOLOGY CLINIC			1	100%	1
BROOKS COUNTY HOSPITAL			1	100%	1
BREVARD COUNTY JAIL			1	100%	1
WALGREENS # 12338		1			1
MAINE HEALTH AND ENVIRONMENTAL TESTING LABORATORY			1	100%	1
SWIFTCARE URGENT CARE, PLLC			1	100%	1
BROWNSVILLE ADULT AND PEDIATRIC CLINIC			1	100%	1
MED FIRST URGENT CARE CENTERS INC			1	100%	1
MEDICAL CENTER			1	100%	1
MISSION HOSPITAL			1	100%	1
MERITER LABORATORIES			1	100%	1
MEDSTAT WARSAW			1	100%	1
DOCTORS CHOICE HOME CARE INC			1	100%	1
CELEBRATION FAMILY PHYSICIANS LLC			1	100%	1
ST ROSE HOSPITAL			1	100%	1
WALGREENS #05690		1			1
AURORA HEALTH CARE METRO INC			1	100%	1
FAITH FAMILY PRACTICE			1	100%	1
Williamstown Commons			1	100%	1
KEY WEST BRANCH MEDICAL CLINIC			1	100%	1
NATION'S BEST CARE HOME HEALTH			1	100%	1
DESTIN SURGERY CENTER LTD		1			1

COVID-19: testing by laboratory

Data through May 21, 2021 verified as of May 22, 2021 at 09:25 AM

Data in this report are provisional and subject to change.

The numbers in the table below represent the number of Florida and non-Florida residents for whom test results were received by the Department of Health. A person can be tested by more than one laboratory and can have both positive and negative results. **Therefore, the sum of the numbers in each column will be larger than the total number of people tested.**

Reporting lab	Inconclusive	Negative	Positive	Percent positive	Total
US LABORATORIES			1	100%	1
PINECREST MANOR		1			1
CCR MEDICAL CENTER, LLC			1	100%	1
HEALTH GUAGE			1	100%	1
ELDERWOOD AT WAVERLY		1			1
ADVANCE CARDIOVASCULAR IMAGING, INC			1	100%	1
Heartland of Columbia		1			1
LABORATORY COPRORATION OF AMERICA			1	100%	1
BROOKSVILLE REGIONAL HOSPITAL			1	100%	1
BARTLE'S PHARMACY INC			1	100%	1
MEDHEALTH CLINICAL INC			1	100%	1
Walgreens #12271		1			1
WELLMED AT LONGWOOD			1	100%	1
ABINGTON MEMORIAL HOSPITAL			1	100%	1
AMBRY GENETICS CORP	1				1
BAPTIST MEDICAL CENTER			1	100%	1
Kroger - KR001100688			1	100%	1
FLORIDA HOSPITAL TRANSPLANT CENTER		1			1
FAMILY MEDICAL CENTRE			1	100%	1
BROOKDALE WEST PALM BEACH			1	100%	1
NORTH CAROLINA STATE LABORATORY OF PUBLIC HEALTH, SPECTRUM LAB NETWORK			1	100%	1
COLLIER BLVD HMA PHYSICIANS MANAGEMENT LLC			1	100%	1
AMBULATORY CARE CLINIC, LLC			1	100%	1
LIBERTY COMMONS NURSING AND REHABILITA		1			1
Crowne Place Assisted Living		1			1
DAYTONA BEACH DIALYSIS			1	100%	1
SILVER SPRINGS SHORES DIALYSIS			1	100%	1
LAKE VIEW COURT		1			1
M.D. ANDERSON CANCER CENTER			1	100%	1
BRISTOL REGINAL MEDICAL CENTER			1	100%	1
Raleigh Center (WV)			1	100%	1
MT VIEW			1	100%	1
SOUTH COUNTY NURSING AND REHABILITATION		1			1
HEARTLAND OF ZEPHYRHILLS FL, LLC			1	100%	1
UT HEALTH RIO GRANDE VALLEY PRIMARY CARE AT			1	100%	1
MISSOURI DEPT. OF HEALTH			1	100%	1
Encompass Health Rehab Hosp Albuquerque		1			1
SOFFER HEALTH INSTITUTE			1	100%	1
CENTER AT WATERFRONT		1			1
TRANSCEND PERFORMANCE AND LIFESTYLE INSTITUTE			1	100%	1
CORVALLIS CLINIC PC LAB		1			1
SARASOTA MEMORIAL HOSPITAL		1			1
PEDIATRIC ASSOCIATES - JACKSONVILLE			1	100%	1
MEDEX CLINIC LLC			1	100%	1
ACL LABORATORIES			1	100%	1
YOUR KIDS URGENT CARE			1	100%	1
Regency Square			1	100%	1

COVID-19: testing by laboratory

Data through May 21, 2021 verified as of May 22, 2021 at 09:25 AM

Data in this report are provisional and subject to change.

The numbers in the table below represent the number of Florida and non-Florida residents for whom test results were received by the Department of Health. A person can be tested by more than one laboratory and can have both positive and negative results. **Therefore, the sum of the numbers in each column will be larger than the total number of people tested.**

Reporting lab	Inconclusive	Negative	Positive	Percent positive	Total
GOOD SAMARITAN HOSPITAL LAB			1	100%	1
LADY OF THE SEA HOSPITAL LAB			1	100%	1
KELLY			1	100%	1
APS-SUMMIT CARE PHARMACY, LLC DBA OMNICARE		1			1
Kempsville Health and Rehab Center		1			1
MEDEXPRESS URGENT CARE - WILLINGBORO		1			1
PARK AVENUE MEDICAL PROFESSIONALS PC		1			1
WRIGHT PATTERSON AFB MEDICAL CENTER			1	100%	1
NORDX			1	100%	1
WEST FLORIDA HOSPITAL LABORATORY			1	100%	1
NHC HEALTH CARE CENTER		1			1
The Pines at Catskill		1			1
METHODISM MIDLOTHIAN MEDICAL CENTER			1	100%	1
CLARKSVILLE MANOR INC		1			1
INDIANA INTERNAL MEDICINE			1	100%	1
Advanced Health Care of St. George		1			1
ADVENTHEALTH DURAND			1	100%	1
CORE OCCUPATIONAL MEDICINE			1	100%	1
NEW ULM MEDICAL CENTER			1	100%	1
PREVENTIVE CARDIOLOGY AND INTERNAL MEDICINE ASSOCI			1	100%	1
PRIME HEALTHCARE SERVICES		1			1
TRIPLE O RESEARCH INSTITUTE PA			1	100%	1
HEARTLAND PHARMACY SEBRING			1	100%	1
CLIFTON-FINE HOSPITAL LABORATORY		1			1
Bolingreen Health and Rehabilitation		1			1
MORELL			1	100%	1
NEXT LEVEL URGENT CARE			1	100%	1
THYROID SPECIALTY LABORATORY			1	100%	1
LAKE CHELAN COMMUNITY HOSPITAL		1			1
BAM INC		1			1
Walgreens #5421		1			1
MIAMI CHILDRENS HOSPITAL MIDTOWN OUTPATIENT CENTER			1	100%	1
Kroger 367 - The Little Clinic Walton		1			1
MID-SOUTH URGENT CARE, PLLC			1	100%	1
MEDICAL ASSOCIATES OF PINELLAS - LAB			1	100%	1
WEST FLORIDA MEDICAL ASSOCIATES PA			1	100%	1
CRYSTAL RIVER FIRE DEPARTMENT			1	100%	1
EMERALD HEALTH CARE		1			1
FOUNTAIN VALLEY REGIONAL HOSPITAL & MEDICAL CENTER			1	100%	1
Walgreens #19461		1			1
NHSN_AIMS		1			1
PRESTIGE ER			1	100%	1
JOHN HOPKINS WELLNESS CENTER PEPSICO			1	100%	1
PUBLIC HEALTH LABORATORIES			1	100%	1
Medilodge of Midland		1			1
PATEL MINESH		1			1
BAPTIST HOSPITAL FAMILY MEDICINE TIGER POINT			1	100%	1

COVID-19: testing by laboratory

Data through May 21, 2021 verified as of May 22, 2021 at 09:25 AM

Data in this report are provisional and subject to change.

The numbers in the table below represent the number of Florida and non-Florida residents for whom test results were received by the Department of Health. A person can be tested by more than one laboratory and can have both positive and negative results. **Therefore, the sum of the numbers in each column will be larger than the total number of people tested.**

Reporting lab	Inconclusive	Negative	Positive	Percent positive	Total
Hillandale Health Care		1			1
YOUR GOOD HEALTH MEDICAL GROUP PA			1	100%	1
IC LABS			1	100%	1
Walgreens #9121		1			1
BIOLOGICAL AND CHEMICAL EMERGENCIES LABORATORY			1	100%	1
Life Care Center of Auburn		1			1
VIP STARNETWORK		1			1
Good Samaritan Society-Atkinson		1			1
BLUE RIDGE URGENT CARE MORGANTON			1	100%	1
LIFESPAN HEALTH - SELMER		1			1
REHABILITATION CENTER OF ALBUQUERQUE		1			1
CVS TX7824POCT GARLAND		1			1
WALGREENS #05150		1			1
LAURELS OF ATHENS, THE		1			1
EAST END PEDIATRICS		1			1
TRANSYLVANIA REGIONAL HOSPITAL LAB			1	100%	1
CVS PA2867POCT FOLSOM		1			1
CARENOW URGENT CARE-HENDERSONVILLE		1			1
Masonic Medical Research Institute			1	100%	1
ADVENT HEALTH MEDICAL GROUP AT PINELLAS PARK			1	100%	1
VOLKSWAGON GROUP OF AMERICA ONSITE MEDICAL CLINIC		1			1
CFHC - FROSTPROOF			1	100%	1
CVS MI22230CV WAYNE COUNTY COMMUNITY COLLEGE			1	100%	1
REDMOND URGENT CARE			1	100%	1
MANHATTAN COLLEGE HEALTH SERVICES		1			1
MERCY GENERAL HOSPITAL			1	100%	1
UNIVERSITY OF MIAMI PRIMARY CARE SITE UMHC 3039			1	100%	1
ULTIMATE DX CORP			1	100%	1
UCSD MICROBIOLOGY LABORATORY			1	100%	1
Diversicare of Eupora		1			1
LAB. CORP. OF AMERICA			1	100%	1
APPLECARE URGENT CARE KINGSLAND			1	100%	1
Kroger 527 - The Little Clinic Hwy 70 S.		1			1
PROGRESSIVE MEDICAL LAB LLC			1	100%	1
NORTH BREVARD CHILDRENS MEDICAL CENTER			1	100%	1
Vibrallife of El Paso Rehabilitation Center			1	100%	1
CAN COMMUNITY HEALTH NORTH MIAMI, FL		1			1
KIDZ CARE PEDATRICS			1	100%	1
JAMES A HENRY MD LLC			1	100%	1
CARESPOT - WELLINGTON			1	100%	1
CARESPOT - MIAMI GARDENS			1	100%	1
MEDEXPRESS WELL - OLDSMAR			1	100%	1
INTERNAL MEDICINE GROUP OF WINTER HAVEN PA		1			1
MEDEXPRESS URGENT CARE - PATRICK STREE			1	100%	1
Accordius Health at Gastonia			1	100%	1
HOLYOKE MEDICAL CENTER			1	100%	1
EDWARD HOSPITAL			1	100%	1

COVID-19: testing by laboratory

Data through May 21, 2021 verified as of May 22, 2021 at 09:25 AM

Data in this report are provisional and subject to change.

The numbers in the table below represent the number of Florida and non-Florida residents for whom test results were received by the Department of Health. A person can be tested by more than one laboratory and can have both positive and negative results. **Therefore, the sum of the numbers in each column will be larger than the total number of people tested.**

Reporting lab	Inconclusive	Negative	Positive	Percent positive	Total
Medilodge of Kalamazoo		1			1
Kroger 126 - The Little Clinic Cottonwood		1			1
CLINICAL LABORATORY DEPARTMENT			1	100%	1
Arlington Health and Rehabilitation		1			1
CLINTON DRUG STORE		1			1
Central Alabama Veterans HCS - East Campus		1			1
LINCOLN COUNTY MEDICAL CENTER		1			1
Oakview Manor Health and Rehab		1			1
METHODIST HOSPITAL SOUTHLAKE			1	100%	1
Brio of Johnston		1			1
PARTNERS IN PRIMARY CARE		1			1
HANCOCK REGIONAL HOSPITAL		1			1
Kroger 539 - The Little Clinic Memorial Blvd.		1			1
MARYWOOD HEIGHTS		1			1
ELATION HEALTH		1			1
DEPARTMENT OF HEALTH SERVICES			1	100%	1
MEA PRIMARY CARE PLUS BYRAM			1	100%	1
WAYCROSS INTRTNAL MEDICINE			1	100%	1
BRIDGEWATER PARK ASSISTED LIVING LLC			1	100%	1
ANDREWS			1	100%	1
WARREN GENERAL HOSPITAL			1	100%	1
PORTNEUF MEDICAL CENTER		1			1
Walgreens #10988		1			1
HAVASU REGIONAL MEDICAL CENTER			1	100%	1
MEDEXPRESS URGENT CARE - LAWTON		1			1
J F K PEDIATRICS			1	100%	1
TALLAHASSEE DIALYSIS		1			1
Oak Hill Health & Rehabilitation Center			1	100%	1
CLINICAL MICROBIOLOGY LAB FAIRVIEW UNIVERSITY HOSPITAL			1	100%	1
ALTA BATES SUMMIT MEDICAL CENTER CLINICAL LAB			1	100%	1
ADVANCE GASTROENTEROLOGY			1	100%	1
CHILDRENS HEALTHCARE CTE OF NORTHERN		1			1
MED LAB SERVICES, LLC			1	100%	1
FIRST CARE OF GAINESVILLE			1	100%	1
WATERSIDE HEALTH & REHAB CENTER, LLC		1			1
COASTAL MANOR		1			1
PALM BEACH PEDIATRIC UROLOGY			1	100%	1
Villa Maria			1	100%	1
WALGREENS #12624		1			1
TILLAMOOK COUNTY GENERAL HOSPITAL LAB		1			1
Perham Living			1	100%	1
LONG ISLAND MINIMALLY INVASIVE SURGERY		1			1
PASCO COUNTY HEALTH DEPARTMENT			1	100%	1
APOLLOMDX LLC			1	100%	1
SGMC- SMITH NORTHVIEW CAMPUS			1	100%	1
PALMA CEIA MED GROUP-SWANN		1			1
CARE ADVANTAGE			1	100%	1

COVID-19: testing by laboratory

Data through May 21, 2021 verified as of May 22, 2021 at 09:25 AM

Data in this report are provisional and subject to change.

The numbers in the table below represent the number of Florida and non-Florida residents for whom test results were received by the Department of Health. A person can be tested by more than one laboratory and can have both positive and negative results. **Therefore, the sum of the numbers in each column will be larger than the total number of people tested.**

Reporting lab	Inconclusive	Negative	Positive	Percent positive	Total
PARKWAY REGIONAL MEDICAL CENTER LAB			1	100%	1
PERFECT HEALTH URGENT CARE AND MEDICAL		1			1
NEMOURS CHILDRENS URGENT CARE			1	100%	1
RESTORE MEDICAL PARTNERS PLLC			1	100%	1
STAYING HEALTHY MEDICAL SERVICES			1	100%	1
APPLECARE URGENT CARE			1	100%	1
MEDICAL UNIVERSITY OF SOUTH CAROLINA			1	100%	1
BRUSHY CREEK FAMILY HOSPITAL			1	100%	1
MEMPHIS URGENT CARE #2, LLC			1	100%	1
Riverside Nursing & Rehabilitation Center		1			1
Kroger 929 - The Little Clinic Corryville		1			1
BAPTIST MEDICAL PLAZA AT MIAMI LAKES DIAGNOSTICS			1	100%	1
TITAN GENOMICS, LLC			1	100%	1
WELLPATH			1	100%	1
UNITED HEALTHCARE			1	100%	1
SUNY AT STONY BROOK			1	100%	1
PENROSE HOSPITAL			1	100%	1
PROVIDENCE HOSPITAL			1	100%	1
Dugan Memorial Home		1			1
CAROLINAS MEDICAL CENTER			1	100%	1
FRESENIUS KIDNEY CARE OCALA			1	100%	1
SHAW MEDICAL GROUP LLC			1	100%	1
US PUBLIC HEALTH SERVICE HOSPITAL			1	100%	1
PM PEDIATRICS OF VIRGINIA			1	100%	1
NORTHSIDE FAMILY MEDICINE AND URGENT CARE (MIDTOWN)		1			1
VERITAS GENETICS, INC.			1	100%	1
ALL PRO ORTHOPEDICS & SPORTS MEDICINE, PA			1	100%	1
ABBOTT VASCULAR OCCUPATIONAL HEALTH SE		1			1
Medilodge of Marshall		1			1
Kroger 588 - The Little Clinic Thompsons Station		1			1
PUBLIX PHARMACY #1122		1			1
BGB SUMMIT MEDICAL GROUP		1			1
WESTEX URGENT CARE, PLLC			1	100%	1
Miller Health Care Center			1	100%	1
CLINICAL PATHOLOGY LABORATORIES SOUTHEAST INC			1	100%	1
St. Catherine's manor of Findlay		1			1
DSL TENANT II LLC			1	100%	1
PINES AT RUTLAND, THE		1			1
CHILDRENS CLINIC OF PENSACOLA PA			1	100%	1
MEDCARE-GARNERS FERRY			1	100%	1
SOUTHWEST ORLANDO FAMILY MEDICINE, PL			1	100%	1
SUN CITY DIAGNOSTIC CENTER			1	100%	1
CURRY HLTH DIST DBA CURRY GENERAL HOSPITAL		1			1
Waycross VA CBOC		1			1
SOUTHERN FAMILY HEALTH			1	100%	1
WELLINGTON WEST 100176			1	100%	1
SUTTER HEALTH SACRAMENTO SIERRA REGION			1	100%	1

COVID-19: testing by laboratory

Data through May 21, 2021 verified as of May 22, 2021 at 09:25 AM

Data in this report are provisional and subject to change.

The numbers in the table below represent the number of Florida and non-Florida residents for whom test results were received by the Department of Health. A person can be tested by more than one laboratory and can have both positive and negative results. **Therefore, the sum of the numbers in each column will be larger than the total number of people tested.**

Reporting lab	Inconclusive	Negative	Positive	Percent positive	Total
BIOMAT USA INC			1	100%	1
ELLICOTT CENTER FOR REHABILITATION AND		1			1
MEMORIAL HOSPITAL - BELLEVILLE			1	100%	1
Wexner Heritage House			1	100%	1
INTEGRATED GENETICS SEQUENOM		1			1
REGIONAL MED CTR BAYONET POINT			1	100%	1
Crowne Health Care of Thomasville		1			1
SYNAPSE ANALYTICAL LABS		1			1
LIFESTREAM BEHAVIORAL CENTER INC			1	100%	1
EXACCARE KINGSTON, LLC			1	100%	1
NIHCC			1	100%	1
DEVITA		1			1
Trenton Health and Rehabilitation		1			1
TCPA CLINICAL LABORATORIES			1	100%	1
ATHENS MEDICAL CENTER			1	100%	1
AMERICA'S ER SITE 002 LLC			1	100%	1
Eddy Memorial Geriatric Center		1			1
MARION GENERAL HOSPITAL			1	100%	1
ROCHELLE PARK MEDICAL CENTER PA		1			1
MERITUS MEDICAL CENTER			1	100%	1
AYASS BIOSCIENCE			1	100%	1
ADVENTHEALTH HOME CARE WATERMAN			1	100%	1
PROVIDENCE ST. PATRICK HOSPITAL			1	100%	1
VCU HEALTH MEDICAL CENTER PATHOLOGY			1	100%	1
Mountain City Care and Rehabilitation Center		1			1
LIFECARE MEDICAL CENTER			1	100%	1
SUNSHINE URGENT CARE			1	100%	1
MISSOURI DEPARTMENT OF HEALTH AND SENIOR SERVICES - STATE PH LAB		1			1
Trucare Living Centers - Columbus		1			1
Franciscan Convalescent Hospital		1			1
Lopatcong Center		1			1
LONESTAR 24HRER MANAGEMENT LLC DBA LONESTAR 24HRER			1	100%	1
INTERNAL MEDICINE EMILIA MURRAY MD PA		1			1
XSTREMEMD			1	100%	1
HARDIN MEMORIAL HOSPITAL - HEARTLAND PATHOLOGY CONSULTANTS			1	100%	1
DOCTORS MEDICAL CENTER			1	100%	1
JEFFREY A HIRSCHFIELD, MD PA			1	100%	1
SUMMERLIN MEDICAL CENTRE			1	100%	1
SPECIALTY MOLECULAR - DENVER			1	100%	1
KIOSK MEDICINE KENTUCKY LLC		1			1
Heartland of Pittsburgh PA, LLC		1			1
ELEMENTS PHARMACY			1	100%	1
SAMSON MEDICAL CLINIC			1	100%	1
ACCESS TOTAL CARE			1	100%	1
SOMA MEDICAL CENTER PA #4			1	100%	1
NORWOOD HEALTH CENTER		1			1
MEDICAL EXAMINERS OFFICE, LEESBURG			1	100%	1

COVID-19: testing by laboratory

Data through May 21, 2021 verified as of May 22, 2021 at 09:25 AM

Data in this report are provisional and subject to change.

The numbers in the table below represent the number of Florida and non-Florida residents for whom test results were received by the Department of Health. A person can be tested by more than one laboratory and can have both positive and negative results. **Therefore, the sum of the numbers in each column will be larger than the total number of people tested.**

Reporting lab	Inconclusive	Negative	Positive	Percent positive	Total
LOUIS STOKES CLEVELAND VA MEDICAL CENTER			1	100%	1
REDI-CARE INC			1	100%	1
NATIONAL GENETIC INSTITUTE			1	100%	1
MEDEXPRESS URGENT CARE - MT EPHRAIM		1			1
Parkside Manor		1			1
CLEVELAND CLINIC OUTPATIENT LABORATORY			1	100%	1
VillageCare Rehabilitation and Nursing Center		1			1
COMPLEX LABS, LLC		1			1
American Fork Care Center dba Heritage Care Center		1			1
NORTHWEST FLORIDA SPECIALTY PHYSICIANS LLC		1			1
PINNACLE DIALYSIS		1			1
Kroger - KRO03400316			1	100%	1
ST MARY'S HEALTHCARE LABORATORY		1			1
ENT AND ALLERGY ASSOCIATES, LLP		1			1
CEPERO PEDIATRICS PA			1	100%	1
BMRHC HARRISON		1			1
THE HOSPITALS OF PROVIDENCE EMERGENCY ROOM			1	100%	1
CULVER CITY URGENT CARE			1	100%	1
WELLNESS CENTER BY DR MIGNON,THE			1	100%	1
CONCENTRA - LEESBURG		1			1
EMERY MEDICAL CENTER			1	100%	1
LABWORKS LLC			1	100%	1
ADVANCED MEDICAL LABORATORIES (AML)			1	100%	1
MEDEXPRESS URGENT CARE-HAVERHILL		1			1
CVS SC7012POCT BALLENTINE			1	100%	1
POUDRE VALLEY HOSPITAL			1	100%	1
CLINICAL CARE, INC			1	100%	1
JFK MEDICAL CENTER			1	100%	1
Encompass Health Littleton		1			1
QUALITY LAB			1	100%	1
MEDEXPRESS URGENT CARE - PINE BLUFF S		1			1
HIGHLAND LABORATORY			1	100%	1
Creekside Center for Rehabilitation and Healing		1			1
Cornerstone at the Ranch		1			1
MIAMI-DADE COUNTY HEALTH DEPT.		1			1
KATHY L ANDERSON DO PA			1	100%	1
WELLSTREET BUCKHEAD NORTH		1			1
CONNECTICUT CVS PHARMACY, LLC		1			1
ALLEGHENY COUNTY HEALTH DEPARTMENT - PUBLIC HEALTH LABORATORY			1	100%	1
ABBOTT LABORATORIES - OCCUPATIONAL HEALTH SERVICES			1	100%	1
HATLEY HEALTH CARE, INC		1			1
PANCARE HEALTH - BRUCE			1	100%	1
FREDERICK AVENUE GROUP HOME		1			1
PORT ORANGE DIALYSIS			1	100%	1
TREASURE COAST COMMUNITY HEALTH INC			1	100%	1
NEXTCARE SUN CITY			1	100%	1
PALM BEACH COUNTY SHERIFF OFFICE			1	100%	1

COVID-19: testing by laboratory

Data through May 21, 2021 verified as of May 22, 2021 at 09:25 AM

Data in this report are provisional and subject to change.

The numbers in the table below represent the number of Florida and non-Florida residents for whom test results were received by the Department of Health. A person can be tested by more than one laboratory and can have both positive and negative results. **Therefore, the sum of the numbers in each column will be larger than the total number of people tested.**

Reporting lab	Inconclusive	Negative	Positive	Percent positive	Total
ST. MICHAEL'S ELITE HOSPITAL			1	100%	1
WALGREENS #12322		1			1
PHOEBE PRIMARY CARE CAMILLA			1	100%	1
UNIVERSITY PLACE NURSING CENTER		1			1
AMERITECH COLLEGE OF HEALTHCARE			1	100%	1
TREASURE COAST MEDICAL CONCIERGE LLC			1	100%	1
DOCTORS HOSPITAL OF LAREDO			1	100%	1
MORGAN MEDICAL CENTER		1			1
PAUL C SCHWARTZ & MELVIN L WEIDMAN		1			1
PINNACLE PAIN CENTER PS DBA LYNX HEALTHCARE		1			1
Ashland Place Health and Rehabilitation, LLC		1			1
HSRE-ASL CASSELBERRY TRS, LLC			1	100%	1
LEGACY SPECIALTY PHARMACY CORP			1	100%	1
Wayne County Nursing Home		1			1
CONSULATE HEALTH CARE OF VERO BEACH			1	100%	1
CHATSWORTH ASSISTED LIVING COMMUNITY AT PGA NATIONAL			1	100%	1
MEDIPLUS CLINIC, INC			1	100%	1
WILMINGTON NURSING AND REHAB			1	100%	1
STEWART MEDICAL GROUP INC			1	100%	1
MOBILE INFIRMARY MEDICAL CENTER			1	100%	1
SOUTH FLORIDA EVALUATION AND TREATMENT		1			1
HEALTHPLUS			1	100%	1
Encompass Health Rehab Hosp Tinton Falls		1			1
Northwest Metro VA OPC		1			1
Plaza Healthcare			1	100%	1
SARASOTA MEMORIAL HEALTHCARE			1	100%	1
ATMORE COMMUNITY HOSPITAL			1	100%	1
VALLEY VISTA CARE CENTER		1			1
MEDICAL SPECIALISTS OF THE PALM BEACHES			1	100%	1
PM PEDIATRICS OF BAYSIDE, PLLC		1			1
Towne Manor West		1			1
DAUGHTERS OF SARAH NURSING CENTER		1			1
SANDPIPER CLUSTER		1			1
BARRINGTON TERRACE NAPLES			1	100%	1
UF HEALTH EMERGENCY CENTER LABORATORY		1			1
WESTOX LABS		1			1
Caldwell Care		1			1
MOUNT SINAI HOSPITAL OF QUEENS			1	100%	1
ADVANCED DIALYSIS CENTER OF FORT LAUDERDALE			1	100%	1
Kroger - KRO70600172		1			1
PUBLIX PHARMACY # 1236			1	100%	1
MOREHOUSE SCHOOL OF MEDICINE		1			1
FRITZINGERTOWN SENIOR LIVING		1			1
GATEWAY COMMUNITY SERVICES INC			1	100%	1
AFTER HOURS CARE OF AMERICUS INCORPORA			1	100%	1
GULF COUNTY HEALTH DEPARTMENT			1	100%	1
MEADOWS REGIONAL MEDICAL CENTER			1	100%	1

COVID-19: testing by laboratory

Data through May 21, 2021 verified as of May 22, 2021 at 09:25 AM

Data in this report are provisional and subject to change.

The numbers in the table below represent the number of Florida and non-Florida residents for whom test results were received by the Department of Health. A person can be tested by more than one laboratory and can have both positive and negative results. **Therefore, the sum of the numbers in each column will be larger than the total number of people tested.**

Reporting lab	Inconclusive	Negative	Positive	Percent positive	Total
SUSAN F. WILLIAMS M.D., P.A.			1	100%	1
ROCK RAPIDS HEALTH CENTRE		1			1
WATERVIEW HILLS REHABILITATION AND NUR		1			1
FOUNDCARE HEALTH			1	100%	1
MYCLINIC, INC			1	100%	1
TAMPA GENERAL MEDICAL GROUP LABORATORY HEALTHPARK			1	100%	1
LIFE CARE CENTER OF CLEVELAND		1			1
PROGRESSIVE URGENT CARE, PC			1	100%	1
TOURO HOSPITAL LAB			1	100%	1
LANGLADE			1	100%	1
CMC MERCY LABORATORY			1	100%	1
PEDIATRIC PARTNERS ZEPHYRHILLS			1	100%	1
NULEASE MEDICAL SOLUTIONS			1	100%	1
MID FLORIDA DERMATOLOGY ASSOCIATES PA			1	100%	1
PEDIATRIC URGENT CARE CENTR OF FORT WORTH-LA GRAN			1	100%	1
DORA HOME CARE			1	100%	1
ORMOND PEDIATRICS PA			1	100%	1
WESTMINSTER COLLEGE		1			1
BETHESDA HEALTH PHYSICIANS GROUP		1			1
MEDEXPRESS URGENT CARE - LINDEN		1			1
ROSE MEDICAL CENTER LAB			1	100%	1
GALVESTON COUNTY HEALTH DISTRICT			1	100%	1
NEMOURS CHILDREN'S			1	100%	1
TEXAS HEALTH HARRIS METHODIST HOSPITAL			1	100%	1
AristaCare at Meadow Springs		1			1
SPORTS MEDICINE CLINIC - U OF WYOMING			1	100%	1
Life Care Center of Paradise Valley		1			1
Elmbrook Home		1			1
WALGREENS #06164		1			1
MEDHELP			1	100%	1
Piqua Manor		1			1
NC STATE LAB OF PUBLIC HEALTH			1	100%	1
ROSLYN INTERNAL MEDICINE		1			1
CVS IN4633POCT GREENFIELD		1			1
LABORATORY SERVICES SGHS - CAMDEN		1			1
Smg At Bridgewater Family Medicine		1			1
DORAL KIDNEY CENTER			1	100%	1
Signature HealthCare of Bowling Green		1			1
INTERMOUNTAIN CANYONS CLINIC			1	100%	1
NEMOURS CHILDREN'S PRIMARY CARE			1	100%	1
CRESTHAVEN			1	100%	1
LAB TEST KENDALL LLC		1			1
Portsmouth Health and Rehab			1	100%	1
Kroger 519 - The Little Clinic Staples Mill Road		1			1
RIO GRANDE REGIONAL HOSPITAL FAMILY PRACTICE CLINC			1	100%	1
KEYS PEDIATRICS PLLC			1	100%	1
CLEVELAND CLINIC FLORIDA WAIVED			1	100%	1

COVID-19: testing by laboratory

Data through May 21, 2021 verified as of May 22, 2021 at 09:25 AM

Data in this report are provisional and subject to change.

The numbers in the table below represent the number of Florida and non-Florida residents for whom test results were received by the Department of Health. A person can be tested by more than one laboratory and can have both positive and negative results. **Therefore, the sum of the numbers in each column will be larger than the total number of people tested.**

Reporting lab	Inconclusive	Negative	Positive	Percent positive	Total
HENRICO DOCTORS HOSPITAL LABORATORY			1	100%	1
ASHLEY PEDIATRICS DAY & NIGHT CLINIC			1	100%	1
ST. ELIZABETH HEALTHCARE - FLORENCE HOSPITAL			1	100%	1
SEVEN HILLS HEALTHCARE GROUP LLC DBA		1			1
FLOYD MEDICAL CENTER/CLINICAL LAB		1			1
JOHN PETER SMITH HOSPITAL- OB TRIAGE			1	100%	1
MEMORIAL SATILLA HEALTH			1	100%	1
BRITTNEY WHELIHAN IRWIN ARNP LLC			1	100%	1
SMYTH COUNTY COMMUNITY HOSPITAL LABORATORY			1	100%	1
HEARTLAND NURSING & REHABILITATION		1			1
JOHN H. STROGER, JR. HOSPITAL OF COOK COUNTY			1	100%	1
CHILDRENS AT NORTH POINT URGENT CARE L		1			1
PEDIATRIC ASSOCIATES - MIAMI LAKES		1			1
HUDSON REGIONAL HOSPITAL			1	100%	1
WATERS EDGE ELEMENTARY SCHOOL			1	100%	1
MIAMI JEWISH DIALYSIS			1	100%	1
GINKGO BIOWORKS INC (CONCENTRIC)		1			1
Kroger 618 - The Little Clinic Trail Creek Village		1			1
SHERIDAN VAMC		1			1
Long Beach Care Center			1	100%	1
MARQUETTE GENERAL HOSPITAL			1	100%	1
UNIVERSITY OF ILLINOIS PATHOLOGY LAB			1	100%	1
CASA DE ORO CARE AND REHABILITATION CE		1			1
SELECT SPECIALTY HOSPITAL - ORLANDO SOUTH			1	100%	1
KEY BISCAVNE PEDIATRIC ASSOCIATES INC			1	100%	1
VITAL CARE			1	100%	1
ASHLEY K SHARMA MD PA			1	100%	1
HEART HOSPITAL OF LAFAYETTE: EMERGENCY ROOM			1	100%	1
FIT4LIFE MEDICAL CENTER			1	100%	1
JOSEPH REINA PHARMACY INC DBA JRX PHAR		1			1
Ernest Childers Outpatient Clinic		1			1
Wedgewood Manor		1			1
Freedom Pointe at The Villages			1	100%	1
ALTAMONTE SPRINGS WALK IN MED CENTER			1	100%	1
HOLYCROSS URGENT CARE AND IMAGING CENTER		1			1
PARKVIEW MANOR NURSING HOME		1			1
WMC HEALTH GROUP OF KISSIMMEE LLC			1	100%	1
Kroger 531 - The Little Clinic Waterville		1			1
ST JOSEPH MEDICAL CENTER			1	100%	1
REHABILITATION CENTER OF SOUTH GEORGIA		1			1
CYPRESS CREEK DIALYSIS CTR			1	100%	1
PALMETTO CHARTER SCHOOL□		1			1
SEASONS HOSPICE AND PALLIATIVE CARE OF			1	100%	1
PANCARE HEALTH - NORTHSIDE ELEMENTARY			1	100%	1
KAISER PERMANENTE REGIONAL REFERENCE LABORATORY		1			1
WELLSTREET SANDY SPRINGS		1			1
Shelbyville Manor		1			1

COVID-19: testing by laboratory

Data through May 21, 2021 verified as of May 22, 2021 at 09:25 AM

Data in this report are provisional and subject to change.

The numbers in the table below represent the number of Florida and non-Florida residents for whom test results were received by the Department of Health. A person can be tested by more than one laboratory and can have both positive and negative results. **Therefore, the sum of the numbers in each column will be larger than the total number of people tested.**

Reporting lab	Inconclusive	Negative	Positive	Percent positive	Total
CLASSEN URGENT CARE CLINIC			1	100%	1
PRECISE PATHOLOGY ASSOCIATES PLLC			1	100%	1
ANSWERS RESOURCE FACILITY		1			1
EVENTIDE LUTHERAN HOME		1			1
Excel Care Center			1	100%	1
SEMA4			1	100%	1
PROVIDENCE PORTLAND MEDICAL CENTER		1			1
AVON PARK CLUSTER		1			1
Cameron VA Clinic			1	100%	1
SOUTH DADE NURSING & REHABILITATION CENTER			1	100%	1
STOPWATCH URGENT CARE			1	100%	1
MOUNT SINAI CARDIO PRI CARE			1	100%	1
MEMORIAL HOSPITAL AT GULFPORT			1	100%	1
DUKE UNIVERSITY MEDICAL CENTER			1	100%	1
SIGNATURE HEALTHCARE OF BUCKHEAD		1			1
KISSIMMEE HOME TRAINING		1			1
WMG URGENT CARE WOODSTOCK			1	100%	1
MALUHIA		1			1
LEE MEMORIAL HOSPITAL OUTPATIENT SURGERY CENTER			1	100%	1
SOUTHEASTERN INTEGRATED MEDICAL PL			1	100%	1
Kroger 532 - The Little Clinic Murfreesboro		1			1
SANCHEZ CAZAU MEDICAL GROUP			1	100%	1
ADVANCE FLORIDA CONSULTING			1	100%	1
MEMORIAL HERMANN OCCUPATIONAL HEALTH			1	100%	1
Sarah A. Todd Memorial Home		1			1
FLORIDA HEART AND VASCULAR MULTISPECIALTY GROUP PA			1	100%	1
SUMMIT URGENT CARE - FAYETTEVILLE		1			1
FIRST CARE HOME SERVICES INC			1	100%	1
ARIZONA STATE LABORATORY			1	100%	1
CHILDREN'S AT CHAMBLEE BROOKHAVEN URGE		1			1
Consulate Health Care of Tallahassee			1	100%	1
TUNIS STREET GROUP HOME		1			1
YUMA REGIONAL MEDICAL CENTER			1	100%	1
Good Shepherd Fairview Home, Inc.		1			1
EAST LANSING OPCO		1			1
Avantara Lake Norden		1			1
USA Healthcare LTC, LLC - Folsom Center for Rehabilitation & Healthca		1			1
MINNESOTA HERITAGE HOUSE		1			1
SANTA CRUZ COUNTY HEALTH SERVICES			1	100%	1
MULTICARE PHYSICIANS			1	100%	1
AHUJA MEDICAL CENTER			1	100%	1
PRINCIPLE DIAGNOSTICS LLC			1	100%	1
LOUISIANA STATE LAB			1	100%	1
PINEVILLE PHARMACY			1	100%	1
AVERA SACRED HEART HOSPITAL			1	100%	1
ST FRANCIS HOSPITAL LABORATORY		1			1
ADVENTHEALTH SENIOR CARE AT ORMOND			1	100%	1

COVID-19: testing by laboratory

Data through May 21, 2021 verified as of May 22, 2021 at 09:25 AM

Data in this report are provisional and subject to change.

The numbers in the table below represent the number of Florida and non-Florida residents for whom test results were received by the Department of Health. A person can be tested by more than one laboratory and can have both positive and negative results. **Therefore, the sum of the numbers in each column will be larger than the total number of people tested.**

Reporting lab	Inconclusive	Negative	Positive	Percent positive	Total
MEDEXPRESS URGENT CARE - BENTONVILLE		1			1
NEW RIVER HEALTH DISTRICT			1	100%	1
MEDCARE QUALITY MEDICAL CENTER LLC			1	100%	1
MEDEXPRESS URGENT CARE-BRENTWOOD		1			1
PATIENT FIRST-GENERAL BOOTH			1	100%	1
MEDICAL ASSOCIATES OF CARTER		1			1
Heritage of Red Cloud		1			1
Orange City Nursing and Rehab Center			1	100%	1
MEDPOST URGENT CARE - CIBOLO			1	100%	1
LEE MEMORIAL HEALTH SYSTEMS HOME HEALTH		1			1
Juniper Village at Bucks County		1			1
bishop rehabilitation and nursing center		1			1
ADVENTHEALTH MEDICAL GROUP FAMILY			1	100%	1
AUSTIN ER LLC			1	100%	1
Encompass Health Rehab Hosp Harmarville		1			1
URGENTMED			1	100%	1
SHANNON MEDICAL CENTER			1	100%	1
CENTRAL MAINE MED CTR LAB			1	100%	1
KENDALL PEDIATRICS PARTNERS LLC			1	100%	1
Kroger 779 - The Little Clinic Georgetown		1			1
Kroger 395 - The Little Clinic Blanchester		1			1
WVU MEDICINE - WESTON			1	100%	1
UHS BINGHAMTON GENERAL			1	100%	1
RAAZI CLINICAL LABORATORY LLC			1	100%	1
Arlington Care Center			1	100%	1
VIP FAMILY PRACTICE			1	100%	1
Quince Nursing and Rehabilitation Center		1			1
TMH PHYSICIAN PARTNERS QUINCY			1	100%	1
HIGHLANDS CLINICAL LABORATORY			1	100%	1
AHC Dyersburg		1			1
PRIME CARE FAMILY MEDICINE			1	100%	1
ST FRANCIS MEDICAL CENTER			1	100%	1
VA Texas Valley Coastal Bend Harlingen HCC		1			1
Kroger - KRO62000426			1	100%	1
KNAPP MEDICAL GROUP			1	100%	1
Belvoir Woods Health Care Center at The Fairfax		1			1
Spring Gate Rehab and Healthcare Center		1			1
MEDEXPRESS URGENT CARE - UNIONTOWN		1			1
Medford Multicare		1			1
FRIO REGIONAL PRIMARY CARE AND URGENT CARE CLINIC			1	100%	1
Oklahoma Methodist Manor			1	100%	1
PCG MOLECULAR			1	100%	1
Chicago Heights CBOC		1			1
UNIVERSAL DIAGNOSTICS LABORATORIES			1	100%	1
CAN COMMUNITY HEALTH LLC		1			1
INFECTION CONTROL DEPT			1	100%	1
Monument Health Strugis Care Center		1			1

COVID-19: testing by laboratory

Data through May 21, 2021 verified as of May 22, 2021 at 09:25 AM

Data in this report are provisional and subject to change.

The numbers in the table below represent the number of Florida and non-Florida residents for whom test results were received by the Department of Health. A person can be tested by more than one laboratory and can have both positive and negative results. **Therefore, the sum of the numbers in each column will be larger than the total number of people tested.**

Reporting lab	Inconclusive	Negative	Positive	Percent positive	Total
CSL PLASMA LAB			1	100%	1
CLEMENT MANOR HEALTH CENTER		1			1
Saint Joseph Living Center		1			1
Oakland Nursing and Rehabilitation Center		1			1
HERNANDO COUNTY HEALTH DEPT			1	100%	1
HEALTHCARE FOR THE HOMELESS			1	100%	1
DERMDX, DIV OF AURORA DIAGNOSTICS/BERNHARDT LAB		1			1
SOUTHWEST VIRGINIA COMMUNITY HEALTH SYSTEMS			1	100%	1
SOLARIS HEALTHCARE PLANT CITY		1			1
FAMILY MEDICINE AT CELEBRATION		1			1
CARESTAT HOSPICE SERVICES			1	100%	1
HARBOR OAKS GOLDEN YEARS			1	100%	1
SHARP GROSSMONT HOSPITAL LABORATORY			1	100%	1
SCRIPPS MEDICAL LABORATORY- JEFFERSON			1	100%	1
Chatsworth Health Care		1			1
Imperial Healthcare Centre			1	100%	1
PENSACOLA PRIMARY CARE INC		1			1
DR DAN C TRIGG MEMORIAL HOSPITAL		1			1
FAMILY FIRST WELLNESS		1			1
STORMONT VAIL HOSPITAL			1	100%	1
TITUSVILLE REHABILITATION AND NURSING CENTER		1			1
BOCA GENERAL AND FAMILY MEDICINE		1			1
Kroger 767 - The Little Clinic Beaumont		1			1
DAVENPORT DIALYSIS CENTER		1			1
THE LITTLE CLINIC, LLC			1	100%	1
HEALTH AND HOPE CLINIC INC			1	100%	1
COASTAL ER IX, PHYSICIANS PREMIER			1	100%	1
BRANDON OUTREACH CLINIC			1	100%	1
Kroger 670 - The Little Clinic Powell		1			1
SUNRISE CLINIC SANTA ROSA		1			1
Kroger 359 - The Little Clinic Bellevue		1			1
FRESENIUS SOUTH FORT MYERS		1			1
CVS AZ69POCT PEORIA		1			1
CLAYTON NURSING AND REHABILITATION		1			1
SIERRA HEALTH CARE CENTER		1			1
Schenectady Center for Rehabilitation & Nursing		1			1
WEST CARVER MEDICAL ASSOCIATES		1			1
Isle Health and Rehabilitation Center			1	100%	1
REGENTS PARK OF JACKSONVILLE			1	100%	1
GOOD SHEPHERD HOSPICE INC			1	100%	1
REDSTONE REHABILITATION & NURSING CENT		1			1
COMMUNITY HOSPITALS INDIANAPOLIS			1	100%	1
Mercy Manor Transition Center			1	100%	1
UNIVERSITY OF MD PATH ASSOC- MD GENOMICS			1	100%	1
SANTA ROSA PEDIATRICS			1	100%	1
WILSON FAMILY MEDICINE LLC		1			1
UT HEALTH RIO GRANDE VALLEY SPECIALTY PEDIATRICS			1	100%	1

COVID-19: testing by laboratory

Data through May 21, 2021 verified as of May 22, 2021 at 09:25 AM

Data in this report are provisional and subject to change.

The numbers in the table below represent the number of Florida and non-Florida residents for whom test results were received by the Department of Health. A person can be tested by more than one laboratory and can have both positive and negative results. **Therefore, the sum of the numbers in each column will be larger than the total number of people tested.**

Reporting lab	Inconclusive	Negative	Positive	Percent positive	Total
DSI LABORATORIES-NAPLES-7TH			1	100%	1
CENTRAL FLORIDA HEALTH CARE, INC			1	100%	1
FAIRFAX COUNTY HEALTH DEPT LABORATORY			1	100%	1
BRAZORIA COUNTY EMERGENCY SERVICES DISTRICT #3			1	100%	1
UNITED MEMORIAL		1			1
VCU HEALTH SYSTEM AUTHORITY - MCV HOSPITALS			1	100%	1
Robinson Terrace Rehabilitation and Nursing Center		1			1
Valley Center (WV)			1	100%	1
MCH PHYSICIANS GROUP			1	100%	1
FLORIDA ADVANCED MEDICAL AND DERM AESTHETICS LLC			1	100%	1
PRIMARY AND URGENT CARE			1	100%	1
PROVENA SAINT JOSEPH MEDICAL CENTER			1	100%	1
VA COMMUNITY BASED CLINIC - LAKE CITY			1	100%	1
SUSAN F WILLIAMS MD PA			1	100%	1
EAST TENNESSEE STATE UNIVERSITY		1			1
BETTER U BETTER LIFE WELLNESS LLC			1	100%	1
EXCEL URGENT CARE OF NJ			1	100%	1
MCKENZIE COUNTY HEALTHCARE SYSTEMS LABORATORY			1	100%	1
Encompass Rehab Hospital of Dothan		1			1
HEALTHCARECLINICS			1	100%	1
GRAND VIEW HOSPITAL			1	100%	1
VA North May Outpatient Clinic		1			1
PRIMARY CARE & PEDIATRICS - SHEPHERSTOWN		1			1
BRIDGES AT LIFE CARE CENTER OF OCALA, THE			1	100%	1
WALGREENS #01398			1	100%	1
SHAH			1	100%	1
BEACHSIDE DETOX		1			1
NASONCARE LLC			1	100%	1
Shoreline Care Center			1	100%	1
HARBOR HOSPITAL			1	100%	1
CLERMONT HEALTH DEPARTMENT			1	100%	1
LAKE COMMUNITY ACTION AGENCY		1			1
CHILDRENS HEALTHCARE OF ATLANTA AT SCOTTISH RITE		1			1
Wildwood Healthcare		1			1
SACRED HEART HEALTH SYSTEM- MIDWIFE PROGRAM			1	100%	1
MARY WASHINGTON HOSPITAL HOME HEALTH AGENCY	1				1
SUN DISCOUNT PHARMACY			1	100%	1
CURELOGICS WOUND CARE & HYPERBARIC CENTER		1			1
DIMMIT REGIONAL HOSPITAL			1	100%	1
CLIFTON SPRINGS		1			1
CARESPOT EXPRESS HEALTHCARE BOYNTON BEACH			1	100%	1
Strasburg Care Center		1			1
FLORIDA HOSPITAL LAB			1	100%	1
ORMOND BEACH DIALYSIS			1	100%	1
MEDCENTER PRIMARY CARE PC			1	100%	1
BOND COUNTY HEALTH DEPARTMENT			1	100%	1
SANTA BARABARA ALF LLC (THE WINDSOR)			1	100%	1

COVID-19: testing by laboratory

Data through May 21, 2021 verified as of May 22, 2021 at 09:25 AM

Data in this report are provisional and subject to change.

The numbers in the table below represent the number of Florida and non-Florida residents for whom test results were received by the Department of Health. A person can be tested by more than one laboratory and can have both positive and negative results. **Therefore, the sum of the numbers in each column will be larger than the total number of people tested.**

Reporting lab	Inconclusive	Negative	Positive	Percent positive	Total
MEMORIAL URGENT CARE CENTER -			1	100%	1
CHI ST ALEXIUS TRANSITIONAL CARE UNIT		1			1
CAROMONT HEALTH			1	100%	1
FIRST MEDICAL RESPONSE OF TEXAS, INC			1	100%	1
BIOLOGIK NP		1			1
AFFILIATED LABORATORIES INC			1	100%	1
WESTMORELAND REGIONAL HOSPITAL			1	100%	1
Elderwood at Williamsville		1			1
HEALTH PARTNERS LLC		1			1
SOUTHEAST CLINICAL LABORATORIES		1			1
CHI ST VINCENT LITTLE ROCK DIAGNOSTIC CLINIC			1	100%	1
VA Central Western Massachusetts HCS		1			1
St. Anne Home		1			1
NEXTCARE NIFONG			1	100%	1
FRONT PORCH PEDIATRICS PLLC			1	100%	1
CARESPOT - OCOEE			1	100%	1
SOUTHWEST FLORIDA DIVISION LAB			1	100%	1
MORNINGSIDE NURSING AND REHABILITATION		1			1
HENRICO DOCTOR'S LABORATORY			1	100%	1
ABSOLUTE HEALTHCARE			1	100%	1
IVAN, MAYA			1	100%	1
CONVENIENT MEDICAL AND HEALTH SERVICES			1	100%	1
PRISMA HEALTH TUOMEY LABORATORY			1	100%	1
Lakeview Care Center			1	100%	1
THE EMORY CLINIC AT DELTA-TOC			1	100%	1
Bridgeway Care and Rehabilitation Center		1			1
Towne Manor East		1			1
THEDACARE FAMILY MEDICINE GATEWAY			1	100%	1
ACCESS FAMILY CARE LLC			1	100%	1
ALLIED PEDIATRICS & FAMILY MEDICINE			1	100%	1
Brynwood Health & Rehabilitation Center			1	100%	1
WEST PALM BEACH PHARMACEUTICALS LLC			1	100%	1
THE CLINIC ON SIXTH			1	100%	1
PRO-GENEX LABORATORIES			1	100%	1
NORTHSIDE HOSPITAL GWINNETT		1			1
PM PEDIATRICS PC			1	100%	1
CAREAGE PLASTIC SURGERY			1	100%	1
LEXINGTON HOSPITAL CORPORATION			1	100%	1
WINTER PARK MEMORIAL HOSPITAL LABORATORY		1			1
MEDICAL CITY NORTH HILLS			1	100%	1
FLAGLER CARE CENTER			1	100%	1
Troy Center for Rehabilitation & Nursing		1			1
CONWAY - SHERWOOD URGENT CARE			1	100%	1
CYPRESS CREEK OUTPATIENT SURGICAL CTR, LLC			1	100%	1
AUGUSTA UNIVERSITY MEDICAL CENTER			1	100%	1
CENTRAL TX MEDICAL CENTER - LAB			1	100%	1
MCCORMICK AMBULANCE		1			1

COVID-19: testing by laboratory

Data through May 21, 2021 verified as of May 22, 2021 at 09:25 AM

Data in this report are provisional and subject to change.

The numbers in the table below represent the number of Florida and non-Florida residents for whom test results were received by the Department of Health. A person can be tested by more than one laboratory and can have both positive and negative results. **Therefore, the sum of the numbers in each column will be larger than the total number of people tested.**

Reporting lab	Inconclusive	Negative	Positive	Percent positive	Total
DOCS OUTSIDE THE BOX INC			1	100%	1
TANGLEWOOD MANOR		1			1
BAPTIST HEALTH FLOYD			1	100%	1
PANCARE HEALTH - CARR ELEM & MIDDLE SCHOOL			1	100%	1
MACKINAC STRAITS LONG TERM CARE UNIT		1			1
MOUNT SINAI MEDICAL CENTER AVENTURA ER			1	100%	1
Kroger 717 - The Little Clinic Dolphin Drive			1	100%	1
NORTH PALM CHIDRENS PHYSICIANS			1	100%	1
BRIDGEWATER AT WATERMAN VILLAGE			1	100%	1
ST ROSE DOMINICAN HOSPITAL LAB-ROSE DE LIMA CAMPUS			1	100%	1
USF PHYSICIANS GROUP			1	100%	1
VELOCITY URGENT CARE - LITTLE CREEK			1	100%	1
CSI LABORATORIES FLORIDA			1	100%	1
WELLSTREET BETHANY BEND		1			1
MARTIN ARMY COMMUNITY HOSPITAL			1	100%	1
PHI LIFE SCIENCES			1	100%	1
HABANA HEALTH CARE CENTER			1	100%	1
HUGH CHATHAM FAMILY MEDICINE INDEPENDENCE		1			1
Kittanning Care Center		1			1
JOHNSON MEDICAL SERVICES			1	100%	1
ST JOHN'S MEDICAL CENTER, TETON VILLAGE			1	100%	1
MY URGENT CARE CLINIC			1	100%	1
CENTRAL TX URGENT CARE			1	100%	1
TRUCARE LIVING CENTERS - SELMA			1	100%	1
Seacrest Village		1			1
CLERMONT PEDIATRICS, PA			1	100%	1
COLQUITT COMPLETE CARE			1	100%	1
Wrightsville Manor Health and Rehab		1			1
HARDEE COUNTY FIRE RESCUE		1			1
Brakeley Park Center		1			1
Walgreens #5914		1			1
MEADOWS PARK HEALTH AND REHABILITATION		1			1
CHILDREN'S HOSPITAL OF CHICAGO			1	100%	1
AMERICAN DRUG TESTING LAB LLC			1	100%	1
BMC MAYPORT			1	100%	1
FAIRVIEW SOUTHDALE			1	100%	1
BAYLOR SCOTT & WHITE MEDICAL SURGICAL CLINIC			1	100%	1
AFC URGENT CARE SWAMPSCOTT			1	100%	1
BRONSON METHODIST HOSPITAL			1	100%	1
COLOMBO'S PHARMACY		1			1
URGENT CARE OF KANSAS CITY			1	100%	1
ASHLEY PEDICATRICS DAY AND NIGHT CLINIC			1	100%	1
ASHLEY CLINICAL DIAGNOSTIC LABORATORY			1	100%	1
MEDLAB2020, INC			1	100%	1
LP ELIZABETHTON		1			1
WINCHESTER HOSPITAL			1	100%	1
JUPITER MEDICAL CENTER INC			1	100%	1

COVID-19: testing by laboratory

Data through May 21, 2021 verified as of May 22, 2021 at 09:25 AM

Data in this report are provisional and subject to change.

The numbers in the table below represent the number of Florida and non-Florida residents for whom test results were received by the Department of Health. A person can be tested by more than one laboratory and can have both positive and negative results. **Therefore, the sum of the numbers in each column will be larger than the total number of people tested.**

Reporting lab	Inconclusive	Negative	Positive	Percent positive	Total
ADVANCED RESEARCH AND DIAGNOSTIC LABORATORY UNIVERSITY OF MINNESOTA			1	100%	1
MT ST RITA HEALTH CENTRE		1			1
NSPIRE HEALTHCARE PLANTATION			1	100%	1
NANCY M WORTHINGTON MD PA			1	100%	1
WAYNE COUNTY PUBLIC HEALTH		1			1
SJMC PHYSICIAN SERVICES			1	100%	1
GATEWAY LABORATORIES		1			1
RELIANCE HOME HEALTH CARE INC		1			1
WALGREENS #4086		1			1
WALGREENS #11572		1			1
HCA HOUSTON HEALTHCARE			1	100%	1
LAMARQUE DIALYSIS			1	100%	1
TAMPA HEALTH CARE PROVIDERS PA		1			1
Hillside Rehab and Care Center			1	100%	1
MEDTOWN PHARMACY			1	100%	1
QUEST INC			1	100%	1
ST GERARD'S COMMUNITY OF CARE		1			1
NORTHERN LIGHT CHARLES A DEAN HOSPITAL			1	100%	1
OPTUM MEDICAL CLINIC IN ROCKRIMMON			1	100%	1
CHILDREN'S MEMORIAL HOSPITAL			1	100%	1
SSC NASHVILLE OPERATING CO LLC D/B/A		1			1
AUSTIN URGENT CARE			1	100%	1
BROCK HUGHES MEDICAL CENTER			1	100%	1
GTC OPCO, LLC		1			1
Kroger 682 - The Little Clinic New Holland Market			1	100%	1
ISLANDS ASSISTED LIVING FACILITY,THE			1	100%	1
MAYO CLINICAL LABORATORIES		1			1
ARGENTINE CARE CENTER		1			1
UNIVERSITY OF IOWA HOSPITALS & CLINICS			1	100%	1
SAINT BARNABAS MEDICAL CENTER		1			1
FAIRLAWN OPCO LLC DBA ARBORS AT FAIRLAWN		1			1
HEALTHCARE ASSOCIATES OF IRVING, LLP			1	100%	1
VIVEX/UMTB BIOMEDICAL			1	100%	1
Grangeville Health and Rehab		1			1
APOLLO ADVANCED HOME HEALTH CORP			1	100%	1
GEORGE WASHINGTON UNIVERSITY HOSPITAL			1	100%	1
GENERATIONS CENTER OF SPENCER		1			1
PIONEER CLINICAL RESEARCH LLC			1	100%	1
MEDEXPRESS URGENT CARE - HAMILTON SQUA		1			1
Aristacare at Cedar Oaks		1			1
CARESPOT - LEE VISTA			1	100%	1
BLUFFTON HEALTH CENTER			1	100%	1
INTERNAL MEDICINE OF SOUTHWEST FLORIDA			1	100%	1
WALGREENS PHOENIX		1			1
CHILDREN'S AT SATELLITE BOULEVARD URGE		1			1
FRESENIUS KIDNEY CARE HILLSBOROUGH			1	100%	1
CROSS CREEK HEALTH CARE		1			1

COVID-19: testing by laboratory

Data through May 21, 2021 verified as of May 22, 2021 at 09:25 AM

Data in this report are provisional and subject to change.

The numbers in the table below represent the number of Florida and non-Florida residents for whom test results were received by the Department of Health. A person can be tested by more than one laboratory and can have both positive and negative results. **Therefore, the sum of the numbers in each column will be larger than the total number of people tested.**

Reporting lab	Inconclusive	Negative	Positive	Percent positive	Total
ARKANSAS PUBLIC HEALTH LABORATORY		1			1
PARKVIEW REGIONAL MEDICAL CENTER			1	100%	1
CONCIERGE IV NUTRITION			1	100%	1
NEPHRON PHARMACEUTICALS CORPORATION			1	100%	1
HOSPITAL SISTERS HEALTH SYSTEM (HSHS)			1	100%	1
Kroger 353 - The Little Clinic Harpers Point		1			1
DISCOVERY AT HOME, LLC			1	100%	1
ALLIANCE LABORATORY SERVICES			1	100%	1
NEW VISION MEDICAL LABORATORIES			1	100%	1
DISCOVERY GENOMICS		1			1
CERMAK HEALTH SERVICES			1	100%	1
EVERGREEN NURSING HOME		1			1
WINDMOOR HEALTHCARE			1	100%	1
Heritage Inn Health and Rehabilitation		1			1
Florence Home		1			1
BONNER GENERAL HOSPITAL		1			1
C V S / PHARMACY #4396		1			1
MEDOR/ACC SYNCHRONY			1	100%	1
SALTZER URGENT CARE			1	100%	1
CATERPILLAR INC - MIAMI DISTRIBUTION CENTER			1	100%	1
SOUTHWEST REGIONAL PCR LABORATORY			1	100%	1
CVS MO8564POCT INDEPENDENCE		1			1
Kroger 923 - The Little Clinic Centerville		1			1
ASCARATE DIALYSIS			1	100%	1
Kroger 698 - The Little Clinic 14th Street/Bell		1			1
ADVANTA LABS, LLC		1			1
CORDOVA FAMILY PRACTICE			1	100%	1
EASTSIDE MEDICAL CLINIC		1			1
Carington Park			1	100%	1
EDGAR PRICE FAMILY & CHILDREN HEALTHCARE CENTER			1	100%	1
SS VASCULAR			1	100%	1
BULLOCK COUNTY HOSPITAL		1			1
COMMUNITY			1	100%	1
Acts Manor House		1			1
LAKE LURE HEALTH CENTER			1	100%	1
INTERNAL MEDICINE GROUP OF CENTRAL FLORIDA			1	100%	1
UABC			1	100%	1
STONECREST MEDICAL CENTER		1			1
BLAKE AT PENSACOLA OPERATION CO, LLC, THE			1	100%	1
Carrollton Manor Inc		1			1
ACCESS TOTAL CARE - PORTLAND			1	100%	1
ORANGE PEDIATRICS PA			1	100%	1
SYCAMORE MEDICAL CENTER-KETTERING HEALTH NETWORK			1	100%	1
CARENOW MURFREESBORO MEDICAL CENTER PK		1			1
REGIONAL MEDICAL LABORATORY			1	100%	1
PATIENT FIRST - VOORHEES		1			1
FRANKLIN CBOC			1	100%	1

COVID-19: testing by laboratory

Data through May 21, 2021 verified as of May 22, 2021 at 09:25 AM

Data in this report are provisional and subject to change.

The numbers in the table below represent the number of Florida and non-Florida residents for whom test results were received by the Department of Health. A person can be tested by more than one laboratory and can have both positive and negative results. **Therefore, the sum of the numbers in each column will be larger than the total number of people tested.**

Reporting lab	Inconclusive	Negative	Positive	Percent positive	Total
VA Tennessee Valley HCS-Nashville Campus			1	100%	1
WALGREENS #15369		1			1
HEALTHPARTNERS HUDSON CLINIC			1	100%	1
PHOEBE HOME INC		1			1
STERLING HOUSE OF PORT ORANGE		1			1
KINGWOOD EMERGENCY CENTER			1	100%	1
Walgreens #3661		1			1
MIDWEST COVENANT HOME, INC		1			1
PALMS WEST SURGICENTER		1			1
MARTIN MEM FAMILY CARE AT ST LUCIE W			1	100%	1
BAYLOR SCOTT AND WHITE MEDICAL CENTER -CENTENTENNIAL			1	100%	1
FOUNDATION LABORATORY			1	100%	1
ManorCare Health Services/ York South		1			1
BEVERLY ADVANCED PRACTICE NURSING		1			1
UC TAMIAMI			1	100%	1
OCCUPATIONAL HEALTH CENTER		1			1
HOMESTEAD MEDICAL CLINIC PA			1	100%	1
PEACHEALTH LABORATORIES		1			1
MED TECH CLINICAL LABORATORY		1			1
TOMAH HEALTH			1	100%	1
Ash Flat Healthcare and Rehabilitation Center			1	100%	1
Maplewood of Cheshire County		1			1
PALM BREEZE DIALYSIS			1	100%	1
TRITENN LLC		1			1
KEISER UNIVERSITY		1			1
BRANKO D PEJIC MD FAMILY PRACTICE			1	100%	1
BAYFRONT HEAL WOUND CARE AND HYPERBARIC CENTER			1	100%	1
Baypoint Healthcare Center			1	100%	1
Indianspring of Oakley		1			1
PROGENESIS INC			1	100%	1
Kroger 97 - The Little Clinic Hutchinson		1			1
Ravenwood Speciality Care		1			1
OMNI HEALTHCARE URGENT CARE			1	100%	1
PowerBack Piscataway Center		1			1
BRETON REHABILITATION & LIVING CENTRE		1			1
COMMUNITY URGENT CARE PC			1	100%	1
ADVENTHEALTH MEDICAL GROUP PULMONOLOGY AT		1			1
HEALTH DIV OAK RIDGE NATL LABORATORY		1			1
Manassas Health & Rehab			1	100%	1
OHIO VALLEY MANOR NURSING &		1			1
ST MICHAEL'S ELITE MEDICAL HOSPITAL			1	100%	1
DECATUR MORGAN HOSPITAL - DECATUR GENE		1			1
WALKING URGENT CARE INC			1	100%	1
MERCY – NORTH IOWA			1	100%	1
MT CARMEL NURSING HOME		1			1
TMH PHYSICIAN PARTNERS			1	100%	1
SUPREME MEDICAL GROUP PLLC			1	100%	1

COVID-19: testing by laboratory

Data through May 21, 2021 verified as of May 22, 2021 at 09:25 AM

Data in this report are provisional and subject to change.

The numbers in the table below represent the number of Florida and non-Florida residents for whom test results were received by the Department of Health. A person can be tested by more than one laboratory and can have both positive and negative results. **Therefore, the sum of the numbers in each column will be larger than the total number of people tested.**

Reporting lab	Inconclusive	Negative	Positive	Percent positive	Total
NORTHEAST TEXAS DIALYSIS		1			1
Aspire Physical Recovery Center at Cahaba River		1			1
SUMMERFIELD PAIN MANAGEMENT			1	100%	1
FLORIDA KEYS PED AND ADOLES CTR			1	100%	1
Central Park Healthcare & Rehabilitation Center		1			1
Kroger 970 - The Little Clinic Westfield			1	100%	1
CLEVELAND CLINIC FLORIDA LAB			1	100%	1
CELEBRATION HOSPITAL			1	100%	1
Brookdale Richmond Place		1			1
ALPHA 1 ANTITRYPSIN RESEARCH PROGRAM			1	100%	1
The Pines at Poughkeepsie Center for Nursing and Rehabilitation		1			1
BAYCARE OUTREACH LAB AT NEW TAMPA			1	100%	1
CARESOUTH HHA HOLDINGS OF THE TREASURE COAST LLC			1	100%	1
PATIENT FIRST - FAIRFAX			1	100%	1
CAREWELL 203			1	100%	1
BSA PHYSICIANS GROUP, INC D/B/A BSA FAMILY MEDICAL			1	100%	1
JMJ FAMILY PRACTICE			1	100%	1
PATIENT FIRST - TAYLOR ROAD			1	100%	1
Kingston Care Center of Fort Wayne		1			1
MEDCOR, INC			1	100%	1
MOREHOUSE COLLEGE STUDENT HEALTH CENTE		1			1
The Evangelical Lutheran Good Samaritan Society Prescott Village		1			1
BOULDER COMMUNITY HOSPITAL			1	100%	1
FAMILY MEDICINE AT KISSIMMEE		1			1
Oregon Veterans Home The Dalles		1			1
PHYSICIANS PREMIER ER- CENTRAL AUSTIN			1	100%	1
DONALSONVILLE HOSPITAL			1	100%	1
WINDROSE HEALTH NETWORK			1	100%	1
HIBISCUS COURT			1	100%	1
CORONA CONCIERGE, LLC		1			1
CAPE CORAL HOSPITAL NURSING			1	100%	1
ORMOND MEDICAL ARTS FAMILY PRACTICE PL			1	100%	1
ALWAYS BEST CARE HOME HEALTH AGENCY			1	100%	1
ENCOMPASS HEALTH REHABILITATION HOSPITAL OF UTAH		1			1
Heritage Health of Peru			1	100%	1
TARRYTOWN PHARMACY			1	100%	1
OPCO LLC LEGACY NURSING AND REHABILITA		1			1
ODESSA CLINIC			1	100%	1
Kroger 379 - The Little Clinic Stony Brook		1			1
GLEN EAGLE HELATHCARE & REHAB		1			1
SUMMIT LABORATORY			1	100%	1
ADVENTHEALTH MEDICAL GROUP SENIOR HEALTH AT			1	100%	1
REVIVE			1	100%	1
FAMILY AND INTERNAL MEDICINE ASSOCIATES		1			1
Kroger 524 - The Little Clinic Iron Bridge Road		1			1
OCEANVIEW NURSING AND REHABILITAION CENTER			1	100%	1
HILLSBORO MEDICAL CENTER MAIN LABORATO		1			1

COVID-19: testing by laboratory

Data through May 21, 2021 verified as of May 22, 2021 at 09:25 AM

Data in this report are provisional and subject to change.

The numbers in the table below represent the number of Florida and non-Florida residents for whom test results were received by the Department of Health. A person can be tested by more than one laboratory and can have both positive and negative results. **Therefore, the sum of the numbers in each column will be larger than the total number of people tested.**

Reporting lab	Inconclusive	Negative	Positive	Percent positive	Total
ALDEN PHARMACY		1			1
COVENANT HEALTH		1			1
CARDIOLOGY AND FITNESS MEDICINE		1			1
UNIVERISTY HOSPITAL			1	100%	1
Sanctuary Pointe Nursing & Rehab		1			1
LEXINGTON URGENT CARE			1	100%	1
GARDEN VIEW CARE CENTER		1			1
LUNA BECK MD & ASSOCIATES PA			1	100%	1
HEALTHALLIANCE HOSPITAL LABORATORY		1			1
EXPRESS WALK IN MEDICAL CENTER			1	100%	1
ACCESS MEDICAL GROUP OF TAMPA INC			1	100%	1
CENTRAL FLORIDA ADULT MEDICINE		1			1
SANFORD HOME		1			1
TARRANT MEDICAL ASSOCIATES			1	100%	1
PASTEUR MEDICAL CENTER LLC		1			1
HEARTLAND KNOLLVIEW MI LLC		1			1
DIAGNOSTIC GROUP INTEGRATED HEALTHCARE			1	100%	1
DEL PRADO MEDICAL CENTER, INC		1			1
LAKE URGENT CARE			1	100%	1
ORMC-ARDEN/EOI			1	100%	1
SUNCOAST BEHAVIORAL HEALTH CENTER			1	100%	1
Chestnut Ridge Nursing & Rehab		1			1
BL DIAGNOSTICS LLC			1	100%	1
PARK AVENUE PEDIATRICS PC		1			1
SOUTHEAST MISSOURI HOSPITAL		1			1
APPLECARE BRUNSWICK			1	100%	1
Signature Healthcare of Georgetown		1			1
HCL LABORATORIES			1	100%	1
HEARTLAND OF MARIETTA OH LLC DBA		1			1
CHESAPEAKE REGIONAL MEDICAL CENTER			1	100%	1
Encompass Health Rehab Hosp Alexandria		1			1
EMERGENCE MEDICINE			1	100%	1
CFCH - FROSTPROOF			1	100%	1
MEDICAL CENTER AFFILIATES PALM SPRINGS			1	100%	1
PORTSMOUTH REG. HOSPITAL			1	100%	1
ELMCROFT OF TIMBERLIN PARC			1	100%	1
BOCA CIEGA CENTER			1	100%	1
ALL PEDIATRIC CARE PA			1	100%	1
Montgomery Place		1			1
UCH LAB			1	100%	1
CAMAI COMMUNITY HEALTH CENTER, INC			1	100%	1
GOOD SAMARITAN SOCIETY - DE SMET		1			1
BUENA VENTURA LAKES DIALYSIS			1	100%	1
ELLIOT HOSPITAL			1	100%	1
WESLEY CHAPEL INTERNAL MEDICINE AND PEDIATRICS PA			1	100%	1
Kroger 465 - The Little Clinic Oakley		1			1
Meadow Lakes		1			1

COVID-19: testing by laboratory

Data through May 21, 2021 verified as of May 22, 2021 at 09:25 AM

Data in this report are provisional and subject to change.

The numbers in the table below represent the number of Florida and non-Florida residents for whom test results were received by the Department of Health. A person can be tested by more than one laboratory and can have both positive and negative results. **Therefore, the sum of the numbers in each column will be larger than the total number of people tested.**

Reporting lab	Inconclusive	Negative	Positive	Percent positive	Total
Eden Meadows		1			1
AMERICAN MEDICAL RESPONSE - FARMER BRA		1			1
Springdale Village		1			1
HOSPICE OF MARION COUNTY INC			1	100%	1
Ohman Family Living at Holly Assisted Living		1			1
BRUNSWICK HEALTH AND REHABILITATION CE		1			1
ST. MARY MEDICAL CENTER		1			1
ARBOR DIAGNOSTICS, INC		1			1
Walgreens #12695			1	100%	1
GALESBURG COTTAGE HOSPITAL LABORATORY			1	100%	1
SMITH			1	100%	1
MERCYONE DES MOINES MEDICAL CENTER			1	100%	1
Princeton Place			1	100%	1
SPEARE MEMORIAL HOSPITAL			1	100%	1
THE NEW JEWISH HOME		1			1
HALIFAX HEALTH LAB			1	100%	1
MEDICAL ASSOCIATES OF THE SHOALS		1			1
DOMINION DIAGNOSTICS			1	100%	1
CHP COVID-19 (TX)			1	100%	1
Scepter Rehab and Health care		1			1
NATIONS TOBIN RECREATION CENTER			1	100%	1
LEHIGH PULMONARY ASSOCIATES			1	100%	1
MICROBIOLOGY DEPARTMENT			1	100%	1
INTERFAITH MEDICAL CENTER		1			1
LAKESIDE MEDICAL CENTER		1			1
ACCURATE HEALTH SERVICES CORP			1	100%	1
VALENCIA BRANCH LABORATORY	1				1
CARENOW URGENT CARE - ANTIOCH		1			1
LAKEWOOD RANCH MEDICAL GROUP LLC			1	100%	1
DODGE COUNTY HOSPITAL LABORATORY		1			1
ANDERSON MEDICAL		1			1
SUREPOINT URGENT CARE PADRE ISLAND			1	100%	1
Kroger 347 - The Little Clinic Bates Creek		1			1
WINTER HAVEN DIALYSIS		1			1
VELOCITY URGENT CARE - REDMILL			1	100%	1
Birchwood Care Center		1			1
WALGREENS_CHICAGO		1			1
Fargo VA Healthcare System		1			1
FAMILY MEDICAL CENTER		1			1
PCR DIAGNOSTICS			1	100%	1
OAKWOOD HOSPITAL - SOUTHSORE			1	100%	1
BORINQUEN HEALTH CENTER			1	100%	1
Kingsway Arms Nursing Center		1			1
ST LUKE LUTHERAN HOME		1			1
LABORATORIO BUENA SALUD			1	100%	1
GENESIS CARE USA OF FLORIDA, LLC			1	100%	1
ROBERT TAYLOR COMMUNITY COMPLEX			1	100%	1

COVID-19: testing by laboratory

Data through May 21, 2021 verified as of May 22, 2021 at 09:25 AM

Data in this report are provisional and subject to change.

The numbers in the table below represent the number of Florida and non-Florida residents for whom test results were received by the Department of Health. A person can be tested by more than one laboratory and can have both positive and negative results. **Therefore, the sum of the numbers in each column will be larger than the total number of people tested.**

Reporting lab	Inconclusive	Negative	Positive	Percent positive	Total
NHC HealthCare St. Charles		1			1
NATIONAL INSTITUTES OF HEALTH CLINICAL CENTER			1	100%	1
WOMAN'S HOSPITAL OF TEXAS			1	100%	1
AFFINITY WALK-IN CLINIC			1	100%	1
ATHENA PLASTIC SURGERY		1			1
TRIHEALTH			1	100%	1
HEALTH CHOICES, PLLC		1			1
Valley View Health and Rehabilitation, LLC		1			1
BLACKBERRY CENTER, THE		1			1
Lantern Park Specialty Care		1			1
ST JOHNS PEDIATRICS PA		1			1
BUFFALO VAMC			1	100%	1
WYOMING COUNTY DEPARTMENT OF HEALTH		1			1
EMERSON HOSPITAL LABORATORY			1	100%	1
CAREMOUNT MEDICAL PC-CARMEL		1			1
COMMUNITY MEDICAL CENTER-ORANGE CITY		1			1
HALEYVILLE HEALTH CARE CENTER		1			1
ST CATHERINE HOSPITAL LABORATORY			1	100%	1
Kroger 006 - The Little Clinic Uintah Gardens		1			1
SUPERKIDS PEDIATRICS			1	100%	1
NORTH SHORE HEMATOLOGY-ONCOLOGY ASSOCIATES PC		1			1
UNIVERSITY OF WASHINGTON DEPT OF LAB MEDICINE			1	100%	1
TEVAPHARM			1	100%	1
OKLAHOMA BLOOD INSTITUTE			1	100%	1
FAMILY MEDICAL CLINIC KENDALL LLC			1	100%	1
WALGREENS # 11165		1			1
ST JOHN'S HOME CARE			1	100%	1
LAS PALOMAS SENIOR LIVING		1			1
SPINE & PAIN CONSULTANT PLLC		1			1
RAMBAM URGENT CARE			1	100%	1
LiveWell		1			1
ADVANCED CARDIOVASCULAR DIAGNOSTICS OF FL			1	100%	1
NF Escambia, LLC DBA Olive BranchHealth and Rehabilitaion Center			1	100%	1
FOCUSED CARE AT ALLENBROOK		1			1
Samaritan Keep Home		1			1
ANDREWS INSTITUTE AMBULATORY SURGERY CENTER		1			1
PHYSICIANS ASSOCIATES			1	100%	1
Kroger 907 - The Little Clinic Holland		1			1
LUMBERTON HOSPITAL			1	100%	1
GREATER MOBILE URGENT CARE			1	100%	1
BELLMORE PEDIATRICS		1			1
WATERTOWN URGENT CARE		1			1
SAN JOSE CLINIC		1			1
MONONGAHELA VALLEY HOSPITAL			1	100%	1
BARNES HEALTH CARE SERVICES			1	100%	1
BETHESDA DIALYSIS			1	100%	1
Greencroft Goshen		1			1

COVID-19: testing by laboratory

Data through May 21, 2021 verified as of May 22, 2021 at 09:25 AM

Data in this report are provisional and subject to change.

The numbers in the table below represent the number of Florida and non-Florida residents for whom test results were received by the Department of Health. A person can be tested by more than one laboratory and can have both positive and negative results. **Therefore, the sum of the numbers in each column will be larger than the total number of people tested.**

Reporting lab	Inconclusive	Negative	Positive	Percent positive	Total
DOCTORS HEARING			1	100%	1
Lodge Nursing & Rehab Center		1			1
ENZO LABS INC			1	100%	1
WILLOW DALE WELLNESS VILLAGE APARTMENT		1			1
RAPID CITY REGIONAL HOSPITAL -579 ATTN. LABORATORY		1			1
RIVIERA BEACH HEALTH CENTER LAB			1	100%	1
BMC/NASSAU			1	100%	1
MEDICAL COLLEGE OF GEORGIA MEDICAL CENTER			1	100%	1
LYSTER MAIN LAB, FT RUCKER		1			1
St. Mary's Care Center		1			1
DR AZIZ CLINIC			1	100%	1
SACRED HEART HOSPITAL			1	100%	1
SANTA YNEZ VALLEY COTTAGE HOSP CL LAB			1	100%	1
USCG BASE MIAMI BEACH MEDICAL LAB		1			1
THE CHRIST HOSPITAL			1	100%	1
Allen Health and Rehabilitation		1			1
Big River Nursing and Rehab		1			1
MEDSTOP PHARMACY			1	100%	1
CVS MO8595POCT RAYMORE		1			1
GOOD SAMARITAN SOCIETY-FOREST CITY		1			1
MEDICAL CITY DENTON			1	100%	1
WMC HEALTH GROUP INC			1	100%	1
TRAFALGAR DIALYSIS			1	100%	1
NHC Chattanooga			1	100%	1
NORTH FLORIDA FAMILY MEDICINE			1	100%	1
LEELANAU OPCO, LLC		1			1
BALLAD HEALTH MEDICAL ASSOCIATES URGENT CARE - JOHNSON CITY			1	100%	1
WEKIVA SPRINGS PEDIATRICS			1	100%	1
BLOOD SYSTEMS LABORATORIES			1	100%	1
Southwest Louisiana Veterans Home			1	100%	1
SUNSHINE PEDIATRICS OF LUTz			1	100%	1
RAPID URGENT CARE INC		1			1
KINGWOOD EMERGENCY HOSPITAL			1	100%	1
MAGGY PHARMACY INC		1			1
CENTRAL FLORIDA MEDICAL CARE			1	100%	1
CAPSTONE REHABILITATION AND HEALTHCARE		1			1
ARTIS SENIOR LIVING OF DAVIE, LLC		1			1
ALAFAYA WOODS FAMILY MEDICAL CENTER		1			1
BEAUMONT REFERENCE LABORATORY			1	100%	1
SPACE COAST COMMUNITY PHARMACY			1	100%	1
INTERNAL MEDICINE ASSOC OF SOUTH FL PA			1	100%	1
BIOMAT ORLANDO		1			1
SOUTHERN HILLS MEDICAL CENTER			1	100%	1
HACKENSACK UNIVERSITY MEDICAL CENTER		1			1
CVS CA5958POCT EASTVALE		1			1
HAWAII DEPARTMENT OF HEALTH LAB			1	100%	1
Roscoe Rehabilitation and Nursing Center		1			1

COVID-19: testing by laboratory

Data through May 21, 2021 verified as of May 22, 2021 at 09:25 AM

Data in this report are provisional and subject to change.

The numbers in the table below represent the number of Florida and non-Florida residents for whom test results were received by the Department of Health. A person can be tested by more than one laboratory and can have both positive and negative results. **Therefore, the sum of the numbers in each column will be larger than the total number of people tested.**

Reporting lab	Inconclusive	Negative	Positive	Percent positive	Total
WOODSTOCK HEALTH DEPARTMENT			1	100%	1
MERIDIAN MEADOWS TRANSITIONAL CARE		1			1
CVS HEALTH NORTH AURORA			1	100%	1
DE TAR HOSPITAL			1	100%	1
PATIENT FIRST - NEWTOWN ROAD			1	100%	1
PARK AVENUE MEDICAL PROFESSIONALS		1			1
STATE OF CALIFORNIA DOH SERVICES			1	100%	1
FORT HUDSON NURSING CENTER		1			1
ADVANCE MD CARE			1	100%	1
HAMILTON CI MAIN UNIT ANNEX/ WORK CAMP			1	100%	1
CARENOW LAKE WORTH			1	100%	1
KIDS HEALTH ALLIANCE PA			1	100%	1
EAST COAST INSTITUTE FOR RESEARCH LLC			1	100%	1
Monument Health Custer Care Center		1			1
RED BUG LAKE ROAD OVIEDO COVID			1	100%	1
NATICK URGENT CARE			1	100%	1
Alexandria Place		1			1
Hawthorne House		1			1
EUROFINS VIRACOR			1	100%	1
WEST VIRGINIA UNIVERSITY HOSPITALS, INC			1	100%	1
Cloverdale Rehabilitation and Nursing Center		1			1
Lenbrook		1			1
Abernethy Laurels		1			1
UUHC - REDSTONE HEALTH CENTER LABORATORY			1	100%	1
Walgreens #19992		1			1
CENTRAL MAINE MEDICAL CENTER			1	100%	1
FAMILY PRACTICE ASSOCIATES		1			1
Niles Nursing and Rehab. Center		1			1
BAPTIST MINOR MEDICAL CENTER			1	100%	1
KENT		1			1
UNIVERSITY OF MIAMI SCHOOL OF MEDICINE			1	100%	1
CVS NY2297002CV NEW YORK			1	100%	1
MERRILL GARDENS AT CHAMPIONSGATE			1	100%	1
TITUS REGIONAL MEDICAL CENTER			1	100%	1
Kroger 683 - The Little Clinic Foothills Plaza		1			1
VIRTUA HEALTH AND REHABILITATION		1			1
Piedmont Crossing		1			1
FLORIDA DEPARTMENT OF HEALTH IN BROWARD COUNTY		1			1
HEALTHCARE AND REHAB OF SANFORD			1	100%	1
ATLANTA PLUS URGENT CARE, LLC			1	100%	1
CVS IN6536POCT KOKOMO		1			1
REEVES COUNTY HOSPITAL DISTRICT			1	100%	1
NORTH SHORE HEMATOLOGY-ONCOLOGY ASSOCI		1			1
SHARON REGIONAL MEDICAL CENTER			1	100%	1
ROAN MOUNTAIN MEDICAL CENTER			1	100%	1
PEDIATRIC ASSOCIATES OF ORLANDO			1	100%	1
THE READING HOSPITAL AND MEDICAL CENTER			1	100%	1

COVID-19: testing by laboratory

Data through May 21, 2021 verified as of May 22, 2021 at 09:25 AM

Data in this report are provisional and subject to change.

The numbers in the table below represent the number of Florida and non-Florida residents for whom test results were received by the Department of Health. A person can be tested by more than one laboratory and can have both positive and negative results. **Therefore, the sum of the numbers in each column will be larger than the total number of people tested.**

Reporting lab	Inconclusive	Negative	Positive	Percent positive	Total
SUMMIT COUNTY PUBLIC HEALTH DEPARTMENT			1	100%	1
DIRECT PRIMARY CARE OF BURLESON			1	100%	1
CARILION CLINIC LAB TESTING SITE-POSTAL		1			1
Pontotoc Health and Rehab		1			1
Kroger 629 - The Little Clinic Cartersville, GA Hwy 41		1			1
JUP Serology SubSection			1	100%	1
MAIN LAB			1	100%	1
SUNCOAST PRIMARY CARE LLC			1	100%	1
ATHENS LIMESTONE HOSPITAL		1			1
BAPTIST HOSPITAL FAMILY MEDICINE &			1	100%	1
MEDCOR AT ROYAL CARIBBEAN			1	100%	1
PEDIATRIC ASSOCIATES - DORAL			1	100%	1
STEPHEN G NELSON MD PA			1	100%	1
NEVADA RURAL HOUSING AUTHORITY			1	100%	1
AAA MEDICAL TESTING			1	100%	1
WVU MEDICINE AT SUNCREST TOWNE CENTRE			1	100%	1
CHILDREN'S NATIONAL MEDICAL CENTER			1	100%	1
TRADITIONAL MEDICINE CENTER			1	100%	1
Tremont Health & Rehabilitation Center		1			1
ORANGETOWN PEDIATRICS ASSOCIATES		1			1
PRIORITY TOXICOLOGY LABORATORIES			1	100%	1
SYNERGY DIALYSIS INC			1	100%	1
CARROLL UNIVERSITY STUDENT HEALTH CENTER		1			1
ASUNCION HOME HEALTH CARE CORP			1	100%	1
HOSPITAL METROPOLITANO SAN GERMAN			1	100%	1
SOUTH COUNTY MEDICAL CENTER			1	100%	1
FRESENIUS KIDNEY CARE - BOCA RATON			1	100%	1
WALK IN FAMILY MEDICINE CENTER			1	100%	1
NHC Sequatchie		1			1
Chateau Girardeau			1	100%	1
RIVERVIEW HOSPITAL	1				1
BRISTOL CHILDRENS CLINIC			1	100%	1
ELAN MANATEE			1	100%	1
PARRISH MEDICAL GROUP			1	100%	1
URGENT CARE OF FORT LAUDERDALE INC			1	100%	1
EXAC CARE CROSSVILLE		1			1
PALACE CARE AND REHAB		1			1
GIFFORD MEMORIAL HOSPITAL		1			1
Urgent Care 24/7 Orlando LLC			1	100%	1
ST LUKES SURGICAL AT THE VILLAGES INC			1	100%	1
ST. PETERSBURG PEDIATRICS-SEMINOLE			1	100%	1
DAVIS, CASEY		1			1
SOUTHEASTERN PATHOLOGY ASSOCIATES			1	100%	1
CARESOUTH HHA HOLDINGS OF VIRGINIA, LLC			1	100%	1
CAMBRIDGE HEALTH ALLIANCE			1	100%	1
ABE'S GARDEN/PARK MANOR APARTMENTS		1			1
Luling Living Center		1			1

COVID-19: testing by laboratory

Data through May 21, 2021 verified as of May 22, 2021 at 09:25 AM

Data in this report are provisional and subject to change.

The numbers in the table below represent the number of Florida and non-Florida residents for whom test results were received by the Department of Health. A person can be tested by more than one laboratory and can have both positive and negative results. **Therefore, the sum of the numbers in each column will be larger than the total number of people tested.**

Reporting lab	Inconclusive	Negative	Positive	Percent positive	Total
GOOD SHEPHERD HEALTH SYSTEM			1	100%	1
Michigan Masonic Home		1			1
Mason Health and Rehab		1			1
CENTRAL ALABAMA HEALTH CARE SYSTEM			1	100%	1
DIXIE COUNTY JAIL			1	100%	1
sunrise terrace nursing and rehab center		1			1
THE CHILDREN'S HOSPITAL OF PHILADELPHIA		1			1
CHATEAU TERREBONNE HEALTH CARE		1			1
INDIAN RIDGE		1			1
Terrace Glen Village		1			1
BENEWAH COMMUNITY HOSPITAL		1			1
MD NOW URGENT CARE			1	100%	1
Village Crest Center for Health & Rehabilitation		1			1
SOMA MEDICAL CENTER PA #2 OAKLAND			1	100%	1
Kroger - KR003500568			1	100%	1
CVS KS8573POCT OVERLAND PARK		1			1
VOLUSIA MEDICAL CENTER			1	100%	1
MONROE COUNTY PUBLIC HEALTH DEPARTMENT			1	100%	1
LSU MEDICAL CENTER			1	100%	1
CYPRESS VILLAGE REHAB CENTER		1			1
St. Patrick's Manor		1			1
ACUPATH LABORATORIES INC			1	100%	1
Country View of Sunbury			1	100%	1
METROPOLITAN METHODIST HOSPITAL			1	100%	1
CARENOW URGENT CARE-MURFREESBORO			1	100%	1
RCP OF MEMORIAL WEST			1	100%	1
WEST VIRGINIA UNIVERSITY HOSPITALS			1	100%	1
Smg/North Jersey Hematology & Oncology		1			1
Hillside Manor Rehabilitation and Extended Care Center		1			1
LEHIGH REGIONAL WOUND CENTER			1	100%	1
The Center at Centennial			1	100%	1
AURORA CONSOLIDATED LABORATORY			1	100%	1
ST. JOHN HOSPITAL & MEDICAL CENTER			1	100%	1
Good Samaritan Society - Mountian Lake		1			1
KAISER PERMANENTE FACTORIA LAB			1	100%	1
LAKE MARY DIALYSIS			1	100%	1
WEST VALLEY MEDICAL CENTER		1			1
CHI MEMORIAL HOSPITAL CHATTANOOGA			1	100%	1
MANHATTAN EYE EAR AND THROAT HOSPITAL		1			1
777 URGENT CARE			1	100%	1
MEMORIAL HERMANN KATY HOSPITAL			1	100%	1
CVS NV9586POCT RENO		1			1
Lakeland Nursing and Rehabilitation Center LLC		1			1
YOUR HEALTH PEDIATRICS INC			1	100%	1
MISSISSIPPI VALLEY REGIONAL BLOOD CENTER			1	100%	1
PREMIUM HOME HEALTH CARE INC			1	100%	1
Garden Villa Bedford		1			1

COVID-19: testing by laboratory

Data through May 21, 2021 verified as of May 22, 2021 at 09:25 AM

Data in this report are provisional and subject to change.

The numbers in the table below represent the number of Florida and non-Florida residents for whom test results were received by the Department of Health. A person can be tested by more than one laboratory and can have both positive and negative results. **Therefore, the sum of the numbers in each column will be larger than the total number of people tested.**

Reporting lab	Inconclusive	Negative	Positive	Percent positive	Total
LIBERTY URGENT CARE			1	100%	1
CONTINENTAL HOME HEALTH CARE INC			1	100%	1
FLORIDA HEART & VASCULAR MULTI SPECIALITY GROUP PA			1	100%	1
ABRAZO WEST CAMPUS			1	100%	1
Encompass Health Rehab Hosp Salisbury		1			1
ACCULAB			1	100%	1
GARDENS PEDIATRICS LAB			1	100%	1
TFH HOME HEALTH INC			1	100%	1
BEST CHOICE WELLNESS & LABORATORY LLC			1	100%	1
ONPOINT URGENT CARE			1	100%	1
WALGREENS #10854		1			1
LUMICO LIFE INSURANCE COMPANY		1			1
ALLEGANY COUNTY DEPARTMENT OF HEALTH		1			1
GRANITE FALLS LTC, LLC		1			1
LabCorp L#09258295 M#09258285			1	100%	1
RIDGE OPTUM FLORIDA			1	100%	1
PACIFICA CARE PLLC			1	100%	1
BAY AREA HOSPITAL LAB & HST		1			1
NEMOUR'S CHILDREN'S CLINIC			1	100%	1
C V S / PHARMACY #833		1			1
JOHN D. ARCHBOLD MEMORIAL HOSPITAL			1	100%	1
FLORIDA FAMILY LABORATORY		1			1
ALPHA CLINICAL LABORATORY CORP.			1	100%	1
TAWAS CITY OPCO, LLC		1			1
White Oak Manor - Rock Hill		1			1
Whispering Pines Nursing & Rehabilitation Center		1			1
GEAUGA REGIONAL HOSPITAL		1			1
FAMILY MEDICAL CARE OF MOUNT DORA INC			1	100%	1
COSTAMED GRUPO MEDICO			1	100%	1
INNOVATIVE CARE PARTNERS PLLC			1	100%	1
MDS PHARMA SERVICES		1			1
Lexington Medical Center Extended Care		1			1
Broomall Manor		1			1
HAWAII DEPT OF HEALTH			1	100%	1
BLACK SHEEP MEDICAL			1	100%	1
MCALLEN MEDICAL CENTER			1	100%	1
SANTA CLARA VALLEY MEDICAL CENTER			1	100%	1
TRUMAN MEDICAL CENTER - HOSPITAL HILL			1	100%	1
WALGREENS #15291		1			1
UF HEALTH FAMILY MEDICINE-GOODBYS CREEK			1	100%	1
KIOSK MEDICINE OF KENTUCKY LLC		1			1
PATHOLOGYT & LAB MEDICINE SERVICES			1	100%	1
Royal Palm Beach Health and Rehab Center			1	100%	1
Kroger 909 - The Little Clinic Hamilton			1	100%	1
Willow Ridge Center		1			1
MANOR CARE OF DELRAY BEACH FL LLC		1			1
SAINT LEO UNIVERSITY INCORPORATED			1	100%	1

COVID-19: testing by laboratory

Data through May 21, 2021 verified as of May 22, 2021 at 09:25 AM

Data in this report are provisional and subject to change.

The numbers in the table below represent the number of Florida and non-Florida residents for whom test results were received by the Department of Health. A person can be tested by more than one laboratory and can have both positive and negative results. **Therefore, the sum of the numbers in each column will be larger than the total number of people tested.**

Reporting lab	Inconclusive	Negative	Positive	Percent positive	Total
TENNOVA HEALTHCARE - CLEVELAND			1	100%	1
MASSACHUSETTS DEPARTMENT OF PUBLIC HEALTH			1	100%	1
HILTON HEAD HOSPITAL/INPATIENT			1	100%	1
CONCORDIA MANOR			1	100%	1
MISSION HOSPITAL – MEMORIAL CAMPUS			1	100%	1
The Carrington		1			1
SIGNATURE CARE MEMORIAL CITY			1	100%	1
Fairhope		1			1
STONESPRINGS HOSPITAL CENTER			1	100%	1
LAKE REGIONAL HEALTH			1	100%	1
RESOURCE PATH LLC			1	100%	1
UT HEALTH RGV CLINICAL LABORATORY			1	100%	1
NORTH MIAMI BEACH SURGICAL CENTER			1	100%	1
Manor Care Health Services			1	100%	1
WELLINGTON PHYSICIANS URGENT CARE AT PALOMINO			1	100%	1
KENNEDY BOULEVARD DIALYSIS			1	100%	1
St Mary's d'Youville Pavilion		1			1
HOSPITALS OF PROVIDENCE TRANSMOUNTAIN CAMPUS, THE			1	100%	1
MONMOUTH MEDICALC ENTER		1			1
ADVANCED BIOMEDICAL INC			1	100%	1
NORTH FLORIDA REGIONAL MEDICAL CENTER EMERGENCY			1	100%	1
PRIMARY CARE GROUP LLC		1			1
WALGREENS #04786		1			1
Bethel Lutheran Nursing & Rehabilitation Center		1			1
Kroger 397 - The Little Clinic Frankfort East		1			1
NHC PLACE AT COOL SPRINGS		1			1
Dupage Care Center			1	100%	1
SANITAS RESEARCH LLC			1	100%	1
CHI ST. LUKE'S HEALTH BCM MEDICAL CENTER			1	100%	1
LITTLE COMPANY OF MARY HOSPITAL			1	100%	1
VERMONT DEPT OF HEALTH LABORATORY			1	100%	1
PRACTITIONERS IN MOTION			1	100%	1
CAPITAL DIAGNOSTICS			1	100%	1
Victoria Manor		1			1
BRIDGEPORT EXPRESS CARE			1	100%	1
SAN ANTONIO DERMATOLOGY AND MEDICAL SPA			1	100%	1
Memorial Health Care Center			1	100%	1
FAIRLAWN REHABILITATION HOSPITAL		1			1
BADGER TESTING SERVICES LLC		1			1
PLEASANT RIDGE MANOR WEST		1			1
NLAC SUMMERBIO			1	100%	1
CANDLER HOSPITAL			1	100%	1
WALGREENS #09456		1			1
WEST PENSACOLA DIALYSIS CENTER			1	100%	1
EDEN HEALTH NOMAD LAB		1			1
STEVEN J VALENTINO, DO PC		1			1
Arch Plaza Nursing and Rehabilitation Center			1	100%	1

COVID-19: testing by laboratory

Data through May 21, 2021 verified as of May 22, 2021 at 09:25 AM

Data in this report are provisional and subject to change.

The numbers in the table below represent the number of Florida and non-Florida residents for whom test results were received by the Department of Health. A person can be tested by more than one laboratory and can have both positive and negative results. **Therefore, the sum of the numbers in each column will be larger than the total number of people tested.**

Reporting lab	Inconclusive	Negative	Positive	Percent positive	Total
CHILTON URGENT CARE			1	100%	1
REFERENCE LABORATORY			1	100%	1
CONCENTRA - OCALA		1			1
RUBY MEMORIAL HOSP. LAB			1	100%	1
HOLLAND COMMUNITY HOSPITAL		1			1
NEXTCARE NOGALES			1	100%	1
KIDSVILLE PEDIATRICS III PA			1	100%	1
INHEALTH LIFE SCIENCES LLC			1	100%	1
PULMONARY, CRITICAL CARE AND SLEEP DISORDERS INSTITUTE OF SOUTH FLORID			1	100%	1
LIMA MEMORIAL HOSPITAL			1	100%	1
PLANT CITY FIRE RESCUE		1			1
HEALTH FIRST HOME CARE		1			1
FLORHAM PARK ENDOSCOPY CENTER		1			1
NCH HEALTHCARE CREEKSIDE ENDOSCOPY			1	100%	1
Community Care Center of Heritage House, LLC			1	100%	1
GOLDING-GRANADO MEDICAL ASSOCIATES		1			1
AULTMAN HOSPITAL			1	100%	1
Chateau Living Center			1	100%	1
Casa Real Center		1			1
CONVENIENT URGENT CARE			1	100%	1
STANLY REGIONAL MEDICAL CENTER			1	100%	1
COSTCO PHARMACY #1023			1	100%	1
Rehab Select of Talladega		1			1
LINK PHARMACY LLC		1			1
PHYSICIANS IMMEDIATE CARE			1	100%	1
KNOX COMMUNITY HOSPITAL			1	100%	1
Canandaigua VAMC		1			1
THE MEDICAL CENTER AT SCOTTSVILLE			1	100%	1
DYNACARE			1	100%	1
ORCHARD PARK HEALTH CARE AND REHABILITATION CENTER		1			1
FLORIDA MEDICAL CLINIC, PA		1			1
MARINA DEL REY HOSPITAL LAB			1	100%	1
CORNERSTONE OF RECOVERY INC		1			1
FLAGLER COUNTY BOARD OF COUNTY COMMISSIONERS			1	100%	1
ORLANDO PHYSICIAN NETWORK		1			1
Erwin Health Care Center		1			1
CLEVELAND CLINIC OHIO LABORATORIES			1	100%	1
West Bay of Tampa Center			1	100%	1
HORIZON MEDICAL CENTER			1	100%	1
BUREAU COUNTY HEALTH DEPT			1	100%	1
NORTHEAST BAPTIST HOSPITAL			1	100%	1
Walgreens #10851		1			1
FLORIDA HEALTH CARE MEDICAL GROUP		1			1
SUMMIT HEALTHCARE REGIONAL MEDICAL		1			1
EILEEN TURBESSI MD PA		1			1
MEDEXPRESS URGENT CARE - WAYNESBURG		1			1
WY RETIREMENT CENTER		1			1

COVID-19: testing by laboratory

Data through May 21, 2021 verified as of May 22, 2021 at 09:25 AM

Data in this report are provisional and subject to change.

The numbers in the table below represent the number of Florida and non-Florida residents for whom test results were received by the Department of Health. A person can be tested by more than one laboratory and can have both positive and negative results. **Therefore, the sum of the numbers in each column will be larger than the total number of people tested.**

Reporting lab	Inconclusive	Negative	Positive	Percent positive	Total
FLORIDA STATE UNIVERSITY HEALTH SERVICES			1	100%	1
OASIS FAMILY RESORT IN THE SPRINGS LLC		1			1
MERCY HOME		1			1
JOHNSON & JOHNSON VISION CARE-VISTAKON			1	100%	1
BRIAN C GRINER MD LLC			1	100%	1
RIVERSIDE REGIONAL MED CENTER			1	100%	1
Kroger 682 - The Little Clinic Combs and Gantzel		1			1
WELLSTREET-SNELLVILLE		1			1
GATEWAY HEALTHCARE, PC			1	100%	1
KROGER 915 - THE LITTLE CLINIC ANDERSON			1	100%	1
HYDE PARK MEDICAL CENTER		1			1
CONCENTRA - TAMPA EAST		1			1
Triboro Center		1			1
BROOKS REHAB			1	100%	1
NORTH BROWARD MEDICAL CENTER			1	100%	1
PIEDMONT QUICKCARE		1			1
CROZER-CHESTER MEDICAL CENTER			1	100%	1
CENTRAL FLA PEDIATIC URGENT CARE LLC		1			1
MEMORIAL HERMANN MEDICAL GROUP-ATASCOCITA PEDS			1	100%	1
Kingston Care Center of Perrysburg		1			1
The Jordan Center		1			1
PALMETTO LANDING			1	100%	1
PALMETTO ARTIFICIAL KIDNEY CENTER			1	100%	1
HAYS CLINICAL LAB			1	100%	1
POMPANO BEACH ARTIFICIAL KIDNEY CENTER			1	100%	1
CVS TX8990POCT HELOTES		1			1
CAPE CANAVERAL HOSP			1	100%	1
VALUE DRUG STORES INC		1			1
NORTH COUNTY MEDICAL LAB			1	100%	1
Elm Crest Senior Living Community		1			1
Kroger 444 - The Little Clinic Dent		1			1
Kroger 57 - The Little Clinic Jay C Charlestown		1			1
COLUMBUS REGIONAL HOSPITAL			1	100%	1
Moab Regional Hospital			1	100%	1
Sage Bluff Health & Rehabilitation Center		1			1
UMASS MEMORIAL/MARLBORO HOSPITAL			1	100%	1
WISE'S DRUG STORE INC.,		1			1
BAYSHORE DIALYSIS			1	100%	1
CACERES SPECIALIZED GYNECOLOGY		1			1
PHYSICIANS LAB INC			1	100%	1
			1	100%	1
FLORIDA CLINICAL RESEARCH CENTER, LLC			1	100%	1
ASSOCIATESMD			1	100%	1
ODYSSEY HEALTH CARE OF MARION COUNTY LLC		1			1
STEPHENS COUNTY HOSPITAL			1	100%	1
OXY-GENLAB			1	100%	1
KIDZ FAMILY CARE			1	100%	1

COVID-19: testing by laboratory

Data through May 21, 2021 verified as of May 22, 2021 at 09:25 AM

Data in this report are provisional and subject to change.

The numbers in the table below represent the number of Florida and non-Florida residents for whom test results were received by the Department of Health. A person can be tested by more than one laboratory and can have both positive and negative results. **Therefore, the sum of the numbers in each column will be larger than the total number of people tested.**

Reporting lab	Inconclusive	Negative	Positive	Percent positive	Total
WELL KEY URGENT CARE MARYVILLE		1			1
Kroger 968 - The Little Clinic Colerain Township		1			1
Ladera Center		1			1
ManorCare Health Services-Monroeville		1			1
UT MD ANDERSON CANCER CENTER-TUMOR MARKER LAB			1	100%	1
BLESSINGS MEDICAL CLINIC, THE			1	100%	1
ARNOLD PALMER HOSPITAL LAB POCT		1			1
MOUNTAINVIEW URGENT CARE VALLEY		1			1
MADISON AT OVIEDO			1	100%	1
AVANTARA REDFIELD		1			1
CARLTON SHORES HEALTH AND REHABILITATION CENTER			1	100%	1
CENTRAL FLORIDA HOSPITALIST			1	100%	1
LAURELS OF MT PLEASANT,THE		1			1
CENTENNIAL HILLS HOSPITAL MEDICAL CENTER LABORATORY			1	100%	1
A.G. Rhodes		1			1
GREYSTONE HOME HEALTH OF GREATER ORLANDO LLC		1			1
Metairie Healthcare Center			1	100%	1
CAREATC - WISCONSIN PIPE-FITTERS			1	100%	1
LAKELAND MEDICAL CENTER			1	100%	1
SOUTHVIEW MEDICAL GROUP PC			1	100%	1
GREATER MIAMI DIALYSIS			1	100%	1
Kroger 705 - The Little Clinic Richmond		1			1
BASCOM PALMER-MICRO LAB			1	100%	1
SC-GA2018 MCCORMICK REHAB & HEALTHCARE		1			1
LAKELAND REGIONAL HEALTH AUBURNDALE		1			1
ADVANCED INDIVIDUALIZED MEDICINE OF NAPLES			1	100%	1
Peninsula Nursing and Rehabilitation Center		1			1
NORTHERN KENTUCKY HEALTH DEPARTMENT			1	100%	1
LUTHERAN HAVEN HOME HEALTHCARE		1			1
AMBER COURT OF ELIZABETH		1			1
MGH DEPARTMENT OF PATHOLOGY			1	100%	1
ST. LUKE'S HOSPITAL			1	100%	1
WINTER GARDEN CHILDREN'S HEALTH CENTERS			1	100%	1
SANTA MONICA FERTILITY			1	100%	1
MANCHESTER COMMONS		1			1
SUNCOAST FAMILY MEDICAL ASSOCIATES			1	100%	1
MEMORIAL HOSPITAL MIRAMAR WAIVED TESTING			1	100%	1
RANDOLPH-MACON COLLEGE			1	100%	1
AUBURNDALE DOCTOR TODAY			1	100%	1
UNITED HOSPITAL CENTER LABORATORY			1	100%	1
ARBOR TERRACE AT CITRUS PARK			1	100%	1
Integrity Healthcare of Carbondale			1	100%	1
CHRISTUS GOOD SHEPHERD MEDICAL CENTER			1	100%	1
WALGREENS #9340		1			1
NONA MEDICAL ARTS		1			1
NORTHWEST TEXAS HEALTHCARE SYSTEM,INC			1	100%	1
NORTHSIDE PEDIATRICS & ADOLESCENT MEDI		1			1

COVID-19: testing by laboratory

Data through May 21, 2021 verified as of May 22, 2021 at 09:25 AM

Data in this report are provisional and subject to change.

The numbers in the table below represent the number of Florida and non-Florida residents for whom test results were received by the Department of Health. A person can be tested by more than one laboratory and can have both positive and negative results. **Therefore, the sum of the numbers in each column will be larger than the total number of people tested.**

Reporting lab	Inconclusive	Negative	Positive	Percent positive	Total
Victory Health and Rehabilitation			1	100%	1
ADVENTHEALTH ALTAMONTE SPRINGS EMPLOYEE CLINIC			1	100%	1
BOLLES SCHOOL, THE			1	100%	1
RIVERSIDE COUNTY PUBLIC HEALTH LABORATORY			1	100%	1
CORRY MEMORIAL HOSPITAL			1	100%	1
Medicalodges Neosho			1	100%	1
PATHOLOGY		1			1
Crestview Rehabilitation & Skilled Nursing Services		1			1
Senior Rehab & Recovery Center at Limestone Health Facility		1			1
ST LUKE'S CORNWALL HOSPITAL N			1	100%	1
PACE UNIVERSITY HEALTH CARE		1			1
KETAMINE HEALTH CENTERS OF WEST PALM BEACH LLC		1			1
HILLVIEW TERRACE			1	100%	1
WILLOWBROOKE COURT AT MATTHEWS GLEN		1			1
PATIENT FIRST - CHERRY HILL		1			1
PRIORITY CARE LLC			1	100%	1
Kroger 368 - The Little Clinic Frankfort West		1			1
BOTTINEAU GOOD SAMARITAN CENTER		1			1
SC-GA2018 SIMPSONVILLE REHABILITATION		1			1
CARE CONNECTIONS AT HOME LLC			1	100%	1
THE BRENNITY AT TRADITION			1	100%	1
EASTSIDE URGENT CARE			1	100%	1
PEDIATRIC PARTNERS OF ZEPHYRHILLS PA			1	100%	1
ALLIED PHYSICIANS GROUP		1			1
LABONE		1			1
WASHINGTON CENTER FOR REHABILITATION A		1			1
NORTON HOSPITAL			1	100%	1
LANSING URGENT CARE			1	100%	1
NORTHERN NEVADA MEDICAL CENTER			1	100%	1
USC VERDUGO HILLS HOSPITAL			1	100%	1
Villages of St.Peters		1			1
PALM COAST DRAW STATION/AMERICAN HEALTH ASSOCIATES		1			1
PLANTATION DIALYSIS			1	100%	1
HOME AIDE SVC OF EASTERN NY INC D/B/A		1			1
SUMMIT URGENT CARE EAST POINT		1			1
URGENT CARE 24/7 TAMPA			1	100%	1
CVS IL6789POCT WOODRIDGE		1			1
STEELFUSION CLINICAL TOXICOLOGY LABS			1	100%	1
SPECIALTY DRUG TESTING			1	100%	1
GUILFORD IMMEDIATE CARE, SYAH, LLC		1			1
METHODIST OLIVE BRANCH HOSPITAL			1	100%	1
CVS IL5822POCT MOKENA		1			1
BELMONT VILLAGE AT JOHNS CREEK		1			1
WW Chem Auto SS			1	100%	1
BAPTIST HEALTH SURGERY CENTER			1	100%	1
Kroger 447 - The Little Clinic Lebanon		1			1
Florence Nursing and Rehabilitation Center		1			1

COVID-19: testing by laboratory

Data through May 21, 2021 verified as of May 22, 2021 at 09:25 AM

Data in this report are provisional and subject to change.

The numbers in the table below represent the number of Florida and non-Florida residents for whom test results were received by the Department of Health. A person can be tested by more than one laboratory and can have both positive and negative results. **Therefore, the sum of the numbers in each column will be larger than the total number of people tested.**

Reporting lab	Inconclusive	Negative	Positive	Percent positive	Total
BRADEN CLINIC		1			1
PEDIATRIC SPECIALTY CLINIC COLLIER			1	100%	1
MEDICAL CENTER OF TRINITY - MOB		1			1
SKIN AND CANCER ASSOCIATES LLP		1			1
COMMUNITY MEMORIAL HOSPITAL		1			1
HEALTH CARE SERVICES LC			1	100%	1
CURA LABORATORY SERVICES			1	100%	1
MEDEXPRESS URGENT CARE - CABOT			1	100%	1
THE HEART HOSPITAL BAYLOR PLANO			1	100%	1
SAPLING GROVE URGENT CARE		1			1
Courtenay Springs Village			1	100%	1
VA OPTOMETRY CLINIC			1	100%	1
HERITAGE SHADYSIDE		1			1
KINGMAN REGIONAL MEDICAL CENTER			1	100%	1
LAKE WALES DIALYSIS CENTER			1	100%	1
GARNET HEALTH URGENT CARE		1			1
Kroger 825 - The Little Clinic Dorothy Lane		1			1
MIAMI NORTH DIALYSIS			1	100%	1
Linley Park Rehabilitation & Healthcare Center		1			1
Dulles Health and Rehab Center		1			1
Elderwood at Lockport		1			1
ORAL & FACIAL SURGERY			1	100%	1
LRGHEALTHCARE		1			1
GENESIS MEDICAL CENTER OF CORAL SPRINGS INC			1	100%	1
CHRISTIANA HOSPITAL		1			1
PALOMAR MEDICAL CENTER			1	100%	1
FASTMED - LAKEWAY			1	100%	1
MEMORIAL MEDICAL CENTER			1	100%	1
IZ MEDICAL		1			1
5 STAR HOME HEALTH SERVICES INC		1			1
CARENOW URGENT CARE – SPRING			1	100%	1
BOND & STEELE CLINIC PA D/B/A		1			1
Vi at Aventura		1			1
ADVENTHEALTH MEDICAL GROUP OBSTETRICS AND			1	100%	1
UNITYPOINT HEALTH TRINITY			1	100%	1
HARDIN HEALTH INC		1			1
Redstone Highlands			1	100%	1
PHOENIX MEDICAL CLINIC			1	100%	1
Manor Care Health Services- Wilmington			1	100%	1
QUINCY DIALYSIS			1	100%	1
AVERA ST. MARY'S HOSPITAL			1	100%	1
ATRIA TAMARAC			1	100%	1
ALTAMONTE MEDICAL ASSOCIATES PA			1	100%	1
CRUSADER COMMUNITY HEALTH			1	100%	1
CLINICAL RESEARCH OF WEST FLORIDA		1			1
SCRIPPS MERCY HOSPITAL			1	100%	1
VA Ann Arbor HCS - Toledo CBOC		1			1

COVID-19: testing by laboratory

Data through May 21, 2021 verified as of May 22, 2021 at 09:25 AM

Data in this report are provisional and subject to change.

The numbers in the table below represent the number of Florida and non-Florida residents for whom test results were received by the Department of Health. A person can be tested by more than one laboratory and can have both positive and negative results. **Therefore, the sum of the numbers in each column will be larger than the total number of people tested.**

Reporting lab	Inconclusive	Negative	Positive	Percent positive	Total
AURORA MEDICAL CENTER-KENOSHA			1	100%	1
ST MARY'S OF SAGINAW		1			1
Heartland of Perrysburg		1			1
FLORIDA ORTHOPAEDIC INSTITUTE SURGERY		1			1
WYOMING OPCO, LLC DBA MEDILODGE OF WYO		1			1
WELLSTAR STUDENT SERVICES-MARIETTA CLI		1			1
HALIFAX HEALTH PRIMARY CARE ORMOND			1	100%	1
CAREWELL URGENT CARE FITCHBURG			1	100%	1
FLAGLER PROFESSIONAL HEALTH CARE SERVICES INC		1			1
DYNACARE NORTHWEST INC			1	100%	1
Erie VAMC		1			1
LEGACY AT HIGHWOODS PRESERVE		1			1
RIVERSIDE MEDICAL CENTER		1			1
BIOMERIEUX			1	100%	1
POETS WALK SARASOTA			1	100%	1
Kroger 838 - The Little Clinic Fairborn		1			1
WAUCONDA CARE		1			1
441 URGENT CARE CENTER - BROWNWOOD			1	100%	1
OPTI MED PHARMACY		1			1
LIFE CARE CENTER OF GWINNETT		1			1
PUTNAM CO HOSPITAL-D/B/A ASBURY TOWERS		1			1
CareATC - Columbia College #58		1			1
MEDEXPRESS URGENT CARE-MEADVILLE			1	100%	1
BROOKSHIRE, THE			1	100%	1
PALM SPRINGS GENERAL HOSPITAL			1	100%	1
ST LUKES HOSPITAL LAB			1	100%	1
CDR MAGUIRE - STUART MISSION			1	100%	1
NEW ERA COMMUNITY HEALTH CENTER LLC		1			1
SANFORD LABORATORIES WATERTOWN			1	100%	1
MED BAR LLC		1			1
BHS PHYSICIAN NETWORK			1	100%	1
SYNERGENE LABORATORY			1	100%	1
SHANNON CLARK OD, PA			1	100%	1
Indian Oaks Living Center		1			1
LRHS Pablo Urgent Care		1			1
ODESSA MEMORIAL HOSPITAL			1	100%	1
UNIVERSITY OF TOLEDO MEDICAL CENTER			1	100%	1
WINNIFRED ASSISTED LIVING FACILITY INC		1			1
QLABS			1	100%	1
JACK M MATHENY II MD			1	100%	1
SPHERE DX			1	100%	1
Alden North Shore			1	100%	1
WINTHROP MANOR NURSING CENTER		1			1
CARENOW MIDTOWN			1	100%	1
Court House Center		1			1
SACRED HEART HOSPITAL NURSING			1	100%	1
LAREDO CARE CLINIC NORTH		1			1

COVID-19: testing by laboratory

Data through May 21, 2021 verified as of May 22, 2021 at 09:25 AM

Data in this report are provisional and subject to change.

The numbers in the table below represent the number of Florida and non-Florida residents for whom test results were received by the Department of Health. A person can be tested by more than one laboratory and can have both positive and negative results. **Therefore, the sum of the numbers in each column will be larger than the total number of people tested.**

Reporting lab	Inconclusive	Negative	Positive	Percent positive	Total
ADVENTHEALTH WOUND CARE CENTER			1	100%	1
LOURDES URGENT CARE			1	100%	1
UF HEALTH - WILDLIGHT			1	100%	1
TRUECARE24			1	100%	1
LAKE MARY OPTUM FLORIDA			1	100%	1
MEDONE URGENT CARE			1	100%	1
CVS OH6153POCT COLUMBUS		1			1
MD TOX LABORATORY			1	100%	1
HALIFAX HEALTH PRIMARY CARE			1	100%	1
Ideal Senior Living Center		1			1
SALUDA NURSING CENTER		1			1
CHEROKEE PARK REHABILITATION		1			1
FAYETTE MEDICAL CENTER LAB		1			1
WRNMMC BETHESDA			1	100%	1
NORTHEAST REGIONAL MEDICAL CENTER			1	100%	1
NORWALK HOSPITAL			1	100%	1
STEWARD FLORIDA ALF, INC			1	100%	1
AMERICAN FAMILY CARE - SMYRNA			1	100%	1
OCALA REGIONAL DIALYSIS- NORTH			1	100%	1
CUSTOM SCRIPTS PHARMACY		1			1
QUALITY CLINICAL LAB LLC			1	100%	1
Alaska Domiciliary Care for Homeless Veterans		1			1
LIFE SAVERS EMERGENCY ROOM II, LLC		1			1
QC LABORATORY			1	100%	1
TANNER CLINIC			1	100%	1
HEALTH CONSERVATION, INC		1			1
MINUTE CLINIC DIAGNOSTIC PA			1	100%	1
Advanced Rehabilitation of Vernon		1			1
ST JOHN HOSPITAL & MEDICAL CENTER MICRO			1	100%	1
Eger Health Care and Rehabilitation Center		1			1
MED-LAKE LABORATORY			1	100%	1
Iosco County Medical Care Facility		1			1
Falmouth By The Sea			1	100%	1
ST FRANCIS COLLEGE WELLNESS CENTER		1			1
FINLAY MEDICAL RESEARCH CORP			1	100%	1
AMD			1	100%	1
HARMONY HEALTHCARE ORLANDO INC		1			1
North Campus Annex			1	100%	1
OAK HAVEN REHAB AND NURSING CENTER			1	100%	1
MCLEOD MEMORIAL HOSPITAL CLARENDON			1	100%	1
ADVENTHEALTH IMAGING WINTERGARDEN		1			1
INLET CONCIERGE MEDICINE			1	100%	1
MIAMI VASCULAR SURGERY			1	100%	1
SMITH KLINE			1	100%	1
CLEVELAND CLINIC AKRON GENERAL			1	100%	1
Kroger 500 - The Little Clinic Speedway		1			1
DAVITA DIALYSIS-NORTH			1	100%	1

COVID-19: testing by laboratory

Data through May 21, 2021 verified as of May 22, 2021 at 09:25 AM

Data in this report are provisional and subject to change.

The numbers in the table below represent the number of Florida and non-Florida residents for whom test results were received by the Department of Health. A person can be tested by more than one laboratory and can have both positive and negative results. **Therefore, the sum of the numbers in each column will be larger than the total number of people tested.**

Reporting lab	Inconclusive	Negative	Positive	Percent positive	Total
URGENT CARE CENTER OF PORT ORANGE LLC			1	100%	1
COLUMBIA CREST CARE & RAHAB		1			1
OPTUM OF HIALEAH		1			1
ANY LAB TEST NOW JACKSONVILLE		1			1
Christian Park Village		1			1
MARTINSVILLE HEALTH AND REHAB			1	100%	1
INTERMOUNTAIN HEALTHCARE LABORATORY SERVICES			1	100%	1
CHC SOUTHWEST FLORIDA LAB-LIVE			1	100%	1
THE MEDICAL CENTER AT BOWLING GREEN			1	100%	1
MEDICAL SPECIALISTS OF THE PALM BEACHES INC			1	100%	1
THE LITTLE CLINIC LLC			1	100%	1
CVS / PHARMACY #10794			1	100%	1
PEDRO L ORTEGA MD PA			1	100%	1
PALM BEACH DIABETES AND ENDOCRINE SPECIALISTS, PA			1	100%	1
RICHMOND MEDICAL CENTER FOR WOMEN		1			1
UW MEDICINE MS CENTER			1	100%	1
QUICK FAMILY URGENT CARE LLC			1	100%	1
BAYOU URGENT CARE			1	100%	1
RIVERVIEW HOSPITAL D/B/A UNIVERSITY		1			1
ALLIANCE MD DIRECT PRIMARY CARE			1	100%	1
NEMOURS CHILDREN'S PRIMARY CARE, ST CLOUD			1	100%	1
GUIDEWELL SANITAS			1	100%	1
HEALTHFORCE PARTNERS INC			1	100%	1
MAYO CLINIC OUTPATIENT DIALYSIS CENTER			1	100%	1
Kroger 350 - The Little Clinic New Cut Road		1			1
Le Roy Village Green		1			1
Willowbrooke Court at Normandy Farms Estates		1			1
LAKEVIEW REGIONAL HOSPITAL			1	100%	1
Brown Nursing Home		1			1
FAWCETT MEMORIAL HOSPITAL NURSING			1	100%	1
Avon Health Center		1			1
HEALTH FIRST MEDICAL GROUP LLC			1	100%	1
CVS KS8601POCT OVERLAND PARK			1	100%	1
Bivins Pointe			1	100%	1
CARRINGTON, LLC D/B/A THE CARRINGTON		1			1
HIDALGO FAMILY CLINIC			1	100%	1
FAIRHAVEN		1			1
OPTIMAL MEDICINE INC		1			1
ULTIMATE ANALYSIS LABORATORY			1	100%	1
VISTA DEL SOL MED ASSOC		1			1
El Paso Health Care Center			1	100%	1
MEMORIAL HERMANN SOUTHWEST HOSPITAL			1	100%	1
Kroger 63 - The Little Clinic Glassford Hill Rd		1			1
Walgreens #3049		1			1
SARHA DOCTORS CENTER			1	100%	1
TRAVERSE CITY OPCO, LLC		1			1
PINEBROOK CARE AND REHABILITATION CENTER			1	100%	1

COVID-19: testing by laboratory

Data through May 21, 2021 verified as of May 22, 2021 at 09:25 AM

Data in this report are provisional and subject to change.

The numbers in the table below represent the number of Florida and non-Florida residents for whom test results were received by the Department of Health. A person can be tested by more than one laboratory and can have both positive and negative results. **Therefore, the sum of the numbers in each column will be larger than the total number of people tested.**

Reporting lab	Inconclusive	Negative	Positive	Percent positive	Total
ARLINGTON ADULT RESIDENTIAL FACILITY, INC			1	100%	1
TITUSVILLE CENTER FOR SURGICAL EXCELLENCE LLC		1			1
Community Compassion Center of Batesville			1	100%	1
WELLNOW URGENT CARE-OSWEGO			1	100%	1
DR PHILLIPS CENTER FOR WELLNESS		1			1
EXCEPTIONAL EMERGENCY CENTER			1	100%	1
ADAPTIVE BIOTECHNOLOGIES			1	100%	1
T.J. HEALTH PAVILION			1	100%	1
MOUNT SINAI CORAL GABLES			1	100%	1
CTMD MEDICAL CENTER, PA			1	100%	1
Kroger 670 - The Little Clinic Dawson Forest Rd & Hwy 19		1			1
Walgreens #11854			1	100%	1
SOUTHWESTERN STATE HOSPITAL LABORATORY			1	100%	1
CARESPOT - OVIEDO			1	100%	1
AFC URGENT CARE BEVERLY			1	100%	1
Ranger Care Center			1	100%	1
CVS OH5458POCT GROVE CITY		1			1
Hempfield Manor		1			1
UNIVERSITY OF FLORIDA			1	100%	1
PEDIATRICS AND FAMILY CARE, LLC			1	100%	1
CVS AZ3264POCT PHOENIX			1	100%	1
PHYSICIANS PRIMARY CARE LEHIGH PEDS			1	100%	1
ARCADIA OUTREACH LAB			1	100%	1
NORTHWEST COMMUNITY HOSPITAL LABORATORY			1	100%	1
MID FLORIDA BIOLOGICALS			1	100%	1
SMART CHOICE PRIMARY AND URGENT CARE			1	100%	1
UC SAN DIEGO CENTER FOR ADVANCED LABORATORY MEDICINE			1	100%	1
ANDERSON REGIONAL MEDICAL CENTER			1	100%	1
CARENOW DENTON			1	100%	1
ARISTACARE AT MANCHESTER		1			1
PATHOLOGY ASSOCIATES			1	100%	1
NFRC CLINICAL LAB			1	100%	1
WELLSTAR KENNESAW MEDICAL CENTER		1			1
KANA MEDICAL			1	100%	1
Kroger 410 - The Little Clinic Trinity		1			1
KID CARE PEDIATRICS PA			1	100%	1
FELD ENTERTAINMENT			1	100%	1
APEX HOME HEALTHCARE			1	100%	1
ADVANCED URGENT CARE PLLC		1			1
YAKIMA VALLEY FAMILY CLINIC			1	100%	1
Manorcare Health Services-Oxford Valley		1			1
FAIRFIELD MEDICAL CENTER			1	100%	1
Redwood Springs Healthcare			1	100%	1
SEPULVEDA OUTPATIENT AND NURSING HOME CARE			1	100%	1
COVID CLINIC, INC			1	100%	1
ST JOHNS MEDICAL CENTER		1			1
Kroger 086 - The Little Clinic Broomfield-Sheridan		1			1

COVID-19: testing by laboratory

Data through May 21, 2021 verified as of May 22, 2021 at 09:25 AM

Data in this report are provisional and subject to change.

The numbers in the table below represent the number of Florida and non-Florida residents for whom test results were received by the Department of Health. A person can be tested by more than one laboratory and can have both positive and negative results. **Therefore, the sum of the numbers in each column will be larger than the total number of people tested.**

Reporting lab	Inconclusive	Negative	Positive	Percent positive	Total
JACKSBORO URGENT CARE			1	100%	1
PREMIER FAMILY AND SPORTS MEDICINE LLC			1	100%	1
OHIO CVS STORES, LLC DBA CVS/PHARMACY		1			1
Birmingham Nursing and Rehabilitation East LLC		1			1
WALGREENS WAYNE			1	100%	1
Sunnybrook Rehabilitation Center			1	100%	1
SAINT JOSEPH'S HOSPITAL AND MEDICAL CENTER		1			1
ARIZA WELLNESS CARE LLC			1	100%	1
SENTARA AMBULATORY CARE CLINIC			1	100%	1
COVENANT HOSPITAL HOBBS D/B/A COVENANT		1			1
MOBILE MEDICAL CLINIC			1	100%	1
MAYO MEDICAL LABORATORIES			1	100%	1
IMMY LABS			1	100%	1
NOVANT HEALTH GOHEALTH URGENT CARE			1	100%	1
VELOCITY URGENT CARE - CHIMNEY HILL			1	100%	1
1ST MED DOTHAN			1	100%	1
WESTCHESTER MEDICAL CENTER ADVANCED		1			1
BROOKDALE FORT WALTON BEACH			1	100%	1
METROWEST MEDICAL CENTER - FRAMINGHAM			1	100%	1
DOCTORS MEMORIAL HOSP HOME HEALTH CARE		1			1
Medilodge of Mt. Pleasant		1			1
BEST CARE COMMUNITY AND FAMILY HEALTH CENTER INC			1	100%	1
DIGNITY HEALTH GOHEALTH		1			1
HUNEYCUTT FAMILY PRACTICE			1	100%	1
VIRGINIA UROLOGY		1			1
SHP WESTCHESTER LLC		1			1
MID-FLORIDA CANCER CENTERS		1			1
ASSISTED LIVING AT TREZEVANT		1			1
BEAUMONT HOSPITAL			1	100%	1
SHANDSCAIR FLIGHT PROGRAM			1	100%	1
DIVERSICARE OF BIG SPRINGS		1			1
JACKSON MADISON CO. GEN. HOSPITAL			1	100%	1
ER NEAR ME HULEN		1			1
SURGERY CENTER, THE			1	100%	1
ENT & ALLERGY ASSOCIATES, LLP - SLEEPY HOLLOW (ABBOTT)		1			1
PALM BEACH COUNTY HEALTH DEPT.			1	100%	1
MID FLORIDA COMMUNITY SERVICES			1	100%	1
325		1			1
FLORIDA HOME HEALTH			1	100%	1
FAMILY PHYSICIANS OF WINTER PARK, INC			1	100%	1
NULL			1	100%	1
PHYSICIANS PREMIER ER- BASTROP			1	100%	1
UW MEDICINE CHU LAB			1	100%	1
ORCHID TERRACE		1			1
YOUR HEALTH PEDIATRICS			1	100%	1
CAREFIRST URGENT CARE - BEECHMONT			1	100%	1
TERRELL URGENT CARE			1	100%	1

COVID-19: testing by laboratory

Data through May 21, 2021 verified as of May 22, 2021 at 09:25 AM

Data in this report are provisional and subject to change.

The numbers in the table below represent the number of Florida and non-Florida residents for whom test results were received by the Department of Health. A person can be tested by more than one laboratory and can have both positive and negative results. **Therefore, the sum of the numbers in each column will be larger than the total number of people tested.**

Reporting lab	Inconclusive	Negative	Positive	Percent positive	Total
DU QUOIN NURSING & REHABILITATION CENTER LLC		1			1
MEDSTAR FAMILY CARE		1			1
ASSURANCE HEALTHCARE AND COUNSELING CENTER		1			1
Kroger 390 - The Little Clinic North College Hill		1			1
Brownwood Nusing & Rehabilitation		1			1
GRAND LIVING			1	100%	1
KODIAK AREA NATIVE ASSOCIATION-KANA			1	100%	1
WINDSOR MANOR			1	100%	1
Garden View Care Center at Dougherty Ferry		1			1
ANDERSON FAMILY MEDICINE			1	100%	1
METROPOLITAN			1	100%	1
JAX FAMILY CARE		1			1
PM PEDIATRICS OF BAYSIDE PLLC - STATEN		1			1
BEAUMONT HOSPITAL, GROSSE POINTE			1	100%	1
CAPITAL HEALTH PLAN - GOVERNORS SQUARE			1	100%	1
INTEGRITY SPINE AND ORTHOPEDICS LLC			1	100%	1
VISTA LAKE ASSISTED LIVING			1	100%	1
Sharon Care Center			1	100%	1
PENSACOLA PATHOLOGY		1			1
CHILDRENS SPECIALIST PEDIATRIC PULMMOLOGY &			1	100%	1
WEST BOYNTON DIALYSIS			1	100%	1
Rio Grande City Nursing and Rehab Center			1	100%	1
MEMORIAL HEALTH UNIVERSITY MEDICAL		1			1
FAMILY INTERNAL MEDICINE OF CLERMONT			1	100%	1
NURSECARE OF ATLANTA INC DBA		1			1
JACKSON LABORATORY FOR GENOMIC MEDICINE, THE		1			1
THE TOLEDO HOSPITAL			1	100%	1
SPECTRUM LABORATORY			1	100%	1
CONCIERGE INTERNAL MEDICINE ASSOCIATES			1	100%	1
MADISON REHABILITATION HOSPITAL		1			1
APPLECARE URGENT CARE JESUP			1	100%	1
FALKVILLE HEALTHCARE		1			1
INTERNAL MEDICINE ASSOCIATES		1			1
OMAHA VA MEDICAL CENTER			1	100%	1
SUMMIT DETOX INC			1	100%	1
ADVENTHEALTH PHYSICIAN GROUP - APPLEWOOD			1	100%	1
FREEPORT ER DOX URGENT CARE		1			1
CITRONELLE HEALTH AND REHABILITATION CENTER		1			1
OAKWOOD HOSPITAL - DEARBORN LAB			1	100%	1
MOUNT SINAI COMPREHENSIVE CANCER CENTER			1	100%	1
PRIMEX CLINICAL LABORATORIES INC			1	100%	1
UFHEALTH			1	100%	1
SANFORD CLINIC 32ND AND ELLIS LABORATORY		1			1
FLORIDA CLINICAL LABORATORY INC DBA			1	100%	1
BAPTIST MEDICAL PLAZA AT WESTCHESTER			1	100%	1
SUNDIAL MANUFACTURING		1			1
LOPEZ		1			1

COVID-19: testing by laboratory

Data through May 21, 2021 verified as of May 22, 2021 at 09:25 AM

Data in this report are provisional and subject to change.

The numbers in the table below represent the number of Florida and non-Florida residents for whom test results were received by the Department of Health. A person can be tested by more than one laboratory and can have both positive and negative results. **Therefore, the sum of the numbers in each column will be larger than the total number of people tested.**

Reporting lab	Inconclusive	Negative	Positive	Percent positive	Total
Birmingham Nursing & Rehab Center		1			1
NEMOURS CHILDREN HOSPITAL			1	100%	1
INDIAN RIVER CLINICAL LABORATORY, INC.		1			1
PAMC MICRO LAB			1	100%	1
BETTERMED URGENT CARE-SHORT PUMP		1			1
FLAGLER MEDICAL ASSOCIATES PA			1	100%	1
DELTA INTERNAL MEDICINE CENTER			1	100%	1
SPARTA HEALTH & REHAB		1			1
SANTA MONICA CA-UCLA MC			1	100%	1
DR BAWA AND ASSOCIATES			1	100%	1
BALLAD HEALTH MEDICAL ASSOCIATES URGENT CARE			1	100%	1
LOWER KEYS COMMUNITY HEALTH CENTER			1	100%	1
TENNOVA ER - SANGO			1	100%	1
PASTEUR MEDICAL HIALEAH GARDEN LLC			1	100%	1
ST CHARLES REDMOND LABORATORY		1			1
MEDCOR INC			1	100%	1
RED HOOK FAMILY PRACTICE		1			1
LIFEBRITE LABORATORIES, LLC			1	100%	1
ADVENTHEALTH MEDICAL GROUP INTERNAL MEDICINE AT MILLS			1	100%	1
BATESVILLE - SHERWOOD URGENT CARE			1	100%	1
EVEXIA DIAGNOSTICS			1	100%	1
LABORATORIO MEDICO CENTRAL CONDOMINO MD			1	100%	1
Medilodge of East Lansing		1			1
CRESTVIEW MED CLIN LAB			1	100%	1
FASTMED-MILL AVENUE			1	100%	1
HERITAGE HEALTHCARE CENTER AT TALLAHASSEE			1	100%	1
CVS TN6394POCT BRENTWOOD		1			1
CAPITAL DISTRICT PSYCHIATRIC CENTER		1			1
CAREHERE HUDSON BAY			1	100%	1
SOUTH SEMINOLE HOSPITAL POCT			1	100%	1
White River Health Care Center		1			1
SONORAN DESERT PATHOLOGY			1	100%	1
Seal Rock Healthcare		1			1
FLORIDA HOSPITAL ORMOND BEACH			1	100%	1
BAPTIST ASI			1	100%	1
NEW HANOVER REGIONAL MEDICAL CENTER			1	100%	1
FHPG INTERNAL MEDICINE OF BRANDON			1	100%	1
PERRY COUNTY NURSING HOME		1			1
LAKE VISTA DIALYSIS			1	100%	1
Eagle Point Health Care Center		1			1
Maple Lane Nursing Home		1			1
TEXAS HEALTH ARLINGTON MEMORIAL		1			1
PEDRO MENENDEZ HEALTH CENTER AT ST JOHNS			1	100%	1
ACUTE AND COMMUNICABLE DISEASE PREVENTION			1	100%	1
SOUTHWESTERN VERMONT MEDICAL CENTER			1	100%	1
CVS IL2297652CV CHICAGO		1			1
ORDRS, INC.			1	100%	1

COVID-19: testing by laboratory

Data through May 21, 2021 verified as of May 22, 2021 at 09:25 AM

Data in this report are provisional and subject to change.

The numbers in the table below represent the number of Florida and non-Florida residents for whom test results were received by the Department of Health. A person can be tested by more than one laboratory and can have both positive and negative results. **Therefore, the sum of the numbers in each column will be larger than the total number of people tested.**

Reporting lab	Inconclusive	Negative	Positive	Percent positive	Total
LOVELACE WOMEN'S HOSPITAL		1			1
RIVERSIDE PEDIATRIC GROUP, INC		1			1
MCR HEALTH VENICE PEDIATRICS			1	100%	1
Heartland Health Care Center Jacksonville			1	100%	1
FAMILY & INTERNAL MEDICINE CENTER		1			1
HEALTH PLUS SUNRISE MEDICAL OFFICE			1	100%	1
OMC PRIMARY CARE - HOSPITAL CAMPUS			1	100%	1
PUBLIX PHARMACY #1114			1	100%	1
ROSEN MEDICAL CENTER AT ROSEN COLLEGE CAMPUS			1	100%	1
Higland Pointe Health and Rehabilitation center		1			1
Total	108,930	20,738,415	2,989,628	13%	23,836,973