

# COVID-19: summary of cases and monitoring

Data through May 18, 2021 verified as of May 19, 2021 at 09:25 AM

Data in this report are provisional and subject to change.

Cases: people with positive PCR or antigen test result		Cases: people with positive PCR or antigen test result	
Total cases		Risk factors for Florida residents	
Florida residents	2,299,596	Traveled	18,152
Non-Florida residents	2,256,645	Contact with a known case	905,945
	42,951	Traveled and contact with a known case	24,547
Type of testing		Neither	1,308,001
Florida residents	2,256,645	No travel and no contact	274,724
Positive by BPHL/CDC	82,487	Travel is unknown	731,363
Positive by commercial/hospital lab	2,174,158	Contact is unknown	502,398
PCR positive	1,796,880	Contact is pending	461,087
Antigen positive	459,765		
Non-Florida residents	42,951	Travel can be unknown and contact can be unknown or pending for the same case, these numbers will sum to more than the "neither" total.	
Positive by BPHL/CDC	1,030		
Positive by commercial/hospital lab	41,921		
PCR positive	29,238		
Antigen positive	13,713		
Characteristics			
Florida residents hospitalized	93,598		
Florida resident deaths	36,271		
Non-Florida resident deaths	728		
Hospitalized counts include anyone who was hospitalized at some point during their illness. It does not reflect the number of people currently hospitalized.			
More information on deaths identified through death certificate data is available on the National Center for Health Statistics website at <a href="http://www.cdc.gov/nchs/nvss/vsrr/COVID19/index.htm">www.cdc.gov/nchs/nvss/vsrr/COVID19/index.htm</a> .			

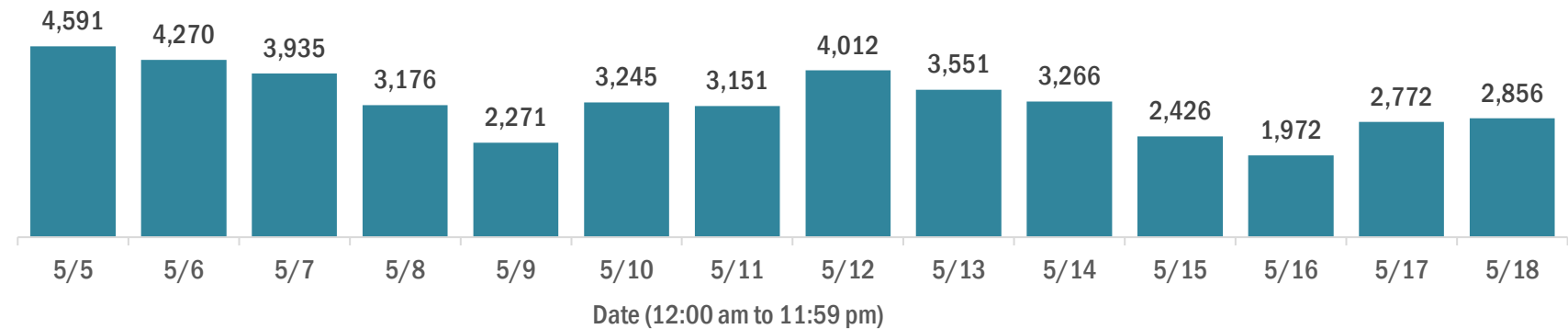
# COVID-19: summary of laboratory testing

Data through May 18, 2021 verified as of May 19, 2021 at 09:25 AM

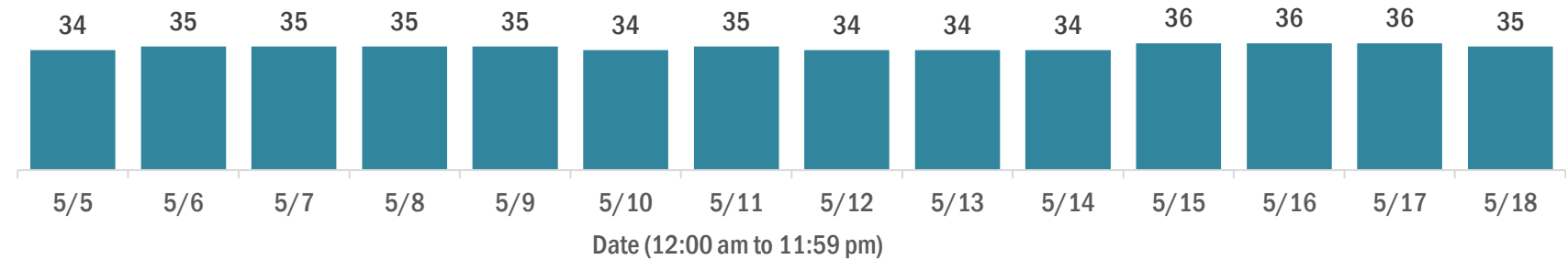
Data in this report are provisional and subject to change.

## Cases in Florida residents per day for the past 2 weeks

Number of cases per day



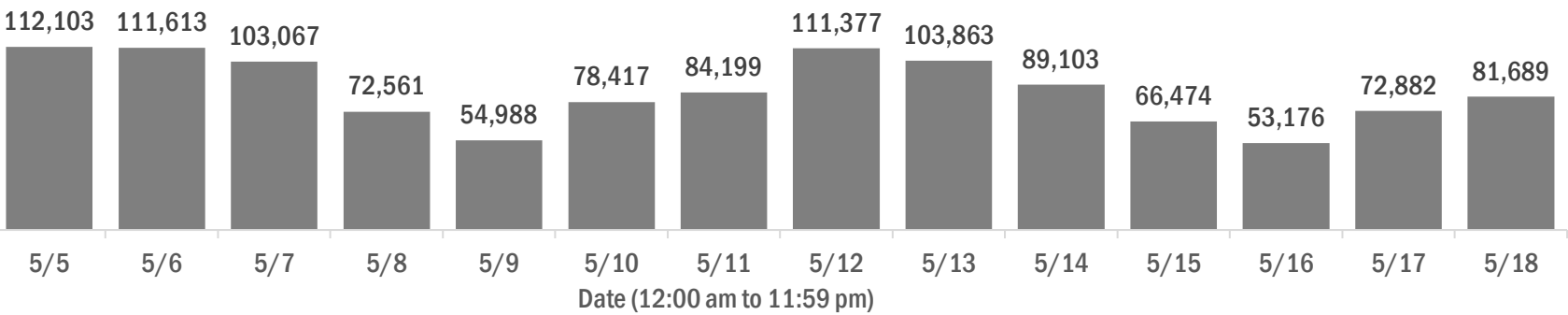
Median age of cases by day



## Laboratory testing for Florida residents over the past 2 weeks

Number of Florida residents tested per day

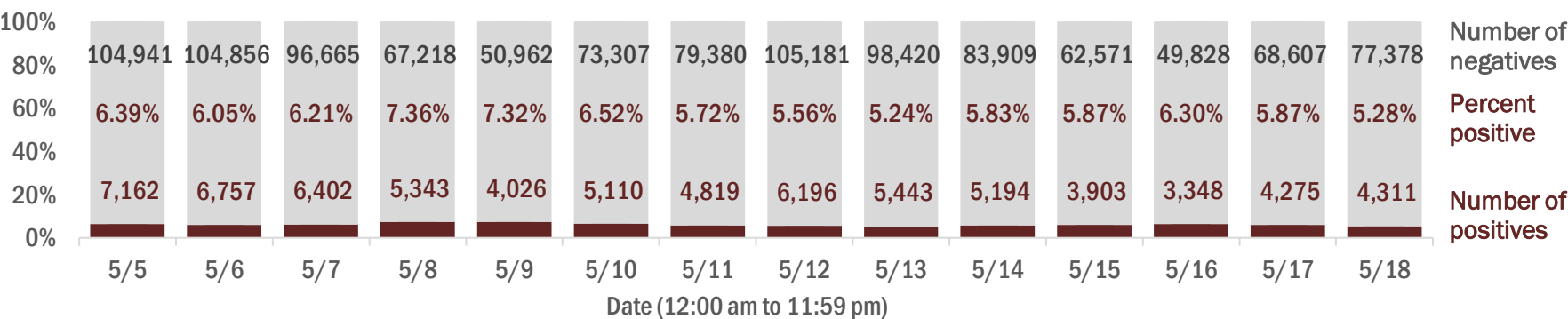
These counts include the number of people for whom the Department received PCR or antigen laboratory results by day. People tested on multiple days will be included for each day a new result was received. A person is only counted once for each day they are tested, regardless of whether multiple specimens are tested or multiple results are received.



Number and percent of Florida residents with positive test results

The percent of positive results ranged from 5.24% to 7.36% over the past 2 weeks and was 5.28% yesterday.

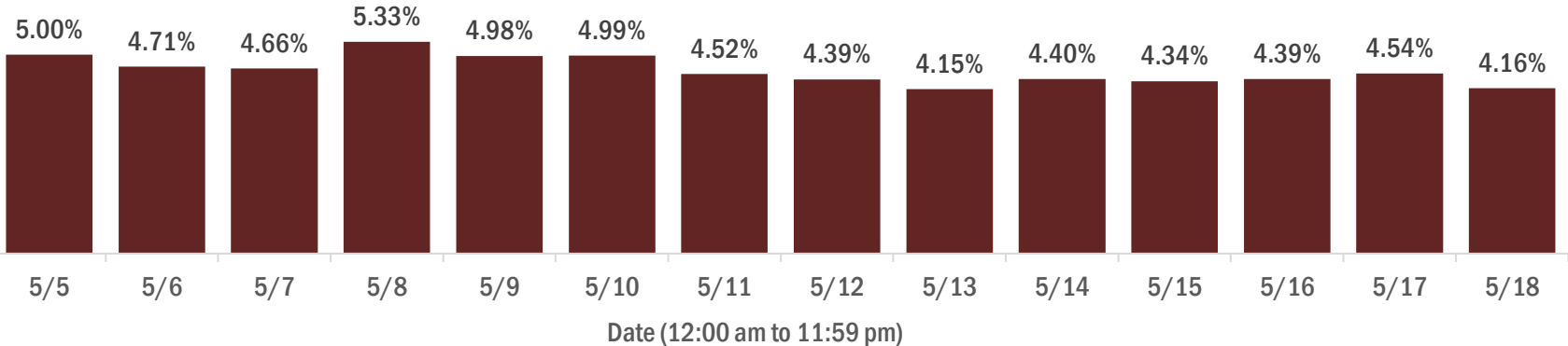
These counts include the number of people for whom the Department received PCR or antigen laboratory results by day. People tested on multiple days will be included for each day a new result was received. A person is only counted once for each day they are tested, regardless of whether multiple specimens are tested or multiple results are received. If a person has a positive specimen and a negative specimen in the same day, only the positive result is counted.



Percent positivity for new cases in Florida residents

The percent of positive results ranged from 4.15% to 5.33% over the past 2 weeks and was 4.16% yesterday.

This percent is the number of people who test PCR- or antigen-positive for the first time divided by all the people tested that day, excluding people who have previously tested positive.



# COVID-19: characteristics of 2,256,645 Florida resident cases

Data through May 18, 2021 verified as of May 19, 2021 at 09:25 AM

Data in this report are provisional and subject to change.

Age group	Cases		Hospitalizations		Deaths	
0-4 years	48,621	2%	644	1%	2	0%
5-14 years	152,180	7%	644	1%	5	0%
15-24 years	353,198	16%	2,389	3%	52	0%
25-34 years	396,853	18%	4,715	5%	216	1%
35-44 years	352,896	16%	7,006	7%	589	2%
45-54 years	342,075	15%	10,814	12%	1,471	4%
55-64 years	291,955	13%	16,206	17%	4,067	11%
65-74 years	176,048	8%	19,353	21%	7,761	21%
75-84 years	96,357	4%	19,140	20%	10,949	30%
85+ years	44,752	2%	12,678	14%	11,159	31%
Unknown	1,710	0%	9	0%	0	0%
Total	2,256,645		93,598		36,271	

Gender	Cases	
Female	1,180,202	52%
Male	1,055,928	47%
Unknown	20,515	1%
Total	2,256,645	

Ethnicity	Cases		Hospitalizations		Deaths	
Hispanic	736,403	33%	23,791	25%	8,528	24%
Non-Hispanic	1,111,599	49%	65,607	70%	25,506	70%
Unknown	408,643	18%	4,200	4%	2,237	6%
Total	2,256,645		93,598		36,271	

Race and ethnicity	Cases		Hospitalizations		Deaths	
White	1,290,662	57%	61,483	66%	26,535	73%
Hispanic	490,098	22%	17,008	18%	6,810	19%
Non-Hispanic	709,541	31%	42,714	46%	18,591	51%
Unknown	91,023	4%	1,761	2%	1,134	3%
Black	300,540	13%	19,474	21%	5,860	16%
Hispanic	18,003	1%	845	1%	243	1%
Non-Hispanic	260,161	12%	18,250	19%	5,441	15%
Unknown	22,376	1%	379	0%	176	0%
Other race	354,254	16%	10,281	11%	2,882	8%
Hispanic	178,164	8%	5,431	6%	1,290	4%
Non-Hispanic	122,424	5%	4,376	5%	1,367	4%
Unknown	53,666	2%	474	1%	225	1%
Unknown race	311,189	14%	2,360	3%	994	3%
Hispanic	50,138	2%	507	1%	185	1%
Non-Hispanic	19,473	1%	267	0%	107	0%
Unknown	241,578	11%	1,586	2%	702	2%
Total	2,256,645		93,598		36,271	

**Hospitalization** counts include anyone who was hospitalized at some point during their illness. It does not reflect the number of people currently hospitalized. **Other race** includes any person with a race of American Indian/Alaskan native, Asian, native Hawaiian/Pacific Islander, or other.

# COVID-19: deaths in Florida residents and staff of long-term care facilities

Data through May 18, 2021 verified as of May 19, 2021 at 09:25 AM

Data in this report are provisional and subject to change.

For current cases in residents or staff of long-term care facilities, please visit: <https://floridahealthcovid19.gov/>

CountyDeaths				CountyDeaths				CountyDeaths			
Palm Beach	1082	<div></div>	9%	Okaloosa	167	<div></div>	1%	Madison	20	<div></div>	0%
Dade	1023	<div></div>	9%	Hernando	163	<div></div>	1%	Calhoun	18	<div></div>	0%
Pinellas	908	<div></div>	8%	Osceola	143	<div></div>	1%	Flagler	17	<div></div>	0%
Broward	714	<div></div>	6%	Charlotte	138	<div></div>	1%	Gulf	17	<div></div>	0%
Hillsborough	592	<div></div>	5%	Indian River	125	<div></div>	1%	Wakulla	16	<div></div>	0%
Duval	455	<div></div>	4%	Clay	123	<div></div>	1%	Bradford	14	<div></div>	0%
Polk	437	<div></div>	4%	Leon	101	<div></div>	1%	Washington	13	<div></div>	0%
Brevard	416	<div></div>	4%	Highlands	98	<div></div>	1%	Baker	12	<div></div>	0%
Orange	408	<div></div>	4%	Bay	94	<div></div>	1%	Holmes	12	<div></div>	0%
Sarasota	402	<div></div>	4%	Jackson	88	<div></div>	1%	Jefferson	12	<div></div>	0%
Lee	349	<div></div>	3%	St. Johns	88	<div></div>	1%	Gadsden	10	<div></div>	0%
Marion	336	<div></div>	3%	Alachua	82	<div></div>	1%	Lafayette	10	<div></div>	0%
Volusia	302	<div></div>	3%	Santa Rosa	82	<div></div>	1%	Franklin	9	<div></div>	0%
Escambia	288	<div></div>	3%	Suwannee	60	<div></div>	1%	Levy	7	<div></div>	0%
St. Lucie	248	<div></div>	2%	Columbia	52	<div></div>	0%	Desoto	6	<div></div>	0%
Seminole	237	<div></div>	2%	Putnam	45	<div></div>	0%	Dixie	5	<div></div>	0%
Lake	228	<div></div>	2%	Sumter	44	<div></div>	0%	Monroe	5	<div></div>	0%
Pasco	228	<div></div>	2%	Nassau	34	<div></div>	0%	Taylor	3	<div></div>	0%
Collier	196	<div></div>	2%	Walton	30	<div></div>	0%	Hardee	2	<div></div>	0%
Manatee	194	<div></div>	2%	Hendry	29	<div></div>	0%	Hamilton	1	<div></div>	0%
Citrus	177	<div></div>	2%	Okeechobee	24	<div></div>	0%	Liberty	1	<div></div>	0%
Martin	173	<div></div>	2%	Gilchrist	21	<div></div>	0%	Total	11,434		

**Note:** cases are summarized by the county of usual residence. Residents and staff may be cases associated with facilities that are not in their county of usual residence, resulting in cases being included below for counties that do not have facilities with known cases.

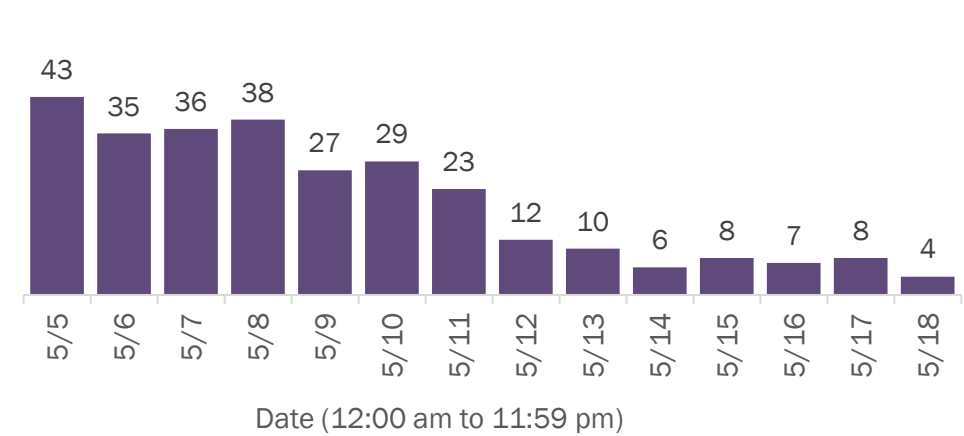
# COVID-19: cases in Florida residents who have died

Data through May 18, 2021 verified as of May 19, 2021 at 09:25 AM

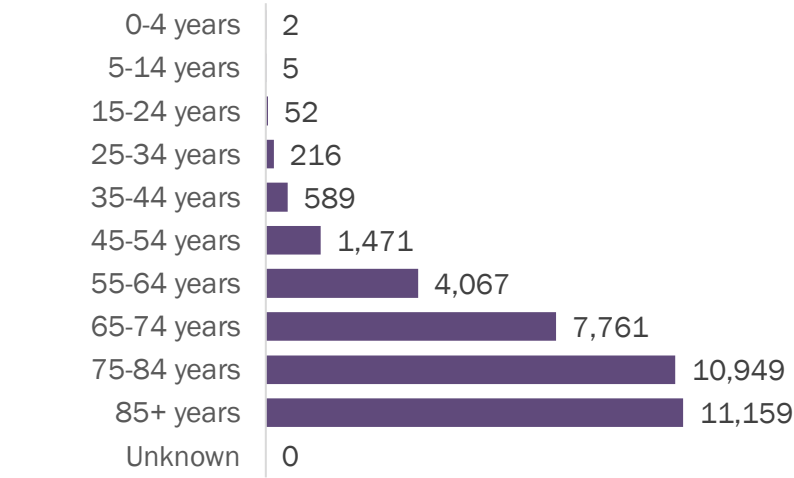
Data in this report are provisional and subject to change.

Demographics for all identified COVID-19 deaths: 36,271

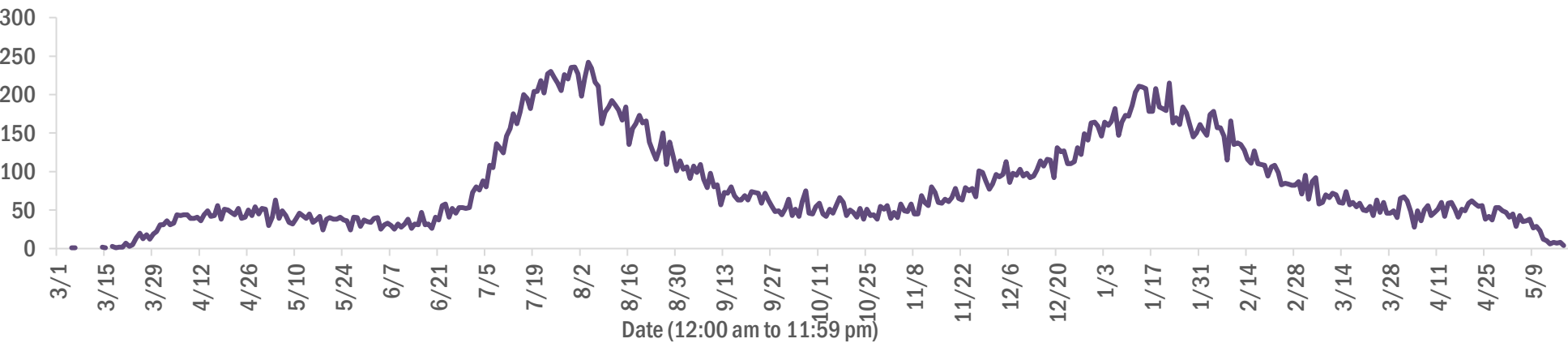
Deaths by date of death for the past 2 weeks



Deaths by age group



Deaths by date of death since March 2020



Age group	Deaths	Cases	Case fatality rate	Mortality rate per 100,000 population
0-4 years	2	48,621	0.0%	0.2
5-14 years	5	152,180	0.0%	0.2
15-24 years	52	353,198	0.0%	2.1
25-34 years	216	396,853	0.1%	7.6
35-44 years	589	352,896	0.2%	22.6
45-54 years	1,471	342,075	0.4%	52.8
55-64 years	4,067	291,955	1.4%	140.6
65-74 years	7,761	176,048	4.4%	319.8
75-84 years	10,949	96,357	11.4%	779.7
85+ years	11,159	44,752	24.9%	1932.2
Unknown	0	1,710	0.0%	
Total	36,271	2,256,645	1.6%	167.9

Gender	Deaths	Cases	Case fatality rate	Mortality rate per 100,000 population
Female	15,929	1,180,202	1.3%	144.3
Male	20,342	1,055,928	1.9%	192.7
Unknown	0	20,515	0.0%	
Total	36,271	2,256,645	1.6%	167.9

Race	Deaths	Cases	Case fatality rate	Mortality rate per 100,000 population
White	26,535	1,290,662	2.1%	158.9
Black	5,860	300,540	1.9%	160.2
Other	2,882	354,254	0.8%	231.6
Unknown	994	311,189	0.3%	
Total	36,271	2,256,645	1.6%	167.9

Ethnicity	Deaths	Cases	Case fatality rate	Mortality rate per 100,000 population
Non-Hispanic	25,506	1,111,599	2.3%	160.2
Hispanic	8,528	736,403	1.2%	150.2
Unknown	2,237	408,643	0.5%	
Total	36,271	2,256,645	1.6%	167.9

# COVID-19: characteristics of 2,256,645 cases

Data through May 18, 2021 verified as of May 19, 2021 at 09:25 AM

Data in this report are provisional and subject to change.

Tables below include cases in Florida residents and non-Florida residents.

All 67 Florida counties have cases:

County	FL resident cases		Non-FL resident cases	Total cases	FL resident deaths	FL death rate
Dade	489,767	<div></div> 22%	6,655	496,422	6,334	1.3%
Broward	239,696	<div></div> 11%	2,939	242,635	3,031	1.3%
Palm Beach	144,456	<div></div> 6%	2,660	147,116	2,832	2.0%
Orange	138,797	<div></div> 6%	2,259	141,056	1,288	0.9%
Hillsborough	139,631	<div></div> 6%	1,195	140,826	1,785	1.3%
Duval	98,022	<div></div> 4%	1,621	99,643	1,460	1.5%
Pinellas	78,764	<div></div> 3%	1,989	80,753	1,648	2.1%
Lee	70,234	<div></div> 3%	2,327	72,561	988	1.4%
Polk	69,630	<div></div> 3%	495	70,125	1,354	1.9%
Osceola	44,761	<div></div> 2%	805	45,566	518	1.2%
Volusia	43,425	<div></div> 2%	768	44,193	823	1.9%
Brevard	41,701	<div></div> 2%	739	42,440	884	2.1%
Pasco	41,911	<div></div> 2%	357	42,268	777	1.9%
Manatee	38,529	<div></div> 2%	886	39,415	683	1.8%
Collier	35,196	<div></div> 2%	1,402	36,598	539	1.5%
Escambia	32,727	<div></div> 1%	3,693	36,420	698	2.1%
Seminole	34,560	<div></div> 2%	263	34,823	507	1.5%
Sarasota	31,744	<div></div> 1%	1,588	33,332	829	2.6%
Leon	31,531	<div></div> 1%	937	32,468	324	1.0%
Marion	31,423	<div></div> 1%	169	31,592	975	3.1%
Lake	29,926	<div></div> 1%	542	30,468	645	2.2%
St. Lucie	26,809	<div></div> 1%	199	27,008	644	2.4%
Alachua	24,871	<div></div> 1%	313	25,184	281	1.1%
St. Johns	22,689	<div></div> 1%	312	23,001	217	1.0%
Okaloosa	20,503	<div></div> 1%	235	20,738	365	1.8%
Bay	19,612	<div></div> 1%	823	20,435	393	2.0%
Clay	18,965	<div></div> 1%	53	19,018	344	1.8%
Santa Rosa	18,138	<div></div> 1%	261	18,399	291	1.6%
Hernando	14,225	<div></div> 1%	109	14,334	476	3.3%
Charlotte	12,968	<div></div> 1%	216	13,184	427	3.3%
Indian River	12,592	<div></div> 1%	110	12,702	304	2.4%
Martin	12,295	<div></div> 1%	242	12,537	324	2.6%
Citrus	11,162	<div></div> 0%	99	11,261	455	4.1%
Sumter	9,304	<div></div> 0%	109	9,413	278	3.0%
Highlands	8,598	<div></div> 0%	97	8,695	361	4.2%

County	FL resident cases		Non-FL resident cases	Total cases	FL resident deaths	FL death rate
Nassau	8,061	<div></div> 0%	449	8,510	126	1.6%
Columbia	8,154	<div></div> 0%	44	8,198	169	2.1%
Walton	6,984	<div></div> 0%	883	7,867	88	1.3%
Flagler	7,312	<div></div> 0%	101	7,413	110	1.5%
Monroe	6,644	<div></div> 0%	405	7,049	49	0.7%
Putnam	6,601	<div></div> 0%	24	6,625	154	2.3%
Jackson	6,182	<div></div> 0%	72	6,254	157	2.5%
Gadsden	5,721	<div></div> 0%	17	5,738	99	1.7%
Suwannee	5,338	<div></div> 0%	29	5,367	138	2.6%
Hendry	4,788	<div></div> 0%	17	4,805	84	1.8%
Desoto	4,356	<div></div> 0%	28	4,384	95	2.2%
Okeechobee	4,028	<div></div> 0%	54	4,082	89	2.2%
Baker	3,507	<div></div> 0%	19	3,526	60	1.7%
Levy	3,494	<div></div> 0%	9	3,503	54	1.5%
Wakulla	3,484	<div></div> 0%	14	3,498	56	1.6%
Hardee	3,209	<div></div> 0%	15	3,224	45	1.4%
Unknown	73	<div></div> 0%	3,077	3,150	0	0.0%
Bradford	3,020	<div></div> 0%	13	3,033	57	1.9%
Taylor	2,741	<div></div> 0%	5	2,746	47	1.7%
Washington	2,724	<div></div> 0%	21	2,745	52	1.9%
Holmes	2,238	<div></div> 0%	33	2,271	49	2.2%
Madison	2,050	<div></div> 0%	28	2,078	45	2.2%
Gulf	1,949	<div></div> 0%	24	1,973	45	2.3%
Union	1,835	<div></div> 0%	1	1,836	74	4.0%
Calhoun	1,697	<div></div> 0%	3	1,700	45	2.7%
Hamilton	1,614	<div></div> 0%	20	1,634	25	1.5%
Gilchrist	1,619	<div></div> 0%	5	1,624	44	2.7%
Lafayette	1,622	<div></div> 0%	0	1,622	26	1.6%
Dixie	1,614	<div></div> 0%	3	1,617	24	1.5%
Jefferson	1,477	<div></div> 0%	26	1,503	28	1.9%
Franklin	1,307	<div></div> 0%	40	1,347	20	1.5%
Liberty	1,077	<div></div> 0%	1	1,078	16	1.5%
Glades	963	<div></div> 0%	4	967	19	2.0%
Total	2,256,645		42,951	2,299,596	36,271	1.6%



# COVID-19: characteristics of 2,256,645 Florida resident cases

Data through May 18, 2021 verified as of May 19, 2021 at 09:25 AM

Data in this report are provisional and subject to change.

The table below includes the cities and counties of residence for cases in Florida residents based on the patient's ZIP Code.

Note that city is not always received as part of the initial notification and may be missing while the case is being investigated.

City and county	Cases
Miami, Dade	284,199
Orlando, Orange	103,203
Jacksonville, Duval	92,173
Tampa, Hillsborough	81,075
Hialeah, Dade	68,476
Fort Lauderdale, Broward	50,682
Hollywood, Broward	45,388
West Palm Beach, Palm Beach	35,346
Kissimmee, Osceola	34,396
Tallahassee, Leon	30,467
Homestead, Dade	30,119
Naples, Collier	29,712
Saint Petersburg, Pinellas	28,647
Pensacola, Escambia	27,302
Fort Myers, Lee	26,880
Bradenton, Manatee	25,073
Boca Raton, Palm Beach	24,566
Lakeland, Polk	24,077
Ocala, Marion	23,075
Pompano Beach, Broward	22,536
Gainesville, Alachua	19,730
Sarasota, Sarasota	19,547
Cape Coral, Lee	18,325
Port Saint Lucie, St. Lucie	17,900
Lake Worth, Palm Beach	17,387
Miami Beach, Dade	16,240
Miramar, Broward	15,635
Clearwater, Pinellas	15,533
Coral Springs, Broward	14,325
Boynton Beach, Palm Beach	14,050
Doral, Dade	13,905
Miami Gardens, Dade	13,261
Panama City, Bay	12,435
Saint Augustine, St. Johns	12,139
Melbourne, Brevard	11,831
Winter Haven, Polk	11,654
Lehigh Acres, Lee	11,654
Riverview, Hillsborough	10,848
Delray Beach, Palm Beach	10,743
Davie, Broward	10,731
Palm Bay, Brevard	9,915
Vero Beach, Indian River	9,721
New Port Richey, Pasco	9,662
Sunrise, Broward	9,412
Saint Cloud, Osceola	8,986
Milton, Santa Rosa	8,776
Fort Pierce, St. Lucie	8,731
Largo, Pinellas	8,592
Spring Hill, Hernando	8,577
Daytona Beach, Volusia	8,556
Coral Gables, Dade	8,537
Apopka, Orange	8,531
Plantation, Broward	8,431
North Miami Beach, Dade	8,329
Davenport, Polk	8,262
Clermont, Lake	8,178
Brandon, Hillsborough	8,136
Deltona, Volusia	7,805
Sanford, Seminole	7,778

# COVID-19: characteristics of 2,256,645 Florida resident cases

Data through May 18, 2021 verified as of May 19, 2021 at 09:25 AM

Data in this report are provisional and subject to change.

The table below includes the cities and counties of residence for cases in Florida residents based on the patient's ZIP Code.

Note that city is not always received as part of the initial notification and may be missing while the case is being investigated.

City and county	Cases
Orange Park, Clay	7,692
Plant City, Hillsborough	7,603
Jupiter, Palm Beach	7,492
Weston, Broward	7,433
Lake City, Columbia	7,398
Deerfield Beach, Broward	6,991
Winter Garden, Orange	6,728
Tamarac, Broward	6,451
Port Charlotte, Charlotte	6,368
Wesley Chapel, Pasco	6,197
Palm Coast, Flagler	6,156
Coconut Creek, Broward	6,092
Margate, Broward	5,956
Stuart, Martin	5,857
Land O Lakes, Pasco	5,854
Deland, Volusia	5,813
Palm Beach Gardens, Palm Beach	5,763
Fort Walton Beach, Okaloosa	5,668
Wellington, Palm Beach	5,595
Oviedo, Seminole	5,564
Palm Harbor, Pinellas	5,561
Palmetto, Manatee	5,539
Winter Park, Orange	5,535
Crestview, Okaloosa	5,443
Lutz, Hillsborough	5,229
Altamonte Springs, Seminole	5,229
Port Orange, Volusia	5,024
Valrico, Hillsborough	4,989
Opa Locka, Dade	4,957
Haines City, Polk	4,898
North Port, Sarasota	4,878
Brooksville, Hernando	4,839
Miami Lakes, Dade	4,785
Venice, Sarasota	4,779
Middleburg, Clay	4,772
Pembroke Pines, Broward	4,768
Hallandale, Broward	4,733
Punta Gorda, Charlotte	4,645
Sebring, Highlands	4,622
Leesburg, Lake	4,543
Ocoee, Orange	4,499
Zephyrhills, Pasco	4,370
Saint Johns, St. Johns	4,300
Ormond Beach, Volusia	4,293
Seminole, Pinellas	4,289
The Villages, Sumter	4,276
Arcadia, Desoto	4,240
Bonita Springs, Lee	4,230
Live Oak, Suwannee	4,129
Pinellas Park, Pinellas	4,125
North Lauderdale, Broward	4,016
Okeechobee, Okeechobee	4,014
Longwood, Seminole	4,006
North Miami, Dade	3,969
Ruskin, Hillsborough	3,968
Immokalee, Collier	3,915
Cocoa, Brevard	3,893
Windermere, Orange	3,884
Navarre, Santa Rosa	3,787



# COVID-19: characteristics of 2,256,645 Florida resident cases

Data through May 18, 2021 verified as of May 19, 2021 at 09:25 AM

Data in this report are provisional and subject to change.

The table below includes the cities and counties of residence for cases in Florida residents based on the patient's ZIP Code.

Note that city is not always received as part of the initial notification and may be missing while the case is being investigated.

City and county	Cases
Casselberry, Seminole	3,687
Port Richey, Pasco	3,516
Hudson, Pasco	3,475
Titusville, Brevard	3,452
Niceville, Okaloosa	3,398
Gulf Breeze, Santa Rosa	3,382
Lake Worth Beach, Palm Beach	3,366
North Fort Myers, Lee	3,302
Dade City, Pasco	3,290
Key West, Monroe	3,287
Cantonment, Escambia	3,273
Winter Springs, Seminole	3,262
Panama City Beach, Bay	3,258
Oakland Park, Broward	3,194
Jacksonville Beach, Duval	3,187
Bartow, Polk	3,185
Lake Mary, Seminole	3,175
Aventura, Dade	3,158
Kissimmee, Polk	3,138
Crawfordville, Wakulla	3,128
New Smyrna Beach, Volusia	3,072
Auburndale, Polk	3,068
Palatka, Putnam	3,041
Quincy, Gadsden	3,041
Lake Wales, Polk	3,020
Merritt Island, Brevard	2,944
Green Cove Springs, Clay	2,903
Tarpon Springs, Pinellas	2,885
Fernandina Beach, Nassau	2,851
Ponte Vedra Beach, St. Johns	2,823
Parkland, Broward	2,796
Cutler Ridge, Dade	2,759
Inverness, Citrus	2,676
Loxahatchee, Palm Beach	2,674
Eustis, Lake	2,659
Wimauma, Hillsborough	2,643
Holiday, Pasco	2,598
Cooper City, Broward	2,589
Estero, Lee	2,574
Belle Glade, Palm Beach	2,572
Perry, Taylor	2,571
Lynn Haven, Bay	2,551
Royal Palm Beach, Palm Beach	2,541
Dunedin, Pinellas	2,528
Clewiston, Hendry	2,473
Marianna, Jackson	2,467
Fleming Island, Clay	2,464
Santa Rosa Beach, Walton	2,441
Key Biscayne, Dade	2,441
Sarasota, Manatee	2,439
Parrish, Manatee	2,390
Rockledge, Brevard	2,377
Riviera Beach, Palm Beach	2,326
Odessa, Hillsborough	2,323
Seffner, Hillsborough	2,293
Avon Park, Highlands	2,211
Defuniak Springs, Walton	2,209
Palm City, Martin	2,206
Mulberry, Polk	2,205

# COVID-19: characteristics of 2,256,645 Florida resident cases

Data through May 18, 2021 verified as of May 19, 2021 at 09:25 AM

Data in this report are provisional and subject to change.

The table below includes the cities and counties of residence for cases in Florida residents based on the patient's ZIP Code.

Note that city is not always received as part of the initial notification and may be missing while the case is being investigated.

City and county	Cases
Mount Dora, Lake	2,189
Labelle, Hendry	2,152
Destin, Okaloosa	2,118
Chipley, Washington	2,113
Groveland, Lake	2,103
Tavares, Lake	2,076
Starke, Bradford	2,045
Lithia, Hillsborough	2,034
Orange City, Volusia	2,033
Pinecrest, Dade	1,984
Summerfield, Marion	1,945
Maitland, Orange	1,945
Yulee, Nassau	1,926
Wauchula, Hardee	1,902
Palmetto Bay, Dade	1,845
Sebastian, Indian River	1,802
Dania, Broward	1,766
Homosassa, Citrus	1,764
Callahan, Nassau	1,754
Lady Lake, Lake	1,749
Macclenny, Baker	1,723
Ponte Vedra, St. Johns	1,711
Gibsononton, Hillsborough	1,668
Edgewater, Volusia	1,663
Crystal River, Citrus	1,662
Carol City, Dade	1,658
Oldsmar, Pinellas	1,630
Dover, Hillsborough	1,620
Lake Placid, Highlands	1,617
Missing, Dade	1,610
Bonifay, Holmes	1,600
Apollo Beach, Hillsborough	1,599
Mayo, Lafayette	1,589
Coconut Grove, Dade	1,582
Hobe Sound, Martin	1,578
Debary, Volusia	1,569
Florida City, Dade	1,564
Palm Springs, Palm Beach	1,527
Pace, Santa Rosa	1,511
Crossings, Dade	1,492
Sun City Center, Hillsborough	1,487
Dunnellon, Marion	1,473
Atlantic Beach, Duval	1,455
Lake Butler, Union	1,424
Lantana, Palm Beach	1,403
Belleview, Marion	1,392
Alachua, Alachua	1,366
North Palm Beach, Palm Beach	1,361
Madison, Madison	1,353
Monticello, Jefferson	1,353
Biscayne Park, Dade	1,347
Williston, Levy	1,293
Safety Harbor, Pinellas	1,288
Ellenton, Manatee	1,286
Indiantown, Martin	1,282
South Miami, Dade	1,275
Graceville, Jackson	1,253
Jensen Beach, Martin	1,243
Lauderhill, Broward	1,234

# COVID-19: characteristics of 2,256,645 Florida resident cases

Data through May 18, 2021 verified as of May 19, 2021 at 09:25 AM

Data in this report are provisional and subject to change.

The table below includes the cities and counties of residence for cases in Florida residents based on the patient's ZIP Code.

Note that city is not always received as part of the initial notification and may be missing while the case is being investigated.

City and county	Cases
Satellite Beach, Brevard	1,226
Newberry, Alachua	1,215
Lecanto, Citrus	1,214
Century, Escambia	1,185
Beverly Hills, Citrus	1,171
Englewood, Charlotte	1,162
Havana, Gadsden	1,146
Hilliard, Nassau	1,137
El Portal, Dade	1,118
Freeport, Walton	1,113
Trenton, Gilchrist	1,112
Wilton Manors, Broward	1,104
Wildwood, Sumter	1,103
Nokomis, Sarasota	1,101
Keystone Heights, Clay	1,075
Key Largo, Monroe	1,062
Blountstown, Calhoun	1,057
Bushnell, Sumter	1,051
Frostproof, Polk	1,048
Jasper, Hamilton	1,046
Lauderdale Lakes, Broward	1,030
Medley, Dade	1,025
Hernando, Citrus	1,012
Wewahitchka, Gulf	1,007
Polk City, Polk	1,006
Mary Esther, Okaloosa	991
Dunnellon, Citrus	978
Sanderson, Baker	962
Minneola, Lake	959
Fellsmere, Indian River	953
Spring Hill, Pasco	945
Shalimar, Okaloosa	933
Fisher Island, Dade	924
Marco Island, Collier	919
Everglades National Park, Dade	910
Port Saint Joe, Gulf	908
Moore Haven, Glades	897
Trinity, Pasco	891
Thonotosassa, Hillsborough	891
Chiefland, Levy	889
Sorrento, Lake	889
Cocoa Beach, Brevard	888
High Springs, Alachua	876
Pahokee, Palm Beach	875
Fort Meade, Polk	867
Fruitland Park, Lake	866
Coleman, Sumter	854
Englewood, Sarasota	844
South Bay, Palm Beach	843
Bristol, Liberty	833
Indialantic, Brevard	830
Cross City, Dixie	828
Glen Saint Mary, Baker	817
Southwest Ranches, Broward	812
Crescent City, Putnam	799
Umatilla, Lake	796
Marathon, Monroe	796
West Melbourne, Brevard	776
Interlachen, Putnam	764

# COVID-19: characteristics of 2,256,645 Florida resident cases

Data through May 18, 2021 verified as of May 19, 2021 at 09:25 AM

Data in this report are provisional and subject to change.

The table below includes the cities and counties of residence for cases in Florida residents based on the patient's ZIP Code.

Note that city is not always received as part of the initial notification and may be missing while the case is being investigated.

City and county	Cases
Miramar Beach, Walton	763
Lake Alfred, Polk	760
Fort Myers Beach, Lee	751
Chattahoochee, Gadsden	736
Weeki Wachee, Hernando	731
Old Town, Dixie	727
Bowling Green, Hardee	722
Jacksonville, St. Johns	706
Olympia Heights, Dade	704
Uleta, Dade	701
Silver Springs, Marion	698
South Daytona, Volusia	693
Lawtey, Bradford	685
Fort White, Columbia	684
Neptune Beach, Duval	681
Coral, Dade	679
Belle Isle, Orange	658
Surfside, Dade	657
Palm Beach, Palm Beach	653
Mascotte, Lake	641
Gulfport, Pinellas	633
Bronson, Levy	632
Baker, Okaloosa	622
Bunnell, Flagler	621
Clearwater Beach, Pinellas	613
Rotunda West, Charlotte	589
Sneads, Jackson	574
Mims, Brevard	572
Myakka City, Manatee	570
Hawthorne, Alachua	563
Jay, Santa Rosa	556
Dundee, Polk	551
Oxford, Sumter	550
Alva, Lee	547
Cape Canaveral, Brevard	539
Carrabelle, Franklin	537
Oakland, Orange	532
Tavernier, Monroe	527
Zolfo Springs, Hardee	526
Ocklawaha, Marion	525
Missing, Volusia	524
Citra, Marion	521
Melbourne Beach, Brevard	519
Indian Harbour Beach, Brevard	516
Florida State University, Leon	512
Bal Harbour, Dade	511
Sweetwater, Dade	511
Cottondale, Jackson	510
Flagler Beach, Flagler	504
Celebration, Osceola	495
Molino, Escambia	495
Midway, Gadsden	491
Youngstown, Bay	490
Webster, Sumter	486
East Palatka, Putnam	477
Bell, Gilchrist	464
Altha, Calhoun	453
De Leon Springs, Volusia	449
Branford, Suwannee	444

# COVID-19: characteristics of 2,256,645 Florida resident cases

Data through May 18, 2021 verified as of May 19, 2021 at 09:25 AM

Data in this report are provisional and subject to change.

The table below includes the cities and counties of residence for cases in Florida residents based on the patient's ZIP Code.

Note that city is not always received as part of the initial notification and may be missing while the case is being investigated.

City and county	Cases
Eagle Lake, Polk	443
Apalachicola, Franklin	439
West Miami, Dade	437
Missing, Orange	435
Archer, Alachua	430
Haverhill, Palm Beach	426
Osprey, Sarasota	421
Floral City, Citrus	416
Ave Maria, Collier	413
Chuluota, Seminole	411
Holly Hill, Volusia	403
Lake Park, Palm Beach	403
Tequesta, Palm Beach	403
Hastings, St. Johns	397
Centerville, Leon	397
Grand Island, Lake	386
Pierson, Volusia	386
Grand Ridge, Jackson	380
Raiford, Union	376
Montverde, Lake	371
Malabar, Brevard	351
Indian Rocks Beach, Pinellas	350
Gotha, Orange	350
Hallandale Beach, Broward	349
Bryceville, Nassau	346
Alafaya, Orange	345
Satsuma, Putnam	340
Greenville, Madison	340
Vernon, Washington	337
Elkton, St. Johns	334
Fort McCoy, Marion	334
Lake Panasoffkee, Sumter	333
Kenneth City, Pinellas	332
Malone, Jackson	322
Sebastian, Brevard	321
Reddick, Marion	320
Jennings, Hamilton	320
Melrose, Putnam	320
Eastpoint, Franklin	312
Belleair, Pinellas	311
San Antonio, Pasco	310
Laurel Hill, Okaloosa	310
Anthony, Marion	309
Morriston, Levy	307
Geneva, Seminole	307
Valparaiso, Okaloosa	304
Winter Park, Seminole	304
Westville, Holmes	303
Greenacres, Palm Beach	303
Lehigh, Lee	298
O Brien, Suwannee	295
Greenwood, Jackson	286
Kindred, Osceola	284
Fern Park, Seminole	283
Ponce De Leon, Holmes	278
South Pasadena, Pinellas	269
Eglin Air Force Base, Okaloosa	267
University Of Central Fl, Orange	264
Poinciana, Polk	262

# COVID-19: characteristics of 2,256,645 Florida resident cases

Data through May 18, 2021 verified as of May 19, 2021 at 09:25 AM

Data in this report are provisional and subject to change.

The table below includes the cities and counties of residence for cases in Florida residents based on the patient's ZIP Code.

Note that city is not always received as part of the initial notification and may be missing while the case is being investigated.

City and county	Cases
Inlet Beach, Walton	262
Weirsdale, Marion	261
Sanibel, Lee	260
Islamorada, Monroe	260
Edgewood, Orange	252
Cutler Bay, Dade	250
Fountain, Bay	246
White Springs, Hamilton	246
Longboat Key, Manatee	245
Lee, Madison	245
Southport, Bay	242
Saint James City, Lee	238
Gretna, Gadsden	237
Howey-In-The-Hills, Lake	230
Madeira Beach, Pinellas	230
Astatula, Lake	229
Hosford, Liberty	229
Wellborn, Suwannee	226
Lakewood Ranch, Manatee	225
Holt, Okaloosa	223
Juno Beach, Palm Beach	221
Lake Helen, Volusia	220
Lauderdale By The Sea, Broward	219
Atlantis, Palm Beach	219
Babson Park, Polk	218
Holmes Beach, Manatee	215
Mcdavid, Escambia	214
Osteen, Volusia	212
Micanopy, Alachua	210
Bay Harbor Islands, Dade	208
Altoona, Lake	207
Center Hill, Sumter	200
Zellwood, Orange	200
Sopchoppy, Wakulla	199
Azalea Park, Orange	198
Alford, Jackson	194
Mcalpin, Suwannee	192
Bokeelia, Lee	191
The Villages, Lake	189
Viera, Brevard	186
The Villages, Marion	183
Golden Beach, Dade	183
Odessa, Pasco	182
Hypoluxo, Palm Beach	182
Missing, Lee	181
Mangonia Park, Palm Beach	178
Pomona Park, Putnam	178
Paisley, Lake	175
Rocky Point, Hillsborough	174
Summerland Key, Monroe	173
Oak Hill, Volusia	173
Ponce Inlet, Volusia	170
University Of Fl, Alachua	168
University Of Miami, Dade	167
Grant-Valkaria, Brevard	166
Caryville, Washington	163
Lutz, Pasco	163
Bay Lake, Orange	161
Sumterville, Sumter	161



# COVID-19: characteristics of 2,256,645 Florida resident cases

Data through May 18, 2021 verified as of May 19, 2021 at 09:25 AM

Data in this report are provisional and subject to change.

The table below includes the cities and counties of residence for cases in Florida residents based on the patient's ZIP Code.

Note that city is not always received as part of the initial notification and may be missing while the case is being investigated.

City and county	Cases
Hollister, Putnam	161
Lockhart, Orange	157
Citrus Springs, Citrus	155
Christmas, Orange	153
Big Pine Key, Monroe	152
Hiawassee, Orange	151
Carrollwood, Hillsborough	149
Lady Lake, Sumter	148
San Mateo, Putnam	148
Inglis, Levy	148
West Park, Broward	143
Missing, Pinellas	142
Missing, St. Johns	139
Clair-Mel City, Hillsborough	139
University Of Central Florida, Orange	139
Harmony, Osceola	136
Buena Ventura Lakes, Osceola	136
Baldwin, Duval	136
Lake Hamilton, Polk	136
Cloud Lake, Palm Beach	134
Missing, Sumter	133
Kendall, Dade	132
Clarksville, Calhoun	132
Apopka, Seminole	131
Hampton, Bradford	131
Placida, Charlotte	128
Steinhatchee, Taylor	127
Matlacha, Lee	124
Belleair Beach, Pinellas	124
City Of Sunrise, Broward	124
Seville, Volusia	123
Temple Terrace, Hillsborough	121
Dania Beach, Broward	120
Tierra Verde, Pinellas	120
Lighthouse Point, Broward	120
Sunny Isles Beach, Dade	118
Barry University, Dade	117
Astor, Lake	116
Saint Leo, Pasco	116
Callaway, Bay	116
Dinsmore, Duval	115
Panacea, Wakulla	115
Hurlburt Field, Okaloosa	113
Cedar Key, Levy	113
Bradenton Beach, Manatee	110
Florahome, Putnam	109
Canal Point, Palm Beach	108
Brooker, Bradford	108
Princeton, Dade	106
Tyndall Air Force Base, Bay	106
Lamont, Jefferson	105
Waldo, Alachua	104
Florida Gulf Coast Univ, Lee	103
Barefoot Bay, Brevard	102
Fruit Cove, St. Johns	102
Kathleen, Polk	101
Missing, Lake	99
South Fort Myers, Lee	98
University Of South Florida, Hillsborough	97

# COVID-19: characteristics of 2,256,645 Florida resident cases

Data through May 18, 2021 verified as of May 19, 2021 at 09:25 AM

Data in this report are provisional and subject to change.

The table below includes the cities and counties of residence for cases in Florida residents based on the patient's ZIP Code.

Note that city is not always received as part of the initial notification and may be missing while the case is being investigated.

City and county	Cases
Bascom, Jackson	97
Lorida, Highlands	96
Ocean Ridge, Palm Beach	95
Crystal Beach, Pinellas	94
Pinetta, Madison	93
Maitland, Seminole	92
Fort Denaud, Hendry	91
F M, Lee	89
Missing, St. Lucie	88
Saint Pete Beach, Pinellas	88
Yalaha, Lake	87
Missing, Marion	86
Boca Grande, Lee	84
Welaka, Putnam	82
Patrick Air Force Base, Brevard	81
Wekiwa Springs, Seminole	80
Eatonville, Orange	80
Palma Ceia, Hillsborough	77
North Venice, Sarasota	76
Miami Springs, Dade	73
Cudjoe Key, Monroe	73
Avon Park, Polk	73
Anna Maria, Manatee	72
Missing, Duval	72
Campbellton, Jackson	72
Ochopee, Collier	71
Missing, Palm Beach	69
Air Mail Facility, Dade	69
Reunion, Osceola	69
Georgetown, Putnam	69
Northdale, Hillsborough	68
Stock Island, Monroe	68
Felda, Hendry	68
Greensboro, Gadsden	67
Destin, Walton	67
Missing, Pasco	67
Treasure Island, Pinellas	64
North Redington Beach, Pinellas	64
Micco, Brevard	62
Duette, Manatee	60
Mexico Beach, Bay	60
University Of Tampa, Hillsborough	60
Highland City, Polk	59
Bellview, Escambia	59
Bonita Beach, Lee	59
Orlando, Seminole	58
Okahumpka, Lake	58
Lake Suzy, Desoto	58
Walnut Hill, Escambia	58
Miami, Broward	57
Singer Island, Palm Beach	57
Green Acres, Palm Beach	56
Ona, Hardee	56
Miromar Lakes, Lee	55
Heathrow, Seminole	54
Aloma, Orange	54
Enterprise, Volusia	54
Missing, Santa Rosa	54
Naranja, Dade	53

# COVID-19: characteristics of 2,256,645 Florida resident cases

Data through May 18, 2021 verified as of May 19, 2021 at 09:25 AM

Data in this report are provisional and subject to change.

The table below includes the cities and counties of residence for cases in Florida residents based on the patient's ZIP Code.

Note that city is not always received as part of the initial notification and may be missing while the case is being investigated.

City and county	Cases
Stetson University, Volusia	52
Orlando, Dade	52
Town N Country, Hillsborough	52
Intercession City, Osceola	51
Palm Beach Shores, Palm Beach	51
Salt Springs, Marion	51
Terra Ceia, Manatee	51
Waverly, Polk	50
Missing, Broward	49
Florida International Univ, Dade	49
Eaton Park, Polk	48
Bayonet Point, Pasco	48
Cinco Bayou, Okaloosa	47
Kenansville, Osceola	47
Florence Villa, Polk	47
Missing, Hillsborough	46
Ebro, Washington	45
Miami Shores, Dade	45
Village Wellington, Palm Beach	45
Sugarloaf Key, Monroe	45
Key Colony Beach, Monroe	45
Orlando, Osceola	44
Sewalls Point, Martin	44
Manalapan, Palm Beach	43
Bradley, Polk	43
North Bay Village, Dade	43
Missing, Seminole	43
Lacoochee, Pasco	43
Gulf Breeze, Escambia	43
Lakeshore, Polk	42
Village Of Wellington, Palm Beach	42
Ridge Manor, Pasco	42
Cortez, Manatee	41
Bayshore Gardens, Manatee	41
Hialeah Gardens, Dade	41
Poinciana, Osceola	41
Saint Johns, Duval	40
Bonaventure, Broward	40
Pine Hills, Orange	40
Florida A And M University, Leon	39
Jupiter, Martin	39
Davenport, Osceola	39
Westlake, Palm Beach	39
Eloise, Polk	39
Pasadena, Pinellas	39
Univ Of FI Student Dorms, Alachua	39
Bay Pines, Pinellas	38
Ponte Vedra, Duval	38
Highland Beach, Palm Beach	37
Lealman, Pinellas	37
Tice, Lee	37
Lulu, Columbia	37
Orlando, Volusia	37
Orlando, Broward	37
Venus, Highlands	36
Homeland, Polk	36
Missing, Brevard	36
Palm Shores, Brevard	35
Orlando, Polk	35

# COVID-19: characteristics of 2,256,645 Florida resident cases

Data through May 18, 2021 verified as of May 19, 2021 at 09:25 AM

Data in this report are provisional and subject to change.

The table below includes the cities and counties of residence for cases in Florida residents based on the patient's ZIP Code.

Note that city is not always received as part of the initial notification and may be missing while the case is being investigated.

City and county	Cases
Pine Castle, Orange	35
Hallandle Beach, Broward	34
Flemington, Marion	34
Siesta Key, Sarasota	34
City Of Westlake, Palm Beach	34
Sydney, Hillsborough	33
Little Torch Key, Monroe	33
Indian Lake Estates, Polk	33
Dowling Park, Suwannee	33
Mcintosh, Marion	32
Kinard, Calhoun	32
Bagdad, Santa Rosa	32
Wekiva Springs, Seminole	32
Alturas, Polk	32
Palmdale, Glades	31
South Palm Beach, Palm Beach	31
Nocatee, Desoto	31
Homosassa Springs, Citrus	31
Missing, Citrus	30
Saint Marks, Wakulla	30
Westchase, Hillsborough	30
Penney Farms, Clay	30
Chokoloskee, Collier	29
Bonita Springs, Collier	29
Archer, Levy	29
Hawthorne, Putnam	29
Pembroke Park, Broward	29
Missing, Manatee	29
New Smyrna, Volusia	28
Missing, Indian River	28
Tangerine, Orange	28
Horseshoe Beach, Dixie	28
Sparr, Marion	28
Long Key, Monroe	27
Caryville, Holmes	27
Florida State, Leon	27
Balm, Hillsborough	27
Orange Lake, Marion	27
Earleton, Alachua	26
Fort Lauderdale, Dade	26
Orlando, Hillsborough	26
Loughman, Polk	26
Labelle, Glades	26
Paxton, Walton	26
Redington Shores, Pinellas	26
South Miami Heights, Dade	25
Pensacola Beach, Santa Rosa	25
Yankeetown, Levy	25
Buckingham, Lee	25
Tioga, Alachua	25
Missing, Monroe	25
Missing, Escambia	25
Goulds, Dade	24
Santa Fe, Alachua	24
Union Park, Orange	24
Wabasso, Indian River	24
Boca Raton, Broward	24
La Crosse, Alachua	24
Bostwick, Putnam	24

# COVID-19: characteristics of 2,256,645 Florida resident cases

Data through May 18, 2021 verified as of May 19, 2021 at 09:25 AM

Data in this report are provisional and subject to change.

The table below includes the cities and counties of residence for cases in Florida residents based on the patient's ZIP Code.

Note that city is not always received as part of the initial notification and may be missing while the case is being investigated.

City and county	Cases
Champions Gate, Polk	23
Florida Dept Of Corrections, Union	22
Fort Ogden, Desoto	22
Wausau, Washington	22
Plymouth, Orange	22
Citrus Ridge, Indian River	22
Crystal Springs, Pasco	22
Mango, Hillsborough	22
Kissimmee, Orange	22
Jensen Beach, St. Lucie	22
Laud-By-The-Sea, Broward	22
Ramrod Key, Monroe	22
Missing, Okaloosa	22
Branford, Lafayette	22
Mexico Beach, Gulf	22
Florida International University, Dade	22
Sun City, Hillsborough	21
Perdido Key, Escambia	21
Lake Como, Putnam	21
Missing, Collier	21
Candler, Marion	21
Parker, Bay	21
Everglades City, Collier	21
Bonifay, Washington	21
Golden Oak, Orange	20
Hollywood, Dade	20
Lowell, Marion	20
Brooksville, Pasco	20
Trenton, Levy	20
Indian River Shores, Indian River	20
Goodland, Collier	20
Nalcrest, Polk	20
High Springs, Gilchrist	19
Maxville, Duval	19
Webster, Hernando	19
Gulf Stream, Palm Beach	19
Babcock Ranch, Lee	19
Miami, Unknown	19
Johns Pass Village, Pinellas	19
Lake Buena Vista, Orange	19
Orlando, Palm Beach	19
Wildlight, Nassau	19
Forest City, Orange	18
Trilby, Pasco	18
West Panama City Beach, Bay	18
Belleair Bluffs, Pinellas	18
Hillsboro Beach, Broward	18
Nichols, Polk	18
Mount Dora, Orange	18
Florida State Univ Admin, Leon	18
Babcock Ranch, Charlotte	18
Lakewood Ranch, Sarasota	18
Tallevast, Manatee	18
Shady Hills, Pasco	17
Hutchinson Island, St. Lucie	17
Missing, Bay	17
Missing, Martin	17
Braden River, Manatee	17
Miami Gardens, Broward	17

# COVID-19: characteristics of 2,256,645 Florida resident cases

Data through May 18, 2021 verified as of May 19, 2021 at 09:25 AM

Data in this report are provisional and subject to change.

The table below includes the cities and counties of residence for cases in Florida residents based on the patient's ZIP Code.

Note that city is not always received as part of the initial notification and may be missing while the case is being investigated.

City and county	Cases
Lake Monroe, Seminole	17
Graceville, Holmes	17
Hialeah, Broward	17
Daytona Beach Shores, Volusia	17
Deer Island, Lake	17
Wewahitchka, Calhoun	16
Lake City, Suwannee	16
Woodville, Leon	16
Otter Creek, Levy	16
Watersound, Walton	16
Graham, Bradford	16
Suwannee, Dixie	16
Gulf Hammock, Levy	16
Hernando Beach, Hernando	16
White Springs, Columbia	16
Indian Creek Village, Dade	15
Dade City, Hernando	15
Village Of Palmetto Bay, Dade	15
Eau Gallie, Brevard	15
Orlando, Lake	15
Saint Lucie West, St. Lucie	15
Orlando, Pinellas	15
Winter Garden, Lake	15
Murdock, Charlotte	14
Choctaw Beach, Okaloosa	14
Wahneta, Polk	14
Durant, Hillsborough	14
Laurel Hill, Walton	14
Virginia Gardens, Dade	14
Kingsley Lake, Bradford	14
Copeland, Collier	14
Los Angeles, Dade	14
Gonzalez, Escambia	13
Steinhatchee, Dixie	13
Umatilla, Marion	13
Mount Plymouth, Lake	13
Holder, Citrus	13
Elfers, Pasco	13
Roseland, Indian River	13
Grandin, Putnam	13
Long Boat Key, Manatee	13
Orlando, Brevard	13
Saint George Island, Franklin	13
Unknown, Dade	13
Alys Beach, Bay	13
Fort Charlotte, Charlotte	13
Gibsonia, Polk	12
East Lake, Marion	12
Redington Beach, Pinellas	12
Missing, Sarasota	12
Goldenrod, Seminole	12
Captiva, Lee	12
Leisure City, Dade	12
Citrus Hills, Citrus	12
Fanning Springs, Gilchrist	12
Missing, Putnam	12
Naples, Lee	12
Missing, Nassau	12
Pensacola Beach, Escambia	12



# COVID-19: characteristics of 2,256,645 Florida resident cases

Data through May 18, 2021 verified as of May 19, 2021 at 09:25 AM

Data in this report are provisional and subject to change.

The table below includes the cities and counties of residence for cases in Florida residents based on the patient's ZIP Code.

Note that city is not always received as part of the initial notification and may be missing while the case is being investigated.

City and county	Cases
Rosemary Beach, Walton	12
Cypress, Jackson	11
Greenville, Taylor	11
Day, Lafayette	11
Deerfield Beach, Palm Beach	11
Missing, Polk	11
University Park, Manatee	11
Sea Ranch Lakes, Broward	11
Telogia, Liberty	10
Missing, Taylor	10
Barberville, Volusia	10
Innovation, Pasco	10
Worthington Springs, Union	10
Seacrest, Walton	10
Briny Breezes, Palm Beach	10
Basinger, Okeechobee	10
Perrine, Dade	10
Orlando, Leon	10
Orlando, Duval	10
Haines Creek, Lake	10
Forest City, Seminole	10
Ozona, Pinellas	10
Rubonia, Manatee	10
Ybor City, Hillsborough	9
Keystone Heights, Bradford	9
Lloyd, Jefferson	9
Lamont, Madison	9
Saint Augustine, Duval	9
West Delray Beach, Palm Beach	9
Grant Valkaria, Brevard	9
High Springs, Columbia	9
Nobleton, Hernando	9
Pine Ridge, Citrus	9
Beverly Beach, Flagler	9
Saint Augustine Beach, St. Johns	9
Putnam Hall, Putnam	9
Ferndale, Lake	9
Cottondale, Washington	9
Scottsmoor, Brevard	9
Palma Sola, Manatee	9
Missing, Clay	8
Jerome, Collier	8
Ponce De Leon, Walton	8
Fairfield, Marion	8
Cross Creek, Alachua	8
Indian Shores, Pinellas	8
Missing, Jackson	8
Quail Heights, Dade	8
Palm City, St. Lucie	8
Seybold, Dade	8
White City, Gulf	8
East Rockland Key, Monroe	8
Anastasia Island, St. Johns	8
Salem, Taylor	8
Oneco, Manatee	8
Orange Springs, Marion	8
Weirsdale, Lake	8
Evinston, Alachua	8
Inglis, Citrus	7

# COVID-19: characteristics of 2,256,645 Florida resident cases

Data through May 18, 2021 verified as of May 19, 2021 at 09:25 AM

Data in this report are provisional and subject to change.

The table below includes the cities and counties of residence for cases in Florida residents based on the patient's ZIP Code.

Note that city is not always received as part of the initial notification and may be missing while the case is being investigated.

City and county	Cases
Fernandina, Nassau	7
Missing, Flagler	7
Orange Park, Duval	7
Port Saint John, Brevard	7
Morriston, Marion	7
Orlando, Pasco	7
Longboat Key, Sarasota	7
Switzerland, St. Johns	7
Maitland, Volusia	7
Aripeka, Pasco	7
Deland, Lake	7
Valkaria, Brevard	7
River Ranch, Polk	7
Niceville, Walton	7
Orlando, Alachua	7
Okeechobee, Glades	7
Ridge Manor Estates, Sumter	7
Missing, Walton	7
Labelle, Lee	7
Missing, Highlands	6
Port Salerno, Martin	6
Winter Park, Polk	6
Winderemere, Orange	6
Lake Worth, Broward	6
Maitland, Hillsborough	6
Grove City, Charlotte	6
Coco River, Collier	6
Eglin, Okaloosa	6
Bruce, Holmes	6
Punta Gorda, Lee	6
Holt, Santa Rosa	6
Inlet Beach, Bay	6
Missing, Leon	6
Missing, Hernando	6
Orlando, Flagler	6
Orlando, Marion	6
Oklawaha, Marion	6
Shady Grove, Taylor	6
Sunny Hills, Washington	6
Miramar, Dade	6
Missing, Osceola	6
Duck Key, Monroe	6
Newberry, Gilchrist	6
San Carlos Park, Lee	6
Miccosukee, Leon	6
Glenwood, Volusia	6
Clarcona, Orange	6
Orchid, Indian River	6
Point Washington, Walton	6
Mayport Naval Station, Duval	6
Lake Butler, Bradford	6
Maitland, Osceola	6
Missing, Unknown	6
Bradenton, Sarasota	6
Ocoee, Lake	6
Okeechobee, Martin	5
Orlando, Manatee	5
Pompano Beach, Palm Beach	5
Passport, Unknown	5

# COVID-19: characteristics of 2,256,645 Florida resident cases

Data through May 18, 2021 verified as of May 19, 2021 at 09:25 AM

Data in this report are provisional and subject to change.

The table below includes the cities and counties of residence for cases in Florida residents based on the patient's ZIP Code.

Note that city is not always received as part of the initial notification and may be missing while the case is being investigated.

City and county	Cases
Wakulla Springs, Wakulla	5
Cypress Gardens, Polk	5
Island Grove, Alachua	5
Jonesville, Alachua	5
Missing, Alachua	5
Alys Beach, Walton	5
Delray Beach, Broward	5
Seacrest, Bay	5
Williston, Marion	5
Okeechobee, Osceola	5
Dearborn, Dade	5
Cape Haze, Charlotte	5
Bayou George, Bay	5
Boynton Beach, Broward	5
Fort Lauderdale, Palm Beach	5
Jacksonville Naval Air Station, Duval	5
Milton, Escambia	5
Jacksonville, Clay	5
Greenville, Jefferson	5
Mayport, Duval	5
Clermont, Polk	5
Pass, Unknown	5
Stuart, St. Lucie	5
Miami, Palm Beach	5
Lake Geneva, Clay	5
Ebro, Bay	5
Highland Park, Polk	5
Los Angeles, Broward	5
Westchester, Dade	5
Mid Florida, Seminole	5
Ocean Breeze, Martin	5
Missing, Columbia	5
Lake Harbor, Palm Beach	4
Glen Ridge, Palm Beach	4
Coconut Creek, Palm Beach	4
Orem, Palm Beach	4
Melrose, Bradford	4
Jacksonville, Dade	4
Arcadia, Hillsborough	4
Live Oak, Madison	4
Loxahatchee Groves, Palm Beach	4
West Bradenton, Manatee	4
Marina Del Rey, Dade	4
Branford, Gilchrist	4
Clewiston, Palm Beach	4
Conch Key, Monroe	4
North Fort Myers, Charlotte	4
Sharpes, Brevard	4
Sugarloaf, Monroe	4
Wacissa, Jefferson	4
Lamont, Taylor	4
Lazy Lake, Broward	4
Sandestin, Walton	4
Pompano Beach, Dade	4
El Jobean, Charlotte	4
Bella Collina, Lake	4
Bonnie, Dade	4
Marathon Shores, Monroe	4
Hinsdale, Manatee	4

# COVID-19: characteristics of 2,256,645 Florida resident cases

Data through May 18, 2021 verified as of May 19, 2021 at 09:25 AM

Data in this report are provisional and subject to change.

The table below includes the cities and counties of residence for cases in Florida residents based on the patient's ZIP Code.

Note that city is not always received as part of the initial notification and may be missing while the case is being investigated.

City and county	Cases
International Service Center, Dade	4
Indian Rock Beach, Pinellas	4
Cape San Blas, Gulf	4
Bowling Green, Polk	4
Plantation Key, Monroe	4
North Miami Beach, Broward	4
Monticello, Madison	3
Samoset, Manatee	3
Vernon, Bay	3
Apopka, Lake	3
Crestview, Walton	3
Cross Key, Monroe	3
Fernandina Beach, Duval	3
Fpo, Duval	3
Green Cove Springs, Duval	3
Mayport Naval Housing, Duval	3
Julington Creek, St. Johns	3
Jupiter Island, Martin	3
Kathleen, Pasco	3
Marco Island, Lee	3
Mims, Volusia	3
Miami Beach, Unknown	3
Missing, Washington	3
Ocean Reef Club, Monroe	3
Alford, Washington	3
Altamonte Springs, Orange	3
Port St. Lucie, St. Lucie	3
Orlando, Escambia	3
Pass-A-Grille, Pinellas	3
Winter Park, Volusia	3
Vero Beach, St. Lucie	3
Land O Lakes, Hillsborough	3
Lady Lake, Marion	3
Homeless, Hillsborough	3
Jacksonville , Duval	3
Brooklyn, Broward	3
Ft Pierce, St. Lucie	3
Westville, Walton	3
Milligan, Okaloosa	3
Orlo Vista, Orange	3
Pembroke Lakes, Broward	3
Sorrento, Orange	3
Stuart, Palm Beach	3
University Of Central FI, Hillsborough	3
Coraopolis, Citrus	3
Champions Gate, Osceola	3
Chicago, Lee	3
Bristol, Calhoun	3
Aventura, Broward	3
Jacksonville, Alachua	3
Marina Del Rey, Broward	3
Melrose, Clay	3
Miami Shores, Broward	3
Pineland, Lee	3
Tampa Palms, Hillsborough	3
Tampa, Pinellas	3
Tarpon Springs, Pasco	3
Winter Garden, Seminole	3
Clermont, Orange	3

# COVID-19: characteristics of 2,256,645 Florida resident cases

Data through May 18, 2021 verified as of May 19, 2021 at 09:25 AM

Data in this report are provisional and subject to change.

The table below includes the cities and counties of residence for cases in Florida residents based on the patient's ZIP Code.

Note that city is not always received as part of the initial notification and may be missing while the case is being investigated.

City and county	Cases
Ludlam, Dade	3
Laurel, Sarasota	3
West Palm Beach, Broward	3
Wildwood, Marion	3
Village Of Golf, Palm Beach	3
Port Saint Lucie, Martin	3
Palm Coast, Volusia	3
Saint Augusaintine Beach, St. Johns	3
Saint Petersburg, Hillsborough	3
Opa Locka, Broward	3
Loxahatchee, Broward	3
Lynbrook, Broward	3
Miami, Orange	3
Lake City, Duval	3
Lakeland, Hillsborough	3
Immokalee, Lee	3
Hallandale Beach, Dade	3
Bradington, Manatee	3
Blountstown, Liberty	3
Inverness, Polk	3
Pass, Dade	3
Vero Beach, Brevard	3
Pp, Dade	3
Woodside, Broward	3
Wimauma, Manatee	3
Brewton, Escambia	3
Apopka, Broward	3
Lanark Village, Franklin	3
Maitland, Polk	3
Maitland, Lake	2
Killarney, Orange	2
Jan Phyl Village, Polk	2
Hialeah Lakes, Dade	2
Hialeah, Orange	2
Moore Haven, Hendry	2
Naples, Broward	2
Cassadaga, Volusia	2
Fort Walton Beach, Walton	2
Duke Field Air Force Station, Okaloosa	2
Dunnellon, Levy	2
Yalhala, Lake	2
Pp, Unknown	2
Provo, Broward	2
University Of Central Florida, Palm Beach	2
University Of Central Florida, Pinellas	2
Sumatra, Liberty	2
Pensacola, Santa Rosa	2
West Point, Lee	2
University Of Central Florida, Broward	2
Saint Teresa, Wakulla	2
Maitland, Pasco	2
Orlando, Okaloosa	2
North Miami, Broward	2
Miamt, Dade	2
Knoxville, Escambia	2
Homeless, Dade	2
Florida Power & Light Co, Dade	2
Amelia City, Nassau	2
Alligator Point, Wakulla	2

# COVID-19: characteristics of 2,256,645 Florida resident cases

Data through May 18, 2021 verified as of May 19, 2021 at 09:25 AM

Data in this report are provisional and subject to change.

The table below includes the cities and counties of residence for cases in Florida residents based on the patient's ZIP Code.

Note that city is not always received as part of the initial notification and may be missing while the case is being investigated.

City and county	Cases
Casselberry, Orange	2
Chipley, Jackson	2
Blountstown, Jackson	2
Alligator Point, Franklin	2
Crawfordville, Leon	2
Eatonville, Lake	2
Lawtey, Union	2
Lehigh Acres, Dade	2
Miami, Hillsborough	2
Lutz, Pinellas	2
Los Angeles, Okaloosa	2
Louisville, Manatee	2
None, Dade	2
Navarre, Okaloosa	2
Mount Pleasant, Gadsden	2
Orlando, Unknown	2
Phoenix, Lake	2
Upper Key Largo, Monroe	2
University Of Central Florida, Brevard	2
Seven Springs, Pasco	2
West Villages, Sarasota	2
Zellwood, Lake	2
Lecanto, Marion	2
Lake Helen, Orange	2
Maitland, Leon	2
Melrose, Alachua	2
Fort Pierce, Martin	2
Fort Myers, Collier	2
Doctors Inlet, Clay	2
Bronx, Seminole	2
Bonifay, Jackson	2
Bonnie, Duval	2
Bonnie, Sarasota	2
West Palm Beach, Dade	2
Weston, Dade	2
Winter Park, Leon	2
Orlando, Charlotte	2
Palm Springs North, Dade	2
Redland, Dade	2
St John, Broward	2
Olustee, Baker	2
Orlando, Santa Rosa	2
Longview, Dade	2
Kissimmee, Unknown	2
Jacksonville Naval Hospital, Duval	2
Hosford, Calhoun	2
Dfafs, Okaloosa	2
Wauchula, Desoto	2
Yeehaw, Okeechobee	2
Tampa, Hernando	2
Noma, Holmes	2
Sebring, Desoto	2
Saint Lucie Village, St. Lucie	2
Ormond Beach, Flagler	2
Pembroke Pines, Dade	2
Northport, Sarasota	2
Sutton, Pasco	2
Saint Marys, Nassau	2
Port Saint Lucie, Palm Beach	2



# COVID-19: characteristics of 2,256,645 Florida resident cases

Data through May 18, 2021 verified as of May 19, 2021 at 09:25 AM

Data in this report are provisional and subject to change.

The table below includes the cities and counties of residence for cases in Florida residents based on the patient's ZIP Code.

Note that city is not always received as part of the initial notification and may be missing while the case is being investigated.

City and county	Cases
Red Bay, Holmes	2
Woodstock, Lee	2
Windermere, Lake	2
West Lafayette, Broward	2
Tequesta, Martin	2
Town Of Nocatee, St. Johns	2
Fort Lauderdale, Alachua	2
Bay Harbor Islands, Unknown	2
Alachua, Duval	2
Carl Fisher, Dade	2
Cross City, Taylor	2
Inwood, Broward	2
Jupiter, Dade	2
Micanopy, Marion	2
Tampa, Duval	2
Venice, Dade	2
Winter Springs, Orange	2
Windermere, Hillsborough	2
Pompano Beach, Osceola	2
Port Charlotte, Lee	2
Sand Lake, Orange	2
Swansea, Lee	2
Union, Manatee	2
University Of Central Fl, Seminole	2
At Large, Broward	2
Boys Ranch, Suwannee	2
Eatonville, Polk	2
Okeechobee, Highlands	2
New Port Richey, Hillsborough	2
Miami, Martin	2
Long Beach, Orange	2
Labelle, Collier	2
Jena, Taylor	2
Fort Pierce, Brevard	2
Marysville, Dade	2
Lake Clarke Shores, Palm Beach	2
Fl State Univ Student, Leon	2
Defuniak Springs, Okaloosa	2
Cibolo, Orange	2
Claysville, Hernando	2
Crescent Beach, Sarasota	2
Callahan, Duval	2
Tampa, Broward	2
Tarpon Springs, Hillsborough	2
Port Canaveral, Brevard	2
South Miami, Broward	2
Monument, Broward	2
Orlando, St. Lucie	2
Orlando, Walton	1
Oviedo, Lake	1
Orlando, St. Johns	1
Ocala, Duval	1
Orem, Dade	1
Orlando, Citrus	1
Orlando, Collier	1
Orlando, Hernando	1
Morrisville, Palm Beach	1
Myrtle Beach, Broward	1
Nashville, Palm Beach	1

# COVID-19: characteristics of 2,256,645 Florida resident cases

Data through May 18, 2021 verified as of May 19, 2021 at 09:25 AM

Data in this report are provisional and subject to change.

The table below includes the cities and counties of residence for cases in Florida residents based on the patient's ZIP Code.

Note that city is not always received as part of the initial notification and may be missing while the case is being investigated.

City and county	Cases
North Brunswick, St. Lucie	1
North Grafton, Dade	1
Notrealville, Polk	1
St Cloud, Orange	1
St Helena Is, Dade	1
Rye, Palm Beach	1
Saint Petersburg, Bay	1
Plantation, Leon	1
Pooler, Broward	1
Pensacola, Dade	1
Panomo City, Bay	1
Parrish, Sarasota	1
Ridgewood, Lee	1
Roayl Palm Beach, Palm Beach	1
Roseville, Broward	1
Punta Gorda, Sarasota	1
Putnam, Putnam	1
Tinley Park, Manatee	1
Twentynine Palms, Broward	1
Vernon, Walton	1
Unknown, Manatee	1
Venezuela, Unknown	1
Waukesha, Volusia	1
Whippany, Volusia	1
Wilmington, Charlotte	1
Windermere, Alachua	1
Winfield, Hillsborough	1
Winter Garden, Unknown	1
Winter Park, Brevard	1
Xifamk, Dade	1
Buffalo, Dade	1
Canton, Duval	1
Brunswick, Polk	1
Bryceville, Duval	1
Bradentom, Manatee	1
Bradenton, Lee	1
Boca Raton, Dade	1
Boca Raton, Madison	1
Bogota, Unknown	1
Bal Harbour, Broward	1
Atlanta, Walton	1
Attalla, Broward	1
Auburn, Palm Beach	1
Autaugaville, Broward	1
Apopka, Volusia	1
Alachua, Suwannee	1
Alafaya, Broward	1
Alafaya, Pinellas	1
Crestview, Broward	1
Clearwater, Leon	1
Charlotte, Alachua	1
Crystal River, Marion	1
Dade City, Unknown	1
Dalecity, Okaloosa	1
Daytona Beach, Orange	1
Deerfield Beach, Polk	1
Dona Vista, Lake	1
East Setauket, Palm Beach	1
El Dorado, Palm Beach	1

# COVID-19: characteristics of 2,256,645 Florida resident cases

Data through May 18, 2021 verified as of May 19, 2021 at 09:25 AM

Data in this report are provisional and subject to change.

The table below includes the cities and counties of residence for cases in Florida residents based on the patient's ZIP Code.

Note that city is not always received as part of the initial notification and may be missing while the case is being investigated.

City and county	Cases
Fayetteville, Broward	1
Fellsmere, Brevard	1
Florida City, Unknown	1
Fort Lauderdale, Collier	1
Fort Myers, Alachua	1
Fleming Island, Duval	1
Glen Saint Mary, Duval	1
Golf, Palm Beach	1
Gainesville, Levy	1
Greensboro, Leon	1
Great Neck, Dade	1
Jacksonville, Baker	1
Jacksonville, Marion	1
Jupiter Inlet, Palm Beach	1
Holiday, Hillsborough	1
Immokalee, Walton	1
Lake Forest, Collier	1
Key West, Palm Beach	1
Kilgore, Dade	1
Land O Lakes, Unknown	1
Lawton, Okaloosa	1
Levittown, Palm Beach	1
Lima, Manatee	1
Lima, Volusia	1
Macclenny, Dixie	1
Madison, Jefferson	1
Maitland, Collier	1
Merrick, Palm Beach	1
Metter, Manatee	1
Miami, Osceola	1
Miamiardens, Unknown	1
Miamksaohes, Dade	1
Mokena, Lee	1
Indianapolis, Lee	1
Jupiter, Pinellas	1
Kansas City, Palm Beach	1
Los Angeles, Orange	1
Maitland, Palm Beach	1
Lake In The Hills, Broward	1
Litchfield Park, Monroe	1
Littleton, St. Johns	1
Milford, Bay	1
Milford, Unknown	1
Marianna, Leon	1
Marianna, Washington	1
Mary Esther, Hillsborough	1
Melbourne, Volusia	1
Mattoon, Lee	1
Newaygo, Charlotte	1
North Port, Charlotte	1
Opa Locka, Orange	1
Missing, Franklin	1
Na, Dade	1
Naples, Unknown	1
New Canaan, Dade	1
Eureka, Flagler	1
Evansville, Citrus	1
Denton, Broward	1
Destin, Bay	1

# COVID-19: characteristics of 2,256,645 Florida resident cases

Data through May 18, 2021 verified as of May 19, 2021 at 09:25 AM

Data in this report are provisional and subject to change.

The table below includes the cities and counties of residence for cases in Florida residents based on the patient's ZIP Code.

Note that city is not always received as part of the initial notification and may be missing while the case is being investigated.

City and county	Cases
Dpo, Dade	1
Crescent City, Marion	1
Commerce Township, Manatee	1
Crawfordville, Alachua	1
Fort Lauderdale, Lee	1
Fort Myers, Polk	1
Fort Worth, Broward	1
Franklin, Orange	1
Frostproof, Highlands	1
Gainesville, Palm Beach	1
Gainesville, Santa Rosa	1
Glens Falls, Broward	1
Gwynn Oak, Polk	1
Brewster, Palm Beach	1
Brownsville, Escambia	1
Bryant, Palm Beach	1
Bonnie, St. Johns	1
Clearwater, Hillsborough	1
Coal City, Pasco	1
Celebration, Orange	1
Chicago, Broward	1
Austin, Dade	1
Apo, Collier	1
Big Torch Key, Monroe	1
Black, Holmes	1
Boca Raton, Lee	1
8852 Teacher Ln, Pasco	1
Addison, Pasco	1
Apopka, Citrus	1
Apopka, Hillsborough	1
Arabi, Orange	1
Unknown, Duval	1
Upland, Manatee	1
Valrico, Polk	1
Tampa, Citrus	1
Temple, Palm Beach	1
Surfside Beach, Orange	1
Sun City Center, Lee	1
Saint Charles, Orange	1
Saint Petersburg, Duval	1
Saint Petersburg, Manatee	1
St Peterburg, Orange	1
Staten Island, Broward	1
Stiamk, Dade	1
Summerdale, Escambia	1
Scottsdale, Brevard	1
Scottsdale, Palm Beach	1
Pittsburgh, Alachua	1
Playa Del Rey, Palm Beach	1
Plymouth, Pasco	1
Port Saint Lucie, Marion	1
Roswell, Bay	1
Royal Palm, Palm Beach	1
Ruskin, Dade	1
Ruskin, Manatee	1
Pensacola Naval Hospital, Escambia	1
Oviedo, Orange	1
Pace, Escambia	1
Painted Post, Pasco	1

# COVID-19: characteristics of 2,256,645 Florida resident cases

Data through May 18, 2021 verified as of May 19, 2021 at 09:25 AM

Data in this report are provisional and subject to change.

The table below includes the cities and counties of residence for cases in Florida residents based on the patient's ZIP Code.

Note that city is not always received as part of the initial notification and may be missing while the case is being investigated.

City and county	Cases
Palatka, Marion	1
Winnetka, Dade	1
Winter Garden, Osceola	1
Winter Haven, Leon	1
Winter Haven, Osceola	1
Winter Park, Duval	1
Winter Park, Palm Beach	1
Winter Springs, Polk	1
Youngstown, Washington	1
West Hollywood, Broward	1
Wakefield, Broward	1
Waverly, Duval	1
Wabasha, Clay	1
Wekiwa Springs, Orange	1
Wildwood, Lee	1
Willington, Lee	1
Mckinney, Broward	1
Miamc, Dade	1
Matawan, Palm Beach	1
Milford, Lee	1
Missing, Levy	1
Missing, Okeechobee	1
Monroe Township, Palm Beach	1
Monroe, Lee	1
Moore Haven, Okeechobee	1
Lake Butler, Alachua	1
Ldhl, Broward	1
Las Vegas, Palm Beach	1
Longwood, Volusia	1
Leesburg, Seminole	1
Lincoln, St. Lucie	1
Little Neck, Lee	1
Jupiter, St. Lucie	1
Kenilworth, Leon	1
Irvine, Marion	1
Istachatta, Hernando	1
Jacksonville, Orange	1
Jefferson, Dade	1
Jonesboro, Leon	1
Key West, Duval	1
Keys West, Unknown	1
Kingsland, Nassau	1
Knoxville, Bay	1
Homeless, Monroe	1
Homeless, Pinellas	1
Howell, Dade	1
Hudson, Hernando	1
Hoclywsod, Dade	1
Holiday, Pinellas	1
Intrcsion Cty, Osceola	1
Inverness, Marion	1
Indian Rocks Beach, Duval	1
Indiantown, Palm Beach	1
Inglewood, Sarasota	1
Dallas, Hernando	1
Dearborn, Broward	1
Deer Park, Dade	1
Deerfield, Dade	1
Deland, Seminole	1

# COVID-19: characteristics of 2,256,645 Florida resident cases

Data through May 18, 2021 verified as of May 19, 2021 at 09:25 AM

Data in this report are provisional and subject to change.

The table below includes the cities and counties of residence for cases in Florida residents based on the patient's ZIP Code.

Note that city is not always received as part of the initial notification and may be missing while the case is being investigated.

City and county	Cases
Carmel, Orange	1
Cedar Springs, Hernando	1
Caracas, Dade	1
Alpharetta, Broward	1
O, Manatee	1
Acworth, Okaloosa	1
Apopka, Clay	1
Asheville, Highlands	1
Astoria, Broward	1
Atmore, Escambia	1
Bartow, Hardee	1
Bel Air, Collier	1
Berryton, Palm Beach	1
Brooklyn, Dade	1
Brooklyn, Lee	1
Bonnie, Broward	1
Boston, Broward	1
Fort Lauderdale, Leon	1
Fort Myers, Sarasota	1
Fort Pierce, Palm Beach	1
Fort White, Clay	1
Erie, Monroe	1
Fisher Island, Unknown	1
Dayton, Lake	1
Daytona Beach, Pinellas	1
East Palatka, Hillsborough	1
Eastpoint, Leon	1
Deltona, Seminole	1
Doral, Unknown	1
Downingtown, Broward	1
Downingtown, Hillsborough	1
Dpo, Santa Rosa	1
Garden City, Alachua	1
Gaylord, Orange	1
Goodrich, Charlotte	1
Gotcha, Orange	1
Greensburg, Palm Beach	1
Harpers Ferry, Palm Beach	1
Haines City, Osceola	1
Hernando, Marion	1
Hialeah, Collier	1
Helen, Bay	1
Troy, Manatee	1
Unkn, Duval	1
Venetian Islands, Dade	1
Topsham, Manatee	1
Sunbright, Palm Beach	1
West Yarmouth, St. Lucie	1
West Aplm Beach, Palm Beach	1
Waipahu, Santa Rosa	1
Ward, Polk	1
Wellborn, Columbia	1
Winter Garden, Duval	1
Woodbine, Nassau	1
Yulee, St. Johns	1
Zephyrhills, Hillsborough	1
Rileyville, Flagler	1
Prattville, Hillsborough	1
Prestonsburg, Bay	1



# COVID-19: characteristics of 2,256,645 Florida resident cases

Data through May 18, 2021 verified as of May 19, 2021 at 09:25 AM

Data in this report are provisional and subject to change.

The table below includes the cities and counties of residence for cases in Florida residents based on the patient's ZIP Code.

Note that city is not always received as part of the initial notification and may be missing while the case is being investigated.

City and county	Cases
Quincy, Jackson	1
Rapid City, Broward	1
Saint Petersburg, Polk	1
Saint Joseph, Volusia	1
Russellville, Bay	1
Sagamore Beach, Charlotte	1
Saint Augustine, Broward	1
Saint Cloud, Palm Beach	1
Sweetwater, Manatee	1
Syracuse, Polk	1
Tallahassee, Dade	1
Tamarac, Dade	1
Tavares, Orange	1
Suitland, Volusia	1
San Antonio, Orange	1
Seminole, Leon	1
Shirley, Flagler	1
Oakland, Lee	1
North Palm Beach, Orange	1
Oldsmar, Hillsborough	1
Olean, Alachua	1
Myakka City, Sarasota	1
New Middletown, Hillsborough	1
New Port Richey, Pinellas	1
Newberry, Marion	1
Newtown, Lake	1
Petersburg, Manatee	1
Piasa, Putnam	1
Palmetto, Pasco	1
Parma, Manatee	1
Pass-A-Grille Beach, Pinellas	1
Other, Dade	1
Palmetto Bay, Palm Beach	1
Pembroke Pines, Orange	1
Pensacola, Sumter	1
Perth Amboy, Hillsborough	1
Powell, Lee	1
Randolph, Orange	1
Rivera Beach, Palm Beach	1
Paducah, Manatee	1
Orlando, Jackson	1
Orlando, Lee	1
Panama City, Unknown	1
Ocala, Citrus	1
Ocoee, Unknown	1
Odessa, Dade	1
Nantucket, Palm Beach	1
New Vernon, Palm Beach	1
Oldsrav, Manatee	1
Newberry, Levy	1
Saint Augustine, Flagler	1
Port Orange, Brevard	1
Seffenner, Hillsborough	1
Seminole, Lee	1
Sanford, Orange	1
Saint Petersburg, Charlotte	1
Stratford, Broward	1
South Hempstead, Alachua	1
Summerfield, Unknown	1

# COVID-19: characteristics of 2,256,645 Florida resident cases

Data through May 18, 2021 verified as of May 19, 2021 at 09:25 AM

Data in this report are provisional and subject to change.

The table below includes the cities and counties of residence for cases in Florida residents based on the patient's ZIP Code.

Note that city is not always received as part of the initial notification and may be missing while the case is being investigated.

City and county	Cases
Suntise, Dade	1
Tallahassee, Madison	1
Tallahassee, Pinellas	1
Windermere, Volusia	1
Wtixrat, Dade	1
White Plains, Broward	1
Whites Creek, Leon	1
University Of Central Florida, Lee	1
Trenton, Dixie	1
Toms River, Lee	1
Tourist, Dade	1
Watersound, Bay	1
Vero Beach, Unknown	1
Unk, Duval	1
Ventura, Orange	1
Dover, Lee	1
Davenport, Lake	1
Dayton, Citrus	1
Dayton, Orange	1
Dearborn Heights, Hillsborough	1
Edgewood, Broward	1
Elkton, Putnam	1
Cincinnati, Dade	1
Chesterfield, Broward	1
Carteret, Polk	1
Connellsville, Highlands	1
Armstrong, St. Johns	1
Atl, Brevard	1
Alva, Escambia	1
Andalusia, Escambia	1
Arcadia, Highlands	1
Baker, Santa Rosa	1
Belleville, Palm Beach	1
Belmont, Santa Rosa	1
Blountstown, Broward	1
Bronson, Alachua	1
Brooker, Alachua	1
Brandon, Pinellas	1
Bradenton, Clay	1
Bonita, Lee	1
Bocaraten, Palm Beach	1
Hudson, Pinellas	1
Indian Rock Beach, Palm Beach	1
Hoosick Falls, Broward	1
Interlachen, Duval	1
Kaclsonville, Duval	1
Kechi, Orange	1
Fort Myers, Broward	1
Floral, Okaloosa	1
Forestville, Volusia	1
Gainesville, Okaloosa	1
Hialeahgardens, Dade	1
Hiram, Leon	1
Greenbrier, Bay	1
Greenville, Palm Beach	1
Groveland, Orange	1
Kure Beach, Monroe	1
Lakeland, Palm Beach	1
Leesburg, Broward	1

# COVID-19: characteristics of 2,256,645 Florida resident cases

Data through May 18, 2021 verified as of May 19, 2021 at 09:25 AM

Data in this report are provisional and subject to change.

The table below includes the cities and counties of residence for cases in Florida residents based on the patient's ZIP Code.

Note that city is not always received as part of the initial notification and may be missing while the case is being investigated.

City and county	Cases
Longwood, Broward	1
Lucedale, St. Lucie	1
Macclenny, Duval	1
Mantua, Broward	1
Jacksonville, Nassau	1
Mexico, Orange	1
Miami Gardens, Unknown	1
Middletown, Osceola	1
Mayaguez, Dade	1
Monroe, Hillsborough	1
Missing, Gilchrist	1
Palm Coast, Duval	1
Orlando, Union	1
Ovido, Seminole	1
Oxford, Palm Beach	1
Opalocka, Dade	1
North Canton, Palm Beach	1
Oakland, Leon	1
Ocala, Alachua	1
Okeechobee, St. Lucie	1
Miami, Collier	1
Miami, St. Lucie	1
Marshall, Palm Beach	1
New Richmond, Volusia	1
Steinhatchee, Madison	1
Spring Park, Alachua	1
South Burlington, Orange	1
Sarasota, Charlotte	1
Sarasota, Hillsborough	1
Shannon, Collier	1
Soddy Daisy, Broward	1
Soldotna, Broward	1
Saint Cloud, Lee	1
Saint Johns, Orange	1
San Antonio, Sarasota	1
Sanford, Volusia	1
Rio Dell, Volusia	1
Rochelle, Volusia	1
Port Saint Lucie, Orange	1
Princeton, Alachua	1
Provincetown, Collier	1
Panama City, Walton	1
Perry, Leon	1
Perth Amboy, Monroe	1
Winter Park, Osceola	1
Wood River, Polk	1
Worcester, Palm Beach	1
Wheaton, Lee	1
Wilmington, Broward	1
Wesley Chapel, Alachua	1
Umatilla, Alachua	1
University Of Central Florida, Monroe	1
Tampa, Volusia	1
Tangerine, Seminole	1
Tamarac, Seminole	1
Virginia Beach, Hernando	1
Waco, Broward	1
Washington, Broward	1
Tewksbury, Orange	1

# COVID-19: characteristics of 2,256,645 Florida resident cases

Data through May 18, 2021 verified as of May 19, 2021 at 09:25 AM

Data in this report are provisional and subject to change.

The table below includes the cities and counties of residence for cases in Florida residents based on the patient's ZIP Code.

Note that city is not always received as part of the initial notification and may be missing while the case is being investigated.

City and county	Cases
Toms River, Dade	1
Winter Park, Alachua	1
Bronx, Broward	1
Carol Stream, Orange	1
Castleberry, Escambia	1
Buffalo, Palm Beach	1
Bryant, Alachua	1
Alanson, Bay	1
Aollywoss, Dade	1
Apo, Pasco	1
Apopka, Flagler	1
Belleair, Hillsborough	1
Bohealia, Lee	1
Blowing Rock, Polk	1
Dorchester, Orange	1
Estero, Collier	1
Fanning Springs, Levy	1
Felton, Manatee	1
Deland, Polk	1
Cumberland, Palm Beach	1
Dade City, Hillsborough	1
Dallas, Lee	1
De Leon Springs, Putnam	1
Dearborn, Lee	1
Clear Brook, Lee	1
Charlotte, Pasco	1
Crestview, Holmes	1
College Station, Lake	1
Columbus, Brevard	1
Cookeville, Seminole	1
Cooksville, Duval	1
Fort Myers, Dade	1
Floral, Escambia	1
Gainesville, Baker	1
Gilmer, Dade	1
Grassy Key, Monroe	1
Haledon, Dade	1
Jacksonville, Manatee	1
Jamaica, Broward	1
Kingsland, Duval	1
Kissimmee, Brevard	1
Haverford, Hillsborough	1
Herrin, Orange	1
Jersey City, Polk	1
Miamf, Dade	1
Miami G, Dade	1
Marianna, Calhoun	1
Los Angeles, Palm Beach	1
Lyndhurst, Broward	1
Magnolia Square, Osceola	1
Maitland, Alachua	1
Labelle, Dade	1
Lake In The Hills, Columbia	1
Lake Placid, Alachua	1
Lake Worth Beach, Broward	1
Lemoyne, Manatee	1
Lawrence Township, Palm Beach	1
Lander, Citrus	1
Las Vegas, Orange	1

# COVID-19: characteristics of 2,256,645 Florida resident cases

Data through May 18, 2021 verified as of May 19, 2021 at 09:25 AM

Data in this report are provisional and subject to change.

The table below includes the cities and counties of residence for cases in Florida residents based on the patient's ZIP Code.

Note that city is not always received as part of the initial notification and may be missing while the case is being investigated.

City and county	Cases
Zolfo Springs, Polk	1
Westbrook, Dade	1
Wichita, Volusia	1
Winder Garden, Orange	1
Windermere, Leon	1
Windermere, Osceola	1
Windermere, Seminole	1
Winter Garden, Broward	1
Wells, Polk	1
Winter Garden, Pinellas	1
Yukon, Broward	1
Winter Park, Broward	1
Sun City Center, Hardee	1
Spring Hill , Hernando	1
Spring Hill, Dade	1
Starke, Clay	1
Stone Mountain, Palm Beach	1
Shelton, Manatee	1
Sodus, Charlotte	1
Sarasota, Flagler	1
Saxis, Lee	1
Schenectady, Polk	1
Sebring, Lee	1
Washington, Unknown	1
Tulsa, Orange	1
Tiffin, Highlands	1
Tallahassee, Duval	1
Tampa, Palm Beach	1
Tavares, Marion	1
Temple Terrace, Pasco	1
Plantation, Orange	1
Pompano Beach, Martin	1
Potomac, Palm Beach	1
Port Everglades, Broward	1
Oviedo, Brevard	1
Pacifica, Dade	1
Parker, Dade	1
Parker, Leon	1
Palm Coast, Polk	1
Saint Petersburg, St. Lucie	1
Sandford, Seminole	1
Saint Johns, Unknown	1
Rye, Duval	1
Rex, Duval	1
Navarre, Dade	1
New Orleans, Palm Beach	1
Newark, Broward	1
Newburgh, Bay	1
Orange City, Seminole	1
Orange Park , Duval	1
Orem, Broward	1
Orlando, Columbia	1
Orlando, Indian River	1
Orlando, Sarasota	1
Old Town, Alachua	1
Omaha, Palm Beach	1
Ona, Manatee	1
Ocoee, Osceola	1
Okeechobee, Broward	1

# COVID-19: characteristics of 2,256,645 Florida resident cases

Data through May 18, 2021 verified as of May 19, 2021 at 09:25 AM

Data in this report are provisional and subject to change.

The table below includes the cities and counties of residence for cases in Florida residents based on the patient's ZIP Code.

Note that city is not always received as part of the initial notification and may be missing while the case is being investigated.

City and county	Cases
North Pole, Seminole	1
North Port, Lee	1
Littleton, Dade	1
Los Angeles, Hardee	1
Macdill Air Force Base, Hillsborough	1
Manchester, Okaloosa	1
Margate, Dade	1
Marshall, Dade	1
Medford, Palm Beach	1
Miami, Manatee	1
Miami Beach, Broward	1
Middlesburg, Duval	1
Lewisburg, Pasco	1
Leesburg, Marion	1
Lake City, Hamilton	1
La Grange, Dade	1
Harrison, Pinellas	1
Holly Ridge, Orange	1
Homeless, Polk	1
Homosassa, Hernando	1
Homossassa, Citrus	1
Jerusalem, St. Johns	1
Foley, Escambia	1
Granada Hills, Broward	1
Guilford, Dade	1
Fort Myers, Manatee	1
Fort Myers, Unknown	1
Fort Myers-, Lee	1
Gainesville, Duval	1
Cuttler Bay, Dade	1
Cypress, Leon	1
Deland, St. Lucie	1
Deltona, Orange	1
Davenport, Orange	1
Daytona Beach, Unknown	1
East Hampton, Palm Beach	1
Altoona, Marion	1
Argyle, Walton	1
Athens, Duval	1
Bogota, Orange	1
Bal Harbor, Dade	1
Bridgeport, Dade	1
Bronx, Palm Beach	1
Bradenton, Dade	1
Bradenton, Osceola	1
Cambridge, Broward	1
Clermont, Seminole	1
Clermont, Volusia	1
Clewiston, Glades	1
Coconut Creek, Dade	1
Columbus, Dade	1
Conway, Leon	1
Coventry, Broward	1
Conifer, Lee	1
Clarksboro, Lee	1
Chipley, Holmes	1
Celebration, Palm Beach	1
Chattanooga, Dade	1
Elbow Lake, Palm Beach	1



# COVID-19: characteristics of 2,256,645 Florida resident cases

Data through May 18, 2021 verified as of May 19, 2021 at 09:25 AM

Data in this report are provisional and subject to change.

The table below includes the cities and counties of residence for cases in Florida residents based on the patient's ZIP Code.

Note that city is not always received as part of the initial notification and may be missing while the case is being investigated.

City and county	Cases
Dunellen, Dade	1
Eatonville, Seminole	1
Diamond, Highlands	1
Doral, Broward	1
Cutler Bay, Broward	1
Dale City, Dade	1
Daniel Island, Bay	1
Boston, Dade	1
Brewster, Volusia	1
Bryn Mawr, Palm Beach	1
Burkeville, Brevard	1
Camden Wyoming, Duval	1
Boca Raton,, Palm Beach	1
Bear Grass, Palm Beach	1
Azalea Park, Osceola	1
Altamonte, Orange	1
Alva, Collier	1
Amelia Village, Nassau	1
Allentown, Putnam	1
Apple Creek, Citrus	1
Barefoot Beach, Lee	1
Battle Creek, Manatee	1
Avon, Manatee	1
Aventura, Osceola	1
Fortwalton Beach, Okaloosa	1
Garland, Orange	1
Fort Denaud, Glades	1
Fort Meyers, Lee	1
FI State Lot, Leon	1
Flamingo Lodge, Dade	1
Fairless Hills, Broward	1
Everett, Dade	1
Homer, Escambia	1
Hialeah, Unknown	1
Hickory, Lee	1
Havana, Leon	1
Hersey, Pinellas	1
Lake Mary, Lake	1
Jeffersonville, Broward	1
Longwood, Orange	1
Lansdale, Lake	1
Lapeer, Manatee	1
Lehigh Cares, Lee	1
Live Oak, Columbia	1
Loganville, Orange	1
Newtown, Dade	1
Opa Locka, Polk	1
Orem, Sarasota	1
Ocean City, Broward	1
Old Town, Gilchrist	1
Miami, Charlotte	1
Miamii, Dade	1
Miami Garden, Unknown	1
Middleburg, Duval	1
Midland, Osceola	1
Missing, Hamilton	1
Missing, Wakulla	1
Monterey, Broward	1
Mumford, Manatee	1

# COVID-19: characteristics of 2,256,645 Florida resident cases

Data through May 18, 2021 verified as of May 19, 2021 at 09:25 AM

Data in this report are provisional and subject to change.

The table below includes the cities and counties of residence for cases in Florida residents based on the patient's ZIP Code.

Note that city is not always received as part of the initial notification and may be missing while the case is being investigated.

City and county	Cases
N/A, Duval	1
Naples, Alachua	1
San Antonio, Dade	1
Russellville, Hillsborough	1
Saint Augustine, Okaloosa	1
Sanford, Palm Beach	1
Sebastian, Lake	1
Ridgewood, Broward	1
Riverview, Manatee	1
Rochester, Broward	1
Roseland, Palm Beach	1
Republic, Monroe	1
Richmond, Palm Beach	1
Pompano Beach, Alachua	1
Oviedo, Leon	1
Porter Ranch, Dade	1
Raiford, Bradford	1
Ponte Vedra Beach, Orange	1
Port Orange , Volusia	1
Port Saint Lucie, Indian River	1
Youngstown, Calhoun	1
Yulee, Duval	1
Windermere, Okaloosa	1
Winter Garden, Hillsborough	1
Woodland Hills, Brevard	1
Wesley Chapel, Hillsborough	1
Village Of Palm Springs, Palm Beach	1
Virginia Beach, Alachua	1
Wayne, Palm Beach	1
Webster, Pasco	1
Wekiva Springs, Orange	1
Westerville, Hillsborough	1
Wilton Manors, Dade	1
Wilbur By The Sea, Volusia	1
Willowbrook, Lee	1
Wilmington, Pasco	1
Tower Lakes, Lee	1
Union City, Bradford	1
University Of Central Fl, Pasco	1
Steinhatchee, Alachua	1
Tallahassee, Wakulla	1
Tampa, Escambia	1
Tampa, Manatee	1
Tangerine, Lake	1
Plant City, Hendry	1
Plant City, Pinellas	1
Plantation, Unknown	1
Richmond Heights, Dade	1
Ridge Manor, Hernando	1
Riverview, Pinellas	1
Rochester, Lee	1
Rosemary Beach, Bay	1
Saint Cloud, Orange	1
Ponce, Orange	1
Port Saint Lucie, Duval	1
Pound Ridge, Leon	1
Orlando, Highlands	1
Orem, Nassau	1
Olando, Orange	1

# COVID-19: characteristics of 2,256,645 Florida resident cases

Data through May 18, 2021 verified as of May 19, 2021 at 09:25 AM

Data in this report are provisional and subject to change.

The table below includes the cities and counties of residence for cases in Florida residents based on the patient's ZIP Code.

Note that city is not always received as part of the initial notification and may be missing while the case is being investigated.

City and county	Cases
Parlin, Broward	1
Summerville, Dade	1
Tallahassee, Escambia	1
Telluride, Lee	1
Tinley Park, Lee	1
University Of Central Fl, Dade	1
Stockbridge, Leon	1
Sullivans Island, Dade	1
Tampa, Lee	1
Tampa, Polk	1
Saint Petersburg, Dade	1
San Juan, Osceola	1
San Pedro Sula, Dade	1
Sandy, Duval	1
Southampton, Palm Beach	1
South Otselic, Dade	1
Sevierville, Dade	1
Windermere, Polk	1
Winter Park, Lake	1
Winter, Pinellas	1
Wayne, Dade	1
Wellington, Broward	1
West Lafayette, Desoto	1
West Simsbury, Collier	1
Downers Grove, St. Lucie	1
Export, Palm Beach	1
Fort Myers, Lake	1
Felda, Palm Beach	1
Flagler Beach, Volusia	1
Flora, Lee	1
Fruitland Park, Sumter	1
Gainesville, Marion	1
Gastonia, Polk	1
Fresno, Pasco	1
Green, Clay	1
Greensburg, Orange	1
Greenville, Monroe	1
Groveland, Broward	1
Gulf Shores, Escambia	1
Clearwater, Highlands	1
Columbia, Orange	1
Coral Gables, Unknown	1
Crestview, Dade	1
Dade City, Polk	1
Darien, Pasco	1
Delrey Beach, Palm Beach	1
Arcadia, Charlotte	1
Aspen, Palm Beach	1
Atl, Broward	1
Atlanta, Broward	1
Aurburndale, Polk	1
Aventura, Unknown	1
Azalea Park, Sarasota	1
Biscayne Park, Broward	1
Alpharetta, Alachua	1
Apalachicola, Leon	1
Brooksville, Columbia	1
Bryn Mawr, Collier	1
Canfield, Duval	1

# COVID-19: characteristics of 2,256,645 Florida resident cases

Data through May 18, 2021 verified as of May 19, 2021 at 09:25 AM

Data in this report are provisional and subject to change.

The table below includes the cities and counties of residence for cases in Florida residents based on the patient's ZIP Code.

Note that city is not always received as part of the initial notification and may be missing while the case is being investigated.

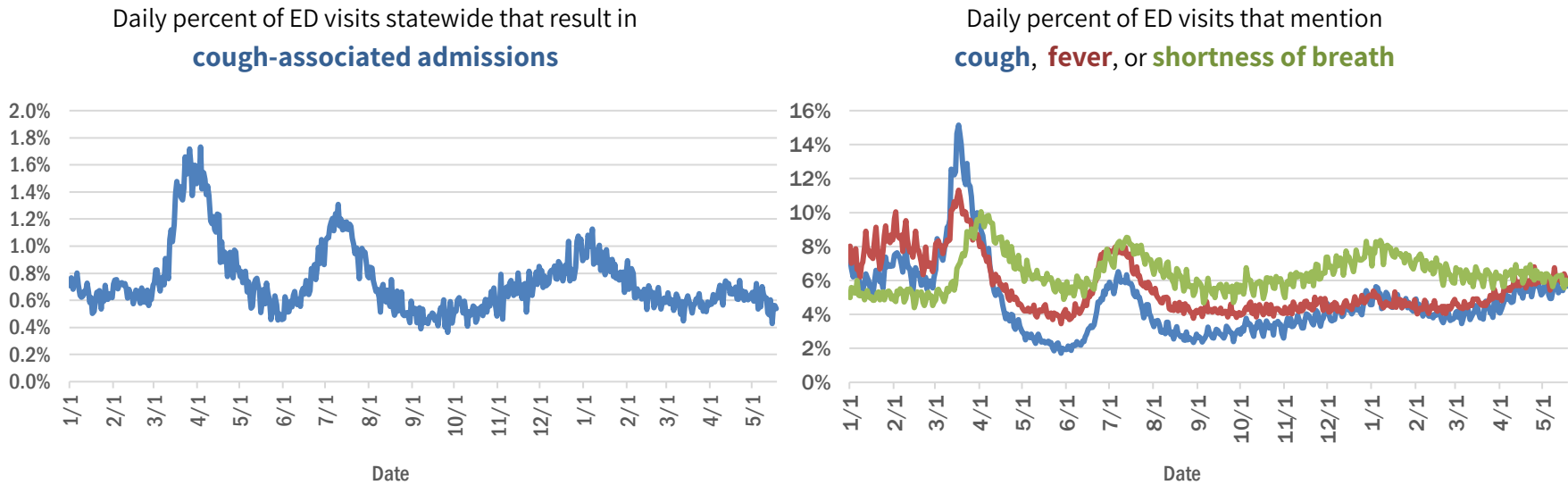
City and county	Cases
Naugatuck, Lee	1
Myakka, Duval	1
Newport Beach, Palm Beach	1
North Adams, Manatee	1
North Little Rock, Palm Beach	1
Northville, Broward	1
Ocala, Indian River	1
Ocoee, Broward	1
Ocoee, Polk	1
New Vernon, Sarasota	1
New York, Broward	1
Missing, Hendry	1
Missing, Baker	1
Milford, Palm Beach	1
Minneapolis, Broward	1
Hilliard, Dade	1
Hollywood, Leon	1
Homestead, Monroe	1
Humble, Broward	1
Harrison, Dade	1
Havanna, Gadsden	1
Jacksonville, Flagler	1
Jacksonville, Palm Beach	1
Johns Island, Wakulla	1
Knoxville, Duval	1
Lake City, Volusia	1
Maitland, Unknown	1
Matlacha Island, Lee	1
Melbourne, Dade	1
Melbourne, Orange	1
Miami Beach, Palm Beach	1
Miami Granders, Dade	1
Los Angeles, Polk	1
Lakeland, Pasco	1
Total	2,256,645

# COVID-19: additional surveillance information

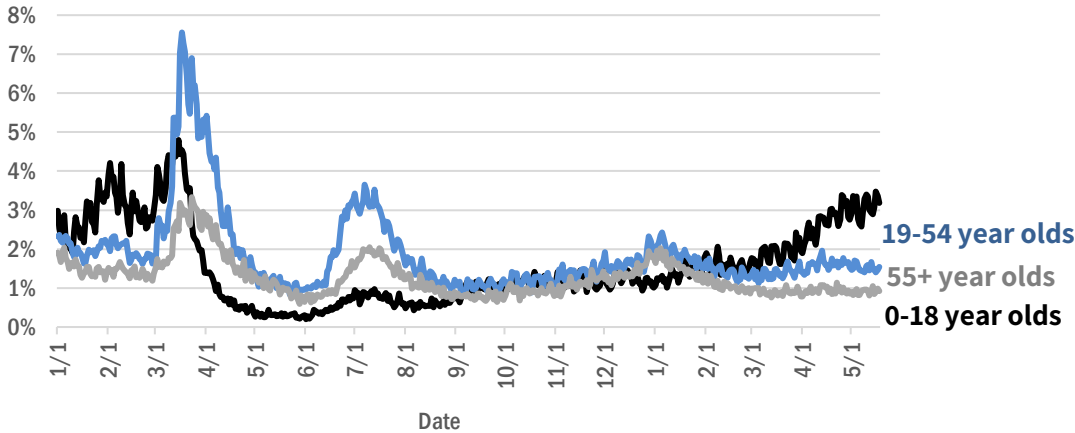
Data through May 18, 2021 verified as of May 19, 2021 at 09:25 AM

Data in this report are provisional and subject to change.

## Statewide emergency department (ED) chief complaint and admission data



## Daily percent of ED visits statewide that mention cough by age group



The Electronic Surveillance System for the Early Notification of Community-Based Epidemics (ESSENCE-FL) includes chief complaint data from 211 of 211 Florida EDs. Data are transmitted electronically to ESSENCE-FL daily or hourly.

# COVID-19: testing by laboratory

Data through May 18, 2021 verified as of May 19, 2021 at 09:25 AM

Data in this report are provisional and subject to change.

The numbers in the table below represent the number of Florida and non-Florida residents for whom test results were received by the Department of Health. A person can be tested by more than one laboratory and can have both positive and negative results. **Therefore, the sum of the numbers in each column will be larger than the total number of people tested.**

Reporting lab	Inconclusive	Negative	Positive	Percent positive	Total
CURATIVE LABS	16,808	1,863,452	289,163	13%	2,169,423
LABORATORY CORPORATION OF AMERICA	2,682	1,733,013	234,086	12%	1,969,781
QUEST DIAGNOSTICS	12,566	1,450,295	211,719	13%	1,674,580
BIO REFERENCE LABORATORIES, INC	7,571	997,971	191,773	16%	1,197,315
HELIX	11,073	799,743	137,553	15%	948,369
REALTOX LABS LLC	7,100	635,754	104,264	14%	747,118
NOMI_HEALTH	3,861	631,373	84,569	12%	719,803
RCA LABORATORY SERVICES, LLC/GENETWORX		523,386	57,838	10%	581,224
PALM BEACH BALLPARK		435,625	48,707	10%	484,332
GENETWORX	661	390,596	33,004	8%	424,261
PWNHEALTH	2,482	365,533	49,534	12%	417,549
CDR MAGUIRE - HEALTH CARE CENTER		338,620	51,564	13%	390,184
IMPACT HEALTH BIOMETRIC TESTING, INC	1,056	242,636	29,024	11%	272,716
BPHL-JACKSONVILLE	18	210,115	35,871	15%	246,004
EAST FLORIDA STATE COLLEGE - BREVARD		212,886	26,986	11%	239,872
ADVENTHEALTH LAB	99	199,721	25,423	11%	225,243
BPHL-MIAMI	225	183,257	29,472	14%	212,954
FULGENT DIAGNOSTICS LABORATORY	4,255	186,116	21,388	10%	211,759
NOMI HEALTH LAB SERVICES		172,682	20,010	10%	192,692
MAKO GENOMICS	8,275	147,326	27,143	15%	182,744
AEGIS SCIENCES CORPORATION	1,505	150,817	23,124	13%	175,446
CB SMITH PARK		150,114	18,793	11%	168,907
BAYCARE LABORATORIES LLC	698	155,114	12,809	8%	168,621
MAYO CLINIC LABORATORIES	346	148,168	18,090	11%	166,604
MEMORIAL REGIONAL HOSPITAL SOUTH	31	132,008	26,113	17%	158,152
ORLANDO HEALTH SYSTEM	687	142,360	14,206	9%	157,253
ELABNETWORK	1,059	139,991	12,037	8%	153,087
ASCENSION SACRED HEART HOSPITAL - PENSACOLA	2	119,733	18,230	13%	137,965
BIOCOLLECTIONS WORLDWIDE, INC	781	121,070	13,986	10%	135,837
AKESOGEN		108,923	20,902	16%	129,825
NORTHWEST LABORATORY	247	121,161	6,479	5%	127,887
TESTING MATTERS INC	1,507	105,921	19,980	16%	127,408
BPHL-TAMPA (SPECTRUM BLVD)	46	99,614	18,300	16%	117,960
UF HEALTH MEDICAL LAB	33	105,969	9,910	9%	115,912
TAMPA GENERAL HOSPITAL	4	105,780	10,014	9%	115,798
ADVENT HEALTH LAB	112	101,258	13,955	12%	115,325
MEDICAL DIAGNOSTIC LABORATORIES	977	98,618	14,224	12%	113,819
BAPTIST HEALTH SOUTH FLORIDA	402	93,349	13,647	13%	107,398
DIATHERIX LABORATORIES (VRL EUROFINS)	1	92,881	13,607	13%	106,489
KORVALABS, INC	1,286	92,786	4,758	5%	98,830
SUNPATH MEDICAL DIAGNOSTICS LABORATORY	849	81,020	12,492	13%	94,361
LAKELAND REGIONAL MEDICAL CENTER	315	78,420	10,084	11%	88,819
ASCENSION ST VINCENT'S - RIVERSIDE	2	77,652	10,782	12%	88,436
JACKSON MEMORIAL HOSPITAL CLINICAL LAB	79	75,340	12,647	14%	88,066
SOUTH MIAMI HOSPITAL LAB	483	76,531	10,443	12%	87,457
MINUTECLINIC LLC		72,767	11,783	14%	84,550
INGENIOUS PERSONALIZED MEDICINE	280	67,305	13,219	16%	80,804



# COVID-19: testing by laboratory

Data through May 18, 2021 verified as of May 19, 2021 at 09:25 AM

Data in this report are provisional and subject to change.

The numbers in the table below represent the number of Florida and non-Florida residents for whom test results were received by the Department of Health. A person can be tested by more than one laboratory and can have both positive and negative results. **Therefore, the sum of the numbers in each column will be larger than the total number of people tested.**

Reporting lab	Inconclusive	Negative	Positive	Percent positive	Total
UF HEALTH SHANDS HOSPITAL	550	69,809	4,946	7%	75,305
AMERICAN HEALTH ASSOCIATES	9	68,258	5,522	7%	73,789
APPLIED INGENUITY DIAGNOSTICS LLC		67,340	3,449	5%	70,789
AIT LABORATORIES		56,866	6,953	11%	63,819
BAPTIST HEALTH - JACKSONVILLE	4	58,322	4,300	7%	62,626
GENESIS REFERENCE LABORATORIES		55,410	5,554	9%	60,964
AMELIA EARHART		51,000	8,301	14%	59,301
ADVENTIST HEALTH SYSTEMS SUNBELT INC DBA		52,384	6,810	12%	59,194
SARASOTA MEMORIAL HOSPITAL MAIN LAB	12	52,674	4,275	8%	56,961
NICKLAUS CHILDREN'S HOSPITAL	75	49,717	6,013	11%	55,805
BROWARD GENERAL MEDICAL CENTER-CLINICAL LAB	2	49,815	5,328	10%	55,145
TALLAHASSEE MEMORIAL HOSPITAL	242	48,780	5,710	10%	54,732
ARUP LABORATORIES	16	50,117	2,926	6%	53,059
FLORIDA HOSPITAL - TAMPA	37	48,296	3,707	7%	52,040
MEDFAST URGENT CARE CENTERS, LLC	20	44,554	6,644	13%	51,218
DWIC OF TAMPA BAY INC		43,686	5,944	12%	49,630
INTEGRATED REGIONAL LABORATORIES LLP	16	42,257	5,861	12%	48,134
UNIVERSITY OF MIAMI HOSPITAL	169	41,839	4,064	9%	46,072
VIRACOR EUROFINS		36,109	9,851	21%	45,960
MILLENNIUM PHYSICIAN GROUP	17	38,374	7,527	16%	45,918
LEE HEALTH - CAPE CORAL HOSPITAL	3	39,583	6,205	14%	45,791
UF HEALTH JACKSONVILLE	62	39,946	4,422	10%	44,430
ECCO LAB GROUP CO	547	37,081	4,819	11%	42,447
MOUNT SINAI MEDICAL CENTER	18	36,035	3,727	9%	39,780
NORTH FLORIDA REGIONAL MEDICAL CENTER		35,388	3,810	10%	39,198
ST JOSEPHS HOSPITAL LABORATORY	23	34,745	4,277	11%	39,045
NIGHT LITE PEDIATRIC CENTER LLC		35,135	3,589	9%	38,724
BRANDON REGIONAL HOSPITAL		33,618	4,308	11%	37,926
ORANGE COUNTY CONVENTION CENTER		33,330	3,724	10%	37,054
STS LAB 2 LLC	6	34,762	1,892	5%	36,660
GENESIS MEDICAL LABORATORY	478	30,868	5,306	14%	36,652
WALGREENS	38	30,532	5,616	16%	36,186
MIAMI DADE COUNTY		32,091	3,527	10%	35,618
JUPITER MEDICAL CENTER LAB	88	31,861	3,019	9%	34,968
JFK MEDICAL CENTER LAB	1	30,401	3,750	11%	34,152
HOLY CROSS HOSPITAL CLINICAL LAB	1	30,647	2,793	8%	33,441
PALMETTO GENERAL HOSPITAL LAB	3	28,168	5,245	16%	33,416
WATSON CLINIC LLP		26,197	6,099	19%	32,296
AVENTUS BIO LABS	17	27,435	3,685	12%	31,137
CLEVELAND CLINIC TRADITION HOSPITAL		27,769	2,262	8%	30,031
CLEVELAND CLINIC HOSPITAL LAB	4	26,375	2,709	9%	29,088
INFINITY BIOLOGIX LLC (GINKO BIOWORKS)	118	27,134	1,253	4%	28,505
MALABAR MEDICAL WALK IN CLINIC	1	23,776	4,638	16%	28,415
MIAMI BEACH CONVENTION CENTER		26,105	2,111	7%	28,216

# COVID-19: testing by laboratory

Data through May 18, 2021 verified as of May 19, 2021 at 09:25 AM

Data in this report are provisional and subject to change.

The numbers in the table below represent the number of Florida and non-Florida residents for whom test results were received by the Department of Health. A person can be tested by more than one laboratory and can have both positive and negative results. **Therefore, the sum of the numbers in each column will be larger than the total number of people tested.**

Reporting lab	Inconclusive	Negative	Positive	Percent positive	Total
HEALTHLINK DIAGNOSTIC LABORATORIES	302	25,307	2,497	9%	28,106
ACCESS DX LABORATORY	234	24,789	2,165	8%	27,188
MORTON PLANT HOSPITAL-ADLER INSTITUTE	26	24,150	2,924	11%	27,100
LAB DIAGNOSTICS LLC	407	20,137	5,407	21%	25,951
SAINT MARY'S MEDICAL CENTER	27	23,367	2,533	10%	25,927
UNITED CLINICAL LABORATORY LLC	3	22,800	2,811	11%	25,614
DRS CLACK SPENCER WHITE & MCCORMACK PA D/B/A		22,553	2,187	9%	24,740
BAYFRONT HEALTH - ST PETERSBURG	17	21,851	2,727	11%	24,595
PANCARE OF FLORIDA INC		21,355	2,574	11%	23,929
STATLAB_MOBILE	1	20,547	2,064	9%	22,612
VISTA CLINICAL DIAGNOSTICS	495	19,475	2,275	10%	22,245
NAPLES COMMUNITY HOSPITAL	76	20,082	2,082	9%	22,240
PATIENTS FIRST LAKE ELLA MEDICAL CENTER PA		18,688	3,347	15%	22,035
HOMESTEAD HOSPITAL CLINICAL LABORATORY	27	18,147	3,691	17%	21,865
LEESBURG REGIONAL MEDICAL CENTER		19,143	2,565	12%	21,708
LAWNWOOD REGIONAL MEDICAL CENTER	1	19,174	2,527	12%	21,702
CLARITY LAB SOLUTIONS	118	19,357	2,202	10%	21,677
SYNERGY DIAGNOSTIC LABORATORY	98	18,687	2,513	12%	21,298
NORTHWEST MEDICAL CENTER	1	18,724	2,502	12%	21,227
OSCEOLA REGIONAL MEDICAL CENTER	1	18,675	2,535	12%	21,211
MEMORIAL HOSPITAL JACKSONVILLE	8	17,813	2,940	14%	20,761
ADVENT HEALTH - DAYTONA BEACH	32	18,890	1,806	9%	20,728
EXACT SCIENCES LABORATORIES	1	18,177	2,309	11%	20,487
LABS ASAP LLC		18,474	1,690	8%	20,164
ORANGE PARK MEDICAL CENTER	9	17,139	2,925	15%	20,073
BETHESDA HOSPITAL EAST		18,130	1,732	9%	19,862
OAK HILL HOSPITAL		17,601	2,104	11%	19,705
DELRAY MEDICAL CENTER LAB	3	17,600	1,851	10%	19,454
MEMORIAL REGIONAL HOSPITAL CLINICAL LABORATORY	11	18,003	1,169	6%	19,183
MEDRITE MEDICAL CARE, PC	6,840	11,143	1,061	6%	19,044
INDIAN RIVER PATHOLOGY LLC		17,559	1,353	7%	18,912
BAPTIST HEALTH - SOUTH		17,412	1,370	7%	18,782
NEMOURS CHILDRENS HOSPITAL	1	17,627	1,099	6%	18,727
WEST KENDALL BAPTIST HOSPITAL	14	15,347	3,351	18%	18,712
ADVENTHEALTH CENTRA CARE LAKE BUENA VISTA		16,091	2,208	12%	18,299
LARGO MEDICAL CENTER		16,066	1,885	11%	17,951
WINTER HAVEN HOSPITAL CLINICAL LABORATORY	4	15,097	2,656	15%	17,757
MEDICAL CENTER OF TRINITY CLINICAL LABORATORY	2	15,789	1,752	10%	17,543
MOLECULAR INFECTIOUS DISEASES	674	16,121	747	4%	17,542
HEALTH CENTER AT SINAI RESIDENCES		16,924	506	3%	17,430
PALMS WEST HOSPITAL LAB	2	15,197	2,221	13%	17,420
BIOCERNA LABS	461	14,582	2,112	12%	17,155
ACCESS MEDICAL LABORATORIES	4	8,765	8,336	49%	17,105
NATIONWIDE LABORATORY SERVICES INC	565	14,531	1,908	11%	17,004
THE HEALTHCARE DISTRICT OF PALM BEACH COUNTY	51	14,633	2,063	12%	16,747

# COVID-19: testing by laboratory

Data through May 18, 2021 verified as of May 19, 2021 at 09:25 AM

Data in this report are provisional and subject to change.

The numbers in the table below represent the number of Florida and non-Florida residents for whom test results were received by the Department of Health. A person can be tested by more than one laboratory and can have both positive and negative results. **Therefore, the sum of the numbers in each column will be larger than the total number of people tested.**

Reporting lab	Inconclusive	Negative	Positive	Percent positive	Total
FULGENT DIAGNOSTICS	172	15,487	1,009	6%	16,668
UHEALTH CORAL GABLES/LENNAR MED CTR	55	15,481	1,107	7%	16,643
BAPTIST HEALTHCARE - BAPTIST HOSPITAL	6	13,243	3,349	20%	16,598
MERCY HOSPITAL A CAMPUS OF PLANTATION GEN HOSP LAB	1	14,180	2,390	14%	16,571
LEE HEALTH - LEE MEMORIAL HOSPITAL		12,733	3,837	23%	16,570
LEE DAVIS COMMUNITY RESOURCE CENTER		14,041	2,343	14%	16,384
WEST FLORIDA HOSPITAL LAB	2	13,083	3,223	20%	16,308
WESTSIDE REGIONAL MED CTR	2	13,966	2,315	14%	16,283
GOOD SAMARITAN MEDICAL CENTER LAB	2	14,277	2,001	12%	16,280
WELLINGTON REGIONAL MED CTR LAB	6	14,468	1,798	11%	16,272
PRIVA PATH LABS	83	15,094	1,023	6%	16,200
REGIONAL MEDCIAL CENTER BAYONET POINT	2	14,862	1,305	8%	16,169
THE VILLAGES REGIONAL HOSPITAL		14,053	1,459	9%	15,512
GULF COAST MEDICAL CENTER MICROLAB		12,183	3,206	21%	15,389
AVENTURA HOSPITAL LAB		12,509	2,746	18%	15,255
CARDIOPATH	84	13,162	1,933	13%	15,179
CORAL GABLES HOSPITAL CLINICAL LABORATORY		13,003	2,157	14%	15,160
CAPITAL REGIONAL MEDICAL CTR		12,251	2,587	17%	14,838
PRECISION HEALTH RESOURCES LLC		13,798	967	7%	14,765
BAPTIST HEALTH SOUTH FLORIDA - WEST KENDALL URGENT CARE		12,357	2,392	16%	14,749
NONA SCIENTIFIC	5	11,552	3,184	22%	14,741
BLAKE MEDICAL CENTER		12,930	1,671	11%	14,601
WEST BOCA MEDICAL CENTER LAB		13,558	1,035	7%	14,593
INDIAN RIVER MEDICAL CENTER LAB		13,669	852	6%	14,521
HALIFAX MEDICAL CENTER LAB	40	12,254	2,085	15%	14,379
LEE HEALTH - HEALTH PARK MEDICAL CENTER		12,156	2,200	15%	14,356
MANATEE MEMORIAL HOSPITAL		13,027	1,178	8%	14,205
PALM BEACH GARDENS MEDICAL CTR LAB		12,567	1,332	10%	13,899
FAU		12,704	1,150	8%	13,854
CernerELR_Advent		12,193	1,633	12%	13,826
PHYSICIANS REGIONAL MEDICAL CENTER - PINE RIDGE RD	1	12,504	1,318	10%	13,823
ST ANTHONY'S HOSPITAL LAB	30	12,075	1,681	12%	13,786
PLANTATION GENERAL HOSPITAL		11,587	2,041	15%	13,628
LAKE CITY MEDICAL CENTER		11,060	2,365	18%	13,425
ST JOSEPHS HOSPITAL	18	11,296	1,923	15%	13,237
FLORIDA HOSPITAL HEARTLAND MED CTR CLINICAL LAB	33	11,534	1,609	12%	13,176
FLORIDA MEDICAL CENTER - A CAMPUS OF NORTH SHORE	2	11,489	1,541	12%	13,032
FLORIDA LABORATORY ANALYSIS		11,404	1,584	12%	12,988
ADVENTHEALTH CENTRA CARE WATERFORD LAKES		10,837	2,104	16%	12,941
PATHNOSTICS	46	10,235	2,479	19%	12,760
LARKIN COMMUNITY HOSPITAL	10	11,150	1,592	12%	12,752
GENOVA DIAGNOSTICS LABORATORY	70	11,524	1,140	9%	12,734
CENTRAL FLORIDA REGIONAL HOSPITAL		11,401	1,309	10%	12,710
JOHNS HOPKINS ALL CHILDREN'S HOSPITAL		11,819	746	6%	12,565
ADVENT HEALTH - WESLEY CHAPEL	14	11,290	1,160	9%	12,464
DOCTORS HOSPITAL	7	10,521	1,896	15%	12,424
NORTHSIDE HOSPITAL AND HEART INSTITUTE		11,243	1,175	9%	12,418

# COVID-19: testing by laboratory

Data through May 18, 2021 verified as of May 19, 2021 at 09:25 AM

Data in this report are provisional and subject to change.

The numbers in the table below represent the number of Florida and non-Florida residents for whom test results were received by the Department of Health. A person can be tested by more than one laboratory and can have both positive and negative results. **Therefore, the sum of the numbers in each column will be larger than the total number of people tested.**

Reporting lab	Inconclusive	Negative	Positive	Percent positive	Total
EXPRESS GENE MOLECULAR DIAGNOSTICS LABORATORY	1	10,783	1,590	13%	12,374
MEASE COUNTRYSIDE LAB	14	10,895	1,346	11%	12,255
CORAL SPRINGS MED CTR		11,010	1,180	10%	12,190
VIKOR SCIENTIFIC	49	10,224	1,901	16%	12,174
LAKE CITY HM		11,147	988	8%	12,135
BINAXNOW	10	9,185	2,938	24%	12,133
COAST DIAGNOSTICS LLC	54	10,760	1,290	11%	12,104
HEALTHQUEST ESOTERICS		10,407	1,670	14%	12,077
FLORIDA HOSPITAL DELAND	10	10,633	1,427	12%	12,070
PWN HEALTH	17	9,962	2,088	17%	12,067
ADVENTHEALTH CENTRA CARE ST CLOUD	1	10,315	1,714	14%	12,030
BAPTIST HEALTH SOUTH FLORIDA - COUNTRY WALK URGENT CARE		9,939	2,040	17%	11,979
FLORIDA HOSPITAL WATERMAN LABORATORY	70	10,997	865	7%	11,932
WEST PALM HOSPITAL LAB		10,850	877	7%	11,727
ST MARKS HOSPITAL LABORATORY B	78	10,627	1,002	9%	11,707
SARKIS CLINICAL TRIALS	25	10,263	1,398	12%	11,686
AMERICAN FAMILY CARE	1	7,133	4,545	39%	11,679
GENE BY GENE, GENOMICS RESEARCH CENTER LAB	44	10,823	711	6%	11,578
LEON MEDICAL CENTERS LLC		9,239	2,258	20%	11,497
SYNERGY LABORATORIES	37	10,193	1,235	11%	11,465
H LEE MOFFITT CANCER CENTER LABORATORY	4	11,042	294	3%	11,340
FLORIDA HOSPITAL FLAGLER	29	10,271	1,016	9%	11,316
NCF DIAGNOSTICS & DNA TECHNOLOGIES LAB	276	10,318	579	5%	11,173
FLORIDA HOSPITAL OCALA		9,855	1,155	10%	11,010
OCALA REGIONAL MEDICAL CENTER		9,643	1,305	12%	10,948
MEDARBOR DIAGNOSTICS	1	9,765	1,162	11%	10,928
BROWARD HEALTH NORTH CLINICAL LABORATORY		9,651	1,175	11%	10,826
NCH DOWNTOWN NAPLES HOSPITAL	18	9,879	850	8%	10,747
LABSTAT LLC	27	10,199	494	5%	10,720
INDIAN RIVER MEDICAL CENTER		9,461	1,159	11%	10,620
FLORIDA HOSPITAL OF CARROLLWOOD	23	9,056	1,499	14%	10,578
NORTH SHORE MEDICAL CENTER		8,846	1,707	16%	10,553
ADVENTHEALTH CENTRA CARE CLERMONT		9,029	1,455	14%	10,484
LARKIN COMMUNITY HOSPITAL INC DBA CARDIOTROPIC		6,819	3,619	35%	10,438
LEE HEALTH - GULF COAST MEDICAL CENTER	2	8,550	1,836	18%	10,388
FIRST CHOICE LABORATORY LLC	112	9,649	621	6%	10,382
AVECINA MEDICAL	4	6,210	4,168	40%	10,382
LEE HEALTH CONVENIENT CARE - PAGE FIELD		9,271	1,088	11%	10,359
NCH NORTH NAPLES HOSPITAL	10	9,375	941	9%	10,326
FLORIDA HOSPITAL ZEPHYRHILLS	10	9,122	1,145	11%	10,277
SANTA ROSA MEDICAL CENTER	2	8,701	1,572	15%	10,275
ADVENTHEALTH CENTRA CARE UNIVERSITY	1	8,984	1,202	12%	10,187
MINUTECLINIC LLC		8,736	1,402	14%	10,138
BAPTIST HEALTH - BEACHES		9,422	701	7%	10,123
ANNE BATES LEACH EYE HOSPITAL/ ABLEH MICROBIOLOGY LABORATORY	9	9,966	135	1%	10,110
P4 CLINICAL, LLC	205	8,828	996	10%	10,029
PARAMOUNT URGENT CARE	4	6,394	3,624	36%	10,022



# COVID-19: testing by laboratory

Data through May 18, 2021 verified as of May 19, 2021 at 09:25 AM

Data in this report are provisional and subject to change.

The numbers in the table below represent the number of Florida and non-Florida residents for whom test results were received by the Department of Health. A person can be tested by more than one laboratory and can have both positive and negative results. **Therefore, the sum of the numbers in each column will be larger than the total number of people tested.**

Reporting lab	Inconclusive	Negative	Positive	Percent positive	Total
ST LUCIE MEDICAL CENTER		8,286	1,714	17%	10,000
ADVENTHEALTH CENTRA CARE WINTER GARDEN	1	8,851	1,146	11%	9,998
ADVENTHEALTH CENTRA CARE WINTER PARK		8,941	1,045	10%	9,986
SRQ DRIVE THROUGH☐		8,944	905	9%	9,849
CLEVELAND CLINIC MARTIN NORTH HOSPITAL		8,814	1,027	10%	9,841
AVECINA	20	9,009	705	7%	9,734
CLEVELAND CLINIC MARTIN SOUTH HOSPITAL	1	8,713	1,006	10%	9,720
MEMORIAL HOSPITAL WEST LABORATORY SERVICES	15	8,842	840	9%	9,697
BOSTON HEART DIAGNOSTICS CORP		8,477	1,219	13%	9,696
PALM BEACH BALL PARK		8,607	1,039	11%	9,646
MEMORIAL HOSPITAL MICRO		9,027	610	6%	9,637
BAPTIST HEALTH SOUTH FLORIDA - MIAMI LAKES URGENT CARE		7,593	2,027	21%	9,620
ADVENTHEALTH CENTRA CARE LAKELAND	1	8,263	1,323	14%	9,587
UNIVERSITY HOSPITAL AND MEDICAL CENTER		8,062	1,453	15%	9,515
SOUTH BAY HOSPITAL CLINICAL LAB	1	8,367	980	10%	9,348
BAYCARE COMMUNITY HEALTH		9,079	199	2%	9,278
INFORM DIAGNOSTICS, INC		8,683	530	6%	9,213
ADVENTHEALTH CENTRA CARE HUNTERS CREEK	3	7,950	1,195	13%	9,148
ADVENTHEALTH CENTRA CARE LEE ROAD		8,114	978	11%	9,092
POINCIANA MEDICAL CENTER		7,182	1,895	21%	9,077
WEST MARION COMMUNITY HOSPITAL LAB		7,628	1,420	16%	9,048
QDX PATHOLOGY SERVICES	2	8,577	426	5%	9,005
CERNERELR_BAYCARE	43	8,320	616	7%	8,979
ADVENTHEALTH CENTRA CARE SANFORD		7,853	1,110	12%	8,963
ADVENTHEALTH EXPRESS CARE		7,426	1,518	17%	8,944
FLORIDA HOSPITAL FISH MEMORIAL	19	7,606	1,309	15%	8,934
BAYFRONT HEALTH - PORT CHARLOTTE		8,255	676	8%	8,931
KD MEDICAL CHOICE LLC	5	8,126	774	9%	8,905
LAKEWOOD RANCH MEDICAL CENTER		8,150	690	8%	8,840
MORTON PLANT-MEASE	5	7,763	856	10%	8,624
ISPM LABS, LLC DBA CAPSTONE DIAGNOSTICS, LLC		8,200	405	5%	8,605
ATLANTIS URGENT CARE	12	6,741	1,803	21%	8,556
ADVENTHEALTH CENTRA CARE APOPKA	1	7,320	1,222	14%	8,543
ADVENTHEALTH CENTRA CARE LAKE MARY	2	7,421	1,086	13%	8,509
EGLIN AIR FORCE BASE	14	6,688	1,801	21%	8,503
ADVENTHEALTH CENTRA CARE DR PHILLIPS		7,644	850	10%	8,494
MINUTECLINIC LLC #1067		7,250	1,180	14%	8,430
HIALEAH HOSPITAL	4	6,596	1,828	22%	8,428
EMERALD COAST URGENT CARE		6,661	1,754	21%	8,415
ADVENTHEALTH CENTRA CARE MOUNT DORA		7,158	1,247	15%	8,405
BAPTIST HEALTH SOUTH FLORIDA - WESTCHESTER URGENT CARE		6,944	1,445	17%	8,389
ARCPPOINT LABS OF FORT MYERS	5	7,410	962	11%	8,377
ADVENTIST HEALTH SYSTEMS, SUNBELT INC		7,207	1,146	14%	8,353
SPORTS DRUG TESTING LABORATORY	164	7,954	230	3%	8,348
AVECINA MEDICAL OAKLEAF	3	6,977	1,330	16%	8,310
ADVENTHEALTH CENTRA CARE KISSIMMEE		7,429	864	10%	8,293
CERNERELR_BAPTISTMIAMI	31	7,313	862	11%	8,206

# COVID-19: testing by laboratory

Data through May 18, 2021 verified as of May 19, 2021 at 09:25 AM

Data in this report are provisional and subject to change.

The numbers in the table below represent the number of Florida and non-Florida residents for whom test results were received by the Department of Health. A person can be tested by more than one laboratory and can have both positive and negative results. **Therefore, the sum of the numbers in each column will be larger than the total number of people tested.**

Reporting lab	Inconclusive	Negative	Positive	Percent positive	Total
WELLINGTON REGIONAL MEDICAL CENTER		7,550	645	8%	8,195
BAPTIST HEALTH SOUTH FLORIDA - DORAL URGENT CARE		6,559	1,563	19%	8,122
OVIEDO MEDICAL CENTER		7,246	819	10%	8,065
HOLMES REG MED CENTER CLINICAL LAB		7,225	820	10%	8,045
GENOSUR LLC	26	7,918	100	1%	8,044
EMPIRE CITY LABORATORIES INC	100	6,778	1,110	14%	7,988
BAPTIST HEALTH - NASSAU		7,556	379	5%	7,935
MINUTECLINIC LLC #8396		6,676	1,168	15%	7,844
ADVENTHEALTH CENTRA CARE ALTAMONTE		6,840	976	12%	7,816
PARAMOUNT URGENT CARE INC	1	5,216	2,584	33%	7,801
DYNIX DIAGNOSTIX		7,021	750	10%	7,771
MEDEXPRESS URGENT CARE OF BOYNTON BEACH LLC		7,050	629	8%	7,679
ST PETERSBURG GENERAL HOSPITAL		6,565	1,084	14%	7,649
COMMUNITY HEALTH CENTERS OF PINELLAS INC	2	6,230	1,416	19%	7,648
MINUTECLINIC		6,544	1,097	14%	7,641
IMPERIAL POINT MEDICAL CENTER		6,952	659	9%	7,611
SUNCOAST PATHOLOGY ASSOCIATES		6,980	627	8%	7,607
NCH NORTH NAPLES HOSPITAL LAB	15	6,733	833	11%	7,581
MEDEXPRESS URGENT CARE HUDSON		6,485	1,046	14%	7,531
ADVENT HEALTH - HEART OF FLORIDA ER	1	6,524	987	13%	7,512
SPECTOR SCIENTIFIC LAB	21	6,350	1,136	15%	7,507
MEDEXPRESS URGENT CARE	2	5,233	2,258	30%	7,493
MINUTE CLINIC LLC		6,504	921	12%	7,425
ADVENTHEALTH CENTRA CARE AZALEA PARK		6,332	1,067	14%	7,399
PHARMCO RX	2	7,033	344	5%	7,379
HOLIDAY CVS LLC		6,871	408	6%	7,279
AHCC WESLEY CHAPEL		6,384	837	12%	7,221
ST JOSEPHS NORTH HOSPITAL LAB	7	6,154	1,045	15%	7,206
AVERO DIAGNOSTICS - IRVING	11	6,710	478	7%	7,199
ADVENTHEALTH CENTRA CARE OVIEDO		6,163	990	14%	7,153
UNKNOWN	6	3,614	3,511	49%	7,131
CLINICAL REFERENCE LABORATORY	2	6,747	371	5%	7,120
MINUTECLINIC LLC #3703		5,787	1,323	19%	7,110
ACUTIS DIAGNOSTICS	171	5,779	1,158	16%	7,108
FORT WALTON BEACH MEDICAL CENTER		6,101	953	14%	7,054
FLORIDA COMMUNITY HEALTH CENTER		5,687	1,344	19%	7,031
FLORIDA FAMILY LABORATORY, INC DBA	65	6,461	501	7%	7,027
FLORIDA HOSPITAL NORTH PINELLAS	11	6,357	543	8%	6,911
SOLARIS DIAGNOSTICS	11	6,279	613	9%	6,903
RAULERSON HOSPITAL		5,971	897	13%	6,868
ANGEL KIDS PEDIATRICS		6,496	363	5%	6,859
LUMINUS DIAGNOSTICS		6,286	562	8%	6,848
MEDCOMP SCIENCES LLC	145	4,534	2,126	31%	6,805
MEDIPATH LLC		6,087	606	9%	6,693
DOCTORS URGENT CARE LLC	1	5,475	1,199	18%	6,675
VISTA CLINICAL	8	3,913	2,730	41%	6,651
PUTNAM COMMUNITY MEDICAL CENTER		5,747	808	12%	6,555



# COVID-19: testing by laboratory

Data through May 18, 2021 verified as of May 19, 2021 at 09:25 AM

Data in this report are provisional and subject to change.

The numbers in the table below represent the number of Florida and non-Florida residents for whom test results were received by the Department of Health. A person can be tested by more than one laboratory and can have both positive and negative results. **Therefore, the sum of the numbers in each column will be larger than the total number of people tested.**

Reporting lab	Inconclusive	Negative	Positive	Percent positive	Total
MICROGEN DX	4	5,816	733	11%	6,553
PEDIATRIC HEALTH CARE ALLIANCE PA		6,028	514	8%	6,542
LABORATORY OF FLORIDA LLC	41	5,920	580	9%	6,541
ADVENTHEALTH CENTRA CARE LONGWOOD		5,681	834	13%	6,515
ADVENTHEALTH CENTRA CARE SOUTH ORANGE		5,587	906	14%	6,493
ADVENTHEALTH CENTRA CARE PORT ORANGE		5,499	984	15%	6,483
BAPTIST HEALTH SOUTH FLORIDA - PEMBROKE PINES URGENT CARE		5,379	1,102	17%	6,481
ADVENTHEALTH CENTRA CARE ORANGE LAKE		5,646	806	12%	6,452
NORTHWEST FLORIDA COMMUNITY HOSPITAL	47	4,911	1,483	23%	6,441
DOCTORS URGENT CARE OF LUTZ LLC	1	5,210	1,182	18%	6,393
SOUTH FLORIDA BAPTIST HOSPITAL MICRO	4	5,303	1,079	17%	6,386
URGENT CARE OF THE PALM BEACHES		5,323	1,047	16%	6,370
ADVENTHEALTH CENTRA CARE SAND LAKE		5,602	694	11%	6,296
PRO CLINIC		5,180	1,101	18%	6,281
MEDEXPRESS URGENT CARE - GOLDEN GATE		5,485	768	12%	6,253
COASTAL MED URGENT CARE		4,622	1,612	26%	6,234
BAPTIST HEALTH - NORTH		4,971	1,184	19%	6,155
ALTRU DIAGNOSTICS INC	5	5,830	300	5%	6,135
HEALTH FIRST ADVENTHEALTH CENTRA CARE - TITUSVILLE		5,198	925	15%	6,123
ADVENTHEALTH CENTRA CARE LEESBURG		5,034	1,068	18%	6,102
MEDEXPRESS URGENT CARE - ROYAL PALM BEACH		5,414	674	11%	6,088
MEDEXPRESS URGENT CARE - ESTERO		5,401	647	11%	6,048
MINUTECLINIC LLC # 0709		5,100	933	15%	6,033
PALMS OF PASADENA HOSPITAL		5,338	595	10%	5,933
BAYFRONT HEALTH - VENICE REGIONAL MEDICAL	1	5,374	537	9%	5,912
BAPTIST HEALTH SOUTH FLORIDA - KENDALE LAKES URGENT CARE		4,794	1,098	19%	5,892
ADVENTHEALTH CENTRA CARE WINTER HAVEN	1	4,568	1,290	22%	5,859
WESTCHESTER HOSPITAL	23	4,766	1,018	18%	5,807
URGENT CARE CURE	2	4,986	794	14%	5,782
THE CENTER FOR URGENT CARE	3	4,833	913	16%	5,749
TALLAHASSEE PRIMARY CARE ASSOCIATES		5,110	629	11%	5,739
DOCTORS HOSPITAL OF SARASOTA CLINICAL LABORATORY		5,016	721	13%	5,737
MEDICAL DNA LABS LLC	3	5,219	497	9%	5,719
PARAMOUNT URGENT CARE - WINDERMERE	3	3,851	1,857	33%	5,711
SUNRISE MEDICAL LABORATORIES	2	5,293	411	7%	5,706
MEDEXPRESS URGENT CARE PALM BEACH GARDENS		5,163	536	9%	5,699
HEALTH FIRST ADVENTHEALTH CENTRA CARE GATEWAY	1	5,108	573	10%	5,682
HIGHLANDS REGIONAL MEDICAL CENTER		4,793	885	16%	5,678
BAPTIST HEALTH SOUTH FLORIDA - TAMIAMI TRAIL URGENT CARE		4,577	1,092	19%	5,669
ESCAMBIA COMMUNITY CLINICS INC	8	4,301	1,340	24%	5,649
MEDEXPRESS URGENT CARE - LAKELAND		4,932	694	12%	5,626
BAPTIST HEALTH SOUTH FLORIDA - CORAL SPRINGS URGENT CARE		4,794	791	14%	5,585
BAYFRONT HEALTH - SEVEN RIVERS		5,080	479	9%	5,559
MINUTECLINIC LLC #3662		4,674	798	15%	5,472
QUICK CARE MED PL	2	4,647	819	15%	5,468
TROPICANA FIELD - LOT 2□	19	4,935	495	9%	5,449
BAYFRONT HEALTH - BROOKSVILLE		4,824	568	11%	5,392

# COVID-19: testing by laboratory

Data through May 18, 2021 verified as of May 19, 2021 at 09:25 AM

Data in this report are provisional and subject to change.

The numbers in the table below represent the number of Florida and non-Florida residents for whom test results were received by the Department of Health. A person can be tested by more than one laboratory and can have both positive and negative results. **Therefore, the sum of the numbers in each column will be larger than the total number of people tested.**

Reporting lab	Inconclusive	Negative	Positive	Percent positive	Total
ADVENTHEALTH PROMPT CARE	2	3,993	1,373	26%	5,368
BAPTIST HEALTH SOUTH FLORIDA - PINECREST URGENT CARE		4,605	760	14%	5,365
MINUTECLINIC LLC # 3930		4,626	731	14%	5,357
MINUTECLINIC LLC #3463		4,504	849	16%	5,353
BAPTIST HEALTH SOUTH FLORIDA - CORAL GABLES URGENT CARE		4,432	884	17%	5,316
MINUTECLINIC LLC #1771		4,514	801	15%	5,315
BETHESDA HOSPITAL WEST		4,780	534	10%	5,314
BAYFRONT HEALTH - SPRING HILL		4,870	441	8%	5,311
BAPTIST HEALTH SOUTH FLORIDA - PALMETTO BAY URGENT CARE		4,425	839	16%	5,264
MARTIN HOSPITAL SOUTH LAB		4,966	293	6%	5,259
VENTURE MEDICAL OF FLORIDA LLC		4,828	422	8%	5,250
BAPTIST HEALTH SOUTH FLORIDA - CORAL GABLES (UNIVERSITY) URGENT CARE		4,504	726	14%	5,230
FLAGLER HOSPITAL LABORATORY	8	4,046	1,145	22%	5,199
BAYFRONTVENICEREGIONAL		5,000	173	3%	5,173
TRINITY SPRINGS		4,436	729	14%	5,165
MINUTECLINIC LLC #7225		4,373	760	15%	5,133
BAYFRONT HEALTH - PUNTA GORDA		4,729	381	7%	5,110
MINUTECLINIC LLC #5253		4,222	854	17%	5,076
MEASE DUNEDIN HOSPITAL	5	4,522	539	11%	5,066
ASCENSION SACRED HEART - EMERALD COAST		4,246	799	16%	5,045
MINUTECLINIC LLC 5852		4,366	671	13%	5,037
ADVENTHEALTH CENTRA CARE COLONIAL TOWN	2	4,482	550	11%	5,034
MINUTECLINIC LLC #3631		4,320	712	14%	5,032
DESOTO MEMORIAL HOSPITAL	3	4,166	829	17%	4,998
MINUTECLINIC LLC # 0514		4,371	614	12%	4,985
PREMIER URGENT CARE OF BREVARD LLC	4	4,331	596	12%	4,931
MEDEXPRESS URGENT CARE CAPE CORAL		4,193	691	14%	4,884
MINUTECLINIC LLC #5249		4,014	865	18%	4,879
ENGLEWOOD COMMUNITY HOSPITAL		4,454	416	9%	4,870
ADVENTIST HEALTH SYSTEMS SUNBELT IN DBA		4,296	563	12%	4,859
MINUTECLINIC LLC #3291		4,164	687	14%	4,851
MEMORIAL HOSPITAL- MIRAMAR	12	4,459	331	7%	4,802
MINUTECLINIC LLC #5190		3,977	809	17%	4,786
TWIN CITIES HOSPITAL	1	4,233	540	11%	4,774
MINUTECLINIC LLC #5854		3,973	784	16%	4,757
MINUTECLINIC LLC #3814		4,036	680	14%	4,716
MOFFITT CANCER CENTER	6	4,593	106	2%	4,705
PHYSICIANS REGIONAL MEDICAL CENTER - COLLIER BLVD	1	3,772	929	20%	4,702
PALMS MEDICAL GROUP	5	3,250	1,444	31%	4,699
LAKESIDE MEDICAL CENTER		3,803	881	19%	4,684
MINUTECLINIC LLC #7887		4,144	529	11%	4,673
STEWART ROCKLEDGE HOSPITAL	8	4,186	454	10%	4,648
US BIOTEK LABORATORIES	15	4,263	370	8%	4,648
CARENOW URGENT CARE	2	3,050	1,591	34%	4,643
SCION LAB SERVICES LLC	26	4,235	355	8%	4,616
HOLIDAY CVS LLC DBA CVS PHARMACY #5154		4,492	123	3%	4,615
NIGHT LITE PEDIATRICS	4	3,346	1,263	27%	4,613

# COVID-19: testing by laboratory

Data through May 18, 2021 verified as of May 19, 2021 at 09:25 AM

Data in this report are provisional and subject to change.

The numbers in the table below represent the number of Florida and non-Florida residents for whom test results were received by the Department of Health. A person can be tested by more than one laboratory and can have both positive and negative results. **Therefore, the sum of the numbers in each column will be larger than the total number of people tested.**

Reporting lab	Inconclusive	Negative	Positive	Percent positive	Total
PREMIER MEDICAL	2	4,494	95	2%	4,591
MEDEXPRESS URGENT CARE LEHIGH ACRES		3,969	621	14%	4,590
MINUTECLINIC LLC # 3686		3,885	667	15%	4,552
ADVENT HEALTH - NEW SMYRNA		3,850	681	15%	4,531
ACCU REFERENCE MEDICAL LAB	9	3,711	809	18%	4,529
MINUTECLINIC LLC #4458		3,814	699	15%	4,513
GENESIS DIAGNOSTICS		4,230	255	6%	4,485
EXACT SCIENCES LABORATORIES, LLC		4,124	352	8%	4,476
MARION E FETHER MEDICAL CENTER, THE		4,063	408	9%	4,471
MINUTECLINIC LLC #7886		3,885	580	13%	4,465
AMELIA URGENT CARE		2,768	1,669	38%	4,437
LOWER KEYS MEDICAL CENTER		4,100	327	7%	4,427
BAYA PHARMACY & URGENT CARE		3,279	1,132	26%	4,411
DOCTORS TEST CENTERS		3,915	494	11%	4,409
AFC PHYSICIANS OF FLORIDA		3,410	933	21%	4,343
MINUTECLINIC LLC #4201		3,798	536	12%	4,334
ADVENTHEALTH CENTRA CARE		3,851	478	11%	4,329
ST. LUCIE MEDICAL CTR.		4,254	57	1%	4,311
MINUTECLINIC LLC #3257		3,637	671	16%	4,308
MINUTECLINIC, LLC #3204		3,591	676	16%	4,267
MINUTECLINIC LLC #1807		3,597	670	16%	4,267
MINUTECLINIC LLC #4415		3,621	627	15%	4,248
VA PAIN CLINIC	8	4,026	154	4%	4,188
MINUTECLINIC LLC #5214		3,605	576	14%	4,181
MINUTECLINIC, LLC (CLINIC 10699)		3,664	487	12%	4,151
MINUTECLINIC LLC # 3579		3,468	673	16%	4,141
BAPTIST HEALTH SOUTH FLORIDA - DAVIE URGENT CARE		3,391	738	18%	4,129
PARAMOUNT URGENT CARE - ORLANDO		2,995	1,123	27%	4,118
VITRO MOLECULAR LABORATORIES	50	3,720	319	8%	4,089
MINUTECLINIC LLC #5924		3,561	526	13%	4,087
NIGHT LITE PEDIATRICS URGENT CARE	1	3,419	649	16%	4,069
MINUTECLINIC LLC #3748		3,349	705	17%	4,054
MINUTECLINIC, LLC #5817		3,389	655	16%	4,044
ADVENTHEALTH CENTRA CARE KIDS LAKE MARY		3,736	296	7%	4,032
MINUTECLINIC LLC #7973		3,481	547	14%	4,028
PROHEALTH	3	2,404	1,614	40%	4,021
BAPTIST HEALTH SOUTH FLORIDA - WESTON URGENT CARE		3,480	532	13%	4,012
MINUTECLINIC, LLC #4015		3,242	763	19%	4,005
PRECISION HEALTH SOLUTIONS		3,796	188	5%	3,984
MINUTECLINIC LLC #1055		3,285	695	17%	3,980
MINUTECLINIC LLC # 7933		3,540	438	11%	3,978
PARAMOUNT URGENT CARE - OVIEDO		3,019	959	24%	3,978
MINUTECLINIC LLC #3255		3,538	435	11%	3,973
MINUTECLINIC LLC #7173		3,455	517	13%	3,972
MINUTECLINIC LLC #3003		3,298	672	17%	3,970
HEALTH FIRST ADVENTHEALTH CENTRA CARE COCOA		3,545	385	10%	3,930
BARTOW REGIONAL MEDICAL CENTER	1	3,306	620	16%	3,927

# COVID-19: testing by laboratory

Data through May 18, 2021 verified as of May 19, 2021 at 09:25 AM

Data in this report are provisional and subject to change.

The numbers in the table below represent the number of Florida and non-Florida residents for whom test results were received by the Department of Health. A person can be tested by more than one laboratory and can have both positive and negative results. **Therefore, the sum of the numbers in each column will be larger than the total number of people tested.**

Reporting lab	Inconclusive	Negative	Positive	Percent positive	Total
ADVENT HEALTH CENTRA CARE -WINTER PARK KIDS URGENT CARE	4	3,619	303	8%	3,926
MEDONE PLLC		3,013	886	23%	3,899
MINUTECLINIC LLC #5216		3,369	514	13%	3,883
MC DIAGNOSTIC OF CONNECTICUT, PC #2220		3,327	533	14%	3,860
HEALTH FIRST ADVENTHEALTH CENTRA CARE MALABAR		3,483	376	10%	3,859
MINUTECLINIC LLC #3705		3,418	431	11%	3,849
MEDEXPRESS URGENT CARE - VERO BEACH		3,357	484	13%	3,841
BRASHEAR'S VITAL CARE CORP		3,043	794	21%	3,837
WALGREEN CO	2	3,407	426	11%	3,835
SIPARADIGM LLC	59	3,505	265	7%	3,829
MINUTECLINIC LLC #6007		3,299	502	13%	3,801
MEDEXPRESS URGENT CARE - DELAND		3,359	434	11%	3,793
MINUTECLINIC LLC #3654		3,202	590	16%	3,792
BAPTIST HEALTH SOUTH FLORIDA - BRICKELL URGENT CARE		3,125	636	17%	3,761
PHYSICIANS PRIMARY CARE	2	3,411	337	9%	3,750
LAKELAND REGIONAL HEALTH PABLO		3,308	435	12%	3,743
BAPTIST HEALTH - CLAY		3,256	453	12%	3,709
VERILY LIFE SCIENCES	3	3,608	75	2%	3,686
BMCT Molecular Diagnostics Subsection		3,124	559	15%	3,683
BAPTIST HEALTH EMERGENCY CENTER COUNTRY WALK	1	3,134	540	15%	3,675
HEALTH CARE DISTRICT OF PALM BEACH COUNTY	2	3,400	267	7%	3,669
BAPTIST HEALTH URGENT CARE AT SAWGRASS		3,061	608	17%	3,669
MINUTECLINIC LLC #3285		3,229	431	12%	3,660
MINUTECLINIC LLC #1350		3,253	405	11%	3,658
MINUTECLINIC, LLC # 4469		3,245	410	11%	3,655
MINUTECLINIC LLC #476		3,148	478	13%	3,626
CLARITY LAB SOLUTIONS LLC		3,608	4	0%	3,612
MINUTECLINIC LLC #8381		3,144	458	13%	3,602
MINUTECLINIC LLC #4612		2,975	609	17%	3,584
MINUTECLINIC LLC #3648		2,937	640	18%	3,577
MINUTECLINIC LLC #5157		3,152	417	12%	3,569
MINUTECLINIC LLC #1821		3,176	393	11%	3,569
ADVENTHEALTH CENTRA CARE CONWAY		3,016	526	15%	3,542
PRIMEHEALTH URGENT CARE INC		3,026	514	15%	3,540
MINUTECLINIC LLC #4024		3,107	431	12%	3,538
MIDWAY SPECIALTY CARE CENTER DIAGNOSTICS	38	3,247	240	7%	3,525
MARINERS HOSPITAL	1	3,132	313	9%	3,446
MINUTECLINIC LLC #3635		2,971	448	13%	3,419
GESSLER CLINIC	2	2,391	1,017	30%	3,410
IMMOKALEE CHD		3,155	234	7%	3,389
MEDEXPRESS FORT MYERS		2,961	415	12%	3,376
MEMORIAL HOSPITAL PEMBROKE	3	2,986	379	11%	3,368
MEDIQUICK URGENT CARE CENTERS INC		2,599	747	22%	3,346
BAPTIST HEALTH - OAKLEAF		2,824	511	15%	3,335
ACCESS POINT HEALTHCARE URGENT & PRIMARY CARE	2	2,609	712	21%	3,323
ADVENT HEALTH - DADE CITY		2,915	393	12%	3,308
SELECT LABORATORIES - MARION COUNTY, FL LLC	5	2,955	316	10%	3,276



# COVID-19: testing by laboratory

Data through May 18, 2021 verified as of May 19, 2021 at 09:25 AM

Data in this report are provisional and subject to change.

The numbers in the table below represent the number of Florida and non-Florida residents for whom test results were received by the Department of Health. A person can be tested by more than one laboratory and can have both positive and negative results. **Therefore, the sum of the numbers in each column will be larger than the total number of people tested.**

Reporting lab	Inconclusive	Negative	Positive	Percent positive	Total
MEDEXPRESS URGENT CARE CORAL SPRINGS		2,885	359	11%	3,244
MINUTECLINIC LLC #214		2,703	502	16%	3,205
AFC PHYSICIANS OF FLORIDA PA		2,639	564	18%	3,203
BAY MEDICAL CENTER SACRED HEART HEALTH SYSTEM		2,540	659	21%	3,199
CHARLES AIESI CONSULTING INC	16	2,842	319	10%	3,177
JUPITER MEDICAL CENTER URGENT CARE		2,494	661	21%	3,155
MEDEXPRESS URGENT CARE - CLEWISTON		2,620	502	16%	3,122
MINUTECLINIC LLC #1815		2,784	335	11%	3,119
HEALTH CENTRAL CLINICAL LABORATORY		2,717	393	13%	3,110
JACKSON HOSPITAL CLINICAL LABORATORY		2,743	358	12%	3,101
KEYS AHEC SCHOOL MEDICAL CLINIC	15	2,929	153	5%	3,097
NXGEN MDX LLC	7	2,743	342	11%	3,092
LAKE WALES MEDICAL CENTER INC		2,704	352	12%	3,056
EMERGENCY PHYSICIANS MEDICAL CENTER		1,873	1,175	39%	3,048
VETERANS AFFAIRS MEDICAL CENTER - ORLANDO	1	1,343	1,694	56%	3,038
MINUTECLINIC LLC #3236		2,644	381	13%	3,025
MINUTECLINIC LLC #5069		2,526	486	16%	3,012
PARRISH MEDICAL CENTER	2	2,623	375	13%	3,000
CAREFAST+	1	2,182	798	27%	2,981
GENOME LLC	2	2,746	202	7%	2,950
BAPTIST HEALTHCARE - GULF BREEZE HOSPITAL	3	2,456	490	17%	2,949
MEDEXPRESS URGENT CARE BOCA RATON		2,684	260	9%	2,944
APALACHEE CORRECTIONAL INSTITUTION EAST UNIT		2,901	34	1%	2,935
AMELIA EXPRESS CARE LLC	10	2,562	350	12%	2,922
MINUTECLINIC LLC		2,577	335	12%	2,912
STONE CLINICAL LABORATORIES		2,790	96	3%	2,886
DR G'S URGENT CARE		2,509	375	13%	2,884
WALGREENS ORLANDO	3	2,540	340	12%	2,883
BAPTIST HEALTH SOUTH FLORIDA - MIAMI BEACH URGENT CARE		2,451	427	15%	2,878
FLORIDA MEDICAL CLINIC	3	1,371	1,501	52%	2,875
BLUE MED CONSULTANTS		2,754	112	4%	2,866
MEDEXPRESS PORT CHARLOTTE		2,558	307	11%	2,865
MINUTECLINIC LLC #8927		2,409	442	16%	2,851
TAMPA COMMUNITY HOSPITAL		2,413	394	14%	2,807
DONALD W ROBERTSON DO PA		2,183	609	22%	2,792
GRAVITY DIAGNOSTICS, LLC	9	2,566	214	8%	2,789
CITRUS MEMORIAL HOSPITAL LABORATORY		2,253	532	19%	2,785
MINI ER WATERFORD LAKES, THE		2,403	379	14%	2,782
CELESTA MEDICAL SERVICES LLC DBA - AMERICAN RESEARCH LABS		2,544	236	8%	2,780
PATIENTS FIRST - THOMASVILLE ROAD		2,483	294	11%	2,777
BOND URGENT CARE LLC		2,096	665	24%	2,761
SACRED HEART HEALTH SYSTEM, INC	1	1,875	874	32%	2,750
MINUTECLINIC LLC #5187		2,394	349	13%	2,743
EMERALD COAST URGENT CARE, LLC	1	2,062	678	25%	2,741
NCHMD INC		2,271	406	15%	2,677
OPTUM LABS LLC	1	2,460	214	8%	2,675
MINUTECLINIC LLC #3637		2,148	527	20%	2,675

# COVID-19: testing by laboratory

Data through May 18, 2021 verified as of May 19, 2021 at 09:25 AM

Data in this report are provisional and subject to change.

The numbers in the table below represent the number of Florida and non-Florida residents for whom test results were received by the Department of Health. A person can be tested by more than one laboratory and can have both positive and negative results. **Therefore, the sum of the numbers in each column will be larger than the total number of people tested.**

Reporting lab	Inconclusive	Negative	Positive	Percent positive	Total
BAPTIST HEALTH EMERGENCY CENTER AT WEST CORAL WAY		2,199	449	17%	2,648
ASCENSION SACRED HEART - GULF		2,030	565	22%	2,595
PHYSICIANS STAT LAB INC	6	2,402	169	7%	2,577
ADVENT HEALTH - OCALA		2,124	447	17%	2,571
INTELEX LABS, LLC		2,451	84	3%	2,535
WHOLE FAMILY HEALTH CENTER INC		2,009	523	21%	2,532
CORE DIAGNOSTIC LABORATORIES LLC	17	2,143	341	14%	2,501
PENSACOLA PEDIATRICS PA	1	2,304	180	7%	2,485
EMERALD COAST URGENT CARE LLC		1,825	657	26%	2,482
PHYSICIANS STAT LAB	3	1,101	1,374	55%	2,478
COMMUNITY HEALTH NORTHWEST FLORIDA	4	1,857	554	23%	2,415
WHITE WILSON MEDICAL CENTER		1,013	1,402	58%	2,415
NCH NORTHEAST	7	1,888	516	21%	2,411
ASSOCIATED PATHOLOGISTS, LLC	3	1,968	398	17%	2,369
TOM LEE COMMUNITY HEALTH CENTER	1	1,692	671	28%	2,364
UNIVERSITY OF NORTH FLORIDA STUDENT HEALTH		2,256	81	3%	2,337
PHYSICIAN ASSOCIATES		2,070	241	10%	2,311
LEE HEALTH - COCONUT POINT CLINICAL LAB	2	1,872	433	19%	2,307
MARTIN HEALTH SYSTEM - ST LUCIE WEST		2,104	201	9%	2,305
BIO-TECH CLINICAL LABORATORIES INC		1,979	318	14%	2,297
MEDICAL CONSULTANTS OF FLORIDA, LLC	2	1,947	342	15%	2,291
FG RAPID RESULTS	6	1,865	395	17%	2,266
BAYFRONT HEALTH - CITRUS HILLS		2,000	249	11%	2,249
FIU-HEALTH AUXILIARY LABORATORY	6	2,102	138	6%	2,246
ADVANCED MEDICAL OF NAPLES LLC		1,979	251	11%	2,230
BARDMOOR LABORATORY	9	1,894	326	15%	2,229
PRIMEHEALTH URGENT CARE	1	1,865	361	16%	2,227
MINUTECLINIC, LLC #3245		1,811	398	18%	2,209
FLOWERS HOSPITAL		2,010	192	9%	2,202
LITTLE PINE PEDIATRICS	1	1,921	278	13%	2,200
DOC SMILEYS URGENT CARE LLC		1,805	390	18%	2,195
ABSOLUTE GENOMICS	3	1,903	266	12%	2,172
READY RESPONDERS FLORIDA, PLLC		1,835	280	13%	2,115
ARCPPOINT LABS		1,474	632	30%	2,106
GENUS3		1,990	74	4%	2,064
MIAMI JEWISH HEALTH SYSTEMS		1,967	90	4%	2,057
AMERICAN SCIENTIFIC LABORATORIES LLC		1,996	56	3%	2,052
STATMED OCALA	7	1,842	197	10%	2,046
OPTUMCARE FLORIDA LLC		1,685	329	16%	2,014
WILLIAM OWEN PASS PARK		1,738	257	13%	1,995
ED FRASER MEMORIAL HOSPITAL		1,731	261	13%	1,992
PROHEALTH MEDICAL CLINIC		1,342	650	33%	1,992
GENESIS LABORATORY MANAGEMENT	15	1,709	259	13%	1,983
PATIENTS FIRST LAKE ELLA MEDICAL CENTER		1,780	193	10%	1,973
SUNRISE URGENT CARE ASSOCIATES LLC D/B/A	10	1,395	556	28%	1,961
DOC SMILEY'S URGENT CARE		1,706	247	13%	1,953
MEDFAST URGENT CARE CENTERS LLC	2	608	1,334	69%	1,944



# COVID-19: testing by laboratory

Data through May 18, 2021 verified as of May 19, 2021 at 09:25 AM

Data in this report are provisional and subject to change.

The numbers in the table below represent the number of Florida and non-Florida residents for whom test results were received by the Department of Health. A person can be tested by more than one laboratory and can have both positive and negative results. **Therefore, the sum of the numbers in each column will be larger than the total number of people tested.**

Reporting lab	Inconclusive	Negative	Positive	Percent positive	Total
BROWNWOOD CARE CENTER		1,710	234	12%	<b>1,944</b>
LABORATORY SPECIALISTS OF MICHIGAN		1,601	333	17%	<b>1,934</b>
BROAD INSTITUTE CLINICAL SEQUENCING RESEARCH PLATFORM	17	1,828	71	4%	<b>1,916</b>
PROJECT HEALTH, INC SUMTERVILLE	5	1,559	335	18%	<b>1,899</b>
PEDIATRIC HEALTH CARE ALLIANCE - NORTHDAL		1,700	160	9%	<b>1,860</b>
ER QUICKCARE PL		1,585	263	14%	<b>1,848</b>
NEIGHBORHOOD MEDICAL CENTER INC	17	1,632	186	10%	<b>1,835</b>
KETAMINE HEALTH CENTERS LLC	1	1,661	152	8%	<b>1,814</b>
QUICK CARE MED		1,457	352	19%	<b>1,809</b>
IGENOMIX USA LLC	55	1,572	165	9%	<b>1,792</b>
SPARROW HEALTHCARE	2	1,530	254	14%	<b>1,786</b>
SPEARHEAD MEDICAL		1,651	131	7%	<b>1,782</b>
ADVENTHEALTH CENTRA CARE TRINITY		1,534	246	14%	<b>1,780</b>
VRL EUROFIN		1,736	43	2%	<b>1,779</b>
NORTH SHORE LONG ISLAND JEWISH HEALTH	1	1,682	96	5%	<b>1,779</b>
MEDEXPRESS URGENT CARE - JAX ATLANTIC BLVD		1,544	231	13%	<b>1,775</b>
COLLIER URGENT CARE CENTERS CREEKSID		1,572	203	11%	<b>1,775</b>
FLORIDA DEPARTMENT OF HEALTH IN POLK COUNTY	2	1,359	412	23%	<b>1,773</b>
RIVER TOWN DIAGNOSTIC LLC		1,470	286	16%	<b>1,756</b>
PARAMOUNT URGENT CARE - CLERMONT		1,006	748	43%	<b>1,754</b>
MYTEST DIAGNOSTICS		1,654	82	5%	<b>1,736</b>
Community_Health		1,533	199	11%	<b>1,732</b>
SHELL POINT NURSING PAVILION	1	1,648	78	5%	<b>1,727</b>
LABTECH DIAGNOSTIC		1,430	294	17%	<b>1,724</b>
NORTH VISTA HOSPITAL LABORATORY		1,420	290	17%	<b>1,710</b>
FIRST QUALITY LABORATORY		1,601	106	6%	<b>1,707</b>
MEDLAB DIAGNOSTICS, LLC		1,585	117	7%	<b>1,702</b>
CYPRESS VILLAGE	1	1,668	30	2%	<b>1,699</b>
JW PLASTIC SURGERY		1,449	246	15%	<b>1,695</b>
BAPTIST HEALTH SOUTH FLORIDA - KEY BISCANE URGENT CARE EXPRESS		1,485	201	12%	<b>1,686</b>
CAREMED CLINIC LLC	1	1,356	316	19%	<b>1,673</b>
ST ANNES NURSING CENTER		1,628	33	2%	<b>1,661</b>
UNIVERSITY OF ALABAMA AT BIRMINGHAM		1,605	48	3%	<b>1,653</b>
LPG COCONUT POINT		1,406	243	15%	<b>1,649</b>
PARAMOUNT URGENT CARE VILLAGES		1,067	580	35%	<b>1,647</b>
ELLENTON URGENT CARE		1,385	238	15%	<b>1,623</b>
CAREFAST MURABELLA		1,087	536	33%	<b>1,623</b>
LAKE BALDWIN		1,539	79	5%	<b>1,618</b>
BAPTIST HEALTH SOUTH FLORIDA - COUNTRY WALK URGENT CARE EXPRESS		1,369	248	15%	<b>1,617</b>
OPTEO LABORATORY		1,578	36	2%	<b>1,614</b>
MATRIX CLINICAL LABS (FORMERLY BIOCERNA LLC)	13	1,413	169	11%	<b>1,595</b>
PRIMARY CARE SOUTH INC		1,093	500	31%	<b>1,593</b>
MEDSTAR LABORATORY INC	8	1,581	1	0%	<b>1,590</b>
BREVARD HEALTH ALLIANCE INC, THE		1,481	106	7%	<b>1,587</b>
ASSURANCE SCIENTIFIC LABORATORIES	1	1,300	283	18%	<b>1,584</b>
MELBOURNE MEDICAL LABORATORY☐	2	1,367	205	13%	<b>1,574</b>
BAPTIST HEALTHCARE - JAY HOSPITAL	3	1,184	380	24%	<b>1,567</b>

# COVID-19: testing by laboratory

Data through May 18, 2021 verified as of May 19, 2021 at 09:25 AM

Data in this report are provisional and subject to change.

The numbers in the table below represent the number of Florida and non-Florida residents for whom test results were received by the Department of Health. A person can be tested by more than one laboratory and can have both positive and negative results. **Therefore, the sum of the numbers in each column will be larger than the total number of people tested.**

Reporting lab	Inconclusive	Negative	Positive	Percent positive	Total
UHEALTH CLINIC AT WALGREENS		1,259	296	19%	1,555
PALM BEACH ATLANTIC UNIVERSITY		1,502	52	3%	1,554
EUROFINS NTD, LLC		1,508	45	3%	1,553
NYU HOSPITALS CENTER CLINICAL LABORATORIES		1,500	49	3%	1,549
ACCESS MEDICAL LABS		784	759	49%	1,543
CARENOW URGENT CARE – FORT PIERCE		1,118	414	27%	1,532
ADDICTION LABS OF AMERICA	3	1,443	84	5%	1,530
INNOVATIVE TRANSFUSION MEDICINE, INC	11	1,336	179	12%	1,526
NORTH FLORIDA PEDIATRICS - LAKE CITY		1,294	229	15%	1,523
GROWING TOGETHER PEDIATRICS LLC		1,434	77	5%	1,511
SMA LAB	12	1,336	163	11%	1,511
CREEKSIDE CARE CENTER	1	1,321	188	12%	1,510
6TH MEDICAL GROUP - MCDILL AFB	3	1,396	107	7%	1,506
PALM BAY HOSPITAL CLINICAL LABORATORY		1,093	401	27%	1,494
TREASURE COAST MEDICAL ASSOCIATES INC		748	741	50%	1,489
PEDIATRICS OF CENTRAL FLORIDA PA	20	1,385	74	5%	1,479
NORTH OKALOOSA MEDICAL CENTER		1,115	356	24%	1,471
MINUTE CLINIC INCORPORATE		1,407	62	4%	1,469
ADVANCE MEDICAL OF NAPLES		327	1,124	77%	1,451
STEWART REFERENCE LABORATORY	1	896	547	38%	1,444
PROJECT HEALTH INC	4	1,231	208	14%	1,443
TEMPUS CLINICAL LABORATORY	10	1,274	156	11%	1,440
UHEALTH DEERFIELD BEACH/UMSYLVESTER DEERFIELD BEACH LABORATORY	3	1,380	55	4%	1,438
FAMILY HEALTH CENTERS OF SOUTHWEST FLORIDA INC		1,294	133	9%	1,427
PATIENTS CHOICE LABORATORIES		831	592	42%	1,423
COASTAL LABORATORIES	1	1,127	287	20%	1,415
AMELIA EXPRESS CARE	1	772	639	45%	1,412
BETHESDA HEALTH URGENT CARE		1,208	198	14%	1,406
USF MORSANI CENTER FOR ADVANCED HEALTH CARE		1,232	168	12%	1,400
CARE ONE OF FLORIDA LLC		1,042	347	25%	1,389
EAST LAKE PEDIATRICS		1,247	137	10%	1,384
PALM HARBOR PHARMACY		1,193	173	13%	1,366
ST PETERSBURG PEDIATRICS	1	1,232	127	9%	1,360
VAVA PARTNERS LLC		529	829	61%	1,358
ASCENSION ST VINCENT'S - SOUTHSIDE		1,308	49	4%	1,357
INTERLACHEN PEDIATRICS PA		1,291	66	5%	1,357
ADVANCED DIAGNOSTIC LABORATORY		1,298	47	3%	1,345
LAB24 INC	3	643	677	51%	1,323
NAPLES URGENT CARE	1	870	452	34%	1,323
XPRESS URGENT CARE	4	1,109	202	15%	1,315
HOLIDAY CVS LLC DBA CVSPHARMACY #5155		1,242	72	5%	1,314
HALIFAX MEDICAL CENTER-PORT ORANGE LAB		1,139	165	13%	1,304
NORTH FLORIDA PEDIATRICS-TALLAHASSEE	1	1,192	108	8%	1,301
INTERLACHEN PEDIATRICS		1,249	47	4%	1,296
SOLARIS HEALTHCARE PALATKA		1,189	106	8%	1,295
PENSACOLA PEDIATRICS PA - TIGER POINT	24	1,133	122	10%	1,279
COASTAL PEDIATRIC GROUP		1,108	163	13%	1,271

# COVID-19: testing by laboratory

Data through May 18, 2021 verified as of May 19, 2021 at 09:25 AM

Data in this report are provisional and subject to change.

The numbers in the table below represent the number of Florida and non-Florida residents for whom test results were received by the Department of Health. A person can be tested by more than one laboratory and can have both positive and negative results. **Therefore, the sum of the numbers in each column will be larger than the total number of people tested.**

Reporting lab	Inconclusive	Negative	Positive	Percent positive	Total
PROFESSIONAL HEALTH EXAMINERS DBA PROHEALTH	1	1,034	230	18%	1,265
FISHERMENS HOSPITAL CLINICAL LAB		1,164	100	8%	1,264
STAGEZERO LIFE SCIENCES INC	4	1,153	105	8%	1,262
BERNHARDT LABORATORIES	3	1,156	96	8%	1,255
ARCPPOINT LABS OF CORAL SPRINGS FL		992	252	20%	1,244
TYNDALL AIR FORCE BASE		1,011	225	18%	1,236
BREVARD HEALTH ALLIANCE		920	314	25%	1,234
LOOP PEDIATRICS PA	3	1,058	171	14%	1,232
CATALYST WALK IN CLINIC		988	243	20%	1,231
CLINICORE		1,124	91	7%	1,215
EPN URGENT CARE NAPLES	2	792	421	35%	1,215
ALTAMONTE MD		982	232	19%	1,214
MIDWAY SPECIATLY CARE CENTER	3	985	222	18%	1,210
LAB DOCTOR		1,055	142	12%	1,197
CLARITY LABS		1,083	109	9%	1,192
CAPE CANAVERAL HOSPITAL		868	314	27%	1,182
MILLER BIOCONNECT		1,068	94	8%	1,162
PROFESSIONAL HEALTH EXAMINERS		998	153	13%	1,151
NORTH FLORIDA MEDICAL GROUP		989	161	14%	1,150
PRIMARY CARE OF THE TREASURE COAST		1,004	137	12%	1,141
CAPSTONE HEALTHCARE		802	330	29%	1,132
GENEIQ		1,063	65	6%	1,128
MINUTECLINIC, LLC DBA MINUTECLINIC #4717		1,083	43	4%	1,126
VERITAS GENETICS	61	945	119	11%	1,125
SPRING HILL HEALTH AND REHABILITATION CENTER		1,094	28	2%	1,122
EMERALD COAST PEDIATRICS		1,058	57	5%	1,115
MINUTECLINIC LLC #3281		959	145	13%	1,104
LENCO MEDICAL LABORATORY		1,042	58	5%	1,100
XYZ LABORATORY	8	942	146	13%	1,096
CHILDRENS MEDICAL ASSOCIATION		1,006	88	8%	1,094
THE HEALTH CENTER OF PLANT CITY		1,010	82	8%	1,092
BHA CENTRAL COUNTY CLINIC		985	106	10%	1,091
PEDIATRIC HEALTHCARE ALLIANCE		1,029	58	5%	1,087
BAPTIST HEALTH - MD ANDERSON CANCER CENTER		1,074	6	1%	1,080
HENDRY REGIONAL MEDICAL CENTER CLINICAL LABORATORY		809	260	24%	1,069
WOODLANDS MEDICAL SPECIALISTS		798	270	25%	1,068
PENSACOLA PEDIATRICS	2	969	97	9%	1,068
NORTH FL SOUTH GA HCS-LAKE CITY		1,035	32	3%	1,067
AMERICAN FAMILY CARE PENSACOLA WEST		533	533	50%	1,066
EAST LAKE PEDIATRICS PA		968	95	9%	1,063
CVS HEALTH	1	838	222	21%	1,061
RAINBOW RIVER MEDICAL LABORATORY		978	83	8%	1,061
DEPT OF VA MEDICAL CENTER - MIAMI	10	1,001	48	5%	1,059
ADVENTHEALTH EXPRESS CARE AT WALGREENS		904	154	15%	1,058
C.W. BILL YOUNG VA MEDICAL CENTER	1	23	1,032	98%	1,056
24 HOUR PEDIATIC CARE CENTER	4	977	70	7%	1,051
NORTH SHORE LIJ URGENT CARE PC		985	60	6%	1,045

# COVID-19: testing by laboratory

Data through May 18, 2021 verified as of May 19, 2021 at 09:25 AM

Data in this report are provisional and subject to change.

The numbers in the table below represent the number of Florida and non-Florida residents for whom test results were received by the Department of Health. A person can be tested by more than one laboratory and can have both positive and negative results. **Therefore, the sum of the numbers in each column will be larger than the total number of people tested.**

Reporting lab	Inconclusive	Negative	Positive	Percent positive	Total
SOLARIS HEALTHCARE CHARLOTTE HARBOR		988	56	5%	<b>1,044</b>
JACKSONVILLE BEACH PEDIATRIC CARE CENTER□		967	74	7%	<b>1,041</b>
VRL EUROFINS - DALLAS		1,024	13	1%	<b>1,037</b>
Fernandina Beach Rehabilitation and Nursing Center	1	1,016	19	2%	<b>1,036</b>
COVANCE CLINICAL RESEARCH UNIT INC		1,006	27	3%	<b>1,033</b>
NORTH FLORIDA PEDIATRICS PA - SUWANNEE	3	893	131	13%	<b>1,027</b>
CONSULATE HEALTH CARE OF NEW PORT RICHEY	2	887	127	13%	<b>1,016</b>
SOUTHEAST ALABAMA MEDICAL CENT		953	61	6%	<b>1,014</b>
VERITOR		852	162	16%	<b>1,014</b>
E-LAB OF FLORIDA		923	90	9%	<b>1,013</b>
PHAROS HEALTH		756	257	25%	<b>1,013</b>
HISTOPATHOLOGY SERVICES, LLC		900	110	11%	<b>1,010</b>
DAIRY ROAD URGENT CARE	2	847	159	16%	<b>1,008</b>
CLINICAL ENTERPRISE, INC		980	25	2%	<b>1,005</b>
RESTORE HEALTH URGENT CARE		815	187	19%	<b>1,002</b>
APLS SERVICES LLC D/B/A CLEAR DIAGNOSTICS	14	966	20	2%	<b>1,000</b>
VIERA HOSPITAL, INC		805	192	19%	<b>997</b>
LAKELAND REGIONAL HEALTH - PWC/OB		36	954	96%	<b>990</b>
DEPARTMENT OF CLINICAL LABS	2	962	21	2%	<b>985</b>
UNIVERSITY OF WEST FLORIDA STUDENT HEALTH SERVICES	1	854	128	13%	<b>983</b>
CHURCH OF SCIENTOLOGY FLAG SERVICE ORGANIZATION		937	45	5%	<b>982</b>
MOORINGS PARK INSTITUTE, INC, THE		943	39	4%	<b>982</b>
PALM GARDEN OF PORT SAINT LUCIE		969	12	1%	<b>981</b>
CALHOUN LIBERTY HOSPITAL		809	169	17%	<b>978</b>
NORTH FLORIDA PEDIATRICS PA	2	853	117	12%	<b>972</b>
REDI MED LLC		785	182	19%	<b>967</b>
MEDICAL CENTER OF DELTONA, INC		831	133	14%	<b>964</b>
WELL HEALTH WORKS	23	858	79	8%	<b>960</b>
WHITE-WILSON MEDICAL CENTER - FORT WALTON BEACH		932	26	3%	<b>958</b>
TACACHALE CLINICAL LABORATORY	1	905	50	5%	<b>956</b>
Point of Care Testing	1	128	825	86%	<b>954</b>
PALACE NURSING HOME & REHAB CENTER		909	43	5%	<b>952</b>
MOLECULAR TESTING LABS		862	90	9%	<b>952</b>
LEE COUNTY EMERGENCY MEDICAL SERVICE	1	818	127	13%	<b>946</b>
FAST TRACK URGENT CARE CENTER		4	941	100%	<b>945</b>
GULF COAST VILLAGE		900	43	5%	<b>943</b>
Victoria Nursing and Rehabilitation Center		887	55	6%	<b>942</b>
ENCOMPASS HEALTH		916	22	2%	<b>938</b>
ABBOTT LABORATORIES		815	123	13%	<b>938</b>
NCHMD, INC SOUTHEAST IMMEDIATE CARE		738	200	21%	<b>938</b>
INTEGRITY LABORATORIES, LLC	4	767	165	18%	<b>936</b>
COASTAL PHYSICIANS, LLC		746	176	19%	<b>922</b>
GENE TOX WORLDWIDE	60	736	125	14%	<b>921</b>
DOCTOR'S MEMORIAL HOSPITAL		751	169	18%	<b>920</b>
BOND CLINIC PA PEDIATRICS DEPT		857	61	7%	<b>918</b>
EXPRESS PHARMACY		845	73	8%	<b>918</b>
TOTAL RENAL LABORATORIES INC DBA DAVITA LABS	1	783	125	14%	<b>909</b>



# COVID-19: testing by laboratory

Data through May 18, 2021 verified as of May 19, 2021 at 09:25 AM

Data in this report are provisional and subject to change.

The numbers in the table below represent the number of Florida and non-Florida residents for whom test results were received by the Department of Health. A person can be tested by more than one laboratory and can have both positive and negative results. **Therefore, the sum of the numbers in each column will be larger than the total number of people tested.**

Reporting lab	Inconclusive	Negative	Positive	Percent positive	Total
ANY LAB TEST NOW	2	627	278	31%	907
CLINICAL PATHOLOGY LABS INC		815	87	10%	902
WHITE WILSON MEDICAL CENTER PA - NAVARRE		771	130	14%	901
MINUTECLINIC LLC, #10357		888	6	1%	894
LIFE CARE CENTER OF NEW PORT RICHEY		851	40	4%	891
J AND G MEDICAL GROUP LLC		745	146	16%	891
FAMILY HEALTH CENTERS OF SWF LABS	2	765	124	14%	891
Tampa Lakes Health and Rehabilitation Center	2	815	73	8%	890
CRUCIAL CARE EMERGENCY MEDICINE DOCTORS		712	174	20%	886
MILLENIA ADVANCED SCIENTIFIC LLC		829	55	6%	884
CARITHERS PEDIATRIC GROUP		819	61	7%	880
AMERICAN MEDICAL RESPONSE		867	10	1%	877
PRIMARY CARE SERVICES AT ST ANDREWS ESTATES		872	3	0%	875
PRIMARY CARE SERVICES AT INDIAN RIVER ESTATES		844	26	3%	870
RUSKIN HEALTH CENTER	1	589	280	32%	870
AFC URGENT CARE CLEARWATER	1	182	686	79%	869
WATSON THERAPEUTICS INC	1	824	39	5%	864
CITY MEDICAL OF NEW JERSEY, PC		787	77	9%	864
POINT WASHINGTON MEDICAL CLINIC	1	651	212	25%	864
ADVENTHEALTH MEDICAL GROUP PROMPT CARE		631	231	27%	862
PRINCIPLE LABORATORY	8	831	23	3%	862
Southern Oaks Care Center	1	815	38	4%	854
CENTRAL FLORIDA HEALTH CARE INC		727	124	15%	851
FLORIDA GULF COAST UNIVERSITY		654	197	23%	851
PALM GARDEN OF VERO BEACH		798	51	6%	849
BRISTOL AT TAMPA, THE	4	822	22	3%	848
PEDIATRIC HEALTHCARE ALLIANCE PA		783	63	7%	846
AUGUSTUS LABS LLC		696	148	18%	844
EMED LABS, LLC	3	820	19	2%	842
VALENCIA HILLS HEALTH AND REHABILITATION CENTER		812	18	2%	830
PEBBLEBROOK PHARMACY	1	689	139	17%	829
MEDONE URGENT CARE CENTER		604	224	27%	828
DYNIX DIAGNOSTICS	2	538	284	34%	824
VITAS HEALTHCARE CORPORATION OF FLA	1	812	6	1%	819
FLORIDA HOSPITAL ORLANDO		743	74	9%	817
FLAGLER COUNTY HEALTH DEPARTMENT	3	634	179	22%	816
THE PRESERVE		798	17	2%	815
GOLDEN GATE FAMILY CLINIC		332	482	59%	814
ASAP LABS LLC	7	655	151	19%	813
BUFFALO CROSSING HEALTHCARE & REHABILITATION CTR		794	19	2%	813
ADVENT HEALTH - DELTONA ER		673	139	17%	812
BOND AND STEELE CLINIC PA		600	212	26%	812
ASCENSION ST VINCENT'S - CLAY		775	35	4%	810
LIFEBRITE	2	571	232	29%	805
ORANGE BLOSSOM FAMILY HEALTH		752	48	6%	800
NITE LITE PEDIATRICS		234	564	71%	798
NONE		308	489	61%	797

# COVID-19: testing by laboratory

Data through May 18, 2021 verified as of May 19, 2021 at 09:25 AM

Data in this report are provisional and subject to change.

The numbers in the table below represent the number of Florida and non-Florida residents for whom test results were received by the Department of Health. A person can be tested by more than one laboratory and can have both positive and negative results. **Therefore, the sum of the numbers in each column will be larger than the total number of people tested.**

Reporting lab	Inconclusive	Negative	Positive	Percent positive	Total
TELESCOPE HEALTH LLC	4	671	121	15%	796
ETHOS WELLNESS PHARMACY		737	52	7%	789
SEMINOLE NURSING PAVILION		780	8	1%	788
ORLANDO HEALTH AND REHAB CENTER		739	45	6%	784
DXTERITY DIAGNOSTICS	3	732	45	6%	780
PEDIATRICS IN BREVARD PA		708	70	9%	778
WILLOWBROOKE COURT AT EDGEWATER POINTE ESTATES		765	9	1%	774
SAINTS 120 LLC	1	738	34	4%	773
VENICE REGIONAL BAYFRONT HEALTH (PULMONARY)		637	135	17%	772
MOUNT SINAI LABORATORY		735	37	5%	772
MANOR CARE HEALTH SERVICES - FT MYERS		742	30	4%	772
LIFE CARE CENTER OF PENSACOLA		718	51	7%	769
RAINBOW PEDIATRIC CENTER PA		719	47	6%	766
PALM GARDEN OF CLEARWATER		748	18	2%	766
Crestview Rehabilitation Center	5	632	129	17%	766
KENDALL HEALTHCARE PROPERTIES DBA	2	731	30	4%	763
BOCA GRANDE HEALTH CLINIC		715	41	5%	756
MAIN STREET MEDICAL CENTER		226	529	70%	755
HEARTLAND PEDIATRICS OF LAKE WALES		676	79	10%	755
NORTHEAST FLORIDA NEUROLOGY CLINICS, INC		637	113	15%	750
LIFE CARE CENTER OF ORANGE PARK		713	34	5%	747
ADVENT HEALTH LAB - ORLANDO		434	312	42%	746
SANTA ROSA MEDICAL GROUP		575	166	22%	741
CARE ONE OF FLORIDA	1	555	185	25%	741
ARTHREX MEDICAL CENTER	1	577	160	22%	738
BALDWIN PEDIATRICS	1	702	35	5%	738
EDEN SPRINGS NURSING AND REHAB CENTER		624	112	15%	736
MANOR PINES CONVALESCENT CENTER LLC	1	710	24	3%	735
ADVENT HEALTH - WESTCHASE ER		644	89	12%	733
GULF COAST MOLECULAR LABORATORIES	13	609	110	15%	732
NATURE COAST MEDICAL GROUP		599	132	18%	731
FORT MYERS INTERNAL MEDICINE, LLC		658	70	10%	728
JOHN KNOX VILLAGE HEALTH CENTER		691	32	4%	723
DIAMOND RIDGE HEALTH AND REHABILITATION		687	36	5%	723
DISNEY COVID TEST SITE		703	17	2%	720
SOUTHERN LABORATORY SERVICES OF NWF		680	39	5%	719
NCH HEALTHCARE SYSTEM MICROBIOLOGY LAB		2	716	100%	718
MEDONE URGENT CARE AT ST. AUGUSTINE		259	458	64%	717
OCALA FAMILY MEDICAL CENTER INC	2	621	94	13%	717
CLIFFORD CHESTER SIMS STATE VETERANS		704	13	2%	717
VETERANS AFFAIRS MEDICAL CENTER	1	45	670	94%	716
PALM GARDEN OF OCALA	4	610	102	14%	716
NCH HEALTHCARE BONITA		570	145	20%	715
SUWANNEE HEALTH AND REHABILITATION CENTER		709	5	1%	714
BAPTIST PRIMARY CARE	2	585	127	18%	714
NAIA		710	1	0%	711
QUALITOX LABORATORIES		518	190	27%	708



# COVID-19: testing by laboratory

Data through May 18, 2021 verified as of May 19, 2021 at 09:25 AM

Data in this report are provisional and subject to change.

The numbers in the table below represent the number of Florida and non-Florida residents for whom test results were received by the Department of Health. A person can be tested by more than one laboratory and can have both positive and negative results. **Therefore, the sum of the numbers in each column will be larger than the total number of people tested.**

Reporting lab	Inconclusive	Negative	Positive	Percent positive	Total
FLORIDA HOSPITAL WAUCHULA		542	164	23%	706
GRAND COURT TAMPA		702	4	1%	706
EMERALD SHORES HEALTH AND REHABILITATION		604	102	14%	706
AFC URGENT CARE		269	436	62%	705
CHILDRENS CLINIC WEST FLORIDA PEDIATRICS		647	56	8%	703
Signature HealthCare Center of Waterford		664	37	5%	701
HOLMES REGIONAL MEDICAL CENTER		11	689	98%	700
FHMG FLORIDA HOSPITAL MEDICAL GROUP	1	652	46	7%	699
VITAS HEALTHCARE CORP OF CENTRAL FL		673	26	4%	699
PALM BEACH COUNTY FIREFIGHTERS HEALTH CLINIC, LLC		597	99	14%	696
MAYFLOWER ASSISTED LIVING		688	7	1%	695
PREMIER MEDICAL LABORATORY SERVICES	2	468	225	32%	695
ADVENT HEALTH - TIMBERRIDGE ER		590	104	15%	694
RIVER GARDEN HEBREW HOME FOR THE AGED		635	58	8%	693
QUOTIENT SCIENCES		665	24	3%	689
AMERICA'S PHARMACY LLC		608	81	12%	689
MEDICAL FP – WHOLE FAMILY HEALTH CENTER		569	120	17%	689
ADVENTHEALTH MEDICAL GROUP PROMPT CAR	1	503	183	27%	687
GOLDEN GLADES NURSING & REHABILITATION CTR		649	35	5%	684
SIGNATURE HEALTHCARE OF BROOKWOOD GARDENS		673	11	2%	684
NAPLES CHILDREN'S URGENT CARE		600	81	12%	681
PHYSICIANS PRIMARY CARE OF SOUTHWEST FLORIDA	1	650	29	4%	680
SHORE ACRES CARE CENTER		635	40	6%	675
MICHAEL A MIDDLETON MD PA□		642	33	5%	675
TREE HOUSE PEDIATRICS PLLC		606	68	10%	674
MINI ER ADULT AND PEDIATRIC URGENT CARE		574	98	15%	672
Plantation Bay Rehabilitation Center		648	24	4%	672
ORLANDO ORTHOPAEDIC OUTPATIENT SURGERY CENTER LLC		666	4	1%	670
CLEWISTON NURSING AND REHABILITATION CENTER		656	14	2%	670
PALM GARDEN OF TAMPA		635	33	5%	668
LIFE CARE CENTER OF HILLIARD		641	22	3%	663
ST JOHN'S NURSING CENTER		637	25	4%	662
SABAL PALMS HEALTH AND REHAB		601	61	9%	662
NSPIRE HEALTHCARE MIAMI LAKES	8	637	15	2%	660
HMA SANTA ROSA MEDICAL CENTER LLC DBA		537	123	19%	660
WILLOW BROOKE COURT AT INDIAN RIVER ESTATES		611	45	7%	656
POINT OF CARE TESTING SITE		630	26	4%	656
MAVERICK LABS		461	191	29%	652
MID-FLORIDA PATHOLOGY		483	167	26%	650
HARBOUR HEALTH CENTER		627	19	3%	646
MANOR CARE NURSING CENTER OF SARASOTA FL LLC□		556	88	14%	644
VETERANS AFFAIRS MEDICAL CENTER - JAMES A HALEY			643	100%	643
SOLARIS HEALTHCARE BAYONET POINT		617	21	3%	638
SOLARIS HEALTHCARE LAKE CITY		535	103	16%	638
FLORIDA HOSPITAL MEDICAL GROUP		375	263	41%	638
ADDINGTON PLACE AT WELLINGTON GREEN		626	11	2%	637
BALDOMERO LOPEZ STATE VETERANS NURSING HOME	2	629	6	1%	637

# COVID-19: testing by laboratory

Data through May 18, 2021 verified as of May 19, 2021 at 09:25 AM

Data in this report are provisional and subject to change.

The numbers in the table below represent the number of Florida and non-Florida residents for whom test results were received by the Department of Health. A person can be tested by more than one laboratory and can have both positive and negative results. **Therefore, the sum of the numbers in each column will be larger than the total number of people tested.**

Reporting lab	Inconclusive	Negative	Positive	Percent positive	Total
CHILDRENS MEDICAL ASSOCIATION PA		567	70	11%	637
EXPRESS URGENT CARE LLC		1	636	100%	637
FLORIDA DEPARTMENT OF HEALTH IN CALHOUN COUNTY		491	145	23%	636
CONTINENTAL CLINICAL RESEARCH, LLC		557	75	12%	632
CareATC - Jackson	120	464	46	7%	630
INTERNAL MEDICINE & PEDIATRICS OF TAMPA BAY PA		550	80	13%	630
PHYSICIANS PRIMARY CARE LAB	1	552	77	12%	630
SEBASTIAN RIVER MEDICAL CENTER	3	444	181	29%	628
CONSULATE HEALTHCARE OF VERO BEACH	14	531	83	13%	628
AFC URGENT CARE FAMILY CARE			627	100%	627
BODYK		612	13	2%	625
DAVITA LABS	4	613	7	1%	624
WELL-BEING MEDICAL CENTER PLLC		564	60	10%	624
PALM GARDEN OF ORLANDO		590	34	5%	624
VILLA MARIA NURSING & REHAB CENTER INC	1	604	17	3%	622
PIONEER CLINICAL LAB LLC		509	112	18%	621
THERADOC		152	464	75%	616
SUNSHINE URGENT CARE LLC		459	157	25%	616
PALMETTO FAMILY HEALTHCARE	1	399	211	35%	611
AFC URGENT CARE SEMINOLE	1		610	100%	611
HOLY CROSS HOSPITAL		13	598	98%	611
The Manor at Blue Water Bay		544	63	10%	607
ANCIENT CITY PEDIATRICS	1	580	26	4%	607
BONIFAY NURSING AND REHAB CENTER		572	33	5%	605
FLORIDA STATE HOSPITAL CLINICAL LABORATORY		602	3	0%	605
FOUNTAIN MANOR HEALTH AND REHAB CENTER	1	582	22	4%	605
HOPE HOSPICE AND COMMUNITY SERVICES INC	14	567	21	3%	602
CLINICAL LABS OF HAWAII		598	4	1%	602
MORSELIFE MEMORY CARE RESIDENCE		592	10	2%	602
HEALTH CENTER AT BRENTWOOD	1	553	47	8%	601
FLORIDA HOSPITAL HEARTLAND MED CTR LAKE PLACID		477	124	21%	601
HOSPICE OF THE FLORIDA SUNCOAST,THE		591	10	2%	601
DASCENA, INC	3	537	60	10%	600
MANOR OAKS NURSING & REHAB CENTER	5	593	2	0%	600
PATIENTS FIRST - MAHAN DRIVE		164	436	73%	600
NEW YORK HOSPITAL LABORATORIES	1	583	16	3%	600
NORTH FLORIDA RETIREMENT VILLAGE		595	5	1%	600
INNOVATIVE GENOMICS, LLC	10	542	46	8%	598
DBI HEALTH INC		580	16	3%	596
URGENT CARE EXPRESS LLC		235	360	61%	595
UNIVERSITY OF TAMPA INC, THE		572	21	4%	593
BROOKDALE FORT MYERS CYPRESS LAKE		590	2	0%	592
DOH – INDIAN RIVER		491	101	17%	592
ENCOMPASS HEALTH REHABILITATION HOSPITAL OF SUNRISE	8	575	8	1%	591
LAUDERDALE NURSING CENTER LLC	1	569	19	3%	589
SHORELINE PHYSICIAN GROUP		364	223	38%	587
AFC URGENT CARE TYRONE		4	582	99%	586

# COVID-19: testing by laboratory

Data through May 18, 2021 verified as of May 19, 2021 at 09:25 AM

Data in this report are provisional and subject to change.

The numbers in the table below represent the number of Florida and non-Florida residents for whom test results were received by the Department of Health. A person can be tested by more than one laboratory and can have both positive and negative results. **Therefore, the sum of the numbers in each column will be larger than the total number of people tested.**

Reporting lab	Inconclusive	Negative	Positive	Percent positive	Total
PARTICLE THEORY LABS		558	25	4%	583
PORT SAINT LUCIE HOSPITAL		573	10	2%	583
DIGNITY HEALING, LLC		561	19	3%	580
CONSULATE HEALTH CARE OF BAYONET POINT	4	558	18	3%	580
WEST GABLES HEALTH CARE CENTER		569	11	2%	580
EMERALD COAST PEDIATRICS & ADOL		512	67	12%	579
OCEAN BIOSCIENCES		566	12	2%	578
PLANT CITY PEDIATRICS	1	464	113	20%	578
BENTON PEDIATRICS INC		519	58	10%	577
LIFE CARE CENTER OF WINTER HAVEN		557	20	3%	577
PEDIATRIC ASSOCIATES OF OCALA PA		534	42	7%	576
FIRST CHOICE PEDIATRICS		455	120	21%	575
PEDIATRICS BY THE SEA		538	37	6%	575
Solaris Healthcare Daytona	2	521	52	9%	575
PALM GARDEN OF WINTER HAVEN	3	555	16	3%	574
PREMIER MEDICAL CENTER LLC	11	534	28	5%	573
MEDICAL VB		451	121	21%	572
LORI MCAULIFFE MD PA		522	50	9%	572
TENNESSEE DOH - NASHVILLE	2	504	66	12%	572
NURSING PLUS OF BROWARD LLC	1	547	23	4%	571
RICARDO NAVARRO DO PA		481	90	16%	571
ECCOLAB GROUP	1	149	420	74%	570
THE VILLAGES REGIONAL HOSPITAL FREESTANDING		518	52	9%	570
NORTH FLORIDA REHABILITATION & SPECIALTY CARE☐		560	10	2%	570
BAPTIST PRIMARY CARE, INC		534	32	6%	566
ARCPOINTS LABS		492	71	13%	563
MEMORIAL PEMBROKE 24/7 CARE CENTER		434	129	23%	563
JAMES A HALEY VETERANS HOSPITAL		1	562	100%	563
VETERANS AFFAIRS MEDICAL CENTER - BAY PINES		19	543	97%	562
University Crossing		560	2	0%	562
PALM GARDEN OF JACKSONVILLE☐	2	480	80	14%	562
NEMOURS CHILDERN'S HOSPITAL		453	108	19%	561
CHAUTAUQUA REHABILITATION AND NURSING CENTER		549	12	2%	561
PENSACOLA PEDIATRICS MILTON		500	61	11%	561
MIDWAY SPECIALTY CARE CENTER	3	442	114	20%	559
CITRUS NURSING CENTER LLC		511	47	8%	558
BROWARD PARTNERSHIP	6	543	8	1%	557
VETERANS AFFAIRS MEDICAL CENTER - GAINESVILLE		3	553	99%	556
Good Samaritan Society Kissimmee Village		488	67	12%	555
GEORGIA PUBLIC HEALTH LABORATORY		517	38	7%	555
CARENOW	2	314	237	43%	553
The Sands at South Beach		549	4	1%	553
THE PALACE AT HOMESTEAD	1	530	21	4%	552
GANDY CROSSING CARE CENTER	1	530	20	4%	551
MEDIPATH PATHOLOGY SERVICES		108	442	80%	550
EXPERTUS LABORATORIES INC		448	102	19%	550
ATLANTIC SHORES NURSING AND REHAB CENTER	1	534	13	2%	548

# COVID-19: testing by laboratory

Data through May 18, 2021 verified as of May 19, 2021 at 09:25 AM

Data in this report are provisional and subject to change.

The numbers in the table below represent the number of Florida and non-Florida residents for whom test results were received by the Department of Health. A person can be tested by more than one laboratory and can have both positive and negative results. **Therefore, the sum of the numbers in each column will be larger than the total number of people tested.**

Reporting lab	Inconclusive	Negative	Positive	Percent positive	Total
VITAE DIAGNOSTICS		534	13	2%	547
HERON POINTE HEALTH AND REHABILITATION	1	543	3	1%	547
Consulate Health Care of North Fort Myers		534	13	2%	547
NCF DIAGNOSTICS & DNA TECHNOLOGIES	15	213	318	58%	546
STEWARD SEBASTIAN RIVER MEDICAL CENTER		487	57	10%	544
COASTAL URGENT CARE		428	116	21%	544
JACKSON MEMORIAL LONG TERM CARE CENTER		508	36	7%	544
DOCTORS CENTER,THE		432	111	20%	543
KINDRED HOSPITAL	10	511	22	4%	543
LITTLE PINE PEDIATRICS PLLC	3	477	61	11%	541
MANOR AT CARPENTERS		508	32	6%	540
MAGNOLIA FAMILY URGENT CARE		488	51	9%	539
METROPOLITAN HOSPITAL CENTER		528	9	2%	537
LIFE CARE CENTER OF PALM BAY□		509	28	5%	537
FLOMEDILAB		301	236	44%	537
WHITE-WILSON MEDICAL CENTER - NICEVILLE		485	51	10%	536
ORLANDO HEALTH CENTER FOR REHABILITATION		520	15	3%	535
TRINITY REGIONAL REHAB CENTER		501	33	6%	534
SANDBAY URGENT CARE		433	100	19%	533
CLERMONT HEALTH AND REHABILITATION CENTER		499	33	6%	532
MOOSEHAVEN HEALTH CENTER		474	58	11%	532
FLORIDA DEPARTMENT OF HEALTH CLAY COUNTY	1	429	101	19%	531
BROOKSVILLE HEALTHCARE CENTER LLC□		514	17	3%	531
JACKSON MEMORIAL PERDUE MEDICAL CENTER		502	29	5%	531
LIFE HOPE LABS, LLC		510	19	4%	529
MED FAST URGENT CARE CENTER		260	269	51%	529
ORLANDO VA MEDICAL CENTER		2	527	100%	529
MEDICAL CENTER CLINIC-IMMEDIATE CARE	1	423	104	20%	528
STARKE FAMILY MEDICAL CENTER		433	95	18%	528
SUSANNA WESLEY HEALTH CENTER		490	37	7%	527
THE SPRINGS AT BOCA CIEGA BAY		516	11	2%	527
Palm Garden of Largo		522	4	1%	526
SOLARIS HEALTHCARE OSCEOLA		500	25	5%	525
MEMPHIS PATHOLOGY LABORATORY	5	496	24	5%	525
PARKLANDS FACILITY INC	4	479	42	8%	525
ENZO CLINICAL LABS INC	3	496	26	5%	525
HILLCREST HEALTH CARE & REHABILITATION CENTER	3	507	15	3%	525
NEW PLANT CITY FAMILY CARE	1	290	234	45%	525
ST CLOUD REGIONAL MEDICAL CENTER CLINICAL LAB		394	130	25%	524
Solaris HealthCare Windermere		491	33	6%	524
COLLIER COUNTY JAIL		519	3	1%	522
AMBULATORY SURGERY CENTER OF BOCA RATON LTD		518	4	1%	522
Ocala Health and Rehabilitation Center		494	25	5%	519
WIMAUMA COMMUNITY HEALTH CENTER		429	89	17%	518
PINES OF SARASOTA		509	9	2%	518
NEW YORK PRESBYTERIAN - CUMC CLINICAL		497	20	4%	517
BHA TITUSVILLE CLINIC		481	35	7%	516



# COVID-19: testing by laboratory

Data through May 18, 2021 verified as of May 19, 2021 at 09:25 AM

Data in this report are provisional and subject to change.

The numbers in the table below represent the number of Florida and non-Florida residents for whom test results were received by the Department of Health. A person can be tested by more than one laboratory and can have both positive and negative results. **Therefore, the sum of the numbers in each column will be larger than the total number of people tested.**

Reporting lab	Inconclusive	Negative	Positive	Percent positive	Total
TIDEWELL HOSPICE INC	2	507	7	1%	516
PW WINDERMERE SUBTENANT LLC		511	4	1%	515
MEDFAST URGENT CARE CENTERS		231	283	55%	514
LA MER NH LLC□		506	8	2%	514
ASSOCIATESMD MEDICAL GROUP INC		436	77	15%	513
UNIVERSITY OF CENTRAL FLORIDA HEALTH SERVICES		490	23	4%	513
GOOD SAMARITAN CENTER		509	3	1%	512
OKEECHOBEE COUNTY HEALTH DEPT	1	374	137	27%	512
SAMANTHA WILSON CARE CENTER	4	496	12	2%	512
BOULEVARD REHABILITATION CENTER		495	16	3%	511
AZALEA TRACE PHYSICIAN SERVICES		504	7	1%	511
Heartland Healthcare of Ft. Myers	1	506	3	1%	510
TUSKAWILLA NURSING AND REHAB CENTER	2	500	8	2%	510
VITAS HEALTHCARE CORPORATION		505	5	1%	510
SOLARIS HEALTHCARE MERRITT ISLAND		447	62	12%	509
FLO-MEDILAB SERVICES LLC		195	311	61%	506
FAIRWAY OAKS CENTER LLC	6	493	6	1%	505
ASCEND CLINICAL	7	415	82	16%	504
VILLAGE DOCTORS OF KEYSTONE		401	102	20%	503
MEDSCAN LABORATORY INC	1	284	218	43%	503
Darcy Hall Of Life Care		488	14	3%	502
ADVENTHEALTH EXPRESS CARE AT		417	84	17%	501
Cypress Cove Care Center		400	101	20%	501
VIERA VA OPC		491	10	2%	501
CLINICAL PATHOLOGY LABS		388	112	22%	500
Colonial Lakes Health Care		453	46	9%	499
PALM BEACH PEDIATRICS PA	2	432	65	13%	499
Parkview Rehabilitation Center at Winter Park		487	10	2%	497
Williston Care Center		433	64	13%	497
AMEERAH LABS, LLC	2	406	89	18%	497
VITAS LUTHERAN TOWERS INPATIENT PROGRAM		429	65	13%	494
EPN URGENT CARE		83	410	83%	493
HOLISTIX TREATMENT CENTERS		482	11	2%	493
ELLENTON PEDIATRICS		473	19	4%	492
Quest Diag Unspecfd	1	326	164	33%	491
Manatee Springs Rehabilitation and Nursing Center		470	20	4%	490
MOBILE MEDICAL ASSOCIATES PL	17	420	52	11%	489
FLETCHER HEALTH AND REHABILITATION CENTER		484	3	1%	487
FAMILY EXPRESS URGENT CARE		5	481	99%	486
Life Care Center of Punta Gorda	1	470	15	3%	486
HARTS HARBOR HEALTH CARE CENTER		457	24	5%	481
ONESTOP MEDICAL AND URGENT CARE LLC		415	66	14%	481
Santa Rosa Center for Rehabilitation and Healing		409	72	15%	481
Bayside Care Center	1	459	21	4%	481
SEASIDE HEALTH AND REHABILITATION CENTER		416	63	13%	479
NAVAL HOSPITAL - JACKSONVILLE		138	341	71%	479
AYERS HEALTH & REHABILITATION CENTER		472	7	1%	479

# COVID-19: testing by laboratory

Data through May 18, 2021 verified as of May 19, 2021 at 09:25 AM

Data in this report are provisional and subject to change.

The numbers in the table below represent the number of Florida and non-Florida residents for whom test results were received by the Department of Health. A person can be tested by more than one laboratory and can have both positive and negative results. **Therefore, the sum of the numbers in each column will be larger than the total number of people tested.**

Reporting lab	Inconclusive	Negative	Positive	Percent positive	Total
Q ANSWER LAB	1	414	63	13%	478
HEALTHY STEPS PEDIATRICS		425	52	11%	477
ADVENTHEALTH EXPRESS CARE AT WALGREENS 49TH STREET		405	71	15%	476
FAMILY CARE PARTNERS OF NORTHEAST FLORIDA LLC		396	79	17%	475
HARDEE COUNTY HEALTH DEPARTMENT		386	89	19%	475
MARION AND BERNARD L SAMSON NURSING CENTER		469	4	1%	473
PEDIATRIC HEALTH CARE ALLIANCE, PA		430	43	9%	473
ST PETERSBURG PEDIATRICS-SEMINOLE BLVD		398	73	15%	471
MANOR CARE OF BOYNTON BEACH LLC		447	24	5%	471
BAPTIST HEALTH URGENT CARE AT PLANTATION		400	69	15%	469
NTD_EUROFINS_AIMS		429	40	9%	469
HEALTHWORKS MED GROUP OF FLORIDA PA	3	457	9	2%	469
BROOKDALE LAKE TAVARES		460	8	2%	468
ABBEY DELRAY		461	7	1%	468
AVANTE AT OCALA INC	5	431	32	7%	468
SIGNATURE HEALTHCARE OF NORTH FLORIDA		462	5	1%	467
UNIVERSITY OF TAMPA STUDENT HEALTH AND SHC CLINICAL LABORATORY		298	168	36%	466
MANORCARE HEALTH SERVICES - VENICE		410	56	12%	466
BROOKDALE PALMER RANCH	1	407	57	12%	465
XPRESS URGENT CARE- PORT ST. LUCIE		311	154	33%	465
TREASURE COAST COMMUNITY HEALTH	3	384	76	16%	463
ORCHARD PARK HEALTH & REHABILITATION		455	6	1%	461
RENAISSANCE AT THE TERRACES		453	8	2%	461
THE PALACE MANAGEMENT - THE PALACE AT CORAL GABLES		458	3	1%	461
SPECIALTY HEALTH AND REHABILITATION CENTER		429	32	7%	461
PALM GARDEN OF WEST PALM BEACH☐	4	440	16	3%	460
INDIAN RIVER CTR, LLC		407	52	11%	459
ST PETERSBURG PEDIATRICS-PARK BLVD		417	42	9%	459
BLOUNTSTOWN REHABILITATION CENTER LLC		350	108	24%	458
RITECARE MEDICAL CENTER		367	90	20%	457
SANFORD LABORATORIES		413	43	9%	456
NATIONS BEST FAMILY HEALTH CARE		269	187	41%	456
PORT CHARLOTTE HMA		406	49	11%	455
CLARIDGE HOUSE NURSING CENTER		437	18	4%	455
WATERMARK LAKE POINTE WOODS LLC		435	18	4%	453
PRO HEALTH		204	249	55%	453
ST ANDREWS BAY SKILLED NURSING &		391	61	13%	452
Destin Healthcare and Rehabilitation Center	1	411	40	9%	452
ROLLINS COLLEGE WELLNESS CENTER		130	322	71%	452
DIAGNOSTIC & CLINICAL CARE SERVICES INC DBA		358	90	20%	448
SMA SPECIALTY MEDICAL LAB		120	327	73%	447
PENSACOLA PEDIATRICS, PA		427	19	4%	446
WALGREENS 3173		406	40	9%	446
DIAMOND RIDGE HEALTH AND REHABILITATION CENTER		424	22	5%	446
TAMARAC REHABILITATION & HEALTH CENTER		438	6	1%	444
EMERITUS AT NAPLES	2	441	1	0%	444
CHEEK AND SCOTT DRUGS INC		368	73	17%	441



# COVID-19: testing by laboratory

Data through May 18, 2021 verified as of May 19, 2021 at 09:25 AM

Data in this report are provisional and subject to change.

The numbers in the table below represent the number of Florida and non-Florida residents for whom test results were received by the Department of Health. A person can be tested by more than one laboratory and can have both positive and negative results. **Therefore, the sum of the numbers in each column will be larger than the total number of people tested.**

Reporting lab	Inconclusive	Negative	Positive	Percent positive	Total
FLORIDA HEART & VASCULAR MULTISPECIALTY GROUP PA		337	103	23%	440
ORCHARD RIDGE CARE AND REHABILITATION CENTER		421	19	4%	440
PruittHealth Panama City	1	373	65	15%	439
ABBOTT DIAGNOSTICS		409	29	7%	438
Bardmoor Oaks Healthcare and Rehabilitation Center		422	14	3%	436
HEALTH CENTRAL PARK		368	68	16%	436
BAPTIST PRIMARY CARE INC	1	407	28	6%	436
APP-UNIPATH, LLC	2	417	16	4%	435
Solaris Healthcare Lake Bennet		395	38	9%	433
Life Care Center of Ocala		362	70	16%	432
PEACHTREE IMMEDIATE CARE		364	67	16%	431
AVECINA MEDICAL JULINGTON	1	240	189	44%	430
FLORIDA DEPT OF HEALTH IN BREVARD COUNTY	3	364	63	15%	430
SUN COUNTRY PEDIATRICS PLLC	9	384	37	9%	430
MADISON FACILITY INC		421	8	2%	429
LUIS A GHIGLINO MD PA		416	12	3%	428
HCSO OCCUPATIONAL HEALTH AND WELLNESS CENTER		344	83	19%	427
ARCPOINT LABS OF ST PETERSBURG		336	91	21%	427
SUNLAND MARIANNA COX MEDICAL CENTER		383	43	10%	426
BAY VILLAGE OF SARASOTA INC		423	3	1%	426
MY HEALTHY BLUEPRINT BY BAPTIST HEALTH CARE		356	69	16%	425
Bay Breeze Senior Living and Rehabilitation Center		371	53	13%	424
PALMS OF SEBRING		386	38	9%	424
FLORIDA DEPARTMENT OF HEALTH IN LIBERTY COUNTY	3	324	97	23%	424
RAPID RELIABLE TESTING NY LLC		411	12	3%	423
SABAL DIRECT PRIMARY CARE, PA		339	84	20%	423
LEHIGH REGIONAL MEDICAL CENTER LAB	2	372	47	11%	421
The Care Center at Pinellas Park	1	406	14	3%	421
GARCIA CLINICAL LABORATORY		28	392	93%	420
PALMS REHABILITATION AND HEALTHCARE CENTER		379	40	10%	419
BARTON HEALTH ALLIANCE	3	367	49	12%	419
BRIDGEWATER PARK HEALTH AND REHAB	3	382	34	8%	419
ROSEWOOD HEALTH AND REHABILITATION CENTER		389	29	7%	418
PEDIATRICS IN BREVARD PA- ROCKLEDGE		370	47	11%	417
MINUTECLINIC LLC #3671		372	45	11%	417
HEALTH PARK CARE CENTER		410	7	2%	417
HARDEE MANOR HEALTH CARE CENTER	1	412	4	1%	417
KEY LARGO - LARGO CARGO		379	38	9%	417
FLORIDA DEPARTMENT OF HEALTH		361	54	13%	415
LIFE CARE PONTE VEDRA INC		402	12	3%	414
STUART - FAIRGROUNDS		364	49	12%	413
Timberidge Center for Rehabilitation and Healing		378	35	8%	413
UR MEDICINE LABS- CENTRAL LABORATORY		386	26	6%	412
LASER & SURGERY CENTER OF THE PALM BEACHES		409	2	0%	411
NAPHCARE, INC AT MANATEE COUNTY JAIL		384	26	6%	410
BAYSHORE DIAGNOSTICS		362	46	11%	408
Solaris Healthcare Coconut Creek		397	11	3%	408

# COVID-19: testing by laboratory

Data through May 18, 2021 verified as of May 19, 2021 at 09:25 AM

Data in this report are provisional and subject to change.

The numbers in the table below represent the number of Florida and non-Florida residents for whom test results were received by the Department of Health. A person can be tested by more than one laboratory and can have both positive and negative results. **Therefore, the sum of the numbers in each column will be larger than the total number of people tested.**

Reporting lab	Inconclusive	Negative	Positive	Percent positive	Total
Vi at Lakeside Village Skilled Nursing		393	15	4%	408
CENTRAL FLORIDA HEALTH SERVICES		358	49	12%	407
TIDE LABORATORIES		362	45	11%	407
GENETIC TECHNOLOGICAL INNOVATIONS, LLC		392	14	3%	406
HENDRY REGIONAL MEDICAL CENTER		119	287	71%	406
ENCOMPASS HEALTH REHABILITATION OF SEA PINES		404	2	0%	406
BAPTIST HEALTH SOUTH FLORIDA - WEST BOCA URGENT CARE		339	67	17%	406
ELMCROFT PINECREST	1	376	27	7%	404
TRI-COUNTY NURSING AND REHABILITATION CENTER INC		389	15	4%	404
Life Care Center at Inverrary		392	10	2%	402
Coastal Health and Rehabilitation Center		390	12	3%	402
OCEAN VIEW NURSING AND REHAB CENTER		379	22	5%	401
JACKSONVILLE VA UNIVERSITY OPC	4	383	13	3%	400
WALGREENS 4915	1	359	40	10%	400
MEDFAST URGENT CARE CENTER		167	231	58%	398
ST JOSEPH'S HOSPITAL LABORATORY		2	396	99%	398
ADVANCED AMBULATORY SURGERY CENTER		384	14	4%	398
AVON PARK PEDIATRICS INC	3	352	42	11%	397
JACKSONVILLE KIDS PEDIATRICS, PLLC		362	35	9%	397
VILLAGE PLACE NH LLC		347	49	12%	396
EXCEL PEDIATRICS		336	58	15%	394
FAMILY MEDICAL CARE OF PALM BEACH		281	113	29%	394
MINI ER AND URGENT CARE		289	105	27%	394
MANORCARE AT LELY PALMS		384	8	2%	392
SUNCOAST URGENT CARE		291	101	26%	392
HOLISTIC PEDIATRICS GROUP LLC		366	26	7%	392
CORAL TRACE HEALTH CARE	2	384	5	1%	391
AVANTE AT MT DORA		381	8	2%	389
LIFE BRITE	4	366	19	5%	389
BARBER		13	376	97%	389
Stacey Health Care Centers Inc. dba Riverside Care Center		358	30	8%	388
COMMUNITY HEALTH AND REHABILITATION CENTER		324	63	16%	387
BEAR CREEK NURSING CENTER		381	5	1%	386
SERENADES IN THE VILLAGES		333	53	14%	386
BOCA BIOLISTICS REFERENCE LABORATORY	3	256	127	33%	386
VILLAGE DOCTORS FAMILY MEDICAL CENTER OF		317	68	18%	385
SEA BREEZE REHAB AND NURSING CENTER		376	9	2%	385
VETERANS AFFAIRS MEDICAL CENTER - LAKE CITY		52	332	86%	384
ST CATHERINE'S WEST REHABILITATION HOSPITAL		369	13	3%	382
BROOKDALE PADDOCK HILLS	2	378	2	1%	382
BAYFRONT MEDICAL		335	47	12%	382
FL HUD DESTIN, LLC D/B/A GRAND BOULEVARD HEALTH		342	39	10%	381
ELMHURST HOSPITAL CENTER	1	348	32	8%	381
TGH		1	380	100%	381
KISSIMMEE FACILITY OPERATIONS LLC		356	24	6%	380
EHEALTHSCREENINGS, LLC		379			379
Solaris HealthCare Imperial		371	8	2%	379

# COVID-19: testing by laboratory

Data through May 18, 2021 verified as of May 19, 2021 at 09:25 AM

Data in this report are provisional and subject to change.

The numbers in the table below represent the number of Florida and non-Florida residents for whom test results were received by the Department of Health. A person can be tested by more than one laboratory and can have both positive and negative results. **Therefore, the sum of the numbers in each column will be larger than the total number of people tested.**

Reporting lab	Inconclusive	Negative	Positive	Percent positive	Total
FAIR HAVENS CENTER, OPCO		371	8	2%	379
TRENTON MEDICAL CENTER INC DBA PALMS MEDICAL GROUP	4	282	93	25%	379
ARCPPOINT LABS OF SARASOTA MANATEE		295	83	22%	378
ACCESS MEDICAL CENTER	1	344	33	9%	378
24/7 PEDIATRIC CARE CENTERS INC		356	21	6%	377
REHABILITATION CENTER OF LAKE CITY, THE		346	30	8%	376
COLOR GENOMICS, INC.	4	366	6	2%	376
HOLLEY NAVARRE MEDICAL CLINIC		292	84	22%	376
BAYA PHARMACY WEST		8	368	98%	376
SOLARIS HEALTHCARE PARKWAY	2	355	19	5%	376
SPRINGTREE REHAB & HEALTH CARE CENTER		352	24	6%	376
HARBOURWOOD	1	365	9	2%	375
FAMILY CARE PARTNERS OF NE FLORIDA LLC		298	77	21%	375
ELLENTON PEDIATRICS PA		353	21	6%	374
MANOR CARE OF NAPLES FL LLC		367	6	2%	373
HAINES CITY REHABILITATION AND NURSING CENTER		349	24	6%	373
PALMETTO SUBACUTE CARE CENTER		362	11	3%	373
EPWORTH VILLAGE RETIREMENT COMMUNITY		367	6	2%	373
LAKE EUSTIS HEALTH AND REHABILITATION CENTER		364	8	2%	372
HOLIDAY CVS LLC DBA CVS/PHARMACY #0440		356	16	4%	372
GULF COAST MEDICAL CENTER		366	6	2%	372
MACDILL AIR FORCE BASE		330	41	11%	371
URGENT CARE BETHESDA	1	318	52	14%	371
INFORM DIAGNOSTICS		361	9	2%	370
RIVERS FAMILY MEDICINE PA		282	88	24%	370
BAYA POINTE NURSING AND REHABILITATION		286	83	22%	369
TAVARES PEDIATRICS		310	59	16%	369
Surrey Place Healthcare and Rehabilitation		367	2	1%	369
ADVENT HEALTH - TAMPA		148	221	60%	369
ESTERO ISLAND MEDICAL CENTER		290	76	21%	366
WILLISTON PEDIATRICS PA	1	322	42	12%	365
Marshall Health and Rehabilitation Center		316	49	13%	365
AVENTURA REHAB AND NURSING CENTER		346	18	5%	364
AFTER HOURS PEDIATRICS INC	1	1	362	99%	364
FLORIDA KEYS PEDIATRICS & ADOLESCENT CENTER		344	18	5%	362
CYPRESS COVE		354	8	2%	362
FIRST CHOICE PEDIATRICS INC		319	42	12%	361
HOSPICE OF LAKE & SUMTER INC	1	350	10	3%	361
EAST RIDGE RETIREMENT VILLAGE		358	3	1%	361
JACKSON PLAZA NURSING & REHAB CENTER	6	344	10	3%	360
SOUTHWEST ORLANDO FAMILY MEDICINE, PL		299	60	17%	359
VI AT BENTLEY VILLAGE HOME CARE		357	1	0%	358
CITY OF PORT SAINT LUCIE		333	24	7%	357
ARGO SENIOR LIVING AT HAVERHILL		336	21	6%	357
AVANTE AT LEESBURG INC		352	5	1%	357
EDGEWATER AT WATERMAN VILLAGE,THE		337	18	5%	355
The Grove Health and Rehabilitation		331	24	7%	355

# COVID-19: testing by laboratory

Data through May 18, 2021 verified as of May 19, 2021 at 09:25 AM

Data in this report are provisional and subject to change.

The numbers in the table below represent the number of Florida and non-Florida residents for whom test results were received by the Department of Health. A person can be tested by more than one laboratory and can have both positive and negative results. **Therefore, the sum of the numbers in each column will be larger than the total number of people tested.**

Reporting lab	Inconclusive	Negative	Positive	Percent positive	Total
KEY WEST HEALTH AND REHAB	1	344	8	2%	353
HCTB INC		295	58	16%	353
Concordia Village of Tampa AL		348	5	1%	353
DEPARTMENT OF HEALTH BUREAU OF FAMILY		338	15	4%	353
MY CLINICAL LAB		223	129	37%	352
VILLAGE AT VIENNA SQUARE,THE	6	329	17	5%	352
CRYSTAL RIVER HEALTH & REHAB		348	4	1%	352
Avante at St Cloud, Inc.		341	11	3%	352
FOUNTAIN INN NURSING & REHABILITATION CTR, INC		346	6	2%	352
CORAL BAY HEALTHCARE AND REHABILITATION	1	338	12	3%	351
APOLLO HEALTH & REHABILITATION		344	7	2%	351
POMPANO REHABILITATION AND NURSING CTR		346	5	1%	351
FRICKS PHARMACY		283	67	19%	350
CONCIMED LLC		314	33	10%	347
HEALTH DESIGNS		332	14	4%	346
JUPITER MEDICAL CENTER URGENT CARE - STUART		264	82	24%	346
SELECT REFERENCE LABORATORIES, LLC	1	333	12	3%	346
USAFSAM/PHE		175	170	49%	345
LabCorp (Non-Interfaced)	2	133	210	61%	345
SUNRISE DIAGNOSTIC LABORATORY		292	53	15%	345
AMERICAN ESOTERIC LAB-BIRMINGHAM		339	5	1%	344
QUICK CARE MED LLC	1	276	67	19%	344
REGENTS PARK OF BOCA RATON		339	5	1%	344
FLORIDA HEALTH CARE PLANS			344	100%	344
ST LUCIE EMPLOYEE HEALTH & WELLNESS CENTER		329	14	4%	343
ADVENT HEALTH CENTRA CARE - PALM COAST		80	262	77%	342
SIGNATURE HEALTHCARE AT THE COURTYARD		294	47	14%	341
STATMED QUICK QUALITY CLINIC AT NORTH PINELLAS		80	261	77%	341
HAVEN OF OUR LADY OF PEACE INC		333	8	2%	341
AMERICAN RESEARCH LABS		294	47	14%	341
TIERRA PINES CENTER		327	13	4%	340
ST JUDE CHILDREN'S RESEARCH HOSPITAL		325	15	4%	340
CRONOS CLINICAL LABORATORY	22	227	91	27%	340
RULEME CENTER	2	307	30	9%	339
ROSEN MEDICAL CENTER		294	45	13%	339
Avante at Inverness		335	3	1%	338
MACCLENNY NURSING AND REHAB		320	18	5%	338
MEDICAL CENTER AT OCEAN REEF,THE		321	17	5%	338
AMERICAN FINNISH NURSING HOME	2	326	8	2%	336
PHYSICIANS REGIONAL WALK-IN		196	139	41%	335
MIAMI CEREBRAL PALSY RESIDENTIAL		334	1	0%	335
ARDEN COURTS OF TAMPA	2	327	6	2%	335
DELTONA HEALTH CARE		307	28	8%	335
KENNEDY PAIN CLINIC GROUP LLC		301	34	10%	335
CROSS POINTE CARE CENTER	2	326	6	2%	334
DAYTONA BEACH HEALTH AND REHAB CENTER		332	2	1%	334
GOOD SAMARITAN SOCIETY-DAYTONA		313	21	6%	334



# COVID-19: testing by laboratory

Data through May 18, 2021 verified as of May 19, 2021 at 09:25 AM

Data in this report are provisional and subject to change.

The numbers in the table below represent the number of Florida and non-Florida residents for whom test results were received by the Department of Health. A person can be tested by more than one laboratory and can have both positive and negative results. **Therefore, the sum of the numbers in each column will be larger than the total number of people tested.**

Reporting lab	Inconclusive	Negative	Positive	Percent positive	Total
CENTERSTONE OF FLORIDA☐		306	28	8%	<b>334</b>
Life Care Center at Wells Crossing		309	24	7%	<b>333</b>
220 GOLDEN, LLC	1	316	16	5%	<b>333</b>
ACCURATE DIAGNOSTIC LABS, INC		315	18	5%	<b>333</b>
NORTH PINELLAS STATMED QUICK QUALITY CLINICS		236	97	29%	<b>333</b>
TALLAHASSEE NHHI LLC	1	304	27	8%	<b>332</b>
LODGE HEALTH AND REHABILITATION CENTER, THE		299	33	10%	<b>332</b>
STAR CARE		276	56	17%	<b>332</b>
COLLIER PHARMACY		272	59	18%	<b>331</b>
ST VINCENT'S AMBULATORY CARE INC DBA	2	285	41	13%	<b>328</b>
WESTCHESTER GARDENS LIMITED PARTNERSHIP		319	9	3%	<b>328</b>
CORAL REEF NURSING & REHABILITATION CENTER		320	8	2%	<b>328</b>
ST JAMES HEALTH AND REHABILITATION CENTER		240	87	27%	<b>327</b>
Sunset Point Center		321	6	2%	<b>327</b>
SILVER CREEK SENIOR LIVING COMMUNITY		321	5	2%	<b>326</b>
PIONEER CLINICAL LAB, LLC		212	113	35%	<b>325</b>
AVELLINO LAB USA, INC	1	309	14	4%	<b>324</b>
LAKESIDE NEUROLOGIC		310	14	4%	<b>324</b>
LUTHERAN HAVEN		314	9	3%	<b>323</b>
Life Care Center of Sarasota		309	13	4%	<b>322</b>
JACKSONVILLE UNIVERSITY	1	302	19	6%	<b>322</b>
BIOCEPT		300	22	7%	<b>322</b>
HUNT CLUB PEDIATRIC ASSOCIATES, P.A.		273	48	15%	<b>321</b>
HEATHER HILL HEALTHCARE CENTER		274	47	15%	<b>321</b>
Avante at Orlando	1	314	6	2%	<b>321</b>
West Melbourne Health and Rehabilitation Center		319	1	0%	<b>320</b>
VITAS HEALTHCARE CORPORATION OF FL		304	15	5%	<b>319</b>
HOMESTEAD MANOR	2	276	41	13%	<b>319</b>
PruittHealth Santa Rosa		225	94	29%	<b>319</b>
HIGHLANDS URGENT CARE		1	316	100%	<b>317</b>
D PEDIATRICS		285	32	10%	<b>317</b>
MEDEXPRESS LUTZ		4	313	99%	<b>317</b>
LEESBURG PEDIATRICS		279	37	12%	<b>316</b>
SILVERCREST HEALTH AND REHABILITATION CENTER	3	305	8	3%	<b>316</b>
RIVERWOOD HEALTH NH LLC		276	39	12%	<b>315</b>
FREEDOM SQUARE NURSING CENTER☐		303	12	4%	<b>315</b>
BAY COUNTY SHERIFFS OFFICE JAIL FACILITY		262	53	17%	<b>315</b>
CONEY ISLAND HOSPITAL	1	303	11	3%	<b>315</b>
PALM GARDEN OF PINELLAS		313	1	0%	<b>314</b>
PONTE VEDRA GARDENS		313	1	0%	<b>314</b>
PROFESSIONAL URGENT CARE SERVICES		260	54	17%	<b>314</b>
CONSULATE HEALTH CARE OF SAFETY HARBOR		307	7	2%	<b>314</b>
MIDWAY PRIMARY CARE, LLC	11	193	109	35%	<b>313</b>
OSPREY LODGE		252	61	19%	<b>313</b>
TRUE NORTH HEALTH NAVIGATION LLC DBA DISPATCHHEALTH	1	261	51	16%	<b>313</b>
WHITE WILSON MEDICAL IMMEDIATE CARE NICEVILLE		86	227	73%	<b>313</b>
GENESIS MEDICAL LABORATORY MIAMI FL.		83	230	73%	<b>313</b>

# COVID-19: testing by laboratory

Data through May 18, 2021 verified as of May 19, 2021 at 09:25 AM

Data in this report are provisional and subject to change.

The numbers in the table below represent the number of Florida and non-Florida residents for whom test results were received by the Department of Health. A person can be tested by more than one laboratory and can have both positive and negative results. **Therefore, the sum of the numbers in each column will be larger than the total number of people tested.**

Reporting lab	Inconclusive	Negative	Positive	Percent positive	Total
USA HEALTH UNIVERSITY HOSPITAL CLINICAL LABORATORY	1	299	10	3%	310
Chatsworth at PGA National, LLC		295	14	5%	309
Chatham Glen Healthcare and Rehabilitation Center		299	9	3%	308
JUPITER MEDICAL CENTER URGENT CENTER		259	49	16%	308
ALTAMONTE PEDIATRIC ASSOCIATES		233	75	24%	308
PERSONALIZED GENETIC TESTING	3	204	100	33%	307
DE LUNA HEALTH AND REHABILITATION CENTER		284	23	7%	307
MEDICATION ROOMS-CSU/CI NURSE STATION	1	292	13	4%	306
LAKELAND REGIONAL HEALTH SYSTEMS INC		39	266	87%	305
renaissance health and rehabilitation center		278	27	9%	305
WALGREENS #04809	1	272	31	10%	304
MILLENNIUM PHYSICIAN GROUP LLC		266	38	13%	304
CLARE BRIDGE ORMOND BEACH	1	303			304
LAKE PARK OF MADISON		292	11	4%	303
FLORIDA ATLANTIC UNIVERSITY STUDENT HEALTH		251	52	17%	303
SARAPATH DIAGNOSTICS		172	131	43%	303
FARAH MEDICAL		286	17	6%	303
ARBOR FACILITY INC		298	4	1%	302
AVANTE AT ORMOND BEACH INC		292	9	3%	301
DISCOVERY VILLAGE AT NAPLES		284	17	6%	301
IMA MEDICAL GROUP	1	217	82	27%	300
BARBARA O'REILLY MD PA		292	7	2%	299
HOSPICE OF ST FRANCIS INC		292	7	2%	299
BUENA VISTA URGENT CARE		264	34	11%	298
PAVILION FOR HEALTHCARE, THE		295	3	1%	298
HEARTLAND PEDIATRICS OF LAKE PLACID PA	1	260	36	12%	297
THE RESIDENCE AT TIMBER PINES	4	267	26	9%	297
FORT PIERCE HEALTH CARE		290	7	2%	297
CAREATC CITY OF TAMPA	25	230	41	14%	296
BROOKDALE DESTIN		284	12	4%	296
WALGREENS 10670		257	39	13%	296
ALLIANCE PEDIATRICS PA		288	8	3%	296
WESTWOOD HEALTHCARE SNF		249	46	16%	295
LONGWOOD FAMILY PRACTICE		226	69	23%	295
AMELIA MEDICAL CARE		135	159	54%	294
CHIPOLA HEALTH AND REHAB		276	18	6%	294
BOND CLINIC, PA		219	74	25%	293
PROTEUS MOLECULAR AND CLINICAL LAB	1	180	112	38%	293
NORTHWEST MEDICAL CENTER CLINICAL LABORATORY		175	118	40%	293
BENTLEY CARE CENTER		292	1	0%	293
PALMS FACILITY INC		273	18	6%	291
BIOIQ		243	48	16%	291
SHC College Park		288	3	1%	291
SANDY PINES	2	245	44	15%	291
SIGNATURE HEALTHCARE OF ORANGE PARK		286	4	1%	290
DAVID SCOTT MADWAR MD PA		261	29	10%	290
Rehabilitation Center for Park Place LLC		279	11	4%	290



# COVID-19: testing by laboratory

Data through May 18, 2021 verified as of May 19, 2021 at 09:25 AM

Data in this report are provisional and subject to change.

The numbers in the table below represent the number of Florida and non-Florida residents for whom test results were received by the Department of Health. A person can be tested by more than one laboratory and can have both positive and negative results. **Therefore, the sum of the numbers in each column will be larger than the total number of people tested.**

Reporting lab	Inconclusive	Negative	Positive	Percent positive	Total
AMERICAN HEALTH ASSOCIATES INC	1	270	19	7%	290
NADAL PEDIATRICS		236	54	19%	290
Solaris Senior Living North Naples ALF		281	9	3%	290
PALM GARDEN OF GAINESVILLE	2	285	2	1%	289
STERLING HOUSE OF DELAND		288	1	0%	289
DOCTORS MEMORIAL HOSPITAL		158	131	45%	289
AUBURN UNIVERSITY MEDICAL CLINIC		227	62	21%	289
Flagler Health and Rehabilitation		284	5	2%	289
MAGNOLIA DIAGNOSTICS, LLC	4	256	28	10%	288
Terrace Health and Rehab		284	4	1%	288
VETERANS AFFAIRS MEDICAL CENTER - MIAMI		2	285	99%	287
A PLUS PEDIATRICS		252	35	12%	287
W FRANK WELLS NURSING HOME		258	29	10%	287
ADVENT HEALTH - PALM HARBOR ER		237	49	17%	286
FLOW HEALTH LABORATORIES LLC		278	6	2%	284
CHIPOLA MEDICAL ASSOCIATES, LLC		207	77	27%	284
BROWARD NURSING & REHABILITATION CTR	8	260	16	6%	284
RITE MEDICAL CARE PC		280	3	1%	283
LAKE VIEW CARE CENTER AT DELRAY		277	6	2%	283
GATTOLINE ENTERPRISES, INC. DBA FAMILY CARE PHARMACY		234	49	17%	283
AURORA DIAGNOSTICS BERNHARDT LABORATORIES PATHOLOGY SERVICE		190	93	33%	283
Sunnyside Nursing Home		279	3	1%	282
WASHINGTON REHAB AND NURSING		271	10	4%	281
BRENTWOOD RETIREMENT COMMUNITY	5	242	34	12%	281
Signature healthcare of Jacksonville		276	5	2%	281
DOS OF NORTH SHORES NURSING & REHAB CENTER		280			280
ISLAND HEALTH AND REHABILITATION CENTER		271	8	3%	279
Avante at Lake Worth, Inc.	1	271	6	2%	278
GEORGE SAFRAN MD PC		264	14	5%	278
Crossbreeze care center	1	275	2	1%	278
Jacaranda Manor		276	2	1%	278
PRUITT HEALTH-SANTA ROSA		275	2	1%	277
VILLAGES REGIONAL HOSPITAL SURGERY CENTER LLC, THE		218	58	21%	276
The Ponce Therapy Care Center		271	4	1%	275
NASSAU COUNTY JAIL		230	45	16%	275
Glades West Rehabilitation and Nursing Center		266	8	3%	274
Cross Gardens Care Center		272	1	0%	273
FIRST CHOICE PRIMARY CARE		216	56	21%	272
BAYA URGENT CARE LLC		236	35	13%	271
LAKEVIEW INTERNAL MEDICINE		204	67	25%	271
ATLANTIC URGENT CARE		186	85	31%	271
PREMIER PLACE AT THE GLENVIEW		261	9	3%	270
PBC FIREFIGHTER BENEFIT FUND WELLNESS CENTER		225	45	17%	270
LEHIGH VALLEY GENOMICS		45	225	83%	270
MARTIN ACQUISITION 1 LLC DBA		256	14	5%	270
ADVENT HEALTH CARE CENTER	9	246	15	6%	270
SURREY PLACE CARE CENTER		262	7	3%	269

# COVID-19: testing by laboratory

Data through May 18, 2021 verified as of May 19, 2021 at 09:25 AM

Data in this report are provisional and subject to change.

The numbers in the table below represent the number of Florida and non-Florida residents for whom test results were received by the Department of Health. A person can be tested by more than one laboratory and can have both positive and negative results. **Therefore, the sum of the numbers in each column will be larger than the total number of people tested.**

Reporting lab	Inconclusive	Negative	Positive	Percent positive	Total
BRANDON COMMUNITY HEALTH CENTER		236	32	12%	268
ADVENT HEALTH CENTRA CARE - ORMOND BEACH		113	155	58%	268
FORT MYERS REHABILITATION AND NURSING CENTER		242	26	10%	268
MIAMI JEWISH HEALTH SYSTEMS, INC	4	253	10	4%	267
NORTH FLORIDA PEDIATRICS - MARIANNA		227	40	15%	267
BARTRAM CROSSING		267			267
ST MARK VILLAGE	1	261	5	2%	267
CCS - JOSEPH V CONTE		264	2	1%	266
EVENT MED SERVICES LABORATORY		261	5	2%	266
HUNT CLUB PEDIATRIC ASSOCIATES PA		186	80	30%	266
FEDERATION CCRC OPERATIONS CORP		263	3	1%	266
LAKESIDE HEALTH CENTER		263	2	1%	265
SERANADES BY SONATA WEST ORANGE		236	29	11%	265
EDGEWOOD NURSING CENTER		255	10	4%	265
THE PLAYERS CHAMPIONSHIP		265			265
VETERANS AFFAIRS ORLANDO VA MEDICAL CENTER			265	100%	265
SEAVIEW NURSING AND REHABILITATION CENTER		254	10	4%	264
SACRED HEART HEALTH SYSTEM INC		218	46	17%	264
RIVERSIDE RECOVERY OF TAMPA		261	2	1%	263
PATHWAY PHARMACY		219	44	17%	263
FLORIDA MEDICAL CLINIC LLC		175	87	33%	262
KINDRED HOSPITAL THE PALM BEACHES		256	6	2%	262
CARENOW LAKE MARY		45	216	83%	261
VIERA DEL MAR HEALTH AND REHABILITATION CENTER		248	13	5%	261
TERRACES OF LAKE WORTH CARE CENTER		248	12	5%	260
ADVENT HEALTH - ORLANDO		195	65	25%	260
PINELLAS CARE CENTER		223	37	14%	260
BRADEN RIVER REHABILITATION CENTER LLC		258	2	1%	260
CLIFFORD CHESTER SIMS VA NURSING HOME		251	9	3%	260
ADVANCED MEDICAL GROUP		2	257	99%	259
CONSULATE HEALTHCARE OF KISSIMMEE		247	12	5%	259
ABSOLUTE HEALTH INTERNAL MEDICINE AND PEDIATRICS		231	28	11%	259
FLORIDA WOMAN CARE LABORATORY LLC		232	26	10%	258
FELLOWSHIP HOME AT THE FAIRWAY LLC		251	7	3%	258
AZALEA TRACE		245	13	5%	258
SAMIR EBEID MD		232	26	10%	258
OAKBROOK HEALTH AND REHABILITATION CENTER	1	243	14	5%	258
KR at Hillsborough Lakes/Lutz Healthcare		248	10	4%	258
SPRINGS AT LAKE POINTE WOODS		256	2	1%	258
ESCAMBIA COUNTY JAIL DETENTION DIVISION		250	7	3%	257
BAYVIEW CENTER		251	6	2%	257
MARTIN MEMORIAL MEDICAL CENTER LAB		128	129	50%	257
HOMESTEAD VILLAGE		245	11	4%	256
BVM THE BRIDGES LLC		254	2	1%	256
FLORIDA CLINICAL LABORATORY-BIOREFERENCE LABORATORIES		103	152	60%	255
SHELL POINT VILLAGE MEDICAL CENTER		246	8	3%	254
LAKE REGIONAL URGENT CARE		12	240	95%	252

# COVID-19: testing by laboratory

Data through May 18, 2021 verified as of May 19, 2021 at 09:25 AM

Data in this report are provisional and subject to change.

The numbers in the table below represent the number of Florida and non-Florida residents for whom test results were received by the Department of Health. A person can be tested by more than one laboratory and can have both positive and negative results. **Therefore, the sum of the numbers in each column will be larger than the total number of people tested.**

Reporting lab	Inconclusive	Negative	Positive	Percent positive	Total
ST ANTHONYS REHABILITATION HOSPITAL	9	240	2	1%	251
BUREAU OF CLINICAL LABORATORIES		209	42	17%	251
PADDOCK RIDGE		248	3	1%	251
Consulate Health Care of St. Petersburg		244	7	3%	251
CAREATC, INC.	1	226	24	10%	251
CLERMONT URGENT CARE		1	249	100%	250
ST PETERSBURG PEDIATRICS-EAST BAY	1	211	38	15%	250
ESCAMBIA COUNTY JAIL	2	180	67	27%	249
Royal Oaks Nursing and Rehab		248	1	0%	249
UCC - WELLINGTON		3	246	99%	249
SUNLIFE PHARMACY		219	30	12%	249
CARRINGTON PLACE OF ST PETE LLC		242	6	2%	248
ARDEN COURTS OF FORT MYERS		241	7	3%	248
Orchid Cove at Sarasota		246	1	0%	247
ADVENTHEALTH EXPRESS CARE AT WESLEY CH		218	29	12%	247
AVECINA MOBILE		121	125	51%	246
MCW MENTAL HEALTH LLC		242	4	2%	246
Heritage Healthcare at Tallahassee		239	7	3%	246
life Care Center of Melbourne		229	17	7%	246
WHITE WILSON MEDICAL CENTER IMMEDIATE CARE		137	108	44%	245
ST AUGUSTINE HEALTH & REHAB CENTER		244	1	0%	245
ROSEWOOD HEALTHCARE & REHABILITATION CENTER		239	6	2%	245
VILLA MARIA WEST SKILLED NURSING FACILITY		236	8	3%	244
REGENTS PARK AT AVENTURA		229	15	6%	244
MALABAR/ADVENT CENTRA CARE		48	196	80%	244
SOLARIS SENIOR LIVING VERO BEACH		234	9	4%	243
ARCHER HEALTH VENTURES, LLC		217	25	10%	242
Kindred Hospital South Florida Hollywood SNU		233	8	3%	241
Signature Healthcare of Ormond		239	2	1%	241
GOOD SAMARITAN CARES		236	5	2%	241
WALGREENS #06012		209	31	13%	240
AMERICAN HOUSE SENIOR LIVING		189	51	21%	240
STERLING HOUSE OF WINTER HAVEN		237	3	1%	240
ARDEN COURTS OF SEMINOLE		199	41	17%	240
CLARE BRIDGE OF SARASOTA		238	2	1%	240
Lake Port Square Health Center		221	19	8%	240
SOUTHLAND SUITES OF ORMOND BEACH	4	236			240
FLORIDA DEPARTMENT OF HEALTH IN TAYLOR COUNTY	1	191	48	20%	240
PALM GARDEN OF AVENTURA		236	4	2%	240
FIRSTCARE CLINIC		121	118	49%	239
ORANGE COUNTY HEALTH DEPT		228	11	5%	239
FLORIDA HEALTH CARE PLAN INC		2	236	99%	238
MATHISON RETIREMENT COMMUNITY, INC	1	226	11	5%	238
JUNO DERMATOLOGY LLC		220	18	8%	238
NORTH FLORIDA PEDIATRICS PA - DUVAL		209	29	12%	238
HEARTLAND SOUTH JACKSONVILLE OF JACKSONVILLE FL ,		236			236
BAY TREE CARE AND REHABILITATION CENTER		197	38	16%	235

# COVID-19: testing by laboratory

Data through May 18, 2021 verified as of May 19, 2021 at 09:25 AM

Data in this report are provisional and subject to change.

The numbers in the table below represent the number of Florida and non-Florida residents for whom test results were received by the Department of Health. A person can be tested by more than one laboratory and can have both positive and negative results. **Therefore, the sum of the numbers in each column will be larger than the total number of people tested.**

Reporting lab	Inconclusive	Negative	Positive	Percent positive	Total
GUEST HOUSE OCALA, THE		224	11	5%	235
OAK HAMMOCK AT THE UNIVERSITY OF FLORIDA		229	6	3%	235
CHILDREN MED CARE INC		202	33	14%	235
Fouraker Hills Rehab and Nursing		226	9	4%	235
SACRED HEART MEDICAL GROUP URGENT CARE		197	38	16%	235
BAY VUE NURSING AND REHABILITATION CENTER		224	11	5%	235
WOMEN'S CARE FLORIDA LABORATORY	1	228	5	2%	234
MANDARIN PEDIATRICS		210	24	10%	234
LCS SANDHILL COVE LLC DBA	6	219	9	4%	234
MEASE COUNTRYSIDE HOSPITAL		2	232	99%	234
BORLAND GROOVER CLINIC	1	193	39	17%	233
YOUR FAMILY WALK-IN CLINIC		17	216	93%	233
DOCTORS MEMORIAL FAMILY MEDICINE	2	163	68	29%	233
ADVENT HEALTH - LAKE NONA		197	35	15%	232
Lakewood Nursing Center		198	34	15%	232
HOSPITAL FOR SPECIAL SURGERY		229	3	1%	232
KENILWORTH CARE & REHABILITATION CENTER		213	19	8%	232
ManorCare Health Services-Palm Harbor	1	229	1	0%	231
LYNN HAVEN SPORTS COMPLEX-WALKON CLINIC		21	209	91%	230
ALLSOUTH URGENT CARE		52	178	77%	230
VILLAGE PEDIATRICS LLC		199	31	13%	230
HEALTHPOINT MED GRP OF THE EMERALD COAST LLC		190	40	17%	230
Sunrise Health and Rehabilitation Center		222	8	3%	230
BENDERSON FAMILY SKILLED NURSING AND □		212	18	8%	230
REGENCY PARK		210	19	8%	229
CORAL GABLES NURSING & REHABILITATION CENTER		218	11	5%	229
COLONY CLUB ALF,THE	1	213	15	7%	229
HIGHLANDS LAKE CENTER		223	5	2%	228
MEDICAL CONSULTANTS OF FLORIDA LLC	1	193	34	15%	228
LAKE WALES OPERATING GROUP LLC		223	5	2%	228
ASCENSION MEDICAL GROUP		5	223	98%	228
Avante at Melbourne		222	5	2%	227
WIREGRASS DIRECT PRIMARY CARE PLLC □		190	37	16%	227
PARKS HEALTHCARE & REHABILITATION CTR	4	211	11	5%	226
ARDEN COURTS OF DELRAY BEACH FL LLC	3	211	11	5%	225
NSPIRE HEALTHCARE LAUDERHILL		219	6	3%	225
FLORIDA HEALTH CARE PLANS INC		2	223	99%	225
PARK MEADOWS HEALTH AND REHABILITATION CENTER		224	1	0%	225
CONSULATE HEALTH CARE OF MELBOURNE		219	5	2%	224
DISCOVERY VILLAGE AT MELBOURNE		197	27	12%	224
INN AT ASTON GARDENS, THE		216	8	4%	224
DOLPHIN POINTE HEALTH CARE LLC		201	23	10%	224
MACTOWN, INC		222	2	1%	224
UNIVERSITY OF MIAMI		83	141	63%	224
FORT WALTON REHABILITATION CENTER		185	39	17%	224
MIAMI VA HEALTHCARE SYSTEM			223	100%	223
BONITA PHARMACY		202	21	9%	223



# COVID-19: testing by laboratory

Data through May 18, 2021 verified as of May 19, 2021 at 09:25 AM

Data in this report are provisional and subject to change.

The numbers in the table below represent the number of Florida and non-Florida residents for whom test results were received by the Department of Health. A person can be tested by more than one laboratory and can have both positive and negative results. **Therefore, the sum of the numbers in each column will be larger than the total number of people tested.**

Reporting lab	Inconclusive	Negative	Positive	Percent positive	Total
Hampton Court Nursing and Rehabilitation Center		221	2	1%	223
The Waterford		220	3	1%	223
FLAGLER COUNTY DETENTION CENTER		209	13	6%	222
CCS - PAUL REIN DETENTION FACILITY		156	66	30%	222
PINNACLES PEDS CARE PA		222			222
PALMS MEDICAL GROUP HIGH SPRINGS		183	39	18%	222
ADVENT HEALTH CENTRA CARE - APOPKA NORTH		192	30	14%	222
SOUTH BALDWIN REGIONAL MEDICAL CENTER		206	15	7%	221
PEDIATRIC SPECIALISTS MEDICAL GROUP☐	1	193	27	12%	221
WEST		199	21	10%	220
EDWARD J HEALEY REHAB & NURSING CENTER		220			220
BOCA RATON REHABILITATION CENTER	4	212	4	2%	220
SUPERIOR RESIDENCES OF PANAMA CITY BEACH		213	7	3%	220
TREASURE COAST URGENT & FAMILY CARE		165	55	25%	220
ST JOHNS COUNTY DETENTION CENTER		220			220
Boynton Beach Rehabilitation Center	2	213	5	2%	220
CONCORD LIFE SCIENCES LLC	2	201	17	8%	220
ADVENT HEALTH CENTRA CARE - DAYTONA BEACH		94	125	57%	219
ANGELS DIAGNOSTIC GROUP		174	45	21%	219
WOOD LAKE HEALTH AND REHABILITATION CENTER		219			219
JACKSON COUNTY HEALTH DEPARTMENT		163	56	26%	219
WORKPLACE SCREENING INTELLIGENCE			218	100%	218
KINDRED HOSPITAL MELBOURNE	1	209	7	3%	217
LAKE PORT SQUARE		200	17	8%	217
NADAL PEDIATRICS - VICTORIA STREET (3385)		184	33	15%	217
ST. CLOUD REGIONAL MEDICAL CENTER		199	18	8%	217
SEMINOLE TRIBE OF FLORIDA		180	37	17%	217
LABCORP BURLINGTON	1	158	58	27%	217
THE MANOR AT CARPENTERS		185	32	15%	217
BROOKDALE ATRIM WAY		210	6	3%	216
TUSCAN GARDENS OF PALM COAST		210	6	3%	216
HEALTH FIRST - HOLMES REGIONAL MEDICAL CENTER		32	183	85%	215
GATEWAY/ADVENT CENTRA CARE	1	24	190	88%	215
AVANTE AT ORLANDO INC		214	1	0%	215
Taylor Care Center		210	5	2%	215
MINUTECLINIC DIAGNOSTIC		203	11	5%	214
MINUTECLINIC DIAGNOSTIC OF TEXAS, LLC		196	18	8%	214
ALL SEASONS NAPLES LLC☐		205	9	4%	214
BENTLEY VILLAGE II		204	10	5%	214
BLOCK, NATION, CHASE, AND SMOLEN FAMILY MEDICINE		157	57	27%	214
POCONO MEDICAL CENTER		212	1	0%	213
Consulate Healthcare of West Palm Beach		197	16	8%	213
San Jose Health & Rehabilitation		207	6	3%	213
HERITAGE HEALTHCARE AND REHABILITATION CENTER		208	5	2%	213
LIFE CARE CENTER OF PORT ST. LUCIE		201	12	6%	213
CONSULATE HEALTH CARE OF WINTER HAVEN		209	4	2%	213
CARE RESOURCE COMMUNITY HEALTH CENTERS INC		200	13	6%	213

# COVID-19: testing by laboratory

Data through May 18, 2021 verified as of May 19, 2021 at 09:25 AM

Data in this report are provisional and subject to change.

The numbers in the table below represent the number of Florida and non-Florida residents for whom test results were received by the Department of Health. A person can be tested by more than one laboratory and can have both positive and negative results. **Therefore, the sum of the numbers in each column will be larger than the total number of people tested.**

Reporting lab	Inconclusive	Negative	Positive	Percent positive	Total
BARKLEY PLACE	1	206	6	3%	213
FLORIDA DEPARTMENT OF HEALTH IN WALTON COUNTY		190	22	10%	212
FULGENT GENETICS	3	166	43	20%	212
ADVENT HEALTH - FOUR CORNERS ER		168	44	21%	212
GEORGIA DEPARTMENT OF PUBLIC HEALTH	1	5	206	97%	212
Bayside Health and Rehabilitation		181	31	15%	212
PATRIOT MEDICAL LABORATORIES		203	8	4%	211
JACKSONVILLE NURSING AND REHAB CENTER		203	8	4%	211
GLENRIDGE ON PALMER RANCH,THE		202	8	4%	210
Lehigh Acres Health and Rehabilitation		198	12	6%	210
GOOD SAMARITAN SOCIETY OF DELAND		199	11	5%	210
LAB CORP	1	121	87	42%	209
NO FLORIDA PEDIATRICS, PA		182	27	13%	209
Nspire Health Care Kendall		199	10	5%	209
Whispering Oaks	11	175	23	11%	209
THE PALACE NURSING AND REHABILITATION CENTER		209			209
UNIVERSITY COMMUNITY HOSPITAL		177	31	15%	208
MIRACLE HILL NURSING & REHABILITATION CENTER INC		202	6	3%	208
AMA MEDICAL GROUP LLC		175	32	15%	207
CVS		50	157	76%	207
HIALEAH SHORES NURSING AND REHAB CENTER		199	8	4%	207
CARE CENTERS OF NASSAU		202	5	2%	207
NEW YORK CITY DEPARTMENT OF HEALTH & MENTAL		172	35	17%	207
TARPON POINT NURSING AND REHABILITATION CENTER		203	3	1%	206
Cross Terrace REhabilitation		203	2	1%	205
SENIOR LIVING VII TAMPA LLC	1	195	9	4%	205
FAWCETT MEMORIAL HOSPITAL LABORATORY			205	100%	205
PCB CLINIC		159	45	22%	204
LONGWOOD HEALTH AND REHABILITATION CENTER		192	12	6%	204
PALM HARBOR FAMILY PRACTICE & WALK-IN		157	47	23%	204
PATHGROUP LABS LLC		97	107	52%	204
BROOKDALE OF SPRING HILL	9	192	2	1%	203
JEFFERSON COUNTY HEALTH DEPARTMENT-MONTICELLO		161	41	20%	202
POLK COUNTY HEALTH DEPARTMENT		178	24	12%	202
Gabisa Medical LLC		200	1	0%	201
MD NOW MEDICAL CENTERS INC		154	47	23%	201
VAMC WEST PALM LAB		5	196	98%	201
Governors Creek Health and Rehabilitation	1	198	2	1%	201
VIPEDIATRICS PLLC		185	16	8%	201
NSPIRE HEALTHCARE TAMARAC		161	40	20%	201
GRACE PEDIATRICS		168	33	16%	201
Arbor Springs Health and Rehab		200			200
ADVENT HEALTH - CARROLLWOOD	4	169	27	14%	200
Lakeside Oaks Care Center		195	5	3%	200
SUMMERFIELD EMERGENCY ROOM		151	48	24%	199
KINGS BAY PEDIATRICS LLC		192	7	4%	199
AVANTE OF BOCA RATON		198	1	1%	199



# COVID-19: testing by laboratory

Data through May 18, 2021 verified as of May 19, 2021 at 09:25 AM

Data in this report are provisional and subject to change.

The numbers in the table below represent the number of Florida and non-Florida residents for whom test results were received by the Department of Health. A person can be tested by more than one laboratory and can have both positive and negative results. **Therefore, the sum of the numbers in each column will be larger than the total number of people tested.**

Reporting lab	Inconclusive	Negative	Positive	Percent positive	Total
CANTERFIELD OF OCALA, LLC		186	12	6%	198
LAUREL POINT CARE ACQUISITION LLC DBA SANDGATE GARDENS REHAB AND NURSI		171	27	14%	198
SUNY UPSTATE MEDICAL UNIVERSITY		183	15	8%	198
DEPARTMENT OF HEALTH & HUMAN SERVICES		198			198
NO FLORIDA PEDIATRICS, PA - BRADFORD		165	32	16%	197
HAWKINS FAMILY MEDICINE LLC	1	141	55	28%	197
WEST COAST FAMILY MEDICAL CARE		162	35	18%	197
KINDRED HOSPITAL SOUTH FLORIDA		162	35	18%	197
NORTH BEACH REHABILITATION CENTER		195	2	1%	197
SIGNATURE HEALTHCARE OF PORT CHARLOTTE		189	7	4%	196
ABBIEJEAN RUSSELL CARE CENTER		195	1	1%	196
AVANTE AT BOCA RATON		196			196
RIVERWOOD CENTER,THE		186	10	5%	196
BRUCE S WEST MD	1	193	1	1%	195
FINLAY CLINICAL LABORATORY INC	1	39	155	79%	195
AMERICAN FAMILY MEDICAL LLC		152	43	22%	195
CHARTER SENIOR LIVING OF PANAMA CITY BEACH		174	21	11%	195
GLADES HEALTH CARE CENTER		192	3	2%	195
ROSECASTLE OF ZEPHRHILLS		192	3	2%	195
FLORIDA DEPARTMENT OF HEALTH IN ALACHUA COUNTY -		179	16	8%	195
Heritage Park Rehabilitation & Healthcare		177	18	9%	195
PEDIATRIC ASSOCIATES AT ARGYLE PA		186	9	5%	195
SARNO EXTENDED HOURS		125	69	36%	194
BEACON AT GULF BREEZE, THE	2	181	11	6%	194
MERCY MEDICAL URGENT CARE CENTER INC		135	59	30%	194
RDV SPORTSPLEX PEDIATRICS		162	31	16%	193
EMBRY RIDDLE AERONAUTICAL UNIVERSITY HEALTH SERVICES		1	192	99%	193
FIRST CHOICE PEDIATRICS SEMORAN		98	95	49%	193
EXOSOME DIAGNOSTICS	1	172	20	10%	193
TUSCAN GARDENS OF VENETIA MANAGEMENT COMPANY		179	14	7%	193
CYPRESS POINT LIVING, LLC		177	15	8%	192
BAYCARE HEALTH SYSTEMS	1	6	185	96%	192
Belleair Healthcare Center		186	6	3%	192
KINDRED HOSPITAL - SOUTH FLORIDA		188	4	2%	192
QUEENS HOSPITAL CENTER	1	181	10	5%	192
Signature Healthcare of Palm Beach		190	2	1%	192
HEALTH LINK DIAGNOSTIC LABORATORIES		182	9	5%	191
CANTERFIELD OF CLAY COUNTY		151	40	21%	191
Emory L Bennett State Veterans Nursing Home		188	3	2%	191
PEDIATRICS OF GREATER ORLANDO		163	28	15%	191
HAZELDEN FLORIDA	1	182	7	4%	190
PRIMECARE OF DOTHAN		136	54	28%	190
NEO GENOMICS - FORT MYERS	1	183	6	3%	190
ARDEN COURTS OF PALM HARBOR		170	20	11%	190
HEARTLAND HEALTHCARE AND REHAB CENTER		165	25	13%	190
The Inn at Sarasota Bay Club		186	3	2%	189
VIERA MANOR ASSISTED LIVING RESIDENCE		182	7	4%	189

# COVID-19: testing by laboratory

Data through May 18, 2021 verified as of May 19, 2021 at 09:25 AM

Data in this report are provisional and subject to change.

The numbers in the table below represent the number of Florida and non-Florida residents for whom test results were received by the Department of Health. A person can be tested by more than one laboratory and can have both positive and negative results. **Therefore, the sum of the numbers in each column will be larger than the total number of people tested.**

Reporting lab	Inconclusive	Negative	Positive	Percent positive	Total
GULFCOAST PEDIATRICS		178	11	6%	189
PREMIER COMMUNITY HEALTHCARE GROUP INC		181	8	4%	189
ARDEN COURTS OF LARGO FL, LLC		167	22	12%	189
GARDENS HEALTH NH LLC		183	6	3%	189
PHYSICIANS REGIONAL MEDICAL CENTER - PINE RIDGE		20	169	89%	189
EAST NEW YORK DIAGNOSTIC AND TREATMENT		180	9	5%	189
OCEAN REEF MEDICAL CENTER		150	38	20%	188
BENTON HOUSE AT OAKLEAF		158	30	16%	188
NIGHT LITE PEDIATRICS WINTER GARDEN		144	44	23%	188
CSL PLASMA		31	157	84%	188
LIFE CARE CENTER OF ALTAMONTE SPRINGS		157	31	16%	188
ZON BEACHSIDE LLC□		151	37	20%	188
US MEDICAL CARE, INC		164	23	12%	187
BIGGERS FAMILY MEDICINE PA	1	171	15	8%	187
PLANTATION NURSING & REHAB CENTER		187			187
BAY EDUCATORS WELLNESS CENTER		128	59	32%	187
ADVENTHEALTH MEDICAL GROUP FAMILY MEDICINE AT		140	46	25%	186
ANTHEM LAKES LLC		151	35	19%	186
BAPTIST HEALTH PRIMARY CARE	1	135	50	27%	186
ADVENT		172	13	7%	185
PPC-LAB EDI ORCHARD BI		176	9	5%	185
Madison Health and Rehabilitation Center		148	36	20%	184
ST. JAMES BAY HEALTH AND REHABILITATION CENTER		183	1	1%	184
CENTRAL FLORIDA HEALTHCARE GROUP LLC		151	33	18%	184
BROOKDALE ORANGE PARK		182	2	1%	184
SOUTH GEORGIA MEDICAL CENTER		128	56	30%	184
ATMORE COMMUNITY HOSPITAL LABORATORY		153	30	16%	183
ADVENT HEALTH CENTRA CARE - WESLEY CHAPEL		13	170	93%	183
BRIGHTON EGGERT PHARMACY INC		175	7	4%	182
MOBILE INFIRMARY MED CENTER PATH LAB		167	15	8%	182
MAGNOLIA MEDICAL CLINIC		71	111	61%	182
STERLING HOUSE OF PUNTA GORDA		180	1	1%	181
OCALA CBOC		168	12	7%	180
TRADITION MEDICAL CENTER LABORATORY		56	124	69%	180
FHMG-FLORIDA HOSPITAL MEDICAL GROUP		154	26	14%	180
REOPEN DIAGNOSTICS LLC (DBA PANDEMIC RESPONSE LAB)	2	177			179
NORTH FLORIDA INTERNAL MEDICINE PA		145	34	19%	179
OMNI HEALTHCARE, INC		167	11	6%	178
CAYUGA MEDICAL CENTER AT ITHACA		173	5	3%	178
KRYSTAL BAY NURSING AND REHABILITATION		172	6	3%	178
ROSECASTLE OF CITRUS		148	30	17%	178
QUALITY URGENT CARE AND WELLNESS PL	3	128	47	26%	178
LAKEVIEW TERRACE RETIREMENT COMMUNITY		159	19	11%	178
MID FLORIDA PATHOLOGY LLC MOBILE UNIT #4		125	53	30%	178
SUWANNEE VALLEY NURSING CENTER		163	14	8%	177
HARBOR BEACH NURSING AND REHABILITATION CENTER		147	30	17%	177
TERRACE AT HOBE SOUND, THE	1	162	14	8%	177

# COVID-19: testing by laboratory

Data through May 18, 2021 verified as of May 19, 2021 at 09:25 AM

Data in this report are provisional and subject to change.

The numbers in the table below represent the number of Florida and non-Florida residents for whom test results were received by the Department of Health. A person can be tested by more than one laboratory and can have both positive and negative results. **Therefore, the sum of the numbers in each column will be larger than the total number of people tested.**

Reporting lab	Inconclusive	Negative	Positive	Percent positive	Total
ADVENT HEALTH CENTRA CARE - CARROLLWOOD		5	172	97%	177
PROMPT CARE OF CENTRAL FLORIDA		7	170	96%	177
LISTENING DOCTOR PLLC, THE		159	18	10%	177
GENE BY GENE		61	115	65%	176
ASTON GARDENS AT PELICAN MARSH		169	7	4%	176
WILTON MANORS HEALTH & REHABILITATION CENTER		167	9	5%	176
WOODBIDGE FACILITY INC		169	6	3%	175
ORLANDO HEALTH EMERGENCY DEPARTMENT		163	12	7%	175
COASTAL INTERNAL MEDICINE		135	40	23%	175
HOSPICE OF THE TREASURE COAST		170	5	3%	175
TGH URGENT CARE - SEMINOLE		17	157	90%	174
ANCHOR CARE AND REHABILITATION CENTER		173	1	1%	174
Peninsula Care and Rehab		162	12	7%	174
CITRUS MEMORIAL HOSPITAL		1	172	99%	173
Winter Park Care and Rehab		171	1	1%	172
BROOKDALE FORT MYERS THE COLONY		167	5	3%	172
ARDEN COURTS OF LELY PALMS		170	2	1%	172
URGENT CARE OF THE PALM BEACHES, NORTH PALM BEACH			172	100%	172
DOCTOR TODAY TLC LLC		123	49	28%	172
SOMERBY LAKE NONA		164	7	4%	171
MAINSTREAM DIAGNOSTIC LABORATORY LLC		144	27	16%	171
FINNISH AMERICAN REST HOME-ALF		169	2	1%	171
WESLEY HAVEN VILLA	1	134	35	21%	170
JPR URGENT MEDICAL CARE		165	5	3%	170
GRAVITY DIAGNOSTICS		56	114	67%	170
LONGWOOD CARDIOLOGY			170	100%	170
Life Care Center of Orlando		164	6	4%	170
MINUTECLINIC DIAGNOSTIC OF SOUTH CARO		143	26	15%	169
ADVENT HEALTH CENTRA CARE - TEMPLE TERRACE	1	104	64	38%	169
ALLCARE MEDICAL CENTERS PC		144	25	15%	169
PANAMA CITY DEVELOPMENTAL CENTER		168			168
OSPREY VILLAGE AT AMELIA ISLAND LTD		157	10	6%	167
NEMOURS CHILDREN'S URGENT CARE		80	87	52%	167
MEADOWCREST FAMILY PHYSICIANS		98	69	41%	167
CORNERSTONE MEDICAL CARE OF BRANDON PL		137	30	18%	167
REGENCY OAKS HEALTH CENTER		165	2	1%	167
OPPENHEIMER PLASTIC SURGERY LLC		162	5	3%	167
ANYLABTEST NOW		158	8	5%	166
WRIGHTS HEALTH CARE AND REHABILITATION CENTER		135	30	18%	165
CITRUS HEALTH AND REHAB		132	33	20%	165
BROOKDALE BONITA SPRINGS		162	3	2%	165
THE ARLINGTON OF NAPLES INC.		162	3	2%	165
The Crossroads		163	1	1%	164
NORTHEAST FLORIDA STATE HOSP-NURSING		163	1	1%	164
NORTH PORT REHABILITATION AND NURSING CENTER		163	1	1%	164
COASTAL DETOX		160	3	2%	163
BRADENTON HEALTH CARE		163			163

# COVID-19: testing by laboratory

Data through May 18, 2021 verified as of May 19, 2021 at 09:25 AM

Data in this report are provisional and subject to change.

The numbers in the table below represent the number of Florida and non-Florida residents for whom test results were received by the Department of Health. A person can be tested by more than one laboratory and can have both positive and negative results. **Therefore, the sum of the numbers in each column will be larger than the total number of people tested.**

Reporting lab	Inconclusive	Negative	Positive	Percent positive	Total
AEGIS MEDICAL GROUP		135	28	17%	163
PRECISION GENETICS, INC		157	6	4%	163
TRI COUNTY NURSING HOME		162	1	1%	163
WALTON PLACE		163			163
DEERFIELD BEACH REHABILITATION AND NURSING		157	5	3%	162
LEE MEMORIAL HEALTH SYSTEM HEALTH FAIR		156	6	4%	162
MINUTECLINIC LLC #4987		145	17	10%	162
CHERRY OAK PALM BEACH COUNTY		154	8	5%	162
KINDRED HOSPITAL NORTH FLORIDA	3	150	8	5%	161
DESOTO PALMS ALF		155	6	4%	161
DOCTORS MEMORIAL FAMILY PRACTICE	2	122	37	23%	161
ARCADIA HEALTH AND REHABILITATION CENTER		100	60	38%	160
GREENBRIAR REHABILITATION AND NURSING CENTER	1	159			160
KEYSTONE REHAB		160			160
TUSCAN ISLE CHAMPIONSGATE OP CO LLC		158	2	1%	160
F&T MEDICAL RESEARCH, INC		160			160
AMERICAN HOUSE COCONUT POINT		138	22	14%	160
GRAND AVE PHARMACY		112	47	30%	159
POINTE, THE		131	28	18%	159
KEYSTYLE LIVING LLC	1	157	1	1%	159
BROOKDALE PENSACOLA		158	1	1%	159
MINUTECLINIC DIAGNOSTIC OF NORTH CAROL		133	25	16%	158
WUESTHOFF REF LABORATORY			158	100%	158
Consulate Health Care of Port Charlotte		156	2	1%	158
PROVIDENCE HOSPITAL LABORATORY		149	9	6%	158
LANDMARK HOSPITAL SOUTHWEST FLORIDA LLC		152	5	3%	157
WALGREENS 6221		139	18	11%	157
TIMBERRIDGE NURSING HOME & REHAB		123	34	22%	157
PHYSICIAN PARTNERS PERRY		93	64	41%	157
ALL FLORIDA FAMILY AND SPORTS MEDICINE		134	23	15%	157
TGH URGENT CARE - FAST TRACK			156	100%	156
Englewood Healthcare and Rehab		141	15	10%	156
MEMORY CARE OF NAPLES		155	1	1%	156
MD NOW MEDICAL CENTERS, INC.		121	35	22%	156
CLEARWATER STATMED QUICK QUALITY CLINICS		47	109	70%	156
Summit Medical Group		143	12	8%	155
FAMILY EXTENDED CARE OF CENTRAL TAMPA		137	18	12%	155
DIAMOND RIDGE		147	8	5%	155
PACIFICA SUNRISE☐		147	8	5%	155
COCOA BEACH/ADVENT CENTRA		41	114	74%	155
ADVENTHEALTH HOSPICE CARE CENTRAL FLORIDA		150	5	3%	155
CRANE CENTER		124	31	20%	155
CORE BIO LABS		76	79	51%	155
PRUITT HEALTH		152	2	1%	154
NCRNC INC		140	14	9%	154
OHI WEST INC		141	13	8%	154
WINDSOR OF LAKEWOOD RANCH,THE		151	3	2%	154

# COVID-19: testing by laboratory

Data through May 18, 2021 verified as of May 19, 2021 at 09:25 AM

Data in this report are provisional and subject to change.

The numbers in the table below represent the number of Florida and non-Florida residents for whom test results were received by the Department of Health. A person can be tested by more than one laboratory and can have both positive and negative results. **Therefore, the sum of the numbers in each column will be larger than the total number of people tested.**

Reporting lab	Inconclusive	Negative	Positive	Percent positive	Total
NAPHCARE, INC.		144	10	6%	154
CLINICA HISPANA		1	153	99%	154
PALMETTTO FACILITY INC	1	153			154
WALGREENS CO		136	18	12%	154
FAWCETT MEMORIAL HOSPITAL-LAB		39	115	75%	154
LABORATORY OF FLORIDA		97	56	37%	153
SUNNY HILLS ALF OF SEBRING INC		140	13	8%	153
REHAB AND HEALTHCARE CENTER OF CAPE CORAL		153			153
WILLOW BROOKE COURT AT AZALEA TRACE		149	3	2%	152
Centre Pointe Health and Rehabilitation Center		141	11	7%	152
GATEWAY CARE CENTER		150	2	1%	152
GRAND VILLA OF ORMOND BEACH		146	6	4%	152
NAVARRE GARDENS LLC		127	25	16%	152
MACKOUL PEDIATRICS FORT MYERS		130	21	14%	151
CROSSWINDS HEALTH AND REHABILITATION CENTER	1	148	2	1%	151
REFUAH HEALTH CENTER LABORATORY		143	8	5%	151
The Crossings		149	2	1%	151
PALM BEACH COUNTY HEALTH DEPT LAB	4	140	7	5%	151
ARLINGTON OF NAPLES INC, THE		151			151
ORANGE COUNTY CORRECTIONS HEALTH SERVICES		121	30	20%	151
GOLD CHOICE SENIOR COMMUNITIES		109	41	27%	150
SONATA COCONUT CREEK	2	125	23	15%	150
VILLAGE ON THE ISLE☐		144	6	4%	150
MED COMP SCIENCES		3	146	98%	149
PRECISION HEALTH RESOURCES, LLC	1	133	15	10%	149
DAYSPRING VILLAGE		127	22	15%	149
SANIBEL INTERNAL MEDICINE, LLC		143	6	4%	149
GRAND VILLA OF DELAND		140	9	6%	149
OAKHURST CENTER		142	7	5%	149
TURNING POINT OF TAMPA		140	8	5%	148
ALLIANCE PEDIATRICS		116	32	22%	148
SEAGRASS VILLAGE FLEMING ISLAND		111	37	25%	148
PROVISTA DIAGNOSTICS, INC		145	3	2%	148
East Bay Rehabilitation Center		113	35	24%	148
MILLENNIUM LAB SERVICES			148	100%	148
LIFE CARE CENTER OF JACKSONVILLE☐		127	21	14%	148
A2Z DIAGNOSTICS		146	1	1%	147
FG RAPID		140	7	5%	147
SUMMIT MEDICAL GROUP PA		134	13	9%	147
ROHR HOME		141	6	4%	147
Alhambra Health and Rehabilitation		146	1	1%	147
DIAGNOSTIC LABORATORY OF OKLAHOMA		121	26	18%	147
AESTHETIC SURGERY CENTER OF WINTER PARK, THE	3	139	5	3%	147
WEDGEWOOD HEALTHCARE CENTER		94	52	36%	146
TALLAHASSEE VA OPC		137	9	6%	146
Quail Run Health Care Center		146			146
BIODESIX, INC.		114	32	22%	146



# COVID-19: testing by laboratory

Data through May 18, 2021 verified as of May 19, 2021 at 09:25 AM

Data in this report are provisional and subject to change.

The numbers in the table below represent the number of Florida and non-Florida residents for whom test results were received by the Department of Health. A person can be tested by more than one laboratory and can have both positive and negative results. **Therefore, the sum of the numbers in each column will be larger than the total number of people tested.**

Reporting lab	Inconclusive	Negative	Positive	Percent positive	Total
WILLOWBROOKE COURT AT ST ANDREWS ESTATES		141	5	3%	146
BLOCK NATION CHASE		119	27	18%	146
RESEARCH CENTERS OF AMERICA, LLC		119	27	18%	146
QUALITY URGENT CARE AND WELLNESS		101	45	31%	146
MV MEDICAL PRACTICE DBA PRIMARY URGENT CARE		139	7	5%	146
BOSTON RED SOX CLUB LP		144	2	1%	146
BROOKDALE CAPE CORAL		145			145
KINDRED HOSPITAL-BAY AREA-ST PETERSBURG LAB	1	138	6	4%	145
TREASURE COAST FORENSIC TREATMENT CTR		124	21	14%	145
ADVENTHEALTH CENTRA CARE PONCIANA	1	81	63	43%	145
MANOR CARE OF PALM HARBOR		142	3	2%	145
DAYSPRING SENIOR LIVING LLC		143	2	1%	145
SEVEN HILLS HEALTH AND REHABILITATION CENTER		129	16	11%	145
REGENCY CARE OF BLOUNTSTOWN LLC		135	10	7%	145
JEFFERY WEINZWEIG		2	141	99%	143
BAY REGIONAL URGENT CARE	1	98	44	31%	143
OAKS OF KISSIMMEE HEALTH AND REHABILITATION CENTER		140	3	2%	143
SMILEY MEDICAL GROUP		108	35	24%	143
DB MD		126	16	11%	142
GRAND VILLA OF LAKE LAND		136	6	4%	142
SURFSIDE URGENT CARE		114	27	19%	141
WELLOW URGENT CARE PC		139	2	1%	141
UNITED CLINICAL LABORATORIES		132	9	6%	141
JOHN KNOX VILLAGE OF CENTRAL FLORIDA		136	5	4%	141
AVOW HOSPICE INC		140	1	1%	141
NOVARI CARE LLC		97	44	31%	141
LabCorp L#09258090 M#09258105		74	67	48%	141
MICRO PATH LABORATORIES INC		138	3	2%	141
DIATHERIX LABORATORIES		78	63	45%	141
ST PETERSBURG PEDIATRICS-MLK JUNIOR BLVD		131	10	7%	141
PORT ST LUCIE REHABILITATION AND HEALTHCARE		98	43	30%	141
HIGHLANDS MEDICAL CENTER		138	3	2%	141
ORANGE PARK PEDIATRICS		127	14	10%	141
DOCTOR'S IN HOUSE LABORATORY		18	122	87%	140
CARENOW URGENT CARE - LAKE MARY			140	100%	140
PANCARE HEALTH GULF COUNTY		109	31	22%	140
ECOLAB GROUP		104	36	26%	140
THREE OAKS PHARMACY INC		125	15	11%	140
PM PEDIATRICS		119	21	15%	140
SONNIS PEDIATRICS PA		121	18	13%	139
ARDEN COURTS OF WEST PALM BEACH		134	5	4%	139
PEDIATRIC SERVICES AND BREATHING CENTER PA		109	30	22%	139
SOUTH LAKE PEDIATRICS		120	19	14%	139
EMERALD COAST BEHAVIORAL HOSPITAL		132	7	5%	139
VITAS HEALTHCARE CORPORATION OF FLORIDA		135	4	3%	139
Gulf Coast Healthcare (Longwood Health and Rehab		118	21	15%	139
UNIVERSTIY CENTER MEDICAL LLC DBA	1	132	6	4%	139

# COVID-19: testing by laboratory

Data through May 18, 2021 verified as of May 19, 2021 at 09:25 AM

Data in this report are provisional and subject to change.

The numbers in the table below represent the number of Florida and non-Florida residents for whom test results were received by the Department of Health. A person can be tested by more than one laboratory and can have both positive and negative results. **Therefore, the sum of the numbers in each column will be larger than the total number of people tested.**

Reporting lab	Inconclusive	Negative	Positive	Percent positive	Total
GRAND OAKS HEALTH & REHABILITATION		138	1	1%	139
MAIN STREET MEDICAL CENTER OF CRESTVIEW PA		113	26	19%	139
GIBBENS FAMILY MEDICAL, LLC		118	21	15%	139
LABCORP RTP		55	84	60%	139
AHEC CLINIC		8	130	94%	138
CLARE BRIDGE OF CAPE CORAL	1	137			138
ADVENT HEALTH CENTRA CARE - DELAND		28	110	80%	138
AMERICAN PATHOLOGY PARTNERS		136	2	1%	138
MANOR AT BLUEWATER BAY		131	7	5%	138
ADVENT HEALTH CENTRA CARE - CITRUS PARK		9	129	93%	138
Lakeside Nursing and Rehabilitation Center	1	112	25	18%	138
PUTNAM COUNTY SHERIFFS OFFICE		128	10	7%	138
TGH URGENT CARE – TYRONE		10	128	93%	138
ENCOMPASS HEALTH REHABILITATION HOSPITAL		136	1	1%	137
STEWART MEDICAL GROUP		34	103	75%	137
VITAS HEALTHCARE		123	14	10%	137
HARBORCHASE OF VERO BEACH	1	117	19	14%	137
SPRING HAVEN RETIREMENT	1	133	3	2%	137
MINUTECLINIC DIAGNOSTIC OF NORTH CARO		121	15	11%	136
ARIZONA DEPARTMENT OF HEALTH SERVICES		5	131	96%	136
ADVENT HEALTH CENTRA CARE - ORANGE CITY	1	53	82	60%	136
SONATA DELRAY BEACH		125	11	8%	136
PRIME HEALTH OF NORTH PORT LLC		114	22	16%	136
SUNRISE SENIOR LIVING OF JACKSONVILLE		120	16	12%	136
L&S SENIOR CARE DBA ARCADIA OAKS	4	131	1	1%	136
SONATA WEST		133	2	1%	135
IRL MARKET LAB ALACHUA		104	31	23%	135
PEDIATRIC CARE CENTER		135			135
ENCOMPASS HEALTH REHABILITATION HOSPITAL OF SARASOTA		134	1	1%	135
OAKS OF CLEARWATER, THE		132	3	2%	135
SOUTH CAMPUS FACILITY INC		122	12	9%	134
TREASURE COAST PEDIATRICS PA		126	8	6%	134
SUNY UPSTATE OVERFLOW LABORATORY		134			134
SANDALWOOD NURSING CENTER		127	7	5%	134
DOCTORS CENTER PA,THE		116	18	13%	134
ADVANCED MEDICAL CENTER		86	48	36%	134
ALTERNATIVE LIVING, INC DBA TWIN CITIES PAVILION		131	3	2%	134
HOSPICE OF MARTIN & ST LUCIE, INC		130	3	2%	133
HEARTLAND PHARMACY LAKE PLACID, INC		100	33	25%	133
LATE HOURS URGENT CARE		68	65	49%	133
MINUTECLINIC DIAGNOSTIC OF OHIO LLC		111	22	17%	133
SOLARIS SENIOR LIVING OF MERRITT ISLAND		127	5	4%	132
THE REHABILITATION CENTER OF LAKE CITY		127	5	4%	132
LAKELAND REGIONAL HEALTH LAKE MIRIAM	3	87	42	32%	132
SEMINOLE SPORTS AND FAMILY MEDICINE		116	16	12%	132
CENTRACARE		18	114	86%	132
MORTON PLANT HOSPITAL NURSING		2	130	98%	132

# COVID-19: testing by laboratory

Data through May 18, 2021 verified as of May 19, 2021 at 09:25 AM

Data in this report are provisional and subject to change.

The numbers in the table below represent the number of Florida and non-Florida residents for whom test results were received by the Department of Health. A person can be tested by more than one laboratory and can have both positive and negative results. **Therefore, the sum of the numbers in each column will be larger than the total number of people tested.**

Reporting lab	Inconclusive	Negative	Positive	Percent positive	Total
VITAS HEALTHCARE CORP OF FLORIDA		131	1	1%	132
AMERICAN HOUSE-BONITA SPRINGS☐		131	1	1%	132
THE WELLNESS CENTER AT LAKEWOOD RANCH		43	88	67%	131
INTEGRATED REGIONAL LABORATORIES		119	12	9%	131
COQUINA CENTER		126	5	4%	131
ARBOR TERRACE SAN JOSE LLC	3	126	2	2%	131
FOUNTAINS OF HOPE LLC, THE		130	1	1%	131
CHARLES CROFT MD	1	127	2	2%	130
MOOSEHAVEN LIFE CARE CENTER		130			130
MEYER PEDIATRICS		114	16	12%	130
ST JOSEPHS HOSPITAL SOUTH HOSPITAL		1	129	99%	130
VIERA HOSPITAL			130	100%	130
PANAMA PHARMACY	3	109	18	14%	130
THE CLUB AND REHABILITATION CENTER		129	1	1%	130
ENCOMPASS HEALTH REHABILITATION HOSPITAL OF LARGO		127	3	2%	130
EC OPCO CARROLLWOOD LLC		123	7	5%	130
BMHSI-AEL MICROBIOLOGY LABORATORY	2	102	25	19%	129
TRI-COUNTY NURSING HOME		117	12	9%	129
QUICK CARE MED PL CR		80	49	38%	129
LIFESTREAM BEHAVIORIAL CENTER		104	25	19%	129
FHMG- FLORIDA HOSPITAL MEDICAL GROUP		114	14	11%	128
ADVENT HEALTH - CENTRAL PASCO ER		111	17	13%	128
GUIDEWELL EMERGENCY MEDICINE DOCTORS LLC		85	43	34%	128
WESTCHESTER MEDICAL CENTER	1	121	6	5%	128
Cross Landings Health and Rehabilitation		119	9	7%	128
IQBAL A FARUQUI MD☐		93	35	27%	128
SHOAL CREEK REHABILITATION CENTER		85	42	33%	127
THE COURTYARD ASSISTED LIVING		123	4	3%	127
HILLSBOROUGH COUNTY DEVELOPMENTAL CTR☐	1	117	9	7%	127
TIFFANY HALL NURSING AND REHAB CENTER		118	9	7%	127
ADVENTHEALTH MEDICAL GROUP PRIMARY CARE		116	11	9%	127
FLORIDA DEPARTMENT OF HEALTH IN LAKE COUNTY	1	79	47	37%	127
GESSLER CLINIC PA		98	29	23%	127
NORTHWESTERN UNIVERSITY CORP		125	1	1%	126
IXI WELLNESS DALLAS, LLC		126			126
Golfview Healthcare Center		120	6	5%	126
PALM BAY HOSPITAL			126	100%	126
MONTEFIORE MEDICAL CENTER LABORATORIES - MOSES		116	10	8%	126
WINDERMERE MEDICAL CENTER		120	6	5%	126
BROOKDALE PALM COAST		125			125
SMS DO PA		106	19	15%	125
Mt Sinai Aventura			125	100%	125
ADVANCED EMURGENT CARE		28	97	78%	125
TROPICANA MANUFACTURING COMPANY INC		118	7	6%	125
PALMS EDGE	1	116	8	6%	125
FHMG LAKE MARY PEDS		108	16	13%	124
PATRICK AIR FORCE BASE		11	113	91%	124

# COVID-19: testing by laboratory

Data through May 18, 2021 verified as of May 19, 2021 at 09:25 AM

Data in this report are provisional and subject to change.

The numbers in the table below represent the number of Florida and non-Florida residents for whom test results were received by the Department of Health. A person can be tested by more than one laboratory and can have both positive and negative results. **Therefore, the sum of the numbers in each column will be larger than the total number of people tested.**

Reporting lab	Inconclusive	Negative	Positive	Percent positive	Total
MINUTECLINIC DIAGNOSTIC OF RHODE ISLAND, LLC #729		120	4	3%	124
ADVENT HEALTH CENTRA CARE - BRANDON		31	93	75%	124
ISLAND URGENT CARE PLLC DBA AFC URGENT CARE		123	1	1%	124
CHILDRENS CLINIC		70	54	44%	124
ARBOR GLEN AT ARBOR TRACE	2	113	9	7%	124
FLORIDA ATLANTIC UNIVERSITY		116	8	6%	124
ALL CARE URGENT CARE			124	100%	124
NORTH FL SOUTH GA HCS-MALCOM RANDALL VAMC			124	100%	124
ARDEN COURTS OF SARASOTA		106	18	15%	124
SHERMAN-ABRAMS LABORATORY INC		115	8	7%	123
PSL NAPLES BH OPERATIONS, LLC		123			123
GENEDX		48	75	61%	123
CITRUS MEMORIAL HEALTH SYSTEM LAB		2	121	98%	123
TREASURE COAST PRIMARY CARE		100	23	19%	123
PICH KTM CORP DBA MEDTOWN PHARMACY		106	17	14%	123
COLONY CARE CENTER		106	17	14%	123
RARITAN BAY PERTH AMBOY		114	9	7%	123
LENOX HILL HOSPITAL		113	9	7%	122
BLISS HEALTHCARE SERVICES	1	96	25	20%	122
PHYSICIANS REGIONAL CLINIC		92	30	25%	122
HOSPICE OF THE EMERALD COAST INC - PANAMA CITY	2	113	7	6%	122
PARKVIEW HEALTH		121	1	1%	122
TUSCAN ISLE OPERATING COMPANY LLC DBA		118	4	3%	122
Hialeah Nursing And Rehabilitation Center		115	6	5%	121
CALADIUM PEDIATRICS		105	16	13%	121
PINELLAS COUNTY JAIL			121	100%	121
BROOKDALE JENSEN BEACH		118	3	2%	121
J FRANK AVEY MD		93	28	23%	121
Sandy Ridge Center for Rehabilitation and Healing		100	21	17%	121
Crystal Health & Rehab Center		115	6	5%	121
URGENT CARE TCMA			121	100%	121
CAN COMMUNITY HEALTH		118	2	2%	120
UNIVERSITY HEALTH SYSTEM INC		109	11	9%	120
FLAGLER COLLEGE HEALTH SERVICES		86	34	28%	120
ARBOR TERRACE ORTEGA LLC	2	116	2	2%	120
MY CLINICAL LAB INC		17	103	86%	120
HOBDAIRI FAMILY HEALTH LLC		83	37	31%	120
TOTAL CARE PLUS LLC			119	100%	119
VILLAS OF HOLLY BROOK - BRADENTON 14TH		117	2	2%	119
COASTAL HEALTH AND REHAB		110	9	8%	119
MED ONE AT SAINT AUGUSTINE		87	32	27%	119
MATHISON RETIREMENT COMMUNITY		114	5	4%	119
BROWARD HEALTH CORAL SPRINGS EPIDEMIOLOGY DEPT		1	118	99%	119
DELAND WELLNESS CENTER			119	100%	119
ISLAND DOCTORS		23	96	81%	119
BROOKDALE CANOPY OAKS		87	32	27%	119
RDX BIOSCIENCE		60	59	50%	119

# COVID-19: testing by laboratory

Data through May 18, 2021 verified as of May 19, 2021 at 09:25 AM

Data in this report are provisional and subject to change.

The numbers in the table below represent the number of Florida and non-Florida residents for whom test results were received by the Department of Health. A person can be tested by more than one laboratory and can have both positive and negative results. **Therefore, the sum of the numbers in each column will be larger than the total number of people tested.**

Reporting lab	Inconclusive	Negative	Positive	Percent positive	Total
WINDSOR WOODS REHAB & HEALTHCARE CTR		111	7	6%	118
A PLUS FAMILY URGENT CARE		94	24	20%	118
SH HERON EAST LLC□		103	15	13%	118
GRAND OAKS OF JENSEN BEACH LLC□		113	5	4%	118
SOUTH BALDWIN MEDICAL CENTER GULF SHORES		95	23	19%	118
MINUTECLINIC DIAGNOSTIC OF SOUTH CAROLINA, LLC		97	20	17%	117
BROOKDALE COLONIAL PARK	2	114	1	1%	117
SIMEDHEALTH LLC		102	15	13%	117
CAREATC		30	87	74%	117
NORTH SHORE MEDICAL LABS	1	109	7	6%	117
MD 365 MEDICAL CARE		116	1	1%	117
NEIGHBORHOOD MEDICAL CENTER		112	5	4%	117
BAY PINES MEDICAL ASSOCIATES		1	116	99%	117
MULBERRY CARE CENTER		104	13	11%	117
CARE CENTERS OF NASSAU, LLC - HENDRICKS RD		115	1	1%	116
CONSULATE HEALTH CARE OF SARASOTA□	1	115			116
TREASURE COAST MEDICAL ASSOCIATES		4	112	97%	116
LPG PRIMARY CARE AT SURFSIDE		102	14	12%	116
OZ		116			116
BELVEDERE COMMONS OF FORT WALTON BEACH		106	10	9%	116
WESTWOOD NURSING & REHAB		82	34	29%	116
LEE COUNTY SCHOOL DISTRICT	1	108	7	6%	116
CSL PLASMA INC		11	105	91%	116
SUNFLOWER SPRINGS ASSISTED LIVING		105	10	9%	115
UNIVERSITY MEDICAL CENTER SUITES		101	14	12%	115
CABANA AT JENSEN DUNES, THE		111	4	3%	115
THE POINTE AT CEDAR PARK		114	1	1%	115
VILLAGES VA CBOC	2	106	7	6%	115
Courtyards of Orlando Care Center		102	13	11%	115
ELAN BUENA VISTA		97	17	15%	114
G & R HEALTH MART PHARMACY		94	20	18%	114
ASHRAF MEDICAL GROUP PLLC DBA PULSE MD		110	3	3%	113
CLEVELAND CLINIC FOUNDATION		12	101	89%	113
CAREMOUNT MEDICAL - PATHOLOGY		109	4	4%	113
ALLIED HEALTH FORT PIERCE		112			112
GRACE MEDICAL HOME		93	19	17%	112
VRL EUROFINs - HAWAII		112			112
TGH URGENT CARE POWERED BY FAST TRACK			112	100%	112
CVS NY4098030POCT NEW YORK		111	1	1%	112
AU HEALTH		96	16	14%	112
ALL MY KIDS PEDIATRICS INC		78	33	30%	111
WHITE PLAINS HOSPITAL CENTER LAB		107	4	4%	111
EXPRESS DOCS LLC		11	100	90%	111
MEDEXPRESS - BLOOMIN BRANDS		88	23	21%	111
MG PORT CHARLOTTE II SUBTENANT LLC		99	12	11%	111
HARBORCHASE OF NAPLES		97	14	13%	111
BAPTIST MEDICAL CENTER SOUTH		88	22	20%	110



# COVID-19: testing by laboratory

Data through May 18, 2021 verified as of May 19, 2021 at 09:25 AM

Data in this report are provisional and subject to change.

The numbers in the table below represent the number of Florida and non-Florida residents for whom test results were received by the Department of Health. A person can be tested by more than one laboratory and can have both positive and negative results. **Therefore, the sum of the numbers in each column will be larger than the total number of people tested.**

Reporting lab	Inconclusive	Negative	Positive	Percent positive	Total
Ocala Oaks Rehabilitation Center		104	6	5%	110
INFINITY BIOLOGIX LLC OAKDALE		104	6	5%	110
AFTER HOURS PEDIATRICS			110	100%	110
LAKE HOUSE ASSISTED LIVING		93	17	15%	110
BRANDYWYNE HEALTH CARE CENTER		107	2	2%	109
WE SCREEN LLC		103	6	6%	109
KALEIDA HEALTH CENTER FOR LABORATORY		103	6	6%	109
LECONTE MEDICAL CENTER LAB		89	20	18%	109
Riviera Health Resort		108	1	1%	109
EVANS HEALTH CARE		106	2	2%	108
North Lake Care Center		107	1	1%	108
NAVY HOSPITAL			108	100%	108
VANDERBILT UNIVERSITY MEDICAL CENTER		98	9	8%	107
FLORIDA PEDIATRIC GROUP		44	63	59%	107
MENORAH HOUSE		106	1	1%	107
ORLANDO LUTHERAN TOWERS ASSISTED LIVING		107			107
BAY VIEW HEALTHCARE		85	22	21%	107
Salerno Bay Health & Rehabilitation Center		97	10	9%	107
WORLD OF PEDIATRICS LLC		99	8	7%	107
ELMCROFT OF BELLA VITA		98	8	8%	106
HEART OF FLORIDA REGIONAL MED CTR		35	71	67%	106
NORTH FLORIDA EVALUATION AND TREATMENT CENTER	2	99	5	5%	106
MAJESTIC OAKS		103	3	3%	106
325TH MEDICAL GROUP		87	19	18%	106
MIAMI BEACH COMMUNITY HEALTH CENTER		2	104	98%	106
SUNSHINE GARDENS		105	1	1%	106
Gulfport Rehabilitation Center		102	3	3%	105
MEDICAL CONSULTANTS OF FLORIDA DBA	1	90	14	13%	105
PORT CHARLOTTE REHABILITATION CENTER		90	15	14%	105
ST PETERSBURG PEDIATRICS-SEMINOLE		92	13	12%	105
COASTAL LABORATORIES OF FLORIDA		92	13	12%	105
ST MARK ASSISTED LIVING CENTER	1	92	12	11%	105
CATHOLIC HEALTH SERVICES REGIONAL LAB		97	8	8%	105
PEDIATRIC SERVICES OF AMERICA INC		98	6	6%	104
DOUGLAS T JACOBSON STATE VETERANS HOME		104			104
PEDIATRIC CARE CENTER- JACKSONVILLE BEACH		75	29	28%	104
NORTH CENTRAL BRONX HOSPITAL		99	5	5%	104
PREDICTIVE LABORATORIES, INC	1	90	13	13%	104
EAST RIDGE RETIREMENT VILLAGE INC		104			104
GRANDE, THE	2	98	4	4%	104
VISTA MANOR		92	12	12%	104
STONY BROOK UNIVERSITY MEDICAL CENTER		89	14	14%	103
FLORIDA MEDICAL CLINIC - MULTI SPECIALTY CAMPUS		53	50	49%	103
PUBLIC SQUARE PHARMACY LLC		81	22	21%	103
CRESTVIEW URGENT CARE	1	23	78	76%	102
CENTRAL FLORIDA HEALTH CARE		47	55	54%	102
HENNEPIN HEALTHCARE LABORATORY		102			102

# COVID-19: testing by laboratory

Data through May 18, 2021 verified as of May 19, 2021 at 09:25 AM

Data in this report are provisional and subject to change.

The numbers in the table below represent the number of Florida and non-Florida residents for whom test results were received by the Department of Health. A person can be tested by more than one laboratory and can have both positive and negative results. **Therefore, the sum of the numbers in each column will be larger than the total number of people tested.**

Reporting lab	Inconclusive	Negative	Positive	Percent positive	Total
BROOKDALE VERO BEACH SOUTH AL		101	1	1%	102
SANTA BARBARA CARE CENTER		78	24	24%	102
PANIRA HEALTHCARE CLINIC		2	100	98%	102
GEORGE E WEEMS MEMORIAL HOSPITAL LAB		85	17	17%	102
PRIMECARE AT TWIN LAKES		3	99	97%	102
PruittHealth Fleming Island		87	15	15%	102
CCS - BROWARD COUNTY JAIL		94	7	7%	101
EMERALD COAST CENTER		97	4	4%	101
HAWTHORN HOUSE		87	14	14%	101
LAFAYETTE NURSING AND REHABILITATION CENTER		99	2	2%	101
1ST PRIORITY LAB SERVICES		84	17	17%	101
PENNSYLVANIA DEPT OF HEALTH		21	80	79%	101
AVANTE OF MOUNT DORA INC		101			101
MACADAMS HOME HEALTH AGENCY		100	1	1%	101
DAVENPORT PEDIATRICS CLERMONT PA		91	10	10%	101
WINDSOR OAKS		100	1	1%	101
GOOD HEARTS COVID TESTING		57	43	43%	100
JOHN KNOX VILLAGE OF FLORIDA ALF	1	95	4	4%	100
ORLANDO COVID TEST , LLC		92	8	8%	100
GLOBAL CENTRAL LABS AT PPD	2	88	10	10%	100
Consulate Health Care of Jacksonville		85	14	14%	99
HUNTSVILLE HOSPITAL LABORATORY		71	28	28%	99
DEVANSH LAB WERKS INC		79	20	20%	99
GRAND VILLA OF LARGO		90	9	9%	99
GARDENS AT TERRACINA HEALTH & REHABILITATION		97	1	1%	98
PLAZA OF HALLANDALE BEACH		98			98
SEMINOLE COUNTY HEALTH DEPARTMENT		79	19	19%	98
LABCORP		30	68	69%	98
URINEGOODHANDS LLC		96	2	2%	98
ARBOR TRAIL		78	20	20%	98
KORGENE LAB	1	28	69	70%	98
LANDMARK, THE		48	50	51%	98
VALLEY MEDICAL CENTER		91	7	7%	98
MIRIMUS CLINICAL LABS	2	42	54	55%	98
FLORIDA COMMUNITY HEALTH CENTERS INC			98	100%	98
AESTHETIC ENHANCEMENTS		97			97
KINDRED AT HOME		88	9	9%	97
HURLBURT FIELD CLINIC		39	58	60%	97
MINNESOTA TWINS		92	5	5%	97
SUPERIOR RESIDENCES OF LECANTO		82	15	15%	97
SIGNATURE HEALTHCARE OF MIDDLEBURG		95	2	2%	97
HEALTH CENTERS AT BRENTWOOD		96	1	1%	97
CATHOLIC HEALTH SYSTEM DEPT LABORATORY		93	4	4%	97
SKIPPACK MEDICAL LAB		82	15	15%	97
RIDGEWOOD DIAGNOSTIC LABORATORY		92	5	5%	97
JOHN D ARCHBOLD MEMORIAL HOSPITAL		94	3	3%	97
QPS, LLC		93	3	3%	96

# COVID-19: testing by laboratory

Data through May 18, 2021 verified as of May 19, 2021 at 09:25 AM

Data in this report are provisional and subject to change.

The numbers in the table below represent the number of Florida and non-Florida residents for whom test results were received by the Department of Health. A person can be tested by more than one laboratory and can have both positive and negative results. **Therefore, the sum of the numbers in each column will be larger than the total number of people tested.**

Reporting lab	Inconclusive	Negative	Positive	Percent positive	Total
ADVENT HEALTH CENTRA CARE - WATERMAN		79	17	18%	96
PEDIATRIC ASSOCIATES ORLANDO		82	14	15%	96
MARKET STREET VIERA		95	1	1%	96
INSTITUTE OF PATHOLOGY KINGS COUNTY		93	3	3%	96
LABFIRST - DEPARTMENT OF PATHOLOGY		92	4	4%	96
GADSDEN COUNTY HEALTH DEPARTMENT		83	13	14%	96
BARRY UNIVERSITY STUDENT HEALTH SERVICES		52	44	46%	96
EAST ALABAMA MEDICAL CENTER LABORATORY		84	12	13%	96
GOLFCREST HEALTHCARE CENTER		96			96
BREVARD HEALTH ALLIANCE INC		93	3	3%	96
BAYSHORE MEMORY CARE		96			96
ERIE COUNTY MEDICAL CTR CLINICAL LABS		92	4	4%	96
BRIDGEVIEW CENTER LLC		81	14	15%	95
MEDRITE URGENT CARE		81	14	15%	95
HEARTLAND PEDIATRIC ASSOCIATES		80	15	16%	95
ADVENT HEALTH CENTRA CARE - EAST ORLANDO		65	30	32%	95
CROSS CITY REHABILITATION AND HEALTH CARE CENTER		72	23	24%	95
ROSECASTLE AT DELANEY CREEK		94	1	1%	95
THE TERRACE OF KISSIMMEE		80	15	16%	95
Baldwin Pediatrix		83	11	12%	94
JENNIFER J CHIAVETTA-GRLSANTI DC		77	17	18%	94
Conway Lakes Health and Rehabilitation Center		93	1	1%	94
NEW SMYRNA BEACH URGENT CARE			94	100%	94
DIAGNOSTIC SOLUTIONS		3	91	97%	94
A COUNTRY PLACE ASSISTED LIVING FACILITY		92	2	2%	94
Summit Medical Group, Pa DbA Citymd		87	7	7%	94
CVS MINUTE CLINIC		3	90	97%	93
BISHOP GRADY VILLAS		91	2	2%	93
TGH URGENT CARE - RIVERVIEW			93	100%	93
PRESERVE AT PALM AIRE	3	90			93
CENTURY CENTER FOR REHABILITATION & HEALING		74	18	20%	92
PROMEDICA SENIOR LIVING		86	6	7%	92
PLYMOUTH HOME FOR ADULTS, INC.	8	83	1	1%	92
SUWANNEE COUNTY SHERIFF OFFICE		89	3	3%	92
LAKE GIBSON VILLAGE, LLC		89	3	3%	92
JESSIE TRICE COMMUNITY HEALTH SYSTEM, INC		75	17	18%	92
MAGNOLIA DIAGNOSTIC		2	90	98%	92
DAVITA LABORATORY		69	23	25%	92
CONCENTRA - FT LAUDERDALE - COMMERCIAL BLVD		90	2	2%	92
SONORAN DESERT PATHOLOGY ASSOCIATES		3	88	97%	91
BAHIA OAKS LODGE		85	6	7%	91
TAMPA BAY CONCIERGE DOCTOR, LLC		87	4	4%	91
SUN CLINICAL LABORATORIES		90	1	1%	91
LAKELAND REGIONAL HEALTH GATEWAY CENTER		65	26	29%	91
NAPHCARE INC		85	6	7%	91
JERICO URGENT CARE		87	4	4%	91
HERON CLUB AT PRESTANCIA		89	2	2%	91

# COVID-19: testing by laboratory

Data through May 18, 2021 verified as of May 19, 2021 at 09:25 AM

Data in this report are provisional and subject to change.

The numbers in the table below represent the number of Florida and non-Florida residents for whom test results were received by the Department of Health. A person can be tested by more than one laboratory and can have both positive and negative results. **Therefore, the sum of the numbers in each column will be larger than the total number of people tested.**

Reporting lab	Inconclusive	Negative	Positive	Percent positive	Total
AVERO DIAGNOSTICS		67	24	26%	91
COOPER FAMILY MEDICAL PLLC		71	20	22%	91
DEBARY HEALTH AND REHABILITATION CENTER		88	3	3%	91
CAMPBELL URGENT CARE		15	76	84%	91
STUART REHABILITATION AND HEALTHCARE		75	16	18%	91
MD 365 MEDICAL CARE PLLC		91			91
PARK OF THE PALMS INC		90	1	1%	91
MISIR DRUGS LLC		72	19	21%	91
ST VINCENT'S BIRMINGHAM		83	7	8%	90
KEYS MEDICAL GROUP			90	100%	90
MANATEE COUNTY JAIL		89	1	1%	90
Lanier Rehab		64	26	29%	90
AR ANESTHESIA LLC		88	2	2%	90
Winter Garden Rehab and Nursing Facility		79	11	12%	90
ATLAN		80	9	10%	89
EVENTEST, LLC		87	2	2%	89
FREEDOM INN AT TARPON SPRINGS		82	7	8%	89
FLORIDA MEDICAL CLINIC PA		61	28	31%	89
PANCARE HEALTH - FREEPORT CLINIC SUITE B		80	9	10%	89
ATRIUM AT LIBERTY PARK		85	4	4%	89
STUART LODGE LIVING LLC		66	23	26%	89
WALGREENS 2941		85	4	4%	89
PERSONAL PEDIATRICS		78	11	12%	89
URGENT CARE USA LLC		2	87	98%	89
HUNTINGTON HOSPITAL LABORATORY		86	3	3%	89
EMERGENCY PHYSICIANS MEDICAL CENTER LLC		65	24	27%	89
ALCALA TESTING & ANALYSIS SERVICES		84	5	6%	89
ACE BIOMEDICAL LABS LLC		74	15	17%	89
ISLAND LAKE CENTER		68	21	24%	89
LAKE SHERIFF		69	20	22%	89
ST VINCENTS PRIMARY CARE		81	8	9%	89
MEDICAL PAVILION CLINIC		66	23	26%	89
LEVY COUNTY DEPARTMENT OF HEALTH		64	25	28%	89
NORTH FLORIDA SPINE AND WELLNESS		69	20	22%	89
MIAMI SHORES NURSING & REHAB		89			89
ROCKLEDGE REGIONAL MEDICAL CENTER		36	52	59%	88
BAYLOR GENETICS		75	13	15%	88
HOLMES COUNTY HEALTH DEPARTMENT	1	74	13	15%	88
GOVERNOR'S CREEK HEALTH & REHABILITATION		87	1	1%	88
PRODUCTION HEALTH SAFETY MANAGEMENT		86	2	2%	88
ORTHOPAEDIC SURGERY CENTER		88			88
MEDEXPRESS URGENT CARE WEST TAMPA			88	100%	88
LEE MEMORIAL HEALTH SYSTEM D/B/A LEE COMMUNITY		82	6	7%	88
PREMIUM HEALTH SERVICES OF TAMPA BAY LLC		56	32	36%	88
CLYDE E LASSEN STATE VETERANS NURSING HOME		62	26	30%	88
CHAMBREL AT ISLAND LAKE		84	4	5%	88
BEACHES PEDIATRICS PA		82	5	6%	87

# COVID-19: testing by laboratory

Data through May 18, 2021 verified as of May 19, 2021 at 09:25 AM

Data in this report are provisional and subject to change.

The numbers in the table below represent the number of Florida and non-Florida residents for whom test results were received by the Department of Health. A person can be tested by more than one laboratory and can have both positive and negative results. **Therefore, the sum of the numbers in each column will be larger than the total number of people tested.**

Reporting lab	Inconclusive	Negative	Positive	Percent positive	Total
PACIFIC ANALYTICS			87	100%	87
UNIVERSITY OF NEW MEXICO HOSPITAL		87			87
DELCARE PA		70	17	20%	87
LAKE BUTLER HOSPITAL		78	9	10%	87
TANVIR H SHAGAR NP		80	7	8%	87
LAKE HOWELL FAMILY MEDICINE ASSOCIATES		70	17	20%	87
BRANDON HEALTH AND REHABILITATION CENTER	1	85	1	1%	87
OCOEE PEDIATRICS		79	8	9%	87
EISENHOWER ARMY MEDICAL CENTER		80	7	8%	87
SUNCOAST TECHNICAL COLLEGE SCHOOL OF HEALTH		87			87
TITUSVILLE FAMILY PRACTICE		29	57	66%	86
PENSACOLA DEVELOPMENTAL CENTER		67	19	22%	86
BRILLIANCE ASSISTED LIVING		69	17	20%	86
WALGREENS #12673		82	4	5%	86
DISCOVERY VILLAGE AT THE FORUM		86			86
AHMG SURGICAL SPECIALIST		86			86
W. FRANK WELLS NURSING HOME		84	1	1%	85
MINUTECLINIC DIAGNOSTIC OF NEW JERSEY		77	8	9%	85
GRAND ST PAUL CVS		82	3	4%	85
ARBOR OAKS AT TYRONE	9	74	2	2%	85
PRMG - EAST NAPLES	1	73	11	13%	85
BARNETT PARK		2	83	98%	85
MEADOWCREST FAMILY PHYSICIANS PA	1	60	24	28%	85
ROYAL CARE OF AVON PARK		81	3	4%	84
PINES OF SARASOTA GARDEN		84			84
LPG PRIMARY CARE AT PINE ISLAND		70	14	17%	84
CENTRAL FLORIDA PEDIATRICS		38	46	55%	84
LONG TERM CARE OF JAY, LLC		63	21	25%	84
ARTHREX MEDICAL CENTER		46	38	45%	84
NITE LITE PEDIATRICS - JACKSONVILLE		76	8	10%	84
CLUB HEALTH AND REHABILITATION CENTER, THE		83			83
LABCORP EMPLOYER SERVICES		82	1	1%	83
ADVENTHEALTH MEDICAL GROUP MULTISPECIALTY			83	100%	83
MID FLORIDA PRIMARY CARE PA		69	14	17%	83
CANOPY ON BERRYHILL, THE		51	32	39%	83
BROWARD HEALTH MEDICAL CENTER CLINICAL LAB			83	100%	83
THE TRADITION OF THE PALM BEACHES		80	3	4%	83
BioReference Laboratories, Inc		10	73	88%	83
LAB PLUS, LLC AT SAINT THOMAS WEST HOSPITAL		68	14	17%	82
NORTH SHORE UNIVERSITY HOSPITAL LABORATORY		75	7	9%	82
LAKE CITY VA MEDICAL CENTER			82	100%	82
THE PAVILION FOR HEALTH CARE		72	10	12%	82
Heartland Health Care Center North Sarasota		68	14	17%	82
Lexington Health and Rehabilitation Center		82			82
WEST VOLUSIA FAMILY AND SPORTS MEDICINE		75	7	9%	82
LAB		29	52	64%	81
BIO-TECH CLINICAL LABORATORIES		41	40	49%	81



# COVID-19: testing by laboratory

Data through May 18, 2021 verified as of May 19, 2021 at 09:25 AM

Data in this report are provisional and subject to change.

The numbers in the table below represent the number of Florida and non-Florida residents for whom test results were received by the Department of Health. A person can be tested by more than one laboratory and can have both positive and negative results. **Therefore, the sum of the numbers in each column will be larger than the total number of people tested.**

Reporting lab	Inconclusive	Negative	Positive	Percent positive	Total
STONY BROOK SOUTHAMPTON		79	2	2%	81
NICEVILLE URGENT CARE		34	47	58%	81
MEDCOR CORPORATE CLINIC		80	1	1%	81
PIERCE INSTRUMENTS INC		79	2	2%	81
SEBRING PEDIATRICS LLC		54	27	33%	81
GROWING TOGETHER PEDIATRICS, LLC		74	6	8%	80
BALMORAL TENANT SERVICES INC	1	43	36	45%	80
LEE COMMUNITY HEALTHCARE - LEHIGH		67	13	16%	80
ERIC C MRSHAL, MD, PC #1842		77	3	4%	80
JACOBI MEDICAL CENTER		75	5	6%	80
EDGEWATER AT WATERMAN VILLAGE		78	1	1%	79
BRADFORD COUNTY HEALTH DEPARTMENT		78	1	1%	79
ORLANDO CLINICAL RESEARCH CENTER		76	3	4%	79
CLEARWATER PAIN MANAGEMENT ASSOCIATES		77	2	3%	79
PANCARE HEALTH - MALONE CLINIC		72	7	9%	79
BOND CLINIC PA		46	33	42%	79
AIR, LAND & SEA PHYSICALS & CONSULTATIONS, LLC		78	1	1%	79
DEVELOPMENTAL DISABILITIES DEFENDANT PROGRAM		77	2	3%	79
MINUTECLINIC, LLC		69	10	13%	79
CENTRAL BALDWIN IMMEDIATE CARE & FAMILY PRACTICE		61	18	23%	79
CBS LABS OF TAMPA LLC		3	76	96%	79
SIMED LABORATORY		63	16	20%	79
MICHAEL AKPEKE MD		70	9	11%	79
VETERANS AFFAIRS MEDICAL CENTER - PALO ALTO		28	51	65%	79
MINUTECLINIC DIAGNOSTIC OF KANSAS, PA		70	9	11%	79
SEWALLS POINT PHARMACY INC		70	8	10%	78
DHMD		78			78
TOWERS HOME CARE☐		74	4	5%	78
LAKE MORTON PLAZA☐		75	3	4%	78
ROSECASTLE OF JACKSONVILLE LLC		76	2	3%	78
NEW MEXICO STATE PUBLIC HEALTH DIVISION		78			78
TRINITY URGENT CARE		63	15	19%	78
THOMAS INTERNAL MEDICINE		65	13	17%	78
NOMI HEALTH LAB SERVICES LLC		8	70	90%	78
SUNSHINE PEDIATRICS		77	1	1%	78
BAYCARE MEDICAL GROUP		71	7	9%	78
DOH-WEST PALM BEACH BRANCH LABORATORY		3	75	96%	78
Grand Villa of Clearwater		71	6	8%	77
ERDOX		72	5	6%	77
WOMENS CARE FLORIDA LABORATORY		70	7	9%	77
MINUTECLINIC DIAGNOSTIC OF SOUTH CAROL		70	7	9%	77
BOND CLINIC DR ELDEEB		38	39	51%	77
HEALTH FIRST - PALM BAY HOSPITAL		2	75	97%	77
EMPLOYEE WELLNESS PA		59	18	23%	77
MICHAEL A VENAZIO MD		73	4	5%	77
PALM RIVER COMMUNITY HEALTH CENTER		68	9	12%	77
PANCARE HEALTH - JACKSON COUNTY		64	13	17%	77

# COVID-19: testing by laboratory

Data through May 18, 2021 verified as of May 19, 2021 at 09:25 AM

Data in this report are provisional and subject to change.

The numbers in the table below represent the number of Florida and non-Florida residents for whom test results were received by the Department of Health. A person can be tested by more than one laboratory and can have both positive and negative results. **Therefore, the sum of the numbers in each column will be larger than the total number of people tested.**

Reporting lab	Inconclusive	Negative	Positive	Percent positive	Total
THE GOOD SHEPARDS OF DELAND-WEST		76	1	1%	77
ORANGE CITY NURSING AND REHAB		75	2	3%	77
FAST PACE MEDICAL CLINIC, PLLC		65	12	16%	77
ASSOCIATED CLINICAL LABORATORIES		69	8	10%	77
LUTHERAN HAVEN ASSISTED LIVING		77			77
WALGREENS 9627		71	6	8%	77
SUMTER PEDIATRICS		72	5	6%	77
DYNAMIC MEDICAL USA			76	100%	76
CAMP BOGGY CREEK		75	1	1%	76
MOBILE PHYSICIAN SERVICES INC		68	8	11%	76
SUNCOAST OPTIMAL WELLNESS		23	53	70%	76
S-H THIRTY-FIVE OPCO- PORT ST LUCIE, LLC	1	75			76
CLINICAL PATHOLOGY ASSOCIATES-SONIC REFERENCE LAB		76			76
GILBERT MEDICAL GROUP		69	7	9%	76
NORTH FLORIDA PHARMACY		67	9	12%	76
WINDSOR REFLECTIONS		75	1	1%	76
PROMEDICA LABORATORIES		21	55	72%	76
ADVENTHEALTH EXPRESSCARE		45	30	40%	75
PERSONAL PEDIATRICS PA		71	4	5%	75
ST JOSEPHS CHILDRENS OUTREACH		2	73	97%	75
BROWARD HEALTH MEDICAL CENTER		3	72	96%	75
WATERCREST ST LUCIE WEST	1	69	5	7%	75
ELLKAY HEALTHCARE DATA PLUMBERS	52	19	4	5%	75
SOS MOBILE MEDICAL CARE LLC		63	12	16%	75
VIP WALK IN CLINIC		50	24	32%	74
NORTH FLORIDA PEDIATRICS		57	17	23%	74
HARMONY CLINIC		1	73	99%	74
BROOKDALE OVIEDO		72	2	3%	74
GV NAPLES OPCO, LLC		73	1	1%	74
MD LABS		47	27	36%	74
LEE PHYSICIAN GROUP COLLEGE POINT		68	6	8%	74
OAK MANOR NURSING HOME		70	4	5%	74
ISLAND COAST PEDIATRICS		64	10	14%	74
NOAH CLINICAL LABORATORY		63	11	15%	74
EC OPCO PENSACOLA, LLC		73	1	1%	74
SCOTT LAKE HEALTH AND REHABILITATION CENTER		71	3	4%	74
MED EXPRESS		6	67	92%	73
WILSON MEMORIAL REGIONAL MEDICAL CENTER		69	4	5%	73
FLORIDA HEALTH CARE DELAND			73	100%	73
SAFARI PEDIATRICS PA		71	2	3%	73
EAST HILL PHARMACY		54	19	26%	73
DISCOVERY VILLAGE AT PALM BEACH GARDENS		71	2	3%	73
Stratford Court of Palm Harbor		63	10	14%	73
GOLDEN POND COMMUNITIES		73			73
EVIVIA		70	3	4%	73
CONSULATE HEALTH CARE - LAKE MARY		72	1	1%	73
INDIGO MANOR		23	50	68%	73

# COVID-19: testing by laboratory

Data through May 18, 2021 verified as of May 19, 2021 at 09:25 AM

Data in this report are provisional and subject to change.

The numbers in the table below represent the number of Florida and non-Florida residents for whom test results were received by the Department of Health. A person can be tested by more than one laboratory and can have both positive and negative results. **Therefore, the sum of the numbers in each column will be larger than the total number of people tested.**

Reporting lab	Inconclusive	Negative	Positive	Percent positive	Total
NORTH FLORIDA PEDIATRICS - JACKSONVILLE		65	7	10%	72
HAVEN OF OUR LADY OF PEACE		72			72
CITY OF OCALA EMPLOYEE HEALTH AND WELLNESS CENTER		65	7	10%	72
CRAIG BERGER MD PL D/B/A BAY AREA EYE INSTITUTE		72			72
KESHAV RX LLC		59	13	18%	72
LAKE CO EMPLOYEE HEALTH AND WELLNESS CENTER		63	8	11%	71
ADVENT HEALTH - LAKE MARY		61	10	14%	71
CAREATC INC BRANDON	21	45	5	7%	71
CORNERSTONE PEDIATRICS		58	13	18%	71
MINUTECLINIC DIAGNOSTIC MEDICAL GROUP		66	5	7%	71
BOND AND STEELE CLINIC, PA		57	14	20%	71
ADVANCED LAB		67	4	6%	71
STERLING HOUSE OF TALLAHASSEE	3	62	6	8%	71
ENCOMPASS HEALTH REHABILITATION HOSPITAL OF OCALA		70	1	1%	71
AMMON LABS		61	10	14%	71
INN AT ASTON GARDENS AT PELICAN POINTE,THE		67	4	6%	71
HAWTHORNE INN OF LAKE LAND		71			71
EXPRESS CARE OF TAMPA BAY LLC	1	22	48	68%	71
SIDDH INC DBA SAN CARLOS PHARMACY		67	4	6%	71
CL BRUMBACK PRIMARY CARE CLINICS		17	54	76%	71
GRAND VILLA OF DEL RAY WEST		67	4	6%	71
GRAND VILLA OF ALTAMONTE SPRINGS		63	7	10%	70
CALHOUN COUNTY HEALTH DEPT		40	30	43%	70
INTERNAL MEDICINE ASSOCIATES PA		65	5	7%	70
Heritage Park Care and Rehabilitation		70			70
MULBERRY'S MOBILE PROVIDER SERVICES LLC		52	18	26%	70
SUMMIT AT VENICE	2	63	5	7%	70
TGH URGENT CARE - WESLEY CHAPEL			70	100%	70
SUNCOAST COMMUNITY HEALTH CENTERS PEDIATRICS		21	49	70%	70
USF HEALTH MORSANI CENTER		5	65	93%	70
WALGREEN		56	14	20%	70
CP/AIG PENSACOLA DEVELOPMENT LLC		67	3	4%	70
Highlands Regional Hospital		63	7	10%	70
PLANTATION GENERAL HOSPITAL CLINICAL LAB		26	44	63%	70
PALM BAY URGENT CARE		28	42	60%	70
THE CLUB AT BOYNTON BEACH, LLC		68	2	3%	70
LPG PULMONOLOGY-COCONUT POINT		60	10	14%	70
HERITAGE HEALTHCARE AND REHABILITATION CENTER		69			69
WALGREENS #05625		64	5	7%	69
GENPATH			69	100%	69
ENCOMPASS HEALTH REHABILITATION OF ALTAMONTE		64	5	7%	69
LINCOLN MEDICAL AND MENTAL HEALTH CENTER		66	3	4%	69
PARKSIDE INN	3	64	2	3%	69
PINELLAS PARK FIRE DEPARTMENT		65	4	6%	69
MEMORIAL MANOR		69			69
BIOREFERENCE LABORATORIES INC		11	58	84%	69
SAN JOSE SENIOR CARE LLC	1	43	25	36%	69

# COVID-19: testing by laboratory

Data through May 18, 2021 verified as of May 19, 2021 at 09:25 AM

Data in this report are provisional and subject to change.

The numbers in the table below represent the number of Florida and non-Florida residents for whom test results were received by the Department of Health. A person can be tested by more than one laboratory and can have both positive and negative results. **Therefore, the sum of the numbers in each column will be larger than the total number of people tested.**

Reporting lab	Inconclusive	Negative	Positive	Percent positive	Total
BIG BOCA SMILES LLC		66	2	3%	68
HEALTHPARK MEDICAL CTR NURSING SVC		68			68
AEL- MEMPHIS		17	51	75%	68
SOMERBY OF SANTA ROSA BEACH		59	9	13%	68
SAMFORD UNIVERSITY HEALTH SERVICES		67	1	1%	68
Rehabilitation Center of the Palm Beaches		68			68
MINUTECLINIC DIAGNOSTIC OF HAWAII LLC		60	7	10%	67
ADVENT HEALTH - PALM COAST		2	65	97%	67
ST FRANCIS HOSPITAL		59	8	12%	67
APC PEDIATRICS AT RYE ROAD MEDICAL PARK		63	4	6%	67
FLORIDA HEALTH CARE		8	59	88%	67
MEASE MANOR INC		63	4	6%	67
GREENSBORO PATHOLOGY LLC		55	12	18%	67
ADVENT HEALTH CENTRA CARE - WINTER GARDEN		20	46	70%	66
TROY REGIONAL MEDICAL CENTER		55	11	17%	66
Bon Secours Maria Manor		60	6	9%	66
Casa Mora Rehabilitation & Extended Care		64	2	3%	66
DOT DOC SARASOTA		60	6	9%	66
OKEECHOBEE URGENT CARE		17	49	74%	66
MEDEX MEDICAL EXPRESS OF PALATKA			66	100%	66
ADVANCE URGENT CARE CENTER, LLC		20	46	70%	66
PREMISE HEALTH MIA		27	39	59%	66
VETERANS AFFAIRS MEDICAL CENTER - GULF COAST		27	39	59%	66
EAST CENTRAL FLORIDA OUTPATIENT IMAGING		45	21	32%	66
AMERICAN FAMILY MEDICAL		53	13	20%	66
NEMOURS CHILDRENS PRIMARY CARE OVIEDO		51	15	23%	66
Palms at Ponte Vedra Assisted Living and Memory Care		63	3	5%	66
FAMILY HEALTH CENTER		46	20	30%	66
NORTH FLORIDA MEDICAL CENTER		59	7	11%	66
BROOKDALE CENTRE POINTE	1	64			65
BLUE SPRINGS SURGERY CENTER		65			65
HERNANDO COUNTY FIRE RESCUE DISTRICT		31	34	52%	65
NXGEN MDX		20	45	69%	65
OUT OF STATE		40	25	38%	65
ADVENTHEALTH MEDICAL GROUP FAMILY MEDICINE		60	5	8%	65
CORAL GABLES HOSPITAL			65	100%	65
SOUTHSIDE HOSPITAL NORTHWELL HEALTH LABORATORY		56	9	14%	65
SUMMER VISTA ASSISTED LIVING		38	27	42%	65
REOPEN DIAGNOSTICS			65	100%	65
WADSWORTH HEALTH CENTER		62	3	5%	65
FLORIDA HOSPITAL PHYSICIAN GROUP		40	25	38%	65
HORIZON ALF		64	1	2%	65
BURRY'S PHARMACY INC		39	25	39%	64
LPG CONVENIENT CARE AT PINE ISLAND ROAD		58	6	9%	64
DEPT OF VA MED CENTE-WEST PALM BEACH			64	100%	64
WELLSTAR KENNESTONE HOSPITAL		59	5	8%	64
MICHIGAN DEPARTMENT OF HEALTH AND HUMAN SERVICES	1		63	98%	64

# COVID-19: testing by laboratory

Data through May 18, 2021 verified as of May 19, 2021 at 09:25 AM

Data in this report are provisional and subject to change.

The numbers in the table below represent the number of Florida and non-Florida residents for whom test results were received by the Department of Health. A person can be tested by more than one laboratory and can have both positive and negative results. **Therefore, the sum of the numbers in each column will be larger than the total number of people tested.**

Reporting lab	Inconclusive	Negative	Positive	Percent positive	Total
SILVER LAKE PEDIATRICS PA		57	7	11%	64
GREENLEAF ALF		63	1	2%	64
VIERA HEALTH AND REHABILITATION CENTER		62	2	3%	64
BAYOU GARDENS DUNEDIN LLC		64			64
TRINITY AL SENIOR HOUSING LLC□		45	19	30%	64
ADVENT HEALTH - MOUNT DORA		10	54	84%	64
ST CLOUD PHYSICIAN MANAGEMENT LLC DBA ST CLOUD		30	34	53%	64
MEDLOGIC LABORATORIES		3	61	95%	64
CARE CENTERS OF NASSAU LLC MINER ROAD SOUTH		64			64
JOSEPH L MORSE GERIATRIC CENTER	2	59	3	5%	64
LPG PRIMARY CARE AT COLONIAL CENTER DRIVE		54	9	14%	63
MEDI CLINIC SARASOTA INC		62	1	2%	63
DAVID POSNACK JEWISH DAY SCHOOL		63			63
CINNAMON COVE ALF		62	1	2%	63
MARQUIS LABS, LLC		61	2	3%	63
BEEHIVE HOMES OF GULF BREEZE		47	16	25%	63
VENICE URGENT CARE – GULF COAST		6	57	90%	63
LIGHTHOUSE PEDIATRICS OF NAPLES		56	7	11%	63
Grace Rehabilitation of Vero Beach		62	1	2%	63
BIG BEND CARES, INC		55	8	13%	63
ALL AMERICAN URGENT CARE			62	100%	62
MED & CO INVESTMENT LLC		57	5	8%	62
EVAN R SHAPIRO MD PA		62			62
MAUREEN OROURKE-FUTEY			62	100%	62
TBI RESIDENTIAL SERVICES, INC.		51	11	18%	62
SPRING MANOR ASSISTED LIVING		62			62
WALGREENS_PEMBROKE PINES		54	8	13%	62
OVERLOOK HOSPITAL LABORATORY		57	5	8%	62
EMERALD COAST HOSPICE		61	1	2%	62
CHILDREN'S HOSPITAL OF ALABAMA		61	1	2%	62
MENTAL HEALTH CARE INC		53	9	15%	62
CDR MAGUIRE INC	1	7	54	87%	62
S-H THIRTY FIVE OPCO - ORANGE CITY, LLC		52	10	16%	62
LAKELAND REGIONAL HEALTH		38	24	39%	62
UNITED MEDICAL LABS INC		61	1	2%	62
ADVENTHEALTH MEDICAL GROUP FAMILY & INTERNAL		28	33	54%	61
WASHINGTON REHABILITATION AND NURSING CENTER		51	10	16%	61
MEASE CONTINUING CARE		59	2	3%	61
LONG ISLAND JEWISH MED CTR		55	6	10%	61
VALENCIA HOUSE ALF		59	2	3%	61
INTERNAL MEDICINE SPECIALIST		55	6	10%	61
ENCOMPASS HEALTH REHABILITATION		58	3	5%	61
PALM BAY PEDIATRICS		40	21	34%	61
RITECARE MED CTR H			61	100%	61
PATIENTS CHOICE LAB OF IND, LLC		52	8	13%	60
IMMEDIATE CARE PA		56	4	7%	60
SONATA BOCA RATON		54	6	10%	60



# COVID-19: testing by laboratory

Data through May 18, 2021 verified as of May 19, 2021 at 09:25 AM

Data in this report are provisional and subject to change.

The numbers in the table below represent the number of Florida and non-Florida residents for whom test results were received by the Department of Health. A person can be tested by more than one laboratory and can have both positive and negative results. **Therefore, the sum of the numbers in each column will be larger than the total number of people tested.**

Reporting lab	Inconclusive	Negative	Positive	Percent positive	Total
INTERNAL LAB		50	10	17%	60
WAVE CREST HEALTH AND REHABILITATION CENTER		57	3	5%	60
BOCA BIOLISTICS LLC		46	14	23%	60
BARNES HEALTHCARE OF FLORIDA LLC		56	4	7%	60
THE PRESERVE AT CLEARWATER		58	2	3%	60
LAKE INTERNAL MEDICINE ASSOCIATES PA		53	7	12%	60
81ST MEDICAL GROUP		28	32	53%	60
GRAND AVENUE RX			60	100%	60
TWIN CREEKS ASSISTED LIVING & MEMORY CARE		57	3	5%	60
CITYMD OF MANAHAWKIN		57	3	5%	60
WILLOWS AT WILDWOOD, THE		54	6	10%	60
TUKA PEDIATRICS		8	52	87%	60
FLORIDA MEDICAL CLINIC IM MLK		36	24	40%	60
Manor Care of Dunedin	1	54	4	7%	59
BUECHELE DENTAL PA DBA CLERMONT FAMILY DENTISTRY		49	10	17%	59
ALEXANDER NININGER STATE VETERANS		59			59
NORTH CAROLINA DEPARTMENT OF HEALTH & HUMAN SERVICES	1		58	98%	59
MILLENIUM PHYSICIANS GROUP		1	58	98%	59
SARATOGA HOSPITAL LABORATORY		53	6	10%	59
WELLMED AT NEW TAMPA		45	14	24%	59
UHEALTH AT FISHER ISLAND			59	100%	59
CARDIOLOGY AND MEDICINE ASSOCIATES		43	16	27%	59
KEY WEST MEDICAL CENTER	1	51	7	12%	59
ADVENTHEALTH MEDICAL GROUP PULMONOLOGY		52	7	12%	59
FERN PARK DEVELOPMENTAL CENTER		5	54	92%	59
STEINHATCHEE FAMILY MEDICAL CENTER	1	50	8	14%	59
HOLY NAME HOSPITAL LABORATORY		57	2	3%	59
BIOTECH		52	7	12%	59
LINCOLN DIAGNOSTIC LAB		57	2	3%	59
SMH PHYSICIAN SERVICES INC		58	1	2%	59
ST LUCIE COUNTY JAIL		43	15	26%	58
LEE MEMORIAL HEALTH SYSTEM		52	6	10%	58
ADVENT HEALTH EXPRESS CARE		7	51	88%	58
KINDRED HOSPITAL CENTRAL TAMPA BLOOD GAS	1	52	5	9%	58
FINLAY CLINICAL LABORATORY		20	38	66%	58
MINUTE CLINIC DIAGNOSTIC OF VIRGINIA, LLC		55	3	5%	58
VPA PC LAB		48	10	17%	58
MINUTECLINIC DIAGNOSTIC OF LOUISIANA,		55	3	5%	58
SOUTH FLORIDA BAPTIST HOSPITAL			58	100%	58
EMORY CLINIC, THE		54	4	7%	58
CENTRA CARE – LAKE NONA		7	51	88%	58
CAPE REGIONAL MEDICAL CENTER		55	3	5%	58
COOPER FAMILY MEDICAL, PLLC		48	10	17%	58
Margate Health and Rehabilitation Center		56	2	3%	58
MINUTECLINIC DIAGNOSTIC OF NORTH CAROLINA		56	2	3%	58
ENCOMPASS HEALTH REHABILITATION HOSPITAL OF PANAMA CITY		52	5	9%	57
PENNSYLVANIA DEPARTMENT OF HEALTH BUREAU OF LABORATORIES			57	100%	57

# COVID-19: testing by laboratory

Data through May 18, 2021 verified as of May 19, 2021 at 09:25 AM

Data in this report are provisional and subject to change.

The numbers in the table below represent the number of Florida and non-Florida residents for whom test results were received by the Department of Health. A person can be tested by more than one laboratory and can have both positive and negative results. **Therefore, the sum of the numbers in each column will be larger than the total number of people tested.**

Reporting lab	Inconclusive	Negative	Positive	Percent positive	Total
GENTIVA HEALTH SERVICES CERTIFIED INC		53	4	7%	57
ASCENSION SACRED HEART BAY LABORATORY		54	3	5%	57
ENCOMPASS HEALTH REHABILITATION HOSPITAL OF MIAMI		56	1	2%	57
THE CANOPY AT BERRYHILL		57			57
TRADITIONAL HOME HEALTH OF PALM BEACH INC		55	2	4%	57
MALCOM RANDALL DEPT OF VAMC			57	100%	57
JFK MEDICAL CENTER NORTH LAB		1	56	98%	57
LONG ISLAND UNIVERSITY - POST CAMPUS		52	5	9%	57
KAPG FLEMING ISLAND SENIOR HOUSING OPCO LLC	1	56			57
IMA MEDICAL CENTER		38	19	33%	57
CONCENTRA URGENT CARE		53	4	7%	57
ALZHEIMERS CARE CENTER OF VIERA LTD		37	20	35%	57
GENESIS DERMATOLOGY		53	4	7%	57
HIALEAH HOSPITAL RESPIRATORY DEPT			56	100%	56
RESIDENTIAL PLAZA AT BLUE LAGOON INC		52	4	7%	56
TIFFANY HALL NURSING AND REHAB		44	12	21%	56
THE MEDICAL GROUP OF SOUTH FLORIDA INC		50	6	11%	56
MARIANNA HEALTH AND REHABILITATION CENTER		55	1	2%	56
PROFESSIONAL PEDIATRICS		54	2	4%	56
WEST ISLIP URGENT CARE		51	5	9%	56
OPTUMCARE SOUTH FLORIDA, LLC		47	9	16%	56
PATHOLOGY CONSULTANTS OF NEW MEXICO		56			56
EAGLES WATCH CLUSTER		47	9	16%	56
NEW YORK PRESBYTERIAN - QUEENS DIAGNOSTIC		52	4	7%	56
ATRIA PARK OF LAKE FOREST (WG HERITAGE LF LLC)		54	2	4%	56
SONATA HUNTERS CREEK		47	8	15%	55
Jupiter Medical Center Pavilion		54	1	2%	55
OCCUPATIONAL HEALTH CENTERS OF THE SOUTHWEST PA		49	6	11%	55
NORTHSIDE HOSPITAL EMERGENCY DEPT		51	4	7%	55
PREMIER MEDICAL ASSOCIATES ALL FLORIDA LLC		54	1	2%	55
TGH URGENT CARE – WESTCHASE			55	100%	55
CARE 4 U MANAGEMENT, INC			55	100%	55
HIGHLANDS COUNTY FIRE RESCUE		55			55
BAY STREET PHARMACY☐		50	5	9%	55
ROYAL PALM SENIOR RESIDENCE		55			55
NITE LITE PEDIATRICS - PORT ST. LUCIE		46	9	16%	55
AMELIA ASSISTED LIVING FACILITY		55			55
KENDALL REGIONAL MEDICAL CENTER LAB	3		52	95%	55
SUNSHINE PEDIATRICS OF CENTRAL FLORIDA PL		52	3	5%	55
FUTURE PEDIATRICS		51	3	6%	54
LITTLE NECK URGENT CARE		52	2	4%	54
CLERMONT HEALTH AND REHAB		40	14	26%	54
ST. CLOUD MEDICAL GROUP		54			54
CHIPOLA QUICK CARE		47	7	13%	54
MIAMI CLINICAL RESEARCH CORP		12	42	78%	54
CDR MAGUIRE - MIAMI BEACH CC MISSION 17388		2	52	96%	54
APOLLOMDX LABS		32	22	41%	54

# COVID-19: testing by laboratory

Data through May 18, 2021 verified as of May 19, 2021 at 09:25 AM

Data in this report are provisional and subject to change.

The numbers in the table below represent the number of Florida and non-Florida residents for whom test results were received by the Department of Health. A person can be tested by more than one laboratory and can have both positive and negative results. **Therefore, the sum of the numbers in each column will be larger than the total number of people tested.**

Reporting lab	Inconclusive	Negative	Positive	Percent positive	Total
TAMPA URGENT CARE			54	100%	54
SARASOTA CO. HEALTH DEPT # 58		40	14	26%	54
CERTUS MTD OPCP LLC		52	2	4%	54
JUNIPER VILLAGE AT NAPLES		53	1	2%	54
ROCHESTER GENERAL HOSPITAL LABORATORY		50	4	7%	54
BASSETTI MEDICAL RESEARCH INC		35	19	35%	54
ORCHID COVE AT DAYTONA		45	9	17%	54
CAMBRIDGE SECURITY SERVICES		51	3	6%	54
UNITED LABORATORY SERVICES CORPORATION		38	16	30%	54
FAMILY EXTENDED CARE OF PUNTA GORDA		54			54
UNIVERSITY OF WEST FLORIDA, THE		52	1	2%	53
ALLIANCE COMMUNITY FOR RETIREMENT LIVING		53			53
MISSION OAKS ASSISTED LIVING□		51	2	4%	53
BITTINGS APOTHECARY INC		47	6	11%	53
ST ANTHONYS PRIMARY CARE LLC/JACKSON STREET			53	100%	53
EMORY UNIVERSITY HOSPITAL		44	9	17%	53
QHC UPSTATE MEDICAL PC		43	10	19%	53
THE PALMS PHARMACY, INC		50	3	6%	53
PANCARE HEALTH - BAY COUNTY - YOUNGSTOWN		48	5	9%	53
SOMERSET			53	100%	53
TNC WALK IN CLINIC		41	12	23%	53
Osprey Point Nursing Center		51	2	4%	53
HOME CARE PHARMACY		53			53
QUOTIENT SCIENCES LABS LLC			53	100%	53
Citymd Of Toms River		46	7	13%	53
GULFSIDE HOSPICE INC		49	3	6%	52
GRAND VILLA OF ENGLEWOOD		47	5	10%	52
CVS MINUTE CLINIC DIAGNOSTIC OF NORTH CAROL		45	7	13%	52
SNH BRFL TENANT LLC	2	50			52
ACCESS 365 URGENT CARE		25	27	52%	52
VOLUSIA COUNTY BRANCH JAIL		1	51	98%	52
NIGHT LITE PEDIATRICS CENTER LLC		10	42	81%	52
PHILLIPPE RIDGE		40	12	23%	52
ADVENT HEALTH - LAKE WALES		40	12	23%	52
PINES NURSING HOME		50	2	4%	52
FLAGLER HOSPITAL INC	2		50	96%	52
GRAND VILLA OF ST. PETERSBURG		50	2	4%	52
ORLANDO ORTHOPAEDIC CENTER		47	5	10%	52
ADVENT HEALTH		49	3	6%	52
FELICIDAD MEDICAL CENTER		5	47	90%	52
LMH SKILLED NURSING UNIT		52			52
AVANTE ST CLOUD		48	3	6%	51
GRAND VILLA OF PINELLAS PARK		49	2	4%	51
BENTON HOUSE OF PORT ORANGE		44	7	14%	51
GULFVIEW MEDICAL INSTITUTE		51			51
LPG PEDIATRICS AT PAGE FIELD		50	1	2%	51
ROADS PEDIATRICS,LLC		48	3	6%	51

# COVID-19: testing by laboratory

Data through May 18, 2021 verified as of May 19, 2021 at 09:25 AM

Data in this report are provisional and subject to change.

The numbers in the table below represent the number of Florida and non-Florida residents for whom test results were received by the Department of Health. A person can be tested by more than one laboratory and can have both positive and negative results. **Therefore, the sum of the numbers in each column will be larger than the total number of people tested.**

Reporting lab	Inconclusive	Negative	Positive	Percent positive	Total
WALGREENS #10373		49	2	4%	51
SOUTHEAST ALABAMA MEDICAL CENTER			51	100%	51
MINUTECLINIC DIAGNOSTIC OF LOUISIANA		48	3	6%	51
LAKE COUNTY SCHOOLS EMPLOYEE HEALTH CENTER		38	13	25%	51
PATRICK MANOR INCORPORATED		51			51
GRAND VILLA OF NEW PORT RICHEY		44	7	14%	51
SOUTH CAROLINA DEPT OF HEALTH AND ENVIRONMENT CONTROL		11	40	78%	51
INN AT THE FOUNTAINS, THE		34	17	33%	51
JACK BANDEL MD PA		48	3	6%	51
CITY OF CAPE CORAL		38	13	25%	51
BETHUNE-COOKMAN UNIVERSITY		32	18	36%	50
ORLANDO ORTHOPAEDIC OUTPATIENT SURGERY CENTER		44	6	12%	50
THE LODGE AND REHABILITATION CENTER		34	16	32%	50
COURTYARD GARDENS OF BOYNTON BEACH, LLC		47	3	6%	50
CRESTVIEW IMMEDIATE CARE LL		26	24	48%	50
HILA BECKERMAN MD LLC	1	45	4	8%	50
MINUTECLINIC, LLC, DBA MINUTECLINIC #5		45	5	10%	50
ARCPPOINT LABS OF WEST PALM BEACH		9	41	82%	50
MADISON COUNTY MEMORIAL HOSPITAL LABORATORY		15	35	70%	50
SUNSHINE ASSISTED LIVING		50			50
POPLAR HEALTHCARE PLLC	1	11	38	76%	50
EP MEDICAL EQUIPMENT PHARMACY		43	7	14%	50
NAPLES PEDIATRICS INC□		43	7	14%	50
PORT ST. LUCIE - ZAXBY'S		50			50
GRAMERCY PARK URGENT CARE		48	2	4%	50
HEALTH FIRST - CAPE CANAVERAL HOSPITAL		1	49	98%	50
PRACTICE MANAGEMENT OF AMERICA, INC.		7	43	86%	50
CARE ATC - ANDES			50	100%	50
RAINBOW PEDIATRICS PC LLC / BREAKFAST POINT		39	11	22%	50
LYSTER ACH FT RUCKER AL		47	3	6%	50
EC OPCO TIMBERLIN PARC LLC		50			50
Guardian Care Nursing and Rehabilitation Center		49			49
SOFT CELL LABORATORIES		45	4	8%	49
UNIVERSITY BEHAVIORAL CENTER		49			49
ADVENTIST HEALTH SYSTEM FLORIDA		34	15	31%	49
ALLEGRO		47	2	4%	49
AU MEDICAL CENTER, INC	1	43	5	10%	49
ALWAYS BEST CARE SENIOR SERVICES		44	5	10%	49
CARE CENTERS OF NASSAU LLC MINER ROAD NORTH		49			49
THE TERRACE OF JACKSONVILLE		3	46	94%	49
SARNO FAMILY PRACTICE		32	17	35%	49
USF		1	48	98%	49
UNIPATH		25	24	49%	49
THORNBURG PEDIATRICS		45	4	8%	49
FHMG_CTR FOR SENIOR HEALTH		44	5	10%	49
S-H THIRTY FIVE OPCO - LUTZ, LLC		48	1	2%	49
DOH		23	26	53%	49

# COVID-19: testing by laboratory

Data through May 18, 2021 verified as of May 19, 2021 at 09:25 AM

Data in this report are provisional and subject to change.

The numbers in the table below represent the number of Florida and non-Florida residents for whom test results were received by the Department of Health. A person can be tested by more than one laboratory and can have both positive and negative results. **Therefore, the sum of the numbers in each column will be larger than the total number of people tested.**

Reporting lab	Inconclusive	Negative	Positive	Percent positive	Total
WEISS PEDIATRIC CARE LLC		35	14	29%	49
PORT SAINT JOHN FAMILY PRACTICE		31	18	37%	49
SOLARIS SENIOR LIVING NORTH NAPLES		48	1	2%	49
JACKSONVILLE PEDIATRICS		30	19	39%	49
NORTHBROOK CENTER FOR□		47	2	4%	49
BAY CENTER HURRICANE SHELTER		48			48
SOMA MEDICAL CENTER PA #3		10	38	79%	48
INTERCOASTAL MEDICAL GROUP		2	46	96%	48
LPG PRIMARY CARE AT CAPE CORAL PARKWAY		41	7	15%	48
GRAND OAKS OF PALM CITY LLC□	1	41	6	13%	48
LEE COMMUNITY HEALTHCARE INC CAPE CORAL		45	3	6%	48
WINTER GARDEN REHAB AND NURSING CENTER		44	4	8%	48
SAN CARLOS PHARMACY		39	9	19%	48
BAPTIST URGENT CARE		44	4	8%	48
PREMIER MEDICAL ASSOCIATES		46	2	4%	48
CAREHERE LAKE SCHOOLS EMPLOYEE HEALTH CENTER		33	15	31%	48
MORTON PLANT			48	100%	48
COURTYARD GARDENS OF JUPITER		48			48
SEWANEE MOLECULAR DIAGNOSTICS LABORATO		48			48
ALLIANCE OF PHYSICIANS AGAINST COVID-19		1	47	98%	48
ORLANDO HEALTH PRIMARY CARE PEDIATRICS		44	4	8%	48
HERNANDO ENDOSCOPY AND SURGERY CENTER		37	11	23%	48
ACTIVE SENIOR LIVING		46	2	4%	48
ISLAND URGENT CARE PLLC		44	4	8%	48
URGENT CARE & WELLNESS CENTER		15	33	69%	48
CAREMED INTERNAL MEDICINE		30	18	38%	48
MARCO ISLAND MEDICAL CENTER		36	12	25%	48
ST JUDE LABORATORIES		43	5	10%	48
POINTE AT NEW PORT PLACE,THE		47			47
INTERLAB		1	46	98%	47
NAVARRE GARDENS		41	6	13%	47
COMPLETE HOME CARE OF THE PALM BEACHES LLC		43	4	9%	47
MOBILE DOC FL, LLC		29	18	38%	47
UNION MEDICAL CARE		47			47
NORTH FLORIDA / SOUTH GEORGIA VETERANS HEALTH SYSTEM		1	46	98%	47
FAMILY EXTENDED CARE OF WINTER HAVEN		45	2	4%	47
WG EVERGREEN WOODS SH LLC		46			46
EAST MANATEE FAMILY	1	1	44	96%	46
TRICORE REF LABS - UNIV OF NM		46			46
KAPG ST AUGUSTINE SENIOR HOUSING OPCO LLC		37	9	20%	46
CARILLON SPORTS AND FAMILY MEDICINE		35	11	24%	46
Grand Villa of Deerfield Beach		42	4	9%	46
PLAINVIEW URGENT CARE		43	3	7%	46
ADVENT HEALTH MEDICAL GROUP OB GYN AT		40	6	13%	46
ADULT MEDICINE OF LAKE COUNTY INC			46	100%	46
TRIPLE O MEDICAL SERVICES INC		42	4	9%	46
NEWPATH DIAGNOSTICS		38	8	17%	46



# COVID-19: testing by laboratory

Data through May 18, 2021 verified as of May 19, 2021 at 09:25 AM

Data in this report are provisional and subject to change.

The numbers in the table below represent the number of Florida and non-Florida residents for whom test results were received by the Department of Health. A person can be tested by more than one laboratory and can have both positive and negative results. **Therefore, the sum of the numbers in each column will be larger than the total number of people tested.**

Reporting lab	Inconclusive	Negative	Positive	Percent positive	Total
MID-FLORIDA PATHOLOGY, LLC		35	11	24%	46
UNION MEDICAL CARE PLLC		45	1	2%	46
LABORATORY MEDICINE CONSULTANTS-LMC PA		42	4	9%	46
PREMIER PLACE HEALTHCARE AT THE GLENVIEW		46			46
COLLIER BLVD HMA PHYSICIAN MANAGEMENT LLC		46			46
HOUSE CALLS PROFESSIONAL LLC		42	4	9%	46
FLORIDA DEPARMENT OF HEALTH CLAY COUNTY		32	14	30%	46
H LEE MOFFITT CANCER CENTER MICRO		46			46
HARTFORD HEALTH SERVICES LLC		46			46
WALGREENS 3145		43	3	7%	46
LUTHERAN HAVEN EXTENDED CONGREGATE CAR		46			46
GRAND LIVING AT LAKEWOOD RANCH		45	1	2%	46
STUART URGENT CARE			45	100%	45
COLLIER URGENT CARE CENTERS		44	1	2%	45
RIVERHEAD URGENT CARE		44	1	2%	45
University Hospital		38	7	16%	45
MEDEMERGE		43	2	4%	45
NEXT MOLECULAR ANALYTICS		14	31	69%	45
BENTON HOUSE OF ST. JOHNS		43	2	4%	45
SOUTHPORT SQUARE HARBOUR HEALTH		45			45
HUNT CLUB MEDICAL		15	30	67%	45
SOUTHEAST GEORGIA HEALTH SYSTEM, INC		40	5	11%	45
LARA HEALTH AND WELLNESS CENTER LLC		45			45
BD MEDICAL SYSTEMS		43	2	4%	45
IMA MEDICAL GROUP POINCIANA		18	27	60%	45
REDI-MED WALK-IN FAMILY CARE			45	100%	45
NEOGENOMICS LABORATORIES INC		45			45
AVALON PARK RETIREMENT RESIDENCE		43	2	4%	45
BIOFIRE		11	34	76%	45
A AND R RESEARCH GROUP LLC		40	5	11%	45
PASSPORT HEALTH ORLANDO		45			45
BRP SH OPCO LLC		45			45
Gulf Shore Care Center		39	5	11%	44
MARQUESA MEDICAL		40	4	9%	44
NORTHWELL HEALTH PLAINVIEW HOSPITAL LABORATORY		35	9	20%	44
MONROE COUNTY DETENTION CENTER		22	22	50%	44
WALK IN MEDICAL URGENT CARE		44			44
FLORIDA HOSPITAL		28	16	36%	44
RADIOLOGY ASSOCIATES OF VENICE AND ENGLEWOOD		42	2	5%	44
PALM POINT BEHAVIORAL HEALTH		44			44
ADVENTHEALTH MEDICAL GROUP FAMILY MEDICINE AT RDV		44			44
ASHTON PLACE	3	37	4	9%	44
PEDIATRICS OF CENTRAL FLORIDA – SAINT CLOUD	2	40	2	5%	44
LPG CONVENIENT CARE AT METRO		40	4	9%	44
LOURDES HOSPITAL INC		42	2	5%	44
BRONX LEBANON HOSPITAL-MEDICAL CENTER		40	4	9%	44
LEE PHYSICIAN GROUP		38	6	14%	44

# COVID-19: testing by laboratory

Data through May 18, 2021 verified as of May 19, 2021 at 09:25 AM

Data in this report are provisional and subject to change.

The numbers in the table below represent the number of Florida and non-Florida residents for whom test results were received by the Department of Health. A person can be tested by more than one laboratory and can have both positive and negative results. **Therefore, the sum of the numbers in each column will be larger than the total number of people tested.**

Reporting lab	Inconclusive	Negative	Positive	Percent positive	Total
KISSIMMEE VA OUTPATIENT CLINIC		41	3	7%	44
WELLMED AT PLANT CITY		24	20	45%	44
THE MERIDIAN AT BOCA RATON	1	43			44
LPG PRIMARY CARE AT BONITA BAY LIFESTYLE CENTER		39	5	11%	44
MAKO MEDICAL		21	23	52%	44
MEDPEDS ASSOCIATES OF SARASOTA PA		41	3	7%	44
PRINCETON VILLAGE☐		40	4	9%	44
INNOVATIVE GX LABORATORIES		37	7	16%	44
KINDRED HOSPITAL OCALA		40	4	9%	44
BENTON HOUSE OF CLERMONT		44			44
FIRST CHOICE URGENT CARE		12	31	72%	43
BRANCH MEDICAL CLINIC			43	100%	43
LAKE MARY KIDS CENTRA CARE		33	10	23%	43
DUVAL PHARMACY		32	11	26%	43
UNIVERSITY MEDICAL CTR OF PRINCETON AT		41	2	5%	43
WOLFF CTR FOR CHILD & ADOLESCENT HEALTH PLLC,THE		26	17	40%	43
COMMUNITY MEDICAL CARE CENTER INC			43	100%	43
A & R RESEARCH GROUP		35	8	19%	43
BAYCARE MEDICAL GROUP INC		3	40	93%	43
D W MCMILLAN MEMORIAL HOSPITAL		32	11	26%	43
PINELLAS INTERNAL MEDICINE ASSOCIATES	1	39	3	7%	43
WHITE-WILSON MEDICAL CENTER		32	11	26%	43
Grand Villa of Dunedin		37	6	14%	43
University Hills health and Rehabilitation		33	10	23%	43
EASTERN SHORE URGENT CARE		32	11	26%	43
DAYTONA BEACH OPC		38	5	12%	43
CITRUS CARE CLINIC			43	100%	43
MAIMONIDES-SHALOM ACADEMY, INC		41	1	2%	42
PACIFICA SENIOR LIVING OCALA		37	5	12%	42
STATCARE URGENT AND WALK-IN MEDICAL CA		39	3	7%	42
PEDIATRICS IN BREVARD-COCOA BEACH		37	5	12%	42
REVA INC		38	4	10%	42
CLINICAL LABORATORY		42			42
ANDALUSIA HEALTH		25	17	40%	42
ATRIA WILLOW WOOD		40	2	5%	42
NIGHT LITE PEDIATRIC CENTER		10	32	76%	42
ST AUGUSTINE PEDIATRIC ASSOC		36	6	14%	42
ENCORE AT BOCA RATON, THE			42	100%	42
Atlantic Shore Nursing and Rehab		42			42
STAT ONE URGENT CARE CENTER		2	40	95%	42
CITRUS COUNTY HEALTH DEPARTMENT		36	6	14%	42
LONGLEAF DIAGNOSTIC LABORATORIES		13	29	69%	42
BELVEDERE COMMONS OF SUN CITY CENTER☐		42			42
STETSON UNIVERSITY STUDENT HEALTH CENTER		3	39	93%	42
FAMILY CARE PARTNERS URGENT CARE LLC		33	9	21%	42
KIVA AT CANTERBURY		25	17	40%	42
FAMILY AND INTERNAL MEDICINE AT AVALON PARK		38	4	10%	42

# COVID-19: testing by laboratory

Data through May 18, 2021 verified as of May 19, 2021 at 09:25 AM

Data in this report are provisional and subject to change.

The numbers in the table below represent the number of Florida and non-Florida residents for whom test results were received by the Department of Health. A person can be tested by more than one laboratory and can have both positive and negative results. **Therefore, the sum of the numbers in each column will be larger than the total number of people tested.**

Reporting lab	Inconclusive	Negative	Positive	Percent positive	Total
CITY OF NAPLES FIRE RESCUE		37	5	12%	42
LPG PRIMARY CARE AT MATTHEW DRIVE		35	7	17%	42
VETERANS AFFAIRS MEDICAL CENTER - NEW YORK HARBOR		40	2	5%	42
CAPITAL REGIONAL MEDICAL CENTER		2	39	95%	41
CROSSROADS URGENT CARE		26	15	37%	41
SOUTHCOR LABORATORY		7	34	83%	41
CENTERPLACE HEALTH		17	24	59%	41
ADVENT HEALTH CENTRA CARE - LAKE LAND		30	11	27%	41
HARMONY HEALTH OPCO, LLC		17	24	59%	41
BULLS HEAD URGENT CARE		39	2	5%	41
BOND CLINIC, PA		11	30	73%	41
UNIVERSITY OF ALABAMA		38	3	7%	41
ARTHREX MEDICAL CENTER EAST		25	16	39%	41
HALIFAX HEALTH URGENT CARE		20	21	51%	41
MEDEX MEDICAL EXPRESS OF PALATKA LLC			41	100%	41
PEDIATRICS OF CENTRAL FLORIDA KISSI		33	8	20%	41
PRIDE DIAGNOSTICS		24	17	41%	41
FLORIDA HOSPITAL NEW SMYRNA		4	37	90%	41
GUIDEWELL EMERGENCY MEDICINE DOCTORS LLC #33		28	13	32%	41
PURE PHARMACY		39	2	5%	41
MINUTE CLINIC LLC #2216		38	3	7%	41
UNDERGROUND FREE CLINIC		40	1	2%	41
PALM BAY FAMILY PRACTICE		21	20	49%	41
GEORGIA HEART CENTER (MSC 53), NAVICEN		39	2	5%	41
DCH REGIONAL MEDICAL CENTER LABORATORY		39	2	5%	41
MINUTECLINIC DIAGNOSTIC OF MICHIGAN		38	3	7%	41
MINUTE CLINIC DIAGNOSTIC OF SC, LLC #75		38	2	5%	40
GRAND VILLA OF DELRAY EAST		40			40
GENEXPERT			40	100%	40
BAYSIDE LABORATORIES INC		40			40
CARE HERE		15	25	63%	40
WASHINGTON COUNTY HEALTH DEPARTMENT		27	13	33%	40
CLINICAL PATHOLOGY LABORATORIES, INC		40			40
MINUTE CLINIC DIAGNOSTIC OF VIRGINIA		33	7	18%	40
MINUTE CLINIC DIAGNOSTIC OF NEW JERSEY		39	1	3%	40
CIMA MEDICAL CENTER		39	1	3%	40
M&V SAN JOSE MEDICAL CENTER			40	100%	40
GUYAN VALLEY WELLNESS CENTER		32	7	18%	39
WALGREENS #04569		35	4	10%	39
GRACE COMMUNITY PHARMACY		3	36	92%	39
BROOKDALE BRANDON	1	38			39
WG BAYPOINT VILLAGE SH LLC		38	1	3%	39
METROPOLITAN CHARITIES INC		36	3	8%	39
CORRECTIONAL MEDICAL GROUP		27	12	31%	39
COVANCE CENTRAL LABORATORY		25	14	36%	39
WARDE MEDICAL LABORATORY		30	9	23%	39
BAYSHORE PATHOLOGY CONSULTANTS PA		37	2	5%	39

# COVID-19: testing by laboratory

Data through May 18, 2021 verified as of May 19, 2021 at 09:25 AM

Data in this report are provisional and subject to change.

The numbers in the table below represent the number of Florida and non-Florida residents for whom test results were received by the Department of Health. A person can be tested by more than one laboratory and can have both positive and negative results. **Therefore, the sum of the numbers in each column will be larger than the total number of people tested.**

Reporting lab	Inconclusive	Negative	Positive	Percent positive	Total
ISLAMORADA VILLAGE OF ISLANDS FIRE RESCUE		36	3	8%	39
TAYLORVILLE FAMILY MEDICINE		32	7	18%	39
MINUTECLINIC DIAGNOSTIC OF RHODE ISLAND, LLC #1544		38	1	3%	39
CLINICAL RESEARCH SEQUENCING PLATFORM		8	31	79%	39
WEINBERG VILLAGE		38	1	3%	39
MARYLAND DEPARTMENT OF HEALTH			39	100%	39
BAY COUNTY JAIL ANNEX		34	5	13%	39
STEWART MEDICAL GROUP, INC		21	18	46%	39
ROCKLAND URGENT CARE FAMILY HEALTH NP		37	2	5%	39
JUNIPER VILLAGE AT CAPE CORAL		34	5	13%	39
WALGREENS COVID-19		27	12	31%	39
WESTPAC LABS INC	1	27	11	28%	39
GRAND VILLA OF BOYNTON BEACH		38	1	3%	39
GMR EVENT SERVICES LLC DBA CROWDRX		39			39
CEDAR CREEK AT KINGS BAY INC		39			39
JUPITER MEDICAL CENTER PHYSICIANS GROUP, INC		34	4	11%	38
FLORIDA MEDICAL CL ODOM TPA		23	15	39%	38
CONNECTICUT DEPARTMENT OF HEALTH		22	16	42%	38
VENICE REGIONAL BAYFRONT HEALTH			38	100%	38
MINUTE CLINIC, LLC DBA MINUTECLINIC #4505		35	3	8%	38
MOLECULAR DIAGNOSTICS		5	33	87%	38
CCRC @ SUNFLOWER LLC		35	3	8%	38
ALPHA PHARMACY		35	3	8%	38
ATRIA SAN PABLO		36	2	5%	38
PECONIC BAY MEDICAL CENTER LABORATORY		29	9	24%	38
HOMEWOOD RESIDENCE AT FREEDOM PLAZA		37	1	3%	38
AUTUMN OF SARASOTA		12	26	68%	38
FLORIDA ENDOSCOPY & SURGERY CTR LLC		38			38
CERON PEDIATRICS & INTEGRATIVE MEDICIN		38			38
Life Care Center of Citrus County		37	1	3%	38
INNOVATION CLINICAL TRIALS, INC			38	100%	38
WOMEN'S CARE FLORIDA, LLC		38			38
CLEARWATER EMPLOYEE HEALTH CLINIC		19	19	50%	38
ACCURATE DIAGNOSTIC LAB		35	2	5%	37
PATHGROUP		9	28	76%	37
PATHOGENIUS LABORATORIES		30	7	19%	37
PIEDMONT HOSPITAL CLINICAL LABORATORY		34	3	8%	37
FORT CAROLINE GARDENS, INC		34	3	8%	37
ECC PEDIATRICS		36	1	3%	37
EASYCARE WALK-IN CLINIC	1	14	22	59%	37
MINUTECLINIC, LLC, DBA MINUTECLINIC #2544		35	2	5%	37
COLLIER HMA PHYSICIAN MANAGEMENT LLC		27	10	27%	37
FLORIDA PEDIATRIC GROUP PA		28	9	24%	37
TRADITIONAL HOME CARE INC		35	2	5%	37
ONE MILO		37			37
PONCE THERAPY CARE CENTER		34	3	8%	37
HOLZER HEALTH CENTER		5	32	86%	37

# COVID-19: testing by laboratory

Data through May 18, 2021 verified as of May 19, 2021 at 09:25 AM

Data in this report are provisional and subject to change.

The numbers in the table below represent the number of Florida and non-Florida residents for whom test results were received by the Department of Health. A person can be tested by more than one laboratory and can have both positive and negative results. **Therefore, the sum of the numbers in each column will be larger than the total number of people tested.**

Reporting lab	Inconclusive	Negative	Positive	Percent positive	Total
FAMILY EXTENDED CARE OF SEBRING INC		35	2	5%	37
PULSE & REMEDY LLC		22	15	41%	37
ST. MARYS MEDICAL CENTER		1	36	97%	37
CENTRAL FLORIDA HEALTH CARE INC WAUCHULA SITE 2		29	8	22%	37
STATCARE URGENT & WALK IN MEDICAL CARE		33	4	11%	37
ALAN A SMITH MD LLC		34	3	8%	37
HR SARASOTA OPERATOR LLC		25	12	32%	37
THE COLLIER AT NAPLES		36	1	3%	37
ASSISTED LIVING OF BROWARD		37			37
JAMAICA HOSPITAL MEDICAL CENTER		33	4	11%	37
COLORADO DEPARTMENT OF PUBLIC HEALTH AND ENVIRONMENT			37	100%	37
WALGREENS_COCONUT CREEK		30	7	19%	37
HOLLISMED LLC		35	2	5%	37
JACKSON HEALTH SYSTEM		2	34	94%	36
PHYSICIAN ASSOCIATES LLC		26	10	28%	36
BVL/LITTLE ANGEL PEDIATRICS		36			36
NORTH PINELLAS CHILDRENS MEDICAL CENTER			36	100%	36
MEDCOMP SCIENCES			36	100%	36
FAST PACE MEDICAL CLINIC		31	5	14%	36
BAPTIST MEDICAL GRP URGENT CARE & OCC HEALTH AIRPO		36			36
PARKSIDE HEALTH AND REHABILITATION CENTER			36	100%	36
MAINSTREET FAMILY URGENT CARE		1	35	97%	36
VILLA COURT LLC		36			36
MARTHA'S HOUSE & ASSISTED LIVING FACILITY		36			36
Kensington Gardens		36			36
NCHD		22	14	39%	36
LONG BEACH URGENT CARE		36			36
FLORIDA PRESBYTERIAN HOMES INC		34	2	6%	36
CVS NC7047POCT DURHAM		36			36
BUREAU OF PUBLIC HEALTH	1	14	21	58%	36
MINUTE CLINIC DIAGNOSTIC OF TEXAS, LLC		33	3	8%	36
ALABAMA CLINICS		20	16	44%	36
UNION CHD		33	3	8%	36
SANITAS		4	32	89%	36
VIKOR SCIENTITIC		5	31	86%	36
HARBORCHASE OF WELLINGTON CROSSING		34	2	6%	36
SOUTHEASTERN OUTPATIENT SURGERY CENTER		32	3	9%	35
BOCA TOXICOLOGY LLC		33	2	6%	35
CANCER RESEARCH LAB, BOB JONES UNIVERSITY		30	5	14%	35
STATEN ISLAND UNIVERSITY HOSPITAL-POUCH		34	1	3%	35
LAKELAND NURSING AND REHABILITATION CENTER			35	100%	35
LABORATORY ALLIANCE OF CENTRAL NEW YORK		33	2	6%	35
HENDRY REGIONAL CORPORATE HEALTH			35	100%	35
MORTON PLANT HOSPITAL - ADLER INSTITUTE OF LAB MEDICINE		3	32	91%	35
ROSWELL PAIN SPECIALISTS	1	33	1	3%	35
IRL		4	31	89%	35
SOMA MEDICAL CENTER # 4		5	30	86%	35



# COVID-19: testing by laboratory

Data through May 18, 2021 verified as of May 19, 2021 at 09:25 AM

Data in this report are provisional and subject to change.

The numbers in the table below represent the number of Florida and non-Florida residents for whom test results were received by the Department of Health. A person can be tested by more than one laboratory and can have both positive and negative results. **Therefore, the sum of the numbers in each column will be larger than the total number of people tested.**

Reporting lab	Inconclusive	Negative	Positive	Percent positive	Total
P23 LABS		35			35
CHILDREN'S MEDICAL CENTER		1	34	97%	35
BAYCARE HEALTH SYSTEMS, LLC			35	100%	35
REDI-MED WALK IN FAMILY CLINIC			35	100%	35
CVS NC3516POCT WINSTON SALEM		31	4	11%	35
GOOD SAMARITAN HOSPITAL LABORATORY		30	5	14%	35
FHMG-FLORIDA HOSPITAL MEDICAL GROUP		25	10	29%	35
PHOSPHORUS DIAGNOSTICS		27	8	23%	35
POARCH BANC CREEK INDIANS TRIBAL HEALTH DEPARTMENT			35	100%	35
GRAND VILLA OF MELBOURNE		33	2	6%	35
ADVENT HEALTH - FISH MEMORIAL		2	33	94%	35
NEUROINTERNATIONAL SARASOTA		32	3	9%	35
MIDDLETOWN MEDICAL P C		25	10	29%	35
SANFORD PEDIATRIC ASSOCIATES, PA		30	5	14%	35
AEGIS MEDICAL GROUP, LLC		32	3	9%	35
DIXIE COUNTY HEALTH DEPARTMENT		26	9	26%	35
WUESTHOFF MEMORIAL HOSPITAL			35	100%	35
METRO KNOXVILLE HMA		25	10	29%	35
HUNTINGTON STATION URGENT CARE		34	1	3%	35
TUSCAN GARDENS OF DELRAY BEACH MANAGEMENT COMPANY,		34	1	3%	35
LEE COMMUNITY HEALTHCARE INC NORTH FORT MYERS		35			35
CARLOS F FUSTER MD PA		33	2	6%	35
VISTACARE PHARMACY I		29	5	15%	34
FLORIDA DEPARTMENT OF HEALTH IN MONROE COUNTY		27	7	21%	34
PASSPORT HEALTH OF TAMPA BAY		29	5	15%	34
MINUTECLINIC DIAGNOSTIC OF ILLINOIS L		28	6	18%	34
WILLAMETTE VALLEY TOXICOLOGY LLC		32	2	6%	34
EMORY CRAWFORD LONG HOSPITAL LABORATOR		30	4	12%	34
AMMON ANALYTICAL LABORATORIES		30	4	12%	34
AYERS NURSING AND REHABILITATION CENTER		34			34
SOUTHWEST LABS		34			34
THE SPRINGS OF PARC HILL		33	1	3%	34
ST VINCENTS AMBULATORY CARE INC DBA		31	3	9%	34
RASHDA ALBIBI M.D. P.A.		31	3	9%	34
VA MEDICAL CENTER			34	100%	34
HARBOUR ISLAND PEDIATRICS		24	10	29%	34
LONG TERM CARE OF GULF BREEZE LLC		30	4	12%	34
MINUTECLINIC LLC #4449		32	2	6%	34
CIGNA PBSO WEST PALM		3	31	91%	34
CARDIOLOGY AND MEDICINE ASSOCIATES INC		33	1	3%	34
West Gate Village, LLC		34			34
MIGUEL E TREVINO MD PA		30	4	12%	34
PARAMOUNT WALK-IN CLINIC		1	33	97%	34
GRADY HEALTH SYSTEM		34			34
MEDHELP 280		31	3	9%	34
WESTWOOD NURSING AND REHABILITATION		28	5	15%	33
MINUTECLINIC DIAGNOSTIC OF PENNSYLVANI		31	2	6%	33

# COVID-19: testing by laboratory

Data through May 18, 2021 verified as of May 19, 2021 at 09:25 AM

Data in this report are provisional and subject to change.

The numbers in the table below represent the number of Florida and non-Florida residents for whom test results were received by the Department of Health. A person can be tested by more than one laboratory and can have both positive and negative results. **Therefore, the sum of the numbers in each column will be larger than the total number of people tested.**

Reporting lab	Inconclusive	Negative	Positive	Percent positive	Total
NIGHT LITE PEDIATRICS URGENT CARE CENTER			33	100%	33
GREENRIDGE GROUP HOME	3	11	19	58%	33
RESIDENCE AT BAY VUE		31	2	6%	33
INSTANT MEDICAL CARE CENTER		32	1	3%	33
SELECT PHYSICIANS ALLIANCE PL		33			33
STEINHATCHEE DRUGS		27	6	18%	33
COOPER HEALTHCARE		30	3	9%	33
BAPTIST PEDIATRICS		28	5	15%	33
VETERAN AFFAIRS MEDICAL CENTER - JAMES J PETERS		30	3	9%	33
OPIS COQUINA CENTER		32	1	3%	33
EVERLYWELL		19	14	42%	33
BOND CLINIC		3	30	91%	33
NURSES HELPING HANDS INC ALF		33			33
AMBRY GENETICS CORPORATION	23	10			33
ENT AND ALLERGY ASSOCIATES OF FLORIDA LLC		32	1	3%	33
ORLANDO FAMILY MEDICINE		16	17	52%	33
AHSE ROP		32	1	3%	33
SANFORD MOBILE LAB PGA TOUR		32	1	3%	33
RAYMOND BASRI MD		31	2	6%	33
VIRTUA		29	4	12%	33
Consulate Health Care of Orange Park		27	6	18%	33
JOSEF SCHENKER MD PC DBA CENTERS URGENT		31	2	6%	33
CORAL HOUSE ASSISTED LIVING COMMUNITY LLC		33			33
SYNIVERSE WELLNESS CENTER		28	5	15%	33
VETERANS HOME		1	32	97%	33
IPSUM DIAGNOSTICS		3	29	91%	32
ST PETER'S BENDER LABORATORY		31	1	3%	32
MINUTECLINIC DIAGNOSTIC OF TN PC #6435		29	3	9%	32
Wiregrass Rehabilitation Center and Nursing Home		29	3	9%	32
NTD EUROFINS ATLANTA		31	1	3%	32
WALGREENS #15495	1	29	2	6%	32
MADISON POINTE CARE CENTER		32			32
J AND J VISTAKON EMPLOYEE HEALTH CENTER		31	1	3%	32
ALACHUA		20	12	38%	32
PBSO WEST PALM FAMILY PRACTICE		1	31	97%	32
BAPTIST PRIMARY BLACK CREEK SOUTH			32	100%	32
COLORADO DEPARTMENT OF HEALTH LABORATORY SERVICES DIVISION			32	100%	32
ADVANCED URGENT CARE		12	20	63%	32
LAKE MARY - STIRLING CENTER SUITE 202			32	100%	32
JOSEF SCHENKER MD PC		32			32
KIDS CARE PEDIATRICS PA			32	100%	32
MINUTECLINIC DIAGNOSTIC OF TN PC #378		29	3	9%	32
UTAH DEPARTMENT OF HEALTH			32	100%	32
TREASURE ISLE LLC		32			32
MINUTECLINIC, LLC #4230		28	4	13%	32
A LILIKO'I PHARMACY LLC		29	3	9%	32
INTERIM HEALTHCARE OF NORTHWEST FLORIDA INC		30	2	6%	32

# COVID-19: testing by laboratory

Data through May 18, 2021 verified as of May 19, 2021 at 09:25 AM

Data in this report are provisional and subject to change.

The numbers in the table below represent the number of Florida and non-Florida residents for whom test results were received by the Department of Health. A person can be tested by more than one laboratory and can have both positive and negative results. **Therefore, the sum of the numbers in each column will be larger than the total number of people tested.**

Reporting lab	Inconclusive	Negative	Positive	Percent positive	Total
WESTMINSTER ST AUGUSTINE		32			32
CASS'S MOBILE HEALTH SERVICES		28	4	13%	32
OAKMONTE VILLAGE		30	1	3%	31
COLLIER ANESTHESIA PAIN LLC		31			31
PREMIER URGENT CARE CENTER LLC			31	100%	31
NORTHEAST GEORGIA MEDICAL CENTER		31			31
CENTER ONE SURGERY CENTER		25	6	19%	31
COMMUNITY HEALTH OF SOUTH FLORIDA			31	100%	31
HEALTH FIRST - VIERA HOSPITAL		1	30	97%	31
SUMMIT MEDICAL GROUP - 75 E NORTHFIELD		26	5	16%	31
JOSEPH SCHENKER MD PC DBA CENTERS URGENT		27	4	13%	31
REGENCY PARK ASSISTED LIVING FACILITY		29	2	6%	31
PERDIDO URGENT CARE		1	30	97%	31
AMERICAN ESOTERIC LABORATORIES		15	16	52%	31
MICHAEL J D'AMBROSE MD PA		29	2	6%	31
ENGLEWOOD HOSPITAL AND MEDICAL CENTER		26	5	16%	31
HOLIDAY MEDICAL ASSOCIATES		4	27	87%	31
DISCOVERY COMMONS AT BRADENTON		31			31
MINUTECLINIC DIAGNOSTIC OF NORTH CAROLINA PC		28	3	10%	31
UR CARE FAMILY AND SPORTS MEDICINE			31	100%	31
MINUTECLINIC DIAGNOSTIC OF TEXAS		27	4	13%	31
MIDNIGHT MEDICINE			31	100%	31
CHIPOLA MEDICAL ASSOCIATES		11	20	65%	31
LabCorp L#09258130 M#09258125		12	19	61%	31
1 TOUCH TOTALCARE SOLUTIONS		28	3	10%	31
TOTTENVILLE CIRCLE URGENT CARE		31			31
CVS NV3210POCT LAS VEGAS		28	3	10%	31
MINUTECLINIC DIAGNOSTIC OF RHODE ISLAND, LLC #212		31			31
SPRINGWOOD COURT		26	5	16%	31
COUNTY OF LOS ANGELES			31	100%	31
Clearwater Center		16	14	47%	30
AMEERAH LABS			30	100%	30
FLORIDA MEDICAL CLINIC - NEW TAMPA		25	5	17%	30
ADVENT HEALTH PRIMARY CARE PLUS, WINTER GARDEN		26	4	13%	30
PANCARE HEALTH - BONIFAY K-8			30	100%	30
CLINCLOUD, LLC			30	100%	30
P4CLINICAL	3	2	25	83%	30
ADVENT HEALTH MEDICAL GROUP FAMILY AND INTERNAL MEDICINE AT AVALON PAR		27	3	10%	30
CVA MINUTE CLINIC DIAGNOSTIC OF VIRGINIA, LLC		29	1	3%	30
GERALD J KIVETT MD		27	3	10%	30
WEST BROWARD CARE CENTER		24	6	20%	30
HOPE HEALTHCARE		29	1	3%	30
FIRST PHYSICIANS GROUP - LORRAINE CORNERS		30			30
GASTROENTEROLOGY ASSOCIATES OF PENSACOLA PA		25	5	17%	30
JOINT AMBULATORY CARE CENTER		30			30
ROSLYN URGENT CARE		29	1	3%	30
FORT VALLEY STATE UNIVERSITY		29	1	3%	30

# COVID-19: testing by laboratory

Data through May 18, 2021 verified as of May 19, 2021 at 09:25 AM

Data in this report are provisional and subject to change.

The numbers in the table below represent the number of Florida and non-Florida residents for whom test results were received by the Department of Health. A person can be tested by more than one laboratory and can have both positive and negative results. **Therefore, the sum of the numbers in each column will be larger than the total number of people tested.**

Reporting lab	Inconclusive	Negative	Positive	Percent positive	Total
OAK HARBOR ASSISTED LIVING FACILITY		27	3	10%	30
GAMMA DIAGNOSTIC LAB LLC			30	100%	30
HERITAGE WATERSIDE		27	3	10%	30
TALLAHASSEE DEVELOPMENTAL CENTER□		28	2	7%	30
ACCESS HEALTH CARE PHYSICIANS LLC		10	20	67%	30
WIREGRASS CLINIC LLC		24	6	20%	30
MED LABS DIAGNOSTICS		11	19	63%	30
HOWARD BEACH URGENT CARE		28	2	7%	30
CHILDRENS MEDICAL CENTER			30	100%	30
BOCA BIOLISTIC REFERENCE LAB			30	100%	30
MEDEXPRESS URGENT CARE - BLOOMINGTON		25	5	17%	30
SUMMERGATE PHARMACY		28	2	7%	30
RELIANCE MEDICAL CENTER		21	9	30%	30
APOLLO SURGERY CENTER		27	3	10%	30
OPTIMAL CARE PEDIATRICS		9	21	70%	30
THE TERRACE AT IVY ACRES ALF		11	19	63%	30
BOCA SIMON LAB		1	29	97%	30
DAVID LAWRENCE CENTER		26	4	13%	30
ADVANCED HEALTHCARE ASSOCIATES		26	4	13%	30
RAINBOW PEDIATRICS		1	29	97%	30
MINUTECLINIC, LLC #08366		25	5	17%	30
PEPIN ACADEMIES-PASCO		29	1	3%	30
GRAND VILLA OF SARASOTA		29	1	3%	30
SHORE MEMORIAL HOSPITAL		26	4	13%	30
Okeechobee Health Care Facility		16	14	47%	30
CVS NC7588POCT ASHEVILLE		25	4	14%	29
PALM GARDEN OF JACKSONVILLE		27	2	7%	29
UNIV OF ROCHESTER-STRONG MEMORIAL HOSP		28	1	3%	29
UCLA HEALTHCARE CLINICAL LABS		23	6	21%	29
BIG BEND HOSPICE INC		29			29
TIFFANY LAKE CARE CENTERS INC		28	1	3%	29
RENAISSANCE SENIOR LIVING	1	28			29
VASSAR BROTHERS MEDICAL CENTER LABORATORY		27	2	7%	29
MINIMALLY INVASIVE VASCULAR INC		27	2	7%	29
PALMS, THE		29			29
MINUTECLINIC DIAGNOSTIC OF TN, PC 374		24	5	17%	29
NEMOURS CHILDRENS CLINIC		22	7	24%	29
LAKE NONA MEDICAL SERVICE LLC		26	3	10%	29
OWL NOW URGENT CARE		11	18	62%	29
ADVENT HEALTH MEDICAL GROUP- FAMILY MEDICINE AT DR. PHILIPS		24	5	17%	29
BROOKWOOD BAPTIST MEDICAL CENTER		28	1	3%	29
PRO HEALTH HARMONY		29			29
DSI MANAGEMENT LLC		29			29
ADVENTHEALTH MEDICAL GROUP PEDIATRIC & ADOLESCENT		28	1	3%	29
PINELLAS 1 HOME HEALTH CARE CORP		28	1	3%	29
MAYO CLINIC JACKSONVILLE		4	25	86%	29
UNIVERSITY OF ILLINOIS VETERINARY DIAG	1	27	1	3%	29

# COVID-19: testing by laboratory

Data through May 18, 2021 verified as of May 19, 2021 at 09:25 AM

Data in this report are provisional and subject to change.

The numbers in the table below represent the number of Florida and non-Florida residents for whom test results were received by the Department of Health. A person can be tested by more than one laboratory and can have both positive and negative results. **Therefore, the sum of the numbers in each column will be larger than the total number of people tested.**

Reporting lab	Inconclusive	Negative	Positive	Percent positive	Total
ENGLEWOOD HEALTH PHYSICIAN NETWORK		29			29
MEDI PARTNERS OF S FLORIDA LLC		29			29
WELLMED AT BRANDON REGIONAL		21	8	28%	29
PARK WEST MEDICAL CENTER		28	1	3%	29
SUNTREE INTERNAL MEDICINE		29			29
ROBERT H JENKINS JR VETERANS' DOMICILIARY HOME OF		26	3	10%	29
BROOKDALE UNIVERSITY HOSPITAL		27	2	7%	29
MALABAR FAMILY PRACTICE		23	6	21%	29
DUVAL COUNTY HEALTH DEPARTMENT		29			29
CAPE CORAL HOSPITAL ABG LABORATORY		16	13	45%	29
CDC		17	12	41%	29
STEWART MELBOURNE HOSPITAL			29	100%	29
COMPREHENSIVE CHILDCARE		23	6	21%	29
FORT SANDERS REGIONAL LABORATORY		28			28
BOZEMAN HEALTH DEACONESS HOSPITAL		19	9	32%	28
EDEN AT CRESTVIEW		12	16	57%	28
PORT ST LUCIE HOSPITAL		25	3	11%	28
INTERNAL MEDICINE LIPID AND WELNNESS PRACTICE		12	16	57%	28
ASTORIA HEALTH AND REHABILITATION CENTER		27	1	4%	28
BROOKDALE PHILLIPPI CREEK			28	100%	28
THE COMMONWEALTH OF MASSACHUSETTS		1	27	96%	28
ADVENTHEALTH MEDICAL GROUP PEDIATRICS AT		7	21	75%	28
FIRST CHOICE PEDIATRICS LOOP		25	3	11%	28
BROWARD HEALTH IMPERIAL POINT NURSING			28	100%	28
FAMILY CARE PARTNERS		18	10	36%	28
KEY PRIMARY CARE			28	100%	28
MINUTECLINIC, LLC, #4160		24	4	14%	28
NATIONAL MENTOR HEALTHCARE LLC			28	100%	28
MONTEFIORE NEW ROCHELLE HOSPITAL		25	3	11%	28
BETHESDA HEALTH PHYSICIAN GROUP INC			28	100%	28
HUNT CLUB PEDIATRIC ASSOCIATES LLC		23	5	18%	28
ST MARYS MEDICAL CENTER			28	100%	28
LAKE PLACID HEALTH AND REHABILITATION		1	27	96%	28
MARION PEDIATRICS PA		21	7	25%	28
CANTON-POTSDAM HOSPITAL LABORATORY		27	1	4%	28
URGENT CARE USA			28	100%	28
ORANGE PEDIATRICS			28	100%	28
MINUTECLINIC INCORPORATE, LLC		24	4	14%	28
KIVA AT CANTERBURY, LLC		28			28
Cleveland Clinic Laboratories		4	24	86%	28
URGENT CARE CENTER			28	100%	28
BROOKDALE SOUTHPPOINT			27	100%	27
HEALTHPARK MEDICAL CENTER ABG LAB		26	1	4%	27
COASTAL COMPLETE CARE		13	14	52%	27
PREMIUM HEALTH CARE			27	100%	27
LAKELAND HILLS CENTER		19	8	30%	27
CVS MINUTE CLINIC DIAGNOSTIC OF TN #6044		24	3	11%	27



# COVID-19: testing by laboratory

Data through May 18, 2021 verified as of May 19, 2021 at 09:25 AM

Data in this report are provisional and subject to change.

The numbers in the table below represent the number of Florida and non-Florida residents for whom test results were received by the Department of Health. A person can be tested by more than one laboratory and can have both positive and negative results. **Therefore, the sum of the numbers in each column will be larger than the total number of people tested.**

Reporting lab	Inconclusive	Negative	Positive	Percent positive	Total
LEXINGTON PLACE SENIOR LIVING COMMUNITY		27			27
PHYSICIANS CARE		23	4	15%	27
CITY OF CLEARWATER EMPLOYEE HEALTH CENTER		16	11	41%	27
CARENOW - DOWNTOWN NORTH GULCH		25	2	7%	27
ADEPT INPATIENT MEDICAL SERVICES PC		27			27
EXPRESS CARE OF BELLEVIEW		27			27
Summit Medical Group Westfield Lab		24	3	11%	27
CHARLOTTE CHD PORT CHARLOTTE		23	4	15%	27
NEW YORK METHODIST HOSPITAL		23	4	15%	27
SUNCOAST LABS			27	100%	27
ADIRONDACK MEDICAL CENTER		27			27
EMORY BENNETT VETERANS NURSING HOME	1	26			27
ATRIA LADY LAKE		27			27
VICK STREET MANOR		27			27
EPIC REFERENCE LABS INC			27	100%	27
URGENT FAMILY CARE INC		24	3	11%	27
NEWYORK-PRESBYTERIAN/ LAWRENCE HOSPITAL LABORATORY		24	3	11%	27
TGH MEDICAL GROUP LABORATORY CARROLLWOOD			27	100%	27
SPANISH RIVER HIGH SCHOOL ESE		23	4	15%	27
MINUTECLINIC DIAGNOSTIC OF TN PC #6363		22	5	19%	27
LOOP PEDIATRICS		22	5	19%	27
COASTAL SKIN SURGERY AND DERMATOLOGY		19	8	30%	27
USCG AIR STATION CLEARWATER CLINIC		26	1	4%	27
LOT HEALTH SERVICES☐	1	25			26
ABL MEDICAL CARE LLC			26	100%	26
ADVENT HEALTH PARTIN SETTLEMENT HEALTH PARK		18	8	31%	26
CENTRAL FLORIDA PEDIATRIC URGENT CARE LLC		22	4	15%	26
WAKULLA COUNTY HEALTH DEPARTMENT		12	14	54%	26
FORT PIERCE FAMILY CARE INC		20	6	23%	26
DARDEN WELLNESS CENTER		23	3	12%	26
ST VINCENT'S EAST		24	2	8%	26
DELRAY BEACH FACIAL PLASTIC SURGERY		26			26
ARCPOINT LABS OF FORT LAUDERDALE		25	1	4%	26
MONCRIEF ARMY HEALTH CLINIC			26	100%	26
MINUTECLINIC DIAGNOSTIC OF TN PC #320		18	8	31%	26
PALMETTO PEDIATRICS			26	100%	26
WALGREENS #04618		21	5	19%	26
EXPRESS FAMILY CARE LLC		11	15	58%	26
INNOVATIVE RESEARCH OF WEST FLORIDA		23	3	12%	26
MINUTE-CLINIC DIAGNOSTIC OF VIRGINIA		21	5	19%	26
LAKES DIALYSIS CENTER INC			26	100%	26
THE MINIER URGENT CARE		20	6	23%	26
JUST FOR KIDS PEDIATRICS		5	21	81%	26
BAYFRONT HMA CONVENIENT CARE, LLC		2	24	92%	26
SUNQUEST		3	23	88%	26
PULMONARY SPECIALISTS OF THE PALM BEACHES		16	10	38%	26
EAST HILL MEDICAL GROUP		17	9	35%	26

# COVID-19: testing by laboratory

Data through May 18, 2021 verified as of May 19, 2021 at 09:25 AM

Data in this report are provisional and subject to change.

The numbers in the table below represent the number of Florida and non-Florida residents for whom test results were received by the Department of Health. A person can be tested by more than one laboratory and can have both positive and negative results. **Therefore, the sum of the numbers in each column will be larger than the total number of people tested.**

Reporting lab	Inconclusive	Negative	Positive	Percent positive	Total
49D2045214PHYSICIAN OFFICE-WAIVER-MEDEXPRESS URGENT CARE - HARRISONBU		17	9	35%	26
PALM BEACH COUNTY FIRE RESCUE		24	2	8%	26
MD BEAUTY LABS, PA		24	2	8%	26
MINUTECLINIC DIAGNOSTIC OF NORTH		22	4	15%	26
DALE MEDICAL CENTER		21	5	19%	26
OAKTREE HEALTHCARE			26	100%	26
MAGNOLIA PEDIATRICS		4	22	85%	26
RJ LEE GROUP	1	23	2	8%	26
TREEHOUSE PEDIATRICS & FAMILY CARE		26			26
LAKE HOWARD HEIGHTS	1	21	4	15%	26
STATE LAB		3	22	88%	25
JUPITER MEDICAL CENTER		1	24	96%	25
ADVENT HEALTH EXPRESS		9	16	64%	25
ST. CLOUD HOSPITAL		20	5	20%	25
MADWAR		19	6	24%	25
NONA PEDIATRIC CENTER		19	6	24%	25
DOCTORS MEDICAL CENTER OF WALTON COUNTY CLINIC			25	100%	25
FAST PACE MEDICAL CLINIC PLLC		23	2	8%	25
UNIV OF NORTH ALABAMA HEALTH CENTER		22	3	12%	25
MINUTECLINIC DIAGNOSTIC OF SC, LLC #2		21	4	16%	25
THE WATERMARK AT VISTAWILLA		25			25
SENIOR LIVING IV SUN CITY LLC		18	7	28%	25
TREASURE COAST URGENT CARE			25	100%	25
FEDERAL PRISON CAMP PENSACOLA			25	100%	25
MINUTECLINIC MINUTECLINIC #8746		24	1	4%	25
ASURANCE SCIENTIFIC LABORATORIES		24	1	4%	25
VILLAGES REHABILITATION AND NURSING CENTER		24	1	4%	25
GILCHRIST COUNTY JAIL		23	2	8%	25
OLIVE BRANCH HEALTH AND REHABILITATION CENTER			25	100%	25
GREEN GABLES ASSISTED LIVING FACILITY		25			25
ORANGE REGIONAL MEDICAL CENTER LABORATORY		20	5	20%	25
STEWART MEDICAL GROUP INC			25	100%	25
PHYSICIANS STAT		3	22	88%	25
MORTON PLANT NORTH BAY HOSPITAL			25	100%	25
LIFELINK TISSUE BANK D/B/A LIFELINK TISSUE BANK		21	4	16%	25
South Heritage Health and Rehab		25			25
PALMS MEDICAL GROUP - LAKE CITY WEST		3	22	88%	25
FINLAY C. LABORATORY		4	21	84%	25
DOC PAM PA		24	1	4%	25
TOTAL ACCESS URGENT CARE		1	24	96%	25
SOUTH FLORIDA DIALYSIS CENTER		8	17	68%	25
Sovereign Laboratory Services, LLC		22	3	12%	25
LAKE NONA MEDICAL SERVICES		17	8	32%	25
ADVENT HEALTH - LAKE MARY PEDIATRICS		16	9	36%	25
ENCOMPASS HOME HEALTH OF THE SOUTHEAST LLC		23	2	8%	25
WESTPAC LABS		1	24	96%	25
GRAND VILLA OF PALM COAST		25			25

# COVID-19: testing by laboratory

Data through May 18, 2021 verified as of May 19, 2021 at 09:25 AM

Data in this report are provisional and subject to change.

The numbers in the table below represent the number of Florida and non-Florida residents for whom test results were received by the Department of Health. A person can be tested by more than one laboratory and can have both positive and negative results. **Therefore, the sum of the numbers in each column will be larger than the total number of people tested.**

Reporting lab	Inconclusive	Negative	Positive	Percent positive	Total
ROSS MEDICAL GROUP			25	100%	25
NOVANT HEALTH		18	7	28%	25
PHYSICIANS PRIMARY CARE OF SW FLORIDA PL		24			24
ERIC C MARSHAL MD, PC DBA MINUTECLINIC		23	1	4%	24
CL BRUMBACK PRIMARY CARE CLINIC LANTANA		2	22	92%	24
TRINITY MEDICAL ASSOCIATES LLC			24	100%	24
MIAMI BEACH MEDICAL GROUP			24	100%	24
SONATA BOYNTON BEACH		21	3	13%	24
MEDEXPRESS URGENT CARE - SEMINOLE SQUA		22	2	8%	24
OHSU MOLECULAR MICROBIOLOGY LAB		23	1	4%	24
ADVANCED URGENT CARE CENTER		7	17	71%	24
CareATC - 15th Street Clinic			24	100%	24
ST ANTHONY'S HOSP PATIENT CARE SERVICE			24	100%	24
BLOOMIN BRANDS WELLNESS CENTER	4	19	1	4%	24
Z UROLOGY		23	1	4%	24
TARPON BAYOU CENTER			24	100%	24
NORTHSIDE HOSPITAL DULUTH		21	3	13%	24
SENIOR HEALTH OF WINTER PARK DUNDEE		24			24
COURTYARDS OF ORLANDO		24			24
PRIMECARE AT PORT ORANGE		5	19	79%	24
LABORATORY DYNAMICS		20	4	17%	24
ST ELIZABETH MEDICAL CENTER LABORATORY		21	3	13%	24
PRIME CARE ONE LLC/HARBORCHASE OF VENICE			24	100%	24
HENNEPIN COUNTY MEDICAL CENTER (HCMC)		13	11	46%	24
WELLNOW URGENT CARE		23	1	4%	24
ROWLETT MIDDLE ACADEMY		22	2	8%	24
MADISON COUNTY MEMORIAL HOSP		12	12	50%	24
SARASOTA MEMORIAL NURSING & REHABILITATION CTR		24			24
CITY OF SANFORD EMPLOYEE HEALTH AND		23	1	4%	24
Wesley Place on Honeysuckle		22	2	8%	24
SOUTH NASSAU COMMUNITIES HOSPITAL		20	4	17%	24
MED PLUS FLORENCE		20	4	17%	24
RAINBOW PEDIATRIC CENTER		2	22	92%	24
HEALTH MED CENTERS		24			24
THE CHAPPEL GROUP RESEARCH		24			24
INTERVENTIONAL REHABILITATION OF SOUTH FLORIDA		16	8	33%	24
PALM BEACH GARDENS MEDICAL CENTER			24	100%	24
TIMBERLANE LODGE ALF	1	16	7	29%	24
MAITLAND PRIMARY CARE		9	15	63%	24
WESTMINSTER WOODS ON JULINGTON CREEK		22	2	8%	24
MID FLORIDA PATHOLOGY LLC		23	1	4%	24
HERITAGE OAKS ASSISTED LIVING & MEMORY CARE		20	4	17%	24
CSH LAKE ORIENTA LP		24			24
GLEN COVE HOSPITAL		24			24
ATRIA AT ST JOSEPHS		24			24
EDWARD S BENNETT MD PLLC		24			24
Good Samaritan Society		24			24

# COVID-19: testing by laboratory

Data through May 18, 2021 verified as of May 19, 2021 at 09:25 AM

Data in this report are provisional and subject to change.

The numbers in the table below represent the number of Florida and non-Florida residents for whom test results were received by the Department of Health. A person can be tested by more than one laboratory and can have both positive and negative results. **Therefore, the sum of the numbers in each column will be larger than the total number of people tested.**

Reporting lab	Inconclusive	Negative	Positive	Percent positive	Total
LAKEWOOD RANCH MEDICAL CENTER CLINICAL LAB			24	100%	24
OCEAN BIOSCIENCES LLC		23	1	4%	24
WELLMED AT LAKE COPELAND		18	6	25%	24
ALAN SERURE MD		24			24
CVS MINUTE CLINIC DIAGNOSTIC OF TEXAS LLC		20	4	17%	24
MC DIAGNOSTIC OF CONNECTICUT, PC #775		23	1	4%	24
UAH STUDENT HEALTH CENTER		17	7	29%	24
FLORENCE J HUNT STUDENT WELLNESS CENTER - HEALTH SERVICES (ABBOTT)		24			24
PACIFICA SENIOR LIVING FORT MYERS		15	9	38%	24
CARESPOT		3	21	88%	24
MEDLAB INC		24			24
AVENTIS BIO-SERVICES CTL		24			24
BAYCARE MEDICAL GROUP INC			23	100%	23
NEW YORK PRESBYTERIAN - ALLEN HOSPITAL		23			23
CITY OF LAKE MARY EMPLOYEE HEALTH CENTER		18	5	22%	23
PULSE MEDICAL GROUP INC			23	100%	23
BAYFRONT FAMILY HEALTH CENTER		3	20	87%	23
NEW JERSEY		22	1	4%	23
LAKEVIEW HEALTH CARE SYSTEMS		9	14	61%	23
CORE LABORATORY		1	22	96%	23
SOMA MEDICAL CENTER, PA #4 FLORIDA MANGO		1	22	96%	23
COMMONWEALTH OF MASSACHUSETTS			23	100%	23
WOODHOUSE INC		17	6	26%	23
FLUSHING HOSPITAL MEDICAL CENTER		19	4	17%	23
NORTHWEST FLORIDA COMMUNITY HOSPITAL 3RD FLOOR		21	2	9%	23
WUESTHOFF MEDICAL CENTER-MELBOURNE			23	100%	23
REGENEXX TAMPA BAY		20	3	13%	23
URGENT CARE & FAMILY PRACTICE CENTER		4	19	83%	23
MINUTECLINIC, LLC #4507		21	2	9%	23
UF HEALTH NORTH JACKSONVILLE			23	100%	23
EGL GENETIC DIAGNOSTICS		1	22	96%	23
CVS NC4165POCT BREVARD		15	8	35%	23
INTEGRATED FAMILY MEDICAL CENTER			23	100%	23
MEDEXPRESS URGENT CARE - TIMBERLAKE		20	3	13%	23
ESOTERIX GENETIC LABORATORIES		17	6	26%	23
WELLSTAR COBB HOSPITAL		21	2	9%	23
HEALTHY MINORS, LLC.		20	3	13%	23
THE VILLAGES HEALTH		12	11	48%	23
OMEGA LABORATORIES		19	4	17%	23
ISLAND COAST PEDIATRICS PA		22	1	4%	23
MORRIS PARK URGENT CARE		20	3	13%	23
COASTAL FAMILY PRACTICE		15	8	35%	23
GUARDANT HEALTH		17	6	26%	23
WALGREENS #03391		18	5	22%	23
ORANGE PARK PEDIATRIC ASSOCIATES		10	13	57%	23
MINUTE CLINIC DIAGNOSTIC OF TN PC #64		20	3	13%	23
ROBINSON FAMILY CLINIC PA		13	10	43%	23

# COVID-19: testing by laboratory

Data through May 18, 2021 verified as of May 19, 2021 at 09:25 AM

Data in this report are provisional and subject to change.

The numbers in the table below represent the number of Florida and non-Florida residents for whom test results were received by the Department of Health. A person can be tested by more than one laboratory and can have both positive and negative results. **Therefore, the sum of the numbers in each column will be larger than the total number of people tested.**

Reporting lab	Inconclusive	Negative	Positive	Percent positive	Total
ST JOSEPHS HOSP OF ATLANTA/CLINIC LAB		21	2	9%	23
BARTON FAMILY PRACTICE		12	11	48%	23
UNIVERSITY HILLS HEALTH AND REHABILITATION CENTER		18	5	22%	23
TREEHOUSE PEDIATRICS		19	4	17%	23
MARQUES PEDIATRICS			23	100%	23
NOBLE SENIOR LIVING		3	20	87%	23
CONNECTDX		8	15	65%	23
HARTFORD HOSPITAL ANCILLARY LAB		17	5	23%	22
MINUTECLINIC DIAGNOSTIC OF TEXAS LLC		20	2	9%	22
GENTIVA HEALTH SERVICES		20	2	9%	22
DIACARTA INC.		22			22
MINUTECLINIC DIAGNOSTICS MEDICAL GROUP		21	1	5%	22
FAMILY AND AFTER HOURS CARE		22			22
SOLE HEALTH LLC		22			22
PEDIATRIC ASSOCIATES PA		17	5	23%	22
MORNINGSIDE MANOR & VILLA ADULT CARE C		22			22
VALHALLA MEDICS		22			22
OHIO CVS STORES, LLC DBA		19	3	14%	22
COMMUNITY CARE CENTER□		21	1	5%	22
MINUTECLINIC DIAGNOSTIC PA		19	3	14%	22
KELLY'S ASSISTED LIVING FACILITY		22			22
OCEANSIDE URGENT CARE		22			22
GLEN OAKS URGENT CARE		20	2	9%	22
HELIX DIAGNOSTICS			22	100%	22
BIOREFERENCE LABORATORIES		8	14	64%	22
SEAGRASS VILLAGE			22	100%	22
COLUMBIA MEMORIAL HOSPITAL		22			22
ADVENT HEALTH - KISSIMMEE		6	16	73%	22
JOHNS HOPKINS MEDICAL LABORATORIES		1	21	95%	22
BROOKDALE WEST BOYNTON BEACH		22			22
FLORIDA HOSPITAL LABS		12	10	45%	22
TEN HEALTHCARE		6	16	73%	22
FLORIDA HOSPITAL WINTER GARDEN		17	5	23%	22
MINUTECLINIC, LLC #1586		15	7	32%	22
FLORIDA PEDIATRICS		6	16	73%	22
MARATHON HEALTH FOR LIFE		19	3	14%	22
MINUTE CLINIC DIAGNOSTIC OF SOUTH CAROLINA		18	4	18%	22
NAVAL MEDICAL CENTER SAN DIEGO	1		21	95%	22
STATEN ISLAND UNIVERSITY HOSPITAL		21	1	5%	22
THRIF-T DRUGS INC		20	2	9%	22
SOUTH CAROLINA DEPARTMENT OF HEALTH			22	100%	22
EBEIDS MD PEDIATRICS		19	3	14%	22
ROCKLEDEGE REGIONAL MEDICAL CENTER		17	5	23%	22
TEXAS DEPARTMENT OF STATE HEALTH SERVICES		3	19	86%	22
MEDI STATION			22	100%	22
MOBILE DIVISION LABORATORY		7	15	68%	22
ST VINCENT'S URGENT CARE		19	3	14%	22



# COVID-19: testing by laboratory

Data through May 18, 2021 verified as of May 19, 2021 at 09:25 AM

Data in this report are provisional and subject to change.

The numbers in the table below represent the number of Florida and non-Florida residents for whom test results were received by the Department of Health. A person can be tested by more than one laboratory and can have both positive and negative results. **Therefore, the sum of the numbers in each column will be larger than the total number of people tested.**

Reporting lab	Inconclusive	Negative	Positive	Percent positive	Total
ST CATHERINE OF SIENA HOSPITAL		20	2	9%	22
PRIMARY CARE SPECIALISTS OF ORLANDO LLC		17	5	23%	22
ELAN SPANISH SPRINGS		4	18	82%	22
MINUTECLINIC DIAGNOSTIC OF RHODE ISLAND, LLC #590		21	1	5%	22
YUSRA MEDICAL ASSOCIATES PA		16	6	27%	22
BASSETTI & ASSOCIATES, MD, PA			22	100%	22
ADVENTHEALTH MEDICAL GROUP	1	14	6	29%	21
GOOD SAMARITAN MEDICAL CENTER			21	100%	21
CARESPOT EXPRESS HEALTHCARE			21	100%	21
CARENOW URGENT CARE-BRENTWOOD		15	6	29%	21
PICHARDO CLINIC, THE		19	2	10%	21
ROCKLEDGE FAMILY HEALTH			21	100%	21
Floral Health and Rehabilitation, LLC		20	1	5%	21
FIRST CHOICE PEDIATRICS WINTER SPRINGS		15	6	29%	21
TINA'S ASSISTED LIVING FACILITY CORP		21			21
TENNESSEE DEPARTMENT OF HEALTH		15	6	29%	21
WINTER PARK FAMILY PRACTICE LLC		17	4	19%	21
MAIMONIDES MEDICAL CENTER		18	3	14%	21
WACO HHSSURGEWACO	1	17	3	14%	21
MINUTECLINIC DIAGNOSTIC OF TN PC #566		17	4	19%	21
POINT OF CARE CLINICS PRIMARY CARE		20	1	5%	21
INTERNATIONAL MEDICAL LABORATORY INC		21			21
MC DIAGNOSTIC OF CONNECTICUT, PC #1960		21			21
KIMBERLY J HENDERSON MD PC		20	1	5%	21
CLINICAL PATHOLOGY LABORATORIES SOUTHEAST			21	100%	21
BAY PEDIATRICS PA		18	3	14%	21
ESTATES MEDICAL CENTER		12	9	43%	21
ST JUDE CHILDRENS RESEARCH HOSPITAL		21			21
RHODE ISLAND DEPARTMENT OF HEALTH			21	100%	21
CLEVELAND CLINIC FLORIDA		1	20	95%	21
GOOD SAMARITAN SOCIETY OF DAYTONA		16	5	24%	21
UPMC CHAUTAUQUA AT WCA LABORATORY		20	1	5%	21
PRIMECARE OF DOTHAN-DALEVILLE CLINIC		16	5	24%	21
URGENT TEAM		17	4	19%	21
GRACE WELLNESS CENTER		8	13	62%	21
REGENCY SQUARE MALL - SEARS		4	17	81%	21
BROWNE MEDICAL		19	2	10%	21
AHMG LAKE NONA PRIMARY CARE		21			21
SELECT PHYSICIANS ALLIANCE		21			21
HARLEM HOSPITAL CENTER		20	1	5%	21
VALLEY IMMEDIATE CARE		18	3	14%	21
CVS PHARMACY		1	20	95%	21
ARDEN COURTS OF WINTER SPRINGS		18	3	14%	21
JEFFERSON K-12, A SOMERSET SCHOOL- CLINIC		17	4	19%	21
SHELBY BAPTIST MEDICAL CENTER		16	5	24%	21
Citymd Of Lacey		18	3	14%	21
CVS MINUTE CLINIC DIAGNOSTIC OF TEXAS, LLC		17	4	19%	21

# COVID-19: testing by laboratory

Data through May 18, 2021 verified as of May 19, 2021 at 09:25 AM

Data in this report are provisional and subject to change.

The numbers in the table below represent the number of Florida and non-Florida residents for whom test results were received by the Department of Health. A person can be tested by more than one laboratory and can have both positive and negative results. **Therefore, the sum of the numbers in each column will be larger than the total number of people tested.**

Reporting lab	Inconclusive	Negative	Positive	Percent positive	Total
FORT WALTON BEACH DEVELOPMENTAL CENTER		19	1	5%	20
ROBERT WOOD JOHNSON UNIVERSITY HOSP		18	2	10%	20
REDITUS LABORATORIES			20	100%	20
ADVENTIST HEALTH SYSTEM		16	4	20%	20
CARESPOT OF NOCATEE		1	19	95%	20
CONSOLIDATED LAB SERVICES		10	10	50%	20
SONORA QUEST LABORATORIES			20	100%	20
BRIDGEWAY HEALTH CLINICS INC		1	19	95%	20
LEE MEMORIAL HEALTH SYSTEM D/B/A		18	2	10%	20
PONCE PLAZA NURSING & REHAB CENTER		4	16	80%	20
CALLAWAY CLINIC		14	6	30%	20
URGENT CARE OF NEW YORK		19	1	5%	20
FAMILY CARE CYPRESS CREEK		1	19	95%	20
PRATTVILLE BAPTIST HOSPITAL		16	4	20%	20
CORONA NYC LAB		19	1	5%	20
BROOKDALE MANDARIN CENTRAL		7	13	65%	20
MINUTE CLINIC		2	18	90%	20
PROFESSIONAL PARK PEDIATRICS PA			20	100%	20
SHIELDT3 LLC		20			20
KIDSWOOD PEDIATRICS CORP		6	14	70%	20
PRIMARY CARE MEDICINE	1	13	6	30%	20
MINUTECLINIC DIAGNOSTIC OF MICHIGAN PC		19	1	5%	20
CLINIC OF PEDIATRICS & GI MEDICINE INC		1	19	95%	20
ORLANDO FAMILY PHYSICIANS INC		14	6	30%	20
MEDICAL EXPRESS CORP		18	2	10%	20
ANYTIME LAB, LLC		18	2	10%	20
THE CANOPY AT HARPER LAKE	1		19	95%	20
WINSHIPS PHARMACY INC		20			20
ODYSSEY HEALTHCARE OF MARION COUNTY, LLC		19	1	5%	20
VIERA FAMILY MEDICINE AND WELLNESS		16	4	20%	20
CVS HEALTH, #3396		18	2	10%	20
DEPT OF VA MEDICAL CENTER - BAY PINES			20	100%	20
MCWHORTER SCHOOL OF PHARMACY		20			20
MINUTECLINIC, LLC, DBA MINUTECLINIC #6		17	3	15%	20
BEST MEDICAL CENTER		11	9	45%	20
COMMUNITY HOME HEALTH CARE		20			20
LAKE WORTH MANOR		19	1	5%	20
AUBURN COMMUNITY HOSPITAL		18	2	10%	20
FYZAMEDICAL, LLC		15	5	25%	20
SAVANNAH STATE UNIVERSITY, COUNSELING		19			19
CORNER OAK ESTATE LLC		19			19
ALL PEDIATRIC CARE			19	100%	19
DAVID LAWRENCE CENTER INC		16	3	16%	19
Atlanta VAMC		14	5	26%	19
ABC PEDIATRICS OF PORT ST LUCIE		17	2	11%	19
OCEAN REEF MEDICAL CENTER, LLC			19	100%	19
BAPTIST MEMORIAL HEALTH CARE		17	2	11%	19

# COVID-19: testing by laboratory

Data through May 18, 2021 verified as of May 19, 2021 at 09:25 AM

Data in this report are provisional and subject to change.

The numbers in the table below represent the number of Florida and non-Florida residents for whom test results were received by the Department of Health. A person can be tested by more than one laboratory and can have both positive and negative results. **Therefore, the sum of the numbers in each column will be larger than the total number of people tested.**

Reporting lab	Inconclusive	Negative	Positive	Percent positive	Total
MICHELLE S PAGE MD PA		18	1	5%	19
LAB INTERMARKET FACILITY LAB		1	18	95%	19
CVS MINUTE CLINIC, LLC		15	4	21%	19
KAILOS GENETICS INC		16	3	16%	19
UM MILLER SCHOOL OF MEDICINE			19	100%	19
NO NAME		8	11	58%	19
ROYAL PALM MEDICAL GROUP, INC		19			19
COMPREHENSIVE CHILDCARE ASSOCIATES		11	8	42%	19
JACKSON LABORATORY FOR GENOMIC MEDICIN		19			19
BENNETT PEDIATRICS		19			19
FOX FAMILY PRACTICE		19			19
CVS NC2357POCT HUNTERSVILLE		17	2	11%	19
CVS MINUTE CLINIC DIAGNOSTIC MED GRP OF CA		19			19
BAY COUNTY HEALTH DEPARTMENT		14	5	26%	19
STONE WASH CLINICAL LABORATORIES		2	17	89%	19
EMERALD COAST HOSPICE - CRESTVIEW		19			19
MC DIAGNOSTIC OF CONNECTICUT, PC #1966		19			19
FRUITVILLE URGENT CARE			19	100%	19
CVS MINUTE CLINIC DIAGNOSTIC OF WISCONSIN		19			19
COLLEGE POINT URGENT CARE		16	3	16%	19
MD PLUS URGENT CARE, LLC			19	100%	19
CVS GA2108POCT NORCROSS		16	3	16%	19
AURORA UNIVERSITY WELLNESS CENTER		19			19
CARE POINT HEALTH & WELLNESS CENTER		19			19
BAYVIEW MEDICAL		19			19
INTEGRATED REGIONAL LABORATORIES - LARGO			19	100%	19
THE CLINIC PREMISE HEALTH		13	6	32%	19
MED HEALTH SERVICES		18	1	5%	19
SEVEN RIVERS REGIONAL MEDICAL CENTER		5	14	74%	19
CAREHERE- LCS LEESBURG			19	100%	19
ELTINGVILLE CIRCLE URGENT CARE		18	1	5%	19
ANYLABTESTNOW		6	13	68%	19
ST. JUDES LABORATORIES		13	6	32%	19
ST LUKES ROOSEVELT LABORATORY		16	3	16%	19
CLERMONT ADVENTHEALTH CENTRA CARE		1	18	95%	19
NANO HEALTH ASSOCIATES LLC		19			19
MC DIAGNOSTIC OF CONNECTICUT , PC # 3		17	2	11%	19
ASHRAF MEDICAL GROUP PLLC DBA PULSE M		18	1	5%	19
FLORIDA COMMUNITY HEALTH CENTER OF ST. LUCIE		1	18	95%	19
LOVING CARE OF THE TREASURE COAST LLC	1	13	5	26%	19
WELLSTAR NORTH FULTON HOSPITAL LABORAT		17	2	11%	19
MEDEXPRESS URGENT CARE, MOON TOWNSHIP		18	1	5%	19
JACKSON NORTH MEDICAL CENTER		2	17	89%	19
STAT MEDICAL CLINIC III INC		13	6	32%	19
GENOTOX LABORATORIES		16	3	16%	19
LAKEVIEW HEALTH SYSTEMS			18	100%	18
MEDEXPRESS URGENT CARE- MARYLAND		15	3	17%	18

# COVID-19: testing by laboratory

Data through May 18, 2021 verified as of May 19, 2021 at 09:25 AM

Data in this report are provisional and subject to change.

The numbers in the table below represent the number of Florida and non-Florida residents for whom test results were received by the Department of Health. A person can be tested by more than one laboratory and can have both positive and negative results. **Therefore, the sum of the numbers in each column will be larger than the total number of people tested.**

Reporting lab	Inconclusive	Negative	Positive	Percent positive	Total
OSCEOLA ALF OPERATOR, LLC DBA□		18			18
UC HEALTH UNIVERSITY HOSPITAL		15	3	17%	18
MEDEXPRESS URGENT CARE LEWISBURG		17	1	6%	18
VIGILINT HEALTHCARE		16	2	11%	18
MOORINGS PARK OAKSTONE AT GREY OAKS		17	1	6%	18
CABOT RESERVE ON THE GREEN		18			18
FORT HAMILTON URGENT CARE		18			18
CARENOW URGENT CARE-DONELSON		13	5	28%	18
CLEVELAND CLINIC			18	100%	18
TPCA CLINICAL LABORATORIES		15	3	17%	18
WALGREENS #04176		13	5	28%	18
ASCENSION ST VINCENT'S PRIMARY CARE		1	17	94%	18
ADVENT HEALTH - WINTER HAVEN		8	10	56%	18
MINUTECLINIC DIAGNOSTIC OF TN PC #643		14	4	22%	18
BAPTIST PRIMARY CARE PONTE VEDRA		12	6	33%	18
Crestwood Nursing Center		8	10	56%	18
WALGREENS #06416		17	1	6%	18
BROOKDALE ST AUGUSTINE		1	17	94%	18
AURORA DIAGNOSTICS		6	12	67%	18
MADISON CORE LABORATORIES		17	1	6%	18
Terrace of Jacksonville		3	15	83%	18
UNIVERSITY OF MIAMI MILLER SCHOOL			18	100%	18
MASSACHUSETTS GENERAL HOSPITAL		2	16	89%	18
MARION COUNTY HEALTH DEPARTMENT		17	1	6%	18
CVS MINUTE CLINIC DIAGNOSTIC PA		13	5	28%	18
MIRIMUS INC		1	17	94%	18
ADVENT HEALTH - ZEPHYRHILLS			18	100%	18
MEDEXPRESS URGENT CARE - ROBINSON TWP, STEUBENVILLE PIKE		16	2	11%	18
DR PHILLIPS MEDICAL WELLNESS CENTER		13	5	28%	18
MI CASA DORADA ASSISTED LIVING FACILIT		18			18
MINUTE CLINIC DIAGNOSTIC MED GRP		17	1	6%	18
NORTHERN WESTCHESTER HOSPITAL LABORATORY		16	2	11%	18
GENERAL INTERNAL MEDICINE MEDICAL CTR CLINIC		13	5	28%	18
CRANES VIEW LODGE			18	100%	18
TENDER CARE ALF		18			18
IONA COLLEGE HEALTH & WELLNESS CENTER		18			18
MINUTECLINIC #8699		14	4	22%	18
MINUTECLINIC DIAGNOSTIC OF ILLINOIS LL		16	2	11%	18
MINUTECLINIC LLC #5176		15	3	17%	18
XPRESS WELLNESS URGENT CARE			18	100%	18
AVALON FAMILY RESORT ASSISTED LIVING LLC		18			18
PPD - IXLAYER		17	1	6%	18
HUNTINGTON URGENT CARE		17	1	6%	18
MINUTE CLINIC LLC #5706		16	2	11%	18
CARENOW URGENT CARE-WEST END		13	5	28%	18
BRONSON FIRE DEPARTMENT		18			18
URGENT CARE AT LONGWOOD			18	100%	18

# COVID-19: testing by laboratory

Data through May 18, 2021 verified as of May 19, 2021 at 09:25 AM

Data in this report are provisional and subject to change.

The numbers in the table below represent the number of Florida and non-Florida residents for whom test results were received by the Department of Health. A person can be tested by more than one laboratory and can have both positive and negative results. **Therefore, the sum of the numbers in each column will be larger than the total number of people tested.**

Reporting lab	Inconclusive	Negative	Positive	Percent positive	Total
INTERMOUNTAIN CENTRAL LAB		1	17	94%	18
CVS TX7162POCT HOUSTON		18			18
MINUTE-CLINIC DIAGNOSTIC OF VIRGINIA, LLC #2003		15	3	17%	18
107TH PLACE GROUP HOME		18			18
SANTA ROSA COUNTY JAIL - WELLPATH			18	100%	18
MONTEFIORE ST LUKE'S CORNWALL HOSPITAL		14	4	22%	18
BERGEN NEW BRIDGE M		16	2	11%	18
PALATKA VA CBOC		17	1	6%	18
WALGREEN EASTERN CO, INC		18			18
MINUTECLINIC DIAGNOSTIC OF TN PC #6415		14	4	22%	18
MINUTE CLINIC LLC #5733		17			17
UVMC MICROBIOLOGY		16	1	6%	17
ST JOSEPH HOSPITAL		16	1	6%	17
WALGREENS #07936		16	1	6%	17
PRIMARY CARE WALK IN CLINIC PLLC			17	100%	17
ESTATES MEDICAL CENTER INC		4	13	76%	17
MINUTECLINIC DIAGNOSTIC OF VIRGINIA, LLC #1416		16	1	6%	17
LEHIGH VALLEY HOSPITAL		3	14	82%	17
MEDEXPRESS URGENT CARE - LAFAYETTE		16	1	6%	17
MARCO DRUGS AND COMPOUNDING		13	4	24%	17
NORTHWESTERN MEMORIAL HOSPITAL			17	100%	17
NEMOURS CHILDREN'S URGENT			17	100%	17
GNT ASSOCIATES		16	1	6%	17
GENETIC TECHNOLOGICAL INNOVATIONS			17	100%	17
ALBIBI		1	16	94%	17
DIEGO FALLON MD PA		6	11	65%	17
FLORIDA KEYS CONCIERGE MEDICINE, LLC		15	2	12%	17
BAY BREEZE HEALTH AND REHABILITATION CENTER		9	8	47%	17
CARE NOW, INC		13	4	24%	17
RIVERSIDE MEDICAL GROUP		16	1	6%	17
TOXUSALABS DBA CONNECTDX LABS		14	3	18%	17
ACM MEDICAL LABORATORY ALLIANCE		14	3	18%	17
WELLINGTON FAMILY PRACTICE		13	4	24%	17
SARASOTA MEDICAL CENTER		6	11	65%	17
URGENT CARE WEST CLINIC		14	3	18%	17
INHEALTH LIFE SCIENCES		6	11	65%	17
INN AT LAKE SEMINOLE SQUARE, THE		17			17
BLOUNT MEMORIAL HOSPITAL		14	3	18%	17
BROOKDALE CROWN POINT			17	100%	17
CVS CA9715POCT THOUSAND OAKS		17			17
MINUTECLINIC DIAGNOSTIC OF NEW MEXICO		17			17
BRYAN WHITFIELD MEMORIAL HOSPITAL		12	5	29%	17
SOMA MEDICAL CENTER PA			17	100%	17
TIFT REGIONAL HEALTH SYSTEM, INC		17			17
UNIVERSITY LAB			17	100%	17
LYNN KEEFE, MD PEDIATRICS		14	3	18%	17
UNIVERSITY OF ALABAMA - FUNGAL REFERENCE LABORATORY		12	5	29%	17



# COVID-19: testing by laboratory

Data through May 18, 2021 verified as of May 19, 2021 at 09:25 AM

Data in this report are provisional and subject to change.

The numbers in the table below represent the number of Florida and non-Florida residents for whom test results were received by the Department of Health. A person can be tested by more than one laboratory and can have both positive and negative results. **Therefore, the sum of the numbers in each column will be larger than the total number of people tested.**

Reporting lab	Inconclusive	Negative	Positive	Percent positive	Total
YORKVILLE PEDIATRIC URGENT CARE		17			17
MINUTECLINIC DIAG OF IND, LLC #6697		15	2	12%	17
CVS TX7288POCT DALLAS		13	4	24%	17
LILY'S PROMISE AL#12775		17			17
CVS MINUTE CLINIC DIAGNOSTIC OF VIRGINIA		17			17
HEALTHCARE NOW			17	100%	17
MINUTECLINIC DIAGNOSTIC OF OKLAHOMA		14	3	18%	17
COAST MED URGENT CARE		16	1	6%	17
EAR NOSE & THROAT ASSOCIATES OF MANATEE PA		17			17
GOLDMAN SACHS HEALTH CENTER	1	15	1	6%	17
COMMUNITY HEALTH OF SOUTH FLORIDA INC			17	100%	17
INFEXIONSHIELD INC.		17			17
STARLING AT NOCATEE			17	100%	17
PARRISH HEALTH CENTER		14	3	18%	17
RESOLVE MOLECULAR DIAGNOSTICS		13	4	24%	17
FLORIDA MEDICAL ASSOCIATES LLC		9	7	44%	16
INDIANA STATE DEPARTMENT OF HEALTH		1	15	94%	16
SUFFRIDGE DRIVE GROUP HOME		16			16
ALAN L MELOTEK MD		16			16
Heartland Healthcare Center Boca Raton		2	14	88%	16
TMH FSU RAPID LABORATORY		2	14	88%	16
PRESBYTERIAN MEDICAL SERVICES		16			16
ST AUGUSTINE PLANTATION		1	15	94%	16
SURGERY CENTER OF CORAL GABLES LLC,THE		12	4	25%	16
FAST TRACK URGENT CARE CENTER - TYRONE			16	100%	16
URGENT CARE CLINIC OF LINCOLN		14	2	13%	16
MONTEFIORE NYACK HOSPITAL AFFILIATED LABORATORY		14	2	13%	16
BELLEVUE HOSPITAL CENTER DEPARTMENT		16			16
CVS MINUTE CLINIC DIAG OF IND, LLC #6549		15	1	6%	16
UNIVERSITY HOSPITAL UC HEALTH		11	5	31%	16
DAVITA DIALYSIS		4	12	75%	16
UNAVAILABLE/UNKNOWN/NO INFORMATION FOUND			16	100%	16
CRUCIAL CARE		10	6	38%	16
ALL FLORIDA FAMILY & SPORTS MEDICINE		15	1	6%	16
RICH STREET GROUP HOME		9	7	44%	16
MIAMI BEACH MEDICAL GROUP LLC			16	100%	16
HODGES CLUSTER		2	14	88%	16
STATEN ISLAND UNIVERSITY HOSPITAL SEGUINE AVE		13	3	19%	16
NOVALIFE MEDSPA			16	100%	16
St Joseph's Hospital & Medical Center		14	2	13%	16
NORTHWEST FLORIDA ENT, PA		5	11	69%	16
PROMUS DIAGNOSTICS, LLC			16	100%	16
CULINARY INSTITUTE OF AMERICA STUDENT	3	13			16
Lab MSMC Hialeah			16	100%	16
MC DIAGNOSTIC OF CONNECTICUT PC #459		16			16
MINUTECLINIC DIAGNOSTIC OF VIRGINIA		16			16
HUDSON VALLEY HOSPITAL CENTER LABORATORY		15	1	6%	16

# COVID-19: testing by laboratory

Data through May 18, 2021 verified as of May 19, 2021 at 09:25 AM

Data in this report are provisional and subject to change.

The numbers in the table below represent the number of Florida and non-Florida residents for whom test results were received by the Department of Health. A person can be tested by more than one laboratory and can have both positive and negative results. **Therefore, the sum of the numbers in each column will be larger than the total number of people tested.**

Reporting lab	Inconclusive	Negative	Positive	Percent positive	Total
BONIFAY NURSING AND REHABILITATION CENTER			16	100%	16
JS HEALTHCARE INC		16			16
MORTON PLANT MEASE			16	100%	16
PROMEDICA LABORATORIES		11	5	31%	16
SRMC AVALON		9	7	44%	16
NORTHWEST FLORIDA SLEEP		1	15	94%	16
MINUTE CLINIC LLC #6765		16			16
VERO DIAGNOSTICS		15	1	6%	16
NOVANT HEALTH GOHEALTH URGENT CARE-HARRISBURG		8	8	50%	16
PANAMA CITY VITAS HOSPICE		16			16
KETAMINE HEALTH CENTERS AT BONITA SPRINGS, LLC		16			16
INTERNAL MEDICINE ASSOCIATES & SPECIALTIES INC		15	1	6%	16
ST JOSEPH WOMENS HOSPITAL			16	100%	16
ATMORE NURSING CENTER		15	1	6%	16
MINUTECLINIC DIAGNOSTIC OF RHODE ISLAND		13	3	19%	16
BVL PEDIATRICS		14	2	13%	16
OKEECHOBEE HEALTHCARE FACILITY			16	100%	16
CENTRAL JERSEY URGENT CARE OF EATONTOW		15	1	6%	16
PROHEALTH CARE ASSOCIATES MOBILE		13	3	19%	16
JOSEPH MIGNOGNA		13	3	19%	16
XERA MED RESEARCH			16	100%	16
MINNEOLA PLACE A HOMEBRIDGE COMMUNITY		16			16
MINUTE CLINIC LLC #2775		15	1	6%	16
MEDICINE AT LONGWOOD		16			16
MILLENNIUM PHYSICIAN GRP LLC NAPLES PINE RIDGE			16	100%	16
PRO HEALTH FAMILY PHYSICIANS, NYSTROM		16			16
AJU GEORGE MD PA			15	100%	15
BRIDGE DIAGNOSTICS			15	100%	15
MINUTECLINIC, DIAGNOSTIC OF TEXAS, LL		14	1	7%	15
CVS TN2179POCT MURFREESBORO		14	1	7%	15
BAPTIST MEDICAL CENTER EAST		11	4	27%	15
MEADOWCREST MOLECULAR DIAGNOSTICS, LLC			15	100%	15
RICHMOND UNIVERSITY MEDICAL CENTER		12	3	20%	15
TELEVISIT MALABAR PEDIATRICS		5	10	67%	15
MEDEXPRESS URGENT CARE - BENTON HARBOR		14	1	7%	15
Astoria Health and Rehab		15			15
OPIS ISLAND LAKE CENTER		13	2	13%	15
MIRACLE ALF INC		15			15
MEDI-DRUG INC		13	2	13%	15
LONG ISLAND JEWISH VALLEY STREAM		14	1	7%	15
BESSENT ROAD GROUP HOME		15			15
LAKE CO SCHOOLS EMPLOYEE HEALTH & WELLNESS CENTER	1	11	3	20%	15
SARASOTA - ROBERT L TAYLOR COMMUNITY CENTER		1	14	93%	15
MINUTECLINIC DIAGNOSTICS OF IND, LLC		15			15
BROOKLYN HOSPITAL CENTER DOWNTOWN CAMPUS		15			15
PATHLINE			15	100%	15
FLORIDA DEPARTMENT OF HEALTH IN HILLSBOROUGH COUNTY		1	14	93%	15

# COVID-19: testing by laboratory

Data through May 18, 2021 verified as of May 19, 2021 at 09:25 AM

Data in this report are provisional and subject to change.

The numbers in the table below represent the number of Florida and non-Florida residents for whom test results were received by the Department of Health. A person can be tested by more than one laboratory and can have both positive and negative results. **Therefore, the sum of the numbers in each column will be larger than the total number of people tested.**

Reporting lab	Inconclusive	Negative	Positive	Percent positive	Total
WESTERN NEW YORK IMMEDIATE MEDICAL CAR		13	2	13%	15
NIGHT OWL PEDIATRICS URGENT CARE			15	100%	15
GULF COAST VILLAGE HOME HEALTH INC		4	11	73%	15
MC DIAGNOSTIC OF CONNECTICUT, PC # 257		14	1	7%	15
ADVENTIST HEALTH SYSTEM FLORIDA DEPT OF HEALTH		9	6	40%	15
PREMIER LABORATORY SERVICES, LLC		5	10	67%	15
MEDEXPRESS URGENT CARE-ALTOONA		13	2	13%	15
FAMILY CARE			15	100%	15
HOLLEY-NAVARRE MEDICAL CLINIC		5	10	67%	15
HEALTH MED HOME CARE, LLC		15			15
GADSDEN REGIONAL MEDICAL CENTER		15			15
CARDIOTHORACIC SURGERY OF HYDE PARK			15	100%	15
MINUTECLINIC DIAGNOSTIC OF NEW JERSEY, LLC # 7069		15			15
PARROTT MEDICAL CLINIC			15	100%	15
OPTIONS FOR SENIORS INC DBA PALM KREST MANOR		12	3	20%	15
SKIN WELLNESS PHYSICIANS LLC		15			15
MINUTECLINIC DIAGNOSTIC OF GEORGIA, LL		12	3	20%	15
ORLANDO HEALTH		2	13	87%	15
LIFE'S SPECIAL MOMENTS INC		15			15
OAKMONTE VILLAGE OF DAVIE			15	100%	15
MEDLAB ASSOCIATES LLC		15			15
LEE COMMUNITY HEALTHCARE INC DUNBAR		13	2	13%	15
WALK IN URGENT CARE			15	100%	15
NORTH COUNTRY FAMILY HEALTH CENTER INC		15			15
NORTHSIDE HOSPITAL FORSYTH		13	2	13%	15
CVS NC187POCT CHARLOTTE		14	1	7%	15
CVS HEALTH, #2043		15			15
CUSTEAD CARE CENTER HAVEN HOSPICE		12	3	20%	15
MEDEXPRESS URGENT CARE - PANTOPS		13	2	13%	15
MINUTECLINIC, LLC, DBA MINUTECLINIC #2		13	2	13%	15
CVS NY491POCT JACKSON HEIGHTS		15			15
DELIVER MY MEDS CORP		15			15
MINUTECLINIC LLC (1435)		14	1	7%	15
MINUTECLINIC #788		13	2	13%	15
FAMILY CARE CENTER OF ARLINGTON		10	5	33%	15
Hackensack Umc Mountainside		14	1	7%	15
MADISON COUNTY HEALTH DEPARTMENT		8	7	47%	15
UNIVERSITY HOSPITALS OF CLEVELAND		9	6	40%	15
SINAI HOSPITAL OF BALTIMORE		15			15
BROWARD MEDICAL AND URGENT CARE		15			15
EASTLAKE PEDIATRICS - TRINITY		15			15
HIRAM COLLEGE HEALTH CENTER (ABBOTT)		13	2	13%	15
HAVEN HOSPICE IN CHIEFLAND		9	6	40%	15
CVS GA2147POCT KENNESAW		11	4	27%	15
DIATHERIX		13	2	13%	15
SOMA MEDICAL CENTER, P.A.			15	100%	15
CVS TX8321POCT MCKINNEY		15			15

# COVID-19: testing by laboratory

Data through May 18, 2021 verified as of May 19, 2021 at 09:25 AM

Data in this report are provisional and subject to change.

The numbers in the table below represent the number of Florida and non-Florida residents for whom test results were received by the Department of Health. A person can be tested by more than one laboratory and can have both positive and negative results. **Therefore, the sum of the numbers in each column will be larger than the total number of people tested.**

Reporting lab	Inconclusive	Negative	Positive	Percent positive	Total
MEDLABS DIAGNOSTICS		11	4	27%	15
MINUTECLINIC LLC # 3401		15			15
MINUTECLINIC DIAGNOSTIC OF TN, PC 6438		13	2	13%	15
MONTEFIORE MEDICAL CENTER LABORATORIES - WEILER		11	4	27%	15
WELLMED AT PORT ST LUCIE WEST		10	5	33%	15
MILTON 4707		15			15
WELLMED AT SOUTH PARSONS		11	3	21%	14
TAPESTRY TALLAHASSEE WALDEN		14			14
NORTHEAST PEDIATRICS			14	100%	14
TALLAHASSEE PRIMARY CARE ASSOCIATES PA		12	2	14%	14
MHHS All Lab Subsection		14			14
MY WELLNESS EXPRESS			14	100%	14
CVS TN5601POCT LENOIR CITY		12	2	14%	14
DIAMOND SPEEDWAY DIALYSIS		1	13	93%	14
DOCTORS EXPRESS OF ST PETERSBURG		4	10	71%	14
SUNCOAST COMMUNITY HEALTH CENTERS INC		4	10	71%	14
MINUTECLINIC, LLC #1492		14			14
ST CLOUD MEDICAL GROUP		12	2	14%	14
SUMMIT ATLANTIC SURGERY CENTER		14			14
CVS TN5639POCT FARRAGUT		11	3	21%	14
HEALTHFIRST ADVENT HEALTH CENTRA CARE COCOA BEACH			14	100%	14
MED TECH SERVICES OF PALM BEACH INC		14			14
DYNAMIC DNA LAB		1	13	93%	14
HORIZON MEDICAL GROUP		12	2	14%	14
MINUTECLINIC 7196		13	1	7%	14
FAMILY MEDICINE OF WESTON LLC		6	8	57%	14
CITY OF WEST PALM BEACH EMPLOYEE & FAMILY HEALTH		14			14
MINUTE-CLINIC DIAGNOSTIC OF VIRGINIA, LLC		14			14
DESOTO HEALTH AND REHAB LLC		9	5	36%	14
BAPTIST HEALTH			14	100%	14
MINUTECLINIC DIAGNOSTIC OF NORTH CAROLINA, PC		13	1	7%	14
The Evangelical Lutheran Good Samaritan Society		14			14
TLC FAMILY CARE HOME INC		14			14
SOUTHEASTERN LABORATORY			14	100%	14
NEW YORK PRESBYTERIAN - LOWER MANHATTAN		14			14
MERCY MEDICAL CENTER		7	7	50%	14
CARE ATC			14	100%	14
CVS CA9113POCT CHULA VISTA		14			14
HAPPY KIDZ PEDIATRICS PL		13	1	7%	14
PT&J REHAB - VILLAGE OF ROYAL PALM BEACH		12	2	14%	14
EPIPHANY HEALTH		8	6	43%	14
STEWART MELBOURNE HOSPITAL, INC	1		13	93%	14
CVS MINUTE CLINIC, LLC #22		13	1	7%	14
POLK CHD BARTOW		13	1	7%	14
Solaris Healthcare Pensacola			14	100%	14
ALASKA PUBLIC HEALTH LAB		1	13	93%	14
MINUTE CLINIC OF KANSAS PA		8	6	43%	14

# COVID-19: testing by laboratory

Data through May 18, 2021 verified as of May 19, 2021 at 09:25 AM

Data in this report are provisional and subject to change.

The numbers in the table below represent the number of Florida and non-Florida residents for whom test results were received by the Department of Health. A person can be tested by more than one laboratory and can have both positive and negative results. **Therefore, the sum of the numbers in each column will be larger than the total number of people tested.**

Reporting lab	Inconclusive	Negative	Positive	Percent positive	Total
ADVICE FOR OPTIMAL WELLNESS		11	3	21%	14
METHODIST MEDICAL CENTER		11	3	21%	14
IGENEX INC		14			14
EAST GEORGIA REGIONAL MEDICAL CENTER		13	1	7%	14
MINUTE CLINIC DIAGNOSTIC OF NORTH CAROLINA		13	1	7%	14
LPG PRIMARY CARE AT LABELLE		12	2	14%	14
CENTRAL JERSEY URGENT CARE		13	1	7%	14
RIVERSIDE COTTAGES AT THE SHORES, LLC			14	100%	14
CAN COMMUNITY HEALTH, INC		12	2	14%	14
ACCESS HOME HEALTH OF FLORIDA LLC		14			14
MINUTECLINIC DIANOSTIC OF VIRGINIA, LL		13	1	7%	14
MINUTECLINIC MINUTECLINIC #8505		12	2	14%	14
HAVEN HOSPICE			14	100%	14
SOUTHEASTERN UNIVERSITY INC		14			14
MC DIAGNOSTIC OF CONNECTICUT, PC #114		14			14
MEDHELP LAKESHORE PC		12	2	14%	14
PIEDMONT ATHENS REGIONAL MEDICAL		12	2	14%	14
LUCID DIAGNOSTICS LABS			14	100%	14
BOCA SIMON		2	12	86%	14
MINUTECLINIC DIAGNOSTIC OF TN, PC 6304		12	2	14%	14
MINUTE CLINIC LLC #1909		14			14
EFFINGER HEALTH, PA		14			14
CVS MINUTE CLINIC DIAGNOSTIC		13	1	7%	14
MC DIAGNOSTIC OF CONNECTICUT, PC #1043		14			14
MELBOURNE FAMILY PRACTICE		12	2	14%	14
FG RAPID RESULTS LLC		8	6	43%	14
CVS HEALTH MINUTE CLINIC		1	13	93%	14
QUEENS UNIVERSITY OF CHARLOTTE		14			14
DYNAMIC HEALTH CENTERS INC		9	5	36%	14
SIGMUND LABS LLC		14			14
CVS PA6902POCT BRYN MAWR		12	2	14%	14
FAMILY PRACTICE ON THE GO		6	8	57%	14
MINUTECLINIC DIAGNOSTIC OF TN, PC 4992		14			14
PHELPS HOSPITAL LABORATORY		12	2	14%	14
ARNOT OGDEN MEDICAL CENTER LABORATORY		14			14
MINUTE CLINIC DIAGNOSTIC OF VIRGINIA, LLC #1905		13			13
CLEVELAND TENNESSEE HOSPITAL COMPANY		11	2	15%	13
GULF COAST MEDICAL GROUP		5	8	62%	13
MINUTECLINIC DIAGNOSTIC OF ILLINOIS		11	2	15%	13
URGENT MEDICAL CENTER INC		5	8	62%	13
EXPRESS CARE OF TAMPA BAY		9	4	31%	13
CVS NY549POCT RIDGEWOOD		10	3	23%	13
CURATIVE		1	12	92%	13
MEDEXPRESS URGENT CARE-LATROBE		12	1	8%	13
HARBOR CHASE OF JACKSONVILLE			13	100%	13
THOMAS JEFFERSON UNIVERSITY HOSPITAL		4	9	69%	13
SOMA MEDICAL CENTER PA #4			13	100%	13



# COVID-19: testing by laboratory

Data through May 18, 2021 verified as of May 19, 2021 at 09:25 AM

Data in this report are provisional and subject to change.

The numbers in the table below represent the number of Florida and non-Florida residents for whom test results were received by the Department of Health. A person can be tested by more than one laboratory and can have both positive and negative results. **Therefore, the sum of the numbers in each column will be larger than the total number of people tested.**

Reporting lab	Inconclusive	Negative	Positive	Percent positive	Total
SANDGATE GARDENS REHAB & NURSING CENTER		3	10	77%	13
MINUTECLINIC DIAGNOSTIC OF SC, LLC #4		12	1	8%	13
ALBION COLLEGE (ABBOTT)		13			13
MEYER PEDIATRICS CHTD		11	2	15%	13
MOODY MANOR		13			13
BROOKDALE DELAND			13	100%	13
MEDEXPRESS URGENT CARE MONACA		13			13
Sunnyside Care Center		13			13
CVS MINUTE CLINIC DIAGNOSTIC OF TN #3293		12	1	8%	13
EAR NOSE AND THROAT ASSOCIATES OF MANATEE, P.A.		10	3	23%	13
Signature Healthcare of Savannah		13			13
CVS TX8387POCT AUSTIN		13			13
ESCAMBIA COMMUNITY CLINIC		2	11	85%	13
RDX BIOSCIENCE INC		10	3	23%	13
ORMOND MEDICAL ARTS		3	10	77%	13
ADVENTHEALTH MEDICAL GROUP INTERNAL MEDICINE		10	3	23%	13
IN-OFFICE LAB		12	1	8%	13
THE PLAZA AT PARKSQUARE		13			13
MINUTE CLINIC LLC #10203		10	3	23%	13
MINUTECLINIC, LLC, MINUTECLINIC #7637		11	2	15%	13
ORCHID COVE		3	10	77%	13
WANTAGH URGENT CARE		10	3	23%	13
MINUTECLINIC DIAGNOSTIC OF MAINE, LLC		11	2	15%	13
AFC URGENT CARE - CEDAR GROVE		11	2	15%	13
CVS MINUTE CLINIC DIAGNOSTIC MED GRP OF SAN		11	2	15%	13
UNIVERSITY OF MIAMI MILLER SCHOOL OF MEDICINE			13	100%	13
LAKELAND REGIONAL HEALTH GRASSLANDS		12	1	8%	13
VALDOSTA FAMILY MEDICINE		1	12	92%	13
OPTUM PRIMARY CARE		2	11	85%	13
CONSULATE HEALTH CARE OF PENSACOLA			13	100%	13
CAPE CORAL URGENT CARE		9	4	31%	13
CLINICAL LABORATORY SERVICES			13	100%	13
WORLD WRESTLING ENTERTAINMENT			13	100%	13
AVALON MEDICAL WALK IN CLINIC			13	100%	13
DEVEREUX FLORIDA CHILDRENS CENTER			13	100%	13
VA Primary Care Clinic at Meharry		12	1	8%	13
MINUTECLINIC, LLC #244		12	1	8%	13
CVS MINUTE CLINIC DIAGNOSTIC PA #3060		11	2	15%	13
BETH ISRAEL MEDICAL CENTER LABS		12	1	8%	13
NATIONAL GENETICS INST LABCORP		4	9	69%	13
MAINSTREET FAMILY SELECT		1	12	92%	13
BARRANCO CLINIC,THE	3	9	1	8%	13
CVS TX8351POCT BEAUMONT		11	2	15%	13
ST CLOUD COMPOUNDING PHARMACY & WELLNESS CENTER		12	1	8%	13
MINUTECLINIC DIAGNOSTIC OF VIRGINIA, LLC #255		13			13
AVENTURA HOSPITAL AND MEDICAL CENTER			13	100%	13
SHELBY COUNTY HEALTH CARE CORPORATION		10	3	23%	13

# COVID-19: testing by laboratory

Data through May 18, 2021 verified as of May 19, 2021 at 09:25 AM

Data in this report are provisional and subject to change.

The numbers in the table below represent the number of Florida and non-Florida residents for whom test results were received by the Department of Health. A person can be tested by more than one laboratory and can have both positive and negative results. **Therefore, the sum of the numbers in each column will be larger than the total number of people tested.**

Reporting lab	Inconclusive	Negative	Positive	Percent positive	Total
CVS NC7213POCT MATTHEWS		10	3	23%	13
SAMARITAN MEDICAL CENTER		13			13
GLENBROOKE AT PALM BAY			13	100%	13
VILLA OF KINGS AND QUEENS OF DELRAY		13			13
RUSSELL MEDICAL CENTER		12	1	8%	13
SOUTHEAST FAMILY HEALTHCARE CENTER			13	100%	13
ALL 4 KIDZ PEDIATRICS		9	4	31%	13
COMPASS URGENT CARE		8	5	38%	13
CORAL LANDING ASSISTED LIVING		11	2	15%	13
LANE PEDIATRICS PA		1	12	92%	13
CVS MA6505POCT NEWTON		13			13
MINUTECLINIC, LLC, DBA MINUTECLINIC #6106		11	2	15%	13
RED MOUNTAIN DIAGNOSTICS		13			13
MINUTECLINIC, LLC #4682		8	5	38%	13
CROSS CARE CENTER			13	100%	13
CVS GA3766POCT DACULA		11	2	15%	13
MINUTE CLINIC DIAGNOSTIC OF SC, LLC #42		12	1	8%	13
PARKWEST MEDICAL CENTER		11	2	15%	13
BLOOMINGDALE PEDIATRIC ASSOCIATES PA			13	100%	13
MEDEXPRESS URGENT CARE - CHRISTIANBURG		9	4	31%	13
MEDEXPRESS URGENT CARE - SALEM		9	4	31%	13
CVS OH3301POCT WOODMERE		13			13
CVS PA1671POCT LANCASTER		13			13
ROCKLEDGE		3	10	77%	13
WALGREENS # 03608		9	4	31%	13
MINUTECLINIC DIAGNOSTIC OF TN PC #386		12	1	8%	13
FLORIDA STATE HOSPITAL			13	100%	13
MINUTE CLINIC LLC #0169		11	2	15%	13
MINUTE CLINIC, LLC #4650		11	2	15%	13
PHASE2 LABS	2	9	2	15%	13
MISSOURI DEPARTMENT OF HEALTH AND SENIOR SERVICES			13	100%	13
Westchester General Hospital			12	100%	12
DOCTORS HOSPITAL LAB MEDICAL OFFICE BUILDING			12	100%	12
FAMILY MEDICINE AT LONGWOOD			12	100%	12
MINUTECLINIC DIAGNOSTIC OF MINNESOTA		11	1	8%	12
MINUTE-CLINIC DIAGNOSTIC OF VIRGINIA,		11	1	8%	12
MERIDIAN AT WATERWAYS, THE		10	2	17%	12
HEWLETT URGENT CARE, PLLC		12			12
GENESIS		8	4	33%	12
NAPLES GREEN VILLAGE		12			12
BENSONHURST URGENT CARE		11	1	8%	12
ST PETER'S UNIVERSITY HOSPITAL		9	3	25%	12
FLORIDA DEPARTMENT OF HEALTH WASHINGTON COUNTY		7	5	42%	12
DEPARTMENT OF PUBLIC HEALTH		12			12
LEON CHD		12			12
MEDPRO URGENT CARE CENTER INC		12			12
MEDEXPRESS URGENT CARE - MAPLE DRIVE		11	1	8%	12

# COVID-19: testing by laboratory

Data through May 18, 2021 verified as of May 19, 2021 at 09:25 AM

Data in this report are provisional and subject to change.

The numbers in the table below represent the number of Florida and non-Florida residents for whom test results were received by the Department of Health. A person can be tested by more than one laboratory and can have both positive and negative results. **Therefore, the sum of the numbers in each column will be larger than the total number of people tested.**

Reporting lab	Inconclusive	Negative	Positive	Percent positive	Total
CARLOS PORTU MD, PLLC			12	100%	12
AMERICAN HOUSE FORT MYERS		12			12
JOHN W NORRIS III MD PA	1		11	92%	12
WALGREEN #6538		12			12
IREPERTOIRE_MOL_LAB		12			12
IMMACULATE HOUSE AT COUNTRYSIDE		12			12
FHCP-PORT ORANGE		3	9	75%	12
CHELSEA NYC LAB		12			12
MINUTECLINIC DIAGNOSTIC OF RHODE ISLAN		12			12
Maury Regional Hospital		6	6	50%	12
VILLA HEALTH NH LLC		10	2	17%	12
SAMARITAN HOSPITAL LABORATORY		11	1	8%	12
TMH PHYSICIAN PARTNERS - MONTICELLO		10	2	17%	12
MINUTE CLINIC LLC # 2033		10	2	17%	12
BAYONET POINT HOSPITAL			12	100%	12
CVS MA594POCT FALMOUTH		11	1	8%	12
COLLIER HMA PHYSICIAN MANAGEMENT, LLC		2	10	83%	12
MINUTECLINIC DIAGNOSTIC OF NEW JERSEY,		11	1	8%	12
APPLE DIAGNOSTICS LAB		5	7	58%	12
BRITO MEDICAL CENTER		10	2	17%	12
FAMILY HEALTH CENTER AT PORT ST JOHN		4	8	67%	12
CVS SC2736POCT MURRELLS INLET		9	3	25%	12
CVS SC7556POCT WEST COLUMBIA		11	1	8%	12
ACCENTCARE		12			12
SUMTER COUNTY HEALTH DEPARTMENT		7	5	42%	12
CARENOW URGENT CARE-HERMITAGE		8	4	33%	12
MINUTECLINIC #8760		12			12
VITALANT		1	11	92%	12
PANCARE HEALTH - WEWA ELEMENTARY			12	100%	12
ADVENTHEALTH MEDICAL GROUP CARE CLINIC AT		8	4	33%	12
CFS WELLNESS AND MED SPA LLC			12	100%	12
MEDEXPRESS URGENT CARE - FORT WORTH S		10	2	17%	12
MI2297090CV HOLLAND-23D2189684		12			12
Rosewood Healthcare and Rehabilitation Center		5	7	58%	12
URGENT TEAM MANAGEMENT OF TENNESSEE		10	2	17%	12
WINKLER COURT		10	2	17%	12
GULF COAST REGIONAL BLOOD CENTER			12	100%	12
MINUTECLINIC DIAGNOSTIC OF TN PC #5671		8	4	33%	12
MINUTECLINIC DIAGNOSTIC OF TN PC #240		10	2	17%	12
LAB UNKNOWN		1	11	92%	12
COLLIER COUNTY HEALTH DEPT.		7	5	42%	12
ST. PETERSBURG PEDIATRICS			12	100%	12
MEDEXPRESS URGENT CARE - MONROE		12			12
GLEN OAKS HEALTH AND REHABILITATION CENTER			12	100%	12
QHG OF ENTERPRISE INC (DBA MEDICAL CTR		12			12
FLORIDA DEPT OF HEALTH		4	8	67%	12
THE POTTER'S HOUSE AT CANNON POINT		12			12

# COVID-19: testing by laboratory

Data through May 18, 2021 verified as of May 19, 2021 at 09:25 AM

Data in this report are provisional and subject to change.

The numbers in the table below represent the number of Florida and non-Florida residents for whom test results were received by the Department of Health. A person can be tested by more than one laboratory and can have both positive and negative results. **Therefore, the sum of the numbers in each column will be larger than the total number of people tested.**

Reporting lab	Inconclusive	Negative	Positive	Percent positive	Total
TRANSPLANT GENOMICS INC (EUROFINS)		12			12
CULVER-STOCKTON COLLEGE		10	2	17%	12
OHIO STATE UNIVERSITY MEDICAL CENTER			12	100%	12
HNL LAB MEDICINE		9	3	25%	12
PUTNAM COUNTY HEALTH DEPARTMENT		12			12
CARROLL GARDENS URGENT CARE		12			12
VERITAS RESEARCH CORP			12	100%	12
CARE FAST MURABELLA		7	5	42%	12
BROOKDALE CITRUS			12	100%	12
FAMILY PRACTICE OF DAVIE INC			12	100%	12
NYU WINTHROP LABORATORY		12			12
ORLANDO FAMILY MEDICAL INC		12			12
WOODLAND TOWERS		6	6	50%	12
MONROE COUNTY HOSPITAL		9	3	25%	12
MERCY HEALTH—MUSKEGON		7	5	42%	12
BROWARD DIALYSIS			12	100%	12
COLISEUM MED CTR LLC/COLISEUM MED CTRS		9	3	25%	12
FAMILY MEDICINE AT HUNTERS CREEK		12			12
MINUTECLINIC, LLC, DBA MINUTECLINIC #4		11	1	8%	12
LONGWOOD PEDIATRICS LLC			12	100%	12
MINUTECLINIC DIAGNOSTIC OF PA, LLC (1036)		10	2	17%	12
ACADIAN DIAGNOSTIC LABORATORIES		8	4	33%	12
CVS MINUTE CLINIC DIAGNOSTIC OF TEXAS,LLC		10	2	17%	12
MEDEXPRESS URGENT CARE - BEECH GROVE		11	1	8%	12
VIBRANT AMERICA		10	2	17%	12
MEDEXPRESS URGENT CARE CHARLESTON		8	4	33%	12
SENIOR HOME CARE INC		12			12
PASSPORT HEALTH			12	100%	12
HEART OF FLORIDA HEALTH CENTER INC		4	8	67%	12
GUIDANCE / CARE CENTER, INC		12			12
PALM BEACH PATHOLOGY		9	3	25%	12
Highland Pines Health and Rehab		11	1	8%	12
LIFE CARE OF PORT SAINT LUCIE		3	9	75%	12
Lady Lake Specialty Care			12	100%	12
EMORY JOHNS CREEK HOSPITAL		12			12
GEORGE W FERGUSON MD-CONCIERGE MEDICAL SERVICES PL		11	1	8%	12
IMMUNOGENOMICS LLC		8	4	33%	12
SUWANNEE COUNTY JAIL		11	1	8%	12
CARENOW URGENT CARE-MT JULIET		8	3	27%	11
SEMORAN FAMILY HEALTH LLC		10	1	9%	11
ALCOVE ASSISTED LIVING FACILITY		11			11
MINUTECLINIC DIAG OF IND, LLC #2387		9	2	18%	11
VITAS HEALTH INC		5	6	55%	11
UMHC/SYLVESTER AT KENDALL		1	10	91%	11
USCG ABBOTT BINAXNOW		6	5	45%	11
CREATIVE TESTING SOLUTIONS		4	7	64%	11
CROSSROADS URGENT CARE, PLLC		11			11

# COVID-19: testing by laboratory

Data through May 18, 2021 verified as of May 19, 2021 at 09:25 AM

Data in this report are provisional and subject to change.

The numbers in the table below represent the number of Florida and non-Florida residents for whom test results were received by the Department of Health. A person can be tested by more than one laboratory and can have both positive and negative results. **Therefore, the sum of the numbers in each column will be larger than the total number of people tested.**

Reporting lab	Inconclusive	Negative	Positive	Percent positive	Total
ST VINCENT'S ST CLAIR		8	3	27%	11
TRIDENT BIOMETRICS		10	1	9%	11
WALK IN MEDICAL URGENT CARE PC		11			11
CAREATC NEXTERA HEALTH CENTER / GO			11	100%	11
NHC HealthCare Anniston		11			11
CVS SC4286POCT EASLEY		5	6	55%	11
ALL CHILDREN'S HOSPITAL DEPT OF GENERAL PEDIATRICS			11	100%	11
CVS CA9165POCT SAN DIEGO		11			11
CHARLOTTE COUNTY HEALTH DEPARTMENT	1	5	5	45%	11
CUMBERLAND HEIGHTS		11			11
ASSOCIATES IN MEDICINE		7	4	36%	11
GS LABS		10	1	9%	11
WINTER PARK CARE AND REHABILITATION			11	100%	11
ASSOCIATES MD CYPRESS CREEK			11	100%	11
JOHNS HOPKINS ALL CHILDRENS			11	100%	11
RIVERVIEW REGIONAL MEDICAL CENTER		9	2	18%	11
COMMUNITY MEDICAL AND DENTAL CARE INC		11			11
CARINGTON MANOR		11			11
CVS NC7051POCT WAKE FOREST		11			11
LONG ISLAND JEWISH FOREST HILLS HOSPITAL		11			11
ONEIDA HEALTHCARE CENTER		9	2	18%	11
PINELLAS COUNTY HEALTH DEPARTMENT		2	9	82%	11
MICHIGAN DEPARTMENT OF COMMUNITY HEALTH		1	10	91%	11
CVS GA2236POCT WOODSTOCK		11			11
AZALEA HEALTH		2	9	82%	11
MEDEXPRESS URGENT CARE PARKERSBURG		9	2	18%	11
CVS CT2210POCT RIVERSIDE		11			11
MEDICAL CENTER AFFILIATES WEST PALM			11	100%	11
BOCA RATON REGIONAL HOSPITAL LAB			11	100%	11
MONROE COUNTY FIRE RESCUE		10	1	9%	11
LUXOR SCIENTIFIC LLC		1	10	91%	11
DMH STEINHATCHEE FAMILY MEDICINE		8	3	27%	11
REDMED CLINIC OF ARLINGTON		10	1	9%	11
SEMINOLE COUNTY CORRECTIONAL FACILITY		1	10	91%	11
MINUTE CLINIC, LLC #1434		10	1	9%	11
CLAYMED OF NORTH FLORIDA			11	100%	11
STPET		9	2	18%	11
MINUTE CLINIC LLC #4017		11			11
ELITE HOME HEALTH SERVICES		11			11
CVS TX7151POCT HUMBLE		9	2	18%	11
CVS PA233POCT NEWTOWN SQUARE		11			11
CVS TX7827POCT ROUND ROCK		11			11
URGENT CARE CENTER AT PINNACLE		4	7	64%	11
KIDSVILLE PEDIATRICS			11	100%	11
BAYSIDE URGENT CARE CENTER INC		1	10	91%	11
PHOEBE PUTNEY MEMORIAL HOSPITAL		11			11
45TH 1		11			11



# COVID-19: testing by laboratory

Data through May 18, 2021 verified as of May 19, 2021 at 09:25 AM

Data in this report are provisional and subject to change.

The numbers in the table below represent the number of Florida and non-Florida residents for whom test results were received by the Department of Health. A person can be tested by more than one laboratory and can have both positive and negative results. **Therefore, the sum of the numbers in each column will be larger than the total number of people tested.**

Reporting lab	Inconclusive	Negative	Positive	Percent positive	Total
AIM LABORATORIES			11	100%	11
URGENT TEAM - HUNTSVILLE		9	2	18%	11
MED + URGENT MEDICAL CARE SERVICES		10	1	9%	11
CVS MD2956POCT NEW MARKET		10	1	9%	11
LAKELAND VOLUNTEERS IN MEDICINE INC		9	2	18%	11
NIGHT LITE PEDIATRICS CENTER, LLC		1	10	91%	11
JBSA-SAM HOUSTON			11	100%	11
MINUTECLINIC DIAGNOSTIC OF SC, LLC #7		9	2	18%	11
PRIMECARE ACQUISITION FAMILY PRACTICE INC		11			11
CVS MO8590POCT KANSAS CITY		7	4	36%	11
TROPICANA		5	6	55%	11
BIOTECH CLINICAL LABORATORIES, INC.		1	10	91%	11
NASCAR EVENT MANAGEMENT, LLC		11			11
MINUTE CLINIC DIAG OF IND LLC #8674		11			11
METHODIST HOSPITAL			11	100%	11
STUYVESANT URGENT CARE		11			11
St. Annes Nursing Center, St. Annes Residence, Inc.		11			11
APPALACHIAN REGIONAL HEALTHCARE SYSTEM		10	1	9%	11
FHPG_EXP CARE W HILLSBOROUGH		1	10	91%	11
WEST DADE PEDIATRICS			11	100%	11
ILLINOIS DEPT OF PUBLIC HEALTH LAB - SPRINGFIELD			11	100%	11
MEDEXPRESS URGENT CARE - WINCHESTER GATEWAY		9	2	18%	11
MOUNT DORA PEDIATRICS		9	2	18%	11
URGENT CARE OF LONGWOOD		1	10	91%	11
PHYSICIANS REGIONAL MEDICAL CTR - COLLIER BLVD			11	100%	11
HEALTH NETWORK LABORATORIES		7	4	36%	11
ORLANDO HEALTH PHYSICIAN ASSOCIATES		4	7	64%	11
NIGHT LITE PEDIATRICS CENTER		1	10	91%	11
NEW HAMPSHIRE DEPARTMENT OF HEALTH AND HUMAN SERVICES		3	8	73%	11
MINUTECLINIC LLC #5010		9	2	18%	11
CVS CA9963POCT SAN DIEGO		11			11
UNIVERSITY MEDICAL CENTER		8	3	27%	11
FRESENIUS KIDNEY CARE DUNEDIN			11	100%	11
GENOPTIX MEDICAL LABORATORY		10	1	9%	11
NORTH OKALOOSA PHYSICIAN GROUP		10	1	9%	11
CARENOW URGENT CARE-GREEN HILLS		10	1	9%	11
WALK-IN MEDICAL CARE			11	100%	11
NORTH PINELLAS CHILDRENS MEDICAL CENTER INC			11	100%	11
DES PLAINES CLINICAL LAB		3	8	73%	11
MINUTECLINIC, LLC #1470		10	1	9%	11
CVS NC2313POCT RALEIGH		9	2	18%	11
ATHENS VETERINARY DIAGNOSTIC LABORATOR		11			11
TELEVISIT PALM BAY FAMILY PRACTICE		9	2	18%	11
UF HEALTH		1	10	91%	11
VIRTUA WEST JERSEY HOSPITAL VOORHEES		9	2	18%	11
CARENOW URGENT CARE - EAST NASHVILLE		9	2	18%	11
CVS SC7334POCT LEXINGTON		10	1	9%	11

# COVID-19: testing by laboratory

Data through May 18, 2021 verified as of May 19, 2021 at 09:25 AM

Data in this report are provisional and subject to change.

The numbers in the table below represent the number of Florida and non-Florida residents for whom test results were received by the Department of Health. A person can be tested by more than one laboratory and can have both positive and negative results. **Therefore, the sum of the numbers in each column will be larger than the total number of people tested.**

Reporting lab	Inconclusive	Negative	Positive	Percent positive	Total
BERRYHILL MANOR		11			11
EXPRESS TEST			11	100%	11
SEACOAST PATHOLOGY PROFESSIONAL ASSOC		10	1	9%	11
CVS NC3319POCT CHARLOTTE		8	3	27%	11
ELLIS HOSPITAL LABORATORY		10	1	9%	11
PRIME MEDICAL CARE, LLC		11			11
METALABDX		11			11
MEDICAL ASSOCIATES OF ENGLEWOOD PC		10	1	9%	11
THE MARY IMOGENE BASSETT HOSPITAL		11			11
WATSON HEALTHCARE		8	3	27%	11
THE TERRACE OF SAINT CLOUD		9	2	18%	11
UNIVERSITY CENTRA CARE		10	1	9%	11
COMMUNITY HEALTH CENTER		2	8	80%	10
WHEELER LABORATORY		9	1	10%	10
PALM BEACH CDH - DELRAY BEACH			10	100%	10
MONTEFIORE MEDICAL CENTER LABORATORIES - NORTH		10			10
MINUTECLINIC DIAGNOSTIC OF OHIO #4401		10			10
CREATIVE PHARMACY SOLUTIONS EAST		10			10
LAKE BALDWIN CBOC		9	1	10%	10
CBC LAB		3	7	70%	10
SUPERIOR RESIDENCES OF CLERMONT		2	8	80%	10
DOMINICAN COLLEGE STUDENT HEALTH CENTE		8	2	20%	10
NOT INDICATED		1	9	90%	10
ARCHBOLD MEMORIAL HOSPITAL/LAB		3	7	70%	10
GLADES COUNTY DETENTION CENTER		1	9	90%	10
ADVENTHEALTH ORLANDO INTERNATIONAL AIRPORT		1	9	90%	10
CHRISTUS ST VINCENT LABORATORY - ZIA		10			10
CITY OF TALLAHASSEE		10			10
SARASOTA PERSONAL MEDICINE		7	3	30%	10
OKLAHOMA STATE DEPARTMENT OF HEALTH-PUBLIC HEALTH LABORATORY			10	100%	10
WALGREENS #10972	1	9			10
MEDEXPRESS URGENT CARE, JOHNSTOWN		9	1	10%	10
SONATA VERO BEACH		10			10
ALABAMA DEPARTMENT OF PUBLIC HEALTH		1	9	90%	10
PBC PREMIER FAMILY HEALTH			10	100%	10
DAU ORTHODONTICS		9	1	10%	10
MAINSTREET FAMILY CARE			10	100%	10
ST JOSEPH'S HOSPITAL NORTH LABORATORY			10	100%	10
BOYKIN		10			10
WILLIAMSBURGH CHAI CARE		9	1	10%	10
NEW JERSEY DEPARTMENT OF HEALTH COMMUNICABLE DISEASE SERVICE		3	7	70%	10
ELEMENT PRIMARY CARE LLC		9	1	10%	10
VASCONCELLO COHEN MD PA		9	1	10%	10
MAINE DEPARTMENT OF HEALTH AND HUMAN SERVICES			10	100%	10
BROWARD HEALTH CARE			10	100%	10
WALGREENS #07589		9	1	10%	10
CARESOUTH HHA HOLDINGS OF THE BAY AREA LLC		10			10

# COVID-19: testing by laboratory

Data through May 18, 2021 verified as of May 19, 2021 at 09:25 AM

Data in this report are provisional and subject to change.

The numbers in the table below represent the number of Florida and non-Florida residents for whom test results were received by the Department of Health. A person can be tested by more than one laboratory and can have both positive and negative results. **Therefore, the sum of the numbers in each column will be larger than the total number of people tested.**

Reporting lab	Inconclusive	Negative	Positive	Percent positive	Total
RPC@HODGES		2	8	80%	10
ILLINOIS DEPARTMENT OF PUBLIC HEALTH		2	8	80%	10
GO PATH LABORATORIES			10	100%	10
MINUTECLINIC DIAGNOSTIC OF NORTH CAROLINA PC #5341		7	3	30%	10
ALBANY MEDICAL CENTER		9	1	10%	10
BETTER AT HOME		10			10
DOH-TAMPA BRANCH LABORATORY (MLK BLVD)		4	6	60%	10
SAVANNAH MANOR ASSISTED LIVING COMMUNITY			10	100%	10
FLORIDA CLINICAL LAB		1	9	90%	10
ROSEMONT GARDENS INC		9	1	10%	10
BROOKDALE PANAMA CITY		9	1	10%	10
PLYMOUTH HARBOR INCORPORATED		9	1	10%	10
VILLAGE PLACE HEALTH AND REHAB		9	1	10%	10
ARBORS OF GULF BREEZE, THE		8	2	20%	10
MEDEXPRESS URGENT CARE-PETERS TWP		9	1	10%	10
PALMS WEST HOSPITAL			10	100%	10
Centrastate Medical Center		9	1	10%	10
VETERNANS ADMINISTRATION			10	100%	10
CVS MA1022POCT CAMBRIDGE		10			10
LAWRENCE TECHNOLOGICAL UNIVERSITY		10			10
MODMD LABORATORY		10			10
NORTON HEALTHCARE			10	100%	10
NORTHEAST ALABAMA REGIONAL MEDICAL CENTER		7	3	30%	10
KR AT COLLEGE HARBOR		10			10
MINUTE CLINIC INCORPORATE		10			10
BEAUMONT LABORATORY			10	100%	10
VENICE GREEN VILLAGE		3	7	70%	10
HIGH TOWER ALF LLC		9	1	10%	10
NORTHSHORE UNIVERSITY HEALTHSYSTEM EVANSTON HOSPITAL LAB			10	100%	10
CVS CT1109POCT BETHEL		10			10
KEY WEST URGENT CARE, INC		3	7	70%	10
WELLSTAR WEST GEORGIA MEDICAL CENTER		9	1	10%	10
MEDICAL LABORATORY DIAGNOSTICS			10	100%	10
CVS IL8751POCT CHICAGO		10			10
LEHIGH REGIONAL MEDICAL CENTER LABORATORY		4	6	60%	10
JACKSON CLINIC PA,THE		6	4	40%	10
MEDEXPRESS URGENT CARE - WASHINGTON		8	2	20%	10
CORONA PATHOLOGY		10			10
SOUTHEASTERN PEDIATRIC ASSOCIATES			10	100%	10
Chestnut Park Rehabilitation and Nursing Center		10			10
VETERANS AFFAIRS MEDICAL CENTER - OUTPATIENT			10	100%	10
DEPARTMENT OF HEALTH AND HUMAN SERVICES LANSING			10	100%	10
MINUTECLINIC DIAG OF IND LLC #8651		9	1	10%	10
TENNESSEE DEPARTMENT OF HEALTH (TDH) - CENTRAL LABORATORY		2	8	80%	10
NEUROSCIENCE AND SPINE ASSOCIATES, PL		8	2	20%	10
CVS NJ617POCT CEDAR GROVE		9	1	10%	10
MEDEXPRESS URGENT CARE - FAYETTEVILLE		8	2	20%	10

# COVID-19: testing by laboratory

Data through May 18, 2021 verified as of May 19, 2021 at 09:25 AM

Data in this report are provisional and subject to change.

The numbers in the table below represent the number of Florida and non-Florida residents for whom test results were received by the Department of Health. A person can be tested by more than one laboratory and can have both positive and negative results. **Therefore, the sum of the numbers in each column will be larger than the total number of people tested.**

Reporting lab	Inconclusive	Negative	Positive	Percent positive	Total
COLLIER BLVD HMA PHYSICIAN MANAGEMENT,, LLC			10	100%	10
MOLECULAR PATHOLOGY LABORATORY			10	100%	10
CVS DC1340POCT WASHINGTON		10			10
CHEMISYS LABORATORIES		2	8	80%	10
JOHN T MATHER MEMORIAL HOSPITAL LABORATORY		9	1	10%	10
BROOKDALE WEST MELBOURNE			10	100%	10
FLEMING ISLAND CENTER FOR CLINICAL RESEARCH		10			10
WALGREENS - STORE #9479		8	2	20%	10
MOSOLF PEDIATRICS			10	100%	10
New York Harbor Harbor HCS - Brooklyn Campus		9	1	10%	10
NATURE COAST REGIONAL MEDICAL CENTER		1	9	90%	10
MINUTECLINIC DIAGNOSTIC OF OHIO #3407		9	1	10%	10
MIAMI COMPREHENSIVE MEDICINE GROUP PA		4	6	60%	10
BELLE GLADES HEALTH CLINIC			10	100%	10
Avalon Healthcare and Rehabilitation Center			10	100%	10
ACCESS PHARMACY		10			10
EXCEL URGENT CARE OF PARAMUS LLC		10			10
ALABAMA MEDICAL GROUP		10			10
ENCOMPASS HEALTH REHABILITATION HOSPI		10			10
HCR MANORCARE		10			10
GILCHRIST COUNTY FIRE DEPARTMENT		4	6	60%	10
PEACE OF MIND REHAB CENTER		10			10
MEDEXPRESS URGENT CARE-KATY		7	3	30%	10
MINUTECLINIC, LLC #09202		8	2	20%	10
MINUTECLINIC DIAGNOSTIC OF NORTH CAROLINA PC #7054		7	3	30%	10
ORLANDO MEDICAL CENTER PL		1	9	90%	10
CVS PHARMACY NO 274		9	1	10%	10
ANY LAB TEST NOW INC			10	100%	10
ISLAND COAST PEDIATRICS IN-HOUSE LAB		10			10
KEY TRAINING CENTER			10	100%	10
SOUTH FLORIDA ENT ASSOCIATES, INC			10	100%	10
IU HEALTH PATHOLOGY		1	9	90%	10
CHILDREN'S HEALTHCARE OF ATLANTA/EGLESTON		10			10
NORTHSIDE HOSPITAL ATLANTA		4	6	60%	10
MEDEX REGIONAL LABORATORIES LLC		1	9	90%	10
CVS PHARMACY #8800		8	2	20%	10
CELEBRATION PEDIATRICS PA			10	100%	10
CVS CT1123POCT SOUTHURY		10			10
EMERGENCY MEDICAL CENTER		4	6	60%	10
PRORENATA LABS		2	8	80%	10
PANCARE HEALTH - VERNON ELEMENTARY			10	100%	10
MINUTE CLINIC #8979		8	1	11%	9
MAGNOLIA MANOR			9	100%	9
CVS NJ862POCT MARLBORO		8	1	11%	9
CVS IL8747POCT CHICAGO		8	1	11%	9
INDIANA STATE DEPARTMENT OF HEALTH LABORATORIES			9	100%	9
PUTNAM FAMILY CARE INC		3	6	67%	9

# COVID-19: testing by laboratory

Data through May 18, 2021 verified as of May 19, 2021 at 09:25 AM

Data in this report are provisional and subject to change.

The numbers in the table below represent the number of Florida and non-Florida residents for whom test results were received by the Department of Health. A person can be tested by more than one laboratory and can have both positive and negative results. **Therefore, the sum of the numbers in each column will be larger than the total number of people tested.**

Reporting lab	Inconclusive	Negative	Positive	Percent positive	Total
FLORIDA HOSPITAL WINTER PARK		7	2	22%	9
MEDHELP NARROWS		9			9
CVS NC3803POCT MOORESVILLE		8	1	11%	9
CLEARWATER PEDIATRIC CARE		1	8	89%	9
VAIL VALLEY MEDICAL CENTER			9	100%	9
SUNCREST OMNI		9			9
CVS GA2841POCT LAWRENCEVILLE		9			9
ALLIANCE HEALTH AND REHABILITATION CENTER		9			9
SCHOOL OF PHARMACY AND PHARMACEUTICAL		9			9
MANATEE COUNTY CENTRAL JAIL		9			9
MINUTECLINIC, LLC #03268		8	1	11%	9
NORTHSIDE GWINNETT HOSPITAL		8	1	11%	9
FLORIDA CENTER FOR DERMATOLOGY LABORATORY			9	100%	9
MINUTE CLINIC DIAGNOSTIC OF PENNSYLVANIA		9			9
UHEALTH UNIVERSITY OF MIAMI			9	100%	9
GULF COAST PEDIATRICS OF SARASOTA PA		2	7	78%	9
EAST SIDE CLINICAL LABORATORY		7	2	22%	9
CVS TX10016POCT PRINCETON		9			9
MINUTECLINIC DIAGNOSTIC OF TN PC #242		6	3	33%	9
WALGREENS #03287		9			9
MINUTECLINIC #2797		9			9
CVS OH3476POCT TIPP CITY		8	1	11%	9
CVS MO8556POCT KANSAS CITY		8	1	11%	9
WINTER PARK INTERNAL MEDICINE MD PA		7	2	22%	9
DEPT OF VA MEDICAL CENTER - RICHMOND		8	1	11%	9
ST. CLOUD PHARMACY AND WELLNESS CENTER		5	4	44%	9
ORLANDO FAMILY PHYSICIANS			9	100%	9
GCPM MANUAL MICROBIOLOGY		1	8	89%	9
MINUTECLINIC DIAGNOSTIC OF NEVADA #87		4	5	56%	9
ACCESS CARE MEDICAL GROUP LLC		2	7	78%	9
INSPIRED LIVING AT PALM BAY		7	2	22%	9
UCARE			9	100%	9
WATERFORD AT CREEKSIDE, THE			9	100%	9
ETHOS LABORATORIES		7	2	22%	9
ST VINCENT'S CHILTON		7	2	22%	9
DIXITKUMAR N MODI MD PA			9	100%	9
SCOTTS PHARMACY		8	1	11%	9
MEDICAL CENTER, THE		8	1	11%	9
MOULTRIE CREEK NURSING AND REHAB			9	100%	9
PONTE VEDRA PLASTIC SURGERY		9			9
MEDEXPRESS URGENT CARE - WILLIAMSPORT		8	1	11%	9
REMISE OCCUPATIONAL HEALTH SOLUTIONS INC			9	100%	9
MINUTECLINIC DIAGNOSTIC MED GRP OF CA		8	1	11%	9
SYNEXUS CLINICAL RESEARCH US INC		2	7	78%	9
CHIEFLAND MEDICAL CENTER LLC			9	100%	9
SUPREME LABORATORY			9	100%	9
KINDRED_AIMS		9			9



# COVID-19: testing by laboratory

Data through May 18, 2021 verified as of May 19, 2021 at 09:25 AM

Data in this report are provisional and subject to change.

The numbers in the table below represent the number of Florida and non-Florida residents for whom test results were received by the Department of Health. A person can be tested by more than one laboratory and can have both positive and negative results. **Therefore, the sum of the numbers in each column will be larger than the total number of people tested.**

Reporting lab	Inconclusive	Negative	Positive	Percent positive	Total
MEDEXPRESS URGENT CARE - SWANSEA, N ILLINOIS ST		8	1	11%	9
MILLER COUNTY HOSPITAL		9			9
Consulate Health Care of Brandon		7	2	22%	9
MEDEXPRESS URGENT CARE - BATTLE CREEK		6	3	33%	9
MINUTE CLINIC DIAGNOSTIC OF VIRGINIA, LLC #7543		7	2	22%	9
SUNSHINE STATE DIALYSIS			9	100%	9
CENTREX CLINICAL LABS INC		9			9
CANDLER HOSPITAL PATHOLOGY LABORATORY		7	2	22%	9
COMPASS PROVIDENCE URGENT CARE LLLP			9	100%	9
CVS MA1852POCT MEDWAY		9			9
CVS GA7064POCT STOCKBRIDGE		9			9
HOME CARE PHARMACY OF PALM COAST INC		9			9
Baptist Village Retirement Communities		9			9
MEDEXPRESS URGENT CARE - STAUNTON		5	4	44%	9
CAYUGA COUNTY HEALTH DEPARTMENT		8	1	11%	9
PENSACOLA CLUSTER			9	100%	9
FLORIDA SCHOOL FOR THE DEAF AND THE BLIND		1	8	89%	9
CVS RI1717POCT 1 CVS DR			9	100%	9
MONROE URGENT CARE		8	1	11%	9
ST JOSEPHS HOSPITAL PATHOLOGY LAB		7	2	22%	9
HENDRY/GLADES COUNTY HEALTH DEPARTMENT		8	1	11%	9
SKR MEDICAL ADVISORS		9			9
CVS PA1074POCT KENNETT SQUARE		8	1	11%	9
CORE OCCUPATIONAL RESOURCES, LLC		5	4	44%	9
MINUTECLINIC DIAGNOSTIC OF KANSAS PA		9			9
CVS OH2342POCT WEST CHESTER		7	2	22%	9
CVS PA4077POCT BELLE VERNON		9			9
WALGREENS #09304		7	2	22%	9
OUR HOME AT BEACON HILL			9	100%	9
HEALTHY MINORS PEDIATRIC URGENT CARE		7	2	22%	9
NITIN BAWA PROFESSIONAL ASSOCIATES			9	100%	9
BAYFRONT HEALTH ST PETERSBURG		8	1	11%	9
NORTHSIDE HOSPITAL		2	7	78%	9
PALM BAY URGENT CARE PL		1	8	89%	9
STATEN ISLAND CHAI CARE		8	1	11%	9
MINUTECLINIC DIAG OF IND, LLC #10190		8	1	11%	9
MIDMICHIGAN MEDICAL CENTER			9	100%	9
HEALTH AND WELLNESS CENTER		1	8	89%	9
MINUTECLINIC DIAGNOSTIC OF VIRGINIA, LLC #1656		9			9
PRECISION GENETICS			9	100%	9
MOBILE RESPONSE DIAGNOSTICS LLC		8	1	11%	9
MEDICANA NURSING AND REHAB CENTER			9	100%	9
CVS MINUTE CLINIC DIAGNOSTIC OF NEW JERSEY		9			9
BEAUMONT EMERGENCY CENTER			9	100%	9
MEDERI CARETENDERS VS OF SE FL LLC DBA		8	1	11%	9
MINUTECLINIC MINUTECLINIC #4977		5	4	44%	9
RANDOLPH DIABETES AND WELLNESS		8	1	11%	9

# COVID-19: testing by laboratory

Data through May 18, 2021 verified as of May 19, 2021 at 09:25 AM

Data in this report are provisional and subject to change.

The numbers in the table below represent the number of Florida and non-Florida residents for whom test results were received by the Department of Health. A person can be tested by more than one laboratory and can have both positive and negative results. **Therefore, the sum of the numbers in each column will be larger than the total number of people tested.**

Reporting lab	Inconclusive	Negative	Positive	Percent positive	Total
HARMONIOUS HOME HEALTH, LLC		9			9
BUENA VIDA ESTATES			9	100%	9
WADSWORTH CENTER - DAVID AXELROD INSTITUTE		8	1	11%	9
WALGREENS #09475		8	1	11%	9
NEMOURS CHILDREN'S PRIMARY CARE VERO BEACH			9	100%	9
JUPITER CLINIC			9	100%	9
PEDIATRIC HEALTH CARE ALLIANCE			9	100%	9
BREVARD FAMILY WALK IN CLINIC			9	100%	9
CVS CA9721POCT ARCADIA		9			9
WELLSTAR ATLANTA MEDICAL CENTER LABORA		8	1	11%	9
ENCOMPASS HOME HEALTH OF THE SOUTHEAST LLC		9			9
NASSAU UNIVERSITY MEDICAL CENTER DEPT		8	1	11%	9
ROSECASTLE			9	100%	9
LOREY ALF		9			9
CVS NC5591POCT STATESVILLE		7	2	22%	9
Woodstock Nursing and Rehabilitation Center		9			9
TRINITY PEDIATRICS			9	100%	9
MINUTECLINIC #2860		6	3	33%	9
CHILDREN'S HEALTH CENTER INC.		7	2	22%	9
CVS IN6551POCT MOORESVILLE		7	2	22%	9
CITYMD		1	8	89%	9
SOMA MEDICAL CENTER MD PA #7 PEDIATRICS			9	100%	9
FHPG_EXP CARE PALM HARBOR			9	100%	9
CVS MD1881POCT DUNKIRK		9			9
CVS MINUTE CLINIC DIAG OF IND LLC #5206		8	1	11%	9
CVS MINUTE CLINIC DIAGNOSTIC OF KANSAS, PA		9			9
WESTCHESTER GENERAL HOSPITAL BLOOD GAS LAB			9	100%	9
WINDSOR OF GAINESVILLE		9			9
PRIMARY CARE SPECIALISTS OF ORLANDO		8	1	11%	9
CIAN DIAGNOSTICS			9	100%	9
MINUTE CLINIC LLC #1448		8	1	11%	9
WALGREENS #04217		9			9
URGENT TEAM - NASHVILLE		8	1	11%	9
MEDEXPRESS URGENT CARE - RICHMOND, NINE MILE RD		8	1	11%	9
MINUTECLINIC # 21110		7	2	22%	9
GLEN FALLS HOSPITAL DEPARTMENT OF PATHOLOGY		8	1	11%	9
TIFT REGIONAL HLTH SYSTEM, INC DBA SOU		9			9
ORLANDO HEALTH PHYSICIAN GROUP INC		6	3	33%	9
ADVENTHEALTH MEDICAL GROUP FAMILY AND INTERNAL		8	1	11%	9
DISCOVERY VILLAGE AT STUART		5	4	44%	9
CHAPTERS HEALTH HOSPICE		9			9
MEDEXPRESS URGENT CARE - HOT SPRINGS		9			9
CVS PA10034POCT PITTSBURGH		9			9
OMNI			9	100%	9
SV DIAGNOSTIC LAB			9	100%	9
BRENNITY AT VERO BEACH, THE			9	100%	9
MEDEXPRESS ELKINS		9			9

# COVID-19: testing by laboratory

Data through May 18, 2021 verified as of May 19, 2021 at 09:25 AM

Data in this report are provisional and subject to change.

The numbers in the table below represent the number of Florida and non-Florida residents for whom test results were received by the Department of Health. A person can be tested by more than one laboratory and can have both positive and negative results. **Therefore, the sum of the numbers in each column will be larger than the total number of people tested.**

Reporting lab	Inconclusive	Negative	Positive	Percent positive	Total
Sunset Lake Health and Rehabilitation Center		8	1	11%	9
BIRMINGHAM VAMC		5	4	44%	9
NORTHWEST FLORIDA COMMUNITY HOSPITAL LABORATORY		8	1	11%	9
NORTHEAST FLORIDA HEALTH SERVICES, INC DBA FAMILY HEALTH SOURCE			9	100%	9
CALIFORNIA DEPARTMENT OF PUBLIC HEALTH		3	6	67%	9
WINDSOR OF SAN PABLO, THE		6	3	33%	9
FLORIDA MENTOR		7	2	22%	9
MARINA ISLE ASSISTED LIVING		9			9
CVS MA394POCT SEEKONK		9			9
CVS TN7289POCT SIGNAL MOUNTAIN		9			9
PATEL MEDICAL VENTURES		8	1	11%	9
CVS IN8669POCT INDIANAPOLIS		7	1	13%	8
CVS KY4779POCT LOUISVILLE		6	2	25%	8
CVS NV9841POCT RENO		4	4	50%	8
FHCP-ORANGE CITY			8	100%	8
CVS TN4624POCT KNOXVILLE		7	1	13%	8
Nashville Central Laboratory		8			8
MEDEXPRESS URGENT CARE MORGANTOWN		8			8
THE READING HOSPITAL & MEDICAL CENTER			8	100%	8
Robert Wood Johnson University Hospital		6	2	25%	8
CAREPOINT CLINIC		5	3	38%	8
INTERNAL MEDICINE ASSOCIATES OF JACKSON HOSPITAL			8	100%	8
MINUTECLINIC, LLC #05038		8			8
NORTHDALE REHABILITATION CENTER			8	100%	8
MINUTECLINIC OF NEVADA-2955 S FT APACH		8			8
ADVENTHEALTH CAR CENTER APOPKA			8	100%	8
TERENCE B MITCHELL MD, INC		4	4	50%	8
LAKE PEDIATRICS			8	100%	8
ADVENTHEALTH MEDICAL GROUP INTERNAL MEDICINE AT		3	5	63%	8
CVS OH3458POCT BEAVERCREEK		8			8
GENE STREET LABORATORIES, LLC		6	2	25%	8
MEDEXPRESS - WILMINGTON CONCORD PIKE		7	1	13%	8
CVS OH2518POCT COLUMBUS		7	1	13%	8
FLORIDA DEPARTMENT OF HEALTH IN SARASOTA COUNTY		7	1	13%	8
MEDEXPRESS URGEN CARE - EAST BRUNSWICK		8			8
HEALTHMARK REGIONAL HOSPITAL LAB		4	4	50%	8
CVS IN3975POCT JEFFERSONVILLE		5	3	38%	8
EMBRY-RIDDLE AERONAUTICAL UNIVERSITY HEALTH			8	100%	8
NEW YORK PHYSICIANS LLP		8			8
VIERA PEDIATRICS		2	6	75%	8
URGENT TEAM - MUSCLE SHOALS		8			8
NEOGENOMICS LABORATORIES, INC		8			8
Jewish Home of Rochester		8			8
BIOTECH PHARMACEUTICAL GROUP LLC			8	100%	8
MARION OAKS ASSISTED LIVING		8			8
MEDEXPRESS URGENT CARE - GLENDALE		8			8
CVS CT750POCT ENFIELD		8			8

# COVID-19: testing by laboratory

Data through May 18, 2021 verified as of May 19, 2021 at 09:25 AM

Data in this report are provisional and subject to change.

The numbers in the table below represent the number of Florida and non-Florida residents for whom test results were received by the Department of Health. A person can be tested by more than one laboratory and can have both positive and negative results. **Therefore, the sum of the numbers in each column will be larger than the total number of people tested.**

Reporting lab	Inconclusive	Negative	Positive	Percent positive	Total
PROVIDENCE LABORATORY SERVICES		8			8
HARBORCHASE OF DR PHILLIPS		7	1	13%	8
ST CHARLES BEND LABORATORY		7	1	13%	8
LEMOYNE COLLEGE WELLNESS CENTER FOR		8			8
MARTHA A PRICE MD PA		3	5	63%	8
ALLEGRO - TAMPA	1	4	3	38%	8
PAUL GRECO MD CONCIERGE MEDICAL SERVICES PL		8			8
MEDEXPRESS URGENT CARE, BUTLER		5	3	38%	8
X-GENE MOLECULAR LABS		1	7	88%	8
DOCTOR'S IN-HOUSE LAB/COMMUNITY HEALTH CENTERS OF PINELLAS - CLEARWATE			8	100%	8
CLAY PRIMARY & FAMILY CARE LLC			8	100%	8
ORMOND BEACH CENTRA CARE			8	100%	8
PUTNAM COUNTY EMERGENCY RESCUE SERVICE		5	3	38%	8
LAKE CONWAY URGENT CARE LLC		2	6	75%	8
PIEDMONT HENRY HOSPITAL, INC		8			8
SOUTHERN CORRECTIONAL MEDICINE LLC		8			8
MINUTECLINIC DIAG OF IND, LLC #6648		6	2	25%	8
CVS NJ836POCT RUNNEMEDE		8			8
PARTNERS PHARMACY OF FLORIDA LLC		8			8
CVS IN6654POCT INDIANAPOLIS		7	1	13%	8
PRIMBIO RESEARCH INSTITUTE LLC		8			8
KIS URGENT CARE			8	100%	8
CVS ME329POCT PORTLAND		8			8
CVS OH2543POCT CANFIELD		5	3	38%	8
WYCLIFFE BIBLE TRANSLATORS		8			8
BENEVA LAKES HEALTHCARE & REHAB CENTER			8	100%	8
ALACHUA COUNTY HEALTH DEPARTMENT		1	7	88%	8
ROBERT WOOD JOHNSON HOSPITAL		7	1	13%	8
CVS NC5532POCT SUMMERFIELD		8			8
WALGREENS # 09788		8			8
MEDEXPRESS URGENT CARE - TARENTUM		6	2	25%	8
MEDEXPRESS URGENT CARE-PASADENA		8			8
CVS PA813POCT RICHBORO		8			8
GEISINGER MEDICAL CENTER		2	6	75%	8
WALGREENS #10264		8			8
NORTHSIDE MEDICAL CENTER		8			8
CVS PA1296POCT DREXEL HILL		6	2	25%	8
VENICE REGIONAL MEDICAL CENTER			8	100%	8
VERMONT DEPARTMENT OF HEALTH		1	7	88%	8
CVS CA9103POCT ESCONDIDO		8			8
UNIVERSITY OF WASHINGTON MEDICAL CENTER			8	100%	8
GREENVILLE MEMORIAL HOSPITAL LAB			8	100%	8
MAGNOLIA PEDIATRICS GROUP LLC			8	100%	8
MINUTECLINIC, LLC #1796		7	1	13%	8
DOTHAN PEDIATRIC CLINIC			8	100%	8
MINUTECLINIC, LLC #03965		8			8
WYOMING COUNTY COMMUNITY HOSPITAL LABORATORY		8			8

# COVID-19: testing by laboratory

Data through May 18, 2021 verified as of May 19, 2021 at 09:25 AM

Data in this report are provisional and subject to change.

The numbers in the table below represent the number of Florida and non-Florida residents for whom test results were received by the Department of Health. A person can be tested by more than one laboratory and can have both positive and negative results. **Therefore, the sum of the numbers in each column will be larger than the total number of people tested.**

Reporting lab	Inconclusive	Negative	Positive	Percent positive	Total
FLORIDA DIGESTIVE AND LIVER SPECIALISTS		7	1	13%	8
CVS NC6402POCT DAVIDSON		5	3	38%	8
AFC/DOCTORS EXPRESS NORTH BERGEN		6	2	25%	8
FOUNTAINVIEW BY FIVE STAR QUALITY CARE		7	1	13%	8
WHITE SANDS OUTPATIENT SERVICES (WSOP SERVICES LLC		8			8
MEDEXPRESS URGENT CARE MURRYSVILLE		6	2	25%	8
CIGNA ONSITE HEALTH LLC		2	6	75%	8
SARAH LAWRENCE COLLEGE HEALTH SERVICES		8			8
EP LTC PHARMACY		6	2	25%	8
SOMA MEDICAL CENTER PA #3 GREENACRES			8	100%	8
DORAL URGENT CARE			8	100%	8
PHYSICIANS FOR CHILDREN			8	100%	8
HENDRY REGIONAL CONVENIENT CARE CENTER			8	100%	8
Enterprise Health and Rehabilitation Center		8			8
SANITAS LAUDERDALE LAKES			8	100%	8
BROWNE MEDICAL LLC		6	2	25%	8
MINUTECLINIC DIAGNOSTIC OF VIRGINIA, LLC		8			8
NORTHERN DUTCHESS HOSPITAL LABORATORY		6	2	25%	8
BAPTIST OUTPATIENT			8	100%	8
ALL CHILDREN'S HOSPITAL		1	7	88%	8
VENTURA HEALTH AND REHABILITATION CENTER		7	1	13%	8
MINUTECLINIC DIAG OF IND LLC #1138		7	1	13%	8
HERNANDO PASCO HOSPICE INC		7	1	13%	8
CVS AZ9210POCT SCOTTSDALE		8			8
LOVELACE MEDICAL CENTER		8			8
MEDEXPRESS URGENT CARE - MT LEBANON		5	3	38%	8
DOCTOR'S IN HOUSE LAB			8	100%	8
TRUSTBRIDGE			8	100%	8
INTERNAL MEDICINE AND AESTHETICS OF NAPLES LLC		8			8
OSWEGO HOSPITAL LABORATORY		7	1	13%	8
MINUTE-CLINIC DIAGNOSTIC OF VIRGINIA, LLC #794		7	1	13%	8
MEDEXPRESS URGENT CARE - HOLLINS		8			8
ALLINA HEALTH - ABBOTT NORTHWESTERN HOSPITAL		5	3	38%	8
EXECUTIVE MEDICAL SERVICES		8			8
MINUTECLINIC DIAGNOSTICS OF IND LLC		5	3	38%	8
SIMPLE LABORATORIES LLC		8			8
SLOPESIDE LABS AND TESTING, LLC - THE HIDEOUT AT BUTTERMILK MOUNTAIN		8			8
MID-HUDSON VALLEY DIVISION OF WESTCHESTER MEDICAL		8			8
PM PEDIATRICS OF BAYSIDE PLLC		8			8
OHIO DEPARTMENT OF HEALTH			8	100%	8
WIREGRASS MEDICAL CENTER			8	100%	8
PBC FOUND CARE INC			8	100%	8
ATLANTIC CONSOLIDATED LABORATORY		8			8
HUNTINGTON VILLAGE URGENT CARE		8			8
COMPREHENSIVE CLINICAL RESEARCH, LLC			8	100%	8
FHMG_FM AND IM AVALON PARK		2	6	75%	8
MEDEXPRESS URGENT CARE - CULPEPER		8			8



# COVID-19: testing by laboratory

Data through May 18, 2021 verified as of May 19, 2021 at 09:25 AM

Data in this report are provisional and subject to change.

The numbers in the table below represent the number of Florida and non-Florida residents for whom test results were received by the Department of Health. A person can be tested by more than one laboratory and can have both positive and negative results. **Therefore, the sum of the numbers in each column will be larger than the total number of people tested.**

Reporting lab	Inconclusive	Negative	Positive	Percent positive	Total
BEECHTREE MOLECULAR LAB LLC			8	100%	8
CVS IN6713POCT BLOOMINGTON		8			8
Charles George VAMC		8			8
CVS TX1104POCT ALLEN		7	1	13%	8
CVS KY2332POCT GEORGETOWN		7	1	13%	8
HACKENSACK UNIV MED CTR-PATHOLOGY DEPT		8			8
MEDEXPRESS URGENT CARE - YORK		5	3	38%	8
SEA LEVEL LABS			8	100%	8
CVS SC2250POCT COLUMBIA		8			8
MINUTECLINIC DIAG OF IND, LLC #6910		8			8
MEDEXPRESS URGENT CARE - EWING		8			8
TRUE HEALTH		5	3	38%	8
INVESCLINIC US, LLC		8			8
CONSULATE HEALTH CARE		7	1	13%	8
MINUTECLINIC DIAGNOSTIC OF OHIO #7790		6	2	25%	8
CVS PA2582POCT SPRINGFIELD		6	2	25%	8
COMPASSION PEDIATRIC URGENT CARE LLC		2	6	75%	8
ST CHARLES HOSPITAL LABORATORY		8			8
DIAGNOSTIC CLINIC		7	1	13%	8
COMPASSION PEDIATRICS		3	5	63%	8
DEPARTMENT OF HEALTH- CITRUS COUNTY		1	7	88%	8
MINUTE-CLINIC DIAGNOSTIC OF VIRGINIA, LLC #3949		8			8
DANIEL M LIBBY MD PLLC		8			8
MEDEXPRESS URGENT CARE - IRVING		8			8
KINGSWAY MEDICAL CENTER INC		5	3	38%	8
Florida Clinical Laboratory		1	7	88%	8
WEXFORD HEALTH SOURCES INC		8			8
CVS MA507POCT LEOMINSTER		6	2	25%	8
ST. JOSEPH HOSPITAL AND HEALTH CARE INC.			8	100%	8
MEDEXPRESS URGENT CARE - MIDLOTHIAN		7	1	13%	8
CVS NC7057POCT SHELBY		6	2	25%	8
SURGOINSVILLE PHARMACY		8			8
GOLISANO CHILDREN'S HOSPITAL OF SOUTHWEST FLORIDA		6	2	25%	8
CVS OH6123POCT CINCINNATI		6	2	25%	8
PALM BEACH COUNTY HEALTH DEPARTMENT LABORATORY			8	100%	8
CARE ATC - CITY OF BOYNTON BEACH	1	2	5	63%	8
TERRACINA LLC		2	6	75%	8
CVS MD4371POCT OCEAN CITY		8			8
LAB UNKNOW		6	2	25%	8
DOH JACKSONVILLE CENTRAL LABORATORY		3	5	63%	8
The Grand at Rome Nursing and Rehabilitation		8			8
MEDEXPRESS URGENT CARE - CLARKSBURG		7	1	13%	8
DASCENA LABORATORY			8	100%	8
MEDEXPRESS URGENT CARE PORT HURON		7	1	13%	8
SYLVESTER AT PLANTATION LABORATORY		7	1	13%	8
CVS MA1845POCT WILMINGTON		7	1	13%	8
WELLIGENT		1	7	88%	8

# COVID-19: testing by laboratory

Data through May 18, 2021 verified as of May 19, 2021 at 09:25 AM

Data in this report are provisional and subject to change.

The numbers in the table below represent the number of Florida and non-Florida residents for whom test results were received by the Department of Health. A person can be tested by more than one laboratory and can have both positive and negative results. **Therefore, the sum of the numbers in each column will be larger than the total number of people tested.**

Reporting lab	Inconclusive	Negative	Positive	Percent positive	Total
MINUTECLINIC MINUTECLINIC #921		7	1	13%	8
NOVADX		2	6	75%	8
ST CLOUD PHYSICIAN MANAGMENT LLC		7	1	13%	8
LIFE CARE CITRUS COUNTY			8	100%	8
GENEUS DIAGNOSTICS			8	100%	8
MEDEXPRESS URGENT CARE - STATE COLLEGE		6	2	25%	8
DR. PHILLIPS MEDICAL WELLNESS CENTER		4	4	50%	8
FLORIDA DIGESTIVE AND LIVER SPECIALIST		8			8
CVS HEALTH, #1994		6	2	25%	8
BLOOMING GARDENS OF CARE INC		8			8
CVS TX7825POCT FRISCO		7	1	13%	8
Edward Hines, Jr. VA Hospital		7	1	13%	8
BARTON PARKER OD PC		8			8
CVS NJ715POCT WAYNE		8			8
PANCARE HEALTH - KATE SMITH ELEMENTARY		1	7	88%	8
CAPRONA GROUP HOME		2	6	75%	8
MINUTECLINIC DIAGNOSTIC OF VIRGINIA, LLC #1980		6	2	25%	8
JX REF LAB			8	100%	8
SHEEPSHEAD BAY URGENT CARE		8			8
MINUTECLINIC, LLC #1452		8			8
HOLY NAME MEDICAL CENTER	1	6	1	13%	8
LEWIS COUNTY MANOR		8			8
APEX HOME HEALTH CARE		7	1	13%	8
LONGWOOD FAMILY MEDICINE		2	6	75%	8
THE WOLFF CENTER FOR CHILD & ADOLESCENT HEALTH			8	100%	8
MINUTE CLINIC DIAGNOSTIC OF MICHIGAN PC		8			8
FLORIDA HEART AND VASCULAR MULTISPECIALTY GROUP		8			8
CHIEFLAND MEDICAL CENTER		1	7	88%	8
AIRCARE INTERNATIONAL		7	1	13%	8
CVS IL8750POCT CHICAGO		6	2	25%	8
ADVANCED RESEARCH FOR HEALTH IMPROVEMENT		6	2	25%	8
CVS CT718POCT ANSONIA		8			8
MEDEXPRESS URGENT CARE-MUNCIE		7			7
CVS NC3853POCT BURLINGTON		5	2	29%	7
DOCTORS CLINICAL LABORATORY, INC		5	2	29%	7
FLORIDA ADDICTION AND RECOVERY CENTER INC		7			7
ADVENTHEALTH CELEBRATION EMPLOYEE CLINIC		7			7
LOUISIANA DEPT OF HEALTH			7	100%	7
FLORIDA PREMIER MEDICAL CARE PA			7	100%	7
CVS OH10893POCT PARMA		4	3	43%	7
CVS PA2687POCT EXTON		7			7
MEDEXPRESS URGENT CARE-SCOTT TOWNSHIP		6	1	14%	7
LEVY COUNTY SHERRIF'S DEPT			7	100%	7
TESTD			7	100%	7
GRACE WELLNESS CENTER LLC		6	1	14%	7
MINUTE CLINIC LLC #1831		7			7
CVS TX8322POCT AUSTIN		7			7

# COVID-19: testing by laboratory

Data through May 18, 2021 verified as of May 19, 2021 at 09:25 AM

Data in this report are provisional and subject to change.

The numbers in the table below represent the number of Florida and non-Florida residents for whom test results were received by the Department of Health. A person can be tested by more than one laboratory and can have both positive and negative results. **Therefore, the sum of the numbers in each column will be larger than the total number of people tested.**

Reporting lab	Inconclusive	Negative	Positive	Percent positive	Total
Rutgers Health Rwj University Hospital - Laboratory		4	3	43%	7
AVON PARK PEDIATRICS			7	100%	7
CVS MINUTE CLINIC DIAGNOSTIC MED GRP OF CAL		6	1	14%	7
MINUTECLINIC, LLC #1431		6	1	14%	7
ST. LUCIE COUNTY HEALTH DEPARTMENT		5	2	29%	7
SANFORD MOBILE LAB		1	6	86%	7
PEDIATRICS URGENT CARE, LLC			7	100%	7
NORTHSIDE HOSPITAL- CHEROKEE		5	2	29%	7
WALGREENS # 04440		6	1	14%	7
CVS SC5479POCT INDIAN LAND		6	1	14%	7
MEDEXPRESS URGENT CARE - LOGAN		7			7
NYU WINTHROP HOSPITAL PATHOLOGY		7			7
OCALA FAMILY MEDICAL CENTER		7			7
SOUTHEAST GEORGIA HEALTH SYSTEM, INC D		7			7
CARESOUTH HHA HOLDINGS OF TALLAHASSEE LLC		7			7
HEALTH CARE LABORATORY SERVICES		1	6	86%	7
ADVENT HEALTH APOPKA		3	4	57%	7
PENN MEDICINE PRINCETON MEDICAL CENTER		6	1	14%	7
CVS TX4397POCT CYPRESS		7			7
DOCTOR'S IN-HOUSE LAB/COMMUNITY HEALTH CENTERS OF PINELLAS -PINELLAS P			7	100%	7
WOMENS CARE FLORIDA LLC		5	2	29%	7
The Oaks of Clearwater		7			7
POWERS PEDIATRICS			7	100%	7
TRUE HEALTH DIAGNOSTICS		1	6	86%	7
BROOKDALE LAKE ORIENTA			7	100%	7
Louis Stokes Cleveland VA - Midtown Dialysis Center		7			7
PANCARE HEALTH - HOSFORD SCHOOL			7	100%	7
FAMILY MEDICINE MEDICAL DRIVE		7			7
SOUTH COM HEALTH CLINIC, DEPT. OF THE ARMY		7			7
MINUTECLINIC DIAGNOSTIC OF OHIO #2964		7			7
FLORIDA DEPARTMENT OF HEALTH IN MIAMI DADE COUNTY		5	2	29%	7
Mitchell Hollingsworth Nursing and Rehab		7			7
Parkside Villa		7			7
DEVANSH LAB WERKS		1	6	86%	7
BALTIMORE CITY HEALTH DEPT COMMUNICABLE DISEASES AND EPIDEMIOLOGY			7	100%	7
MEDEXPRESS URGENT CARE, CHAMBERSBURG		6	1	14%	7
ECLRS		2	5	71%	7
COMMUNITY HEALTH CENTERS OF PINELLAS, INC		4	3	43%	7
PARADISE VILLA ALF INCORPORATED		7			7
PENINSULA CARE AND REHABILITATION CENTER			7	100%	7
DOTHAN WEST FAMILY MEDICINE		5	2	29%	7
WILDLIGHT LAB			7	100%	7
ADVENTHEALTH MEDICALGROUP PEDIATRICS AT ORLANDO		7			7
NU WAVE MEDICAL CENTER			7	100%	7
EXPICARE NURSING AGENCY, INC		5	2	29%	7
Kennedy University Hospital		6	1	14%	7
DIAGNOSTIC & MEDICAL SPECIALISTS OF GREENWICH		5	2	29%	7

# COVID-19: testing by laboratory

Data through May 18, 2021 verified as of May 19, 2021 at 09:25 AM

Data in this report are provisional and subject to change.

The numbers in the table below represent the number of Florida and non-Florida residents for whom test results were received by the Department of Health. A person can be tested by more than one laboratory and can have both positive and negative results. **Therefore, the sum of the numbers in each column will be larger than the total number of people tested.**

Reporting lab	Inconclusive	Negative	Positive	Percent positive	Total
ABBEEY MANOR RETIREMENT RESIDENCE INC		7			7
CVS SC4122POCT TAYLORS		7			7
YAZJI PEDIATRIC CARE LLC DBA TUKA PEDIATRICS			7	100%	7
Hiawatha Care Center		7			7
MEDEXPRESS URGENT CARE - BLUEFIELD		6	1	14%	7
FLORIDA CANCER SPECIALISTS & RESEARCH INSTITUTE		6	1	14%	7
HEARTLAND PEDIATRICS OF LAKE PLACID			7	100%	7
MANATEE PEDIATRICS			7	100%	7
DEPARTMENT OF HEALTH AND HUMAN SERVICES STATE OF NEW HAMPSHIRE			7	100%	7
LEPE'S HOUSE			7	100%	7
IRL MARKET LAB			7	100%	7
GAINESVILLE PEDIATRIC ASSOCIATES		1	6	86%	7
MINUTECLINIC DIAG OF IND LLC #6998		6	1	14%	7
NORTH FLORIDA MEDICAL CENTERS INC		1	6	86%	7
VICTORIAN MANOR		2	5	71%	7
GENTRY PARK ORLANDO ASSISTED LIVING		6	1	14%	7
KIDS CORNER PEDIATRICS PLLC		6	1	14%	7
MCR HEALTH LAWTON CHILES ADMINISTRATION STE A		1	6	86%	7
CVS NJ837POCT MARLTON		7			7
CVS MA957POCT WEST SPRINGFIELD		7			7
MD NOW MEDICAL CENTER			7	100%	7
GUTHRIE CORNING HOSPITAL LABORATORY		7			7
Bon Secours Place		6	1	14%	7
RIVER OAKS TREATMENT CENTER			7	100%	7
CARENOW URGENT CARE-MADISON		7			7
PIEDMONT FAYETTE HOSPITAL		5	2	29%	7
MIAMI BEACH COMMUNITY HEALTH CENTER INC			7	100%	7
CVS GA5637POCT VILLA RICA		6	1	14%	7
MOUNT SINAI BROOKLYN LABORATORY		6	1	14%	7
EASTERN FLORIDA STATE COLLEGE - PALM BAY CAMPUS□			7	100%	7
CVS MA299POCT WORCESTER		7			7
NOVANT HEALTH INPATIENT CARE		2	5	71%	7
MEDHELP TRUSSVILLE		6	1	14%	7
COVID TESTING LLC			7	100%	7
MINUTECLINIC DIAG OF IND, LLC #6472		7			7
CRESTWOOD MEDICAL CENTER		5	2	29%	7
NON-US			7	100%	7
CVS CA8850POCT HUNTINGTON BEACH		6	1	14%	7
KANSAS DEPARTMENT OF HEALTH		2	5	71%	7
MINUTECLINIC DIAGNOSTIC OF KENTUCKY		7			7
DOCTORS HOSPITAL OF AUGUSTA		7			7
JUPITER ISLAND PUBLIC SAFETY		5	2	29%	7
PROGRESS PHARMACY INC		2	5	71%	7
EL PARAISO HOME INC		7			7
PERSONAL PHYSICIAN CARE PA			7	100%	7
CVS TN6414POCT SMYRNA		5	2	29%	7
MEDEXPRESS URGENT CARE-DUBOIS		7			7

# COVID-19: testing by laboratory

Data through May 18, 2021 verified as of May 19, 2021 at 09:25 AM

Data in this report are provisional and subject to change.

The numbers in the table below represent the number of Florida and non-Florida residents for whom test results were received by the Department of Health. A person can be tested by more than one laboratory and can have both positive and negative results. **Therefore, the sum of the numbers in each column will be larger than the total number of people tested.**

Reporting lab	Inconclusive	Negative	Positive	Percent positive	Total
WATAUGA MEDICAL CENTER		4	3	43%	7
CVS TN7698POCT KNOXVILLE		7			7
MEDEXPRESS - NEWARK		7			7
KEYSTONE PLACE AT NAPLES PRESERVE		4	3	43%	7
CVS GA5622POCT DALLAS		5	2	29%	7
DIXIE COUNTY EMERGENCY SERVICES		1	6	86%	7
OCALA REGIONAL KIDNEY CENTER EAST		2	5	71%	7
NEMOURS CHILDRENS, LAKE NONA			7	100%	7
DALLAS COUNTY HEALTH AND HUMAN SERVICES			7	100%	7
Ocoee Health Care Center		7			7
MANATEE MEMORIAL HOSPITAL CLINICAL LABORATORY			7	100%	7
Consulate Health Care at West Altamonte			7	100%	7
CVS MA634POCT KINGSTON		5	2	29%	7
USCG SECTOR ST PETE		3	4	57%	7
OPTUM PRIMARY CARE - FOUNTAIN OAKS		3	4	57%	7
PEDIATRICS OF CENTRAL FLORIDA		5	2	29%	7
MEDEXPRESS URGENT CARE-NESHANNOCK TWP		6	1	14%	7
KENDALL REGIONAL MEDICAL CNTR			7	100%	7
LAKE NONA PEDIATRICS IN ASSOCIATION WITH NEMOURS		5	2	29%	7
LIZS ADULT CARE		7			7
CVS MA447POCT NORTHAMPTON		5	2	29%	7
CAMELLIA AT DEERWOOD		2	5	71%	7
CVS PA1379POCT LANSDALE		6	1	14%	7
SUPERIOR RESIDENCES AT CALA HILLS		7			7
CVS PA5241POCT CHALFONT		7			7
LAWTON CHILES HEALTH CENTER		1	6	86%	7
BRADENTON PHYSICIANS MEDICAL CENTER			7	100%	7
LEE COUNTY HEALTH DEPARTMENT		4	3	43%	7
MINUTECLINIC DIAGNOSTIC OF NEVADA-9586		6	1	14%	7
MAXHEALTH		5	2	29%	7
NELSON BIOLOGICAL			7	100%	7
PURECARE PHARMACY		6	1	14%	7
GALLUP INDIAN MEDICAL CENTER		7			7
APC PEDIATRICS			7	100%	7
NEMOURS CHILDREN'S HOSPITAL			7	100%	7
CVS OH3080POCT HUBER HEIGHTS		6	1	14%	7
CVS MA2401POCT MARSHFIELD		6	1	14%	7
BLACK STALLION WALK IN AND EXERCISE CLINICS LLC		4	3	43%	7
GRACE REHABILITATION CENTER OF VERO BEACH		4	3	43%	7
MINUTECLINIC, LLC (CLINIC 10928)		7			7
PRINCETON BMC LABORATORY		6	1	14%	7
COMPLETE FAMILY CARE, LLC/UNIVERSITY OF SAINT MARY		7			7
HOLY GARDEN ALF, INC.		7			7
MINUTECLINIC DIAGNOSTIC OF OHIO #6147		6	1	14%	7
YORK HOSPITAL: MICROBIOLOGY			7	100%	7
LAKE CITY CORRECTIONAL FACILITY			7	100%	7
Englewood Health Care Center		7			7



# COVID-19: testing by laboratory

Data through May 18, 2021 verified as of May 19, 2021 at 09:25 AM

Data in this report are provisional and subject to change.

The numbers in the table below represent the number of Florida and non-Florida residents for whom test results were received by the Department of Health. A person can be tested by more than one laboratory and can have both positive and negative results. **Therefore, the sum of the numbers in each column will be larger than the total number of people tested.**

Reporting lab	Inconclusive	Negative	Positive	Percent positive	Total
PALM GARDEN OF SUN CITY			7	100%	7
GARDENS PEDIATRICS			7	100%	7
IAN C BOYKIN MD		4	3	43%	7
BETH ISRAEL DEACONESS MEDICAL CENTER			7	100%	7
SALINE CARE NURSING & REHABILITATION CENTER		7			7
CVS SC4382POCT SPARTANBURG		7			7
Lenox on the Lake			7	100%	7
SAN DIEGO COUNTY PUBLIC HEALTH LAB			7	100%	7
CARENOW URGENT CARE-SOUTHLAKE			7	100%	7
FLORIDA HOSPITAL KISSIMMEE		4	3	43%	7
PUTNAM COUNTY PUBLIC HEALTH UNIT		5	2	29%	7
DELAWARE DEPARTMENT OF HEATH		6	1	14%	7
Thermopolis Rehabilitation Wellness		7			7
BELL-MINOR HOME		7			7
CENTRAL JERSEY URGENT CARE OF BROWN MI		7			7
CVS NM8918POCT ALBUQUERQUE		7			7
HELIX MEDICAL CENTERS		1	6	86%	7
EASTSIDE MEDICAL CENTER		6	1	14%	7
BAYCARE MEDICAL GROUP, INC		6	1	14%	7
BOONE DRUG & HEALTHCARE AT DEERFIELD			7	100%	7
FLORIDA HOSPITAL APOPKA		6	1	14%	7
MEDEXPRESS - COLLINSVILLE BELT LINE		5	2	29%	7
SOUTHEAST GEORGIA HEALTH SERVICES, LLC		7			7
QUE		4	3	43%	7
DOCTORS OFFICE OF NEW JERSEY		7			7
CVS MINUTE CLINIC DIAGNOSTIC OF TEXAS		6	1	14%	7
THE PALMS REHABILITATION AND HEALTHCARE CENTER		5	2	29%	7
FRESENIUS KIDNEY CARE FORT WALTON BEACH			7	100%	7
TREASURE COAST INFECTIOUS DISEASE CONSULTANTS		4	3	43%	7
ENTRUST IMMEDIATE CARE			7	100%	7
CVS MA2600POCT WEYMOUTH		6	1	14%	7
CVS NJ2815POCT E BRUNSWICK		5	2	29%	7
LYNMOORE,THE		7			7
RAPID MEDLAB (004MO)		5	1	17%	6
UPMC HEALTH SYSTEM		4	2	33%	6
MEDEXPRESS URGENT CARE-HERSHEY		5	1	17%	6
MINUTECLINIC LLC (2335)		5	1	17%	6
MEDEXPRESS URGENT CARE - WAXAHACHIE, N HIGHWAY 77		4	2	33%	6
TULLAHOMA HMA, LLC		5	1	17%	6
HUNTERS CREEK PEDIATRICS		6			6
CVS NV2928POCT LAS VEGAS		6			6
FAMILY CARE MEDICAL CENTER			6	100%	6
MEDEXPRESS URGENT CARE - HUNTINGTON WE		6			6
PHYSICIANS URGENT CARE BERRY FARMS		4	2	33%	6
TIMBER CREEK PEDIATRICS		6			6
GOPATH LABORATORIES			6	100%	6
CVS IN5696POCT FORT WAYNE		6			6

# COVID-19: testing by laboratory

Data through May 18, 2021 verified as of May 19, 2021 at 09:25 AM

Data in this report are provisional and subject to change.

The numbers in the table below represent the number of Florida and non-Florida residents for whom test results were received by the Department of Health. A person can be tested by more than one laboratory and can have both positive and negative results. **Therefore, the sum of the numbers in each column will be larger than the total number of people tested.**

Reporting lab	Inconclusive	Negative	Positive	Percent positive	Total
CELAL GUROL ERBAY, MD			6	100%	6
SOUTHERN OCEAN MEDICAL CENTER		6			6
ABSOLUTE HEALTH		5	1	17%	6
PRESBYTERIAN HOME		6			6
BAYSHORE POINTE NURSING AND REHAB CENTER			6	100%	6
Kroger 673 - The Little Clinic Dallas		5	1	17%	6
BAYCARE ALLIANT HOSPITAL			6	100%	6
PALM BEACH DIGESTIVE ASSOCIATES			6	100%	6
MEDICAL CENTER AT OCEAN REEF		1	5	83%	6
JERSEY SHORE MEDICAL CENTER		6			6
ALVARO J DANGOND MD PA		4	2	33%	6
AMERICAN EAGLE LEESBURG AL LLC DBA VISTA LAKE			6	100%	6
TEXAS MEDCLINIC			6	100%	6
CITIZENS BAPTIST MEDICAL CENTERS LAB		5	1	17%	6
Madison Health & Rehabilitation		6			6
MARSHALL MEDICAL CENTER SOUTH LAB		5	1	17%	6
RIVERVIEW ALF OPERATOR LLC		1	5	83%	6
BROWARD TRANSITIONAL CENTER			6	100%	6
MEDEXPRESS URGENT CARE - WILKES BARRE		5	1	17%	6
LOS ALAMOS NATIONAL LABORATORY		6			6
UF HEALTH PATHOLOGY LABORATORIES			6	100%	6
ADVENT HEALTH MEDICAL GROUP		5	1	17%	6
MINUTECLINIC DIAG OF IND LLC #6840		6			6
PANCARE HEALTH - ALTHA PUBLIC			6	100%	6
CONCENTRA			6	100%	6
PELICAN LANDING		1	5	83%	6
WELLSTAR DOUGLAS HOSPITAL LABORATORY		6			6
PUTNAM HOSPITAL CENTER LABORATORY		6			6
CVS IL117OPOCT JOLIET		6			6
MEDEXPRESS URGENT CARE - PRINCETON		5	1	17%	6
CAREMOUNT MEDICAL PC		6			6
WALGREENS SARASOTA		5	1	17%	6
WAKEMED		1	5	83%	6
SIGNATURE URGENT CARE			6	100%	6
MINUTECLINIC, LLC #07876		5	1	17%	6
CVS CA9751POCT AGOURA		6			6
CVS OH3329POCT LAKEWOOD		5	1	17%	6
ST LUKES HOSPITAL LABORATORY		2	4	67%	6
DEPARTMENT OF HEALTH AND HUMAN SERVICES DIVISION OF BEHAVIORAL HEALTH		1	5	83%	6
BROOKDALE CLERMONT			6	100%	6
ATLANTIC COMMUNITY HIGH SCHOOL		5	1	17%	6
FLOW HEALTH LABORATORIES, LLC		6			6
COVID RAPID LABS		1	5	83%	6
Northwell Lab		2	4	67%	6
AMERICAN HEALTH ASSOC. LABORATORY SOUTH		4	2	33%	6
MENORAH MANOR			6	100%	6
MINUTECLINIC DIAGNOSTIC OF WISCONSIN, LLC		5	1	17%	6

# COVID-19: testing by laboratory

Data through May 18, 2021 verified as of May 19, 2021 at 09:25 AM

Data in this report are provisional and subject to change.

The numbers in the table below represent the number of Florida and non-Florida residents for whom test results were received by the Department of Health. A person can be tested by more than one laboratory and can have both positive and negative results. **Therefore, the sum of the numbers in each column will be larger than the total number of people tested.**

Reporting lab	Inconclusive	Negative	Positive	Percent positive	Total
St. Josephs Hospital		4	2	33%	6
BETHESDA COMMUNITY HEALTH CENTER			6	100%	6
DELTONA VA CBOC		5	1	17%	6
CVS MA2172POCT NORTH GRAFTON		6			6
GENESIS FAMILY PRACTICE		3	3	50%	6
RIVER CITY PRIMARY AND URGENT CARE			6	100%	6
CVS NC2771POCT CLAYTON		5	1	17%	6
FIRST COAST CARDIOVASCULAR INSTITUTE PA			6	100%	6
ELITE MD GROUP INC		2	4	67%	6
ManorCare Rehabilitation Center- Decatur		6			6
MINUTECLINIC DIAGNOSTIC OF NH, LLC (CL		5	1	17%	6
UNILAB OF DADE INC			6	100%	6
MARIANNA CBOC		6			6
LRHS Southeastern University		4	2	33%	6
MEDEXPRESS URGENT CARE - WEIRTON		6			6
THE WINDSOR OF OCALA		2	4	67%	6
ST BARNABAS HOSPITAL		6			6
Park Ridge Nursing Center		3	3	50%	6
CVS MO10053POCT SAINT PETERS		6			6
Army Residence Community		5	1	17%	6
MIAMI RESCUE MISSION CLINIC INC			6	100%	6
SARASOTA IMMEDIATE CARE			6	100%	6
MEDEXPRESS URGENT CARE SHADYSIDE		5	1	17%	6
CARNEGIE HILL PEDIATRICS LLP		5	1	17%	6
CVS OH3393POCT AURORA		5	1	17%	6
MEDEXPRESS URGENT CARE - MBURG COMMONS		5	1	17%	6
MEDNOW URGENT CARE		3	3	50%	6
CVS TX7821POCT LEAGUE CITY		6			6
WILLIAM S MIDDLETON MEMORIAL VET HOSP		6			6
NORTH FLORIDA PEDIATRICS JASPER			6	100%	6
CVS IN6572POCT INDIANAPOLIS		6			6
AARK LABORATORY		6			6
DAVISON HEALTH CENTER WESLEYAN UNIVERS		6			6
CVS IL8744POCT BROOKFIELD		6			6
MOBILE HEALTH MEDICAL SERVICES PC		6			6
CVS SC5550POCT CLOVER		5	1	17%	6
MEDEXPRESS URGENT CARE - FREDERICK		6			6
ENIGMA DIAGNOSTIC, INC.			6	100%	6
XPRESS URGENT CARE LLC		6			6
ALL4KIDZ PEDIATRICS LLC		3	3	50%	6
URGENT CARE HOUSECALLS PA		5	1	17%	6
MINUTECLINIC, DIAGNOSTIC OF TEXAS, LLC		6			6
HILLSBOROUGH COUNTY HEALTH DEPARTMENT			6	100%	6
PARADIGM LABORATORIES			6	100%	6
CVS CA9823POCT SACRAMENTO		6			6
DISCOVERY VILLAGE AT DEERWOOD			6	100%	6
BNR PHARMACY INC		6			6

# COVID-19: testing by laboratory

Data through May 18, 2021 verified as of May 19, 2021 at 09:25 AM

Data in this report are provisional and subject to change.

The numbers in the table below represent the number of Florida and non-Florida residents for whom test results were received by the Department of Health. A person can be tested by more than one laboratory and can have both positive and negative results. **Therefore, the sum of the numbers in each column will be larger than the total number of people tested.**

Reporting lab	Inconclusive	Negative	Positive	Percent positive	Total
TALLAHASSEE MEMORIAL HEALTHCARE			6	100%	6
CVS NJ2508POCT MANALAPAN		6			6
CURATIVE CARE CENTER INC		1	5	83%	6
RHEA MEDICAL CENTER		6			6
MEDEXPRESS URGENT CARE PLEASANT HILLS		5	1	17%	6
MINUTECLINIC DIAG OF IND, LLC #8645		6			6
MERCY URGENT CARE			6	100%	6
Northport VAMC		6			6
RADEAS			6	100%	6
UNIVERISTY OF MIAMI			6	100%	6
MIDDLEBURG VA CBOC		5	1	17%	6
QUICK CARE MED WALK IN AND URGENT CARE			6	100%	6
CVS OK6225POCT EDMOND		6			6
AAJ COMPUTER SERVICES, INC		6			6
FLEET LANDING			6	100%	6
MINUTECLINIC MINUTECLINIC #3665		6			6
MANORCARE HEALTH SERVICES			6	100%	6
Arbors at Marietta		6			6
Advanced Care Center			6	100%	6
OVIDO CHILDRENS HEALTH CENTER LLC		1	5	83%	6
CVS MD1515POCT LEONARDTOWN		4	2	33%	6
ST VINCENTS AMBULATORY CARE INC		3	3	50%	6
UT MEMPHIS UNIVERSITY HEALTH SERVICES			6	100%	6
DOCS URGENT CARE		1	5	83%	6
MEDEXPRESS URGENT CARE - NORTH LITTLE		5	1	17%	6
PRINCIPLE HOSPICE SERVICE, LLC		1	5	83%	6
MEDEXPRESS URGENT CARE - SUMMERSVILLE, WEBSTER RD		6			6
MERCY COLLEGE HEALTH OFFICE		6			6
MINUTECLINIC DIAGNOSTIC OF TN PC #442		4	2	33%	6
ADVANCED URGENT CARE OF MARATHON		1	5	83%	6
NORTH OKALOOSA CLINIC CORP		3	3	50%	6
FAMILY TREE PRIMARY CARE		5	1	17%	6
ASCENSION ST VINCENT'S CLAY COUNTY			6	100%	6
SANTOS REHABILITATION CENTER INC			6	100%	6
APALACHEE CENTER INC		4	2	33%	6
CENTRAL FLORIDA PRIMARY CARE			6	100%	6
MEDEXPRESS URGENT CARE PENNSVILLE		4	2	33%	6
MINUTECLINIC LLC #5041		2	4	67%	6
FLORIDA MEDICAL SPECIALISTS		2	4	67%	6
IVY ROSEN MD PLLC		6			6
ORLANDO HEALTH PHYSICIAN GROUP			6	100%	6
PIEDMONT NEWNAN HOSPITAL		5	1	17%	6
QUALITY MEDICAL CARE			6	100%	6
THE LITTLE CLINIC			6	100%	6
UW MEDICINE VIROLOGY LAB			6	100%	6
WELLMED AT FORT PIERCE		4	2	33%	6
CARL R DARNALL ARMY MEDICAL CENTER			6	100%	6

# COVID-19: testing by laboratory

Data through May 18, 2021 verified as of May 19, 2021 at 09:25 AM

Data in this report are provisional and subject to change.

The numbers in the table below represent the number of Florida and non-Florida residents for whom test results were received by the Department of Health. A person can be tested by more than one laboratory and can have both positive and negative results. **Therefore, the sum of the numbers in each column will be larger than the total number of people tested.**

Reporting lab	Inconclusive	Negative	Positive	Percent positive	Total
NIBHA MEDIRATTA MD PL			6	100%	6
BOCA VIPEDIATRICS			6	100%	6
CVS MA929POCT FRANKLIN		6			6
FLORIDA HEALTHCARE OF ORLANDO		1	5	83%	6
VALSPAR CHAMPIONSHIP		6			6
SAINT PETER'S UNIVERSITY HOSPITAL		6			6
QUATRACOR PLLC		6			6
FHPG FAMILY MEDICAL CENTER OF TAMPA BAY		1	5	83%	6
Wilkes-Barre VAMC		6			6
WELLMED AT APOLLO BEACH BLVD		4	2	33%	6
ELIAS KANAAN MD PA		6			6
CVS MA920POCT CLINTON		6			6
CVS IL5797POCT CAROL STREAM		6			6
ALLEGRO FLEMING ISLAND		1	5	83%	6
CVS MI8049POCT WATERFORD		5	1	17%	6
ADVENT HEALTH - TUSKAWILLA		4	2	33%	6
CLINICAL CARE ASSOCIATES			6	100%	6
PBSO HEALTH AND WELLNESS CENTER		1	5	83%	6
GENEVA GENERAL HOSPITAL LABORATORY		4	2	33%	6
CVS PA2688POCT COLLEGEVILLE		6			6
ADVENTHEALTH GORDON		5	1	17%	6
LUMADOC HEALTH		4	2	33%	6
MAXCARE CLINIC			6	100%	6
OCHSNER MEDICAL CENTER			6	100%	6
CVS MA1095POCT AMHERST		5	1	17%	6
HEARTLAND HOME HEALTH CARE		6			6
GUTHRIE MEDICAL GROUP LABORATORIES		6			6
MEDEXPRESS URGENT CARE - ELM GROVE		5	1	17%	6
SOUTHEASTERN DERMATOLOGY GROUP PA		5	1	17%	6
CLINICAL ASSOCIATES OF ORLANDO LLC		6			6
UNILAB		2	4	67%	6
HOLLY HILL HOME INFUSION SERVICE		5	1	17%	6
RANDOLPH COUNTY HEALTH & REHABILITATIO		6			6
FLORIDA MEDICAL CLINIC -INTERNAL MED DADE CITY			6	100%	6
Oakwood - North Baldwins Center for Living		6			6
CVS GA2279POCT SUWANEE		6			6
FLORIDA DEPARTMENT OF HEALTH SEMINOLE COUNTY		1	5	83%	6
ARLINGTON OF NAPLES		6			6
MEDEXPRESS URGENT CARE - LEDGEWOOD		5	1	17%	6
WG WINDSOR WOODS SH LLC		6			6
CHILDREN'S HOSPITAL OF PHILADELPHIA		5	1	17%	6
OURMED		5	1	17%	6
LPG COCONUT POINT - FAMILY/ INTERNAL MEDICINE		6			6
MINIUTECLINIC DIAG OF IND, LLC #6553		6			6
PALMETTO HEALTH ALLIANCE		3	3	50%	6
CAPITAL HEALTH PLAN LABORATORIES			6	100%	6
STARMED FAMILY & URGENT CARE			6	100%	6



# COVID-19: testing by laboratory

Data through May 18, 2021 verified as of May 19, 2021 at 09:25 AM

Data in this report are provisional and subject to change.

The numbers in the table below represent the number of Florida and non-Florida residents for whom test results were received by the Department of Health. A person can be tested by more than one laboratory and can have both positive and negative results. **Therefore, the sum of the numbers in each column will be larger than the total number of people tested.**

Reporting lab	Inconclusive	Negative	Positive	Percent positive	Total
PR HEALTH		1	5	83%	6
PALM HARBOR DERMATOLOGY		4	2	33%	6
PLEASANTVILLE OF SEBASTIAN LLC			6	100%	6
MED EXPRESS URGENT CARE PC - MARYLAND		5	1	17%	6
CVS NATIONAL HARBOR MD2297714CV		6			6
SUNSHINE LABORATORY LLC		6			6
MORRIS HALL/ST JOSEPH NURSING CENTER		6			6
PATHGROUP LABS, LLC		4	2	33%	6
CVS OH2486POCT NILES		4	2	33%	6
CDRX INFUSION			6	100%	6
ADERHOLT MEDICAL, LLC		6			6
ARC POINT LABS OF AUSTIN NORTH			6	100%	6
PREMIER FAMILY HEALTH PA			6	100%	6
NORTHPORT MEDICAL CENTER LAB		6			6
RURAL HEALTH CARE INC			6	100%	6
CVS MO5655POCT LIBERTY		3	3	50%	6
JOSEF SCHENKER, MD, PC		6			6
DELAWARE PUBLIC HEALTH LABORATORY		2	4	67%	6
PUBLIC HEALTH LAB		6			6
CVS NE8615POCT LINCOLN		5	1	17%	6
ELITE MEDICAL CENTER		1	5	83%	6
CAREWELL 301 - WARWICK			6	100%	6
QUENTIN N BURDICK MEMORIAL HEALTH CARE		6			6
GENTLE MEDICINE ASSOCIATES / DR. REGINE BATAILLE		6			6
BROWARD COUNTY HEALTH DEPT.			6	100%	6
REDMED OF CROSSTOWN		3	3	50%	6
MEDEXPRESS URGENT CARE - BECKLEY		4	2	33%	6
TAMPA FAMILY HEALTH CENTER		1	5	83%	6
VILLAGES HEALTH, THE		4	2	33%	6
MINUTECLINIC, LLC #07852		5	1	17%	6
TAMIAMI LAB MILLENIUM			6	100%	6
CVS AZ33POCT TEMPE		6			6
MEDEXPRESS URGENT CARE - VINELAND S MA		6			6
MIZELL MEMORIAL HOSPITAL			6	100%	6
UT SOUTHWESTERN MEDICAL CENTER			6	100%	6
FIVE TOWNS PREMIER REHABILITATION AND, THE		6			6
MEDEXPRESS URGENT CARE - CHERRY HILL		6			6
ELEVATION HEALTH LABORATORY		6			6
ANTHONY-BROWN PHARMACY		6			6
LAKEVIEW TERRACE HOME HEALTH SERVICES LLC			6	100%	6
CVS NH6596POCT HAMPTON		6			6
PROHEALTH MED		1	5	83%	6
MINUTECLINIC DIAGNOSTIC OF TEXAS, LLC #7435		4	2	33%	6
HELIX KH UC		1	5	83%	6
FLORIDA WOMAN CARE LABORATORY			6	100%	6
MCKENZIE-WILLAMETTE MEDICAL CENTER LAB		6			6
CVS TX10140POCT THE WOODLANDS		5	1	17%	6

# COVID-19: testing by laboratory

Data through May 18, 2021 verified as of May 19, 2021 at 09:25 AM

Data in this report are provisional and subject to change.

The numbers in the table below represent the number of Florida and non-Florida residents for whom test results were received by the Department of Health. A person can be tested by more than one laboratory and can have both positive and negative results. **Therefore, the sum of the numbers in each column will be larger than the total number of people tested.**

Reporting lab	Inconclusive	Negative	Positive	Percent positive	Total
MINUTECLINIC DIAGNOSTIC OF OHIO #6139		6			6
CONCENTRA - ORLANDO SOUTH II		5	1	17%	6
MEDEXPRESS URGENT CARE-PITTSFIELD		6			6
COMPUNET CLINICAL LAB			6	100%	6
RUSH UNIVERSITY MEDICAL CENTER LABORATORY			6	100%	6
LYNN UNIVERSITY INC		6			6
PENN NURSING CENTER		6			6
AMERICAN MEDICAL RESPONSE - DENVER		3	3	50%	6
GIEBEIG FAMILY MEDICINE PA			6	100%	6
WALGREENS #11378		6			6
FIFTH AVENUE PEDIATRICS		3	3	50%	6
VA OUTPATIENT PHARMACY			6	100%	6
CVS AZ5026POCT MESA		6			6
CVS TX2263POCT SAN ANTONIO		6			6
MEDEXPRESS URGENT CARE - KOKOMO		6			6
INNOVATIVE COVID-DIVERSEY			5	100%	5
AMI ST FRANCIS HOSPITAL LABORATORY		4	1	20%	5
VEIL VALLEY MEDICAL CENTER			5	100%	5
WESTMINSTER SHORES			5	100%	5
UNC HOSPITAL/MCLENDON CLINICAL LABORATORIES			5	100%	5
PORT ORANGE NURSING & REHAB			5	100%	5
SIENA COLLEGE SPORTS MEDICINE CENTER		5			5
BAPTIST HOSPITAL EMPLOYEE HEALTH OFF			5	100%	5
Brookcrest Nursing Home		5			5
MID FLORIDA HEALTH INC			5	100%	5
GOOD SAMARITAN HOSPITAL		3	2	40%	5
URGENT TEAM MANAGEMENT OF TENNESSEE, L		4	1	20%	5
Georgiana Health and Rehabilitation, LLC		5			5
NORTH SHORE HEMATOLOGY-ONCOLOGY ASSOCIATES, PC		5			5
ELITE CARE			5	100%	5
MINUTE CLINIC DIAGNOSTIC OF KANSAS PA		5			5
THE DOCTOR'S OFFICE OF WEST CALDWELL		5			5
CVS AZ10150POCT PHOENIX		4	1	20%	5
NYC PUBLIC HEALTH LABS			5	100%	5
ST JOSEPHS BEHAVIORAL HEALTH CENTER			5	100%	5
AUGUSTA HEALTH			5	100%	5
FLORIDA HOSPITAL LAKE MARY		5			5
PHOEBE SUMTER MEDICAL CENTER LABORATORY		4	1	20%	5
Wynfield Park Health and Rehabilitation		5			5
CLEVELAND CLINIC MARTIN HEALTH NURSING & RESTORATIVE		5			5
CVS PA258POCT MCKEES ROCKS		5			5
UCF STUDENT HEALTH SERVICES LABORATORY		2	3	60%	5
PATIENT FIRST - LEESBURG			5	100%	5
RUSSELL SAGE COLLEGE WELLNESS CENTER		5			5
WELL HEALTH WORKS, LLC - THE GARDEN THEATER		5			5
CHAMPLAIN VALLEY PHYSICIANS HOSPITAL		3	2	40%	5
PATIENT FIRST - ALLENTOWN			5	100%	5

# COVID-19: testing by laboratory

Data through May 18, 2021 verified as of May 19, 2021 at 09:25 AM

Data in this report are provisional and subject to change.

The numbers in the table below represent the number of Florida and non-Florida residents for whom test results were received by the Department of Health. A person can be tested by more than one laboratory and can have both positive and negative results. **Therefore, the sum of the numbers in each column will be larger than the total number of people tested.**

Reporting lab	Inconclusive	Negative	Positive	Percent positive	Total
MINUTECLINIC DIAGNOSTIC OF OHIO #5060		4	1	20%	5
GENTLE HANDS MOBILE PHLEBOTOMY			5	100%	5
MIAMI MEDICAL CONSULTANT PA			5	100%	5
NEW YORK STATE DEPARTMENT OF HEALTH			5	100%	5
DIAGNOSTECHS		4	1	20%	5
WOODHULL MEDICAL AND MENTAL HEALTH CTR		5			5
WASHINGTON STATE DEPARTMENT OF HEALTH PUBLIC HEALTH LABORATORIES			5	100%	5
BIOTECH CLINICAL LABORATORY			5	100%	5
WILLOW CREEK RETIREMENT CENTER		5			5
VIDANT MEDICAL CENTER			5	100%	5
ADVENTHEALTH MEDICAL GROUP PEDIATRICS		2	3	60%	5
MEDEXPRESS URGENT CARE, MILLCREEK		5			5
Birchaven		5			5
PHYSICIANS IMMEDIATE CARE CHICAGO			5	100%	5
Life Care Center of Estero			5	100%	5
MEDEXPRESS URGENT CARE - RUNNEMEDE		3	2	40%	5
EASTCHESTER PEDIATRIC MEDICAL GROUP		5			5
JOE DIMAGGIO CHILDREN'S HOSPITAL		1	4	80%	5
INTERNAL MEDICINE & PRIMARY CARE ASSOCIATES, PLC			5	100%	5
CVS NC7548POCT FUQUAY VARINA		4	1	20%	5
FLORIDA HEALTH CARE PLANS STIRLING CENTER			5	100%	5
LOYOLA UNIVERSITY MEDICAL CENTER LABORATORY			5	100%	5
VIBRA HEALTH LABORATORY			5	100%	5
SJH			5	100%	5
CLINICAL CARE INC			5	100%	5
MOUNT SINAI AVENTURA DIAGNOSTIC CENTER			5	100%	5
GRADY MEMORIAL HOSPITAL/MICRO			5	100%	5
MEDEXPRESS URGENT CARE - ROCKAWAY		5			5
LIFEGUARD AMBULANCE SERVICE LLC - BAY COUNTY			5	100%	5
SOUTH FLORIDA RESEARCH ORGANIZATION			5	100%	5
URGENT CARE COASTAL GA			5	100%	5
MEDEXPRESS URGENT CARE LAVALE		5			5
STEBEN COUNTY PUBLIC HEALTH		5			5
MEDEXPRESS URGENT CARE FOX CHAPEL		5			5
MEDEXPRESS URGENT CARE - BECKLEY CROSS		4	1	20%	5
MEDEXPRESS URGENT CARE-BLOOMFIELD AVEN		4	1	20%	5
IVY CREEK URGENT CARE OF ENTERPRISE			5	100%	5
CVS CA9606POCT TEMECULA		5			5
FOUNDCARE, INC			5	100%	5
FLAGLER HEALTH SERVICES INC			5	100%	5
WALGREENS# 00323		5			5
PINES HEALTH MART PHARMACY		5			5
MEMORIAL HEALTHCARE SYSTEM		1	4	80%	5
MIAMI CANCER INSTITUTE			5	100%	5
CVS NC2749POCT CONCORD		5			5
MD ANDERSON CANCER CENTER DI BAY AREA			5	100%	5
REGIONAL MEDICAL CENTER BAYONET POINT			5	100%	5

# COVID-19: testing by laboratory

Data through May 18, 2021 verified as of May 19, 2021 at 09:25 AM

Data in this report are provisional and subject to change.

The numbers in the table below represent the number of Florida and non-Florida residents for whom test results were received by the Department of Health. A person can be tested by more than one laboratory and can have both positive and negative results. **Therefore, the sum of the numbers in each column will be larger than the total number of people tested.**

Reporting lab	Inconclusive	Negative	Positive	Percent positive	Total
CVS IN7653POCT EVANSVILLE		4	1	20%	5
CFP PHYSICIANS GROUP			5	100%	5
CLINICAL LABORATORIES OF THE BUFFALO		4	1	20%	5
LAKE COUNTY DETENTION CENTER		3	2	40%	5
FARRIOR FACIAL PLASTIC SURGERY		5			5
COLUMBIA MEMORIAL HOSPITAL LABORATORY		5			5
MONTEFIORE MEDICAL CENTER LABS MONTEFIORE		4	1	20%	5
FRESENIUS KIDNEY CARE SOUTH ORLANDO			5	100%	5
BROOME COUNTY HEALTH DEPARTMENT		4	1	20%	5
MID - FLORIDA PATHOLOGY LLC		1	4	80%	5
MONTCLAIR STATE UNIV/HLTH & WELLNESS		5			5
ST JOHNS BIOMEDICAL LAB		5			5
CAREHERE LCS- EUSTIS			5	100%	5
MINUTE CLINIC DIAGNOSTIC OF VIRGINIA, LLC #6292		4	1	20%	5
MINNESOTA DEPARTMENT OF HEALTH PUBLIC HEALTH LABORATORY DIVISION	1		4	80%	5
WYOMING PUBLIC HEALTH LAB			5	100%	5
FALLSBURG CHAI		5			5
CITRUS HEALTH NETWORK INC		2	3	60%	5
TMH PHYSICIAN PARTNERS SOUTHWOOD		1	4	80%	5
CVS MN663POCT APPLE VALLEY		4	1	20%	5
MASSASHUSETTS STATE LAB INSTITUTE		2	3	60%	5
SOUTH BEND MEDICAL FOUNDATION			5	100%	5
MD NOW MEDICAL CENTER INC			5	100%	5
AMAVIDA		5			5
FINLAY		1	4	80%	5
KINGSTON RESIDENCE OF MARION		5			5
Hunterdon Medical Center Laboratory		5			5
UNIVERISTY OF MEMPHIS ATHLETIC TRAINI		5			5
COPELAND MEDICAL CLINIC		3	2	40%	5
MASSENA HOSPITAL LABORATORY		5			5
CVS NE5714POCT OMAHA		4	1	20%	5
URGENT CARE OF ERWIN		5			5
Samuel S. Stratton VAMC		5			5
CARE CENTER OF LAKE PLACID		1	4	80%	5
PRL NYC PANDEMIC RESPONSE LAB			5	100%	5
SOUTH FLORIDA FAMILY HEALTH & RESEARCH CTR			5	100%	5
JACKSON SOUTH COMMUNITY HOSPITAL LAB			5	100%	5
CVS SC2269POCT COLUMBIA		4	1	20%	5
THONOTOSASSA COMMUNITY HEALTH CENTER		1	4	80%	5
MEDEXPRESS URGENT CARE - MOUNTAIN HOME		4	1	20%	5
THE CLINIC OF PEDIATRICS & GI MEDICINE, INC			5	100%	5
FAMILY TREE DNA			5	100%	5
EAST CENTRAL FLORIDA OUT PATIENT IMAGING			5	100%	5
WELLMED AT SOUTH STUART		4	1	20%	5
CVS MA915POCT BEVERLY		3	2	40%	5
HELIX DIAGNOSTIX		2	3	60%	5
SCIENCE CARE			5	100%	5

# COVID-19: testing by laboratory

Data through May 18, 2021 verified as of May 19, 2021 at 09:25 AM

Data in this report are provisional and subject to change.

The numbers in the table below represent the number of Florida and non-Florida residents for whom test results were received by the Department of Health. A person can be tested by more than one laboratory and can have both positive and negative results. **Therefore, the sum of the numbers in each column will be larger than the total number of people tested.**

Reporting lab	Inconclusive	Negative	Positive	Percent positive	Total
MINUTECLINIC DIAG OF IND, LLC #5369		4	1	20%	5
Home Health Care Clinic		4	1	20%	5
LPG PEDIATRICS AT CAPE CORAL		5			5
MEDICAL UNIVERSITY SC HOSPITAL			5	100%	5
LIVING WATERS MEDICAL CENTER			5	100%	5
ADVENTHEALTH MEDICAL GROUP PEDIATRICS AT APOPKA		5			5
ATLANTIC SURGERY CENTER OF JACKSONVILLE BEACH		5			5
INFECTION CONTROL/ EMPHEALTH		3	2	40%	5
MEDICAL CENTER OF BLOUNTSTOWN			5	100%	5
NOVANT HEALTH UVA		2	3	60%	5
LAFAYETTE NURSING AND REHAB			5	100%	5
AKRON GENERAL MEDICAL CENTER MAIN		5			5
GULF COAST VETERANS HCS PANAMA CITY OPC		5			5
ELDER ALTERNATIVES INC		3	2	40%	5
UNIVERSITY OF CHICAGO MEDICAL CENTER LAB			5	100%	5
ENT AND ALLERGY ASSOCIATES OF FLORIDA, LLC			5	100%	5
PRECISION DIAGNOSTICS INC - NJ		5			5
CYPRESS CREEK MEDICAL CENTER			5	100%	5
Arbors at Stow		5			5
LEVY COUNTY DEPT. OF PUBLIC SAFETY		2	3	60%	5
HELIX URGENT CARE			5	100%	5
NORTHERN MICHIGAN UNIVERSITY ATHLETICS		5			5
MEDEXPRESS URGENT CARE - DANVILLE		5			5
BEACH HOUSE		5			5
OMNICARE PHARMACY OFTEXAS 1, LP DBA OMNICARE		5			5
COMMONS AT ORLANDO LUTHERAN TOWERS SNF			5	100%	5
MINUTECLINIC DIAGNOSTIC OF MICHIGAN, P		5			5
LIFEPLUS HEALTHCARE GROUP INC		5			5
CVS AZ9290POCT PHOENIX		4	1	20%	5
TANNER MEDICAL CENTER LABORATORY		4	1	20%	5
SPRINGHILL SENIOR RESIDENCE		5			5
OCCMED SOLUTIONS		2	3	60%	5
CVS MA217POCT TEWKSBURY		4	1	20%	5
CVS IL4778POCT EVANSTON		5			5
CAREMOUNT MEDICAL PC - BEDFORD URGENT		5			5
WEST PACIFIC MEDICAL LABORATORY			5	100%	5
ADVENTHEALTH MEDICAL GROUP COMMUNITY MEDICINE		4	1	20%	5
SOUTHEAST GEORGIA PHYSICIAN ASSOCIATES		4	1	20%	5
REELFOOT FAMILY WALK IN CLINIC		4	1	20%	5
APOLLO GARDENS RETIREMENT RESIDENCE CARE		5			5
WATERTOWN URGENT CARE PLLC		5			5
STVHCS - Dental Outpatient Clinic		5			5
BAYSHORE LABORATORY		4	1	20%	5
REHABILITATION CENTER AT JUPITER GARDENS		5			5
CVS NH1004POCT SALEM		4	1	20%	5
MINUTECLINIC LLC #3351			5	100%	5
WHITE WILSON MEDICAL CENTER - FWB		1	4	80%	5



# COVID-19: testing by laboratory

Data through May 18, 2021 verified as of May 19, 2021 at 09:25 AM

Data in this report are provisional and subject to change.

The numbers in the table below represent the number of Florida and non-Florida residents for whom test results were received by the Department of Health. A person can be tested by more than one laboratory and can have both positive and negative results. **Therefore, the sum of the numbers in each column will be larger than the total number of people tested.**

Reporting lab	Inconclusive	Negative	Positive	Percent positive	Total
OPTUMCARE FLORIDA, LLC		3	2	40%	5
ADVANCED HEART CARE OF SOUTH FLORIDA		5			5
FRANCES WARDE MEDICAL LABORATORY		2	3	60%	5
MINUTECLINIC DIAGNOSTIC PA #3344		5			5
CAPE COD HOSPITAL			5	100%	5
MINUTECLINIC DIAGNOSTIC MED GRP OF ORA		4	1	20%	5
THE DOCTORS CENTER HEALTHCARE-SOUTHSIDE		1	4	80%	5
MEDEXPRESS URGENT CARE HUNTINGTON		5			5
VA PRIMARY CARE ANNEX			5	100%	5
FELICIDAD MEDICAL CENTER INC			5	100%	5
VA SALT LAKE CITY HCS		5			5
BAPTIST HEALTH - TOWN CENTER			5	100%	5
CVS CA9858POCT SANTA CLARITA		4	1	20%	5
LabCorp of America			5	100%	5
ST LUCIE COUNTY HEALTH DEPARTMENT		4	1	20%	5
MEDEXPRESS URGENT CARE - SOUTH PARKERSBURG		5			5
COOPER HOSPITAL/UNIVERSITY MEDICAL		5			5
MINUTECLINIC, LLC #7139		5			5
Kroger 099 - The Little Clinic Fort Collins		5			5
CVS NV408817POCT LAS VEGAS		1	4	80%	5
MEDEXPRESS URGENT CARE- ALLISON PARK		3	2	40%	5
ADVANCED PEDIATRICS OF BOCA LLC			5	100%	5
NORTH DADE NURSING AND REHABILITATION CENTER			5	100%	5
EAST BANK HOSPITAL - UNIVERSITY OF MINNESOTA MEDICAL CENTER			5	100%	5
MEDEXPRESS URGENT CARE - WEST ST PAUL, ROBERT ST S		4	1	20%	5
Kroger 449 - The Little Clinic Mountain Park		4	1	20%	5
INDIAN RIVER PRIMARY CARE PA		5			5
CULLMAN REGIONAL MEDICAL CENTER		3	2	40%	5
MEDEXPRESS URGENT CARE MARTINSBURG		3	2	40%	5
MINUTECLINIC DIAG OF IND, LLC #6483		3	2	40%	5
MEDEXPRESS URGENT CARE - WALDORF, CRAIN HWY		5			5
XRL SXF REF LAB		5			5
WOMACK ARMY MEDICAL CENTER			5	100%	5
PIEDMONT HOSPITAL LAB			5	100%	5
NATURE COAST PRIMARY CARE LAB LLC		1	4	80%	5
PHYSICIANS QUALITY CARE			5	100%	5
FLORIDA CLINICAL LABORATORY - BIOREFERENCE LABORATORIES		2	3	60%	5
SMOKY MOUNTAIN URGENT CARE AND FAMILY MEDICINE CENTER			5	100%	5
SKYLINE UROLOGY		5			5
SUTTER TRACY COMMUNITY HOSPITAL			5	100%	5
MEDEXPRESS - NEW CASTLE, DUPONT HWY		4	1	20%	5
Oceanside Health & Rehabilitation Center		5			5
RELIANT IMMUNE DIAGNOSTICS			5	100%	5
FASTCARE LLC			5	100%	5
LABS PLUS LLC		5			5
JOHN T MACKAY MD			5	100%	5
MINUTECLINIC DIAGNOSTIC OF OHIO #6192		5			5

# COVID-19: testing by laboratory

Data through May 18, 2021 verified as of May 19, 2021 at 09:25 AM

Data in this report are provisional and subject to change.

The numbers in the table below represent the number of Florida and non-Florida residents for whom test results were received by the Department of Health. A person can be tested by more than one laboratory and can have both positive and negative results. **Therefore, the sum of the numbers in each column will be larger than the total number of people tested.**

Reporting lab	Inconclusive	Negative	Positive	Percent positive	Total
BOND & STEELE CLINIC PA D/B/A BOND CLINIC PA		5			5
PEDIATRIC URGENT HEALTH CARE			5	100%	5
ALLIANCE FOR MULTISPECIALTY RESEARCH		5			5
L3HARRIS FAMILY MEDICAL CENTER		1	4	80%	5
LABCORP UNSPECIFIED		5			5
WINCHESTER MEDICAL CENTER			5	100%	5
KETTERING HEALTH			5	100%	5
Walker BaptistMedCtr		4	1	20%	5
PINECREST PEDIATRICS GROUP LLC			5	100%	5
MINUTECLINIC DIAGNOSTIC MED GRP OF SAN		4	1	20%	5
METHODIST HEALTHCARE UNIVERSITY HOSPIT		5			5
COVENANT COLLEGE HEALTH SERVICES		5			5
PATIENT FIRST			5	100%	5
CVS TX5877POCT PEARLAND		5			5
TANNER MEDICAL CENTER EAST AL		5			5
DAVENPORT PEDIATRICS PA		1	4	80%	5
URGENT MED INC		3	2	40%	5
ALPHADERA LABS, LLC			5	100%	5
SAFETY HARBOR SENIOR LIVING			5	100%	5
UNIVERSITY OF MIAMI / SCCC RESEARCH LABORATORY			5	100%	5
Rio Pinar Health Care			5	100%	5
HAWTHORNE HEALTH AND REHABILITATION			5	100%	5
AEL KNOXVILLE			5	100%	5
WILSON PEDIATRICS			5	100%	5
CELERION			5	100%	5
PRECISION LABS LLC		2	3	60%	5
BUEN PASTOR MEDICAL CENTER, INC			5	100%	5
CVS MINUTE CLINIC DIAGNOSTIC MED GRP		5			5
MORGAN STANLEY HEALTH CENTER		5			5
CARENOW URGENT CARE - WINTER SPRINGS		4	1	20%	5
FORSYTH HOUSE			5	100%	5
LAKEVIEW HEALTHCARE SYSTEM LLC			5	100%	5
BRIGHAM AND WOMEN'S HOSPITAL		1	4	80%	5
IPSUM DIAGNOSTICS LLC		5			5
NORTHWOOD UNIVERSITY-BENNETT SPORTS CENTER		5			5
MONROE COUNTY DEPT OF PUBLIC HEALTH ST		5			5
BROOKDALE NEW PORT RICHEY			5	100%	5
Hillspring of Springboro		5			5
JUPITER ISLAND MEDICAL CLINIC INC		5			5
THE UNIVERSITY OF VERMONT MEDICAL CENTER		4	1	20%	5
NAVAL MEDICAL CENTER			5	100%	5
Rosedale Green		5			5
Crowne Health Care of Montgomery		5			5
PHYSICIANS IMMEDIATE CARE ELGIN			5	100%	5
MINUTECLINIC DIAGNOSTIC OF PENNSYLVANIA, LLD #1545		5			5
OLEAN GENERAL HOSPITAL		5			5
RAS MEDICAL SOLUTIONS, LLC		4	1	20%	5

# COVID-19: testing by laboratory

Data through May 18, 2021 verified as of May 19, 2021 at 09:25 AM

Data in this report are provisional and subject to change.

The numbers in the table below represent the number of Florida and non-Florida residents for whom test results were received by the Department of Health. A person can be tested by more than one laboratory and can have both positive and negative results. **Therefore, the sum of the numbers in each column will be larger than the total number of people tested.**

Reporting lab	Inconclusive	Negative	Positive	Percent positive	Total
CVS PA1657POCT YORK		4	1	20%	5
KEYSTONE REHABILITATION AND HEALTH CENTER		1	4	80%	5
MEDEXPRESS URGENT CARE- COLUMBIA HEIGH		5			5
RURAL/METRO MIDSOUTH,		5			5
CLINICAL PATHOLOGY LABORATORIES			5	100%	5
MINUTECLINIC DIAGNOSTIC OF PA LLC		5			5
DICKSON MEDICAL ASSOCIATES PC PATH LAB		4	1	20%	5
AHC Decatur County		5			5
SEASIDE MANOR			5	100%	5
HEALTHCARE NETWORK OF SOUTHWEST FLORIDA			5	100%	5
JOSEPH SCHENKER MD PC		5			5
THE RETREAT AT PORT ORANGE			5	100%	5
DEPARTMENT OF PATHOLOGY ROME MEMORIAL		3	2	40%	5
WASHINGTON COLLEGE HEALTH SERVICES		5			5
CVS IL8753POCT CHICAGO		5			5
MARION COUNTY FIRE RESCUE		3	2	40%	5
VA Ann Arbor HCS		4	1	20%	5
BOROPARK URGENT CARE		4	1	20%	5
INVERNESS FAMILY CARE HIGH RISK PLLC			5	100%	5
PEDIATRICS OF ALTAMONTE		5			5
ARKANSAS DEPARTMENT OF HEALTH			5	100%	5
FRESENIUS MEDICAL CARE			5	100%	5
CVS IN6757POCT COLUMBUS		5			5
HUNT CLUB MEDICAL CARE			5	100%	5
PREMIER MEDICAL LABORATORY	1	2	2	40%	5
MINUTECLINIC DIAGNOSTIC OF PENNSYLVAN		4	1	20%	5
PEDIATRICS OF CENTRAL FLORIDA – POINCIANA		3	2	40%	5
PREMIER PEDIATRICS		1	4	80%	5
CVS IL7017POCT BLOOMINGTON		5			5
CULLMAN REGIONAL URGENT CARE		4	1	20%	5
CVS SC1540POCT MYRTLE BEACH		4	1	20%	5
MEDEXPRESS URGENT CARE - BRIDGEVILLE		5			5
FLORIDA DEPARTMENT OF HEALTH - INVERNESS		3	2	40%	5
EXCEL URGENT CARE OF NJ, LLC		3	2	40%	5
BLUETAIL MEDICAL GROUP, LLC		4	1	20%	5
PREMIER MEDICAL CLINIC		3	2	40%	5
FLORIDA PRIMARY & SPECIALTY CARE		5			5
IMMERSION RESIDENTIAL LLC			5	100%	5
ATLANTA PLUS URGENT CARE			5	100%	5
QUEST DIAGNOSTICS PSC		1	4	80%	5
PM PEDIATRICS OF SELDEN		3	2	40%	5
AHF PUBLIC HEALTH LABORATORY			5	100%	5
CARENOW URGENT CARE - CENTRAL AUSTIN		1	4	80%	5
CVS OH6149POCT UPPER ARLINGTON		2	3	60%	5
FLORIDA PRIMARY CARE AND SPORTS MEDICINE INC		2	3	60%	5
EGL GENETICS DIAGNOSTICS			5	100%	5
LAKE MARY HEALTH AND REHABILITATION CENTER		1	4	80%	5

# COVID-19: testing by laboratory

Data through May 18, 2021 verified as of May 19, 2021 at 09:25 AM

Data in this report are provisional and subject to change.

The numbers in the table below represent the number of Florida and non-Florida residents for whom test results were received by the Department of Health. A person can be tested by more than one laboratory and can have both positive and negative results. **Therefore, the sum of the numbers in each column will be larger than the total number of people tested.**

Reporting lab	Inconclusive	Negative	Positive	Percent positive	Total
MEDEXPRESS URGENT CARE-VINLAND SOUTH		4	1	20%	5
QUINTON MEMORIAL HEALTH CARE CENTER		5			5
BUCKINGHAM PLACE ALF		4			4
UF HEALTH PATHOLOGY LABORATORIES			4	100%	4
CVS MN6811POCT PLYMOUTH		4			4
PREMIER PEDIATRICS LLC			4	100%	4
CAPTAIN JAMES A. LOVELL FEDERAL HEALTHCARE CENTER			4	100%	4
MINNESOTA DEPARTMENT OF HEALTH LABORATORY	1		3	75%	4
CAREWELL 202			4	100%	4
ACHN CLINIC			4	100%	4
Kroger 124 - The Little Clinic University		3	1	25%	4
LIFE CARE HOME HEALTH SERVICES LLC		1	3	75%	4
BELLIN HEALTH LAB		1	3	75%	4
MEDEXPRESS URGENT CARE-CHIPPEWA		3	1	25%	4
VA Boston HCS-West Roxbury Division		3	1	25%	4
SOUTH BAY CORRECTIONAL FACILITY			4	100%	4
CVS NV8784POCT LAS VEGAS		3	1	25%	4
MEDEXPRESS URGENT CARE - MARKHAM STREE		3	1	25%	4
PM PEDIATRICS OF SELDEN PLLC		4			4
TARPON SPRINGS PEDIATRICS, LLC			4	100%	4
CVS CA9803POCT RIVERSIDE		4			4
LATCHER LABORATORY OF A O FOX MEMORIAL		2	2	50%	4
NHC HealthCare, Cookeville		4			4
GENUS DIAGNOSTICS			4	100%	4
ADMERA HEALTH			4	100%	4
WELLSTREET - PONCE DE LEON		4			4
FHPG TAMPA PRIMARY CARE			4	100%	4
BETTERMED URGENT CARE			4	100%	4
CVS MA654POCT ACTON		4			4
ELITE PRIMARY CARE OF WAYCROSS		1	3	75%	4
PROMPT CARE OF CENTRAL FLORIDA LLC		1	3	75%	4
UNIVERSITY OF WASHINGTON MEDICAL CENTER (UWMC) EMERGENCY DEPT.			4	100%	4
PILGRIM PHARMACY INC		4			4
ASCENDI HOME HEALTH AGENCY INC			4	100%	4
LIVINGSTON COUNTY DEPT OF HEALTH REPRO			4	100%	4
PLAINVIEW PRIMARY CARE		4			4
CVS MO4850POCT SPRINGFIELD		4			4
ST JOHN'S RIVERSIDE HOSPITAL		3	1	25%	4
SunTerrace Health Care Center		3	1	25%	4
KENTUCKY CABINET FOR HEALTH AND FAMILY SERVICES			4	100%	4
DEACONESS HOSPITAL			4	100%	4
FAMILY MEDICINE AT WATERMAN		4			4
LEON MEDICAL CENTERS, LLC			4	100%	4
MEDEXPRESS URGENT CARE-ARLINGTON		3	1	25%	4
LB Broen Home		4			4
UNIVERSITY OF MICHIGAN		2	2	50%	4
CENTRAL FLORIDA INTERNAL OCCUPATIONAL AND		4			4

# COVID-19: testing by laboratory

Data through May 18, 2021 verified as of May 19, 2021 at 09:25 AM

Data in this report are provisional and subject to change.

The numbers in the table below represent the number of Florida and non-Florida residents for whom test results were received by the Department of Health. A person can be tested by more than one laboratory and can have both positive and negative results. **Therefore, the sum of the numbers in each column will be larger than the total number of people tested.**

Reporting lab	Inconclusive	Negative	Positive	Percent positive	Total
SIGNATURE CARE MONTROSE		2	2	50%	4
MPG JACKSONVILLE ATLANTIC BLVD		1	3	75%	4
Kennedy University Hospital -Wash Twp L		4			4
AURORA BAYCARE UROLOGY			4	100%	4
Willowbrooke Court at Country House		4			4
MERCY HOSPITAL			4	100%	4
UVA HEALTH SYSTEM MEDICAL LABORATORIES			4	100%	4
CVS OH4301POCT NORTHFIELD		4			4
LAKE FOREST PARK OP CO LLC		4			4
HEALTHQUEST, INC		3	1	25%	4
CVS CA9145POCT SANTEE		3	1	25%	4
NEXT BIO RESEARCH SERVICES, LLC		1	3	75%	4
MEMORIAL HEALTH CARE SYSTEMS			4	100%	4
CONSULATE HEATH CARE AT WEST ALTAMONTE			4	100%	4
DEPARTMENT OF HEALTH AND HUMAN SERVICES		2	2	50%	4
WAKE FOREST MEDICAL CENTER LABORATORY			4	100%	4
MEDICAL CENTER ENTERPRISE			4	100%	4
SUMMERFORD NURSING HOME, INC.		4			4
LEESBURG REGIONAL MEDICAL CENTER URGENT CARE			4	100%	4
ManorCare Health Services Camp Hill		4			4
CHILDREN'S HEALTHCARE OF ATLANTA AT EG		4			4
OPTUM OF RED ROAD		4			4
SIMEDHEALTH, LLC		2	2	50%	4
MEDEXPRESS URGENT CARE - FORT SMITH		4			4
MEDEXPRESS URGENT CARE - LITTLE ROCK		3	1	25%	4
CVS AZ7841POCT TUCSON		4			4
REHABILITATION CENTER OF WINTER PARK,THE			4	100%	4
FLORIDA HEART AND VASCULAR			4	100%	4
AFC URGENT CARE GUNBARREL			4	100%	4
PRIMECARE		2	2	50%	4
ORANGE COUNTY HEALTH DEPARTMENT		2	2	50%	4
PALM BEACH CANCER INSTITUTE			4	100%	4
MEDEXPRESS URGENT CARE - WICHITA, S SENECA ST		2	2	50%	4
Lakeview Village		4			4
PM PEDIATRICS OF BAYSIDE, PLLC - MANHASSET		4			4
NEMOURS CHILDREN'S URGENT CARE LAKE NONA			4	100%	4
AHC of Mckenzie		4			4
POINTE MEDICAL SERVICES INC		2	2	50%	4
Crowne Health Care of Greenville		4			4
FLORIDA MEDICAL CENTER		1	3	75%	4
SOUTHLAND SUITES OF LAKELAND			4	100%	4
TAVARES VA COMMUNITY OUTPATIENT CLINIC		4			4
DEPARTMENT OF HEALTH/ NEW YORK			4	100%	4
MEDEXPRESS URGENT CARE - WESTFIELD, E MAIN ST		3	1	25%	4
LUVERNE HEALTH AND REHABILITATION		4			4
SONIC REFERENCE LABORATORY			4	100%	4
Metro West Nursing and Rehab			4	100%	4



# COVID-19: testing by laboratory

Data through May 18, 2021 verified as of May 19, 2021 at 09:25 AM

Data in this report are provisional and subject to change.

The numbers in the table below represent the number of Florida and non-Florida residents for whom test results were received by the Department of Health. A person can be tested by more than one laboratory and can have both positive and negative results. **Therefore, the sum of the numbers in each column will be larger than the total number of people tested.**

Reporting lab	Inconclusive	Negative	Positive	Percent positive	Total
GET WELL EXPRESS URGENT CARE & WALK-IN CLINIC			4	100%	4
PARKWAY DRUGS OF ONEIDA COUNTY NORTH I		3	1	25%	4
ANY LAB TEST FAST CORP		3	1	25%	4
Kroger 752 - The Little Clinic Central Station		3	1	25%	4
GILCHRIST COUNTY HEALTH DEPT			4	100%	4
SPRINGHILL MEMORIAL HOSPITAL		4			4
WHITE EARTH IHS MAIN LAB		4			4
COVENIENT CARE MEDICAL CLINIC			4	100%	4
MD NOW URGENT CARE - DELRAY WEST			4	100%	4
REMEDY URGENT CLINIC		2	2	50%	4
URGENT CARE - OCONEE		2	2	50%	4
REFUGE A HEALING PLACE, THE			4	100%	4
MEDEXPRESS URGENT CARE, LANCASTER WEST		2	2	50%	4
NHC HealthCare, Pulaski		4			4
University Plaza Rehabilitation and Nursing			4	100%	4
MAILBOX DIAGNOSTICS		2	2	50%	4
SIGNATURE CARE EMERGENCY CENTER		2	2	50%	4
SHARP MEMORIAL HOSPITAL MICROBIOLOGY DEPT			4	100%	4
Heartland of Boynton Beach			4	100%	4
JERSEY IRISH MEDICAL (DBA AFC URGENT C		3	1	25%	4
UMMC MIDTOWN CAMPUS			4	100%	4
CVS NJ1927POCT GREEN BROOK		4			4
HAMPTON ALF AT 24TH ROAD LLC			4	100%	4
REGIONAL MEDICAL LAB			4	100%	4
OLYMPUS HEALTH AND PERFORMANCE			4	100%	4
EMERALD TRACE		4			4
BARRANCO CLINIC PA, THE	1	3			4
State Lab Unspecifd			4	100%	4
IMA MEDICAL CENTER OF OVIEDO			4	100%	4
BAPTIST HOSPITAL NURSING/PATIENT CARE			4	100%	4
FCHC (OB)-DARWIN SQUARE CTR.			4	100%	4
ASPEN VALLEY HOSPITAL			4	100%	4
LOUISIANA DEPT. OF HEALTH AND HOSPITALS-INFECTIOUS DISEASE EPI SECTION			4	100%	4
OHIO CVS STORES		3	1	25%	4
CLINICAL CARE CENTER, INC			4	100%	4
SINAI PLAZA NURSING AND REHAB CENTER			4	100%	4
INDUSTRY LAB DIAGNOSTIC PARTNERS			4	100%	4
FLORIDA HEALTHCARE PLAN			4	100%	4
MEDRITE MEDICAL CARE PC		4			4
COVID PROCESSING SITE			4	100%	4
JUPITER INTERNAL MEDICINE AND ASSOCIATES			4	100%	4
FHCP - ORMOND BEACH			4	100%	4
CALLE OCHO DIALYSIS			4	100%	4
Waycross Health and Rehabilitation		4			4
EDITH NOURSE ROGERS MEMORIAL VAMC		4			4
CVS IN6605POCT INDIANAPOLIS		3	1	25%	4
CENTERPLACE HEALTH, INC			4	100%	4

# COVID-19: testing by laboratory

Data through May 18, 2021 verified as of May 19, 2021 at 09:25 AM

Data in this report are provisional and subject to change.

The numbers in the table below represent the number of Florida and non-Florida residents for whom test results were received by the Department of Health. A person can be tested by more than one laboratory and can have both positive and negative results. **Therefore, the sum of the numbers in each column will be larger than the total number of people tested.**

Reporting lab	Inconclusive	Negative	Positive	Percent positive	Total
PHYSICIANS IMMEDIATE CARE AURORA			4	100%	4
DERMATOLOGY SPECIALISTS OF FL - DR. JON WARD			4	100%	4
ELEVATION DIAGNOSTICS		4			4
INDIAN RIVER SHERIFF OFFICE		4			4
BAYLOR ESOTERIC AND MOLECULAR LAB			4	100%	4
AIREVAC INTERNATIONAL		4			4
1ST CHOICE URGENT CARE CENTER LLC		3	1	25%	4
ARCPOINT LABS OF ALTAMONTE SPRINGS		2	2	50%	4
WALGREENS #04311		4			4
FLORIDA HOSPITAL LABORATORIES		4			4
HACKENSACK MERIDIAN URGENT CARE, PC		4			4
Kroger 339 - The Little Clinic Highlands - Bardstown Road		4			4
PENINSULA REGIONAL MED CTR LAB			4	100%	4
LAHEY CLINIC MEDICAL CENTER			4	100%	4
Biopharmaceutics Laboratory Section		4			4
MEDAC AT PORTERS NECK			4	100%	4
FLORIDA CANCER SPECIALISTS AND RESEARCH		2	2	50%	4
MEDEXPRESS URGENT CARE - SOMERSET TOWNSHIP		4			4
Overton Brooks VAMC		4			4
TMH REHABILITATION CENTER		4			4
ELIZABETH CITY HEALTH & REHABILITATION		4			4
MOBIL LAB FOR ALL INC		4			4
NOT GIVEN		1	3	75%	4
STONE CLINICAL LABORATORIES OF FL LLC		4			4
MC DIAGNOSTIC OF CONNECTICUT, PC #252		3	1	25%	4
ACCESS 365 URGENT CARE LLC		2	2	50%	4
ST PETE DIRECT PRIMARY CARE		2	2	50%	4
MINUTECLINIC DIAG OF IND, LLC #6908		4			4
ARCPOINT LABS OF FORT LAUDERDALE, FL CENTRAL		1	3	75%	4
SOMA MEDICAL CENTER PA #3 PALOMINO			4	100%	4
JFK INTERNAL MEDICINE FACULTY PRACTICE		2	2	50%	4
RAJ K PAI MD PA			4	100%	4
AIRPORT CLINIC			4	100%	4
CVS TX7156POCT RICHARDSON		4			4
Kroger 895 - The Little Clinic Green Hills		4			4
SANFORD SOUTH UNIVERSITY		4			4
EXTENDICARE HEALTH & REHAB CENTER		4			4
DOUGLASVILLE NURSING AND REHABILITATIO		4			4
OCEAN MEDICAL CENTER		3	1	25%	4
CVS PA4000POCT INDIANA		4			4
CROSSROADS URGENT CARE PLLC		4			4
EXPRESS TESTING-ONE			4	100%	4
MEDEXPRESS URGENT CARE, FAIRMONT		4			4
HELIX BIOMEDICS LLC			4	100%	4
COVANCE CLS			4	100%	4
HCR ManorCare Greentree		4			4
MINUTECLIINIC DIAGNOSTIC OF NORTH CARO		4			4

# COVID-19: testing by laboratory

Data through May 18, 2021 verified as of May 19, 2021 at 09:25 AM

Data in this report are provisional and subject to change.

The numbers in the table below represent the number of Florida and non-Florida residents for whom test results were received by the Department of Health. A person can be tested by more than one laboratory and can have both positive and negative results. **Therefore, the sum of the numbers in each column will be larger than the total number of people tested.**

Reporting lab	Inconclusive	Negative	Positive	Percent positive	Total
Kroger 125 - The Little Clinic Castle Rock		3	1	25%	4
HAVEN CUSTEAD CARE CENTER		1	3	75%	4
BEAUFORT MEMORIAL			4	100%	4
THE OASIS ALF		4			4
Mill Valley Care Center		4			4
MONTANA DEPARTMENT OF PUBLIC HEALTH & HUMAN SERVICES			4	100%	4
BETHPAGE EXTENDED HOURS CENTER		4			4
MEDEXPRESS URGENT CARE - CINNAMINSON		3	1	25%	4
CVS CA8872POCT ALISO VIEJO		4			4
DEBORAH HEART AND LUNG CENTER		4			4
FAMILY MEDICINE AT WINTER PARK			4	100%	4
CRESTAR LABS		2	2	50%	4
MARK HOANG MD PA			4	100%	4
HOME DOCS		2	2	50%	4
ADVENTHEALTH MEDICAL GROUP ADULT AND SENIOR HEALTH		1	3	75%	4
CVS MO8555POCT KANSAS CITY		4			4
Calusa Harbour			4	100%	4
IMIC INC RESEARCH			4	100%	4
INTRACOASTAL LABS INC		4			4
TRUE HEALTH- HOFFNER		3	1	25%	4
PANCARE HEALTH YOUNGSTOWN			4	100%	4
HARBORCHASE OF VILLAGES CROSSING			4	100%	4
GASTROENTEROLOGY ASSOC OF PENSACOLA, PA		2	2	50%	4
WELLSTREET BUCKHEAD SOUTH		3	1	25%	4
CVS MA2297677CV BOSTON		4			4
MICHIGAN HEALTH CLINIC LABORATORIES		3	1	25%	4
CVS TN7144POCT BARTLETT		4			4
Medilodge of Alpena		4			4
CVS CA9492POCT YORBA LINDA		4			4
Glenis Dr VA Outpatient Clinic		3	1	25%	4
MEDEXPRESS URGENT CARE - HACKETTSTOWN		3	1	25%	4
CAPE REGIONAL URGENT CARE		4			4
Smoky Mountain Nursing and Rehabilitation Center		4			4
MIDDLETON PEDIATRICS			4	100%	4
MAURY REGIONAL MEDICAL CENTER		4			4
GREEN BAY BLIZZARD OFFICE		4			4
WESLEY CHAPEL INTERNAL MEDICINE AND PEDIATRICS			4	100%	4
CVS MA2125POCT NATICK		3	1	25%	4
IMA MEDICAL CENTER OF WEST TAMPA		2	2	50%	4
Kroger 186 - The Little Clinic Holiday Manor		3	1	25%	4
LIFEHOPE LABS			4	100%	4
CVS MI8091POCT FRASER		3	1	25%	4
BASCOM PALMER EYE INSTITUTE			4	100%	4
W.G. (Bill) Hefner VAMC		4			4
DTR LABS		3	1	25%	4
FLORENCE - HUNTSVILLE HOSPITAL URGENT CARE		3	1	25%	4
MEDFIRST URGENT CARE			4	100%	4

# COVID-19: testing by laboratory

Data through May 18, 2021 verified as of May 19, 2021 at 09:25 AM

Data in this report are provisional and subject to change.

The numbers in the table below represent the number of Florida and non-Florida residents for whom test results were received by the Department of Health. A person can be tested by more than one laboratory and can have both positive and negative results. **Therefore, the sum of the numbers in each column will be larger than the total number of people tested.**

Reporting lab	Inconclusive	Negative	Positive	Percent positive	Total
ACCESS RECOVERY SOLUTIONS LLC			4	100%	4
SOUTH MIAMI HOSPITAL		1	3	75%	4
SCRIPPS CLINIC MEDICAL			4	100%	4
H/L of WEst AShley Rhabilitation and Nursing Center		4			4
CVS MA1006POCT BROCKTON		4			4
STEAMBOAT EMERGENCY CENTER			4	100%	4
CHILDREN'S MEDICAL GROUP		4			4
FAMILY MEDICAL CLINIC HOMESTEAD, LLC			4	100%	4
FLORIDA DEPARTMENT OF HEALTH (FDOH)		2	2	50%	4
GERALD CHAMPION REGIONAL MEDICAL CENTE		4			4
CVS OH2381POCT LEWIS CENTER		4			4
MEDHELP PELHAM		4			4
HEALTH EXPRESS URGENT CARE		2	2	50%	4
AFTER HOURS PEDS			4	100%	4
MAYO CLINIC BEACHES PRIMARY CARE CTR		3	1	25%	4
FLORIDA HOSPITAL ALTAMONTE		2	2	50%	4
CVS OH4300POCT STRONGSVILLE		4			4
VITAL CARE URGENT CARE			4	100%	4
CVS OH6164POCT DELAWARE		4			4
PANCARE HEALTH - PONCE DE LEON			4	100%	4
MOBILE URGENT CARE			4	100%	4
AFFINITY URGENT CARE			4	100%	4
OPP HEALTH AND REHABILITATION		4			4
WE CARE - CARNIVAL CRUISELINE		4			4
NAVAL HOSPITAL CAMP PENDLETON			4	100%	4
COMMUNITY PHYSICIANS OF NORTH PORT PA			4	100%	4
BAPTIST HEALTH MEDICAL CENTER			4	100%	4
COMMUNITY HEALTH CENTERS INC			4	100%	4
CVS CT288POCT BRISTOL		3	1	25%	4
INTERMOUNTAIN HEALTHCARE CENTRAL LABORATORY			4	100%	4
RIVER CITY MEDICAL ASSOCIATES INC			4	100%	4
TOTAL RENAL LAB		3	1	25%	4
Orchid Cove at Naples			4	100%	4
WELLSTAR PAULDING HOSPITAL		4			4
MEDEXPRESS URGENT CARE - WEXFORD		4			4
CVS IL2297144CV CHICAGO		4			4
SOFTCELL L-FORM LABORATORIES, LLC		1	3	75%	4
PATHOLOGY REFERENCE LAB LLC			4	100%	4
CARE ONE PRIMARY CARE			4	100%	4
CVS MA969POCT PALMER		4			4
HALIFAX HEALTH CARE FOR WOMEN		3	1	25%	4
CVS TX1057POCT SAN ANTONIO		3	1	25%	4
Millennium Nursing & Rehab Center		4			4
CVS TX5807POCT PEARLAND		4			4
LABQ CLINICAL DIAGNOSTICS		4			4
STANFORD HEALTH CARE ANATOMIC PATHOLOGY & CLINICAL LAB			4	100%	4
MIAMI COMMUNITY HEALTH CENTER INC		1	3	75%	4

# COVID-19: testing by laboratory

Data through May 18, 2021 verified as of May 19, 2021 at 09:25 AM

Data in this report are provisional and subject to change.

The numbers in the table below represent the number of Florida and non-Florida residents for whom test results were received by the Department of Health. A person can be tested by more than one laboratory and can have both positive and negative results. **Therefore, the sum of the numbers in each column will be larger than the total number of people tested.**

Reporting lab	Inconclusive	Negative	Positive	Percent positive	Total
HAMILTON MEDICAL CENTER LABORATORY		2	2	50%	4
UAB URGENT CARE CLINIC			4	100%	4
HAWAII DEPARTMENT OF HEALTH			4	100%	4
ADVENTHEALTH NEW SMYRNA BEACH COMMUNITY HEALTH			4	100%	4
JOHNNIE RUTH CLARKE LAB			4	100%	4
SOUTHWESTERN REGIONAL MEDICAL CENTER - TULSA	4				4
CARENOW-LEBANON		2	2	50%	4
BETHPAGE MEDICAL PLLC	4				4
SOUTH FLORIDA URGENT CARE CENTERS, LLC			4	100%	4
PRESBYTERIAN FAMILY HEALTHCARE-KASEMAN	4				4
BRANDON REGIONAL EMERGENCY CTR			4	100%	4
MINUTECLINIC DIAGNOSTIC OF VIRGINIA, LLC #392	4				4
FISHERMEN'S HOSPITAL			4	100%	4
BARTON MEMORIAL HOSPITAL		3	1	25%	4
CORIZON HEALTH INC			4	100%	4
ASCENSION ST VINCENT'S MEDICAL CENTER		3	1	25%	4
WINDER NURSING INC DBA WINDER HEALTH CARE		4			4
Oak Creek Terrace		4			4
GUTHRIE MEDICAL GROUP - CORNING		3	1	25%	4
BETHESDA HOSPITAL WEST BLOOD GAS LAB			4	100%	4
RML PHARMACY PC		4			4
MARSHFIELD LABORATORIES			4	100%	4
CARE ATC ARLINGTON CENTRAL PARK		4			4
CARTERSVILLE MEDICAL CENTER		1	3	75%	4
BRENTWOOD SENIOR LIVING AT ST PETE			4	100%	4
ACCENT PHYSICIAN SPECIALISTS PA		4			4
HARBOUR ISLAND PEDIATRICS LLC			4	100%	4
MEDEXPRESS URGENT CARE CHICOPEE		3	1	25%	4
WALGREENS #07034		4			4
CONSOLIDATED LABORATORY SERVICES			4	100%	4
UNION CITY MANOR NURSING CENTER		4			4
MEDEXPRESS URGENT CARE - HADLEY		4			4
DR. G'S URGENT CARE			4	100%	4
FLORIDA HOSPITAL PHYSICIANS GROUP		1	3	75%	4
MEDICINE SHOPPE #1306 THE		3	1	25%	4
ENGLE CENTER FOR HEALTH SERVICES		4			4
Good Samaritan Society - Fairfield Glade		4			4
CANOPY PEDIATRICS		4			4
Eldorado Rehab & Healthcare		4			4
COLONIAL MEDICAL CENTER-EAST ORLANDO			4	100%	4
RENE F CEDENO DMD PA		4			4
OPTUM FLORIDA		3	1	25%	4
BIOTEST PLASMA CENTER		4			4
CHILDREN'S HEALTHCARE OF ATLANTA		4			4
MEDEXPRESS URGENT CARE - ANDERSON		4			4
MEDEXPRESS URGENT CARE NORWIN		4			4
CVS CT692POCT NORTH HAVEN		4			4



# COVID-19: testing by laboratory

Data through May 18, 2021 verified as of May 19, 2021 at 09:25 AM

Data in this report are provisional and subject to change.

The numbers in the table below represent the number of Florida and non-Florida residents for whom test results were received by the Department of Health. A person can be tested by more than one laboratory and can have both positive and negative results. **Therefore, the sum of the numbers in each column will be larger than the total number of people tested.**

Reporting lab	Inconclusive	Negative	Positive	Percent positive	Total
OHIO HEALTH DOCTORS HOSPITAL			4	100%	4
DEPARTMENT OF HEALTH AND ENVIRONMENTAL CONTROL			4	100%	4
Loretto Health and Rehabilitation Center		4			4
MYKIDZMD PEDIATRICS PLLC		4			4
HILLVIEW LABORATORY			4	100%	4
WALGREENS #3811		1	3	75%	4
TUFTS MEDICAL CENTER		1	3	75%	4
CVS IN6555POCT BROWNSBURG		4			4
John L. McClellan Memorial Veterans Hospital		4			4
A PATTERN MEDICAL CLINIC		4			4
PINELLAS POINT NURSING AND REHAB			4	100%	4
LAKE MARY PEDIATRICS			4	100%	4
15 TO KNOW			4	100%	4
Health Care Center of Jacksonville			4	100%	4
DOCTORS CARE - AIKEN MALL			4	100%	4
NOVANT HEALTH PRESBYTERIAN		2	2	50%	4
ORLANDO REGIONAL HEALTH SERVICES		2	2	50%	4
UNIVERSITY OF MIAMI STUDENT HEALTH SERVICE			4	100%	4
PEACEHEALTH LABORATORIES		3	1	25%	4
SACRED HEART HEALTH SYSTEMS INC			4	100%	4
Sears Coastal Nursing and Rehab		4			4
CUMBERLAND MEDICAL CENTER INC		4			4
CVS CA9485POCT MISSION VIEJO		4			4
CVS NC4169POCT FAYETTEVILLE		4			4
CVS PA10825POCT PLYMOUTH MEETING		4			4
SOUTH FLORIDA PEDIATRIC PARTNERS			4	100%	4
DACH MAIN LAB			4	100%	4
SINAI POST ACUTE NURSING AND REHAB CE		4			4
CAPITAL HEALTH LABORATORY INC			4	100%	4
SOUTHERN SURGICAL ARTS		4			4
EAST TENNESSEE CHILDREN'S HOSPITAL		3	1	25%	4
CVS OH6167POCT ASHLAND		4			4
CENTRAL FLORIDA WELLNESS LLC		4			4
CELEBRATION PEDIATRICS			4	100%	4
CVS CA9497POCT IRVINE		4			4
MEDEXPRESS URGENT CARE- FORT WORTH N T		4			4
DYNACARE LABORATORIES			4	100%	4
KAISER PERMANENTE REGIONAL LAB		4			4
MINUTECLINIC, LLC #5707		4			4
NDX-CORE LAB			4	100%	4
MEDEXPRESS URGENT CARE - TEAYS VALLEY		3	1	25%	4
CORTLAND REGIONAL MEDICAL CENTER		4			4
Kroger 959 - The Little Clinic Carmel		4			4
ST. MARY'S HOSPITAL			4	100%	4
RELIANT ACUTE CARE			4	100%	4
INTERMARKET FACILITY			4	100%	4
CVS PA1193POCT JENKINTOWN		4			4

# COVID-19: testing by laboratory

Data through May 18, 2021 verified as of May 19, 2021 at 09:25 AM

Data in this report are provisional and subject to change.

The numbers in the table below represent the number of Florida and non-Florida residents for whom test results were received by the Department of Health. A person can be tested by more than one laboratory and can have both positive and negative results. **Therefore, the sum of the numbers in each column will be larger than the total number of people tested.**

Reporting lab	Inconclusive	Negative	Positive	Percent positive	Total
MINUTECLINIC DIAG OF IND LLC #1367		4			4
Bethany Health and Rehab		4			4
CVS MA1121POCT WESTFORD		4			4
SUMNER REGIONAL MEDICAL CENTER		3	1	25%	4
APOPKA FAMILY HEALTH CENTER		3	1	25%	4
VA West Los Angeles Medical Center		4			4
METHODIST HEALTHCARE - MEMPHIS HOSP		4			4
SUMMIT CLINICAL LABORATORIES LLC			4	100%	4
MEADOWS AT CYPRESS GARDENS, THE		3	1	25%	4
BE WELL PHARMACY		4			4
CATSKILL REGIONAL MEDICAL CENTER		4			4
ROAN DRUG COMPANY LLC		4			4
WILLIAM A HINTON STATE LABORATORY INSTITUTE		1	3	75%	4
CVS OH4499POCT LYNDHURST		2	2	50%	4
CAREWELL URGENT CARE			4	100%	4
EPI			4	100%	4
CVS HEALTH, #5962		4			4
UNIVERSITY OF MIAMI HOSPITALS & CLINIC			4	100%	4
OKLAHOMA STATE UNIVERSITY DIAGNOSTIC LAB			4	100%	4
PDL PHARMACY CORP			4	100%	4
CVS CA8861POCT BUENA PARK		4			4
CVS TX3292POCT WYLIE		4			4
CVS NH2257POCT MANCHESTER		4			4
URGENT CARE OF THE SMOKIES			4	100%	4
COMMUNITY HEALTH CENTER OF WEST PALM BEACH			4	100%	4
OMNICARE PHARMACY OF TEXAS 1		4			4
ENCOMPASS HOME HEALTH		4			4
Westminster Manor		3	1	25%	4
ST. LUKE'S HOSPITAL - BETHLEHEM CAMPUS		1	3	75%	4
Harbor House		4			4
NEULIFE NEUROLOGICAL SERVICES LLC			4	100%	4
MEDEXPRESS URGENT CARE, HANOVER		3	1	25%	4
NEMOURS CHILDREN'S CLINIC			4	100%	4
SOUTHEASTERN REGIONAL MEDICAL CENTER			4	100%	4
MD ANDERSON			4	100%	4
Bay View Nursing and Rehabilitation Center		3	1	25%	4
COOK HOSPITAL AND CARE CENTER		3	1	25%	4
INFINITI LABS INC			4	100%	4
SONNI'S PEDIATRICS		1	3	75%	4
FASTMED URGENT CARE			4	100%	4
MEDEXPRESS URGENT CARE-SELINGSGROVE		3	1	25%	4
Marian Manor, Inc		4			4
MEDEXPRESS URGENT CARE - TULSA, S YALE AVE		4			4
ADVANCED URGENT CARE LLC		1	3	75%	4
UNIVERSITY OF MARYLAND MEDICAL CENTER			4	100%	4
LAKESIDE HOSPITAL BELLE GLADE			4	100%	4
CVS MINUTE CLINIC		1	3	75%	4

# COVID-19: testing by laboratory

Data through May 18, 2021 verified as of May 19, 2021 at 09:25 AM

Data in this report are provisional and subject to change.

The numbers in the table below represent the number of Florida and non-Florida residents for whom test results were received by the Department of Health. A person can be tested by more than one laboratory and can have both positive and negative results. **Therefore, the sum of the numbers in each column will be larger than the total number of people tested.**

Reporting lab	Inconclusive	Negative	Positive	Percent positive	Total
HEARTLAND - CHARLESTON OF HANAHAN SC,		4			4
BAYSTATE MEDICAL CENTER		2	2	50%	4
HELIX LW UC		1	2	67%	3
COASTAL PEDIATRIC CARE			3	100%	3
ADVICE FOR OPTIMAL WELLNESS, INC			3	100%	3
FLORIDA LABORATORY ANALYSIS, LLC			3	100%	3
ASPIRUS WAUSAU HOSPITAL			3	100%	3
NC STATE LABORATORY OF PUBLIC HEALTH		3			3
CVS PA2296POCT MACUNGIE		3			3
B2 URGENT CARE		1	2	67%	3
NASON HOSPITAL			3	100%	3
Errera Community Care Center		3			3
APEX CLINICAL LABORATORIES INC		3			3
KAP MEDICAL GROUP, LLC			3	100%	3
MEDEXPRESS URGENT CARE-WILKINS TOWNSHIP, WILLIAM PENN HIGHWAY		3			3
HARRIS URGENT CARE CENTER			3	100%	3
MINUTECLINIC DIAGNOSTIC, PA #10252		3			3
ADRIANA M CASTRO MD PA		3			3
STRINGFELLOW MEMORIAL HOSPITAL		3			3
WATERS PEDIATRIC CENTER			3	100%	3
RAPID CITY RUGENT CARE			3	100%	3
BETHESDA HOSPITAL EAST BLOOD GAS LAB			3	100%	3
CLINICAL CARE ASSOCIATES, INC			3	100%	3
BROOKDALE OAKBRIDGE		1	2	67%	3
ADVENTHEALTH MEDICAL GROUP OBSTETRICS			3	100%	3
UK HEALTHCARE			3	100%	3
MEMORIAL HEALTH SYSTEM		1	2	67%	3
NEBRASKA DEPARTMENT OF HEALTH AND HUMAN SERVICES			3	100%	3
WEILL CORNELL MEDICAL ASSOCIATES - EAST SIDE		3			3
MANASOTA PEDIATRICS			3	100%	3
GROVES CENTER			3	100%	3
NATHAN LITTAUER HOSPITAL LAB		3			3
ST CLOUD PHARMACY AND WELLNESS CENTER		2	1	33%	3
NORTHWEST FLORIDA CLINICAL LAB		1	2	67%	3
PRIMARY CARE CENTER OF LAKE CITY, THE			3	100%	3
Kroger 448 - The Little Clinic Mason		3			3
LRHS Florida Poly Tech		3			3
FULGENT GENETICS HOUSTON		3			3
WEST COCOA PHARMACY			3	100%	3
F W HUSTON MEDICAL CENTER SENIOR LIVIN		3			3
STARLING AT SAN JOSE			3	100%	3
RIGHT AT HOME			3	100%	3
PHYSICIANS MEDICAL CENTER		3			3
Kroger 627 - The Little Clinic Castleberry		2	1	33%	3
Children's Specialized Hospital		3			3
Schoolcraft Medical Care Facility		3			3
HOLY CITY MED URGENT CARE			3	100%	3

# COVID-19: testing by laboratory

Data through May 18, 2021 verified as of May 19, 2021 at 09:25 AM

Data in this report are provisional and subject to change.

The numbers in the table below represent the number of Florida and non-Florida residents for whom test results were received by the Department of Health. A person can be tested by more than one laboratory and can have both positive and negative results. **Therefore, the sum of the numbers in each column will be larger than the total number of people tested.**

Reporting lab	Inconclusive	Negative	Positive	Percent positive	Total
CVS AZ7855POCT TUCSON		2	1	33%	3
CVS MD1490POCT GAITHERSBURG		3			3
BOLING, STEPHANIE		3			3
CANOPY AT HARPER LAKE, THE			3	100%	3
LINCOLN MEDICAL CENTER		3			3
CVS AZ9374POCT TUCSON		3			3
CVS MA1179POCT HUDSON		2	1	33%	3
Kings County Hospital Center			3	100%	3
MEDEXPRESS URGENT CARE - LINKHORNE		3			3
CVS AZ10529POCT SCOTTSDALE		3			3
CABELL HUNTINGTON HOSPITAL CLINICAL LAB			3	100%	3
MEMORIAL HOSPITAL OF TAMPA			3	100%	3
INTERCOASTAL FAMILY PRATICE		1	2	67%	3
Highland Ave. Eye Clinic		3			3
NORTH SHORE MEDICAL CENTER - SALEM HOSPITAL		1	2	67%	3
SSM HEALTH ST LOUIS MICROBIOLOGY LABORATORY		1	2	67%	3
WALGREENS #05477		3			3
GINKGO-IXLAYER		3			3
EXETER HOSPITAL		3			3
DOCTORS HOSPITAL RENAISSANCE			3	100%	3
Glenview Terrace Nursing Center		3			3
ANN STORCK CENTER INC		3			3
TOTAL HEALTH CARE CLINIC		3			3
CTRS			3	100%	3
GENDERXPRESS/PICTURE ME PERFECT IMAGING			3	100%	3
MEDICAL CITY DALLAS HOSPITAL			3	100%	3
HEALTH SENTRY			3	100%	3
Michael J Crescenz VA Outpatient Dialysis Center		3			3
Florida Baptist Retirement Center		1	2	67%	3
CVS AZ7075POCT CHANDLER		3			3
RINGLING HEALTH CENTER		2	1	33%	3
COMMUNITY MEDICAL CENTER			3	100%	3
BAPTIST PRIMARY CARE FERNANDINA BEACH			3	100%	3
NORTH CAROLINA DEPT OF HEALTH & HUMAN SRVCS STATE LAB OF PUBLIC HEALTH			3	100%	3
COVENANT PEDIATRICS		1	2	67%	3
ALABAMA DEPT PUBLIC HEALTH			3	100%	3
TIFTON CARECONNECT URGENT CARE			3	100%	3
WINDSOR AT OCALA		2	1	33%	3
VIRGINIA DEPARTMENT OF HEALTH DIVISION OF			3	100%	3
HEPATOLOGY DIAGNOSTIC LAB			3	100%	3
DEER'S HEAD CENTER		3			3
SOMA MEDICAL CENTER P.A. #4			3	100%	3
ANDERSON MEDICAL PC		3			3
CORE CLINICS, LLC		3			3
SOFTLAB			3	100%	3
ST. PETERSBURG PEDIATRICS- 38TH AVENUE			3	100%	3
CVS NC2559POCT CHARLOTTE		3			3

# COVID-19: testing by laboratory

Data through May 18, 2021 verified as of May 19, 2021 at 09:25 AM

Data in this report are provisional and subject to change.

The numbers in the table below represent the number of Florida and non-Florida residents for whom test results were received by the Department of Health. A person can be tested by more than one laboratory and can have both positive and negative results. **Therefore, the sum of the numbers in each column will be larger than the total number of people tested.**

Reporting lab	Inconclusive	Negative	Positive	Percent positive	Total
LOCH HAVEN PEDIATRICS			3	100%	3
FLORIDA GASTROENTEROLOGY ASSOCIATES PA		3			3
ORMOND BEACH URGENT CARE			3	100%	3
CVS MO5727POCT PLATTE CITY		3			3
SOUTH LAKE FAMILY HEALTH CENTER			3	100%	3
YOUR DOCTOR'S OFFICE		2	1	33%	3
PLANT CITY FAMILY CARE		3			3
MT CARMEL PHARMACY INC		3			3
CHEROKEE COUNTY HEALTH AND REHAB CENTER		3			3
SURETOX LABORATORY LLC		2	1	33%	3
NORTH BROWARD HOSPITAL DISTRICT HEALTHCARE FOR THE HOMELESS			3	100%	3
WALGREENS ORTIZ STELLA (ST 655)		3			3
NEXTCARE WYOMING LLC			3	100%	3
NEMOURS CHILDRENS PRIMARY CARE HORIZON WEST			3	100%	3
COASTAL SKIN SURGERY AND DERMATOLOGY PL		3			3
Sky View Rehabilitation and Health Care Center		3			3
CVS OH5457POCT POWELL		3			3
MARYLAND STATE DEPT OF HEALTH	2		1	33%	3
The Good Shepherd		3			3
MEDICAL CENTER OF CENTRAL GEORGIA			3	100%	3
CRISP REGIONAL HOSPITAL		3			3
FRESENIUS KIDNEY CARE			3	100%	3
AVANTE INVERNESS		1	2	67%	3
BARONESS ERLANGER HOSPITAL		3			3
MISSISSIPPI CARE CENTER OF DEKALB LLC		3			3
SISD EMPLOYEE HEALTH CLINIC			3	100%	3
MEDFUSION		2	1	33%	3
THE CENTER FOR DISCOVERY		3			3
ACCOMPLISHED HOME CARE		3			3
PHYSICIANS CARE INC		1	2	67%	3
AdventHealth Care Center Orlando North			3	100%	3
UNITY HEALTH AND REHABILITATION CENTER			3	100%	3
Kingston Care Center of Sylvania		3			3
MERCY HEALTH			3	100%	3
WALGREENS #11329		3			3
LIFEGUARD AMBULANCE SERVICE LLC, TEXAS			3	100%	3
ACCESS HEALTH CARE		2	1	33%	3
VIRTUA MEMORIAL HOSPITAL BURLINGTON COUNTY		1	2	67%	3
New Jersey Aim At Smg		3			3
SUPER HEALTH PHARMACY LLC		3			3
MEDICAL SERVICES OF AMERICA HOME HEALTH		3			3
FIRST CARE - MIDDLESBORO			3	100%	3
SHANDS AT LAKE SHORE LAB		1	2	67%	3
CVS - MINUTECLINIC			3	100%	3
CATHOLIC HEALTH LABORATORY SERVICES		3			3
Westside Terrace		3			3
JOJAN PHARMA INC		3			3



# COVID-19: testing by laboratory

Data through May 18, 2021 verified as of May 19, 2021 at 09:25 AM

Data in this report are provisional and subject to change.

The numbers in the table below represent the number of Florida and non-Florida residents for whom test results were received by the Department of Health. A person can be tested by more than one laboratory and can have both positive and negative results. **Therefore, the sum of the numbers in each column will be larger than the total number of people tested.**

Reporting lab	Inconclusive	Negative	Positive	Percent positive	Total
CVS NV5286POCT HENDERSON		3			3
Kroger 388 - The Little Clinic Braelinn Village		3			3
HELGEMO & LIOU PEDIATRICS			3	100%	3
NORTH NAPLES HOSPITAL RESPIRATORY THERAPY DEPARTMENT			3	100%	3
NORTHERN LIGHT LABORATORY		1	2	67%	3
ADVANCED PEDIATRICS			3	100%	3
HEALTH EXPRESS		3			3
CVS IN8639POCT TERRE HAUTE		3			3
Concordia Village of Tampa			3	100%	3
Magnolia Health and Rehab Center			3	100%	3
NEWSTAR MEDICAL LABORATORIES		3			3
CVS MA937POCT CARVER		3			3
Medilodge of Montrose		3			3
UHEALTH CORAL SPRINGS			3	100%	3
Illiana HCS -Danville VAMC		3			3
CONCENTRA - PLANTATION		3			3
ROYAL PALM RETIREMENT CENTRE		3			3
NORTHCREST MEDICAL CENTER		1	2	67%	3
MID-FLORIDA PATHOLOGY LLC - MOBILE UNIT # 3		1	2	67%	3
MEDEXPRESS URGENT CARE - RICHMOND, W BROAD ST		3			3
BAPTIST HOSPITAL OF MIAMI MCI BROWARD LABORATORY			3	100%	3
MAYO		1	2	67%	3
Fort Gaines Health and Rehab		3			3
SEMINOLE FAMILY HEALTH CENTER		3			3
CVS SC5471POCT LEXINGTON		2	1	33%	3
PIEDMONT ROCKDALE HOSPITAL		2	1	33%	3
PROHEALTH PRIMARY CARE - GLEN OAKS		3			3
AFFORDABLE PRIMARY CARE LLC		3			3
CLINICA HISPANIA			3	100%	3
CELEBRATION PRIMARY CARE ASSOCIATES LLC		3			3
LEGACY LABORATORY SERVICES			3	100%	3
UNIVERSITY HEALTH SERVICES RIVER CAMPUS		2	1	33%	3
CVS MA1945POCT HANOVER		3			3
YATES COUNTY PUBLIC HEALTH		3			3
TGH Brandon Healthplex Laboratory			3	100%	3
Village on the Green			3	100%	3
NORTH DAKOTA DEPT OF HEALTH MICROBIOLOGY		1	2	67%	3
BEEBE MEDICAL CENTER LABORATORY		3			3
MEDIC INFUSION PA		3			3
TOMAH VAMC		2	1	33%	3
ADVENT HEALTH MEDICAL GROUP FAMILY MEDICINE			3	100%	3
BNC Medical Investors, LLC Berrien Nursing & Rehabilitation Center		3			3
CVS CT4149POCT EAST HAMPTON		3			3
DELRAY BEACH HEALTH DEPT LAB			3	100%	3
CVS MA137POCT QUINCY		3			3
SOUTHEASTERN IMMEDIATE CARE- MILLEDGEVILLE GA			3	100%	3
CLEVELAND CLINIC SLW ED		3			3

# COVID-19: testing by laboratory

Data through May 18, 2021 verified as of May 19, 2021 at 09:25 AM

Data in this report are provisional and subject to change.

The numbers in the table below represent the number of Florida and non-Florida residents for whom test results were received by the Department of Health. A person can be tested by more than one laboratory and can have both positive and negative results. **Therefore, the sum of the numbers in each column will be larger than the total number of people tested.**

Reporting lab	Inconclusive	Negative	Positive	Percent positive	Total
MINUTECLINIC DIAGNOSTIC MEDICAL		3			3
ISLAND NURSING HOME		2	1	33%	3
OAKMONT OF UNION SC, LLC		3			3
THE PATHOLOGY LABORATORY		1	2	67%	3
SOLERA SPECIALTY PHARMACY LLC		2	1	33%	3
BNJ		3			3
MANORCARE NURSING & REHABILITATION CENTER-NAPLES		3			3
Kroger 592 - The Little Clinic Alexander Plaza		2	1	33%	3
WALGREENS #07502		3			3
MEDEXPRESS URGENT CARE - O'FALLON		3			3
Lebanon VAMC		2	1	33%	3
CVS PA7132POCT THORNDALE		3			3
UC CORAL GABLES		1	2	67%	3
ADVANCED MEDICAL RESEARCH CENTER LLC			3	100%	3
SUN TERRACE HEALTH CARE CENTER			3	100%	3
URGENT DOC - URGENT CARE CLINIC			3	100%	3
NEBRASKA MEDICAL CENTER			3	100%	3
MEDSTAR HEALTH URGENT CARE			3	100%	3
MEDEXPRESS URGENT CARE - NUTLEY		3			3
CEDAR CREST HEALTH CENTER		3			3
NEVADA DEPARTMENT OF HEALTH AND HUMAN SERVICES			3	100%	3
CVS IN6608POCT NEW PALESTINE		1	2	67%	3
MANATEE URGENT CARE LLC			3	100%	3
Elderwood at Lancaster		3			3
TMH PHYSICIAN PARTNERS BLOUNTSTOWN			3	100%	3
HOCHBERG LOWER SCHOOL		3			3
COMMUNICABLE DISEASE CONTROL/PUBLIC HEALTH EMERGENCY PREPAREDNESS			3	100%	3
NASSAU COUNTY HEALTH DEPARTMENT		3			3
MEDICAL CENTER OF THE ROCKIES			3	100%	3
CVS PHARMACY INC DBA CVS/PHARMACY #10908		3			3
QUEST DIAGNOSTICS CLINICAL LABORATORIES INC		2	1	33%	3
Community Resource and Referral Center		3			3
SPRING LAKE REHABILITATION CENTER			3	100%	3
CVS AZ7263POCT PHOENIX		3			3
ALVERNO CLINICAL LABORATORIES			3	100%	3
CURATIVE TEXAS			3	100%	3
INTERNAL MEDICINE AND WOUND CARE SPECIALIST LLC		3			3
MARYWOOD NURSING CARE CENTER		3			3
EVENING PEDIATRICS INC		1	2	67%	3
TAMPA INTERNATIONAL AIRPORT			3	100%	3
PANCARE HEALTH - FRANKLIN CO			3	100%	3
NHC DICKSON		3			3
PARKLAND HEALTH & HOSPITAL			3	100%	3
WINDERMERE PEDIATRICS			3	100%	3
BAPTIST PRIMARY CARE, INC.		2	1	33%	3
QUEST DIAGNOSTICS INCORPORATED	1		2	67%	3
GREENTREE MEDICAL CENTER			3	100%	3

# COVID-19: testing by laboratory

Data through May 18, 2021 verified as of May 19, 2021 at 09:25 AM

Data in this report are provisional and subject to change.

The numbers in the table below represent the number of Florida and non-Florida residents for whom test results were received by the Department of Health. A person can be tested by more than one laboratory and can have both positive and negative results. **Therefore, the sum of the numbers in each column will be larger than the total number of people tested.**

Reporting lab	Inconclusive	Negative	Positive	Percent positive	Total
BAYSHORE MEDICAL CENTER LABORATORY		3			3
CVS NM7242POCT ALBUQUERQUE		3			3
Providence VAMC		3			3
INSPIRA MEDICAL CENTER VINELAND LAB		2	1	33%	3
FAST PACE URGENT CARE			3	100%	3
CGH MEDICAL CENTER			3	100%	3
BROOKDALE LAKE MARY			3	100%	3
CLEARWATER		2	1	33%	3
CVS IN6559POCT AVON		3			3
ALABAMA MEDICAL GROUP PC		2	1	33%	3
AFC URGENT CARE/FARRAGUT			3	100%	3
OHIO DEPARTMENT OF HEALTH LABORATORY		2	1	33%	3
ALOHA HOME CARE LLC DBA ACCENTCARE HOME HEALTH OF		3			3
CVS IL2798POCT CHICAGO		1	2	67%	3
EVERGREEN WOODS HEALTH & REHAB CENTER		2	1	33%	3
YORK HOSPITAL - LABORATORY			3	100%	3
SOLLIS HEALTH			3	100%	3
RIVERSIDE METHODIST HOSPITAL LAB			3	100%	3
EAST CORE LAB			3	100%	3
WEST TN HEALTH MED NORTH		3			3
PUBLIC HEALTH TRUST OF MIAMI DADE COUNTY			3	100%	3
MEMORIAL HERMANN			3	100%	3
MEDEXPRESS URGENT CARE - LAWRENCE		3			3
Kroger 093 - The Little Clinic Stapleton		2	1	33%	3
ACL LABORATORIES - ROSEMONT			3	100%	3
AUGUSTA UNIVERISTY MEDICAL CENTER			3	100%	3
PRIMARY & URGENT CARE CENTERS			3	100%	3
ERIE COUNTY PUBLIC HEALTH CLINICAL		3			3
CROSSVILLE MEDICAL GROUP		1	2	67%	3
MEMORIAL HEALTH UNIVERSITY MEDICAL CENTER			3	100%	3
ROANE MEDICAL CENTER		2	1	33%	3
CORTLAND COUNTY HEALTH DEPARTMENT		3			3
RRMC CREEKSIDE LAB		3			3
ADVENTHEALTH WATERMAN COMMUNITY CLINIC			3	100%	3
FOUR WINDS BEHAVIORAL HEALTH		3			3
EASTMAN HEALTHCARE & REHAB		3			3
NEMOURS CHILDRENS PRIMARY CARE MAITLAND			3	100%	3
BAPTIST HEALTH SURGERY CENTER AT NORTHPOINT			3	100%	3
Granville Center	1	2			3
CVS KS676POCT LAWRENCE		2	1	33%	3
CVS MINUTE CLINIC #5836		3			3
LPG PEDIATRICS AT LEHIGH ACRES		2	1	33%	3
TOTAL FAMILY CARE		3			3
MEDEXPRESS URGENT CARE, BELLE VERNON		3			3
Crowne Health Care of Eufaula		3			3
DIGNITY HEALING LLC			3	100%	3
Jersey City Medical Center		3			3

# COVID-19: testing by laboratory

Data through May 18, 2021 verified as of May 19, 2021 at 09:25 AM

Data in this report are provisional and subject to change.

The numbers in the table below represent the number of Florida and non-Florida residents for whom test results were received by the Department of Health. A person can be tested by more than one laboratory and can have both positive and negative results. **Therefore, the sum of the numbers in each column will be larger than the total number of people tested.**

Reporting lab	Inconclusive	Negative	Positive	Percent positive	Total
CVS TX19POCT SPRING		3			3
CVS MA335POCT RAYNHAM		3			3
NORTHWELL HEALTH			3	100%	3
ADVENTHEALTH IMAGING LAKE NONA		1	2	67%	3
FREDERICK MEMORIAL HOSPITAL			3	100%	3
IOWA DEPARTMENT OF PUBLIC HEALTH			3	100%	3
WELLSTAR URGENT CARE SHALLOWFORD		1	2	67%	3
PEDIATRICS AND ADOLESCENT MEDICINE		2	1	33%	3
HEALTH AND WELLNESS URGENT CARE LLC			3	100%	3
AZALEALAND NURSING HOME		3			3
NORTHSIDE FAMILY MEDICINE AND URGENT CARE (HOLLY SPRINGS)		3			3
COOSA VALLEY HEALTHCARE CENTER LLC		3			3
Franklin D. Roosevelt VAMC		3			3
VAULT MEDICAL SERVICES		2	1	33%	3
LITTLE SPURS PEDIATRIC URGENT CARE		1	2	67%	3
VELOCITY CARE			3	100%	3
ACL LABORATORIES INDUSTRIAL TOXICOLOGY			3	100%	3
CVS NE8616POCT LINCOLN		1	2	67%	3
Bainbridge Health and Rehab		3			3
ADVENTHEALTH SEBRING- INFECTION CONTROL DEPARTMENT			3	100%	3
MONTANA PUBLIC HEALTH LAB			3	100%	3
AVALON MEDICAL GROUP		1	2	67%	3
PALM COAST DIALYSIS		2	1	33%	3
ATLANTIS OUTPATIENT CENTER		3			3
BLACKWATER RIVER			3	100%	3
CAPTIAL REGIONAL MEDICAL CENTER			3	100%	3
WALGREENS #05911		3			3
Eugene J. Towbin Healthcare Center		3			3
NEMOURS CHILDREN'S PRIMARY CARE, LONGWOOD			3	100%	3
DASCENA LAB			3	100%	3
CENTURY LINK SPORTS COMPLEX			3	100%	3
HARBORCHASE OF STUART			3	100%	3
Farmville Health & Rehab Center		3			3
MINUTECLINIC DIAGNOSTIC OF NEW MEXICO LLC #7552		3			3
VA OUTPATIENT CLINIC-NEW PORT RICHEY			3	100%	3
DUKE UNIVERSITY POINT OF CARE TESTING PROGRAM			3	100%	3
AFC URGENT CARE CLEVELAND			3	100%	3
MEDEXPRESS URGENT CARE - TOPEKA, SW WANAMAKER RD		3			3
PALM COTTAGE OPERATOR LLC		2	1	33%	3
CROSSROADS URGENT CARE DBA URGENT TEA		3			3
THE MEDICAL CENTER			3	100%	3
Domiciliary Rehab & Residential Treatment Program		3			3
CVS MA41POCT TAUNTON		2	1	33%	3
THOMAS LANGLEY			3	100%	3
DISPATCHHEALTH-FLORIDA INC		3			3
LUCID LABORATORY SERVICES		3			3
OPENTRONS PRL		2	1	33%	3

# COVID-19: testing by laboratory

Data through May 18, 2021 verified as of May 19, 2021 at 09:25 AM

Data in this report are provisional and subject to change.

The numbers in the table below represent the number of Florida and non-Florida residents for whom test results were received by the Department of Health. A person can be tested by more than one laboratory and can have both positive and negative results. **Therefore, the sum of the numbers in each column will be larger than the total number of people tested.**

Reporting lab	Inconclusive	Negative	Positive	Percent positive	Total
CVS NV2989POCT NORTH LAS VEGAS		2	1	33%	3
Kroger 522 - The Little Clinic Gahanna		2	1	33%	3
Broadview Multi-Care Center		3			3
WAL-MART STORES EAST LP		2	1	33%	3
EMERALD PARK OF HOLLYWOOD			3	100%	3
RCA LABORATORY SERVICES LLC			3	100%	3
NEW YORK STATE DEPARTMENT OF HEALTH		1	2	67%	3
UNIVERSITY OF KANSAS MEDICAL CENTER			3	100%	3
GRASSY SPRAIN PHARMACY INC		3			3
CVS SC4288POCT ROCK HILL		2	1	33%	3
EASTERN NEW MEXICO MEDICAL CENTER		3			3
SENTARA NORFOLK GENERAL HOSPITAL CENTRAL LAB			3	100%	3
MOUNT SINAI MEDICAL CENTER HIALEAH			3	100%	3
TAMPA		1	2	67%	3
TARRANT COUNTY PUBLIC HEALTH		3			3
EAST NAPLES PEDIATRICS			3	100%	3
MEDEXPRESS URGENT CARE-CLOQUET		3			3
OPTUM PRIMARY CARE - SILVER LAKES			3	100%	3
CALIFORNIA DEPARTMENT OF PUBLIC HEALTH BRANCH LABORATORY			3	100%	3
WOODMARK AT UPTOWN ASSISTED LIVING		3			3
GRIFOLS IH CENTER AND CLINICAL LABORATORY			3	100%	3
SOUTHCARE PHARMACY INC		1	2	67%	3
INN AT LAPOSADA,THE			3	100%	3
CORNERSTONE DRUG AND GIFT INC		3			3
CENTRAL DUPAGE HOSPITAL			3	100%	3
HUMC		1	2	67%	3
EMORY CRAWFORD LONG HOSPITAL			3	100%	3
CVS SC2497POCT LEXINGTON		3			3
Kroger 635 - The Little Clinic Dacula		3			3
SAFE PMC		3			3
JACKSONVILLE VA OPC			3	100%	3
NEW GEN LABS			3	100%	3
MARRA'S PHARMACY		3			3
VICAR'S LANDING NURSING HOME		2	1	33%	3
ST LUKES HOSPITAL			3	100%	3
MEDEXPRESS URGENT CARE, HERMITAGE		1	2	67%	3
WALGREENS #01456		3			3
MINUTECLINIC, LLC #05891		2	1	33%	3
GREATER MOBILE URGENT CARE – SPRINGHILL			3	100%	3
WAKULLA URGENT CARE & DIAGNOSTIC			3	100%	3
TEMPUS_LABS			3	100%	3
SUNDALE NURSING HOME		3			3
LAB PLUS, LLC AT ASCENSION SAINT THOMA		3			3
ABRAKIDABRA KIDS CLINIC		1	2	67%	3
ACCESS MEDICAL LABORATORIES INC		3			3
ALLIANCE LABS @LRMC			3	100%	3
SUMMIT MEDICAL GROUP – WEST ORANGE		3			3



# COVID-19: testing by laboratory

Data through May 18, 2021 verified as of May 19, 2021 at 09:25 AM

Data in this report are provisional and subject to change.

The numbers in the table below represent the number of Florida and non-Florida residents for whom test results were received by the Department of Health. A person can be tested by more than one laboratory and can have both positive and negative results. **Therefore, the sum of the numbers in each column will be larger than the total number of people tested.**

Reporting lab	Inconclusive	Negative	Positive	Percent positive	Total
SPARROW CENTRAL LAB			3	100%	3
Grandview Health Care Center		3			3
ALCALA PHARMACEUTICALS			3	100%	3
MEDEXPRESS URGENT CARE - CEDAR KNOLLS		3			3
PRISMA HEALTH MIDLANDS			3	100%	3
ST LUKE'S BOISE REGIONAL MEDICAL CENTER		3			3
BAPTIST OUTPATIENT SERVICES			3	100%	3
BOND & STEELE CLINIC, PA			3	100%	3
SOUTH COUNTY MENTAL HEALTH CENTER INC			3	100%	3
CVS IL3163POCT OAK PARK		3			3
MEDEXPRESS URGENT CARE - WHEELING		2	1	33%	3
MEMORIAL HERMANN CONSOLIDATED LABORATORY SERVICES			3	100%	3
C A R E S OXFORD		2	1	33%	3
ORCHID COVE DAYTONA			3	100%	3
MINUTECLINIC, LLC #05814		3			3
UHEALTH JACKSON URGENT CARE - CUTLER BAY		1	2	67%	3
WISE HEALTH SYSTEM		1	2	67%	3
OCALA REGIONAL KIDNEY CENTER-WEST			3	100%	3
BOSTON MEDICAL CENTER			3	100%	3
VALLEY HOSPITAL MEDICAL CENTER		1	2	67%	3
MARLBORO URGENT CARE		3			3
MASSACHUSETTS DEPARTMENT OF HEALTH			3	100%	3
NEW SMYRNA BEACH AMBULATORY CARE CTR		2	1	33%	3
SAVANNAH COVE		3			3
LEXINGTON MEDICAL CENTER		1	2	67%	3
Diversicare of Ripley		3			3
Central Alabama Veterans HCS - West Campus		3			3
VISITING PHYSICIANS OF THE TREASURE COAST LLC			3	100%	3
CVS AZ4795POCT MESA		3			3
HOUSTON MEDICAL CENTER			3	100%	3
LAURELLWOOD NURSING CENTER		1	2	67%	3
Jackson Health Care Facility		1	2	67%	3
Kroger 571 - The Little Clinic Hendersonville		1	2	67%	3
CENTRAL FL INTERNAL MEDICINE ASSOCIATES LLC		3			3
CVS PA7611POCT ALLISON PARK		3			3
PREMIER FAMILY AND SPORTS MEDICINE		2	1	33%	3
HARBOUR'S EDGE		2	1	33%	3
TERRACE OF ST CLOUD, THE		2	1	33%	3
NORTHEAST FLORIDA INTERNAL MEDICINE PA		3			3
CAMPAZZI CONCIERGE MEDICAL SERVICES		2	1	33%	3
MID FLORIDA CLINICAL LABORATORY		2	1	33%	3
WYOMING DEPT OF HEALTH			3	100%	3
BICKERTON, DAWN		3			3
ACCESS LABORATORIES LLC			3	100%	3
NATIONAL JEWISH HEALTH			3	100%	3
CVS NY1958POCT SYOSSET		3			3
ALLEGHENY GENERAL HOSPITAL			3	100%	3

# COVID-19: testing by laboratory

Data through May 18, 2021 verified as of May 19, 2021 at 09:25 AM

Data in this report are provisional and subject to change.

The numbers in the table below represent the number of Florida and non-Florida residents for whom test results were received by the Department of Health. A person can be tested by more than one laboratory and can have both positive and negative results. **Therefore, the sum of the numbers in each column will be larger than the total number of people tested.**

Reporting lab	Inconclusive	Negative	Positive	Percent positive	Total
CVS NV5942POCT LAS VEGAS		3			3
Huntington Health Care and Rehabilitation Center		3			3
CROWNE HEALTH CARE OF FORT PAYNE		2	1	33%	3
ESCO DRUG CO INC		3			3
WOMENS CARE FLORIDA LLC-LABORATORY		3			3
BROOKDALE ALTAMONTE SPRINGS			3	100%	3
INSPIRED LIVING AT SARASOTA			3	100%	3
COL CROSSROAD		1	2	67%	3
SOUTHEAST GEORGIA HEALTH SYSTEM BRUNS		3			3
ALLIED PHYSICIANS GROUP PLLC		3			3
HOUSTON METHODIST HOSPITAL			3	100%	3
FLAGLER FAMILY MEDICINE PA			3	100%	3
MEDEXPRESS URGENT CARE-SALINA, S 9TH ST		3			3
JS HEALTHCARE		2	1	33%	3
CDK LIBERTY ENTERPRISES, LLC		3			3
TRUE HEALTH – LAKE UNDERHILL		3			3
MIDWAY SPECIALTY CARE RX LLC		1	2	67%	3
MEDEXPRESS URGENT CARE - WALL		3			3
CVS IL2788POCT BUFFALO GROVE		3			3
ESTERO FIRE RESCUE		3			3
FLORIDA MENTOR-POINT WEST CLUSTER		3			3
GEISINGER COMMUNITY MEDICAL CENTER			3	100%	3
AUSTIN PUBLIC HEALTH			3	100%	3
MED FUSION			3	100%	3
CVS OH2540POCT HILLIARD		3			3
GULF COAST IMMEDIATE CARE CENTER		1	2	67%	3
CARENOW-ATASCOCITA			3	100%	3
EXPEDIAN URGENT CARE			3	100%	3
HAMILTON COUNTY HEALTH DEPARTMENT		3			3
MEDEXPRESS URGENT CARE - TOTOWA		3			3
US SPECIALTY LABS			3	100%	3
Kroger 753 - The Little Clinic Goss Avenue		3			3
ONE MEDICAL GROUP		1	2	67%	3
MINUTECLINIC #1773		3			3
CAREHERE LLC			3	100%	3
TIEHH BIOTERRORISM RESPONSE LAB			3	100%	3
WALGREENS NO 19542		3			3
HEALTH FIRST MEDICAL GROUP			3	100%	3
HARDEN DIALYSIS		1	2	67%	3
Hackensack Univ Medical Center At Pasc		2	1	33%	3
MURFREESBORO MEDICAL CLINIC		3			3
MARTIN MEDICAL CENTER INC		1	2	67%	3
CVS TX2876POCT PROSPER		3			3
PIEDMONT MOUNTAINSIDE HOSPITAL LAB - E		3			3
Gracemore Nursing and Rehab		3			3
LIFE CARE CENTER OF SKAGIT VALLEY		3			3
Manor Care-Kingston Court of York PA, LLC		3			3

# COVID-19: testing by laboratory

Data through May 18, 2021 verified as of May 19, 2021 at 09:25 AM

Data in this report are provisional and subject to change.

The numbers in the table below represent the number of Florida and non-Florida residents for whom test results were received by the Department of Health. A person can be tested by more than one laboratory and can have both positive and negative results. **Therefore, the sum of the numbers in each column will be larger than the total number of people tested.**

Reporting lab	Inconclusive	Negative	Positive	Percent positive	Total
SERENADES BY SONATA		1	2	67%	3
PEDIATRICS IN NORTH FLORIDA PA			3	100%	3
PROPATH			3	100%	3
CLINIC OF PLANT CITY, THE		2	1	33%	3
2412 LEBANON PIKE		2	1	33%	3
TRISTAR WELLNESS, LLC		3			3
PREMIER MOBILE HEALTH SERVICES, LLC		1	2	67%	3
Crowne Health Care of Mobile		3			3
CVS AZ1720POCT QUEEN CREEK		3			3
Cleveland Clinic Weston			3	100%	3
PINELLAS CHD - CLEARWATER		2	1	33%	3
VIRGINIA DIVISION OF CONSOLIDATED LABORATORIES			3	100%	3
HARBORCHASE OF GAINESVILLE			3	100%	3
OCEAN PEDIATRIC CARE			3	100%	3
VELOCITY URGENT CARE			3	100%	3
EFFINGHAM HOSP, INC, DBA EFFINGHAM HEALTH		3			3
BRADENTON PHYSICIAN MEDICAL CENTER			3	100%	3
LEE MEMORIAL HOSPITAL BLOOD GAS LAB			3	100%	3
CVS PA371POCT PHILADELPHIA		3			3
ASANTE THREE RIVERS MEDICAL CENTER LAB		3			3
CAPE REGIONAL URGENT CARE MARMORA		2	1	33%	3
BOONES CREEK URGENT CARE		1	2	67%	3
PENSACOLA MEDICAL CLINIC LLC			3	100%	3
Medilodge of Monroe		3			3
LEE CONVENIENT CARE AT SUMMERLIN			3	100%	3
PINELLAS PARK HEALTH CENTER - PINELLAS CHD		1	2	67%	3
MCGUFFEY HEALTH CARE CENTER INC		3			3
ADVANCED URGENT CARE CENTER OF THE UPPER KEYS		1	2	67%	3
GONZALEZ MD AND ASWAD MD HEALTH SERVICES			3	100%	3
TAYLOR MANOR		1	2	67%	3
PARRISH MEDICAL CENTER-WAIVED TESTING		3			3
HIALEAH SHORES NURSING AND		2	1	33%	3
COX HEALTH SOUTH LAB		1	2	67%	3
LEESBURG COMMUNITY HEALTH CENTERS			3	100%	3
THE DOCTORS OFFICE OF BRICK, LLC		3			3
Englewood Health and Rehab			3	100%	3
EXPRESSCARE URGENT CARE CENTER			3	100%	3
MEDEXPRESS URGENT CARE GREENSBURG		2	1	33%	3
GYN PATH SERVICES			3	100%	3
HOMELAND CENTER		3			3
DOCTOR 4 U CLINIC		1	2	67%	3
HEALGEN SCIENTIFIC			3	100%	3
Kroger 768 - The Little Clinic Leestown Rd		2	1	33%	3
CVS TX7675POCT RED OAK		1	2	67%	3
SANIBEL MEDICAL CLINIC		1	2	67%	3
KISSIMMEE URGENT CARE		3			3
MEDI PARTNERS OF SOUTH FLORIDA		3			3

# COVID-19: testing by laboratory

Data through May 18, 2021 verified as of May 19, 2021 at 09:25 AM

Data in this report are provisional and subject to change.

The numbers in the table below represent the number of Florida and non-Florida residents for whom test results were received by the Department of Health. A person can be tested by more than one laboratory and can have both positive and negative results. **Therefore, the sum of the numbers in each column will be larger than the total number of people tested.**

Reporting lab	Inconclusive	Negative	Positive	Percent positive	Total
JOHN KNOX MANOR INC II		2	1	33%	3
HARRINGTON PARK HEALTH AND REHAB		3			3
LEGACY ER AND URGENT CARE			3	100%	3
PEDIATRICS BY THE SEA JOG RD OFFICE			3	100%	3
NEWCARE PRIMARY MEDICINE			3	100%	3
NASSAU COUNTY HEALTH DEPARTMENT-FERNANDINA BEACH C		3			3
PRECIDENT FLORIDA		3			3
24TH WEAPONS OF MASS DESTRUCTION - CIVIL SUPPORT		3			3
CVS NC3514POCT STANLEY		3			3
KIDSVILLE PEDIATRICS IV PA		1	2	67%	3
SCIENTIFIC LABORATORY DIVISION			3	100%	3
CLARA MAASS TRANSITIONAL CARE UNIT		3			3
FAMILY CARE SPECIALISTS OF ORLANDO			3	100%	3
ENCOMPASS HEALTH HOME HEALTH		1	2	67%	3
CARESPOT-WELLINGTON			3	100%	3
CCRX OF NORTH CAROLINA, LLC		2	1	33%	3
CVS NE5863POCT OMAHA		1	2	67%	3
THE OASIS BEACHSIDE		3			3
MINUTECLINIC DIAGNOSTIC, PA		3			3
EAST COLONIAL FAMILY MEDICAL CENTER		3			3
James A. Lovell Federal Health Care Center		3			3
Maryfield Inc. dba Pennybyrn		3			3
CVS RI326POCT NORTH SMITHFIELD		3			3
JERSEY IRISH MEDICAL		3			3
FLORIDA MEDICAL ASSOCIATES		3			3
SCHIFF CENTER FOR LIVER DISEASES		1	2	67%	3
Kroger 387 - The Little Clinic Hubbards Lane		3			3
MEDSTAR URGENT CARE, LLC			3	100%	3
CVS OH4359POCT HUDSON		3			3
Kroger 758 - The Little Clinic Providence		3			3
ADVANCE FAMILY PRACTICE LLC			3	100%	3
CERTIVIA LABORATORIES			3	100%	3
NOVA SOUTHEASTERN UNIVERSITY		2	1	33%	3
RESOLUTE PAIN SOLUTIONS		3			3
CORNERSTONE MEDICAL CARE OF BRANDON		2	1	33%	3
CHOTA COMMUNITY HEALTH SERVICES		2	1	33%	3
GARCIA MORALES NELSON			3	100%	3
MEDEXPRESS - WILMINGTON KIRKWOOD HIGHWAY		2	1	33%	3
IP BOISE 1		2	1	33%	3
COUNTRY COTTAGE		3			3
UNIVERSITY URGENT CARE			3	100%	3
BROADWAY HEALTH FLORIDA MEDICAL CLINIC URGENT CARE			3	100%	3
MUNSON MEDICAL CENTER			3	100%	3
BROOKDALE SENIOR LIVING			3	100%	3
CORMEUM LAB SERVICES, LLC			3	100%	3
TWELVE OAKS RECOVERY CENTER			3	100%	3
LEGACY ER & URGENT CARE - FRISCO WEST			3	100%	3

# COVID-19: testing by laboratory

Data through May 18, 2021 verified as of May 19, 2021 at 09:25 AM

Data in this report are provisional and subject to change.

The numbers in the table below represent the number of Florida and non-Florida residents for whom test results were received by the Department of Health. A person can be tested by more than one laboratory and can have both positive and negative results. **Therefore, the sum of the numbers in each column will be larger than the total number of people tested.**

Reporting lab	Inconclusive	Negative	Positive	Percent positive	Total
C19 LABS			3	100%	3
MEDEXPRESS-HOUSTON EAST FWY		1	2	67%	3
RICHMOND CITY DEPARTMENT OF PUBLIC HEALTH			3	100%	3
Walgreens #5984		3			3
OMNI HEALTHCARE INC		1	2	67%	3
320 S TRANSIT ST		3			3
SAMARITAN PACIFIC COMMUNITIES HOSPITAL		2	1	33%	3
Maple Lawn MCF		3			3
SAN JUAN REGIONAL MEDICAL CENTER		3			3
ONslow MEMORIAL HOSPITAL LABORATORY		3			3
PREMIER CLINICAL RESEARCH INSTITUTE INC			3	100%	3
CVS MO10151POCT SPRINGFIELD		2	1	33%	3
NORTHSIDE HOSPITAL D/B/A ARTHRITIS		3			3
ORLANDO AIRPORT DIALYSIS		3			3
NORTH SHORE HOSP. INFECTION CONTROL			3	100%	3
Stonespring Transitional Care		3			3
Greystone Health Care Center		3			3
MEDEXPRESS URGENT CARE, EDWARDSVILLE		3			3
FAMILY TREE MEDICAL GROUP PA		2	1	33%	3
COOPER UNIVERSITY HOSPITAL LABORATORY		2	1	33%	3
MEDEXPRESS URGENT CARE - JEANNETTE		3			3
MINUTECLINIC DIAGNOSTIC OF WISCONSIN,		3			3
QUALITY LABORATORY SERVICE		2	1	33%	3
SIGNATURE CARE PFLUGERVILLE			3	100%	3
FAMILY FIRST PEDIATRICS			3	100%	3
CARECENTER PHARMACY, LLC		3			3
HOPE HEALTH CARE, LLC		3			3
WHOLE CHILD PEDIATRICS			3	100%	3
INTERNAL MEDICINE & PEDIATRICS WELLNESS CENTER			3	100%	3
PRECISION DIAGNOSTIC INC		2			2
WELLNESS MEDICAL CLINIC			2	100%	2
MATHER HOSPITAL			2	100%	2
Eagle Health and Rehabilitation		2			2
TEXAS HEALTH CARE			2	100%	2
Cottage of the Shoals		2			2
Highland Rehabilitation and Nursing Center		2			2
Greystone Nursing and Rehab, LLC			2	100%	2
ALABAMA REFERENCE LAB			2	100%	2
MOBILE HEALTH LABS LLC			2	100%	2
ORLANDO DIALYSIS		1	1	50%	2
Henry County Health and Rehabilitation		2			2
A G RHODES HOME AT WESLEY WOODS		2			2
CVS MA1238POCT MEDFIELD		1	1	50%	2
ARCADIA DIALYSIS CENTER			2	100%	2
MEDICAL WEST FREE STANDING ER		2			2
RIDGEFIELD PEDIATRIC ASSOCIATES		2			2
ACN PHYSICIANS GROUP CORP			2	100%	2



# COVID-19: testing by laboratory

Data through May 18, 2021 verified as of May 19, 2021 at 09:25 AM

Data in this report are provisional and subject to change.

The numbers in the table below represent the number of Florida and non-Florida residents for whom test results were received by the Department of Health. A person can be tested by more than one laboratory and can have both positive and negative results. **Therefore, the sum of the numbers in each column will be larger than the total number of people tested.**

Reporting lab	Inconclusive	Negative	Positive	Percent positive	Total
SIGNATURE CARE LEWISVILLE-EMERGENCY CENTER		1	1	50%	2
FALCON HEALTH CENTER			2	100%	2
PruittHealth Lakehaven		2			2
Pinnacle Assisted Living			2	100%	2
OSF SAINT FRANCIS MEDICAL CENTER			2	100%	2
VOLUNTEERS OF AMERICA OF FLORIDA			2	100%	2
Parkview Care and Rehabilitation Center		2			2
WESTMINSTER SUNCOAST			2	100%	2
MEDICAL ASSOCIATES OF BREVARD DR S VYAS			2	100%	2
BAPTIST HEALTH PRIMARY CARE AT DORAL			2	100%	2
FRESENIUS KIDNEY CARE SOUTH ST PETERSBURG			2	100%	2
VA Healthcare Center- Newburg		1	1	50%	2
CVS AZ3749POCT GOODYEAR		2			2
GIGI WOOD DAVIS DO-FAMILY MEDICINE		2			2
AHC Forest cove		2			2
OPTUMSERVE HEALTH SERVICES INDIANA			2	100%	2
Manorcare Health Services - Williamsport South		2			2
FLORIDA MEDICAL CLINIC PA PATEL CW		1	1	50%	2
CAREWELL JW - WORCESTER LNC			2	100%	2
CHILDREN PHYSICIANS GROUP			2	100%	2
CVS MA1094POCT GREENFIELD		2			2
Green Mountain Nursing and Rehabilitation		2			2
QUALITY URGENT CARE CENTER		1	1	50%	2
NORTH OKALOOSA PHYSICIAN GRP - WALK IN CLINIC			2	100%	2
MEDICAL ARTS LABORATORY			2	100%	2
Luther Acres Manor		2			2
Walgreens #7156			2	100%	2
MIRAMAR KIDNEY CENTER		1	1	50%	2
ELITE MEDICAL LABORATORY SOLUTIONS LLC			2	100%	2
MEDEXPRESS URGENT CARE - WOODBURY			2	100%	2
MEASE MANOR MEMORY CARE		2			2
INTERNAL MEDICINE ASSOCIATES-DUNELLON			2	100%	2
CENTRAL JERSEY URGENT CARE OF GREEN BR		2			2
SKY LAKES MEDICAL CENTER		2			2
CVS NC6633POCT FAYETTEVILLE		2			2
CHIPLEY DIALYSIS			2	100%	2
SOLDIERS' HOME OF HOLYOKE		2			2
ALBANNA PEDIATRICS CENTER			2	100%	2
ACCESS MEDICAL GROUP OF FLORIDA CITY			2	100%	2
THOMASVILLE REGIONAL MEDICAL CENTER		2			2
EXPRESS CARE OF THE SHOALS		1	1	50%	2
STARR COUNTY MEMORIAL HOSPITAL			2	100%	2
URGENTMED PLANTATION			2	100%	2
ANDERSON COUNTY HOSPITAL			2	100%	2
UNITED PHYSICIAN GROUP FAMILY MEDICINE OF HAMPTON		2			2
DUKE HEALTH REGIONAL HOSPITAL			2	100%	2
LIFESPRING COMMUNITY HEALTH		2			2

# COVID-19: testing by laboratory

Data through May 18, 2021 verified as of May 19, 2021 at 09:25 AM

Data in this report are provisional and subject to change.

The numbers in the table below represent the number of Florida and non-Florida residents for whom test results were received by the Department of Health. A person can be tested by more than one laboratory and can have both positive and negative results. **Therefore, the sum of the numbers in each column will be larger than the total number of people tested.**

Reporting lab	Inconclusive	Negative	Positive	Percent positive	Total
PT&J REHAB LLC		1	1	50%	2
GREEN RIVER MEDICAL CENTER			2	100%	2
HEALTH NETWORK			2	100%	2
WURLAND NURSING AND REHABILITATION, L		2			2
CORNELIA REDDY URGENT CARE		2			2
GUARDIAN HOME CARE OF CENTRAL GEORGIA		2			2
MOBILE MEDICAL UNIT- SAINT JOSEPH REG		2			2
PUBLIX PHARMACY #1092		2			2
GPI MEDICAL CENTER, INC			2	100%	2
Kroger 686 - The Little Clinic Farragut		2			2
VITAL CARE CLINIC, LLC			2	100%	2
LEHIGH MEDICAL AND RESEARCH CENTER, INC			2	100%	2
MEDEXPRESS URGENT CARE - LINCOLN		2			2
SOUTH DAKOTA DEPARTMENT OF HEALTH		2			2
AMERICAN RESEARCH CENTERS OF FLORIDA			2	100%	2
MID-FLORIDA HEMATOLOGY AND ONCOLOGY CENTERS		2			2
ROYAL PALM PEDIATRICS			2	100%	2
OAKBRIDGE TERRACE AT SAE			2	100%	2
BAYFRONT CARDIOVASCULAR ASSOCIATES		1	1	50%	2
Macon Valley Nursing and Rehabilitation Center		2			2
ST JOSEPH'S HOSPITAL INC			2	100%	2
TMH EC NORTHEAST LABORATORY			2	100%	2
MINUTECLINIC DIAG OF IND, LLC #4368		2			2
WALGREENS NO 10512		1	1	50%	2
Signature Healthcare of Fort Wayne		2			2
MORRISTOWN MEMORIAL HOSPITAL		2			2
NORTON IMMEDIATE CARE CENTER - PRESTON			2	100%	2
ORLANDO LUTHERAN TOWERS		1	1	50%	2
SIMMONS			2	100%	2
SENDER RETREAT ADULT DAY CARE CENTERS			2	100%	2
COASTAL MEDICAL LAB			2	100%	2
ADVENTHEALTH CENTRA CARE POINCIANA			2	100%	2
Buena Vista Care Center		2			2
Elba Nursing and Rehabilitation Center, LLC		2			2
Life Care Center of Elyria		2			2
THE EDGEWATER AND WATERMAN VILLAGE			2	100%	2
Robert Cranfield			2	100%	2
St. Luke's Care Center		2			2
BLOSSOMS ASSISTED LIVING 1 LLC			2	100%	2
Walgreens #5065		2			2
DAVENPORT PEDIATRICS CLERMONT			2	100%	2
PRESTIGE EMERGENCY ROOM LLC			2	100%	2
Manorcare Health Services West Reading North		2			2
DEVLAB, LLC			2	100%	2
ROBERTS WESLEYAN COLLEGE HEALTH CENTE		2			2
ANNE ARUNDEL MEDICAL CENTER			2	100%	2
WOODLAND VILLAGE HEALTHCARE CENTER		2			2

# COVID-19: testing by laboratory

Data through May 18, 2021 verified as of May 19, 2021 at 09:25 AM

Data in this report are provisional and subject to change.

The numbers in the table below represent the number of Florida and non-Florida residents for whom test results were received by the Department of Health. A person can be tested by more than one laboratory and can have both positive and negative results. **Therefore, the sum of the numbers in each column will be larger than the total number of people tested.**

Reporting lab	Inconclusive	Negative	Positive	Percent positive	Total
WALGREENS #05432		2			2
UNIVERSITY OF MARYLAND PATHOLOGY ASSOCIATES			2	100%	2
EXCUSED ABSENCE PLLC		2			2
BETHESDA HOSPITAL			2	100%	2
HAILE MEDICAL GROUP PA		2			2
CIRRUS DX			2	100%	2
Church Creek SNF			2	100%	2
MEDEXPRESS-DOVER		2			2
HANOVER ENDOSCOPY CENTER		2			2
SUMMIT URGENT CARE - MARIETTA		2			2
PHYSICIANS PREMIER			2	100%	2
UNIVERSITY COMMUNITY HEALTH SERVICES		1	1	50%	2
EXCEPTIONAL EMERGENCY CENTER - AMARILLO			2	100%	2
WATERBURY HOSPITAL REFERENCE LAB			2	100%	2
Walgreens #9890		2			2
Cedar Valley Nursing & Rehab Center		2			2
VALLEY BAPTIST MEDICAL CENTER: BROWNSVILLE			2	100%	2
GOLDSTEIN			2	100%	2
Kroger 096 - The Little Clinic Orchard and Holly		2			2
PM PEDIATRICS OF BAYSIDE PLLC - BELLER		2			2
SHANDS JACKSONVILLE CLINICAL CENTER		1	1	50%	2
EXPRESS CARE WALK-IN CLINIC			2	100%	2
WE CARE HOME HEALTH SOLUTIONS LLC			2	100%	2
BELLIN HOSPITAL			2	100%	2
SCHEURER HOSPITAL		2			2
MINUTECLINIC MINUTECLINIC #4978		1	1	50%	2
MEDICAL ASSOCIATES OF BREVARD LLC		1	1	50%	2
Kroger 477 - The Little Clinic Fort Mitchell		2			2
OHIOHEALTH URGENT CARE			2	100%	2
MEDEXPRESS URGENT CARE - MARTINSVILLE		2			2
Winer Haven Health and Rehabilitation Center		2			2
ABSOLUTE CAREGIVERS HOME HEALTH AGENCY INC			2	100%	2
PEACE RIVER MEDICAL CENTER		2			2
BIOMAT USA			2	100%	2
UTMB PATHOLOGY CLINICAL SERVICES LABORATORY			2	100%	2
Aurora CBOC			2	100%	2
Bethel Lutheran Home		2			2
NEW YORK CITY DEPARTMENT OF HEALTH			2	100%	2
CITRUS DERMATOLOGY			2	100%	2
UPSON REGIONAL MEDICAL CENTER		1	1	50%	2
CHRISTUS SPOHN HOSPITAL			2	100%	2
ROCKEFELLER UNIVERSITY CLINICAL GENOMICS LABORATOR		2			2
LINIL VISITING NURSES, INC		2			2
Veterans Health Administration-Public Health Reference Laboratory		1	1	50%	2
Mount Olivet Careview Home		2			2
Robert J Dole VAMC		2			2
Piney Grove Nursing and Rehabilitation Center		2			2

# COVID-19: testing by laboratory

Data through May 18, 2021 verified as of May 19, 2021 at 09:25 AM

Data in this report are provisional and subject to change.

The numbers in the table below represent the number of Florida and non-Florida residents for whom test results were received by the Department of Health. A person can be tested by more than one laboratory and can have both positive and negative results. **Therefore, the sum of the numbers in each column will be larger than the total number of people tested.**

Reporting lab	Inconclusive	Negative	Positive	Percent positive	Total
MIDWAY PRIMARY CARE LLC		2			2
GSM OCED Subsection			2	100%	2
EASTLAKE MEDICAL CENTER		2			2
UNITY LONGPOND		2			2
Workmens Circle Multicare Center		2			2
ASSOCIATES IN INTERNAL MEDICINE PA			2	100%	2
NIAGARA APOTHECARY INC		2			2
BUCKINGHAM PAVILION INC		2			2
RAPID URGENT CARE - ALBANY			2	100%	2
FLORIDA SPINE AND PAIN SPECIALISTS		2			2
KETTERING MEDICAL CENTER			2	100%	2
ADVENTHEALTH CENTRA CARE LAKE NONA			2	100%	2
BOSTON PUBLIC HEALTH COMMISSION			2	100%	2
ManorCare Health Services Peters Township		2			2
CSS- TWELVE OAKS			2	100%	2
JENNIE STUART MEDICAL CENTER			2	100%	2
CVS M05724POCT KANSAS CITY		2			2
WEAKLEY COUNTY REHAB AND NURSING CENTER		2			2
SWIFT CREEK HEALTH CENTER AT THE TEMPL		2			2
CARENOW LENEXA			2	100%	2
Iowa Veterans Home		2			2
PRIMARY HEALTH CARE ASSOCIATES INC			2	100%	2
HERITAGE VILLAGE REHAB & SKILLED NURSI		2			2
Kroger 667 - The Little Clinic Litchfield Park		2			2
WALGREENS #13605		2			2
INNOVATIVE CARE II LLC			2	100%	2
ADVENT HEALTH CENTRAL TEXAS		1	1	50%	2
ST ANTHONY COMMUNITY HOSPITAL LAB		1	1	50%	2
AFC PHYSICIANS OF FLORIDA, PA			2	100%	2
PALOS COMMUNITY HOSPITAL LABORATORY			2	100%	2
BARDMOOR EMERGENCY CARE CENTER			2	100%	2
MIDWAY UNIVERSITY STUDENT HEALTH CLINIC		2			2
CVS NC2297335CV GREENSBORO		2			2
OUR LOVING HANDS COMPANION SERVICE LLC		2			2
AGILE URGENT CARE			2	100%	2
WALGREENS #06583		2			2
SENTARA NORFOLK GENERAL HOSPITAL			2	100%	2
STANKUS FAMILY CARE		1	1	50%	2
Kroger 101 - The Little Clinic Hill Top		2			2
HOUSTON HEALTH DEPARTMENT - BUREAU OF LABORATORY SERVICES			2	100%	2
ONslow COUNTY HEALTH DEPARTMENT			2	100%	2
CENTRAL FLORIDA FAMILY HEALTH CENTER		2			2
PEDIATRIC HEALTH CARE		1	1	50%	2
SCIENTIFIC LABORATORY COMPANY		2			2
Glenburn Home		2			2
SENECA HEALTH CARE CENTER		2			2
Southern Pines Healthcare Center		1	1	50%	2

# COVID-19: testing by laboratory

Data through May 18, 2021 verified as of May 19, 2021 at 09:25 AM

Data in this report are provisional and subject to change.

The numbers in the table below represent the number of Florida and non-Florida residents for whom test results were received by the Department of Health. A person can be tested by more than one laboratory and can have both positive and negative results. **Therefore, the sum of the numbers in each column will be larger than the total number of people tested.**

Reporting lab	Inconclusive	Negative	Positive	Percent positive	Total
CVS NJ2369POCT JACKSON		2			2
ASANTE ROGUE REGIONAL MEDICAL CENTER L		2			2
BAPTIST HEALTH MEDICAL PLAZA			2	100%	2
PHYSICIANS LABORATORY SERVICES			2	100%	2
MEDEXPRESS URGENT CARE - LINCOLN N 26T		2			2
CHNJ		2			2
AEGIS MEDICAL GROUP LLC			2	100%	2
Lenawee Medical Care Facility		2			2
GENETIC ASSAYS INC			2	100%	2
MEMORIAL HOSPITAL WEST			2	100%	2
THE FOUNTAIN AT BOCA CIEGA BAY		2			2
DOWN HOME MEDICAL			2	100%	2
Walgreens #9278		2			2
MAJESTIC GUARDIANS			2	100%	2
IRA FIALKO DO			2	100%	2
ManorCare Rehab Center of Marietta		2			2
PPD CLINICAL RESEARCH UNIT			2	100%	2
INTERMOUNTAIN MEDICAL CENTER			2	100%	2
MISSION HOSPITAL REGIONAL MEDICAL CENTER			2	100%	2
VENETIAN GARDENS		2			2
Durham VAMC		2			2
Kroger 407 - The Little Clinic Lexington		1	1	50%	2
PIEDMONT MOUNTAINSIDE HOSPITAL LABORAT		2			2
COLONIAL VILLA GOOD SAMARITAN CENTER		2			2
CVS NJ2949POCT EAST HANOVER		2			2
HOLY FAMILY MEDICAL CENTER		1	1	50%	2
VETERANS AFFAIRS MEDICAL CENTER - GREATER LOS ANGELES			2	100%	2
UNIVERSITY OF VERMONT MEDICAL CENTER			2	100%	2
ATVIVO LLC		2			2
INTEAM HEALTH, INC.			2	100%	2
SARASOTA MEMORIAL MEDICAL URGENT CARE CENTER			2	100%	2
METROHEALTH SYSTEM			2	100%	2
PANCARE HEALTH - SNEADS ELEMENTARY			2	100%	2
ASHLEY PEDIATRICS			2	100%	2
NEW YORK UNIVERSITY MEDICAL CENTER			2	100%	2
Northpoint Lexington Healthcare		1	1	50%	2
BAPTIST HOSPITAL INTERNAL MEDICINE GULF BREEZE			2	100%	2
MD NOW URGENT CARE MEDICAL CENTERS INC			2	100%	2
Garden Care Center		2			2
Walgreens #19019		2			2
Sevierville Health and Rehabilitation		2			2
POLK PEDIATRICS		1	1	50%	2
RAINY LAKE MEDICAL CENTER			2	100%	2
UF KANAPAHA LAB BEAKER		2			2
EXCELTOX LABORATORIES LLC		2			2
CRAWFORD COUNTY CARE CENTER		2			2
CROSSTOWN PHARMACY		2			2



# COVID-19: testing by laboratory

Data through May 18, 2021 verified as of May 19, 2021 at 09:25 AM

Data in this report are provisional and subject to change.

The numbers in the table below represent the number of Florida and non-Florida residents for whom test results were received by the Department of Health. A person can be tested by more than one laboratory and can have both positive and negative results. **Therefore, the sum of the numbers in each column will be larger than the total number of people tested.**

Reporting lab	Inconclusive	Negative	Positive	Percent positive	Total
LITTLE FALLS HOSPITAL LABORATORY		2			2
CVS NE2741POCT LA VISTA		2			2
SANTA ROSA COUNTY HEALTH DEPARTMENT			2	100%	2
WALKONCLINIC			2	100%	2
SPARTANBURG REGIONAL MEDICAL CENTER			2	100%	2
The Grand Rehabilitation & Nursing Utica		2			2
METHODIST SPECIALTY CARE CENTER		2			2
BROOKDALE PALM BEACH GARDENS			2	100%	2
SHELL POINT HOME HEALTH			2	100%	2
RAPID MD			2	100%	2
PLASMA MED RESEARCH DBA		2			2
Port Orange Nursing And Rehab Center			2	100%	2
ACKERMAN CANCER CENTER		2			2
PIEDMONT URGENT CARE - CONYERS		2			2
CLINICAL REFERENCE LABORATORY, INC		2			2
CRESTVIEW CLINICAL LABORATORY			2	100%	2
PHOEBE BERKS HEALTH CARE CENTER		2			2
MINERS COLFAX MEDICAL CENTER		2			2
FLORIDA MEDICAL CLINIC RADIOLOGY DALE MABRY		2			2
PM PEDIATRICS OF BAYSIDE, PLLC - RIVE		2			2
VA CBOC			2	100%	2
MEDEXPRESS URGENT CARE, MOSSIDE		2			2
PIEDMONT WALTON HOSPITAL		2			2
PRECISION CLINICAL RESEARCH			2	100%	2
MICARE CLINC			2	100%	2
Kroger 853 - The Little Clinic East Broad Street		2			2
MAYO CLINIC GROUP PRACTICE LABORATORY			2	100%	2
BIOHEALTH MEDICAL LAB INC			2	100%	2
Ozark Health and Rehabilitation, LLC		2			2
CVS TX4794POCT ARLINGTON		2			2
Beth Sholom Home of Eastern Virginia		1	1	50%	2
DELRAY BEACH HEALTH CENTER			2	100%	2
RUST MEDICAL CENTER		2			2
STITCHES ACUTE CARE CENTER OF CHEYENNE			2	100%	2
TWIN LAKES REHAB & HEALTHCARE		2			2
CHAPPEL GROUP RESEARCH, THE		2			2
Kroger 762 - The Little Clinic Clarksville		2			2
OHSU LABORATORY SERVICES		2			2
MINUTE CLINIC DIAGNOSTICS OF IN, LLC #6252		2			2
Warren Center for Rehabilitation and Nursing		2			2
JOHN D. ARCHBOLD MEM. HOSPITAL			2	100%	2
MEDEXPRESS URGENT CARE - BROOKHAVEN		2			2
PEDIATRIC ASSOCIATES OF JULINGTON CREEK			2	100%	2
SUNSHINE PHARMACY		2			2
FLORIDA SCHOOL FOR THE DEAF & BLIND			2	100%	2
Timber Ridge Health Care Center			2	100%	2
GILA REGIONAL MEDICAL CENTER		2			2

# COVID-19: testing by laboratory

Data through May 18, 2021 verified as of May 19, 2021 at 09:25 AM

Data in this report are provisional and subject to change.

The numbers in the table below represent the number of Florida and non-Florida residents for whom test results were received by the Department of Health. A person can be tested by more than one laboratory and can have both positive and negative results. **Therefore, the sum of the numbers in each column will be larger than the total number of people tested.**

Reporting lab	Inconclusive	Negative	Positive	Percent positive	Total
HCR MANOR CARE SERVICES OF FLORIDA III INC		2			2
MEDEXPRESS URGENT CARE - SPRINGFIELD, COOLEY ST		2			2
ALBUQUERQUE - AMG SPECIALTY HOSPITAL		2			2
Beecher Manor Nursing and Rehabilitation Center		2			2
Kroger 426 - The Little Clinic Suwanee		2			2
PREVENTIVE HEALTH PARTNERS I L S C		2			2
AHSC ADVENTHEALTH WELL 65 PLUS		2			2
Kroger 130 - The Little Clinic Colorado Springs		2			2
HEAD 2 TOE PEDIATRICS, PLLC		1	1	50%	2
CARE 365			2	100%	2
BRENTWOOD AT FORE RANCH			2	100%	2
CARE NOW DENTON			2	100%	2
FLORIDA SOUTHERN COLLEGE		1	1	50%	2
EXPRESS CARE OF LEESBURG			2	100%	2
ST VINCENT'S AMBULATORY CARE INC			2	100%	2
URGENT CARE OF COASTAL GEORGIA			2	100%	2
CORTLAND PARK REHABILITATION AND NURSING CENTER		1	1	50%	2
HENRY FORD WEST BLOOMFIELD HOSPITAL			2	100%	2
HUMILITY OF MARY HEALTH PARTNERS			2	100%	2
MEDPOST OF MEMPHIS TN			2	100%	2
TLC MEDICAL			2	100%	2
UNIVERSITY OF MIAMI MEDICINE CLINIC DRI			2	100%	2
WALGREENS #10495		2			2
FLORIDA MEDICAL CLINIC IM LUTz			2	100%	2
DUBOIS CONTINUUM OF CARE COMMUNITY INC		2			2
WHITESANDS OUTPATIENT TREATMENT		2			2
FLORIDA DEPARTMENT OF HEALTH IN ESCAMBIA COUNTY		1	1	50%	2
Arbors at Gallipolis		2			2
LILY PHARMACY		2			2
CAPE FEAR VALLEY MEDICAL CENTER			2	100%	2
POPLAR HEALTHCARE			2	100%	2
FEDERAL CORRECTIONAL INSTITUTION MARIANNA			2	100%	2
AZALEA HEALTH AND REHABILITATION		2			2
STATCARE URGENT AND WALK-IN			2	100%	2
TENNESSEE VALLEY HCS			2	100%	2
PROSPECT URGENT CARE			2	100%	2
STUDENT HEALTH SERVICES			2	100%	2
HEARTLAND REGIONAL MEDICAL CENTER		1	1	50%	2
CARE ATC SUN HYDRAULICS TALLAVAST			2	100%	2
JEFFERSON WASHINGTON TOWNSHIP HOSPITAL		2			2
North Ottawa Care Center at Heartwood Lodge		2			2
MEMORIAL SLOAN KETTERING CANCER CENTER		1	1	50%	2
SUMMERFIELD RETIREMENT LIVING, INC			2	100%	2
AYASS BIOSCIENCE LLC			2	100%	2
Absolut Care at Three Rivers		2			2
TMH PHYSICIAN PARTNERS PERRY		2			2
INTEGRITY CLINICAL RESEARCH CENTER INC		1	1	50%	2

# COVID-19: testing by laboratory

Data through May 18, 2021 verified as of May 19, 2021 at 09:25 AM

Data in this report are provisional and subject to change.

The numbers in the table below represent the number of Florida and non-Florida residents for whom test results were received by the Department of Health. A person can be tested by more than one laboratory and can have both positive and negative results. **Therefore, the sum of the numbers in each column will be larger than the total number of people tested.**

Reporting lab	Inconclusive	Negative	Positive	Percent positive	Total
ORCHARD LABORATORIES			2	100%	2
SWEDISH COVENANT HOSPITAL			2	100%	2
MERCY CONVENIENT CARE			2	100%	2
MEDEXPRESS URGENT CARE - OMAHA N 72 ST		2			2
STUART SURGERY CENTER, LLC			2	100%	2
MARTINSBURG VAMC		2			2
WyndRidge Health & Rehabilitation		2			2
WALGREENS # 04626		1	1	50%	2
URGENT CARE AND SURGERY CENTER			2	100%	2
GOSHEN HOSPITAL			2	100%	2
CARELINE PHARMACY AND HEALTHCARE SERVICES		1	1	50%	2
BETHESDA HEALTH CARE CENTER		2			2
SHELBYVILLE HOSPITAL COMPANY		2			2
ALL CHILDRENS PEDIATRIC CLINIC			2	100%	2
INTEGRATED REGIONAL LABS			2	100%	2
HEALTH GROUP CENTER INC			2	100%	2
WillowBrooke Court at Westminster Village		2			2
MEDEXPRESS URGENT CARE - SOUTH CHARLESTON		2			2
EXPRESS PHARMACY INC		1	1	50%	2
MAGNOLIA ADULT, LLC			2	100%	2
ACCELERATED URGENT CARE		2			2
FIRSTCHOICE FAMILY CARE, PLLC		2			2
TALLAHASSEE MEMORIAL HEALTHCARE FAMILY MED RESIDENCY			2	100%	2
CVS AZ9277POCT TUCSON		2			2
JRS LABORATORY			2	100%	2
CVS AZ9273POCT TUCSON			2	100%	2
COVANCE			2	100%	2
ADVENTHEALTH EAST ORLANDO EMPLOYEE CLINIC		2			2
AMERICAN MOLECULAR LABORATORIES			2	100%	2
WELL-KEY URGENT CARE SEVIERVILLE			2	100%	2
KEY WEST HMA PHYSICIAN MANAGEMENT, LLC			2	100%	2
Kroger 020 - The Little Clinic Wheat Ridge		2			2
SYNEOS HEALTH			2	100%	2
GERM BUSTERS 911 LLC			2	100%	2
SUMMIT URGENT CARE PS			2	100%	2
NEW YORK PSYCHIATRIC INSTITUTE		2			2
MARCO ISLAND HOSPITAL INC D/B/A		1	1	50%	2
LEXINGTON PLACE			2	100%	2
KIVA AT MOUNT DORA			2	100%	2
CEDARS-SINAI MEDICAL CENTER			2	100%	2
AVERA MEDICAL GROUP			2	100%	2
APPLING NURSING & REHABILITATION PAVIL		2			2
TRUE HEALTH INC			2	100%	2
PALM BEACH DIABETES & ENDOCRINE SPECIALISTS PA			2	100%	2
ADVANCED MEDICAL OF FLORIDA			2	100%	2
PRIMARY CARE SERVICES AT WESTMINSTER V		2			2
TEQUESTA FAMILY MEDICAL CENTER LLC			2	100%	2

# COVID-19: testing by laboratory

Data through May 18, 2021 verified as of May 19, 2021 at 09:25 AM

Data in this report are provisional and subject to change.

The numbers in the table below represent the number of Florida and non-Florida residents for whom test results were received by the Department of Health. A person can be tested by more than one laboratory and can have both positive and negative results. **Therefore, the sum of the numbers in each column will be larger than the total number of people tested.**

Reporting lab	Inconclusive	Negative	Positive	Percent positive	Total
Brown Memorial Home		2			2
Bedford Care Center of Hattiesburg		2			2
Kroger 400 - The Little Clinic Hartley Bridge Rd		1	1	50%	2
Kroger 619 - The Little Clinic Hendersonville Indian Lake		2			2
OAKS AT AVON,THE		2			2
AHC PARIS		2			2
ROCKWALL URGENT CARE			2	100%	2
MEDEXPRESS NORTHSIDE			2	100%	2
LUTHERAN SERVICES FLORIDA INC		1	1	50%	2
BAYMEADOWS PRIMARY CARE		2			2
BROOKSVILLE DIALYSIS			2	100%	2
PORTAGE MEDICAL CENTER			2	100%	2
ST. VINCENT HOSPITAL			2	100%	2
PROFESSIONAL DIALYSIS CENTER			2	100%	2
ADVANTA ANALYTICAL LABORATORIES			2	100%	2
SPRING HILL REGIONAL HOSPITAL			2	100%	2
FLAGLER PROFESSIONAL HEALTH CAE SERVICES INC		2			2
RMC BROOKHOLLOW MED AESTHETICS INC		2			2
RAPID MEDLAB (002MO)		2			2
MEDEXPRESS URGENT CARE - LINCOLN VILLA		2			2
FKC AMELIA ISLAND DIALYSIS			2	100%	2
OSF SAINT FRANCIS MEDICAL CENTER LABORATORY			2	100%	2
MORSELIFE HOME CARE INC			2	100%	2
WELLSTREET - SADDLEBROOK		2			2
ASCENSION ST VINCENT'S RIVERSIDE			2	100%	2
Mountainview Nursing Home		2			2
Cortland Acres Association		2			2
Aston Park Health Care Facility		2			2
Kroger 596 - The Little Clinic Brentwood		2			2
HMH HOSPITALS CORPORATION		2			2
ALLSTATE HEALTH SERVICES, INC		2			2
MED-LAKE LABORATORY, LLC			2	100%	2
MEDCARE		2			2
Coos County Nursing Home		2			2
TANNER MEDICAL CENTER VILLA RICA		2			2
NYUMC CLINICAL LABORATORIES			2	100%	2
CLEMENT J ZABLOCKI VAMC		2			2
ADVANCED FOOT AND ANKLE OF INDIAN RIVER		2			2
Hartwell Health and Rehabilitation		2			2
BIONIC TECHNOLOGIES CORPORATION			2	100%	2
NORTH DAKOTA VETERANS HOME		2			2
SIOUX FALLS STORM		2			2
WALGREENS #05018		2			2
HOLY TRINITY PHARMACY LLC		2			2
GRANDVIEW COLLEGE STUDENT HEALTH CENTE		2			2
CITRUS PARK			2	100%	2
TRINITY DIALYSIS			2	100%	2

# COVID-19: testing by laboratory

Data through May 18, 2021 verified as of May 19, 2021 at 09:25 AM

Data in this report are provisional and subject to change.

The numbers in the table below represent the number of Florida and non-Florida residents for whom test results were received by the Department of Health. A person can be tested by more than one laboratory and can have both positive and negative results. **Therefore, the sum of the numbers in each column will be larger than the total number of people tested.**

Reporting lab	Inconclusive	Negative	Positive	Percent positive	Total
SIMEDHEALTH CHIEFLAND DRAW STATION		1	1	50%	2
HEALTH PARTNERS REGIONAL HOSPITAL			2	100%	2
THE HOSPITAL OF PROVIDENCE EMERGENCY ROOM			2	100%	2
Tuscola County Medical Care Community		2			2
MCCALLIE SCHOOL-STUDENT HEALTH CENTER		2			2
WEST VIRGINIA LABORATORIES			2	100%	2
Kroger 519 - The Little Clinic Georgesville Square		2			2
CVS MO8581POCT BLUE SPRINGS		1	1	50%	2
Harris Hill Nursing Facility		2			2
SETON HILL UNIVERSITY		2			2
VAULT HEALTH			2	100%	2
ONTARIO COUNTY PUBLIC HEALTH		2			2
HEALTH NETWORK LAB			2	100%	2
First Care Living Center/Essentia Health			2	100%	2
FLORIDA MEDICAL CLINIC, LLC			2	100%	2
SHADY GROVE ADVENTIST HOSPITAL			2	100%	2
POMERENE HOSPITAL			2	100%	2
CVS OH3306POCT AKRON		1	1	50%	2
LABRADOR PRIMARY CARE CENTER			2	100%	2
CVS IN6611POCT INDIANAPOLIS		1	1	50%	2
VILLAGES HEALTH SYSTEM, LLC, THE			2	100%	2
HOPE HEALTH & WELLNESS		2			2
DELAWARE DIVISION OF PUBLIC HEALTH			2	100%	2
AMERICAN MEDICAL LABORATORIES			2	100%	2
TEMPLE UNIVERSITY HOSPITAL			2	100%	2
MONICE DR.			2	100%	2
COLD SPRING HILLS CENTER FOR NURSING A		2			2
VIRGINIA DEPT OF HEALTH OFFICE OF EPIDEMIOLOGY			2	100%	2
DALLAS MEDICAL CENTER			2	100%	2
HEALTH & REHAB CTR AT DOLPHINS VIEW, THE			2	100%	2
NAVAL BRANCH MEDICAL CLINIC			2	100%	2
VA Central California HCS		2			2
PRIMARY CARE SERVICES AT EDGEWATER		2			2
Kroger 777 - The Little Clinic Shelbyville		1	1	50%	2
PATIENT FIRST - HAMILTON		2			2
MINUTECLINIC DIAGNOSTIC OF KANSAS, PC		2			2
CVS TX7603POCT SAGINAW		2			2
MEMORIAL HOSPITAL OF CARBONDALE			2	100%	2
BLANCHARD VALLEY HOSPITAL LABORATORY			2	100%	2
STARR CITY OF ROMA COMMUNITY CENTER			2	100%	2
BAPTIST HEALTH LEXINGTON			2	100%	2
RIVER CITY MEDICAL ASSOCIATES, INC			2	100%	2
ADVENTHEALTH MEDICAL GROUP COLORECTAL SURGERY AT		2			2
UPS			2	100%	2
SHERIDAN AT HOBE SOUND, THE			2	100%	2
PTC LABORATORIES			2	100%	2
Kroger 328 - The Little Clinic Henderson Road		2			2



# COVID-19: testing by laboratory

Data through May 18, 2021 verified as of May 19, 2021 at 09:25 AM

Data in this report are provisional and subject to change.

The numbers in the table below represent the number of Florida and non-Florida residents for whom test results were received by the Department of Health. A person can be tested by more than one laboratory and can have both positive and negative results. **Therefore, the sum of the numbers in each column will be larger than the total number of people tested.**

Reporting lab	Inconclusive	Negative	Positive	Percent positive	Total
CARLE FOUNDATION HOSPITAL LABORATORY			2	100%	2
WARE EXPRESS CARE			2	100%	2
POMONA VALLEY COMMUNITY HOSPITAL			2	100%	2
Kroger 647 - The Little Clinic Newnan Crossings		1	1	50%	2
SOUTHEASTERN HEALTH FACILITES, INC		1	1	50%	2
NYU LANGONE HUNTINGTON MEDICAL GROUP		2			2
CQUENTIA NGS, LLC			2	100%	2
WAYNE MEMORIAL HOSPITAL		2			2
CVS MI8287POCT MACOMB		2			2
CREATIVE HEALTH CENTER			2	100%	2
DAYTONA BEACH CENTRA CARE			2	100%	2
PATIENT FIRST-BATTLEFIELD			2	100%	2
BAYLOR COLLEGE OF MEDICINE			2	100%	2
SOUTH HILLSBOROUGH CBOC			2	100%	2
HAMPTON VAMC		2			2
Kroger 745 - The Little Clinic Somerset		2			2
VANAYER HEALTHCARE AND REHAB CENTER		2			2
PEACEHEALTH CENTRAL		2			2
Tidelands Health Rehabilitation Hospital			2	100%	2
UNIVERSITY OF TEXAS AT EL PASO, THE			2	100%	2
MID AMERICA CLINICAL LABS			2	100%	2
TRINITAS REGIONAL MEDICAL CENTER		1	1	50%	2
KJ MEDICAL PRACTICE PC		2			2
OELWEIN HEALTH CARE CENTER		2			2
Walgreens #12427		1	1	50%	2
ACORN ESTATES		2			2
MOORE CLINICAL RESEARCH INC			2	100%	2
UHEALTH CARDIOLOGY			2	100%	2
ABSOLUTE QUICK CARE		1	1	50%	2
ABRAKIDABRA PEDIATRIC CLINIC LLC			2	100%	2
ACCESS MEDICAL GROUP OF TAMPA II, INC		2			2
Kroger 687 - The Little Clinic Sugar Hill		1	1	50%	2
BOCA RATON REGIONAL HOSPITAL INC			2	100%	2
MIDLAND MEMORIAL HOSPITAL			2	100%	2
WISCONSIN STATE LABORATORY OF HYGIENE		1	1	50%	2
PM PEDIATRICS OF SELDEN, PLLC		2			2
DOCTOR'S IN-HOUSE LAB/COMMUNITY HEALTH CENTERS OF PINELLAS – JOHNNIE R			2	100%	2
RENFREW CENTERS INC		2			2
ROUTE 16 PHARMACY LLC DBA HOLLAND PHAR		2			2
OAKMONT EAST- GREENVILLE SC, LLC		2			2
MEDEXPRESS URGENT CARE-MT PLEASANT		1	1	50%	2
PROVIDENCE MEDICAL GROUP SHERWOOD IMMEDIATE CARE		2			2
MELBOURNE URGENT CARE			2	100%	2
SAWGRASS PEDIATRIC PARTNERS LLC			2	100%	2
SUNBRIDGE CARE & REHAB FOR DECATUR		2			2
Covington Care Nursing and Rehabilitation		2			2
OUR LADY OF THE LAKE REGIONAL MEDICAL CENTER			2	100%	2

# COVID-19: testing by laboratory

Data through May 18, 2021 verified as of May 19, 2021 at 09:25 AM

Data in this report are provisional and subject to change.

The numbers in the table below represent the number of Florida and non-Florida residents for whom test results were received by the Department of Health. A person can be tested by more than one laboratory and can have both positive and negative results. **Therefore, the sum of the numbers in each column will be larger than the total number of people tested.**

Reporting lab	Inconclusive	Negative	Positive	Percent positive	Total
NATIONWIDE LABORATORY SERVICES		1	1	50%	2
Kroger 739 - The Little Clinic La Grange Road		2			2
Jacob's Creek Nursing and Rehabilitation Center		2			2
NEXTCARE DOBSON			2	100%	2
FLORIDA PRIMARY CARE CENTER PA		2			2
NEMOURS CHILDREN'S PRIMARY CARE OF VERO BEACH			2	100%	2
DURAND SENIOR CARE & REHAB CENTER		2			2
CROSSROADS			2	100%	2
LAKE SUCCESS EXTENDED CARE		2			2
BAYCARE LABORATORIES			2	100%	2
AMERIHEALTH QUICK CARE		2			2
HARTFORD HEALTH CARE & REHABILITATION			2	100%	2
UNIVERSITY OF BALTIMORE WASHINGTON MEDICAL CENTER			2	100%	2
HIGHLAND PARK LAKEWOOD PRESTON HOLLOW			2	100%	2
MAINE CENTER FOR DISEASE CONTROL AND PREVENTION			2	100%	2
PALMS OF FT MYERS,THE			2	100%	2
PATIENT FIRST - WOODBURY		2			2
BIRMINGHAM INTERNAL MEDICINE ASSOCIATE		1	1	50%	2
LAREDO EMERGENCY ROOM			2	100%	2
OXLEY PARK HEALTH & REHAB		2			2
EXPERTUS LABORATORIES, INC.			2	100%	2
Kroger 550 - The Little Clinic Bellevue		2			2
BENEVA LAKES ASSISTED LIVING CENTER			2	100%	2
AMEDISYS HOME HEALTH OF GREENVILLE			2	100%	2
REDMOND REGIONAL MEDICAL CENTER		1	1	50%	2
HAMILTON CHD		2			2
LP Marietta II, LLC		2			2
WILCOX MEDICAL CENTER-ALMA COLLEGE		2			2
MEDEXPRESS URGENT CARE - ROSS TOWNSHIP		2			2
DIGESTIVE DISEASE CARE PC		2			2
IN AND OUT URGENT CARE			2	100%	2
Delaware Court Healthcare Center		2			2
MEDEXPRESS URGENT CARE - BENTON		2			2
AMERICAN FAMILY CARE URGENT CARE		1	1	50%	2
MEDICAL CITY LAS COLINAS			2	100%	2
SPECIALTY LABORATORIES			2	100%	2
MEDEXPRESS URGENT CARE - HAZLET		1	1	50%	2
COLUMBIA COTTAGE		2			2
GOLISANO PEDIATRICS PORT CHARLOTTE HARBOR		2			2
ST ANTHONY'S PINELLAS CARE CLINIC			2	100%	2
ST MARYS HEALTH CARE SYSTEM		2			2
Advanced Rehabilitation and Healthcare of Wichita Falls		2			2
MC MEDICAL			2	100%	2
SIMON MED IMAGING - OCOEE II		2			2
NORTH MANATEE HEALTH CARE CENTER			2	100%	2
MERCY MEDICAL CENTER INC		1	1	50%	2
FAMILY PRACTICE OF CENTRAL FLORIDA PA			2	100%	2

# COVID-19: testing by laboratory

Data through May 18, 2021 verified as of May 19, 2021 at 09:25 AM

Data in this report are provisional and subject to change.

The numbers in the table below represent the number of Florida and non-Florida residents for whom test results were received by the Department of Health. A person can be tested by more than one laboratory and can have both positive and negative results. **Therefore, the sum of the numbers in each column will be larger than the total number of people tested.**

Reporting lab	Inconclusive	Negative	Positive	Percent positive	Total
SOUTHERN OHIO MEDICAL CENTER			2	100%	2
Kroger 356 - The Little Clinic Middletown		2			2
ROYAL OAK MEDICAL CENTER LLC DBA CHARACTER FAMILY			2	100%	2
ARLINGTON DIALYSIS CENTER LLC		2			2
SUDARSAN KAMISSETTY MD PA			2	100%	2
MEDEXPRESS URGENT CARE - WICHITA, N MAIZE RD		1	1	50%	2
PEACE RIVER CENTER CRISIS STABILIZATION UNIT		1	1	50%	2
DEL SOL MEDICAL CENTER			2	100%	2
LEESBURG DIALYSIS CENTER		1	1	50%	2
CLEAR LAKE REGIONAL MEDICAL CENTER			2	100%	2
ECHCS - Jewell Clinic		2			2
WARD MEMORIAL HOSPITAL		2			2
STEELFUSION/RJ LEE GROUP LABORATORY			2	100%	2
ULTIMATE KIDNEY CARE			2	100%	2
NEMOURS CHILDREN'S PRIMARY CARE THE VILLAGES		2			2
FAST AID URGENT CARE			2	100%	2
OAKMONT WEST- GREENVILLE SC		2			2
PREMIER FAMILY CARE I, INC			2	100%	2
EVANS FAMILY CARE PA			2	100%	2
SPECTRUM HEALTH			2	100%	2
VALLEY MEDICAL LABORATORY			2	100%	2
Imboden Creek Living Center		2			2
FLORIDA MEDICAL CENTER OF CLEARWATER		2			2
Great Lakes Health Center			2	100%	2
CAROLINAS HEALTHCARE SYSTEM LAB			2	100%	2
CPL LABS			2	100%	2
RICHICHI FAMILY HEALTH			2	100%	2
WEST HOUSTON MEDICAL CENTER			2	100%	2
ATLAS GENOMICS			2	100%	2
CVS TN5694POCT SODDY DAISY		2			2
BLUEWATER TOXICOLOGY			2	100%	2
CVS MO4088POCT LEES SUMMIT		2			2
VA WNYHCS - Buffalo Division		1	1	50%	2
UNIVERSITY OF MN MEDICAL CENTER EAST CAMPUS			2	100%	2
KEATING SPORTS CENTER		2			2
LAS PALMAS MEDICAL CENTER			2	100%	2
SYMPHONY OF BUFFALO GROVE		2			2
PUBLIC HEALTH LABORATORY	1		1	50%	2
TENNESSEE DEPARTMENT OF HEALTH (TDH) - REGIONAL LABORATORY			2	100%	2
NEW BRIDGE MEDICAL CENTER		2			2
NEW YORK CITY CENTRAL COVID			2	100%	2
VA Greater LA HCS-Santa Maria OPC			2	100%	2
WELLSTREET SMYNA URGENT CARE		2			2
CVS SC7567POCT BOILING SPRINGS		1	1	50%	2
REGIONS HOSPITAL LABORATORY			2	100%	2
DMC UNIVERSITY LABORATORIES		1	1	50%	2
CARIBOU MEDICAL CENTER			2	100%	2

# COVID-19: testing by laboratory

Data through May 18, 2021 verified as of May 19, 2021 at 09:25 AM

Data in this report are provisional and subject to change.

The numbers in the table below represent the number of Florida and non-Florida residents for whom test results were received by the Department of Health. A person can be tested by more than one laboratory and can have both positive and negative results. **Therefore, the sum of the numbers in each column will be larger than the total number of people tested.**

Reporting lab	Inconclusive	Negative	Positive	Percent positive	Total
CLEVELAND CLINIC FLORIDA LABORATORY			2	100%	2
A+ URGENT/PRIMARY CARE			2	100%	2
Mayaguez Outpatient Clinic		2			2
RHODE ISLAND DEPARTMENT OF HEALTH LABORATORIES			2	100%	2
SMITH NORTHVIEW HOSPITAL LAB			2	100%	2
LAB PLUS, LLC			2	100%	2
FLORIDA MENTOR FAULKNER GROUP HOME			2	100%	2
ADVENT HEALTH - OWASA			2	100%	2
JFK MEDICAL CENTER LABORATORY DEPT		2			2
AMICUS MEDICAL CENTER LLC			2	100%	2
WALGREENS AGUADILLA (ST 177)		2			2
FLORIDA DEPARTMENT OF HEALTH PINELLAS COUNTY-			2	100%	2
FORT MYERS NORTH DIALYSIS		1	1	50%	2
DR JAMES D FORBES FAMILY CARE CENTER			2	100%	2
INDIANA STATE DEPARTMENT OF HEALTH LAB			2	100%	2
PRIMACARE MEDICAL LAKEWOOD			2	100%	2
FALMOUTH HOSPITAL		1	1	50%	2
Walgreens #10207		2			2
AUGUSTA HEALTH SKILLED CARE			2	100%	2
SALEM VAMC		2			2
UW HOSPITAL AND CLINICS		1	1	50%	2
PARKRIDGE MEDICAL CENTER			2	100%	2
EAST CENTRAL REGIONAL HOSPITAL GRACEWO		2			2
RM LAB LLC DBA EXPRESS LAB		2			2
ST. JOSEPH REGIONAL MEDICAL CENTER			2	100%	2
RABI SINHA, MD		2			2
ESCANDON DIAGNOSTIC CLINIC			2	100%	2
COBLESKILL REGIONAL HOSPITAL		2			2
Camellia Gardens		2			2
SOUTHERN BREEZE HEALTHCARE		1	1	50%	2
VICKIE N HARRELL MD		2			2
BAPTIST HEALTH PRIMARY CARE HOMESTEAD			2	100%	2
Cypress Cove Center		2			2
OMEGA RESEARCH CONSULTANTS			2	100%	2
DELAWARE VETERANS HOME		2			2
CVS AZ5477POCT SURPRISE		2			2
WEST COAST PEDIATRICS			2	100%	2
Kroger 549 - The Little Clinic Clinton Highway		2			2
MOSAIC MEDICAL CENTER MARYVILLE			2	100%	2
JACOBO N LAMA, MD PA		2			2
TEXAS REGIONAL ASTHMA & ALLERGY CENTER			2	100%	2
LAKEVIEW HEALTH CARE SYSTEM LLC			2	100%	2
TMH PHYSICIAN PARTNERS MONTICELLO		1	1	50%	2
WEST FLORIDA MEDICAL ASSOCIATES, PA			2	100%	2
SIGNAL DIAGNOSTICS DBA FLOWHEALTH LABS			2	100%	2
DESERT HOSPITAL/CPHU CLINICAL LABORATORY			2	100%	2
NEW DISCOVERY BIOLOGICS, LLC		1	1	50%	2

# COVID-19: testing by laboratory

Data through May 18, 2021 verified as of May 19, 2021 at 09:25 AM

Data in this report are provisional and subject to change.

The numbers in the table below represent the number of Florida and non-Florida residents for whom test results were received by the Department of Health. A person can be tested by more than one laboratory and can have both positive and negative results. **Therefore, the sum of the numbers in each column will be larger than the total number of people tested.**

Reporting lab	Inconclusive	Negative	Positive	Percent positive	Total
WILLOWBROOKE CT AT LIMA ESTATES		2			2
U OF MIAMI MILLER SCHOOL OF MEDICINE			2	100%	2
GREEN POINT RX INC DBA ALTRU CHEMISTS		2			2
REELFOOT FAMILY WALK IN CLINIC - TIPT		2			2
BAPTIST HOSPITAL PRIMARY CARE GULF BREEZE			2	100%	2
SHEPHERD CENTER CLINICAL LABORATORY		2			2
Iron County Medical Care Facility		2			2
BERGEN COUNTY SURGICAL AND ENDOSCOPY CENTER		2			2
DOCTORS MEDICAL CTR OF WALTON COUNTY			2	100%	2
WEST BOCA MEDICAL CENTER			2	100%	2
Alden Terrace of McHenry			2	100%	2
WEST FLORIDA MEDICAL ASSOCIATES			2	100%	2
GULFCOAST JEWISH FAMILY			2	100%	2
ST PETERSBURG GENERAL HOSPITAL LABORATORY			2	100%	2
LOWELL GENERAL HOSPITAL			2	100%	2
LONG, SARAH		1	1	50%	2
NORTH MCALLEN PEDIATRIC CENTER			2	100%	2
Kroger 127 - The Little Clinic Lakewood-Alameda		2			2
CVS OH3980POCT KENT		2			2
ADVANCED CARDIOVASCULAR DIAGNOSTICS		2			2
PALM WEST INTERNIST PA			2	100%	2
MAIN STREET MEDICAL CENTERS		2			2
JUPITER PEDIATRIC ASSOCIATES, PA		1	1	50%	2
REHOBOTH MCKINLEY CHRISTIAN HOSPITAL		2			2
PALMETTO FAMILY HEALTH CENTER			2	100%	2
FAMILY URGENT CARE		2			2
The Suites at Western Home Communities		2			2
PIEDMONT ATHENS REGIONAL HOSPITAL LAB			2	100%	2
IN & OUT URGENT CARE METAIRIE			2	100%	2
Providence of Sparta Health and Rehabilitation		2			2
CDPH K-12 SCHOOL LABORATORIES (HILLSBOROUGH CITY SCHOOL DISTRICT)			2	100%	2
NLC LABS			2	100%	2
MY INSTADOC - HOWELL URGENT CARE		2			2
FLORIDA DEPARTMENT OF HEALTH IN CITRUS COUNTY		2			2
DALLAS VA MEDICAL CENTER - VA NORTH TEXAS HEALTH CARE SYSTEM			2	100%	2
PALM BAY COMMUNITY OUTPATIENT CLINIC		2			2
441 URGENT CARE-MULBERRY			2	100%	2
ABBAY DELRAY SOUTH IN FLORIDA			2	100%	2
MEDISURE DBA MY WELLNESS EXPRESS			2	100%	2
SPECTRA EAST INC		1	1	50%	2
UNITED MEMORIAL MEDICAL CENTER			2	100%	2
PHYSICIANS ASSOCIATES PA			2	100%	2
MANSFIELD MEDICAL LODGE			2	100%	2
PUBLIX PHARMACY #1387		2			2
Douglas County Health Center		2			2
CHRISTIAN REST HOME ASSOC		2			2
Guilford Health Care Center		2			2



# COVID-19: testing by laboratory

Data through May 18, 2021 verified as of May 19, 2021 at 09:25 AM

Data in this report are provisional and subject to change.

The numbers in the table below represent the number of Florida and non-Florida residents for whom test results were received by the Department of Health. A person can be tested by more than one laboratory and can have both positive and negative results. **Therefore, the sum of the numbers in each column will be larger than the total number of people tested.**

Reporting lab	Inconclusive	Negative	Positive	Percent positive	Total
Mary Anna Nursing Home		2			2
EASTERN NIAGARA HOSPITAL		2			2
NEIGHBORCARE PHARMACY SERVICES		2			2
RIVIERA BEACH INTEGRATED CARE INC			2	100%	2
Fox Subacute at Warrington		2			2
ALTIUS INSTITUTE FOR BIOMEDICAL SCIENCES			2	100%	2
MEDEXPRESS URGENT CARE -HOWELL US HWY		2			2
THE WINDSOR ORTEGA		2			2
SANFORD REGIONAL HOSPITAL WORTHINGTON		2			2
BAYCARE OUTREACH LAB			2	100%	2
SOUTHERN SPRINGS HEALTH CARE		2			2
DEPT OF HEALTH			2	100%	2
EASTSIDE SPORTS COMPLEX			2	100%	2
MEDAILLE COLLEGE WELLNESS CENTER		2			2
IMMEDIATE CARE MEDICAL CENTER			2	100%	2
Kroger 409 - The Little Clinic Hebron Marketplace		1	1	50%	2
CAROLINA BAY HEALTHCARE CTR OF WILMING		2			2
FIRST CARE WALK IN CLINIC LLC			2	100%	2
CVS OH4327POCT PAINESVILLE		2			2
THE RIM URGENT CARE			2	100%	2
Holiday Retirement Home			2	100%	2
SOUTHEASTERN INSTITUTE OF RESTORATIVE MEDICINE		1	1	50%	2
STEWART ST ELIZABETH MEDICAL CENTER			2	100%	2
MEDEXPRESS URGENT CARE - ST CLAIR, CLOVER DR.		1	1	50%	2
Q ALL CARE MEDICAL PC		2			2
STOP URGENT CARE			2	100%	2
APPLECARE VALDOSTA			2	100%	2
DNA DIAGNOSTICS CENTER		2			2
Dexter Health Care		2			2
CALIFORNIA DIVISION OF COMMUNICABLE DISEASE CONTROL			2	100%	2
Sanctuary Health Wadsworth		2			2
BERKSHIRE MEDICAL CENTER			2	100%	2
87TH MEDICAL GROUP – MCGUIRE AMBULATORY CARE FACILITY		2			2
CONWAY MEDICAL CENTER			2	100%	2
COOL KIDZ PEDIATRICS			2	100%	2
Garden Isle Healthcare and Rehabilitation Center		2			2
DIAGNOSTIC AFFILIATES			2	100%	2
BAYLOR SCOTT & WHITE COMPREHENSIVE WOUND			2	100%	2
FLAGLER HOME CARE			2	100%	2
Bethany Manor		2			2
Ohio Veterans Home-Georgetown		2			2
GALEN BAYLOR EXTENSION		2			2
UNIVERSITY OF MIAMI SCCC RESEARCH LABORATORY			2	100%	2
MINUTECLINIC DIAGNOSTICS OF OKLAHOMA		2			2
ERGENT MED SAINT SIMONS			2	100%	2
The Friendly Home		2			2
GOSHEN MEDICAL CENTER			2	100%	2

# COVID-19: testing by laboratory

Data through May 18, 2021 verified as of May 19, 2021 at 09:25 AM

Data in this report are provisional and subject to change.

The numbers in the table below represent the number of Florida and non-Florida residents for whom test results were received by the Department of Health. A person can be tested by more than one laboratory and can have both positive and negative results. **Therefore, the sum of the numbers in each column will be larger than the total number of people tested.**

Reporting lab	Inconclusive	Negative	Positive	Percent positive	Total
ASCENSION ST MICHAEL'S HOSPITAL LAB		1	1	50%	2
Grand Junction VAMC		2			2
GASTROENTEROLOGY ASSOCIATES			2	100%	2
ILLINOIS DEPT OF PUBLIC HEALTH LABS			2	100%	2
Lake Charles Healthcare LLC dba Landmark Lake Charles			2	100%	2
Manor At Perrysburg		2			2
TRICORE REFERENCE LABORATORY		1	1	50%	2
CHESTERFIELD HEALTHCARE GROUP, INC		2			2
BAYSHORE MEDICAL CENTER			2	100%	2
Fairhaven Retirement Community		2			2
HAWKEYE CARE CENTER DUBUQUE		2			2
HERITAGE CARE AND REHABILITATION CENTE		2			2
GOOD PEDIATRICS			2	100%	2
NEMOURS CHILDRENS PRIMARY CARE CLERMONT			2	100%	2
BRADENTON DIALYSIS			2	100%	2
LIFETIME FAMILY URGENT CARE			2	100%	2
WALGREENS MARATHON		1	1	50%	2
NEMOURS CHILDRENS HORIZON WEST			2	100%	2
MADISON HOSPITAL LABORATORY			2	100%	2
ELMHURST MEMORIAL HOSPITAL			2	100%	2
WALGREENS - 10856		2			2
FL DEPT OF HEALTH MARION COUNTY MOBILE HEALTH UNIT			2	100%	2
ADVENTHEALTH IMAGING PARTIN SETTLEMENT			2	100%	2
BOND COMMUNITY HEALTH CENTER			2	100%	2
GOUVERNEUR HOSPITAL LABORATORY		2			2
ASPIRUS RIVERVIEW HOSPITAL & CLINICS INC		1	1	50%	2
Kroger 441 - The Little Clinic Middletown		2			2
CareATC - Enovation Controls			2	100%	2
AUSTIN REGIONAL CLINIC MICROBIOLOGY LAB			2	100%	2
FAST TEST NOW		2			2
LACORP		1	1	50%	2
RIVERVIEW MEDICAL CLINIC		2			2
RM PHARMACY SERVICES INC		1	1	50%	2
POINT OF CARE PRIVATE HEALTH MANAGEMENT			2	100%	2
MEDERI CARETENDERS		1	1	50%	2
FLORIDA COMMUNITY HEALTH CENTERS, INC.			2	100%	2
MOBILE PHLEBOTOMY SERVICES			2	100%	2
MIDDLE TENN MENTAL HEALTH INSTITUTE		2			2
ST. ELIZABETH HEALTHCARE			2	100%	2
CARTERSVILLE URGENT CARE		1	1	50%	2
DELAWARE DIAGNOSTICS LABS			2	100%	2
IDAHO BUREAU OF LABORATORIES		2			2
SPRINGFIELD HOSPITAL LABORATORY			2	100%	2
COLONIAL HEALTH CARE		1	1	50%	2
Royal C Johnson VA Memorial Hospital		2			2
CVS AZ5892POCT LAVEEN		2			2
Essex Center for Rehabilitation and Healthcare		2			2

# COVID-19: testing by laboratory

Data through May 18, 2021 verified as of May 19, 2021 at 09:25 AM

Data in this report are provisional and subject to change.

The numbers in the table below represent the number of Florida and non-Florida residents for whom test results were received by the Department of Health. A person can be tested by more than one laboratory and can have both positive and negative results. **Therefore, the sum of the numbers in each column will be larger than the total number of people tested.**

Reporting lab	Inconclusive	Negative	Positive	Percent positive	Total
HELEN HAYES HOSPITAL LABORATORY		2			2
The Laurels of Hendersonville		2			2
SUNNYSIDE MANOR		2			2
VALUE DRUGS BRONXVILLE INC		2			2
NORTHWEST MEDICAL CENTER LABORATORY		2			2
UNIVERSITY OF MISSOURI HEALTH CARE			2	100%	2
KANSAS CITY VA MEDICAL CENTER			2	100%	2
LIBERTY HEALTH CENTER			2	100%	2
BMC/JACKSONVILLE		1	1	50%	2
MIDDLEBURG PEDIATRICS			2	100%	2
DIAGNOSTIC CLINIC MEDICAL GROUP INC		2			2
CITY OF NEW YORK DEPARTMENT OF HEALTH			2	100%	2
FRASER MEMORIAL HOSPITAL		1	1	50%	2
GRACE HEALTHCARE OF LAKE WALES		1	1	50%	2
DESERT SPRINGS HOSPITAL			2	100%	2
SOUTHEAST GEORGIA HEALTH SYSTEM			2	100%	2
MEDPOST - NORTH DALLAS			2	100%	2
BROOKS -TLC HOSPITAL SYSTEM			2	100%	2
Katherine Luther Residential Healthcare		2			2
NSUH AT SYOSSET		2			2
Edinboro Manor		2			2
TULANE MEDICAL CENTER			2	100%	2
ST JOHNS EPISCOPAL HOSPITAL SOUTH SHORE		1	1	50%	2
Crest Manor Living and Rehabilitation		2			2
CHI MEMORIAL PRIMARY CARE ASSOCIATES-A		2			2
FLORIDA DEPARTMENT OF HEALTH IN LEE COUNTY		1	1	50%	2
FIRST PREVENTION AND DIALYSIS CENTER LLC			2	100%	2
ABILITY DIAGNOSTICS LLC			2	100%	2
Greenfield Health & Rehab Center		2			2
PINARD HOME HEALTH SERVICES INC			2	100%	2
Good Samaritan Society-Blackduck		1	1	50%	2
BAYCARE OUTREACH LAB WH SOUTH			2	100%	2
LEE PHYSICIAN GROUP FAMILY MEDICINE AT BABCOCK		2			2
MEASE COUNTRYSIDE HOSPITAL CARDIAC REH			2	100%	2
SWEETWATER NURSING CENTER		2			2
The Palms Nursing and Rehabilitation		1	1	50%	2
CVS MA7140POCT WESTPORT		2			2
UT AUSTIN UNIVERSITY HEALTH SERVICES			2	100%	2
UT PATH			2	100%	2
Chatham Nursing and Rehab Center		2			2
UNM SANDOVAL REGIONAL MEDICAL CENTER		2			2
PULMONARY MEDICINE		2			2
ADVENTIST HINSDALE HOSPITAL LABORATORY			2	100%	2
HOLSTON MEDICAL GROUP		2			2
CARTER BLOOD CARE			2	100%	2
CARINGPLUS HOMECARE LLC		1	1	50%	2
COMPLETE HEALTH MEDICAL CENTER			2	100%	2

# COVID-19: testing by laboratory

Data through May 18, 2021 verified as of May 19, 2021 at 09:25 AM

Data in this report are provisional and subject to change.

The numbers in the table below represent the number of Florida and non-Florida residents for whom test results were received by the Department of Health. A person can be tested by more than one laboratory and can have both positive and negative results. **Therefore, the sum of the numbers in each column will be larger than the total number of people tested.**

Reporting lab	Inconclusive	Negative	Positive	Percent positive	Total
PM PEDIATRICS OF BAYSIDE PLLC - HOPEWELL JUNCTION		2			2
UNIVERSTIY OF ILLINOIS HOSPITAL			2	100%	2
LOUIS A JOHNSON VAMC		2			2
MCLAREN REGIONAL MEDICAL CENTER			2	100%	2
HEALTHCARE NETWORK			2	100%	2
Wetumpka Health and Rehab, LLC		2			2
LIFEGUARD AMBULANCE SERVICES LLC, TEXAS- SAN			2	100%	2
MEDSTAR HARBOR HOSPITAL			2	100%	2
Lynwood		2			2
HERNANDO CHILDREN'S			2	100%	2
Good Samaritan Society Waukon		2			2
DRR JMC URGENT CARE DONALD ROSS			2	100%	2
EVERYBODY'S FAMILY CLINIC		2			2
INA		1	1	50%	2
Friendship Manor Inc.		2			2
MOBILE COUNTY HEALTH DEPARTMENT		1	1	50%	2
CARBON HEALTH			2	100%	2
YOUTH AND YOU, INC		2			2
EDGEWATER RETIREMENT MANOR			2	100%	2
Kingston of Miamisburg		2			2
AHC Humboldt		2			2
PUBLIX PHARMACY #1488		2			2
CRUC CMCH-COVID-19		2			2
ATHENA CARE RESOURCES LLC		2			2
TRIDENT ANTI AGING LLC			2	100%	2
AMERICAN LAB LLC		1	1	50%	2
LABCORP OF AMERICA HOLDINGS		1	1	50%	2
PRONTO URGENT CARE			2	100%	2
BAPTIST HOSPITAL LABORATORY			2	100%	2
MIAMI DADE MEDICAL RESEARCH INSTITUTE			2	100%	2
JASPER MEMORIAL HOSPITAL		1	1	50%	2
Parkwood in the Pines		2			2
EASTERN NEW MEXICO UNIVERSITY STUDENT		2			2
CHILDREN'S MEDICAL CENTER-EAST ORLANDO			2	100%	2
Fairlane Gardens Nursing and Rehab at Reading		2			2
CVS MA38POCT CHARLTON		2			2
COLLECTION SITES			2	100%	2
FHCP ASC - ORANGE CITY			2	100%	2
KAISER SUNNYSIDE MEDICAL CTR LAB		2			2
FLORIDA LIVING NURSING CENTER			2	100%	2
LAB CORP OF AMER SAN DIEGO			2	100%	2
NEWTON MEMORIAL HOSPITAL		2			2
ASSOCIATES IN UROGYNECOLOGY MD LLC		2			2
Sanford Health & Rehabilitation			2	100%	2
CONCENTRA - PLANT CITY		2			2
Fairview		1	1	50%	2
FLORIDA KEYS PED & ADOLES CTR			2	100%	2

# COVID-19: testing by laboratory

Data through May 18, 2021 verified as of May 19, 2021 at 09:25 AM

Data in this report are provisional and subject to change.

The numbers in the table below represent the number of Florida and non-Florida residents for whom test results were received by the Department of Health. A person can be tested by more than one laboratory and can have both positive and negative results. **Therefore, the sum of the numbers in each column will be larger than the total number of people tested.**

Reporting lab	Inconclusive	Negative	Positive	Percent positive	Total
IMA MEDICAL CENTER OF SOUTH WEST ORLANDO		1	1	50%	2
MEDEXPRESS URGENT CARE - CONWAY		2			2
MINUTECLINIC DIAG OF IND, LLC #6250		2			2
LOURDES-NOREEN MCKEEN RESIDENCE□			2	100%	2
ENVOY OF FORK UNION, LLC DBA ENVOY AT THE VILLAGE		2			2
PARK CITY HOSPITAL - RESPIRATORY CARE SERVICES			2	100%	2
FHPG SURGICAL ASSOCIATES OF EAST PASCO			2	100%	2
MEDEXPRESS URGENT CARE - SPRINGDALE, S 40TH STREET		2			2
GARNET HEALTH DOCTORS		2			2
MEDEXPRESS URGENT CARE - RUSSELLVILLE, W MAIN ST		2			2
CPL INC/BSSC PATHOLOGY		2			2
Alden Des Plaines			2	100%	2
SPRINGS MEDICAL LAB		1	1	50%	2
CARRIER MILLS NURSING & REHABILITATION CENTER LLC		2			2
CLEVELAND CLINIC IMAGING			2	100%	2
Harbert Hills Academy Nursing Home		2			2
US LABS		2			2
CENTRAL ARKANSAS VETERANS HEALTHCARE SYSTEM - VETERANS AFFAIRS			2	100%	2
INSPIRE HEALTHCARE CENTER			2	100%	2
HOUSTON MEDICAL CENTER LABORATORY		1	1	50%	2
MAYO CLINIC COUMADIN CLINIC LABORATORY		1	1	50%	2
MAGNOLIA MANOR OF COLUMBUS		2			2
CIGNA GATEWAY			2	100%	2
UNIVERSITY MEDICAL CENTER OF SOUTHERN NEVADA (UMCSN)			2	100%	2
BFT LAB			2	100%	2
BLACKBAG DIGITAL HEALTH LLC		2			2
MEDEXPRESS URGENT CARE - DERBY N ROCK		2			2
JORDAN VALLEY MEDICAL CENTER			2	100%	2
SHORE MEDICAL CENTER		2			2
OSF ST JOSEPH MEDICAL CENTER			2	100%	2
GULF COAST REGIONAL MEDICAL CARE		2			2
BEREA URGENT CARE			2	100%	2
MY PHARMACY			2	100%	2
ADVAGENIX			2	100%	2
NOSE AND SINUS INSTITUTE OF BOCA RATON		1	1	50%	2
MEDEXPRESS URGENT CARE - LODI		2			2
LARKIN COMMUNITY HOSPITAL PALM SPRINGS CAMPUS		1	1	50%	2
DJ Jacobetti Home for Veterans		2			2
WELL HEALTH LABS			2	100%	2
LIFT HEALTH		2			2
JACKSON LABORATORY OF GENOMIC MEDICINE		2			2
MANISTEE COUNTY MEDICAL CARE FACILITY		2			2
STATE OF FLORIDA			2	100%	2
CONEMAUGH MEMORIAL MEDICAL CENTER		2			2
DEKALB MEDICAL CENTER LABORATORY			2	100%	2
CVS OH6185POCT PICKERINGTON		2			2
PALM CITY NURSING AND REHAB CENTER			2	100%	2



# COVID-19: testing by laboratory

Data through May 18, 2021 verified as of May 19, 2021 at 09:25 AM

Data in this report are provisional and subject to change.

The numbers in the table below represent the number of Florida and non-Florida residents for whom test results were received by the Department of Health. A person can be tested by more than one laboratory and can have both positive and negative results. **Therefore, the sum of the numbers in each column will be larger than the total number of people tested.**

Reporting lab	Inconclusive	Negative	Positive	Percent positive	Total
Cooperstown Center for Nursing and Rehabililitation		2			2
Kroger 412 - The Little Clinic Oxford		2			2
ADVOCATE SHERMAN HOSPITAL			2	100%	2
MEDEXPRESS URGENT CARE, LEBANON		2			2
Oakmont of Katy Nursing and Rehabilitation		2			2
PALM MEDICAL CENTER - PLANT CITY☐		2			2
PALMETTO BAY MEDICAL CENTER		1	1	50%	2
SOUTH TAMPA AFTER HOURS CLINIC			2	100%	2
NORTH SHORE HEMATOLOGY-ONCOLOGY ASSOCIATES		2			2
WOODHILLS LABS			2	100%	2
SYLVAN NURSING			2	100%	2
Parkridge Specialty Care		2			2
JUST BELIEVE RECOVERY CENTER			2	100%	2
BOCA RATON PHYSICIANS PA			2	100%	2
Village Green Health & Rehabilitation		2			2
CVS PHARMACY INC DBA CVS/PHARMACY # 10600		2			2
CARESPOT URGENT CARE		1	1	50%	2
ST MARY MEDICAL CENTER			2	100%	2
SELECT MEDICAL CLINIC			2	100%	2
DALLAS BAPTIST UNIVERSITY - HEALTH SERVICES			2	100%	2
CVS TX7431POCT ROWLETT		2			2
CVS MA1877POCT NORTON		2			2
FIRST CHOICE MEDICAL PC			2	100%	2
INSPIRIT SENIOR LIVING			2	100%	2
SOWAL HEALTH & DRUG			2	100%	2
LUTHERAN HOSPITAL OF INDIANA			2	100%	2
COOPER CLINIC			2	100%	2
Stillwater Healthcare		2			2
EUROFINS CENTRAL LABORATORY, LLC		2			2
SACRED HEART HOSPITAL ON THE EMERALD			2	100%	2
WELLSTAR SPALDING REGIONAL MEDICAL CENTER		2			2
SOUTHERN REGIONAL MEDICAL CENTER		2			2
MEDICAL CENTER LABORATORY			2	100%	2
CLARKSVILLE HEALTH SYSTEM			2	100%	2
MINUTECLINIC DIAGNOSTIC PA #7110		2			2
CVS LA1116POCT BATON ROUGE		1	1	50%	2
DOCTOR TODAY URGENT CARE			2	100%	2
Colonial Manor Nursing and Rehabilitation Center		2			2
LAWRENCE GENERAL HOSPITAL			2	100%	2
MEMORIAL HERMANN HOSPITAL			2	100%	2
MERCY HEALTH LAB		1	1	50%	2
WASHINGTONVILLE PHARMACY INC		2			2
SCDHEC BUREAU OF LABORATORIES			2	100%	2
RAPID RESULT CORP LLC		1	1	50%	2
UMHC HOLLYWOOD LABORATORY			2	100%	2
Kroger 672 - The Little Clinic Bill Kennedy & Glenwood		2			2
MEDEXPRESS URGENT CARE - MYLAN			2	100%	2

# COVID-19: testing by laboratory

Data through May 18, 2021 verified as of May 19, 2021 at 09:25 AM

Data in this report are provisional and subject to change.

The numbers in the table below represent the number of Florida and non-Florida residents for whom test results were received by the Department of Health. A person can be tested by more than one laboratory and can have both positive and negative results. **Therefore, the sum of the numbers in each column will be larger than the total number of people tested.**

Reporting lab	Inconclusive	Negative	Positive	Percent positive	Total
BAPTIST HEALTHCARE - LAKEVIEW CENTER INC		2			2
SIMPLY HEALTHCARE AND WELLNESS CLINIC, PC			2	100%	2
WILSON MEMORIAL HOSPITAL			2	100%	2
JOHNSON CITY MEDICAL CENTER		1	1	50%	2
MD NOW URGENT CARE CENTER INC.			2	100%	2
HPH HOME CARE		1	1	50%	2
ST. MARY'S MEDICAL CENTER EVANSVILLE, INC			2	100%	2
SPRING VALLEY HOSPITAL MEDICAL CENTER			2	100%	2
AL MANI HEALTH INSTUTUTE		2			2
PATIENT FIRST MEDICAL CENTER-CARYTOWN			2	100%	2
CVS MA1875POCT ASHLAND		1	1	50%	2
MI Nursing Restorative Center		2			2
WillowBrooke Court at Southampton Estates		2			2
LABTOX LABORATORIES			2	100%	2
ADVANCED MEDICAL CARE			2	100%	2
MILLERSVILLE UNIVERSITY HEALTH SERVICE		2			2
SOUTHSIDE FAMILY MEDICAL		2			2
MOUNT SINAI MEDICAL CENTER OF FLORIDA, INC			2	100%	2
FLORIDA MEDICAL CLINIC CARDIOLOGY-ZH			2	100%	2
DESERT ROSE FL LLC		2			2
PUBLIX PHARMACY #1048		2			2
JMC TALLAHASSEE, LLC			2	100%	2
ATLANTIC DIAGNOSTICS			2	100%	2
MIDWAY SPECIALTY CARE CENTER INC		2			2
MEDLOGIC, LLC		2			2
ORLANDO HEALTH MEDICAL GROUP		1	1	50%	2
UMASS MEMORIAL MEDICAL CENTER, INC		1	1	50%	2
UNIVERSITY HOSPITAL OF BROOKLYN		2			2
NOVA SOUTHEASTERN UNIVERSITY - STUDENT MEDICAL CTR			2	100%	2
NEMOURS CHILDRENS PRIMARY CARE			2	100%	2
UWMC MONTLAKE DEPT OF LAB MED			2	100%	2
DOCTORS CARE OF PALM COAST			2	100%	2
ALL PEDIATRIC CARE PA			2	100%	2
BAY CORRECTIONAL AND REHABILITATION FACILITY			2	100%	2
Kroger 518 - The Little Clinic Hermitage		2			2
FLORIDA CLINICAL LABORATORY INC			2	100%	2
NORTHSIDE FAMILY MEDICINE AND URGENT CARE (CUMMING)		2			2
METHODIST MANSFIELD MEDICAL CENTER			2	100%	2
CVS CA8882POCT SAN CLEMENTE		2			2
TSALI CARE CENTER		2			2
BUFFALO CROSSINGS HEALTHCARE AND REHABILITATION CENTER			2	100%	2
STAGES OF LIFE MEDICAL INSTITUTE			2	100%	2
ROPER HOSPITAL			2	100%	2
University Center East			2	100%	2
NORTHSIDE FAMILY MEDICINE AND URGENT CARE (EAST COBB)		2			2
HCA HOUSTON ER 24/7			2	100%	2
GULF COAST MEDICAL CENTER RESPIRATORY CARE			2	100%	2

# COVID-19: testing by laboratory

Data through May 18, 2021 verified as of May 19, 2021 at 09:25 AM

Data in this report are provisional and subject to change.

The numbers in the table below represent the number of Florida and non-Florida residents for whom test results were received by the Department of Health. A person can be tested by more than one laboratory and can have both positive and negative results. **Therefore, the sum of the numbers in each column will be larger than the total number of people tested.**

Reporting lab	Inconclusive	Negative	Positive	Percent positive	Total
BERNHARDT LABORATORIES INC			2	100%	2
PLAINS REGIONAL MEDICAL CENTER		2			2
CAREATC - PALM HARBOR		1	1	50%	2
MILLER'S MERRY MANOR		2			2
SOUTHERN TENNESSEE MEDICAL CENTER			2	100%	2
Avanti Wellness and Rehab			2	100%	2
WALGREENS #03093		2			2
Van Wert Manor		2			2
CVS PA5447POCT NEWTOWN		2			2
MOUNT ST MARYS HOSPITAL OF NIAGARA FALLS		1	1	50%	2
SUNCOAST BLOOD BANK			2	100%	2
ON-SITE MEDICAL SOLUTIONS		2			2
DIVERSE MEDICAL CARE LLC			2	100%	2
MAWD PATHOLOGY GROUP			2	100%	2
MILFORD REGIONAL HOSPITAL			2	100%	2
INTERNAL MEDICINE SPECIALISTS MEDICAL GROUP, PA		2			2
Virginia Gay Nursing and Rehab		2			2
VALUE DRUGS GREENLAWN INC		2			2
CVS TX3702POCT KATY		2			2
IM&P WELLNES CENTER			2	100%	2
MEMORIAL HOSPITAL OF SOUTH BEND			2	100%	2
EASTGENE LABORATORIES		2			2
ARCPPOINTLABS OF VIRGINIA BEACH		1	1	50%	2
ROYAL CARE MEDICAL CENTER			2	100%	2
JULIE STAATS DO		2			2
HOME ACCESS HEALTH			2	100%	2
Parkwood Healthcare Facility		1			1
THE INTERNAL MEDICAL GROUP		1			1
Kroger 923 - The Little Clinic Centerville		1			1
EDEN HEALTH NOMAD LAB		1			1
CLEVELAND HEARTLAB			1	100%	1
STEVEN J VALENTINO, DO PC		1			1
MED CHOICE CENTER OF NORTH MIAMI			1	100%	1
Kroger 006 - The Little Clinic Uintah Gardens		1			1
MD NOW MEDICAL CENTERS, INC			1	100%	1
CALIFORNIA PUBLIC HEALTH LABORATORY			1	100%	1
CLINICAL RESEARCH OF WEST FLORIDA		1			1
Sherwood Oaks Health Center			1	100%	1
GADSDEN FAMILY PRACTICE		1			1
VETERANS AFFAIRS MEDICAL CENTER - EAST ORANGE			1	100%	1
ARTESIAN HOME		1			1
SAINT ALPHONSUS REGIONAL MEDICAL CENTER			1	100%	1
PREMISEHEALTH		1			1
MD TOX LABORATORY			1	100%	1
SOUTHWESTERN VERMONT MEDICAL CENTER			1	100%	1
FAMILY MEDICAL CLINIC KENDALL LLC			1	100%	1
CRESTVIEW MED CLIN LAB			1	100%	1

# COVID-19: testing by laboratory

Data through May 18, 2021 verified as of May 19, 2021 at 09:25 AM

Data in this report are provisional and subject to change.

The numbers in the table below represent the number of Florida and non-Florida residents for whom test results were received by the Department of Health. A person can be tested by more than one laboratory and can have both positive and negative results. **Therefore, the sum of the numbers in each column will be larger than the total number of people tested.**

Reporting lab	Inconclusive	Negative	Positive	Percent positive	Total
MARYLAND DEPARTMENT OF HEALTH AND MENTAL HYGIENE			1	100%	1
MCR HEALTH VENICE PEDIATRICS			1	100%	1
Magnolia Manor of St. Simons Island		1			1
DR Q PEDIATRICS			1	100%	1
Nemours Children's Primary			1	100%	1
Lantern Park Specialty Care		1			1
SANTA MONICA CA-UCLA MC			1	100%	1
TILE PHARMACY		1			1
FAMILY INTERNAL MEDICINE OF CLERMONT			1	100%	1
HALIFAX HEALTH PRIMARY CARE ORMOND			1	100%	1
TMH PHYSICIAN PARTNERS			1	100%	1
ST JOHNS PEDIATRICS PA		1			1
GENEVA FAMILY HEALTH			1	100%	1
BEACH CARE PLLC			1	100%	1
MEDICAL CLINIC OF HOUSTON			1	100%	1
BORINQUEN HEALTH CENTER			1	100%	1
OAKWOOD HOSPITAL - SOUTHSORE			1	100%	1
JACKSON GENERAL HOSPITAL			1	100%	1
Gulf Coast health and Rehabilitation, LLC		1			1
WALGREENS CP		1			1
DOYLESTOWN HOSPITAL			1	100%	1
SAINT AGNES HOSPITAL			1	100%	1
PAMC MICRO LAB			1	100%	1
ISSAM ALBANNA MD PA			1	100%	1
MINUTECLINIC DIAGNOSTIC OF TN PC #6437		1			1
AMERICAN FAMILY CARE - SMYRNA			1	100%	1
TMH URGENT CARE CENTER			1	100%	1
PENSACOLA PATHOLOGY		1			1
BIO REFERENCE LABORATORIES INC			1	100%	1
ST. LUKES HOSPITAL			1	100%	1
FLORIDA CLINICAL LABORATORY INC DBA			1	100%	1
CHILDRENS SPECIALIST PEDIATRIC PULMMOLOGY &			1	100%	1
Avera Sr. James Care Center		1			1
Greene Meadows Nursing and Rehabilitation Center		1			1
PowerBack Piscataway Center		1			1
EPIC CARE PHARMACY		1			1
Westminster Canterbury Richmond		1			1
SV MOBILE HEALTH			1	100%	1
TRIHEALTH			1	100%	1
CERTUS OC OPCO, LLC			1	100%	1
Melbourne Terrace Rehabilitation Center			1	100%	1
TAMPA FAMILY HEALTH CENTERS			1	100%	1
HUNTERS CREEK MEDICAL ASSOCIATES PA		1			1
FLAGLER MEDICAL ASSOCIATES PA			1	100%	1
NORTHEAST TEXAS DIALYSIS		1			1
ST JOHN FISHER COLLEGE HEALTH AND WELLNESS		1			1
ASSOCIATES MD MEDICAL GROUP INC			1	100%	1

# COVID-19: testing by laboratory

Data through May 18, 2021 verified as of May 19, 2021 at 09:25 AM

Data in this report are provisional and subject to change.

The numbers in the table below represent the number of Florida and non-Florida residents for whom test results were received by the Department of Health. A person can be tested by more than one laboratory and can have both positive and negative results. **Therefore, the sum of the numbers in each column will be larger than the total number of people tested.**

Reporting lab	Inconclusive	Negative	Positive	Percent positive	Total
DECATUR MORGAN HOSPITAL - DECATUR GENE		1			1
JP MORGAN CHASE HEALTH SERVICES			1	100%	1
LAS PALOMAS SENIOR LIVING		1			1
VCU HEALTH MEDICAL CENTER PATHOLOGY			1	100%	1
ADVANCE HEALTH AND WELLNESS SOLUTIONS			1	100%	1
MISSION HOSPITAL – MEMORIAL CAMPUS			1	100%	1
HILTON HEAD HOSPITAL/INPATIENT			1	100%	1
SOUTHERN NEVADA HEALH DISTRICT LABORATORY SYSTEM			1	100%	1
KIOSK MEDICINE OF KENTUCKY LLC		1			1
2504-HOMEWOOD		1			1
AVANTARA REDFIELD		1			1
SUNSHINE URGENT CARE			1	100%	1
Kroger 63 - The Little Clinic Glassford Hill Rd		1			1
park avenue extended care		1			1
WALGREENS #5130			1	100%	1
CONCORDIA MANOR			1	100%	1
WESTCOAST FAMILY PRACTICE		1			1
HIGH DESERT COURT GROUP HOME			1	100%	1
MORGAN STANELY HEALTH CENTER		1			1
EMPATH HOME HEALTH LLC			1	100%	1
CONNECTICUT CVS PAHRMACY, LLC		1			1
NORWOOD HEALTH CENTER		1			1
CENTRAL CAROLINA HOSPITAL			1	100%	1
BLESSINGS MEDICAL CLINIC, THE			1	100%	1
KID FIXERS		1			1
SMA BEHAVIORAL HEALTH SERVICES INC		1			1
PARKVIEW OUTREACH COMMUNITY CENTER			1	100%	1
Heartland of Pittsburgh PA, LLC		1			1
NONA MEDICAL ARTS		1			1
CLEVELAND CLINIC OUTPATIENT LABORATORY			1	100%	1
Salem Hills Rehabilitation and Nursing Center		1			1
Lutheran Community at Telford		1			1
COMPLEX LABS, LLC		1			1
MANOR CARE OF DELRAY BEACH FL LLC		1			1
ST. JOHN HOSPITAL & MEDICAL CENTER			1	100%	1
ROCHELLE PARK MEDICAL CENTER PA		1			1
SANFORD LABORATORY BISMARCK			1	100%	1
Avantara Lake Norden		1			1
WMG URGENT CARE WOODSTOCK			1	100%	1
COSTCO PHARMACY #1023			1	100%	1
ADVANCE FLORIDA CONSULTING			1	100%	1
FLORIDA HEART AND VASCULAR MULTISPECIALTY GROUP PA			1	100%	1
GWINNETT MEDICAL CENTER			1	100%	1
SUN LABORATORY SERVICES,INC			1	100%	1
UTAH VALLEY HOSPITAL LABORATORY			1	100%	1
ALPHA CLINICAL LABORATORY CORP.			1	100%	1
FLORIDA MEDICAL CLINIC, PA		1			1



# COVID-19: testing by laboratory

Data through May 18, 2021 verified as of May 19, 2021 at 09:25 AM

Data in this report are provisional and subject to change.

The numbers in the table below represent the number of Florida and non-Florida residents for whom test results were received by the Department of Health. A person can be tested by more than one laboratory and can have both positive and negative results. **Therefore, the sum of the numbers in each column will be larger than the total number of people tested.**

Reporting lab	Inconclusive	Negative	Positive	Percent positive	Total
ARIZONA STATE LABORATORY			1	100%	1
FIRST CARE HOME SERVICES INC			1	100%	1
EAST LANSING OPCO		1			1
TRUMAN MEDICAL CENTER - HOSPITAL HILL			1	100%	1
ERIE COUNTY EMERGENCY SERVICES DIV OF		1			1
LCMC LAB SUBSECTION		1			1
PINEBROOK CARE AND REHABILITATION CENTER□			1	100%	1
NORTHWEST TEXAS HEALTHCARE SYSTEM,INC			1	100%	1
MED FIRST IMMEDIATE CARE AND FAMILY PRACTICE			1	100%	1
TITUSVILLE CENTER FOR SURGICAL EXCELLENCE LLC		1			1
SIGNATURE CARE MEMORIAL CITY			1	100%	1
ST JOSEPHS CHILDRENS HOSPITAL PEDI TRANSPORT			1	100%	1
HARDIN MEMORIAL HOSPITAL - HEARTLAND PATHOLOGY CONSULTANTS			1	100%	1
SANCHEZ CAZAU MEDICAL GROUP			1	100%	1
CATHEDRAL GERONTOLOGY CENTER DBA CATHEDRAL CARES			1	100%	1
NEW HORIZON PRIMARY CARE LLC			1	100%	1
FAMILY MEDICAL CARE OF MOUNT DORA INC			1	100%	1
Walgreens #9620		1			1
Washington County Nursing H0me			1	100%	1
GEAUGA REGIONAL HOSPITAL		1			1
DOCTORS MEDICAL CENTER			1	100%	1
WALGREEN#12147		1			1
BAPTIST HEALTH PRIMARY CARE AT CUTLER BAY			1	100%	1
ADVENTHEALTH MEDICAL GROUP INTERNAL MEDICINE AT MILLS			1	100%	1
LIFEBRITE LABORATORIES, LLC			1	100%	1
CARSON NURSING AND REHABILITATION CENTER		1			1
MEDICAL ASSOCIATES OF THE SHOALS		1			1
DEVLIN MANOR NURSING AND REHABILITATION		1			1
AVERA HEART HOSPITAL OF SD			1	100%	1
ALBUQUERQUE INDIAN HEALTH CENTER		1			1
BREVARD HEALTH ALLIANCE - SARNO/MELBOURNE		1			1
ADVANTA LABS, LLC		1			1
HEALTH CARPENTER PLLC		1			1
VA NCHCS - Mather Division		1			1
MID-FLORIDA PATHOLOGY LLC		1			1
EUGENE T FINAN, MD			1	100%	1
White River Health Care Center		1			1
AURORA MEDICAL CENTER-KENOSHA			1	100%	1
SMITH			1	100%	1
MEDCOR INC			1	100%	1
BIOMERIEUX			1	100%	1
IVY CREEK FAMILY CARE OF TROY			1	100%	1
SIGNATURE CARE MIDLAND			1	100%	1
GREATER TAMPA AT HOME			1	100%	1
FASTMED-MILL AVENUE			1	100%	1
Nemours Children's Clinic-Orla			1	100%	1
MONROE HOSPITAL			1	100%	1

# COVID-19: testing by laboratory

Data through May 18, 2021 verified as of May 19, 2021 at 09:25 AM

Data in this report are provisional and subject to change.

The numbers in the table below represent the number of Florida and non-Florida residents for whom test results were received by the Department of Health. A person can be tested by more than one laboratory and can have both positive and negative results. **Therefore, the sum of the numbers in each column will be larger than the total number of people tested.**

Reporting lab	Inconclusive	Negative	Positive	Percent positive	Total
NABI		1			1
MARTIN LUTHER KING RENAL INSTITUTE			1	100%	1
FRESENIUS MEDICAL CARE TRADTION			1	100%	1
WEST FLORIDA MEDICAL CENTER CLINIC			1	100%	1
Walgreens #12695			1	100%	1
RED HOOK FAMILY PRACTICE		1			1
GAMMA HEALTHCARE, INC		1			1
Ladera Center		1			1
INFANTS & CHILDREN PA			1	100%	1
WESTEX URGENT CARE, PLLC			1	100%	1
BGB SUMMIT MEDICAL GROUP		1			1
MED BAR LLC		1			1
SPHERE DX			1	100%	1
NEXTCARE POWER			1	100%	1
PROVIDENCE ST PETER HOSPITAL		1			1
Hearthstone Nursing and Rehabilitation Center		1			1
MOUNTAINVIEW URGENT CARE VALLEY		1			1
Jewish Senior Services		1			1
HEALTH ALLIANCE			1	100%	1
AVERA ST. MARY'S HOSPITAL			1	100%	1
Miller Health Care Center			1	100%	1
MINUTE CLINIC DIAGNOSTIC MED GRP OF CA		1			1
AMERICA'S ER SITE 002 LLC			1	100%	1
VA Ann Arbor HCS - Toledo CBOC		1			1
LABWORKS LLC			1	100%	1
Advanced Rehabilitation of Vernon		1			1
KATHY L ANDERSON DO PA			1	100%	1
CONCENTRA - LEESBURG		1			1
RENOWN REGIONAL MEDICAL CENTER			1	100%	1
COASTAL PEDIATRICS LLC			1	100%	1
CVS SC7012POCT BALLENTINE			1	100%	1
WESLEY CHAPEL INTERNAL MEDICINE AND PEDIATRICS PA			1	100%	1
SACRED HEART HOSPITAL NURSING			1	100%	1
LABTECH DIAGNOSTICS			1	100%	1
UNIVERSITY OF TOLEDO MEDICAL CENTER			1	100%	1
QLABS			1	100%	1
JOHN MANCHIN SR HEALTH CARE CENTER		1			1
NEMOURS CHILDREN'S PRIMARY CARE			1	100%	1
WINTHROP MANOR NURSING CENTER		1			1
AMERITECH COLLEGE OF HEALTHCARE			1	100%	1
MAHONEY PEDIATRICS PA			1	100%	1
NCH HEALTHCARE CREEKSIDE ENDOSCOPY			1	100%	1
Northern Nevada State Veterans Home		1			1
CHAMBREL AT PINECASTLE			1	100%	1
Village Crest Center for Health & Rehabilitation		1			1
ST.ELIZABETH HEALTH CENTER	1				1
SUNRISE/QUAY COUNTY HEALTH CLINIC		1			1

# COVID-19: testing by laboratory

Data through May 18, 2021 verified as of May 19, 2021 at 09:25 AM

Data in this report are provisional and subject to change.

The numbers in the table below represent the number of Florida and non-Florida residents for whom test results were received by the Department of Health. A person can be tested by more than one laboratory and can have both positive and negative results. **Therefore, the sum of the numbers in each column will be larger than the total number of people tested.**

Reporting lab	Inconclusive	Negative	Positive	Percent positive	Total
INTERNAL MEDICINE ASSOCIATES OF LAKE			1	100%	1
CVS KS8573POCT OVERLAND PARK		1			1
SEABROOK EMS			1	100%	1
SUMMERFIELD PAIN MANAGEMENT			1	100%	1
MISSION REGIONAL MEDICAL CENTER			1	100%	1
SUPREME MEDICAL GROUP PLLC			1	100%	1
SOUTH TEXAS HEALTH SYSTEM ER - WARE ROAD			1	100%	1
TEMPLE TERRACE DIALYSIS			1	100%	1
BRADENTON CONVENTION CENTER□			1	100%	1
BIODORON LABORATORIES			1	100%	1
ADVANCED CARDIOVASCULAR DIAGNOSTICS PL		1			1
BISHOP KEARNEY		1			1
CONVENIENT MD			1	100%	1
AESTHETIC PHYSICIANS PC			1	100%	1
MEDICAL LIFE-INC GUIDEWELL EMERGENCY MEDICINE			1	100%	1
Pinnacle Health and Rehab at South Portland		1			1
ELAN MANATEE			1	100%	1
WESLEY MEDICAL CENTER			1	100%	1
WELLSTREET CLAIRMONT		1			1
LANGLEY DIALYSIS			1	100%	1
URGENT CARE OF FORT LAUDERDALE INC			1	100%	1
ST MICHAEL'S ELITE MEDICAL HOSPITAL			1	100%	1
LACKAWANNA HEALTH AND REHAB CENTER		1			1
SOMA MEDICAL CENTER PA #2 OAKLAND			1	100%	1
RIVERVIEW HOSPITAL	1				1
Schoenbrunn Healthcare		1			1
NOVANT HEALTH PRINCE WILLIAM WELLNESS CENTER			1	100%	1
NAVICENT HEALTH OCONEE, LLC		1			1
FAU MEMORY & WELLNESS CENTER			1	100%	1
SHARON REGIONAL MEDICAL CENTER			1	100%	1
HEBER VALLEY HOSPITAL			1	100%	1
ROAN MOUNTAIN MEDICAL CENTER			1	100%	1
CROWNPOINT HEALTHCARE FACILITY		1			1
FORT MYERS DIALYSIS		1			1
SPRINGBROOK HOSPITAL			1	100%	1
CHILDRENS DOCTOR OF TAMPA BAY, THE			1	100%	1
San Antonio Residence and Rehabilitation Center		1			1
SAINT JOSEPHS HOSPITAL OF ATLANTA			1	100%	1
STAT EMERGENCY CENTER			1	100%	1
STANLY REGIONAL MEDICAL CENTER			1	100%	1
IMMERSION RECOVERY CENTER LLC			1	100%	1
FORT LOUDOUN PRIMARY CARE		1			1
HEBER VALLEY MEDICAL CENTER			1	100%	1
NORTH SHORE HEMATOLOGY-ONCOLOGY ASSOCI		1			1
OUCH URGENT CARE			1	100%	1
PALM AVENUE BAPTIST TOWER INC		1			1
Walgreens #11724		1			1

# COVID-19: testing by laboratory

Data through May 18, 2021 verified as of May 19, 2021 at 09:25 AM

Data in this report are provisional and subject to change.

The numbers in the table below represent the number of Florida and non-Florida residents for whom test results were received by the Department of Health. A person can be tested by more than one laboratory and can have both positive and negative results. **Therefore, the sum of the numbers in each column will be larger than the total number of people tested.**

Reporting lab	Inconclusive	Negative	Positive	Percent positive	Total
MAIN STREET PHARMACY OF MARCELLUS, INC		1			1
SALEM HOSPITAL REGIONAL LABORATORY		1			1
PROGENESIS INC			1	100%	1
MONROE COUNTY PUBLIC HEALTH DEPARTMENT			1	100%	1
Ravenwood Speciality Care		1			1
BAYLOR SCOTT & WHITE ALL SAINTS MEDICAL CENTER FT			1	100%	1
PULSE MEDICAL DOCTOTS LLC			1	100%	1
NEW MILFORD HOSPITAL			1	100%	1
BRETON REHABILITATION & LIVING CENTRE		1			1
MEMORIAL PHYSICIANS LABORATORY			1	100%	1
THE CHILDREN'S HOSPITAL OF PHILADELPHIA		1			1
SAINT PETE MRI			1	100%	1
ATLANTIS VISION CENTER			1	100%	1
Chesapeake Shores - Signature HealthCare LLC		1			1
Manassas Health & Rehab			1	100%	1
BRANKO D PEJIC MD FAMILY PRACTICE			1	100%	1
MISSOURI DEPT. OF HEALTH			1	100%	1
Baypoint Healthcare Center			1	100%	1
DILELLA			1	100%	1
ST JUDE CARE CENTER		1			1
Walgreens #12271		1			1
FAMILY MEDICAL CENTRE			1	100%	1
TRITENN LLC		1			1
MARTIN HEALTH PHYSICIAN GROUP			1	100%	1
FAMILY MEDICINE AT CELEBRATION		1			1
MT ST RITA HEALTH CENTRER		1			1
ENCOMPASS HEALTH REHABILITATION HOSPITAL OF		1			1
FIRST MED URGENT CARE - NW 39TH			1	100%	1
CERMAK HEALTH SERVICES			1	100%	1
FLORIDA MEDICAL CLINIC PA GI			1	100%	1
SKYRIDGE CLINICAL ASSOCIATES		1			1
Maplewood of Cheshire County		1			1
DAYTONA BEACH DIALYSIS			1	100%	1
NATION'S BEST CARE HOME HEALTH			1	100%	1
APC HEALTH LLC			1	100%	1
UT HEALTH RIO GRANDE VALLEY PRIMARY CARE AT			1	100%	1
CONNECTICUT PEDIATRICS @ CHC		1			1
Lemont Nursing and Rehab Center			1	100%	1
Livingston County Center for Nursing and Rehabilitation		1			1
MCR HEALTH MEDICAL EXPRESS			1	100%	1
ADVANCED RESEARCH AND DIAGNOSTIC LABORATORY UNIVERSITY OF MINNESOTA			1	100%	1
SIPERSTEIN DERMATOLOGY LLC			1	100%	1
BAPTIST HOSPITAL EAST			1	100%	1
CARENOW-MONTGOMERY			1	100%	1
AURORA HEALTH CARE METRO INC			1	100%	1
VA ST LOUIS HEALTH CARE SYSTEM			1	100%	1
FLORIDA EPIDEMIOLOGY PROGRAM			1	100%	1

# COVID-19: testing by laboratory

Data through May 18, 2021 verified as of May 19, 2021 at 09:25 AM

Data in this report are provisional and subject to change.

The numbers in the table below represent the number of Florida and non-Florida residents for whom test results were received by the Department of Health. A person can be tested by more than one laboratory and can have both positive and negative results. **Therefore, the sum of the numbers in each column will be larger than the total number of people tested.**

Reporting lab	Inconclusive	Negative	Positive	Percent positive	Total
SUNCOAST RESEARCH GROUP LLC			1	100%	1
ROSE HAVEN NURSING CENTER		1			1
EXAC CARE CROSSVILLE		1			1
PATIENT FIRST - GARRISONVILLE			1	100%	1
WINCHESTER URGENT CARE, PC		1			1
ABE'S GARDEN/PARK MANOR APARTMENTS		1			1
ASHLEY CLINICAL DIAGNOSTIC LABORATORY			1	100%	1
CARESOUTH HHA HOLDINGS OF VIRGINIA, LLC			1	100%	1
MEMORIALCARE LONG BEACH MEDICAL CENTER			1	100%	1
RIVER CHASE HEALTH AND REHABILITATION CENTER			1	100%	1
West Woods of Niles		1			1
GENESIS HOME HEALTH CARE SERVICES OF			1	100%	1
CHATEAU MADELEINE - SENIOR LIVING & MEMORY CARE			1	100%	1
Indianspring of Oakley		1			1
EXPRESS LAB LIVINGSTON			1	100%	1
WASHINGTON SOLDIERS HOME AND COLONY		1			1
RAYMOND F CARON MD			1	100%	1
PINELLAS POINT NURSING AND REHAB CENTER			1	100%	1
Accordius Health at Harrisonburg		1			1
NSPIRE HEALTHCARE PLANTATION			1	100%	1
Remarkable Healthcare Dallas			1	100%	1
HALE KUPUNA HERITAGE HOME		1			1
FOUNDATION LABORATORY			1	100%	1
PALMETTO PRIMARY CARE PHYSICIANS			1	100%	1
SOUTHEAST HEALTH WESTGATE CLINIC			1	100%	1
WITHHEALTH, INC		1			1
JACKSONVILLE HEALTH & REHAB		1			1
MARTIN MEM FAMILY CARE AT ST LUCIE W			1	100%	1
Autumn Care of Suffolk		1			1
DR DAN C TRIGG MEMORIAL HOSPITAL		1			1
ELKHART GENERAL HOSPITAL			1	100%	1
PALMS WEST SURGICENTER		1			1
WESTON COUNTY HEALTH SERVICES			1	100%	1
Rockcastle Health and Rehab		1			1
ERLANGER WESTERN CAROLINA HOSPITAL			1	100%	1
BRANDON REGIONAL HOSPITAL-CLINICAL LAB			1	100%	1
WHEATON FRANCISCAN LABORATORY			1	100%	1
SILVERMAN			1	100%	1
MEMORIAL HOSPITAL LOS BANOS			1	100%	1
ADVANCED RESEARCH INSTITUTE			1	100%	1
WINCHESTER HOSPITAL			1	100%	1
CHC			1	100%	1
CHI ST. LUKE'S HEALTH BCM MEDICAL CENTER			1	100%	1
HENRY FORD HOSPITAL			1	100%	1
VANAJA SUREDDI MD PA			1	100%	1
SWEDISH EDMONDS LABORATORY			1	100%	1
HEALTH CLINIC,THE		1			1



# COVID-19: testing by laboratory

Data through May 18, 2021 verified as of May 19, 2021 at 09:25 AM

Data in this report are provisional and subject to change.

The numbers in the table below represent the number of Florida and non-Florida residents for whom test results were received by the Department of Health. A person can be tested by more than one laboratory and can have both positive and negative results. **Therefore, the sum of the numbers in each column will be larger than the total number of people tested.**

Reporting lab	Inconclusive	Negative	Positive	Percent positive	Total
EUROFINS APPLIED GENOMICS - LOUISVILLE		1			1
BAYMEADOWS PEDIATRIC CARE		1			1
ROCKLEDGE HEALTH & REHABILITATION CENTER			1	100%	1
St. Anthonys Nursing and Rehab			1	100%	1
WOOD COUNTY HEALTH DEPARTMENT			1	100%	1
ASHLEY PEDICATRICS DAY AND NIGHT CLINIC			1	100%	1
NORTHWESTERN UNIVERSITY HEALTH SERVICE			1	100%	1
PHYSICIANS URGENT CARE			1	100%	1
UPMC NORTHWEST HOSPITAL			1	100%	1
GEORGETOWN URGENT CARE			1	100%	1
Kroger 523 - The Little Clinic Dickson			1	100%	1
HEALTH SERVICES-COLUMBIA COLLEGE		1			1
West Bay of Tampa Center			1	100%	1
SC-GA2018 THE RIDGE REHABILITATION & H		1			1
ADVOCATE GOOD SAMARITAN			1	100%	1
BUREAU COUNTY HEALTH DEPT			1	100%	1
VERMONT DEPT OF HEALTH LABORATORY			1	100%	1
DISPATCH HEALTH - TEXAS, PA			1	100%	1
DORNOCH PLACE DEL PRADO		1			1
HOMESTEAD MEDICAL CLINIC PA			1	100%	1
COLER REHABILITATION AND NURSING CARE		1			1
SEATTLE-KING COUNTY			1	100%	1
Davie Nursing & Rehabilitation Center		1			1
HARDVARD VANGUARD MEDICAL ASSOCIATES - NEEDHAM			1	100%	1
SIGNATURE HEALTHCARE OF BUCKHEAD		1			1
KISSIMMEE HOME TRAINING		1			1
STOPWATCH URGENT CARE			1	100%	1
AUTUMN HOUSE			1	100%	1
UNIVERSITY OF SOUTH FLORIDA			1	100%	1
MCG HOSPITALS AND CLINICS			1	100%	1
UHEALTH LEJEUNE INTERNAL MEDICINE			1	100%	1
PREMIER HEALTH CARE INC			1	100%	1
Marysville Care Center		1			1
Fulton County Medical Center Long Term Care			1	100%	1
CARENOW MIDTOWN			1	100%	1
TITUSVILLE TOWERS ASSISTED LIVING		1			1
FAIRLAWN REHABILITATION HOSPITAL		1			1
BETHESDA ON TURKEY CREEK			1	100%	1
LIFE CARE CENTER OF HILTON HEAD		1			1
MINNESOTA HERITAGE HOUSE		1			1
SISTERS MISSION			1	100%	1
HOSPITALS OF PROVIDENCE TRANSMOUNTAIN CAMPUS, THE			1	100%	1
ALL AMERICAN FAMILY AND GERIATRIC CARE			1	100%	1
DUKE UNIVERSITY MEDICAL CENTER			1	100%	1
MT SINA1 HOSPICE			1	100%	1
Kroger 805 - The Little Clinic Lewis Center		1			1
INTERNAL MEDICINE,SCOTTS VALLEY OFFICE, PALO ALTO MEDICAL FOUNDATION			1	100%	1

# COVID-19: testing by laboratory

Data through May 18, 2021 verified as of May 19, 2021 at 09:25 AM

Data in this report are provisional and subject to change.

The numbers in the table below represent the number of Florida and non-Florida residents for whom test results were received by the Department of Health. A person can be tested by more than one laboratory and can have both positive and negative results. **Therefore, the sum of the numbers in each column will be larger than the total number of people tested.**

Reporting lab	Inconclusive	Negative	Positive	Percent positive	Total
DUBLIN METHODIST HOSPITAL			1	100%	1
PUBLIX PHARMACY #0332		1			1
PLANT CITY FIRE RESCUE		1			1
Crisp Regional Nursing and Rehab Center		1			1
CHILTON URGENT CARE			1	100%	1
VICTORIA PAIN AND REHABILITATION CENTER			1	100%	1
MBMG OF WINTER HAVEN			1	100%	1
URGENT DOC -NACOGODOCHES CLINIC			1	100%	1
WALMART PHARMACY 10-4554		1			1
ROMULO CAMOGLIANO MD/INTERNAL MEDICINE			1	100%	1
LIFEWORCS WELLNESS CENTER LLC		1			1
HEALTH & WELLNESS PROFESSIONALS INC			1	100%	1
Diversicare of Smyrna		1			1
CARE STATION MEDICAL GROUP		1			1
FLORIDA STATE UNIVERSITY HEALTH SERVICES			1	100%	1
CHILTON MEDICAL CENTER		1			1
PEDIATRIC PARTNERS			1	100%	1
HONU	1				1
UNIVERSITY OF MIAMI SCHOOL OF MEDICINE			1	100%	1
GIBSON AREA PRIMARY CARE			1	100%	1
SEGAL INSTITUTE FOR CLINICAL RESEARCH INC			1	100%	1
FIVE STAR PREMIER RESIDENCES OF POMPANO BEACH			1	100%	1
Kroger 016 - The Little Clinic Centennial		1			1
CENTRAL TX URGENT CARE			1	100%	1
COUPEVILLE SCHOOL DISTRICT #204		1			1
MEDICAL CENTER FRANKLIN			1	100%	1
PROGRESSIVE MEDICAL RESEARCH			1	100%	1
IVY CREEK HEALTHCARE & WELLNESS CENTRE			1	100%	1
Rosa Coplon Jewish Home and Infirmary		1			1
INFINITY HOME CARE OF PORT CHARLOTTE, LLC			1	100%	1
GENVIEW DIAGNOSIS INC			1	100%	1
CROWN COLONY PEDIATRICS		1			1
HEART 2 HEART FAMILY PRACTICE			1	100%	1
SWIFTCARE URGENT CARE, PLLC			1	100%	1
ADVENTHEALTH MEDICAL GROUP PULMONOLOGY AT		1			1
ADVENTHEALTH MEDICAL GROUP UROLOGY AT EAST ORLANDO		1			1
GENESIS HEALTH SYSTEM			1	100%	1
GENESIS MICROBIOLOGY LAB		1			1
Jenkins Living Center		1			1
BEAUMONT REFERENCE LABORATORY			1	100%	1
CARILION CLINIC LAB TESTING SITE-POSTAL		1			1
WORKFORCE HEALTH DEPARTMENT			1	100%	1
BROWNSVILLE ADULT AND PEDIATRIC CLINIC			1	100%	1
URGENT CARE NORTHWEST		1			1
FIRSTCARE MEDICAL CENTER			1	100%	1
URGENT 202 COX CREEK PKWY		1			1
1ST CALL PRIMARY CARE LLC			1	100%	1

# COVID-19: testing by laboratory

Data through May 18, 2021 verified as of May 19, 2021 at 09:25 AM

Data in this report are provisional and subject to change.

The numbers in the table below represent the number of Florida and non-Florida residents for whom test results were received by the Department of Health. A person can be tested by more than one laboratory and can have both positive and negative results. **Therefore, the sum of the numbers in each column will be larger than the total number of people tested.**

Reporting lab	Inconclusive	Negative	Positive	Percent positive	Total
COLLINS NURSING HOME		1			1
Manor Care of Dallastown d/b/a ManorCare Health Services - Dallastown		1			1
BROWARD MEDICAL LAB			1	100%	1
Waddell Nursing & Rehab Center		1			1
CONSOLIDATED			1	100%	1
NANCY M WORTHINGTON MD PA			1	100%	1
INTERIM HHA OF ST AUGUSTINE INC		1			1
PHYSICIAN ASSOCIATES, LLC			1	100%	1
NOORANI MEDICAL CENTER LLC			1	100%	1
PRESENCE RESURRECTION MEDICAL CENTER CHICAGO			1	100%	1
Vista Park			1	100%	1
EUROFINS PHOENIX			1	100%	1
Avista Nursing and Rehab			1	100%	1
MED TECH CLINICAL LABORATORY		1			1
OASIS FAMILY RESORT IN THE SPRINGS LLC		1			1
CVS IL2297651CV JOLIET		1			1
JPS HEALTH CENTER AT TRUE WORTH PLACE			1	100%	1
NORTH FLORIDA CHILD DEVELOPMENT, INC			1	100%	1
EXPRESS CARE OF OCALA			1	100%	1
JOHNSON MEDICAL SERVICES			1	100%	1
MODERN URGENT CARE			1	100%	1
EAGLE COUNTY HEALTH AND HUMAN SERVICES			1	100%	1
DBA HICKORY CREEK AT ROCHESTER		1			1
BOCA RATON REGIONAL HOSPITAL		1			1
WALGREENS #11572		1			1
MERCY HOME		1			1
RIVERSIDE REGIONAL MED CENTER			1	100%	1
WALKERS DRUG STORE			1	100%	1
LOGAN COUNTY HOSPITAL			1	100%	1
SCHUYLER HOSPITAL		1			1
Bayou Vista Community Care Center			1	100%	1
Garden Villa Bedford		1			1
INDIGO PALMS			1	100%	1
Kroger - KR070300083			1	100%	1
NLAC SUMMERBIO			1	100%	1
INTERIM HEALTHCARE OF PALM COAST			1	100%	1
ADVENTHEALTH MEDICAL GROUP PEDIATRICS DIABETES &			1	100%	1
VIRGINIA CVS PHARMACY, LLC DBA CVS/PHARMACY #1884		1			1
ANDERSON NURSING CENTER			1	100%	1
JET MEDICAL CENTER			1	100%	1
RESIDENCES AT MIAMI / REIGN GARDENS LLC, THE			1	100%	1
WELLMED AT LINEBAUGH AVE			1	100%	1
GULF BREEZE TREATMENT CENTER, LLC			1	100%	1
NICKLAUS CHILDREN'S DORAL OUTPATIENT CENTER			1	100%	1
RUBY MEMORIAL HOSP. LAB			1	100%	1
Hinesville VA Clinic		1			1
ADVENT HEALTH MEDICAL GROUP MULTISPECIALTY			1	100%	1

# COVID-19: testing by laboratory

Data through May 18, 2021 verified as of May 19, 2021 at 09:25 AM

Data in this report are provisional and subject to change.

The numbers in the table below represent the number of Florida and non-Florida residents for whom test results were received by the Department of Health. A person can be tested by more than one laboratory and can have both positive and negative results. **Therefore, the sum of the numbers in each column will be larger than the total number of people tested.**

Reporting lab	Inconclusive	Negative	Positive	Percent positive	Total
SPRINGFIELD HOSPITAL			1	100%	1
FAMILY MEDICAL CENTERS			1	100%	1
TMH PHYSICIAN PARTNERS WAKULLA			1	100%	1
PENNY PEDIATRICS		1			1
RENEGADEXBIO, PBC	1				1
BACON COUNTY HOSPITAL		1			1
Newton Wellesley Center for Alzheimer's Care		1			1
BARTLE'S PHARMACY INC			1	100%	1
MRMC LAB MICRO			1	100%	1
ST ROSE HOSPITAL			1	100%	1
VIVIAN SIMMONS FAMILY PRACTICE			1	100%	1
SOUTHERN WINDS			1	100%	1
AMBRY GENETICS CORP	1				1
NORTH WEST FLORIDA DIAGNOSTIC ENOCRINOLOGY CLINIC			1	100%	1
LABORATORY COPRORATION OF AMERICA			1	100%	1
MOUNT SINAI MEDICAL CENTER OF FLORIDA INC			1	100%	1
CELEBRATION FAMILY PHYSICIANS LLC			1	100%	1
LABTEST LLC LABTEST DIAGNOSTICS			1	100%	1
SINAI URGENT CARE FORT WORTH, LLC			1	100%	1
Kroger 49 - The Little Clinic Wichita - 21st St.			1	100%	1
Traymore Nursing Center		1			1
Cerenity Senior Care-White Bear Lake		1			1
Kroger 433 - The Little Clinic Atoka		1			1
MEDEXPRESS URGENT CARE - LEOMINSTER		1			1
EMBASSY LAKES ARTIFICIAL KIDNEY CENTER			1	100%	1
CORPUS CHRISTI MEDICAL CENTER			1	100%	1
MIL LAKE HEALTHCARE CENTER INC PEDIATRICS			1	100%	1
REGIONAL MEDICAL CENTER			1	100%	1
MARINA DEL REY HOSPITAL LAB			1	100%	1
ELATION HEALTH		1			1
INNOVATIVE HEALTH DIAGNOSTIC OF CALIFORNIA			1	100%	1
INTERIM HEALTHCARE			1	100%	1
MANHATTAN COLLEGE HEALTH SERVICES		1			1
MERCY GENERAL HOSPITAL			1	100%	1
D'YOUVILLE SCHOOL OF PHARMACY		1			1
CVS MI22230CV WAYNE COUNTY COMMUNITY COLLEGE			1	100%	1
MYLAN-SOUTH POINT PA		1			1
CATHOLIC MEDICAL CENTER			1	100%	1
CRYSTAL RIVER FIRE DEPARTMENT			1	100%	1
KNOX COMMUNITY HOSPITAL			1	100%	1
MEA PRIMARY CARE PLUS BYRAM			1	100%	1
VOLKSWAGON GROUP OF AMERICA ONSITE MEDICAL CLINIC		1			1
PSL JAX BEACH OPERATIONS LLC			1	100%	1
THE MEDICAL CENTER AT SCOTTSVILLE			1	100%	1
Walgreens #10988		1			1
WARREN GENERAL HOSPITAL			1	100%	1
RIVERTON CBOC			1	100%	1

# COVID-19: testing by laboratory

Data through May 18, 2021 verified as of May 19, 2021 at 09:25 AM

Data in this report are provisional and subject to change.

The numbers in the table below represent the number of Florida and non-Florida residents for whom test results were received by the Department of Health. A person can be tested by more than one laboratory and can have both positive and negative results. **Therefore, the sum of the numbers in each column will be larger than the total number of people tested.**

Reporting lab	Inconclusive	Negative	Positive	Percent positive	Total
GARDENS PEDIATRICS LAB			1	100%	1
LIBERTY COMMONS NURSING AND REHABILITA		1			1
MEDEXPRESS URGENT CARE - JACKSON		1			1
BROOKDALE WEST PALM BEACH			1	100%	1
Walgreens #10851		1			1
SOUTH COUNTY NURSING AND REHABILITATION		1			1
St Mary's d'Youville Pavilion		1			1
NORTH CAROLINA STATE LABORATORY OF PUBLIC HEALTH, SPECTRUM LAB NETWORK			1	100%	1
NHC PLACE AT COOL SPRINGS		1			1
FLORIDA HOSPITAL TRANSPLANT CENTER		1			1
RADIANCE HEALTH RX		1			1
BRIDGEWAY CENTER INC			1	100%	1
MEDEXPRESS URGENT CARE - WAYNESBURG		1			1
CORNERSTONE OF RECOVERY INC		1			1
UMC WEST CLINIC			1	100%	1
Brio of Johnston		1			1
Smg/North Jersey Hematology & Oncology		1			1
NORTHEAST BAPTIST HOSPITAL			1	100%	1
SPECTRUM LUDINGTON			1	100%	1
PHYSICIANS OF CENTRAL FLORIDA			1	100%	1
Citadel		1			1
HOLMES FAMILY PRACTICE PA			1	100%	1
MED FIRST URGENT CARE CENTERS INC			1	100%	1
Kingston Care Center of Perrysburg		1			1
The Jordan Center		1			1
EASTSIDE URGENT CARE			1	100%	1
URGENT CARE 24/7 TAMPA			1	100%	1
MANCHESTER COMMONS		1			1
PARK AVENUE MEDICAL PROFESSIONALS		1			1
SANTA MONICA FERTILITY			1	100%	1
GULF COUNTY HEALTH DEPARTMENT			1	100%	1
SPACE COAST COMMUNITY PHARMACY			1	100%	1
Chateau Dville Rehab & Retirement		1			1
SOUTH SEMINOLE HOSPITAL POCT			1	100%	1
ADDINGTON PLACE EAST LAKE		1			1
LAKEWOOD RANCH URGENT CARE PA			1	100%	1
St. Ann Rehabilitation and Nursing Center		1			1
SAINT FRANCIS HOSPITAL			1	100%	1
Absolut Care of Gasport		1			1
WASHINGTON CENTER FOR REHABILITATION A		1			1
Crestview Rehabilitation & Skilled Nursing Services		1			1
BAPTIST ASI			1	100%	1
PATHOLOGY		1			1
CHRISTUS GOOD SHEPHERD MEDICAL CENTER			1	100%	1
HAWAII DEPARTMENT OF HEALTH LAB			1	100%	1
PATIENT FIRST - NEWTOWN ROAD			1	100%	1
CLINICAL CARE, INC			1	100%	1



# COVID-19: testing by laboratory

Data through May 18, 2021 verified as of May 19, 2021 at 09:25 AM

Data in this report are provisional and subject to change.

The numbers in the table below represent the number of Florida and non-Florida residents for whom test results were received by the Department of Health. A person can be tested by more than one laboratory and can have both positive and negative results. **Therefore, the sum of the numbers in each column will be larger than the total number of people tested.**

Reporting lab	Inconclusive	Negative	Positive	Percent positive	Total
JFK MEDICAL CENTER			1	100%	1
CENTENNIAL HILLS HOSPITAL MEDICAL CENTER LABORATORY			1	100%	1
MEDEXPRESS URGENT CARE - PINE BLUFF S		1			1
CHILDRENS AT NORTH POINT URGENT CARE L		1			1
JOHN H. STROGER, JR. HOSPITAL OF COOK COUNTY			1	100%	1
Elderwood at Williamsville		1			1
UF HEALTH EMERGENCY CENTER LABORATORY		1			1
CENTRAL FLORIDA MEDICAL CARE			1	100%	1
MOUNT SINAI HOSPITAL OF QUEENS			1	100%	1
MAGGY PHARMACY INC		1			1
ST. LUKE'S HOSPITAL			1	100%	1
MAINE HEALTH AND ENVIRONMENTAL TESTING LABORATORY			1	100%	1
BREVARD COUNTY JAIL			1	100%	1
SUNSHINE FAMILY & WELLNESS CENTER			1	100%	1
WALGREENS # 12338		1			1
Integrity Healthcare of Carbondale			1	100%	1
Caldwell Care		1			1
LAKE VIEW COURT		1			1
SELF REGIONAL HEALTHCARE			1	100%	1
SILVER SPRINGS SHORES DIALYSIS			1	100%	1
BRISTOL REGINAL MEDICAL CENTER			1	100%	1
Raleigh Center (WV)			1	100%	1
FLORIDA WATERMAN HOSPITAL			1	100%	1
JUPITER MEDICAL GROUP			1	100%	1
MOUNT DORA DIALYSIS			1	100%	1
SPELMAN COLLEGE DEPT OF HEALTH SERVICE		1			1
DPH OP LAB			1	100%	1
US LABORATORIES			1	100%	1
SKY RIDGE MEDICAL CENTER - MICRO			1	100%	1
SHAMRA MEDICAL LABORATORY			1	100%	1
Summit Medical Group Morristown Oncology		1			1
COMMONWEALTH OF VIRGINIA DIVISION OF CONSOLIDATED LABORATORY SERVICES			1	100%	1
DW MCMILLAN MEMORIAL HOSPITAL LABORATORY			1	100%	1
Good Samaritan Society - Albion		1			1
HEALTH GUAGE			1	100%	1
FIU HEALTH CARE CENTER			1	100%	1
KEY WEST BRANCH MEDICAL CLINIC			1	100%	1
YOUTH HEALTH CENTER OF HUNTINGTON		1			1
PIEDMONT NEWTON HOSPITAL		1			1
ADVANCED LABORATORY SERVICES			1	100%	1
ST. JOSEPH MERCY ANN ARBOR HOSPITAL			1	100%	1
SOPHIA MEDICAL ASSOCIATES, PC			1	100%	1
WALGREENS #05690		1			1
OMNICARE PHARMACY OF TEXAS 1, LP		1			1
AFTER HOURS CLINIC			1	100%	1
Churchman Village LLC		1			1
MARIANNA DIALYSIS CENTER			1	100%	1

# COVID-19: testing by laboratory

Data through May 18, 2021 verified as of May 19, 2021 at 09:25 AM

Data in this report are provisional and subject to change.

The numbers in the table below represent the number of Florida and non-Florida residents for whom test results were received by the Department of Health. A person can be tested by more than one laboratory and can have both positive and negative results. **Therefore, the sum of the numbers in each column will be larger than the total number of people tested.**

Reporting lab	Inconclusive	Negative	Positive	Percent positive	Total
O'CONNELL HEALTH CENTER AT ST JOHNS			1	100%	1
ABBOTT LABORATORIES ROSS PRODUCTS			1	100%	1
HARBIN CLINIC, LLC - MAIN OFFICE		1			1
LIFEGUARD AIR AMBULANCE			1	100%	1
ALAN MOORE		1			1
ALVERNIA UNIVERSITY HEALTH AND WELLNESS CENTER		1			1
HEALTHCARE PARTNERS FAMILY MEDICINE LLC			1	100%	1
AMBULATORY CARE CLINIC, LLC			1	100%	1
Grays Harbor Health and Rehabilitation		1			1
UF HEALTH THE VILLAGES			1	100%	1
Kroger - KRO01100688			1	100%	1
MARYLAND DEPARTMENT OF HEALTH AND MENTAL HYGIENE-LABORATORIES			1	100%	1
ACCULAB			1	100%	1
HARRIS COUNTY PUBLIC HEALTH SERVICES			1	100%	1
COUNTRYSIDE PEDIATRIC CARE PA			1	100%	1
YOUR KIDS URGENT CARE			1	100%	1
CORVALLIS CLINIC PC LAB		1			1
VELOCITY CARE URGENT CARE BY CARILION CLINIC			1	100%	1
ACL LABORATORIES			1	100%	1
TRIPLE O RESEARCH INSTITUTE PA			1	100%	1
SOFFER HEALTH INSTITUTE			1	100%	1
NORTH PALM BEACH DIALYSIS CENTER			1	100%	1
DEACONESS URGENT CARE CENTER			1	100%	1
ADVANCED CARDIOVASCULAR DIAGNOSTICS OF FL			1	100%	1
SUPERKIDS PEDIATRICS			1	100%	1
BLUE RIDGE URGENT CARE MORGANTON			1	100%	1
Kempsville Health and Rehab Center		1			1
LOURDES URGENT CARE			1	100%	1
LAREDO CARE CLINIC NORTH		1			1
NF Escambia, LLC DBA Olive BranchHealth and Rehabilitaion Center			1	100%	1
CENTER AT WATERFRONT		1			1
MEDEXPRESS URGENT CARE - WILLINGBORO		1			1
EAST END PEDIATRICS		1			1
TRANSYLVANIA REGIONAL HOSPITAL LAB			1	100%	1
CORE OCCUPATIONAL MEDICINE			1	100%	1
Bolingreen Health and Rehabilitation		1			1
The Pines at Catskill		1			1
NHC HEALTH CARE CENTER		1			1
METHODISM MIDLOTHIAN MEDICAL CENTER			1	100%	1
CLIFTON-FINE HOSPITAL LABORATORY		1			1
MORELL			1	100%	1
Charlie Norwood VAMC		1			1
NHC HealthCare St. Charles		1			1
ROBERT TAYLOR COMMUNITY COMPLEX			1	100%	1
NEW ULM MEDICAL CENTER			1	100%	1
RAMBAM URGENT CARE			1	100%	1
RECOVERY BAY, LLC			1	100%	1

# COVID-19: testing by laboratory

Data through May 18, 2021 verified as of May 19, 2021 at 09:25 AM

Data in this report are provisional and subject to change.

The numbers in the table below represent the number of Florida and non-Florida residents for whom test results were received by the Department of Health. A person can be tested by more than one laboratory and can have both positive and negative results. **Therefore, the sum of the numbers in each column will be larger than the total number of people tested.**

Reporting lab	Inconclusive	Negative	Positive	Percent positive	Total
SARASOTA MEMORIAL HOSPITAL		1			1
TRANSCEND PERFORMANCE AND LIFESTYLE INSTITUTE			1	100%	1
ST JOHN'S HOME CARE			1	100%	1
ASCENSION ST VINCENT'S - WESTSIDE			1	100%	1
PREVENTIVE CARDIOLOGY AND INTERNAL MEDICINE ASSOCI			1	100%	1
INDIANA INTERNAL MEDICINE			1	100%	1
CLARKSVILLE MANOR INC		1			1
THYROID SPECIALTY LABORATORY			1	100%	1
CONCIERGE INTERNAL MEDICINE ASSOCIATES			1	100%	1
NHSN_AIMS		1			1
PRESTIGE ER			1	100%	1
LABORATORIO MEDICO CENTRAL CONDOMINO MD			1	100%	1
PUBLIC HEALTH LABORATORIES			1	100%	1
CFHC - FROSTPROOF			1	100%	1
Lenbrook		1			1
KIDS HEALTH ALLIANCE PA			1	100%	1
MID-SOUTH URGENT CARE, PLLC			1	100%	1
FOUNTAIN VALLEY REGIONAL HOSPITAL & MEDICAL CENTER			1	100%	1
Walgreens #9121		1			1
HEALTH PLUS SUNRISE MEDICAL OFFICE			1	100%	1
JOHN HOPKINS WELLNESS CENTER PEPSICO			1	100%	1
LAKE VISTA DIALYSIS			1	100%	1
FAMILY & INTERNAL MEDICINE CENTER		1			1
NEW HANOVER REGIONAL MEDICAL CENTER			1	100%	1
FHPG INTERNAL MEDICINE OF BRANDON			1	100%	1
IC LABS			1	100%	1
Medilodge of Midland		1			1
BIOLOGICAL AND CHEMICAL EMERGENCIES LABORATORY			1	100%	1
LOVELACE WOMEN'S HOSPITAL		1			1
UF HEALTH - WILDLIGHT			1	100%	1
CVS TX7824POCT GARLAND		1			1
OKLAHOMA BLOOD INSTITUTE			1	100%	1
ST CATHERINE HOSPITAL LABORATORY			1	100%	1
VIP STARNETWORK		1			1
Birmingham Nursing & Rehab Center		1			1
KELLY			1	100%	1
MIAMI CHILDRENS HOSPITAL MIDTOWN OUTPATIENT CENTER			1	100%	1
WALGREENS #05150		1			1
LOPEZ		1			1
Good Samaritan Society-Atkinson		1			1
SPARTA HEALTH & REHAB		1			1
THE NEW JEWISH HOME		1			1
EMERALD HEALTH CARE		1			1
Masonic Medical Research Institute			1	100%	1
LADY LAKE FAMILY MEDICINE			1	100%	1
CVS PA2867POCT FOLSOM		1			1
INDIAN RIVER CLINICAL LABORATORY, INC.		1			1

# COVID-19: testing by laboratory

Data through May 18, 2021 verified as of May 19, 2021 at 09:25 AM

Data in this report are provisional and subject to change.

The numbers in the table below represent the number of Florida and non-Florida residents for whom test results were received by the Department of Health. A person can be tested by more than one laboratory and can have both positive and negative results. **Therefore, the sum of the numbers in each column will be larger than the total number of people tested.**

Reporting lab	Inconclusive	Negative	Positive	Percent positive	Total
CARENOW URGENT CARE-HENDERSONVILLE		1			1
PASTEUR MEDICAL HIALEAH GARDEN LLC			1	100%	1
BALLAD HEALTH MEDICAL ASSOCIATES URGENT CARE			1	100%	1
Walgreens #19461		1			1
MEMPHIS URGENT CARE #2, LLC			1	100%	1
PALMA CEIA MED GROUP-SWANN		1			1
Diversicare of Eupora		1			1
Encompass Health Littleton		1			1
CARE ADVANTAGE			1	100%	1
MEDICAL UNIVERSITY OF SOUTH CAROLINA			1	100%	1
MARYWOOD HEIGHTS		1			1
Kroger 367 - The Little Clinic Walton		1			1
PORTNEUF MEDICAL CENTER		1			1
CAN COMMUNITY HEALTH NORTH MIAMI, FL		1			1
LAB. CORP. OF AMERICA			1	100%	1
Kroger 527 - The Little Clinic Hwy 70 S.		1			1
Accordius Health at Gastonia			1	100%	1
ALTA BATES SUMMIT MEDICAL CENTER CLINICAL LAB			1	100%	1
ADVENT HEALTH MEDICAL GROUP AT PINELLAS PARK			1	100%	1
KIDZ CARE PEDATRICS			1	100%	1
UCSD MICROBIOLOGY LABORATORY			1	100%	1
HOLYOKE MEDICAL CENTER			1	100%	1
MEDICAL ASSOCIATES OF PINELLAS - LAB			1	100%	1
WELLPATH			1	100%	1
BEST CHOICE WELLNESS & LABORATORY LLC			1	100%	1
WEST FLORIDA MEDICAL ASSOCIATES PA			1	100%	1
Medilodge of Kalamazoo		1			1
IDAHO HEALTH DEPARTMENT			1	100%	1
Oakview Manor Health and Rehab		1			1
PROGRESSIVE MEDICAL LAB LLC			1	100%	1
NORTH BREVARD CHILDRENS MEDICAL CENTER			1	100%	1
APPLECARE URGENT CARE KINGSLAND			1	100%	1
LOWCOUNTRY URGENT CARE			1	100%	1
Life Care Center of Auburn		1			1
METHODIST HOSPITAL SOUTHLAKE			1	100%	1
Hillandale Health Care		1			1
ANDREWS			1	100%	1
Kroger 539 - The Little Clinic Memorial Blvd.		1			1
APPLECARE URGENT CARE			1	100%	1
CLINICAL LABORATORY DEPARTMENT			1	100%	1
PATEL MINESH		1			1
YOUR GOOD HEALTH MEDICAL GROUP PA			1	100%	1
HANCOCK REGIONAL HOSPITAL		1			1
Central Alabama Veterans HCS - East Campus		1			1
CLINTON DRUG STORE		1			1
J F K PEDIATRICS			1	100%	1
NORTHSIDE FAMILY MEDICINE		1			1

# COVID-19: testing by laboratory

Data through May 18, 2021 verified as of May 19, 2021 at 09:25 AM

Data in this report are provisional and subject to change.

The numbers in the table below represent the number of Florida and non-Florida residents for whom test results were received by the Department of Health. A person can be tested by more than one laboratory and can have both positive and negative results. **Therefore, the sum of the numbers in each column will be larger than the total number of people tested.**

Reporting lab	Inconclusive	Negative	Positive	Percent positive	Total
ST LUKE LUTHERAN HOME		1			1
TALLAHASSEE DIALYSIS		1			1
BAPTIST HEALTH EXPRESS CARE			1	100%	1
ADVANCE GASTROENTEROLOGY			1	100%	1
Villa Maria			1	100%	1
TILLAMOOK COUNTY GENERAL HOSPITAL LAB		1			1
MED LAB SERVICES, LLC			1	100%	1
CHILDRENS HEALTHCARE CTE OF NORTHERN		1			1
Oak Hill Health & Rehabilitation Center			1	100%	1
Walgreens #5421		1			1
BUFFALO VAMC			1	100%	1
LAKE CHELAN COMMUNITY HOSPITAL		1			1
HEARTLAND PHARMACY SEBRING			1	100%	1
INTEGRIS SEMINOLE EMERGENCY DEPT			1	100%	1
CLINICAL MICROBIOLOGY LAB FAIRVIEW UNIVERSITY HOSPITAL			1	100%	1
WATERSIDE HEALTH & REHAB CENTER, LLC		1			1
LABORATORIO BUENA SALUD			1	100%	1
ULTIMATE DX CORP			1	100%	1
PALM BEACH PEDIATRIC UROLOGY			1	100%	1
VASNHS-Northeast PC Clinic		1			1
TREASURE COAST COMMUNITY HEALTH INC			1	100%	1
MEDEXPRESS URGENT CARE - LAWTON		1			1
PARKWAY REGIONAL MEDICAL CENTER LAB			1	100%	1
WELLMED AT BAY AREA		1			1
WELLSTREET BUCKHEAD NORTH		1			1
CARESPOT - WELLINGTON			1	100%	1
INTERNAL MEDICINE GROUP OF WINTER HAVEN PA		1			1
MEDEXPRESS WELL - OLDSMAR			1	100%	1
WALGREENS #12322		1			1
WESLEY LONG HOSPITAL			1	100%	1
COASTAL MANOR		1			1
SMC MEDICAL CENTER, INC			1	100%	1
PROVIDENCE HOSPITAL			1	100%	1
ABBOTT LABORATORIES - OCCUPATIONAL HEALTH SERVICES			1	100%	1
Riverside Nursing & Rehabilitation Center		1			1
PASCO COUNTY HEALTH DEPARTMENT			1	100%	1
NEMOURS CHILDRENS URGENT CARE			1	100%	1
PENROSE HOSPITAL			1	100%	1
XPRESHECK IAD (DULLES)			1	100%	1
SUNY AT STONY BROOK			1	100%	1
LIFESTREAM BEHAVIORAL CENTER INC			1	100%	1
SYNAPSE ANALYTICAL LABS		1			1
ALL PRO ORTHOPEDICS & SPORTS MEDICINE, PA			1	100%	1
PRECISE PATHOLOGY ASSOCIATES PLLC			1	100%	1
CLASSEN URGENT CARE CLINIC			1	100%	1
CHILDREN'S AT CHAMBLEE BROOKHAVEN URGE		1			1
ATHENS MEDICAL CENTER			1	100%	1



# COVID-19: testing by laboratory

Data through May 18, 2021 verified as of May 19, 2021 at 09:25 AM

Data in this report are provisional and subject to change.

The numbers in the table below represent the number of Florida and non-Florida residents for whom test results were received by the Department of Health. A person can be tested by more than one laboratory and can have both positive and negative results. **Therefore, the sum of the numbers in each column will be larger than the total number of people tested.**

Reporting lab	Inconclusive	Negative	Positive	Percent positive	Total
OPTUM OF HIALEAH		1			1
EXACCARE KINGSTON, LLC			1	100%	1
AMD			1	100%	1
Kroger 588 - The Little Clinic Thompsons Station		1			1
SHAW MEDICAL GROUP LLC			1	100%	1
MISSOURI DEPARTMENT OF HEALTH AND SENIOR SERVICES - STATE PH LAB		1			1
EVENTIDE LUTHERAN HOME		1			1
CHILDRENS CLINIC OF PENSACOLA PA			1	100%	1
DSL TENANT II LLC			1	100%	1
Medilodge of Marshall		1			1
WELLMED AT LONGWOOD			1	100%	1
ABINGTON MEMORIAL HOSPITAL			1	100%	1
ELDERWOOD AT WAVERLY		1			1
LEE MEMORIAL HOSPITAL OUTPATIENT SURGERY CENTER			1	100%	1
SUTTER HEALTH SACRAMENTO SIERRA REGION			1	100%	1
ELLICOTT CENTER FOR REHABILITATION AND		1			1
FINLAY MEDICAL RESEARCH CORP			1	100%	1
SEVEN HILLS HEALTHCARE GROUP LLC DBA		1			1
Kroger 618 - The Little Clinic Trail Creek Village		1			1
Kroger - KR003400316			1	100%	1
Northwest Metro VA OPC		1			1
Encompass Health Rehab Hosp Tinton Falls		1			1
ADVENTHEALTH IMAGING WINTERGARDEN		1			1
SHERIDAN VAMC		1			1
INLET CONCIERGE MEDICINE			1	100%	1
SOUTHEASTERN INTEGRATED MEDICAL PL			1	100%	1
ST FRANCIS COLLEGE WELLNESS CENTER		1			1
DEVITA		1			1
Kroger 532 - The Little Clinic Murfreesboro		1			1
NIHCC			1	100%	1
Waycross VA CBOC		1			1
WELLINGTON WEST 100176			1	100%	1
SUN CITY DIAGNOSTIC CENTER			1	100%	1
HUDSON REGIONAL HOSPITAL			1	100%	1
SUMMIT URGENT CARE - FAYETTEVILLE		1			1
Quince Nursing and Rehabilitation Center		1			1
Mountain City Care and Rehabilitation Center		1			1
VIP FAMILY PRACTICE			1	100%	1
URGENTMED			1	100%	1
COLLIER BLVD HMA PHYSICIANS MANAGEMENT LLC			1	100%	1
Parkside Manor		1			1
REDI-CARE INC			1	100%	1
KENDALL PEDIATRICS PARTNERS LLC			1	100%	1
ADVENTHEALTH HOME CARE WATERMAN			1	100%	1
SHANNON MEDICAL CENTER			1	100%	1
LAURELS OF NORWORTH		1			1
ANCHOR DIRECT PRIMARY CARE LLC		1			1

# COVID-19: testing by laboratory

Data through May 18, 2021 verified as of May 19, 2021 at 09:25 AM

Data in this report are provisional and subject to change.

The numbers in the table below represent the number of Florida and non-Florida residents for whom test results were received by the Department of Health. A person can be tested by more than one laboratory and can have both positive and negative results. **Therefore, the sum of the numbers in each column will be larger than the total number of people tested.**

Reporting lab	Inconclusive	Negative	Positive	Percent positive	Total
AHC Dyersburg		1			1
Franciscan Convalescent Hospital		1			1
MEDICAL CENTER			1	100%	1
LONESTAR 24HRER MANAGEMENT LLC DBA LONESTAR 24HRER			1	100%	1
JEFFREY A HIRSCHFIELD, MD PA			1	100%	1
Kroger 419 - The Little Clinic Farmington/Exeter		1			1
HIGHLANDS CLINICAL LABORATORY			1	100%	1
AHUJA MEDICAL CENTER			1	100%	1
ST FRANCIS HOSPITAL LABORATORY		1			1
XSTREMEMD			1	100%	1
EVERLYWELL DIAGNOSTICS			1	100%	1
WELLSTREET SANDY SPRINGS		1			1
MEDICAL EXAMINERS OFFICE, LEESBURG			1	100%	1
Crowne Place Assisted Living		1			1
MERITUS MEDICAL CENTER			1	100%	1
INTERNAL MEDICINE EMILIA MURRAY MD PA		1			1
DOCTORS CARE - GREER		1			1
St. Catherine's manor of Findlay		1			1
Shelbyville Manor		1			1
SOMA MEDICAL CENTER PA #4			1	100%	1
UHS BINGHAMTON GENERAL			1	100%	1
ADVENTHEALTH MEDICAL GROUP FAMILY			1	100%	1
American Fork Care Center dba Heritage Care Center		1			1
MEDEXPRESS URGENT CARE - MT EPHRAIM		1			1
NATIONAL GENETIC INSTITUTE			1	100%	1
M.D. ANDERSON CANCER CENTER			1	100%	1
KAISER PERMANENTE REGIONAL REFERENCE LABORATORY		1			1
Kroger 395 - The Little Clinic Blanchester		1			1
WVU MEDICINE - WESTON			1	100%	1
KIOSK MEDICINE KENTUCKY LLC		1			1
EH FARGO HOSPITAL LABORATORY			1	100%	1
CVS OH3481POCT MARYSVILLE		1			1
LAKE REGIONAL HEALTH			1	100%	1
FAMILY MEDICAL CENTER OF HOLLYWOOD PA			1	100%	1
UT HEALTH RGV CLINICAL LABORATORY			1	100%	1
HARDEE COUNTY FIRE RESCUE		1			1
BROOKSVILLE REGIONAL HOSPITAL			1	100%	1
Walgreens #5914		1			1
FAMILY HEALTHCARE SERVICES			1	100%	1
The Carrington		1			1
CORAL SPRINGS RAPID ANTIGEN TESTING			1	100%	1
BMRHC HARRISON		1			1
ADVANCED MEDICAL LABORATORIES (AML)			1	100%	1
QUALITY LAB			1	100%	1
WYTHE CNTY COMMUNITY HOSP LABORATORY			1	100%	1
HUNTSVILLE HOSPITAL			1	100%	1
EMERY MEDICAL CENTER			1	100%	1

# COVID-19: testing by laboratory

Data through May 18, 2021 verified as of May 19, 2021 at 09:25 AM

Data in this report are provisional and subject to change.

The numbers in the table below represent the number of Florida and non-Florida residents for whom test results were received by the Department of Health. A person can be tested by more than one laboratory and can have both positive and negative results. **Therefore, the sum of the numbers in each column will be larger than the total number of people tested.**

Reporting lab	Inconclusive	Negative	Positive	Percent positive	Total
UNIVERSITY OF MIAMI - LENNAR CENTER			1	100%	1
ENT AND ALLERGY ASSOCIATES, LLP		1			1
CARDIAC AND VASCULAR CONSULTANTS MD PA		1			1
CORPORATION OF AMERICA		1			1
HEARTLAND OF ZEPHYRHILLS FL, LLC			1	100%	1
YOUR HEALTH PEDIATRICS INC			1	100%	1
NORTON HOSPITAL			1	100%	1
PANCARE HEALTH - BRUCE			1	100%	1
Williamstown Commons			1	100%	1
HATLEY HEALTH CARE, INC		1			1
ALLEGHENY COUNTY HEALTH DEPARTMENT - PUBLIC HEALTH LABORATORY			1	100%	1
Premier Estates of Dublin, LLC		1			1
MT VIEW			1	100%	1
ONPOINT URGENT CARE			1	100%	1
DESTIN SURGERY CENTER LTD		1			1
ANDREWS INSTITUTE AMBULATORY SURGERY CENTER		1			1
Willow Ridge Center		1			1
DOCTORS HOSPITAL OF LAREDO			1	100%	1
ADVANCE CARDIOVASCULAR IMAGING, INC			1	100%	1
Wrightsville Manor Health and Rehab		1			1
Country View of Sunbury			1	100%	1
FAITH FAMILY PRACTICE			1	100%	1
PINECREST MANOR		1			1
Lakeland Nursing and Rehabilitation Center LLC		1			1
MEDHEALTH CLINICAL INC			1	100%	1
CHATSWORTH ASSISTED LIVING COMMUNITY AT PGA NATIONAL			1	100%	1
Altenheim Senior Living		1			1
WILMINGTON NURSING AND REHAB			1	100%	1
NEMOURS CHILDREN'S PRIMARY CARE, ST CLOUD			1	100%	1
ST JOSEPH MEDICAL CENTER			1	100%	1
Kroger 350 - The Little Clinic New Cut Road		1			1
CASA DE ORO CARE AND REHABILITATION CE		1			1
RIVERVIEW HOSPITAL D/B/A UNIVERSITY		1			1
FIT4LIFE MEDICAL CENTER			1	100%	1
GATEWAY COMMUNITY SERVICES INC			1	100%	1
Encompass Health Rehab Hosp Harmarville		1			1
Excel Care Center			1	100%	1
FLOYD MEDICAL CENTER/CLINICAL LAB		1			1
MIAMI VASCULAR SURGERY			1	100%	1
ASHLEY PEDIATRICS DAY & NIGHT CLINIC			1	100%	1
SMYTH COUNTY COMMUNITY HOSPITAL LABORATORY			1	100%	1
Ashland Place Health and Rehabilitation, LLC		1			1
HSRE-ASL CASSELBERRY TRS, LLC			1	100%	1
ALTAMONTE SPRINGS WALK IN MED CENTER			1	100%	1
MEMORIAL SATILLA HEALTH			1	100%	1
JOHN PETER SMITH HOSPITAL- OB TRIAGE			1	100%	1
Aristacare at Cedar Oaks		1			1

# COVID-19: testing by laboratory

Data through May 18, 2021 verified as of May 19, 2021 at 09:25 AM

Data in this report are provisional and subject to change.

The numbers in the table below represent the number of Florida and non-Florida residents for whom test results were received by the Department of Health. A person can be tested by more than one laboratory and can have both positive and negative results. **Therefore, the sum of the numbers in each column will be larger than the total number of people tested.**

Reporting lab	Inconclusive	Negative	Positive	Percent positive	Total
POUDRE VALLEY HOSPITAL			1	100%	1
MORGAN MEDICAL CENTER		1			1
View Ridge Care Center		1			1
CONEY ISLAND HOSP			1	100%	1
HIGHLAND LABORATORY			1	100%	1
WALGREENS PHOENIX		1			1
MOSOLF PEDIATRICS PA			1	100%	1
MEDEXPRESS URGENT CARE-HAVERHILL		1			1
KROGER 785 - THE LITTLE CLINIC DIXIE HWY		1			1
HALIFAX FAMILY HEALTH CENTER			1	100%	1
ARKANSAS PUBLIC HEALTH LABORATORY		1			1
WESTMINSTER COLLEGE		1			1
NEPHRON PHARMACEUTICALS CORPORATION			1	100%	1
RAAZI CLINICAL LABORATORY LLC			1	100%	1
PINEVILLE PHARMACY			1	100%	1
WESTOX LABS		1			1
AdventHealth Care Center Zephyrhills North			1	100%	1
Kroger 569 - The Little Clinic Gallatin		1			1
ORMOND PEDIATRICS PA			1	100%	1
ISLANDS ASSISTED LIVING FACILITY,THE			1	100%	1
MISSION HOSPITAL			1	100%	1
PEDIATRIC PARTNERS ZEPHYRHILLS			1	100%	1
Kroger 541 - The Little Clinic Long Hollow Pike		1			1
Brattleboro Crossings LLC dba Pine Heights at Brattleboro		1			1
ROSE MEDICAL CENTER LAB			1	100%	1
MYCLINIC, INC			1	100%	1
ATHENA PLASTIC SURGERY		1			1
Signature HealthCare of Bowling Green		1			1
LANGLADE			1	100%	1
CMC MERCY LABORATORY			1	100%	1
TOURO HOSPITAL LAB			1	100%	1
LIFE CARE CENTER OF CLEVELAND		1			1
OAKVIEW INC		1			1
GALVESTON COUNTY HEALTH DISTRICT			1	100%	1
MIAMI-DADE COUNTY HEALTH DEPT.		1			1
FREDERICK AVENUE GROUP HOME		1			1
ORMOND BEACH DIALYSIS			1	100%	1
MID FLORIDA DERMATOLOGY ASSOCIATES PA			1	100%	1
PROGRESSIVE URGENT CARE, PC			1	100%	1
MEDCENTER PRIMARY CARE PC			1	100%	1
TEXAS HEALTH HARRIS METHODIST HOSPITAL			1	100%	1
DORA HOME CARE			1	100%	1
ROSLYN INTERNAL MEDICINE		1			1
SPORTS MEDICINE CLINIC - U OF WYOMING			1	100%	1
QUINCY DIALYSIS			1	100%	1
Life Care Center of Paradise Valley		1			1
AristaCare at Meadow Springs		1			1

# COVID-19: testing by laboratory

Data through May 18, 2021 verified as of May 19, 2021 at 09:25 AM

Data in this report are provisional and subject to change.

The numbers in the table below represent the number of Florida and non-Florida residents for whom test results were received by the Department of Health. A person can be tested by more than one laboratory and can have both positive and negative results. **Therefore, the sum of the numbers in each column will be larger than the total number of people tested.**

Reporting lab	Inconclusive	Negative	Positive	Percent positive	Total
CVS IN4633POCT GREENFIELD		1			1
Heritage of Red Cloud		1			1
BLACKBERRY CENTER, THE		1			1
BAPTIST HEALTH FLOYD			1	100%	1
RIO GRANDE REGIONAL HOSPITAL FAMILY PRACTICE CLINC			1	100%	1
NEMOURS CHILDREN'S PRIMARY CARE			1	100%	1
PALM BEACH COUNTY HEALTH DEPT.			1	100%	1
CLIFTON SPRINGS		1			1
DORAL KIDNEY CENTER			1	100%	1
Smg At Bridgewater Family Medicine		1			1
NULEASE MEDICAL SOLUTIONS			1	100%	1
CRESTHAVEN			1	100%	1
HEALTH CHOICES, PLLC		1			1
WALGREENS #06164		1			1
ENT & ALLERGY ASSOCIATES, LLP - SLEEPY HOLLOW (ABBOTT)		1			1
LAB TEST KENDALL LLC		1			1
ICARE		1			1
PARKVIEW MANOR NURSING HOME		1			1
Wedgewood Manor		1			1
CULVER CITY URGENT CARE			1	100%	1
TOTAL MD			1	100%	1
Freedom Pointe at The Villages			1	100%	1
REHABILITATION CENTER OF SOUTH GEORGIA		1			1
CYPRESS CREEK DIALYSIS CTR			1	100%	1
IVAN, MAYA			1	100%	1
HENRICO DOCTOR'S LABORATORY			1	100%	1
CVS TX7286POCT HOUSTON			1	100%	1
CEPERO PEDIATRICS PA			1	100%	1
SC-GA2018 MCCORMICK REHAB & HEALTHCARE		1			1
MADISON AT OVIEDO			1	100%	1
THE HOSPITALS OF PROVIDENCE EMERGENCY ROOM			1	100%	1
HEARTLAND NURSING & REHABILITATION		1			1
AML DIAGNOSTICS- ADV TESTING IN METABOLIC MEDICINE			1	100%	1
HENRICO DOCTORS HOSPITAL LABORATORY			1	100%	1
CLEVELAND CLINIC FLORIDA WAIVED			1	100%	1
CAROMONT HEALTH			1	100%	1
MIAMI JEWISH DIALYSIS			1	100%	1
VITAL CARE			1	100%	1
MIDDLE CREEK MEDICAL CENTER		1			1
PORT ORANGE DIALYSIS			1	100%	1
CONNECTICUT CVS PHARMACY, LLC		1			1
UNIVERSITY OF ILLINOIS PATHOLOGY LAB			1	100%	1
NEMOURS CHILDREN'S			1	100%	1
BROOKSVILLE REGIONAL HOSP PATIENT CARE SERVICES			1	100%	1
NASONCARE LLC			1	100%	1
Cornerstone at the Ranch		1			1
BLOOMINGDALE MEDICAL ASSOC			1	100%	1



# COVID-19: testing by laboratory

Data through May 18, 2021 verified as of May 19, 2021 at 09:25 AM

Data in this report are provisional and subject to change.

The numbers in the table below represent the number of Florida and non-Florida residents for whom test results were received by the Department of Health. A person can be tested by more than one laboratory and can have both positive and negative results. **Therefore, the sum of the numbers in each column will be larger than the total number of people tested.**

Reporting lab	Inconclusive	Negative	Positive	Percent positive	Total
TREASURE COAST MEDICAL CONCIERGE LLC			1	100%	1
NEXTCARE SUN CITY			1	100%	1
PALM BEACH COUNTY SHERIFF OFFICE			1	100%	1
NORTHEAST GEORGIA HEALTH SYSTEM			1	100%	1
LAKE COMMUNITY ACTION AGENCY		1			1
ST. MICHAEL'S ELITE HOSPITAL			1	100%	1
PHOEBE PRIMARY CARE CAMILLA			1	100%	1
UNIVERSITY PLACE NURSING CENTER		1			1
SELECT SPECIALTY HOSPITAL - ORLANDO SOUTH			1	100%	1
SLIDELL MEMORIAL HOSPITAL			1	100%	1
KEY BISCAYNE PEDIATRIC ASSOCIATES INC			1	100%	1
BIOLOGIK NP		1			1
SOUTH FLORIDA EVALUATION AND TREATMENT		1			1
CARESPOT - OCOEE			1	100%	1
EUROFINS VIRACOR			1	100%	1
MEMORIAL HOSPITAL AT GULFPORT			1	100%	1
Plaza Healthcare			1	100%	1
PAUL C SCHWARTZ & MELVIN L WEIDMAN		1			1
SARASOTA MEMORIAL HEALTHCARE			1	100%	1
ATMORE COMMUNITY HOSPITAL			1	100%	1
Tremont Health & Rehabilitation Center		1			1
HEALTHPLUS			1	100%	1
PROVIDENCE PORTLAND MEDICAL CENTER		1			1
SOUTH DADE NURSING & REHABILITATION CENTER			1	100%	1
Walgreens #19992		1			1
AUSTIN ER LLC			1	100%	1
SOUTHERN FAMILY HEALTH			1	100%	1
MARY WASHINGTON HOSPITAL HOME HEALTH AGENCY	1				1
Niles Nursing and Rehab. Center		1			1
AVON PARK CLUSTER		1			1
BEACHSIDE DETOX		1			1
CURRY HLTH DIST DBA CURRY GENERAL HOSPITAL		1			1
REHABILITATION CENTER OF ALBUQUERQUE		1			1
YUMA REGIONAL MEDICAL CENTER			1	100%	1
Good Shepherd Fairview Home, Inc.		1			1
CARE ATC INC			1	100%	1
LIFESPAN HEALTH - SELMER		1			1
MEDSTAT WARSAW			1	100%	1
PRIME CARE FAMILY MEDICINE			1	100%	1
MEMORIAL HERMANN OCCUPATIONAL HEALTH			1	100%	1
DOCTORS CHOICE HOME CARE INC			1	100%	1
MERITER LABORATORIES			1	100%	1
PEDIATRIC ASSOCIATES - JACKSONVILLE			1	100%	1
FLORIDA DEPARTMENT OF HEALTH IN BROWARD COUNTY		1			1
CONSULATE HEALTH CARE OF VERO BEACH			1	100%	1
UNIVERSITY OF MIAMI PRIMARY CARE SITE UMHC 3039			1	100%	1
Consulate Health Care of Tallahassee			1	100%	1

# COVID-19: testing by laboratory

Data through May 18, 2021 verified as of May 19, 2021 at 09:25 AM

Data in this report are provisional and subject to change.

The numbers in the table below represent the number of Florida and non-Florida residents for whom test results were received by the Department of Health. A person can be tested by more than one laboratory and can have both positive and negative results. **Therefore, the sum of the numbers in each column will be larger than the total number of people tested.**

Reporting lab	Inconclusive	Negative	Positive	Percent positive	Total
MEDIPLUS CLINIC, INC			1	100%	1
AUTUMN CARE OF STATESVILLE, LLC		1			1
MOREHOUSE SCHOOL OF MEDICINE		1			1
FRITZINGERTOWN SENIOR LIVING		1			1
REDMOND URGENT CARE			1	100%	1
Manor Care Health Care Services - Williamsport North		1			1
MULTICARE PHYSICIANS			1	100%	1
MEDEXPRESS URGENT CARE - BENTONVILLE		1			1
NEW RIVER HEALTH DISTRICT			1	100%	1
Juniper Village at Bucks County		1			1
Orange City Nursing and Rehab Center			1	100%	1
ENZO LABS INC			1	100%	1
AVERA SACRED HEART HOSPITAL			1	100%	1
SANTA CRUZ COUNTY HEALTH SERVICES			1	100%	1
ADVENTHEALTH SENIOR CARE AT ORMOND			1	100%	1
CSI LABORATORIES FLORIDA			1	100%	1
Kroger 907 - The Little Clinic Holland		1			1
SAN JOSE CLINIC		1			1
THE CLINIC ON SIXTH			1	100%	1
Piqua Manor		1			1
MEDICAL ASSOCIATES OF CARTER		1			1
WATERTOWN URGENT CARE		1			1
LEE MEMORIAL HEALTH SYSTEMS HOME HEALTH		1			1
PM PEDIATRICS PC			1	100%	1
PALMETTO CHARTER SCHOOL		1			1
MEDEXPRESS URGENT CARE-BRENTWOOD		1			1
MEDCARE QUALITY MEDICAL CENTER LLC			1	100%	1
REGIONAL MED CTR BAYONET POINT			1	100%	1
VERITAS GENETICS, INC.			1	100%	1
ABBOTT VASCULAR OCCUPATIONAL HEALTH SE		1			1
FORT HUDSON NURSING CENTER		1			1
Maine VA HCS		1			1
Kroger 779 - The Little Clinic Georgetown		1			1
CENTRAL MAINE MED CTR LAB			1	100%	1
PANCARE HEALTH - CARR ELEM & MIDDLE SCHOOL			1	100%	1
Trenton Health and Rehabilitation		1			1
Kroger 717 - The Little Clinic Dolphin Drive			1	100%	1
ADVANCE MD CARE			1	100%	1
MARTIN ARMY COMMUNITY HOSPITAL			1	100%	1
ST FRANCIS MEDICAL CENTER			1	100%	1
LOUISIANA STATE LAB			1	100%	1
WELLSTREET BETHANY BEND		1			1
Arlington Care Center			1	100%	1
TMH PHYSICIAN PARTNERS QUINCY			1	100%	1
VA Texas Valley Coastal Bend Harlingen HCC		1			1
NATICK URGENT CARE			1	100%	1
EAST COAST INSTITUTE FOR RESEARCH LLC			1	100%	1

# COVID-19: testing by laboratory

Data through May 18, 2021 verified as of May 19, 2021 at 09:25 AM

Data in this report are provisional and subject to change.

The numbers in the table below represent the number of Florida and non-Florida residents for whom test results were received by the Department of Health. A person can be tested by more than one laboratory and can have both positive and negative results. **Therefore, the sum of the numbers in each column will be larger than the total number of people tested.**

Reporting lab	Inconclusive	Negative	Positive	Percent positive	Total
MCCORMICK AMBULANCE		1			1
HEALTH CONSERVATION, INC		1			1
ORDRS, INC.			1	100%	1
LIFE SAVERS EMERGENCY ROOM II, LLC		1			1
MED-LAKE LABORATORY			1	100%	1
QC LABORATORY			1	100%	1
Maple Lane Nursing Home		1			1
St. Mary's Care Center		1			1
LYSTER MAIN LAB, FT RUCKER		1			1
CAPITAL DISTRICT PSYCHIATRIC CENTER		1			1
Eagle Point Health Care Center		1			1
RIVERSIDE PEDIATRIC GROUP, INC		1			1
WINNIFRED ASSISTED LIVING FACILITY INC		1			1
MEDONE URGENT CARE			1	100%	1
BATESVILLE - SHERWOOD URGENT CARE			1	100%	1
FLORIDA HOSPITAL ORMOND BEACH			1	100%	1
BELLMORE PEDIATRICS		1			1
ADVENTHEALTH WOUND CARE CENTER			1	100%	1
CVS OH6153POCT COLUMBUS		1			1
Greencroft Goshen		1			1
GREATER MOBILE URGENT CARE			1	100%	1
Court House Center		1			1
NORWALK HOSPITAL			1	100%	1
FREEPORT ER DOX URGENT CARE		1			1
COVID CLINIC, INC			1	100%	1
OAKWOOD HOSPITAL - DEARBORN LAB			1	100%	1
RED BUG LAKE ROAD OVIEDO COVID			1	100%	1
MD NOW URGENT CARE			1	100%	1
SOUTH COUNTY MEDICAL CENTER			1	100%	1
SMART CHOICE PRIMARY AND URGENT CARE			1	100%	1
Kroger - KRO03500568			1	100%	1
FAIRFIELD MEDICAL CENTER			1	100%	1
BRISTOL CHILDRENS CLINIC			1	100%	1
VOLUSIA MEDICAL CENTER			1	100%	1
CHEROKEE PARK REHABILITATION		1			1
AMERICAN MEDICAL RESPONSE - FARMER BRA		1			1
WRNMMC BETHESDA			1	100%	1
CVS IL2297652CV CHICAGO		1			1
MEDICAL COLLEGE OF GEORGIA MEDICAL CENTER			1	100%	1
ST JOHNS MEDICAL CENTER		1			1
APPLECARE URGENT CARE JESUP			1	100%	1
CENTRAL ALABAMA HEALTH CARE SYSTEM			1	100%	1
INTERNAL MEDICINE ASSOCIATES		1			1
Eden Meadows		1			1
ADVANCED URGENT CARE PLLC		1			1
BEAUMONT HOSPITAL, GROSSE POINTE			1	100%	1
Valley View Health and Rehabilitation, LLC		1			1

# COVID-19: testing by laboratory

Data through May 18, 2021 verified as of May 19, 2021 at 09:25 AM

Data in this report are provisional and subject to change.

The numbers in the table below represent the number of Florida and non-Florida residents for whom test results were received by the Department of Health. A person can be tested by more than one laboratory and can have both positive and negative results. **Therefore, the sum of the numbers in each column will be larger than the total number of people tested.**

Reporting lab	Inconclusive	Negative	Positive	Percent positive	Total
THE TOLEDO HOSPITAL			1	100%	1
SOUTHWEST ORLANDO FAMILY MEDICINE, PL			1	100%	1
SAMSON MEDICAL CLINIC			1	100%	1
DELTA INTERNAL MEDICINE CENTER			1	100%	1
Redwood Springs Healthcare			1	100%	1
NURSECARE OF ATLANTA INC DBA		1			1
FELD ENTERTAINMENT			1	100%	1
WEST BOYNTON DIALYSIS			1	100%	1
CLAYTON NURSING AND REHABILITATION		1			1
Kroger 359 - The Little Clinic Bellevue		1			1
SHANDSCAIR FLIGHT PROGRAM			1	100%	1
TCPA CLINICAL LABORATORIES			1	100%	1
ENCOMPASS HEALTH REHABILITATION HOSPITAL OF NORTH		1			1
NORTHSIDE FAMILY MEDICINE AND URGENT CARE (MIDTOWN)		1			1
SPECTRUM LABORATORY			1	100%	1
US PUBLIC HEALTH SERVICE HOSPITAL			1	100%	1
PM PEDIATRICS OF BAYSIDE PLLC - STATEN		1			1
PENSACOLA PRIMARY CARE INC		1			1
SEPULVEDA OUTPATIENT AND NURSING HOME CARE			1	100%	1
SUNDIAL MANUFACTURING		1			1
SONORAN DESERT PATHOLOGY			1	100%	1
NOVANT HEALTH GOHEALTH URGENT CARE			1	100%	1
TRAFALGAR DIALYSIS			1	100%	1
CVS TN6394POCT BRENTWOOD		1			1
BETHESDA DIALYSIS			1	100%	1
LUMBERTON HOSPITAL			1	100%	1
COVENANT HOSPITAL HOBBS D/B/A COVENANT		1			1
METROWEST MEDICAL CENTER - FRAMINGHAM			1	100%	1
MOBILE MEDICAL CLINIC			1	100%	1
Seal Rock Healthcare		1			1
SAINT JOSEPH'S HOSPITAL AND MEDICAL CENTER		1			1
SUNSHINE PEDIATRICS OF LUTz			1	100%	1
USCG BASE MIAMI BEACH MEDICAL LAB		1			1
TENNOVA ER - SANGO			1	100%	1
WELLSTAR KENNESAW MEDICAL CENTER		1			1
NORTH FLORIDA FAMILY MEDICINE			1	100%	1
HERITAGE HEALTHCARE CENTER AT TALLAHASSEE			1	100%	1
NEMOURS CHILDREN HOSPITAL			1	100%	1
BAPTIST MEDICAL PLAZA AT WESTCHESTER			1	100%	1
Kroger 410 - The Little Clinic Trinity		1			1
Ash Flat Healthcare and Rehabilitation Center			1	100%	1
MY URGENT CARE CLINIC			1	100%	1
URGENT CARE OF KANSAS CITY			1	100%	1
MIDWEST COVENANT HOME, INC		1			1
LP ELIZABETHTON		1			1
PALM BREEZE DIALYSIS			1	100%	1
NORTHWEST FLORIDA SPECIALTY PHYSICIANS LLC		1			1

# COVID-19: testing by laboratory

Data through May 18, 2021 verified as of May 19, 2021 at 09:25 AM

Data in this report are provisional and subject to change.

The numbers in the table below represent the number of Florida and non-Florida residents for whom test results were received by the Department of Health. A person can be tested by more than one laboratory and can have both positive and negative results. **Therefore, the sum of the numbers in each column will be larger than the total number of people tested.**

Reporting lab	Inconclusive	Negative	Positive	Percent positive	Total
PINNACLE DIALYSIS		1			1
VillageCare Rehabilitation and Nursing Center		1			1
LOUIS STOKES CLEVELAND VA MEDICAL CENTER			1	100%	1
BAYFRONT HEAL WOUND CARE AND HYPERBARIC CENTER			1	100%	1
BLOOD SYSTEMS LABORATORIES			1	100%	1
SACRED HEART HOSPITAL			1	100%	1
BAYLOR SCOTT AND WHITE MEDICAL CENTER -CENTENTENNIAL			1	100%	1
OCCUPATIONAL HEALTH CENTER		1			1
WEKIVA SPRINGS PEDIATRICS			1	100%	1
BALLAD HEALTH MEDICAL ASSOCIATES URGENT CARE - JOHNSON CITY			1	100%	1
CHILDREN'S HOSPITAL OF CHICAGO			1	100%	1
THE CHRIST HOSPITAL			1	100%	1
LAMARQUE DIALYSIS			1	100%	1
PEACHEALTH LABORATORIES		1			1
NORTHWEST COMMUNITY HOSPITAL LABORATORY			1	100%	1
SANFORD LABORATORIES WATERTOWN			1	100%	1
RIVIERA BEACH HEALTH CENTER LAB			1	100%	1
BROOKSHIRE, THE			1	100%	1
441 URGENT CARE CENTER - BROWNWOOD			1	100%	1
BMC/NASSAU			1	100%	1
DOCTORS HEARING			1	100%	1
PHYSICIANS ASSOCIATES			1	100%	1
RAPID CITY REGIONAL HOSPITAL -579 ATTN. LABORATORY		1			1
Dugan Memorial Home		1			1
BAPTIST MEDICAL PLAZA AT MIAMI LAKES DIAGNOSTICS			1	100%	1
Falmouth By The Sea			1	100%	1
TOMAH HEALTH			1	100%	1
Kroger 126 - The Little Clinic Cottonwood		1			1
Avon Health Center		1			1
MID FLORIDA BIOLOGICALS			1	100%	1
Hempfield Manor		1			1
STAYING HEALTHY MEDICAL SERVICES			1	100%	1
JUPITER MEDICAL CENTER INC			1	100%	1
Alexandria Place		1			1
Community Compassion Center of Batesville			1	100%	1
MEDEXPRESS URGENT CARE-MEADVILLE			1	100%	1
C V S / PHARMACY #4396		1			1
SALTZER URGENT CARE			1	100%	1
OMNI HEALTHCARE URGENT CARE			1	100%	1
SOUTHEASTERN PATHOLOGY ASSOCIATES			1	100%	1
VELOCITY URGENT CARE - CHIMNEY HILL			1	100%	1
Birmingham Nursing and Rehabilitation East LLC		1			1
CVS M08564POCT INDEPENDENCE		1			1
Chateau Girardeau			1	100%	1
1ST MED DOTHAN			1	100%	1
OHIO VALLEY MANOR NURSING &		1			1
DAVIS, CASEY		1			1



# COVID-19: testing by laboratory

Data through May 18, 2021 verified as of May 19, 2021 at 09:25 AM

Data in this report are provisional and subject to change.

The numbers in the table below represent the number of Florida and non-Florida residents for whom test results were received by the Department of Health. A person can be tested by more than one laboratory and can have both positive and negative results. **Therefore, the sum of the numbers in each column will be larger than the total number of people tested.**

Reporting lab	Inconclusive	Negative	Positive	Percent positive	Total
BOCA CIEGA CENTER			1	100%	1
EXPRESS WALK IN MEDICAL CENTER			1	100%	1
ALDEN PHARMACY		1			1
GARDEN VIEW CARE CENTER		1			1
REDSTONE REHABILITATION & NURSING CENT		1			1
ORANGE PEDIATRICS PA			1	100%	1
KINGWOOD EMERGENCY CENTER			1	100%	1
SYCAMORE MEDICAL CENTER-KETTERING HEALTH NETWORK			1	100%	1
Hawthorne House		1			1
KANA MEDICAL			1	100%	1
ASCARATE DIALYSIS			1	100%	1
BEVERLY ADVANCED PRACTICE NURSING		1			1
BAPTIST MINOR MEDICAL CENTER			1	100%	1
Big River Nursing and Rehab		1			1
WALKING URGENT CARE INC			1	100%	1
CAREHERE HUDSON BAY			1	100%	1
ManorCare Health Services/ York South		1			1
GOOD SAMARITAN SOCIETY-FOREST CITY		1			1
UC TAMIAMI			1	100%	1
MERCY – NORTH IOWA			1	100%	1
CVS MO8595POCT RAYMORE		1			1
Sunnybrook Rehabilitation Center			1	100%	1
Urgent Care 24/7 Orlando LLC			1	100%	1
Aspire Physical Recovery Center at Cahaba River		1			1
SECOND STREET GROUP HOME		1			1
WALGREENS WAYNE			1	100%	1
DOCTORS MEMORIAL HOSP HOME HEALTH CARE		1			1
ARIZA WELLNESS CARE LLC			1	100%	1
MT CARMEL NURSING HOME		1			1
HEALTH DIV OAK RIDGE NATL LABORATORY		1			1
COMMUNITY URGENT CARE PC			1	100%	1
Kroger 97 - The Little Clinic Hutchinson		1			1
PROVIDENCE ST. PATRICK HOSPITAL			1	100%	1
INDIAN RIDGE		1			1
PATHOLOGY ASSOCIATES			1	100%	1
ALLIANCE LABORATORY SERVICES			1	100%	1
Mason Health and Rehab		1			1
MAYO MEDICAL LABORATORIES			1	100%	1
SUMMERLIN MEDICAL CENTRE			1	100%	1
North Campus Annex			1	100%	1
Kroger 086 - The Little Clinic Broomfield-Sheridan		1			1
IMMY LABS			1	100%	1
MARION GENERAL HOSPITAL			1	100%	1
MCLEOD MEMORIAL HOSPITAL CLARENDON			1	100%	1
ADVENTHEALTH PHYSICIAN GROUP – APPLEWOOD			1	100%	1
CITRONELLE HEALTH AND REHABILITATION CENTER		1			1
SUMMIT DETOX INC			1	100%	1

# COVID-19: testing by laboratory

Data through May 18, 2021 verified as of May 19, 2021 at 09:25 AM

Data in this report are provisional and subject to change.

The numbers in the table below represent the number of Florida and non-Florida residents for whom test results were received by the Department of Health. A person can be tested by more than one laboratory and can have both positive and negative results. **Therefore, the sum of the numbers in each column will be larger than the total number of people tested.**

Reporting lab	Inconclusive	Negative	Positive	Percent positive	Total
Manorcare Health Services-Oxford Valley		1			1
OAK HAVEN REHAB AND NURSING CENTER			1	100%	1
ELEMENTS PHARMACY			1	100%	1
Rio Grande City Nursing and Rehab Center			1	100%	1
MAYO CLINIC OUTPATIENT DIALYSIS CENTER			1	100%	1
ARISTACARE AT MANCHESTER		1			1
SPECIALTY MOLECULAR - DENVER			1	100%	1
KENT		1			1
Kroger 670 - The Little Clinic Dawson Forest Rd & Hwy 19		1			1
Sanctuary Pointe Nursing & Rehab		1			1
MERRILL GARDENS AT CHAMPIONSGATE			1	100%	1
TITUS REGIONAL MEDICAL CENTER			1	100%	1
Kroger 683 - The Little Clinic Foothills Plaza		1			1
VIRTUA HEALTH AND REHABILITATION		1			1
HEALTHCARE AND REHAB OF SANFORD			1	100%	1
CARDIOLOGY AND FITNESS MEDICINE		1			1
ALL PEDIATRIC CARE PA			1	100%	1
CVS NY2297002CV NEW YORK			1	100%	1
WESTCHESTER MEDICAL CENTER ADVANCED		1			1
Christian Park Village		1			1
INTERMOUNTAIN HEALTHCARE LABORATORY SERVICES			1	100%	1
BROOKDALE FORT WALTON BEACH			1	100%	1
ACCESS TOTAL CARE			1	100%	1
ATLANTA PLUS URGENT CARE, LLC			1	100%	1
CVS NE8626POCT LINCOLN		1			1
CLINICAL PATHOLOGY LABORATORIES SOUTHEAST INC			1	100%	1
OHIO CVS STORES, LLC DBA CVS/PHARMACY		1			1
MARTINSVILLE HEALTH AND REHAB			1	100%	1
USA Healthcare LTC, LLC - Folsom Center for Rehabilitation & Healthca		1			1
UNIVERSITY OF IOWA HOSPITALS & CLINICS			1	100%	1
TUNIS STREET GROUP HOME		1			1
ANSWERS RESOURCE FACILITY		1			1
Glen Haven Health and Rehabilitation LLC		1			1
Garden View Care Center at Dougherty Ferry		1			1
THE MEDICAL CENTER AT BOWLING GREEN			1	100%	1
MAYO CLINICAL LABORATORIES		1			1
Higland Pointe Health and Rehabilitation center		1			1
ROSEN MEDICAL CENTER AT ROSEN COLLEGE CAMPUS			1	100%	1
Grangeville Health and Rehab		1			1
CARESPOT - MIAMI GARDENS			1	100%	1
EVEXIA DIAGNOSTICS			1	100%	1
Medilodge of East Lansing		1			1
SEMA4			1	100%	1
EAST FL CORE LAB			1	100%	1
ADAMS COUNTY HEALTH DEPARTMENT			1	100%	1
Heartland Health Care Center Jacksonville			1	100%	1
SEASONS HOSPICE AND PALLIATIVE CARE OF			1	100%	1

# COVID-19: testing by laboratory

Data through May 18, 2021 verified as of May 19, 2021 at 09:25 AM

Data in this report are provisional and subject to change.

The numbers in the table below represent the number of Florida and non-Florida residents for whom test results were received by the Department of Health. A person can be tested by more than one laboratory and can have both positive and negative results. **Therefore, the sum of the numbers in each column will be larger than the total number of people tested.**

Reporting lab	Inconclusive	Negative	Positive	Percent positive	Total
PANCARE HEALTH - NORTHSIDE ELEMENTARY			1	100%	1
NORTH RIVER FAMILY HEALTH CENTER			1	100%	1
RICHMOND MEDICAL CENTER FOR WOMEN		1			1
TEXAS HEALTH ARLINGTON MEMORIAL HOSPITAL			1	100%	1
PEDRO MENENDEZ HEALTH CENTER AT ST JOHNS			1	100%	1
TEXAS HEALTH ARLINGTON MEMORIAL		1			1
Willowbrooke Court at Normandy Farms Estates		1			1
ACUTE AND COMMUNICABLE DISEASE PREVENTION			1	100%	1
FALKVILLE HEALTHCARE		1			1
LIFECARE MEDICAL CENTER			1	100%	1
MADISON REHABILITATION HOSPITAL		1			1
OMAHA VA MEDICAL CENTER			1	100%	1
Eddy Memorial Geriatric Center		1			1
OMC PRIMARY CARE - HOSPITAL CAMPUS			1	100%	1
Sarah A. Todd Memorial Home		1			1
CVS / PHARMACY #10794			1	100%	1
Trucare Living Centers - Columbus		1			1
WINDSOR MANOR			1	100%	1
PUBLIX PHARMACY #1114			1	100%	1
PERRY COUNTY NURSING HOME		1			1
MALUHIA		1			1
CAREFIRST URGENT CARE - BEECHMONT			1	100%	1
Lopatcong Center		1			1
KODIAK AREA NATIVE ASSOCIATION-KANA			1	100%	1
BAPTIST HOSPITAL FAMILY MEDICINE &			1	100%	1
HEALTHCARE ASSOCIATES OF IRVING, LLP			1	100%	1
SOMA MEDICAL CENTER PA #2			1	100%	1
SAINT BARNABAS MEDICAL CENTER		1			1
ARGENTINE CARE CENTER		1			1
APOLLO ADVANCED HOME HEALTH CORP			1	100%	1
FAMILY PHYSICIANS OF WINTER PARK, INC			1	100%	1
LIFELINK FOUNDATION INC D/B/A			1	100%	1
SANDPIPER CLUSTER		1			1
SC-GA2018 SIMPSONVILLE REHABILITATION		1			1
HEARTLAND KNOLLVIEW MI LLC		1			1
PALM BEACH DIABETES AND ENDOCRINE SPECIALISTS, PA			1	100%	1
ACCESS MEDICAL GROUP OF TAMPA INC			1	100%	1
UW MEDICINE MS CENTER			1	100%	1
FASTMED - LAKEWAY			1	100%	1
Dulles Health and Rehab Center		1			1
CARY CLINIC			1	100%	1
VISITING PHYSICIAN SERVICES, LLC			1	100%	1
JOSHUA E CHESIR MD		1			1
BAYOU URGENT CARE			1	100%	1
ELMCROFT OF TIMBERLIN PARC			1	100%	1
VIVEX/UMTB BIOMEDICAL			1	100%	1
Wexner Heritage House			1	100%	1

# COVID-19: testing by laboratory

Data through May 18, 2021 verified as of May 19, 2021 at 09:25 AM

Data in this report are provisional and subject to change.

The numbers in the table below represent the number of Florida and non-Florida residents for whom test results were received by the Department of Health. A person can be tested by more than one laboratory and can have both positive and negative results. **Therefore, the sum of the numbers in each column will be larger than the total number of people tested.**

Reporting lab	Inconclusive	Negative	Positive	Percent positive	Total
MEMORIAL HOSPITAL - BELLEVILLE			1	100%	1
BIOMAT USA INC			1	100%	1
CHILDREN'S MEMORIAL HOSPITAL			1	100%	1
STEWART MEDICAL GROUP INC			1	100%	1
PARKVIEW REGIONAL MEDICAL CENTER			1	100%	1
GOOD SHEPHERD HOSPICE INC			1	100%	1
HOSPITAL SISTERS HEALTH SYSTEM (HSHS)			1	100%	1
GEORGE WASHINGTON UNIVERSITY HOSPITAL			1	100%	1
SSC NASHVILLE OPERATING CO LLC D/B/A		1			1
AUSTIN URGENT CARE			1	100%	1
Wayne County Nursing Home		1			1
CORRY MEMORIAL HOSPITAL			1	100%	1
PUBLIX PHARMACY # 1236			1	100%	1
FAIRLAWN OPCO LLC DBA ARBORS AT FAIRLAWN		1			1
ROCK RAPIDS HEALTH CENTRE		1			1
Kroger 682 - The Little Clinic New Holland Market			1	100%	1
QUEST INC			1	100%	1
OPTUM MEDICAL CLINIC IN ROCKRIMMON			1	100%	1
BOLLES SCHOOL, THE			1	100%	1
AFTER HOURS CARE OF AMERICUS INCORPORA			1	100%	1
SUNCOAST PRIMARY CARE LLC			1	100%	1
PORTSMOUTH REG. HOSPITAL			1	100%	1
ATHENS LIMESTONE HOSPITAL		1			1
EMERSON HOSPITAL LABORATORY			1	100%	1
WYOMING COUNTY DEPARTMENT OF HEALTH		1			1
NORTHSIDE PEDIATRICS & ADOLESCENT MEDI		1			1
TEVAPHARM			1	100%	1
WINDROSE HEALTH NETWORK			1	100%	1
JUP Serology SubSection			1	100%	1
Heritage Health of Peru			1	100%	1
GOOD SAMARITAN SOCIETY - DE SMET		1			1
TRUECARE24			1	100%	1
Kroger 968 - The Little Clinic Colerain Township		1			1
LAKE MARY OPTUM FLORIDA			1	100%	1
SPINE & PAIN CONSULTANT PLLC		1			1
LiveWell		1			1
CARROLL UNIVERSITY STUDENT HEALTH CENTER		1			1
BUENA VENTURA LAKES DIALYSIS			1	100%	1
HOSPITAL METROPOLITANO SAN GERMAN			1	100%	1
Montgomery Place		1			1
Moab Regional Hospital			1	100%	1
STEPHEN G NELSON MD PA			1	100%	1
THE LITTLE CLINIC LLC			1	100%	1
LRGHEALTHCARE		1			1
Manor Care Health Services- Wilmington			1	100%	1
HEALTHALLIANCE HOSPITAL LABORATORY		1			1
COVENANT HEALTH		1			1

# COVID-19: testing by laboratory

Data through May 18, 2021 verified as of May 19, 2021 at 09:25 AM

Data in this report are provisional and subject to change.

The numbers in the table below represent the number of Florida and non-Florida residents for whom test results were received by the Department of Health. A person can be tested by more than one laboratory and can have both positive and negative results. **Therefore, the sum of the numbers in each column will be larger than the total number of people tested.**

Reporting lab	Inconclusive	Negative	Positive	Percent positive	Total
5 STAR HOME HEALTH SERVICES INC		1			1
BOND & STEELE CLINIC PA D/B/A		1			1
SOUTHEAST MISSOURI HOSPITAL		1			1
Kingston Care Center of Fort Wayne		1			1
BSA PHYSICIANS GROUP, INC D/B/A BSA FAMILY MEDICAL			1	100%	1
HEALTH CARE SERVICES LC			1	100%	1
HEALTHFORCE PARTNERS INC			1	100%	1
Le Roy Village Green		1			1
Courtenay Springs Village			1	100%	1
Brown Nursing Home		1			1
OCEANVIEW NURSING AND REHABILITAION CENTER			1	100%	1
The Evangelical Lutheran Good Samaritan Society Prescott Village		1			1
MIAMI NORTH DIALYSIS			1	100%	1
CURA LABORATORY SERVICES			1	100%	1
PEDRO L ORTEGA MD PA			1	100%	1
Kroger 970 - The Little Clinic Westfield			1	100%	1
MDS PHARMA SERVICES		1			1
INNOVATIVE CARE PARTNERS PLLC			1	100%	1
United Methodist Communities at The Shores		1			1
MEDLABS OF FLORIDA LLC D/B/A MEDLABS DIAGNOSTICS		1			1
SANTA CLARA VALLEY MEDICAL CENTER			1	100%	1
NC STATE LAB OF PUBLIC HEALTH			1	100%	1
NORTHERN NEVADA MEDICAL CENTER			1	100%	1
HEALTHCARECLINICS			1	100%	1
SIGNATURE CARE COLLEGE STATION			1	100%	1
Schenectady Center for Rehabilitation & Nursing		1			1
Elmbrook Home		1			1
INTERMOUNTAIN CANYONS CLINIC			1	100%	1
STAMFORD HOSPITAL			1	100%	1
COMMUNITY HOSPITALS INDIANAPOLIS			1	100%	1
ACCESS TOTAL CARE - PORTLAND			1	100%	1
Mercy Manor Transition Center			1	100%	1
MCALLEN MEDICAL CENTER			1	100%	1
ManorCare Yeadon		1			1
REGENTS PARK OF JACKSONVILLE			1	100%	1
Whispering Pines Nursing & Rehabilitation Center		1			1
Walgreens #17445		1			1
USC VERDUGO HILLS HOSPITAL			1	100%	1
Senior Rehab & Recovery Center at Limestone Health Facility		1			1
Victory Health and Rehabilitation			1	100%	1
SUMMIT URGENT CARE EAST POINT		1			1
Carington Park			1	100%	1
BELMONT VILLAGE AT JOHNS CREEK		1			1
PRIORITY CARE LLC			1	100%	1
KETAMINE HEALTH CENTERS OF WEST PALM BEACH LLC		1			1
WILLOWBROOKE COURT AT MATTHEWS GLEN		1			1
Kroger 368 - The Little Clinic Frankfort West		1			1



# COVID-19: testing by laboratory

Data through May 18, 2021 verified as of May 19, 2021 at 09:25 AM

Data in this report are provisional and subject to change.

The numbers in the table below represent the number of Florida and non-Florida residents for whom test results were received by the Department of Health. A person can be tested by more than one laboratory and can have both positive and negative results. **Therefore, the sum of the numbers in each column will be larger than the total number of people tested.**

Reporting lab	Inconclusive	Negative	Positive	Percent positive	Total
TARRYTOWN PHARMACY			1	100%	1
DONALSONVILLE HOSPITAL			1	100%	1
VCU HEALTH SYSTEM AUTHORITY - MCV HOSPITALS			1	100%	1
EASTSIDE MEDICAL CLINIC		1			1
EAST TENNESSEE STATE UNIVERSITY		1			1
ALLIED PHYSICIANS GROUP		1			1
CORDOVA FAMILY PRACTICE			1	100%	1
Erie VAMC		1			1
St. Patrick's Manor		1			1
SS VASCULAR			1	100%	1
EDGAR PRICE FAMILY & CHILDREN HEALTHCARE CENTER			1	100%	1
MEDEXPRESS URGENT CARE - UNIONTOWN		1			1
CARESPOT EXPRESS HEALTHCARE BOYNTON BEACH			1	100%	1
CAROLINAS MEDICAL CENTER			1	100%	1
MEADOWS PARK HEALTH AND REHABILITATION		1			1
LAURELS OF ATHENS, THE		1			1
Strasburg Care Center		1			1
REELFOOT FAMILY WALK-IN CLINIC		1			1
FAIRVIEW SOUTHDALE			1	100%	1
Florence Home		1			1
EVERGREEN NURSING HOME		1			1
AFC URGENT CARE SWAMPSCOTT			1	100%	1
BOND COUNTY HEALTH DEPARTMENT			1	100%	1
SUMMER PLACE NURSING & REHABILITATION		1			1
FRESENIUS KIDNEY CARE HILLSBOROUGH			1	100%	1
CHILDREN'S AT SATELLITE BOULEVARD URGE		1			1
BRANDON OUTREACH CLINIC			1	100%	1
GENERATIONS CENTER OF SPENCER		1			1
INTERNAL MEDICINE OF SOUTHWEST FLORIDA			1	100%	1
DIMMIT REGIONAL HOSPITAL			1	100%	1
SUN DISCOUNT PHARMACY			1	100%	1
Senatobia Healthcare & Rehab		1			1
ASSISTED LIVING AT TREZEVANT		1			1
HOLYCROSS URGENT CARE AND IMAGING CENTER		1			1
Seacrest Village		1			1
SJMC PHYSICIAN SERVICES			1	100%	1
COLOMBO'S PHARMACY		1			1
INDIANA STATE DEPARTMENT OF HEALTH CLINIC MICROBIOLOGY		1			1
VA Tennessee Valley HCS-Nashville Campus			1	100%	1
TAMPA HEALTH CARE PROVIDERS PA		1			1
Hillside Rehab and Care Center			1	100%	1
PEDIATRIC URGENT CARE CENTR OF FORT WORTH-LA GRAN			1	100%	1
BETHESDA HEALTH PHYSICIANS GROUP		1			1
FAIRVIEW HOSPITAL			1	100%	1
Kroger 531 - The Little Clinic Waterville		1			1
Kroger 699 - The Little Clinic Smyrna		1			1
MEDOR/ACC SYNCHRONY			1	100%	1

# COVID-19: testing by laboratory

Data through May 18, 2021 verified as of May 19, 2021 at 09:25 AM

Data in this report are provisional and subject to change.

The numbers in the table below represent the number of Florida and non-Florida residents for whom test results were received by the Department of Health. A person can be tested by more than one laboratory and can have both positive and negative results. **Therefore, the sum of the numbers in each column will be larger than the total number of people tested.**

Reporting lab	Inconclusive	Negative	Positive	Percent positive	Total
GENESEE COUNTY HEALTH DEPARTMENT		1			1
BAYLOR SCOTT & WHITE MEDICAL SURGICAL CLINIC			1	100%	1
Kittanning Care Center		1			1
C A R E S		1			1
WALGREENS #4086		1			1
CLERMONT PEDIATRICS, PA			1	100%	1
COLE DIAGNOSTICS - BOISE		1			1
FRANKLIN CBOC			1	100%	1
BEST CARE COMMUNITY AND FAMILY HEALTH CENTER INC			1	100%	1
BAPTIST HOSPITAL FAMILY MEDICINE TIGER POINT			1	100%	1
MID-FLORIDA CANCER CENTERS		1			1
PATIENT FIRST-GENERAL BOOTH			1	100%	1
MEDHELP			1	100%	1
LABORATORY SERVICES SGHS - CAMDEN		1			1
DIGNITY HEALTH GOHEALTH		1			1
Kroger 519 - The Little Clinic Staples Mill Road		1			1
WILSON FAMILY MEDICINE LLC		1			1
CENTRAL FLORIDA HEALTH CARE, INC			1	100%	1
CLEVELAND CLINIC FLORIDA LAB			1	100%	1
UNIVERSITY OF MD PATH ASSOC- MD GENOMICS			1	100%	1
Carrollton Manor Inc		1			1
bishop rehabilitation and nursing center		1			1
LAKE LURE HEALTH CENTER			1	100%	1
Alden North Shore			1	100%	1
CELEBRATION HOSPITAL			1	100%	1
Brookdale Richmond Place		1			1
JACK M MATHENY II MD			1	100%	1
ALPHA 1 ANTITRYPSIN RESEARCH PROGRAM			1	100%	1
MOREHOUSE COLLEGE STUDENT HEALTH CENTE		1			1
Portsmouth Health and Rehab			1	100%	1
KEYS PEDIATRICS PLLC			1	100%	1
EMERGENCE MEDICINE			1	100%	1
JOSEPH REINA PHARMACY INC DBA JRX PHAR		1			1
APPLECARE BRUNSWICK			1	100%	1
HEART HOSPITAL OF LAFAYETTE: EMERGENCY ROOM			1	100%	1
WMC HEALTH GROUP OF KISSIMMEE LLC			1	100%	1
HCL LABORATORIES			1	100%	1
BRITTNEY WHELIHAN IRWIN ARNP LLC			1	100%	1
Ernest Childers Outpatient Clinic		1			1
MARQUETTE GENERAL HOSPITAL			1	100%	1
Isle Health and Rehabilitation Center			1	100%	1
LEELANAU OPCO, LLC		1			1
FOUNDCARE HEALTH			1	100%	1
ST. ELIZABETH HEALTHCARE - FLORENCE HOSPITAL			1	100%	1
GINKGO BIOWORKS INC (CONCENTRIC)		1			1
FRESENIUS SOUTH FORT MYERS		1			1
MEDEXPRESS URGENT CARE - LINDEN		1			1

# COVID-19: testing by laboratory

Data through May 18, 2021 verified as of May 19, 2021 at 09:25 AM

Data in this report are provisional and subject to change.

The numbers in the table below represent the number of Florida and non-Florida residents for whom test results were received by the Department of Health. A person can be tested by more than one laboratory and can have both positive and negative results. **Therefore, the sum of the numbers in each column will be larger than the total number of people tested.**

Reporting lab	Inconclusive	Negative	Positive	Percent positive	Total
KIDS CARE PEDIATRICS			1	100%	1
DR AZIZ CLINIC			1	100%	1
FAMILY MEDICINE AT KISSIMMEE		1			1
TAMPA GENERAL MEDICAL GROUP LABORATORY HEALTHPARK			1	100%	1
OPCO LLC LEGACY NURSING AND REHABILITA		1			1
WINDMOOR HEALTHCARE			1	100%	1
BLAKE AT PENSACOLA OPERATION CO, LLC, THE			1	100%	1
BULLOCK COUNTY HOSPITAL		1			1
Acts Manor House		1			1
Heritage Inn Health and Rehabilitation		1			1
FAIRFAX COUNTY HEALTH DEPT LABORATORY			1	100%	1
CATERPILLAR INC - MIAMI DISTRIBUTION CENTER			1	100%	1
Kroger 524 - The Little Clinic Iron Bridge Road		1			1
SANTA ROSA PEDIATRICS			1	100%	1
CAPE CORAL HOSPITAL NURSING			1	100%	1
WALK IN FAMILY MEDICINE CENTER			1	100%	1
HEALTHPARTNERS HUDSON CLINIC			1	100%	1
EMORY DECATUR HOSPITAL - EMORY MEDICAL		1			1
REGIONAL MEDICAL LABORATORY			1	100%	1
PATIENT FIRST - VOORHEES		1			1
UABC			1	100%	1
STONECREST MEDICAL CENTER		1			1
INTERNAL MEDICINE GROUP OF CENTRAL FLORIDA			1	100%	1
Ramsey Village		1			1
Kroger 698 - The Little Clinic 14th Street/Bell		1			1
Alaska Domiciliary Care for Homeless Veterans		1			1
Kroger 379 - The Little Clinic Stony Brook		1			1
PHOEBE HOME INC		1			1
TANNER CLINIC			1	100%	1
WEST CARVER MEDICAL ASSOCIATES		1			1
Walgreens #3661		1			1
CARENOW MURFREESBORO MEDICAL CENTER PK		1			1
Central Park Healthcare & Rehabilitation Center		1			1
STERLING HOUSE OF PORT ORANGE		1			1
MID FLORIDA COMMUNITY SERVICES			1	100%	1
WEST PENSACOLA DIALYSIS CENTER			1	100%	1
WALGREENS #15369		1			1
NORTHEAST REGIONAL MEDICAL CENTER			1	100%	1
CVS AZ69POCT PEORIA		1			1
DSI LABORATORIES-NAPLES-7TH			1	100%	1
SOUTHWEST REGIONAL PCR LABORATORY			1	100%	1
UT HEALTH RIO GRANDE VALLEY SPECIALTY PEDIATRICS			1	100%	1
SUMMIT LABORATORY			1	100%	1
SUNRISE CLINIC SANTA ROSA		1			1
Iosco County Medical Care Facility		1			1
Eger Health Care and Rehabilitation Center		1			1
COMMUNITY			1	100%	1

# COVID-19: testing by laboratory

Data through May 18, 2021 verified as of May 19, 2021 at 09:25 AM

Data in this report are provisional and subject to change.

The numbers in the table below represent the number of Florida and non-Florida residents for whom test results were received by the Department of Health. A person can be tested by more than one laboratory and can have both positive and negative results. **Therefore, the sum of the numbers in each column will be larger than the total number of people tested.**

Reporting lab	Inconclusive	Negative	Positive	Percent positive	Total
WAUCONDA CARE		1			1
FAMILY AND INTERNAL MEDICINE ASSOCIATES		1			1
PALM SPRINGS GENERAL HOSPITAL			1	100%	1
PUTNAM CO HOSPITAL-D/B/A ASBURY TOWERS		1			1
ENCOMPASS HEALTH REHAB HOSP NEW ENGLAND		1			1
PRIME HEALTHCARE SERVICES		1			1
ODESSA CLINIC			1	100%	1
BAM INC		1			1
El Paso Health Care Center			1	100%	1
CORONA CONCIERGE, LLC		1			1
Kingsway Arms Nursing Center		1			1
PUBLIX PHARMACY #1122		1			1
ELLIOT HOSPITAL			1	100%	1
LONG ISLAND MINIMALLY INVASIVE SURGERY		1			1
Perham Living			1	100%	1
Kroger 929 - The Little Clinic Corryville		1			1
OPTI MED PHARMACY		1			1
APOLLOMDX LLC			1	100%	1
ST LUKES HOSPITAL LAB			1	100%	1
SHANNON CLARK OD, PA			1	100%	1
LIFE CARE CENTER OF GWINNETT		1			1
PHYSICIANS PREMIER ER- CENTRAL AUSTIN			1	100%	1
HEARTLAND OF MARIETTA OH LLC DBA		1			1
CAREWELL 203			1	100%	1
GLEN EAGLE HELATHCARE & REHAB		1			1
WORKCARE, INC GLOBALFOUNDRIES			1	100%	1
NORDX			1	100%	1
PARK AVENUE MEDICAL PROFESSIONALS PC		1			1
PHYSICIANS PRIMARY CARE LEHIGH PEDS			1	100%	1
WEST FLORIDA HOSPITAL LABORATORY			1	100%	1
Oregon Veterans Home The Dalles		1			1
WRIGHT PATTERSON AFB MEDICAL CENTER			1	100%	1
CVS OH5458POCT GROVE CITY		1			1
FAWCETT MEMORIAL HOSPITAL NURSING			1	100%	1
OPTIMAL MEDICINE INC		1			1
Regency Square			1	100%	1
Bivins Pointe			1	100%	1
VISTA DEL SOL MED ASSOC		1			1
CARRINGTON, LLC D/B/A THE CARRINGTON		1			1
UNIVERSITY OF FLORIDA			1	100%	1
ULTIMATE ANALYSIS LABORATORY			1	100%	1
FAIRHAVEN		1			1
WELLSNOW URGENT CARE-OSWEGO			1	100%	1
ADVENTHEALTH DURAND			1	100%	1
White Oak Manor - Rock Hill		1			1
WALGREENS #12624		1			1
STEWART FLORIDA ALF, INC			1	100%	1

# COVID-19: testing by laboratory

Data through May 18, 2021 verified as of May 19, 2021 at 09:25 AM

Data in this report are provisional and subject to change.

The numbers in the table below represent the number of Florida and non-Florida residents for whom test results were received by the Department of Health. A person can be tested by more than one laboratory and can have both positive and negative results. **Therefore, the sum of the numbers in each column will be larger than the total number of people tested.**

Reporting lab	Inconclusive	Negative	Positive	Percent positive	Total
Advanced Health Care of St. George		1			1
MEDEX CLINIC LLC			1	100%	1
WMC HEALTH GROUP INC			1	100%	1
NEXT LEVEL URGENT CARE			1	100%	1
Kingston of Ashland		1			1
ST JOHN HOSPITAL & MEDICAL CENTER MICRO			1	100%	1
CUSTOM SCRIPTS PHARMACY		1			1
Heartland of Perrysburg		1			1
NHC Chattanooga			1	100%	1
ALTAMONTE MEDICAL ASSOCIATES PA			1	100%	1
MEDLAB2020, INC			1	100%	1
TITAN GENOMICS, LLC			1	100%	1
SGMC- SMITH NORTHVIEW CAMPUS			1	100%	1
ATRIA TAMARAC			1	100%	1
RIVERSIDE MEDICAL CENTER		1			1
ST MARY'S OF SAGINAW		1			1
FLAGLER PROFESSIONAL HEALTH CARE SERVICES INC		1			1
MEDEXPRESS URGENT CARE - PATRICK STREE			1	100%	1
POETS WALK SARASOTA			1	100%	1
CAREMOUNT MEDICAL PC-CARMEL		1			1
PERFECT HEALTH URGENT CARE AND MEDICAL		1			1
Samaritan Keep Home		1			1
FOCUSED CARE AT ALLENBROOK		1			1
MEDCARE-GARNERS FERRY			1	100%	1
NATIONAL INSTITUTES OF HEALTH CLINICAL CENTER			1	100%	1
FIRST CARE OF GAINESVILLE			1	100%	1
UNITED HEALTHCARE			1	100%	1
GENESIS CARE USA OF FLORIDA, LLC			1	100%	1
BRUSHY CREEK FAMILY HOSPITAL			1	100%	1
HALEYVILLE HEALTH CARE CENTER		1			1
HAVASU REGIONAL MEDICAL CENTER			1	100%	1
COMMUNITY MEDICAL CENTER-ORANGE CITY		1			1
CAROLINAS PHYSICIAN NETWORK			1	100%	1
RESTORE MEDICAL PARTNERS PLLC			1	100%	1
GOOD SAMARITAN HOSPITAL LAB			1	100%	1
PALACE CARE AND REHAB		1			1
LADY OF THE SEA HOSPITAL LAB			1	100%	1
ST. PETERSBURG PEDIATRICS-SEMINOLE			1	100%	1
WALGREENS # 11165		1			1
EXCEL URGENT CARE OF NJ			1	100%	1
NEXTCARE NIFONG			1	100%	1
VA Central Western Massachusetts HCS		1			1
TANGLEWOOD MANOR		1			1
NFRC CLINICAL LAB			1	100%	1
ANDERSON REGIONAL MEDICAL CENTER			1	100%	1
MACKINAC STRAITS LONG TERM CARE UNIT		1			1
KID CARE PEDIATRICS PA			1	100%	1



# COVID-19: testing by laboratory

Data through May 18, 2021 verified as of May 19, 2021 at 09:25 AM

Data in this report are provisional and subject to change.

The numbers in the table below represent the number of Florida and non-Florida residents for whom test results were received by the Department of Health. A person can be tested by more than one laboratory and can have both positive and negative results. **Therefore, the sum of the numbers in each column will be larger than the total number of people tested.**

Reporting lab	Inconclusive	Negative	Positive	Percent positive	Total
CFCH - FROSTPROOF			1	100%	1
UC SAN DIEGO CENTER FOR ADVANCED LABORATORY MEDICINE			1	100%	1
Medilodge of Mt. Pleasant		1			1
HEALTH PARTNERS LLC		1			1
WESTMORELAND REGIONAL HOSPITAL			1	100%	1
Sharon Care Center			1	100%	1
ARTIS SENIOR LIVING OF DAVIE, LLC		1			1
SENTARA AMBULATORY CARE CLINIC			1	100%	1
AFFILIATED LABORATORIES INC			1	100%	1
CENTRAL TX MEDICAL CENTER - LAB			1	100%	1
CHI ST VINCENT LITTLE ROCK DIAGNOSTIC CLINIC			1	100%	1
PREMIER FAMILY AND SPORTS MEDICINE LLC			1	100%	1
JACKSBORO URGENT CARE			1	100%	1
HERNANDO COUNTY HEALTH DEPT			1	100%	1
INTEGRITY SPINE AND ORTHOPEDICS LLC			1	100%	1
UW MEDICINE CHU LAB			1	100%	1
YOUR HEALTH PEDIATRICS			1	100%	1
Kroger - KRO62000426			1	100%	1
SACRED HEART HEALTH SYSTEM- MIDWIFE PROGRAM			1	100%	1
Shoreline Care Center			1	100%	1
DIVERSICARE OF BIG SPRINGS		1			1
CARESPOT - LEE VISTA			1	100%	1
MEDEXPRESS URGENT CARE - HAMILTON SQUA		1			1
Medford Multicare		1			1
MEMORIAL URGENT CARE CENTER -			1	100%	1
CHESAPEAKE REGIONAL MEDICAL CENTER			1	100%	1
Kroger 353 - The Little Clinic Harpers Point		1			1
Encompass Health Rehab Hosp Alexandria		1			1
APEX HOME HEALTHCARE			1	100%	1
Saint Joseph Living Center		1			1
Wildwood Healthcare		1			1
SOUTHWEST FLORIDA DIVISION LAB			1	100%	1
DISCOVERY AT HOME, LLC			1	100%	1
TERRELL URGENT CARE			1	100%	1
GRAND LIVING			1	100%	1
SHAH			1	100%	1
KIDSVILLE PEDIATRICS III PA			1	100%	1
WATERS EDGE ELEMENTARY SCHOOL			1	100%	1
Imperial Healthcare Centre			1	100%	1
PEDIATRIC ASSOCIATES - MIAMI LAKES		1			1
INHEALTH LIFE SCIENCES LLC			1	100%	1
PLEASANT RIDGE MANOR WEST		1			1
CAREAGE PLASTIC SURGERY			1	100%	1
Chatsworth Health Care		1			1
DIXIE REGIONAL MEDICAL CENTER			1	100%	1
Long Beach Care Center			1	100%	1
CVS AZ3264POCT PHOENIX			1	100%	1

# COVID-19: testing by laboratory

Data through May 18, 2021 verified as of May 19, 2021 at 09:25 AM

Data in this report are provisional and subject to change.

The numbers in the table below represent the number of Florida and non-Florida residents for whom test results were received by the Department of Health. A person can be tested by more than one laboratory and can have both positive and negative results. **Therefore, the sum of the numbers in each column will be larger than the total number of people tested.**

Reporting lab	Inconclusive	Negative	Positive	Percent positive	Total
APS-SUMMIT CARE PHARMACY, LLC DBA OMNICARE		1			1
EXCEPTIONAL EMERGENCY CENTER			1	100%	1
MARTIN MEMORIAL MEDICENTER			1	100%	1
UCH LAB			1	100%	1
HONEY BROOK MED INVESTORS LTD/DBA		1			1
Walgreens #11854			1	100%	1
BRIGHAM YOUNG UNIV STUDENT HEALTH CTR			1	100%	1
Waters of Covington		1			1
MEDICAL CENTER AFFILIATES PALM SPRINGS			1	100%	1
CONWAY - SHERWOOD URGENT CARE			1	100%	1
SHP WESTCHESTER LLC		1			1
VIRGINIA UROLOGY		1			1
ANMED HEALTH MEDICAL CENTER			1	100%	1
PHYSICIANS PREMIER ER- BASTROP			1	100%	1
Lakeview Care Center			1	100%	1
BIOMAT ORLANDO		1			1
CAPSTONE REHABILITATION AND HEALTHCARE		1			1
MOUNT SINAI COMPREHENSIVE CANCER CENTER			1	100%	1
Brynwood Health & Rehabilitation Center			1	100%	1
CYPRESS CREEK OUTPATIENT SURGICAL CTR, LLC			1	100%	1
DR BAWA AND ASSOCIATES			1	100%	1
WALGREENS #09456		1			1
FLAGLER CARE CENTER			1	100%	1
WINTER PARK MEMORIAL HOSPITAL LABORATORY		1			1
NORTHSIDE HOSPITAL GWINNETT		1			1
LEXINGTON HOSPITAL CORPORATION			1	100%	1
LOWER KEYS COMMUNITY HEALTH CENTER			1	100%	1
Bridgeway Care and Rehabilitation Center		1			1
Towne Manor East		1			1
UFHEALTH			1	100%	1
PRIMEX CLINICAL LABORATORIES INC			1	100%	1
PRINCIPLE DIAGNOSTICS LLC			1	100%	1
MEMORIAL MEDICAL CENTER			1	100%	1
JAMES A HENRY MD LLC			1	100%	1
CLEVELAND CLINIC OHIO LABORATORIES			1	100%	1
HARBOR OAKS GOLDEN YEARS			1	100%	1
FLORIDA HEALTH CARE MEDICAL GROUP		1			1
SOUTHWEST VIRGINIA COMMUNITY HEALTH SYSTEMS			1	100%	1
ORLANDO PHYSICIAN NETWORK		1			1
MEDPOST URGENT CARE - CIBOLO			1	100%	1
DEPARTMENT OF HEALTH SERVICES			1	100%	1
Towne Manor West		1			1
Kroger 447 - The Little Clinic Lebanon		1			1
SUMMIT HEALTHCARE REGIONAL MEDICAL		1			1
IZ MEDICAL		1			1
CARENOW URGENT CARE – SPRING			1	100%	1
Kroger 57 - The Little Clinic Jay C Charlestown		1			1

# COVID-19: testing by laboratory

Data through May 18, 2021 verified as of May 19, 2021 at 09:25 AM

Data in this report are provisional and subject to change.

The numbers in the table below represent the number of Florida and non-Florida residents for whom test results were received by the Department of Health. A person can be tested by more than one laboratory and can have both positive and negative results. **Therefore, the sum of the numbers in each column will be larger than the total number of people tested.**

Reporting lab	Inconclusive	Negative	Positive	Percent positive	Total
Kroger 825 - The Little Clinic Dorothy Lane		1			1
ADVANCED DIALYSIS CENTER OF FORT LAUDERDALE			1	100%	1
Creekside Center for Rehabilitation and Healing		1			1
JOHNSON & JOHNSON VISION CARE-VISTAKON			1	100%	1
ORAL & FACIAL SURGERY			1	100%	1
CARE CONNECTIONS AT HOME LLC			1	100%	1
BRIDGEPORT EXPRESS CARE			1	100%	1
WAYNE COUNTY PUBLIC HEALTH		1			1
SANITAS RESEARCH LLC			1	100%	1
Dupage Care Center			1	100%	1
GATEWAY LABORATORIES		1			1
UNIVERSAL DIAGNOSTICS LABORATORIES			1	100%	1
HOLLAND COMMUNITY HOSPITAL		1			1
Chicago Heights CBOC		1			1
Bethel Lutheran Nursing & Rehabilitation Center		1			1
KNAPP MEDICAL GROUP			1	100%	1
MONMOUTH MEDICALC ENTER		1			1
THE BRENNITY AT TRADITION			1	100%	1
DAVENPORT DIALYSIS CENTER		1			1
HORIZON MEDICAL CENTER			1	100%	1
LINCOLN COUNTY MEDICAL CENTER		1			1
BRIDGEWATER PARK ASSISTED LIVING LLC			1	100%	1
LOUNDY		1			1
ADVANCED BIOMEDICAL INC			1	100%	1
Belvoir Woods Health Care Center at The Fairfax		1			1
RIVERSIDE COUNTY PUBLIC HEALTH LABORATORY			1	100%	1
Arlington Health and Rehabilitation		1			1
Florence Nursing and Rehabilitation Center		1			1
UMASS MEMORIAL/MARLBORO HOSPITAL			1	100%	1
BRADEN CLINIC		1			1
PALMETTO ARTIFICIAL KIDNEY CENTER			1	100%	1
AMBER COURT OF ELIZABETH		1			1
SKIN AND CANCER ASSOCIATES LLP		1			1
BRIGHT HEALTH CLINIC CORP			1	100%	1
CAPE CANAVERAL HOSP			1	100%	1
VA Outpatient Dental Facility		1			1
NEW YORK PRESBYTERIAN HOSPITAL			1	100%	1
BAPTIST HEALTH ASI			1	100%	1
THE HEART HOSPITAL BAYLOR PLANO			1	100%	1
GARNET HEALTH URGENT CARE		1			1
BROOKDALE FORT MYERS LAKES PARK			1	100%	1
QUICKCARE HEALTH, INC			1	100%	1
VA OPTOMETRY CLINIC			1	100%	1
KIDZ FAMILY CARE			1	100%	1
HERITAGE SHADYSIDE		1			1
PHYSICIANS LAB INC			1	100%	1
MEDEXPRESS URGENT CARE - CABOT			1	100%	1

# COVID-19: testing by laboratory

Data through May 18, 2021 verified as of May 19, 2021 at 09:25 AM

Data in this report are provisional and subject to change.

The numbers in the table below represent the number of Florida and non-Florida residents for whom test results were received by the Department of Health. A person can be tested by more than one laboratory and can have both positive and negative results. **Therefore, the sum of the numbers in each column will be larger than the total number of people tested.**

Reporting lab	Inconclusive	Negative	Positive	Percent positive	Total
ARBOR TERRACE AT CITRUS PARK			1	100%	1
VALUE DRUG STORES INC		1			1
POMPANO BEACH ARTIFICIAL KIDNEY CENTER			1	100%	1
PEDIATRIC SPECIALTY CLINIC COLLIER			1	100%	1
COMMUNITY MEMORIAL HOSPITAL		1			1
BAPTIST HEALTH SURGERY CENTER			1	100%	1
WW Chem Auto SS			1	100%	1
CLINICAL TRIALS OF TAMPA LLC		1			1
PHOENIX MEDICAL CLINIC			1	100%	1
FLORIDA CLINICAL RESEARCH CENTER, LLC			1	100%	1
COLUMBUS REGIONAL HOSPITAL			1	100%	1
MEDICAL CENTER OF TRINITY - MOB		1			1
LAKE WALES DIALYSIS CENTER			1	100%	1
			1	100%	1
BOCA MEDICAL CARE			1	100%	1
HYDE PARK MEDICAL CENTER		1			1
CVS TX8990POCT HELOTES		1			1
ADVENTHEALTH MEDICAL GROUP OBSTETRICS AND			1	100%	1
HARDIN HEALTH INC		1			1
CANDLER HOSPITAL			1	100%	1
STATE OF ALASKA			1	100%	1
NAVAL BRANCH HEALTH CLINIC			1	100%	1
Redstone Highlands			1	100%	1
VERIFY LABS			1	100%	1
PHYSICIANS URGENT CARE PLLC		1			1
The Center at Centennial			1	100%	1
EMERGENCY CARE SERVICES LAB AT JFK MEDICAL CENTER			1	100%	1
Kroger 705 - The Little Clinic Richmond		1			1
WEST COAST CLINICAL LABS INC			1	100%	1
HOME AIDE SVC OF EASTERN NY INC D/B/A		1			1
STEELFUSION CLINICAL TOXICOLOGY LABS			1	100%	1
ACCESS HEALTH CARE PHYSICIANS, LLC		1			1
SUNRISE HOSPITAL & MEDICAL CENTER-POC TESTING LAB			1	100%	1
BRAZORIA COUNTY EMERGENCY SERVICES DISTRICT #3			1	100%	1
CURELOGICS WOUND CARE & HYPERBARIC CENTER		1			1
LANCASHIRE HALL NURSING AND REHABILITATION CENTER		1			1
ENCOMPASS HEALTH REHAB HOSP TOMS RIVER		1			1
MOUNT SINAI MEDICAL CENTER AVENTURA ER			1	100%	1
CVS IL7142POCT LOCKPORT		1			1
ST GERARD'S COMMUNITY OF CARE		1			1
Encompass Rehab Hospital of Dothan		1			1
WALGREENS #01398			1	100%	1
PACE UNIVERSITY HEALTH CARE		1			1
A.G. Rhodes		1			1
SIERRA HEALTH CARE CENTER		1			1
FLORIDA ADVANCED MEDICAL AND DERM AESTHETICS LLC			1	100%	1
Monument Health Strugis Care Center		1			1

# COVID-19: testing by laboratory

Data through May 18, 2021 verified as of May 19, 2021 at 09:25 AM

Data in this report are provisional and subject to change.

The numbers in the table below represent the number of Florida and non-Florida residents for whom test results were received by the Department of Health. A person can be tested by more than one laboratory and can have both positive and negative results. **Therefore, the sum of the numbers in each column will be larger than the total number of people tested.**

Reporting lab	Inconclusive	Negative	Positive	Percent positive	Total
UNITED MEMORIAL		1			1
Kroger 83 - The Little Clinic Rock Road		1			1
Robinson Terrace Rehabilitation and Nursing Center		1			1
BLACK SHEEP MEDICAL			1	100%	1
HHCS PHARMACY INC			1	100%	1
COSTAMED GRUPO MEDICO			1	100%	1
DERMDX, DIV OF AURORA DIAGNOSTICS/BERNHARDT LAB		1			1
CAN COMMUNITY HEALTH LLC		1			1
Villages of St.Peters		1			1
BRIDGES AT LIFE CARE CENTER OF OCALA, THE			1	100%	1
AUGUSTA HEALTH CLINICAL LABORATORY			1	100%	1
HOUSTON DEPARTMENT OF HEALTH AND HUMAN SERVICES			1	100%	1
BAYSTATE REFERENCE LABORATORY			1	100%	1
BETTER U BETTER LIFE WELLNESS LLC			1	100%	1
PALM COAST DRAW STATION/AMERICAN HEALTH ASSOCIATES		1			1
PATHLAB SERVICES			1	100%	1
VA North May Outpatient Clinic		1			1
PEDIATRIC PARTNERS OF ZEPHYRHILLS PA			1	100%	1
LABONE		1			1
WALGREENS #06025		1			1
HEALTHCARE FOR THE HOMELESS			1	100%	1
PUTNAM COUNTY PUBLIC HEALTH UNIT WIC		1			1
PULMONARY, CRITICAL CARE AND SLEEP DISORDERS INSTITUTE OF SOUTH FLORID			1	100%	1
INFECTION CONTROL DEPT			1	100%	1
ALLIED PEDIATRICS & FAMILY MEDICINE			1	100%	1
CSL PLASMA LAB			1	100%	1
CAH ACQUISITION COMPANY 11 LLC			1	100%	1
PRIMARY AND URGENT CARE			1	100%	1
WELLCARE URGENT CARE			1	100%	1
Oakland Nursing and Rehabilitation Center		1			1
LIMA MEMORIAL HOSPITAL			1	100%	1
CONCENTRA - OCALA		1			1
NEXTCARE NOGALES			1	100%	1
Memorial Health Care Center			1	100%	1
Kroger 397 - The Little Clinic Frankfort East		1			1
FAYETTE MEDICAL CENTER LAB		1			1
AUGUSTA HEALTH SD			1	100%	1
CVS MA6466POCT SWANSEA		1			1
REFERENCE LABORATORY			1	100%	1
Troy Center for Rehabilitation & Nursing		1			1
CLEMENT MANOR HEALTH CENTER		1			1
DOCS OUTSIDE THE BOX INC			1	100%	1
PRIMARY CARE & PEDIATRICS - SHEPHERSTOWN		1			1
THE EMORY CLINIC			1	100%	1
Valley Center (WV)			1	100%	1
MCH PHYSICIANS GROUP			1	100%	1
MCKENZIE COUNTY HEALTHCARE SYSTEMS LABORATORY			1	100%	1



# COVID-19: testing by laboratory

Data through May 18, 2021 verified as of May 19, 2021 at 09:25 AM

Data in this report are provisional and subject to change.

The numbers in the table below represent the number of Florida and non-Florida residents for whom test results were received by the Department of Health. A person can be tested by more than one laboratory and can have both positive and negative results. **Therefore, the sum of the numbers in each column will be larger than the total number of people tested.**

Reporting lab	Inconclusive	Negative	Positive	Percent positive	Total
COURTLAND TERRACE		1			1
GRAND VIEW HOSPITAL			1	100%	1
Walgreens #12153		1			1
TAYLOR COUNTY HEALTH DEPARTMENT			1	100%	1
CVS AZ9302POCT TUCSON		1			1
VELOCITY URGENT CARE - LITTLE CREEK			1	100%	1
Cibolo Creek Rehabilitation Health Living Center		1			1
SUSAN F WILLIAMS MD PA			1	100%	1
VA COMMUNITY BASED CLINIC - LAKE CITY			1	100%	1
RYE BEACH PHARMACY INC		1			1
AMALIA'S COMMUNITY CLINIC, CORP			1	100%	1
HABANA HEALTH CARE CENTER			1	100%	1
FLORIDA DEPARTMENT OF HEALTH PALM BEACH COUNTY			1	100%	1
WALKIN MEDICAL URGENT CARE,NEW CITY			1	100%	1
BRIDGEWATER AT WATERMAN VILLAGE			1	100%	1
HOSPICE OF MARION COUNTY INC			1	100%	1
WINTER HAVEN DIALYSIS		1			1
WAYCROSS INTRTNAL MEDICINE			1	100%	1
LAKELAND MEDICAL CENTER			1	100%	1
PEDIATRICS AND FAMILY CARE, LLC			1	100%	1
GREATER MIAMI DIALYSIS			1	100%	1
VELOCITY URGENT CARE - REDMILL			1	100%	1
SOUTHVIEW MEDICAL GROUP PC			1	100%	1
DR PHILLIPS CENTER FOR WELLNESS		1			1
CARESPOT - OVIEDO			1	100%	1
Alden Lincoln Park			1	100%	1
ALIMETRIX INC		1			1
TRAVERSE CITY OPCO, LLC		1			1
ARBOR DIAGNOSTICS, INC		1			1
Pelican Health Norfolk			1	100%	1
ASHLEY PEDIATRICS DAY AND NIGHT CLINIC			1	100%	1
Vibrallife of El Paso Rehabilitation Center			1	100%	1
HIDALGO FAMILY CLINIC			1	100%	1
PARTNERS IN PRIMARY CARE		1			1
HEALTH FIRST MEDICAL GROUP LLC			1	100%	1
Ranger Care Center			1	100%	1
T.J. HEALTH PAVILION			1	100%	1
VALENCIA BRANCH LABORATORY	1				1
SMITH KLINE			1	100%	1
Kroger 500 - The Little Clinic Speedway		1			1
Birchwood Care Center		1			1
ANY LAB TEST NOW JACKSONVILLE		1			1
DISCOVERY GENOMICS		1			1
NEW VISION MEDICAL LABORATORIES			1	100%	1
HARMONY HEALTHCARE ORLANDO INC		1			1
CONCIERGE IV NUTRITION			1	100%	1
ACCURATE HEALTH SERVICES CORP			1	100%	1

# COVID-19: testing by laboratory

Data through May 18, 2021 verified as of May 19, 2021 at 09:25 AM

Data in this report are provisional and subject to change.

The numbers in the table below represent the number of Florida and non-Florida residents for whom test results were received by the Department of Health. A person can be tested by more than one laboratory and can have both positive and negative results. **Therefore, the sum of the numbers in each column will be larger than the total number of people tested.**

Reporting lab	Inconclusive	Negative	Positive	Percent positive	Total
BROCK HUGHES MEDICAL CENTER			1	100%	1
CENTRAL FLORIDA HOSPITALIST			1	100%	1
ManorCare Health Services-Monroeville		1			1
UT MD ANDERSON CANCER CENTER-TUMOR MARKER LAB			1	100%	1
ADAPTIVE BIOTECHNOLOGIES			1	100%	1
HALIFAX HEALTH PRIMARY CARE			1	100%	1
MEDTOWN PHARMACY			1	100%	1
DAVITA DIALYSIS-NORTH			1	100%	1
Ideal Senior Living Center		1			1
MOUNT SINAI CORAL GABLES			1	100%	1
URGENT CARE CENTER OF PORT ORANGE LLC			1	100%	1
SUTTER GOULD MEDICAL FOUNDATION			1	100%	1
SOUTHEAST CLINICAL LABORATORIES		1			1
GATEWAY FAMILY HEALTH CLINIC			1	100%	1
GABRIELA GOLDSTEIN MD PA			1	100%	1
MGH DEPARTMENT OF PATHOLOGY			1	100%	1
FIRST MEDICAL RESPONSE OF TEXAS, INC			1	100%	1
ELLIS HOSPITAL URGENT CARE CENTER LAB		1			1
STUDENT HEALTH CENTER			1	100%	1
COVE AT THE MARBELLA,THE			1	100%	1
Kroger 894 - The Little Clinic NEC		1			1
CTMD MEDICAL CENTER, PA			1	100%	1
PATIENT FIRST - SICKLERVILLE		1			1
SACRED HEART MEDICAL CENTER			1	100%	1
SUNCOAST FAMILY MEDICAL ASSOCIATES			1	100%	1
AFC URGENT CARE BEVERLY			1	100%	1
ARCADIA OUTREACH LAB			1	100%	1
ELKTON TRANSITIONAL CARE CENTER		1			1
BANNER UNIVERSITY MEDICAL CENTER			1	100%	1
PEDIATRIC ASSOC OF JACKSONVILLE PA			1	100%	1
LUTHERAN HAVEN HOME HEALTHCARE		1			1
SOUTHWESTERN STATE HOSPITAL LABORATORY			1	100%	1
FLORIDA KEYS PED AND ADOLES CTR			1	100%	1
AIRPORT MEDICAL SOLUTIONS ORLANDO			1	100%	1
SARHA DOCTORS CENTER			1	100%	1
LEE HEALTH KIDS URGENT CARE		1			1
Walgreens #3049		1			1
Parkview Care Center			1	100%	1
ARLINGTON ADULT RESIDENTIAL FACILITY, INC			1	100%	1
MEMORIAL HERMANN SOUTHWEST HOSPITAL			1	100%	1
DR. K PEDIATRICS			1	100%	1
BRADENTON EAST INTEGRATIVE MEDICINE			1	100%	1
CVS KS8601POCT OVERLAND PARK			1	100%	1
MERCYONE DES MOINES MEDICAL CENTER			1	100%	1
CONCENTRA - TAMPA EAST		1			1
METRO HEALTH HOSPITAL LABORATORY		1			1
SOUTHERN HILLS MEDICAL CENTER			1	100%	1

# COVID-19: testing by laboratory

Data through May 18, 2021 verified as of May 19, 2021 at 09:25 AM

Data in this report are provisional and subject to change.

The numbers in the table below represent the number of Florida and non-Florida residents for whom test results were received by the Department of Health. A person can be tested by more than one laboratory and can have both positive and negative results. **Therefore, the sum of the numbers in each column will be larger than the total number of people tested.**

Reporting lab	Inconclusive	Negative	Positive	Percent positive	Total
WOODSTOCK HEALTH DEPARTMENT			1	100%	1
BAPTIST EMERGENCY HOSPITAL - KELLY			1	100%	1
STEPHENS COUNTY HOSPITAL			1	100%	1
UNIVERSITY OF WASHINGTON DEPT OF LAB MEDICINE			1	100%	1
CROZER-CHESTER MEDICAL CENTER			1	100%	1
NEW ERA HEALTH CENTER INC		1			1
WALGREENS #10308		1			1
ADVANCED INDIVIDUALIZED MEDICINE OF NAPLES			1	100%	1
WELL KEY URGENT CARE MARYVILLE		1			1
Peninsula Nursing and Rehabilitation Center		1			1
FLORIDA FAMILY LABORATORY		1			1
ST ROSE DOMINICAN HOSPITAL LAB-ROSE DE LIMA CAMPUS			1	100%	1
PHOENIX PROGRAMS OF FLORIDA INC		1			1
THOMAS HOSPITAL			1	100%	1
OXY-GENLAB			1	100%	1
NORTHERN KENTUCKY HEALTH DEPARTMENT			1	100%	1
WINTER GARDEN CHILDREN'S HEALTH CENTERS			1	100%	1
USF PHYSICIANS GROUP			1	100%	1
FOUR FREEDOMS DIALYSIS			1	100%	1
Cloverdale Rehabilitation and Nursing Center		1			1
ACCESS FAMILY CARE LLC			1	100%	1
MEMORIAL HOSPITAL MIRAMAR WAIVED TESTING			1	100%	1
RANDOLPH-MACON COLLEGE			1	100%	1
WEST PALM BEACH PHARMACEUTICALS LLC			1	100%	1
CITYDOC URGENT CARE			1	100%	1
THEDACARE FAMILY MEDICINE GATEWAY			1	100%	1
Abernethy Laurels		1			1
UNIVERSITY OF NORTH CAROLINA HOSPITALS			1	100%	1
MEMORIAL HERMANN MEDICAL GROUP-ATASCOCITA PEDS			1	100%	1
NORTH BROWARD MEDICAL CENTER			1	100%	1
BROOKS REHAB			1	100%	1
Triboro Center		1			1
BAYSHORE DIALYSIS			1	100%	1
Kroger 444 - The Little Clinic Dent		1			1
Brookdale Southside			1	100%	1
ASSOCIATESMD			1	100%	1
NORTH COUNTY MEDICAL LAB			1	100%	1
SAPLING GROVE URGENT CARE		1			1
Sage Bluff Health & Rehabilitation Center		1			1
GATEWAY HEALTHCARE, PC			1	100%	1
Elm Crest Senior Living Community		1			1
HAYS CLINICAL LAB			1	100%	1
Keller Landing Center		1			1
PALMETTO LANDING			1	100%	1
HUGH CHATHAM FAMILY MEDICINE INDEPENDENCE		1			1
CACERES SPECIALIZED GYNECOLOGY		1			1
KROGER 915 - THE LITTLE CLINIC ANDERSON			1	100%	1

# COVID-19: testing by laboratory

Data through May 18, 2021 verified as of May 19, 2021 at 09:25 AM

Data in this report are provisional and subject to change.

The numbers in the table below represent the number of Florida and non-Florida residents for whom test results were received by the Department of Health. A person can be tested by more than one laboratory and can have both positive and negative results. **Therefore, the sum of the numbers in each column will be larger than the total number of people tested.**

Reporting lab	Inconclusive	Negative	Positive	Percent positive	Total
Longwood Community Living Center		1			1
ESOTERIC LAB			1	100%	1
CENTRAL FLA PEDIATIC URGENT CARE LLC		1			1
Fargo VA Healthcare System		1			1
SANFORD I-94 CLINIC		1			1
SENCARE MANAGEMENT		1			1
NEXT LEVEL URGENT CARE (WOODLANDS)			1	100%	1
CARING PROFESSIONAL HEALTH CARE LLC		1			1
OCALA RKC EAST HEMO #1			1	100%	1
SHARP GROSSMONT HOSPITAL LABORATORY			1	100%	1
PCR DIAGNOSTICS			1	100%	1
BLUFFTON HEALTH CENTER			1	100%	1
APACHE HEALTH CENTER			1	100%	1
TIMPANOGOS REGIONAL HOSPITAL			1	100%	1
STORMONT VAIL HOSPITAL			1	100%	1
TITUSVILLE REHABILITATION AND NURSING CENTER		1			1
Kroger 767 - The Little Clinic Beaumont		1			1
MINUTE CLINIC DIAGNOSTIC PA			1	100%	1
SALUDA NURSING CENTER		1			1
HEALTH AND HOPE CLINIC INC			1	100%	1
Greenhaven Health and Rehabilitation		1			1
FAMILY FIRST WELLNESS		1			1
INTERFAITH MEDICAL CENTER		1			1
MICROBIOLOGY DEPARTMENT			1	100%	1
CARESTAT HOSPICE SERVICES			1	100%	1
TRUCARE LIVING CENTERS - SELMA			1	100%	1
LANTANA HC LAB			1	100%	1
RELIANCE HOME HEALTH CARE INC		1			1
SHRIVERS PHARMACY AND WELLNESS CENTER			1	100%	1
FAMILY PRACTICE ASSOCIATES		1			1
AUBURNDALE DOCTOR TODAY			1	100%	1
WEST VIRGINIA UNIVERSITY HOSPITALS, INC			1	100%	1
UNITED HOSPITAL CENTER LABORATORY			1	100%	1
PRISMA HEALTH TUOMEY LABORATORY			1	100%	1
LAKELAND REGIONAL HEALTH AUBURNDALE		1			1
ST JOHN'S MEDICAL CENTER, TETON VILLAGE			1	100%	1
BRONSON METHODIST HOSPITAL			1	100%	1
BMC MAYPORT			1	100%	1
STANDIFER PLACE		1			1
AMERICAN DRUG TESTING LAB LLC			1	100%	1
Brakeley Park Center		1			1
SOLARIS HEALTHCARE PLANT CITY		1			1
MEDICAL CITY NORTH HILLS			1	100%	1
ANDERSON MEDICAL		1			1
CHP COVID-19 (TX)			1	100%	1
Mayfair Village Nursing Care Center		1			1
TARRANT MEDICAL ASSOCIATES			1	100%	1

# COVID-19: testing by laboratory

Data through May 18, 2021 verified as of May 19, 2021 at 09:25 AM

Data in this report are provisional and subject to change.

The numbers in the table below represent the number of Florida and non-Florida residents for whom test results were received by the Department of Health. A person can be tested by more than one laboratory and can have both positive and negative results. **Therefore, the sum of the numbers in each column will be larger than the total number of people tested.**

Reporting lab	Inconclusive	Negative	Positive	Percent positive	Total
SUNCOAST BEHAVIORAL HEALTH CENTER			1	100%	1
CARENOW URGENT CARE - ANTIOCH		1			1
TFH HOME HEALTH INC			1	100%	1
SANFORD HOME		1			1
DEL PRADO MEDICAL CENTER, INC		1			1
ORCHARD PARK HEALTH CARE AND REHABILITATION CENTER		1			1
Ohman Family Living at Holly Assisted Living		1			1
SUREPOINT URGENT CARE PADRE ISLAND			1	100%	1
FAMILY MEDICAL CENTER		1			1
Scepter Rehab and Health care		1			1
NATIONS TOBIN RECREATION CENTER			1	100%	1
PEDIATRIC ASSOCIATES - DORAL			1	100%	1
FRONT PORCH PEDIATRICS PLLC			1	100%	1
WALGREENS_CHICAGO		1			1
St. Anne Home		1			1
MEDCOR AT ROYAL CARIBBEAN			1	100%	1
GRANITE FALLS LTC, LLC		1			1
LEHIGH PULMONARY ASSOCIATES			1	100%	1
PACIFICA CARE PLLC			1	100%	1
LabCorp L#09258295 M#09258285			1	100%	1
LIBERTY URGENT CARE			1	100%	1
KINGMAN REGIONAL MEDICAL CENTER			1	100%	1
UNITYPOINT HEALTH TRINITY			1	100%	1
Community Care Center of Heritage House, LLC			1	100%	1
FLORHAM PARK ENDOSCOPY CENTER		1			1
Vi at Aventura		1			1
Rehab Select of Talladega		1			1
EILEEN TURBESSI MD PA		1			1
WY RETIREMENT CENTER		1			1
Elderwood at Lockport		1			1
WELLINGTON PHYSICIANS URGENT CARE AT PALOMINO			1	100%	1
CONVENIENT URGENT CARE			1	100%	1
PREMIUM HOME HEALTH CARE INC			1	100%	1
GOLDING-GRANADO MEDICAL ASSOCIATES		1			1
HARBOR HOSPITAL			1	100%	1
MISSISSIPPI VALLEY REGIONAL BLOOD CENTER			1	100%	1
CONTINENTAL HOME HEALTH CARE INC			1	100%	1
ABRAZO WEST CAMPUS			1	100%	1
HEALTH FIRST HOME CARE		1			1
Kroger 465 - The Little Clinic Oakley		1			1
CLERMONT HEALTH DEPARTMENT			1	100%	1
ST. MARY MEDICAL CENTER		1			1
NEW ERA COMMUNITY HEALTH CENTER LLC		1			1
Michigan Masonic Home		1			1
CDR MAGUIRE - STUART MISSION			1	100%	1
CVS IN6536POCT KOKOMO		1			1
REEVES COUNTY HOSPITAL DISTRICT			1	100%	1



# COVID-19: testing by laboratory

Data through May 18, 2021 verified as of May 19, 2021 at 09:25 AM

Data in this report are provisional and subject to change.

The numbers in the table below represent the number of Florida and non-Florida residents for whom test results were received by the Department of Health. A person can be tested by more than one laboratory and can have both positive and negative results. **Therefore, the sum of the numbers in each column will be larger than the total number of people tested.**

Reporting lab	Inconclusive	Negative	Positive	Percent positive	Total
LRHS Pablo Urgent Care		1			1
ODESSA MEMORIAL HOSPITAL			1	100%	1
Terrace Glen Village		1			1
sunrise terrace nursing and rehab center		1			1
CHATEAU TERREBONNE HEALTH CARE		1			1
DIRECT PRIMARY CARE OF BURLESON			1	100%	1
TRADITIONAL MEDICINE CENTER			1	100%	1
SUMMIT COUNTY PUBLIC HEALTH DEPARTMENT			1	100%	1
Pontotoc Health and Rehab		1			1
CVS CA5958POCT EASTVALE		1			1
ORANGETOWN PEDIATRICS ASSOCIATES		1			1
HACKENSACK UNIVERSITY MEDICAL CENTER		1			1
WVU MEDICINE AT SUNCREST TOWNE CENTRE			1	100%	1
SCRIPPS MERCY HOSPITAL			1	100%	1
BHS PHYSICIAN NETWORK			1	100%	1
DE TAR HOSPITAL			1	100%	1
BRUNSWICK HEALTH AND REHABILITATION CE		1			1
AAA MEDICAL TESTING			1	100%	1
CONVENIENT MEDICAL AND HEALTH SERVICES			1	100%	1
AURORA CONSOLIDATED LABORATORY			1	100%	1
LAKEWOOD RANCH MEDICAL GROUP LLC			1	100%	1
LAKESIDE MEDICAL CENTER		1			1
ALLEGANY COUNTY DEPARTMENT OF HEALTH		1			1
Hillside Manor Rehabilitation and Extended Care Center		1			1
ABSOLUTE HEALTHCARE			1	100%	1
SYNERGY DIALYSIS INC			1	100%	1
MORNINGSIDE NURSING AND REHABILITATION		1			1
CHILDREN'S NATIONAL MEDICAL CENTER			1	100%	1
CYPRESS VILLAGE REHAB CENTER		1			1
Luling Living Center		1			1
CareATC - Columbia College #58		1			1
Indian Oaks Living Center		1			1
SYNERGENE LABORATORY			1	100%	1
DODGE COUNTY HOSPITAL LABORATORY		1			1
Kroger 838 - The Little Clinic Fairborn		1			1
CHI ST ALEXIUS TRANSITIONAL CARE UNIT		1			1
Kroger 347 - The Little Clinic Tates Creek		1			1
Springdale Village		1			1
SOUTHWOOD NURSING & RETIREMENT CENTER		1			1
HCR-ManorCare			1	100%	1
SPECIALTY DRUG TESTING			1	100%	1
PARK LANE NURSING HOME		1			1
CVS IL5822POCT MOKENA		1			1
COUNTY OF HAMILTON			1	100%	1
NORTHERN LIGHT CHARLES A DEAN HOSPITAL			1	100%	1
Crowne Health Care of Thomasville		1			1
PEACE HEALTH FAMILY MEDICINE AT 87TH AVE		1			1

# COVID-19: testing by laboratory

Data through May 18, 2021 verified as of May 19, 2021 at 09:25 AM

Data in this report are provisional and subject to change.

The numbers in the table below represent the number of Florida and non-Florida residents for whom test results were received by the Department of Health. A person can be tested by more than one laboratory and can have both positive and negative results. **Therefore, the sum of the numbers in each column will be larger than the total number of people tested.**

Reporting lab	Inconclusive	Negative	Positive	Percent positive	Total
GUILFORD IMMEDIATE CARE, SYAH, LLC		1			1
METHODIST OLIVE BRANCH HOSPITAL			1	100%	1
MEDICAL SPECIALISTS OF THE PALM BEACHES INC			1	100%	1
QUICK FAMILY URGENT CARE LLC			1	100%	1
LAKEVIEW REGIONAL HOSPITAL			1	100%	1
CAMBRIDGE HEALTH ALLIANCE			1	100%	1
INTEGRATED GENETICS SEQUENOM		1			1
ACUPATH LABORATORIES INC			1	100%	1
CVS IL6789POCT WOODRIDGE		1			1
Medicalodges Neosho			1	100%	1
SOUTHWOOD HEALTHCARE CENTER		1			1
Kroger 481 - The Little Clinic Houston Levee		1			1
FRESENIUS KIDNEY CARE OCALA			1	100%	1
Glen Oaks Health and REhabilitation		1			1
EDWARD HOSPITAL			1	100%	1
Lexington Medical Center Extended Care		1			1
Broomall Manor		1			1
HAWAII DEPT OF HEALTH			1	100%	1
CHILDREN'S CLINIC			1	100%	1
TMH CANCER CENTER LABORATORY			1	100%	1
PELICAN STATE OUTPATIENT CENTER			1	100%	1
Holly Hill Healthcare Center			1	100%	1
GARDENS AT MAPLEWOOD			1	100%	1
Mountain View Manor			1	100%	1
THE GROVE HEALTH AND REHAB			1	100%	1
BEAUMONT URGENT CARE		1			1
NORTHWESTERN MEDICINE DELNOR			1	100%	1
NYU LANGONE AMBULATORY CARE LAKE SUCCE		1			1
PM PEDIATRICS OF VIRGINIA			1	100%	1
WALGREENS #15291		1			1
FRESENIUS KIDNEY CARE OF CLERMONT WEST			1	100%	1
PIONEER CLINICAL RESEARCH LLC			1	100%	1
CROSS CREEK HEALTH CARE		1			1
PLANTATION DIALYSIS			1	100%	1
GENESIS MEDICAL CENTER OF CORAL SPRINGS INC			1	100%	1
LITTLE COMPANY OF MARY HOSPITAL			1	100%	1
FLAGLER COUNTY BOARD OF COUNTY COMMISSIONERS			1	100%	1
PALOMAR MEDICAL CENTER			1	100%	1
CLEVELAND CLINIC AKRON GENERAL			1	100%	1
Victoria Manor		1			1
SAN ANTONIO DERMATOLOGY AND MEDICAL SPA			1	100%	1
Kroger - KRO70600172		1			1
CHRISTIANA HOSPITAL		1			1
PATIENT FIRST - CHERRY HILL		1			1
MEMORIAL HEALTH UNIVERSITY MEDICAL		1			1
DAUGHTERS OF SARAH NURSING CENTER		1			1
Casa Real Center		1			1

# COVID-19: testing by laboratory

Data through May 18, 2021 verified as of May 19, 2021 at 09:25 AM

Data in this report are provisional and subject to change.

The numbers in the table below represent the number of Florida and non-Florida residents for whom test results were received by the Department of Health. A person can be tested by more than one laboratory and can have both positive and negative results. **Therefore, the sum of the numbers in each column will be larger than the total number of people tested.**

Reporting lab	Inconclusive	Negative	Positive	Percent positive	Total
BRIAN C GRINER MD LLC			1	100%	1
Kroger 682 - The Little Clinic Combs and Gantzel		1			1
Linley Park Rehabilitation & Healthcare Center		1			1
COLUMBIA CREST CARE & RAHAB		1			1
Erwin Health Care Center		1			1
PM PEDIATRICS OF BAYSIDE, PLLC		1			1
Chateau Living Center			1	100%	1
BARRINGTON TERRACE NAPLES			1	100%	1
HILLVIEW TERRACE			1	100%	1
NORTH FLORIDA REGIONAL MEDICAL CENTER EMERGENCY			1	100%	1
ALLIANCE MD DIRECT PRIMARY CARE			1	100%	1
PRIMARY CARE GROUP LLC		1			1
BOTTINEAU GOOD SAMARITAN CENTER		1			1
WALGREENS #04786		1			1
NHC Sequatchie		1			1
GIFFORD MEMORIAL HOSPITAL		1			1
PARRISH MEDICAL GROUP			1	100%	1
ST LUKE'S CORNWALL HOSPITAL N			1	100%	1
FRESENIUS KIDNEY CARE - BOCA RATON			1	100%	1
MOBILE INFIRMARY MEDICAL CENTER			1	100%	1
CAPITAL DIAGNOSTICS			1	100%	1
PINNACLE PAIN CENTER PS DBA LYNX HEALTHCARE		1			1
SUSAN F. WILLIAMS M.D., P.A.			1	100%	1
WATERVIEW HILLS REHABILITATION AND NUR		1			1
PRACTITIONERS IN MOTION			1	100%	1
VALLEY VISTA CARE CENTER		1			1
KENNEDY BOULEVARD DIALYSIS			1	100%	1
LEGACY SPECIALTY PHARMACY CORP			1	100%	1
GUIDEWELL SANITAS			1	100%	1
CHC SOUTHWEST FLORIDA LAB-LIVE			1	100%	1
CHI MEMORIAL HOSPITAL CHATTANOOGA			1	100%	1
TRAVIS LEE THOMPSON MD			1	100%	1
SAINT LEO UNIVERSITY INCORPORATED			1	100%	1
PATIENT FIRST - TAYLOR ROAD			1	100%	1
UUHC - REDSTONE HEALTH CENTER LABORATORY			1	100%	1
BOULDER COMMUNITY HOSPITAL			1	100%	1
Mission Arch Center		1			1
JMJ FAMILY PRACTICE			1	100%	1
CARENOW LAKE WORTH			1	100%	1
CENTRAL MAINE MEDICAL CENTER			1	100%	1
TENNOVA HEALTHCARE - CLEVELAND			1	100%	1
Signature Healthcare of Georgetown		1			1
Pathways Nursing and Rehabilitation Center		1			1
PARK AVENUE PEDIATRICS PC		1			1
LAKE URGENT CARE			1	100%	1
BL DIAGNOSTICS LLC			1	100%	1
STATE OF CALIFORNIA DOH SERVICES			1	100%	1

# COVID-19: testing by laboratory

Data through May 18, 2021 verified as of May 19, 2021 at 09:25 AM

Data in this report are provisional and subject to change.

The numbers in the table below represent the number of Florida and non-Florida residents for whom test results were received by the Department of Health. A person can be tested by more than one laboratory and can have both positive and negative results. **Therefore, the sum of the numbers in each column will be larger than the total number of people tested.**

Reporting lab	Inconclusive	Negative	Positive	Percent positive	Total
MEDCOR, INC			1	100%	1
Royal Palm Beach Health and Rehab Center			1	100%	1
ODYSSEY HEALTH CARE OF MARION COUNTY LLC		1			1
RESOURCE PATH LLC			1	100%	1
HAMILTON CI MAIN UNIT ANNEX/ WORK CAMP			1	100%	1
RCP OF MEMORIAL WEST			1	100%	1
HOWELL BRANCH COURT			1	100%	1
Kroger 909 - The Little Clinic Hamilton			1	100%	1
CARENOW URGENT CARE-MURFREESBORO			1	100%	1
ST CHARLES REDMOND LABORATORY		1			1
PATHOLOGYT & LAB MEDICINE SERVICES			1	100%	1
MONONGAHELA VALLEY HOSPITAL			1	100%	1
MASSACHUSETTS DEPARTMENT OF PUBLIC HEALTH			1	100%	1
PARK AVENUE DERMATOLOGY NORTH			1	100%	1
BAXTER REGIONAL MEDICAL CENTER			1	100%	1
WEST VIRGINIA UNIVERSITY HOSPITALS			1	100%	1
MANHATTAN EYE EAR AND THROAT HOSPITAL		1			1
DAYTON CHILDRENS HOSPITAL LAB			1	100%	1
WILLOW DALE WELLNESS VILLAGE APARTMENT		1			1
MEMORIAL HERMANN KATY HOSPITAL			1	100%	1
777 URGENT CARE			1	100%	1
CARESOUTH HHA HOLDINGS OF THE TREASURE COAST LLC			1	100%	1
Lodge Nursing & Rehab Center		1			1
BAYCARE OUTREACH LAB AT NEW TAMPA			1	100%	1
Monument Health Custer Care Center		1			1
The Pines at Poughkeepsie Center for Nursing and Rehabilitation		1			1
BENEWAH COMMUNITY HOSPITAL		1			1
NORTH MIAMI BEACH SURGICAL CENTER			1	100%	1
STONESPRINGS HOSPITAL CENTER			1	100%	1
UF HEALTH FAMILY MEDICINE-GOODBYS CREEK			1	100%	1
DIXIE COUNTY JAIL			1	100%	1
Kroger 670 - The Little Clinic Powell		1			1
COASTAL ER IX, PHYSICIANS PREMIER			1	100%	1
MODMD, A PROFESSIONAL CORPORATION		1			1
BOCA GENERAL AND FAMILY MEDICINE		1			1
GOOD SHEPHERD HEALTH SYSTEM			1	100%	1
SHARP CHULA VISTA MEDICAL CENTER			1	100%	1
NORTHCREST PHYSICIAN SERVICES INC		1			1
PCG MOLECULAR			1	100%	1
LSU MEDICAL CENTER			1	100%	1
Spring Gate Rehab and Healthcare Center		1			1
JOHN D. ARCHBOLD MEMORIAL HOSPITAL			1	100%	1
Oklahoma Methodist Manor			1	100%	1
WATERMAN VILLAGE HOME CARE			1	100%	1
MINUTECLINIC DIAGNOSTIC OF VIRGINIA, LLC #10088		1			1
NAVARRO MEDICAL CENTERS LLC			1	100%	1
FRIO REGIONAL PRIMARY CARE AND URGENT CARE CLINIC			1	100%	1

# COVID-19: testing by laboratory

Data through May 18, 2021 verified as of May 19, 2021 at 09:25 AM

Data in this report are provisional and subject to change.

The numbers in the table below represent the number of Florida and non-Florida residents for whom test results were received by the Department of Health. A person can be tested by more than one laboratory and can have both positive and negative results. **Therefore, the sum of the numbers in each column will be larger than the total number of people tested.**

Reporting lab	Inconclusive	Negative	Positive	Percent positive	Total
THE LITTLE CLINIC, LLC			1	100%	1
CAMAI COMMUNITY HEALTH CENTER, INC			1	100%	1
Kroger 629 - The Little Clinic Cartersville, GA Hwy 41		1			1
MAIN LAB			1	100%	1
C V S / PHARMACY #833		1			1
UNLIMITED MEDICAL SERVICES OF FL PL DBA		1			1
Manor Care Health Services			1	100%	1
PIEDMONT QUICKCARE		1			1
ORMC-ARDEN/EOI			1	100%	1
Fairhope		1			1
PASTEUR MEDICAL CENTER LLC		1			1
ST VINCENTS OUTPATIENT IMAGING		1			1
Piedmont Crossing		1			1
THE READING HOSPITAL AND MEDICAL CENTER			1	100%	1
FLORIDA HOSPITAL LAB			1	100%	1
SANTA BARABARA ALF LLC (THE WINDSOR)			1	100%	1
UNC HOSPITALS			1	100%	1
Chestnut Ridge Nursing & Rehab		1			1
ASUNCION HOME HEALTH CARE CORP			1	100%	1
DOCTORS AFTER HOURS URGENT CARE CENTER			1	100%	1
NEMOUR'S CHILDREN'S CLINIC			1	100%	1
PEDIATRIC ASSOCIATES OF ORLANDO			1	100%	1
PHYSICIANS IMMEDIATE CARE			1	100%	1
PATIENT FIRST - FAIRFAX			1	100%	1
LINK PHARMACY LLC		1			1
OCALA REGIONAL DIALYSIS- NORTH			1	100%	1
Canandaigua VAMC		1			1
ENCOMPASS HEALTH REHABILITATION HOSPITAL OF UTAH		1			1
NORTH SHORE HEMATOLOGY-ONCOLOGY ASSOCIATES PC		1			1
ADVENTHEALTH MEDICAL GROUP SENIOR HEALTH AT			1	100%	1
CAREWELL URGENT CARE FITCHBURG			1	100%	1
ORMOND MEDICAL ARTS FAMILY PRACTICE PL			1	100%	1
QUALITY CLINICAL LAB LLC			1	100%	1
MEDSTAR FAMILY CARE		1			1
ALWAYS BEST CARE HOME HEALTH AGENCY			1	100%	1
Kroger 390 - The Little Clinic North College Hill		1			1
ORCHID TERRACE		1			1
DU QUOIN NURSING & REHABILITATION CENTER LLC		1			1
NORTH PALM CHIDRENS PHYSICIANS			1	100%	1
PHI LIFE SCIENCES			1	100%	1
Encompass Health Rehab Hosp Salisbury		1			1
ASSURANCE HEALTHCARE AND COUNSELING CENTER		1			1
CARLTON SHORES HEALTH AND REHABILITATION CENTER			1	100%	1
WELLSTAR STUDENT SERVICES-MARIETTA CLI		1			1
INTERNAL MEDICINE ASSOC OF SOUTH FL PA			1	100%	1
LEGACY AT HIGHWOODS PRESERVE		1			1
SPEARE MEMORIAL HOSPITAL			1	100%	1



# COVID-19: testing by laboratory

Data through May 18, 2021 verified as of May 19, 2021 at 09:25 AM

Data in this report are provisional and subject to change.

The numbers in the table below represent the number of Florida and non-Florida residents for whom test results were received by the Department of Health. A person can be tested by more than one laboratory and can have both positive and negative results. **Therefore, the sum of the numbers in each column will be larger than the total number of people tested.**

Reporting lab	Inconclusive	Negative	Positive	Percent positive	Total
DYNACARE NORTHWEST INC			1	100%	1
CENTRAL FLORIDA ADULT MEDICINE		1			1
NEVADA RURAL HOUSING AUTHORITY			1	100%	1
Meadow Lakes		1			1
KINGWOOD EMERGENCY HOSPITAL			1	100%	1
CRUSADER COMMUNITY HEALTH			1	100%	1
FLORIDA ORTHOPAEDIC INSTITUTE SURGERY		1			1
DOMINION DIAGNOSTICS			1	100%	1
HIBISCUS COURT			1	100%	1
JASON RHEE, MD		1			1
WYOMING OPCO, LLC DBA MEDILODGE OF WYO		1			1
REVIVE			1	100%	1
Princeton Place			1	100%	1
ALAFAYA WOODS FAMILY MEDICAL CENTER		1			1
UNIVERISTY HOSPITAL			1	100%	1
DIAGNOSTIC GROUP INTEGRATED HEALTHCARE			1	100%	1
GALESBURG COTTAGE HOSPITAL LABORATORY			1	100%	1
HILLSBORO MEDICAL CENTER MAIN LABORATO		1			1
Southwest Louisiana Veterans Home			1	100%	1
325		1			1
ER NEAR ME HULEN		1			1
BROOKDALE AVONDALE (BU 04360)			1	100%	1
CAREATC - WISCONSIN PIPE-FITTERS			1	100%	1
METROPOLITAN METHODIST HOSPITAL			1	100%	1
LEHIGH REGIONAL WOUND CENTER			1	100%	1
FLORIDA HOME HEALTH			1	100%	1
SURGERY CENTER, THE			1	100%	1
JACKSON MADISON CO. GEN. HOSPITAL			1	100%	1
TWIN			1	100%	1
COMMUNITY MEDICAL CARE			1	100%	1
SCRIPTS PLUS INC DBA THE MEDICINE SHOP		1			1
Arch Plaza Nursing and Rehabilitation Center			1	100%	1
VA Boston HCS-Brockton Division		1			1
CASS LAKE PHS INDIAN HOSPITAL		1			1
LAKE MARY DIALYSIS			1	100%	1
SAINT AGNES MEDICAL CENTER			1	100%	1
KAISER PERMANENTE FACTORIA LAB			1	100%	1
CVS NV9586POCT RENO		1			1
Good Samaritan Society - Mountian Lake		1			1
HUNEYCUTT FAMILY PRACTICE			1	100%	1
NULL			1	100%	1
RIDGE OPTUM FLORIDA			1	100%	1
ANDERSON FAMILY MEDICINE			1	100%	1
BAY AREA HOSPITAL LAB & HST		1			1
ST LUKES SURGICAL AT THE VILLAGES INC			1	100%	1
CAPITAL HEALTH PLAN - GOVERNORS SQUARE			1	100%	1
Brownwood Nusing & Rehabilitation		1			1

# COVID-19: testing by laboratory

Data through May 18, 2021 verified as of May 19, 2021 at 09:25 AM

Data in this report are provisional and subject to change.

The numbers in the table below represent the number of Florida and non-Florida residents for whom test results were received by the Department of Health. A person can be tested by more than one laboratory and can have both positive and negative results. **Therefore, the sum of the numbers in each column will be larger than the total number of people tested.**

Reporting lab	Inconclusive	Negative	Positive	Percent positive	Total
MANORCARE HEALTH SERVICES BOCA RATON			1	100%	1
METROPOLITAN			1	100%	1
VISTA LAKE ASSISTED LIVING			1	100%	1
WALGREENS #10854		1			1
MEDICAL CITY DENTON			1	100%	1
Metairie Healthcare Center			1	100%	1
BEAUMONT HOSPITAL			1	100%	1
Allen Health and Rehabilitation		1			1
GREYSTONE HOME HEALTH OF GREATER ORLANDO LLC		1			1
JAX FAMILY CARE		1			1
LUMICO LIFE INSURANCE COMPANY		1			1
MEDSTOP PHARMACY			1	100%	1
BASCOM PALMER-MICRO LAB			1	100%	1
ARNOLD PALMER HOSPITAL LAB POCT		1			1
Total	108,530	20,590,811	2,978,046	13%	23,677,387