

# COVID-19: summary of cases and monitoring

Data through May 15, 2021 verified as of May 16, 2021 at 09:25 AM

Data in this report are provisional and subject to change.

## Cases: people with positive PCR or antigen test result

<b>Total cases</b>	<b>2,292,004</b>
Florida residents	2,249,210
Non-Florida residents	42,794
<b>Type of testing</b>	
Florida residents	2,249,210
Positive by BPHL/CDC	82,301
Positive by commercial/hospital lab	2,166,909
PCR positive	1,791,648
Antigen positive	457,562
Non-Florida residents	42,794
Positive by BPHL/CDC	1,023
Positive by commercial/hospital lab	41,771
PCR positive	29,129
Antigen positive	13,665
<b>Characteristics</b>	
Florida residents hospitalized	93,110
Florida resident deaths	36,075
Non-Florida resident deaths	723

Hospitalized counts include anyone who was hospitalized at some point during their illness. It does not reflect the number of people currently hospitalized.

More information on deaths identified through death certificate data is available on the National Center for Health Statistics website at [www.cdc.gov/nchs/nvss/vsrr/COVID19/index.htm](http://www.cdc.gov/nchs/nvss/vsrr/COVID19/index.htm).

## Cases: people with positive PCR or antigen test result

<b>Risk factors for Florida residents</b>	
Traveled	18,075
Contact with a known case	901,958
Traveled and contact with a known case	24,462
Neither	1,304,715
No travel and no contact	273,486
Travel is unknown	730,592
Contact is unknown	500,188
Contact is pending	461,352

Travel can be unknown and contact can be unknown or pending for the same case, these numbers will sum to more than the "neither" total.

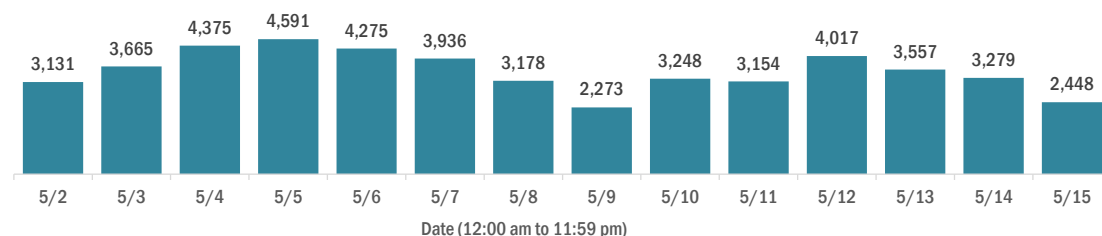
# COVID-19: summary of laboratory testing

Data through May 15, 2021 verified as of May 16, 2021 at 09:25 AM

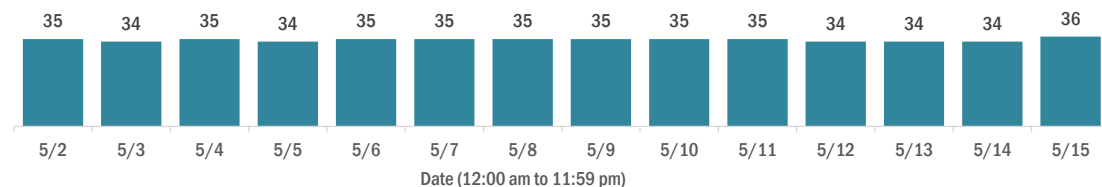
Data in this report are provisional and subject to change.

## Cases in Florida residents per day for the past 2 weeks

### Number of cases per day



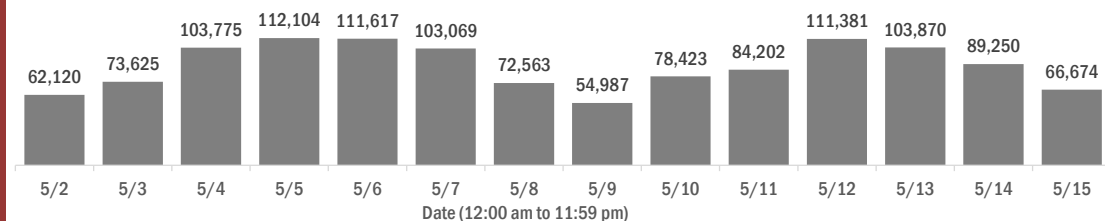
### Median age of cases by day



## Laboratory testing for Florida residents over the past 2 weeks

### Number of Florida residents tested per day

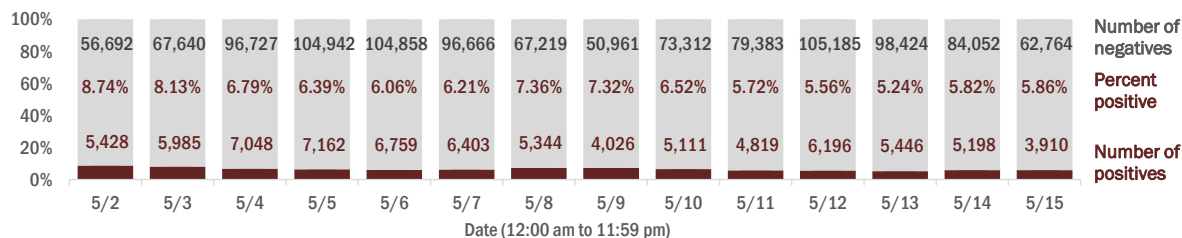
These counts include the number of people for whom the Department received PCR or antigen laboratory results by day. People tested on multiple days will be included for each day a new result was received. A person is only counted once for each day they are tested, regardless of whether multiple specimens are tested or multiple results are received.



### Number and percent of Florida residents with positive test results

The percent of positive results ranged from 5.24% to 8.74% over the past 2 weeks and was 5.86% yesterday.

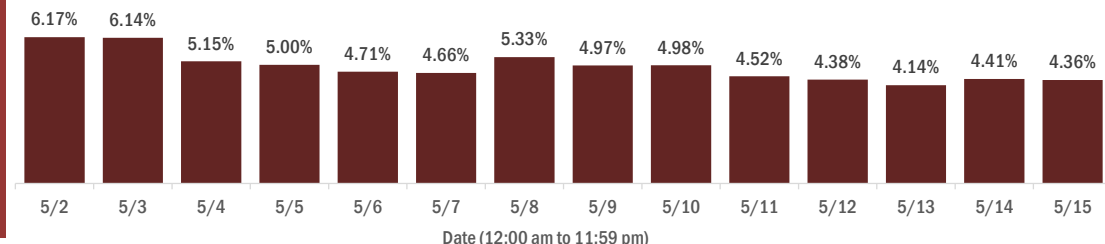
These counts include the number of people for whom the Department received PCR or antigen laboratory results by day. People tested on multiple days will be included for each day a new result was received. A person is only counted once for each day they are tested, regardless of whether multiple specimens are tested or multiple results are received. If a person has a positive specimen and a negative specimen in the same day, only the positive result is counted.



### Percent positivity for new cases in Florida residents

The percent of positive results ranged from 4.14% to 6.17% over the past 2 weeks and was 4.36% yesterday.

This percent is the number of people who test PCR- or antigen-positive for the first time divided by all the people tested that day, excluding people who have previously tested positive.



# COVID-19: characteristics of 2,249,210 Florida resident cases

Data through May 15, 2021 verified as of May 16, 2021 at 09:25 AM

Data in this report are provisional and subject to change.

Age group	Cases		Hospitalizations		Deaths	
0-4 years	48,359	2%	641	1%	1	0%
5-14 years	151,331	7%	639	1%	5	0%
15-24 years	352,056	16%	2,373	3%	52	0%
25-34 years	395,523	18%	4,679	5%	214	1%
35-44 years	351,631	16%	6,947	7%	579	2%
45-54 years	341,032	15%	10,748	12%	1,457	4%
55-64 years	291,125	13%	16,106	17%	4,034	11%
65-74 years	175,618	8%	19,249	21%	7,718	21%
75-84 years	96,172	4%	19,067	20%	10,896	30%
85+ years	44,673	2%	12,651	14%	11,119	31%
Unknown	1,690	0%	10	0%	0	0%
<b>Total</b>	<b>2,249,210</b>		<b>93,110</b>		<b>36,075</b>	

Gender	Cases	
Female	1,176,267	52%
Male	1,052,519	47%
Unknown	20,424	1%
<b>Total</b>	<b>2,249,210</b>	

Ethnicity	Cases		Hospitalizations		Deaths	
Hispanic	733,611	33%	23,670	25%	8,478	24%
Non-Hispanic	1,106,999	49%	65,261	70%	25,364	70%
Unknown	408,600	18%	4,179	4%	2,233	6%
<b>Total</b>	<b>2,249,210</b>		<b>93,110</b>		<b>36,075</b>	

Race and ethnicity	Cases		Hospitalizations		Deaths	
White	1,285,753	57%	61,151	66%	26,408	73%
Hispanic	488,202	22%	16,921	18%	6,778	19%
Non-Hispanic	706,651	31%	42,479	46%	18,499	51%
Unknown	90,900	4%	1,751	2%	1,131	3%
Black	299,219	13%	19,372	21%	5,815	16%
Hispanic	17,942	1%	839	1%	240	1%
Non-Hispanic	258,936	12%	18,155	19%	5,400	15%
Unknown	22,341	1%	378	0%	175	0%
Other race	352,871	16%	10,230	11%	2,863	8%
Hispanic	177,347	8%	5,402	6%	1,279	4%
Non-Hispanic	121,873	5%	4,358	5%	1,357	4%
Unknown	53,651	2%	470	1%	227	1%
Unknown race	311,367	14%	2,357	3%	989	3%
Hispanic	50,120	2%	508	1%	181	1%
Non-Hispanic	19,539	1%	269	0%	108	0%
Unknown	241,708	11%	1,580	2%	700	2%
<b>Total</b>	<b>2,249,210</b>		<b>93,110</b>		<b>36,075</b>	

**Hospitalization** counts include anyone who was hospitalized at some point during their illness. It does not reflect the number of people currently hospitalized. **Other race** includes any person with a race of American Indian/Alaskan native, Asian, native Hawaiian/Pacific Islander, or other.

# COVID-19: deaths in Florida residents and staff of long-term care facilities

Data through May 15, 2021 verified as of May 16, 2021 at 09:25 AM

Data in this report are provisional and subject to change.

For current cases in residents or staff of long-term care facilities, please visit: <https://floridahealthcovid19.gov/>

County	Deaths		County	Deaths		County	Deaths	
Palm Beach	1079	9%	Okaloosa	167	1%	Madison	20	0%
Dade	1021	9%	Hernando	162	1%	Calhoun	18	0%
Pinellas	907	8%	Osceola	143	1%	Flagler	17	0%
Broward	710	6%	Charlotte	138	1%	Gulf	17	0%
Hillsborough	592	5%	Indian River	125	1%	Wakulla	16	0%
Duval	454	4%	Clay	122	1%	Bradford	14	0%
Polk	437	4%	Leon	101	1%	Washington	13	0%
Brevard	413	4%	Highlands	98	1%	Baker	12	0%
Orange	408	4%	Bay	94	1%	Holmes	12	0%
Sarasota	402	4%	Jackson	88	1%	Jefferson	12	0%
Lee	349	3%	St. Johns	88	1%	Gadsden	10	0%
Marion	334	3%	Alachua	82	1%	Lafayette	10	0%
Volusia	301	3%	Santa Rosa	82	1%	Franklin	9	0%
Escambia	288	3%	Suwannee	60	1%	Levy	7	0%
St. Lucie	248	2%	Columbia	52	0%	Desoto	6	0%
Seminole	237	2%	Putnam	45	0%	Dixie	5	0%
Pasco	228	2%	Sumter	44	0%	Monroe	5	0%
Lake	227	2%	Nassau	34	0%	Taylor	3	0%
Collier	196	2%	Walton	30	0%	Hardee	2	0%
Manatee	194	2%	Hendry	29	0%	Hamilton	1	0%
Citrus	177	2%	Okeechobee	24	0%	Liberty	1	0%
Martin	173	2%	Gilchrist	21	0%	Total	11,414	

**Note:** cases are summarized by the county of usual residence. Residents and staff may be cases associated with facilities that are not in their county of usual residence, resulting in cases being included below for counties that do not have facilities with known cases.

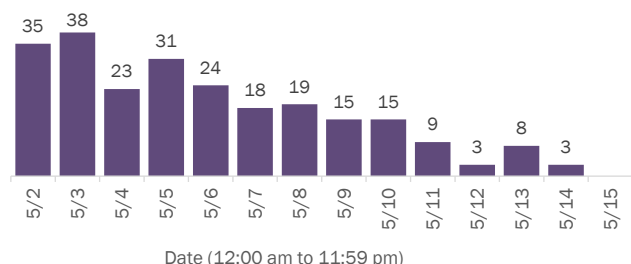
# COVID-19: cases in Florida residents who have died

Data through May 15, 2021 verified as of May 16, 2021 at 09:25 AM

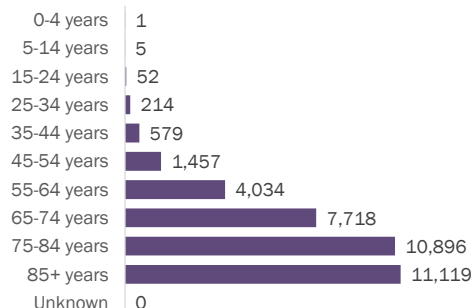
Data in this report are provisional and subject to change.

Demographics for all identified COVID-19 deaths: 36,075

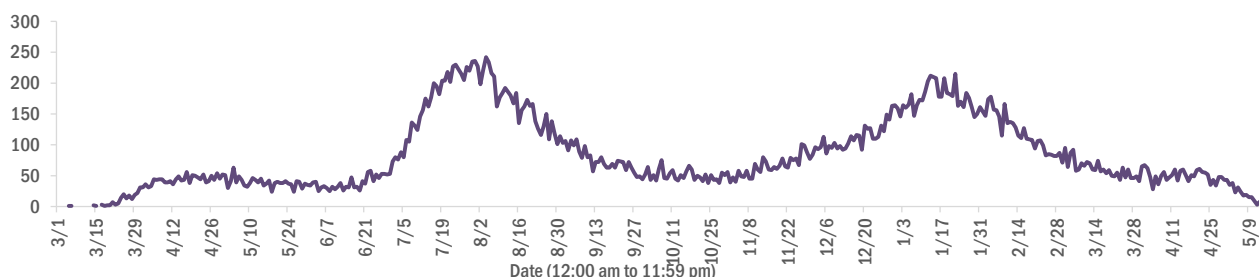
Deaths by date of death for the past 2 weeks



Deaths by age group



Deaths by date of death since March 2020



Age group	Deaths	Cases	Case fatality rate	Mortality rate per 100,000 population
0-4 years	1	48,359	0.0%	0.1
5-14 years	5	151,331	0.0%	0.2
15-24 years	52	352,056	0.0%	2.1
25-34 years	214	395,523	0.1%	7.6
35-44 years	579	351,631	0.2%	22.2
45-54 years	1,457	341,032	0.4%	52.3
55-64 years	4,034	291,125	1.4%	139.5
65-74 years	7,718	175,618	4.4%	318.0
75-84 years	10,896	96,172	11.3%	775.9
85+ years	11,119	44,673	24.9%	1925.3
Unknown	0	1,690	0.0%	
<b>Total</b>	<b>36,075</b>	<b>2,249,210</b>	<b>1.6%</b>	<b>167.0</b>

Race	Deaths	Cases	Case fatality rate	Mortality rate per 100,000 population
White	26,408	1,285,753	2.1%	158.2
Black	5,815	299,219	1.9%	159.0
Other	2,863	352,871	0.8%	230.1
Unknown	989	311,367	0.3%	
<b>Total</b>	<b>36,075</b>	<b>2,249,210</b>	<b>1.6%</b>	<b>167.0</b>

Gender	Deaths	Cases	Case fatality rate	Mortality rate per 100,000 population
Female	15,843	1,176,267	1.3%	143.5
Male	20,232	1,052,519	1.9%	191.6
Unknown	0	20,424	0.0%	
<b>Total</b>	<b>36,075</b>	<b>2,249,210</b>	<b>1.6%</b>	<b>167.0</b>

Ethnicity	Deaths	Cases	Case fatality rate	Mortality rate per 100,000 population
Hispanic	8,478	733,611	1.2%	149.3
Non-Hispanic	25,364	1,106,999	2.3%	159.3
Unknown	2,233	408,600	0.5%	
<b>Total</b>	<b>36,075</b>	<b>2,249,210</b>	<b>1.6%</b>	<b>167.0</b>

# COVID-19: characteristics of 2,249,210 cases

Data through May 15, 2021 verified as of May 16, 2021 at 09:25 AM

Data in this report are provisional and subject to change.

Tables below include cases in Florida residents and non-Florida residents.

All 67 Florida counties have cases:

County	FL resident cases		Non-FL resident cases	Total cases	FL resident deaths	FL death rate
Dade	488,294	<div><div></div></div> 22%	6,609	494,903	6,304	1.3%
Broward	239,081	<div><div></div></div> 11%	2,933	242,014	3,011	1.3%
Palm Beach	144,059	<div><div></div></div> 6%	2,656	146,715	2,816	2.0%
Orange	138,293	<div><div></div></div> 6%	2,242	140,535	1,283	0.9%
Hillsborough	138,930	<div><div></div></div> 6%	1,186	140,116	1,765	1.3%
Duval	97,738	<div><div></div></div> 4%	1,617	99,355	1,447	1.5%
Pinellas	78,553	<div><div></div></div> 3%	1,976	80,529	1,642	2.1%
Lee	69,845	<div><div></div></div> 3%	2,317	72,162	986	1.4%
Polk	69,386	<div><div></div></div> 3%	492	69,878	1,344	1.9%
Osceola	44,603	<div><div></div></div> 2%	806	45,409	517	1.2%
Volusia	43,238	<div><div></div></div> 2%	768	44,006	814	1.9%
Brevard	41,503	<div><div></div></div> 2%	734	42,237	880	2.1%
Pasco	41,754	<div><div></div></div> 2%	355	42,109	768	1.8%
Manatee	38,426	<div><div></div></div> 2%	886	39,312	681	1.8%
Collier	35,060	<div><div></div></div> 2%	1,385	36,445	538	1.5%
Escambia	32,682	<div><div></div></div> 1%	3,689	36,371	697	2.1%
Seminole	34,393	<div><div></div></div> 2%	262	34,655	503	1.5%
Sarasota	31,652	<div><div></div></div> 1%	1,584	33,236	829	2.6%
Leon	31,422	<div><div></div></div> 1%	935	32,357	322	1.0%
Marion	31,352	<div><div></div></div> 1%	168	31,520	968	3.1%
Lake	29,761	<div><div></div></div> 1%	537	30,298	641	2.2%
St. Lucie	26,701	<div><div></div></div> 1%	199	26,900	641	2.4%
Alachua	24,798	<div><div></div></div> 1%	308	25,106	279	1.1%
St. Johns	22,600	<div><div></div></div> 1%	312	22,912	214	0.9%
Okaloosa	20,468	<div><div></div></div> 1%	234	20,702	363	1.8%
Bay	19,564	<div><div></div></div> 1%	822	20,386	392	2.0%
Clay	18,887	<div><div></div></div> 1%	53	18,940	343	1.8%
Santa Rosa	18,094	<div><div></div></div> 1%	259	18,353	291	1.6%
Hernando	14,167	<div><div></div></div> 1%	109	14,276	471	3.3%
Charlotte	12,915	<div><div></div></div> 1%	216	13,131	425	3.3%
Indian River	12,556	<div><div></div></div> 1%	110	12,666	304	2.4%
Martin	12,241	<div><div></div></div> 1%	241	12,482	324	2.6%
Citrus	11,140	<div><div></div></div> 0%	99	11,239	452	4.1%
Sumter	9,277	<div><div></div></div> 0%	109	9,386	278	3.0%
Highlands	8,568	<div><div></div></div> 0%	97	8,665	361	4.2%

County	FL resident cases		Non-FL resident cases	Total cases	FL resident deaths	FL death rate
Nassau	8,025	<div><div></div></div> 0%	447	8,472	126	1.6%
Columbia	8,135	<div><div></div></div> 0%	44	8,179	169	2.1%
Walton	6,967	<div><div></div></div> 0%	882	7,849	87	1.2%
Flagler	7,291	<div><div></div></div> 0%	101	7,392	110	1.5%
Monroe	6,634	<div><div></div></div> 0%	404	7,038	49	0.7%
Putnam	6,577	<div><div></div></div> 0%	24	6,601	153	2.3%
Jackson	6,172	<div><div></div></div> 0%	74	6,246	157	2.5%
Gadsden	5,718	<div><div></div></div> 0%	17	5,735	99	1.7%
Suwannee	5,330	<div><div></div></div> 0%	29	5,359	138	2.6%
Hendry	4,771	<div><div></div></div> 0%	17	4,788	84	1.8%
Desoto	4,346	<div><div></div></div> 0%	27	4,373	94	2.2%
Okeechobee	4,014	<div><div></div></div> 0%	54	4,068	89	2.2%
Baker	3,499	<div><div></div></div> 0%	19	3,518	60	1.7%
Levy	3,481	<div><div></div></div> 0%	9	3,490	54	1.6%
Wakulla	3,470	<div><div></div></div> 0%	14	3,484	56	1.6%
Hardee	3,194	<div><div></div></div> 0%	15	3,209	44	1.4%
Unknown	74	<div><div></div></div> 0%	3,092	3,166	0	0.0%
Bradford	3,015	<div><div></div></div> 0%	13	3,028	56	1.9%
Taylor	2,740	<div><div></div></div> 0%	5	2,745	47	1.7%
Washington	2,719	<div><div></div></div> 0%	21	2,740	52	1.9%
Holmes	2,235	<div><div></div></div> 0%	33	2,268	49	2.2%
Madison	2,049	<div><div></div></div> 0%	28	2,077	45	2.2%
Gulf	1,949	<div><div></div></div> 0%	23	1,972	44	2.3%
Union	1,835	<div><div></div></div> 0%	1	1,836	74	4.0%
Calhoun	1,696	<div><div></div></div> 0%	3	1,699	45	2.7%
Hamilton	1,611	<div><div></div></div> 0%	20	1,631	25	1.6%
Gilchrist	1,616	<div><div></div></div> 0%	5	1,621	44	2.7%
Lafayette	1,621	<div><div></div></div> 0%	0	1,621	26	1.6%
Dixie	1,613	<div><div></div></div> 0%	3	1,616	24	1.5%
Jefferson	1,472	<div><div></div></div> 0%	26	1,498	28	1.9%
Franklin	1,302	<div><div></div></div> 0%	34	1,336	18	1.4%
Liberty	1,077	<div><div></div></div> 0%	1	1,078	16	1.5%
Glades	961	<div><div></div></div> 0%	4	965	19	2.0%
Total	2,249,210		42,794	2,292,004	36,075	1.6%

# COVID-19: characteristics of 2,249,210 Florida resident cases

Data through May 15, 2021 verified as of May 16, 2021 at 09:25 AM

Data in this report are provisional and subject to change.

The table below includes the cities and counties of residence for cases in Florida residents based on the patient's ZIP Code. Note that city is not always received as part of the initial notification and may be missing while the case is being investigated.

City and county	Cases
Miami, Dade	283,318
Orlando, Orange	102,819
Jacksonville, Duval	91,896
Tampa, Hillsborough	80,650
Hialeah, Dade	68,293
Fort Lauderdale, Broward	50,584
Hollywood, Broward	45,280
West Palm Beach, Palm Beach	35,251
Kissimmee, Osceola	34,271
Tallahassee, Leon	30,358
Homestead, Dade	30,029
Naples, Collier	29,605
Saint Petersburg, Pinellas	28,567
Pensacola, Escambia	27,268
Fort Myers, Lee	26,755
Bradenton, Manatee	25,004
Boca Raton, Palm Beach	24,510
Lakeland, Polk	23,978
Ocala, Marion	23,030
Pompano Beach, Broward	22,471
Gainesville, Alachua	19,681
Sarasota, Sarasota	19,497
Cape Coral, Lee	18,190
Port Saint Lucie, St. Lucie	17,837
Lake Worth, Palm Beach	17,347
Miami Beach, Dade	16,188
Miramar, Broward	15,571
Clearwater, Pinellas	15,489
Coral Springs, Broward	14,292
Boynton Beach, Palm Beach	14,008
Doral, Dade	13,870
Miami Gardens, Dade	13,208
Panama City, Bay	12,407
Saint Augustine, St. Johns	12,082
Melbourne, Brevard	11,787
Winter Haven, Polk	11,623
Lehigh Acres, Lee	11,578
Riverview, Hillsborough	10,785
Delray Beach, Palm Beach	10,717
Davie, Broward	10,692
Palm Bay, Brevard	9,849
Vero Beach, Indian River	9,688
New Port Richey, Pasco	9,631
Sunrise, Broward	9,384
Saint Cloud, Osceola	8,961
Milton, Santa Rosa	8,752
Fort Pierce, St. Lucie	8,687
Largo, Pinellas	8,572
Spring Hill, Hernando	8,535
Daytona Beach, Volusia	8,523
Coral Gables, Dade	8,514
Apopka, Orange	8,497
Plantation, Broward	8,416
North Miami Beach, Dade	8,303
Davenport, Polk	8,227
Clermont, Lake	8,124
Brandon, Hillsborough	8,095
Deltona, Volusia	7,760

# COVID-19: characteristics of 2,249,210 Florida resident cases

Data through May 15, 2021 verified as of May 16, 2021 at 09:25 AM

Data in this report are provisional and subject to change.

The table below includes the cities and counties of residence for cases in Florida residents based on the patient's ZIP Code. Note that city is not always received as part of the initial notification and may be missing while the case is being investigated.

City and county	Cases
Sanford, Seminole	7,746
Orange Park, Clay	7,665
Plant City, Hillsborough	7,567
Jupiter, Palm Beach	7,474
Weston, Broward	7,415
Lake City, Columbia	7,379
Deerfield Beach, Broward	6,978
Winter Garden, Orange	6,704
Tamarac, Broward	6,439
Port Charlotte, Charlotte	6,335
Wesley Chapel, Pasco	6,172
Palm Coast, Flagler	6,138
Coconut Creek, Broward	6,074
Margate, Broward	5,942
Stuart, Martin	5,831
Land O Lakes, Pasco	5,828
Deland, Volusia	5,790
Palm Beach Gardens, Palm Beach	5,745
Fort Walton Beach, Okaloosa	5,656
Wellington, Palm Beach	5,583
Palm Harbor, Pinellas	5,548
Oviedo, Seminole	5,543
Palmetto, Manatee	5,531
Winter Park, Orange	5,521
Crestview, Okaloosa	5,438
Altamonte Springs, Seminole	5,209
Lutz, Hillsborough	5,208
Port Orange, Volusia	5,004
Valrico, Hillsborough	4,964
Opa Locka, Dade	4,931
Haines City, Polk	4,887
North Port, Sarasota	4,860
Brooksville, Hernando	4,827
Miami Lakes, Dade	4,775
Venice, Sarasota	4,762
Pembroke Pines, Broward	4,752
Middleburg, Clay	4,745
Hallandale, Broward	4,709
Punta Gorda, Charlotte	4,631
Sebring, Highlands	4,608
Leesburg, Lake	4,528
Ocoee, Orange	4,472
Zephyrhills, Pasco	4,353
Saint Johns, St. Johns	4,289
Seminole, Pinellas	4,281
Ormond Beach, Volusia	4,279
The Villages, Sumter	4,267
Arcadia, Desoto	4,231
Bonita Springs, Lee	4,211
Live Oak, Suwannee	4,123
Pinellas Park, Pinellas	4,103
North Lauderdale, Broward	4,001
Okeechobee, Okeechobee	4,000
Longwood, Seminole	3,984
Ruskin, Hillsborough	3,957
North Miami, Dade	3,947
Immokalee, Collier	3,892
Cocoa, Brevard	3,875
Windermere, Orange	3,875



# COVID-19: characteristics of 2,249,210 Florida resident cases

Data through May 15, 2021 verified as of May 16, 2021 at 09:25 AM

Data in this report are provisional and subject to change.

The table below includes the cities and counties of residence for cases in Florida residents based on the patient's ZIP Code. Note that city is not always received as part of the initial notification and may be missing while the case is being investigated.

City and county	Cases
Navarre, Santa Rosa	3,780
Casselberry, Seminole	3,651
Port Richey, Pasco	3,504
Hudson, Pasco	3,460
Titusville, Brevard	3,433
Niceville, Okaloosa	3,392
Gulf Breeze, Santa Rosa	3,380
Lake Worth Beach, Palm Beach	3,355
North Fort Myers, Lee	3,291
Key West, Monroe	3,283
Dade City, Pasco	3,280
Cantonment, Escambia	3,264
Panama City Beach, Bay	3,252
Winter Springs, Seminole	3,237
Oakland Park, Broward	3,186
Jacksonville Beach, Duval	3,183
Bartow, Polk	3,177
Lake Mary, Seminole	3,167
Aventura, Dade	3,150
Kissimmee, Polk	3,131
Crawfordville, Wakulla	3,116
New Smyrna Beach, Volusia	3,065
Auburndale, Polk	3,059
Quincy, Gadsden	3,040
Palatka, Putnam	3,034
Lake Wales, Polk	3,009
Merritt Island, Brevard	2,937
Green Cove Springs, Clay	2,893
Tarpon Springs, Pinellas	2,880
Fernandina Beach, Nassau	2,841
Ponte Vedra Beach, St. Johns	2,813
Parkland, Broward	2,791
Cutler Ridge, Dade	2,758
Inverness, Citrus	2,670
Loxahatchee, Palm Beach	2,662
Eustis, Lake	2,653
Wimauma, Hillsborough	2,632
Cooper City, Broward	2,585
Holiday, Pasco	2,584
Perry, Taylor	2,570
Estero, Lee	2,565
Belle Glade, Palm Beach	2,558
Lynn Haven, Bay	2,547
Royal Palm Beach, Palm Beach	2,535
Dunedin, Pinellas	2,520
Clewiston, Hendry	2,467
Marianna, Jackson	2,464
Fleming Island, Clay	2,457
Santa Rosa Beach, Walton	2,439
Key Biscayne, Dade	2,428
Sarasota, Manatee	2,424
Parrish, Manatee	2,388
Rockledge, Brevard	2,368
Odessa, Hillsborough	2,313
Riviera Beach, Palm Beach	2,309
Seffner, Hillsborough	2,277
Avon Park, Highlands	2,203
Defuniak Springs, Walton	2,202
Mulberry, Polk	2,195

# COVID-19: characteristics of 2,249,210 Florida resident cases

Data through May 15, 2021 verified as of May 16, 2021 at 09:25 AM

Data in this report are provisional and subject to change.

The table below includes the cities and counties of residence for cases in Florida residents based on the patient's ZIP Code. Note that city is not always received as part of the initial notification and may be missing while the case is being investigated.

City and county	Cases
Palm City, Martin	2,193
Mount Dora, Lake	2,179
Labelle, Hendry	2,142
Destin, Okaloosa	2,115
Chipley, Washington	2,110
Groveland, Lake	2,095
Tavares, Lake	2,068
Starke, Bradford	2,043
Lithia, Hillsborough	2,023
Orange City, Volusia	2,014
Pinecrest, Dade	1,977
Maitland, Orange	1,945
Summerfield, Marion	1,944
Yulee, Nassau	1,913
Wauchula, Hardee	1,894
Palmetto Bay, Dade	1,835
Sebastian, Indian River	1,798
Dania, Broward	1,763
Homosassa, Citrus	1,760
Callahan, Nassau	1,749
Lady Lake, Lake	1,738
Macclenny, Baker	1,715
Ponte Vedra, St. Johns	1,708
Gibsononton, Hillsborough	1,664
Edgewater, Volusia	1,663
Crystal River, Citrus	1,659
Carol City, Dade	1,655
Oldsmar, Pinellas	1,627
Dover, Hillsborough	1,614
Lake Placid, Highlands	1,612
Missing, Dade	1,608
Bonifay, Holmes	1,599
Apollo Beach, Hillsborough	1,595
Mayo, Lafayette	1,588
Coconut Grove, Dade	1,581
Hobe Sound, Martin	1,571
Debary, Volusia	1,558
Florida City, Dade	1,557
Palm Springs, Palm Beach	1,520
Pace, Santa Rosa	1,500
Crossings, Dade	1,492
Sun City Center, Hillsborough	1,483
Dunnellon, Marion	1,467
Atlantic Beach, Duval	1,453
Lake Butler, Union	1,424
Lantana, Palm Beach	1,396
Bellevue, Marion	1,390
North Palm Beach, Palm Beach	1,357
Alachua, Alachua	1,356
Madison, Madison	1,352
Monticello, Jefferson	1,348
Biscayne Park, Dade	1,347
Safety Harbor, Pinellas	1,286
Williston, Levy	1,284
Ellenton, Manatee	1,283
Indiantown, Martin	1,281
South Miami, Dade	1,272
Graceville, Jackson	1,249
Jensen Beach, Martin	1,237

# COVID-19: characteristics of 2,249,210 Florida resident cases

Data through May 15, 2021 verified as of May 16, 2021 at 09:25 AM

Data in this report are provisional and subject to change.

The table below includes the cities and counties of residence for cases in Florida residents based on the patient's ZIP Code. Note that city is not always received as part of the initial notification and may be missing while the case is being investigated.

City and county	Cases
Lauderhill, Broward	1,232
Satellite Beach, Brevard	1,222
Lecanto, Citrus	1,213
Newberry, Alachua	1,211
Century, Escambia	1,185
Beverly Hills, Citrus	1,170
Englewood, Charlotte	1,158
Havana, Gadsden	1,144
Hilliard, Nassau	1,132
El Portal, Dade	1,118
Freeport, Walton	1,110
Trenton, Gilchrist	1,109
Wildwood, Sumter	1,100
Wilton Manors, Broward	1,100
Nokomis, Sarasota	1,097
Keystone Heights, Clay	1,068
Key Largo, Monroe	1,060
Blountstown, Calhoun	1,056
Bushnell, Sumter	1,047
Jasper, Hamilton	1,045
Frostproof, Polk	1,044
Lauderdale Lakes, Broward	1,028
Medley, Dade	1,023
Hernando, Citrus	1,011
Wewahitchka, Gulf	1,007
Polk City, Polk	1,006
Mary Esther, Okaloosa	985
Dunnellon, Citrus	975
Sanderson, Baker	962
Fellsmere, Indian River	954
Minneola, Lake	951
Spring Hill, Pasco	942
Shalimar, Okaloosa	933
Fisher Island, Dade	924
Marco Island, Collier	913
Everglades National Park, Dade	910
Port Saint Joe, Gulf	908
Moore Haven, Glades	895
Trinity, Pasco	889
Sorrento, Lake	887
Chiefland, Levy	887
Cocoa Beach, Brevard	884
Thonotosassa, Hillsborough	882
High Springs, Alachua	872
Pahokee, Palm Beach	869
Fort Meade, Polk	865
Fruitland Park, Lake	859
Coleman, Sumter	854
South Bay, Palm Beach	843
Englewood, Sarasota	842
Bristol, Liberty	833
Cross City, Dixie	828
Indialantic, Brevard	827
Glen Saint Mary, Baker	817
Southwest Ranches, Broward	812
Marathon, Monroe	797
Crescent City, Putnam	796
Umatilla, Lake	785
West Melbourne, Brevard	770

# COVID-19: characteristics of 2,249,210 Florida resident cases

Data through May 15, 2021 verified as of May 16, 2021 at 09:25 AM

Data in this report are provisional and subject to change.

The table below includes the cities and counties of residence for cases in Florida residents based on the patient's ZIP Code. Note that city is not always received as part of the initial notification and may be missing while the case is being investigated.

City and county	Cases
Interlachen, Putnam	762
Miramar Beach, Walton	760
Lake Alfred, Polk	754
Fort Myers Beach, Lee	751
Chattahoochee, Gadsden	736
Weeki Wachee, Hernando	727
Old Town, Dixie	726
Bowling Green, Hardee	721
Jacksonville, St. Johns	704
Olympia Heights, Dade	704
Uleta, Dade	701
Silver Springs, Marion	693
South Daytona, Volusia	692
Lawtey, Bradford	684
Fort White, Columbia	684
Neptune Beach, Duval	681
Coral, Dade	679
Surfside, Dade	657
Belle Isle, Orange	656
Palm Beach, Palm Beach	652
Gulfport, Pinellas	633
Bronson, Levy	631
Mascotte, Lake	629
Baker, Okaloosa	621
Bunnell, Flagler	618
Clearwater Beach, Pinellas	612
Rotunda West, Charlotte	587
Sneads, Jackson	573
Mims, Brevard	571
Myakka City, Manatee	568
Hawthorne, Alachua	560
Jay, Santa Rosa	556
Dundee, Polk	549
Oxford, Sumter	548
Alva, Lee	543
Cape Canaveral, Brevard	537
Carrabelle, Franklin	536
Oakland, Orange	531
Tavernier, Monroe	527
Ocklawaha, Marion	523
Missing, Volusia	520
Zolfo Springs, Hardee	520
Melbourne Beach, Brevard	517
Citra, Marion	517
Indian Harbour Beach, Brevard	516
Florida State University, Leon	512
Bal Harbour, Dade	509
Sweetwater, Dade	509
Cottondale, Jackson	509
Flagler Beach, Flagler	504
Molino, Escambia	494
Celebration, Osceola	493
Midway, Gadsden	491
Youngstown, Bay	487
Webster, Sumter	484
East Palatka, Putnam	476
Bell, Gilchrist	464
Altha, Calhoun	453
De Leon Springs, Volusia	448

# COVID-19: characteristics of 2,249,210 Florida resident cases

Data through May 15, 2021 verified as of May 16, 2021 at 09:25 AM

Data in this report are provisional and subject to change.

The table below includes the cities and counties of residence for cases in Florida residents based on the patient's ZIP Code. Note that city is not always received as part of the initial notification and may be missing while the case is being investigated.

City and county	Cases
Branford, Suwannee	443
Eagle Lake, Polk	443
Apalachicola, Franklin	437
West Miami, Dade	433
Missing, Orange	432
Archer, Alachua	428
Haverhill, Palm Beach	425
Osprey, Sarasota	420
Floral City, Citrus	415
Ave Maria, Collier	413
Chuluota, Seminole	411
Tequesta, Palm Beach	402
Lake Park, Palm Beach	401
Holly Hill, Volusia	398
Centerville, Leon	397
Hastings, St. Johns	396
Pierson, Volusia	385
Grand Island, Lake	384
Grand Ridge, Jackson	380
Raiford, Union	376
Montverde, Lake	371
Gotha, Orange	350
Indian Rocks Beach, Pinellas	349
Malabar, Brevard	348
Hallandale Beach, Broward	347
Alafaya, Orange	345
Bryceville, Nassau	344
Greenville, Madison	340
Satsuma, Putnam	336
Vernon, Washington	335
Fort McCoy, Marion	332
Kenneth City, Pinellas	331
Elkton, St. Johns	330
Lake Panasoffkee, Sumter	329
Malone, Jackson	322
Sebastian, Brevard	320
Melrose, Putnam	320
Jennings, Hamilton	319
Reddick, Marion	318
Belleair, Pinellas	311
Laurel Hill, Okaloosa	310
Eastpoint, Franklin	310
Anthony, Marion	309
San Antonio, Pasco	309
Geneva, Seminole	307
Morrison, Levy	306
Valparaiso, Okaloosa	302
Greenacres, Palm Beach	302
Westville, Holmes	301
Winter Park, Seminole	301
Lehigh, Lee	297
O Brien, Suwannee	294
Greenwood, Jackson	286
Fern Park, Seminole	283
Kindred, Osceola	281
Ponce De Leon, Holmes	278
South Pasadena, Pinellas	269
Eglin Air Force Base, Okaloosa	267
Inlet Beach, Walton	262

# COVID-19: characteristics of 2,249,210 Florida resident cases

Data through May 15, 2021 verified as of May 16, 2021 at 09:25 AM

Data in this report are provisional and subject to change.

The table below includes the cities and counties of residence for cases in Florida residents based on the patient's ZIP Code. Note that city is not always received as part of the initial notification and may be missing while the case is being investigated.

City and county	Cases
Poinciana, Polk	260
University Of Central Fl, Orange	260
Weirsdale, Marion	260
Sanibel, Lee	259
Islamorada, Monroe	259
Edgewood, Orange	252
Cutler Bay, Dade	247
Fountain, Bay	246
White Springs, Hamilton	245
Lee, Madison	245
Longboat Key, Manatee	244
Southport, Bay	241
Saint James City, Lee	238
Gretna, Gadsden	237
Madeira Beach, Pinellas	229
Hosford, Liberty	229
Astatula, Lake	228
Howey-In-The-Hills, Lake	227
Wellborn, Suwannee	226
Lakewood Ranch, Manatee	225
Holt, Okaloosa	223
Juno Beach, Palm Beach	221
Atlantis, Palm Beach	219
Lake Helen, Volusia	219
Lauderdale By The Sea, Broward	219
Babson Park, Polk	218
Holmes Beach, Manatee	215
Mcdavid, Escambia	214
Osteen, Volusia	211
Micanopy, Alachua	209
Bay Harbor Islands, Dade	208
Altoona, Lake	206
Center Hill, Sumter	200
Sopchoppy, Wakulla	199
Zellwood, Orange	199
Azalea Park, Orange	198
Alford, Jackson	194
Mcalpin, Suwannee	192
Bokeelia, Lee	191
The Villages, Lake	188
Viera, Brevard	185
The Villages, Marion	183
Golden Beach, Dade	183
Hypoluxo, Palm Beach	182
Missing, Lee	181
Odessa, Pasco	181
Mangonia Park, Palm Beach	178
Pomona Park, Putnam	177
Summerland Key, Monroe	175
Oak Hill, Volusia	173
Rocky Point, Hillsborough	172
Paisley, Lake	171
Ponce Inlet, Volusia	169
University Of Fl, Alachua	168
University Of Miami, Dade	167
Grant-Valkaria, Brevard	166
Caryville, Washington	163
Lutz, Pasco	163
Bay Lake, Orange	161

# COVID-19: characteristics of 2,249,210 Florida resident cases

Data through May 15, 2021 verified as of May 16, 2021 at 09:25 AM

Data in this report are provisional and subject to change.

The table below includes the cities and counties of residence for cases in Florida residents based on the patient's ZIP Code. Note that city is not always received as part of the initial notification and may be missing while the case is being investigated.

City and county	Cases
Sumterville, Sumter	161
Hollister, Putnam	158
Lockhart, Orange	157
Citrus Springs, Citrus	155
Christmas, Orange	153
Big Pine Key, Monroe	152
Hiawassee, Orange	151
Carrollwood, Hillsborough	149
Lady Lake, Sumter	148
San Mateo, Putnam	148
Inglis, Levy	148
West Park, Broward	141
Missing, Pinellas	141
Missing, St. Johns	139
Clair-Mel City, Hillsborough	139
University Of Central Florida, Orange	139
Buena Ventura Lakes, Osceola	136
Lake Hamilton, Polk	136
Baldwin, Duval	135
Cloud Lake, Palm Beach	134
Harmony, Osceola	133
Clarksville, Calhoun	132
Apopka, Seminole	131
Hampton, Bradford	131
Kendall, Dade	131
Missing, Sumter	131
Placida, Charlotte	128
Steinhatchee, Taylor	127
Matlacha, Lee	124
Belleair Beach, Pinellas	124
City Of Sunrise, Broward	124
Seville, Volusia	123
Temple Terrace, Hillsborough	121
Dania Beach, Broward	120
Tierra Verde, Pinellas	120
Lighthouse Point, Broward	120
Sunny Isles Beach, Dade	117
Barry University, Dade	117
Astor, Lake	116
Saint Leo, Pasco	116
Callaway, Bay	116
Dinsmore, Duval	115
Hurlburt Field, Okaloosa	113
Panacea, Wakulla	113
Cedar Key, Levy	113
Bradenton Beach, Manatee	110
Florahome, Putnam	108
Canal Point, Palm Beach	108
Brooker, Bradford	107
Princeton, Dade	106
Lamont, Jefferson	105
Waldo, Alachua	104
Barefoot Bay, Brevard	102
Fruit Cove, St. Johns	101
Tyndall Air Force Base, Bay	100
Kathleen, Polk	99
Florida Gulf Coast Univ, Lee	99
Missing, Lake	99
South Fort Myers, Lee	98

# COVID-19: characteristics of 2,249,210 Florida resident cases

Data through May 15, 2021 verified as of May 16, 2021 at 09:25 AM

Data in this report are provisional and subject to change.

The table below includes the cities and counties of residence for cases in Florida residents based on the patient's ZIP Code. Note that city is not always received as part of the initial notification and may be missing while the case is being investigated.

City and county	Cases
University Of South Florida, Hillsborough	97
Bascom, Jackson	96
Ocean Ridge, Palm Beach	95
Lorida, Highlands	94
Crystal Beach, Pinellas	94
Pinetta, Madison	93
Maitland, Seminole	92
Fort Denaud, Hendry	90
F M, Lee	89
Missing, St. Lucie	88
Saint Pete Beach, Pinellas	88
Yalaha, Lake	87
Missing, Marion	85
Boca Grande, Lee	83
Welaka, Putnam	82
Patrick Air Force Base, Brevard	81
Eatonville, Orange	81
Wekiwa Springs, Seminole	80
North Venice, Sarasota	76
Palma Ceia, Hillsborough	76
Miami Springs, Dade	73
Avon Park, Polk	73
Cudjoe Key, Monroe	72
Missing, Duval	72
Campbellton, Jackson	72
Anna Maria, Manatee	71
Ochopee, Collier	71
Missing, Palm Beach	69
Air Mail Facility, Dade	69
Reunion, Osceola	69
Georgetown, Putnam	69
Northdale, Hillsborough	68
Stock Island, Monroe	68
Felda, Hendry	68
Greensboro, Gadsden	67
Missing, Pasco	67
Destin, Walton	66
Treasure Island, Pinellas	64
North Redington Beach, Pinellas	64
Micco, Brevard	60
Duette, Manatee	60
Mexico Beach, Bay	60
Bellview, Escambia	59
Bonita Beach, Lee	59
University Of Tampa, Hillsborough	59
Highland City, Polk	58
Orlando, Seminole	58
Okahumpka, Lake	58
Singer Island, Palm Beach	57
Lake Suzy, Desoto	57
Walnut Hill, Escambia	57
Ona, Hardee	56
Miami, Broward	56
Green Acres, Palm Beach	56
Miromar Lakes, Lee	55
Heathrow, Seminole	54
Enterprise, Volusia	54
Missing, Santa Rosa	54
Naranja, Dade	53



# COVID-19: characteristics of 2,249,210 Florida resident cases

Data through May 15, 2021 verified as of May 16, 2021 at 09:25 AM

Data in this report are provisional and subject to change.

The table below includes the cities and counties of residence for cases in Florida residents based on the patient's ZIP Code. Note that city is not always received as part of the initial notification and may be missing while the case is being investigated.

City and county	Cases
Stetson University, Volusia	52
Orlando, Dade	52
Aloma, Orange	52
Town N Country, Hillsborough	52
Intercession City, Osceola	51
Palm Beach Shores, Palm Beach	51
Salt Springs, Marion	51
Terra Ceia, Manatee	50
Florida International Univ, Dade	50
Waverly, Polk	50
Missing, Broward	49
Bayonet Point, Pasco	48
Kenansville, Osceola	47
Cinco Bayou, Okaloosa	47
Eaton Park, Polk	47
Florence Villa, Polk	47
Missing, Hillsborough	46
Ebro, Washington	45
Miami Shores, Dade	45
Village Wellington, Palm Beach	45
Key Colony Beach, Monroe	45
Orlando, Osceola	44
Sewalls Point, Martin	44
Manalapan, Palm Beach	43
North Bay Village, Dade	43
Missing, Seminole	43
Lacoochee, Pasco	43
Gulf Breeze, Escambia	43
Lakeshore, Polk	42
Village Of Wellington, Palm Beach	42
Ridge Manor, Pasco	42
Bradley, Polk	41
Cortez, Manatee	41
Bayshore Gardens, Manatee	41
Sugarloaf Key, Monroe	41
Poinciana, Osceola	41
Saint Johns, Duval	40
Bonaventure, Broward	40
Hialeah Gardens, Dade	40
Pine Hills, Orange	40
Florida A And M University, Leon	39
Davenport, Osceola	39
Westlake, Palm Beach	39
Eloise, Polk	39
Pasadena, Pinellas	39
Univ Of FI Student Dorms, Alachua	39
Jupiter, Martin	38
Ponte Vedra, Duval	38
Highland Beach, Palm Beach	37
Lealman, Pinellas	37
Bay Pines, Pinellas	37
Tice, Lee	37
Lulu, Columbia	37
Orlando, Volusia	37
Orlando, Broward	37
Venus, Highlands	36
Homeland, Polk	36
Palm Shores, Brevard	35
Orlando, Polk	35

# COVID-19: characteristics of 2,249,210 Florida resident cases

Data through May 15, 2021 verified as of May 16, 2021 at 09:25 AM

Data in this report are provisional and subject to change.

The table below includes the cities and counties of residence for cases in Florida residents based on the patient's ZIP Code. Note that city is not always received as part of the initial notification and may be missing while the case is being investigated.

City and county	Cases
Pine Castle, Orange	35
Hallandale Beach, Broward	34
Flemington, Marion	34
Siesta Key, Sarasota	34
City Of Westlake, Palm Beach	34
Sydney, Hillsborough	33
Little Torch Key, Monroe	33
Indian Lake Estates, Polk	33
Dowling Park, Suwannee	33
Mcintosh, Marion	32
Kinard, Calhoun	32
Bagdad, Santa Rosa	32
Wekiva Springs, Seminole	32
Alturas, Polk	32
Palmdale, Glades	31
South Palm Beach, Palm Beach	31
Nocatee, Desoto	31
Homosassa Springs, Citrus	31
Saint Marks, Wakulla	30
Westchase, Hillsborough	30
Penney Farms, Clay	30
Missing, Brevard	30
Chokoloskee, Collier	29
Bonita Springs, Collier	29
Archer, Levy	29
Pembroke Park, Broward	29
Missing, Manatee	29
New Smyrna, Volusia	28
Missing, Citrus	28
Missing, Indian River	28
Tangerine, Orange	28
Horseshoe Beach, Dixie	28
Sparr, Marion	28
Long Key, Monroe	27
Caryville, Holmes	27
Florida State, Leon	27
Hawthorne, Putnam	27
Orange Lake, Marion	27
Balm, Hillsborough	27
Fort Lauderdale, Dade	26
Orlando, Hillsborough	26
Earleton, Alachua	26
Labelle, Glades	26
Paxton, Walton	26
Redington Shores, Pinellas	26
South Miami Heights, Dade	25
Pensacola Beach, Santa Rosa	25
Yankeetown, Levy	25
Loughman, Polk	25
Tioga, Alachua	25
Missing, Monroe	25
Missing, Escambia	25
Goulds, Dade	24
Santa Fe, Alachua	24
Union Park, Orange	24
Wabasso, Indian River	24
Boca Raton, Broward	24
Bostwick, Putnam	24
La Crosse, Alachua	24

# COVID-19: characteristics of 2,249,210 Florida resident cases

Data through May 15, 2021 verified as of May 16, 2021 at 09:25 AM

Data in this report are provisional and subject to change.

The table below includes the cities and counties of residence for cases in Florida residents based on the patient's ZIP Code. Note that city is not always received as part of the initial notification and may be missing while the case is being investigated.

City and county	Cases
Buckingham, Lee	23
Mango, Hillsborough	22
Kissimmee, Orange	22
Laud-By-The-Sea, Broward	22
Ramrod Key, Monroe	22
Missing, Okaloosa	22
Champions Gate, Polk	22
Florida Dept Of Corrections, Union	22
Fort Ogden, Desoto	22
Wausau, Washington	22
Plymouth, Orange	22
Citrus Ridge, Indian River	22
Crystal Springs, Pasco	22
Branford, Lafayette	22
Mexico Beach, Gulf	22
Florida International University, Dade	22
Sun City, Hillsborough	21
Perdido Key, Escambia	21
Everglades City, Collier	21
Bonifay, Washington	21
Lake Como, Putnam	21
Jensen Beach, St. Lucie	21
Missing, Collier	21
Candler, Marion	21
Parker, Bay	21
Golden Oak, Orange	20
Hollywood, Dade	20
Lowell, Marion	20
Brooksville, Pasco	20
Trenton, Levy	20
Indian River Shores, Indian River	20
Goodland, Collier	20
Nalcrest, Polk	20
High Springs, Gilchrist	19
Maxville, Duval	19
Webster, Hernando	19
Gulf Stream, Palm Beach	19
Babcock Ranch, Lee	19
Miami, Unknown	19
Johns Pass Village, Pinellas	19
Lake Buena Vista, Orange	19
Orlando, Palm Beach	19
Wildlight, Nassau	19
Forest City, Orange	18
Trilby, Pasco	18
West Panama City Beach, Bay	18
Belleair Bluffs, Pinellas	18
Hillsboro Beach, Broward	18
Nichols, Polk	18
Mount Dora, Orange	18
Florida State Univ Admin, Leon	18
Babcock Ranch, Charlotte	18
Lakewood Ranch, Sarasota	18
Tallevast, Manatee	18
Shady Hills, Pasco	17
Hutchinson Island, St. Lucie	17
Missing, Bay	17
Missing, Martin	17
Braden River, Manatee	17

# COVID-19: characteristics of 2,249,210 Florida resident cases

Data through May 15, 2021 verified as of May 16, 2021 at 09:25 AM

Data in this report are provisional and subject to change.

The table below includes the cities and counties of residence for cases in Florida residents based on the patient's ZIP Code. Note that city is not always received as part of the initial notification and may be missing while the case is being investigated.

City and county	Cases
Miami Gardens, Broward	17
Lake Monroe, Seminole	17
Graceville, Holmes	17
Hialeah, Broward	17
Daytona Beach Shores, Volusia	17
Deer Island, Lake	17
Wewahitchka, Calhoun	16
Lake City, Suwannee	16
Woodville, Leon	16
Otter Creek, Levy	16
Watersound, Walton	16
Graham, Bradford	16
Suwannee, Dixie	16
Gulf Hammock, Levy	16
Hernando Beach, Hernando	16
White Springs, Columbia	16
Indian Creek Village, Dade	15
Dade City, Hernando	15
Village Of Palmetto Bay, Dade	15
Eau Gallie, Brevard	15
Orlando, Lake	15
Saint Lucie West, St. Lucie	15
Orlando, Pinellas	15
Winter Garden, Lake	15
Murdock, Charlotte	14
Choctaw Beach, Okaloosa	14
Wahneta, Polk	14
Durant, Hillsborough	14
Laurel Hill, Walton	14
Virginia Gardens, Dade	14
Kingsley Lake, Bradford	14
Copeland, Collier	14
Los Angeles, Dade	14
Gonzalez, Escambia	13
Steinhatchee, Dixie	13
Umatilla, Marion	13
Mount Plymouth, Lake	13
Holder, Citrus	13
Elfers, Pasco	13
Roseland, Indian River	13
Grandin, Putnam	13
Long Boat Key, Manatee	13
Orlando, Brevard	13
Saint George Island, Franklin	13
Unknown, Dade	13
Alys Beach, Bay	13
Fort Charlotte, Charlotte	13
Gibsonia, Polk	13
East Lake, Marion	12
Redington Beach, Pinellas	12
Missing, Sarasota	12
Goldenrod, Seminole	12
Captiva, Lee	12
Leisure City, Dade	12
Citrus Hills, Citrus	12
Fanning Springs, Gilchrist	12
Missing, Putnam	12
Naples, Lee	12
Rosemary Beach, Walton	12

# COVID-19: characteristics of 2,249,210 Florida resident cases

Data through May 15, 2021 verified as of May 16, 2021 at 09:25 AM

Data in this report are provisional and subject to change.

The table below includes the cities and counties of residence for cases in Florida residents based on the patient's ZIP Code. Note that city is not always received as part of the initial notification and may be missing while the case is being investigated.

City and county	Cases
Pensacola Beach, Escambia	12
Missing, Nassau	11
Cypress, Jackson	11
Greenville, Taylor	11
Day, Lafayette	11
Deerfield Beach, Palm Beach	11
Missing, Polk	11
Sea Ranch Lakes, Broward	11
Telogia, Liberty	10
Missing, Taylor	10
Barberville, Volusia	10
Innovation, Pasco	10
University Park, Manatee	10
Worthington Springs, Union	10
Seacrest, Walton	10
Briny Breezes, Palm Beach	10
Basinger, Okeechobee	10
Perrine, Dade	10
Orlando, Leon	10
Orlando, Duval	10
Haines Creek, Lake	10
Forest City, Seminole	10
Ozona, Pinellas	10
Rubonia, Manatee	10
Ybor City, Hillsborough	9
Lamont, Madison	9
Lloyd, Jefferson	9
Saint Augustine, Duval	9
West Delray Beach, Palm Beach	9
Grant Valkaria, Brevard	9
High Springs, Columbia	9
Nobleton, Hernando	9
Pine Ridge, Citrus	9
Beverly Beach, Flagler	9
Saint Augustine Beach, St. Johns	9
Putnam Hall, Putnam	9
Ferndale, Lake	9
Cottdale, Washington	9
Scottsmeer, Brevard	9
Palma Sola, Manatee	9
Missing, Clay	8
Jerome, Collier	8
Ponce De Leon, Walton	8
Fairfield, Marion	8
Cross Creek, Alachua	8
Indian Shores, Pinellas	8
Missing, Jackson	8
Quail Heights, Dade	8
Palm City, St. Lucie	8
Seybold, Dade	8
White City, Gulf	8
Anastasia Island, St. Johns	8
Salem, Taylor	8
Oneco, Manatee	8
Orange Springs, Marion	8
Weirsdale, Lake	8
Evinston, Alachua	8
Keystone Heights, Bradford	8
Morrison, Marion	7

# COVID-19: characteristics of 2,249,210 Florida resident cases

Data through May 15, 2021 verified as of May 16, 2021 at 09:25 AM

Data in this report are provisional and subject to change.

The table below includes the cities and counties of residence for cases in Florida residents based on the patient's ZIP Code. Note that city is not always received as part of the initial notification and may be missing while the case is being investigated.

City and county	Cases
Orlando, Pasco	7
Longboat Key, Sarasota	7
Inglis, Citrus	7
Fernandina, Nassau	7
East Rockland Key, Monroe	7
Missing, Flagler	7
Orange Park, Duval	7
Port Saint John, Brevard	7
Switzerland, St. Johns	7
Maitland, Volusia	7
Aripeka, Pasco	7
Valkaria, Brevard	7
River Ranch, Polk	7
Niceville, Walton	7
Orlando, Alachua	7
Okeechobee, Glades	7
Punta Gorda, Lee	6
Deland, Lake	6
Holt, Santa Rosa	6
Inlet Beach, Bay	6
Jacksonville, Clay	6
Missing, Leon	6
Missing, Hernando	6
Orlando, Flagler	6
Orlando, Marion	6
Oklawaha, Marion	6
Shady Grove, Taylor	6
Sunny Hills, Washington	6
Port Salerno, Martin	6
Ridge Manor Estates, Sumter	6
Winter Park, Polk	6
Winderemere, Orange	6
Maitland, Hillsborough	6
Lake Worth, Broward	6
Grove City, Charlotte	6
Coco River, Collier	6
Eglin, Okaloosa	6
Bruce, Holmes	6
Missing, Walton	6
Labelle, Lee	6
Point Washington, Walton	6
Mayport Naval Station, Duval	6
Lake Butler, Bradford	6
Maitland, Osceola	6
Missing, Unknown	6
Bradenton, Sarasota	6
Ocoee, Lake	6
Miramar, Dade	6
Missing, Osceola	6
Duck Key, Monroe	6
Newberry, Gilchrist	6
San Carlos Park, Lee	6
Miccosukee, Leon	6
Glenwood, Volusia	6
Clarcona, Orange	6
Orchid, Indian River	6
Okeechobee, Osceola	5
Cape Haze, Charlotte	5
Bayou George, Bay	5

# COVID-19: characteristics of 2,249,210 Florida resident cases

Data through May 15, 2021 verified as of May 16, 2021 at 09:25 AM

Data in this report are provisional and subject to change.

The table below includes the cities and counties of residence for cases in Florida residents based on the patient's ZIP Code. Note that city is not always received as part of the initial notification and may be missing while the case is being investigated.

City and county	Cases
Boynton Beach, Broward	5
Fort Lauderdale, Palm Beach	5
Jacksonville Naval Air Station, Duval	5
Okeechobee, Martin	5
Orlando, Manatee	5
Pompano Beach, Palm Beach	5
Passport, Unknown	5
Wakulla Springs, Wakulla	5
Cypress Gardens, Polk	5
Island Grove, Alachua	5
Jonesville, Alachua	5
Missing, Alachua	5
Delray Beach, Broward	5
Alys Beach, Walton	5
Seacrest, Bay	5
Williston, Marion	5
Missing, Highlands	5
Missing, Columbia	5
Ebro, Bay	5
Highland Park, Polk	5
Los Angeles, Broward	5
Westchester, Dade	5
Mid Florida, Seminole	5
Ocean Breeze, Martin	5
Milton, Escambia	5
Greenville, Jefferson	5
Mayport, Duval	5
Clermont, Polk	5
Pass, Unknown	5
Stuart, St. Lucie	5
Miami, Palm Beach	5
Lake Geneva, Clay	5
Live Oak, Madison	4
Loxahatchee Groves, Palm Beach	4
West Bradenton, Manatee	4
Marina Del Rey, Dade	4
Melrose, Bradford	4
Jacksonville, Dade	4
Arcadia, Hillsborough	4
Lake Harbor, Palm Beach	4
Glen Ridge, Palm Beach	4
Coconut Creek, Palm Beach	4
Orem, Palm Beach	4
Sandestin, Walton	4
Pompano Beach, Dade	4
Bella Collina, Lake	4
Bonnie, Dade	4
El Jobean, Charlotte	4
Marathon Shores, Monroe	4
Hinsdale, Manatee	4
International Service Center, Dade	4
Indian Rock Beach, Pinellas	4
Cape San Blas, Gulf	4
Bowling Green, Polk	4
Plantation Key, Monroe	4
North Miami Beach, Broward	4
Branford, Gilchrist	4
Clewiston, Palm Beach	4
Conch Key, Monroe	4

# COVID-19: characteristics of 2,249,210 Florida resident cases

Data through May 15, 2021 verified as of May 16, 2021 at 09:25 AM

Data in this report are provisional and subject to change.

The table below includes the cities and counties of residence for cases in Florida residents based on the patient's ZIP Code. Note that city is not always received as part of the initial notification and may be missing while the case is being investigated.

City and county	Cases
North Fort Myers, Charlotte	4
Sharpes, Brevard	4
Sugarloaf, Monroe	4
Wacissa, Jefferson	4
Lazy Lake, Broward	4
Lamont, Taylor	4
Land O Lakes, Hillsborough	3
Lady Lake, Marion	3
Homeless, Hillsborough	3
Jacksonville , Duval	3
Brooklyn, Broward	3
Ft Pierce, St. Lucie	3
Westville, Walton	3
Orlo Vista, Orange	3
Pembroke Lakes, Broward	3
Milligan, Okaloosa	3
Sorrento, Orange	3
Stuart, Palm Beach	3
University Of Central Fl, Hillsborough	3
Coraopolis, Citrus	3
Champions Gate, Osceola	3
Chicago, Lee	3
Dearborn, Dade	3
Bristol, Calhoun	3
Aventura, Broward	3
Jacksonville, Alachua	3
Marina Del Rey, Broward	3
Monticello, Madison	3
Samoset, Manatee	3
Vernon, Bay	3
Apopka, Lake	3
Crestview, Walton	3
Cross Key, Monroe	3
Fernandina Beach, Duval	3
Fpo, Duval	3
Green Cove Springs, Duval	3
Mayport Naval Housing, Duval	3
Julington Creek, St. Johns	3
Jupiter Island, Martin	3
Kathleen, Pasco	3
Marco Island, Lee	3
Mims, Volusia	3
Miami Beach, Unknown	3
Missing, Washington	3
Ocean Reef Club, Monroe	3
Alford, Washington	3
Altamonte Springs, Orange	3
Port St. Lucie, St. Lucie	3
Orlando, Escambia	3
Pass-A-Grille, Pinellas	3
Winter Park, Volusia	3
Vero Beach, St. Lucie	3
Pp, Dade	3
Woodside, Broward	3
Wimauma, Manatee	3
Brewton, Escambia	3
Apopka, Broward	3
Lanark Village, Franklin	3
Maitland, Polk	3



# COVID-19: characteristics of 2,249,210 Florida resident cases

Data through May 15, 2021 verified as of May 16, 2021 at 09:25 AM

Data in this report are provisional and subject to change.

The table below includes the cities and counties of residence for cases in Florida residents based on the patient's ZIP Code. Note that city is not always received as part of the initial notification and may be missing while the case is being investigated.

City and county	Cases
Inverness, Polk	3
Pass, Dade	3
Vero Beach, Brevard	3
Miami Shores, Broward	3
Pineland, Lee	3
Tampa Palms, Hillsborough	3
Tampa, Pinellas	3
Tarpon Springs, Pasco	3
Winter Garden, Seminole	3
Clermont, Orange	3
Ludlam, Dade	3
Laurel, Sarasota	3
West Palm Beach, Broward	3
Wildwood, Marion	3
Village Of Golf, Palm Beach	3
Port Saint Lucie, Martin	3
Palm Coast, Volusia	3
Saint Augusaintine Beach, St. Johns	3
Saint Petersburg, Hillsborough	3
Loxahatchee, Broward	3
Lynbrook, Broward	3
Miami, Orange	3
Lake City, Duval	3
Lakeland, Hillsborough	3
Immokalee, Lee	3
Hallandale Beach, Dade	3
Bradington, Manatee	3
Blountstown, Liberty	3
Blountstown, Jackson	2
Alligator Point, Franklin	2
Crawfordville, Leon	2
Eatonville, Lake	2
Lawtey, Union	2
Lehigh Acres, Dade	2
Miami, Hillsborough	2
Lutz, Pinellas	2
Los Angeles, Okaloosa	2
Louisville, Manatee	2
Orlando, Unknown	2
Phoenix, Lake	2
Opa Locka, Broward	2
None, Dade	2
Navarre, Okaloosa	2
Mount Pleasant, Gadsden	2
Upper Key Largo, Monroe	2
University Of Central Florida, Brevard	2
Seven Springs, Pasco	2
West Villages, Sarasota	2
Zellwood, Lake	2
Lecanto, Marion	2
Lake Helen, Orange	2
Maitland, Leon	2
Melrose, Alachua	2
Fort Pierce, Martin	2
Fort Myers, Collier	2
Doctors Inlet, Clay	2
Bronx, Seminole	2
Bonifay, Jackson	2
Bonnie, Duval	2

# COVID-19: characteristics of 2,249,210 Florida resident cases

Data through May 15, 2021 verified as of May 16, 2021 at 09:25 AM

Data in this report are provisional and subject to change.

The table below includes the cities and counties of residence for cases in Florida residents based on the patient's ZIP Code. Note that city is not always received as part of the initial notification and may be missing while the case is being investigated.

City and county	Cases
Bonnie, Sarasota	2
West Palm Beach, Dade	2
Weston, Dade	2
Winter Park, Leon	2
Orlando, Charlotte	2
Palm Springs North, Dade	2
Redland, Dade	2
St John, Broward	2
Olustee, Baker	2
Orlando, Santa Rosa	2
West Point, Lee	2
University Of Central Florida, Broward	2
Saint Teresa, Wakulla	2
Miamt, Dade	2
North Miami, Broward	2
Orlando, Okaloosa	2
Knoxville, Escambia	2
Maitland, Pasco	2
Homeless, Dade	2
Florida Power & Light Co, Dade	2
Amelia City, Nassau	2
Alligator Point, Wakulla	2
Casselberry, Orange	2
Chipley, Jackson	2
Maitland, Lake	2
Killarney, Orange	2
Jan Phyl Village, Polk	2
Hialeah Lakes, Dade	2
Hialeah, Orange	2
Moore Haven, Hendry	2
Naples, Broward	2
Cassadaga, Volusia	2
Fort Walton Beach, Walton	2
Duke Field Air Force Station, Okaloosa	2
Dunnellon, Levy	2
Yalhala, Lake	2
Pp, Unknown	2
Provo, Broward	2
University Of Central Florida, Palm Beach	2
University Of Central Florida, Pinellas	2
Sumatra, Liberty	2
Pensacola, Santa Rosa	2
Tampa, Duval	2
Venice, Dade	2
Winter Springs, Orange	2
Windermere, Hillsborough	2
Pompano Beach, Osceola	2
Port Charlotte, Lee	2
Sand Lake, Orange	2
Swansea, Lee	2
Union, Manatee	2
University Of Central Fl, Seminole	2
At Large, Broward	2
Boys Ranch, Suwannee	2
Eatonville, Polk	2
Okeechobee, Highlands	2
New Port Richey, Hillsborough	2
Miami, Martin	2
Long Beach, Orange	2

# COVID-19: characteristics of 2,249,210 Florida resident cases

Data through May 15, 2021 verified as of May 16, 2021 at 09:25 AM

Data in this report are provisional and subject to change.

The table below includes the cities and counties of residence for cases in Florida residents based on the patient's ZIP Code. Note that city is not always received as part of the initial notification and may be missing while the case is being investigated.

City and county	Cases
Labelle, Collier	2
Jena, Taylor	2
Fort Pierce, Brevard	2
Marysville, Dade	2
Lake Clarke Shores, Palm Beach	2
Fl State Univ Student, Leon	2
Defuniak Springs, Okaloosa	2
Cibolo, Orange	2
Claysville, Hernando	2
Crescent Beach, Sarasota	2
Callahan, Duval	2
Tampa, Broward	2
Tarpon Springs, Hillsborough	2
Port Canaveral, Brevard	2
South Miami, Broward	2
Monument, Broward	2
Orlando, St. Lucie	2
Melrose, Clay	2
Longview, Dade	2
Kissimmee, Unknown	2
Jacksonville Naval Hospital, Duval	2
Hosford, Calhoun	2
Dfafs, Okaloosa	2
Wauchula, Desoto	2
Yeehaw, Okeechobee	2
Tampa, Hernando	2
Noma, Holmes	2
Sebring, Desoto	2
Saint Lucie Village, St. Lucie	2
Ormond Beach, Flagler	2
Pembroke Pines, Dade	2
Northport, Sarasota	2
Saint Marys, Nassau	2
Port Saint Lucie, Palm Beach	2
Red Bay, Holmes	2
West Lafayette, Broward	2
Windermere, Lake	2
Woodstock, Lee	2
Sutton, Pasco	2
Tequesta, Martin	2
Town Of Nocatee, St. Johns	2
Fort Lauderdale, Alachua	2
Bay Harbor Islands, Unknown	2
Alachua, Duval	2
Carl Fisher, Dade	2
Cross City, Taylor	2
Inwood, Broward	2
Jupiter, Dade	2
Micanopy, Marion	2
Milford, Lee	1
Missing, Okeechobee	1
Monroe Township, Palm Beach	1
Monroe, Lee	1
Moore Haven, Okeechobee	1
Matawan, Palm Beach	1
Mckinney, Broward	1
Miamc, Dade	1
Lake Butler, Alachua	1
Lakeland, Unknown	1

# COVID-19: characteristics of 2,249,210 Florida resident cases

Data through May 15, 2021 verified as of May 16, 2021 at 09:25 AM

Data in this report are provisional and subject to change.

The table below includes the cities and counties of residence for cases in Florida residents based on the patient's ZIP Code. Note that city is not always received as part of the initial notification and may be missing while the case is being investigated.

City and county	Cases
Las Vegas, Palm Beach	1
Ldhl, Broward	1
Longwood, Volusia	1
Leesburg, Seminole	1
Lincoln, St. Lucie	1
Little Neck, Lee	1
Jupiter, St. Lucie	1
Kenilworth, Leon	1
Irvine, Marion	1
Istachatta, Hernando	1
Jacksonville, Orange	1
Jefferson, Dade	1
Jonesboro, Leon	1
Key West, Duval	1
Keys West, Unknown	1
Kingsland, Nassau	1
Knoxville, Bay	1
Homeless, Monroe	1
Homeless, Pinellas	1
Howell, Dade	1
Hudson, Hernando	1
Hoclywsod, Dade	1
Holiday, Pinellas	1
Intrcsion Cty, Osceola	1
Inverness, Marion	1
Indian Rocks Beach, Duval	1
Indiantown, Palm Beach	1
Inglewood, Sarasota	1
Dallas, Hernando	1
Dearborn, Broward	1
Deer Park, Dade	1
Deerfield, Dade	1
Deland, Seminole	1
Carmel, Orange	1
Cedar Springs, Hernando	1
Caracas, Dade	1
Alpharetta, Broward	1
O, Manatee	1
Acworth, Okaloosa	1
Apopka, Clay	1
Asheville, Highlands	1
Astoria, Broward	1
Atmore, Escambia	1
Bartow, Hardee	1
Bel Air, Collier	1
Berryton, Palm Beach	1
Brooklyn, Dade	1
Brooklyn, Lee	1
Bonnie, Broward	1
Boston, Broward	1
Fort Lauderdale, Leon	1
Fort Myers, Sarasota	1
Fort Pierce, Palm Beach	1
Fort White, Clay	1
Erie, Monroe	1
Fisher Island, Unknown	1
Dayton, Lake	1
Daytona Beach, Pinellas	1
East Palatka, Hillsborough	1

# COVID-19: characteristics of 2,249,210 Florida resident cases

Data through May 15, 2021 verified as of May 16, 2021 at 09:25 AM

Data in this report are provisional and subject to change.

The table below includes the cities and counties of residence for cases in Florida residents based on the patient's ZIP Code. Note that city is not always received as part of the initial notification and may be missing while the case is being investigated.

City and county	Cases
Eastpoint, Leon	1
Deltona, Seminole	1
Doral, Unknown	1
Downingtown, Broward	1
Downingtown, Hillsborough	1
Dpo, Santa Rosa	1
Garden City, Alachua	1
Gaylord, Orange	1
Gibsonton, Pinellas	1
Goodrich, Charlotte	1
Gotcha, Orange	1
Greensburg, Palm Beach	1
Harpers Ferry, Palm Beach	1
Haines City, Osceola	1
Hernando, Marion	1
Hialeah, Collier	1
Helen, Bay	1
Troy, Manatee	1
Unkn, Duval	1
Topsham, Manatee	1
Sweetwater, Manatee	1
Syracuse, Polk	1
Tallahassee, Dade	1
Tamarac, Dade	1
Tavares, Orange	1
Waipahu, Santa Rosa	1
Ward, Polk	1
Wellborn, Columbia	1
West Apim Beach, Palm Beach	1
Venetian Islands, Dade	1
Yulee, St. Johns	1
Zephyrhills, Hillsborough	1
Winter Garden, Duval	1
Woodbine, Nassau	1
West Yarmouth, St. Lucie	1
Rileyville, Flagler	1
Saint Joseph, Volusia	1
Russellville, Bay	1
Sagamore Beach, Charlotte	1
Saint Augustine, Broward	1
Saint Cloud, Palm Beach	1
Prattville, Hillsborough	1
Prestonsburg, Bay	1
Quincy, Jackson	1
Rapid City, Broward	1
Petersburg, Manatee	1
Piasa, Putnam	1
Saint Petersburg, Polk	1
San Antonio, Orange	1
Shirley, Flagler	1
Seminole, Leon	1
Suitland, Volusia	1
Sunbright, Palm Beach	1
Oakland, Lee	1
Oldsmar, Hillsborough	1
Olean, Alachua	1
North Palm Beach, Orange	1
Missing, Levy	1
Myakka City, Sarasota	1

# COVID-19: characteristics of 2,249,210 Florida resident cases

Data through May 15, 2021 verified as of May 16, 2021 at 09:25 AM

Data in this report are provisional and subject to change.

The table below includes the cities and counties of residence for cases in Florida residents based on the patient's ZIP Code. Note that city is not always received as part of the initial notification and may be missing while the case is being investigated.

City and county	Cases
New Middletown, Hillsborough	1
New Port Richey, Pinellas	1
Newberry, Marion	1
Newtown, Lake	1
Palmetto Bay, Palm Beach	1
Palmetto, Pasco	1
Parma, Manatee	1
Pass-A-Grille Beach, Pinellas	1
Other, Dade	1
Pembroke Pines, Orange	1
Pensacola, Sumter	1
Perth Amboy, Hillsborough	1
Powell, Lee	1
Randolph, Orange	1
Rivera Beach, Palm Beach	1
Paducah, Manatee	1
Orlando, Jackson	1
Orlando, Lee	1
Panama City, Unknown	1
Ocala, Citrus	1
Ocoee, Unknown	1
Odessa, Dade	1
Nantucket, Palm Beach	1
New Vernon, Palm Beach	1
Oldsray, Manatee	1
Newberry, Levy	1
Saint Augustine, Flagler	1
Port Orange, Brevard	1
Seffener, Hillsborough	1
Seminole, Lee	1
Sanford, Orange	1
Saint Petersburg, Charlotte	1
Stratford, Broward	1
South Hempstead, Alachua	1
Summerfield, Unknown	1
Sunrise, Dade	1
Tallahassee, Madison	1
Tallahassee, Pinellas	1
Windermere, Volusia	1
Wtixrat, Dade	1
White Plains, Broward	1
Whites Creek, Leon	1
University Of Central Florida, Lee	1
Trenton, Dixie	1
Toms River, Lee	1
Tourist, Dade	1
Watersound, Bay	1
Vero Beach, Unknown	1
Unk, Duval	1
Ventura, Orange	1
Dover, Lee	1
Davenport, Lake	1
Dayton, Citrus	1
Dayton, Orange	1
Dearborn Heights, Hillsborough	1
Edgewood, Broward	1
Elkton, Putnam	1
Cincinnati, Dade	1
Chesterfield, Broward	1

# COVID-19: characteristics of 2,249,210 Florida resident cases

Data through May 15, 2021 verified as of May 16, 2021 at 09:25 AM

Data in this report are provisional and subject to change.

The table below includes the cities and counties of residence for cases in Florida residents based on the patient's ZIP Code. Note that city is not always received as part of the initial notification and may be missing while the case is being investigated.

City and county	Cases
Carteret, Polk	1
Connellsville, Highlands	1
Armstrong, St. Johns	1
Atl, Brevard	1
Alva, Escambia	1
Andalusia, Escambia	1
Arcadia, Highlands	1
Baker, Santa Rosa	1
Belleville, Palm Beach	1
Belmont, Santa Rosa	1
Blountstown, Broward	1
Bronson, Alachua	1
Brooker, Alachua	1
Brandon, Pinellas	1
Bradenton, Clay	1
Bonita, Lee	1
Bocaraten, Palm Beach	1
Hudson, Pinellas	1
Indian Rock Beach, Palm Beach	1
Hoosick Falls, Broward	1
Interlachen, Duval	1
Kaclsonville, Duval	1
Kechi, Orange	1
Fort Myers, Broward	1
Floral, Okaloosa	1
Forestville, Volusia	1
Gainesville, Okaloosa	1
Hialeahgardens, Dade	1
Hiram, Leon	1
Greenbrier, Bay	1
Greenville, Palm Beach	1
Groveland, Orange	1
Kure Beach, Monroe	1
Lakeland, Palm Beach	1
Leesburg, Broward	1
Longwood, Broward	1
Lucedale, St. Lucie	1
Macclenny, Duval	1
Mantua, Broward	1
Jacksonville, Nassau	1
Mexico, Orange	1
Miami Gardens, Unknown	1
Middletown, Osceola	1
Mayaguez, Dade	1
Monroe, Hillsborough	1
Missing, Gilchrist	1
Orlando, Walton	1
Oviedo, Lake	1
Orlando, St. Johns	1
Ocala, Duval	1
Orem, Dade	1
Orlando, Citrus	1
Orlando, Collier	1
Orlando, Hernando	1
Morrisville, Palm Beach	1
Myrtle Beach, Broward	1
Nashville, Palm Beach	1
North Brunswick, St. Lucie	1
North Grafton, Dade	1

# COVID-19: characteristics of 2,249,210 Florida resident cases

Data through May 15, 2021 verified as of May 16, 2021 at 09:25 AM

Data in this report are provisional and subject to change.

The table below includes the cities and counties of residence for cases in Florida residents based on the patient's ZIP Code. Note that city is not always received as part of the initial notification and may be missing while the case is being investigated.

City and county	Cases
Notrealville, Polk	1
St Cloud, Orange	1
St Helena Is, Dade	1
Rye, Palm Beach	1
Saint Petersburg, Bay	1
Plantation, Leon	1
Pooler, Broward	1
Pensacola, Dade	1
Panomo City, Bay	1
Parrish, Sarasota	1
Ridgewood, Lee	1
Roayl Palm Beach, Palm Beach	1
Roseville, Broward	1
Punta Gorda, Sarasota	1
Putnam, Putnam	1
Tinley Park, Manatee	1
Twentynine Palms, Broward	1
Vernon, Walton	1
Unknown, Manatee	1
Venezuela, Unknown	1
Waukesha, Volusia	1
Whippany, Volusia	1
Wilmington, Charlotte	1
Windermere, Alachua	1
Winfield, Hillsborough	1
Winter Garden, Unknown	1
Winter Park, Brevard	1
Xifamk, Dade	1
Buffalo, Dade	1
Canton, Duval	1
Brunswick, Polk	1
Bryceville, Duval	1
Bradentom, Manatee	1
Bradenton, Lee	1
Boca Raton, Dade	1
Boca Raton, Madison	1
Bogota, Unknown	1
Bal Harbour, Broward	1
Atlanta, Walton	1
Attalla, Broward	1
Auburn, Palm Beach	1
Autaugaville, Broward	1
Apopka, Volusia	1
Alachua, Suwannee	1
Alafaya, Broward	1
Alafaya, Pinellas	1
Crestview, Broward	1
Clearwater, Leon	1
Charlotte, Alachua	1
Crystal River, Marion	1
Dade City, Unknown	1
Dalecity, Okaloosa	1
Daytona Beach, Orange	1
Deerfield Beach, Polk	1
Dona Vista, Lake	1
East Setauket, Palm Beach	1
El Dorado, Palm Beach	1
Fayetteville, Broward	1
Fellsmere, Brevard	1



# COVID-19: characteristics of 2,249,210 Florida resident cases

Data through May 15, 2021 verified as of May 16, 2021 at 09:25 AM

Data in this report are provisional and subject to change.

The table below includes the cities and counties of residence for cases in Florida residents based on the patient's ZIP Code. Note that city is not always received as part of the initial notification and may be missing while the case is being investigated.

City and county	Cases
Florida City, Unknown	1
Fort Lauderdale, Collier	1
Fort Myers, Alachua	1
Fleming Island, Duval	1
Glen Saint Mary, Duval	1
Golf, Palm Beach	1
Gainesville, Levy	1
Greensboro, Leon	1
Great Neck, Dade	1
Jacksonville, Baker	1
Jacksonville, Marion	1
Jupiter Inlet, Palm Beach	1
Holiday, Hillsborough	1
Immokalee, Walton	1
Lake Forest, Collier	1
Key West, Palm Beach	1
Kilgore, Dade	1
Land O Lakes, Unknown	1
Lawton, Okaloosa	1
Levittown, Palm Beach	1
Lima, Manatee	1
Lima, Volusia	1
Macclenny, Dixie	1
Madison, Jefferson	1
Maitland, Collier	1
Merrick, Palm Beach	1
Metter, Manatee	1
Miami, Osceola	1
Miamiardens, Unknown	1
Miamksaohes, Dade	1
Mokena, Lee	1
Indianapolis, Lee	1
Jupiter, Pinellas	1
Kansas City, Palm Beach	1
Los Angeles, Orange	1
Maitland, Palm Beach	1
Lake In The Hills, Broward	1
Litchfield Park, Monroe	1
Littleton, St. Johns	1
Milford, Bay	1
Milford, Unknown	1
Marianna, Leon	1
Marianna, Washington	1
Mary Esther, Hillsborough	1
Melbourne, Volusia	1
Mattoon, Lee	1
Newaygo, Charlotte	1
North Port, Charlotte	1
Opa Locka, Orange	1
Missing, Franklin	1
Na, Dade	1
Naples, Unknown	1
New Canaan, Dade	1
Eureka, Flagler	1
Evansville, Citrus	1
Denton, Broward	1
Destin, Bay	1
Dpo, Dade	1
Crescent City, Marion	1

# COVID-19: characteristics of 2,249,210 Florida resident cases

Data through May 15, 2021 verified as of May 16, 2021 at 09:25 AM

Data in this report are provisional and subject to change.

The table below includes the cities and counties of residence for cases in Florida residents based on the patient's ZIP Code. Note that city is not always received as part of the initial notification and may be missing while the case is being investigated.

City and county	Cases
Commerce Township, Manatee	1
Crawfordville, Alachua	1
Fort Lauderdale, Lee	1
Fort Myers, Polk	1
Fort Worth, Broward	1
Franklin, Orange	1
Frostproof, Highlands	1
Gainesville, Palm Beach	1
Gainesville, Santa Rosa	1
Glens Falls, Broward	1
Gwynn Oak, Polk	1
Brewster, Palm Beach	1
Brownsville, Escambia	1
Bryant, Palm Beach	1
Bonnie, St. Johns	1
Clearwater, Hillsborough	1
Coal City, Pasco	1
Celebration, Orange	1
Chicago, Broward	1
Austin, Dade	1
Apo, Collier	1
Big Torch Key, Monroe	1
Black, Holmes	1
Boca Raton, Lee	1
8852 Teacher Ln, Pasco	1
Addison, Pasco	1
Apopka, Citrus	1
Apopka, Hillsborough	1
Arabi, Orange	1
Unknown, Duval	1
Upland, Manatee	1
Valrico, Polk	1
Tampa, Citrus	1
Temple, Palm Beach	1
Surfside Beach, Orange	1
Sun City Center, Lee	1
Saint Charles, Orange	1
Saint Petersburg, Duval	1
Saint Petersburg, Manatee	1
St Petersburg, Orange	1
Staten Island, Broward	1
Stiamk, Dade	1
Summerdale, Escambia	1
Scottsdale, Brevard	1
Scottsdale, Palm Beach	1
Pittsburgh, Alachua	1
Playa Del Rey, Palm Beach	1
Plymouth, Pasco	1
Port Saint Lucie, Marion	1
Roswell, Bay	1
Royal Palm, Palm Beach	1
Ruskin, Dade	1
Ruskin, Manatee	1
Pensacola Naval Hospital, Escambia	1
Oviedo, Orange	1
Pace, Escambia	1
Painted Post, Pasco	1
Palatka, Marion	1
Winnetka, Dade	1

# COVID-19: characteristics of 2,249,210 Florida resident cases

Data through May 15, 2021 verified as of May 16, 2021 at 09:25 AM

Data in this report are provisional and subject to change.

The table below includes the cities and counties of residence for cases in Florida residents based on the patient's ZIP Code. Note that city is not always received as part of the initial notification and may be missing while the case is being investigated.

City and county	Cases
Winter Garden, Osceola	1
Winter Haven, Leon	1
Winter Haven, Osceola	1
Winter Park, Duval	1
Winter Park, Palm Beach	1
Winter Springs, Polk	1
Youngstown, Washington	1
West Hollywood, Broward	1
Wakefield, Broward	1
Waverly, Duval	1
Wabasha, Clay	1
Wekiwa Springs, Orange	1
Wildwood, Lee	1
Willington, Lee	1
Plant City, Hendry	1
Plant City, Pinellas	1
Plantation, Unknown	1
Richmond Heights, Dade	1
Ridge Manor, Hernando	1
Riverview, Pinellas	1
Rochester, Lee	1
Rosemary Beach, Bay	1
Saint Cloud, Orange	1
Ponce, Orange	1
Port Saint Lucie, Duval	1
Pound Ridge, Leon	1
Orlando, Highlands	1
Orem, Nassau	1
Olando, Orange	1
Parlin, Broward	1
Summerville, Dade	1
Tallahassee, Escambia	1
Telluride, Lee	1
Tinley Park, Lee	1
University Of Central Fl, Dade	1
Stockbridge, Leon	1
Sullivans Island, Dade	1
Tampa, Lee	1
Tampa, Polk	1
Saint Petersburg, Dade	1
San Juan, Osceola	1
San Pedro Sula, Dade	1
Sandy, Duval	1
Southampton, Palm Beach	1
South Otselic, Dade	1
Sevierville, Dade	1
West Lafayette, Desoto	1
West Simsbury, Collier	1
Winter, Pinellas	1
Windermere, Polk	1
Winter Park, Lake	1
Wayne, Dade	1
Downers Grove, St. Lucie	1
Export, Palm Beach	1
Fort Myers, Lake	1
Felda, Palm Beach	1
Flagler Beach, Volusia	1
Flora, Lee	1
Fruitland Park, Sumter	1

# COVID-19: characteristics of 2,249,210 Florida resident cases

Data through May 15, 2021 verified as of May 16, 2021 at 09:25 AM

Data in this report are provisional and subject to change.

The table below includes the cities and counties of residence for cases in Florida residents based on the patient's ZIP Code. Note that city is not always received as part of the initial notification and may be missing while the case is being investigated.

City and county	Cases
Gainesville, Marion	1
Gastonia, Polk	1
Fresno, Pasco	1
Green, Clay	1
Greensburg, Orange	1
Greenville, Monroe	1
Groveland, Broward	1
Gulf Shores, Escambia	1
Clearwater, Highlands	1
Columbia, Orange	1
Coral Gables, Unknown	1
Crestview, Dade	1
Dade City, Polk	1
Darien, Pasco	1
Delrey Beach, Palm Beach	1
Arcadia, Charlotte	1
Aspen, Palm Beach	1
Atl, Broward	1
Atlanta, Broward	1
Aurburndale, Polk	1
Aventura, Unknown	1
Azalea Park, Sarasota	1
Biscayne Park, Broward	1
Alpharetta, Alachua	1
Apalachicola, Leon	1
Brooksville, Columbia	1
Bryn Mawr, Collier	1
Canfield, Duval	1
Naugatuck, Lee	1
Myakka, Duval	1
Newport Beach, Palm Beach	1
North Adams, Manatee	1
North Little Rock, Palm Beach	1
Northville, Broward	1
Ocala, Indian River	1
Ocoee, Broward	1
Ocoee, Polk	1
New Vernon, Sarasota	1
New York, Broward	1
Missing, Hendry	1
Missing, Baker	1
Milford, Palm Beach	1
Minneapolis, Broward	1
Hilliard, Dade	1
Hollywood, Leon	1
Homestead, Monroe	1
Humble, Broward	1
Harrison, Dade	1
Havanna, Gadsden	1
Jacksonville, Flagler	1
Jacksonville, Palm Beach	1
Johns Island, Wakulla	1
Knoxville, Duval	1
Lake City, Volusia	1
Maitland, Unknown	1
Matlacha Island, Lee	1
Melbourne, Dade	1
Melbourne, Orange	1
Miami Beach, Palm Beach	1

# COVID-19: characteristics of 2,249,210 Florida resident cases

Data through May 15, 2021 verified as of May 16, 2021 at 09:25 AM

Data in this report are provisional and subject to change.

The table below includes the cities and counties of residence for cases in Florida residents based on the patient's ZIP Code. Note that city is not always received as part of the initial notification and may be missing while the case is being investigated.

City and county	Cases
Miami Granders, Dade	1
Los Angeles, Polk	1
Lakeland, Pasco	1
Conifer, Lee	1
Clarksboro, Lee	1
Chipley, Holmes	1
Celebration, Palm Beach	1
Chattanooga, Dade	1
Elbow Lake, Palm Beach	1
Dunellen, Dade	1
Eatonville, Seminole	1
Diamond, Highlands	1
Doral, Broward	1
Cutler Bay, Broward	1
Dale City, Dade	1
Daniel Island, Bay	1
Boston, Dade	1
Brewster, Volusia	1
Bryn Mawr, Palm Beach	1
Burkeville, Brevard	1
Camden Wyoming, Duval	1
Boca Raton,, Palm Beach	1
Bear Grass, Palm Beach	1
Azalea Park, Osceola	1
Altamonte, Orange	1
Alva, Collier	1
Amelia Village, Nassau	1
Allentown, Putnam	1
Apple Creek, Citrus	1
Barefoot Beach, Lee	1
Battle Creek, Manatee	1
Avon, Manatee	1
Aventura, Osceola	1
Fortwalton Beach, Okaloosa	1
Garland, Orange	1
Fort Denaud, Glades	1
Fort Meyers, Lee	1
FI State Lot, Leon	1
Flamingo Lodge, Dade	1
Fairless Hills, Broward	1
Everett, Dade	1
Homer, Escambia	1
Havana, Leon	1
Hialeah, Unknown	1
Hickory, Lee	1
Longwood, Orange	1
Lehigh Cares, Lee	1
Live Oak, Columbia	1
Loganville, Orange	1
Lake Mary, Lake	1
Lansdale, Lake	1
Lapeer, Manatee	1
Jeffersonville, Broward	1
Oviedo, Leon	1
Old Town, Gilchrist	1
Opa Locka, Polk	1
Orem, Sarasota	1
Ocean City, Broward	1
Newtown, Dade	1

# COVID-19: characteristics of 2,249,210 Florida resident cases

Data through May 15, 2021 verified as of May 16, 2021 at 09:25 AM

Data in this report are provisional and subject to change.

The table below includes the cities and counties of residence for cases in Florida residents based on the patient's ZIP Code. Note that city is not always received as part of the initial notification and may be missing while the case is being investigated.

City and county	Cases
Miami, Charlotte	1
Miamii, Dade	1
Miami Garden, Unknown	1
Middleburg, Duval	1
Midland, Osceola	1
Missing, Hamilton	1
Missing, Wakulla	1
Monterey, Broward	1
Mumford, Manatee	1
N/A, Duval	1
Naples, Alachua	1
San Antonio, Dade	1
Sanford, Palm Beach	1
Sebastian, Lake	1
Ridgewood, Broward	1
Riverview, Manatee	1
Rochester, Broward	1
Roseland, Palm Beach	1
Republic, Monroe	1
Richmond, Palm Beach	1
Russellville, Hillsborough	1
Saint Augustine, Okaloosa	1
Ponte Vedra Beach, Orange	1
Port Orange , Volusia	1
Port Saint Lucie, Indian River	1
Porter Ranch, Dade	1
Raiford, Bradford	1
Pompano Beach, Alachua	1
Woodland Hills, Brevard	1
Youngstown, Calhoun	1
Yulee, Duval	1
Westerville, Hillsborough	1
University Of Central Fl, Pasco	1
Wesley Chapel, Hillsborough	1
Windermere, Okaloosa	1
Winter Garden, Hillsborough	1
Wilton Manors, Dade	1
Wilbur By The Sea, Volusia	1
Willowbrook, Lee	1
Wilmington, Pasco	1
Village Of Palm Springs, Palm Beach	1
Virginia Beach, Alachua	1
Wayne, Palm Beach	1
Webster, Pasco	1
Wekiva Springs, Orange	1
Union City, Bradford	1
Steinhatchee, Alachua	1
Tower Lakes, Lee	1
Tallahassee, Wakulla	1
Tampa, Escambia	1
Tampa, Manatee	1
Tangerine, Lake	1
Palm Coast, Duval	1
Orlando, Union	1
Ovido, Seminole	1
Oxford, Palm Beach	1
Opalocka, Dade	1
North Canton, Palm Beach	1
Oakland, Leon	1

# COVID-19: characteristics of 2,249,210 Florida resident cases

Data through May 15, 2021 verified as of May 16, 2021 at 09:25 AM

Data in this report are provisional and subject to change.

The table below includes the cities and counties of residence for cases in Florida residents based on the patient's ZIP Code. Note that city is not always received as part of the initial notification and may be missing while the case is being investigated.

City and county	Cases
Ocala, Alachua	1
Okeechobee, St. Lucie	1
Miami, Collier	1
Miami, St. Lucie	1
Marshall, Palm Beach	1
New Richmond, Volusia	1
Steinhatchee, Madison	1
Spring Park, Alachua	1
South Burlington, Orange	1
Sarasota, Charlotte	1
Sarasota, Hillsborough	1
Shannon, Collier	1
Soddy Daisy, Broward	1
Soldotna, Broward	1
Saint Cloud, Lee	1
Saint Johns, Orange	1
San Antonio, Sarasota	1
Sanford, Volusia	1
Rio Dell, Volusia	1
Rochelle, Volusia	1
Port Saint Lucie, Orange	1
Princeton, Alachua	1
Provincetown, Collier	1
Panama City, Walton	1
Perry, Leon	1
Perth Amboy, Monroe	1
Winter Park, Osceola	1
Wood River, Polk	1
Worcester, Palm Beach	1
Wheaton, Lee	1
Wilmington, Broward	1
Wesley Chapel, Alachua	1
Umatilla, Alachua	1
University Of Central Florida, Monroe	1
Tampa, Volusia	1
Tangerine, Seminole	1
Tamarac, Seminole	1
Virginia Beach, Hernando	1
Waco, Broward	1
Washington, Broward	1
Tewksbury, Orange	1
Toms River, Dade	1
Winter Park, Alachua	1
Bronx, Broward	1
Carol Stream, Orange	1
Castleberry, Escambia	1
Buffalo, Palm Beach	1
Bryant, Alachua	1
Alanson, Bay	1
Aollywoss, Dade	1
Apo, Pasco	1
Apopka, Flagler	1
Belleair, Hillsborough	1
Bohealia, Lee	1
Blowing Rock, Polk	1
Dorchester, Orange	1
Estero, Collier	1
Fanning Springs, Levy	1
Felton, Manatee	1

# COVID-19: characteristics of 2,249,210 Florida resident cases

Data through May 15, 2021 verified as of May 16, 2021 at 09:25 AM

Data in this report are provisional and subject to change.

The table below includes the cities and counties of residence for cases in Florida residents based on the patient's ZIP Code. Note that city is not always received as part of the initial notification and may be missing while the case is being investigated.

City and county	Cases
Deland, Polk	1
Cumberland, Palm Beach	1
Dade City, Hillsborough	1
Dallas, Lee	1
De Leon Springs, Putnam	1
Dearborn, Lee	1
Clear Brook, Lee	1
Charlotte, Pasco	1
Crestview, Holmes	1
College Station, Lake	1
Columbus, Brevard	1
Cookeville, Seminole	1
Cooksville, Duval	1
Fort Myers, Dade	1
Floral, Escambia	1
Gainesville, Baker	1
Gilmer, Dade	1
Grassy Key, Monroe	1
Haledon, Dade	1
Jacksonville, Manatee	1
Jamaica, Broward	1
Kingsland, Duval	1
Kissimmee, Brevard	1
Haverford, Hillsborough	1
Herrin, Orange	1
Jersey City, Polk	1
Miamf, Dade	1
Miami G, Dade	1
Marianna, Calhoun	1
Los Angeles, Palm Beach	1
Lyndhurst, Broward	1
Magnolia Square, Osceola	1
Maitland, Alachua	1
Labelle, Dade	1
Lake In The Hills, Columbia	1
Lake Placid, Alachua	1
Lake Worth Beach, Broward	1
Lemoyne, Manatee	1
Lawrence Township, Palm Beach	1
Lander, Citrus	1
Las Vegas, Orange	1
Zolfo Springs, Polk	1
Westbrook, Dade	1
Wichita, Volusia	1
Winder Garden, Orange	1
Windermere, Leon	1
Windermere, Osceola	1
Windermere, Seminole	1
Winter Garden, Broward	1
Wells, Polk	1
Winter Garden, Pinellas	1
Yukon, Broward	1
Winter Park, Broward	1
Sun City Center, Hardee	1
Spring Hill , Hernando	1
Spring Hill, Dade	1
Starke, Clay	1
Stone Mountain, Palm Beach	1
Shelton, Manatee	1



# COVID-19: characteristics of 2,249,210 Florida resident cases

Data through May 15, 2021 verified as of May 16, 2021 at 09:25 AM

Data in this report are provisional and subject to change.

The table below includes the cities and counties of residence for cases in Florida residents based on the patient's ZIP Code. Note that city is not always received as part of the initial notification and may be missing while the case is being investigated.

City and county	Cases
Sodus, Charlotte	1
Sarasota, Flagler	1
Saxis, Lee	1
Schenectady, Polk	1
Sebring, Lee	1
Washington, Unknown	1
Tulsa, Orange	1
Tiffin, Highlands	1
Tallahassee, Duval	1
Tampa, Palm Beach	1
Tavares, Marion	1
Temple Terrace, Pasco	1
Navarre, Dade	1
New Orleans, Palm Beach	1
Newark, Broward	1
Newburgh, Bay	1
Orange City, Seminole	1
Orange Park , Duval	1
Orem, Broward	1
Orlando, Columbia	1
Orlando, Indian River	1
Orlando, Sarasota	1
Old Town, Alachua	1
Omaha, Palm Beach	1
Ona, Manatee	1
Ocoee, Osceola	1
Okeechobee, Broward	1
North Pole, Seminole	1
North Port, Lee	1
Plantation, Orange	1
Pompano Beach, Martin	1
Potomac, Palm Beach	1
Port Everglades, Broward	1
Oviedo, Brevard	1
Pacifica, Dade	1
Parker, Dade	1
Parker, Leon	1
Palm Coast, Polk	1
Saint Petersburg, St. Lucie	1
Sandford, Seminole	1
Saint Johns, Unknown	1
Rye, Duval	1
Rex, Duval	1
Littleton, Dade	1
Los Angeles, Hardee	1
Macdill Air Force Base, Hillsborough	1
Manchester, Okaloosa	1
Margate, Dade	1
Marshall, Dade	1
Medford, Palm Beach	1
Miami, Manatee	1
Miami Beach, Broward	1
Middlesburg, Duval	1
Lewisburg, Pasco	1
Leesburg, Marion	1
Lake City, Hamilton	1
La Grange, Dade	1
Harrison, Pinellas	1
Holly Ridge, Orange	1

# COVID-19: characteristics of 2,249,210 Florida resident cases

Data through May 15, 2021 verified as of May 16, 2021 at 09:25 AM

Data in this report are provisional and subject to change.

The table below includes the cities and counties of residence for cases in Florida residents based on the patient's ZIP Code. Note that city is not always received as part of the initial notification and may be missing while the case is being investigated.

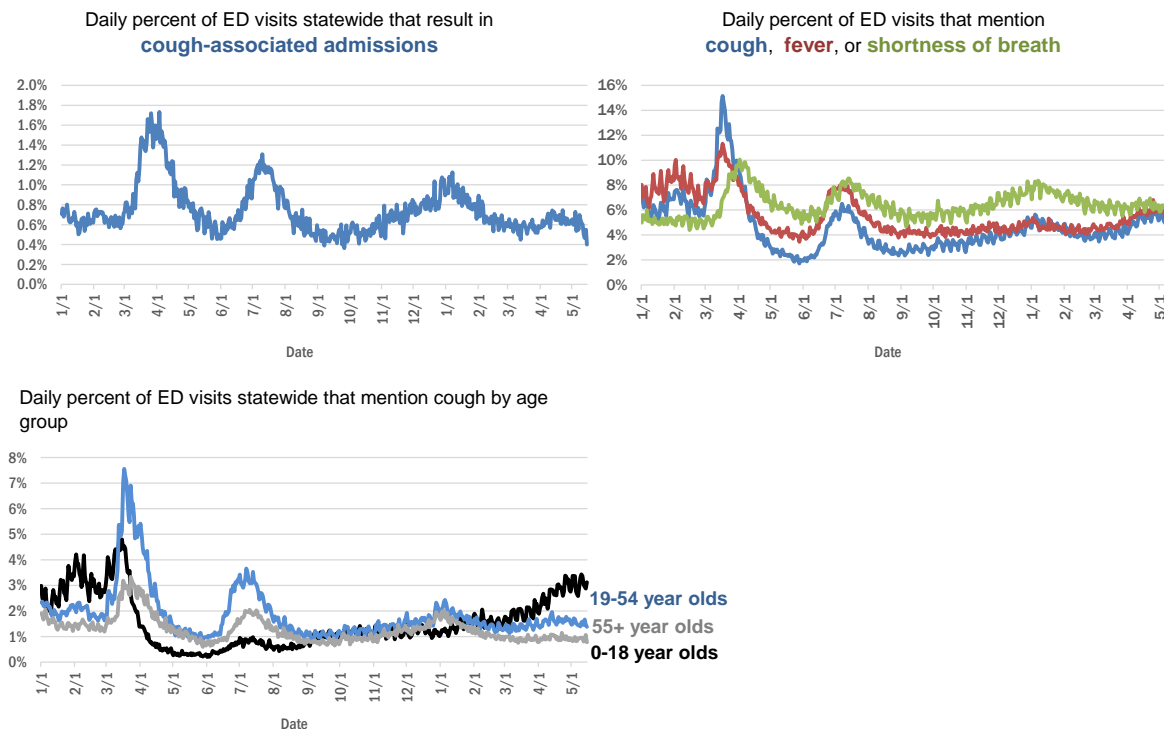
City and county	Cases
Homeless, Polk	1
Homosassa, Hernando	1
Homosassa, Citrus	1
Jerusalem, St. Johns	1
Foley, Escambia	1
Granada Hills, Broward	1
Guilford, Dade	1
Fort Myers, Manatee	1
Fort Myers, Unknown	1
Fort Myers-, Lee	1
Gainesville, Duval	1
Cuttler Bay, Dade	1
Cypress, Leon	1
Deland, St. Lucie	1
Deltona, Orange	1
Davenport, Orange	1
Daytona Beach, Unknown	1
East Hampton, Palm Beach	1
Altoona, Marion	1
Argyle, Walton	1
Athens, Duval	1
Bogota, Orange	1
Bal Harbor, Dade	1
Bridgeport, Dade	1
Bronx, Palm Beach	1
Bradenton, Dade	1
Bradenton, Osceola	1
Cambridge, Broward	1
Clermont, Seminole	1
Clermont, Volusia	1
Clewiston, Glades	1
Coconut Creek, Dade	1
Columbus, Dade	1
Conway, Leon	1
Coventry, Broward	1
<b>Total</b>	<b>2,249,210</b>

# COVID-19: additional surveillance information

Data through May 15, 2021 verified as of May 16, 2021 at 09:25 AM

Data in this report are provisional and subject to change.

## Statewide emergency department (ED) chief complaint and admission data



The Electronic Surveillance System for the Early Notification of Community-Based Epidemics (ESSENCE-FL) includes chief complaint data from 211 of 211 Florida EDs. Data are transmitted electronically to ESSENCE-FL daily or hourly.

# COVID-19: testing by laboratory

Data through May 15, 2021 verified as of May 16, 2021 at 09:25 AM

Data in this report are provisional and subject to change.

The numbers in the table below represent the number of Florida and non-Florida residents for whom test results were received by the Department of Health. A person can be tested by more than one laboratory and can have both positive and negative results. **Therefore, the sum of the numbers in each column will be larger than the total number of people tested.**

Reporting lab	Inconclusive	Negative	Positive	Percent positive	Total
CURATIVE LABS	16,763	1,850,931	288,026	13%	2,155,720
LABORATORY CORPORATION OF AMERICA	2,679	1,729,176	233,820	12%	1,965,675
QUEST DIAGNOSTICS	12,554	1,447,307	211,522	13%	1,671,383
BIO REFERENCE LABORATORIES, INC	7,571	995,467	191,459	16%	1,194,497
HELIX	10,984	793,510	136,949	15%	941,443
REALTOX LABS LLC	7,095	635,486	104,229	14%	746,810
NOMI_HEALTH	3,780	622,829	83,950	12%	710,559
RCA LABORATORY SERVICES, LLC/GENETWORX		519,210	57,575	10%	576,785
PALM BEACH BALLPARK		431,160	48,328	10%	479,488
GENETWORX	661	390,596	33,004	8%	424,261
PWNHEALTH	2,435	359,107	49,047	12%	410,589
CDR MAGUIRE - HEALTH CARE CENTER		338,620	51,564	13%	390,184
IMPACT HEALTH BIOMETRIC TESTING, INC	1,056	240,909	28,941	11%	270,906
BPHL-JACKSONVILLE	18	209,542	35,805	15%	245,365
EAST FLORIDA STATE COLLEGE - BREVARD		212,886	26,986	11%	239,872
ADVENTHEALTH LAB	99	198,305	25,304	11%	223,708
FULGENT DIAGNOSTICS LABORATORY	4,255	185,948	21,387	10%	211,590
BPHL-MIAMI	225	181,910	29,383	14%	211,518
NOMI HEALTH LAB SERVICES		172,682	20,009	10%	192,691
MAKO GENOMICS	8,275	147,321	27,142	15%	182,738
AEGIS SCIENCES CORPORATION	1,494	148,785	22,998	13%	173,277
CB SMITH PARK		150,114	18,793	11%	168,907
BAYCARE LABORATORIES LLC	695	154,461	12,774	8%	167,930
MAYO CLINIC LABORATORIES	346	147,748	18,071	11%	166,165
MEMORIAL REGIONAL HOSPITAL SOUTH	31	131,092	26,037	17%	157,160
ORLANDO HEALTH SYSTEM	687	141,184	14,123	9%	155,994
ELABNETWORK	1,059	139,973	12,036	8%	153,068
ASCENSION SACRED HEART HOSPITAL - PENSACOLA	2	119,607	18,217	13%	137,826
BIOCOLLECTIONS WORLDWIDE, INC	781	120,507	13,979	10%	135,267
AKESOGEN		108,150	20,813	16%	128,963
NORTHWEST LABORATORY	247	121,160	6,479	5%	127,886
TESTING MATTERS INC	1,503	105,711	19,952	16%	127,166
BPHL-TAMPA (SPECTRUM BLVD)	46	99,402	18,283	16%	117,731
UF HEALTH MEDICAL LAB	33	105,529	9,899	9%	115,461
ADVENT HEALTH LAB	112	101,258	13,955	12%	115,325
TAMPA GENERAL HOSPITAL	4	105,096	9,981	9%	115,081
MEDICAL DIAGNOSTIC LABORATORIES	977	98,618	14,224	12%	113,819
BAPTIST HEALTH SOUTH FLORIDA	402	92,653	13,603	13%	106,658
DIATHERIX LABORATORIES (VRL EUROFINS)	1	92,545	13,576	13%	106,122
KORVALABS, INC	1,286	92,776	4,758	5%	98,820
SUNPATH MEDICAL DIAGNOSTICS LABORATORY	849	80,969	12,488	13%	94,306
LAKELAND REGIONAL MEDICAL CENTER	305	77,880	10,025	11%	88,210
ASCENSION ST VINCENT'S - RIVERSIDE	2	77,422	10,753	12%	88,177
JACKSON MEMORIAL HOSPITAL CLINICAL LAB	79	74,833	12,609	14%	87,521
SOUTH MIAMI HOSPITAL LAB	483	76,043	10,416	12%	86,942
MINUTECLINIC LLC		71,210	11,617	14%	82,827

# COVID-19: testing by laboratory

Data through May 15, 2021 verified as of May 16, 2021 at 09:25 AM

Data in this report are provisional and subject to change.

The numbers in the table below represent the number of Florida and non-Florida residents for whom test results were received by the Department of Health. A person can be tested by more than one laboratory and can have both positive and negative results. **Therefore, the sum of the numbers in each column will be larger than the total number of people tested.**

Reporting lab	Inconclusive	Negative	Positive	Percent positive	Total
INGENIOUS PERSONALIZED MEDICINE	272	66,649	13,121	16%	80,042
UF HEALTH SHANDS HOSPITAL	545	69,422	4,928	7%	74,895
AMERICAN HEALTH ASSOCIATES	9	67,843	5,494	7%	73,346
APPLIED INGENUITY DIAGNOSTICS LLC		66,510	3,426	5%	69,936
AIT LABORATORIES		56,768	6,947	11%	63,715
BAPTIST HEALTH - JACKSONVILLE	4	57,827	4,282	7%	62,113
GENESIS REFERENCE LABORATORIES		55,052	5,550	9%	60,602
ADVENTIST HEALTH SYSTEMS SUNBELT INC DBA		52,066	6,753	11%	58,819
AMELIA EARTHART		49,959	8,157	14%	58,116
SARASOTA MEMORIAL HOSPITAL MAIN LAB	12	52,218	4,260	8%	56,490
NICKLAUS CHILDREN'S HOSPITAL	75	49,395	5,994	11%	55,464
BROWARD GENERAL MEDICAL CENTER-CLINICAL LAB	2	49,366	5,304	10%	54,672
TALLAHASSEE MEMORIAL HOSPITAL	242	48,622	5,702	10%	54,566
ARUP LABORATORIES	16	50,115	2,926	6%	53,057
FLORIDA HOSPITAL - TAMPA	37	47,961	3,695	7%	51,693
MEDFAST URGENT CARE CENTERS, LLC	20	44,178	6,576	13%	50,774
DWIC OF TAMPA BAY INC		43,443	5,915	12%	49,358
INTEGRATED REGIONAL LABORATORIES LLP	16	41,698	5,803	12%	47,517
VIRACOR EUROFINIS		36,106	9,851	21%	45,957
MILLENNIUM PHYSICIAN GROUP	17	38,297	7,510	16%	45,824
UNIVERSITY OF MIAMI HOSPITAL	160	41,585	4,052	9%	45,797
LEE HEALTH - CAPE CORAL HOSPITAL	3	39,292	6,186	14%	45,481
UF HEALTH JACKSONVILLE	61	39,624	4,409	10%	44,094
ECCO LAB GROUP CO	547	36,900	4,814	11%	42,261
MOUNT SINAI MEDICAL CENTER	16	35,696	3,704	9%	39,416
NORTH FLORIDA REGIONAL MEDICAL CENTER		35,123	3,792	10%	38,915
ST JOSEPHS HOSPITAL LABORATORY	23	34,338	4,258	11%	38,619
NIGHT LITE PEDIATRIC CENTER LLC		34,739	3,562	9%	38,301
BRANDON REGIONAL HOSPITAL		33,360	4,289	11%	37,649
ORANGE COUNTY CONVENTION CENTER		33,330	3,724	10%	37,054
GENESIS MEDICAL LABORATORY	477	30,777	5,299	14%	36,553
STS LAB 2 LLC	6	34,623	1,890	5%	36,519
WALGREENS	38	30,493	5,615	16%	36,146
MIAMI DADE COUNTY		32,091	3,527	10%	35,618
JUPITER MEDICAL CENTER LAB	88	31,651	3,012	9%	34,751
JFK MEDICAL CENTER LAB	1	30,162	3,736	11%	33,899
HOLY CROSS HOSPITAL CLINICAL LAB	1	30,406	2,786	8%	33,193
PALMETTO GENERAL HOSPITAL LAB	3	27,957	5,220	16%	33,180
WATSON CLINIC LLP		26,043	6,080	19%	32,123
AVENTUS BIO LABS	17	27,326	3,680	12%	31,023
CLEVELAND CLINIC TRADITION HOSPITAL		27,388	2,249	8%	29,637
CLEVELAND CLINIC HOSPITAL LAB	4	26,024	2,697	9%	28,725
INFINITY BIOLOGIX LLC (GINKO BIOWORKS)	118	27,088	1,252	4%	28,458
MALABAR MEDICAL WALK IN CLINIC	1	23,620	4,628	16%	28,249

# COVID-19: testing by laboratory

Data through May 15, 2021 verified as of May 16, 2021 at 09:25 AM

Data in this report are provisional and subject to change.

The numbers in the table below represent the number of Florida and non-Florida residents for whom test results were received by the Department of Health. A person can be tested by more than one laboratory and can have both positive and negative results. **Therefore, the sum of the numbers in each column will be larger than the total number of people tested.**

Reporting lab	Inconclusive	Negative	Positive	Percent positive	Total
MIAMI BEACH CONVENTION CENTER		26,105	2,111	7%	28,216
HEALTHLINK DIAGNOSTIC LABORATORIES	301	25,295	2,491	9%	28,087
ACCESS DX LABORATORY	234	24,629	2,163	8%	27,026
MORTON PLANT HOSPITAL-ADLER INSTITUTE	26	23,987	2,909	11%	26,922
SAINT MARY'S MEDICAL CENTER	27	23,138	2,520	10%	25,685
UNITED CLINICAL LABORATORY LLC	3	22,705	2,810	11%	25,518
LAB DIAGNOSTICS LLC	401	19,411	5,393	21%	25,205
DRS CLACK SPENCER WHITE & MCCORMACK PA D/B/A		22,508	2,185	9%	24,693
BAYFRONT HEALTH - ST PETERSBURG	17	21,662	2,722	11%	24,401
PANCARE OF FLORIDA INC		21,333	2,574	11%	23,907
STATLAB_MOBILE	1	20,547	2,064	9%	22,612
NAPLES COMMUNITY HOSPITAL	76	20,075	2,082	9%	22,233
PATIENTS FIRST LAKE ELLA MEDICAL CENTER PA		18,645	3,346	15%	21,991
VISTA CLINICAL DIAGNOSTICS	494	19,135	2,253	10%	21,882
HOMESTEAD HOSPITAL CLINICAL LABORATORY	27	17,981	3,678	17%	21,686
CLARITY LAB SOLUTIONS	118	19,292	2,198	10%	21,608
LEESBURG REGIONAL MEDICAL CENTER		18,998	2,562	12%	21,560
LAWNWOOD REGIONAL MEDICAL CENTER	1	19,011	2,516	12%	21,528
SYNERGY DIAGNOSTIC LABORATORY	98	18,561	2,509	12%	21,168
OSCEOLA REGIONAL MEDICAL CENTER	1	18,558	2,527	12%	21,086
NORTHWEST MEDICAL CENTER	1	18,564	2,489	12%	21,054
ADVENT HEALTH - DAYTONA BEACH	32	18,890	1,798	9%	20,720
MEMORIAL HOSPITAL JACKSONVILLE	8	17,690	2,934	14%	20,632
EXACT SCIENCES LABORATORIES	1	18,177	2,309	11%	20,487
ORANGE PARK MEDICAL CENTER	9	16,995	2,909	15%	19,913
BETHESDA HOSPITAL EAST		18,010	1,718	9%	19,728
LABS ASAP LLC		17,908	1,663	8%	19,571
OAK HILL HOSPITAL		17,424	2,096	11%	19,520
DELRAY MEDICAL CENTER LAB	3	17,451	1,847	10%	19,301
MEMORIAL REGIONAL HOSPITAL CLINICAL LABORATORY	11	17,856	1,159	6%	19,026
MEDRITE MEDICAL CARE, PC	6,840	11,059	1,058	6%	18,957
INDIAN RIVER PATHOLOGY LLC		17,503	1,351	7%	18,854
BAPTIST HEALTH - SOUTH		17,190	1,365	7%	18,555
WEST KENDALL BAPTIST HOSPITAL	14	15,201	3,340	18%	18,555
NEMOURS CHILDRENS HOSPITAL	1	17,408	1,094	6%	18,503
ADVENTHEALTH CENTRA CARE LAKE BUENA VISTA		16,011	2,201	12%	18,212
LARGO MEDICAL CENTER		15,955	1,877	11%	17,832
WINTER HAVEN HOSPITAL CLINICAL LABORATORY	4	15,043	2,648	15%	17,695
MOLECULAR INFECTIOUS DISEASES	665	16,040	747	4%	17,452
HEALTH CENTER AT SINAI RESIDENCES		16,924	506	3%	17,430
MEDICAL CENTER OF TRINITY CLINICAL LABORATORY	2	15,639	1,745	10%	17,386
PALMS WEST HOSPITAL LAB	2	15,045	2,213	13%	17,260
BIOCERNA LABS	461	14,582	2,112	12%	17,155
ACCESS MEDICAL LABORATORIES	4	8,756	8,336	49%	17,096

# COVID-19: testing by laboratory

Data through May 15, 2021 verified as of May 16, 2021 at 09:25 AM

Data in this report are provisional and subject to change.

The numbers in the table below represent the number of Florida and non-Florida residents for whom test results were received by the Department of Health. A person can be tested by more than one laboratory and can have both positive and negative results. **Therefore, the sum of the numbers in each column will be larger than the total number of people tested.**

Reporting lab	Inconclusive	Negative	Positive	Percent positive	Total
NATIONWIDE LABORATORY SERVICES INC	565	14,435	1,899	11%	16,899
THE HEALTHCARE DISTRICT OF PALM BEACH COUNTY	51	14,633	2,063	12%	16,747
FULGENT DIAGNOSTICS	172	15,473	1,009	6%	16,654
UHEALTH CORAL GABLES/LENNAR MED CTR	55	15,421	1,105	7%	16,581
BAPTIST HEALTHCARE - BAPTIST HOSPITAL	6	13,170	3,345	20%	16,521
LEE HEALTH - LEE MEMORIAL HOSPITAL		12,681	3,827	23%	16,508
MERCY HOSPITAL A CAMPUS OF PLANTATION GEN HOSP LAB	1	14,049	2,378	14%	16,428
WELLINGTON REGIONAL MED CTR LAB	6	14,468	1,798	11%	16,272
WEST FLORIDA HOSPITAL LAB	2	13,010	3,213	20%	16,225
PRIVA PATH LABS	83	15,078	1,023	6%	16,184
GOOD SAMARITAN MEDICAL CENTER LAB	2	14,178	1,991	12%	16,171
WESTSIDE REGIONAL MED CTR	2	13,855	2,308	14%	16,165
REGIONAL MEDICAL CENTER BAYONET POINT	2	14,755	1,283	8%	16,040
LEE DAVIS COMMUNITY RESOURCE CENTER		13,608	2,277	14%	15,885
THE VILLAGES REGIONAL HOSPITAL		13,954	1,455	9%	15,409
GULF COAST MEDICAL CENTER MICROLAB		12,101	3,191	21%	15,292
CARDIOPATH	84	13,146	1,930	13%	15,160
AVENTURA HOSPITAL LAB		12,390	2,738	18%	15,128
CORAL GABLES HOSPITAL CLINICAL LABORATORY		12,880	2,144	14%	15,024
NONA SCIENTIFIC	5	11,552	3,181	22%	14,738
CAPITAL REGIONAL MEDICAL CTR		12,138	2,571	17%	14,709
BAPTIST HEALTH SOUTH FLORIDA - WEST KENDALL URGENT CARE		12,260	2,387	16%	14,647
PRECISION HEALTH RESOURCES LLC		13,602	947	7%	14,549
INDIAN RIVER MEDICAL CENTER LAB		13,669	852	6%	14,521
WEST BOCA MEDICAL CENTER LAB		13,476	1,032	7%	14,508
BLAKE MEDICAL CENTER		12,833	1,662	11%	14,495
HALIFAX MEDICAL CENTER LAB	40	12,187	2,079	15%	14,306
LEE HEALTH - HEALTH PARK MEDICAL CENTER		12,045	2,185	15%	14,230
MANATEE MEMORIAL HOSPITAL		12,959	1,172	8%	14,131
PALM BEACH GARDENS MEDICAL CTR LAB		12,501	1,331	10%	13,832
FAU		12,632	1,146	8%	13,778
CernerELR_Advent		12,083	1,623	12%	13,706
ST ANTHONY'S HOSPITAL LAB	30	12,000	1,673	12%	13,703
PHYSICIANS REGIONAL MEDICAL CENTER - PINE RIDGE RD	1	12,384	1,311	10%	13,696
PLANTATION GENERAL HOSPITAL		11,482	2,028	15%	13,510
LAKE CITY MEDICAL CENTER		10,955	2,354	18%	13,309
ST JOSEPHS HOSPITAL	18	11,201	1,911	15%	13,130
FLORIDA HOSPITAL HEARTLAND MED CTR CLINICAL LAB	33	11,448	1,597	12%	13,078
FLORIDA LABORATORY ANALYSIS		11,381	1,579	12%	12,960
FLORIDA MEDICAL CENTER - A CAMPUS OF NORTH SHORE	2	11,381	1,531	12%	12,914
ADVENTHEALTH CENTRA CARE WATERFORD LAKES		10,760	2,095	16%	12,855
GENOVA DIAGNOSTICS LABORATORY	70	11,524	1,140	9%	12,734
PATHNOSTICS	46	10,203	2,475	19%	12,724
LARKIN COMMUNITY HOSPITAL	10	11,112	1,589	13%	12,711
CENTRAL FLORIDA REGIONAL HOSPITAL		11,302	1,298	10%	12,600
JOHNS HOPKINS ALL CHILDREN'S HOSPITAL		11,674	736	6%	12,410

# COVID-19: testing by laboratory

Data through May 15, 2021 verified as of May 16, 2021 at 09:25 AM

Data in this report are provisional and subject to change.

The numbers in the table below represent the number of Florida and non-Florida residents for whom test results were received by the Department of Health. A person can be tested by more than one laboratory and can have both positive and negative results. **Therefore, the sum of the numbers in each column will be larger than the total number of people tested.**

Reporting lab	Inconclusive	Negative	Positive	Percent positive	Total
ADVENT HEALTH - WESLEY CHAPEL	14	11,191	1,153	9%	12,358
EXPRESS GENE MOLECULAR DIAGNOSTICS LABORATORY	1	10,744	1,586	13%	12,331
NORTHSIDE HOSPITAL AND HEART INSTITUTE		11,150	1,174	10%	12,324
DOCTORS HOSPITAL	7	10,417	1,885	15%	12,309
MEASE COUNTRYSIDE LAB	14	10,816	1,344	11%	12,174
LAKE CITY HM		11,147	988	8%	12,135
BINAXNOW	10	9,185	2,936	24%	12,131
VIKOR SCIENTIFIC	49	10,183	1,899	16%	12,131
COAST DIAGNOSTICS LLC	54	10,741	1,289	11%	12,084
CORAL SPRINGS MED CTR		10,911	1,173	10%	12,084
PWN HEALTH	17	9,961	2,088	17%	12,066
HEALTHQUEST ESOTERICS		10,348	1,666	14%	12,014
FLORIDA HOSPITAL DELAND	10	10,552	1,421	12%	11,983
ADVENTHEALTH CENTRA CARE ST CLOUD	1	10,239	1,703	14%	11,943
FLORIDA HOSPITAL WATERMAN LABORATORY	70	10,997	865	7%	11,932
BAPTIST HEALTH SOUTH FLORIDA - COUNTRY WALK URGENT CARE		9,856	2,034	17%	11,890
ST MARKS HOSPITAL LABORATORY B	78	10,627	1,002	9%	11,707
WEST PALM HOSPITAL LAB		10,759	872	7%	11,631
SARKIS CLINICAL TRIALS	25	10,215	1,387	12%	11,627
AMERICAN FAMILY CARE	1	7,029	4,542	39%	11,572
GENE BY GENE, GENOMICS RESEARCH CENTER LAB	44	10,752	711	6%	11,507
LEON MEDICAL CENTERS LLC		9,201	2,253	20%	11,454
SYNERGY LABORATORIES	37	10,149	1,233	11%	11,419
H LEE MOFFITT CANCER CENTER LABORATORY	4	10,987	292	3%	11,283
FLORIDA HOSPITAL FLAGLER	29	10,163	1,010	9%	11,202
NCF DIAGNOSTICS & DNA TECHNOLOGIES LAB	276	10,318	575	5%	11,169
MEDARBOR DIAGNOSTICS	1	9,732	1,162	11%	10,895
OCALA REGIONAL MEDICAL CENTER		9,567	1,302	12%	10,869
FLORIDA HOSPITAL Ocala		9,700	1,148	11%	10,848
BROWARD HEALTH NORTH CLINICAL LABORATORY		9,580	1,173	11%	10,753
NCH DOWNTOWN NAPLES HOSPITAL	18	9,804	846	8%	10,668
LABSTAT LLC	26	10,096	493	5%	10,615
INDIAN RIVER MEDICAL CENTER		9,345	1,148	11%	10,493
FLORIDA HOSPITAL OF CARROLLWOOD	23	8,978	1,491	14%	10,492
NORTH SHORE MEDICAL CENTER		8,786	1,702	16%	10,488
LARKIN COMMUNITY HOSPITAL INC DBA CARDIOTROPIC		6,819	3,620	35%	10,439
ADVENTHEALTH CENTRA CARE CLERMONT		8,975	1,447	14%	10,422
AVECINA MEDICAL	4	6,210	4,137	40%	10,351
FIRST CHOICE LABORATORY LLC	112	9,616	620	6%	10,348
LEE HEALTH - GULF COAST MEDICAL CENTER	2	8,498	1,830	18%	10,330
FLORIDA HOSPITAL ZEPHYRHILLS	10	9,082	1,141	11%	10,233
NCH NORTH NAPLES HOSPITAL	10	9,250	936	9%	10,196
SANTA ROSA MEDICAL CENTER	2	8,605	1,565	15%	10,172
LEE HEALTH CONVENIENT CARE - PAGE FIELD		9,084	1,066	11%	10,150
ADVENTHEALTH CENTRA CARE UNIVERSITY	1	8,941	1,199	12%	10,141
ANNE BATES LEACH EYE HOSPITAL/ ABLEH MICROBIOLOGY LABORATORY	9	9,884	135	1%	10,028



# COVID-19: testing by laboratory

Data through May 15, 2021 verified as of May 16, 2021 at 09:25 AM

Data in this report are provisional and subject to change.

The numbers in the table below represent the number of Florida and non-Florida residents for whom test results were received by the Department of Health. A person can be tested by more than one laboratory and can have both positive and negative results. **Therefore, the sum of the numbers in each column will be larger than the total number of people tested.**

Reporting lab	Inconclusive	Negative	Positive	Percent positive	Total
P4 CLINICAL, LLC	205	8,826	996	10%	10,027
BAPTIST HEALTH - BEACHES		9,319	700	7%	10,019
ADVENTHEALTH CENTRA CARE WINTER GARDEN	1	8,803	1,141	11%	9,945
ADVENTHEALTH CENTRA CARE WINTER PARK		8,901	1,042	10%	9,943
PARAMOUNT URGENT CARE	4	6,291	3,607	36%	9,902
ST LUCIE MEDICAL CENTER		8,170	1,708	17%	9,878
MINUTECLINIC LLC		8,495	1,370	14%	9,865
SRQ DRIVE THROUGH		8,944	905	9%	9,849
CLEVELAND CLINIC MARTIN NORTH HOSPITAL		8,744	1,019	10%	9,763
AVECINA	20	9,009	705	7%	9,734
BOSTON HEART DIAGNOSTICS CORP		8,475	1,219	13%	9,694
PALM BEACH BALL PARK		8,607	1,039	11%	9,646
CLEVELAND CLINIC MARTIN SOUTH HOSPITAL	1	8,628	1,001	10%	9,630
MEMORIAL HOSPITAL WEST LABORATORY SERVICES	15	8,757	839	9%	9,611
BAPTIST HEALTH SOUTH FLORIDA - MIAMI LAKES URGENT CARE		7,552	2,020	21%	9,572
MEMORIAL HOSPITAL MICRO		8,957	608	6%	9,565
ADVENTHEALTH CENTRA CARE LAKELAND	1	8,225	1,317	14%	9,543
UNIVERSITY HOSPITAL AND MEDICAL CENTER		7,983	1,446	15%	9,429
SOUTH BAY HOSPITAL CLINICAL LAB	1	8,327	980	11%	9,308
BAYCARE COMMUNITY HEALTH		9,078	199	2%	9,277
INFORM DIAGNOSTICS, INC		8,679	530	6%	9,209
ADVENTHEALTH CENTRA CARE HUNTERS CREEK	3	7,900	1,190	13%	9,093
ADVENTHEALTH CENTRA CARE LEE ROAD		8,076	970	11%	9,046
POINCIANA MEDICAL CENTER		7,135	1,891	21%	9,026
WEST MARION COMMUNITY HOSPITAL LAB		7,574	1,418	16%	8,992
CERNERELR_BAYCARE	43	8,320	616	7%	8,979
ADVENTHEALTH EXPRESS CARE		7,423	1,516	17%	8,939
QDX PATHOLOGY SERVICES	2	8,479	424	5%	8,905
ADVENTHEALTH CENTRA CARE SANFORD		7,789	1,105	12%	8,894
FLORIDA HOSPITAL FISH MEMORIAL	19	7,548	1,298	15%	8,865
BAYFRONT HEALTH - PORT CHARLOTTE		8,189	674	8%	8,863
KD MEDICAL CHOICE LLC	5	8,075	774	9%	8,854
LAKEWOOD RANCH MEDICAL CENTER		8,103	681	8%	8,784
ISPM LABS, LLC DBA CAPSTONE DIAGNOSTICS, LLC		8,178	405	5%	8,583
MORTON PLANT-MEASE	5	7,708	848	10%	8,561
ATLANTIS URGENT CARE	12	6,714	1,799	21%	8,525
ADVENTHEALTH CENTRA CARE APOPKA	1	7,252	1,206	14%	8,459
ADVENTHEALTH CENTRA CARE DR PHILLIPS		7,609	846	10%	8,455
ADVENTHEALTH CENTRA CARE LAKE MARY	2	7,362	1,081	13%	8,445
EGLIN AIR FORCE BASE	14	6,585	1,796	21%	8,395
HIALEAH HOSPITAL	4	6,544	1,817	22%	8,365
ADVENTHEALTH CENTRA CARE MOUNT DORA		7,105	1,242	15%	8,347
EMERALD COAST URGENT CARE		6,597	1,746	21%	8,343
ARCPPOINT LABS OF FORT MYERS	5	7,374	960	12%	8,339
BAPTIST HEALTH SOUTH FLORIDA - WESTCHESTER URGENT CARE		6,891	1,442	17%	8,333
SPORTS DRUG TESTING LABORATORY	159	7,936	230	3%	8,325

# COVID-19: testing by laboratory

Data through May 15, 2021 verified as of May 16, 2021 at 09:25 AM

Data in this report are provisional and subject to change.

The numbers in the table below represent the number of Florida and non-Florida residents for whom test results were received by the Department of Health. A person can be tested by more than one laboratory and can have both positive and negative results. **Therefore, the sum of the numbers in each column will be larger than the total number of people tested.**

Reporting lab	Inconclusive	Negative	Positive	Percent positive	Total
ADVENTIST HEALTH SYSTEMS, SUNBELT INC		7,180	1,139	14%	8,319
AVECINA MEDICAL OAKLEAF	3	6,977	1,330	16%	8,310
MINUTECLINIC LLC #1067		7,111	1,160	14%	8,271
ADVENTHEALTH CENTRA CARE KISSIMMEE		7,375	857	10%	8,232
CERNERELR_BAPTISTMIAMI	31	7,313	862	11%	8,206
BAPTIST HEALTH SOUTH FLORIDA - DORAL URGENT CARE		6,517	1,558	19%	8,075
WELLINGTON REGIONAL MEDICAL CENTER		7,407	636	8%	8,043
OVIEDO MEDICAL CENTER		7,168	815	10%	7,983
HOLMES REG MED CENTER CLINICAL LAB		7,117	810	10%	7,927
EMPIRE CITY LABORATORIES INC	99	6,688	1,104	14%	7,891
BAPTIST HEALTH - NASSAU		7,482	378	5%	7,860
GENOSUR LLC	26	7,695	100	1%	7,821
ADVENTHEALTH CENTRA CARE ALTAMONTE		6,794	971	13%	7,765
DYNIX DIAGNOSTIX		6,975	747	10%	7,722
MINUTECLINIC LLC #8396		6,552	1,154	15%	7,706
COMMUNITY HEALTH CENTERS OF PINELLAS INC	2	6,230	1,414	18%	7,646
MEDEXPRESS URGENT CARE OF BOYNTON BEACH LLC		7,018	628	8%	7,646
ST PETERSBURG GENERAL HOSPITAL		6,512	1,083	14%	7,595
NCH NORTH NAPLES HOSPITAL LAB	15	6,733	833	11%	7,581
PARAMOUNT URGENT CARE INC	1	5,033	2,534	33%	7,568
IMPERIAL POINT MEDICAL CENTER		6,907	655	9%	7,562
SUNCOAST PATHOLOGY ASSOCIATES		6,920	624	8%	7,544
MEDEXPRESS URGENT CARE HUDSON		6,454	1,044	14%	7,498
MINUTECLINIC		6,408	1,082	14%	7,490
MEDEXPRESS URGENT CARE	2	5,204	2,242	30%	7,448
ADVENT HEALTH - HEART OF FLORIDA ER	1	6,450	978	13%	7,429
ADVENTHEALTH CENTRA CARE AZALEA PARK		6,296	1,061	14%	7,357
SPECTOR SCIENTIFIC LAB	21	6,183	1,118	15%	7,322
PHARMCO RX	2	6,942	340	5%	7,284
HOLIDAY CVS LLC		6,870	408	6%	7,278
MINUTE CLINIC LLC		6,321	902	12%	7,223
AVERO DIAGNOSTICS - IRVING	11	6,705	478	7%	7,194
AHCC WESLEY CHAPEL		6,353	833	12%	7,186
ST JOSEPHS NORTH HOSPITAL LAB	7	6,085	1,040	15%	7,132
ADVENTHEALTH CENTRA CARE OVIEDO		6,128	982	14%	7,110
CLINICAL REFERENCE LABORATORY	2	6,729	371	5%	7,102
ACUTIS DIAGNOSTICS	171	5,753	1,155	16%	7,079
UNKNOWN	6	3,545	3,495	50%	7,046
MINUTECLINIC LLC #3703		5,715	1,314	19%	7,029
FORT WALTON BEACH MEDICAL CENTER		6,062	950	14%	7,012
FLORIDA FAMILY LABORATORY, INC DBA	63	6,406	500	7%	6,969
FLORIDA HOSPITAL NORTH PINELLAS	11	6,321	542	8%	6,874
FLORIDA COMMUNITY HEALTH CENTER		5,565	1,306	19%	6,871
LUMINUS DIAGNOSTICS		6,286	562	8%	6,848
SOLARIS DIAGNOSTICS	11	6,223	612	9%	6,846
RAULERSON HOSPITAL		5,926	894	13%	6,820

# COVID-19: testing by laboratory

Data through May 15, 2021 verified as of May 16, 2021 at 09:25 AM

Data in this report are provisional and subject to change.

The numbers in the table below represent the number of Florida and non-Florida residents for whom test results were received by the Department of Health. A person can be tested by more than one laboratory and can have both positive and negative results. **Therefore, the sum of the numbers in each column will be larger than the total number of people tested.**

Reporting lab	Inconclusive	Negative	Positive	Percent positive	Total
ANGEL KIDS PEDIATRICS		6,443	362	5%	6,805
MEDCOMP SCIENCES LLC	144	4,473	2,123	31%	6,740
VISTA CLINICAL	8	3,911	2,727	41%	6,646
DOCTORS URGENT CARE LLC	1	5,442	1,195	18%	6,638
MICROGEN DX	4	5,809	733	11%	6,546
LABORATORY OF FLORIDA LLC	41	5,901	578	9%	6,520
PUTNAM COMMUNITY MEDICAL CENTER		5,706	800	12%	6,506
ADVENTHEALTH CENTRA CARE LONGWOOD		5,655	827	13%	6,482
ADVENTHEALTH CENTRA CARE SOUTH ORANGE		5,563	903	14%	6,466
BAPTIST HEALTH SOUTH FLORIDA - PEMBROKE PINES URGENT CARE		5,353	1,099	17%	6,452
PEDIATRIC HEALTH CARE ALLIANCE PA		5,929	512	8%	6,441
NORTHWEST FLORIDA COMMUNITY HOSPITAL	47	4,906	1,482	23%	6,435
ADVENTHEALTH CENTRA CARE PORT ORANGE		5,457	975	15%	6,432
ADVENTHEALTH CENTRA CARE ORANGE LAKE		5,602	792	12%	6,394
DOCTORS URGENT CARE OF LUTZ LLC	1	5,191	1,181	19%	6,373
URGENT CARE OF THE PALM BEACHES		5,299	1,045	16%	6,344
SOUTH FLORIDA BAPTIST HOSPITAL MICRO	4	5,255	1,073	17%	6,332
PRO CLINIC		5,172	1,100	18%	6,272
MEDIPATH LLC		5,674	592	9%	6,266
ADVENTHEALTH CENTRA CARE SAND LAKE		5,562	687	11%	6,249
MEDEXPRESS URGENT CARE - GOLDEN GATE		5,451	761	12%	6,212
COASTAL MED URGENT CARE		4,599	1,607	26%	6,206
ALTRU DIAGNOSTICS INC	5	5,827	294	5%	6,126
HEALTH FIRST ADVENTHEALTH CENTRA CARE - TITUSVILLE		5,175	924	15%	6,099
ADVENTHEALTH CENTRA CARE LEESBURG		5,010	1,067	18%	6,077
BAPTIST HEALTH - NORTH		4,898	1,176	19%	6,074
MEDEXPRESS URGENT CARE - ROYAL PALM BEACH		5,378	671	11%	6,049
MEDEXPRESS URGENT CARE - ESTERO		5,362	642	11%	6,004
MINUTECLINIC LLC # 0709		5,022	921	15%	5,943
BAYFRONT HEALTH - VENICE REGIONAL MEDICAL	1	5,374	537	9%	5,912
PALMS OF PASADENA HOSPITAL		5,307	594	10%	5,901
BAPTIST HEALTH SOUTH FLORIDA - KENDALE LAKES URGENT CARE		4,737	1,091	19%	5,828
WESTCHESTER HOSPITAL	23	4,742	1,016	18%	5,781
URGENT CARE CURE	2	4,966	794	14%	5,762
TALLAHASSEE PRIMARY CARE ASSOCIATES		5,090	629	11%	5,719
ADVENTHEALTH CENTRA CARE WINTER HAVEN	1	4,437	1,279	22%	5,717
DOCTORS HOSPITAL OF SARASOTA CLINICAL LABORATORY		4,993	717	13%	5,710
MEDICAL DNA LABS LLC	3	5,209	497	9%	5,709
SUNRISE MEDICAL LABORATORIES	2	5,285	411	7%	5,698
THE CENTER FOR URGENT CARE	3	4,781	907	16%	5,691
PARAMOUNT URGENT CARE - WINDERMERE	3	3,844	1,842	32%	5,689
MEDEXPRESS URGENT CARE PALM BEACH GARDENS		5,141	530	9%	5,671
HEALTH FIRST ADVENTHEALTH CENTRA CARE GATEWAY	1	5,086	569	10%	5,656
ESCAMBIA COMMUNITY CLINICS INC	8	4,296	1,340	24%	5,644
BAPTIST HEALTH SOUTH FLORIDA - TAMiami TRAIL URGENT CARE		4,547	1,088	19%	5,635
HIGHLANDS REGIONAL MEDICAL CENTER		4,748	879	16%	5,627

# COVID-19: testing by laboratory

Data through May 15, 2021 verified as of May 16, 2021 at 09:25 AM

Data in this report are provisional and subject to change.

The numbers in the table below represent the number of Florida and non-Florida residents for whom test results were received by the Department of Health. A person can be tested by more than one laboratory and can have both positive and negative results. **Therefore, the sum of the numbers in each column will be larger than the total number of people tested.**

Reporting lab	Inconclusive	Negative	Positive	Percent positive	Total
MEDEXPRESS URGENT CARE - LAKELAND		4,889	692	12%	5,581
BAPTIST HEALTH SOUTH FLORIDA - CORAL SPRINGS URGENT CARE		4,780	790	14%	5,570
BAYFRONT HEALTH - SEVEN RIVERS		5,051	477	9%	5,528
TROPICANA FIELD - LOT 2 □	19	4,935	495	9%	5,449
QUICK CARE MED PL	2	4,601	815	15%	5,418
MINUTECLINIC LLC #3662		4,574	783	15%	5,357
BAYFRONT HEALTH - BROOKSVILLE		4,782	567	11%	5,349
BAPTIST HEALTH SOUTH FLORIDA - PINECREST URGENT CARE		4,586	756	14%	5,342
ADVENTHEALTH PROMPT CARE	2	3,952	1,370	26%	5,324
BAPTIST HEALTH SOUTH FLORIDA - CORAL GABLES URGENT CARE		4,399	882	17%	5,281
BETHESDA HOSPITAL WEST		4,744	532	10%	5,276
MINUTECLINIC LLC #3463		4,418	846	16%	5,264
MARTIN HOSPITAL SOUTH LAB		4,966	293	6%	5,259
BAYFRONT HEALTH - SPRING HILL		4,815	439	8%	5,254
BAPTIST HEALTH SOUTH FLORIDA - PALMETTO BAY URGENT CARE		4,392	835	16%	5,227
MINUTECLINIC LLC # 3930		4,502	718	14%	5,220
BAPTIST HEALTH SOUTH FLORIDA - CORAL GABLES (UNIVERSITY) URGENT CARE		4,480	722	14%	5,202
MINUTECLINIC LLC #1771		4,409	787	15%	5,196
VENTURE MEDICAL OF FLORIDA LLC		4,775	420	8%	5,195
FLAGLER HOSPITAL LABORATORY	8	4,046	1,138	22%	5,192
TRINITY SPRINGS		4,436	729	14%	5,165
BAYFRONTVENICEREGIONAL		4,946	168	3%	5,114
BAYFRONT HEALTH - PUNTA GORDA		4,691	378	7%	5,069
ADVENTHEALTH CENTRA CARE COLONIAL TOWN	2	4,456	550	11%	5,008
ASCENSION SACRED HEART - EMERALD COAST		4,210	794	16%	5,004
MEASE DUNEDIN HOSPITAL	5	4,454	538	11%	4,997
MINUTECLINIC LLC #7225		4,245	745	15%	4,990
MINUTECLINIC LLC #5253		4,146	844	17%	4,990
MINUTECLINIC LLC #3631		4,268	712	14%	4,980
MINUTECLINIC LLC 5852		4,297	664	13%	4,961
DESOTO MEMORIAL HOSPITAL	3	4,115	827	17%	4,945
PREMIER URGENT CARE OF BREVARD LLC	4	4,312	595	12%	4,911
MINUTECLINIC LLC # 0514		4,247	597	12%	4,844
ENGLEWOOD COMMUNITY HOSPITAL		4,417	414	9%	4,831
ADVENTIST HEALTH SYSTEMS SUNBELT IN DBA		4,267	560	12%	4,827
MEDEXPRESS URGENT CARE CAPE CORAL		4,135	684	14%	4,819
MINUTECLINIC LLC #5249		3,964	849	18%	4,813
MEMORIAL HOSPITAL- MIRAMAR	12	4,422	330	7%	4,764
TWIN CITIES HOSPITAL	1	4,197	538	11%	4,736
MINUTECLINIC LLC #3291		4,040	673	14%	4,713
MINUTECLINIC LLC #5190		3,911	800	17%	4,711
MOFFITT CANCER CENTER	6	4,585	105	2%	4,696
MINUTECLINIC LLC #5854		3,910	766	16%	4,676
PALMS MEDICAL GROUP	5	3,214	1,440	31%	4,659
LAKESIDE MEDICAL CENTER		3,780	875	19%	4,655
US BIOTEK LABORATORIES	15	4,255	370	8%	4,640

# COVID-19: testing by laboratory

Data through May 15, 2021 verified as of May 16, 2021 at 09:25 AM

Data in this report are provisional and subject to change.

The numbers in the table below represent the number of Florida and non-Florida residents for whom test results were received by the Department of Health. A person can be tested by more than one laboratory and can have both positive and negative results. **Therefore, the sum of the numbers in each column will be larger than the total number of people tested.**

Reporting lab	Inconclusive	Negative	Positive	Percent positive	Total
MINUTECLINIC LLC #3814		3,956	671	15%	4,627
NIGHT LITE PEDIATRICS	4	3,346	1,263	27%	4,613
PHYSICIANS REGIONAL MEDICAL CENTER - COLLIER BLVD	1	3,686	923	20%	4,610
HOLIDAY CVS LLC DBA CVS PHARMACY #5154		4,486	123	3%	4,609
PREMIER MEDICAL	2	4,494	95	2%	4,591
STEWART ROCKLEDGE HOSPITAL	8	4,131	448	10%	4,587
MEDEXPRESS URGENT CARE LEHIGH ACRES		3,930	614	14%	4,544
SCION LAB SERVICES LLC	26	4,167	345	8%	4,538
MINUTECLINIC LLC #7887		4,017	519	11%	4,536
ACCU REFERENCE MEDICAL LAB	9	3,701	808	18%	4,518
GENESIS DIAGNOSTICS		4,220	255	6%	4,475
ADVENT HEALTH - NEW SMYRNA		3,784	681	15%	4,465
CARENOW URGENT CARE	2	2,888	1,572	35%	4,462
EXACT SCIENCES LABORATORIES, LLC		4,103	349	8%	4,452
MINUTECLINIC LLC #4458		3,743	694	16%	4,437
MINUTECLINIC LLC # 3686		3,775	656	15%	4,431
AMELIA URGENT CARE		2,755	1,661	38%	4,416
BAYA PHARMACY & URGENT CARE		3,272	1,131	26%	4,403
DOCTORS TEST CENTERS		3,906	494	11%	4,400
MINUTECLINIC LLC #7886		3,820	570	13%	4,390
MARION E FETHER MEDICAL CENTER, THE		3,990	395	9%	4,385
LOWER KEYS MEDICAL CENTER		4,028	326	7%	4,354
ADVENTHEALTH CENTRA CARE		3,843	478	11%	4,321
ST. LUCIE MEDICAL CTR.		4,254	57	1%	4,311
AFC PHYSICIANS OF FLORIDA		3,319	921	22%	4,240
MINUTECLINIC LLC #3257		3,568	660	16%	4,228
MINUTECLINIC LLC #4201		3,668	534	13%	4,202
MINUTECLINIC, LLC #3204		3,517	671	16%	4,188
MINUTECLINIC LLC #4415		3,569	617	15%	4,186
MINUTECLINIC LLC #5214		3,605	576	14%	4,181
MINUTECLINIC LLC #1807		3,515	658	16%	4,173
BAPTIST HEALTH SOUTH FLORIDA - DAVIE URGENT CARE		3,371	733	18%	4,104
VA PAIN CLINIC	8	3,923	149	4%	4,080
PARAMOUNT URGENT CARE - ORLANDO		2,956	1,118	27%	4,074
NIGHT LITE PEDIATRICS URGENT CARE	1	3,418	649	16%	4,068
MINUTECLINIC LLC # 3579		3,390	668	16%	4,058
MINUTECLINIC, LLC (CLINIC 10699)		3,552	480	12%	4,032
BAPTIST HEALTH SOUTH FLORIDA - WESTON URGENT CARE		3,469	531	13%	4,000
ADVENTHEALTH CENTRA CARE KIDS LAKE MARY		3,694	295	7%	3,989
MINUTECLINIC LLC #5924		3,458	519	13%	3,977
MINUTECLINIC, LLC #4015		3,216	758	19%	3,974
MINUTECLINIC LLC #3748		3,277	696	18%	3,973
MINUTECLINIC, LLC #5817		3,317	645	16%	3,962
PROHEALTH	3	2,349	1,610	41%	3,962
MINUTECLINIC LLC #7973		3,418	543	14%	3,961
MINUTECLINIC LLC #1055		3,241	691	18%	3,932

# COVID-19: testing by laboratory

Data through May 15, 2021 verified as of May 16, 2021 at 09:25 AM

Data in this report are provisional and subject to change.

The numbers in the table below represent the number of Florida and non-Florida residents for whom test results were received by the Department of Health. A person can be tested by more than one laboratory and can have both positive and negative results. **Therefore, the sum of the numbers in each column will be larger than the total number of people tested.**

Reporting lab	Inconclusive	Negative	Positive	Percent positive	Total
HEALTH FIRST ADVENTHEALTH CENTRA CARE COCOA		3,533	385	10%	3,918
MINUTECLINIC LLC # 7933		3,479	435	11%	3,914
VITRO MOLECULAR LABORATORIES	50	3,552	309	8%	3,911
MINUTECLINIC LLC #7173		3,389	513	13%	3,902
MINUTECLINIC LLC #3003		3,235	666	17%	3,901
BARTOW REGIONAL MEDICAL CENTER	1	3,282	618	16%	3,901
ADVENT HEALTH CENTRA CARE -WINTER PARK KIDS URGENT CARE	4	3,594	301	8%	3,899
MINUTECLINIC LLC #3255		3,466	432	11%	3,898
MEDONE PLLC		2,996	886	23%	3,882
PARAMOUNT URGENT CARE - OVIEDO		2,924	957	25%	3,881
PRECISION HEALTH SOLUTIONS		3,675	187	5%	3,862
MC DIAGNOSTIC OF CONNECTICUT, PC #2220		3,327	533	14%	3,860
HEALTH FIRST ADVENTHEALTH CENTRA CARE MALABAR		3,460	372	10%	3,832
BRASHEAR'S VITAL CARE CORP		3,035	794	21%	3,829
SIPARADIGM LLC	59	3,504	264	7%	3,827
MINUTECLINIC LLC #3705		3,381	427	11%	3,808
MEDEXPRESS URGENT CARE - VERO BEACH		3,322	482	13%	3,804
MINUTECLINIC LLC #5216		3,296	508	13%	3,804
MEDEXPRESS URGENT CARE - DELAND		3,344	430	11%	3,774
WALGREEN CO	2	3,338	424	11%	3,764
BAPTIST HEALTH SOUTH FLORIDA - BRICKELL URGENT CARE		3,102	634	17%	3,736
MINUTECLINIC LLC #3654		3,144	580	16%	3,724
MINUTECLINIC LLC #6007		3,224	497	13%	3,721
LAKELAND REGIONAL HEALTH PABLO		3,247	430	12%	3,677
VERILY LIFE SCIENCES	3	3,590	75	2%	3,668
BAPTIST HEALTH - CLAY		3,208	453	12%	3,661
BAPTIST HEALTH URGENT CARE AT SAWGRASS		3,042	608	17%	3,650
BAPTIST HEALTH EMERGENCY CENTER COUNTRY WALK	1	3,105	538	15%	3,644
HEALTH CARE DISTRICT OF PALM BEACH COUNTY	2	3,372	267	7%	3,641
PHYSICIANS PRIMARY CARE	2	3,303	333	9%	3,638
BMCT Molecular Diagnostics Subsection		3,079	556	15%	3,635
CLARITY LAB SOLUTIONS LLC		3,608	4	0%	3,612
MINUTECLINIC LLC #3285		3,170	430	12%	3,600
MINUTECLINIC LLC #1350		3,187	401	11%	3,588
MINUTECLINIC, LLC # 4469		3,167	404	11%	3,571
MINUTECLINIC LLC #476		3,083	467	13%	3,550
MINUTECLINIC LLC #8381		3,084	454	13%	3,538
MINUTECLINIC LLC #4612		2,928	603	17%	3,531
ADVENTHEALTH CENTRA CARE CONWAY		3,002	526	15%	3,528
PRIMEHEALTH URGENT CARE INC		3,015	512	15%	3,527
MINUTECLINIC LLC #1821		3,128	387	11%	3,515
MINUTECLINIC LLC #3648		2,882	630	18%	3,512
MIDWAY SPECIALTY CARE CENTER DIAGNOSTICS	38	3,224	240	7%	3,502
MINUTECLINIC LLC #5157		3,084	411	12%	3,495
MINUTECLINIC LLC #4024		3,067	422	12%	3,489
MARINERS HOSPITAL	1	3,116	312	9%	3,429

# COVID-19: testing by laboratory

Data through May 15, 2021 verified as of May 16, 2021 at 09:25 AM

Data in this report are provisional and subject to change.

The numbers in the table below represent the number of Florida and non-Florida residents for whom test results were received by the Department of Health. A person can be tested by more than one laboratory and can have both positive and negative results. **Therefore, the sum of the numbers in each column will be larger than the total number of people tested.**

Reporting lab	Inconclusive	Negative	Positive	Percent positive	Total
GESSLER CLINIC	2	2,380	1,016	30%	3,398
IMMOKALEE CHD		3,155	234	7%	3,389
MINUTECLINIC LLC #3635		2,901	443	13%	3,344
MEMORIAL HOSPITAL PEMBROKE	3	2,961	377	11%	3,341
MEDEXPRESS FORT MYERS		2,917	412	12%	3,329
MEDIQUICK URGENT CARE CENTERS INC		2,571	746	22%	3,317
ACCESS POINT HEALTHCARE URGENT & PRIMARY CARE	2	2,594	712	22%	3,308
BAPTIST HEALTH - OAKLEAF		2,776	509	15%	3,285
SELECT LABORATORIES - MARION COUNTY, FL LLC	5	2,955	316	10%	3,276
ADVENT HEALTH - DADE CITY		2,871	387	12%	3,258
MEDEXPRESS URGENT CARE CORAL SPRINGS		2,867	357	11%	3,224
BAY MEDICAL CENTER SACRED HEART HEALTH SYSTEM		2,502	654	21%	3,156
MINUTECLINIC LLC #214		2,653	499	16%	3,152
AFC PHYSICIANS OF FLORIDA PA		2,589	561	18%	3,150
CHARLES AIESI CONSULTING INC	16	2,797	318	10%	3,131
MEDEXPRESS URGENT CARE - CLEWISTON		2,594	501	16%	3,095
JUPITER MEDICAL CENTER URGENT CARE		2,435	657	21%	3,092
KEYS AHEC SCHOOL MEDICAL CLINIC	15	2,923	153	5%	3,091
NXGEN MDX LLC	7	2,732	342	11%	3,081
JACKSON HOSPITAL CLINICAL LABORATORY		2,713	354	12%	3,067
MINUTECLINIC LLC #1815		2,728	323	11%	3,051
EMERGENCY PHYSICIANS MEDICAL CENTER		1,863	1,175	39%	3,038
HEALTH CENTRAL CLINICAL LABORATORY		2,646	387	13%	3,033
VETERANS AFFAIRS MEDICAL CENTER - ORLANDO	1	1,343	1,689	56%	3,033
LAKE WALES MEDICAL CENTER INC		2,652	350	12%	3,002
MINUTECLINIC LLC #5069		2,503	480	16%	2,983
CAREFAST+	1	2,182	797	27%	2,980
PARRISH MEDICAL CENTER	2	2,591	370	12%	2,963
MINUTECLINIC LLC #3236		2,582	379	13%	2,961
GENOME LLC	2	2,746	202	7%	2,950
APALACHEE CORRECTIONAL INSTITUTION EAST UNIT		2,901	34	1%	2,935
BAPTIST HEALTHCARE - GULF BREEZE HOSPITAL	3	2,442	488	17%	2,933
MEDEXPRESS URGENT CARE BOCA RATON		2,660	260	9%	2,920
STONE CLINICAL LABORATORIES		2,790	96	3%	2,886
WALGREENS ORLANDO	3	2,540	340	12%	2,883
DR G'S URGENT CARE		2,502	375	13%	2,877
BAPTIST HEALTH SOUTH FLORIDA - MIAMI BEACH URGENT CARE		2,442	424	15%	2,866
BLUE MED CONSULTANTS		2,754	112	4%	2,866
FLORIDA MEDICAL CLINIC	3	1,367	1,494	52%	2,864
MINUTECLINIC LLC		2,503	329	12%	2,832
MEDEXPRESS PORT CHARLOTTE		2,528	304	11%	2,832
AMELIA EXPRESS CARE LLC	10	2,471	345	12%	2,826
DONALD W ROBERTSON DO PA		2,180	606	22%	2,786
CITRUS MEMORIAL HOSPITAL LABORATORY		2,253	529	19%	2,782
CELESTA MEDICAL SERVICES LLC DBA - AMERICAN RESEARCH LABS		2,544	236	8%	2,780
MINUTECLINIC LLC #8927		2,344	430	16%	2,774



# COVID-19: testing by laboratory

Data through May 15, 2021 verified as of May 16, 2021 at 09:25 AM

Data in this report are provisional and subject to change.

The numbers in the table below represent the number of Florida and non-Florida residents for whom test results were received by the Department of Health. A person can be tested by more than one laboratory and can have both positive and negative results. **Therefore, the sum of the numbers in each column will be larger than the total number of people tested.**

Reporting lab	Inconclusive	Negative	Positive	Percent positive	Total
TAMPA COMMUNITY HOSPITAL		2,377	389	14%	2,766
GRAVITY DIAGNOSTICS, LLC	9	2,539	213	8%	2,761
PATIENTS FIRST - THOMASVILLE ROAD		2,464	293	11%	2,757
MINI ER WATERFORD LAKES, THE		2,375	378	14%	2,753
BOND URGENT CARE LLC		2,084	665	24%	2,749
SACRED HEART HEALTH SYSTEM, INC	1	1,875	873	32%	2,749
EMERALD COAST URGENT CARE, LLC	1	2,062	678	25%	2,741
MINUTECLINIC LLC #5187		2,348	346	13%	2,694
OPTUM LABS LLC	1	2,441	214	8%	2,656
NCHMD INC		2,248	404	15%	2,652
MINUTECLINIC LLC #3637		2,117	519	20%	2,636
BAPTIST HEALTH EMERGENCY CENTER AT WEST CORAL WAY		2,159	447	17%	2,606
ASCENSION SACRED HEART - GULF		2,014	564	22%	2,578
PHYSICIANS STAT LAB INC	6	2,402	168	7%	2,576
ADVENT HEALTH - OCALA		2,124	447	17%	2,571
INTELEX LABS, LLC		2,449	84	3%	2,533
WHOLE FAMILY HEALTH CENTER INC		2,006	522	21%	2,528
CORE DIAGNOSTIC LABORATORIES LLC	17	2,127	341	14%	2,485
EMERALD COAST URGENT CARE LLC		1,825	657	26%	2,482
PHYSICIANS STAT LAB	3	1,101	1,373	55%	2,477
PENSACOLA PEDIATRICS PA	1	2,276	180	7%	2,457
COMMUNITY HEALTH NORTHWEST FLORIDA	4	1,857	554	23%	2,415
NCH NORTHEAST	7	1,870	505	21%	2,382
WHITE WILSON MEDICAL CENTER		978	1,400	59%	2,378
ASSOCIATED PATHOLOGISTS, LLC	3	1,959	398	17%	2,360
TOM LEE COMMUNITY HEALTH CENTER	1	1,668	666	29%	2,335
UNIVERSITY OF NORTH FLORIDA STUDENT HEALTH		2,236	81	3%	2,317
PHYSICIAN ASSOCIATES		2,070	241	10%	2,311
LEE HEALTH - COCONUT POINT CLINICAL LAB	2	1,872	433	19%	2,307
MARTIN HEALTH SYSTEM - ST LUCIE WEST		2,085	199	9%	2,284
BIO-TECH CLINICAL LABORATORIES INC		1,964	316	14%	2,280
MEDICAL CONSULTANTS OF FLORIDA, LLC	2	1,935	341	15%	2,278
FIU-HEALTH AUXILIARY LABORATORY	6	2,094	137	6%	2,237
PRIMEHEALTH URGENT CARE	1	1,865	361	16%	2,227
BAYFRONT HEALTH - CITRUS HILLS		1,976	247	11%	2,223
BARDMOOR LABORATORY	9	1,883	325	15%	2,217
FLOWERS HOSPITAL		2,010	192	9%	2,202
LITTLE PINE PEDIATRICS	1	1,913	278	13%	2,192
MINUTECLINIC, LLC #3245		1,796	395	18%	2,191
DOC SMILEYS URGENT CARE LLC		1,796	388	18%	2,184
ADVANCED MEDICAL OF NAPLES LLC		1,914	242	11%	2,156
FG RAPID RESULTS	6	1,754	395	18%	2,155
ABSOLUTE GENOMICS	3	1,877	261	12%	2,141
READY RESPONDERS FLORIDA, PLLC		1,830	280	13%	2,110
GENUS3		1,986	74	4%	2,060
MIAMI JEWISH HEALTH SYSTEMS		1,963	89	4%	2,052



# COVID-19: testing by laboratory

Data through May 15, 2021 verified as of May 16, 2021 at 09:25 AM

Data in this report are provisional and subject to change.

The numbers in the table below represent the number of Florida and non-Florida residents for whom test results were received by the Department of Health. A person can be tested by more than one laboratory and can have both positive and negative results. **Therefore, the sum of the numbers in each column will be larger than the total number of people tested.**

Reporting lab	Inconclusive	Negative	Positive	Percent positive	Total
ARCPPOINT LABS		1,434	615	30%	2,049
STATMED OCALA	7	1,842	197	10%	2,046
OPTUMCARE FLORIDA LLC		1,676	328	16%	2,004
WILLIAM OWEN PASS PARK		1,738	257	13%	1,995
GENESIS LABORATORY MANAGEMENT	15	1,703	259	13%	1,977
ED FRASER MEMORIAL HOSPITAL		1,707	261	13%	1,968
DOC SMILEY'S URGENT CARE		1,706	247	13%	1,953
AMERICAN SCIENTIFIC LABORATORIES LLC		1,897	51	3%	1,948
MEDFAST URGENT CARE CENTERS LLC	2	608	1,334	69%	1,944
BROWNWOOD CARE CENTER		1,710	234	12%	1,944
PATIENTS FIRST LAKE ELLA MEDICAL CENTER		1,755	188	10%	1,943
SUNRISE URGENT CARE ASSOCIATES LLC D/B/A	10	1,377	554	29%	1,941
LABORATORY SPECIALISTS OF MICHIGAN		1,601	333	17%	1,934
PROHEALTH MEDICAL CLINIC		1,250	648	34%	1,898
BROAD INSTITUTE CLINICAL SEQUENCING RESEARCH PLATFORM	17	1,799	70	4%	1,886
PROJECT HEALTH, INC SUMTERVILLE	5	1,542	333	18%	1,880
ER QUICKCARE PL		1,576	259	14%	1,835
NEIGHBORHOOD MEDICAL CENTER INC	17	1,632	186	10%	1,835
PEDIATRIC HEALTH CARE ALLIANCE - NORTHDALE		1,674	160	9%	1,834
KETAMINE HEALTH CENTERS LLC	1	1,661	152	8%	1,814
QUICK CARE MED		1,445	351	20%	1,796
IGENOMIX USA LLC	55	1,570	165	9%	1,790
NORTH SHORE LONG ISLAND JEWISH HEALTH	1	1,677	96	5%	1,774
ADVENTHEALTH CENTRA CARE TRINITY		1,523	245	14%	1,768
SPARROW HEALTHCARE	2	1,508	254	14%	1,764
MEDEXPRESS URGENT CARE - JAX ATLANTIC BLVD		1,530	231	13%	1,761
FLORIDA DEPARTMENT OF HEALTH IN POLK COUNTY	2	1,346	411	23%	1,759
RIVER TOWN DIAGNOSTIC LLC		1,470	286	16%	1,756
VRL EUROFINs		1,713	42	2%	1,755
SPEARHEAD MEDICAL		1,619	131	7%	1,750
PARAMOUNT URGENT CARE - CLERMONT		1,004	742	42%	1,746
MYTEST DIAGNOSTICS		1,651	81	5%	1,732
Community_Health		1,533	199	11%	1,732
SHELL POINT NURSING PAVILION	1	1,647	78	5%	1,726
LABTECH DIAGNOSTIC		1,429	294	17%	1,723
COLLIER URGENT CARE CENTERS CREEKSIDE		1,514	189	11%	1,703
JW PLASTIC SURGERY		1,449	246	15%	1,695
FIRST QUALITY LABORATORY		1,589	106	6%	1,695
BAPTIST HEALTH SOUTH FLORIDA - KEY BISCANE URGENT CARE EXPRESS		1,483	199	12%	1,682
NORTH VISTA HOSPITAL LABORATORY		1,391	284	17%	1,675
CYPRESS VILLAGE	1	1,632	30	2%	1,663
CAREMED CLINIC LLC	1	1,343	316	19%	1,660
ST ANNES NURSING CENTER		1,618	33	2%	1,651
PARAMOUNT URGENT CARE VILLAGES		1,065	578	35%	1,643
UNIVERSITY OF ALABAMA AT BIRMINGHAM		1,588	48	3%	1,636
MEDLAB DIAGNOSTICS, LLC		1,516	114	7%	1,630

# COVID-19: testing by laboratory

Data through May 15, 2021 verified as of May 16, 2021 at 09:25 AM

Data in this report are provisional and subject to change.

The numbers in the table below represent the number of Florida and non-Florida residents for whom test results were received by the Department of Health. A person can be tested by more than one laboratory and can have both positive and negative results. **Therefore, the sum of the numbers in each column will be larger than the total number of people tested.**

Reporting lab	Inconclusive	Negative	Positive	Percent positive	Total
LPG COCONUT POINT		1,386	243	15%	1,629
ELLENTON URGENT CARE		1,385	238	15%	1,623
OPTEO LABORATORY		1,578	36	2%	1,614
BAPTIST HEALTH SOUTH FLORIDA - COUNTRY WALK URGENT CARE EXPRESS		1,363	248	15%	1,611
CAREFAST MURABELLA		1,074	522	33%	1,596
MATRIX CLINICAL LABS (FORMERLY BIOCERNA LLC)	13	1,413	169	11%	1,595
ASSURANCE SCIENTIFIC LABORATORIES	1	1,299	283	18%	1,583
MELBOURNE MEDICAL LABORATORY	2	1,367	205	13%	1,574
PRIMARY CARE SOUTH INC		1,073	500	32%	1,573
BAPTIST HEALTHCARE - JAY HOSPITAL	3	1,175	380	24%	1,558
EUROFINS NTD, LLC		1,507	45	3%	1,552
UHEALTH CLINIC AT WALGREENS		1,254	295	19%	1,549
BREVARD HEALTH ALLIANCE INC, THE		1,442	101	7%	1,543
NYU HOSPITALS CENTER CLINICAL LABORATORIES		1,491	49	3%	1,540
INNOVATIVE TRANSFUSION MEDICINE, INC	11	1,336	179	12%	1,526
ACCESS MEDICAL LABS		777	748	49%	1,525
ADDICTION LABS OF AMERICA	3	1,431	84	6%	1,518
NORTH FLORIDA PEDIATRICS - LAKE CITY		1,287	228	15%	1,515
CREEKSIDE CARE CENTER	1	1,321	188	12%	1,510
SMA LAB	12	1,332	163	11%	1,507
GROWING TOGETHER PEDIATRICS LLC		1,427	75	5%	1,502
PALM BAY HOSPITAL CLINICAL LABORATORY		1,093	401	27%	1,494
TREASURE COAST MEDICAL ASSOCIATES INC		748	739	50%	1,487
PEDIATRICS OF CENTRAL FLORIDA PA	20	1,373	73	5%	1,466
PALM BEACH ATLANTIC UNIVERSITY		1,409	52	4%	1,461
CARENOW URGENT CARE - FORT PIERCE		1,040	412	28%	1,452
ADVANCE MEDICAL OF NAPLES		327	1,124	77%	1,451
NORTH OKALOOSA MEDICAL CENTER		1,096	355	24%	1,451
STEWART REFERENCE LABORATORY	1	896	546	38%	1,443
UHEALTH DEERFIELD BEACH/UMSYLVESTER DEERFIELD BEACH LABORATORY	3	1,380	55	4%	1,438
TEMPUS CLINICAL LABORATORY	10	1,271	155	11%	1,436
PROJECT HEALTH INC	4	1,217	207	14%	1,428
6TH MEDICAL GROUP - MCDILL AFB	3	1,347	77	5%	1,427
PATIENTS CHOICE LABORATORIES		831	592	42%	1,423
MINUTE CLINIC INCORPORATE		1,364	55	4%	1,419
COASTAL LABORATORIES	1	1,127	287	20%	1,415
AMELIA EXPRESS CARE	1	772	635	45%	1,408
FAMILY HEALTH CENTERS OF SOUTHWEST FLORIDA INC		1,272	132	9%	1,404
LAKE BALDWIN		1,326	71	5%	1,397
USF MORSANI CENTER FOR ADVANCED HEALTH CARE		1,226	167	12%	1,393
BETHESDA HEALTH URGENT CARE		1,170	195	14%	1,365
PALM HARBOR PHARMACY		1,191	173	13%	1,364
EAST LAKE PEDIATRICS		1,223	136	10%	1,359
ASCENSION ST VINCENT'S - SOUTHSIDE		1,308	49	4%	1,357
VAVA PARTNERS LLC		529	828	61%	1,357
ST PETERSBURG PEDIATRICS	1	1,222	127	9%	1,350

# COVID-19: testing by laboratory

Data through May 15, 2021 verified as of May 16, 2021 at 09:25 AM

Data in this report are provisional and subject to change.

The numbers in the table below represent the number of Florida and non-Florida residents for whom test results were received by the Department of Health. A person can be tested by more than one laboratory and can have both positive and negative results. **Therefore, the sum of the numbers in each column will be larger than the total number of people tested.**

Reporting lab	Inconclusive	Negative	Positive	Percent positive	Total
ADVANCED DIAGNOSTIC LABORATORY		1,298	47	3%	1,345
CARE ONE OF FLORIDA LLC		996	345	26%	1,341
INTERLACHEN PEDIATRICS PA		1,271	65	5%	1,336
LAB24 INC	3	643	677	51%	1,323
NAPLES URGENT CARE	1	870	452	34%	1,323
XPRESS URGENT CARE	4	1,109	202	15%	1,315
HOLIDAY CVS LLC DBA CVSPHARMACY #5155		1,240	72	5%	1,312
NORTH FLORIDA PEDIATRICS-TALLAHASSEE	1	1,189	108	8%	1,298
SOLARIS HEALTHCARE PALATKA		1,187	106	8%	1,293
HALIFAX MEDICAL CENTER-PORT ORANGE LAB		1,120	164	13%	1,284
INTERLACHEN PEDIATRICS		1,233	44	3%	1,277
COASTAL PEDIATRIC GROUP		1,106	163	13%	1,269
PENSACOLA PEDIATRICS PA - TIGER POINT	24	1,121	122	10%	1,267
PROFESSIONAL HEALTH EXAMINERS DBA PROHEALTH	1	1,031	230	18%	1,262
STAGEZERO LIFE SCIENCES INC	4	1,153	105	8%	1,262
FISHERMENS HOSPITAL CLINICAL LAB		1,155	100	8%	1,255
ARCPPOINT LABS OF CORAL SPRINGS FL		992	252	20%	1,244
CATALYST WALK IN CLINIC		986	242	20%	1,228
LOOP PEDIATRICS PA	3	1,048	171	14%	1,222
BERNHARDT LABORATORIES	3	1,121	96	8%	1,220
BREVARD HEALTH ALLIANCE		901	314	26%	1,215
CLINICORE		1,124	91	7%	1,215
EPN URGENT CARE NAPLES	2	792	421	35%	1,215
ALTAMONTE MD		982	232	19%	1,214
TYNDALL AIR FORCE BASE		985	217	18%	1,202
CLARITY LABS		1,083	109	9%	1,192
LAB DOCTOR		1,041	142	12%	1,183
CAPE CANAVERAL HOSPITAL		868	312	26%	1,180
PROFESSIONAL HEALTH EXAMINERS		996	153	13%	1,149
MIDWAY SPECIATLY CARE CENTER	3	924	222	19%	1,149
MILLER BIOCONNECT		1,053	94	8%	1,147
NORTH FLORIDA MEDICAL GROUP		984	161	14%	1,145
PRIMARY CARE OF THE TREASURE COAST		1,002	135	12%	1,137
CAPSTONE HEALTHCARE		802	330	29%	1,132
VERITAS GENETICS	61	945	119	11%	1,125
GENEIQ		1,057	65	6%	1,122
MINUTECLINIC, LLC DBA MINUTECLINIC #4717		1,076	43	4%	1,119
EMERALD COAST PEDIATRICS		1,058	57	5%	1,115
SPRING HILL HEALTH AND REHABILITATION CENTER		1,080	28	3%	1,108
LENCO MEDICAL LABORATORY		1,042	58	5%	1,100
XYZ LABORATORY	8	942	146	13%	1,096
THE HEALTH CENTER OF PLANT CITY		1,008	82	8%	1,090
CHILDRENS MEDICAL ASSOCIATION		991	88	8%	1,079
BAPTIST HEALTH - MD ANDERSON CANCER CENTER		1,072	6	1%	1,078
HENDRY REGIONAL MEDICAL CENTER CLINICAL LABORATORY		809	259	24%	1,068
AMERICAN FAMILY CARE PENSACOLA WEST		533	533	50%	1,066

# COVID-19: testing by laboratory

Data through May 15, 2021 verified as of May 16, 2021 at 09:25 AM

Data in this report are provisional and subject to change.

The numbers in the table below represent the number of Florida and non-Florida residents for whom test results were received by the Department of Health. A person can be tested by more than one laboratory and can have both positive and negative results. **Therefore, the sum of the numbers in each column will be larger than the total number of people tested.**

Reporting lab	Inconclusive	Negative	Positive	Percent positive	Total
WOODLANDS MEDICAL SPECIALISTS		795	270	25%	1,065
BHA CENTRAL COUNTY CLINIC		958	103	10%	1,061
RAINBOW RIVER MEDICAL LABORATORY		978	83	8%	1,061
PEDIATRIC HEALTHCARE ALLIANCE		1,003	56	5%	1,059
ADVENTHEALTH EXPRESS CARE AT WALGREENS		904	152	14%	1,056
CVS HEALTH	1	827	222	21%	1,050
C.W. BILL YOUNG VA MEDICAL CENTER	1	23	1,024	98%	1,048
EAST LAKE PEDIATRICS PA		951	95	9%	1,046
PENSACOLA PEDIATRICS	2	943	97	9%	1,042
24 HOUR PEDIATRIC CARE CENTER	4	968	70	7%	1,042
NORTH FL SOUTH GA HCS-LAKE CITY		1,008	31	3%	1,039
VRL EUROFINIS - DALLAS		1,024	13	1%	1,037
DEPT OF VA MEDICAL CENTER - MIAMI	10	976	46	4%	1,032
JACKSONVILLE BEACH PEDIATRIC CARE CENTER		958	74	7%	1,032
COVANCE CLINICAL RESEARCH UNIT INC		1,003	27	3%	1,030
NORTH SHORE LIJ URGENT CARE PC		970	60	6%	1,030
MEDSTAR LABORATORY INC	6	1,022	1	0%	1,029
SOLARIS HEALTHCARE CHARLOTTE HARBOR		971	56	5%	1,027
NORTH FLORIDA PEDIATRICS PA - SUWANNEE	3	893	130	13%	1,026
MINUTECLINIC LLC #3281		889	135	13%	1,024
Fernandina Beach Rehabilitation and Nursing Center	1	997	19	2%	1,017
VERITOR		852	162	16%	1,014
E-LAB OF FLORIDA		923	90	9%	1,013
CONSULATE HEALTH CARE OF NEW PORT RICHEY	2	883	127	13%	1,012
PHAROS HEALTH		756	256	25%	1,012
HISTOPATHOLOGY SERVICES, LLC		893	110	11%	1,003
CLINICAL ENTERPRISE, INC		977	25	2%	1,002
APLS SERVICES LLC D/B/A CLEAR DIAGNOSTICS	14	966	20	2%	1,000
DAIRY ROAD URGENT CARE	2	839	159	16%	1,000
VIERA HOSPITAL, INC		805	192	19%	997
SOUTHEAST ALABAMA MEDICAL CENT		935	60	6%	995
LAKELAND REGIONAL HEALTH - PWC/OB		36	954	96%	990
RESTORE HEALTH URGENT CARE		800	182	19%	982
UNIVERSITY OF WEST FLORIDA STUDENT HEALTH SERVICES	1	852	128	13%	981
MOORINGS PARK INSTITUTE, INC, THE		941	38	4%	979
DEPARTMENT OF CLINICAL LABS	2	955	21	2%	978
PALM GARDEN OF PORT SAINT LUCIE		961	12	1%	973
NORTH FLORIDA PEDIATRICS PA	2	852	117	12%	971
CALHOUN LIBERTY HOSPITAL		800	169	17%	969
CHURCH OF SCIENTOLOGY FLAG SERVICE ORGANIZATION		928	36	4%	964
REDI MED LLC		781	182	19%	963
WHITE-WILSON MEDICAL CENTER - FORT WALTON BEACH		932	26	3%	958
TACACHALE CLINICAL LABORATORY	1	904	50	5%	955
Point of Care Testing	1	128	825	86%	954
MOLECULAR TESTING LABS		862	90	9%	952
WELL HEALTH WORKS	23	848	79	8%	950

# COVID-19: testing by laboratory

Data through May 15, 2021 verified as of May 16, 2021 at 09:25 AM

Data in this report are provisional and subject to change.

The numbers in the table below represent the number of Florida and non-Florida residents for whom test results were received by the Department of Health. A person can be tested by more than one laboratory and can have both positive and negative results. **Therefore, the sum of the numbers in each column will be larger than the total number of people tested.**

Reporting lab	Inconclusive	Negative	Positive	Percent positive	Total
MEDICAL CENTER OF DELTONA, INC		813	131	14%	944
LEE COUNTY EMERGENCY MEDICAL SERVICE	1	817	126	13%	944
GULF COAST VILLAGE		900	43	5%	943
PALACE NURSING HOME & REHAB CENTER		898	43	5%	941
ABBOTT LABORATORIES		815	123	13%	938
ENCOMPASS HEALTH		915	22	2%	937
INTEGRITY LABORATORIES, LLC	4	767	165	18%	936
NCHMD, INC SOUTHEAST IMMEDIATE CARE		734	199	21%	933
GENE TOX WORLDWIDE	60	736	125	14%	921
DOCTOR'S MEMORIAL HOSPITAL		751	168	18%	919
COASTAL PHYSICIANS, LLC		741	175	19%	916
Victoria Nursing and Rehabilitation Center		857	55	6%	912
EXPRESS PHARMACY		838	71	8%	909
FAST TRACK URGENT CARE CENTER		4	903	100%	907
BOND CLINIC PA PEDIATRICS DEPT		846	61	7%	907
ANY LAB TEST NOW	2	627	276	30%	905
CLINICAL PATHOLOGY LABS INC		814	87	10%	901
MINUTECLINIC LLC, #10357		886	6	1%	892
FAMILY HEALTH CENTERS OF SWF LABS	2	765	124	14%	891
TOTAL RENAL LABORATORIES INC DBA DAVITA LABS	1	765	125	14%	891
Tampa Lakes Health and Rehabilitation Center	2	815	73	8%	890
CRUCIAL CARE EMERGENCY MEDICINE DOCTORS		712	174	20%	886
AMERICAN MEDICAL RESPONSE		865	10	1%	875
J AND G MEDICAL GROUP LLC		730	145	17%	875
LIFE CARE CENTER OF NEW PORT RICHEY		835	40	5%	875
PRIMARY CARE SERVICES AT ST ANDREWS ESTATES		871	3	0%	874
CARITHERS PEDIATRIC GROUP		812	61	7%	873
WHITE WILSON MEDICAL CENTER PA - NAVARRE		741	129	15%	870
PRIMARY CARE SERVICES AT INDIAN RIVER ESTATES		840	26	3%	866
AFC URGENT CARE CLEARWATER	1	182	682	79%	865
WATSON THERAPEUTICS INC	1	824	39	5%	864
RUSKIN HEALTH CENTER	1	583	278	32%	862
ADVENTHEALTH MEDICAL GROUP PROMPT CARE		629	231	27%	860
CITY MEDICAL OF NEW JERSEY, PC		783	77	9%	860
POINT WASHINGTON MEDICAL CLINIC	1	646	212	25%	859
CENTRAL FLORIDA HEALTH CARE INC		727	124	15%	851
FLORIDA GULF COAST UNIVERSITY		653	197	23%	850
SOUTHERN OAKS CARE CENTER	1	808	38	4%	847
BRISTOL AT TAMPA, THE	4	818	22	3%	844
AUGUSTUS LABS LLC		696	148	18%	844
PALM GARDEN OF VERO BEACH		786	51	6%	837
PEDIATRIC HEALTHCARE ALLIANCE PA		770	62	7%	832
PEBBLEBROOK PHARMACY	1	689	139	17%	829
MEDONE URGENT CARE CENTER		604	224	27%	828
DYNIX DIAGNOSTICS	2	535	284	35%	821
FLORIDA HOSPITAL ORLANDO		743	74	9%	817

# COVID-19: testing by laboratory

Data through May 15, 2021 verified as of May 16, 2021 at 09:25 AM

Data in this report are provisional and subject to change.

The numbers in the table below represent the number of Florida and non-Florida residents for whom test results were received by the Department of Health. A person can be tested by more than one laboratory and can have both positive and negative results. **Therefore, the sum of the numbers in each column will be larger than the total number of people tested.**

Reporting lab	Inconclusive	Negative	Positive	Percent positive	Total
VITAS HEALTHCARE CORPORATION OF FLA	1	810	6	1%	817
FLAGLER COUNTY HEALTH DEPARTMENT	3	634	179	22%	816
THE PRESERVE		797	17	2%	814
ASAP LABS LLC	7	655	151	19%	813
GOLDEN GATE FAMILY CLINIC		332	479	59%	811
ASCENSION ST VINCENT'S - CLAY		775	35	4%	810
BUFFALO CROSSING HEALTHCARE & REHABILITATION CTR		791	19	2%	810
VALENCIA HILLS HEALTH AND REHABILITATION CENTER		793	17	2%	810
BOND AND STEELE CLINIC PA		597	212	26%	809
PRINCIPLE LABORATORY	8	771	23	3%	802
EMED LABS, LLC	3	778	19	2%	800
ORANGE BLOSSOM FAMILY HEALTH		750	48	6%	798
NITE LITE PEDIATRICS		234	564	71%	798
NONE		308	489	61%	797
TELESCOPE HEALTH LLC	4	671	121	15%	796
ETHOS WELLNESS PHARMACY		737	52	7%	789
SEMINOLE NURSING PAVILION		779	8	1%	787
ADVENT HEALTH - DELTONA ER		653	134	17%	787
LIFEBRITE	2	550	231	30%	783
WILLOWBROOKE COURT AT EDGEWATER POINTE ESTATES		764	9	1%	773
SAINTS 120 LLC	1	738	34	4%	773
DXTERITY DIAGNOSTICS	3	724	45	6%	772
VENICE REGIONAL BAYFRONT HEALTH (PULMONARY)		637	135	17%	772
MANOR CARE HEALTH SERVICES - FT MYERS		740	30	4%	770
ORLANDO HEALTH AND REHAB CENTER		722	45	6%	767
LIFE CARE CENTER OF PENSACOLA		715	51	7%	766
MOUNT SINAI LABORATORY		728	37	5%	765
KENDALL HEALTHCARE PROPERTIES DBA	2	731	30	4%	763
Crestview Rehabilitation Center	5	628	129	17%	762
RAINBOW PEDIATRIC CENTER PA		713	47	6%	760
PALM GARDEN OF CLEARWATER		741	18	2%	759
PEDIATRICS IN BREVARD PA		689	69	9%	758
BOCA GRANDE HEALTH CLINIC		715	40	5%	755
MAIN STREET MEDICAL CENTER		224	529	70%	753
NORTHEAST FLORIDA NEUROLOGY CLINICS, INC		637	113	15%	750
LIFE CARE CENTER OF ORANGE PARK		713	34	5%	747
ADVENT HEALTH LAB - ORLANDO		434	312	42%	746
SANTA ROSA MEDICAL GROUP		575	166	22%	741
HEARTLAND PEDIATRICS OF LAKE WALES		663	78	11%	741
BALDWIN PEDIATRICS	1	702	35	5%	738
ARTHREX MEDICAL CENTER	1	577	159	22%	737
CARE ONE OF FLORIDA	1	546	185	25%	732
GULF COAST MOLECULAR LABORATORIES	13	609	110	15%	732
EDEN SPRINGS NURSING AND REHAB CENTER		620	112	15%	732
MANOR PINES CONVALESCENT CENTER LLC	1	706	24	3%	731
FORT MYERS INTERNAL MEDICINE, LLC		656	70	10%	726

# COVID-19: testing by laboratory

Data through May 15, 2021 verified as of May 16, 2021 at 09:25 AM

Data in this report are provisional and subject to change.

The numbers in the table below represent the number of Florida and non-Florida residents for whom test results were received by the Department of Health. A person can be tested by more than one laboratory and can have both positive and negative results. **Therefore, the sum of the numbers in each column will be larger than the total number of people tested.**

Reporting lab	Inconclusive	Negative	Positive	Percent positive	Total
NATURE COAST MEDICAL GROUP		598	128	18%	726
DISNEY COVID TEST SITE		703	17	2%	720
DIAMOND RIDGE HEALTH AND REHABILITATION		683	36	5%	719
SOUTHERN LABORATORY SERVICES OF NWF		678	39	5%	717
VETERANS AFFAIRS MEDICAL CENTER	1	45	670	94%	716
NCH HEALTHCARE SYSTEM MICROBIOLOGY LAB		2	713	100%	715
MEDONE URGENT CARE AT ST. AUGUSTINE		258	456	64%	714
SUWANNEE HEALTH AND REHABILITATION CENTER		709	5	1%	714
JOHN KNOX VILLAGE HEALTH CENTER		682	31	4%	713
NCH HEALTHCARE BONITA		566	145	20%	711
ADVENT HEALTH - WESTCHASE ER		622	89	13%	711
OCALA FAMILY MEDICAL CENTER INC	2	615	93	13%	710
BAPTIST PRIMARY CARE	2	579	127	18%	708
CLIFFORD CHESTER SIMS STATE VETERANS		694	13	2%	707
EMERALD SHORES HEALTH AND REHABILITATION		604	102	14%	706
QUALITOX LABORATORIES		516	190	27%	706
GRAND COURT TAMPA		702	4	1%	706
Signature HealthCare Center of Waterford		664	37	5%	701
CHILDRENS CLINIC WEST FLORIDA PEDIATRICS		645	55	8%	700
AFC URGENT CARE		265	433	62%	698
HOLMES REGIONAL MEDICAL CENTER		11	686	98%	697
PREMIER MEDICAL LABORATORY SERVICES	2	468	225	32%	695
FLORIDA HOSPITAL WAUCHULA		531	164	24%	695
MAYFLOWER ASSISTED LIVING		688	7	1%	695
RIVER GARDEN HEBREW HOME FOR THE AGED		635	58	8%	693
VITAS HEALTHCARE CORP OF CENTRAL FL		665	26	4%	691
MEDICAL FP - WHOLE FAMILY HEALTH CENTER		567	120	17%	687
SIGNATURE HEALTHCARE OF BROOKWOOD GARDENS		673	11	2%	684
GOLDEN GLADES NURSING & REHABILITATION CTR		649	33	5%	682
PHYSICIANS PRIMARY CARE OF SOUTHWEST FLORIDA	1	650	29	4%	680
PALM BEACH COUNTY FIREFIGHTERS HEALTH CLINIC, LLC		581	98	14%	679
AMERICA'S PHARMACY LLC		597	81	12%	678
NAPLES CHILDREN'S URGENT CARE		597	81	12%	678
Palm Garden of Ocala		574	102	15%	676
SHORE ACRES CARE CENTER		635	40	6%	675
ADVENT HEALTH - TIMBERRIDGE ER		575	99	15%	674
TREE HOUSE PEDIATRICS PLLC		606	68	10%	674
QUOTIENT SCIENCES		650	23	3%	673
Plantation Bay Rehabilitation Center		648	24	4%	672
FHMG FLORIDA HOSPITAL MEDICAL GROUP		626	46	7%	672
MINI ER ADULT AND PEDIATRIC URGENT CARE		574	98	15%	672
MICHAEL A MIDDLETON MD PA		637	32	5%	669
CLEWISTON NURSING AND REHABILITATION CENTER		655	14	2%	669
ADVENTHEALTH MEDICAL GROUP PROMPT CAR	1	487	179	27%	667
PALM GARDEN OF TAMPA		635	32	5%	667
LIFE CARE CENTER OF HILLIARD		641	22	3%	663



# COVID-19: testing by laboratory

Data through May 15, 2021 verified as of May 16, 2021 at 09:25 AM

Data in this report are provisional and subject to change.

The numbers in the table below represent the number of Florida and non-Florida residents for whom test results were received by the Department of Health. A person can be tested by more than one laboratory and can have both positive and negative results. **Therefore, the sum of the numbers in each column will be larger than the total number of people tested.**

Reporting lab	Inconclusive	Negative	Positive	Percent positive	Total
ST JOHN'S NURSING CENTER		637	25	4%	662
NSPIRE HEALTHCARE MIAMI LAKES	8	635	15	2%	658
WILLOW BROOKE COURT AT INDIAN RIVER ESTATES		611	45	7%	656
POINT OF CARE TESTING SITE		630	26	4%	656
HMA SANTA ROSA MEDICAL CENTER LLC DBA		532	123	19%	655
MAVERICK LABS		461	191	29%	652
SABAL PALMS HEALTH AND REHAB		593	58	9%	651
MID-FLORIDA PATHOLOGY		482	167	26%	649
ORLANDO ORTHOPAEDIC OUTPATIENT SURGERY CENTER LLC		641	4	1%	645
VETERANS AFFAIRS MEDICAL CENTER - JAMES A HALEY			640	100%	640
HARBOUR HEALTH CENTER		619	19	3%	638
ADDINGTON PLACE AT WELLINGTON GREEN		626	11	2%	637
CHILDRENS MEDICAL ASSOCIATION PA		567	69	11%	636
SOLARIS HEALTHCARE LAKE CITY		533	103	16%	636
BALDOMERO LOPEZ STATE VETERANS NURSING HOME	2	628	6	1%	636
FLORIDA DEPARTMENT OF HEALTH IN CALHOUN COUNTY		490	145	23%	635
EXPRESS URGENT CARE LLC		1	631	100%	632
CONTINENTAL CLINICAL RESEARCH, LLC		557	75	12%	632
PHYSICIANS PRIMARY CARE LAB	1	552	77	12%	630
MANOR CARE NURSING CENTER OF SARASOTA FL LLC		540	88	14%	628
SEBASTIAN RIVER MEDICAL CENTER	3	444	179	29%	626
FLORIDA HOSPITAL MEDICAL GROUP		365	261	42%	626
CONSULATE HEALTHCARE OF VERO BEACH	14	527	83	13%	624
DAVITA LABS	4	613	7	1%	624
INTERNAL MEDICINE & PEDIATRICS OF TAMPA BAY PA		544	80	13%	624
WELL-BEING MEDICAL CENTER PLLC		563	60	10%	623
AFC URGENT CARE FAMILY CARE			623	100%	623
VILLA MARIA NURSING & REHAB CENTER INC	1	603	17	3%	621
PALM GARDEN OF ORLANDO		586	34	5%	620
THERADOC		152	464	75%	616
PIONEER CLINICAL LAB LLC		505	110	18%	615
PALMETTO FAMILY HEALTHCARE	1	398	211	35%	610
HOLY CROSS HOSPITAL		12	598	98%	610
AFC URGENT CARE SEMINOLE	1		608	100%	609
FOUNTAIN MANOR HEALTH AND REHAB CENTER	1	580	22	4%	603
ANCIENT CITY PEDIATRICS	1	576	25	4%	602
HOPE HOSPICE AND COMMUNITY SERVICES INC	14	566	21	3%	601
HEALTH CENTER AT BRENTWOOD	1	553	47	8%	601
MANOR OAKS NURSING & REHAB CENTER	5	593	2	0%	600
SUNSHINE URGENT CARE LLC		444	156	26%	600
DASCENA, INC	3	537	60	10%	600
NORTH FLORIDA RETIREMENT VILLAGE		595	5	1%	600
PATIENTS FIRST - MAHAN DRIVE		164	436	73%	600
The Manor at Blue Water Bay		535	63	11%	598
NEW YORK HOSPITAL LABORATORIES	1	580	16	3%	597
BONIFAY NURSING AND REHAB CENTER		563	33	6%	596



# COVID-19: testing by laboratory

Data through May 15, 2021 verified as of May 16, 2021 at 09:25 AM

Data in this report are provisional and subject to change.

The numbers in the table below represent the number of Florida and non-Florida residents for whom test results were received by the Department of Health. A person can be tested by more than one laboratory and can have both positive and negative results. **Therefore, the sum of the numbers in each column will be larger than the total number of people tested.**

Reporting lab	Inconclusive	Negative	Positive	Percent positive	Total
BODYK		584	11	2%	595
INNOVATIVE GENOMICS, LLC	9	540	46	8%	595
URGENT CARE EXPRESS LLC		235	359	60%	594
UNIVERSITY OF TAMPA INC, THE		572	21	4%	593
FLORIDA HOSPITAL HEARTLAND MED CTR LAKE PLACID		468	124	21%	592
BROOKDALE FORT MYERS CYPRESS LAKE		590	2	0%	592
HOSPICE OF THE FLORIDA SUNCOAST,THE		581	10	2%	591
DOH - INDIAN RIVER		490	101	17%	591
DBI HEALTH INC		572	16	3%	588
SHORELINE PHYSICIAN GROUP		364	223	38%	587
LAUDERDALE NURSING CENTER LLC	1	567	19	3%	587
AFC URGENT CARE TYRONE		4	582	99%	586
ENCOMPASS HEALTH REHABILITATION HOSPITAL OF SUNRISE	8	569	8	1%	585
EMERALD COAST PEDIATRICS & ADOL		512	67	12%	579
CONSULATE HEALTH CARE OF BAYONET POINT	4	556	18	3%	578
WEST GABLES HEALTH CARE CENTER		567	11	2%	578
FLORIDA STATE HOSPITAL CLINICAL LABORATORY		574	3	1%	577
PLANT CITY PEDIATRICS	1	460	113	20%	574
PORT SAINT LUCIE HOSPITAL		563	10	2%	573
TENNESSEE DOH - NASHVILLE	2	504	66	12%	572
MEDICAL VB		451	121	21%	572
NURSING PLUS OF BROWARD LLC	1	547	23	4%	571
PALM GARDEN OF WINTER HAVEN	3	552	16	3%	571
FIRST CHOICE PEDIATRICS		451	119	21%	570
ECCOLAB GROUP	1	149	420	74%	570
PREMIER MEDICAL CENTER LLC	11	530	28	5%	569
DIGNITY HEALING, LLC		550	19	3%	569
Solaris Healthcare Daytona	2	516	50	9%	568
BENTON PEDIATRICS INC		510	58	10%	568
PEDIATRIC ASSOCIATES OF OCALA PA		526	42	7%	568
RICARDO NAVARRO DO PA		478	88	16%	566
MEMORIAL PEMBROKE 24/7 CARE CENTER		433	129	23%	562
ARCPPOINTS LABS		491	71	13%	562
CHAUTAUQUA REHABILITATION AND NURSING CENTER		549	12	2%	561
NEMOURS CHILDREN'S HOSPITAL		453	108	19%	561
BAPTIST PRIMARY CARE, INC		530	31	6%	561
VETERANS AFFAIRS MEDICAL CENTER - BAY PINES		19	541	97%	560
PEDIATRICS BY THE SEA		525	34	6%	559
PALM GARDEN OF JACKSONVILLE	2	475	80	14%	557
THE VILLAGES REGIONAL HOSPITAL FREESTANDING		506	51	9%	557
CareATC - Jackson	120	391	46	8%	557
VETERANS AFFAIRS MEDICAL CENTER - GAINESVILLE		3	552	99%	555
LORI MCAULIFFE MD PA		508	47	8%	555
BROWARD PARTNERSHIP	6	540	8	1%	554
JAMES A HALEY VETERANS HOSPITAL		1	553	100%	554
CITRUS NURSING CENTER LLC		507	47	8%	554

# COVID-19: testing by laboratory

Data through May 15, 2021 verified as of May 16, 2021 at 09:25 AM

Data in this report are provisional and subject to change.

The numbers in the table below represent the number of Florida and non-Florida residents for whom test results were received by the Department of Health. A person can be tested by more than one laboratory and can have both positive and negative results. **Therefore, the sum of the numbers in each column will be larger than the total number of people tested.**

Reporting lab	Inconclusive	Negative	Positive	Percent positive	Total
The Sands at South Beach		549	4	1%	553
LIFE CARE CENTER OF WINTER HAVEN		533	20	4%	553
THE PALACE AT HOMESTEAD	1	530	21	4%	552
Good Samaritan Society Kissimmee Village		483	66	12%	549
PENSACOLA PEDIATRICS MILTON		487	61	11%	548
EXPERTUS LABORATORIES INC		448	100	18%	548
MEDIPATH		108	439	80%	547
VITAE DIAGNOSTICS		534	13	2%	547
Consulate Health Care of North Fort Myers		533	13	2%	546
MIDWAY SPECIALTY CARE CENTER	3	429	114	21%	546
CLINICAL LABS OF HAWAII		542	4	1%	546
NCF DIAGNOSTICS & DNA TECHNOLOGIES	15	213	318	58%	546
GANDY CROSSING CARE CENTER	1	525	20	4%	546
PARTICLE THEORY LABS		520	25	5%	545
COASTAL URGENT CARE		428	116	21%	544
CARENOW	2	308	234	43%	544
DOCTORS CENTER,THE		432	111	20%	543
LITTLE PINE PEDIATRICS PLLC	3	477	61	11%	541
JACKSON MEMORIAL LONG TERM CARE CENTER		505	36	7%	541
STEWART SEBASTIAN RIVER MEDICAL CENTER		484	57	11%	541
NORTH FLORIDA REHABILITATION & SPECIALTY CARE		531	9	2%	540
HERON POINTE HEALTH AND REHABILITATION	1	536	3	1%	540
MANOR AT CARPENTERS		507	32	6%	539
KINDRED HOSPITAL	10	507	22	4%	539
MAGNOLIA FAMILY URGENT CARE		487	51	9%	538
FLOMEDILAB		301	236	44%	537
WHITE-WILSON MEDICAL CENTER - NICEVILLE		485	51	10%	536
ORLANDO HEALTH CENTER FOR REHABILITATION		520	15	3%	535
SANDBAY URGENT CARE		433	100	19%	533
LIFE CARE CENTER OF PALM BAY		505	28	5%	533
JACKSON MEMORIAL PERDUE MEDICAL CENTER		502	29	5%	531
University Crossing		528	2	0%	530
GEORGIA PUBLIC HEALTH LABORATORY		495	35	7%	530
TRINITY REGIONAL REHAB CENTER		496	33	6%	529
ORLANDO VA MEDICAL CENTER		2	527	100%	529
MED FAST URGENT CARE CENTER		260	269	51%	529
CLERMONT HEALTH AND REHABILITATION CENTER		496	33	6%	529
BROOKSVILLE HEALTHCARE CENTER LLC		514	15	3%	529
FLORIDA DEPARTMENT OF HEALTH CLAY COUNTY	1	426	101	19%	528
MEDICAL CENTER CLINIC-IMMEDIATE CARE	1	423	104	20%	528
SOLARIS HEALTHCARE OSCEOLA		500	25	5%	525
NEW PLANT CITY FAMILY CARE	1	290	234	45%	525
SUSANNA WESLEY HEALTH CENTER		487	37	7%	524
Palm Garden of Largo		520	4	1%	524
Solaris HealthCare Windermere		491	33	6%	524
ATLANTIC SHORES NURSING AND REHAB CENTER	1	510	13	2%	524

# COVID-19: testing by laboratory

Data through May 15, 2021 verified as of May 16, 2021 at 09:25 AM

Data in this report are provisional and subject to change.

The numbers in the table below represent the number of Florida and non-Florida residents for whom test results were received by the Department of Health. A person can be tested by more than one laboratory and can have both positive and negative results. **Therefore, the sum of the numbers in each column will be larger than the total number of people tested.**

Reporting lab	Inconclusive	Negative	Positive	Percent positive	Total
HILLCREST HEALTH CARE & REHABILITATION CENTER	3	506	15	3%	524
STARKE FAMILY MEDICAL CENTER		429	95	18%	524
MOOSEHAVEN HEALTH CENTER		469	54	10%	523
METROPOLITAN HOSPITAL CENTER		514	9	2%	523
PARKLANDS FACILITY INC	4	477	42	8%	523
ST CLOUD REGIONAL MEDICAL CENTER CLINICAL LAB		394	129	25%	523
MEMPHIS PATHOLOGY LABORATORY	5	494	24	5%	523
OCEAN BIOSCIENCES		510	11	2%	521
ENZO CLINICAL LABS INC	3	491	26	5%	520
THE SPRINGS AT BOCA CIEGA BAY		507	11	2%	518
PINES OF SARASOTA		508	9	2%	517
Ocala Health and Rehabilitation Center		493	24	5%	517
AMBULATORY SURGERY CENTER OF BOCA RATON LTD		511	4	1%	515
PW WINDERMERE SUBTENANT LLC		511	4	1%	515
NEW YORK PRESBYTERIAN - CUMC CLINICAL		494	20	4%	514
MEDFAST URGENT CARE CENTERS		231	283	55%	514
WIMAUMA COMMUNITY HEALTH CENTER		424	89	17%	513
BOULEVARD REHABILITATION CENTER		495	16	3%	511
ASSOCIATESMD MEDICAL GROUP INC		436	75	15%	511
TIDEWELL HOSPICE INC	2	501	7	1%	510
BHA TITUSVILLE CLINIC		475	35	7%	510
LA MER NH LLC		500	8	2%	508
FLO-MEDILAB SERVICES LLC		195	311	61%	506
VITAS HEALTHCARE CORPORATION		500	5	1%	505
FAIRWAY OAKS CENTER LLC	6	493	6	1%	505
SAMANTHA WILSON CARE CENTER	4	489	12	2%	505
LIFE HOPE LABS, LLC		486	18	4%	504
ASCEND CLINICAL	7	415	82	16%	504
AZALEA TRACE PHYSICIAN SERVICES		497	7	1%	504
SOLARIS HEALTHCARE MERRITT ISLAND		442	62	12%	504
UNIVERSITY OF CENTRAL FLORIDA HEALTH SERVICES		483	21	4%	504
MEDSCAN LABORATORY INC	1	284	218	43%	503
OKEECHOBEE COUNTY HEALTH DEPT	1	371	131	26%	503
Heartland Healthcare of Ft. Myers	1	498	3	1%	502
Darcy Hall Of Life Care		488	14	3%	502
ADVENTHEALTH EXPRESS CARE AT		417	84	17%	501
GOOD SAMARITAN CENTER		498	3	1%	501
CLINICAL PATHOLOGY LABS		388	112	22%	500
Cypress Cove Care Center		398	101	20%	499
Colonial Lakes Health Care		453	46	9%	499
TUSKAWILLA NURSING AND REHAB CENTER	2	487	8	2%	497
Williston Care Center		433	64	13%	497
VILLAGE DOCTORS OF KEYSTONE		395	101	20%	496
SOLARIS HEALTHCARE BAYONET POINT		474	21	4%	495
NAIA		493	1	0%	494
VITAS LUTHERAN TOWERS INPATIENT PROGRAM		429	65	13%	494

# COVID-19: testing by laboratory

Data through May 15, 2021 verified as of May 16, 2021 at 09:25 AM

Data in this report are provisional and subject to change.

The numbers in the table below represent the number of Florida and non-Florida residents for whom test results were received by the Department of Health. A person can be tested by more than one laboratory and can have both positive and negative results. **Therefore, the sum of the numbers in each column will be larger than the total number of people tested.**

Reporting lab	Inconclusive	Negative	Positive	Percent positive	Total
Parkview Rehabilitation Center at Winter Park		483	10	2%	493
AMEERAH LABS, LLC	2	402	89	18%	493
ELLENTON PEDIATRICS		473	19	4%	492
EPN URGENT CARE		83	408	83%	491
Quest Diag Unspecifd	1	326	164	33%	491
Manatee Springs Rehabilitation and Nursing Center		469	20	4%	489
Life Care Center of Punta Gorda	1	470	15	3%	486
FAMILY EXPRESS URGENT CARE		5	479	99%	484
FLETCHER HEALTH AND REHABILITATION CENTER		480	3	1%	483
HARTS HARBOR HEALTH CARE CENTER		457	24	5%	481
PALM BEACH PEDIATRICS PA	2	416	62	13%	480
Bayside Care Center	1	459	20	4%	480
HOLISTIX TREATMENT CENTERS		469	11	2%	480
NAVAL HOSPITAL - JACKSONVILLE		138	341	71%	479
MOBILE MEDICAL ASSOCIATES PL	17	409	52	11%	478
Q ANSWER LAB	1	414	62	13%	477
HEALTHY STEPS PEDIATRICS		425	52	11%	477
ADVENTHEALTH EXPRESS CARE AT WALGREENS 49TH STREET		405	71	15%	476
Santa Rosa Center for Rehabilitation and Healing		403	72	15%	475
FAMILY CARE PARTNERS OF NORTHEAST FLORIDA LLC		396	79	17%	475
AYERS HEALTH & REHABILITATION CENTER		468	7	1%	475
SEASIDE HEALTH AND REHABILITATION CENTER		411	63	13%	474
MARION AND BERNARD L SAMSON NURSING CENTER		469	4	1%	473
MANOR CARE OF BOYNTON BEACH LLC		447	24	5%	471
HARDEE COUNTY HEALTH DEPARTMENT		383	88	19%	471
ONESTOP MEDICAL AND URGENT CARE LLC		408	63	13%	471
NTD_EUROFINS_AIMS		429	40	9%	469
ABBAY DELRAY		461	7	1%	468
PEDIATRIC HEALTH CARE ALLIANCE, PA		425	43	9%	468
MANORCARE HEALTH SERVICES - VENICE		410	56	12%	466
UNIVERSITY OF TAMPA STUDENT HEALTH AND SHC CLINICAL LABORATORY		298	168	36%	466
BROOKDALE PALMER RANCH	1	407	57	12%	465
HEALTHWORKS MED GROUP OF FLORIDA PA	3	452	9	2%	464
COLLIER COUNTY JAIL		461	3	1%	464
AVANTE AT OCALA INC	5	426	32	7%	463
ST PETERSBURG PEDIATRICS-SEMINOLE BLVD		389	73	16%	462
THE PALACE MANAGEMENT - THE PALACE AT CORAL GABLES		458	3	1%	461
ORCHARD PARK HEALTH & REHABILITATION		454	6	1%	460
INDIAN RIVER CTR, LLC		407	52	11%	459
PALM GARDEN OF WEST PALM BEACH	4	439	16	3%	459
TREASURE COAST COMMUNITY HEALTH	3	380	75	16%	458
MILLENNIA ADVANCED SCIENTIFIC LLC		406	51	11%	457
BLOUNTSTOWN REHABILITATION CENTER LLC		349	108	24%	457
ST PETERSBURG PEDIATRICS-PARK BLVD		414	42	9%	456
NATIONS BEST FAMILY HEALTH CARE		269	187	41%	456
BAPTIST HEALTH URGENT CARE AT PLANTATION		387	69	15%	456

# COVID-19: testing by laboratory

Data through May 15, 2021 verified as of May 16, 2021 at 09:25 AM

Data in this report are provisional and subject to change.

The numbers in the table below represent the number of Florida and non-Florida residents for whom test results were received by the Department of Health. A person can be tested by more than one laboratory and can have both positive and negative results. **Therefore, the sum of the numbers in each column will be larger than the total number of people tested.**

Reporting lab	Inconclusive	Negative	Positive	Percent positive	Total
RITECARE MEDICAL CENTER		365	90	20%	455
CLARIDGE HOUSE NURSING CENTER		437	18	4%	455
SPECIALTY HEALTH AND REHABILITATION CENTER		422	31	7%	453
WATERMARK LAKE POINTE WOODS LLC		435	18	4%	453
ROLLINS COLLEGE WELLNESS CENTER		130	322	71%	452
ST ANDREWS BAY SKILLED NURSING & PRO HEALTH		391	61	13%	452
RENAISSANCE AT THE TERRACES		440	8	2%	448
SMA SPECIALTY MEDICAL LAB		120	327	73%	447
DIAGNOSTIC & CLINICAL CARE SERVICES INC DBA		357	89	20%	446
DIAMOND RIDGE HEALTH AND REHABILITATION CENTER		424	22	5%	446
EMERITUS AT NAPLES	2	441	1	0%	444
MORSE LIFE MEMORY CARE RESIDENCE		433	10	2%	443
WALGREENS 3173		402	40	9%	442
Destin Healthcare and Rehabilitation Center	1	401	40	9%	442
CHEEK AND SCOTT DRUGS INC		368	73	17%	441
PENSACOLA PEDIATRICS, PA		421	19	4%	440
ORCHARD RIDGE CARE AND REHABILITATION CENTER		421	19	4%	440
BROOKDALE LAKE TAVARES		431	8	2%	439
TAMARAC REHABILITATION & HEALTH CENTER		432	6	1%	438
ABBOTT DIAGNOSTICS		409	29	7%	438
FLORIDA HEART & VASCULAR MULTISPECIALTY GROUP PA		334	103	24%	437
Bardmoor Oaks Healthcare and Rehabilitation Center		422	14	3%	436
HEALTH CENTRAL PARK		368	68	16%	436
PruittHealth Panama City	1	370	65	15%	436
BAPTIST PRIMARY CARE INC	1	406	28	6%	435
APP-UNIPATH, LLC	2	417	16	4%	435
Life Care Center of Ocala		362	70	16%	432
Solaris Healthcare Lake Benet		393	38	9%	431
AVECINA MEDICAL JULINGTON	1	240	189	44%	430
FLORIDA DEPT OF HEALTH IN BREVARD COUNTY	3	364	63	15%	430
PORT CHARLOTTE HMA		382	47	11%	429
HCSO OCCUPATIONAL HEALTH AND WELLNESS CENTER		344	83	19%	427
BAY VILLAGE OF SARASOTA INC		423	3	1%	426
SUNLAND MARIANNA COX MEDICAL CENTER		383	43	10%	426
SUN COUNTRY PEDIATRICS PLLC	9	378	37	9%	424
FLORIDA DEPARTMENT OF HEALTH IN LIBERTY COUNTY	3	324	97	23%	424
LUIS A GHIGLINO MD PA		412	12	3%	424
PALMS OF SEBRING		386	38	9%	424
Bay Breeze Senior Living and Rehabilitation Center		371	53	13%	424
SABAL DIRECT PRIMARY CARE, PA		339	84	20%	423
MY HEALTHY BLUEPRINT BY BAPTIST HEALTH CARE		355	68	16%	423
PEACHTREE IMMEDIATE CARE		356	66	16%	422
The Care Center at Pinellas Park	1	406	14	3%	421
LEHIGH REGIONAL MEDICAL CENTER LAB	2	372	47	11%	421
GARCIA CLINICAL LABORATORY		28	392	93%	420

# COVID-19: testing by laboratory

Data through May 15, 2021 verified as of May 16, 2021 at 09:25 AM

Data in this report are provisional and subject to change.

The numbers in the table below represent the number of Florida and non-Florida residents for whom test results were received by the Department of Health. A person can be tested by more than one laboratory and can have both positive and negative results. **Therefore, the sum of the numbers in each column will be larger than the total number of people tested.**

Reporting lab	Inconclusive	Negative	Positive	Percent positive	Total
BRIDGEWATER PARK HEALTH AND REHAB	3	381	34	8%	418
KEY LARGO - LARGO CARGO		379	38	9%	417
MINUTECLINIC LLC #3671		372	45	11%	417
HEALTH PARK CARE CENTER		409	7	2%	416
ARCPPOINT LABS OF ST PETERSBURG		325	91	22%	416
FLORIDA DEPARTMENT OF HEALTH		361	54	13%	415
LIFE CARE PONTE VEDRA INC		402	12	3%	414
PALMS REHABILITATION AND HEALTHCARE CENTER		374	40	10%	414
STUART - FAIRGROUNDS		364	49	12%	413
Timberridge Center for Rehabilitation and Healing		378	35	8%	413
BARTON HEALTH ALLIANCE	3	360	49	12%	412
LASER & SURGERY CENTER OF THE PALM BEACHES		409	2	0%	411
UR MEDICINE LABS- CENTRAL LABORATORY		384	26	6%	410
HARDEE MANOR HEALTH CARE CENTER	1	405	4	1%	410
BAYSHORE DIAGNOSTICS		362	46	11%	408
Solaris Healthcare Coconut Creek		397	11	3%	408
TIDE LABORATORIES		362	45	11%	407
Vi at Lakeside Village Skilled Nursing		392	15	4%	407
NAPHCARE, INC AT MANATEE COUNTY JAIL		380	26	6%	406
HENDRY REGIONAL MEDICAL CENTER		118	287	71%	405
ELMCROFT PINECREST	1	376	27	7%	404
TRI-COUNTY NURSING AND REHABILITATION CENTER INC		389	15	4%	404
GENETIC TECHNOLOGICAL INNOVATIONS, LLC		389	14	3%	403
ENCOMPASS HEALTH REHABILITATION OF SEA PINES		400	2	0%	402
SANFORD LABORATORIES		358	43	11%	401
OCEAN VIEW NURSING AND REHAB CENTER		379	22	5%	401
Life Care Center at Inverrary		390	10	3%	400
PEDIATRICS IN BREVARD PA- ROCKLEDGE		353	47	12%	400
Coastal Health and Rehabilitation Center		386	12	3%	398
MEDFAST URGENT CARE CENTER		167	231	58%	398
BAPTIST HEALTH SOUTH FLORIDA - WEST BOCA URGENT CARE		331	67	17%	398
MADISON FACILITY INC		390	7	2%	397
ADVANCED AMBULATORY SURGERY CENTER		383	14	4%	397
ROSEWOOD HEALTH AND REHABILITATION CENTER		370	27	7%	397
AVON PARK PEDIATRICS INC	3	352	42	11%	397
JACKSONVILLE KIDS PEDIATRICS, PLLC		361	35	9%	396
FAMILY MEDICAL CARE OF PALM BEACH		281	113	29%	394
EXCEL PEDIATRICS		336	58	15%	394
MINI ER AND URGENT CARE		289	105	27%	394
SIGNATURE HEALTHCARE OF NORTH FLORIDA		390	4	1%	394
RAPID RELIABLE TESTING NY LLC		380	12	3%	392
MANORCARE AT LELY PALMS		383	8	2%	391
CORAL TRACE HEALTH CARE	2	384	5	1%	391
SUNCOAST URGENT CARE		290	100	26%	390
BARBER		13	376	97%	389
ST JOSEPH'S HOSPITAL LABORATORY		2	387	99%	389

# COVID-19: testing by laboratory

Data through May 15, 2021 verified as of May 16, 2021 at 09:25 AM

Data in this report are provisional and subject to change.

The numbers in the table below represent the number of Florida and non-Florida residents for whom test results were received by the Department of Health. A person can be tested by more than one laboratory and can have both positive and negative results. **Therefore, the sum of the numbers in each column will be larger than the total number of people tested.**

Reporting lab	Inconclusive	Negative	Positive	Percent positive	Total
AVANTE AT MT DORA		381	8	2%	389
Stacey Health Care Centers Inc. dba Riverside Care Center		358	30	8%	388
JACKSONVILLE VA UNIVERSITY OPC	4	372	12	3%	388
LIFE BRITE	4	365	19	5%	388
VILLAGE PLACE NH LLC		340	47	12%	387
SERENADES IN THE VILLAGES		333	53	14%	386
BEAR CREEK NURSING CENTER		381	5	1%	386
BOCA BIOLISTICS REFERENCE LABORATORY	3	256	127	33%	386
SEA BREEZE REHAB AND NURSING CENTER		376	9	2%	385
VILLAGE DOCTORS FAMILY MEDICAL CENTER OF		316	68	18%	384
COMMUNITY HEALTH AND REHABILITATION CENTER		321	63	16%	384
BAYFRONT MEDICAL		335	47	12%	382
VETERANS AFFAIRS MEDICAL CENTER - LAKE CITY		52	330	86%	382
BROOKDALE PADDOCK HILLS	2	378	2	1%	382
ST CATHERINE'S WEST REHABILITATION HOSPITAL		369	13	3%	382
HOLISTIC PEDIATRICS GROUP LLC		354	26	7%	380
KISSIMMEE FACILITY OPERATIONS LLC		356	24	6%	380
TRENTON MEDICAL CENTER INC DBA PALMS MEDICAL GROUP	4	282	93	25%	379
ELMHURST HOSPITAL CENTER	1	345	32	8%	378
ACCESS MEDICAL CENTER	1	344	33	9%	378
ARCPPOINT LABS OF SARASOTA MANATEE		295	83	22%	378
WALGREENS 4915	1	336	40	11%	377
FL HUD DESTIN, LLC D/B/A GRAND BOULEVARD HEALTH		338	39	10%	377
24/7 PEDIATRIC CARE CENTERS INC		356	21	6%	377
EHEALTHSCREENINGS, LLC		377			377
VIERA VA OPC		370	7	2%	377
SPRINGTREE REHAB & HEALTH CARE CENTER		352	24	6%	376
COLOR GENOMICS, INC.	4	366	6	2%	376
solaris Healthcare Parkway	2	355	19	5%	376
BAYA PHARMACY WEST		8	368	98%	376
FAIR HAVENS CENTER, OPCO		368	8	2%	376
Solaris HealthCare Imperial		368	8	2%	376
REHABILITATION CENTER OF LAKE CITY, THE		345	30	8%	375
FAMILY CARE PARTNERS OF NE FLORIDA LLC		298	77	21%	375
ELLENTON PEDIATRICS PA		353	21	6%	374
HARBOURWOOD	1	365	8	2%	374
EPWORTH VILLAGE RETIREMENT COMMUNITY		367	6	2%	373
MANOR CARE OF NAPLES FL LLC		367	6	2%	373
HAINES CITY REHABILITATION AND NURSING CENTER		349	24	6%	373
LAKE EUSTIS HEALTH AND REHABILITATION CENTER		364	8	2%	372
HOLIDAY CVS LLC DBA CVS/PHARMACY #0440		356	16	4%	372
MACDILL AIR FORCE BASE		330	41	11%	371
URGENT CARE BETHESDA	1	318	52	14%	371
HOLLEY NAVARRE MEDICAL CLINIC		287	84	23%	371
CENTRAL FLORIDA HEALTH SERVICES		324	46	12%	370
INFORM DIAGNOSTICS		361	9	2%	370

# COVID-19: testing by laboratory

Data through May 15, 2021 verified as of May 16, 2021 at 09:25 AM

Data in this report are provisional and subject to change.

The numbers in the table below represent the number of Florida and non-Florida residents for whom test results were received by the Department of Health. A person can be tested by more than one laboratory and can have both positive and negative results. **Therefore, the sum of the numbers in each column will be larger than the total number of people tested.**

Reporting lab	Inconclusive	Negative	Positive	Percent positive	Total
PALMETTO SUBACUTE CARE CENTER		359	11	3%	370
TAVARES PEDIATRICS		310	59	16%	369
ADVENT HEALTH - TAMPA		148	221	60%	369
BAYA POINTE NURSING AND REHABILITATION		286	83	22%	369
RIVERS FAMILY MEDICINE PA		281	87	24%	368
XPRESS URGENT CARE- PORT ST. LUCIE		214	154	42%	368
ESTERO ISLAND MEDICAL CENTER		290	76	21%	366
AVENTURA REHAB AND NURSING CENTER		346	18	5%	364
Marshall Health and Rehabilitation Center		314	49	13%	363
GULF COAST MEDICAL CENTER		356	6	2%	362
CYPRESS COVE		354	8	2%	362
Surrey Place Healthcare and Rehabilitation		359	2	1%	361
HOSPICE OF LAKE & SUMTER INC	1	350	10	3%	361
SOUTHWEST ORLANDO FAMILY MEDICINE, PL		298	60	17%	358
ARGO SENIOR LIVING AT HAVERHILL		336	21	6%	357
CITY OF PORT SAINT LUCIE		333	24	7%	357
AVANTE AT LEESBURG INC		352	5	1%	357
FLORIDA KEYS PEDIATRICS & ADOLESCENT CENTER		338	18	5%	356
AFTER HOURS PEDIATRICS INC	1	1	353	99%	355
The Grove Health and Rehabilitation		331	24	7%	355
VI AT BENTLEY VILLAGE HOME CARE		353	1	0%	354
KEY WEST HEALTH AND REHAB	1	344	8	2%	353
EAST RIDGE RETIREMENT VILLAGE		350	3	1%	353
HCTB INC		295	58	16%	353
VILLAGE AT VIENNA SQUARE,THE	6	329	17	5%	352
CRYSTAL RIVER HEALTH & REHAB		348	4	1%	352
MY CLINICAL LAB		223	129	37%	352
WILLISTON PEDIATRICS PA	1	310	41	12%	352
FOUNTAIN INN NURSING & REHABILITATION CTR, INC		346	6	2%	352
POMPANO REHABILITATION AND NURSING CTR		346	5	1%	351
Avante at St Cloud, Inc.		340	11	3%	351
CORAL BAY HEALTHCARE AND REHABILITATION	1	338	12	3%	351
DEPARTMENT OF HEALTH BUREAU OF FAMILY		338	12	3%	350
Concordia Village of Tampa AL		345	5	1%	350
TGH		1	349	100%	350
FIRST CHOICE PEDIATRICS INC		309	40	11%	349
FRICKS PHARMACY		282	67	19%	349
JACKSON PLAZA NURSING & REHAB CENTER	6	332	9	3%	347
CONCIMED LLC		314	33	10%	347
HEALTH DESIGNS		332	14	4%	346
SELECT REFERENCE LABORATORIES, LLC	1	333	12	3%	346
APOLLO HEALTH & REHABILITATION		339	7	2%	346
USAFSAM/PHE		175	170	49%	345
SUNRISE DIAGNOSTIC LABORATORY		292	53	15%	345
LabCorp (Non-Interfaced)	2	133	210	61%	345
FLORIDA HEALTH CARE PLANS			344	100%	344



# COVID-19: testing by laboratory

Data through May 15, 2021 verified as of May 16, 2021 at 09:25 AM

Data in this report are provisional and subject to change.

The numbers in the table below represent the number of Florida and non-Florida residents for whom test results were received by the Department of Health. A person can be tested by more than one laboratory and can have both positive and negative results. **Therefore, the sum of the numbers in each column will be larger than the total number of people tested.**

Reporting lab	Inconclusive	Negative	Positive	Percent positive	Total
REGENTS PARK OF BOCA RATON☐		339	5	1%	344
ADVENT HEALTH CENTRA CARE - PALM COAST		80	262	77%	342
SIGNATURE HEALTHCARE AT THE COURTYARD		294	47	14%	341
ST LUCIE EMPLOYEE HEALTH & WELLNESS CENTER		328	13	4%	341
STATMED QUICK QUALITY CLINIC AT NORTH PINELLAS		80	261	77%	341
CRONOS CLINICAL LABORATORY	22	227	91	27%	340
QUICK CARE MED LLC	1	272	67	20%	340
RULEME CENTER	2	306	30	9%	338
MACCLENNY NURSING AND REHAB		320	18	5%	338
MEDICAL CENTER AT OCEAN REEF,THE		321	17	5%	338
ST JUDE CHILDREN'S RESEARCH HOSPITAL		323	15	4%	338
ROSEN MEDICAL CENTER		291	45	13%	336
Avante at Inverness		333	3	1%	336
AMERICAN FINNISH NURSING HOME	2	326	8	2%	336
LODGE HEALTH AND REHABILITATION CENTER, THE		302	33	10%	335
MIAMI CEREBRAL PALSY RESIDENTIAL		334	1	0%	335
DELTONA HEALTH CARE		307	28	8%	335
KENNEDY PAIN CLINIC GROUP LLC		301	34	10%	335
ARDEN COURTS OF TAMPA☐	2	327	6	2%	335
EDGEWATER AT WATERMAN VILLAGE,THE		318	16	5%	334
GOOD SAMARITAN SOCIETY-DAYTONA		313	21	6%	334
TIERRA PINES CENTER		321	13	4%	334
PHYSICIANS REGIONAL WALK-IN		196	138	41%	334
DAYTONA BEACH HEALTH AND REHAB CENTER		332	2	1%	334
CROSS POINTE CARE CENTER	2	325	6	2%	333
NORTH PINELLAS STATMED QUICK QUALITY CLINICS		236	97	29%	333
Life Care Center at Wells Crossing		309	24	7%	333
AMERICAN ESOTERIC LAB-BIRMINGHAM		328	5	2%	333
ACCURATE DIAGNOSTIC LABS, INC		313	18	5%	331
CENTERSTONE OF FLORIDA☐		301	28	9%	329
220 GOLDEN, LLC	1	312	16	5%	329
WESTCHESTER GARDENS LIMITED PARTNERSHIP		319	9	3%	328
COLLIER PHARMACY		269	58	18%	327
TALLAHASSEE NHHI LLC	1	299	27	8%	327
ST JAMES HEALTH AND REHABILITATION CENTER		240	87	27%	327
CORAL REEF NURSING & REHABILITATION CENTER		319	8	2%	327
SILVER CREEK SENIOR LIVING COMMUNITY		321	5	2%	326
HAVEN OF OUR LADY OF PEACE INC		318	8	2%	326
PIONEER CLINICAL LAB, LLC		212	113	35%	325
JUPITER MEDICAL CENTER URGENT CARE - STUART		246	79	24%	325
STAR CARE		270	54	17%	324
Sunset Point Center		318	6	2%	324
ST VINCENT'S AMBULATORY CARE INC DBA	2	282	39	12%	323
AVELLINO LAB USA, INC	1	308	14	4%	323
LUTHERAN HAVEN		314	9	3%	323
Life Care Center of Sarasota		309	13	4%	322

# COVID-19: testing by laboratory

Data through May 15, 2021 verified as of May 16, 2021 at 09:25 AM

Data in this report are provisional and subject to change.

The numbers in the table below represent the number of Florida and non-Florida residents for whom test results were received by the Department of Health. A person can be tested by more than one laboratory and can have both positive and negative results. **Therefore, the sum of the numbers in each column will be larger than the total number of people tested.**

Reporting lab	Inconclusive	Negative	Positive	Percent positive	Total
BIOCEPT		300	22	7%	322
Avante at Orlando	1	314	6	2%	321
HEATHER HILL HEALTHCARE CENTER		274	47	15%	321
HUNT CLUB PEDIATRIC ASSOCIATES, P.A.		273	48	15%	321
LAKESIDE NEUROLOGIC		306	14	4%	320
West Melbourne Health and Rehabilitation Center		319	1	0%	320
JACKSONVILLE UNIVERSITY	1	302	17	5%	320
PruittHealth Santa Rosa		225	94	29%	319
HOMESTEAD MANOR	2	275	41	13%	318
MEDEXPRESS LUTZ		4	313	99%	317
D PEDIATRICS		285	31	10%	316
HIGHLANDS URGENT CARE		1	315	100%	316
BAY COUNTY SHERIFFS OFFICE JAIL FACILITY		262	53	17%	315
SILVERCREST HEALTH AND REHABILITATION CENTER	3	303	8	3%	314
LEESBURG PEDIATRICS		277	37	12%	314
PALM GARDEN OF PINELLAS		313	1	0%	314
CONSULATE HEALTH CARE OF SAFETY HARBOR		307	7	2%	314
GENESIS MEDICAL LABORATORY MIAMI FL.		83	230	73%	313
AMERICAN RESEARCH LABS		266	47	15%	313
OSPREY LODGE		252	60	19%	312
PONTE VEDRA GARDENS		311	1	0%	312
CONEY ISLAND HOSPITAL	1	298	11	4%	310
RIVERWOOD HEALTH NH LLC		271	39	13%	310
Chatsworth at PGA National, LLC		295	14	5%	309
MIDWAY PRIMARY CARE, LLC	11	190	108	35%	309
PROFESSIONAL URGENT CARE SERVICES		256	52	17%	308
USA HEALTH UNIVERSITY HOSPITAL CLINICAL LABORATORY	1	297	10	3%	308
PERSONALIZED GENETIC TESTING	3	204	100	33%	307
WHITE WILSON MEDICAL IMMEDIATE CARE NICEVILLE		80	227	74%	307
Chatham Glen Healthcare and Rehabilitation Center		298	9	3%	307
FREEDOM SQUARE NURSING CENTER		294	12	4%	306
LAKELAND REGIONAL HEALTH SYSTEMS INC		39	266	87%	305
DE LUNA HEALTH AND REHABILITATION CENTER		281	23	8%	304
CLARE BRIDGE ORMOND BEACH	1	303			304
MILLENNIUM PHYSICIAN GROUP LLC		265	38	13%	303
LAKE PARK OF MADISON		292	11	4%	303
SARAPATH DIAGNOSTICS		172	131	43%	303
MEDICATION ROOMS-CSU/CI NURSE STATION	1	288	13	4%	302
FLORIDA ATLANTIC UNIVERSITY STUDENT HEALTH		250	52	17%	302
ARBOR FACILITY INC		298	4	1%	302
DISCOVERY VILLAGE AT NAPLES		284	17	6%	301
JUPITER MEDICAL CENTER URGENT CENTER		252	49	16%	301
AVANTE AT ORMOND BEACH INC		291	9	3%	300
renaissance health and rehabilitation center		273	27	9%	300
BUENA VISTA URGENT CARE		264	34	11%	298
PAVILION FOR HEALTHCARE, THE		295	3	1%	298

# COVID-19: testing by laboratory

Data through May 15, 2021 verified as of May 16, 2021 at 09:25 AM

Data in this report are provisional and subject to change.

The numbers in the table below represent the number of Florida and non-Florida residents for whom test results were received by the Department of Health. A person can be tested by more than one laboratory and can have both positive and negative results. **Therefore, the sum of the numbers in each column will be larger than the total number of people tested.**

Reporting lab	Inconclusive	Negative	Positive	Percent positive	Total
HEARTLAND PEDIATRICS OF LAKE PLACID PA	1	260	36	12%	297
THE RESIDENCE AT TIMBER PINES	4	267	26	9%	297
BROOKDALE DESTIN		284	12	4%	296
ALLIANCE PEDIATRICS PA		288	8	3%	296
IMA MEDICAL GROUP	1	212	82	28%	295
LONGWOOD FAMILY PRACTICE		226	69	23%	295
CAREATC CITY OF TAMPA	25	229	41	14%	295
HOSPICE OF ST FRANCIS INC		287	7	2%	294
FARAH MEDICAL		279	15	5%	294
WESTWOOD HEALTHCARE SNF		248	46	16%	294
CHIPOLA HEALTH AND REHAB		276	18	6%	294
BOND CLINIC, PA		219	74	25%	293
WALGREENS #04809	1	262	30	10%	293
NORTHWEST MEDICAL CENTER CLINICAL LABORATORY		175	118	40%	293
PROTEUS MOLECULAR AND CLINICAL LAB	1	180	112	38%	293
AMELIA MEDICAL CARE		133	159	54%	292
BIOIQ		243	48	16%	291
SANDY PINES	2	245	44	15%	291
SHC College Park		288	3	1%	291
WALGREENS 10670		253	38	13%	291
PALMS FACILITY INC		273	18	6%	291
BARBARA O'REILLY MD PA		283	7	2%	290
Rehabilitation Center for Park Place LLC		279	11	4%	290
AMERICAN HEALTH ASSOCIATES INC	1	270	19	7%	290
DAVID SCOTT MADWAR MD PA		261	29	10%	290
Solaris Senior Living North Naples ALF		281	9	3%	290
SIGNATURE HEALTHCARE OF ORANGE PARK		286	4	1%	290
STERLING HOUSE OF DELAND		288	1	0%	289
AUBURN UNIVERSITY MEDICAL CLINIC		227	62	21%	289
DOCTORS MEMORIAL HOSPITAL		158	131	45%	289
TRUE NORTH HEALTH NAVIGATION LLC DBA DISPATCHHEALTH	1	240	48	17%	289
PALM GARDEN OF GAINESVILLE	2	285	2	1%	289
Terrace Health and Rehab		284	4	1%	288
VITAS HEALTHCARE CORPORATION OF FL		273	15	5%	288
MAGNOLIA DIAGNOSTICS, LLC	4	256	28	10%	288
W FRANK WELLS NURSING HOME		258	29	10%	287
BENTLEY CARE CENTER		286	1	0%	287
VETERANS AFFAIRS MEDICAL CENTER - MIAMI		2	285	99%	287
Flagler Health and Rehabilitation		281	5	2%	286
A PLUS PEDIATRICS		251	34	12%	285
CHIPOLA MEDICAL ASSOCIATES, LLC		207	77	27%	284
BROWARD NURSING & REHABILITATION CTR	8	260	16	6%	284
LAKE VIEW CARE CENTER AT DELRAY		277	6	2%	283
AURORA DIAGNOSTICS BERNHARDT LABORATORIES PATHOLOGY SERVICE		190	93	33%	283
WASHINGTON REHAB AND NURSING		271	10	4%	281
BRENTWOOD RETIREMENT COMMUNITY	5	242	34	12%	281

# COVID-19: testing by laboratory

Data through May 15, 2021 verified as of May 16, 2021 at 09:25 AM

Data in this report are provisional and subject to change.

The numbers in the table below represent the number of Florida and non-Florida residents for whom test results were received by the Department of Health. A person can be tested by more than one laboratory and can have both positive and negative results. **Therefore, the sum of the numbers in each column will be larger than the total number of people tested.**

Reporting lab	Inconclusive	Negative	Positive	Percent positive	Total
Signature healthcare of Jacksonville		275	5	2%	280
ADVENT HEALTH - PALM HARBOR ER		231	49	18%	280
DOS OF NORTH SHORES NURSING & REHAB CENTER		279			279
ISLAND HEALTH AND REHABILITATION CENTER		271	8	3%	279
PRUITT HEALTH-SANTA ROSA		275	2	1%	277
Crossbreeze care center	1	274	2	1%	277
RITE MEDICAL CARE PC		274	3	1%	277
VILLAGES REGIONAL HOSPITAL SURGERY CENTER LLC, THE		218	58	21%	276
Avante at Lake Worth, Inc.	1	269	6	2%	276
Jacaranda Manor		274	2	1%	276
NADAL PEDIATRICS		223	52	19%	275
Sunnyside Nursing Home		271	3	1%	274
FLOW HEALTH LABORATORIES LLC		268	6	2%	274
NASSAU COUNTY JAIL		229	45	16%	274
GEORGE SAFRAN MD PC		260	14	5%	274
Glades West Rehabilitation and Nursing Center		266	8	3%	274
Cross Gardens Care Center		272	1	0%	273
The Ponce Therapy Care Center		269	4	1%	273
FIRST CHOICE PRIMARY CARE		216	56	21%	272
GATTOLINE ENTERPRISES, INC. DBA FAMILY CARE PHARMACY		223	48	18%	271
LAKEVIEW INTERNAL MEDICINE		204	67	25%	271
Premier Place at The Glenview		261	9	3%	270
LEHIGH VALLEY GENOMICS		45	225	83%	270
ATLANTIC URGENT CARE		186	84	31%	270
ADVENT HEALTH CARE CENTER	9	246	15	6%	270
PBC FIREFIGHTER BENEFIT FUND WELLNESS CENTER		225	45	17%	270
SURREY PLACE CARE CENTER		262	7	3%	269
ADVENT HEALTH CENTRA CARE - ORMOND BEACH		113	155	58%	268
FORT PIERCE HEALTH CARE		261	7	3%	268
FORT MYERS REHABILITATION AND NURSING CENTER		241	26	10%	267
NORTH FLORIDA PEDIATRICS - MARIANNA		227	40	15%	267
ST MARK VILLAGE	1	261	5	2%	267
BARTRAM CROSSING		267			267
EVENT MED SERVICES LABORATORY		261	5	2%	266
EDGEWOOD NURSING CENTER		255	10	4%	265
LAKESIDE HEALTH CENTER		263	2	1%	265
SERANADES BY SONATA WEST ORANGE		236	29	11%	265
MARTIN ACQUISITION 1 LLC DBA		251	14	5%	265
THE PLAYERS CHAMPIONSHIP		265			265
MIAMI JEWISH HEALTH SYSTEMS, INC	4	251	10	4%	265
SEAVIEW NURSING AND REHABILITATION CENTER		254	10	4%	264
BRANDON COMMUNITY HEALTH CENTER		230	31	12%	261
BRADEN RIVER REHABILITATION CENTER LLC		258	2	1%	260
KINDRED HOSPITAL THE PALM BEACHES		254	6	2%	260
CLIFFORD CHESTER SIMS VA NURSING HOME		251	9	3%	260
TERRACES OF LAKE WORTH CARE CENTER□		248	12	5%	260

# COVID-19: testing by laboratory

Data through May 15, 2021 verified as of May 16, 2021 at 09:25 AM

Data in this report are provisional and subject to change.

The numbers in the table below represent the number of Florida and non-Florida residents for whom test results were received by the Department of Health. A person can be tested by more than one laboratory and can have both positive and negative results. **Therefore, the sum of the numbers in each column will be larger than the total number of people tested.**

Reporting lab	Inconclusive	Negative	Positive	Percent positive	Total
PATHWAY PHARMACY		216	44	17%	260
CARENOW LAKE MARY		45	215	83%	260
VETERANS AFFAIRS ORLANDO VA MEDICAL CENTER			260	100%	260
ADVENT HEALTH - ORLANDO		195	65	25%	260
PINELLAS CARE CENTER		223	37	14%	260
SACRED HEART HEALTH SYSTEM INC		215	44	17%	259
CONSULATE HEALTHCARE OF KISSIMMEE		247	12	5%	259
KR at Hillsborough Lakes/Lutz Healthcare		248	10	4%	258
FLORIDA MEDICAL CLINIC LLC		173	85	33%	258
SAMIR EBEID MD		232	26	10%	258
OAKBROOK HEALTH AND REHABILITATION CENTER	1	243	14	5%	258
AZALEA TRACE		245	13	5%	258
FELLOWSHIP HOME AT THE FAIRWAY LLC		251	7	3%	258
CCS - JOSEPH V CONTE		256	2	1%	258
FLORIDA WOMAN CARE LABORATORY LLC		232	26	10%	258
HUNT CLUB PEDIATRIC ASSOCIATES PA		178	79	31%	257
FEDERATION CCRC OPERATIONS CORP		254	3	1%	257
SPRINGS AT LAKE POINTE WOODS		255	2	1%	257
ESCAMBIA COUNTY JAIL DETENTION DIVISION		250	7	3%	257
BAYVIEW CENTER		251	6	2%	257
MARTIN MEMORIAL MEDICAL CENTER LAB		128	129	50%	257
BAYA URGENT CARE LLC		224	33	13%	257
BVM THE BRIDGES LLC		254	2	1%	256
ABSOLUTE HEALTH INTERNAL MEDICINE AND PEDIATRICS		228	28	11%	256
HOMESTEAD VILLAGE		245	11	4%	256
FLORIDA CLINICAL LABORATORY-BIOREFERENCE LABORATORIES		103	152	60%	255
RIVERSIDE RECOVERY OF TAMPA		253	2	1%	255
VIERA DEL MAR HEALTH AND REHABILITATION CENTER		242	13	5%	255
SHELL POINT VILLAGE MEDICAL CENTER		246	8	3%	254
ADVANCED MEDICAL GROUP		2	250	99%	252
CAREATC, INC.	1	226	24	10%	251
BUREAU OF CLINICAL LABORATORIES		209	42	17%	251
Consulate Health Care of St. Petersburg		244	7	3%	251
ST ANTHONYS REHABILITATION HOSPITAL	9	240	2	1%	251
ALTAMONTE PEDIATRIC ASSOCIATES		175	74	30%	249
ST PETERSBURG PEDIATRICS-EAST BAY	1	210	38	15%	249
ESCAMBIA COUNTY JAIL	2	180	67	27%	249
Royal Oaks Nursing and Rehab		248	1	0%	249
UCC - WELLINGTON		3	246	99%	249
ARDEN COURTS OF FORT MYERS		241	7	3%	248
LAKE REGIONAL URGENT CARE		12	236	95%	248
CARRINGTON PLACE OF ST PETE LLC		242	6	2%	248
Orchid Cove at Sarasota		246	1	0%	247
ADVENTHEALTH EXPRESS CARE AT WESLEY CH		218	29	12%	247
SUNLIFE PHARMACY		217	29	12%	246
AVECINA MOBILE		121	125	51%	246

# COVID-19: testing by laboratory

Data through May 15, 2021 verified as of May 16, 2021 at 09:25 AM

Data in this report are provisional and subject to change.

The numbers in the table below represent the number of Florida and non-Florida residents for whom test results were received by the Department of Health. A person can be tested by more than one laboratory and can have both positive and negative results. **Therefore, the sum of the numbers in each column will be larger than the total number of people tested.**

Reporting lab	Inconclusive	Negative	Positive	Percent positive	Total
life Care Center of Melbourne		229	17	7%	246
Heritage Healthcare at Tallahassee		239	7	3%	246
ROSEWOOD HEALTHCARE & REHABILITATION CENTER		239	6	2%	245
PADDOCK RIDGE		242	3	1%	245
ST AUGUSTINE HEALTH & REHAB CENTER		244	1	0%	245
REGENTS PARK AT AVENTURA		229	15	6%	244
MCW MENTAL HEALTH LLC		240	4	2%	244
MALABAR/ADVENT CENTRA CARE		48	196	80%	244
WHITE WILSON MEDICAL CENTER IMMEDIATE CARE		136	108	44%	244
ARCHER HEALTH VENTURES, LLC		217	25	10%	242
SOLARIS SENIOR LIVING VERO BEACH		233	9	4%	242
VILLA MARIA WEST SKILLED NURSING FACILITY		233	8	3%	241
GOOD SAMARITAN CARES		236	5	2%	241
STERLING HOUSE OF WINTER HAVEN		237	3	1%	240
SOUTHLAND SUITES OF ORMOND BEACH	4	236			240
PALM GARDEN OF AVENTURA		236	4	2%	240
AMERICAN HOUSE SENIOR LIVING		189	51	21%	240
CLARE BRIDGE OF SARASOTA		238	2	1%	240
Lake Port Square Health Center		221	19	8%	240
ORANGE COUNTY HEALTH DEPT		228	11	5%	239
Signature Healthcare of Ormond		237	2	1%	239
Kindred Hospital South Florida Hollywood SNU		230	8	3%	238
ARDEN COURTS OF SEMINOLE		197	41	17%	238
NORTH FLORIDA PEDIATRICS PA - DUVAL		209	29	12%	238
FIRSTCARE CLINIC		121	117	49%	238
CLERMONT URGENT CARE		1	237	100%	238
FLORIDA HEALTH CARE PLAN INC		2	236	99%	238
BAY VUE NURSING AND REHABILITATION CENTER		224	11	5%	235
OAK HAMMOCK AT THE UNIVERSITY OF FLORIDA		229	6	3%	235
BAY TREE CARE AND REHABILITATION CENTER		197	38	16%	235
Fouraker Hills Rehab and Nursing		226	9	4%	235
GUEST HOUSE OCALA, THE		224	11	5%	235
MANDARIN PEDIATRICS		210	24	10%	234
CHILDREN MED CARE INC		201	33	14%	234
LCS SANDHILL COVE LLC DBA	6	219	9	4%	234
MATHISON RETIREMENT COMMUNITY, INC	1	222	11	5%	234
MEASE COUNTRYSIDE HOSPITAL		2	231	99%	233
DOCTORS MEMORIAL FAMILY MEDICINE	2	163	68	29%	233
Lakewood Nursing Center		198	34	15%	232
BORLAND GROOVER CLINIC	1	192	39	17%	232
HEARTLAND SOUTH JACKSONVILLE OF JACKSONVILLE FL ,		232			232
JUNO DERMATOLOGY LLC		214	18	8%	232
YOUR FAMILY WALK-IN CLINIC		17	214	93%	231
ManorCare Health Services-Palm Harbor	1	229	1	0%	231
ADVENT HEALTH - LAKE NONA		196	35	15%	231
HOSPITAL FOR SPECIAL SURGERY		227	3	1%	230

# COVID-19: testing by laboratory

Data through May 15, 2021 verified as of May 16, 2021 at 09:25 AM

Data in this report are provisional and subject to change.

The numbers in the table below represent the number of Florida and non-Florida residents for whom test results were received by the Department of Health. A person can be tested by more than one laboratory and can have both positive and negative results. **Therefore, the sum of the numbers in each column will be larger than the total number of people tested.**

Reporting lab	Inconclusive	Negative	Positive	Percent positive	Total
WALGREENS #06012		199	31	13%	230
VILLAGE PEDIATRICS LLC		199	31	13%	230
LYNN HAVEN SPORTS COMPLEX-WALKON CLINIC		21	209	91%	230
COLONY CLUB ALF,THE	1	213	15	7%	229
CORAL GABLES NURSING & REHABILITATION CENTER		218	11	5%	229
REGENCY PARK		210	19	8%	229
HIGHLANDS LAKE CENTER		223	5	2%	228
BENDERSON FAMILY SKILLED NURSING AND □		210	18	8%	228
ALLSOUTH URGENT CARE		52	176	77%	228
ASCENSION MEDICAL GROUP		5	223	98%	228
HEALTHPOINT MED GRP OF THE EMERALD COAST LLC		189	39	17%	228
MEDICAL CONSULTANTS OF FLORIDA LLC	1	193	34	15%	228
LAKE WALES OPERATING GROUP LLC		223	5	2%	228
WIREGRASS DIRECT PRIMARY CARE PLLC□		190	37	16%	227
PARKS HEALTHCARE & REHABILITATION CTR	4	211	11	5%	226
FLORIDA DEPARTMENT OF HEALTH IN TAYLOR COUNTY	1	177	48	21%	226
Avante at Melbourne		221	5	2%	226
PARK MEADOWS HEALTH AND REHABILITATION CENTER		224	1	0%	225
NSPIRE HEALTHCARE LAUDERHILL		219	6	3%	225
KENILWORTH CARE & REHABILITATION CENTER		207	18	8%	225
INN AT ASTON GARDENS, THE		216	8	4%	224
FORT WALTON REHABILITATION CENTER		185	39	17%	224
DOLPHIN POINTE HEALTH CARE LLC		201	23	10%	224
CONSULATE HEALTH CARE OF MELBOURNE		219	5	2%	224
MACTOWN, INC		222	2	1%	224
ARDEN COURTS OF DELRAY BEACH FL LLC	3	210	11	5%	224
FLORIDA HEALTH CARE PLANS INC		2	222	99%	224
DISCOVERY VILLAGE AT MELBOURNE		197	27	12%	224
BONITA PHARMACY		202	21	9%	223
MIAMI VA HEALTHCARE SYSTEM			223	100%	223
UNIVERSITY OF MIAMI		82	141	63%	223
FLAGLER COUNTY DETENTION CENTER		209	13	6%	222
CCS - PAUL REIN DETENTION FACILITY		156	66	30%	222
PINNACLES PEDS CARE PA		222			222
ADVENT HEALTH CENTRA CARE - APOPKA NORTH		192	30	14%	222
PALMS MEDICAL GROUP HIGH SPRINGS		183	39	18%	222
The Waterford		218	3	1%	221
PEDIATRIC SPECIALISTS MEDICAL GROUP□	1	193	27	12%	221
Boynton Beach Rehabilitation Center	2	213	5	2%	220
CONCORD LIFE SCIENCES LLC	2	201	17	8%	220
Hampton Court Nursing and Rehabilitation Center		218	2	1%	220
SUPERIOR RESIDENCES OF PANAMA CITY BEACH		213	7	3%	220
ADVENT HEALTH CENTRA CARE - DAYTONA BEACH		94	125	57%	219
BOCA RATON REHABILITATION CENTER	4	211	4	2%	219
WOOD LAKE HEALTH AND REHABILITATION CENTER		219			219
JACKSON COUNTY HEALTH DEPARTMENT		163	56	26%	219

# COVID-19: testing by laboratory

Data through May 15, 2021 verified as of May 16, 2021 at 09:25 AM

Data in this report are provisional and subject to change.

The numbers in the table below represent the number of Florida and non-Florida residents for whom test results were received by the Department of Health. A person can be tested by more than one laboratory and can have both positive and negative results. **Therefore, the sum of the numbers in each column will be larger than the total number of people tested.**

Reporting lab	Inconclusive	Negative	Positive	Percent positive	Total
SOUTH BALDWIN REGIONAL MEDICAL CENTER		205	14	6%	219
ANGELS DIAGNOSTIC GROUP		174	45	21%	219
WEST		196	21	10%	217
ST. CLOUD REGIONAL MEDICAL CENTER		199	18	8%	217
LAKE PORT SQUARE		200	17	8%	217
EDWARD J HEALEY REHAB & NURSING CENTER		217			217
LABCORP BURLINGTON	1	158	58	27%	217
THE MANOR AT CARPENTERS		185	32	15%	217
WORKPLACE SCREENING INTELLIGENCE			216	100%	216
Sunrise Health and Rehabilitation Center		208	8	4%	216
TUSCAN GARDENS OF PALM COAST		210	6	3%	216
BROOKDALE ATRIM WAY		210	6	3%	216
Taylor Care Center		210	5	2%	215
SEMINOLE TRIBE OF FLORIDA		178	37	17%	215
GATEWAY/ADVENT CENTRA CARE	1	24	190	88%	215
HEALTH FIRST - HOLMES REGIONAL MEDICAL CENTER		32	183	85%	215
SACRED HEART MEDICAL GROUP URGENT CARE		181	34	16%	215
BLOCK, NATION, CHASE, AND SMOLEN FAMILY MEDICINE		157	57	27%	214
ALL SEASONS NAPLES LLC		205	9	4%	214
NADAL PEDIATRICS - VICTORIA STREET (3385)		181	33	15%	214
San Jose Health & Rehabilitation		207	6	3%	213
POCONO MEDICAL CENTER		212	1	0%	213
Consulate Healthcare of West Palm Beach		197	16	8%	213
LIFE CARE CENTER OF PORT ST. LUCIE		201	12	6%	213
KINDRED HOSPITAL MELBOURNE	1	205	7	3%	213
CONSULATE HEALTH CARE OF WINTER HAVEN		209	4	2%	213
Bayside Health and Rehabilitation		181	31	15%	212
GEORGIA DEPARTMENT OF PUBLIC HEALTH	1	5	206	97%	212
FULGENT GENETICS	3	166	43	20%	212
JACKSONVILLE NURSING AND REHAB CENTER		203	8	4%	211
PATRIOT MEDICAL LABORATORIES		203	8	4%	211
GLENRIDGE ON PALMER RANCH,THE		202	8	4%	210
BARKLEY PLACE	1	203	6	3%	210
Lehigh Acres Health and Rehabilitation		198	12	6%	210
GOOD SAMARITAN SOCIETY OF DELAND		199	11	5%	210
Whispering Oaks	11	175	23	11%	209
CARE RESOURCE COMMUNITY HEALTH CENTERS INC		196	13	6%	209
The Palace Nursing and Rehabilitation Center		209			209
LAB CORP	1	121	87	42%	209
Nspire Health Care Kendall		199	10	5%	209
AVANTE AT ORLANDO INC		207	1	0%	208
NO FLORIDA PEDIATRICS, PA		180	27	13%	207
FLORIDA DEPARTMENT OF HEALTH IN WALTON COUNTY		186	21	10%	207
AMA MEDICAL GROUP LLC		175	32	15%	207
HIALEAH SHORES NURSING AND REHAB CENTER		199	8	4%	207
MIRACLE HILL NURSING & REHABILITATION CENTER INC		201	6	3%	207



# COVID-19: testing by laboratory

Data through May 15, 2021 verified as of May 16, 2021 at 09:25 AM

Data in this report are provisional and subject to change.

The numbers in the table below represent the number of Florida and non-Florida residents for whom test results were received by the Department of Health. A person can be tested by more than one laboratory and can have both positive and negative results. **Therefore, the sum of the numbers in each column will be larger than the total number of people tested.**

Reporting lab	Inconclusive	Negative	Positive	Percent positive	Total
NEW YORK CITY DEPARTMENT OF HEALTH & MENTAL		171	35	17%	206
TARPON POINT NURSING AND REHABILITATION CENTER		203	3	1%	206
MINUTECLINIC DIAGNOSTIC OF TEXAS, LLC		188	18	9%	206
SENIOR LIVING VII TAMPA LLC	1	195	9	4%	205
Cross Terrace REhabilitation		203	2	1%	205
PATHGROUP LABS LLC		97	107	52%	204
PCB CLINIC		159	45	22%	204
PALM HARBOR FAMILY PRACTICE & WALK-IN		157	47	23%	204
ST JOHNS COUNTY DETENTION CENTER		204			204
CARE CENTERS OF NASSAU		201	3	1%	204
CVS		50	153	75%	203
BROOKDALE OF SPRING HILL	9	192	2	1%	203
POLK COUNTY HEALTH DEPARTMENT		178	24	12%	202
JEFFERSON COUNTY HEALTH DEPARTMENT-MONTICELLO		160	41	20%	201
VAMC WEST PALM LAB		5	196	98%	201
Governors Creek Health and Rehabilitation	1	198	2	1%	201
NSPIRE HEALTHCARE TAMARAC		161	40	20%	201
HERITAGE HEALTHCARE AND REHABILITATION CENTER		196	5	2%	201
GRACE PEDIATRICS		168	32	16%	200
GABISA MEDICAL LLC		199	1	1%	200
ADVENT HEALTH - CARROLLWOOD	4	169	27	14%	200
MINUTECLINIC DIAGNOSTIC		189	11	6%	200
MD NOW MEDICAL CENTERS INC		153	47	24%	200
FAWCETT MEMORIAL HOSPITAL LABORATORY			199	100%	199
BENTLEY VILLAGE II		189	10	5%	199
SUMMERFIELD EMERGENCY ROOM		151	48	24%	199
AVANTE OF BOCA RATON		198	1	1%	199
LAUREL POINT CARE ACQUISITION LLC DBA SANDGATE GARDENS REHAB AND NURSI		171	27	14%	198
DEPARTMENT OF HEALTH & HUMAN SERVICES		198			198
VIPEDIATRICS PLLC		182	16	8%	198
SUNY UPSTATE MEDICAL UNIVERSITY		183	15	8%	198
CANTERFIELD OF OCALA, LLC		186	12	6%	198
RIVERWOOD CENTER,THE		186	10	5%	196
NORTH BEACH REHABILITATION CENTER		194	2	1%	196
AVANTE AT BOCA RATON		196			196
ABBIEJEAN RUSSELL CARE CENTER		195	1	1%	196
Arbor Springs Health and Rehab		195			195
KINDRED HOSPITAL SOUTH FLORIDA		160	35	18%	195
Heritage Park Rehabilitation & Healthcare		177	18	9%	195
HAWKINS FAMILY MEDICINE LLC	1	140	54	28%	195
PEDIATRIC ASSOCIATES AT ARGYLE PA		186	9	5%	195
FLORIDA DEPARTMENT OF HEALTH IN ALACHUA COUNTY -		179	16	8%	195
BRUCE S WEST MD	1	193	1	1%	195
FINLAY CLINICAL LABORATORY INC	1	39	155	79%	195
CHARTER SENIOR LIVING OF PANAMA CITY BEACH		174	21	11%	195
WEST COAST FAMILY MEDICAL CARE		160	35	18%	195

# COVID-19: testing by laboratory

Data through May 15, 2021 verified as of May 16, 2021 at 09:25 AM

Data in this report are provisional and subject to change.

The numbers in the table below represent the number of Florida and non-Florida residents for whom test results were received by the Department of Health. A person can be tested by more than one laboratory and can have both positive and negative results. **Therefore, the sum of the numbers in each column will be larger than the total number of people tested.**

Reporting lab	Inconclusive	Negative	Positive	Percent positive	Total
NO FLORIDA PEDIATRICS, PA - BRADFORD		163	32	16%	195
SARNO EXTENDED HOURS		125	69	36%	194
BEACON AT GULF BREEZE, THE	2	181	11	6%	194
EMBRY RIDDLE AERONAUTICAL UNIVERSITY HEALTH SERVICES		1	192	99%	193
FIRST CHOICE PEDIATRICS SEMORAN		98	95	49%	193
GLADES HEALTH CARE CENTER		190	3	2%	193
MERCY MEDICAL URGENT CARE CENTER INC		134	59	31%	193
TUSCAN GARDENS OF VENETIA MANAGEMENT COMPANY		179	14	7%	193
EXOSOME DIAGNOSTICS	1	172	20	10%	193
Belleair Healthcare Center		186	6	3%	192
Signature Healthcare of Palm Beach		190	2	1%	192
CYPRESS POINT LIVING, LLC		177	15	8%	192
BAYCARE HEALTH SYSTEMS	1	6	185	96%	192
SIGNATURE HEALTHCARE OF PORT CHARLOTTE		184	7	4%	191
HEALTH LINK DIAGNOSTIC LABORATORIES		182	9	5%	191
AMERICAN FAMILY MEDICAL LLC		148	43	23%	191
ROSECASTLE OF ZEPHRHILLS		188	3	2%	191
HEARTLAND HEALTHCARE AND REHAB CENTER		165	25	13%	190
ADVENT HEALTH - FOUR CORNERS ER		148	42	22%	190
PRIMECARE OF DOTHAN		136	54	28%	190
KINDRED HOSPITAL - SOUTH FLORIDA		186	4	2%	190
NEO GENOMICS - FORT MYERS	1	183	6	3%	190
CANTERFIELD OF CLAY COUNTY		150	40	21%	190
VIERA MANOR ASSISTED LIVING RESIDENCE		182	7	4%	189
UNIVERSITY COMMUNITY HOSPITAL		161	28	15%	189
The Inn at Sarasota Bay Club		186	3	2%	189
ARDEN COURTS OF LARGO FL, LLC		167	22	12%	189
TREASURE COAST URGENT & FAMILY CARE		141	48	25%	189
PHYSICIANS REGIONAL MEDICAL CENTER - PINE RIDGE		20	169	89%	189
RDV SPORTSPLEX PEDIATRICS		159	30	16%	189
Emory L Bennett State Veterans Nursing Home		185	3	2%	188
ZON BEACHSIDE LLC		151	37	20%	188
BENTON HOUSE AT OAKLEAF		158	30	16%	188
QUEENS HOSPITAL CENTER	1	177	10	5%	188
NIGHT LITE PEDIATRICS WINTER GARDEN		144	44	23%	188
EAST NEW YORK DIAGNOSTIC AND TREATMENT		179	9	5%	188
OCEAN REEF MEDICAL CENTER		150	38	20%	188
WOMEN'S CARE FLORIDA LABORATORY		183	5	3%	188
LIFE CARE CENTER OF ALTAMONTE SPRINGS		157	31	16%	188
PEDIATRICS OF GREATER ORLANDO		160	28	15%	188
ARDEN COURTS OF PALM HARBOR		168	20	11%	188
US MEDICAL CARE, INC		164	23	12%	187
HAZELDEN FLORIDA	1	179	7	4%	187
CSL PLASMA		31	156	83%	187
PLANTATION NURSING & REHAB CENTER		187			187
BAPTIST HEALTH PRIMARY CARE	1	135	50	27%	186

# COVID-19: testing by laboratory

Data through May 15, 2021 verified as of May 16, 2021 at 09:25 AM

Data in this report are provisional and subject to change.

The numbers in the table below represent the number of Florida and non-Florida residents for whom test results were received by the Department of Health. A person can be tested by more than one laboratory and can have both positive and negative results. **Therefore, the sum of the numbers in each column will be larger than the total number of people tested.**

Reporting lab	Inconclusive	Negative	Positive	Percent positive	Total
BAY EDUCATORS WELLNESS CENTER		127	59	32%	186
ANTHEM LAKES LLC		151	35	19%	186
BIGGERS FAMILY MEDICINE PA	1	170	15	8%	186
PPC-LAB EDI ORCHARD BI		176	9	5%	185
ADVENT		172	13	7%	185
GULFCOAST PEDIATRICS		174	11	6%	185
CENTRAL FLORIDA HEALTHCARE GROUP LLC		151	33	18%	184
BROOKDALE ORANGE PARK		182	2	1%	184
ST. JAMES BAY HEALTH AND REHABILITATION CENTER		183	1	1%	184
Madison Health and Rehabilitation Center		147	36	20%	183
ADVENT HEALTH CENTRA CARE - WESLEY CHAPEL		13	170	93%	183
KINGS BAY PEDIATRICS LLC		176	6	3%	182
BRIGHTON EGGERT PHARMACY INC		175	7	4%	182
MAGNOLIA MEDICAL CLINIC		71	111	61%	182
STERLING HOUSE OF PUNTA GORDA		180	1	1%	181
ADVENTHEALTH MEDICAL GROUP FAMILY MEDICINE AT		137	44	24%	181
ATMORE COMMUNITY HOSPITAL LABORATORY		151	29	16%	180
SOUTH GEORGIA MEDICAL CENTER		125	55	31%	180
MOBILE INFIRMARY MED CENTER PATH LAB		165	15	8%	180
TRADITION MEDICAL CENTER LABORATORY		55	124	69%	179
REOPEN DIAGNOSTICS LLC (DBA PANDEMIC RESPONSE LAB)	2	177			179
NORTH FLORIDA INTERNAL MEDICINE PA		145	34	19%	179
FHMG-FLORIDA HOSPITAL MEDICAL GROUP		152	26	15%	178
MID FLORIDA PATHOLOGY LLC MOBILE UNIT #4		125	53	30%	178
QUALITY URGENT CARE AND WELLNESS PL	3	128	47	26%	178
ROSECASTLE OF CITRUS		148	30	17%	178
LAKEVIEW TERRACE RETIREMENT COMMUNITY		159	19	11%	178
CAYUGA MEDICAL CENTER AT ITHACA		173	5	3%	178
HARBOR BEACH NURSING AND REHABILITATION CENTER		147	30	17%	177
OCALA CBOC		165	12	7%	177
ADVENT HEALTH CENTRA CARE - CARROLLWOOD		5	172	97%	177
SUWANNEE VALLEY NURSING CENTER		163	14	8%	177
LISTENING DOCTOR PLLC, THE		158	18	10%	176
ASTON GARDENS AT PELICAN MARSH		169	7	4%	176
GENE BY GENE		61	115	65%	176
ORLANDO HEALTH EMERGENCY DEPARTMENT		163	12	7%	175
COASTAL INTERNAL MEDICINE		135	40	23%	175
WOODBIDGE FACILITY INC		169	6	3%	175
WILTON MANORS HEALTH & REHABILITATION CENTER		166	9	5%	175
KRYSTAL BAY NURSING AND REHABILITATION		169	6	3%	175
ANCHOR CARE AND REHABILITATION CENTER		173	1	1%	174
Peninsula Care and Rehab		162	12	7%	174
CITRUS MEMORIAL HOSPITAL		1	172	99%	173
OMNI HEALTHCARE, INC		163	10	6%	173
TERRACE AT HOBE SOUND, THE	1	158	14	8%	173
ARDEN COURTS OF LELY PALMS		170	2	1%	172

# COVID-19: testing by laboratory

Data through May 15, 2021 verified as of May 16, 2021 at 09:25 AM

Data in this report are provisional and subject to change.

The numbers in the table below represent the number of Florida and non-Florida residents for whom test results were received by the Department of Health. A person can be tested by more than one laboratory and can have both positive and negative results. **Therefore, the sum of the numbers in each column will be larger than the total number of people tested.**

Reporting lab	Inconclusive	Negative	Positive	Percent positive	Total
TGH URGENT CARE – SEMINOLE		17	155	90%	172
DOCTOR TODAY TLC LLC		123	49	28%	172
HOSPICE OF THE TREASURE COAST		167	5	3%	172
URGENT CARE OF THE PALM BEACHES, NORTH PALM BEACH			172	100%	172
BROOKDALE FORT MYERS THE COLONY		167	5	3%	172
SOMERBY LAKE NONA		164	7	4%	171
Lakeside Oaks Care Center		166	5	3%	171
Winter Park Care and Rehab		170	1	1%	171
MAINSTREAM DIAGNOSTIC LABORATORY LLC		144	27	16%	171
FINNISH AMERICAN REST HOME-ALF		168	2	1%	170
JPR URGENT MEDICAL CARE		165	5	3%	170
WESLEY HAVEN VILLA	1	134	35	21%	170
Life Care Center of Orlando		164	6	4%	170
GRAVITY DIAGNOSTICS		56	114	67%	170
MINUTECLINIC DIAGNOSTIC OF SOUTH CARO		143	26	15%	169
ADVENT HEALTH CENTRA CARE - TEMPLE TERRACE	1	104	64	38%	169
PROMPT CARE OF CENTRAL FLORIDA			168	100%	168
PANAMA CITY DEVELOPMENTAL CENTER□		168			168
OSPREY VILLAGE AT AMELIA ISLAND LTD		157	10	6%	167
MEADOWCREST FAMILY PHYSICIANS		98	69	41%	167
ANYLABTEST NOW		158	8	5%	166
OPPENHEIMER PLASTIC SURGERY LLC		161	5	3%	166
NEMOURS CHILDREN'S URGENT CARE		80	86	52%	166
REGENCY OAKS HEALTH CENTER		163	2	1%	165
CITRUS HEALTH AND REHAB		132	33	20%	165
CORNERSTONE MEDICAL CARE OF BRANDON PL		135	30	18%	165
WRIGHTS HEALTH CARE AND REHABILITATION CENTER		135	30	18%	165
BROOKDALE BONITA SPRINGS		162	3	2%	165
THE ARLINGTON OF NAPLES INC.		162	3	2%	165
NORTH PORT REHABILITATION AND NURSING CENTER□		163	1	1%	164
GARDENS HEALTH NH LLC		161	3	2%	164
The Crossroads		163	1	1%	164
LONGWOOD CARDIOLOGY			163	100%	163
WALTON PLACE		163			163
ALLCARE MEDICAL CENTERS PC		139	24	15%	163
PRECISION GENETICS, INC		157	6	4%	163
COASTAL DETOX		160	3	2%	163
BRADENTON HEALTH CARE		163			163
TRI COUNTY NURSING HOME		162	1	1%	163
DEERFIELD BEACH REHABILITATION AND NURSING		157	5	3%	162
CHERRY OAK PALM BEACH COUNTY		154	8	5%	162
DOCTORS MEMORIAL FAMILY PRACTICE	2	122	37	23%	161
DESOTO PALMS ALF		155	6	4%	161
AMERICAN HOUSE COCONUT POINT		138	22	14%	160
TUSCAN ISLE CHAMPIONSGATE OP CO LLC		158	2	1%	160
ARCADIA HEALTH AND REHABILITATION CENTER		100	60	38%	160

# COVID-19: testing by laboratory

Data through May 15, 2021 verified as of May 16, 2021 at 09:25 AM

Data in this report are provisional and subject to change.

The numbers in the table below represent the number of Florida and non-Florida residents for whom test results were received by the Department of Health. A person can be tested by more than one laboratory and can have both positive and negative results. **Therefore, the sum of the numbers in each column will be larger than the total number of people tested.**

Reporting lab	Inconclusive	Negative	Positive	Percent positive	Total
F&T MEDICAL RESEARCH, INC		160			160
KEYSTONE REHAB		160			160
GREENBRIAR REHABILITATION AND NURSING CENTER	1	159			160
LEE MEMORIAL HEALTH SYSTEM HEALTH FAIR		153	6	4%	159
AEGIS MEDICAL GROUP		134	25	16%	159
BROOKDALE PENSACOLA		158	1	1%	159
POINTE, THE		131	28	18%	159
NORTHEAST FLORIDA STATE HOSP-NURSING		158	1	1%	159
MINUTECLINIC LLC #4987		142	17	11%	159
WUESTHOFF REF LABORATORY			158	100%	158
KINDRED HOSPITAL NORTH FLORIDA	3	147	8	5%	158
GRAND AVE PHARMACY		112	46	29%	158
ALL FLORIDA FAMILY AND SPORTS MEDICINE		134	23	15%	157
PROVIDENCE HOSPITAL LABORATORY		148	9	6%	157
PHYSICIAN PARTNERS PERRY		93	64	41%	157
TIMBERRIDGE NURSING HOME & REHAB		123	34	22%	157
LANDMARK HOSPITAL SOUTHWEST FLORIDA LLC		152	5	3%	157
MD NOW MEDICAL CENTERS, INC.		121	35	22%	156
CLEARWATER STATMED QUICK QUALITY CLINICS		47	109	70%	156
MEMORY CARE OF NAPLES		155	1	1%	156
KEYSTYLE LIVING LLC	1	154	1	1%	156
WALGREENS 6221		138	18	12%	156
Englewood Healthcare and Rehab		141	15	10%	156
CRANE CENTER		124	31	20%	155
FAMILY EXTENDED CARE OF CENTRAL TAMPA		137	18	12%	155
COCOA BEACH/ADVENT CENTRA		41	114	74%	155
ADVENTHEALTH HOSPICE CARE CENTRAL FLORIDA		150	5	3%	155
DIAMOND RIDGE		147	8	5%	155
SUMMIT MEDICAL GROUP		143	12	8%	155
CORE BIO LABS		76	79	51%	155
PALMETTO FACILITY INC	1	153			154
NCRNC INC		140	14	9%	154
FAWCETT MEMORIAL HOSPITAL-LAB		39	115	75%	154
OHI WEST INC		141	13	8%	154
PRUITT HEALTH		152	2	1%	154
WINDSOR OF LAKEWOOD RANCH,THE		151	3	2%	154
NAPHCARE, INC.		144	10	6%	154
PACIFICA SUNRISE		145	8	5%	153
SUNNY HILLS ALF OF SEBRING INC		140	13	8%	153
LABORATORY OF FLORIDA		97	56	37%	153
NAVARRE GARDENS LLC		127	25	16%	152
Centre Pointe Health and Rehabilitation Center		141	11	7%	152
WILLOW BROOKE COURT AT AZALEA TRACE		149	3	2%	152
REFUAH HEALTH CENTER LABORATORY		143	8	5%	151
CLINICA HISPANA		1	150	99%	151
CROSSWINDS HEALTH AND REHABILITATION CENTER	1	148	2	1%	151

# COVID-19: testing by laboratory

Data through May 15, 2021 verified as of May 16, 2021 at 09:25 AM

Data in this report are provisional and subject to change.

The numbers in the table below represent the number of Florida and non-Florida residents for whom test results were received by the Department of Health. A person can be tested by more than one laboratory and can have both positive and negative results. **Therefore, the sum of the numbers in each column will be larger than the total number of people tested.**

Reporting lab	Inconclusive	Negative	Positive	Percent positive	Total
PALM BEACH COUNTY HEALTH DEPT LAB	4	140	7	5%	151
ORANGE COUNTY CORRECTIONS HEALTH SERVICES		121	30	20%	151
The Crossings		149	2	1%	151
MACKOUL PEDIATRICS FORT MYERS		130	21	14%	151
GOLD CHOICE SENIOR COMMUNITIES		109	41	27%	150
SONATA COCONUT CREEK	2	125	23	15%	150
MINUTECLINIC DIAGNOSTIC OF NORTH CAROL		125	25	17%	150
TGH URGENT CARE - FAST TRACK			150	100%	150
REHAB AND HEALTHCARE CENTER OF CAPE CORAL		149			149
PRECISION HEALTH RESOURCES, LLC	1	133	15	10%	149
MED COMP SCIENCES		3	146	98%	149
VILLAGE ON THE ISLE		143	6	4%	149
DAYSPRING VILLAGE		127	22	15%	149
OAKHURST CENTER		142	7	5%	149
GATEWAY CARE CENTER		147	2	1%	149
SANIBEL INTERNAL MEDICINE, LLC		143	6	4%	149
GRAND VILLA OF ORMOND BEACH		143	6	4%	149
SEAGRASS VILLAGE FLEMING ISLAND		111	37	25%	148
LIFE CARE CENTER OF JACKSONVILLE		127	21	14%	148
East Bay Rehabilitation Center		113	35	24%	148
ALLIANCE PEDIATRICS		116	32	22%	148
PROVISTA DIAGNOSTICS, INC		145	3	2%	148
MILLENNIUM LAB SERVICES			148	100%	148
TURNING POINT OF TAMPA		140	8	5%	148
ROHR HOME		141	6	4%	147
SUMMIT MEDICAL GROUP PA		134	13	9%	147
AESTHETIC SURGERY CENTER OF WINTER PARK, THE	3	139	5	3%	147
FG RAPID		140	7	5%	147
DIAGNOSTIC LABORATORY OF OKLAHOMA		121	26	18%	147
Alhambra Health and Rehabilitation		146	1	1%	147
Quail Run Health Care Center		146			146
WEDGEWOOD HEALTHCARE CENTER		94	52	36%	146
WALGREENS CO		128	18	12%	146
QUALITY URGENT CARE AND WELLNESS		101	45	31%	146
RESEARCH CENTERS OF AMERICA, LLC		119	27	18%	146
BIODESIX, INC.		114	32	22%	146
BOSTON RED SOX CLUB LP		144	2	1%	146
BROOKDALE CAPE CORAL		145			145
DAYSPRING SENIOR LIVING LLC		143	2	1%	145
ADVENTHEALTH CENTRA CARE PONCIANA	1	81	63	43%	145
KINDRED HOSPITAL-BAY AREA-ST PETERSBURG LAB	1	138	6	4%	145
TREASURE COAST FORENSIC TREATMENT CTR		124	21	14%	145
REGENCY CARE OF BLOUNTSTOWN LLC		135	10	7%	145
WILLOWBROOKE COURT AT ST ANDREWS ESTATES		140	5	3%	145
MV MEDICAL PRACTICE DBA PRIMARY URGENT CARE		137	7	5%	144
A2Z DIAGNOSTICS		143	1	1%	144

# COVID-19: testing by laboratory

Data through May 15, 2021 verified as of May 16, 2021 at 09:25 AM

Data in this report are provisional and subject to change.

The numbers in the table below represent the number of Florida and non-Florida residents for whom test results were received by the Department of Health. A person can be tested by more than one laboratory and can have both positive and negative results. **Therefore, the sum of the numbers in each column will be larger than the total number of people tested.**

Reporting lab	Inconclusive	Negative	Positive	Percent positive	Total
SEVEN HILLS HEALTH AND REHABILITATION CENTER		128	16	11%	144
JEFFERY WEINZWEIG		2	141	99%	143
OAKS OF KISSIMMEE HEALTH AND REHABILITATION CENTER		140	3	2%	143
ARLINGTON OF NAPLES INC, THE		143			143
BAY REGIONAL URGENT CARE	1	98	44	31%	143
SMILEY MEDICAL GROUP		108	35	24%	143
GRAND VILLA OF DELAND		134	9	6%	143
BLOCK NATION CHASE		115	27	19%	142
DB MD		126	16	11%	142
MANOR CARE OF PALM HARBOR		139	3	2%	142
GRAND VILLA OF LAKELAND		136	6	4%	142
NOVARI CARE LLC		97	44	31%	141
LabCorp L#09258090 M#09258105		74	67	48%	141
UNITED CLINICAL LABORATORIES		132	9	6%	141
PORT ST LUCIE REHABILITATION AND HEALTHCARE		98	43	30%	141
WELLOW URGENT CARE PC		139	2	1%	141
TALLAHASSEE VA OPC		132	9	6%	141
AVOW HOSPICE INC		140	1	1%	141
JOHN KNOX VILLAGE OF CENTRAL FLORIDA		135	5	4%	140
DIATHERIX LABORATORIES		78	62	44%	140
CARENOW URGENT CARE - LAKE MARY			140	100%	140
DOCTOR'S IN HOUSE LABORATORY		18	122	87%	140
ORANGE PARK PEDIATRICS		126	14	10%	140
SURFSIDE URGENT CARE		113	27	19%	140
THREE OAKS PHARMACY INC		125	15	11%	140
HIGHLANDS MEDICAL CENTER		136	3	2%	139
LABCORP RTP		55	84	60%	139
GRAND OAKS HEALTH & REHABILITATION		138	1	1%	139
Gulf Coast Healthcare (Longwood Health and Rehab		118	21	15%	139
PANCARE HEALTH GULF COUNTY		108	31	22%	139
MICRO PATH LABORATORIES INC		136	3	2%	139
SONNIS PEDIATRICS PA		121	18	13%	139
MANOR AT BLUEWATER BAY		131	7	5%	138
AHEC CLINIC		8	130	94%	138
ADVENT HEALTH CENTRA CARE - CITRUS PARK		9	129	93%	138
CLARE BRIDGE OF CAPE CORAL	1	137			138
ADVENT HEALTH CENTRA CARE - DELAND		28	110	80%	138
GIBBENS FAMILY MEDICAL, LLC		117	21	15%	138
AMERICAN PATHOLOGY PARTNERS		136	2	1%	138
VITAS HEALTHCARE CORPORATION OF FLORIDA		134	4	3%	138
Lakeside Nursing and Rehabilitation Center	1	112	25	18%	138
TGH URGENT CARE - TYRONE		9	128	93%	137
UNIVERSITY CENTER MEDICAL LLC DBA	1	130	6	4%	137
VITAS HEALTHCARE		123	14	10%	137
ST PETERSBURG PEDIATRICS-MLK JUNIOR BLVD		127	10	7%	137
SPRING HAVEN RETIREMENT	1	133	3	2%	137

# COVID-19: testing by laboratory

Data through May 15, 2021 verified as of May 16, 2021 at 09:25 AM

Data in this report are provisional and subject to change.

The numbers in the table below represent the number of Florida and non-Florida residents for whom test results were received by the Department of Health. A person can be tested by more than one laboratory and can have both positive and negative results. **Therefore, the sum of the numbers in each column will be larger than the total number of people tested.**

Reporting lab	Inconclusive	Negative	Positive	Percent positive	Total
ARDEN COURTS OF WEST PALM BEACH		132	5	4%	137
HARBORCHASE OF VERO BEACH	1	117	19	14%	137
LONGWOOD HEALTH AND REHABILITATION CENTER		125	12	9%	137
SUNRISE SENIOR LIVING OF JACKSONVILLE		120	16	12%	136
PEDIATRIC SERVICES AND BREATHING CENTER PA		107	29	21%	136
ADVENT HEALTH CENTRA CARE - ORANGE CITY	1	53	82	60%	136
ARIZONA DEPARTMENT OF HEALTH SERVICES		5	131	96%	136
SONATA DELRAY BEACH		125	11	8%	136
ECOLAB GROUP		100	36	26%	136
STEWART MEDICAL GROUP		34	102	75%	136
PEDIATRIC CARE CENTER		135			135
SONATA WEST		133	2	1%	135
OAKS OF CLEARWATER, THE		132	3	2%	135
PRIME HEALTH OF NORTH PORT LLC		113	22	16%	135
EMERALD COAST BEHAVIORAL HOSPITAL		128	7	5%	135
MINUTECLINIC DIAGNOSTIC OF NORTH CARO		120	15	11%	135
IRL MARKET LAB ALACHUA		104	31	23%	135
SUNY UPSTATE OVERFLOW LABORATORY		134			134
SANDALWOOD NURSING CENTER		127	7	5%	134
ADVANCED MEDICAL CENTER		86	48	36%	134
SOUTH LAKE PEDIATRICS		116	18	13%	134
SOUTH CAMPUS FACILITY INC		122	12	9%	134
L&S SENIOR CARE DBA ARCADIA OAKS	4	129	1	1%	134
PUTNAM COUNTY SHERIFFS OFFICE		123	10	8%	133
ENCOMPASS HEALTH REHABILITATION HOSPITAL		132	1	1%	133
HEARTLAND PHARMACY LAKE PLACID, INC		100	33	25%	133
HOSPICE OF MARTIN & ST LUCIE, INC		129	3	2%	132
DOCTORS CENTER PA,THE		114	18	14%	132
AMERICAN HOUSE-BONITA SPRINGS		131	1	1%	132
ALTERNATIVE LIVING, INC DBA TWIN CITIES PAVILION		129	3	2%	132
LAKELAND REGIONAL HEALTH LAKE MIRIAM	3	87	42	32%	132
CENTRACARE		18	114	86%	132
VITAS HEALTHCARE CORP OF FLORIDA		131	1	1%	132
SOLARIS SENIOR LIVING OF MERRITT ISLAND		127	5	4%	132
THE REHABILITATION CENTER OF LAKE CITY		127	5	4%	132
THE WELLNESS CENTER AT LAKEWOOD RANCH		43	88	67%	131
MORTON PLANT HOSPITAL NURSING		2	129	98%	131
ARBOR TERRACE SAN JOSE LLC	3	126	2	2%	131
MINUTECLINIC DIAGNOSTIC OF OHIO LLC		109	22	17%	131
FOUNTAINS OF HOPE LLC, THE		130	1	1%	131
INTEGRATED REGIONAL LABORATORIES		119	12	9%	131
COQUINA CENTER		125	5	4%	130
LATE HOURS URGENT CARE		66	64	49%	130
CHARLES CROFT MD	1	127	2	2%	130
MOOSEHAVEN LIFE CARE CENTER		130			130
MEYER PEDIATRICS		114	16	12%	130



# COVID-19: testing by laboratory

Data through May 15, 2021 verified as of May 16, 2021 at 09:25 AM

Data in this report are provisional and subject to change.

The numbers in the table below represent the number of Florida and non-Florida residents for whom test results were received by the Department of Health. A person can be tested by more than one laboratory and can have both positive and negative results. **Therefore, the sum of the numbers in each column will be larger than the total number of people tested.**

Reporting lab	Inconclusive	Negative	Positive	Percent positive	Total
MAIN STREET MEDICAL CENTER OF CRESTVIEW PA		105	25	19%	130
PM PEDIATRICS		116	14	11%	130
THE CLUB AND REHABILITATION CENTER		129	1	1%	130
PANAMA PHARMACY	3	109	18	14%	130
EC OPCO CARROLLWOOD LLC		123	7	5%	130
SEMINOLE SPORTS AND FAMILY MEDICINE		114	16	12%	130
ENCOMPASS HEALTH REHABILITATION HOSPITAL OF SARASOTA		128	1	1%	129
VIERA HOSPITAL			129	100%	129
QUICK CARE MED PL CR		80	49	38%	129
TRI-COUNTY NURSING HOME		117	12	9%	129
LIFESTREAM BEHAVIORIAL CENTER		104	25	19%	129
BMHSI-AEL MICROBIOLOGY LABORATORY	2	102	25	19%	129
ST JOSEPHS HOSPITAL SOUTH HOSPITAL		1	128	99%	129
IQBAL A FARUQUI MD		93	35	27%	128
ADVENTHEALTH MEDICAL GROUP PRIMARY CARE		116	11	9%	127
SHOAL CREEK REHABILITATION CENTER		85	42	33%	127
HILLSBOROUGH COUNTY DEVELOPMENTAL CTR	1	117	9	7%	127
GESSLER CLINIC PA		98	29	23%	127
TIFFANY HALL NURSING AND REHAB CENTER		118	9	7%	127
TREASURE COAST PEDIATRICS PA		120	7	6%	127
THE COURTYARD ASSISTED LIVING		123	4	3%	127
FLORIDA DEPARTMENT OF HEALTH IN LAKE COUNTY	1	79	47	37%	127
Golfview Healthcare Center		120	6	5%	126
ENCOMPASS HEALTH REHABILITATION HOSPITAL OF LARGO		123	3	2%	126
MONTEFIORE MEDICAL CENTER LABORATORIES - MOSES		116	10	8%	126
NORTHWESTERN UNIVERSITY CORP		125	1	1%	126
Mt Sinai Aventura			125	100%	125
SMS DO PA		106	19	15%	125
ADVANCED EMURGENT CARE		28	97	78%	125
BROOKDALE PALM COAST		125			125
PALMS EDGE	1	116	8	6%	125
WINDERMERE MEDICAL CENTER		119	6	5%	125
WESTCHESTER MEDICAL CENTER	1	119	5	4%	125
TROPICANA MANUFACTURING COMPANY INC		118	7	6%	125
ARBOR GLEN AT ARBOR TRACE	2	113	9	7%	124
ISLAND URGENT CARE PLLC DBA AFC URGENT CARE		123	1	1%	124
FHMG- FLORIDA HOSPITAL MEDICAL GROUP		110	14	11%	124
MINUTECLINIC DIAGNOSTIC OF RHODE ISLAND, LLC #729		120	4	3%	124
FLORIDA ATLANTIC UNIVERSITY		116	8	6%	124
NORTH FL SOUTH GA HCS-MALCOM RANDALL VAMC			124	100%	124
ARDEN COURTS OF SARASOTA		106	18	15%	124
FHMG LAKE MARY PEDS		108	16	13%	124
ADVENT HEALTH CENTRA CARE - BRANDON		31	93	75%	124
PALM BAY HOSPITAL			124	100%	124
CITRUS MEMORIAL HEALTH SYSTEM LAB		2	121	98%	123
PSL NAPLES BH OPERATIONS, LLC		123			123

# COVID-19: testing by laboratory

Data through May 15, 2021 verified as of May 16, 2021 at 09:25 AM

Data in this report are provisional and subject to change.

The numbers in the table below represent the number of Florida and non-Florida residents for whom test results were received by the Department of Health. A person can be tested by more than one laboratory and can have both positive and negative results. **Therefore, the sum of the numbers in each column will be larger than the total number of people tested.**

Reporting lab	Inconclusive	Negative	Positive	Percent positive	Total
GENEDX		48	75	61%	123
PICH KTM CORP DBA MEDTOWN PHARMACY		106	17	14%	123
TREASURE COAST PRIMARY CARE		100	23	19%	123
COLONY CARE CENTER		106	17	14%	123
PATRICK AIR FORCE BASE		10	113	92%	123
PHYSICIANS REGIONAL CLINIC		92	30	25%	122
PARKVIEW HEALTH		121	1	1%	122
GUIDEWELL EMERGENCY MEDICINE DOCTORS LLC		80	42	34%	122
CHILDRENS CLINIC		68	54	44%	122
HOSPICE OF THE EMERALD COAST INC - PANAMA CITY	2	113	7	6%	122
LENOX HILL HOSPITAL		113	9	7%	122
Hialeah Nursing And Rehabilitation Center		115	6	5%	121
PINELLAS COUNTY JAIL			121	100%	121
Crystal Health & Rehab Center		115	6	5%	121
BROOKDALE JENSEN BEACH		118	3	2%	121
SANDY RIDGE CENTER FOR REHABILITATION AND HEALING		100	21	17%	121
URGENT CARE TCMA			121	100%	121
MY CLINICAL LAB INC		17	103	86%	120
J FRANK AVEY MD		93	27	23%	120
ARBOR TERRACE ORTEGA LLC	2	116	2	2%	120
FLAGLER COLLEGE HEALTH SERVICES		86	34	28%	120
HOBDAIR FAMILY HEALTH LLC		83	37	31%	120
BLISS HEALTHCARE SERVICES	1	94	25	21%	120
ADVENT HEALTH - CENTRAL PASCO ER		103	16	13%	119
VILLAS OF HOLLY BROOK - BRADENTON 14TH		117	2	2%	119
MATHISON RETIREMENT COMMUNITY		114	5	4%	119
TOTAL CARE PLUS LLC			119	100%	119
RDX BIOSCIENCE		60	59	50%	119
COASTAL HEALTH AND REHAB		110	9	8%	119
UNIVERSITY HEALTH SYSTEM INC		108	11	9%	119
DELAND WELLNESS CENTER			119	100%	119
BROOKDALE CANOPY OAKS		87	32	27%	119
MED ONE AT SAINT AUGUSTINE		87	32	27%	119
BROWARD HEALTH CORAL SPRINGS EPIDEMIOLOGY DEPT		1	118	99%	119
RARITAN BAY PERTH AMBOY		109	9	8%	118
ISLAND DOCTORS		23	95	81%	118
SH HERON EAST LLC		103	15	13%	118
TUSCAN ISLE OPERATING COMPANY LLC DBA		114	4	3%	118
GRAND OAKS OF JENSEN BEACH LLC		113	5	4%	118
A PLUS FAMILY URGENT CARE		94	24	20%	118
NORTH SHORE MEDICAL LABS	1	109	7	6%	117
MD 365 MEDICAL CARE		116	1	1%	117
NEIGHBORHOOD MEDICAL CENTER		112	5	4%	117
BROOKDALE COLONIAL PARK	2	114	1	1%	117
SOUTH BALDWIN MEDICAL CENTER GULF SHORES		94	23	20%	117
MULBERRY CARE CENTER		104	13	11%	117

# COVID-19: testing by laboratory

Data through May 15, 2021 verified as of May 16, 2021 at 09:25 AM

Data in this report are provisional and subject to change.

The numbers in the table below represent the number of Florida and non-Florida residents for whom test results were received by the Department of Health. A person can be tested by more than one laboratory and can have both positive and negative results. **Therefore, the sum of the numbers in each column will be larger than the total number of people tested.**

Reporting lab	Inconclusive	Negative	Positive	Percent positive	Total
ALL CARE URGENT CARE			117	100%	117
BELVEDERE COMMONS OF FORT WALTON BEACH		106	10	9%	116
OZ		116			116
Cross Landings Health and Rehabilitation		107	9	8%	116
CAN COMMUNITY HEALTH		114	2	2%	116
LEE COUNTY SCHOOL DISTRICT	1	108	7	6%	116
CAREATC		30	86	74%	116
BAY PINES MEDICAL ASSOCIATES		1	115	99%	116
CARE CENTERS OF NASSAU, LLC - HENDRICKS RD		115	1	1%	116
WESTWOOD NURSING & REHAB		82	34	29%	116
CONSULATE HEALTH CARE OF SARASOTA	1	115			116
CSL PLASMA INC		11	105	91%	116
Courtyards of Orlando Care Center		102	13	11%	115
UNIVERSITY MEDICAL CENTER SUITES		101	14	12%	115
SUNFLOWER SPRINGS ASSISTED LIVING		105	10	9%	115
TREASURE COAST MEDICAL ASSOCIATES		4	111	97%	115
SHERMAN-ABRAMS LABORATORY INC		107	8	7%	115
MINUTECLINIC DIAGNOSTIC OF SOUTH CAROLINA, LLC		95	20	17%	115
CALADIUM PEDIATRICS		99	16	14%	115
THE POINTE AT CEDAR PARK		114	1	1%	115
WINDSOR WOODS REHAB & HEALTHCARE CTR		109	6	5%	115
IXI WELLNESS DALLAS, LLC		115			115
CABANA AT JENSEN DUNES, THE		111	4	3%	115
ELAN BUENA VISTA		97	17	15%	114
G & R HEALTH MART PHARMACY		94	20	18%	114
LPG PRIMARY CARE AT SURFSIDE		99	14	12%	113
CLEVELAND CLINIC FOUNDATION		12	101	89%	113
SIMEDHEALTH LLC		100	13	12%	113
ASHRAF MEDICAL GROUP PLLC DBA PULSE MD		110	3	3%	113
CAREMOUNT MEDICAL - PATHOLOGY		109	4	4%	113
VRL EUROFINs - HAWAII		112			112
ALLIED HEALTH FORT PIERCE		112			112
GRACE MEDICAL HOME		93	19	17%	112
AU HEALTH		96	16	14%	112
MG PORT CHARLOTTE II SUBTENANT LLC		99	12	11%	111
HARBORCHASE OF NAPLES		97	14	13%	111
ALL MY KIDS PEDIATRICS INC		78	33	30%	111
EXPRESS DOCS LLC		11	100	90%	111
LAKE HOUSE ASSISTED LIVING		93	17	15%	110
Ocala Oaks Rehabilitation Center		104	6	5%	110
WHITE PLAINS HOSPITAL CENTER LAB		106	4	4%	110
VILLAGES VA CBOC	2	102	6	5%	110
BAPTIST MEDICAL CENTER SOUTH		88	22	20%	110
AFTER HOURS PEDIATRICS			109	100%	109
Riviera Health Resort		108	1	1%	109
BRANDYWYNE HEALTH CARE CENTER		107	2	2%	109

# COVID-19: testing by laboratory

Data through May 15, 2021 verified as of May 16, 2021 at 09:25 AM

Data in this report are provisional and subject to change.

The numbers in the table below represent the number of Florida and non-Florida residents for whom test results were received by the Department of Health. A person can be tested by more than one laboratory and can have both positive and negative results. **Therefore, the sum of the numbers in each column will be larger than the total number of people tested.**

Reporting lab	Inconclusive	Negative	Positive	Percent positive	Total
EVANS HEALTH CARE		106	2	2%	108
Consulate Health Care of Port Charlotte		106	2	2%	108
WE SCREEN LLC		102	6	6%	108
North Lake Care Center		107	1	1%	108
Salerno Bay Health & Rehabilitation Center		97	10	9%	107
LECONTE MEDICAL CENTER LAB		88	19	18%	107
WORLD OF PEDIATRICS LLC		99	8	7%	107
NAVY HOSPITAL			107	100%	107
CVS NY4098030POCT NEW YORK		106	1	1%	107
MENORAH HOUSE		106	1	1%	107
ORLANDO LUTHERAN TOWERS ASSISTED LIVING		107			107
BAY VIEW HEALTHCARE		85	22	21%	107
MEDEXPRESS - BLOOMIN BRANDS		85	21	20%	106
NORTH FLORIDA EVALUATION AND TREATMENT CENTER	2	99	5	5%	106
SUNSHINE GARDENS		105	1	1%	106
MIAMI BEACH COMMUNITY HEALTH CENTER		2	104	98%	106
KALEIDA HEALTH CENTER FOR LABORATORY		100	6	6%	106
ELMCROFT OF BELLA VITA		98	8	8%	106
HEART OF FLORIDA REGIONAL MED CTR		35	71	67%	106
325TH MEDICAL GROUP		87	19	18%	106
INFINITY BIOLOGIX LLC OAKDALE		100	6	6%	106
VANDERBILT UNIVERSITY MEDICAL CENTER		96	9	9%	105
COASTAL LABORATORIES OF FLORIDA		92	13	12%	105
ST MARK ASSISTED LIVING CENTER	1	92	12	11%	105
MEDICAL CONSULTANTS OF FLORIDA DBA	1	90	14	13%	105
MAJESTIC OAKS		102	3	3%	105
Gulfport Rehabilitation Center		102	3	3%	105
ST PETERSBURG PEDIATRICS-SEMINOLE		92	13	12%	105
NORTH CENTRAL BRONX HOSPITAL		99	5	5%	104
EAST RIDGE RETIREMENT VILLAGE INC		104			104
PORT CHARLOTTE REHABILITATION CENTER		90	14	13%	104
DOUGLAS T JACOBSON STATE VETERANS HOME		104			104
GRANDE, THE	2	98	4	4%	104
PEDIATRIC CARE CENTER- JACKSONVILLE BEACH		75	29	28%	104
PREDICTIVE LABORATORIES, INC	1	90	13	13%	104
VISTA MANOR		92	12	12%	104
CATHOLIC HEALTH SERVICES REGIONAL LAB		95	8	8%	103
PUBLIC SQUARE PHARMACY LLC		81	22	21%	103
FLORIDA MEDICAL CLINIC - MULTI SPECIALTY CAMPUS		53	50	49%	103
HENNEPIN HEALTHCARE LABORATORY		102			102
STONY BROOK UNIVERSITY MEDICAL CENTER		88	14	14%	102
CENTRAL FLORIDA HEALTH CARE		47	55	54%	102
SANTA BARBARA CARE CENTER		78	24	24%	102
PruittHealth Fleming Island		87	15	15%	102
BROOKDALE VERO BEACH SOUTH AL		101	1	1%	102
CCS - BROWARD COUNTY JAIL		94	7	7%	101

# COVID-19: testing by laboratory

Data through May 15, 2021 verified as of May 16, 2021 at 09:25 AM

Data in this report are provisional and subject to change.

The numbers in the table below represent the number of Florida and non-Florida residents for whom test results were received by the Department of Health. A person can be tested by more than one laboratory and can have both positive and negative results. **Therefore, the sum of the numbers in each column will be larger than the total number of people tested.**

Reporting lab	Inconclusive	Negative	Positive	Percent positive	Total
PRIMECARE AT TWIN LAKES		2	99	98%	101
WINDSOR OAKS		100	1	1%	101
CRESTVIEW URGENT CARE	1	22	78	77%	101
PENNSYLVANIA DEPT OF HEALTH		21	80	79%	101
HAWTHORN HOUSE☐		87	14	14%	101
PANIRA HEALTHCARE CLINIC		2	99	98%	101
LAFAYETTE NURSING AND REHABILITATION CENTER		99	2	2%	101
MACADAMS HOME HEALTH AGENCY		100	1	1%	101
EMERALD COAST CENTER		96	4	4%	100
GLOBAL CENTRAL LABS AT PPD	2	88	10	10%	100
JOHN KNOX VILLAGE OF FLORIDA ALF	1	95	4	4%	100
GOOD HEARTS COVID TESTING		57	43	43%	100
DEVANSH LAB WERKS INC		79	20	20%	99
Consulate Health Care of Jacksonville		85	14	14%	99
GRAND VILLA OF LARGO		90	9	9%	99
HUNTSVILLE HOSPITAL LABORATORY		71	28	28%	99
VALLEY MEDICAL CENTER		91	7	7%	98
KORGENE LAB	1	28	69	70%	98
PLAZA OF HALLANDALE BEACH		98			98
URINEGOODHANDS LLC		96	2	2%	98
SEMINOLE COUNTY HEALTH DEPARTMENT		79	19	19%	98
ARBOR TRAIL		78	20	20%	98
LANDMARK, THE		48	50	51%	98
MIRIMUS CLINICAL LABS	2	42	54	55%	98
FLORIDA COMMUNITY HEALTH CENTERS INC			98	100%	98
HEALTH CENTERS AT BRENTWOOD		96	1	1%	97
GARDENS AT TERRACINA HEALTH & REHABILITATION		96	1	1%	97
1ST PRIORITY LAB SERVICES		80	17	18%	97
HURLBURT FIELD CLINIC		39	58	60%	97
SUPERIOR RESIDENCES OF LECANTO		82	15	15%	97
SIGNATURE HEALTHCARE OF MIDDLEBURG		95	2	2%	97
MINNESOTA TWINS		92	5	5%	97
RIDGEWOOD DIAGNOSTIC LABORATORY		92	5	5%	97
LABCORP		30	67	69%	97
SKIPPACK MEDICAL LAB		82	15	15%	97
GEORGE E WEEMS MEMORIAL HOSPITAL LAB		80	17	18%	97
GOLFCREST HEALTHCARE CENTER		96			96
PEDIATRIC ASSOCIATES ORLANDO		82	14	15%	96
ADVENT HEALTH CENTRA CARE - WATERMAN		79	17	18%	96
DAVENPORT PEDIATRICS CLERMONT PA		86	10	10%	96
AVANTE OF MOUNT DORA INC		96			96
LABFIRST - DEPARTMENT OF PATHOLOGY		92	4	4%	96
INSTITUTE OF PATHOLOGY KINGS COUNTY		93	3	3%	96
MARKET STREET VIERA		95	1	1%	96
BARRY UNIVERSITY STUDENT HEALTH SERVICES		52	44	46%	96
BAYSHORE MEMORY CARE☐		96			96

# COVID-19: testing by laboratory

Data through May 15, 2021 verified as of May 16, 2021 at 09:25 AM

Data in this report are provisional and subject to change.

The numbers in the table below represent the number of Florida and non-Florida residents for whom test results were received by the Department of Health. A person can be tested by more than one laboratory and can have both positive and negative results. **Therefore, the sum of the numbers in each column will be larger than the total number of people tested.**

Reporting lab	Inconclusive	Negative	Positive	Percent positive	Total
ERIE COUNTY MEDICAL CTR CLINICAL LABS		92	4	4%	96
QPS, LLC		93	3	3%	96
ADVENT HEALTH CENTRA CARE - EAST ORLANDO		65	30	32%	95
BREVARD HEALTH ALLIANCE INC		92	3	3%	95
CROSS CITY REHABILITATION AND HEALTH CARE CENTER		72	23	24%	95
KINDRED AT HOME		86	9	9%	95
EAST ALABAMA MEDICAL CENTER LABORATORY		83	12	13%	95
ROSECASTLE AT DELANEY CREEK		94	1	1%	95
HEARTLAND PEDIATRIC ASSOCIATES		80	15	16%	95
BRIDGEVIEW CENTER LLC		81	14	15%	95
CATHOLIC HEALTH SYSTEM DEPT LABORATORY		91	4	4%	95
MEDRITE URGENT CARE		81	14	15%	95
THE TERRACE OF KISSIMMEE		80	15	16%	95
FLORIDA PEDIATRIC GROUP		31	63	67%	94
AESTHETIC ENHANCEMENTS		94			94
A COUNTRY PLACE ASSISTED LIVING FACILITY		92	2	2%	94
DIAGNOSTIC SOLUTIONS		3	91	97%	94
Conway Lakes Health and Rehabilitation Center		93	1	1%	94
Baldwin Pediatrics		83	11	12%	94
Summit Medical Group, Pa Dba Citymd		87	7	7%	94
NEW SMYRNA BEACH URGENT CARE			94	100%	94
PRESERVE AT PALM AIRE	3	90			93
PROMEDICA SENIOR LIVING		86	6	7%	92
CVS MINUTE CLINIC		3	89	97%	92
DAVITA LABORATORY		69	23	25%	92
LAKE GIBSON VILLAGE, LLC		89	3	3%	92
SUWANNEE COUNTY SHERIFF OFFICE		89	3	3%	92
CENTURY CENTER FOR REHABILITATION & HEALING		74	18	20%	92
JOHN D ARCHBOLD MEMORIAL HOSPITAL		89	3	3%	92
PLYMOUTH HOME FOR ADULTS, INC.	8	83	1	1%	92
CONCENTRA - FT LAUDERDALE - COMMERCIAL BLVD		90	2	2%	92
JESSIE TRICE COMMUNITY HEALTH SYSTEM, INC		75	17	18%	92
MAGNOLIA DIAGNOSTIC		2	90	98%	92
BISHOP GRADY VILLAS		90	2	2%	92
JENNIFER J CHIAVETTA-GRLSANTI DC		74	17	19%	91
SONORAN DESERT PATHOLOGY ASSOCIATES		3	88	97%	91
DEBARY HEALTH AND REHABILITATION CENTER		88	3	3%	91
AVERO DIAGNOSTICS		67	24	26%	91
CAMPBELL URGENT CARE		15	76	84%	91
ORLANDO COVID TEST , LLC		83	8	9%	91
MD 365 MEDICAL CARE PLLC		91			91
BAHIA OAKS LODGE		85	6	7%	91
SUN CLINICAL LABORATORIES		90	1	1%	91
STUART REHABILITATION AND HEALTHCARE		75	16	18%	91
MISIR DRUGS LLC		72	19	21%	91
COOPER FAMILY MEDICAL PLLC		71	20	22%	91

# COVID-19: testing by laboratory

Data through May 15, 2021 verified as of May 16, 2021 at 09:25 AM

Data in this report are provisional and subject to change.

The numbers in the table below represent the number of Florida and non-Florida residents for whom test results were received by the Department of Health. A person can be tested by more than one laboratory and can have both positive and negative results. **Therefore, the sum of the numbers in each column will be larger than the total number of people tested.**

Reporting lab	Inconclusive	Negative	Positive	Percent positive	Total
NAPHCARE INC		85	6	7%	91
PARK OF THE PALMS INC		90	1	1%	91
LAKELAND REGIONAL HEALTH GATEWAY CENTER		65	26	29%	91
TGH URGENT CARE POWERED BY FAST TRACK			91	100%	91
HERON CLUB AT PRESTANCIA		89	2	2%	91
MANATEE COUNTY JAIL		89	1	1%	90
KEYS MEDICAL GROUP			90	100%	90
JERICOHO URGENT CARE		86	4	4%	90
ST VINCENT'S BIRMINGHAM		83	7	8%	90
Lanier Rehab		64	26	29%	90
Winter Garden Rehab and Nursing Facility		79	11	12%	90
AR ANESTHESIA LLC		88	2	2%	90
ST VINCENTS PRIMARY CARE		81	8	9%	89
ACE BIOMEDICAL LABS LLC		74	15	17%	89
FREEDOM INN AT TARPON SPRINGS		82	7	8%	89
MEDICAL PAVILION CLINIC		66	23	26%	89
STUART LODGE LIVING LLC		66	23	26%	89
EMERGENCY PHYSICIANS MEDICAL CENTER LLC		65	24	27%	89
HUNTINGTON HOSPITAL LABORATORY		86	3	3%	89
ATRIUM AT LIBERTY PARK		85	4	4%	89
EVENTEST, LLC		87	2	2%	89
LAKE SHERIFF		69	20	22%	89
PERSONAL PEDIATRICS		78	11	12%	89
ALCALA TESTING & ANALYSIS SERVICES		84	5	6%	89
MIAMI SHORES NURSING & REHAB		89			89
WALGREENS 2941		85	4	4%	89
NORTH FLORIDA SPINE AND WELLNESS		69	20	22%	89
GOVERNOR'S CREEK HEALTH & REHABILITATION		87	1	1%	88
CHAMBREL AT ISLAND LAKE		84	4	5%	88
TAMPA BAY CONCIERGE DOCTOR, LLC		84	4	5%	88
HOLMES COUNTY HEALTH DEPARTMENT	1	74	13	15%	88
BAYLOR GENETICS		75	13	15%	88
PREMIUM HEALTH SERVICES OF TAMPA BAY LLC		56	32	36%	88
PRODUCTION HEALTH SAFETY MANAGEMENT		86	2	2%	88
FLORIDA MEDICAL CLINIC PA		60	28	32%	88
CLYDE E LASSEN STATE VETERANS NURSING HOME		62	25	29%	87
DELCARE PA		70	17	20%	87
GADSDEN COUNTY HEALTH DEPARTMENT		74	13	15%	87
PACIFIC ANALYTICS			87	100%	87
EISENHOWER ARMY MEDICAL CENTER		80	7	8%	87
LAKE HOWELL FAMILY MEDICINE ASSOCIATES		70	17	20%	87
BRANDON HEALTH AND REHABILITATION CENTER	1	85	1	1%	87
UNIVERSITY OF NEW MEXICO HOSPITAL		87			87
BEACHES PEDIATRICS PA		82	5	6%	87
PENSACOLA DEVELOPMENTAL CENTER		67	19	22%	86
SUNCOAST TECHNICAL COLLEGE SCHOOL OF HEALTH		86			86

# COVID-19: testing by laboratory

Data through May 15, 2021 verified as of May 16, 2021 at 09:25 AM

Data in this report are provisional and subject to change.

The numbers in the table below represent the number of Florida and non-Florida residents for whom test results were received by the Department of Health. A person can be tested by more than one laboratory and can have both positive and negative results. **Therefore, the sum of the numbers in each column will be larger than the total number of people tested.**

Reporting lab	Inconclusive	Negative	Positive	Percent positive	Total
BRILLIANCE ASSISTED LIVING		69	17	20%	86
DISCOVERY VILLAGE AT THE FORUM		86			86
ORTHOPAEDIC SURGERY CENTER		86			86
LEVY COUNTY DEPARTMENT OF HEALTH		61	25	29%	86
AHMG SURGICAL SPECIALIST		86			86
LEE MEMORIAL HEALTH SYSTEM D/B/A LEE COMMUNITY		80	6	7%	86
WALGREENS #12673		82	4	5%	86
MEADOWCREST FAMILY PHYSICIANS PA	1	60	24	28%	85
PANCARE HEALTH - FREEPORT CLINIC SUITE B		76	9	11%	85
ARBOR OAKS AT TYRONE	9	74	2	2%	85
PRMG - EAST NAPLES	1	73	11	13%	85
W. FRANK WELLS NURSING HOME		84	1	1%	85
OCOEE PEDIATRICS		77	8	9%	85
ATLAN		76	9	11%	85
GRAND ST PAUL CVS		81	3	4%	84
PEDIATRIC SERVICES OF AMERICA INC		79	5	6%	84
ARTHREX MEDICAL CENTER		46	38	45%	84
NITE LITE PEDIATRICS - JACKSONVILLE		76	8	10%	84
PINES OF SARASOTA GARDEN		84			84
LONG TERM CARE OF JAY, LLC		63	21	25%	84
LPG PRIMARY CARE AT PINE ISLAND		70	14	17%	84
CENTRAL FLORIDA PEDIATRICS		38	46	55%	84
ROYAL CARE OF AVON PARK		81	3	4%	84
BROWARD HEALTH MEDICAL CENTER CLINICAL LAB			83	100%	83
ROCKLEDGE REGIONAL MEDICAL CENTER		36	47	57%	83
MINUTECLINIC DIAGNOSTIC OF NEW JERSEY		75	8	10%	83
CANOPY ON BERRYHILL, THE		51	32	39%	83
THE TRADITION OF THE PALM BEACHES		80	3	4%	83
BARNETT PARK		2	81	98%	83
LABCORP EMPLOYER SERVICES		82	1	1%	83
MID FLORIDA PRIMARY CARE PA		69	14	17%	83
URGENT CARE USA LLC		2	81	98%	83
BioReference Laboratories, Inc		10	73	88%	83
ADVENTHEALTH MEDICAL GROUP MULTISPECIALTY			82	100%	82
LAB PLUS, LLC AT SAINT THOMAS WEST HOSPITAL		68	14	17%	82
WEST VOLUSIA FAMILY AND SPORTS MEDICINE		75	7	9%	82
Lexington Health and Rehabilitation Center		82			82
THE PAVILION FOR HEALTH CARE		72	10	12%	82
PIERCE INSTRUMENTS INC		79	2	2%	81
STONY BROOK SOUTHAMPTON		79	2	2%	81
LAB		29	52	64%	81
BIO-TECH CLINICAL LABORATORIES		41	40	49%	81
LAKE CITY VA MEDICAL CENTER			81	100%	81
MEDCOR CORPORATE CLINIC		80	1	1%	81
TANVIR H SHAGAR NP		73	7	9%	80
NORTH SHORE UNIVERSITY HOSPITAL LABORATORY		73	7	9%	80



# COVID-19: testing by laboratory

Data through May 15, 2021 verified as of May 16, 2021 at 09:25 AM

Data in this report are provisional and subject to change.

The numbers in the table below represent the number of Florida and non-Florida residents for whom test results were received by the Department of Health. A person can be tested by more than one laboratory and can have both positive and negative results. **Therefore, the sum of the numbers in each column will be larger than the total number of people tested.**

Reporting lab	Inconclusive	Negative	Positive	Percent positive	Total
BALMORAL TENANT SERVICES INC	1	43	36	45%	80
PANCARE HEALTH - MALONE CLINIC		72	7	9%	79
MICHAEL AKPEKE MD		70	9	11%	79
TGH URGENT CARE - RIVERVIEW			79	100%	79
BOND CLINIC PA		46	33	42%	79
EDGEWATER AT WATERMAN VILLAGE		78	1	1%	79
BRADFORD COUNTY HEALTH DEPARTMENT		78	1	1%	79
CENTRAL BALDWIN IMMEDIATE CARE & FAMILY PRACTICE		61	18	23%	79
LEE COMMUNITY HEALTHCARE - LEHIGH		66	13	16%	79
SIMED LABORATORY		63	16	20%	79
VETERANS AFFAIRS MEDICAL CENTER - PALO ALTO		28	51	65%	79
MINUTECLINIC DIAGNOSTIC OF KANSAS, PA		70	9	11%	79
JACOBI MEDICAL CENTER		74	5	6%	79
CBS LABS OF TAMPA LLC		3	76	96%	79
SUNSHINE PEDIATRICS		77	1	1%	78
BAYCARE MEDICAL GROUP		71	7	9%	78
THOMAS INTERNAL MEDICINE		65	13	17%	78
DOH-WEST PALM BEACH BRANCH LABORATORY		3	75	96%	78
NICEVILLE URGENT CARE		31	47	60%	78
LAKE MORTON PLAZA		75	3	4%	78
NOMI HEALTH LAB SERVICES LLC		8	70	90%	78
TITUSVILLE FAMILY PRACTICE		22	56	72%	78
NEW MEXICO STATE PUBLIC HEALTH DIVISION		78			78
ORLANDO CLINICAL RESEARCH CENTER		74	3	4%	77
DEVELOPMENTAL DISABILITIES DEFENDANT PROGRAM		75	2	3%	77
ORANGE CITY NURSING AND REHAB		75	2	3%	77
HEALTH FIRST - PALM BAY HOSPITAL		2	75	97%	77
LUTHERAN HAVEN ASSISTED LIVING		77			77
WALGREENS 9627		71	6	8%	77
CLEARWATER PAIN MANAGEMENT ASSOCIATES		75	2	3%	77
BOND CLINIC DR ELDEEB		38	39	51%	77
FAST PACE MEDICAL CLINIC, PLLC		65	12	16%	77
ROSECASTLE OF JACKSONVILLE LLC		75	2	3%	77
WOMENS CARE FLORIDA LABORATORY		70	7	9%	77
THE GOOD SHEPARDS OF DELAND-WEST		76	1	1%	77
MICHAEL A VENAZIO MD		73	4	5%	77
PALM RIVER COMMUNITY HEALTH CENTER		68	9	12%	77
MINUTECLINIC, LLC		67	9	12%	76
TRINITY URGENT CARE		61	15	20%	76
PANCARE HEALTH - JACKSON COUNTY		63	13	17%	76
EMPLOYEE WELLNESS PA		58	18	24%	76
SUNCOAST OPTIMAL WELLNESS		23	53	70%	76
WINDSOR REFLECTIONS		75	1	1%	76
SUMTER PEDIATRICS		71	5	7%	76
DYNAMIC MEDICAL USA			76	100%	76
MINUTECLINIC DIAGNOSTIC OF SOUTH CAROL		69	7	9%	76

# COVID-19: testing by laboratory

Data through May 15, 2021 verified as of May 16, 2021 at 09:25 AM

Data in this report are provisional and subject to change.

The numbers in the table below represent the number of Florida and non-Florida residents for whom test results were received by the Department of Health. A person can be tested by more than one laboratory and can have both positive and negative results. **Therefore, the sum of the numbers in each column will be larger than the total number of people tested.**

Reporting lab	Inconclusive	Negative	Positive	Percent positive	Total
MOBILE PHYSICIAN SERVICES INC		68	8	11%	76
CAMP BOGGY CREEK		75	1	1%	76
S-H THIRTY-FIVE OPCO- PORT ST LUCIE, LLC	1	75			76
NORTH FLORIDA PHARMACY		67	9	12%	76
CLINICAL PATHOLOGY ASSOCIATES-SONIC REFERENCE LAB		76			76
TOWERS HOME CARE		72	4	5%	76
ERIC C MRSHAL, MD, PC #1842		73	3	4%	76
ASSOCIATED CLINICAL LABORATORIES		68	8	11%	76
LAKE BUTLER HOSPITAL		68	8	11%	76
PROMEDICA LABORATORIES		21	55	72%	76
DHMD		75			75
BROWARD HEALTH MEDICAL CENTER		3	72	96%	75
Grand Villa of Clearwater		69	6	8%	75
ERDOX		70	5	7%	75
SOS MOBILE MEDICAL CARE LLC		63	12	16%	75
ADVENTHEALTH EXPRESSCARE		45	30	40%	75
SEWALLS POINT PHARMACY INC		67	8	11%	75
WATERCREST ST LUCIE WEST	1	69	5	7%	75
AIR, LAND & SEA PHYSICALS & CONSULTATIONS, LLC		74	1	1%	75
ST JOSEPHS CHILDRENS OUTREACH		2	73	97%	75
ELLKAY HEALTHCARE DATA PLUMBERS	52	19	4	5%	75
SCOTT LAKE HEALTH AND REHABILITATION CENTER		71	3	4%	74
EC OPCO PENSACOLA, LLC		73	1	1%	74
NOAH CLINICAL LABORATORY		63	11	15%	74
ISLAND COAST PEDIATRICS		64	10	14%	74
GV NAPLES OPCO, LLC		73	1	1%	74
GROWING TOGETHER PEDIATRICS, LLC		68	6	8%	74
NORTH FLORIDA PEDIATRICS		57	17	23%	74
HARMONY CLINIC		1	73	99%	74
OAK MANOR NURSING HOME		70	4	5%	74
MD LABS		47	27	36%	74
BROOKDALE OVIEDO		72	2	3%	74
LEE PHYSICIAN GROUP COLLEGE POINT		68	6	8%	74
PERSONAL PEDIATRICS PA		69	4	5%	73
INDIGO MANOR		23	50	68%	73
FLORIDA HEALTH CARE DELAND			73	100%	73
CONSULATE HEALTH CARE - LAKE MARY		72	1	1%	73
GOLDEN POND COMMUNITIES		73			73
MED EXPRESS		6	67	92%	73
Stratford Court of Palm Harbor		63	10	14%	73
EVIVIA		70	3	4%	73
DISCOVERY VILLAGE AT PALM BEACH GARDENS		71	2	3%	73
SAFARI PEDIATRICS PA		70	2	3%	72
GILBERT MEDICAL GROUP		65	7	10%	72
KESHAV RX LLC		59	13	18%	72
HAVEN OF OUR LADY OF PEACE		72			72

# COVID-19: testing by laboratory

Data through May 15, 2021 verified as of May 16, 2021 at 09:25 AM

Data in this report are provisional and subject to change.

The numbers in the table below represent the number of Florida and non-Florida residents for whom test results were received by the Department of Health. A person can be tested by more than one laboratory and can have both positive and negative results. **Therefore, the sum of the numbers in each column will be larger than the total number of people tested.**

Reporting lab	Inconclusive	Negative	Positive	Percent positive	Total
CRAIG BERGER MD PL D/B/A BAY AREA EYE INSTITUTE		72			72
CL BRUMBACK PRIMARY CARE CLINICS		17	54	76%	71
EAST HILL PHARMACY		52	19	27%	71
INN AT ASTON GARDENS AT PELICAN POINTE,THE		67	4	6%	71
NORTH FLORIDA PEDIATRICS - JACKSONVILLE		64	7	10%	71
ADVANCED LAB		67	4	6%	71
CITY OF OCALA EMPLOYEE HEALTH AND WELLNESS CENTER		64	7	10%	71
WILSON MEMORIAL REGIONAL MEDICAL CENTER		67	4	6%	71
Heartland Health Care Center North Sarasota		57	14	20%	71
MEDEXPRESS URGENT CARE WEST TAMPA			71	100%	71
AMMON LABS		61	10	14%	71
STERLING HOUSE OF TALLAHASSEE	3	62	6	8%	71
ADVENT HEALTH - LAKE MARY		61	10	14%	71
Highlands Regional Hospital		63	7	10%	70
CP/AIG PENSACOLA DEVELOPMENT LLC		67	3	4%	70
LAKE CO EMPLOYEE HEALTH AND WELLNESS CENTER		62	8	11%	70
MINUTECLINIC DIAGNOSTIC MEDICAL GROUP		65	5	7%	70
EXPRESS CARE OF TAMPA BAY LLC	1	22	47	67%	70
USF HEALTH MORSANI CENTER		5	65	93%	70
BOND AND STEELE CLINIC, PA		56	14	20%	70
PLANTATION GENERAL HOSPITAL CLINICAL LAB		26	44	63%	70
SUMMIT AT VENICE	2	63	5	7%	70
Heritage Park Care and Rehabilitation		70			70
PALM BAY URGENT CARE		28	42	60%	70
SUNCOAST COMMUNITY HEALTH CENTERS PEDIATRICS		21	49	70%	70
INTERNAL MEDICINE ASSOCIATES PA		65	5	7%	70
SIDDH INC DBA SAN CARLOS PHARMACY		66	4	6%	70
SAN JOSE SENIOR CARE LLC	1	43	25	36%	69
HERITAGE HEALTHCARE AND REHABILITATION CENTER		69			69
LPG PULMONOLOGY-COCONUT POINT		59	10	14%	69
GENPATH			69	100%	69
LINCOLN MEDICAL AND MENTAL HEALTH CENTER		66	3	4%	69
MEMORIAL MANOR		69			69
WALGREEN		55	14	20%	69
CAREATC INC BRANDON	19	45	5	7%	69
PARKSIDE INN	3	64	2	3%	69
WALGREENS #05625		63	5	7%	68
ENCOMPASS HEALTH REHABILITATION OF ALTAMONTE		63	5	7%	68
SOMERBY OF SANTA ROSA BEACH		59	9	13%	68
VIP WALK IN CLINIC		44	24	35%	68
BIG BOCA SMILES LLC		66	2	3%	68
AEL- MEMPHIS		17	51	75%	68
GRAND VILLA OF DEL RAY WEST		64	4	6%	68
CORNERSTONE PEDIATRICS		56	12	18%	68
Rehabilitation Center of the Palm Beaches		68			68
SEBRING PEDIATRICS LLC		42	26	38%	68

# COVID-19: testing by laboratory

Data through May 15, 2021 verified as of May 16, 2021 at 09:25 AM

Data in this report are provisional and subject to change.

The numbers in the table below represent the number of Florida and non-Florida residents for whom test results were received by the Department of Health. A person can be tested by more than one laboratory and can have both positive and negative results. **Therefore, the sum of the numbers in each column will be larger than the total number of people tested.**

Reporting lab	Inconclusive	Negative	Positive	Percent positive	Total
SAMFORD UNIVERSITY HEALTH SERVICES		67	1	1%	68
ADVENT HEALTH - PALM COAST		2	65	97%	67
APC PEDIATRICS AT RYE ROAD MEDICAL PARK		63	4	6%	67
MINUTECLINIC DIAGNOSTIC OF HAWAII LLC		60	7	10%	67
MEASE MANOR INC		63	4	6%	67
ST FRANCIS HOSPITAL		59	8	12%	67
BIOREFERENCE LABORATORIES INC		11	56	84%	67
FLORIDA HEALTH CARE		8	59	88%	67
PINELLAS PARK FIRE DEPARTMENT		63	4	6%	67
GRAND VILLA OF ALTAMONTE SPRINGS		60	7	10%	67
NORTH FLORIDA MEDICAL CENTER		59	7	11%	66
PREMISE HEALTH MIA		27	39	59%	66
VETERANS AFFAIRS MEDICAL CENTER - GULF COAST		27	39	59%	66
Palms at Ponte Vedra Assisted Living and Memory Care		63	3	5%	66
Casa Mora Rehabilitation & Extended Care		64	2	3%	66
DOT DOC SARASOTA		60	6	9%	66
FAMILY HEALTH CENTER		46	20	30%	66
Bon Secours Maria Manor		60	6	9%	66
CALHOUN COUNTY HEALTH DEPT		36	30	45%	66
MEDEX MEDICAL EXPRESS OF PALATKA			66	100%	66
TROY REGIONAL MEDICAL CENTER		55	11	17%	66
GREENSBORO PATHOLOGY LLC		54	12	18%	66
AMERICAN FAMILY MEDICAL		53	13	20%	66
ADVENT HEALTH CENTRA CARE - WINTER GARDEN		20	46	70%	66
NEMOURS CHILDRENS PRIMARY CARE OVIEDO		51	15	23%	66
OKEECHOBEE URGENT CARE		17	49	74%	66
ADVANCE URGENT CARE CENTER, LLC		20	45	69%	65
OUT OF STATE		40	25	38%	65
WADSWORTH HEALTH CENTER		62	3	5%	65
EAST CENTRAL FLORIDA OUTPATIENT IMAGING		44	21	32%	65
CORAL GABLES HOSPITAL			65	100%	65
NXGEN MDX		20	45	69%	65
HERNANDO COUNTY FIRE RESCUE DISTRICT		31	34	52%	65
BROOKDALE CENTRE POINTE	1	64			65
SOUTHSIDE HOSPITAL NORTHWELL HEALTH LABORATORY		56	9	14%	65
TGH URGENT CARE - WESLEY CHAPEL			65	100%	65
SUMMER VISTA ASSISTED LIVING		38	27	42%	65
REOPEN DIAGNOSTICS			65	100%	65
HORIZON ALF		64	1	2%	65
BURRY'S PHARMACY INC		39	25	39%	64
ST CLOUD PHYSICIAN MANAGEMENT LLC DBA ST CLOUD		30	34	53%	64
BLUE SPRINGS SURGERY CENTER		64			64
GREENLEAF ALF		63	1	2%	64
CARE CENTERS OF NASSAU LLC MINER ROAD SOUTH		64			64
TRINITY AL SENIOR HOUSING LLC		45	19	30%	64
DEPT OF VA MED CENTE-WEST PALM BEACH			64	100%	64

# COVID-19: testing by laboratory

Data through May 15, 2021 verified as of May 16, 2021 at 09:25 AM

Data in this report are provisional and subject to change.

The numbers in the table below represent the number of Florida and non-Florida residents for whom test results were received by the Department of Health. A person can be tested by more than one laboratory and can have both positive and negative results. **Therefore, the sum of the numbers in each column will be larger than the total number of people tested.**

Reporting lab	Inconclusive	Negative	Positive	Percent positive	Total
JOSEPH L MORSE GERIATRIC CENTER	2	59	3	5%	64
VIERA HEALTH AND REHABILITATION CENTER		62	2	3%	64
MEDLOGIC LABORATORIES		3	61	95%	64
MICHIGAN DEPARTMENT OF HEALTH AND HUMAN SERVICES	1		63	98%	64
SILVER LAKE PEDIATRICS PA		57	7	11%	64
BAYOU GARDENS DUNEDIN LLC		64			64
LPG CONVENIENT CARE AT PINE ISLAND ROAD		58	6	9%	64
BEEHIVE HOMES OF GULF BREEZE		47	16	25%	63
ADVENT HEALTH - MOUNT DORA		10	53	84%	63
MEDI CLINIC SARASOTA INC		62	1	2%	63
ENCOMPASS HEALTH REHABILITATION HOSPITAL OF OCALA		62	1	2%	63
DAVID POSNACK JEWISH DAY SCHOOL		63			63
FLORIDA HOSPITAL PHYSICIAN GROUP		39	24	38%	63
MARQUIS LABS, LLC		61	2	3%	63
BIG BEND CARES, INC		55	8	13%	63
CINNAMON COVE ALF		62	1	2%	63
Grace Rehabilitation of Vero Beach		61	1	2%	62
OVERLOOK HOSPITAL LABORATORY		57	5	8%	62
EVAN R SHAPIRO MD PA		62			62
TBI RESIDENTIAL SERVICES, INC.		51	11	18%	62
MENTAL HEALTH CARE INC		53	9	15%	62
EMERALD COAST HOSPICE		61	1	2%	62
CDR MAGUIRE INC	1	7	54	87%	62
LAKELAND REGIONAL HEALTH		38	24	39%	62
S-H THIRTY FIVE OPCO - ORANGE CITY, LLC		52	10	16%	62
MAUREEN OROURKE-FUTEY			62	100%	62
ADVENTHEALTH MEDICAL GROUP FAMILY MEDICINE		57	5	8%	62
CHILDREN'S HOSPITAL OF ALABAMA		61	1	2%	62
MULBERRY'S MOBILE PROVIDER SERVICES LLC		44	17	28%	61
VALENCIA HOUSE ALF		59	2	3%	61
WALGREENS_PEMBROKE PINES		53	8	13%	61
WASHINGTON REHABILITATION AND NURSING CENTER		51	10	16%	61
LONG ISLAND JEWISH MED CTR		55	6	10%	61
ALL AMERICAN URGENT CARE			61	100%	61
MEASE CONTINUING CARE		59	2	3%	61
INTERNAL MEDICINE SPECIALIST		55	6	10%	61
RITECARE MED CTR H			61	100%	61
PALM BAY PEDIATRICS		40	21	34%	61
WELLSTAR KENNESTONE HOSPITAL		56	5	8%	61
CITYMD OF MANAHAWKIN		57	3	5%	60
SPRING MANOR ASSISTED LIVING		60			60
LAKE INTERNAL MEDICINE ASSOCIATES PA		53	7	12%	60
SONATA BOCA RATON		54	6	10%	60
TWIN CREEKS ASSISTED LIVING & MEMORY CARE		57	3	5%	60
81ST MEDICAL GROUP		28	32	53%	60
WAVE CREST HEALTH AND REHABILITATION CENTER		57	3	5%	60

# COVID-19: testing by laboratory

Data through May 15, 2021 verified as of May 16, 2021 at 09:25 AM

Data in this report are provisional and subject to change.

The numbers in the table below represent the number of Florida and non-Florida residents for whom test results were received by the Department of Health. A person can be tested by more than one laboratory and can have both positive and negative results. **Therefore, the sum of the numbers in each column will be larger than the total number of people tested.**

Reporting lab	Inconclusive	Negative	Positive	Percent positive	Total
PATIENTS CHOICE LAB OF IND, LLC		52	8	13%	60
BARNES HEALTHCARE OF FLORIDA LLC		56	4	7%	60
WILLOWS AT WILDWOOD, THE		54	6	10%	60
BOCA BIOLISTICS LLC		46	14	23%	60
GRAND AVENUE RX			60	100%	60
INTERNAL LAB		50	10	17%	60
TUKA PEDIATRICS		8	52	87%	60
THE PRESERVE AT CLEARWATER		58	2	3%	60
IMMEDIATE CARE PA		56	4	7%	60
MILLENIUM PHYSICIANS GROUP		1	58	98%	59
UNITED MEDICAL LABS INC		58	1	2%	59
ENCOMPASS HEALTH REHABILITATION		56	3	5%	59
CARDIOLOGY AND MEDICINE ASSOCIATES		43	16	27%	59
STEINHATCHEE FAMILY MEDICAL CENTER	1	50	8	14%	59
LINCOLN DIAGNOSTIC LAB		57	2	3%	59
NORTH CAROLINA DEPARTMENT OF HEALTH & HUMAN SERVICES	1		58	98%	59
LIGHTHOUSE PEDIATRICS OF NAPLES		53	6	10%	59
ALEXANDER NININGER STATE VETERANS		59			59
FLORIDA MEDICAL CLINIC IM MLK		35	24	41%	59
BUECHELE DENTAL PA DBA CLERMONT FAMILY DENTISTRY		49	10	17%	59
BIOTECH		52	7	12%	59
SMH PHYSICIAN SERVICES INC		58	1	2%	59
ADVENTHEALTH MEDICAL GROUP PULMONOLOGY		52	7	12%	59
UHEALTH AT FISHER ISLAND			59	100%	59
FERN PARK DEVELOPMENTAL CENTER		5	54	92%	59
KEY WEST MEDICAL CENTER	1	51	7	12%	59
SARATOGA HOSPITAL LABORATORY		53	6	10%	59
LPG PRIMARY CARE AT COLONIAL CENTER DRIVE		50	9	15%	59
VENICE URGENT CARE - GULF COAST		6	53	90%	59
KINDRED HOSPITAL CENTRAL TAMPA BLOOD GAS	1	52	5	9%	58
HEALTHPARK MEDICAL CTR NURSING SVC		58			58
Margate Health and Rehabilitation Center		56	2	3%	58
SOUTH FLORIDA BAPTIST HOSPITAL			58	100%	58
CENTRA CARE - LAKE NONA		7	51	88%	58
VPA PC LAB		48	10	17%	58
ADVENT HEALTH EXPRESS CARE		7	51	88%	58
COOPER FAMILY MEDICAL, PLLC		48	10	17%	58
FINLAY CLINICAL LABORATORY		20	38	66%	58
HOLY NAME HOSPITAL LABORATORY		56	2	3%	58
CAPE REGIONAL MEDICAL CENTER		55	3	5%	58
PREMIER COMMUNITY HEALTHCARE GROUP INC		51	6	11%	57
THE CLUB AT BOYNTON BEACH, LLC		55	2	4%	57
WELLMED AT NEW TAMPA		43	14	25%	57
ASCENSION SACRED HEART BAY LABORATORY		54	3	5%	57
TRADITIONAL HOME HEALTH OF PALM BEACH INC		55	2	4%	57
LEE MEMORIAL HEALTH SYSTEM		51	6	11%	57

# COVID-19: testing by laboratory

Data through May 15, 2021 verified as of May 16, 2021 at 09:25 AM

Data in this report are provisional and subject to change.

The numbers in the table below represent the number of Florida and non-Florida residents for whom test results were received by the Department of Health. A person can be tested by more than one laboratory and can have both positive and negative results. **Therefore, the sum of the numbers in each column will be larger than the total number of people tested.**

Reporting lab	Inconclusive	Negative	Positive	Percent positive	Total
ADVENTHEALTH MEDICAL GROUP FAMILY & INTERNAL		27	30	53%	57
JFK MEDICAL CENTER NORTH LAB		1	56	98%	57
THE CANOPY AT BERRYHILL		57			57
MED & CO INVESTMENT LLC		53	4	7%	57
ALZHEIMERS CARE CENTER OF VIERA LTD		37	20	35%	57
MALCOM RANDALL DEPT OF VAMC			57	100%	57
PENNSYLVANIA DEPARTMENT OF HEALTH BUREAU OF LABORATORIES			57	100%	57
CONCENTRA URGENT CARE		53	4	7%	57
GENESIS DERMATOLOGY		53	4	7%	57
IMA MEDICAL CENTER		38	19	33%	57
KAPG FLEMING ISLAND SENIOR HOUSING OPCO LLC	1	56			57
LONG ISLAND UNIVERSITY - POST CAMPUS		52	5	9%	57
GENTIVA HEALTH SERVICES CERTIFIED INC		53	4	7%	57
RESIDENTIAL PLAZA AT BLUE LAGOON INC		52	4	7%	56
MINUTECLINIC DIAGNOSTIC OF NORTH CAROLINA		54	2	4%	56
PATHOLOGY CONSULTANTS OF NEW MEXICO		56			56
MINUTECLINIC DIAGNOSTIC OF LOUISIANA,		53	3	5%	56
EAGLES WATCH CLUSTER		47	9	16%	56
MINUTE CLINIC DIAGNOSTIC OF VIRGINIA, LLC		54	2	4%	56
THE MEDICAL GROUP OF SOUTH FLORIDA INC		50	6	11%	56
WEST ISLIP URGENT CARE		51	5	9%	56
ATRIA PARK OF LAKE FOREST (WG HERITAGE LF LLC)		54	2	4%	56
HIALEAH HOSPITAL RESPIRATORY DEPT			56	100%	56
NEW YORK PRESBYTERIAN - QUEENS DIAGNOSTIC		52	4	7%	56
OPTUMCARE SOUTH FLORIDA, LLC		47	9	16%	56
TIFFANY HALL NURSING AND REHAB		44	12	21%	56
MARIANNA HEALTH AND REHABILITATION CENTER		54	1	2%	55
PROFESSIONAL PEDIATRICS		53	2	4%	55
SUNSHINE PEDIATRICS OF CENTRAL FLORIDA PL		52	3	5%	55
AMELIA ASSISTED LIVING FACILITY		55			55
PREMIER MEDICAL ASSOCIATES ALL FLORIDA LLC		54	1	2%	55
Jupiter Medical Center Pavilion		54	1	2%	55
EMORY CLINIC, THE		51	4	7%	55
KENDALL REGIONAL MEDICAL CENTER LAB	3		52	95%	55
HIGHLANDS COUNTY FIRE RESCUE		55			55
NORTHSIDE HOSPITAL EMERGENCY DEPT		51	4	7%	55
NITE LITE PEDIATRICS - PORT ST. LUCIE		46	9	16%	55
CARE 4 U MANAGEMENT, INC			55	100%	55
SONATA HUNTERS CREEK		47	8	15%	55
ENCOMPASS HEALTH REHABILITATION HOSPITAL OF MIAMI		53	1	2%	54
UNITED LABORATORY SERVICES CORPORATION		38	16	30%	54
ST. CLOUD MEDICAL GROUP		54			54
CAMBRIDGE SECURITY SERVICES		51	3	6%	54
ORCHID COVE AT DAYTONA		45	9	17%	54
ROYAL PALM SENIOR RESIDENCE		54			54
BASSETTI MEDICAL RESEARCH INC		35	19	35%	54

# COVID-19: testing by laboratory

Data through May 15, 2021 verified as of May 16, 2021 at 09:25 AM

Data in this report are provisional and subject to change.

The numbers in the table below represent the number of Florida and non-Florida residents for whom test results were received by the Department of Health. A person can be tested by more than one laboratory and can have both positive and negative results. **Therefore, the sum of the numbers in each column will be larger than the total number of people tested.**

Reporting lab	Inconclusive	Negative	Positive	Percent positive	Total
FUTURE PEDIATRICS		51	3	6%	54
MIAMI CLINICAL RESEARCH CORP		12	42	78%	54
LITTLE NECK URGENT CARE		52	2	4%	54
FAMILY EXTENDED CARE OF PUNTA GORDA		54			54
CDR MAGUIRE - MIAMI BEACH CC MISSION 17388		2	52	96%	54
CHIPOLA QUICK CARE		47	7	13%	54
JUNIPER VILLAGE AT NAPLES		53	1	2%	54
SARASOTA CO. HEALTH DEPT # 58		40	14	26%	54
ENCOMPASS HEALTH REHABILITATION HOSPITAL OF PANAMA CITY		49	5	9%	54
ROCHESTER GENERAL HOSPITAL LABORATORY		50	4	7%	54
CLERMONT HEALTH AND REHAB		40	14	26%	54
APOLLOMDX LABS		32	22	41%	54
CERTUS MTD OPCP LLC		52	2	4%	54
BAY STREET PHARMACY□		49	5	9%	54
OCCUPATIONAL HEALTH CENTERS OF THE SOUTHWEST PA		48	6	11%	54
MISSION OAKS ASSISTED LIVING□		51	2	4%	53
ST ANTHONYS PRIMARY CARE LLC/JACKSON STREET			53	100%	53
HOME CARE PHARMACY		53			53
SOMERSET			53	100%	53
UNIVERSITY OF WEST FLORIDA, THE		52	1	2%	53
ALLIANCE COMMUNITY FOR RETIREMENT LIVING		53			53
Citymd Of Toms River		46	7	13%	53
BITTINGS APOTHECARY INC		47	6	11%	53
THE PALMS PHARMACY, INC		50	3	6%	53
Osprey Point Nursing Center		51	2	4%	53
QHC UPSTATE MEDICAL PC		43	10	19%	53
QUOTIENT SCIENCES LABS LLC			53	100%	53
PANCARE HEALTH - BAY COUNTY - YOUNGSTOWN		48	5	9%	53
PINES NURSING HOME		50	2	4%	52
ADVENT HEALTH		49	3	6%	52
CVS MINUTE CLINIC DIAGNOSTIC OF NORTH CAROL		45	7	13%	52
TNC WALK IN CLINIC		40	12	23%	52
ADVENT HEALTH - LAKE WALES		40	12	23%	52
NIGHT LITE PEDIATRICS CENTER LLC		10	42	81%	52
SNH BRFL TENANT LLC	2	50			52
GRAND VILLA OF ST. PETERSBURG		50	2	4%	52
FELICIDAD MEDICAL CENTER		5	47	90%	52
PHILLIPPE RIDGE		40	12	23%	52
LMH SKILLED NURSING UNIT		52			52
SOUTH CAROLINA DEPT OF HEALTH AND ENVIRONMENT CONTROL		11	40	78%	51
GULFVIEW MEDICAL INSTITUTE		51			51
PATRICK MANOR INCORPORATED		51			51
AVANTE ST CLOUD		48	3	6%	51
INN AT THE FOUNTAINS, THE		34	17	33%	51
LPG PEDIATRICS AT PAGE FIELD		50	1	2%	51
GULFSIDE HOSPICE INC		48	3	6%	51



# COVID-19: testing by laboratory

Data through May 15, 2021 verified as of May 16, 2021 at 09:25 AM

Data in this report are provisional and subject to change.

The numbers in the table below represent the number of Florida and non-Florida residents for whom test results were received by the Department of Health. A person can be tested by more than one laboratory and can have both positive and negative results. **Therefore, the sum of the numbers in each column will be larger than the total number of people tested.**

Reporting lab	Inconclusive	Negative	Positive	Percent positive	Total
ACCESS 365 URGENT CARE		24	27	53%	51
WALGREENS #10373		49	2	4%	51
FLAGLER HOSPITAL INC	2		49	96%	51
CITY OF CAPE CORAL		38	13	25%	51
SOUTHEAST ALABAMA MEDICAL CENTER			51	100%	51
BENTON HOUSE OF PORT ORANGE		44	7	14%	51
ROADS PEDIATRICS,LLC		48	3	6%	51
ARCPPOINT LABS OF WEST PALM BEACH		9	41	82%	50
GRAND VILLA OF ENGLEWOOD		45	5	10%	50
MADISON COUNTY MEMORIAL HOSPITAL LABORATORY		15	35	70%	50
NAPLES PEDIATRICS INC□		43	7	14%	50
COURTYARD GARDENS OF BOYNTON BEACH, LLC		47	3	6%	50
EMORY UNIVERSITY HOSPITAL		41	9	18%	50
POPLAR HEALTHCARE PLLC	1	11	38	76%	50
GRAND VILLA OF NEW PORT RICHEY		43	7	14%	50
RAINBOW PEDIATRICS PC LLC / BREAKFAST POINT		39	11	22%	50
HEALTH FIRST - CAPE CANAVERAL HOSPITAL		1	49	98%	50
GRAMERCY PARK URGENT CARE		48	2	4%	50
PORT ST. LUCIE - ZAXBY'S		50			50
BETHUNE-COOKMAN UNIVERSITY		32	18	36%	50
CARE ATC - ANDES			50	100%	50
EP MEDICAL EQUIPMENT PHARMACY		43	7	14%	50
SUNSHINE ASSISTED LIVING		50			50
HILA BECKERMAN MD LLC	1	45	4	8%	50
PRACTICE MANAGEMENT OF AMERICA, INC.		7	43	86%	50
ALWAYS BEST CARE SENIOR SERVICES		44	5	10%	49
UNIVERSITY BEHAVIORAL CENTER		49			49
NORTHBROOK CENTER FOR□		47	2	4%	49
SOFT CELL LABORATORIES		45	4	8%	49
USF		1	48	98%	49
Guardian Care Nursing and Rehabilitation Center		49			49
S-H THIRTY FIVE OPCO - LUTZ, LLC		48	1	2%	49
ADVENTIST HEALTH SYSTEM FLORIDA		34	15	31%	49
FHMG_CTR FOR SENIOR HEALTH		44	5	10%	49
EC OPCO TIMBERLIN PARC LLC		49			49
SOLARIS SENIOR LIVING NORTH NAPLES		48	1	2%	49
UNIPATH		25	24	49%	49
DOH		23	26	53%	49
JACK BANDEL MD PA		48	1	2%	49
THE TERRACE OF JACKSONVILLE		3	46	94%	49
WEISS PEDIATRIC CARE LLC		35	14	29%	49
PORT SAINT JOHN FAMILY PRACTICE		31	18	37%	49
GRAND VILLA OF PINELLAS PARK		47	2	4%	49
THORNBURG PEDIATRICS		45	4	8%	49
MORTON PLANT			49	100%	49
JACKSONVILLE PEDIATRICS		30	19	39%	49

# COVID-19: testing by laboratory

Data through May 15, 2021 verified as of May 16, 2021 at 09:25 AM

Data in this report are provisional and subject to change.

The numbers in the table below represent the number of Florida and non-Florida residents for whom test results were received by the Department of Health. A person can be tested by more than one laboratory and can have both positive and negative results. **Therefore, the sum of the numbers in each column will be larger than the total number of people tested.**

Reporting lab	Inconclusive	Negative	Positive	Percent positive	Total
CARE CENTERS OF NASSAU LLC MINER ROAD NORTH		49			49
ALLEGRO		47	2	4%	49
ISLAND URGENT CARE PLLC		44	4	8%	48
PREMIER MEDICAL ASSOCIATES		46	2	4%	48
CAREMED INTERNAL MEDICINE		30	18	38%	48
SOMA MEDICAL CENTER PA #3		10	38	79%	48
GRAND OAKS OF PALM CITY LLC□	1	41	6	13%	48
URGENT CARE & WELLNESS CENTER		15	33	69%	48
BAY CENTER HURRICANE SHELTER		48			48
LEE COMMUNITY HEALTHCARE INC CAPE CORAL		45	3	6%	48
ST JUDE LABORATORIES		43	5	10%	48
COURTYARD GARDENS OF JUPITER		48			48
SEWANEE MOLECULAR DIAGNOSTICS LABORATO		48			48
ALLIANCE OF PHYSICIANS AGAINST COVID-19		1	47	98%	48
HERNANDO ENDOSCOPY AND SURGERY CENTER		37	11	23%	48
INTERCOASTAL MEDICAL GROUP		2	46	96%	48
LPG PRIMARY CARE AT CAPE CORAL PARKWAY		41	7	15%	48
LAKE COUNTY SCHOOLS EMPLOYEE HEALTH CENTER		35	13	27%	48
ORLANDO HEALTH PRIMARY CARE PEDIATRICS		44	4	8%	48
LYSTER ACH FT RUCKER AL		45	3	6%	48
CAREHERE LAKE SCHOOLS EMPLOYEE HEALTH CENTER		33	15	31%	48
TAMPA URGENT CARE			48	100%	48
BAPTIST URGENT CARE		44	4	8%	48
MINUTECLINIC, LLC, DBA MINUTECLINIC #5		43	5	10%	48
SAN CARLOS PHARMACY		39	8	17%	47
POINTE AT NEW PORT PLACE,THE		47			47
INTERLAB		1	46	98%	47
NORTH FLORIDA / SOUTH GEORGIA VETERANS HEALTH SYSTEM		1	46	98%	47
CRESTVIEW IMMEDIATE CARE LL		23	24	51%	47
MINUTECLINIC DIAGNOSTIC OF LOUISIANA		44	3	6%	47
UNION MEDICAL CARE		47			47
MOBILE DOC FL, LLC		29	18	38%	47
HAWTHORNE INN OF LAKELAND		47			47
NAVARRE GARDENS		41	6	13%	47
WINTER GARDEN REHAB AND NURSING CENTER		43	4	9%	47
COMPLETE HOME CARE OF THE PALM BEACHES LLC		43	4	9%	47
AU MEDICAL CENTER, INC	1	41	5	11%	47
ACTIVE SENIOR LIVING		45	2	4%	47
SARNO FAMILY PRACTICE		31	16	34%	47
FAMILY EXTENDED CARE OF WINTER HAVEN		45	2	4%	47
COLLIER BLVD HMA PHYSICIAN MANAGEMENT LLC		46			46
HARTFORD HEALTH SERVICES LLC		46			46
TRICORE REF LABS - UNIV OF NM		46			46
KAPG ST AUGUSTINE SENIOR HOUSING OPCO LLC		37	9	20%	46
NEWPATH DIAGNOSTICS		38	8	17%	46
PREMIER PLACE HEALTHCARE AT THE GLENVIEW		46			46

# COVID-19: testing by laboratory

Data through May 15, 2021 verified as of May 16, 2021 at 09:25 AM

Data in this report are provisional and subject to change.

The numbers in the table below represent the number of Florida and non-Florida residents for whom test results were received by the Department of Health. A person can be tested by more than one laboratory and can have both positive and negative results. **Therefore, the sum of the numbers in each column will be larger than the total number of people tested.**

Reporting lab	Inconclusive	Negative	Positive	Percent positive	Total
Grand Villa of Deerfield Beach		42	4	9%	46
ADULT MEDICINE OF LAKE COUNTY INC			46	100%	46
FLORIDA DEPARMENT OF HEALTH CLAY COUNTY		32	14	30%	46
ADVENT HEALTH MEDICAL GROUP OB GYN AT		40	6	13%	46
MID-FLORIDA PATHOLOGY, LLC		35	11	24%	46
WALGREENS 3145		43	3	7%	46
LABORATORY MEDICINE CONSULTANTS-LMC PA		42	4	9%	46
TRIPLE O MEDICAL SERVICES INC		42	4	9%	46
LUTHERAN HAVEN EXTENDED CONGREGATE CAR		46			46
EAST MANATEE FAMILY	1	1	44	96%	46
UNION MEDICAL CARE PLLC		45	1	2%	46
H LEE MOFFITT CANCER CENTER MICRO		46			46
WG EVERGREEN WOODS SH LLC		46			46
REDI-MED WALK-IN FAMILY CARE			45	100%	45
CARILLON SPORTS AND FAMILY MEDICINE		34	11	24%	45
PLAINVIEW URGENT CARE		42	3	7%	45
University Hospital		38	7	16%	45
RIVERHEAD URGENT CARE		44	1	2%	45
IMA MEDICAL GROUP POINCIANA		18	27	60%	45
HOUSE CALLS PROFESSIONAL LLC		41	4	9%	45
NEXT MOLECULAR ANALYTICS		14	31	69%	45
AVALON PARK RETIREMENT RESIDENCE		43	2	4%	45
BENTON HOUSE OF ST. JOHNS		43	2	4%	45
NEOGENOMICS LABORATORIES INC		45			45
PASSPORT HEALTH ORLANDO		45			45
STUART URGENT CARE			45	100%	45
HUNT CLUB MEDICAL		15	30	67%	45
MEDEMERGE		43	2	4%	45
BRP SH OPCO LLC		45			45
BD MEDICAL SYSTEMS		43	2	4%	45
VOLUSIA COUNTY BRANCH JAIL		1	44	98%	45
LARA HEALTH AND WELLNESS CENTER LLC		45			45
BIOFIRE		11	34	76%	45
COLLIER URGENT CARE CENTERS		44	1	2%	45
SOUTHPORT SQUARE HARBOUR HEALTH		45			45
KINDRED HOSPITAL OCALA		40	4	9%	44
WALK IN MEDICAL URGENT CARE		44			44
MARQUESA MEDICAL		40	4	9%	44
KISSIMMEE VA OUTPATIENT CLINIC		41	3	7%	44
BRONX LEBANON HOSPITAL-MEDICAL CENTER		40	4	9%	44
Gulf Shore Care Center		39	5	11%	44
LOURDES HOSPITAL INC		42	2	5%	44
ASHTON PLACE	3	37	4	9%	44
INNOVATIVE GX LABORATORIES		37	7	16%	44
MAKO MEDICAL		21	23	52%	44
SOUTHEAST GEORGIA HEALTH SYSTEM, INC		39	5	11%	44

# COVID-19: testing by laboratory

Data through May 15, 2021 verified as of May 16, 2021 at 09:25 AM

Data in this report are provisional and subject to change.

The numbers in the table below represent the number of Florida and non-Florida residents for whom test results were received by the Department of Health. A person can be tested by more than one laboratory and can have both positive and negative results. **Therefore, the sum of the numbers in each column will be larger than the total number of people tested.**

Reporting lab	Inconclusive	Negative	Positive	Percent positive	Total
THE MERIDIAN AT BOCA RATON	1	43			44
PRINCETON VILLAGE□		40	4	9%	44
NORTHWELL HEALTH PLAINVIEW HOSPITAL LABORATORY		35	9	20%	44
BENTON HOUSE OF CLERMONT		44			44
WELLMED AT PLANT CITY		24	20	45%	44
PEDIATRICS OF CENTRAL FLORIDA – SAINT CLOUD	2	40	2	5%	44
FLORIDA HOSPITAL		28	16	36%	44
A AND R RESEARCH GROUP LLC		39	5	11%	44
RADIOLOGY ASSOCIATES OF VENICE AND ENGLEWOOD		42	2	5%	44
PALM POINT BEHAVIORAL HEALTH		44			44
LPG CONVENIENT CARE AT METRO		40	4	9%	44
ST LUCIE COUNTY JAIL		29	15	34%	44
LEE PHYSICIAN GROUP		37	6	14%	43
LAKE MARY KIDS CENTRA CARE		33	10	23%	43
BAYCARE MEDICAL GROUP INC		3	40	93%	43
University Hills health and Rehabilitation		33	10	23%	43
D W MCMILLAN MEMORIAL HOSPITAL		32	11	26%	43
FIRST CHOICE URGENT CARE		12	31	72%	43
BRANCH MEDICAL CLINIC			43	100%	43
ORLANDO ORTHOPAEDIC OUTPATIENT SURGERY CENTER		37	6	14%	43
PINELLAS INTERNAL MEDICINE ASSOCIATES	1	39	3	7%	43
ORLANDO ORTHOPAEDIC CENTER		39	4	9%	43
WHITE-WILSON MEDICAL CENTER		32	11	26%	43
COMMUNITY MEDICAL CARE CENTER INC			43	100%	43
EASTERN SHORE URGENT CARE		32	11	26%	43
A & R RESEARCH GROUP		35	8	19%	43
UNIVERSITY MEDICAL CTR OF PRINCETON AT		41	2	5%	43
DUVAL PHARMACY		32	11	26%	43
WOLFF CTR FOR CHILD & ADOLESCENT HEALTH PLLC,THE		26	17	40%	43
LPG PRIMARY CARE AT MATTHEW DRIVE		35	7	17%	42
KIVA AT CANTERBURY		25	17	40%	42
BELVEDERE COMMONS OF SUN CITY CENTER□		42			42
GRAND LIVING AT LAKEWOOD RANCH		41	1	2%	42
CITRUS COUNTY HEALTH DEPARTMENT		36	6	14%	42
ADVENTHEALTH MEDICAL GROUP FAMILY MEDICINE AT RDV		42			42
CLINICAL LABORATORY		42			42
STETSON UNIVERSITY STUDENT HEALTH CENTER		3	39	93%	42
LPG PRIMARY CARE AT BONITA BAY LIFESTYLE CENTER		37	5	12%	42
ENCORE AT BOCA RATON, THE			42	100%	42
MAIMONIDES-SHALOM ACADEMY, INC		41	1	2%	42
ANDALUSIA HEALTH		25	17	40%	42
FAMILY AND INTERNAL MEDICINE AT AVALON PARK		38	4	10%	42
TGH URGENT CARE – WESTCHASE			42	100%	42
LONGLEAF DIAGNOSTIC LABORATORIES		13	29	69%	42
STAT ONE URGENT CARE CENTER		2	40	95%	42
ATRIA WILLOW WOOD		40	2	5%	42

# COVID-19: testing by laboratory

Data through May 15, 2021 verified as of May 16, 2021 at 09:25 AM

Data in this report are provisional and subject to change.

The numbers in the table below represent the number of Florida and non-Florida residents for whom test results were received by the Department of Health. A person can be tested by more than one laboratory and can have both positive and negative results. **Therefore, the sum of the numbers in each column will be larger than the total number of people tested.**

Reporting lab	Inconclusive	Negative	Positive	Percent positive	Total
CITRUS CARE CLINIC			42	100%	42
FAMILY CARE PARTNERS URGENT CARE LLC		33	9	21%	42
PACIFICA SENIOR LIVING OCALA		37	5	12%	42
REVA INC		38	4	10%	42
Atlantic Shore Nursing and Rehab		42			42
CITY OF NAPLES FIRE RESCUE		37	5	12%	42
PURE PHARMACY		39	2	5%	41
HALIFAX HEALTH URGENT CARE		20	21	51%	41
PEDIATRICS OF CENTRAL FLORIDA KISSI		33	8	20%	41
CENTERPLACE HEALTH		17	24	59%	41
HARMONY HEALTH OPCO, LLC		17	24	59%	41
GUIDEWELL EMERGENCY MEDICINE DOCTORS LLC #33		28	13	32%	41
FLORIDA HOSPITAL NEW SMYRNA		4	37	90%	41
ADVENT HEALTH CENTRA CARE - LAKE LAND		30	11	27%	41
MEDEX MEDICAL EXPRESS OF PALATKA LLC			41	100%	41
NIGHT LITE PEDIATRIC CENTER		10	31	76%	41
UNIVERSITY OF ALABAMA		38	3	7%	41
UNDERGROUND FREE CLINIC		40	1	2%	41
BULLS HEAD URGENT CARE		39	2	5%	41
CROSSROADS URGENT CARE		26	15	37%	41
VETERANS AFFAIRS MEDICAL CENTER - NEW YORK HARBOR		39	2	5%	41
DCH REGIONAL MEDICAL CENTER LABORATORY		39	2	5%	41
SOUTHCOR LABORATORY		7	34	83%	41
STATCARE URGENT AND WALK-IN MEDICAL CA		38	3	7%	41
MINUTE CLINIC LLC #2216		38	3	7%	41
Grand Villa of Dunedin		35	6	15%	41
BOND CLINIC, PA		11	30	73%	41
PRIDE DIAGNOSTICS		24	17	41%	41
ARTHREX MEDICAL CENTER EAST		25	16	39%	41
CAPITAL REGIONAL MEDICAL CENTER		2	39	95%	41
GEORGIA HEART CENTER (MSC 53), NAVICEN		39	2	5%	41
GENEXPERT			40	100%	40
MEDPEDS ASSOCIATES OF SARASOTA PA		37	3	8%	40
PEDIATRICS IN BREVARD-COCOA BEACH		35	5	13%	40
CIMA MEDICAL CENTER		39	1	3%	40
GRAND VILLA OF DELRAY EAST		40			40
CLINICAL PATHOLOGY LABORATORIES, INC		40			40
WASHINGTON COUNTY HEALTH DEPARTMENT		27	13	33%	40
M&V SAN JOSE MEDICAL CENTER			40	100%	40
THE LODGE AND REHABILITATION CENTER		24	16	40%	40
MINUTE CLINIC DIAGNOSTIC OF VIRGINIA		33	7	18%	40
BAYSIDE LABORATORIES INC		40			40
BAYSHORE PATHOLOGY CONSULTANTS PA		37	2	5%	39
MINUTECLINIC DIAGNOSTIC OF MICHIGAN		36	3	8%	39
CEDAR CREEK AT KINGS BAY INC		39			39
MARYLAND DEPARTMENT OF HEALTH			39	100%	39

# COVID-19: testing by laboratory

Data through May 15, 2021 verified as of May 16, 2021 at 09:25 AM

Data in this report are provisional and subject to change.

The numbers in the table below represent the number of Florida and non-Florida residents for whom test results were received by the Department of Health. A person can be tested by more than one laboratory and can have both positive and negative results. **Therefore, the sum of the numbers in each column will be larger than the total number of people tested.**

Reporting lab	Inconclusive	Negative	Positive	Percent positive	Total
STEWART MEDICAL GROUP, INC		21	18	46%	39
WARDE MEDICAL LABORATORY		30	9	23%	39
GUYAN VALLEY WELLNESS CENTER		32	7	18%	39
MINUTE CLINIC DIAGNOSTIC OF SC, LLC #75		37	2	5%	39
ISLAMORADA VILLAGE OF ISLANDS FIRE RESCUE		36	3	8%	39
WALGREENS COVID-19		27	12	31%	39
WEINBERG VILLAGE		38	1	3%	39
JUNIPER VILLAGE AT CAPE CORAL		34	5	13%	39
CORRECTIONAL MEDICAL GROUP		27	12	31%	39
COVANCE CENTRAL LABORATORY		25	14	36%	39
BROOKDALE BRANDON	1	38			39
BAY COUNTY JAIL ANNEX		34	5	13%	39
MINUTE CLINIC DIAGNOSTIC OF NEW JERSEY		38	1	3%	39
TAYLORVILLE FAMILY MEDICINE		32	7	18%	39
CLINICAL RESEARCH SEQUENCING PLATFORM		8	31	79%	39
WG BAYPOINT VILLAGE SH LLC		38	1	3%	39
MINUTECLINIC DIAGNOSTIC OF RHODE ISLAND, LLC #1544		38	1	3%	39
METROPOLITAN CHARITIES INC		36	3	8%	39
GMR EVENT SERVICES LLC DBA CROWDRX		39			39
HOMEWOOD RESIDENCE AT FREEDOM PLAZA		37	1	3%	38
DAYTONA BEACH OPC		34	4	11%	38
CONNECTICUT DEPARTMENT OF HEALTH		22	16	42%	38
WESTPAC LABS INC	1	26	11	29%	38
INNOVATION CLINICAL TRIALS, INC			38	100%	38
WOMEN'S CARE FLORIDA, LLC		38			38
GRAND VILLA OF BOYNTON BEACH		37	1	3%	38
ALPHA PHARMACY		35	3	8%	38
PECONIC BAY MEDICAL CENTER LABORATORY		29	9	24%	38
ATRIA SAN PABLO		36	2	5%	38
AUTUMN OF SARASOTA		12	26	68%	38
ROCKLAND URGENT CARE FAMILY HEALTH NP		36	2	5%	38
FLORIDA ENDOSCOPY & SURGERY CTR LLC		38			38
FLORIDA MEDICAL CL ODOM TPA		23	15	39%	38
CLEARWATER EMPLOYEE HEALTH CLINIC		19	19	50%	38
MOLECULAR DIAGNOSTICS		5	33	87%	38
JUPITER MEDICAL CENTER PHYSICIANS GROUP, INC		34	4	11%	38
ST AUGUSTINE PEDIATRIC ASSOC		33	5	13%	38
Life Care Center of Citrus County		37	1	3%	38
MINUTE CLINIC, LLC DBA MINUTECLINIC #4505		35	3	8%	38
CCRC @ SUNFLOWER LLC		35	3	8%	38
CERON PEDIATRICS & INTEGRATIVE MEDICIN		38			38
CARE HERE		13	25	66%	38
HOLLISMED LLC		35	2	5%	37
EASYCARE WALK-IN CLINIC	1	14	22	59%	37
ACCURATE DIAGNOSTIC LAB		35	2	5%	37
ALAN A SMITH MD LLC		34	3	8%	37

# COVID-19: testing by laboratory

Data through May 15, 2021 verified as of May 16, 2021 at 09:25 AM

Data in this report are provisional and subject to change.

The numbers in the table below represent the number of Florida and non-Florida residents for whom test results were received by the Department of Health. A person can be tested by more than one laboratory and can have both positive and negative results. **Therefore, the sum of the numbers in each column will be larger than the total number of people tested.**

Reporting lab	Inconclusive	Negative	Positive	Percent positive	Total
WALGREENS_COCONUT CREEK		30	7	19%	37
PATHOGENIUS LABORATORIES		30	7	19%	37
THE COLLIER AT NAPLES		36	1	3%	37
PONCE THERAPY CARE CENTER		34	3	8%	37
HR SARASOTA OPERATOR LLC		25	12	32%	37
ONE MILO		37			37
HOLZER HEALTH CENTER		5	32	86%	37
FAMILY EXTENDED CARE OF SEBRING INC		35	2	5%	37
FORT CAROLINE GARDENS, INC		34	3	8%	37
TRADITIONAL HOME CARE INC		35	2	5%	37
PULSE & REMEDY LLC		22	15	41%	37
CENTRAL FLORIDA HEALTH CARE INC WAUCHULA SITE 2		29	8	22%	37
COLLIER HMA PHYSICIAN MANAGEMENT LLC		27	10	27%	37
JAMAICA HOSPITAL MEDICAL CENTER		33	4	11%	37
PATHGROUP		9	28	76%	37
ST. MARYS MEDICAL CENTER		1	36	97%	37
ASSISTED LIVING OF BROWARD		37			37
VIKOR SCIENTITIC		5	31	86%	36
PALM BAY FAMILY PRACTICE		16	20	56%	36
PARKSIDE HEALTH AND REHABILITATION CENTER			36	100%	36
LONG BEACH URGENT CARE		36			36
Kensington Gardens		36			36
FLORIDA PRESBYTERIAN HOMES INC		34	2	6%	36
VILLA COURT LLC		36			36
MAINSTREET FAMILY URGENT CARE		1	35	97%	36
FLORIDA PEDIATRIC GROUP PA		28	8	22%	36
JACKSON HEALTH SYSTEM		2	34	94%	36
MARTHA'S HOUSE & ASSISTED LIVING FACILITY		36			36
MINUTE CLINIC DIAGNOSTIC OF TEXAS, LLC		33	3	8%	36
CVS NC7047POCT DURHAM		36			36
HARBORCHASE OF WELLINGTON CROSSING		34	2	6%	36
NCHD		22	14	39%	36
NORTH PINELLAS CHILDRENS MEDICAL CENTER			36	100%	36
SANITAS		4	32	89%	36
MEDCOMP SCIENCES			36	100%	36
COLORADO DEPARTMENT OF PUBLIC HEALTH AND ENVIRONMENT			36	100%	36
PHYSICIAN ASSOCIATES LLC		26	10	28%	36
GRACE COMMUNITY PHARMACY		3	33	92%	36
STATCARE URGENT & WALK IN MEDICAL CARE		32	4	11%	36
ALABAMA CLINICS		20	16	44%	36
BVL/LITTLE ANGEL PEDIATRICS		36			36
MORTON PLANT HOSPITAL - ADLER INSTITUTE OF LAB MEDICINE		3	32	91%	35
REDI-MED WALK IN FAMILY CLINIC			35	100%	35
FAST PACE MEDICAL CLINIC		30	5	14%	35
LABORATORY ALLIANCE OF CENTRAL NEW YORK		33	2	6%	35
LAKELAND NURSING AND REHABILITATION CENTER			35	100%	35

# COVID-19: testing by laboratory

Data through May 15, 2021 verified as of May 16, 2021 at 09:25 AM

Data in this report are provisional and subject to change.

The numbers in the table below represent the number of Florida and non-Florida residents for whom test results were received by the Department of Health. A person can be tested by more than one laboratory and can have both positive and negative results. **Therefore, the sum of the numbers in each column will be larger than the total number of people tested.**

Reporting lab	Inconclusive	Negative	Positive	Percent positive	Total
FHMG –FLORIDA HOSPITAL MEDICAL GROUP		25	10	29%	35
TUSCAN GARDENS OF DELRAY BEACH MANAGEMENT COMPANY,		34	1	3%	35
HUNTINGTON STATION URGENT CARE		34	1	3%	35
CVS NC3516POCT WINSTON SALEM		31	4	11%	35
DIXIE COUNTY HEALTH DEPARTMENT		26	9	26%	35
CARLOS F FUSTER MD PA		33	2	6%	35
PIEDMONT HOSPITAL CLINICAL LABORATORY		32	3	9%	35
ISLAND LAKE CENTER		14	21	60%	35
SOUTHEASTERN OUTPATIENT SURGERY CENTER		32	3	9%	35
SOMA MEDICAL CENTER # 4		5	30	86%	35
METRO KNOXVILLE HMA		25	10	29%	35
ADVENT HEALTH - FISH MEMORIAL		2	33	94%	35
POARCH BANC CREEK INDIANS TRIBAL HEALTH DEPARTMENT			35	100%	35
BUREAU OF PUBLIC HEALTH	1	14	20	57%	35
MIDDLETOWN MEDICAL P C		25	10	29%	35
WALGREENS #04569		32	3	9%	35
BAYCARE HEALTH SYSTEMS, LLC			35	100%	35
P23 LABS		35			35
NEUROINTERNATIONAL SARASOTA		32	3	9%	35
BOCA TOXICOLOGY LLC		33	2	6%	35
WUESTHOFF MEMORIAL HOSPITAL			35	100%	35
PHOSPHORUS DIAGNOSTICS		27	8	23%	35
MINUTECLINIC, LLC, DBA MINUTECLINIC #2544		33	2	6%	35
CANCER RESEARCH LAB, BOB JONES UNIVERSITY		30	5	14%	35
ROSWELL PAIN SPECIALISTS	1	33	1	3%	35
IRL		4	31	89%	35
CHILDREN'S MEDICAL CENTER		1	34	97%	35
PASSPORT HEALTH OF TAMPA BAY		29	5	15%	34
SANFORD PEDIATRIC ASSOCIATES, PA		30	4	12%	34
SOUTHWEST LABS		34			34
GRAND VILLA OF MELBOURNE		32	2	6%	34
VA MEDICAL CENTER			34	100%	34
MINUTECLINIC DIAGNOSTIC OF ILLINOIS L		28	6	18%	34
LEE COMMUNITY HEALTHCARE INC NORTH FORT MYERS		34			34
MIGUEL E TREVINO MD PA		30	4	12%	34
PARAMOUNT WALK-IN CLINIC		1	33	97%	34
HARBOUR ISLAND PEDIATRICS		24	10	29%	34
WILLAMETTE VALLEY TOXICOLOGY LLC		32	2	6%	34
THE SPRINGS OF PARC HILL		33	1	3%	34
CARDIOLOGY AND MEDICINE ASSOCIATES INC		33	1	3%	34
GOOD SAMARITAN HOSPITAL LABORATORY		29	5	15%	34
AMMON ANALYTICAL LABORATORIES		30	4	12%	34
FLORIDA DEPARTMENT OF HEALTH IN MONROE COUNTY		27	7	21%	34
VENICE REGIONAL BAYFRONT HEALTH			34	100%	34
CIGNA PBSO WEST PALM		3	31	91%	34
RASHDA ALBIBI M.D. P.A.		31	3	9%	34



# COVID-19: testing by laboratory

Data through May 15, 2021 verified as of May 16, 2021 at 09:25 AM

Data in this report are provisional and subject to change.

The numbers in the table below represent the number of Florida and non-Florida residents for whom test results were received by the Department of Health. A person can be tested by more than one laboratory and can have both positive and negative results. **Therefore, the sum of the numbers in each column will be larger than the total number of people tested.**

Reporting lab	Inconclusive	Negative	Positive	Percent positive	Total
LONG TERM CARE OF GULF BREEZE LLC		30	4	12%	34
MEDHELP 280		31	3	9%	34
MINUTECLINIC LLC #4449		32	2	6%	34
AYERS NURSING AND REHABILITATION CENTER		34			34
WESTWOOD NURSING AND REHABILITATION		28	5	15%	33
VETERANS HOME		1	32	97%	33
RESIDENCE AT BAY VUE		31	2	6%	33
SYNIVERSE WELLNESS CENTER		28	5	15%	33
SANFORD MOBILE LAB PGA TOUR		32	1	3%	33
MINUTECLINIC DIAGNOSTIC OF PENNSYLVANI		31	2	6%	33
EMORY CRAWFORD LONG HOSPITAL LABORATOR		29	4	12%	33
Consulate Health Care of Orange Park		27	6	18%	33
AEGIS MEDICAL GROUP, LLC		30	3	9%	33
STEINHATCHEE DRUGS		27	6	18%	33
BOND CLINIC		3	30	91%	33
ECC PEDIATRICS		32	1	3%	33
VETERAN AFFAIRS MEDICAL CENTER - JAMES J PETERS		30	3	9%	33
EVERLYWELL		19	14	42%	33
GREENRIDGE GROUP HOME	3	11	19	58%	33
COOPER HEALTHCARE		30	3	9%	33
CORAL HOUSE ASSISTED LIVING COMMUNITY LLC		33			33
ST VINCENTS AMBULATORY CARE INC DBA		30	3	9%	33
JOSEF SCHENKER MD PC DBA CENTERS URGENT		31	2	6%	33
West Gate Village, LLC		33			33
NURSES HELPING HANDS INC ALF		33			33
NIGHT LITE PEDIATRICS URGENT CARE CENTER			33	100%	33
AHSE ROP		32	1	3%	33
AMBRY GENETICS CORPORATION	23	10			33
OPIS COQUINA CENTER		32	1	3%	33
STATEN ISLAND UNIVERSITY HOSPITAL-POUCH		32	1	3%	33
SELECT PHYSICIANS ALLIANCE PL		33			33
INTERIM HEALTHCARE OF NORTHWEST FLORIDA INC		30	2	6%	32
MINUTECLINIC DIAGNOSTIC OF TN PC #6435		29	3	9%	32
Wiregrass Rehabilitation Center and Nursing Home		29	3	9%	32
BAPTIST PRIMARY BLACK CREEK SOUTH			32	100%	32
MADISON POINTE CARE CENTER		32			32
ALACHUA		20	12	38%	32
MINUTECLINIC, LLC #4230		28	4	13%	32
UTAH DEPARTMENT OF HEALTH			32	100%	32
LAKE MARY - STIRLING CENTER SUITE 202			32	100%	32
RAYMOND BASRI MD		30	2	6%	32
IPSUM DIAGNOSTICS		3	29	91%	32
MINUTECLINIC DIAGNOSTIC OF TN PC #378		29	3	9%	32
A LILIKO'I PHARMACY LLC		29	3	9%	32
ENT AND ALLERGY ASSOCIATES OF FLORIDA LLC		31	1	3%	32
TREASURE ISLE LLC		32			32

# COVID-19: testing by laboratory

Data through May 15, 2021 verified as of May 16, 2021 at 09:25 AM

Data in this report are provisional and subject to change.

The numbers in the table below represent the number of Florida and non-Florida residents for whom test results were received by the Department of Health. A person can be tested by more than one laboratory and can have both positive and negative results. **Therefore, the sum of the numbers in each column will be larger than the total number of people tested.**

Reporting lab	Inconclusive	Negative	Positive	Percent positive	Total
COLORADO DEPARTMENT OF HEALTH LABORATORY SERVICES DIVISION			32	100%	32
BAPTIST PEDIATRICS		28	4	13%	32
ADVANCED URGENT CARE		12	20	63%	32
ORLANDO FAMILY MEDICINE		15	17	53%	32
NTD EUROFINIS ATLANTA		31	1	3%	32
MARCO ISLAND MEDICAL CENTER		21	11	34%	32
WESTMINSTER ST AUGUSTINE		32			32
UNION CHD		29	3	9%	32
JOSEF SCHENKER MD PC		32			32
VIRTUA		28	4	13%	32
PBSO WEST PALM FAMILY PRACTICE		1	31	97%	32
CVS NV3210POCT LAS VEGAS		28	3	10%	31
PERDIDO URGENT CARE		1	30	97%	31
MINUTECLINIC DIAGNOSTIC OF RHODE ISLAND, LLC #212		31			31
HENDRY REGIONAL CORPORATE HEALTH			31	100%	31
GRADY HEALTH SYSTEM		31			31
MINUTECLINIC DIAGNOSTIC OF NORTH CAROLINA PC		28	3	10%	31
DISCOVERY COMMONS AT BRADENTON		31			31
REGENCY PARK ASSISTED LIVING FACILITY		29	2	6%	31
ENGLEWOOD HOSPITAL AND MEDICAL CENTER		26	5	16%	31
JOSEPH SCHENKER MD PC DBA CENTERS URGENT		27	4	13%	31
COUNTY OF LOS ANGELES			31	100%	31
OAKMONTE VILLAGE		30	1	3%	31
CENTER ONE SURGERY CENTER		25	6	19%	31
UR CARE FAMILY AND SPORTS MEDICINE			31	100%	31
HOLIDAY MEDICAL ASSOCIATES		4	27	87%	31
MIDNIGHT MEDICINE			31	100%	31
CHIPOLA MEDICAL ASSOCIATES		11	20	65%	31
AMERICAN ESOTERIC LABORATORIES		15	16	52%	31
MINUTECLINIC DIAGNOSTIC OF TEXAS		27	4	13%	31
KIDS CARE PEDIATRICS PA			31	100%	31
HEALTH FIRST - VIERA HOSPITAL		1	30	97%	31
PREMIER URGENT CARE CENTER LLC			31	100%	31
LabCorp L#09258130 M#09258125		12	19	61%	31
MICHAEL J D'AMBROSE MD PA		29	2	6%	31
SUMMIT MEDICAL GROUP - 75 E NORTHFIELD		26	5	16%	31
COLLIER ANESTHESIA PAIN LLC		31			31
SPRINGWOOD COURT		26	5	16%	31
AMEERAH LABS			30	100%	30
THE TERRACE AT IVY ACRES ALF		11	19	63%	30
HERITAGE WATERSIDE		27	3	10%	30
P4CLINICAL	3	2	25	83%	30
ST PETER'S BENDER LABORATORY		29	1	3%	30
ADVENT HEALTH PRIMARY CARE PLUS, WINTER GARDEN		26	4	13%	30
VISTACARE PHARMACY I		25	5	17%	30
WEST BROWARD CARE CENTER		24	6	20%	30

# COVID-19: testing by laboratory

Data through May 15, 2021 verified as of May 16, 2021 at 09:25 AM

Data in this report are provisional and subject to change.

The numbers in the table below represent the number of Florida and non-Florida residents for whom test results were received by the Department of Health. A person can be tested by more than one laboratory and can have both positive and negative results. **Therefore, the sum of the numbers in each column will be larger than the total number of people tested.**

Reporting lab	Inconclusive	Negative	Positive	Percent positive	Total
BOCA SIMON LAB		1	29	97%	30
ACCESS HEALTH CARE PHYSICIANS LLC		10	20	67%	30
CLINCLOUD, LLC			30	100%	30
CASS'S MOBILE HEALTH SERVICES		26	4	13%	30
PANCARE HEALTH - BONIFAY K-8			30	100%	30
FIRST PHYSICIANS GROUP - LORRAINE CORNERS		30			30
FORT VALLEY STATE UNIVERSITY		29	1	3%	30
ROSLYN URGENT CARE		29	1	3%	30
OAK HARBOR ASSISTED LIVING FACILITY		27	3	10%	30
DAVID LAWRENCE CENTER		26	4	13%	30
GASTROENTEROLOGY ASSOCIATES OF PENSACOLA PA		25	5	17%	30
Okeechobee Health Care Facility		16	14	47%	30
WIREGRASS CLINIC LLC		24	6	20%	30
CVA MINUTE CLINIC DIAGNOSTIC OF VIRGINIA, LLC		29	1	3%	30
HOWARD BEACH URGENT CARE		28	2	7%	30
TOTTENVILLE CIRCLE URGENT CARE		30			30
NORTHEAST GEORGIA MEDICAL CENTER		30			30
SUMMERGATE PHARMACY		28	2	7%	30
MED LABS DIAGNOSTICS		11	19	63%	30
SHORE MEMORIAL HOSPITAL		26	4	13%	30
MINUTECLINIC, LLC #08366		25	5	17%	30
RELIANCE MEDICAL CENTER		21	9	30%	30
1 TOUCH TOTALCARE SOLUTIONS		27	3	10%	30
TALLAHASSEE DEVELOPMENTAL CENTER		28	2	7%	30
ADVENT HEALTH MEDICAL GROUP FAMILY AND INTERNAL MEDICINE AT AVALON PAR		27	3	10%	30
GRAND VILLA OF SARASOTA		29	1	3%	30
APOLLO SURGERY CENTER		27	3	10%	30
COMMUNITY HEALTH OF SOUTH FLORIDA			30	100%	30
RAINBOW PEDIATRICS		1	29	97%	30
BOCA BIOLISTIC REFERENCE LAB			30	100%	30
HOPE HEALTHCARE		29	1	3%	30
GERALD J KIVETT MD		27	3	10%	30
CHILDRENS MEDICAL CENTER			30	100%	30
CVS NC7588POCT ASHEVILLE		25	4	14%	29
BROOKDALE UNIVERSITY HOSPITAL		27	2	7%	29
UCLA HEALTHCARE CLINICAL LABS		23	6	21%	29
MAYO CLINIC JACKSONVILLE		4	25	86%	29
STEWART MELBOURNE HOSPITAL			29	100%	29
RENAISSANCE SENIOR LIVING	1	28			29
TIFFANY LAKE CARE CENTERS INC		28	1	3%	29
ADVANCED HEALTHCARE ASSOCIATES		25	4	14%	29
OPTIMAL CARE PEDIATRICS		9	20	69%	29
PRO HEALTH HARMONY		29			29
COMPREHENSIVE CHILDCARE		23	6	21%	29
NEMOURS CHILDRENS CLINIC		22	7	24%	29
UNIV OF ROCHESTER-STRONG MEMORIAL HOSP		28	1	3%	29

# COVID-19: testing by laboratory

Data through May 15, 2021 verified as of May 16, 2021 at 09:25 AM

Data in this report are provisional and subject to change.

The numbers in the table below represent the number of Florida and non-Florida residents for whom test results were received by the Department of Health. A person can be tested by more than one laboratory and can have both positive and negative results. **Therefore, the sum of the numbers in each column will be larger than the total number of people tested.**

Reporting lab	Inconclusive	Negative	Positive	Percent positive	Total
UNIVERSITY OF ILLINOIS VETERINARY DIAG	1	27	1	3%	29
WELLMED AT BRANDON REGIONAL		21	8	28%	29
DSI MANAGEMENT LLC		29			29
J AND J VISTAKON EMPLOYEE HEALTH CENTER		28	1	3%	29
SUNTREE INTERNAL MEDICINE		29			29
PINELLAS 1 HOME HEALTH CARE CORP		28	1	3%	29
ADVENT HEALTH MEDICAL GROUP- FAMILY MEDICINE AT DR. PHILIPS		24	5	17%	29
MEDI PARTNERS OF S FLORIDA LLC		29			29
BROOKWOOD BAPTIST MEDICAL CENTER		28	1	3%	29
FLORIDA MEDICAL CLINIC - NEW TAMPA		24	5	17%	29
CAPE CORAL HOSPITAL ABG LABORATORY		16	13	45%	29
PALMS, THE		29			29
CDC		17	12	41%	29
MINIMALLY INVASIVE VASCULAR INC		27	2	7%	29
MINUTECLINIC DIAGNOSTIC OF TN, PC 374		24	5	17%	29
PALM GARDEN OF JACKSONVILLE		27	2	7%	29
DUVAL COUNTY HEALTH DEPARTMENT		29			29
MEDEXPRESS URGENT CARE - BLOOMINGTON		24	5	17%	29
ROBERT H JENKINS JR VETERANS' DOMICILIARY HOME OF		26	3	10%	29
BIG BEND HOSPICE INC		29			29
ENGLEWOOD HEALTH PHYSICIAN NETWORK		29			29
ADVENTHEALTH MEDICAL GROUP PEDIATRIC & ADOLESCENT		28	1	3%	29
KEY PRIMARY CARE			28	100%	28
ST MARYS MEDICAL CENTER			28	100%	28
URGENT CARE CENTER			28	100%	28
NATIONAL MENTOR HEALTHCARE LLC			28	100%	28
JOINT AMBULATORY CARE CENTER		28			28
MONTEFIORE NEW ROCHELLE HOSPITAL		25	3	11%	28
BROWARD HEALTH IMPERIAL POINT NURSING			28	100%	28
PARK WEST MEDICAL CENTER		27	1	4%	28
EDEN AT CRESTVIEW		12	16	57%	28
FORT SANDERS REGIONAL LABORATORY		28			28
CANTON-POTSDAM HOSPITAL LABORATORY		27	1	4%	28
INTERNAL MEDICINE LIPID AND WELNNESS PRACTICE		12	16	57%	28
BROOKDALE PHILLIPPI CREEK			28	100%	28
VASSAR BROTHERS MEDICAL CENTER LABORATORY		26	2	7%	28
FAMILY CARE PARTNERS		18	10	36%	28
FIRST CHOICE PEDIATRICS LOOP		25	3	11%	28
KIVA AT CANTERBURY, LLC		28			28
PORT ST LUCIE HOSPITAL		25	3	11%	28
PEPIN ACADEMIES-PASCO		27	1	4%	28
LAKE PLACID HEALTH AND REHABILITATION		1	27	96%	28
MARION PEDIATRICS PA		21	7	25%	28
ASTORIA HEALTH AND REHABILITATION CENTER		27	1	4%	28
URGENT CARE USA			28	100%	28
THE COMMONWEALTH OF MASSACHUSETTS		1	27	96%	28

# COVID-19: testing by laboratory

Data through May 15, 2021 verified as of May 16, 2021 at 09:25 AM

Data in this report are provisional and subject to change.

The numbers in the table below represent the number of Florida and non-Florida residents for whom test results were received by the Department of Health. A person can be tested by more than one laboratory and can have both positive and negative results. **Therefore, the sum of the numbers in each column will be larger than the total number of people tested.**

Reporting lab	Inconclusive	Negative	Positive	Percent positive	Total
BETHESDA HEALTH PHYSICIAN GROUP INC			28	100%	28
ORANGE PEDIATRICS			28	100%	28
Cleveland Clinic Laboratories		4	24	86%	28
OWL NOW URGENT CARE		11	17	61%	28
NEW YORK METHODIST HOSPITAL		23	4	15%	27
BOZEMAN HEALTH DEACONESS HOSPITAL		18	9	33%	27
USCG AIR STATION CLEARWATER CLINIC		26	1	4%	27
PHYSICIANS CARE		23	4	15%	27
EPIC REFERENCE LABS INC			27	100%	27
HEALTHPARK MEDICAL CENTER ABG LAB		26	1	4%	27
CARENOW - DOWNTOWN NORTH GULCH		25	2	7%	27
Summit Medical Group Westfield Lab		24	3	11%	27
MINUTECLINIC DIAGNOSTIC OF TN PC #6363		22	5	19%	27
LEXINGTON PLACE SENIOR LIVING COMMUNITY		27			27
URGENT FAMILY CARE INC		24	3	11%	27
ATRIA LADY LAKE		27			27
SUNCOAST LABS			27	100%	27
Manor Care of Dunedin		23	4	15%	27
CHARLOTTE CHD PORT CHARLOTTE		23	4	15%	27
Clearwater Center		13	14	52%	27
MINUTECLINIC, LLC, #4160		23	4	15%	27
HUNT CLUB PEDIATRIC ASSOCIATES LLC		22	5	19%	27
COASTAL COMPLETE CARE		13	14	52%	27
LAKELAND HILLS CENTER		19	8	30%	27
PREMIUM HEALTH CARE			27	100%	27
VICK STREET MANOR		27			27
EMORY BENNETT VETERANS NURSING HOME	1	26			27
LAKE NONA MEDICAL SERVICE LLC		24	3	11%	27
CITY OF CLEARWATER EMPLOYEE HEALTH CENTER		16	11	41%	27
ADEPT INPATIENT MEDICAL SERVICES PC		27			27
NEWYORK-PRESBYTERIAN/ LAWRENCE HOSPITAL LABORATORY		24	3	11%	27
SPANISH RIVER HIGH SCHOOL ESE		23	4	15%	27
EXPRESS CARE OF BELLEVIEW		27			27
BROOKDALE SOUTHPOINT			27	100%	27
COASTAL SKIN SURGERY AND DERMATOLOGY		19	8	30%	27
LOOP PEDIATRICS		22	5	19%	27
ADIRONDACK MEDICAL CENTER		26			26
JUST FOR KIDS PEDIATRICS		5	21	81%	26
MAGNOLIA PEDIATRICS		4	22	85%	26
DELRAY BEACH FACIAL PLASTIC SURGERY		26			26
OAKTREE HEALTHCARE			26	100%	26
ST VINCENT'S EAST		24	2	8%	26
MINUTE-CLINIC DIAGNOSTIC OF VIRGINIA		21	5	19%	26
LAKES DIALYSIS CENTER INC			26	100%	26
PULMONARY SPECIALISTS OF THE PALM BEACHES		16	10	38%	26
TREEHOUSE PEDIATRICS & FAMILY CARE		26			26

# COVID-19: testing by laboratory

Data through May 15, 2021 verified as of May 16, 2021 at 09:25 AM

Data in this report are provisional and subject to change.

The numbers in the table below represent the number of Florida and non-Florida residents for whom test results were received by the Department of Health. A person can be tested by more than one laboratory and can have both positive and negative results. **Therefore, the sum of the numbers in each column will be larger than the total number of people tested.**

Reporting lab	Inconclusive	Negative	Positive	Percent positive	Total
RJ LEE GROUP	1	23	2	8%	26
THE MINIER URGENT CARE		20	6	23%	26
MD BEAUTY LABS, PA		24	2	8%	26
LOT HEALTH SERVICES	1	25			26
ABL MEDICAL CARE LLC			26	100%	26
MINUTECLINIC DIAGNOSTIC OF TN PC #320		18	8	31%	26
BAYFRONT HMA CONVENIENT CARE, LLC		2	24	92%	26
WAKULLA COUNTY HEALTH DEPARTMENT		12	14	54%	26
ARCPPOINT LABS OF FORT LAUDERDALE		25	1	4%	26
DALE MEDICAL CENTER		21	5	19%	26
MONCRIEF ARMY HEALTH CLINIC			26	100%	26
INNOVATIVE RESEARCH OF WEST FLORIDA		23	3	12%	26
49D2045214PHYSICIAN OFFICE WAIVER MED EXPRESS URGENT CARE - HARRISONBU		17	9	35%	26
MINUTECLINIC DIAGNOSTIC OF NORTH		22	4	15%	26
BAPTIST MEDICAL GRP URGENT CARE & OCC HEALTH AIRPO		26			26
EAST HILL MEDICAL GROUP		17	9	35%	26
DARDEN WELLNESS CENTER		23	3	12%	26
PALMETTO PEDIATRICS			26	100%	26
CENTRAL FLORIDA PEDIATRIC URGENT CARE LLC		22	4	15%	26
ADVENT HEALTH PARTIN SETTLEMENT HEALTH PARK		18	8	31%	26
EXPRESS FAMILY CARE LLC		11	15	58%	26
PALM BEACH COUNTY FIRE RESCUE		24	2	8%	26
ST. CLOUD HOSPITAL		20	5	20%	25
UNIV OF NORTH ALABAMA HEALTH CENTER		22	3	12%	25
SUNQUEST		3	22	88%	25
NOVANT HEALTH		18	7	28%	25
LIFELINK TISSUE BANK D/B/A LIFELINK TISSUE BANK		21	4	16%	25
LAKE HOWARD HEIGHTS	1	21	3	12%	25
OLIVE BRANCH HEALTH AND REHABILITATION CENTER			25	100%	25
GREEN GABLES ASSISTED LIVING FACILITY		25			25
FEDERAL PRISON CAMP PENSACOLA			25	100%	25
ASURANCE SCIENTIFIC LABORATORIES		24	1	4%	25
MADWAR		19	6	24%	25
MINUTECLINIC DIAGNOSTIC OF SC, LLC #2		21	4	16%	25
SOUTH FLORIDA DIALYSIS CENTER		8	17	68%	25
FAST PACE MEDICAL CLINIC PLLC		23	2	8%	25
GAMMA DIAGNOSTIC LAB LLC			25	100%	25
TOTAL ACCESS URGENT CARE		1	24	96%	25
ADVENT HEALTH EXPRESS		9	16	64%	25
MINUTECLINIC INCORPORATE, LLC		21	4	16%	25
MINUTECLINIC MINUTECLINIC #8746		24	1	4%	25
FORT PIERCE FAMILY CARE INC		19	6	24%	25
Sovereign Laboratory Services, LLC		22	3	12%	25
PHYSICIANS STAT		3	22	88%	25
STEWART MEDICAL GROUP INC			25	100%	25
MORTON PLANT NORTH BAY HOSPITAL			25	100%	25

# COVID-19: testing by laboratory

Data through May 15, 2021 verified as of May 16, 2021 at 09:25 AM

Data in this report are provisional and subject to change.

The numbers in the table below represent the number of Florida and non-Florida residents for whom test results were received by the Department of Health. A person can be tested by more than one laboratory and can have both positive and negative results. **Therefore, the sum of the numbers in each column will be larger than the total number of people tested.**

Reporting lab	Inconclusive	Negative	Positive	Percent positive	Total
ROSS MEDICAL GROUP			25	100%	25
ENCOMPASS HOME HEALTH OF THE SOUTHEAST LLC		23	2	8%	25
STATE LAB		3	22	88%	25
THE WATERMARK AT VISTAWILLA		25			25
VILLAGES REHABILITATION AND NURSING CENTER		24	1	4%	25
JUPITER MEDICAL CENTER		1	24	96%	25
ADVENT HEALTH - LAKE MARY PEDIATRICS		16	9	36%	25
FINLAY C. LABORATORY		4	21	84%	25
DOC PAM PA		24	1	4%	25
TREASURE COAST URGENT CARE			25	100%	25
South Heritage Health and Rehab		25			25
WALGREENS #04618		21	4	16%	25
CVS MINUTE CLINIC DIAGNOSTIC OF TN #6044		22	3	12%	25
PALMS MEDICAL GROUP - LAKE CITY WEST		3	22	88%	25
SENIOR LIVING IV SUN CITY LLC		18	7	28%	25
LAKE NONA MEDICAL SERVICES		17	8	32%	25
WESTPAC LABS		1	24	96%	25
HERITAGE OAKS ASSISTED LIVING & MEMORY CARE		20	4	17%	24
AVENTIS BIO-SERVICES CTL		24			24
ADVANCED URGENT CARE CENTER		7	17	71%	24
Wesley Place on Honeysuckle		22	2	8%	24
MADISON COUNTY MEMORIAL HOSP		12	12	50%	24
TARPON BAYOU CENTER			24	100%	24
OHSU MOLECULAR MICROBIOLOGY LAB		23	1	4%	24
WESTMINSTER WOODS ON JULINGTON CREEK		22	2	8%	24
TIMBERLANE LODGE ALF	1	16	7	29%	24
ORANGE REGIONAL MEDICAL CENTER LABORATORY		19	5	21%	24
ADVENTHEALTH MEDICAL GROUP PEDIATRICS AT		6	18	75%	24
DOCTORS MEDICAL CENTER OF WALTON COUNTY CLINIC			24	100%	24
WELLMED AT LAKE COPELAND		18	6	25%	24
SENIOR HEALTH OF WINTER PARK DUNDEE		24			24
MID FLORIDA PATHOLOGY LLC		23	1	4%	24
CareATC - 15th Street Clinic			24	100%	24
GILCHRIST COUNTY JAIL		22	2	8%	24
ALAN SERURE MD		24			24
MEDEXPRESS URGENT CARE - SEMINOLE SQUA		22	2	8%	24
NONA PEDIATRIC CENTER		18	6	25%	24
PACIFICA SENIOR LIVING FORT MYERS		15	9	38%	24
SONATA BOYNTON BEACH		21	3	13%	24
GLEN COVE HOSPITAL		24			24
UAH STUDENT HEALTH CENTER		17	7	29%	24
EDWARD S BENNETT MD PLLC		24			24
RAINBOW PEDIATRIC CENTER		2	22	92%	24
TRINITY MEDICAL ASSOCIATES LLC			24	100%	24
FLORENCE J HUNT STUDENT WELLNESS CENTER - HEALTH SERVICES (ABBOTT)		24			24
PALM BEACH GARDENS MEDICAL CENTER			24	100%	24

# COVID-19: testing by laboratory

Data through May 15, 2021 verified as of May 16, 2021 at 09:25 AM

Data in this report are provisional and subject to change.

The numbers in the table below represent the number of Florida and non-Florida residents for whom test results were received by the Department of Health. A person can be tested by more than one laboratory and can have both positive and negative results. **Therefore, the sum of the numbers in each column will be larger than the total number of people tested.**

Reporting lab	Inconclusive	Negative	Positive	Percent positive	Total
ROWLETT MIDDLE ACADEMY		22	2	8%	24
GRAND VILLA OF PALM COAST		24			24
MC DIAGNOSTIC OF CONNECTICUT, PC #775		23	1	4%	24
SOUTH NASSAU COMMUNITIES HOSPITAL		20	4	17%	24
CSH LAKE ORIENTA LP		24			24
INTERVENTIONAL REHABILITATION OF SOUTH FLORIDA		16	8	33%	24
SARASOTA MEMORIAL NURSING & REHABILITATION CTR		24			24
HENNEPIN COUNTY MEDICAL CENTER (HCMC)		13	11	46%	24
ATRIA AT ST JOSEPHS		24			24
PRIME CARE ONE LLC/HARBORCHASE OF VENICE			24	100%	24
MAITLAND PRIMARY CARE		9	15	63%	24
LAKEWOOD RANCH MEDICAL CENTER CLINICAL LAB			24	100%	24
MIAMI BEACH MEDICAL GROUP			24	100%	24
THE CHAPPEL GROUP RESEARCH		24			24
LABORATORY DYNAMICS		20	4	17%	24
WELLOW URGENT CARE		23	1	4%	24
CITY OF SANFORD EMPLOYEE HEALTH AND		23	1	4%	24
CL BRUMBACK PRIMARY CARE CLINIC LANTANA		2	22	92%	24
COURTYARDS OF ORLANDO		24			24
MED PLUS FLORENCE		20	4	17%	24
HEALTH MED CENTERS		24			24
CARESPOT		3	21	88%	24
PHYSICIANS PRIMARY CARE OF SW FLORIDA PL		24			24
ST ELIZABETH MEDICAL CENTER LABORATORY		21	3	13%	24
ORANGE PARK PEDIATRIC ASSOCIATES		10	13	57%	23
WUESTHOFF MEDICAL CENTER-MELBOURNE			23	100%	23
PRIMECARE AT PORT ORANGE		4	19	83%	23
COASTAL FAMILY PRACTICE		15	8	35%	23
BARTON FAMILY PRACTICE		12	11	48%	23
INSTANT MEDICAL CARE CENTER		22	1	4%	23
UF HEALTH NORTH JACKSONVILLE			23	100%	23
PULSE MEDICAL GROUP INC			23	100%	23
CORE LABORATORY		1	22	96%	23
NORTHSIDE HOSPITAL DULUTH		20	3	13%	23
UNIVERSITY HILLS HEALTH AND REHABILITATION CENTER		18	5	22%	23
FLUSHING HOSPITAL MEDICAL CENTER		19	4	17%	23
REGENEXX TAMPA BAY		20	3	13%	23
ESOTERIX GENETIC LABORATORIES		17	6	26%	23
ERIC C MARSHAL MD, PC DBA MINUTECLINIC		22	1	4%	23
EGL GENETIC DIAGNOSTICS		1	22	96%	23
ROBINSON FAMILY CLINIC PA		13	10	43%	23
WOODHOUSE INC		17	6	26%	23
CONNECTDX		8	15	65%	23
TREEHOUSE PEDIATRICS		19	4	17%	23
CVS MINUTE CLINIC DIAGNOSTIC OF TEXAS LLC		19	4	17%	23
BAYCARE MEDICAL GROUP INC			23	100%	23



# COVID-19: testing by laboratory

Data through May 15, 2021 verified as of May 16, 2021 at 09:25 AM

Data in this report are provisional and subject to change.

The numbers in the table below represent the number of Florida and non-Florida residents for whom test results were received by the Department of Health. A person can be tested by more than one laboratory and can have both positive and negative results. **Therefore, the sum of the numbers in each column will be larger than the total number of people tested.**

Reporting lab	Inconclusive	Negative	Positive	Percent positive	Total
NORTHWEST FLORIDA COMMUNITY HOSPITAL 3RD FLOOR		21	2	9%	23
LAKEVIEW HEALTH CARE SYSTEMS		9	14	61%	23
NEW JERSEY		22	1	4%	23
CVS NC4165POCT BREVARD		15	8	35%	23
ISLAND COAST PEDIATRICS PA		22	1	4%	23
NEW YORK PRESBYTERIAN - ALLEN HOSPITAL		23			23
MEDEXPRESS URGENT CARE - TIMBERLAKE		20	3	13%	23
Z UROLOGY		22	1	4%	23
MALABAR FAMILY PRACTICE		19	4	17%	23
OMEGA LABORATORIES		19	4	17%	23
COMMONWEALTH OF MASSACHUSETTS			23	100%	23
BLOOMIN BRANDS WELLNESS CENTER	4	18	1	4%	23
MARQUES PEDIATRICS			23	100%	23
MINUTE CLINIC DIAGNOSTIC OF TN PC #64		20	3	13%	23
WALGREENS #15495	1	20	2	9%	23
NOBLE SENIOR LIVING		3	20	87%	23
MINUTECLINIC, LLC #4507		21	2	9%	23
BAYFRONT FAMILY HEALTH CENTER		3	20	87%	23
KELLY'S ASSISTED LIVING FACILITY		22			22
SEAGRASS VILLAGE			22	100%	22
GUARDANT HEALTH		16	6	27%	22
ST ANTHONY'S HOSP PATIENT CARE SERVICE			22	100%	22
MOBILE DIVISION LABORATORY		7	15	68%	22
STATEN ISLAND UNIVERSITY HOSPITAL		21	1	5%	22
GENTIVA HEALTH SERVICES		20	2	9%	22
TEXAS DEPARTMENT OF STATE HEALTH SERVICES		3	19	86%	22
JOHNS HOPKINS MEDICAL LABORATORIES		1	21	95%	22
OCEANSIDE URGENT CARE		22			22
MORNINGSIDE MANOR & VILLA ADULT CARE C		22			22
MONROE COUNTY DETENTION CENTER			22	100%	22
MEDI STATION			22	100%	22
THE VILLAGES HEALTH		12	10	45%	22
MINUTECLINIC, LLC #1586		15	7	32%	22
WELLSTAR COBB HOSPITAL		20	2	9%	22
HELIX DIAGNOSTICS			22	100%	22
FLORIDA HOSPITAL LABS		12	10	45%	22
TEN HEALTHCARE		6	16	73%	22
TGH MEDICAL GROUP LABORATORY CARROLLWOOD			22	100%	22
MINUTECLINIC DIAGNOSTICS MEDICAL GROUP		21	1	5%	22
FAMILY AND AFTER HOURS CARE		22			22
CITY OF LAKE MARY EMPLOYEE HEALTH CENTER		18	4	18%	22
GLEN OAKS URGENT CARE		20	2	9%	22
EBEIDS MD PEDIATRICS		19	3	14%	22
COLUMBIA MEMORIAL HOSPITAL		22			22
SOLE HEALTH LLC		22			22
MEDLAB INC		22			22

# COVID-19: testing by laboratory

Data through May 15, 2021 verified as of May 16, 2021 at 09:25 AM

Data in this report are provisional and subject to change.

The numbers in the table below represent the number of Florida and non-Florida residents for whom test results were received by the Department of Health. A person can be tested by more than one laboratory and can have both positive and negative results. **Therefore, the sum of the numbers in each column will be larger than the total number of people tested.**

Reporting lab	Inconclusive	Negative	Positive	Percent positive	Total
HARTFORD HOSPITAL ANCILLARY LAB		17	5	23%	22
ST JOSEPHS HOSP OF ATLANTA/CLINIC LAB		20	2	9%	22
ADVENT HEALTH - KISSIMMEE		6	16	73%	22
DIACARTA INC.		22			22
HEALTHY MINORS, LLC.		20	2	9%	22
MINUTECLINIC DIAGNOSTIC OF TEXAS LLC		20	2	9%	22
ST VINCENT'S URGENT CARE		19	3	14%	22
MARATHON HEALTH FOR LIFE		19	3	14%	22
BROOKDALE WEST BOYNTON BEACH		22			22
MINUTECLINIC DIAGNOSTIC OF RHODE ISLAND, LLC #590		21	1	5%	22
THRIF-T DRUGS INC		20	2	9%	22
PRIMARY CARE SPECIALISTS OF ORLANDO LLC		17	5	23%	22
FLORIDA PEDIATRICS		6	16	73%	22
BASSETTI & ASSOCIATES, MD, PA			22	100%	22
OHIO CVS STORES, LLC DBA		19	3	14%	22
SOMA MEDICAL CENTER, PA #4 FLORIDA MANGO		1	21	95%	22
ELAN SPANISH SPRINGS		4	18	82%	22
MORRIS PARK URGENT CARE		19	3	14%	22
ROCKLEDEGE REGIONAL MEDICAL CENTER		17	5	23%	22
NAVAL MEDICAL CENTER SAN DIEGO	1		21	95%	22
PEDIATRIC ASSOCIATES PA		17	5	23%	22
COMMUNITY CARE CENTER □		21	1	5%	22
MINUTECLINIC DIAGNOSTIC PA		19	3	14%	22
YUSRA MEDICAL ASSOCIATES PA		16	6	27%	22
SOUTH CAROLINA DEPARTMENT OF HEALTH			22	100%	22
ADVENTHEALTH MEDICAL GROUP	1	14	6	29%	21
PICHARDO CLINIC, THE		19	2	10%	21
BROWNE MEDICAL		19	2	10%	21
ST CATHERINE OF SIENA HOSPITAL		19	2	10%	21
VALLEY IMMEDIATE CARE		18	3	14%	21
MC DIAGNOSTIC OF CONNECTICUT, PC #1960		21			21
GOOD SAMARITAN MEDICAL CENTER			21	100%	21
CARENOW URGENT CARE-BRENTWOOD		15	6	29%	21
WINTER PARK FAMILY PRACTICE LLC		17	4	19%	21
ROCKLEDGE FAMILY HEALTH			21	100%	21
CVS PHARMACY		1	20	95%	21
JEFFERSON K-12, A SOMERSET SCHOOL- CLINIC		17	4	19%	21
REGENCY SQUARE MALL - SEARS		4	17	81%	21
CLEVELAND CLINIC FLORIDA		1	20	95%	21
FLORIDA HOSPITAL WINTER GARDEN		17	4	19%	21
ARDEN COURTS OF WINTER SPRINGS		18	3	14%	21
TINA'S ASSISTED LIVING FACILITY CORP		21			21
URGENT TEAM		17	4	19%	21
PRIMECARE OF DOTHAN-DALEVILLE CLINIC		16	5	24%	21
SELECT PHYSICIANS ALLIANCE		21			21
RHODE ISLAND DEPARTMENT OF HEALTH			21	100%	21

# COVID-19: testing by laboratory

Data through May 15, 2021 verified as of May 16, 2021 at 09:25 AM

Data in this report are provisional and subject to change.

The numbers in the table below represent the number of Florida and non-Florida residents for whom test results were received by the Department of Health. A person can be tested by more than one laboratory and can have both positive and negative results. **Therefore, the sum of the numbers in each column will be larger than the total number of people tested.**

Reporting lab	Inconclusive	Negative	Positive	Percent positive	Total
MINUTECLINIC DIAGNOSTIC OF TN PC #566		17	4	19%	21
CLINICAL PATHOLOGY LABORATORIES SOUTHEAST			21	100%	21
ST JUDE CHILDRENS RESEARCH HOSPITAL		21			21
BIOREFERENCE LABORATORIES		8	13	62%	21
GRACE WELLNESS CENTER		8	13	62%	21
CVS MINUTE CLINIC DIAGNOSTIC OF TEXAS, LLC		17	4	19%	21
SHELBY BAPTIST MEDICAL CENTER		16	5	24%	21
Citymd Of Lacey		18	3	14%	21
INTERNATIONAL MEDICAL LABORATORY INC		21			21
GOOD SAMARITAN SOCIETY OF DAYTONA		16	5	24%	21
TENNESSEE DEPARTMENT OF HEALTH		15	6	29%	21
CARESPOT EXPRESS HEALTHCARE			21	100%	21
UPMC CHAUTAUQUA AT WCA LABORATORY		20	1	5%	21
HARLEM HOSPITAL CENTER		20	1	5%	21
Floral Health and Rehabilitation, LLC		20	1	5%	21
POINT OF CARE CLINICS PRIMARY CARE		20	1	5%	21
WACO HHSSURGEWACO	1	17	3	14%	21
ESTATES MEDICAL CENTER		12	9	43%	21
BAY PEDIATRICS PA		18	3	14%	21
CLINIC OF PEDIATRICS & GI MEDICINE INC		1	19	95%	20
BRIDGEWAY HEALTH CLINICS INC		1	19	95%	20
PONCE PLAZA NURSING & REHAB CENTER		4	16	80%	20
CALLAWAY CLINIC		14	6	30%	20
MINUTE CLINIC		2	18	90%	20
THE CANOPY AT HARPER LAKE	1		19	95%	20
VIERA FAMILY MEDICINE AND WELLNESS		16	4	20%	20
CORONA NYC LAB		19	1	5%	20
AUBURN COMMUNITY HOSPITAL		18	2	10%	20
FORT WALTON BEACH DEVELOPMENTAL CENTER		19	1	5%	20
CVS HEALTH, #3396		18	2	10%	20
ADVENTIST HEALTH SYSTEM		16	4	20%	20
BEST MEDICAL CENTER		11	9	45%	20
MEDICAL EXPRESS CORP		18	2	10%	20
LAKE WORTH MANOR		19	1	5%	20
INTEGRATED FAMILY MEDICAL CENTER			20	100%	20
SHIELDT3 LLC		20			20
CONSOLIDATED LAB SERVICES		10	10	50%	20
ANYTIME LAB, LLC		18	2	10%	20
BROOKDALE MANDARIN CENTRAL		7	13	65%	20
FIRST CHOICE PEDIATRICS WINTER SPRINGS		15	5	25%	20
ROBERT WOOD JOHNSON UNIVERSITY HOSP		18	2	10%	20
MINUTE CLINIC DIAGNOSTIC OF SOUTH CAROLINA		16	4	20%	20
URGENT CARE OF NEW YORK		19	1	5%	20
PRIMARY CARE MEDICINE	1	13	6	30%	20
FAMILY CARE CYPRESS CREEK		1	19	95%	20
MINUTECLINIC DIAGNOSTIC OF MICHIGAN PC		19	1	5%	20

# COVID-19: testing by laboratory

Data through May 15, 2021 verified as of May 16, 2021 at 09:25 AM

Data in this report are provisional and subject to change.

The numbers in the table below represent the number of Florida and non-Florida residents for whom test results were received by the Department of Health. A person can be tested by more than one laboratory and can have both positive and negative results. **Therefore, the sum of the numbers in each column will be larger than the total number of people tested.**

Reporting lab	Inconclusive	Negative	Positive	Percent positive	Total
ODYSSEY HEALTHCARE OF MARION COUNTY, LLC		19	1	5%	20
LEE MEMORIAL HEALTH SYSTEM D/B/A		18	2	10%	20
DEPT OF VA MEDICAL CENTER - BAY PINES			20	100%	20
COMMUNITY HOME HEALTH CARE		20			20
ORLANDO FAMILY PHYSICIANS INC		14	6	30%	20
MCWHORTER SCHOOL OF PHARMACY		20			20
MAIMONIDES MEDICAL CENTER		17	3	15%	20
WINSHIPS PHARMACY INC		20			20
KIDSWOOD PEDIATRICS CORP		6	14	70%	20
PROFESSIONAL PARK PEDIATRICS PA			20	100%	20
REDITUS LABORATORIES			20	100%	20
MINUTECLINIC, LLC, DBA MINUTECLINIC #6		17	3	15%	20
CARESPOT OF NOCATEE		1	19	95%	20
DAVID LAWRENCE CENTER INC		16	3	16%	19
ROYAL PALM MEDICAL GROUP, INC		19			19
ELTINGVILLE CIRCLE URGENT CARE		18	1	5%	19
LOVING CARE OF THE TREASURE COAST LLC	1	13	5	26%	19
BAPTIST MEMORIAL HEALTH CARE		17	2	11%	19
SONORA QUEST LABORATORIES			19	100%	19
BENNETT PEDIATRICS		19			19
NANO HEALTH ASSOCIATES LLC		19			19
MED HEALTH SERVICES		18	1	5%	19
STAT MEDICAL CLINIC III INC		13	6	32%	19
ASHRAF MEDICAL GROUP PLLC DBA PULSE M		18	1	5%	19
CAREHERE- LCS LEESBURG			19	100%	19
BAYVIEW MEDICAL		19			19
BAY COUNTY HEALTH DEPARTMENT		14	5	26%	19
CORNER OAK ESTATE LLC		19			19
URGENT CARE & FAMILY PRACTICE CENTER			19	100%	19
FLORIDA COMMUNITY HEALTH CENTER OF ST. LUCIE		1	18	95%	19
MD PLUS URGENT CARE, LLC			19	100%	19
PRATTVILLE BAPTIST HOSPITAL		15	4	21%	19
GENOTOX LABORATORIES		16	3	16%	19
CVS MINUTE CLINIC DIAGNOSTIC OF WISCONSIN		19			19
JACKSON LABORATORY FOR GENOMIC MEDICIN		19			19
CVS MINUTE CLINIC, LLC		15	4	21%	19
FOX FAMILY PRACTICE		19			19
MEDEXPRESS URGENT CARE, MOON TOWNSHIP		18	1	5%	19
AURORA UNIVERSITY WELLNESS CENTER		19			19
MC DIAGNOSTIC OF CONNECTICUT, PC #1966		19			19
COLLEGE POINT URGENT CARE		16	3	16%	19
WELLSTAR NORTH FULTON HOSPITAL LABORAT		17	2	11%	19
VALHALLA MEDICS		19			19
STONE WASH CLINICAL LABORATORIES		2	17	89%	19
CARE POINT HEALTH & WELLNESS CENTER		19			19
OCEAN REEF MEDICAL CENTER, LLC			19	100%	19

# COVID-19: testing by laboratory

Data through May 15, 2021 verified as of May 16, 2021 at 09:25 AM

Data in this report are provisional and subject to change.

The numbers in the table below represent the number of Florida and non-Florida residents for whom test results were received by the Department of Health. A person can be tested by more than one laboratory and can have both positive and negative results. **Therefore, the sum of the numbers in each column will be larger than the total number of people tested.**

Reporting lab	Inconclusive	Negative	Positive	Percent positive	Total
ABC PEDIATRICS OF PORT ST LUCIE		17	2	11%	19
NO NAME		8	11	58%	19
ST. JUDES LABORATORIES		13	6	32%	19
UM MILLER SCHOOL OF MEDICINE			19	100%	19
SAVANNAH STATE UNIVERSITY, COUNSELING		19			19
ANYLABTESTNOW		6	13	68%	19
LAB INTERMARKET FACILITY LAB		1	18	95%	19
CLERMONT ADVENTHEALTH CENTRA CARE		1	18	95%	19
MC DIAGNOSTIC OF CONNECTICUT , PC # 3		17	2	11%	19
ALL PEDIATRIC CARE			19	100%	19
FRUITVILLE URGENT CARE			19	100%	19
INTEGRATED REGIONAL LABORATORIES - LARGO			19	100%	19
CVS MINUTE CLINIC DIAGNOSTIC MED GRP OF CA		19			19
KIMBERLY J HENDERSON MD PC		18	1	5%	19
EMERALD COAST HOSPICE - CRESTVIEW		19			19
MICHELLE S PAGE MD PA		18	1	5%	19
SEVEN RIVERS REGIONAL MEDICAL CENTER		5	14	74%	19
THE CLINIC PREMISE HEALTH		13	6	32%	19
JACKSON NORTH MEDICAL CENTER		2	17	89%	19
IONA COLLEGE HEALTH & WELLNESS CENTER		18			18
WALGREEN EASTERN CO, INC		18			18
MEDEXPRESS URGENT CARE LEWISBURG		17	1	6%	18
INTERMOUNTAIN CENTRAL LAB		1	17	94%	18
UC HEALTH UNIVERSITY HOSPITAL		15	3	17%	18
URGENT CARE AT LONGWOOD			18	100%	18
BAPTIST PRIMARY CARE PONTE VEDRA		12	6	33%	18
HUNTINGTON URGENT CARE		17	1	6%	18
PALATKA VA CBOC		17	1	6%	18
ASCENSION ST VINCENT'S PRIMARY CARE		1	17	94%	18
DR PHILLIPS MEDICAL WELLNESS CENTER		13	5	28%	18
TPCA CLINICAL LABORATORIES		15	3	17%	18
COMPREHENSIVE CHILDCARE ASSOCIATES		10	8	44%	18
MEDEXPRESS URGENT CARE- MARYLAND		15	3	17%	18
Terrace of Jacksonville		3	15	83%	18
MINUTECLINIC DIAGNOSTIC OF ILLINOIS LL		16	2	11%	18
ADVENT HEALTH - WINTER HAVEN		8	10	56%	18
ST LUKES ROOSEVELT LABORATORY		15	3	17%	18
BRONSON FIRE DEPARTMENT		18			18
MADISON CORE LABORATORIES		17	1	6%	18
UNIVERSITY OF MIAMI MILLER SCHOOL			18	100%	18
PPD - IXLAYER		17	1	6%	18
BERGEN NEW BRIDGE M		16	2	11%	18
NORTHERN WESTCHESTER HOSPITAL LABORATORY		16	2	11%	18
CVS NC2357POCT HUNTERSVILLE		16	2	11%	18
MIRIMUS INC		1	17	94%	18
TENDER CARE ALF		18			18

# COVID-19: testing by laboratory

Data through May 15, 2021 verified as of May 16, 2021 at 09:25 AM

Data in this report are provisional and subject to change.

The numbers in the table below represent the number of Florida and non-Florida residents for whom test results were received by the Department of Health. A person can be tested by more than one laboratory and can have both positive and negative results. **Therefore, the sum of the numbers in each column will be larger than the total number of people tested.**

Reporting lab	Inconclusive	Negative	Positive	Percent positive	Total
OSCEOLA ALF OPERATOR, LLC DBA□		18			18
FYZAMEDICAL, LLC		13	5	28%	18
AVALON FAMILY RESORT ASSISTED LIVING LLC		18			18
MOORINGS PARK OAKSTONE AT GREY OAKS		17	1	6%	18
LAKEVIEW HEALTH SYSTEMS			18	100%	18
MINUTE CLINIC DIAGNOSTIC MED GRP		17	1	6%	18
CRANES VIEW LODGE			18	100%	18
107TH PLACE GROUP HOME		18			18
SANTA ROSA COUNTY JAIL - WELLPATH			18	100%	18
AHMG LAKE NONA PRIMARY CARE		18			18
BROOKDALE ST AUGUSTINE		1	17	94%	18
GENERAL INTERNAL MEDICINE MEDICAL CTR CLINIC		13	5	28%	18
CVS MINUTE CLINIC DIAGNOSTIC PA		13	5	28%	18
CARENOW URGENT CARE-DONELSON		13	5	28%	18
MARION COUNTY HEALTH DEPARTMENT		17	1	6%	18
Atlanta VAMC		13	5	28%	18
MEDEXPRESS URGENT CARE - ROBINSON TWP, STEUBENVILLE PIKE		16	2	11%	18
CABOT RESERVE ON THE GREEN		18			18
KAILOS GENETICS INC		15	3	17%	18
Crestwood Nursing Center		8	10	56%	18
AURORA DIAGNOSTICS		6	12	67%	18
XPRESS WELLNESS URGENT CARE			18	100%	18
FORT HAMILTON URGENT CARE		18			18
ADVENT HEALTH - ZEPHYRHILLS			18	100%	18
CVS TX7162POCT HOUSTON		18			18
MI CASA DORADA ASSISTED LIVING FACILIT		18			18
MINUTECLINIC #8699		14	4	22%	18
MINUTE-CLINIC DIAGNOSTIC OF VIRGINIA, LLC #2003		15	3	17%	18
CLEVELAND CLINIC			18	100%	18
MONTEFIORE ST LUKE'S CORNWALL HOSPITAL		14	4	22%	18
HEALTHCARE NOW			17	100%	17
MINUTECLINIC DIAGNOSTIC OF TN PC #643		13	4	24%	17
NEMOURS CHILDREN'S URGENT			17	100%	17
URGENT CARE WEST CLINIC		14	3	18%	17
BROOKDALE CROWN POINT			17	100%	17
WALGREENS #06416		16	1	6%	17
CARENOW URGENT CARE-WEST END		12	5	29%	17
PARRISH HEALTH CENTER		14	3	18%	17
CVS MINUTE CLINIC DIAGNOSTIC OF VIRGINIA		17			17
GENETIC TECHNOLOGICAL INNOVATIONS			17	100%	17
COMMUNITY HEALTH OF SOUTH FLORIDA INC			17	100%	17
FLORIDA KEYS CONCIERGE MEDICINE, LLC		15	2	12%	17
MINUTE CLINIC LLC #5706		15	2	12%	17
ESTATES MEDICAL CENTER INC		4	13	76%	17
MINUTECLINIC DIAGNOSTIC OF TN PC #6415		13	4	24%	17
SARASOTA MEDICAL CENTER		6	11	65%	17

# COVID-19: testing by laboratory

Data through May 15, 2021 verified as of May 16, 2021 at 09:25 AM

Data in this report are provisional and subject to change.

The numbers in the table below represent the number of Florida and non-Florida residents for whom test results were received by the Department of Health. A person can be tested by more than one laboratory and can have both positive and negative results. **Therefore, the sum of the numbers in each column will be larger than the total number of people tested.**

Reporting lab	Inconclusive	Negative	Positive	Percent positive	Total
LILY'S PROMISE AL#12775		17			17
YORKVILLE PEDIATRIC URGENT CARE		17			17
MINUTE CLINIC LLC #5733		17			17
PRIMARY CARE WALK IN CLINIC PLLC			17	100%	17
MEDEXPRESS URGENT CARE - LAFAYETTE		16	1	6%	17
COAST MED URGENT CARE		16	1	6%	17
RESOLVE MOLECULAR DIAGNOSTICS		13	4	24%	17
LYNN KEEFE, MD PEDIATRICS		14	3	18%	17
GNT ASSOCIATES		16	1	6%	17
MINUTECLINIC DIAGNOSTIC OF NEW MEXICO		17			17
INN AT LAKE SEMINOLE SQUARE, THE		17			17
MINUTECLINIC LLC #5176		14	3	18%	17
EAR NOSE & THROAT ASSOCIATES OF MANATEE PA		17			17
SOMA MEDICAL CENTER PA			17	100%	17
BAY BREEZE HEALTH AND REHABILITATION CENTER		9	8	47%	17
ALBIBI		1	16	94%	17
RIVERSIDE MEDICAL GROUP		16	1	6%	17
INHEALTH LIFE SCIENCES		6	11	65%	17
LEHIGH VALLEY HOSPITAL		3	14	82%	17
STARLING AT NOCATEE			17	100%	17
MINUTECLINIC DIAGNOSTIC OF OKLAHOMA		14	3	18%	17
MASSACHUSETTS GENERAL HOSPITAL		1	16	94%	17
UVMC MICROBIOLOGY		16	1	6%	17
CARE NOW, INC		13	4	24%	17
BLOUNT MEMORIAL HOSPITAL		14	3	18%	17
UNIVERSITY LAB			17	100%	17
DIEGO FALLON MD PA		6	11	65%	17
MINUTECLINIC DIAG OF IND, LLC #6697		15	2	12%	17
INFEXIONSHIELD INC.		17			17
VIGILINT HEALTHCARE		15	2	12%	17
UNIVERSITY OF ALABAMA - FUNGAL REFERENCE LABORATORY		12	5	29%	17
WELLINGTON FAMILY PRACTICE		13	4	24%	17
MINUTECLINIC DIAGNOSTIC OF VIRGINIA, LLC #1416		16	1	6%	17
MARCO DRUGS AND COMPOUNDING		13	4	24%	17
ST JOSEPH HOSPITAL		16	1	6%	17
TOXUSALABS DBA CONNECTDX LABS		14	3	18%	17
BRYAN WHITFIELD MEMORIAL HOSPITAL		12	5	29%	17
MINUTECLINIC DIAGNOSTIC OF VIRGINIA		16			16
WALGREENS #04176		13	3	19%	16
ALL FLORIDA FAMILY & SPORTS MEDICINE		15	1	6%	16
MEDICINE AT LONGWOOD		16			16
OKEECHOBEE HEALTHCARE FACILITY			16	100%	16
ST AUGUSTINE PLANTATION		1	15	94%	16
PRESBYTERIAN MEDICAL SERVICES		16			16
MILLENNIUM PHYSICIAN GRP LLC NAPLES PINE RIDGE			16	100%	16
ACM MEDICAL LABORATORY ALLIANCE		13	3	19%	16

# COVID-19: testing by laboratory

Data through May 15, 2021 verified as of May 16, 2021 at 09:25 AM

Data in this report are provisional and subject to change.

The numbers in the table below represent the number of Florida and non-Florida residents for whom test results were received by the Department of Health. A person can be tested by more than one laboratory and can have both positive and negative results. **Therefore, the sum of the numbers in each column will be larger than the total number of people tested.**

Reporting lab	Inconclusive	Negative	Positive	Percent positive	Total
JOSEPH MIGNOGNA		13	3	19%	16
GOLDMAN SACHS HEALTH CENTER	1	14	1	6%	16
ATMORE NURSING CENTER		15	1	6%	16
NORTHWEST FLORIDA SLEEP		1	15	94%	16
JS HEALTHCARE INC		16			16
MORTON PLANT MEASE			16	100%	16
INTERNAL MEDICINE ASSOCIATES & SPECIALTIES INC		15	1	6%	16
HUDSON VALLEY HOSPITAL CENTER LABORATORY		15	1	6%	16
Lab MSMC Hialeah			16	100%	16
FAST TRACK URGENT CARE CENTER - TYRONE			16	100%	16
NORTHWEST FLORIDA ENT, PA		5	11	69%	16
TMH FSU RAPID LABORATORY		2	14	88%	16
INDIANA STATE DEPARTMENT OF HEALTH		1	15	94%	16
XERA MED RESEARCH			16	100%	16
SUFFRIDGE DRIVE GROUP HOME		16			16
SRMC AVALON		9	7	44%	16
UNIVERSITY HOSPITAL UC HEALTH		11	5	31%	16
PROHEALTH CARE ASSOCIATES MOBILE		13	3	19%	16
MINUTE CLINIC LLC #6765		16			16
UNAVAILABLE/UNKNOWN/NO INFORMATION FOUND			16	100%	16
Good Samaritan Society		16			16
BVL PEDIATRICS		14	2	13%	16
ALAN L MELOTEK MD		16			16
MIAMI BEACH MEDICAL GROUP LLC			16	100%	16
PROMUS DIAGNOSTICS, LLC			16	100%	16
MC DIAGNOSTIC OF CONNECTICUT PC #459		16			16
SURGERY CENTER OF CORAL GABLES LLC,THE		12	4	25%	16
Heartland Healthcare Center Boca Raton		2	14	88%	16
PROMEDICA LABORATORIES		11	5	31%	16
NOVALIFE MEDSPA			16	100%	16
CULINARY INSTITUTE OF AMERICA STUDENT	3	13			16
WALGREENS #07936		15	1	6%	16
KETAMINE HEALTH CENTERS AT BONITA SPRINGS, LLC		16			16
DAVITA DIALYSIS		4	12	75%	16
HODGES CLUSTER		2	14	88%	16
CRUCIAL CARE		10	6	38%	16
CENTRAL JERSEY URGENT CARE OF EATONTOW		15	1	6%	16
CVS MINUTE CLINIC DIAG OF IND, LLC #6549		15	1	6%	16
BONIFAY NURSING AND REHABILITATION CENTER			16	100%	16
RICH STREET GROUP HOME		9	7	44%	16
NOVANT HEALTH GOHEALTH URGENT CARE-HARRISBURG		8	8	50%	16
FLORIDA MEDICAL ASSOCIATES LLC		9	7	44%	16
BELLEVUE HOSPITAL CENTER DEPARTMENT		16			16
URGENT CARE CLINIC OF LINCOLN		14	2	13%	16
PRO HEALTH FAMILY PHYSICIANS, NYSTROM		16			16
CVS GA2108POCT NORCROSS		13	3	19%	16



# COVID-19: testing by laboratory

Data through May 15, 2021 verified as of May 16, 2021 at 09:25 AM

Data in this report are provisional and subject to change.

The numbers in the table below represent the number of Florida and non-Florida residents for whom test results were received by the Department of Health. A person can be tested by more than one laboratory and can have both positive and negative results. **Therefore, the sum of the numbers in each column will be larger than the total number of people tested.**

Reporting lab	Inconclusive	Negative	Positive	Percent positive	Total
TIFT REGIONAL HEALTH SYSTEM, INC		16			16
MINNEOLA PLACE A HOMEBRIDGE COMMUNITY		16			16
MONTEFIORE NYACK HOSPITAL AFFILIATED LABORATORY		14	2	13%	16
STATEN ISLAND UNIVERSITY HOSPITAL SEGUINE AVE		13	3	19%	16
St Joseph's Hospital & Medical Center		14	2	13%	16
PANAMA CITY VITAS HOSPICE		16			16
CVS CA9715POCT THOUSAND OAKS		16			16
MEDI-DRUG INC		13	2	13%	15
FAMILY CARE CENTER OF ARLINGTON		10	5	33%	15
MADISON COUNTY HEALTH DEPARTMENT		8	7	47%	15
CUSTEAD CARE CENTER HAVEN HOSPICE		12	3	20%	15
SINAI HOSPITAL OF BALTIMORE		15			15
CVS TN2179POCT MURFREESBORO		14	1	7%	15
MINUTECLINIC DIAGNOSTIC OF NEW JERSEY, LLC # 7069		15			15
SKIN WELLNESS PHYSICIANS LLC		15			15
GADSDEN REGIONAL MEDICAL CENTER		15			15
LONG ISLAND JEWISH VALLEY STREAM		14	1	7%	15
FLORIDA DEPARTMENT OF HEALTH IN HILLSBOROUGH COUNTY		1	14	93%	15
TELEVISIT MALABAR PEDIATRICS		5	10	67%	15
LAKE CO SCHOOLS EMPLOYEE HEALTH & WELLNESS CENTER	1	11	3	20%	15
ORLANDO HEALTH		2	13	87%	15
BROWARD MEDICAL AND URGENT CARE		15			15
LIFE'S SPECIAL MOMENTS INC		15			15
CVS GA2147POCT KENNESAW		11	4	27%	15
MEADOWCREST MOLECULAR DIAGNOSTICS, LLC			15	100%	15
HEALTH MED HOME CARE, LLC		15			15
MINUTECLINIC, DIAGNOSTIC OF TEXAS, LL		14	1	7%	15
Hackensack Umc Mountainside		14	1	7%	15
MINUTECLINIC DIAGNOSTIC OF GEORGIA, LL		12	3	20%	15
CVS TX7288POCT DALLAS		11	4	27%	15
DELIVER MY MEDS CORP		15			15
MINUTECLINIC DIAGNOSTIC OF TN, PC 6438		13	2	13%	15
Astoria Health and Rehab		15			15
HOLLEY-NAVARRE MEDICAL CLINIC		5	10	67%	15
GULF COAST VILLAGE HOME HEALTH INC		4	11	73%	15
OPTIONS FOR SENIORS INC DBA PALM KREST MANOR		12	3	20%	15
VERO DIAGNOSTICS		14	1	7%	15
ST JOSEPH WOMENS HOSPITAL			15	100%	15
MEDEXPRESS URGENT CARE-ALTOONA		13	2	13%	15
CARDIOTHORACIC SURGERY OF HYDE PARK			15	100%	15
AJU GEORGE MD PA			15	100%	15
MINUTECLINIC DIAGNOSTIC OF RHODE ISLAND		12	3	20%	15
DIATHERIX		13	2	13%	15
MINUTECLINIC #788		13	2	13%	15
PATHLINE			15	100%	15
FAMILY CARE			15	100%	15

# COVID-19: testing by laboratory

Data through May 15, 2021 verified as of May 16, 2021 at 09:25 AM

Data in this report are provisional and subject to change.

The numbers in the table below represent the number of Florida and non-Florida residents for whom test results were received by the Department of Health. A person can be tested by more than one laboratory and can have both positive and negative results. **Therefore, the sum of the numbers in each column will be larger than the total number of people tested.**

Reporting lab	Inconclusive	Negative	Positive	Percent positive	Total
WELLMED AT PORT ST LUCIE WEST		10	5	33%	15
WESTERN NEW YORK IMMEDIATE MEDICAL CAR		13	2	13%	15
BROOKLYN HOSPITAL CENTER DOWNTOWN CAMPUS		15			15
CVS HEALTH, #2043		15			15
SOMA MEDICAL CENTER, P.A.			15	100%	15
OPIS ISLAND LAKE CENTER		13	2	13%	15
HAVEN HOSPICE IN CHIEFLAND		9	6	40%	15
PARROTT MEDICAL CLINIC			15	100%	15
NORTHSIDE HOSPITAL FORSYTH		13	2	13%	15
MILTON 4707		15			15
BAPTIST MEDICAL CENTER EAST		11	4	27%	15
MONTEFIORE MEDICAL CENTER LABORATORIES - WEILER		11	4	27%	15
CVS NY491POCT JACKSON HEIGHTS		15			15
SARASOTA - ROBERT L TAYLOR COMMUNITY CENTER□		1	14	93%	15
RICHMOND UNIVERSITY MEDICAL CENTER		12	3	20%	15
WALK IN URGENT CARE			15	100%	15
EASTLAKE PEDIATRICS - TRINITY		15			15
CVS TX8321POCT MCKINNEY		15			15
PREMIER LABORATORY SERVICES, LLC		5	10	67%	15
BESSENT ROAD GROUP HOME		15			15
CVS NC187POCT CHARLOTTE		14	1	7%	15
HIRAM COLLEGE HEALTH CENTER (ABBOTT)		13	2	13%	15
MINUTECLINIC, LLC, DBA MINUTECLINIC #2		13	2	13%	15
MEDLAB ASSOCIATES LLC		15			15
NIGHT OWL PEDIATRICS URGENT CARE			15	100%	15
MEDEXPRESS URGENT CARE - BENTON HARBOR		14	1	7%	15
NORTH COUNTRY FAMILY HEALTH CENTER INC		15			15
MIRACLE ALF INC		15			15
OAKMONTE VILLAGE OF DAVIE			15	100%	15
MC DIAGNOSTIC OF CONNECTICUT, PC # 257		14	1	7%	15
STEWART MELBOURNE HOSPITAL, INC	1		13	93%	14
PT&J REHAB - VILLAGE OF ROYAL PALM BEACH		12	2	14%	14
MHHS All Lab Subsection		14			14
PIEDMONT ATHENS REGIONAL MEDICAL		12	2	14%	14
BOCA SIMON		2	12	86%	14
SOUTHEASTERN UNIVERSITY INC		14			14
MINUTE CLINIC DIAGNOSTIC OF NORTH CAROLINA		13	1	7%	14
BAPTIST HEALTH			14	100%	14
MEDLABS DIAGNOSTICS		11	3	21%	14
ADVENTIST HEALTH SYSTEM FLORIDA DEPT OF HEALTH		9	5	36%	14
TALLAHASSEE PRIMARY CARE ASSOCIATES PA		12	2	14%	14
HEALTHFIRST ADVENT HEALTH CENTRA CARE COCOA BEACH			14	100%	14
FAMILY MEDICINE OF WESTON LLC		6	8	57%	14
MERCY MEDICAL CENTER		7	7	50%	14
UNIVERSITY HOSPITALS OF CLEVELAND		8	6	43%	14
EPIPHANY HEALTH		8	6	43%	14

# COVID-19: testing by laboratory

Data through May 15, 2021 verified as of May 16, 2021 at 09:25 AM

Data in this report are provisional and subject to change.

The numbers in the table below represent the number of Florida and non-Florida residents for whom test results were received by the Department of Health. A person can be tested by more than one laboratory and can have both positive and negative results. **Therefore, the sum of the numbers in each column will be larger than the total number of people tested.**

Reporting lab	Inconclusive	Negative	Positive	Percent positive	Total
CVS TN5601POCT LENOIR CITY		12	2	14%	14
PHELPS HOSPITAL LABORATORY		12	2	14%	14
NORTHWESTERN MEMORIAL HOSPITAL			14	100%	14
DOCTORS EXPRESS OF ST PETERSBURG		4	10	71%	14
SUMMIT ATLANTIC SURGERY CENTER		14			14
ADVICE FOR OPTIMAL WELLNESS		11	3	21%	14
ALASKA PUBLIC HEALTH LAB		1	13	93%	14
QUEENS UNIVERSITY OF CHARLOTTE		14			14
LEE COMMUNITY HEALTHCARE INC DUNBAR		12	2	14%	14
MC DIAGNOSTIC OF CONNECTICUT, PC #1043		14			14
POLK CHD BARTOW		13	1	7%	14
SUNCOAST COMMUNITY HEALTH CENTERS INC		4	10	71%	14
MED TECH SERVICES OF PALM BEACH INC		14			14
FAMILY PRACTICE ON THE GO		6	8	57%	14
SIGMUND LABS LLC		14			14
LUCID DIAGNOSTICS LABS			14	100%	14
TLC FAMILY CARE HOME INC		14			14
CVS PA6902POCT BRYN MAWR		12	2	14%	14
HAVEN HOSPICE			14	100%	14
MELBOURNE FAMILY PRACTICE		12	2	14%	14
MINUTECLINIC DIANOSTIC OF VIRGINIA, LL		13	1	7%	14
The Evangelical Lutheran Good Samaritan Society		14			14
CVS CA9113POCT CHULA VISTA		14			14
CVS HEALTH MINUTE CLINIC		1	13	93%	14
FG RAPID RESULTS LLC		8	6	43%	14
CENTRAL JERSEY URGENT CARE		13	1	7%	14
IGENEX INC		14			14
MINUTECLINIC, LLC #1492		14			14
NEW YORK PRESBYTERIAN - LOWER MANHATTAN		14			14
MEDEXPRESS URGENT CARE - PANTOPS		12	2	14%	14
MY WELLNESS EXPRESS			14	100%	14
ACCESS HOME HEALTH OF FLORIDA LLC		14			14
MINUTE-CLINIC DIAGNOSTIC OF VIRGINIA, LLC		14			14
CVS TN5639POCT FARRAGUT		11	3	21%	14
MINUTECLINIC DIAGNOSTIC OF TN, PC 6304		12	2	14%	14
RIVERSIDE COTTAGES AT THE SHORES, LLC			14	100%	14
DYNAMIC DNA LAB		1	13	93%	14
ARNOT OGDEN MEDICAL CENTER LABORATORY		14			14
Solaris Healthcare Pensacola			14	100%	14
MINUTE CLINIC OF KANSAS PA		8	6	43%	14
BRIDGE DIAGNOSTICS			14	100%	14
MINUTE CLINIC LLC #2775		13	1	7%	14
TAPESTRY TALLAHASSEE WALDEN		14			14
LPG PRIMARY CARE AT LABELLE		12	2	14%	14
WELLMED AT SOUTH PARSONS		11	3	21%	14
SOUTHEASTERN LABORATORY			14	100%	14

# COVID-19: testing by laboratory

Data through May 15, 2021 verified as of May 16, 2021 at 09:25 AM

Data in this report are provisional and subject to change.

The numbers in the table below represent the number of Florida and non-Florida residents for whom test results were received by the Department of Health. A person can be tested by more than one laboratory and can have both positive and negative results. **Therefore, the sum of the numbers in each column will be larger than the total number of people tested.**

Reporting lab	Inconclusive	Negative	Positive	Percent positive	Total
ST CLOUD MEDICAL GROUP		12	2	14%	14
DESOTO HEALTH AND REHAB LLC		9	5	36%	14
HORIZON MEDICAL GROUP		12	2	14%	14
DYNAMIC HEALTH CENTERS INC		9	5	36%	14
CVS MINUTE CLINIC, LLC #22		13	1	7%	14
CITY OF WEST PALM BEACH EMPLOYEE & FAMILY HEALTH		14			14
METHODIST MEDICAL CENTER		11	3	21%	14
MINUTECLINIC DIAGNOSTIC OF TN, PC 4992		14			14
MINUTECLINIC DIAGNOSTIC OF NORTH CAROLINA, PC		13	1	7%	14
DIAMOND SPEEDWAY DIALYSIS		1	13	93%	14
EFFINGER HEALTH, PA		14			14
CVS GA3766POCT DACULA		11	2	15%	13
LAKELAND REGIONAL HEALTH GRASSLANDS		12	1	8%	13
NORTHEAST PEDIATRICS			13	100%	13
MISSOURI DEPARTMENT OF HEALTH AND SENIOR SERVICES			13	100%	13
URGENT MEDICAL CENTER INC		5	8	62%	13
BROOKDALE DELAND			13	100%	13
MOODY MANOR		13			13
CVS OH3301POCT WOODMERE		13			13
GLENBROOKE AT PALM BAY			13	100%	13
WORLD WRESTLING ENTERTAINMENT			13	100%	13
THE PLAZA AT PARKSQUARE		13			13
VALDOSTA FAMILY MEDICINE		1	12	92%	13
ORMOND MEDICAL ARTS		3	10	77%	13
EAR NOSE AND THROAT ASSOCIATES OF MANATEE, P.A.		10	3	23%	13
MAINSTREET FAMILY SELECT		1	12	92%	13
MINUTE CLINIC, LLC #4650		11	2	15%	13
SANDGATE GARDENS REHAB & NURSING CENTER		3	10	77%	13
CVS MINUTE CLINIC DIAGNOSTIC OF TN #3293		12	1	8%	13
AVALON MEDICAL WALK IN CLINIC			13	100%	13
CVS MINUTE CLINIC DIAGNOSTIC		12	1	8%	13
MINUTECLINIC, LLC, DBA MINUTECLINIC #6106		11	2	15%	13
GULF COAST MEDICAL GROUP		5	8	62%	13
MINUTECLINIC LLC # 3401		13			13
CVS MINUTE CLINIC DIAGNOSTIC MED GRP OF SAN		11	2	15%	13
ADVENTHEALTH MEDICAL GROUP INTERNAL MEDICINE		10	3	23%	13
CVS TX8387POCT AUSTIN		13			13
ESCAMBIA COMMUNITY CLINIC		2	11	85%	13
ORCHID COVE		3	10	77%	13
ST CLOUD COMPOUNDING PHARMACY & WELLNESS CENTER		12	1	8%	13
SHELBY COUNTY HEALTH CARE CORPORATION		10	3	23%	13
CLEVELAND TENNESSEE HOSPITAL COMPANY		11	2	15%	13
Signature Healthcare of Savannah		13			13
DEVEREUX FLORIDA CHILDRENS CENTER			13	100%	13
MEYER PEDIATRICS CHTD		11	2	15%	13
AVENTURA HOSPITAL AND MEDICAL CENTER			13	100%	13

# COVID-19: testing by laboratory

Data through May 15, 2021 verified as of May 16, 2021 at 09:25 AM

Data in this report are provisional and subject to change.

The numbers in the table below represent the number of Florida and non-Florida residents for whom test results were received by the Department of Health. A person can be tested by more than one laboratory and can have both positive and negative results. **Therefore, the sum of the numbers in each column will be larger than the total number of people tested.**

Reporting lab	Inconclusive	Negative	Positive	Percent positive	Total
RDX BIOSCIENCE INC		10	3	23%	13
LANE PEDIATRICS PA		1	12	92%	13
MINUTECLINIC MINUTECLINIC #8505		11	2	15%	13
OPTUM PRIMARY CARE		2	11	85%	13
COMPASS URGENT CARE		8	5	38%	13
SOUTHEAST FAMILY HEALTHCARE CENTER			13	100%	13
MINUTECLINIC, LLC, MINUTECLINIC #7637		11	2	15%	13
MEDEXPRESS URGENT CARE - CHRISTIANBURG		9	4	31%	13
SAMARITAN MEDICAL CENTER		13			13
MEDHELP LAKESHORE PC		11	2	15%	13
CVS MA6505POCT NEWTON		13			13
MINUTECLINIC DIAGNOSTIC OF TN PC #386		12	1	8%	13
FLORIDA STATE HOSPITAL			13	100%	13
MEDEXPRESS URGENT CARE-LATROBE		12	1	8%	13
CAPE CORAL URGENT CARE		9	4	31%	13
PHASE2 LABS	2	9	2	15%	13
CORAL LANDING ASSISTED LIVING		11	2	15%	13
HARBOR CHASE OF JACKSONVILLE			13	100%	13
MINUTE CLINIC DIAGNOSTIC OF VIRGINIA, LLC #1905		13			13
BARRANCO CLINIC,THE	3	9	1	8%	13
MEDEXPRESS URGENT CARE - SALEM		9	4	31%	13
RUSSELL MEDICAL CENTER		12	1	8%	13
NATIONAL GENETICS INST LABCORP		4	9	69%	13
MINUTECLINIC, LLC #244		12	1	8%	13
CONSULATE HEALTH CARE OF PENSACOLA			13	100%	13
CLINICAL LABORATORY SERVICES			13	100%	13
MINUTECLINIC DIAGNOSTIC OF ILLINOIS		11	2	15%	13
WANTAGH URGENT CARE		10	3	23%	13
MINUTECLINIC, LLC #4682		8	5	38%	13
ROCKLEDGE		3	10	77%	13
CURATIVE		1	12	92%	13
MINUTECLINIC LLC (1435)		12	1	8%	13
AFC URGENT CARE - CEDAR GROVE		11	2	15%	13
SOMA MEDICAL CENTER PA #4			13	100%	13
CVS MINUTE CLINIC DIAGNOSTIC PA #3060		11	2	15%	13
ALL 4 KIDZ PEDIATRICS		9	4	31%	13
MEDEXPRESS URGENT CARE MONACA		13			13
VA Primary Care Clinic at Meharry		12	1	8%	13
RED MOUNTAIN DIAGNOSTICS		13			13
CVS PA1671POCT LANCASTER		13			13
CROSS CARE CENTER			13	100%	13
CVS TX8351POCT BEAUMONT		11	2	15%	13
Sunnyside Care Center		13			13
IN-OFFICE LAB		12	1	8%	13
PARKWEST MEDICAL CENTER		11	2	15%	13
ALBION COLLEGE (ABBOTT)		13			13

# COVID-19: testing by laboratory

Data through May 15, 2021 verified as of May 16, 2021 at 09:25 AM

Data in this report are provisional and subject to change.

The numbers in the table below represent the number of Florida and non-Florida residents for whom test results were received by the Department of Health. A person can be tested by more than one laboratory and can have both positive and negative results. **Therefore, the sum of the numbers in each column will be larger than the total number of people tested.**

Reporting lab	Inconclusive	Negative	Positive	Percent positive	Total
WALGREENS # 03608		9	4	31%	13
EAST GEORGIA REGIONAL MEDICAL CENTER		12	1	8%	13
CVS NC7213POCT MATTHEWS		10	3	23%	13
CAN COMMUNITY HEALTH, INC		11	2	15%	13
MINUTE CLINIC LLC #1909		13			13
MINUTE CLINIC DIAGNOSTIC OF SC, LLC #42		12	1	8%	13
VILLA OF KINGS AND QUEENS OF DELRAY		13			13
GLEN OAKS HEALTH AND REHABILITATION CENTER			12	100%	12
BROWARD DIALYSIS			12	100%	12
MINUTECLINIC DIAGNOSTIC OF PA, LLC (1036)		10	2	17%	12
URGENT TEAM MANAGEMENT OF TENNESSEE		10	2	17%	12
MINUTE CLINIC LLC # 2033		10	2	17%	12
CVS MINUTE CLINIC DIAGNOSTIC OF TEXAS,LLC		10	2	17%	12
BENSONHURST URGENT CARE		11	1	8%	12
MEDEXPRESS URGENT CARE - BEECH GROVE		11	1	8%	12
PUTNAM COUNTY HEALTH DEPARTMENT		12			12
MINUTECLINIC, LLC, DBA MINUTECLINIC #4		11	1	8%	12
COLISEUM MED CTR LLC/COLISEUM MED CTRS		9	3	25%	12
COLLIER COUNTY HEALTH DEPT.		7	5	42%	12
MERIDIAN AT WATERWAYS, THE		10	2	17%	12
MEDEXPRESS URGENT CARE - FORT WORTH S		10	2	17%	12
WINKLER COURT□		10	2	17%	12
ORLANDO FAMILY MEDICAL INC		12			12
MERCY HEALTH—MUSKEGON		7	5	42%	12
VILLA HEALTH NH LLC		10	2	17%	12
GULF COAST REGIONAL BLOOD CENTER			12	100%	12
UNIVERSITY OF MIAMI MILLER SCHOOL OF MEDICINE			12	100%	12
QHG OF ENTERPRISE INC (DBA MEDICAL CTR		12			12
MINUTECLINIC DIAGNOSTIC OF MAINE, LLC		10	2	17%	12
HEART OF FLORIDA HEALTH CENTER INC		4	8	67%	12
CULVER-STOCKTON COLLEGE		10	2	17%	12
CARENOW URGENT CARE-HERMITAGE		8	4	33%	12
DOCTORS HOSPITAL LAB MEDICAL OFFICE BUILDING			12	100%	12
CARE FAST MURABELLA		7	5	42%	12
ADVENTHEALTH MEDICAL GROUP CARE CLINIC AT		8	4	33%	12
HEWLETT URGENT CARE, PLLC		12			12
JOHN W NORRIS III MD PA	1		11	92%	12
PANCARE HEALTH - WEWA ELEMENTARY			12	100%	12
BLOOMINGDALE PEDIATRIC ASSOCIATES PA			12	100%	12
VERITAS RESEARCH CORP			12	100%	12
MEDEXPRESS URGENT CARE - MAPLE DRIVE		11	1	8%	12
FAMILY HEALTH CENTER AT PORT ST JOHN		4	8	67%	12
FAMILY MEDICINE AT HUNTERS CREEK		12			12
VIBRANT AMERICA		10	2	17%	12
WALGREEN #6538		12			12
BETH ISRAEL MEDICAL CENTER LABS		11	1	8%	12

# COVID-19: testing by laboratory

Data through May 15, 2021 verified as of May 16, 2021 at 09:25 AM

Data in this report are provisional and subject to change.

The numbers in the table below represent the number of Florida and non-Florida residents for whom test results were received by the Department of Health. A person can be tested by more than one laboratory and can have both positive and negative results. **Therefore, the sum of the numbers in each column will be larger than the total number of people tested.**

Reporting lab	Inconclusive	Negative	Positive	Percent positive	Total
MINUTECLINIC DIAGNOSTIC OF MINNESOTA		11	1	8%	12
BAYONET POINT HOSPITAL			12	100%	12
NAPLES GREEN VILLAGE		12			12
LAB UNKNOWN		1	11	92%	12
SENIOR HOME CARE INC		12			12
CVS SC7556POCT WEST COLUMBIA		11	1	8%	12
CARLOS PORTU MD, PLLC			12	100%	12
FLORIDA DEPARTMENT OF HEALTH WASHINGTON COUNTY		7	5	42%	12
AMERICAN HOUSE FORT MYERS		12			12
MINUTECLINIC DIAGNOSTIC OF VIRGINIA, LLC #255		12			12
PASSPORT HEALTH			12	100%	12
MINUTECLINIC DIAGNOSTIC OF TN PC #240		10	2	17%	12
CVS MA594POCT FALMOUTH		11	1	8%	12
FAMILY PRACTICE OF DAVIE INC			12	100%	12
MI2297090CV HOLLAND-23D2189684		12			12
Highland Pines Health and Rehab		11	1	8%	12
MINUTE CLINIC LLC #10203		9	3	25%	12
SUWANNEE COUNTY JAIL		11	1	8%	12
ACADIAN DIAGNOSTIC LABORATORIES		8	4	33%	12
MONROE COUNTY HOSPITAL		9	3	25%	12
GEORGE W FERGUSON MD-CONCIERGE MEDICAL SERVICES PL		11	1	8%	12
PALM BEACH PATHOLOGY		9	3	25%	12
THOMAS JEFFERSON UNIVERSITY HOSPITAL		4	8	67%	12
IREPERTOIRE_MOL_LAB		12			12
CFS WELLNESS AND MED SPA LLC			12	100%	12
MEDEXPRESS URGENT CARE - MONROE		12			12
ST PETER'S UNIVERSITY HOSPITAL		9	3	25%	12
CARROLL GARDENS URGENT CARE		12			12
Maury Regional Hospital		6	6	50%	12
THE POTTER'S HOUSE AT CANNON POINT		12			12
MINUTECLINIC DIAGNOSTIC OF NEW JERSEY,		11	1	8%	12
HNL LAB MEDICINE		9	3	25%	12
ACCENTCARE		12			12
FLORIDA DEPT OF HEALTH		4	8	67%	12
LONGWOOD PEDIATRICS LLC			12	100%	12
LIFE CARE OF PORT SAINT LUCIE		3	9	75%	12
APPLE DIAGNOSTICS LAB		5	7	58%	12
MINUTECLINIC #8760		12			12
SAMARITAN HOSPITAL LABORATORY		11	1	8%	12
Lady Lake Specialty Care			12	100%	12
LEON CHD		12			12
DEPARTMENT OF PUBLIC HEALTH		12			12
Rosewood Healthcare and Rehabilitation Center		5	7	58%	12
COLLIER HMA PHYSICIAN MANAGEMENT, LLC		2	10	83%	12
MINUTE CLINIC LLC #0169		10	2	17%	12
MC DIAGNOSTIC OF CONNECTICUT, PC #114		12			12

# COVID-19: testing by laboratory

Data through May 15, 2021 verified as of May 16, 2021 at 09:25 AM

Data in this report are provisional and subject to change.

The numbers in the table below represent the number of Florida and non-Florida residents for whom test results were received by the Department of Health. A person can be tested by more than one laboratory and can have both positive and negative results. **Therefore, the sum of the numbers in each column will be larger than the total number of people tested.**

Reporting lab	Inconclusive	Negative	Positive	Percent positive	Total
Westchester General Hospital			12	100%	12
MEDEXPRESS URGENT CARE CHARLESTON		8	4	33%	12
VITALANT		1	11	92%	12
OHIO STATE UNIVERSITY MEDICAL CENTER			12	100%	12
MINUTECLINIC DIAGNOSTIC OF TN PC #5671		8	4	33%	12
MEDPRO URGENT CARE CENTER INC		12			12
TRANSPLANT GENOMICS INC (EUROFINS)		12			12
SUMTER COUNTY HEALTH DEPARTMENT		7	5	42%	12
WOODLAND TOWERS		6	6	50%	12
ST. PETERSBURG PEDIATRICS			12	100%	12
GENESIS		8	4	33%	12
FHCP-PORT ORANGE		3	9	75%	12
BRITO MEDICAL CENTER		10	2	17%	12
TMH PHYSICIAN PARTNERS - MONTICELLO		10	2	17%	12
BROOKDALE CITRUS			12	100%	12
FAMILY MEDICINE AT LONGWOOD			12	100%	12
ALL CHILDREN'S HOSPITAL DEPT OF GENERAL PEDIATRICS			11	100%	11
NIGHT LITE PEDIATRICS CENTER, LLC		1	10	91%	11
MEDICAL CENTER AFFILIATES WEST PALM			11	100%	11
CVS NC7051POCT WAKE FOREST		11			11
BIOTECH CLINICAL LABORATORIES, INC.		1	10	91%	11
STUYVESANT URGENT CARE		11			11
ATHENS VETERINARY DIAGNOSTIC LABORATOR		11			11
UMHC/SYLVESTER AT KENDALL		1	10	91%	11
REDMED CLINIC OF ARLINGTON		10	1	9%	11
ORLANDO HEALTH PHYSICIAN ASSOCIATES		4	7	64%	11
PRIMECARE ACQUISITION FAMILY PRACTICE INC		11			11
MEDEXPRESS URGENT CARE PARKERSBURG		9	2	18%	11
FRESENIUS KIDNEY CARE DUNEDIN			11	100%	11
CREATIVE TESTING SOLUTIONS		4	7	64%	11
VITAS HEALTH INC		5	6	55%	11
AZALEA HEALTH		2	9	82%	11
NASCAR EVENT MANAGEMENT, LLC		11			11
CUMBERLAND HEIGHTS		11			11
HEALTH NETWORK LABORATORIES		7	4	36%	11
URGENT CARE CENTER AT PINNACLE		4	7	64%	11
CHELSEA NYC LAB		11			11
WALK IN MEDICAL URGENT CARE PC		11			11
COMMUNITY MEDICAL AND DENTAL CARE INC		11			11
CVS MD2956POCT NEW MARKET		10	1	9%	11
TRIDENT BIOMETRICS		10	1	9%	11
MINUTECLINIC LLC #5010		9	2	18%	11
MINUTECLINIC, LLC #1470		10	1	9%	11
VIRTUA WEST JERSEY HOSPITAL VOORHEES		9	2	18%	11
BERRYHILL MANOR		11			11
NEW HAMPSHIRE DEPARTMENT OF HEALTH AND HUMAN SERVICES		3	8	73%	11



# COVID-19: testing by laboratory

Data through May 15, 2021 verified as of May 16, 2021 at 09:25 AM

Data in this report are provisional and subject to change.

The numbers in the table below represent the number of Florida and non-Florida residents for whom test results were received by the Department of Health. A person can be tested by more than one laboratory and can have both positive and negative results. **Therefore, the sum of the numbers in each column will be larger than the total number of people tested.**

Reporting lab	Inconclusive	Negative	Positive	Percent positive	Total
St. Annes Nursing Center, St. Annes Residence, Inc.		11			11
ILLINOIS DEPT OF PUBLIC HEALTH LAB - SPRINGFIELD			11	100%	11
TELEVISIT PALM BAY FAMILY PRACTICE		9	2	18%	11
MINUTECLINIC 7196		10	1	9%	11
ONEIDA HEALTHCARE CENTER		9	2	18%	11
GUIDANCE / CARE CENTER, INC		11			11
CVS SC4286POCT EASLEY		5	6	55%	11
APPALACHIAN REGIONAL HEALTHCARE SYSTEM		10	1	9%	11
CHARLOTTE COUNTY HEALTH DEPARTMENT	1	5	5	45%	11
CVS CA9165POCT SAN DIEGO		11			11
WATSON HEALTHCARE		8	3	27%	11
CVS CT2210POCT RIVERSIDE		11			11
CARINGTON MANOR		11			11
SEMORAN FAMILY HEALTH LLC		10	1	9%	11
ST VINCENT'S ST CLAIR		8	3	27%	11
MINUTECLINIC DIAGNOSTIC OF SC, LLC #4		11			11
CVS MO8590POCT KANSAS CITY		7	4	36%	11
SEACOAST PATHOLOGY PROFESSIONAL ASSOC		10	1	9%	11
EXPRESS TEST			11	100%	11
BOCA RATON REGIONAL HOSPITAL LAB			11	100%	11
CARENOW URGENT CARE-GREEN HILLS		10	1	9%	11
NORTH OKALOOSA PHYSICIAN GROUP		10	1	9%	11
MEDEXPRESS URGENT CARE - WINCHESTER GATEWAY		9	2	18%	11
THE MARY IMOGENE BASSETT HOSPITAL		11			11
ALCOVE ASSISTED LIVING FACILITY		11			11
CAREATC NEXTERA HEALTH CENTER / GO			11	100%	11
BAYSIDE URGENT CARE CENTER INC		1	10	91%	11
CROSSROADS URGENT CARE, PLLC		11			11
CVS GA2236POCT WOODSTOCK		11			11
ASSOCIATES MD CYPRESS CREEK			11	100%	11
CARENOW URGENT CARE-MT JULIET		8	3	27%	11
MOUNT DORA PEDIATRICS		9	2	18%	11
CVS TX7827POCT ROUND ROCK		11			11
MINUTECLINIC DIAGNOSTIC OF RHODE ISLAN		11			11
MINUTECLINIC DIAG OF IND, LLC #2387		9	2	18%	11
MINUTE CLINIC LLC #4017		11			11
ASSOCIATES IN MEDICINE		7	4	36%	11
TROPICANA		5	6	55%	11
USCG ABBOTT BINAXNOW		6	5	45%	11
MONROE COUNTY FIRE RESCUE		10	1	9%	11
UNIVERSITY MEDICAL CENTER		8	3	27%	11
MINUTECLINIC DIAGNOSTICS OF IND, LLC		11			11
ELITE HOME HEALTH SERVICES		11			11
MEDICAL ASSOCIATES OF ENGLEWOOD PC		10	1	9%	11
PINELLAS COUNTY HEALTH DEPARTMENT		2	9	82%	11
LAKELAND VOLUNTEERS IN MEDICINE INC		9	2	18%	11

# COVID-19: testing by laboratory

Data through May 15, 2021 verified as of May 16, 2021 at 09:25 AM

Data in this report are provisional and subject to change.

The numbers in the table below represent the number of Florida and non-Florida residents for whom test results were received by the Department of Health. A person can be tested by more than one laboratory and can have both positive and negative results. **Therefore, the sum of the numbers in each column will be larger than the total number of people tested.**

Reporting lab	Inconclusive	Negative	Positive	Percent positive	Total
IMMACULATE HOUSE AT COUNTRYSIDE		11			11
STPET		9	2	18%	11
DMH STEINHATCHEE FAMILY MEDICINE		8	3	27%	11
MICHIGAN DEPARTMENT OF COMMUNITY HEALTH		1	10	91%	11
MINUTECLINIC DIAGNOSTIC OF SC, LLC #7		9	2	18%	11
NIGHT LITE PEDIATRICS CENTER		1	10	91%	11
THE TERRACE OF SAINT CLOUD		9	2	18%	11
KIDSVILLE PEDIATRICS			11	100%	11
CLAYMED OF NORTH FLORIDA			11	100%	11
METHODIST HOSPITAL			11	100%	11
AIM LABORATORIES			11	100%	11
URGENT TEAM - HUNTSVILLE		9	2	18%	11
UNIVERSITY CENTRA CARE		10	1	9%	11
PRIME MEDICAL CARE, LLC		11			11
MINUTE-CLINIC DIAGNOSTIC OF VIRGINIA,		10	1	9%	11
WALK-IN MEDICAL CARE			11	100%	11
RIVERVIEW REGIONAL MEDICAL CENTER		9	2	18%	11
NORTH PINELLAS CHILDRENS MEDICAL CENTER INC			11	100%	11
CVS PA233POCT NEWTOWN SQUARE		11			11
SEMINOLE COUNTY CORRECTIONAL FACILITY		1	10	91%	11
45TH 1		11			11
GENOPTIX MEDICAL LABORATORY		10	1	9%	11
PHYSICIANS REGIONAL MEDICAL CTR - COLLIER BLVD			11	100%	11
LUXOR SCIENTIFIC LLC		1	10	91%	11
CVS SC2736POCT MURRELLS INLET		8	3	27%	11
UF HEALTH		1	10	91%	11
URGENT CARE OF LONGWOOD		1	10	91%	11
CVS SC7334POCT LEXINGTON		10	1	9%	11
NHC HealthCare Anniston		11			11
JBSA-SAM HOUSTON			11	100%	11
WINTER PARK CARE AND REHABILITATION			11	100%	11
CVS IL8751POCT CHICAGO		10			10
LAWRENCE TECHNOLOGICAL UNIVERSITY		10			10
ARCHBOLD MEMORIAL HOSPITAL/LAB		3	7	70%	10
CARENOW URGENT CARE - EAST NASHVILLE		8	2	20%	10
DOH-TAMPA BRANCH LABORATORY (MLK BLVD)		4	6	60%	10
CHILDREN'S HEALTHCARE OF ATLANTA/EGLESTON		10			10
NATURE COAST REGIONAL MEDICAL CENTER		1	9	90%	10
ELEMENT PRIMARY CARE LLC		9	1	10%	10
PBC PREMIER FAMILY HEALTH			10	100%	10
CVS CT1123POCT SOUTHURY		10			10
ARBORS OF GULF BREEZE, THE		8	2	20%	10
MOLECULAR PATHOLOGY LABORATORY			10	100%	10
NEUROSCIENCE AND SPINE ASSOCIATES, PL		8	2	20%	10
Avalon Healthcare and Rehabilitation Center			10	100%	10
MINUTECLINIC DIAGNOSTIC OF OHIO #4401		10			10

# COVID-19: testing by laboratory

Data through May 15, 2021 verified as of May 16, 2021 at 09:25 AM

Data in this report are provisional and subject to change.

The numbers in the table below represent the number of Florida and non-Florida residents for whom test results were received by the Department of Health. A person can be tested by more than one laboratory and can have both positive and negative results. **Therefore, the sum of the numbers in each column will be larger than the total number of people tested.**

Reporting lab	Inconclusive	Negative	Positive	Percent positive	Total
PANCARE HEALTH - VERNON ELEMENTARY			10	100%	10
DAU ORTHODONTICS		9	1	10%	10
MINUTECLINIC, LLC #09202		8	2	20%	10
CVS NJ617POCT CEDAR GROVE		9	1	10%	10
DEPARTMENT OF HEALTH AND HUMAN SERVICES LANSING			10	100%	10
EXPRESS CARE OF TAMPA BAY		7	3	30%	10
ALABAMA MEDICAL GROUP		10			10
MEDICAL LABORATORY DIAGNOSTICS			10	100%	10
WELLSTAR WEST GEORGIA MEDICAL CENTER		9	1	10%	10
BROWARD HEALTH CARE			10	100%	10
MEDEXPRESS URGENT CARE-PETERS TWP		9	1	10%	10
EMERGENCY MEDICAL CENTER		4	6	60%	10
MINUTE CLINIC DIAG OF IND LLC #8674		10			10
MEDEXPRESS URGENT CARE - FAYETTEVILLE		8	2	20%	10
JACKSON CLINIC PA,THE		6	4	40%	10
NORTHSIDE HOSPITAL ATLANTA		4	6	60%	10
EXCEL URGENT CARE OF PARAMUS LLC		10			10
CVS CT1109POCT BETHEL		10			10
KEY WEST URGENT CARE, INC		3	7	70%	10
MAINSTREET FAMILY CARE			10	100%	10
MOSOLF PEDIATRICS			10	100%	10
CELEBRATION PEDIATRICS PA			10	100%	10
JOHNS HOPKINS ALL CHILDRENS			10	100%	10
NEW JERSEY DEPARTMENT OF HEALTH COMMUNICABLE DISEASE SERVICE		3	7	70%	10
LONG ISLAND JEWISH FOREST HILLS HOSPITAL		10			10
LEHIGH REGIONAL MEDICAL CENTER LABORATORY		4	6	60%	10
MEDEXPRESS URGENT CARE, JOHNSTOWN		9	1	10%	10
GLADES COUNTY DETENTION CENTER		1	9	90%	10
BETTER AT HOME		10			10
MEDEX REGIONAL LABORATORIES LLC		1	9	90%	10
ST JOSEPH'S HOSPITAL NORTH LABORATORY			10	100%	10
NYU WINTHROP LABORATORY		10			10
SUPERIOR RESIDENCES OF CLERMONT		2	8	80%	10
MINUTECLINIC DIAGNOSTIC OF OHIO #3407		9	1	10%	10
CARESOUTH HHA HOLDINGS OF THE BAY AREA LLC		10			10
CVS PHARMACY #8800		8	2	20%	10
FLORIDA CLINICAL LAB		1	9	90%	10
NORTON HEALTHCARE			10	100%	10
MINUTECLINIC DIAGNOSTIC OF NORTH CAROLINA PC #7054		7	3	30%	10
DES PLAINES CLINICAL LAB		3	7	70%	10
PALMS WEST HOSPITAL			10	100%	10
ACCESS PHARMACY		10			10
CVS PHARMACY NO 274		9	1	10%	10
PEACE OF MIND REHAB CENTER		10			10
MINUTECLINIC DIAGNOSTIC OF NORTH CAROLINA PC #5341		7	3	30%	10
CVS NC2313POCT RALEIGH		8	2	20%	10

# COVID-19: testing by laboratory

Data through May 15, 2021 verified as of May 16, 2021 at 09:25 AM

Data in this report are provisional and subject to change.

The numbers in the table below represent the number of Florida and non-Florida residents for whom test results were received by the Department of Health. A person can be tested by more than one laboratory and can have both positive and negative results. **Therefore, the sum of the numbers in each column will be larger than the total number of people tested.**

Reporting lab	Inconclusive	Negative	Positive	Percent positive	Total
MINUTE CLINIC, LLC #1434		9	1	10%	10
CHEMISYS LABORATORIES		2	8	80%	10
ENCOMPASS HEALTH REHABILITATION HOSPI		10			10
SAVANNAH MANOR ASSISTED LIVING COMMUNITY			10	100%	10
HIGH TOWER ALF LLC		9	1	10%	10
CHRISTUS ST VINCENT LABORATORY - ZIA		10			10
ROSEMONT GARDENS INC		9	1	10%	10
CREATIVE PHARMACY SOLUTIONS EAST		10			10
IMMUNOGENOMICS LLC		6	4	40%	10
GILCHRIST COUNTY FIRE DEPARTMENT		4	6	60%	10
MED + URGENT MEDICAL CARE SERVICES		10			10
CVS TX7151POCT HUMBLE		9	1	10%	10
VILLAGE PLACE HEALTH AND REHAB		9	1	10%	10
VETERANS AFFAIRS MEDICAL CENTER - OUTPATIENT			10	100%	10
MINUTE CLINIC INCORPORATE		10			10
HCR MANORCARE		10			10
LAKE BALDWIN CBOC		9	1	10%	10
FHPG_EXP CARE W HILLSBOROUGH		1	9	90%	10
WALGREENS - STORE #9479		8	2	20%	10
KR AT COLLEGE HARBOR		10			10
VETERNANS ADMINISTRATION			10	100%	10
SOUTHEASTERN PEDIATRIC ASSOCIATES			10	100%	10
ALBANY MEDICAL CENTER		9	1	10%	10
MAINE DEPARTMENT OF HEALTH AND HUMAN SERVICES			10	100%	10
SARASOTA PERSONAL MEDICINE		7	3	30%	10
ILLINOIS DEPARTMENT OF PUBLIC HEALTH		2	8	80%	10
IU HEALTH PATHOLOGY		1	9	90%	10
OKLAHOMA STATE DEPARTMENT OF HEALTH-PUBLIC HEALTH LABORATORY			10	100%	10
FLEMING ISLAND CENTER FOR CLINICAL RESEARCH		10			10
CORONA PATHOLOGY		10			10
DOMINICAN COLLEGE STUDENT HEALTH CENTE		8	2	20%	10
WEST DADE PEDIATRICS			10	100%	10
ALABAMA DEPARTMENT OF PUBLIC HEALTH		1	9	90%	10
TENNESSEE DEPARTMENT OF HEALTH (TDH) - CENTRAL LABORATORY		2	8	80%	10
CVS NY549POCT RIDGEWOOD		7	3	30%	10
WHEELER LABORATORY		9	1	10%	10
CBC LAB		3	7	70%	10
New York Harbor Harbor HCS - Brooklyn Campus		9	1	10%	10
PLYMOUTH HARBOR INCORPORATED		9	1	10%	10
GO PATH LABORATORIES			10	100%	10
CITY OF TALLAHASSEE		10			10
NOT INDICATED		1	9	90%	10
PALM BEACH CDH - DELRAY BEACH			10	100%	10
COMMUNITY HEALTH CENTER		2	8	80%	10
MONTEFIORE MEDICAL CENTER LABORATORIES - NORTH		10			10
ADVENTHEALTH ORLANDO INTERNATIONAL AIRPORT		1	9	90%	10

# COVID-19: testing by laboratory

Data through May 15, 2021 verified as of May 16, 2021 at 09:25 AM

Data in this report are provisional and subject to change.

The numbers in the table below represent the number of Florida and non-Florida residents for whom test results were received by the Department of Health. A person can be tested by more than one laboratory and can have both positive and negative results. **Therefore, the sum of the numbers in each column will be larger than the total number of people tested.**

Reporting lab	Inconclusive	Negative	Positive	Percent positive	Total
SOUTH FLORIDA ENT ASSOCIATES, INC			10	100%	10
MEDEXPRESS URGENT CARE-KATY		7	3	30%	10
PRORENATA LABS		2	8	80%	10
VENICE GREEN VILLAGE		3	7	70%	10
ANY LAB TEST NOW INC			10	100%	10
MIAMI COMPREHENSIVE MEDICINE GROUP PA		4	6	60%	10
WALGREENS #07589		9	1	10%	10
WALGREENS #10972	1	9			10
KEY TRAINING CENTER			10	100%	10
BROOKDALE PANAMA CITY		9	1	10%	10
RPC@HODGES		2	8	80%	10
EMORY JOHNS CREEK HOSPITAL		10			10
ORLANDO MEDICAL CENTER PL		1	9	90%	10
MEDEXPRESS URGENT CARE - WASHINGTON		8	2	20%	10
BELLE GLADES HEALTH CLINIC			10	100%	10
ISLAND COAST PEDIATRICS IN-HOUSE LAB		10			10
BEAUMONT LABORATORY			10	100%	10
VASCONCELLO COHEN MD PA		9	1	10%	10
JOHN T MATHER MEMORIAL HOSPITAL LABORATORY		9	1	10%	10
COLLIER BLVD HMA PHYSICIAN MANAGEMENT,, LLC			10	100%	10
Centrastate Medical Center		9	1	10%	10
WILLIAMSBURGH CHAI CARE		9	1	10%	10
ELLIS HOSPITAL LABORATORY		9	1	10%	10
Chestnut Park Rehabilitation and Nursing Center		10			10
CVS DC134OPOCT WASHINGTON		10			10
WINDSOR OF GAINESVILLE		9			9
MAGNOLIA MANOR			9	100%	9
PONTE VEDRA PLASTIC SURGERY		9			9
CHIEFLAND MEDICAL CENTER LLC			9	100%	9
CENTREX CLINICAL LABS INC		9			9
WINDSOR OF SAN PABLO, THE		6	3	33%	9
CVS NC5591POCT STATESVILLE		7	2	22%	9
CVS TX10016POCT PRINCETON		9			9
MIDMICHIGAN MEDICAL CENTER			9	100%	9
Consulate Health Care of Brandon		7	2	22%	9
VAIL VALLEY MEDICAL CENTER			9	100%	9
NASSAU UNIVERSITY MEDICAL CENTER DEPT		8	1	11%	9
CVS NC3803POCT MOORESVILLE		8	1	11%	9
MEDICANA NURSING AND REHAB CENTER			9	100%	9
DISCOVERY VILLAGE AT STUART		5	4	44%	9
CVS NC3319POCT CHARLOTTE		6	3	33%	9
SCOTTS PHARMACY		8	1	11%	9
HEALTHY MINORS PEDIATRIC URGENT CARE		7	2	22%	9
INDIANA STATE DEPARTMENT OF HEALTH LABORATORIES			9	100%	9
SKR MEDICAL ADVISORS		9			9
OUR HOME AT BEACON HILL			9	100%	9

# COVID-19: testing by laboratory

Data through May 15, 2021 verified as of May 16, 2021 at 09:25 AM

Data in this report are provisional and subject to change.

The numbers in the table below represent the number of Florida and non-Florida residents for whom test results were received by the Department of Health. A person can be tested by more than one laboratory and can have both positive and negative results. **Therefore, the sum of the numbers in each column will be larger than the total number of people tested.**

Reporting lab	Inconclusive	Negative	Positive	Percent positive	Total
HOME CARE PHARMACY OF PALM COAST INC		9			9
MINUTECLINIC #2797		9			9
ETHOS LABORATORIES		7	2	22%	9
TRINITY PEDIATRICS			9	100%	9
MARINA ISLE ASSISTED LIVING		9			9
MINUTE CLINIC #8979		8	1	11%	9
SUPREME LABORATORY			9	100%	9
STATEN ISLAND CHAI CARE		8	1	11%	9
MEDICAL CENTER, THE		8	1	11%	9
BRENNITY AT VERO BEACH, THE			9	100%	9
WALGREENS #09475		8	1	11%	9
WALGREENS #03287		9			9
ALLIANCE HEALTH AND REHABILITATION CENTER		9			9
WELLSTAR ATLANTA MEDICAL CENTER LABORA		8	1	11%	9
WESTCHESTER GENERAL HOSPITAL BLOOD GAS LAB			9	100%	9
URGENT TEAM - NASHVILLE		8	1	11%	9
RANDOLPH DIABETES AND WELLNESS		8	1	11%	9
EAST SIDE CLINICAL LABORATORY		7	2	22%	9
PRIMARY CARE SPECIALISTS OF ORLANDO		8	1	11%	9
CHAPTERS HEALTH HOSPICE		9			9
MOULTRIE CREEK NURSING AND REHAB			9	100%	9
DEPT OF VA MEDICAL CENTER - RICHMOND		8	1	11%	9
MEDERI CARETENDERS VS OF SE FL LLC DBA		8	1	11%	9
UHEALTH UNIVERSITY OF MIAMI			9	100%	9
CVS MA1022POCT CAMBRIDGE		9			9
MINUTE CLINIC DIAGNOSTIC OF PENNSYLVANIA		9			9
MINUTECLINIC DIAGNOSTIC MED GRP OF CA		8	1	11%	9
COMPASS PROVIDENCE URGENT CARE LLLP			9	100%	9
INSPIRED LIVING AT PALM BAY		7	2	22%	9
BUENA VIDA ESTATES			9	100%	9
JUPITER CLINIC			9	100%	9
PATEL MEDICAL VENTURES		8	1	11%	9
REMISE OCCUPATIONAL HEALTH SOLUTIONS INC			9	100%	9
DIXITKUMAR N MODI MD PA			9	100%	9
LOREY ALF		9			9
NEMOURS CHILDREN'S PRIMARY CARE VERO BEACH			9	100%	9
WALGREENS #09304		7	2	22%	9
CALIFORNIA DEPARTMENT OF PUBLIC HEALTH		3	6	67%	9
CORE OCCUPATIONAL RESOURCES, LLC		5	4	44%	9
MINUTE CLINIC DIAGNOSTIC OF VIRGINIA, LLC #7543		7	2	22%	9
NITIN BAWA PROFESSIONAL ASSOCIATES			9	100%	9
MEDEXPRESS URGENT CARE - BATTLE CREEK		6	3	33%	9
FHPG_EXP CARE PALM HARBOR			9	100%	9
BEAUMONT EMERGENCY CENTER			9	100%	9
HENDRY/GLADES COUNTY HEALTH DEPARTMENT		8	1	11%	9
NORTHSIDE HOSPITAL		2	7	78%	9

# COVID-19: testing by laboratory

Data through May 15, 2021 verified as of May 16, 2021 at 09:25 AM

Data in this report are provisional and subject to change.

The numbers in the table below represent the number of Florida and non-Florida residents for whom test results were received by the Department of Health. A person can be tested by more than one laboratory and can have both positive and negative results. **Therefore, the sum of the numbers in each column will be larger than the total number of people tested.**

Reporting lab	Inconclusive	Negative	Positive	Percent positive	Total
MINUTECLINIC DIAG OF IND LLC #8651		8	1	11%	9
NORTHWEST FLORIDA COMMUNITY HOSPITAL LABORATORY		8	1	11%	9
BROOKDALE WEST MELBOURNE			9	100%	9
FLORIDA HOSPITAL WINTER PARK		7	2	22%	9
CAYUGA COUNTY HEALTH DEPARTMENT		8	1	11%	9
HEALTH AND WELLNESS CENTER		1	8	89%	9
CHILDREN'S HEALTH CENTER INC.		7	2	22%	9
PENSACOLA CLUSTER			9	100%	9
BIRMINGHAM VAMC		5	4	44%	9
CITYMD		1	8	89%	9
CVS GA7064POCT STOCKBRIDGE		9			9
CIAN DIAGNOSTICS			9	100%	9
MINUTECLINIC #2860		6	3	33%	9
GCPM MANUAL MICROBIOLOGY		1	8	89%	9
ST. CLOUD PHARMACY AND WELLNESS CENTER		5	4	44%	9
MEDEXPRESS URGENT CARE - RICHMOND, NINE MILE RD		8	1	11%	9
MINUTECLINIC DIAG OF IND, LLC #10190		8	1	11%	9
BREVARD FAMILY WALK IN CLINIC			9	100%	9
MEDHELP NARROWS		9			9
MODMD LABORATORY		9			9
FLORIDA CENTER FOR DERMATOLOGY LABORATORY			9	100%	9
BAYFRONT HEALTH ST PETERSBURG		8	1	11%	9
CVS OH2342POCT WEST CHESTER		7	2	22%	9
MEDEXPRESS URGENT CARE - STAUNTON		5	4	44%	9
MINUTECLINIC MINUTECLINIC #4977		5	4	44%	9
CVS MO8556POCT KANSAS CITY		8	1	11%	9
MILLER COUNTY HOSPITAL		9			9
PEDIATRIC HEALTH CARE ALLIANCE			9	100%	9
SUNCREST OMNI		9			9
MINUTECLINIC DIAGNOSTIC OF KANSAS PA		9			9
WINTER PARK INTERNAL MEDICINE MD PA		7	2	22%	9
CVS OH3476POCT TIPP CITY		8	1	11%	9
CVS NJ862POCT MARLBORO		8	1	11%	9
NORTHEAST ALABAMA REGIONAL MEDICAL CENTER		6	3	33%	9
MEDEXPRESS URGENT CARE - SWANSEA, N ILLINOIS ST		8	1	11%	9
MEDEXPRESS URGENT CARE - WILLIAMSPORT		8	1	11%	9
CVS MINUTE CLINIC DIAG OF IND LLC #5206		8	1	11%	9
NORTHSHORE UNIVERSITY HEALTHSYSTEM EVANSTON HOSPITAL LAB			9	100%	9
FLORIDA MENTOR		7	2	22%	9
GLEN FALLS HOSPITAL DEPARTMENT OF PATHOLOGY		8	1	11%	9
MINUTECLINIC DIAGNOSTIC OF NEVADA #87		4	5	56%	9
PUTNAM FAMILY CARE INC		3	6	67%	9
FLORIDA SCHOOL FOR THE DEAF AND THE BLIND		1	8	89%	9
MINUTECLINIC DIAGNOSTIC OF TN PC #242		6	3	33%	9
ST VINCENT'S CHILTON		7	2	22%	9
CVS MD1881POCT DUNKIRK		9			9

# COVID-19: testing by laboratory

Data through May 15, 2021 verified as of May 16, 2021 at 09:25 AM

Data in this report are provisional and subject to change.

The numbers in the table below represent the number of Florida and non-Florida residents for whom test results were received by the Department of Health. A person can be tested by more than one laboratory and can have both positive and negative results. **Therefore, the sum of the numbers in each column will be larger than the total number of people tested.**

Reporting lab	Inconclusive	Negative	Positive	Percent positive	Total
MEDEXPRESS ELKINS		9			9
UCARE			9	100%	9
MOBILE RESPONSE DIAGNOSTICS LLC		8	1	11%	9
CVS CA9721POCT ARCADIA		9			9
CVS MA394POCT SEEKONK		9			9
WADSWORTH CENTER - DAVID AXELROD INSTITUTE		8	1	11%	9
ENCOMPASS HOME HEALTH OF THE SOUTHEAST LLC		9			9
CVS MA1852POCT MEDWAY		9			9
SOMA MEDICAL CENTER MD PA #7 PEDIATRICS			9	100%	9
MANATEE COUNTY CENTRAL JAIL		9			9
CVS MINUTE CLINIC DIAGNOSTIC OF NEW JERSEY		9			9
ADVENTHEALTH MEDICAL GROUP FAMILY AND INTERNAL		8	1	11%	9
ROSECASTLE			9	100%	9
ACCESS CARE MEDICAL GROUP LLC		2	7	78%	9
SV DIAGNOSTIC LAB			9	100%	9
HARMONIOUS HOME HEALTH, LLC		9			9
SYNEXUS CLINICAL RESEARCH US INC		2	7	78%	9
PRECISION GENETICS			9	100%	9
NORTHEAST FLORIDA HEALTH SERVICES, INC DBA FAMILY HEALTH SOURCE			9	100%	9
MINUTECLINIC # 21110		7	2	22%	9
CLEARWATER PEDIATRIC CARE		1	8	89%	9
CVS RI1717POCT 1 CVS DR			9	100%	9
CVS GA2841POCT LAWRENCEVILLE		9			9
KINDRED_AIMS		9			9
WATERFORD AT CREEKSIDE, THE			9	100%	9
ORLANDO HEALTH PHYSICIAN GROUP INC		6	3	33%	9
PALM BAY URGENT CARE PL		1	8	89%	9
MINUTECLINIC DIAGNOSTIC OF VIRGINIA, LLC #1656		9			9
MINUTECLINIC, LLC #03268		8	1	11%	9
CVS MINUTE CLINIC DIAGNOSTIC OF KANSAS, PA		9			9
SCHOOL OF PHARMACY AND PHARMACEUTICAL		9			9
SUNSHINE STATE DIALYSIS			9	100%	9
Sunset Lake Health and Rehabilitation Center		8	1	11%	9
MINUTE CLINIC LLC #1448		8	1	11%	9
OMNI			9	100%	9
CVS TN7289POCT SIGNAL MOUNTAIN		9			9
CVS PA4077POCT BELLE VERNON		9			9
ORLANDO FAMILY PHYSICIANS			9	100%	9
CAREPOINT CLINIC		5	3	38%	8
MINUTE CLINIC DIAGNOSTIC OF MICHIGAN PC		8			8
SURGOINSVILLE PHARMACY		8			8
BLOOMING GARDENS OF CARE INC		8			8
DOCTOR'S IN HOUSE LAB			8	100%	8
PROVIDENCE LABORATORY SERVICES		8			8
LAKE CONWAY URGENT CARE LLC		2	6	75%	8
MARTHA A PRICE MD PA		3	5	63%	8



# COVID-19: testing by laboratory

Data through May 15, 2021 verified as of May 16, 2021 at 09:25 AM

Data in this report are provisional and subject to change.

The numbers in the table below represent the number of Florida and non-Florida residents for whom test results were received by the Department of Health. A person can be tested by more than one laboratory and can have both positive and negative results. **Therefore, the sum of the numbers in each column will be larger than the total number of people tested.**

Reporting lab	Inconclusive	Negative	Positive	Percent positive	Total
CVS PA2582POCT SPRINGFIELD		6	2	25%	8
EP LTC PHARMACY		6	2	25%	8
MINUTECLINIC, LLC #03965		8			8
SIMPLE LABORATORIES LLC		8			8
MEDEXPRESS URGENT CARE - CULPEPER		8			8
MEDEXPRESS URGENT CARE PORT HURON		7	1	13%	8
LEWIS COUNTY MANOR		8			8
MEDEXPRESS URGENT CARE - EAST BRUNSWICK		8			8
CVS IL8747POCT CHICAGO		8			8
ADVANCED RESEARCH FOR HEALTH IMPROVEMENT		6	2	25%	8
Woodstock Nursing and Rehabilitation Center		8			8
Edward Hines, Jr. VA Hospital		7	1	13%	8
LEMOYNE COLLEGE WELLNESS CENTER FOR		8			8
CLAY PRIMARY & FAMILY CARE LLC			8	100%	8
MEDEXPRESS URGENT CARE - MT LEBANON		5	3	38%	8
PAUL GRECO MD CONCIERGE MEDICAL SERVICES PL		8			8
MINUTECLINIC DIAGNOSTIC OF OHIO #7790		6	2	25%	8
MINUTECLINIC, LLC #05038		8			8
ST CHARLES BEND LABORATORY		7	1	13%	8
PM PEDIATRICS OF BAYSIDE PLLC		8			8
CVS TX7825POCT FRISCO		7	1	13%	8
CVS KY4779POCT LOUISVILLE		6	2	25%	8
PIEDMONT HENRY HOSPITAL, INC		8			8
MEDEXPRESS URGENT CARE - IRVING		8			8
MEDEXPRESS URGENT CARE MORGANTOWN		8			8
NORTHSIDE GWINNETT HOSPITAL		7	1	13%	8
ALLINA HEALTH - ABBOTT NORTHWESTERN HOSPITAL		5	3	38%	8
INTERNAL MEDICINE ASSOCIATES OF JACKSON HOSPITAL			8	100%	8
BAPTIST OUTPATIENT			8	100%	8
DEPARTMENT OF HEALTH- CITRUS COUNTY		1	7	88%	8
INVESCLINIC US, LLC		8			8
AFC/DOCTORS EXPRESS NORTH BERGEN		6	2	25%	8
GEISINGER MEDICAL CENTER		2	6	75%	8
Nashville Central Laboratory		8			8
SLOPESIDE LABS AND TESTING, LLC - THE HIDEOUT AT BUTTERMILK MOUNTAIN		8			8
DR. PHILLIPS MEDICAL WELLNESS CENTER		4	4	50%	8
ALACHUA COUNTY HEALTH DEPARTMENT		1	7	88%	8
CVS OH3458POCT BEAVERCREEK		8			8
OHIO DEPARTMENT OF HEALTH			8	100%	8
LAB UNKNOW		6	2	25%	8
Charles George VAMC		8			8
FLORIDA DEPARTMENT OF HEALTH IN SARASOTA COUNTY		7	1	13%	8
CVS IN6551POCT MOORESVILLE		7	1	13%	8
ST. JOSEPH HOSPITAL AND HEALTH CARE INC.			8	100%	8
MINUTECLINIC DIAG OF IND, LLC #6648		6	2	25%	8
ADVENTHEALTH CAR CENTER APOPKA			8	100%	8

# COVID-19: testing by laboratory

Data through May 15, 2021 verified as of May 16, 2021 at 09:25 AM

Data in this report are provisional and subject to change.

The numbers in the table below represent the number of Florida and non-Florida residents for whom test results were received by the Department of Health. A person can be tested by more than one laboratory and can have both positive and negative results. **Therefore, the sum of the numbers in each column will be larger than the total number of people tested.**

Reporting lab	Inconclusive	Negative	Positive	Percent positive	Total
LAKE PEDIATRICS			8	100%	8
SOMA MEDICAL CENTER PA #3 GREENACRES			8	100%	8
GULF COAST PEDIATRICS OF SARASOTA PA		1	7	88%	8
CVS CA9103POCT ESCONDIDO		8			8
CVS OH2543POCT CANFIELD		5	3	38%	8
MEDEXPRESS URGENT CARE - GLENDALE		8			8
FHMG_FM AND IM AVALON PARK		2	6	75%	8
BIOTECH PHARMACEUTICAL GROUP LLC			8	100%	8
CVS MD4371POCT OCEAN CITY		8			8
OSWEGO HOSPITAL LABORATORY		7	1	13%	8
INTERNAL MEDICINE AND AESTHETICS OF NAPLES LLC		8			8
CVS OH6123POCT CINCINNATI		6	2	25%	8
MINUTECLINIC DIAGNOSTIC OF VIRGINIA, LLC		8			8
ORMOND BEACH CENTRA CARE			8	100%	8
CHIEFLAND MEDICAL CENTER		1	7	88%	8
BENEVA LAKES HEALTHCARE & REHAB CENTER			8	100%	8
FHCP-ORANGE CITY			8	100%	8
THE WOLFF CENTER FOR CHILD & ADOLESCENT HEALTH			8	100%	8
TERENCE B MITCHELL MD, INC		4	4	50%	8
HERNANDO PASCO HOSPICE INC		7	1	13%	8
NEW YORK PHYSICIANS LLP		8			8
BEECHTREE MOLECULAR LAB LLC			8	100%	8
CVS CA9963POCT SAN DIEGO		8			8
MINUTECLINIC, LLC #1796		7	1	13%	8
The Grand at Rome Nursing and Rehabilitation		8			8
NOVADX		2	6	75%	8
CVS NJ836POCT RUNNEMEDE		8			8
CVS PA1074POCT KENNETT SQUARE		7	1	13%	8
TRUE HEALTH		5	3	38%	8
TRUSTBRIDGE			8	100%	8
COMPASSION PEDIATRIC URGENT CARE LLC		2	6	75%	8
CVS NJ715POCT WAYNE		8			8
SANITAS LAUDERDALE LAKES			8	100%	8
MEDEXPRESS URGENT CARE MURRYSVILLE		6	2	25%	8
CVS CT718POCT ANSONIA		8			8
PHYSICIANS FOR CHILDREN			8	100%	8
HUNTINGTON VILLAGE URGENT CARE		8			8
WYOMING COUNTY COMMUNITY HOSPITAL LABORATORY		8			8
VENICE REGIONAL MEDICAL CENTER			8	100%	8
DIAGNOSTIC CLINIC		7	1	13%	8
WHITE SANDS OUTPATIENT SERVICES (WSOP SERVICES LLC		8			8
HARBORCHASE OF DR PHILLIPS		7	1	13%	8
DORAL URGENT CARE			8	100%	8
WALGREENS #10264		8			8
CIGNA ONSITE HEALTH LLC		2	6	75%	8
PARTNERS PHARMACY OF FLORIDA LLC		8			8

# COVID-19: testing by laboratory

Data through May 15, 2021 verified as of May 16, 2021 at 09:25 AM

Data in this report are provisional and subject to change.

The numbers in the table below represent the number of Florida and non-Florida residents for whom test results were received by the Department of Health. A person can be tested by more than one laboratory and can have both positive and negative results. **Therefore, the sum of the numbers in each column will be larger than the total number of people tested.**

Reporting lab	Inconclusive	Negative	Positive	Percent positive	Total
GENEUS DIAGNOSTICS			8	100%	8
HOLY NAME MEDICAL CENTER	1	6	1	13%	8
AIRCARE INTERNATIONAL		7	1	13%	8
PBC FOUND CARE INC			8	100%	8
ATLANTIC CONSOLIDATED LABORATORY		8			8
CARE ATC - CITY OF BOYNTON BEACH	1	2	5	63%	8
CVS NC7057POCT SHELBY		6	2	25%	8
MEDEXPRESS URGENT CARE - MIDLOTHIAN		7	1	13%	8
MEDEXPRESS - WILMINGTON CONCORD PIKE		7	1	13%	8
FOUNTAINVIEW BY FIVE STAR QUALITY CARE		7	1	13%	8
GOLISANO CHILDREN'S HOSPITAL OF SOUTHWEST FLORIDA		6	2	25%	8
GENE STREET LABORATORIES, LLC		6	2	25%	8
BARTON PARKER OD PC		8			8
LOVELACE MEDICAL CENTER		8			8
CVS HEALTH, #1994		6	2	25%	8
TIFT REGIONAL HLTH SYSTEM, INC DBA SOU		8			8
Enterprise Health and Rehabilitation Center		8			8
PUTNAM COUNTY EMERGENCY RESCUE SERVICE		5	3	38%	8
NORTHDAL REHABILITATION CENTER			8	100%	8
X-GENE MOLECULAR LABS		1	7	88%	8
MEDEXPRESS URGENT CARE - YORK		5	3	38%	8
ST CHARLES HOSPITAL LABORATORY		8			8
SYLVESTER AT PLANTATION LABORATORY		7	1	13%	8
DANIEL M LIBBY MD PLLC		8			8
FLORIDA HEART AND VASCULAR MULTISPECIALTY GROUP		8			8
EMBRY-RIDDLE AERONAUTICAL UNIVERSITY HEALTH			8	100%	8
MID-HUDSON VALLEY DIVISION OF WESTCHESTER MEDICAL		8			8
MINUTECLINIC, LLC #1452		8			8
ALLEGRO - TAMPA	1	4	3	38%	8
DOTHAN PEDIATRIC CLINIC			8	100%	8
HACKENSACK UNIV MED CTR-PATHOLOGY DEPT		8			8
CVS IN6713POCT BLOOMINGTON		8			8
DOCTOR'S IN-HOUSE LAB/COMMUNITY HEALTH CENTERS OF PINELLAS - CLEARWATE			8	100%	8
KIS URGENT CARE			8	100%	8
DOH JACKSONVILLE CENTRAL LABORATORY		3	5	63%	8
MINUTECLINIC DIAGNOSTIC OF VIRGINIA, LLC #1980		6	2	25%	8
CVS SC2250POCT COLUMBIA		8			8
Jewish Home of Rochester		8			8
MAGNOLIA PEDIATRICS GROUP LLC			8	100%	8
CVS NC5532POCT SUMMERFIELD		8			8
CONSULATE HEALTH CARE		7	1	13%	8
CVS IN8669POCT INDIANAPOLIS		7	1	13%	8
CVS NC6402POCT DAVIDSON		5	3	38%	8
MINUTECLINIC DIAG OF IND LLC #1138		7	1	13%	8
CVS PA1296POCT DREXEL HILL		6	2	25%	8
MINUTE-CLINIC DIAGNOSTIC OF VIRGINIA, LLC #3949		8			8

# COVID-19: testing by laboratory

Data through May 15, 2021 verified as of May 16, 2021 at 09:25 AM

Data in this report are provisional and subject to change.

The numbers in the table below represent the number of Florida and non-Florida residents for whom test results were received by the Department of Health. A person can be tested by more than one laboratory and can have both positive and negative results. **Therefore, the sum of the numbers in each column will be larger than the total number of people tested.**

Reporting lab	Inconclusive	Negative	Positive	Percent positive	Total
UNIVERSITY OF WASHINGTON MEDICAL CENTER			8	100%	8
MEDEXPRESS URGENT CARE, BUTLER		5	3	38%	8
DASCENA LABORATORY			8	100%	8
MEDEXPRESS URGENT CARE - STATE COLLEGE		6	2	25%	8
CVS IN6654POCT INDIANAPOLIS		7	1	13%	8
VENTURA HEALTH AND REHABILITATION CENTER		7	1	13%	8
EXECUTIVE MEDICAL SERVICES		8			8
LONGWOOD FAMILY MEDICINE		2	6	75%	8
Florida Clinical Laboratory		1	7	88%	8
Robert Wood Johnson University Hospital		6	2	25%	8
CAPRONA GROUP HOME		2	6	75%	8
JX REF LAB			8	100%	8
CVS MA507POCT LEOMINSTER		6	2	25%	8
MEDEXPRESS URGENT CARE - TARENTUM		6	2	25%	8
MEDEXPRESS URGENT CARE - CLARKSBURG		7	1	13%	8
NORTHSIDE MEDICAL CENTER		8			8
NEOGENOMICS LABORATORIES, INC		8			8
PALM BEACH COUNTY HEALTH DEPARTMENT LABORATORY			8	100%	8
VERMONT DEPARTMENT OF HEALTH		1	7	88%	8
ST CLOUD PHYSICIAN MANAGMENT LLC		7	1	13%	8
CVS NV9841POCT RENO		4	4	50%	8
THE READING HOSPITAL & MEDICAL CENTER			8	100%	8
MEDEXPRESS URGENT CARE - HOT SPRINGS		8			8
PHOEBE PUTNEY MEMORIAL HOSPITAL		8			8
ROBERT WOOD JOHNSON HOSPITAL		7	1	13%	8
MONROE URGENT CARE		7	1	13%	8
WELLIGENT		1	7	88%	8
COMPREHENSIVE CLINICAL RESEARCH, LLC			8	100%	8
HEALTHMARK REGIONAL HOSPITAL LAB		4	4	50%	8
MEDEXPRESS URGENT CARE-PASADENA		8			8
PANCARE HEALTH - KATE SMITH ELEMENTARY		1	7	88%	8
SEA LEVEL LABS			8	100%	8
Baptist Village Retirement Communities		8			8
MINUTECLINIC DIAG OF IND, LLC #6910		8			8
NORTHERN DUTCHESS HOSPITAL LABORATORY		6	2	25%	8
LIFE CARE CITRUS COUNTY			8	100%	8
MARION OAKS ASSISTED LIVING		8			8
COMPASSION PEDIATRICS		3	5	63%	8
ALL CHILDREN'S HOSPITAL		1	7	88%	8
CVS IN3975POCT JEFFERSONVILLE		5	3	38%	8
CVS ME329POCT PORTLAND		8			8
SARAH LAWRENCE COLLEGE HEALTH SERVICES		8			8
MINUTE-CLINIC DIAGNOSTIC OF VIRGINIA, LLC #794		7	1	13%	8
APEX HOME HEALTH CARE		7	1	13%	8
URGENT TEAM - MUSCLE SHOALS		8			8
TERRACINA LLC		2	6	75%	8

# COVID-19: testing by laboratory

Data through May 15, 2021 verified as of May 16, 2021 at 09:25 AM

Data in this report are provisional and subject to change.

The numbers in the table below represent the number of Florida and non-Florida residents for whom test results were received by the Department of Health. A person can be tested by more than one laboratory and can have both positive and negative results. **Therefore, the sum of the numbers in each column will be larger than the total number of people tested.**

Reporting lab	Inconclusive	Negative	Positive	Percent positive	Total
CVS CA8850POCT HUNTINGTON BEACH		6	1	14%	7
CVS OH2518POCT COLUMBUS		6	1	14%	7
ADVENTHEALTH MEDICAL GROUP INTERNAL MEDICINE AT		2	5	71%	7
CAMELLIA AT DEERWOOD		2	5	71%	7
BRADENTON PHYSICIANS MEDICAL CENTER			7	100%	7
LAKE NONA PEDIATRICS IN ASSOCIATION WITH NEMOURS		5	2	29%	7
LAKE CITY CORRECTIONAL FACILITY			7	100%	7
CVS MA957POCT WEST SPRINGFIELD		7			7
Rutgers Health Rwj University Hospital - Laboratory		4	3	43%	7
MINUTE CLINIC LLC #1831		7			7
CVS PA2687POCT EXTON		7			7
NEMOURS CHILDREN'S HOSPITAL			7	100%	7
GALLUP INDIAN MEDICAL CENTER		7			7
ADVENT HEALTH APOPKA		3	4	57%	7
CVS PA10034POCT PITTSBURGH		7			7
MD NOW MEDICAL CENTER			7	100%	7
PENN MEDICINE PRINCETON MEDICAL CENTER		6	1	14%	7
TESTD			7	100%	7
DOCTORS CLINICAL LABORATORY, INC		5	2	29%	7
Hiawatha Care Center		7			7
SOUTHERN CORRECTIONAL MEDICINE LLC		7			7
MCR HEALTH LAWTON CHILES ADMINISTRATION STE A		1	6	86%	7
WEXFORD HEALTH SOURCES INC		7			7
ECLRS		2	5	71%	7
PALM GARDEN OF SUN CITY			7	100%	7
MINUTECLINIC DIAGNOSTICS OF IND LLC		4	3	43%	7
MEDHELP TRUSSVILLE		6	1	14%	7
MEDEXPRESS URGENT CARE-MUNCIE		7			7
PANCARE HEALTH - HOSFORD SCHOOL			7	100%	7
LAWTON CHILES HEALTH CENTER		1	6	86%	7
CVS NJ2815POCT E BRUNSWICK		5	2	29%	7
FLORIDA ADDICTION AND RECOVERY CENTER INC		7			7
CVS PA813POCT RICHBORO		7			7
HAPPY KIDZ PEDIATRICS PL		6	1	14%	7
PUTNAM COUNTY PUBLIC HEALTH UNIT		5	2	29%	7
BROOKDALE LAKE ORIENTA			7	100%	7
CVS TX8322POCT AUSTIN		7			7
MEDEXPRESS URGENT CARE - HOLLINS		7			7
CVS OH10893POCT PARMA		4	3	43%	7
CANDLER HOSPITAL PATHOLOGY LABORATORY		5	2	29%	7
DALLAS COUNTY HEALTH AND HUMAN SERVICES			7	100%	7
Lenox on the Lake			7	100%	7
KINGSWAY MEDICAL CENTER INC		4	3	43%	7
QUE		4	3	43%	7
LYNMOORE,THE		7			7
GRACE WELLNESS CENTER LLC		6	1	14%	7

# COVID-19: testing by laboratory

Data through May 15, 2021 verified as of May 16, 2021 at 09:25 AM

Data in this report are provisional and subject to change.

The numbers in the table below represent the number of Florida and non-Florida residents for whom test results were received by the Department of Health. A person can be tested by more than one laboratory and can have both positive and negative results. **Therefore, the sum of the numbers in each column will be larger than the total number of people tested.**

Reporting lab	Inconclusive	Negative	Positive	Percent positive	Total
GENTRY PARK ORLANDO ASSISTED LIVING		6	1	14%	7
CARENOW URGENT CARE-MADISON		7			7
COVID TESTING LLC			7	100%	7
CVS PA1379POCT LANSDALE		6	1	14%	7
OCALA FAMILY MEDICAL CENTER		7			7
Ocoee Health Care Center		7			7
OPTUM PRIMARY CARE - FOUNTAIN OAKS		3	4	57%	7
BAYCARE MEDICAL GROUP, INC		6	1	14%	7
GUTHRIE CORNING HOSPITAL LABORATORY		7			7
MINUTECLINIC MINUTECLINIC #921		6	1	14%	7
NORTH FLORIDA MEDICAL CENTERS INC		1	6	86%	7
BALTIMORE CITY HEALTH DEPT COMMUNICABLE DISEASES AND EPIDEMIOLOGY			7	100%	7
PRIMBIO RESEARCH INSTITUTE LLC		7			7
LIZS ADULT CARE		7			7
FRESENIUS KIDNEY CARE FORT WALTON BEACH			7	100%	7
PRINCETON BMC LABORATORY		6	1	14%	7
MINUTECLINIC DIAGNOSTIC OF OHIO #2964		7			7
EL PARAISO HOME INC		7			7
MEDEXPRESS - COLLINSVILLE BELT LINE		5	2	29%	7
ST. LUCIE COUNTY HEALTH DEPARTMENT		5	2	29%	7
CVS MA299POCT WORCESTER		7			7
CARENOW URGENT CARE-SOUTHLAKE			7	100%	7
TRUE HEALTH DIAGNOSTICS		1	6	86%	7
CARESOUTH HHA HOLDINGS OF TALLAHASSEE LLC		7			7
HEARTLAND PEDIATRICS OF LAKE PLACID			7	100%	7
DOCTORS HOSPITAL OF AUGUSTA		7			7
CVS TN7698POCT KNOXVILLE		7			7
SALINE CARE NURSING & REHABILITATION CENTER		7			7
YORK HOSPITAL: MICROBIOLOGY			7	100%	7
LEVY COUNTY SHERIFF'S DEPT			7	100%	7
WALGREENS # 04440		6	1	14%	7
Englewood Health Care Center		7			7
CVS AZ9210POCT SCOTTSDALE		7			7
NYU WINTHROP HOSPITAL PATHOLOGY		7			7
DIAGNOSTIC & MEDICAL SPECIALISTS OF GREENWICH		5	2	29%	7
MAXHEALTH		5	2	29%	7
GARDENS PEDIATRICS			7	100%	7
SOUTH COM HEALTH CLINIC, DEPT. OF THE ARMY		7			7
SHEEPSHEAD BAY URGENT CARE		7			7
CENTRAL JERSEY URGENT CARE OF BROWN MI		7			7
EASTERN FLORIDA STATE COLLEGE - PALM BAY CAMPUS			7	100%	7
SOUTHEAST GEORGIA HEALTH SERVICES, LLC		7			7
NON-US			7	100%	7
CVS NM8918POCT ALBUQUERQUE		7			7
DIXIE COUNTY EMERGENCY SERVICES		1	6	86%	7
BELL-MINOR HOME		7			7

# COVID-19: testing by laboratory

Data through May 15, 2021 verified as of May 16, 2021 at 09:25 AM

Data in this report are provisional and subject to change.

The numbers in the table below represent the number of Florida and non-Florida residents for whom test results were received by the Department of Health. A person can be tested by more than one laboratory and can have both positive and negative results. **Therefore, the sum of the numbers in each column will be larger than the total number of people tested.**

Reporting lab	Inconclusive	Negative	Positive	Percent positive	Total
USCG SECTOR ST PETE		3	4	57%	7
CVS GA5622POCT DALLAS		5	2	29%	7
PEDIATRICS OF CENTRAL FLORIDA		5	2	29%	7
Consulate Health Care at West Altamonte			7	100%	7
AVON PARK PEDIATRICS			7	100%	7
KEYSTONE PLACE AT NAPLES PRESERVE		4	3	43%	7
LEPE'S HOUSE			7	100%	7
FAMILY MEDICINE MEDICAL DRIVE		7			7
APC PEDIATRICS			7	100%	7
FLORIDA CANCER SPECIALISTS & RESEARCH INSTITUTE		6	1	14%	7
RIVER OAKS TREATMENT CENTER			7	100%	7
CVS NJ837POCT MARLTON		7			7
Mitchell Hollingsworth Nursing and Rehab		7			7
MINUTECLINIC DIAGNOSTIC OF OHIO #6147		6	1	14%	7
NU WAVE MEDICAL CENTER			7	100%	7
TREASURE COAST INFECTIOUS DISEASE CONSULTANTS		4	3	43%	7
NOVANT HEALTH INPATIENT CARE		2	5	71%	7
IAN C BOYKIN MD		4	3	43%	7
EXPICARE NURSING AGENCY, INC		5	2	29%	7
LOUISIANA DEPT OF HEALTH			7	100%	7
HEALTH CARE LABORATORY SERVICES		1	6	86%	7
MEDEXPRESS URGENT CARE, CHAMBERSBURG		6	1	14%	7
MINUTECLINIC DIAGNOSTIC OF NEVADA-9586		6	1	14%	7
EASTSIDE MEDICAL CENTER		6	1	14%	7
HELIX MEDICAL CENTERS		1	6	86%	7
KANSAS DEPARTMENT OF HEALTH		2	5	71%	7
BETH ISRAEL DEACONESS MEDICAL CENTER			7	100%	7
MEDEXPRESS URGENT CARE - EWING		7			7
SANFORD MOBILE LAB		1	6	86%	7
SUPERIOR RESIDENCES AT CALA HILLS		7			7
CVS TX1104POCT ALLEN		6	1	14%	7
DOTHAN WEST FAMILY MEDICINE		5	2	29%	7
MOUNT SINAI BROOKLYN LABORATORY		6	1	14%	7
BLACK STALLION WALK IN AND EXERCISE CLINICS LLC		4	3	43%	7
CVS NC3853POCT BURLINGTON		5	2	29%	7
CVS MINUTE CLINIC DIAGNOSTIC OF TEXAS		6	1	14%	7
GAINESVILLE PEDIATRIC ASSOCIATES		1	6	86%	7
THE PALMS REHABILITATION AND HEALTHCARE CENTER		5	2	29%	7
PENINSULA CARE AND REHABILITATION CENTER			7	100%	7
JUPITER ISLAND PUBLIC SAFETY		5	2	29%	7
GRACE REHABILITATION CENTER OF VERO BEACH		4	3	43%	7
MEDEXPRESS URGENT CARE-SCOTT TOWNSHIP		6	1	14%	7
PEDIATRICS URGENT CARE, LLC			7	100%	7
FLORIDA PREMIER MEDICAL CARE PA			7	100%	7
CVS MA447POCT NORTHAMPTON		5	2	29%	7
COMMUNITY HEALTH CENTERS OF PINELLAS, INC		4	3	43%	7

# COVID-19: testing by laboratory

Data through May 15, 2021 verified as of May 16, 2021 at 09:25 AM

Data in this report are provisional and subject to change.

The numbers in the table below represent the number of Florida and non-Florida residents for whom test results were received by the Department of Health. A person can be tested by more than one laboratory and can have both positive and negative results. **Therefore, the sum of the numbers in each column will be larger than the total number of people tested.**

Reporting lab	Inconclusive	Negative	Positive	Percent positive	Total
NORTHSIDE HOSPITAL- CHEROKEE		5	2	29%	7
NELSON BIOLOGICAL			7	100%	7
CVS PA5241POCT CHALFONT		7			7
DOCTOR'S IN-HOUSE LAB/COMMUNITY HEALTH CENTERS OF PINELLAS -PINELLAS P			7	100%	7
MINUTECLINIC, LLC #1431		6	1	14%	7
MINUTECLINIC, LLC (CLINIC 10928)		7			7
PARADISE VILLA ALF INCORPORATED		7			7
CVS SC5479POCT INDIAN LAND		6	1	14%	7
MINUTECLINIC DIAG OF IND LLC #6998		6	1	14%	7
CVS SC4382POCT SPARTANBURG		7			7
CVS OH3080POCT HUBER HEIGHTS		6	1	14%	7
FLORIDA DEPARTMENT OF HEALTH IN MIAMI DADE COUNTY		5	2	29%	7
CVS CT750POCT ENFIELD		7			7
FLORIDA HOSPITAL APOPKA		6	1	14%	7
DELAWARE DEPARTMENT OF HEATH		6	1	14%	7
BOONE DRUG & HEALTHCARE AT DEERFIELD			7	100%	7
BOYKIN		7			7
Thermopolis Rehabilitation Wellness		7			7
CVS MINUTE CLINIC DIAGNOSTIC MED GRP OF CAL		6	1	14%	7
VICTORIAN MANOR		2	5	71%	7
PERSONAL PHYSICIAN CARE PA			7	100%	7
GREENVILLE MEMORIAL HOSPITAL LAB			7	100%	7
ENTRUST IMMEDIATE CARE			7	100%	7
LEE COUNTY HEALTH DEPARTMENT		4	3	43%	7
SOUTHEAST GEORGIA HEALTH SYSTEM, INC D		7			7
MINUTECLINIC OF NEVADA-2955 S FT APACH		7			7
PURECARE PHARMACY		6	1	14%	7
FLORIDA HOSPITAL KISSIMMEE		4	3	43%	7
Parkside Villa		7			7
ADVENTHEALTH MEDICALGROUP PEDIATRICS AT ORLANDO		7			7
WOMENS CARE FLORIDA LLC		5	2	29%	7
HOLY GARDEN ALF, INC.		7			7
CVS TN4624POCT KNOXVILLE		6	1	14%	7
VIERA PEDIATRICS		1	6	86%	7
Bon Secours Place		6	1	14%	7
NEMOURS CHILDRENS, LAKE NONA			7	100%	7
IRL MARKET LAB			7	100%	7
ABBAY MANOR RETIREMENT RESIDENCE INC		7			7
CVS GA5637POCT VILLA RICA		6	1	14%	7
WILDLIGHT LAB			7	100%	7
COMPLETE FAMILY CARE, LLC/UNIVERSITY OF SAINT MARY		7			7
CRESTWOOD MEDICAL CENTER		5	2	29%	7
MEDEXPRESS URGENT CARE-DUBOIS		7			7
KENDALL REGIONAL MEDICAL CNTR			7	100%	7
OCALA REGIONAL KIDNEY CENTER EAST		2	5	71%	7
MEDEXPRESS URGENT CARE - LOGAN		7			7



# COVID-19: testing by laboratory

Data through May 15, 2021 verified as of May 16, 2021 at 09:25 AM

Data in this report are provisional and subject to change.

The numbers in the table below represent the number of Florida and non-Florida residents for whom test results were received by the Department of Health. A person can be tested by more than one laboratory and can have both positive and negative results. **Therefore, the sum of the numbers in each column will be larger than the total number of people tested.**

Reporting lab	Inconclusive	Negative	Positive	Percent positive	Total
MANATEE PEDIATRICS			7	100%	7
CVS TX4397POCT CYPRESS		7			7
MINUTECLINIC DIAGNOSTIC OF KENTUCKY		7			7
WATAUGA MEDICAL CENTER		4	3	43%	7
MEDEXPRESS URGENT CARE-NESHANNOCK TWP		6	1	14%	7
YAZJI PEDIATRIC CARE LLC DBA TUKA PEDIATRICS			7	100%	7
ADVENTHEALTH CELEBRATION EMPLOYEE CLINIC		7			7
DEPARTMENT OF HEALTH AND HUMAN SERVICES STATE OF NEW HAMPSHIRE			7	100%	7
DEVANSH LAB WORKS		1	6	86%	7
MIAMI BEACH COMMUNITY HEALTH CENTER INC			7	100%	7
FLORIDA DIGESTIVE AND LIVER SPECIALIST		7			7
MEDEXPRESS URGENT CARE - BLUEFIELD		6	1	14%	7
BROWNE MEDICAL LLC		5	2	29%	7
MEDNOW URGENT CARE		3	3	50%	6
ST VINCENTS AMBULATORY CARE INC		3	3	50%	6
Northport VAMC		6			6
PBSO HEALTH AND WELLNESS CENTER		1	5	83%	6
STARMED FAMILY & URGENT CARE			6	100%	6
CVS IL5797POCT CAROL STREAM		6			6
UNILAB OF DADE INC			6	100%	6
MEDEXPRESS URGENT CARE - SUMMERSVILLE, WEBSTER RD		6			6
Advanced Care Center			6	100%	6
FAMILY TREE PRIMARY CARE		5	1	17%	6
CLINICAL ASSOCIATES OF ORLANDO LLC		6			6
GUTHRIE MEDICAL GROUP LABORATORIES		6			6
MEDEXPRESS URGENT CARE - MBURG COMMONS		5	1	17%	6
MEDEXPRESS URGENT CARE - NORTH LITTLE		5	1	17%	6
HELIX KH UC		1	5	83%	6
MEDEXPRESS - NEWARK		6			6
ATLANTIC COMMUNITY HIGH SCHOOL		5	1	17%	6
MINUTECLINIC DIAGNOSTIC OF NH, LLC (CL		5	1	17%	6
CVS TX10140POCT THE WOODLANDS		5	1	17%	6
MOBILE HEALTH MEDICAL SERVICES PC		6			6
POWERS PEDIATRICS			6	100%	6
CVS MI8049POCT WATERFORD		5	1	17%	6
COMPUNET CLINICAL LAB			6	100%	6
CURATIVE CARE CENTER INC		1	5	83%	6
CAREMOUNT MEDICAL PC		6			6
MCKENZIE-WILLAMETTE MEDICAL CENTER LAB		6			6
CVS CA9823POCT SACRAMENTO		6			6
ALL4KIDZ PEDIATRICS LLC		3	3	50%	6
MEDEXPRESS URGENT CARE - KOKOMO		6			6
ARC POINT LABS OF AUSTIN NORTH			6	100%	6
COVID RAPID LABS		1	5	83%	6
FHPG FAMILY MEDICAL CENTER OF TAMPA BAY		1	5	83%	6
FIVE TOWNS PREMIER REHABILITATION AND, THE		6			6

# COVID-19: testing by laboratory

Data through May 15, 2021 verified as of May 16, 2021 at 09:25 AM

Data in this report are provisional and subject to change.

The numbers in the table below represent the number of Florida and non-Florida residents for whom test results were received by the Department of Health. A person can be tested by more than one laboratory and can have both positive and negative results. **Therefore, the sum of the numbers in each column will be larger than the total number of people tested.**

Reporting lab	Inconclusive	Negative	Positive	Percent positive	Total
GENESIS FAMILY PRACTICE		3	3	50%	6
QUATRACOR PLLC		6			6
SOUTHERN OCEAN MEDICAL CENTER		6			6
BNR PHARMACY INC		6			6
CVS AZ5026POCT MESA		6			6
HENDRY REGIONAL CONVENIENT CARE CENTER			6	100%	6
MED EXPRESS URGENT CARE PC - MARYLAND		5	1	17%	6
NORTH FLORIDA PEDIATRICS JASPER			6	100%	6
MEDEXPRESS URGENT CARE SHADYSIDE		5	1	17%	6
JOSEF SCHENKER, MD, PC		6			6
WAKEMED		1	5	83%	6
ST BARNABAS HOSPITAL		6			6
UF HEALTH PATHOLOGY LABORATORIES			6	100%	6
FLORIDA DEPARTMENT OF HEALTH SEMINOLE COUNTY		1	5	83%	6
Kroger 673 - The Little Clinic Dallas		5	1	17%	6
CVS IN5696POCT FORT WAYNE		6			6
BETHESDA COMMUNITY HEALTH CENTER			6	100%	6
TALLAHASSEE MEMORIAL HEALTHCARE			6	100%	6
VILLAGES HEALTH, THE		4	2	33%	6
NORTH OKALOOSA CLINIC CORP		3	3	50%	6
CVS NATIONAL HARBOR MD2297714CV		6			6
REDMED OF CROSSTOWN		3	3	50%	6
KIDS CORNER PEDIATRICS PLLC		5	1	17%	6
QUALITY MEDICAL CARE			6	100%	6
SARASOTA IMMEDIATE CARE			6	100%	6
MEDEXPRESS URGENT CARE - LEDGEWOOD		5	1	17%	6
PROGRESS PHARMACY INC		1	5	83%	6
CVS KY2332POCT GEORGETOWN		5	1	17%	6
HILLSBOROUGH COUNTY HEALTH DEPARTMENT			6	100%	6
JERSEY SHORE MEDICAL CENTER		6			6
CELAL GUROL ERBAY, MD			6	100%	6
CVS IN6572POCT INDIANAPOLIS		6			6
PHYSICIANS URGENT CARE BERRY FARMS		4	2	33%	6
MEDEXPRESS URGENT CARE-PITTSFIELD		6			6
MEDEXPRESS URGENT CARE - VINELAND S MA		6			6
FLORIDA HEALTHCARE OF ORLANDO		1	5	83%	6
FLORIDA WOMAN CARE LABORATORY			6	100%	6
NORTHPORT MEDICAL CENTER LAB		6			6
WELLMED AT APOLLO BEACH BLVD		4	2	33%	6
THE WINDSOR OF OCALA		2	4	67%	6
LAKEVIEW TERRACE HOME HEALTH SERVICES LLC			6	100%	6
SOUTHEASTERN DERMATOLOGY GROUP PA		5	1	17%	6
PARADIGM LABORATORIES			6	100%	6
FLORIDA MEDICAL CLINIC -INTERNAL MED DADE CITY			6	100%	6
ORLANDO HEALTH PHYSICIAN GROUP			6	100%	6
PIEDMONT FAYETTE HOSPITAL		4	2	33%	6

# COVID-19: testing by laboratory

Data through May 15, 2021 verified as of May 16, 2021 at 09:25 AM

Data in this report are provisional and subject to change.

The numbers in the table below represent the number of Florida and non-Florida residents for whom test results were received by the Department of Health. A person can be tested by more than one laboratory and can have both positive and negative results. **Therefore, the sum of the numbers in each column will be larger than the total number of people tested.**

Reporting lab	Inconclusive	Negative	Positive	Percent positive	Total
CVS NH6596POCT HAMPTON		6			6
MINUTECLINIC DIAG OF IND LLC #6840		6			6
TEXAS MEDCLINIC			6	100%	6
RIVERVIEW ALF OPERATOR LLC		1	5	83%	6
Northwell Lab		2	4	67%	6
DELAWARE PUBLIC HEALTH LABORATORY		2	4	67%	6
CVS MO5655POCT LIBERTY		3	3	50%	6
HEARTLAND HOME HEALTH CARE		6			6
MINUTECLINIC DIAG OF IND, LLC #6553		6			6
TULLAHOMA HMA, LLC		5	1	17%	6
MEDEXPRESS URGENT CARE PENNSVILLE		4	2	33%	6
MARIANNA CBOC		6			6
Oakwood - North Baldwins Center for Living		6			6
CARL R DARNALL ARMY MEDICAL CENTER			6	100%	6
ALLEGRO FLEMING ISLAND		1	5	83%	6
PROHEALTH MED		1	5	83%	6
CAREWELL 301 - WARWICK			6	100%	6
MINUTECLINIC LLC #5041		2	4	67%	6
ELIAS KANAAN MD PA		6			6
DOCTORS OFFICE OF NEW JERSEY		6			6
QUICK CARE MED WALK IN AND URGENT CARE			6	100%	6
QUENTIN N BURDICK MEMORIAL HEALTH CARE		6			6
CVS SC5550POCT CLOVER		5	1	17%	6
DISCOVERY VILLAGE AT DEERWOOD			6	100%	6
CITIZENS BAPTIST MEDICAL CENTERS LAB		5	1	17%	6
MEDEXPRESS URGENT CARE PLEASANT HILLS		5	1	17%	6
ELITE MD GROUP INC		2	4	67%	6
PRINCIPLE HOSPICE SERVICE, LLC		1	5	83%	6
AARK LABORATORY		6			6
RIVER CITY PRIMARY AND URGENT CARE			6	100%	6
MINUTECLINIC MINUTECLINIC #3665		6			6
SAINT PETER'S UNIVERSITY HOSPITAL		6			6
URGENT CARE HOUSECALLS PA		5	1	17%	6
PUBLIC HEALTH LAB		6			6
CVS PA2688POCT COLLEGEVILLE		6			6
Army Residence Community		5	1	17%	6
MEDEXPRESS URGENT CARE - ELM GROVE		5	1	17%	6
CVS TN6414POCT SMYRNA		4	2	33%	6
MANATEE MEMORIAL HOSPITAL CLINICAL LABORATORY			6	100%	6
PELICAN LANDING		1	5	83%	6
IVY ROSEN MD PLLC		6			6
WELLMED AT FORT PIERCE		4	2	33%	6
TAMPA FAMILY HEALTH CENTER		1	5	83%	6
AMERICAN EAGLE LEESBURG AL LLC DBA VISTA LAKE			6	100%	6
OCHSNER MEDICAL CENTER			6	100%	6
PATHGROUP LABS, LLC		4	2	33%	6

# COVID-19: testing by laboratory

Data through May 15, 2021 verified as of May 16, 2021 at 09:25 AM

Data in this report are provisional and subject to change.

The numbers in the table below represent the number of Florida and non-Florida residents for whom test results were received by the Department of Health. A person can be tested by more than one laboratory and can have both positive and negative results. **Therefore, the sum of the numbers in each column will be larger than the total number of people tested.**

Reporting lab	Inconclusive	Negative	Positive	Percent positive	Total
ManorCare Rehabilitation Center- Decatur		6			6
OVIEDO CHILDRENS HEALTH CENTER LLC		1	5	83%	6
HOLLY HILL HOME INFUSION SERVICE		5	1	17%	6
CVS IL8744POCT BROOKFIELD		6			6
PALMETTO HEALTH ALLIANCE		3	3	50%	6
CVS NE8615POCT LINCOLN		5	1	17%	6
OURMED		5	1	17%	6
UW MEDICINE VIROLOGY LAB			6	100%	6
THE LITTLE CLINIC			6	100%	6
CVS TX7821POCT LEAGUE CITY		6			6
CVS OH3393POCT AURORA		5	1	17%	6
MEDEXPRESS URGENT CARE-HERSHEY		5	1	17%	6
BOCA VIPEDIATRICS			6	100%	6
WG WINDSOR WOODS SH LLC		6			6
MIAMI RESCUE MISSION CLINIC INC			6	100%	6
ASCENSION ST VINCENT'S CLAY COUNTY			6	100%	6
GOPATH LABORATORIES			6	100%	6
PENN NURSING CENTER		6			6
MINUTECLINIC DIAGNOSTIC OF TEXAS, LLC #7435		4	2	33%	6
MINUTECLINIC DIAGNOSTIC OF OHIO #6139		6			6
CVS MA1845POCT WILMINGTON		5	1	17%	6
PLEASANTVILLE OF SEBASTIAN LLC			6	100%	6
CONCENTRA			6	100%	6
MIZELL MEMORIAL HOSPITAL			6	100%	6
CVS OK6225POCT EDMOND		6			6
LUMADOC HEALTH		4	2	33%	6
CVS MA2172POCT NORTH GRAFTON		6			6
LPG COCONUT POINT - FAMILY/ INTERNAL MEDICINE		6			6
TAMIAMI LAB MILLENIUM			6	100%	6
MERCY URGENT CARE			6	100%	6
PRESBYTERIAN HOME		6			6
CVS MA1095POCT AMHERST		5	1	17%	6
ELITE MEDICAL CENTER		1	5	83%	6
UNIVERISTY OF MIAMI			6	100%	6
AMERICAN MEDICAL RESPONSE - DENVER		3	3	50%	6
ANTHONY-BROWN PHARMACY		6			6
RAPID MEDLAB (004MO)		5	1	17%	6
SUNSHINE LABORATORY LLC		6			6
CDRX INFUSION			6	100%	6
CVS MA2401POCT MARSHFIELD		5	1	17%	6
PALM HARBOR DERMATOLOGY		4	2	33%	6
CVS NV2928POCT LAS VEGAS		6			6
FIRST COAST CARDIOVASCULAR INSTITUTE PA			6	100%	6
MEDEXPRESS URGENT CARE - FREDERICK		6			6
MINUTECLINIC, LLC #07852		5	1	17%	6
MEDEXPRESS URGENT CARE - WEIRTON		6			6

# COVID-19: testing by laboratory

Data through May 15, 2021 verified as of May 16, 2021 at 09:25 AM

Data in this report are provisional and subject to change.

The numbers in the table below represent the number of Florida and non-Florida residents for whom test results were received by the Department of Health. A person can be tested by more than one laboratory and can have both positive and negative results. **Therefore, the sum of the numbers in each column will be larger than the total number of people tested.**

Reporting lab	Inconclusive	Negative	Positive	Percent positive	Total
Wilkes-Barre VAMC		6			6
CVS MO10053POCT SAINT PETERS		6			6
UT SOUTHWESTERN MEDICAL CENTER			6	100%	6
DEPARTMENT OF HEALTH AND HUMAN SERVICES DIVISION OF BEHAVIORAL HEALTH		1	5	83%	6
ADVANCED URGENT CARE OF MARATHON		1	5	83%	6
St. Josephs Hospital		4	2	33%	6
BAYCARE ALLIANT HOSPITAL			6	100%	6
UNILAB		2	4	67%	6
WALGREENS # 09788		6			6
VALSPAR CHAMPIONSHIP		6			6
RHEA MEDICAL CENTER		6			6
MERCY COLLEGE HEALTH OFFICE		6			6
MINUTECLINIC LLC (2335)		5	1	17%	6
ARLINGTON OF NAPLES		6			6
GENEVA GENERAL HOSPITAL LABORATORY		4	2	33%	6
CVS IL1170POCT JOLIET		6			6
CVS GA2279POCT SUWANEE		6			6
DOCS URGENT CARE		1	5	83%	6
FLORIDA MEDICAL SPECIALISTS		2	4	67%	6
UT MEMPHIS UNIVERSITY HEALTH SERVICES			6	100%	6
DAVISON HEALTH CENTER WESLEYAN UNIVERS		6			6
MEDEXPRESS URGENT CARE - PRINCETON		5	1	17%	6
MORRIS HALL/ST JOSEPH NURSING CENTER		6			6
ENIGMA DIAGNOSTIC, INC.			6	100%	6
BROWARD TRANSITIONAL CENTER			6	100%	6
CVS NC2771POCT CLAYTON		5	1	17%	6
PREMIER FAMILY HEALTH PA			6	100%	6
CAPITAL HEALTH PLAN LABORATORIES			6	100%	6
CVS AZ33POCT TEMPE		6			6
CVS NJ2508POCT MANALAPAN		6			6
BROWARD COUNTY HEALTH DEPT.			6	100%	6
HUNTERS CREEK PEDIATRICS		6			6
CVS MD1515POCT LEONARDTOWN		4	2	33%	6
TIMBER CREEK PEDIATRICS		6			6
GENTLE MEDICINE ASSOCIATES / DR. REGINE BATAILLE		6			6
ABSOLUTE HEALTH		5	1	17%	6
RADEAS			6	100%	6
LRHS Southeastern University		4	2	33%	6
ST LUKES HOSPITAL LABORATORY		2	4	67%	6
WALGREENS SARASOTA		5	1	17%	6
CVS SC4122POCT TAYLORS		6			6
CVS IL8750POCT CHICAGO		4	2	33%	6
BAYSHORE POINTE NURSING AND REHAB CENTER			6	100%	6
UPMC HEALTH SYSTEM		4	2	33%	6
RANDOLPH COUNTY HEALTH & REHABILITATIO		6			6
ADVENT HEALTH - TUSKAWILLA		4	2	33%	6

# COVID-19: testing by laboratory

Data through May 15, 2021 verified as of May 16, 2021 at 09:25 AM

Data in this report are provisional and subject to change.

The numbers in the table below represent the number of Florida and non-Florida residents for whom test results were received by the Department of Health. A person can be tested by more than one laboratory and can have both positive and negative results. **Therefore, the sum of the numbers in each column will be larger than the total number of people tested.**

Reporting lab	Inconclusive	Negative	Positive	Percent positive	Total
APALACHEE CENTER INC		4	2	33%	6
MAXCARE CLINIC			6	100%	6
MARSHALL MEDICAL CENTER SOUTH LAB		5	1	17%	6
FIFTH AVENUE PEDIATRICS		3	3	50%	6
WIREGRASS MEDICAL CENTER			6	100%	6
CHILDREN'S HOSPITAL OF PHILADELPHIA		5	1	17%	6
LOS ALAMOS NATIONAL LABORATORY		6			6
PR HEALTH		1	5	83%	6
SANTOS REHABILITATION CENTER INC			6	100%	6
Madison Health & Rehabilitation		6			6
CVS TX2263POCT SAN ANTONIO		6			6
MEDICAL CENTER AT OCEAN REEF		1	5	83%	6
BROOKDALE CLERMONT			6	100%	6
The Oaks of Clearwater		6			6
XPRESS URGENT CARE LLC		6			6
CENTRAL FLORIDA PRIMARY CARE			6	100%	6
MEDEXPRESS URGENT CARE - WAXAHACHIE, N HIGHWAY 77		4	2	33%	6
FLEET LANDING			6	100%	6
MINUTECLINIC, DIAGNOSTIC OF TEXAS, LLC		6			6
SIGNATURE URGENT CARE			6	100%	6
MINUTECLINIC, LLC #07876		5	1	17%	6
ADVENT HEALTH MEDICAL GROUP		5	1	17%	6
METALABDX		6			6
MINUTECLINIC DIAGNOSTIC OF TN PC #442		4	2	33%	6
MINUTECLINIC DIAGNOSTIC OF WISCONSIN, LLC		5	1	17%	6
RURAL HEALTH CARE INC			6	100%	6
MEDEXPRESS URGENT CARE - HUNTINGTON WE		6			6
PANCARE HEALTH - ALTHA PUBLIC			6	100%	6
CLINICAL CARE ASSOCIATES			6	100%	6
AMERICAN HEALTH ASSOC. LABORATORY SOUTH		4	2	33%	6
FAMILY CARE MEDICAL CENTER			6	100%	6
Kennedy University Hospital		5	1	17%	6
WELLSTAR DOUGLAS HOSPITAL LABORATORY		5			5
TMH PHYSICIAN PARTNERS SOUTHWOOD		1	4	80%	5
MD ANDERSON CANCER CENTER DI BAY AREA			5	100%	5
QUEST DIAGNOSTICS PSC		1	4	80%	5
STEUBEN COUNTY PUBLIC HEALTH		5			5
GENTLE HANDS MOBILE PHLEBOTOMY			5	100%	5
SOUTH FLORIDA FAMILY HEALTH & RESEARCH CTR			5	100%	5
WOODHULL MEDICAL AND MENTAL HEALTH CTR		5			5
LIVING WATERS MEDICAL CENTER			5	100%	5
LAFAYETTE NURSING AND REHAB			5	100%	5
MEDEXPRESS URGENT CARE - BECKLEY CROSS		4	1	20%	5
FLORIDA CLINICAL LABORATORY - BIOREFERENCE LABORATORIES		2	3	60%	5
URGENT TEAM MANAGEMENT OF TENNESSEE, L		4	1	20%	5
DIAGNOSTECHS		4	1	20%	5

# COVID-19: testing by laboratory

Data through May 15, 2021 verified as of May 16, 2021 at 09:25 AM

Data in this report are provisional and subject to change.

The numbers in the table below represent the number of Florida and non-Florida residents for whom test results were received by the Department of Health. A person can be tested by more than one laboratory and can have both positive and negative results. **Therefore, the sum of the numbers in each column will be larger than the total number of people tested.**

Reporting lab	Inconclusive	Negative	Positive	Percent positive	Total
MD NOW MEDICAL CENTER INC			5	100%	5
WILLOW CREEK RETIREMENT CENTER		5			5
ELDER ALTERNATIVES INC		3	2	40%	5
THE DOCTOR'S OFFICE OF WEST CALDWELL		5			5
CHAMPLAIN VALLEY PHYSICIANS HOSPITAL		3	2	40%	5
IPSUM DIAGNOSTICS LLC		5			5
PUTNAM HOSPITAL CENTER LABORATORY		5			5
AHC Decatur County		5			5
PRECISION LABS LLC		2	3	60%	5
LABS PLUS LLC		5			5
MASSASHUSETTS STATE LAB INSTITUTE		2	3	60%	5
MEDEXPRESS URGENT CARE - MOUNTAIN HOME		4	1	20%	5
RELIANT IMMUNE DIAGNOSTICS			5	100%	5
URGENT MED INC		3	2	40%	5
Oceanside Health & Rehabilitation Center		5			5
CLINICAL PATHOLOGY LABORATORIES			5	100%	5
BUEN PASTOR MEDICAL CENTER, INC			5	100%	5
CVS SC2269POCT COLUMBIA		4	1	20%	5
NORTHWOOD UNIVERSITY-BENNETT SPORTS CENTER		5			5
CARENOW URGENT CARE - CENTRAL AUSTIN		1	4	80%	5
CARE CENTER OF LAKE PLACID		1	4	80%	5
FINLAY		1	4	80%	5
CVS OH6149POCT UPPER ARLINGTON		2	3	60%	5
UNIVERISTY OF MEMPHIS ATHLETIC TRAINI		5			5
MEDEXPRESS URGENT CARE HUNTINGTON		5			5
KEYSTONE REHABILITATION AND HEALTH CENTER		1	4	80%	5
Samuel S. Stratton VAMC		5			5
MEDEXPRESS URGENT CARE - CHERRY HILL		5			5
PRL NYC PANDEMIC RESPONSE LAB			5	100%	5
OMNICARE PHARMACY OF TEXAS 1, LP DBA OMNICARE		5			5
LIFEPLUS HEALTHCARE GROUP INC		5			5
MEDEXPRESS URGENT CARE - SOUTH PARKERSBURG		5			5
FELICIDAD MEDICAL CENTER INC			5	100%	5
MID - FLORIDA PATHOLOGY LLC		1	4	80%	5
MINUTECLINIC DIAGNOSTIC MED GRP OF ORA		4	1	20%	5
RAS MEDICAL SOLUTIONS, LLC		4	1	20%	5
BROOME COUNTY HEALTH DEPARTMENT		4	1	20%	5
GULF COAST VETERANS HCS PANAMA CITY OPC		5			5
WASHINGTON STATE DEPARTMENT OF HEALTH PUBLIC HEALTH LABORATORIES			5	100%	5
FLAGLER HEALTH SERVICES INC			5	100%	5
FRESENIUS KIDNEY CARE SOUTH ORLANDO			5	100%	5
MEDEXPRESS URGENT CARE - WEST ST PAUL, ROBERT ST S		4	1	20%	5
NAVAL MEDICAL CENTER			5	100%	5
CVS AZ9290POCT PHOENIX		4	1	20%	5
LAKEVIEW HEALTHCARE SYSTEM LLC			5	100%	5
ALVARO J DANGOND MD PA		4	1	20%	5

# COVID-19: testing by laboratory

Data through May 15, 2021 verified as of May 16, 2021 at 09:25 AM

Data in this report are provisional and subject to change.

The numbers in the table below represent the number of Florida and non-Florida residents for whom test results were received by the Department of Health. A person can be tested by more than one laboratory and can have both positive and negative results. **Therefore, the sum of the numbers in each column will be larger than the total number of people tested.**

Reporting lab	Inconclusive	Negative	Positive	Percent positive	Total
INVERNESS FAMILY CARE HIGH RISK PLLC			5	100%	5
JOE DIMAGGIO CHILDREN'S HOSPITAL		1	4	80%	5
LAKE COUNTY DETENTION CENTER		3	2	40%	5
WYOMING PUBLIC HEALTH LAB			5	100%	5
MINUTECLINIC, LLC #7139		5			5
GIEBEIG FAMILY MEDICINE PA			5	100%	5
MASSENA HOSPITAL LABORATORY		5			5
ATLANTA PLUS URGENT CARE			5	100%	5
SEASIDE MANOR			5	100%	5
MINUTECLINIC DIAG OF IND, LLC #8645		5			5
IMMERSION RESIDENTIAL LLC			5	100%	5
NORTH SHORE HEMATOLOGY-ONCOLOGY ASSOCIATES, PC		5			5
FRESENIUS MEDICAL CARE			5	100%	5
AKRON GENERAL MEDICAL CENTER MAIN		5			5
MEDEXPRESS URGENT CARE - DANVILLE		5			5
XRL SXF REF LAB		5			5
MIAMI CANCER INSTITUTE			5	100%	5
REELFOOT FAMILY WALK IN CLINIC		4	1	20%	5
URGENT CARE COASTAL GA			5	100%	5
ADERHOLT MEDICAL, LLC		5			5
TANNER MEDICAL CENTER LABORATORY		4	1	20%	5
MEDEXPRESS URGENT CARE MARTINSBURG		3	2	40%	5
LPG PEDIATRICS AT CAPE CORAL		5			5
SONATA VERO BEACH		5			5
BROOKDALE NEW PORT RICHEY			5	100%	5
MIDDLEBURG VA CBOC		4	1	20%	5
ADVENTHEALTH GORDON		4	1	20%	5
WESTMINSTER SHORES			5	100%	5
SPRINGHILL SENIOR RESIDENCE		5			5
FALLSBURG CHAI		5			5
JACKSON SOUTH COMMUNITY HOSPITAL LAB			5	100%	5
FLORIDA DEPARTMENT OF HEALTH - INVERNESS		3	2	40%	5
NOVANT HEALTH UVA		2	3	60%	5
WEST PACIFIC MEDICAL LABORATORY			5	100%	5
PEDIATRICS OF CENTRAL FLORIDA - POINCIANA		3	2	40%	5
STVHCS - Dental Outpatient Clinic		5			5
MEDEXPRESS URGENT CARE - BECKLEY		3	2	40%	5
CVS AZ10150POCT PHOENIX		4	1	20%	5
CLEVELAND CLINIC MARTIN HEALTH NURSING & RESTORATIVE		5			5
MINUTECLINIC DIAG OF IND, LLC #6483		3	2	40%	5
HELIX URGENT CARE			5	100%	5
MANORCARE HEALTH SERVICES			5	100%	5
NEW YORK STATE DEPARTMENT OF HEALTH			5	100%	5
WHITE WILSON MEDICAL CENTER - FWB		1	4	80%	5
WELL HEALTH WORKS, LLC - THE GARDEN THEATER		5			5
PALM BEACH DIGESTIVE ASSOCIATES			5	100%	5



# COVID-19: testing by laboratory

Data through May 15, 2021 verified as of May 16, 2021 at 09:25 AM

Data in this report are provisional and subject to change.

The numbers in the table below represent the number of Florida and non-Florida residents for whom test results were received by the Department of Health. A person can be tested by more than one laboratory and can have both positive and negative results. **Therefore, the sum of the numbers in each column will be larger than the total number of people tested.**

Reporting lab	Inconclusive	Negative	Positive	Percent positive	Total
LabCorp of America			5	100%	5
PATIENT FIRST - ALLENTOWN			5	100%	5
MIAMI MEDICAL CONSULTANT PA			5	100%	5
RURAL/METRO MIDSOUTH,		5			5
NORTHERN MICHIGAN UNIVERSITY ATHLETICS		5			5
CVS OH2486POCT NILES		3	2	40%	5
INDIAN RIVER PRIMARY CARE PA		5			5
ADVENTHEALTH MEDICAL GROUP PEDIATRICS		2	3	60%	5
CFP PHYSICIANS GROUP			5	100%	5
Wynfield Park Health and Rehabilitation		5			5
ST JOSEPHS HOSPITAL PATHOLOGY LAB		4	1	20%	5
JOSEPH SCHENKER MD PC		5			5
VIBRA HEALTH LABORATORY			5	100%	5
ELITE CARE			5	100%	5
DICKSON MEDICAL ASSOCIATES PC PATH LAB		4	1	20%	5
CVS IN7653POCT EVANSVILLE		4	1	20%	5
SKYLINE UROLOGY		5			5
WELLMED AT SOUTH STUART		4	1	20%	5
PINECREST PEDIATRICS GROUP LLC			5	100%	5
BEACH HOUSE		5			5
CVS MA634POCT KINGSTON		4	1	20%	5
MEDEXPRESS - NEW CASTLE, DUPONT HWY		4	1	20%	5
PEDIATRIC URGENT HEALTH CARE			5	100%	5
MINUTECLINIC DIAG OF IND, LLC #5369		4	1	20%	5
MORGAN STANLEY HEALTH CENTER		5			5
MEDEXPRESS URGENT CARE FOX CHAPEL		5			5
PATIENT FIRST - LEESBURG			5	100%	5
CVS NC2749POCT CONCORD		5			5
MEDEXPRESS URGENT CARE - RUNNEMEDE		3	2	40%	5
BIOTECH CLINICAL LABORATORY			5	100%	5
CVS IL7017POCT BLOOMINGTON		5			5
FAMILY TREE DNA			5	100%	5
KETTERING HEALTH			5	100%	5
CVS IN6757POCT COLUMBUS		5			5
INNOVATIVE COVID-DIVERSEY			5	100%	5
WINCHESTER MEDICAL CENTER			5	100%	5
BOND & STEELE CLINIC PA D/B/A BOND CLINIC PA		5			5
MINUTECLINIC DIAGNOSTIC MED GRP OF SAN		4	1	20%	5
PHYSICIANS QUALITY CARE			5	100%	5
MEDICAL UNIVERSITY SC HOSPITAL			5	100%	5
SCIENCE CARE			5	100%	5
MONTCLAIR STATE UNIV/HLTH & WELLNESS		5			5
Louis Stokes Cleveland VA - Midtown Dialysis Center		5			5
JOHN T MACKAY MD			5	100%	5
FLORIDA HEALTH CARE PLANS STIRLING CENTER			5	100%	5
CVS PA1657POCT YORK		4	1	20%	5

# COVID-19: testing by laboratory

Data through May 15, 2021 verified as of May 16, 2021 at 09:25 AM

Data in this report are provisional and subject to change.

The numbers in the table below represent the number of Florida and non-Florida residents for whom test results were received by the Department of Health. A person can be tested by more than one laboratory and can have both positive and negative results. **Therefore, the sum of the numbers in each column will be larger than the total number of people tested.**

Reporting lab	Inconclusive	Negative	Positive	Percent positive	Total
PRECISION DIAGNOSTICS INC - NJ		5			5
COLUMBIA MEMORIAL HOSPITAL LABORATORY		5			5
FLORIDA HOSPITAL LAKE MARY		5			5
RIO PINAR HEALTH CARE			5	100%	5
MINNESOTA DEPARTMENT OF HEALTH PUBLIC HEALTH LABORATORY DIVISION	1		4	80%	5
GRADY MEMORIAL HOSPITAL/MICRO			5	100%	5
AMAVIDA		5			5
Rosedale Green		5			5
ST JOSEPHS BEHAVIORAL HEALTH CENTER			5	100%	5
SJH			5	100%	5
EAST CENTRAL FLORIDA OUT PATIENT IMAGING			5	100%	5
MINUTE CLINIC DIAGNOSTIC OF VIRGINIA, LLC #6292		4	1	20%	5
HELIX DIAGNOSTIX		2	3	60%	5
PINES HEALTH MART PHARMACY		5			5
WASHINGTON COLLEGE HEALTH SERVICES		5			5
CVS NE5714POCT OMAHA		4	1	20%	5
MEDEXPRESS URGENT CARE, MILLCREEK		5			5
KINGSTON RESIDENCE OF MARION		5			5
Life Care Center of Estero			5	100%	5
MARION COUNTY FIRE RESCUE		3	2	40%	5
Brookcrest Nursing Home		5			5
CITRUS HEALTH NETWORK INC		2	3	60%	5
MID FLORIDA HEALTH INC			5	100%	5
UNC HOSPITAL/MCLENDON CLINICAL LABORATORIES			5	100%	5
GOOD SAMARITAN HOSPITAL		3	2	40%	5
WYCLIFFE BIBLE TRANSLATORS		5			5
Arbors at Marietta		5			5
CARENOW URGENT CARE - WINTER SPRINGS		4	1	20%	5
THE CLINIC OF PEDIATRICS & GI MEDICINE, INC			5	100%	5
FARRIOR FACIAL PLASTIC SURGERY		5			5
CLINICAL LABORATORIES OF THE BUFFALO		4	1	20%	5
FRANCES WARDE MEDICAL LABORATORY		2	3	60%	5
SOUTH FLORIDA RESEARCH ORGANIZATION			5	100%	5
ALLIANCE FOR MULTISPECIALTY RESEARCH		5			5
SAN DIEGO COUNTY PUBLIC HEALTH LAB			5	100%	5
MINUTECLINIC DIAGNOSTIC OF OHIO #6192		5			5
MEMORIAL HEALTHCARE SYSTEM		1	4	80%	5
CELERION			5	100%	5
MINUTECLINIC DIAGNOSTIC OF OHIO #5060		4	1	20%	5
DAVENPORT PEDIATRICS PA		1	4	80%	5
ST LUCIE COUNTY HEALTH DEPARTMENT		4	1	20%	5
COVENANT COLLEGE HEALTH SERVICES		5			5
VA PRIMARY CARE ANNEX			5	100%	5
MEDEXPRESS URGENT CARE- ALLISON PARK		3	2	40%	5
FLORIDA PRIMARY CARE AND SPORTS MEDICINE INC		2	3	60%	5
BLUETAIL MEDICAL GROUP, LLC		4	1	20%	5

# COVID-19: testing by laboratory

Data through May 15, 2021 verified as of May 16, 2021 at 09:25 AM

Data in this report are provisional and subject to change.

The numbers in the table below represent the number of Florida and non-Florida residents for whom test results were received by the Department of Health. A person can be tested by more than one laboratory and can have both positive and negative results. **Therefore, the sum of the numbers in each column will be larger than the total number of people tested.**

Reporting lab	Inconclusive	Negative	Positive	Percent positive	Total
FOUNDCARE, INC			5	100%	5
NATURE COAST PRIMARY CARE LAB LLC		1	4	80%	5
CAREHERE LCS- EUSTIS			5	100%	5
MEDEXPRESS URGENT CARE - BRIDGEVILLE		5			5
WATERTOWN URGENT CARE PLLC		5			5
METHODIST HEALTHCARE UNIVERSITY HOSPIT		5			5
AUGUSTA HEALTH			5	100%	5
PHOEBE SUMTER MEDICAL CENTER LABORATORY		4	1	20%	5
ADVENTHEALTH MEDICAL GROUP COMMUNITY MEDICINE		4	1	20%	5
Walker BaptistMedCtr		4	1	20%	5
SOUTH BEND MEDICAL FOUNDATION			5	100%	5
EASTCHESTER PEDIATRIC MEDICAL GROUP		5			5
CVS PA258POCT MCKEES ROCKS		5			5
SUTTER TRACY COMMUNITY HOSPITAL			5	100%	5
MENORAH MANOR			5	100%	5
Kroger 449 - The Little Clinic Mountain Park		4	1	20%	5
ADVANCED PEDIATRICS OF BOCA LLC			5	100%	5
MEDICAL CENTER OF BLOUNTSTOWN			5	100%	5
AEL KNOXVILLE			5	100%	5
COPELAND MEDICAL CLINIC		3	2	40%	5
IVY CREEK URGENT CARE OF ENTERPRISE			5	100%	5
WALGREENS# 00323		5			5
LEVY COUNTY DEPT. OF PUBLIC SAFETY		2	3	60%	5
DELTONA VA CBOC		4	1	20%	5
FORSYTH HOUSE			5	100%	5
CVS MA2600POCT WEYMOUTH		4	1	20%	5
CYPRESS CREEK MEDICAL CENTER			5	100%	5
HAWTHORNE HEALTH AND REHABILITATION			5	100%	5
MINUTE CLINIC DIAGNOSTIC OF KANSAS PA		5			5
ADVANCED HEART CARE OF SOUTH FLORIDA		5			5
CAREMOUNT MEDICAL PC - BEDFORD URGENT		5			5
PORT ORANGE NURSING & REHAB			5	100%	5
OCCMED SOLUTIONS		2	3	60%	5
THE RETREAT AT PORT ORANGE			5	100%	5
Lake Mary Health and Rehabilitation Center		1	4	80%	5
OPTUMCARE FLORIDA, LLC		3	2	40%	5
CLINICAL CARE INC			5	100%	5
NIBHA MEDIRATTA MD PL			5	100%	5
CULLMAN REGIONAL MEDICAL CENTER		3	2	40%	5
RUSSELL SAGE COLLEGE WELLNESS CENTER		5			5
MINUTECLINIC LLC #3351			5	100%	5
REGIONAL MEDICAL CENTER BAYONET POINT			5	100%	5
CONCENTRA - ORLANDO SOUTH II		4	1	20%	5
PATIENT FIRST			5	100%	5
DEPARTMENT OF PATHOLOGY ROME MEMORIAL		3	2	40%	5
MEDEXPRESS URGENT CARE - WILKES BARRE		4	1	20%	5

# COVID-19: testing by laboratory

Data through May 15, 2021 verified as of May 16, 2021 at 09:25 AM

Data in this report are provisional and subject to change.

The numbers in the table below represent the number of Florida and non-Florida residents for whom test results were received by the Department of Health. A person can be tested by more than one laboratory and can have both positive and negative results. **Therefore, the sum of the numbers in each column will be larger than the total number of people tested.**

Reporting lab	Inconclusive	Negative	Positive	Percent positive	Total
ADVENTHEALTH MEDICAL GROUP PEDIATRICS AT APOPKA		5			5
CULLMAN REGIONAL URGENT CARE		4	1	20%	5
UNIVERSITY OF MIAMI / SCCC RESEARCH LABORATORY			5	100%	5
ARKANSAS DEPARTMENT OF HEALTH			5	100%	5
BAPTIST HEALTH - TOWN CENTER			5	100%	5
THONOTOSASSA COMMUNITY HEALTH CENTER		1	4	80%	5
CVS OH3329POCT LAKEWOOD		5			5
ATLANTIC SURGERY CENTER OF JACKSONVILLE BEACH		5			5
VA SALT LAKE CITY HCS		5			5
JUPITER ISLAND MEDICAL CLINIC INC		5			5
EGL GENETICS DIAGNOSTICS			5	100%	5
ELEVATION HEALTH LABORATORY		5			5
NORTH DADE NURSING AND REHABILITATION CENTER			5	100%	5
PEDIATRICS OF ALTAMONTE		5			5
COMMONS AT ORLANDO LUTHERAN TOWERS SNF			5	100%	5
Home Health Care Clinic		4	1	20%	5
MINUTECLINIC DIAG OF IND, LLC #6472		5			5
VEIL VALLEY MEDICAL CENTER			5	100%	5
CVS MA920POCT CLINTON		5			5
BAPTIST HOSPITAL EMPLOYEE HEALTH OFF			5	100%	5
CVS NV408817POCT LAS VEGAS		1	4	80%	5
COOPER HOSPITAL/UNIVERSITY MEDICAL		5			5
SOUTHEAST GEORGIA PHYSICIAN ASSOCIATES		4	1	20%	5
Birchaven		5			5
AHF PUBLIC HEALTH LABORATORY			5	100%	5
MONROE COUNTY DEPT OF PUBLIC HEALTH ST		5			5
MEDEXPRESS URGENT CARE - ROCKAWAY		5			5
CVS MA929POCT FRANKLIN		5			5
WOMACK ARMY MEDICAL CENTER			5	100%	5
BAYSHORE LABORATORY		4	1	20%	5
AMI ST FRANCIS HOSPITAL LABORATORY		4	1	20%	5
QUINTON MEMORIAL HEALTH CARE CENTER		5			5
EAST BANK HOSPITAL - UNIVERSITY OF MINNESOTA MEDICAL CENTER			5	100%	5
WILLIAM S MIDDLETON MEMORIAL VET HOSP		5			5
EXCEL URGENT CARE OF NJ, LLC		3	2	40%	5
FLORIDA PRIMARY & SPECIALTY CARE		5			5
PIEDMONT NEWNAN HOSPITAL		4	1	20%	5
MINUTECLINIC DIAGNOSTIC OF PENNSYLVANIA, LLD #1545		5			5
THE UNIVERSITY OF VERMONT MEDICAL CENTER		4	1	20%	5
SIENA COLLEGE SPORTS MEDICINE CENTER		5			5
CVS IL4778POCT EVANSTON		5			5
HUNT CLUB MEDICAL CARE			5	100%	5
MEDEXPRESS URGENT CARE LAVALLE		5			5
TANNER MEDICAL CENTER EAST AL		5			5
SAFETY HARBOR SENIOR LIVING			5	100%	5
MINUTECLINIC DIAGNOSTIC OF PENNSYLVAN		4	1	20%	5

# COVID-19: testing by laboratory

Data through May 15, 2021 verified as of May 16, 2021 at 09:25 AM

Data in this report are provisional and subject to change.

The numbers in the table below represent the number of Florida and non-Florida residents for whom test results were received by the Department of Health. A person can be tested by more than one laboratory and can have both positive and negative results. **Therefore, the sum of the numbers in each column will be larger than the total number of people tested.**

Reporting lab	Inconclusive	Negative	Positive	Percent positive	Total
Hillspring of Springboro		5			5
HEALTHCARE NETWORK OF SOUTHWEST FLORIDA			5	100%	5
UCF STUDENT HEALTH SERVICES LABORATORY		2	3	60%	5
APOLLO GARDENS RETIREMENT RESIDENCE CARE		5			5
VIDANT MEDICAL CENTER			5	100%	5
Arbors at Stow		5			5
LABCORP UNSPECIFIED		5			5
FASTCARE LLC			5	100%	5
MEDEXPRESS URGENT CARE- COLUMBIA HEIGH		5			5
MINUTECLINIC DIAGNOSTIC OF MICHIGAN, P		5			5
PREMIER MEDICAL LABORATORY	1	2	2	40%	5
CVS NC7548POCT FUQUAY VARINA		4	1	20%	5
ST JOHNS BIOMEDICAL LAB		5			5
ENT AND ALLERGY ASSOCIATES OF FLORIDA, LLC			5	100%	5
INTERNAL MEDICINE & PRIMARY CARE ASSOCIATES, PLC			5	100%	5
UNIVERSITY OF CHICAGO MEDICAL CENTER LAB			5	100%	5
WILSON PEDIATRICS			5	100%	5
PIEDMONT HOSPITAL LAB			5	100%	5
CVS MA217POCT TEWKSBURY		4	1	20%	5
PREMIER PEDIATRICS		1	4	80%	5
CVS SC1540POCT MYRTLE BEACH		4	1	20%	5
Park Ridge Nursing Center		3	2	40%	5
MEDEXPRESS URGENT CARE - WALDORF, CRAIN HWY		5			5
CVS TX5877POCT PEARLAND		5			5
OLEAN GENERAL HOSPITAL		5			5
MONTEFIORE MEDICAL CENTER LABS MONTEFIORE		4	1	20%	5
ALPHADERA LABS, LLC			5	100%	5
CVS NH1004POCT SALEM		4	1	20%	5
Kroger 099 - The Little Clinic Fort Collins		5			5
CARNEGIE HILL PEDIATRICS LLP		4	1	20%	5
THE DOCTORS CENTER HEALTHCARE-SOUTHSIDE		1	4	80%	5
PM PEDIATRICS OF SELDEN		3	2	40%	5
CVS CA9606POCT TEMECULA		5			5
BRIGHAM AND WOMEN'S HOSPITAL		1	4	80%	5
INFECTION CONTROL/ EMPHEALTH		3	2	40%	5
PHYSICIANS IMMEDIATE CARE ELGIN			5	100%	5
BOROPARK URGENT CARE		4	1	20%	5
REHABILITATION CENTER AT JUPITER GARDENS		5			5
RUSH UNIVERSITY MEDICAL CENTER LABORATORY			5	100%	5
CAPE COD HOSPITAL			5	100%	5
URGENT CARE OF ERWIN		5			5
JOHNNIE RUTH CLARKE LAB			4	100%	4
ST. MARY'S HOSPITAL			4	100%	4
UNIVERSITY OF MIAMI STUDENT HEALTH SERVICE			4	100%	4
CVS CT692POCT NORTH HAVEN		4			4
WILLIAM A HINTON STATE LABORATORY INSTITUTE		1	3	75%	4

# COVID-19: testing by laboratory

Data through May 15, 2021 verified as of May 16, 2021 at 09:25 AM

Data in this report are provisional and subject to change.

The numbers in the table below represent the number of Florida and non-Florida residents for whom test results were received by the Department of Health. A person can be tested by more than one laboratory and can have both positive and negative results. **Therefore, the sum of the numbers in each column will be larger than the total number of people tested.**

Reporting lab	Inconclusive	Negative	Positive	Percent positive	Total
HELIX BIOMEDICS LLC			4	100%	4
CVS OH6167POCT ASHLAND		4			4
Harbor House		4			4
DERMATOLOGY SPECIALISTS OF FL - DR. JON WARD			4	100%	4
CARENOW-LEBANON		2	2	50%	4
CANOPY PEDIATRICS		4			4
DR. G'S URGENT CARE			4	100%	4
COMMUNITY HEALTH CENTERS INC			4	100%	4
CVS CA9751POCT AGOURA		4			4
HEALTH EXPRESS URGENT CARE		2	2	50%	4
ELEVATION DIAGNOSTICS		4			4
FAMILY MEDICINE AT WINTER PARK			4	100%	4
MEDFIRST URGENT CARE			4	100%	4
DYNACARE LABORATORIES			4	100%	4
HALIFAX HEALTH CARE FOR WOMEN		3	1	25%	4
SONIC REFERENCE LABORATORY			4	100%	4
Kroger 186 - The Little Clinic Holiday Manor		3	1	25%	4
NOT GIVEN		1	3	75%	4
Glenis Dr VA Outpatient Clinic		3	1	25%	4
INDUSTRY LAB DIAGNOSTIC PARTNERS			4	100%	4
CAPITAL HEALTH LABORATORY INC			4	100%	4
UAB URGENT CARE CLINIC			4	100%	4
BAPTIST HOSPITAL NURSING/PATIENT CARE			4	100%	4
HILLVIEW LABORATORY			4	100%	4
OMNICARE PHARMACY OF TEXAS 1		4			4
NOVANT HEALTH PRESBYTERIAN		2	2	50%	4
INTERMOUNTAIN HEALTHCARE CENTRAL LABORATORY			4	100%	4
IMIC INC RESEARCH			4	100%	4
CVS NJ1927POCT GREEN BROOK		4			4
WE CARE - CARNIVAL CRUISELINE		4			4
REGIONAL MEDICAL LAB			4	100%	4
CAREWELL URGENT CARE			4	100%	4
Overton Brooks VAMC		4			4
SONNI'S PEDIATRICS		1	3	75%	4
SUMMIT CLINICAL LABORATORIES LLC			4	100%	4
GUTHRIE MEDICAL GROUP - CORNING		3	1	25%	4
MEDEXPRESS URGENT CARE - HACKETTSTOWN		3	1	25%	4
SOFTCELL L-FORM LABORATORIES, LLC		1	3	75%	4
WALGREENS #07034		4			4
CVS TX1057POCT SAN ANTONIO		3	1	25%	4
BE WELL PHARMACY		4			4
FLORIDA MEDICAL CENTER		1	3	75%	4
BAYLOR ESOTERIC AND MOLECULAR LAB			4	100%	4
SOUTHWESTERN REGIONAL MEDICAL CENTER - TULSA		4			4
MEDEXPRESS URGENT CARE - CINNAMINSON		3	1	25%	4
KAISER PERMANENTE REGIONAL LAB		4			4

# COVID-19: testing by laboratory

Data through May 15, 2021 verified as of May 16, 2021 at 09:25 AM

Data in this report are provisional and subject to change.

The numbers in the table below represent the number of Florida and non-Florida residents for whom test results were received by the Department of Health. A person can be tested by more than one laboratory and can have both positive and negative results. **Therefore, the sum of the numbers in each column will be larger than the total number of people tested.**

Reporting lab	Inconclusive	Negative	Positive	Percent positive	Total
FCHC (OB)-DARWIN SQUARE CTR.			4	100%	4
WESLEY CHAPEL INTERNAL MEDICINE AND PEDIATRICS			4	100%	4
ADVANCED URGENT CARE LLC		1	3	75%	4
REMEDY URGENT CLINIC		2	2	50%	4
CVS NH2257POCT MANCHESTER		4			4
ASPEN VALLEY HOSPITAL			4	100%	4
INTERMARKET FACILITY			4	100%	4
LOUISIANA DEPT. OF HEALTH AND HOSPITALS-INFECTIOUS DISEASE EPI SECTION			4	100%	4
PLAINVIEW PRIMARY CARE		4			4
University Plaza Rehabilitation and Nursing			4	100%	4
EPI			4	100%	4
MEDHELP PELHAM		4			4
APOPKA FAMILY HEALTH CENTER		3	1	25%	4
DEBORAH HEART AND LUNG CENTER		4			4
SOUTH MIAMI HOSPITAL		1	3	75%	4
UNIVERSITY OF MIAMI HOSPITALS & CLINIC			4	100%	4
HAWAII DEPARTMENT OF HEALTH			4	100%	4
COLONIAL MEDICAL CENTER-EAST ORLANDO			4	100%	4
Good Samaritan Society - Fairfield Glade		4			4
ADVENTHEALTH MEDICAL GROUP ADULT AND SENIOR HEALTH		1	3	75%	4
BIOTEST PLASMA CENTER		4			4
BETTERMED URGENT CARE			4	100%	4
DACH MAIN LAB			4	100%	4
CORTLAND REGIONAL MEDICAL CENTER		4			4
Metro West Nursing and Rehab			4	100%	4
RELIANT ACUTE CARE			4	100%	4
MEDRITE MEDICAL CARE PC		4			4
BRENTWOOD SENIOR LIVING AT ST PETE			4	100%	4
RENE F CEDENO DMD PA		4			4
CVS NV8784POCT LAS VEGAS		3	1	25%	4
CVS CA8872POCT ALISO VIEJO		4			4
ENGLE CENTER FOR HEALTH SERVICES		4			4
MARK HOANG MD PA			4	100%	4
AFC URGENT CARE GUNBARREL			4	100%	4
UNIVERSITY OF MICHIGAN		2	2	50%	4
SMOKY MOUNTAIN URGENT CARE AND FAMILY MEDICINE CENTER			4	100%	4
RML PHARMACY PC		4			4
ASCENSION ST VINCENT'S MEDICAL CENTER		3	1	25%	4
CVS M08555POCT KANSAS CITY		4			4
SOUTH FLORIDA PEDIATRIC PARTNERS			4	100%	4
FLORIDA DEPARTMENT OF HEALTH (FDOH)		2	2	50%	4
LEESBURG REGIONAL MEDICAL CENTER URGENT CARE			4	100%	4
L3HARRIS FAMILY MEDICAL CENTER			4	100%	4
CVS M04850POCT SPRINGFIELD		4			4
CVS TX3292POCT WYLIE		4			4
NHC HealthCare, Cookeville		4			4

# COVID-19: testing by laboratory

Data through May 15, 2021 verified as of May 16, 2021 at 09:25 AM

Data in this report are provisional and subject to change.

The numbers in the table below represent the number of Florida and non-Florida residents for whom test results were received by the Department of Health. A person can be tested by more than one laboratory and can have both positive and negative results. **Therefore, the sum of the numbers in each column will be larger than the total number of people tested.**

Reporting lab	Inconclusive	Negative	Positive	Percent positive	Total
IMA MEDICAL CENTER OF OVIEDO			4	100%	4
MD NOW URGENT CARE - DELRAY WEST			4	100%	4
1ST CHOICE URGENT CARE CENTER LLC		3	1	25%	4
CVS OH4499POCT LYNDHURST		2	2	50%	4
HOME DOCS		2	2	50%	4
WALGREENS #04311		4			4
Smoky Mountain Nursing and Rehabilitation Center		4			4
CHILDREN'S HEALTHCARE OF ATLANTA		4			4
NEMOURS CHILDREN'S URGENT CARE LAKE NONA			4	100%	4
ORANGE COUNTY HEALTH DEPARTMENT		2	2	50%	4
WINDER NURSING INC DBA WINDER HEALTH CARE		4			4
AFFINITY URGENT CARE			4	100%	4
REHABILITATION CENTER OF WINTER PARK,THE			4	100%	4
Crowne Health Care of Montgomery		4			4
CVS IL2297144CV CHICAGO		4			4
STANFORD HEALTH CARE ANATOMIC PATHOLOGY & CLINICAL LAB			4	100%	4
COVENIENT CARE MEDICAL CLINIC			4	100%	4
MIAMI COMMUNITY HEALTH CENTER INC		1	3	75%	4
MINUTECLINIC DIAGNOSTIC OF PA LLC		4			4
GERALD CHAMPION REGIONAL MEDICAL CENTE		4			4
PANCARE HEALTH YOUNGSTOWN			4	100%	4
MEDEXPRESS URGENT CARE - FORT SMITH		4			4
PRESBYTERIAN FAMILY HEALTHCARE-KASEMAN		4			4
MEDEXPRESS URGENT CARE - SOMERSET TOWNSHIP		4			4
MAILBOX DIAGNOSTICS		2	2	50%	4
MAURY REGIONAL MEDICAL CENTER		4			4
MERCY HOSPITAL			4	100%	4
MOUNT SINAI AVENTURA DIAGNOSTIC CENTER			4	100%	4
FLORIDA HEART AND VASCULAR			4	100%	4
Medilodge of Alpena		4			4
SIGNATURE CARE MONTROSE		2	2	50%	4
ST PETE DIRECT PRIMARY CARE		2	2	50%	4
CVS CA9492POCT YORBA LINDA		4			4
HARBORCHASE OF VILLAGES CROSSING			4	100%	4
Kroger 752 - The Little Clinic Central Station		3	1	25%	4
CAPTAIN JAMES A. LOVELL FEDERAL HEALTHCARE CENTER			4	100%	4
LIFE CARE HOME HEALTH SERVICES LLC		1	3	75%	4
Heartland of Boynton Beach			4	100%	4
MEDEXPRESS URGENT CARE, HANOVER		3	1	25%	4
Sears Coastal Nursing and Rehab		4			4
LAKE FOREST PARK OP CO LLC		4			4
Hunterdon Medical Center Laboratory		4			4
HACKENSACK MERIDIAN URGENT CARE, PC		4			4
PHYSICIANS IMMEDIATE CARE AURORA			4	100%	4
MAYO CLINIC BEACHES PRIMARY CARE CTR		3	1	25%	4
NDX-CORE LAB			4	100%	4



# COVID-19: testing by laboratory

Data through May 15, 2021 verified as of May 16, 2021 at 09:25 AM

Data in this report are provisional and subject to change.

The numbers in the table below represent the number of Florida and non-Florida residents for whom test results were received by the Department of Health. A person can be tested by more than one laboratory and can have both positive and negative results. **Therefore, the sum of the numbers in each column will be larger than the total number of people tested.**

Reporting lab	Inconclusive	Negative	Positive	Percent positive	Total
MOBIL LAB FOR ALL INC		4			4
ORLANDO REGIONAL HEALTH SERVICES		2	2	50%	4
MYKIDZMD PEDIATRICS PLLC		4			4
BARRANCO CLINIC PA, THE	1	3			4
MINUTECLINIC DIAG OF IND LLC #1367		4			4
Kennedy University Hospital -Wash Twp L		4			4
State Lab Unspecifd			4	100%	4
REFUGE A HEALING PLACE, THE			4	100%	4
John L. McClellan Memorial Veterans Hospital		4			4
SOUTHLAND SUITES OF LAKELAND			4	100%	4
OCEAN MEDICAL CENTER		3	1	25%	4
CVS CT288POCT BRISTOL		3	1	25%	4
TOTAL RENAL LAB		3	1	25%	4
ARCPPOINT LABS OF ALTAMONTE SPRINGS		2	2	50%	4
MARSHFIELD LABORATORIES			4	100%	4
GREEN BAY BLIZZARD OFFICE		4			4
STEAMBOAT EMERGENCY CENTER			4	100%	4
CARTERSVILLE MEDICAL CENTER		1	3	75%	4
ST. LUKE'S HOSPITAL - BETHLEHEM CAMPUS		1	3	75%	4
CONSULATE HEATH CARE AT WEST ALTAMONTE			4	100%	4
JERSEY IRISH MEDICAL (DBA AFC URGENT C		3	1	25%	4
SIMEDHEALTH, LLC		2	2	50%	4
ENCOMPASS HOME HEALTH		4			4
STONE CLINICAL LABORATORIES OF FL LLC		4			4
ACCESS RECOVERY SOLUTIONS LLC			4	100%	4
Westminster Manor		3	1	25%	4
PM PEDIATRICS OF BAYSIDE, PLLC - MANHASSET		4			4
CVS OH4300POCT STRONGSVILLE		4			4
GENUS DIAGNOSTICS			4	100%	4
FLORIDA HOSPITAL ALTAMONTE		2	2	50%	4
SUMNER REGIONAL MEDICAL CENTER		3	1	25%	4
SACRED HEART HEALTH SYSTEMS INC			4	100%	4
MEDICINE SHOPPE #1306 THE		3	1	25%	4
DEACONESS HOSPITAL			4	100%	4
CVS OH2381POCT LEWIS CENTER		4			4
HEARTLAND - CHARLESTON OF HANAHAN SC,		4			4
CVS MI8091POCT FRASER		3	1	25%	4
LIFEHOPE LABS			4	100%	4
MINUTECLINIC DIAGNOSTIC PA #3344		4			4
ACCENT PHYSICIAN SPECIALISTS PA		4			4
ManorCare Health Services Camp Hill		4			4
BELLIN HEALTH LAB		1	3	75%	4
INTRACOASTAL LABS INC		4			4
MEDEXPRESS URGENT CARE - ANDERSON		4			4
CVS PA10825POCT PLYMOUTH MEETING		4			4
LAHEY CLINIC MEDICAL CENTER			4	100%	4

# COVID-19: testing by laboratory

Data through May 15, 2021 verified as of May 16, 2021 at 09:25 AM

Data in this report are provisional and subject to change.

The numbers in the table below represent the number of Florida and non-Florida residents for whom test results were received by the Department of Health. A person can be tested by more than one laboratory and can have both positive and negative results. **Therefore, the sum of the numbers in each column will be larger than the total number of people tested.**

Reporting lab	Inconclusive	Negative	Positive	Percent positive	Total
Bay View Nursing and Rehabilitation Center		3	1	25%	4
BRANDON REGIONAL EMERGENCY CTR			4	100%	4
ACHN CLINIC			4	100%	4
OKLAHOMA STATE UNIVERSITY DIAGNOSTIC LAB			4	100%	4
MEDEXPRESS URGENT CARE, FAIRMONT		4			4
PATHOLOGY REFERENCE LAB LLC			4	100%	4
MEDEXPRESS URGENT CARE-ARLINGTON		3	1	25%	4
SOUTH FLORIDA URGENT CARE CENTERS, LLC			4	100%	4
AFTER HOURS PEDS			4	100%	4
LEON MEDICAL CENTERS, LLC			4	100%	4
AIRPORT CLINIC			4	100%	4
FAMILY MEDICINE AT WATERMAN		4			4
FLORIDA CANCER SPECIALISTS AND RESEARCH		2	2	50%	4
CVS PA1193POCT JENKINTOWN		4			4
MEDAC AT PORTERS NECK			4	100%	4
CVS IN6555POCT BROWNSBURG		4			4
Loretto Health and Rehabilitation Center		4			4
EAST TENNESSEE CHILDREN'S HOSPITAL		3	1	25%	4
Kroger 339 - The Little Clinic Highlands - Bardstown Road		4			4
PENINSULA REGIONAL MED CTR LAB			4	100%	4
OLYMPUS HEALTH AND PERFORMANCE			4	100%	4
FLORIDA HOSPITAL PHYSICIANS GROUP		1	3	75%	4
ASCENDI HOME HEALTH AGENCY INC			4	100%	4
MPG JACKSONVILLE ATLANTIC BLVD		1	3	75%	4
Kroger 124 - The Little Clinic University		3	1	25%	4
MEDEXPRESS URGENT CARE-SELINGSGROVE		3	1	25%	4
CVS OH6164POCT DELAWARE		4			4
CVS MINUTE CLINIC DIAGNOSTIC MED GRP		4			4
AHC of Mckenzie		4			4
MEDEXPRESS URGENT CARE - WEXFORD		4			4
15 TO KNOW			4	100%	4
Bethany Health and Rehab		4			4
CENTRAL FLORIDA WELLNESS LLC		4			4
CVS MA2297677CV BOSTON		4			4
MINUTECLINIC DIAGNOSTIC OF VIRGINIA, LLC #392		4			4
DTR LABS		3	1	25%	4
UNION CITY MANOR NURSING CENTER		4			4
LATCHER LABORATORY OF A O FOX MEMORIAL		2	2	50%	4
PDL PHARMACY CORP			4	100%	4
JUPITER INTERNAL MEDICINE AND ASSOCIATES			4	100%	4
SOUTH BAY CORRECTIONAL FACILITY			4	100%	4
Marian Manor, Inc		4			4
ROAN DRUG COMPANY LLC		4			4
MIDDLETON PEDIATRICS			4	100%	4
UF HEALTH PATHOLOGY LABORATORIES			4	100%	4
INFINITI LABS INC			4	100%	4

# COVID-19: testing by laboratory

Data through May 15, 2021 verified as of May 16, 2021 at 09:25 AM

Data in this report are provisional and subject to change.

The numbers in the table below represent the number of Florida and non-Florida residents for whom test results were received by the Department of Health. A person can be tested by more than one laboratory and can have both positive and negative results. **Therefore, the sum of the numbers in each column will be larger than the total number of people tested.**

Reporting lab	Inconclusive	Negative	Positive	Percent positive	Total
MEDEXPRESS URGENT CARE - TEAYS VALLEY		3	1	25%	4
POINTE MEDICAL SERVICES INC		2	2	50%	4
Health Care Center of Jacksonville			4	100%	4
FLORENCE - HUNTSVILLE HOSPITAL URGENT CARE		3	1	25%	4
MEDEXPRESS URGENT CARE - MARKHAM STREE		3	1	25%	4
OPTUM FLORIDA		3	1	25%	4
MOBILE URGENT CARE			4	100%	4
CVS CA9485POCT MISSION VIEJO		4			4
COVANCE CLS			4	100%	4
CVS PA4000POCT INDIANA		4			4
CVS CA9145POCT SANTEE		3	1	25%	4
MEDEXPRESS URGENT CARE-VINLAND SOUTH		3	1	25%	4
WHITE EARTH IHS MAIN LAB		4			4
ADMERIA HEALTH			4	100%	4
MINNESOTA DEPARTMENT OF HEALTH LABORATORY	1		3	75%	4
AIREVAC INTERNATIONAL		4			4
URGENT CARE OF THE SMOKIES			4	100%	4
PM PEDIATRICS OF SELDEN PLLC		4			4
SINAI PLAZA NURSING AND REHAB CENTER			4	100%	4
URGENT CARE - OCONEE		2	2	50%	4
Calusa Harbour			4	100%	4
ELIZABETH CITY HEALTH & REHABILITATION		4			4
COMMUNITY HEALTH CENTER OF WEST PALM BEACH			4	100%	4
PALM BEACH CANCER INSTITUTE			4	100%	4
WALGREENS #3811		1	3	75%	4
VITAL CARE URGENT CARE			4	100%	4
AURORA BAYCARE UROLOGY			4	100%	4
WAKE FOREST MEDICAL CENTER LABORATORY			4	100%	4
CVS CA8861POCT BUENA PARK		4			4
MC DIAGNOSTIC OF CONNECTICUT, PC #252		3	1	25%	4
EXTENDICARE HEALTH & REHAB CENTER		4			4
MINUTECLINIC DIAGNOSTIC OF NORTH CARO		4			4
MEDEXPRESS URGENT CARE, LANCASTER WEST		2	2	50%	4
LIVINGSTON COUNTY DEPT OF HEALTH REPRO			4	100%	4
DEPARTMENT OF HEALTH/ NEW YORK			4	100%	4
NEMOURS CHILDREN'S CLINIC			4	100%	4
OPTUM OF RED ROAD		4			4
SOMA MEDICAL CENTER PA #3 PALOMINO			4	100%	4
UNIVERSITY OF WASHINGTON MEDICAL CENTER (UWMC) EMERGENCY DEPT.			4	100%	4
UVA HEALTH SYSTEM MEDICAL LABORATORIES			4	100%	4
JFK INTERNAL MEDICINE FACULTY PRACTICE		2	2	50%	4
KENTUCKY CABINET FOR HEALTH AND FAMILY SERVICES			4	100%	4
NYC PUBLIC HEALTH LABS			4	100%	4
FHCP - ORMOND BEACH			4	100%	4
FLORIDA HEALTHCARE PLAN			4	100%	4
FLORIDA HOSPITAL LABORATORIES		4			4

# COVID-19: testing by laboratory

Data through May 15, 2021 verified as of May 16, 2021 at 09:25 AM

Data in this report are provisional and subject to change.

The numbers in the table below represent the number of Florida and non-Florida residents for whom test results were received by the Department of Health. A person can be tested by more than one laboratory and can have both positive and negative results. **Therefore, the sum of the numbers in each column will be larger than the total number of people tested.**

Reporting lab	Inconclusive	Negative	Positive	Percent positive	Total
HAMPTON ALF AT 24TH ROAD LLC			4	100%	4
LABQ CLINICAL DIAGNOSTICS		4			4
CAREWELL 202			4	100%	4
SUMMERFORD NURSING HOME, INC.		4			4
BETHESDA HOSPITAL WEST BLOOD GAS LAB			4	100%	4
LUVERNE HEALTH AND REHABILITATION		4			4
CVS IN6605POCT INDIANAPOLIS		3	1	25%	4
CVS CA9858POCT SANTA CLARITA		3	1	25%	4
ARCPPOINT LABS OF FORT LAUDERDALE, FL CENTRAL		1	3	75%	4
COMMUNITY PHYSICIANS OF NORTH PORT PA			4	100%	4
NAVAL HOSPITAL CAMP PENDLETON			4	100%	4
PRIMECARE		2	2	50%	4
MEMORIAL HEALTH CARE SYSTEMS			4	100%	4
TMH REHABILITATION CENTER		4			4
Crowne Health Care of Greenville		4			4
LAKE SIDE HOSPITAL BELLE GLADE			4	100%	4
THE OASIS ALF		4			4
BARTON MEMORIAL HOSPITAL		3	1	25%	4
CVS HEALTH, #5962		4			4
CELEBRATION PEDIATRICS			4	100%	4
PARKWAY DRUGS OF ONEIDA COUNTY NORTH I		3	1	25%	4
CVS MINUTE CLINIC		1	3	75%	4
FISHERMEN'S HOSPITAL			4	100%	4
Willowbrooke Court at Country House		4			4
INDIAN RIVER SHERIFF OFFICE		4			4
Kroger 125 - The Little Clinic Castle Rock		3	1	25%	4
MEDEXPRESS URGENT CARE NORWIN		4			4
MEDEXPRESS URGENT CARE - LITTLE ROCK		3	1	25%	4
TARPON SPRINGS PEDIATRICS, LLC			4	100%	4
HEALTHQUEST, INC		3	1	25%	4
CVS OH4301POCT NORTHFIELD		4			4
MEDEXPRESS URGENT CARE- FORT WORTH N T		4			4
CVS CA9497POCT IRVINE		4			4
MEADOWS AT CYPRESS GARDENS, THE		3	1	25%	4
MEDEXPRESS URGENT CARE - WESTFIELD, E MAIN ST		3	1	25%	4
PINELLAS POINT NURSING AND REHAB			4	100%	4
VA Ann Arbor HCS		3	1	25%	4
RAJ K PAI MD PA			4	100%	4
ELITE PRIMARY CARE OF WAYCROSS		1	3	75%	4
CVS MA1006POCT BROCKTON		4			4
MD ANDERSON			4	100%	4
HAVEN CUSTEAD CARE CENTER		1	3	75%	4
NEXT BIO RESEARCH SERVICES, LLC		1	3	75%	4
HAMILTON MEDICAL CENTER LABORATORY		2	2	50%	4
Georgiana Health and Rehabilitation, LLC		4			4
BAYSTATE MEDICAL CENTER		2	2	50%	4

# COVID-19: testing by laboratory

Data through May 15, 2021 verified as of May 16, 2021 at 09:25 AM

Data in this report are provisional and subject to change.

The numbers in the table below represent the number of Florida and non-Florida residents for whom test results were received by the Department of Health. A person can be tested by more than one laboratory and can have both positive and negative results. **Therefore, the sum of the numbers in each column will be larger than the total number of people tested.**

Reporting lab	Inconclusive	Negative	Positive	Percent positive	Total
Lakeview Village		4			4
RIVER CITY MEDICAL ASSOCIATES INC			4	100%	4
PEACEHEALTH LABORATORIES		3	1	25%	4
Kroger 895 - The Little Clinic Green Hills		4			4
CROSSROADS URGENT CARE PLLC		4			4
PROMPT CARE OF CENTRAL FLORIDA LLC		1	3	75%	4
MEDEXPRESS URGENT CARE - TULSA, S YALE AVE		4			4
SOUTHEASTERN REGIONAL MEDICAL CENTER			4	100%	4
MONTANA DEPARTMENT OF PUBLIC HEALTH & HUMAN SERVICES			4	100%	4
CVS MA2125POCT NATICK		3	1	25%	4
LAKE MARY PEDIATRICS			4	100%	4
PILGRIM PHARMACY INC		4			4
COOK HOSPITAL AND CARE CENTER		3	1	25%	4
BEAUFORT MEMORIAL			4	100%	4
CORIZON HEALTH INC			4	100%	4
SIGNATURE CARE EMERGENCY CENTER		2	2	50%	4
GASTROENTEROLOGY ASSOC OF PENSACOLA, PA		2	2	50%	4
CVS CA9803POCT RIVERSIDE		4			4
VA OUTPATIENT PHARMACY			4	100%	4
Millennium Nursing & Rehab Center		4			4
WELLSTREET BUCKHEAD SOUTH		3	1	25%	4
Mill Valley Care Center		4			4
CARE ONE PRIMARY CARE			4	100%	4
Oak Creek Terrace		4			4
HCR ManorCare Greentree		4			4
WELLSTAR PAULDING HOSPITAL		4			4
BETHPAGE MEDICAL PLLC		4			4
CENTRAL FLORIDA INTERNAL OCCUPATIONAL AND		4			4
FASTMED URGENT CARE			4	100%	4
PREMIER PEDIATRICS LLC			4	100%	4
FHPG TAMPA PRIMARY CARE			4	100%	4
DEPARTMENT OF HEALTH AND ENVIRONMENTAL CONTROL			4	100%	4
GILCHRIST COUNTY HEALTH DEPT			4	100%	4
DEPARTMENT OF HEALTH AND HUMAN SERVICES		2	2	50%	4
ADVENTHEALTH NEW SMYRNA BEACH COMMUNITY HEALTH			4	100%	4
MEDICAL CENTER ENTERPRISE			4	100%	4
TAVARES VA COMMUNITY OUTPATIENT CLINIC		4			4
MEDEXPRESS URGENT CARE - WICHITA, S SENECA ST		2	2	50%	4
SINAI POST ACUTE NURSING AND REHAB CE		4			4
CENTERPLACE HEALTH, INC			4	100%	4
CVS NC4169POCT FAYETTEVILLE		4			4
NEULIFE NEUROLOGICAL SERVICES LLC			4	100%	4
ST JOHN'S RIVERSIDE HOSPITAL		3	1	25%	4
CATSKILL REGIONAL MEDICAL CENTER		4			4
MICHIGAN HEALTH CLINIC LABORATORIES		3	1	25%	4
CVS MA915POCT BEVERLY		2	2	50%	4

# COVID-19: testing by laboratory

Data through May 15, 2021 verified as of May 16, 2021 at 09:25 AM

Data in this report are provisional and subject to change.

The numbers in the table below represent the number of Florida and non-Florida residents for whom test results were received by the Department of Health. A person can be tested by more than one laboratory and can have both positive and negative results. **Therefore, the sum of the numbers in each column will be larger than the total number of people tested.**

Reporting lab	Inconclusive	Negative	Positive	Percent positive	Total
VA Boston HCS-West Roxbury Division		3	1	25%	4
SPRINGHILL MEMORIAL HOSPITAL		4			4
GET WELL EXPRESS URGENT CARE & WALK-IN CLINIC			4	100%	4
OHIO CVS STORES		3	1	25%	4
SHARP MEMORIAL HOSPITAL MICROBIOLOGY DEPT			4	100%	4
CLINICAL CARE CENTER, INC			4	100%	4
LOYOLA UNIVERSITY MEDICAL CENTER LABORATORY			4	100%	4
MINUTECLINIC, LLC #5707		4			4
EMERALD TRACE		4			4
PANCARE HEALTH - PONCE DE LEON			4	100%	4
H/L of West Ashley Rehabilitation and Nursing Center		4			4
CVS MN6811POCT PLYMOUTH		4			4
BAPTIST HEALTH MEDICAL CENTER			4	100%	4
NHC HealthCare, Pulaski		4			4
CUMBERLAND MEDICAL CENTER INC		4			4
BETHPAGE EXTENDED HOURS CENTER		4			4
WELLSTREET - PONCE DE LEON		4			4
TRUE HEALTH- HOFFNER		3	1	25%	4
CVS TN7144POCT BARTLETT		4			4
CRESTAR LABS		2	2	50%	4
CVS TX5807POCT PEARLAND		4			4
SunTerrace Health Care Center		3	1	25%	4
CALLE OCHO DIALYSIS			4	100%	4
LB Broen Home		4			4
CVS MA969POCT PALMER		4			4
CVS TX7156POCT RICHARDSON		4			4
HARBOUR ISLAND PEDIATRICS LLC			4	100%	4
EXPRESS TESTING-ONE			4	100%	4
COVID PROCESSING SITE			4	100%	4
SANFORD SOUTH UNIVERSITY		4			4
CHILDREN'S MEDICAL GROUP		4			4
MEDEXPRESS URGENT CARE CHICOPEE		3	1	25%	4
Eldorado Rehab & Healthcare		4			4
Orchid Cove at Naples			4	100%	4
CONSOLIDATED LABORATORY SERVICES			4	100%	4
MINUTECLINIC DIAG OF IND, LLC #6908		4			4
BUCKINGHAM PLACE ALF		4			4
FAMILY MEDICAL CLINIC HOMESTEAD, LLC			4	100%	4
Kroger 959 - The Little Clinic Carmel		4			4
CVS MA654POCT ACTON		4			4
ANY LAB TEST FAST CORP		3	1	25%	4
SCRIPPS CLINIC MEDICAL			3	100%	3
ST CLOUD PHARMACY AND WELLNESS CENTER		2	1	33%	3
MARRA'S PHARMACY		3			3
MEMORIAL HERMANN CONSOLIDATED LABORATORY SERVICES			3	100%	3
NEW SMYRNA BEACH AMBULATORY CARE CTR		2	1	33%	3

# COVID-19: testing by laboratory

Data through May 15, 2021 verified as of May 16, 2021 at 09:25 AM

Data in this report are provisional and subject to change.

The numbers in the table below represent the number of Florida and non-Florida residents for whom test results were received by the Department of Health. A person can be tested by more than one laboratory and can have both positive and negative results. **Therefore, the sum of the numbers in each column will be larger than the total number of people tested.**

Reporting lab	Inconclusive	Negative	Positive	Percent positive	Total
NORTHWEST FLORIDA CLINICAL LAB		1	2	67%	3
MONTANA PUBLIC HEALTH LAB			3	100%	3
CVS OH2540POCT HILLIARD		3			3
Kroger 522 - The Little Clinic Gahanna		2	1	33%	3
MID-FLORIDA PATHOLOGY LLC - MOBILE UNIT # 3		1	2	67%	3
Sky View Rehabilitation and Health Care Center		3			3
INTERCOASTAL FAMILY PRATICE		1	2	67%	3
Biopharmaceutics Laboratory Section		3			3
MEDICAL CITY DALLAS HOSPITAL			3	100%	3
CVS KS676POCT LAWRENCE		2	1	33%	3
THOMAS LANGLEY			3	100%	3
HAMILTON COUNTY HEALTH DEPARTMENT		3			3
ROYAL PALM RETIREMENT CENTRE		3			3
SANIBEL MEDICAL CLINIC		1	2	67%	3
MEDEXPRESS URGENT CARE - LINKHORNE		3			3
BOLING, STEPHANIE		3			3
AFC URGENT CARE/FARRAGUT			3	100%	3
MEDI PARTNERS OF SOUTH FLORIDA		3			3
SISD EMPLOYEE HEALTH CLINIC			3	100%	3
NORTH SHORE HOSP. INFECTION CONTROL			3	100%	3
BEEBE MEDICAL CENTER LABORATORY		3			3
THE CENTER FOR DISCOVERY		3			3
INTERNAL MEDICINE AND WOUND CARE SPECIALIST LLC		3			3
ADVENTHEALTH WATERMAN COMMUNITY CLINIC			3	100%	3
WALGREENS NO 19542		3			3
NASSAU COUNTY HEALTH DEPARTMENT-FERNANDINA BEACH C		3			3
NORTHCREST MEDICAL CENTER		1	2	67%	3
EASTMAN HEALTHCARE & REHAB		3			3
PARRISH MEDICAL CENTER-WAIVED TESTING		3			3
Kroger 627 - The Little Clinic Castleberry		2	1	33%	3
Farmville Health & Rehab Center		3			3
COUNTRY COTTAGE		3			3
OPTUM PRIMARY CARE - SILVER LAKES			3	100%	3
PUBLIC HEALTH TRUST OF MIAMI DADE COUNTY			3	100%	3
ATLANTIS OUTPATIENT CENTER		3			3
FAST PACE URGENT CARE			3	100%	3
CVS IL2788POCT BUFFALO GROVE		3			3
LRHS Florida Poly Tech		3			3
PHYSICIANS MEDICAL CENTER		3			3
BROOKDALE OAKBRIDGE		1	2	67%	3
HUMC		1	2	67%	3
CENTURY LINK SPORTS COMPLEX			3	100%	3
WEST TN HEALTH MED NORTH		3			3
HARBORCHASE OF STUART			3	100%	3
NEWCARE PRIMARY MEDICINE			3	100%	3
ORLANDO AIRPORT DIALYSIS		3			3

# COVID-19: testing by laboratory

Data through May 15, 2021 verified as of May 16, 2021 at 09:25 AM

Data in this report are provisional and subject to change.

The numbers in the table below represent the number of Florida and non-Florida residents for whom test results were received by the Department of Health. A person can be tested by more than one laboratory and can have both positive and negative results. **Therefore, the sum of the numbers in each column will be larger than the total number of people tested.**

Reporting lab	Inconclusive	Negative	Positive	Percent positive	Total
MEDICAL SERVICES OF AMERICA HOME HEALTH		3			3
SUPER HEALTH PHARMACY LLC		3			3
ADRIANA M CASTRO MD PA		3			3
HOPE HEALTH CARE, LLC		3			3
ASANTE THREE RIVERS MEDICAL CENTER LAB		3			3
Schoolcraft Medical Care Facility		3			3
NORTH BROWARD HOSPITAL DISTRICT HEALTHCARE FOR THE HOMELESS			3	100%	3
CVS PA2296POCT MACUNGIE		3			3
BRADENTON PHYSICIAN MEDICAL CENTER			3	100%	3
WALGREENS #07502		3			3
EAST NAPLES PEDIATRICS			3	100%	3
SOUTH COUNTY MENTAL HEALTH CENTER INC			3	100%	3
NORTH CAROLINA DEPT OF HEALTH & HUMAN SRVCS STATE LAB OF PUBLIC HEALTH			3	100%	3
ACCESS 365 URGENT CARE LLC		1	2	67%	3
ESCO DRUG CO INC		3			3
WEILL CORNELL MEDICAL ASSOCIATES - EAST SIDE		3			3
FREDERICK MEMORIAL HOSPITAL			3	100%	3
CVS MN663POCT APPLE VALLEY		2	1	33%	3
WALGREENS #11329		3			3
OPP HEALTH AND REHABILITATION		3			3
SOUTHEAST GEORGIA HEALTH SYSTEM BRUNS		3			3
C19 LABS			3	100%	3
CANOPY AT HARPER LAKE, THE			3	100%	3
COOSA VALLEY HEALTHCARE CENTER LLC		3			3
Hackensack Univ Medical Center At Pasc		2	1	33%	3
PREMIER MOBILE HEALTH SERVICES, LLC		1	2	67%	3
PARKLAND HEALTH & HOSPITAL			3	100%	3
CVS PA7132POCT THORNDALE		3			3
ACL LABORATORIES INDUSTRIAL TOXICOLOGY			3	100%	3
COOPER UNIVERSITY HOSPITAL LABORATORY		2	1	33%	3
MID FLORIDA CLINICAL LABORATORY		2	1	33%	3
Concordia Village of Tampa			3	100%	3
MEMORIAL HOSPITAL OF TAMPA			3	100%	3
IOWA DEPARTMENT OF PUBLIC HEALTH			3	100%	3
EVENING PEDIATRICS INC		1	2	67%	3
TERRACE OF ST CLOUD, THE		2	1	33%	3
Grandview Health Care Center		3			3
Kings County Hospital Center			3	100%	3
Kroger 388 - The Little Clinic Braelinn Village		3			3
OMNI HEALTHCARE INC		1	2	67%	3
RESOLUTE PAIN SOLUTIONS		3			3
IP BOISE 1		2	1	33%	3
Maple Lawn MCF		3			3
VIRGINIA DIVISION OF CONSOLIDATED LABORATORIES			3	100%	3
CAPTIAL REGIONAL MEDICAL CENTER			3	100%	3
MEDEXPRESS URGENT CARE-BLOOMFIELD AVEN		2	1	33%	3



# COVID-19: testing by laboratory

Data through May 15, 2021 verified as of May 16, 2021 at 09:25 AM

Data in this report are provisional and subject to change.

The numbers in the table below represent the number of Florida and non-Florida residents for whom test results were received by the Department of Health. A person can be tested by more than one laboratory and can have both positive and negative results. **Therefore, the sum of the numbers in each column will be larger than the total number of people tested.**

Reporting lab	Inconclusive	Negative	Positive	Percent positive	Total
DELRAY BEACH HEALTH DEPT LAB			3	100%	3
F W HUSTON MEDICAL CENTER SENIOR LIVIN		3			3
DUKE UNIVERSITY POINT OF CARE TESTING PROGRAM			3	100%	3
HELIX LW UC		1	2	67%	3
DIGNITY HEALING LLC			3	100%	3
PALM COTTAGE OPERATOR LLC		2	1	33%	3
MED FUSION			3	100%	3
PEDIATRICS IN NORTH FLORIDA PA			3	100%	3
CORTLAND COUNTY HEALTH DEPARTMENT		3			3
CHEROKEE COUNTY HEALTH AND REHAB CENTER		3			3
CROSSROADS URGENT CARE DBA URGENT TEA		3			3
VAULT MEDICAL SERVICES		2	1	33%	3
MASSACHUSETTS DEPARTMENT OF HEALTH			3	100%	3
CVS IN6608POCT NEW PALESTINE		1	2	67%	3
MANATEE URGENT CARE LLC			3	100%	3
MARLBORO URGENT CARE		3			3
CVS PA371POCT PHILADELPHIA		3			3
ADVANCED URGENT CARE CENTER OF THE UPPER KEYS		1	2	67%	3
NEWSTAR MEDICAL LABORATORIES		3			3
PIEDMONT MOUNTAINSIDE HOSPITAL LAB - E		3			3
TAMPA INTERNATIONAL AIRPORT			3	100%	3
UHEALTH CORAL SPRINGS			3	100%	3
FAMILY CARE SPECIALISTS OF ORLANDO			3	100%	3
ACCESS LABORATORIES LLC			3	100%	3
FRESENIUS KIDNEY CARE			3	100%	3
MEDEXPRESS URGENT CARE - WHEELING		2	1	33%	3
TRISTAR WELLNESS, LLC		3			3
Crowne Health Care of Mobile		3			3
MEDEXPRESS URGENT CARE - O'FALLON		3			3
CAMPAZZI CONCIERGE MEDICAL SERVICES		2	1	33%	3
MINUTECLINIC #1773		3			3
Domiciliary Rehab & Residential Treatment Program		3			3
Jackson Health Care Facility		1	2	67%	3
ALLIANCE LABS @LRMC			3	100%	3
SPARROW CENTRAL LAB			3	100%	3
WATERS PEDIATRIC CENTER			3	100%	3
LEGACY ER & URGENT CARE - FRISCO WEST			3	100%	3
ORCHID COVE DAYTONA			3	100%	3
GRASSY SPRAIN PHARMACY INC		3			3
BROOKDALE SENIOR LIVING			3	100%	3
Kroger 571 - The Little Clinic Hendersonville		1	2	67%	3
PALM COAST DIALYSIS		2	1	33%	3
PRIMARY & URGENT CARE CENTERS			3	100%	3
B2 URGENT CARE		1	2	67%	3
QUEST DIAGNOSTICS CLINICAL LABORATORIES INC		2	1	33%	3
ALCALA PHARMACEUTICALS			3	100%	3

# COVID-19: testing by laboratory

Data through May 15, 2021 verified as of May 16, 2021 at 09:25 AM

Data in this report are provisional and subject to change.

The numbers in the table below represent the number of Florida and non-Florida residents for whom test results were received by the Department of Health. A person can be tested by more than one laboratory and can have both positive and negative results. **Therefore, the sum of the numbers in each column will be larger than the total number of people tested.**

Reporting lab	Inconclusive	Negative	Positive	Percent positive	Total
WAKULLA URGENT CARE & DIAGNOSTIC			3	100%	3
SHANDS AT LAKE SHORE LAB		1	2	67%	3
Bainbridge Health and Rehab		3			3
PLANT CITY FAMILY CARE		3			3
HEALTH AND WELLNESS URGENT CARE LLC			3	100%	3
MUNSON MEDICAL CENTER			3	100%	3
CVS MA335POCT RAYNHAM		3			3
Diversicare of Ripley		3			3
CURATIVE TEXAS			3	100%	3
TIEHH BIOTERRORISM RESPONSE LAB			3	100%	3
PEDIATRICS BY THE SEA JOG RD OFFICE			3	100%	3
SEMINOLE FAMILY HEALTH CENTER		3			3
BNJ		3			3
UHEALTH JACKSON URGENT CARE - CUTLER BAY		1	2	67%	3
Michael J Crescenz VA Outpatient Dialysis Center		3			3
NORTHWELL HEALTH			3	100%	3
BROADWAY HEALTH FLORIDA MEDICAL CLINIC URGENT CARE			3	100%	3
HOUSTON MEDICAL CENTER			3	100%	3
AVALON MEDICAL GROUP		1	2	67%	3
CONCENTRA - PLANTATION		3			3
WISE HEALTH SYSTEM		1	2	67%	3
HOMELAND CENTER		3			3
SOUTH LAKE FAMILY HEALTH CENTER			3	100%	3
SURETOX LABORATORY LLC		2	1	33%	3
OHIO DEPARTMENT OF HEALTH LABORATORY		2	1	33%	3
ALABAMA MEDICAL GROUP PC		2	1	33%	3
BOND & STEELE CLINIC, PA			3	100%	3
DOCTOR 4 U CLINIC		1	2	67%	3
SAFE PMC		3			3
SUMMIT MEDICAL GROUP - WEST ORANGE		3			3
SOLERA SPECIALTY PHARMACY LLC		2	1	33%	3
Walgreens #5984		3			3
BAPTIST OUTPATIENT SERVICES			3	100%	3
CLEARWATER		2	1	33%	3
MINUTECLINIC DIAGNOSTIC, PA		3			3
Florida Baptist Retirement Center		1	2	67%	3
FOUR WINDS BEHAVIORAL HEALTH		3			3
CEDAR CREST HEALTH CENTER		3			3
VA OUTPATIENT CLINIC-NEW PORT RICHEY			3	100%	3
UNIVERSITY OF KANSAS MEDICAL CENTER			3	100%	3
WALGREENS #01456		3			3
NEMOURS CHILDREN'S PRIMARY CARE, LONGWOOD			3	100%	3
VELOCITY URGENT CARE			3	100%	3
QUALITY LABORATORY SERVICE		2	1	33%	3
Providence VAMC		3			3
VIRGINIA DEPARTMENT OF HEALTH DIVISION OF			3	100%	3

# COVID-19: testing by laboratory

Data through May 15, 2021 verified as of May 16, 2021 at 09:25 AM

Data in this report are provisional and subject to change.

The numbers in the table below represent the number of Florida and non-Florida residents for whom test results were received by the Department of Health. A person can be tested by more than one laboratory and can have both positive and negative results. **Therefore, the sum of the numbers in each column will be larger than the total number of people tested.**

Reporting lab	Inconclusive	Negative	Positive	Percent positive	Total
MEDFUSION		2	1	33%	3
INSPIRA MEDICAL CENTER VINELAND LAB		2	1	33%	3
MERCY HEALTH			3	100%	3
BROOKDALE LAKE MARY			3	100%	3
NEXTCARE WYOMING LLC			3	100%	3
TRUE HEALTH - LAKE UNDERHILL		3			3
ADVANCED MEDICAL RESEARCH CENTER LLC			3	100%	3
SAN JUAN REGIONAL MEDICAL CENTER		3			3
EFFINGHAM HOSP, INC, DBA EFFINGHAM HEALTH		3			3
CVS - MINUTECLINIC			3	100%	3
NEW YORK STATE DEPARTMENT OF HEALTH		1	2	67%	3
NASSAU COUNTY HEALTH DEPARTMENT		3			3
CVS IL2798POCT CHICAGO		1	2	67%	3
CVS SC4288POCT ROCK HILL		2	1	33%	3
OAKMONT OF UNION SC, LLC		3			3
TARRANT COUNTY PUBLIC HEALTH		3			3
TOTAL HEALTH CARE CLINIC		3			3
CVS MA1945POCT HANOVER		3			3
WEST COCOA PHARMACY			3	100%	3
GINKGO-IXLAYER		3			3
Westside Terrace		3			3
COASTAL SKIN SURGERY AND DERMATOLOGY PL		3			3
MOUNT SINAI MEDICAL CENTER HIALEAH			3	100%	3
ACCOMPLISHED HOME CARE		3			3
MEDEXPRESS URGENT CARE - RICHMOND, W BROAD ST		3			3
Kroger 635 - The Little Clinic Dacula		3			3
FIRST CARE - MIDDLESBORO			3	100%	3
NHC DICKSON		3			3
CVS PHARMACY INC DBA CVS/PHARMACY #10908		3			3
MANORCARE NURSING & REHABILITATION CENTER-NAPLES		3			3
CVS IN8639POCT TERRE HAUTE		3			3
CVS NC3514POCT STANLEY		3			3
MEMORIAL HERMANN			3	100%	3
NEMOURS CHILDRENS PRIMARY CARE HORIZON WEST			3	100%	3
CVS NE5863POCT OMAHA		1	2	67%	3
NORTHERN LIGHT LABORATORY		1	2	67%	3
ST LUKE'S BOISE REGIONAL MEDICAL CENTER		3			3
PRISMA HEALTH MIDLANDS			3	100%	3
Lebanon VAMC		2	1	33%	3
Kroger 592 - The Little Clinic Alexander Plaza		2	1	33%	3
LIFEGUARD AMBULANCE SERVICE LLC, TEXAS			3	100%	3
MARYWOOD NURSING CARE CENTER		3			3
GYN PATH SERVICES			3	100%	3
Kroger 758 - The Little Clinic Providence		3			3
CVS MA137POCT QUINCY		3			3
THE PATHOLOGY LABORATORY		1	2	67%	3

# COVID-19: testing by laboratory

Data through May 15, 2021 verified as of May 16, 2021 at 09:25 AM

Data in this report are provisional and subject to change.

The numbers in the table below represent the number of Florida and non-Florida residents for whom test results were received by the Department of Health. A person can be tested by more than one laboratory and can have both positive and negative results. **Therefore, the sum of the numbers in each column will be larger than the total number of people tested.**

Reporting lab	Inconclusive	Negative	Positive	Percent positive	Total
MEDEXPRESS URGENT CARE - NUTLEY		3			3
BAPTIST PRIMARY CARE FERNANDINA BEACH			3	100%	3
TMH PHYSICIAN PARTNERS BLOUNTSTOWN			3	100%	3
VA West Los Angeles Medical Center		3			3
PREMIER FAMILY AND SPORTS MEDICINE		2	1	33%	3
MEMORIAL HEALTH SYSTEM		1	2	67%	3
CVS PA7611POCT ALLISON PARK		3			3
CLINICAL CARE ASSOCIATES, INC			3	100%	3
HELGEMO & LIOU PEDIATRICS			3	100%	3
BNC Medical Investors, LLC Berrien Nursing & Rehabilitation Center		3			3
ADVANCED PEDIATRICS			3	100%	3
MAYO		1	2	67%	3
CVS SC5471POCT LEXINGTON		2	1	33%	3
LOCH HAVEN PEDIATRICS			3	100%	3
ALABAMA DEPT PUBLIC HEALTH			3	100%	3
EXETER HOSPITAL		3			3
HEALTH EXPRESS		3			3
SERENADES BY SONATA		1	2	67%	3
The Good Shepherd		3			3
CVS RI326POCT NORTH SMITHFIELD		3			3
WAL-MART STORES EAST LP		2	1	33%	3
CLINICA HISPANIA			3	100%	3
CELEBRATION PRIMARY CARE ASSOCIATES LLC		3			3
PROHEALTH PRIMARY CARE - GLEN OAKS		3			3
JOJAN PHARMA INC		3			3
NASON HOSPITAL			3	100%	3
CVS NM7242POCT ALBUQUERQUE		3			3
UNITY HEALTH AND REHABILITATION CENTER			3	100%	3
MEDEXPRESS URGENT CARE - LAWRENCE		3			3
CVS AZ7075POCT CHANDLER		3			3
PEDIATRICS AND ADOLESCENT MEDICINE		2	1	33%	3
WELLSTAR URGENT CARE SHALLOWFORD		1	2	67%	3
CORNERSTONE DRUG AND GIFT INC		3			3
AZALEALAND NURSING HOME		3			3
NEBRASKA MEDICAL CENTER			3	100%	3
BAYSHORE MEDICAL CENTER LABORATORY		3			3
ERIE COUNTY PUBLIC HEALTH CLINICAL		3			3
UC CORAL GABLES		1	2	67%	3
ROANE MEDICAL CENTER		2	1	33%	3
CALIFORNIA DEPARTMENT OF PUBLIC HEALTH BRANCH LABORATORY			3	100%	3
AUGUSTA UNIVERISTY MEDICAL CENTER			3	100%	3
Kroger 093 - The Little Clinic Stapleton		2	1	33%	3
PHYSICIANS CARE INC		1	2	67%	3
CARESPOT-WELLINGTON			3	100%	3
CTRS			3	100%	3
THE OASIS BEACHSIDE		3			3

# COVID-19: testing by laboratory

Data through May 15, 2021 verified as of May 16, 2021 at 09:25 AM

Data in this report are provisional and subject to change.

The numbers in the table below represent the number of Florida and non-Florida residents for whom test results were received by the Department of Health. A person can be tested by more than one laboratory and can have both positive and negative results. **Therefore, the sum of the numbers in each column will be larger than the total number of people tested.**

Reporting lab	Inconclusive	Negative	Positive	Percent positive	Total
BAPTIST HOSPITAL OF MIAMI MCI BROWARD LABORATORY			3	100%	3
CAPE REGIONAL URGENT CARE MARMORA		2	1	33%	3
STRINGFELLOW MEMORIAL HOSPITAL		3			3
HARRIS URGENT CARE CENTER			3	100%	3
Cleveland Clinic Weston			3	100%	3
Greystone Health Care Center		3			3
EXPEDIAN URGENT CARE			3	100%	3
Granville Center	1	2			3
MEDEXPRESS-HOUSTON EAST FWY		1	2	67%	3
MCGUFFEY HEALTH CARE CENTER INC		3			3
SCIENTIFIC LABORATORY DIVISION			3	100%	3
LEE MEMORIAL HOSPITAL BLOOD GAS LAB			3	100%	3
GONZALEZ MD AND ASWAD MD HEALTH SERVICES			3	100%	3
Huntington Health Care and Rehabilitation Center		3			3
LIFEGUARD AMBULANCE SERVICE LLC - BAY COUNTY			3	100%	3
HEALGEN SCIENTIFIC			3	100%	3
GEISINGER COMMUNITY MEDICAL CENTER			3	100%	3
UK HEALTHCARE			3	100%	3
MANASOTA PEDIATRICS			3	100%	3
CVS NV5942POCT LAS VEGAS		3			3
BROOKDALE ALTAMONTE SPRINGS			3	100%	3
Kroger 768 - The Little Clinic Leestown Rd		2	1	33%	3
PENSACOLA MEDICAL CLINIC LLC			3	100%	3
PINELLAS CHD - CLEARWATER		2	1	33%	3
NORTHSIDE HOSPITAL D/B/A ARTHRITIS		3			3
RICHMOND CITY DEPARTMENT OF PUBLIC HEALTH			3	100%	3
FLAGLER FAMILY MEDICINE PA			3	100%	3
MEDEXPRESS URGENT CARE GREENSBURG		2	1	33%	3
CVS AZ7841POCT TUCSON		3			3
Crowne Health Care of Eufaula		3			3
LEE CONVENIENT CARE AT SUMMERLIN			3	100%	3
CARE ATC ARLINGTON CENTRAL PARK		3			3
MINUTECLINIC DIAGNOSTIC OF WISCONSIN,		3			3
URGENT DOC - URGENT CARE CLINIC			3	100%	3
SOUTHEASTERN IMMEDIATE CARE- MILLEDGEVILLE GA			3	100%	3
HARBORCHASE OF GAINESVILLE			3	100%	3
CAPE REGIONAL URGENT CARE		3			3
PINELLAS PARK HEALTH CENTER - PINELLAS CHD		1	2	67%	3
CVS MINUTE CLINIC #5836		3			3
Eugene J. Towbin Healthcare Center		3			3
LPG PEDIATRICS AT LEHIGH ACRES		2	1	33%	3
EAST CORE LAB			3	100%	3
MINUTECLINIC DIAGNOSTIC OF NEW MEXICO LLC #7552		3			3
FAMILY TREE MEDICAL GROUP PA		2	1	33%	3
Waycross Health and Rehabilitation		3			3
BLACKWATER RIVER			3	100%	3

# COVID-19: testing by laboratory

Data through May 15, 2021 verified as of May 16, 2021 at 09:25 AM

Data in this report are provisional and subject to change.

The numbers in the table below represent the number of Florida and non-Florida residents for whom test results were received by the Department of Health. A person can be tested by more than one laboratory and can have both positive and negative results. **Therefore, the sum of the numbers in each column will be larger than the total number of people tested.**

Reporting lab	Inconclusive	Negative	Positive	Percent positive	Total
KIDSVILLE PEDIATRICS IV PA		1	2	67%	3
MURFREESBORO MEDICAL CLINIC		3			3
INSPIRED LIVING AT SARASOTA			3	100%	3
NOVA SOUTHEASTERN UNIVERSITY		2	1	33%	3
CHOTA COMMUNITY HEALTH SERVICES		2	1	33%	3
UNIVERSITY HEALTH SERVICES RIVER CAMPUS		2	1	33%	3
MEDEXPRESS URGENT CARE - WALL		3			3
MISSISSIPPI CARE CENTER OF DEKALB LLC		3			3
Fort Gaines Health and Rehab		3			3
SENTARA NORFOLK GENERAL HOSPITAL CENTRAL LAB			3	100%	3
TAMPA		1	2	67%	3
HIALEAH SHORES NURSING AND		2	1	33%	3
CVS MA41POCT TAUNTON		2	1	33%	3
STARLING AT SAN JOSE			3	100%	3
MEDEXPRESS URGENT CARE - HADLEY		3			3
MEDIC INFUSION PA		3			3
MARYLAND STATE DEPT OF HEALTH	2		1	33%	3
JS HEALTHCARE		2	1	33%	3
NC STATE LABORATORY OF PUBLIC HEALTH		3			3
KAP MEDICAL GROUP, LLC			3	100%	3
ALLIED PHYSICIANS GROUP PLLC		3			3
COASTAL PEDIATRIC CARE			3	100%	3
COMMUNITY MEDICAL CENTER			3	100%	3
GENDERXPRESS/PICTURE ME PERFECT IMAGING			3	100%	3
FLORIDA LABORATORY ANALYSIS, LLC			3	100%	3
HARDEN DIALYSIS		1	2	67%	3
HEPATOLOGY DIAGNOSTIC LAB			3	100%	3
24TH WEAPONS OF MASS DESTRUCTION - CIVIL SUPPORT		3			3
QUEST DIAGNOSTICS INCORPORATED	1		2	67%	3
CROSSVILLE MEDICAL GROUP		1	2	67%	3
MEDEXPRESS URGENT CARE-SALINA, S 9TH ST		3			3
CVS TX7675POCT RED OAK		1	2	67%	3
PRECIDENT FLORIDA		3			3
JOHN KNOX MANOR INC II		2	1	33%	3
YORK HOSPITAL - LABORATORY			3	100%	3
FAMILY FIRST PEDIATRICS			3	100%	3
AdventHealth Care Center Orlando North			3	100%	3
ADVANCE FAMILY PRACTICE LLC			3	100%	3
Kingston Care Center of Sylvania		3			3
ADVENTHEALTH MEDICAL GROUP OBSTETRICS			3	100%	3
HOUSTON METHODIST HOSPITAL			3	100%	3
WYOMING DEPT OF HEALTH			3	100%	3
NEBRASKA DEPARTMENT OF HEALTH AND HUMAN SERVICES			3	100%	3
TUFTS MEDICAL CENTER			3	100%	3
MT CARMEL PHARMACY INC		3			3
OCALA REGIONAL KIDNEY CENTER-WEST			3	100%	3

# COVID-19: testing by laboratory

Data through May 15, 2021 verified as of May 16, 2021 at 09:25 AM

Data in this report are provisional and subject to change.

The numbers in the table below represent the number of Florida and non-Florida residents for whom test results were received by the Department of Health. A person can be tested by more than one laboratory and can have both positive and negative results. **Therefore, the sum of the numbers in each column will be larger than the total number of people tested.**

Reporting lab	Inconclusive	Negative	Positive	Percent positive	Total
OHIO HEALTH DOCTORS HOSPITAL			3	100%	3
W.G. (Bill) Hefner VAMC		3			3
EDITH NOURSE ROGERS MEMORIAL VAMC		3			3
CORMEUM LAB SERVICES, LLC			3	100%	3
New Jersey Aim At Smg		3			3
MEDEXPRESS URGENT CARE-WILKINS TOWNSHIP, WILLIAM PENN HIGHWAY		3			3
DASCENA LAB			3	100%	3
GREENTREE MEDICAL CENTER			3	100%	3
YOUR DOCTOR'S OFFICE		2	1	33%	3
BAPTIST PRIMARY CARE, INC.		2	1	33%	3
CVS IN6559POCT AVON		3			3
MEDEXPRESS URGENT CARE, BELLE VERNON		3			3
PANCARE HEALTH - FRANKLIN CO			3	100%	3
CGH MEDICAL CENTER			3	100%	3
MINUTECLINIC DIAGNOSTIC, PA #10252		3			3
COMMUNICABLE DISEASE CONTROL/PUBLIC HEALTH EMERGENCY PREPAREDNESS			3	100%	3
ADVICE FOR OPTIMAL WELLNESS, INC			3	100%	3
RAPID CITY RUGENT CARE			3	100%	3
CRISP REGIONAL HOSPITAL		3			3
AVANTE INVERNESS		1	2	67%	3
MEDICAL CENTER OF THE ROCKIES			3	100%	3
BARONESS ERLANGER HOSPITAL		3			3
CVS OH5457POCT POWELL		3			3
VIRTUA MEMORIAL HOSPITAL BURLINGTON COUNTY		1	2	67%	3
ACCESS HEALTH CARE		2	1	33%	3
CORE CLINICS, LLC		3			3
OPENTRONS PRL		2	1	33%	3
PRIMARY CARE CENTER OF LAKE CITY, THE			3	100%	3
RIGHT AT HOME			3	100%	3
CVS MO5727POCT PLATTE CITY		3			3
BASCOM PALMER EYE INSTITUTE			3	100%	3
DOCTORS CARE - AIKEN MALL			3	100%	3
CDK LIBERTY ENTERPRISES, LLC		3			3
KISSIMMEE URGENT CARE		3			3
MEDEXPRESS URGENT CARE-CHIPPEWA		2	1	33%	3
SOFTLAB			3	100%	3
BICKERTON, DAWN		3			3
CVS AZ4795POCT MESA		3			3
Glenview Terrace Nursing Center		3			3
Manor Care-Kingston Court of York PA, LLC		3			3
SPRING LAKE REHABILITATION CENTER			3	100%	3
ISLAND NURSING HOME		2	1	33%	3
SSM HEALTH ST LOUIS MICROBIOLOGY LABORATORY		1	2	67%	3
HOCHBERG LOWER SCHOOL		3			3
Highland Ave. Eye Clinic		3			3
CVS MA1121POCT WESTFORD		3			3

# COVID-19: testing by laboratory

Data through May 15, 2021 verified as of May 16, 2021 at 09:25 AM

Data in this report are provisional and subject to change.

The numbers in the table below represent the number of Florida and non-Florida residents for whom test results were received by the Department of Health. A person can be tested by more than one laboratory and can have both positive and negative results. **Therefore, the sum of the numbers in each column will be larger than the total number of people tested.**

Reporting lab	Inconclusive	Negative	Positive	Percent positive	Total
EMERALD PARK OF HOLLYWOOD			3	100%	3
Broadview Multi-Care Center		3			3
LEESBURG COMMUNITY HEALTH CENTERS			3	100%	3
CAREHERE LLC			3	100%	3
PREMIER CLINICAL RESEARCH INSTITUTE INC			3	100%	3
Gracemore Nursing and Rehab		3			3
Englewood Health and Rehab			3	100%	3
EXPRESSCARE URGENT CARE CENTER			3	100%	3
CCRX OF NORTH CAROLINA, LLC		2	1	33%	3
NATIONAL JEWISH HEALTH			3	100%	3
ANN STORCK CENTER INC		3			3
DOCTORS HOSPITAL RENAISSANCE			3	100%	3
COX HEALTH SOUTH LAB		1	2	67%	3
RINGLING HEALTH CENTER		2	1	33%	3
SIGNATURE CARE PFLUGERVILLE			3	100%	3
MEDSTAR URGENT CARE, LLC			3	100%	3
MEDEXPRESS URGENT CARE, EDWARDSVILLE		3			3
FLORIDA GASTROENTEROLOGY ASSOCIATES PA		3			3
RRMC CREEKSIDE LAB		3			3
MEMORIAL HEALTH UNIVERSITY MEDICAL CENTER			3	100%	3
LAB PLUS, LLC AT ASCENSION SAINT THOMA		3			3
HARBOUR'S EDGE		2	1	33%	3
CARENOW-ATASCOCITA			3	100%	3
CVS TX2876POCT PROSPER		3			3
RIVERSIDE METHODIST HOSPITAL LAB			3	100%	3
MEDEXPRESS URGENT CARE - TOTOWA		3			3
SOMA MEDICAL CENTER P.A. #4			3	100%	3
PREMIER MEDICAL CLINIC		3			3
ORMOND BEACH URGENT CARE			3	100%	3
TIFTON CARECONNECT URGENT CARE			3	100%	3
FLORIDA MEDICAL ASSOCIATES		3			3
EVERGREEN WOODS HEALTH & REHAB CENTER		2	1	33%	3
CLARA MAASS TRANSITIONAL CARE UNIT		3			3
CVS AZ7263POCT PHOENIX		3			3
ALOHA HOME CARE LLC DBA ACCENTCARE HOME HEALTH OF		3			3
Illiana HCS -Danville VAMC		3			3
NORTH NAPLES HOSPITAL RESPIRATORY THERAPY DEPARTMENT			3	100%	3
COVENANT PEDIATRICS		1	2	67%	3
Medilodge of Montrose		3			3
SOUTHERN SURGICAL ARTS		3			3
WINDSOR AT OCALA		2	1	33%	3
CVS NV5286POCT HENDERSON		3			3
Magnolia Health and Rehab Center			3	100%	3
Village on the Green			3	100%	3
ADVENT HEALTH MEDICAL GROUP FAMILY MEDICINE			3	100%	3
MEDEXPRESS - WILMINGTON KIRKWOOD HIGHWAY		2	1	33%	3



# COVID-19: testing by laboratory

Data through May 15, 2021 verified as of May 16, 2021 at 09:25 AM

Data in this report are provisional and subject to change.

The numbers in the table below represent the number of Florida and non-Florida residents for whom test results were received by the Department of Health. A person can be tested by more than one laboratory and can have both positive and negative results. **Therefore, the sum of the numbers in each column will be larger than the total number of people tested.**

Reporting lab	Inconclusive	Negative	Positive	Percent positive	Total
CHILDREN'S HEALTHCARE OF ATLANTA AT EG		3			3
HOLY CITY MED URGENT CARE			3	100%	3
MEDEXPRESS URGENT CARE - JEANNETTE		3			3
NORTH DAKOTA DEPT OF HEALTH MICROBIOLOGY		1	2	67%	3
UNIVERSITY URGENT CARE			3	100%	3
YATES COUNTY PUBLIC HEALTH		3			3
NEMOURS CHILDRENS PRIMARY CARE MAITLAND			3	100%	3
DOUGLASVILLE NURSING AND REHABILITATIO		3			3
NORTHSIDE FAMILY MEDICINE AND URGENT CARE (HOLLY SPRINGS)		3			3
BAPTIST HEALTH SURGERY CENTER AT NORTHPOINT			3	100%	3
LEGACY LABORATORY SERVICES			3	100%	3
CVS IL8753POCT CHICAGO		3			3
ADVENTHEALTH IMAGING LAKE NONA		1	2	67%	3
MEDICAL CENTER OF CENTRAL GEORGIA			3	100%	3
A PATTERN MEDICAL CLINIC		3			3
GROVES CENTER			3	100%	3
Kroger 448 - The Little Clinic Mason		3			3
CVS MA1179POCT HUDSON		2	1	33%	3
BETHESDA HOSPITAL EAST BLOOD GAS LAB			3	100%	3
AFFORDABLE PRIMARY CARE LLC		3			3
PIEDMONT ROCKDALE HOSPITAL		2	1	33%	3
FULGENT GENETICS HOUSTON		3			3
MINUTECLINIC, LLC #05814		3			3
UNIVERSITY OF MARYLAND MEDICAL CENTER			3	100%	3
PROPATH			3	100%	3
Medilodge of Monroe		3			3
BOONES CREEK URGENT CARE		1	2	67%	3
BOSTON MEDICAL CENTER			3	100%	3
LINCOLN MEDICAL CENTER		3			3
OCEAN PEDIATRIC CARE			3	100%	3
CABELL HUNTINGTON HOSPITAL CLINICAL LAB			3	100%	3
WALGREENS #05477		3			3
TEMPUS_LABS			3	100%	3
MIDWAY SPECIALTY CARE RX LLC		1	2	67%	3
Franklin D. Roosevelt VAMC		3			3
C A R E S OXFORD		2	1	33%	3
LIFE CARE CENTER OF SKAGIT VALLEY		3			3
METHODIST HEALTHCARE - MEMPHIS HOSP		3			3
SUN TERRACE HEALTH CARE CENTER			3	100%	3
Kroger 387 - The Little Clinic Hubbards Lane		3			3
LEGACY ER AND URGENT CARE			3	100%	3
WHOLE CHILD PEDIATRICS			3	100%	3
JERSEY IRISH MEDICAL		3			3
LUCID LABORATORY SERVICES		3			3
FLORIDA MENTOR-POINT WEST CLUSTER		3			3
GULF COAST IMMEDIATE CARE CENTER		1	2	67%	3

# COVID-19: testing by laboratory

Data through May 15, 2021 verified as of May 16, 2021 at 09:25 AM

Data in this report are provisional and subject to change.

The numbers in the table below represent the number of Florida and non-Florida residents for whom test results were received by the Department of Health. A person can be tested by more than one laboratory and can have both positive and negative results. **Therefore, the sum of the numbers in each column will be larger than the total number of people tested.**

Reporting lab	Inconclusive	Negative	Positive	Percent positive	Total
MINUTECLINIC, LLC #05891		2	1	33%	3
JACKSONVILLE VA OPC			3	100%	3
GREATER MOBILE URGENT CARE - SPRINGHILL			3	100%	3
ONE MEDICAL GROUP		1	2	67%	3
SCHIFF CENTER FOR LIVER DISEASES		1	2	67%	3
US SPECIALTY LABS			3	100%	3
Kroger 753 - The Little Clinic Goss Avenue		3			3
CVS NV2989POCT NORTH LAS VEGAS		2	1	33%	3
IMA MEDICAL CENTER OF WEST TAMPA		2	1	33%	3
AUSTIN PUBLIC HEALTH			3	100%	3
VELOCITY CARE			3	100%	3
CORNERSTONE MEDICAL CARE OF BRANDON		2	1	33%	3
LEXINGTON MEDICAL CENTER		1	2	67%	3
320 S TRANSIT ST		3			3
MEDEXPRESS URGENT CARE - CEDAR KNOLLS		3			3
CARECENTER PHARMACY, LLC		3			3
ALLEGHENY GENERAL HOSPITAL			3	100%	3
WINDERMERE PEDIATRICS			3	100%	3
SUNDALE NURSING HOME		3			3
ABRAKIDABRA KIDS CLINIC		1	2	67%	3
MARTIN MEDICAL CENTER INC		1	2	67%	3
NORTHEAST FLORIDA INTERNAL MEDICINE PA		3			3
CVS OH4359POCT HUDSON		3			3
ST. PETERSBURG PEDIATRICS- 38TH AVENUE			3	100%	3
MEDEXPRESS URGENT CARE - TOPEKA, SW WANAMAKER RD		3			3
CVS AZ1720POCT QUEEN CREEK		3			3
ONslow MEMORIAL HOSPITAL LABORATORY		3			3
LITTLE SPURS PEDIATRIC URGENT CARE		1	2	67%	3
LAURELLWOOD NURSING CENTER		1	2	67%	3
TWELVE OAKS RECOVERY CENTER			3	100%	3
VISITING PHYSICIANS OF THE TREASURE COAST LLC			3	100%	3
TOTAL FAMILY CARE		3			3
ST LUKES HOSPITAL			3	100%	3
EASTERN NEW MEXICO MEDICAL CENTER		3			3
TAYLOR MANOR		1	2	67%	3
GARCIA MORALES NELSON			3	100%	3
CENTRAL DUPAGE HOSPITAL			3	100%	3
SOUTHCARE PHARMACY INC		1	2	67%	3
THE MEDICAL CENTER			3	100%	3
WOODMARK AT UPTOWN ASSISTED LIVING		3			3
NEW GEN LABS			3	100%	3
CVS TX19POCT SPRING		3			3
CVS IL3163POCT OAK PARK		3			3
ESTERO FIRE RESCUE		3			3
RCA LABORATORY SERVICES LLC			3	100%	3
HARRINGTON PARK HEALTH AND REHAB		3			3

# COVID-19: testing by laboratory

Data through May 15, 2021 verified as of May 16, 2021 at 09:25 AM

Data in this report are provisional and subject to change.

The numbers in the table below represent the number of Florida and non-Florida residents for whom test results were received by the Department of Health. A person can be tested by more than one laboratory and can have both positive and negative results. **Therefore, the sum of the numbers in each column will be larger than the total number of people tested.**

Reporting lab	Inconclusive	Negative	Positive	Percent positive	Total
WOMENS CARE FLORIDA LLC-LABORATORY		3			3
EMORY CRAWFORD LONG HOSPITAL			3	100%	3
INTERNAL MEDICINE & PEDIATRICS WELLNESS CENTER			3	100%	3
HEALTH FIRST MEDICAL GROUP			3	100%	3
COL CROSSROAD		1	2	67%	3
Maryfield Inc. dba Pennybyrn		3			3
AFC URGENT CARE CLEVELAND			3	100%	3
2412 LEBANON PIKE		2	1	33%	3
CROWNE HEALTH CARE OF FORT PAYNE		2	1	33%	3
CVS MO10151POCT SPRINGFIELD		2	1	33%	3
MINUTECLINIC DIAGNOSTIC MEDICAL		3			3
INN AT LAPOSADA,THE			3	100%	3
CERTIVIA LABORATORIES			3	100%	3
APEX CLINICAL LABORATORIES INC		3			3
NATHAN LITTAUER HOSPITAL LAB		3			3
CVS NE8616POCT LINCOLN		1	2	67%	3
SAMARITAN PACIFIC COMMUNITIES HOSPITAL		2	1	33%	3
CVS MD1490POCT GAITHERSBURG		3			3
SOLLIS HEALTH			3	100%	3
CVS SC2497POCT LEXINGTON		3			3
ADVENTHEALTH SEBRING- INFECTION CONTROL DEPARTMENT			3	100%	3
CENTRAL FL INTERNAL MEDICINE ASSOCIATES LLC		3			3
HEALTH SENTRY			3	100%	3
Jersey City Medical Center		3			3
THE DOCTORS OFFICE OF BRICK, LLC		3			3
MEDEXPRESS URGENT CARE-CLOQUET		3			3
VICAR'S LANDING NURSING HOME		2	1	33%	3
SAVANNAH COVE		3			3
GRIFOLS IH CENTER AND CLINICAL LABORATORY			3	100%	3
ASPIRUS WAUSAU HOSPITAL			3	100%	3
MEDEXPRESS URGENT CARE, HERMITAGE		1	2	67%	3
RABI SINHA, MD		2			2
EAST CENTRAL REGIONAL HOSPITAL GRACEWO		2			2
MEASE MANOR MEMORY CARE		2			2
Robert Cranfield			2	100%	2
ADVENTHEALTH CENTRA CARE POINCIANA			2	100%	2
HOLSTON MEDICAL GROUP		2			2
KEY WEST HMA PHYSICIAN MANAGEMENT, LLC			2	100%	2
Kroger 020 - The Little Clinic Wheat Ridge		2			2
UT PATH			2	100%	2
DAVENPORT PEDIATRICS CLERMONT			2	100%	2
Manorcare Health Services West Reading North		2			2
AZALEA HEALTH AND REHABILITATION		2			2
UW HOSPITAL AND CLINICS		1	1	50%	2
Central Alabama Veterans HCS - West Campus		2			2
CVS AZ9277POCT TUCSON		2			2

# COVID-19: testing by laboratory

Data through May 15, 2021 verified as of May 16, 2021 at 09:25 AM

Data in this report are provisional and subject to change.

The numbers in the table below represent the number of Florida and non-Florida residents for whom test results were received by the Department of Health. A person can be tested by more than one laboratory and can have both positive and negative results. **Therefore, the sum of the numbers in each column will be larger than the total number of people tested.**

Reporting lab	Inconclusive	Negative	Positive	Percent positive	Total
TENNESSEE VALLEY HCS			2	100%	2
DELAWARE VETERANS HOME		2			2
LAREDO EMERGENCY ROOM			2	100%	2
LAKE SUCCESS EXTENDED CARE		2			2
WALGREENS #05432		2			2
MEDEXPRESS URGENT CARE - LINCOLN		2			2
SMITH NORTHVIEW HOSPITAL LAB			2	100%	2
UHEALTH CARDIOLOGY			2	100%	2
PUBLIC HEALTH LABORATORY	1		1	50%	2
OAKBRIDGE TERRACE AT SAE			2	100%	2
Walgreens #7156			2	100%	2
PALMS OF FT MYERS,THE			2	100%	2
MINUTE CLINIC DIAGNOSTICS OF IN, LLC #6252		2			2
AMEDISYS HOME HEALTH OF GREENVILLE			2	100%	2
SCHEURER HOSPITAL		2			2
GOLDSTEIN			2	100%	2
CHI MEMORIAL PRIMARY CARE ASSOCIATES-A		2			2
PARKRIDGE MEDICAL CENTER			2	100%	2
ESCANDON DIAGNOSTIC CLINIC			2	100%	2
Camellia Gardens		2			2
Jacob's Creek Nursing and Rehabilitation Center		2			2
HEALTH NETWORK			2	100%	2
ADVANCED MEDICAL OF FLORIDA			2	100%	2
WALGREENS MARATHON		1	1	50%	2
KIVA AT MOUNT DORA			2	100%	2
RAPID MD			2	100%	2
NEMOURS CHILDRENS HORIZON WEST			2	100%	2
LABCORP OF AMERICA HOLDINGS		1	1	50%	2
VALLEY HOSPITAL MEDICAL CENTER		1	1	50%	2
TRUE HEALTH INC			2	100%	2
WALGREENS - 10856		2			2
CLINIC OF PLANT CITY, THE		2			2
SHELL POINT HOME HEALTH			2	100%	2
OELWEIN HEALTH CARE CENTER		2			2
TRINITAS REGIONAL MEDICAL CENTER		1	1	50%	2
MINUTECLINIC DIAGNOSTIC PA #7110		2			2
FLORIDA MEDICAL CENTER OF CLEARWATER		2			2
Luther Acres Manor		2			2
CVS TN5694POCT SODDY DAISY		2			2
ATLAS GENOMICS			2	100%	2
WALKONCLINIC			2	100%	2
BLUEWATER TOXICOLOGY			2	100%	2
SANTA ROSA COUNTY HEALTH DEPARTMENT			2	100%	2
AUGUSTA HEALTH SKILLED CARE			2	100%	2
EXPRESS CARE WALK-IN CLINIC			2	100%	2
BETHESDA HEALTH CARE CENTER		2			2

# COVID-19: testing by laboratory

Data through May 15, 2021 verified as of May 16, 2021 at 09:25 AM

Data in this report are provisional and subject to change.

The numbers in the table below represent the number of Florida and non-Florida residents for whom test results were received by the Department of Health. A person can be tested by more than one laboratory and can have both positive and negative results. **Therefore, the sum of the numbers in each column will be larger than the total number of people tested.**

Reporting lab	Inconclusive	Negative	Positive	Percent positive	Total
ADVENT HEALTH CENTRAL TEXAS		1	1	50%	2
SIGNATURE CARE LEWISVILLE-EMERGENCY CENTER		1	1	50%	2
CVS AZ9374POCT TUCSON		2			2
INNOVATIVE CARE II LLC			2	100%	2
TSALI CARE CENTER		2			2
NORTH SHORE MEDICAL CENTER - SALEM HOSPITAL			2	100%	2
VALUE DRUGS GREENLAWN INC		2			2
SWEDISH COVENANT HOSPITAL			2	100%	2
Manorcare Health Services - Williamsport South		2			2
FRESENIUS KIDNEY CARE SOUTH ST PETERSBURG			2	100%	2
LACORP		1	1	50%	2
FEDERAL CORRECTIONAL INSTITUTION MARIANNA			2	100%	2
WE CARE HOME HEALTH SOLUTIONS LLC			2	100%	2
Piney Grove Nursing and Rehabilitation Center		2			2
MIDWAY SPECIALTY CARE CENTER INC		2			2
PUBLIX PHARMACY #1092		2			2
FALCON HEALTH CENTER			2	100%	2
MEDEXPRESS URGENT CARE - SOUTH CHARLESTON		2			2
SHELBYVILLE HOSPITAL COMPANY		2			2
HEALTH GROUP CENTER INC			2	100%	2
MATHER HOSPITAL			2	100%	2
GSM OCED Subsection			2	100%	2
BROOKS -TLC HOSPITAL SYSTEM			2	100%	2
PM PEDIATRICS OF BAYSIDE PLLC - HOPEWELL JUNCTION		2			2
MEDEXPRESS URGENT CARE - LINCOLN VILLA		2			2
LEE PHYSICIAN GROUP FAMILY MEDICINE AT BABCOCK		2			2
RMC BROOKHOLLOW MED AESTHETICS INC		2			2
Bethel Lutheran Home		2			2
St. Luke's Care Center		2			2
POMONA VALLEY COMMUNITY HOSPITAL			2	100%	2
CITRUS DERMATOLOGY			2	100%	2
CHRISTUS SPOHN HOSPITAL			2	100%	2
Wetumpka Health and Rehab, LLC		2			2
CVS MA937POCT CARVER		2			2
North Ottawa Care Center at Heartwood Lodge		2			2
JEFFERSON WASHINGTON TOWNSHIP HOSPITAL		2			2
ARCPPOINTLABS OF VIRGINIA BEACH		1	1	50%	2
CARE ATC SUN HYDRAULICS TALLAVAST			2	100%	2
MI Nursing Restorative Center		2			2
ROBERTS WESLEYAN COLLEGE HEALTH CENTE		2			2
LUTHERAN SERVICES FLORIDA INC		1	1	50%	2
Fairlane Gardens Nursing and Rehab at Reading		2			2
BAY CORRECTIONAL AND REHABILITATION FACILITY			2	100%	2
MOUNT SINAI MEDICAL CENTER OF FLORIDA, INC			2	100%	2
Kroger 853 - The Little Clinic East Broad Street		2			2
UNIVERSITY OF MARYLAND PATHOLOGY ASSOCIATES			2	100%	2

# COVID-19: testing by laboratory

Data through May 15, 2021 verified as of May 16, 2021 at 09:25 AM

Data in this report are provisional and subject to change.

The numbers in the table below represent the number of Florida and non-Florida residents for whom test results were received by the Department of Health. A person can be tested by more than one laboratory and can have both positive and negative results. **Therefore, the sum of the numbers in each column will be larger than the total number of people tested.**

Reporting lab	Inconclusive	Negative	Positive	Percent positive	Total
CVS MA38POCT CHARLTON		2			2
MINUTECLINIC DIAG OF IND, LLC #4368		2			2
Parkwood in the Pines		2			2
ST JOSEPH'S HOSPITAL INC			2	100%	2
WOODLAND VILLAGE HEALTHCARE CENTER		2			2
SWEETWATER NURSING CENTER		2			2
CAREATC - PALM HARBOR		1	1	50%	2
Cottage of the Shoals		2			2
Pinnacle Assisted Living			2	100%	2
CIRRUS DX			2	100%	2
Macon Valley Nursing and Rehabilitation Center		2			2
HANOVER ENDOSCOPY CENTER		2			2
FHCP ASC - ORANGE CITY			2	100%	2
KAISER SUNNYSIDE MEDICAL CTR LAB		2			2
Friendship Manor Inc.		2			2
EVERYBODY'S FAMILY CLINIC		2			2
VICKIE N HARRELL MD		2			2
Sanford Health & Rehabilitation			2	100%	2
CVS MA1094POCT GREENFIELD		2			2
WALGREENS AGUADILLA (ST 177)		2			2
NEWTON MEMORIAL HOSPITAL		2			2
CVS AZ5477POCT SURPRISE		2			2
James A. Lovell Federal Health Care Center		2			2
MINUTECLINIC MINUTECLINIC #4978		1	1	50%	2
BELLIN HOSPITAL			2	100%	2
Kroger 550 - The Little Clinic Bellevue		2			2
STEELFUSION/RJ LEE GROUP LABORATORY			2	100%	2
HAMILTON CHD		2			2
ASSOCIATES IN UROGYNECOLOGY MD LLC		2			2
DALLAS VA MEDICAL CENTER - VA NORTH TEXAS HEALTH CARE SYSTEM			2	100%	2
PALM BAY COMMUNITY OUTPATIENT CLINIC		2			2
MY INSTADOC - HOWELL URGENT CARE		2			2
WEST FLORIDA MEDICAL ASSOCIATES			2	100%	2
WEST BOCA MEDICAL CENTER			2	100%	2
LEESBURG DIALYSIS CENTER		1	1	50%	2
FLORIDA MEDICAL CLINIC CARDIOLOGY-ZH			2	100%	2
Kroger 407 - The Little Clinic Lexington		1	1	50%	2
SHANDS JACKSONVILLE CLINICAL CENTER		1	1	50%	2
Kroger 667 - The Little Clinic Litchfield Park		2			2
AEGIS MEDICAL GROUP LLC			2	100%	2
SUDARSAN KAMISSETTY MD PA			2	100%	2
CLEAR LAKE REGIONAL MEDICAL CENTER			2	100%	2
IN & OUT URGENT CARE METAIRIE			2	100%	2
Robert J Dole VAMC		2			2
MISSION HOSPITAL REGIONAL MEDICAL CENTER			2	100%	2
OAKMONT WEST- GREENVILLE SC		2			2

# COVID-19: testing by laboratory

Data through May 15, 2021 verified as of May 16, 2021 at 09:25 AM

Data in this report are provisional and subject to change.

The numbers in the table below represent the number of Florida and non-Florida residents for whom test results were received by the Department of Health. A person can be tested by more than one laboratory and can have both positive and negative results. **Therefore, the sum of the numbers in each column will be larger than the total number of people tested.**

Reporting lab	Inconclusive	Negative	Positive	Percent positive	Total
University Center East			2	100%	2
UNITED PHYSICIAN GROUP FAMILY MEDICINE OF HAMPTON		2			2
LARKIN COMMUNITY HOSPITAL PALM SPRINGS CAMPUS		1	1	50%	2
MILLERSVILLE UNIVERSITY HEALTH SERVICE		2			2
NOVA SOUTHEASTERN UNIVERSITY - STUDENT MEDICAL CTR			2	100%	2
ACCESS MEDICAL GROUP OF TAMPA II, INC		2			2
RUST MEDICAL CENTER		2			2
CORTLAND PARK REHABILITATION AND NURSING CENTER		1	1	50%	2
PEACEHEALTH CENTRAL		2			2
FLORIDA KEYS PED & ADOLES CTR			2	100%	2
DELRAY BEACH HEALTH CENTER			2	100%	2
UNIVERSITY OF BALTIMORE WASHINGTON MEDICAL CENTER			2	100%	2
UPS			2	100%	2
ROUTE 16 PHARMACY LLC DBA HOLLAND PHAR		2			2
SAWGRASS PEDIATRIC PARTNERS LLC			2	100%	2
MEMORIAL HOSPITAL OF CARBONDALE			2	100%	2
STARR CITY OF ROMA COMMUNITY CENTER			2	100%	2
ADVENTHEALTH MEDICAL GROUP COLORECTAL SURGERY AT		2			2
BRADENTON DIALYSIS			2	100%	2
WALGREENS #13605		2			2
MOORE CLINICAL RESEARCH INC			2	100%	2
Kroger 777 - The Little Clinic Shelbyville		1	1	50%	2
MONICE DR.			2	100%	2
TMH EC NORTHEAST LABORATORY			2	100%	2
Alden Des Plaines			2	100%	2
METROHEALTH SYSTEM			2	100%	2
ATVIVO LLC		2			2
CVS LA1116POCT BATON ROUGE		1	1	50%	2
PALM MEDICAL CENTER - PLANT CITY		2			2
ADVOCATE SHERMAN HOSPITAL			2	100%	2
WOODHILLS LABS			2	100%	2
EASTGENE LABORATORIES		2			2
Kroger 647 - The Little Clinic Newnan Crossings		1	1	50%	2
ON-SITE MEDICAL SOLUTIONS		2			2
CROSSTOWN PHARMACY		2			2
Garden Care Center		2			2
RAINY LAKE MEDICAL CENTER			2	100%	2
SOWAL HEALTH & DRUG			2	100%	2
ORLANDO DIALYSIS		1	1	50%	2
JOHNSON CITY MEDICAL CENTER		1	1	50%	2
WARE EXPRESS CARE			2	100%	2
SOUTH TAMPA AFTER HOURS CLINIC			2	100%	2
PRECISION DIAGNOSTIC INC		2			2
Parkridge Specialty Care		2			2
PHOEBE BERKS HEALTH CARE CENTER		2			2
MINERS COLFAX MEDICAL CENTER		2			2

# COVID-19: testing by laboratory

Data through May 15, 2021 verified as of May 16, 2021 at 09:25 AM

Data in this report are provisional and subject to change.

The numbers in the table below represent the number of Florida and non-Florida residents for whom test results were received by the Department of Health. A person can be tested by more than one laboratory and can have both positive and negative results. **Therefore, the sum of the numbers in each column will be larger than the total number of people tested.**

Reporting lab	Inconclusive	Negative	Positive	Percent positive	Total
PROFESSIONAL DIALYSIS CENTER			2	100%	2
PTC LABORATORIES			2	100%	2
SELECT MEDICAL CLINIC			2	100%	2
GREEN POINT RX INC DBA ALTRU CHEMISTS		2			2
BAYLOR SCOTT & WHITE COMPREHENSIVE WOUND			2	100%	2
DOCTORS MEDICAL CTR OF WALTON COUNTY			2	100%	2
YOUTH AND YOU, INC		2			2
NORTH MCALLEN PEDIATRIC CENTER			2	100%	2
CRUC CMCH-COVID-19		2			2
GOSHEN MEDICAL CENTER			2	100%	2
441 URGENT CARE-MULBERRY			2	100%	2
NOSE AND SINUS INSTITUTE OF BOCA RATON		1	1	50%	2
BAYFRONT CARDIOVASCULAR ASSOCIATES		1	1	50%	2
COOL KIDZ PEDIATRICS			2	100%	2
MINUTECLINIC DIAGNOSTICS OF OKLAHOMA		2			2
LUTHERAN HOSPITAL OF INDIANA			2	100%	2
MAGNOLIA MANOR OF COLUMBUS		2			2
BFT LAB			2	100%	2
CVS CA8882POCT SAN CLEMENTE		2			2
ORLANDO HEALTH MEDICAL GROUP		1	1	50%	2
87TH MEDICAL GROUP - MCGUIRE AMBULATORY CARE FACILITY		2			2
US LABS		2			2
COOPER CLINIC			2	100%	2
CORNELIA REDDY URGENT CARE		2			2
GARNET HEALTH DOCTORS		2			2
QUALITY URGENT CARE CENTER		1	1	50%	2
Green Mountain Nursing and Rehabilitation		2			2
PALMETTO FAMILY HEALTH CENTER			2	100%	2
DIVERSE MEDICAL CARE LLC			2	100%	2
EXPRESS CARE OF THE SHOALS		1	1	50%	2
NORTON IMMEDIATE CARE CENTER - PRESTON			2	100%	2
THOMASVILLE REGIONAL MEDICAL CENTER		2			2
STARR COUNTY MEMORIAL HOSPITAL			2	100%	2
CVS MA1875POCT ASHLAND		1	1	50%	2
MIDLAND MEMORIAL HOSPITAL			2	100%	2
ORLANDO LUTHERAN TOWERS		1	1	50%	2
CVS TX7603POCT SAGINAW		2			2
MEDEXPRESS URGENT CARE - WOODBURY			2	100%	2
VALLEY MEDICAL LABORATORY			2	100%	2
ELITE MEDICAL LABORATORY SOLUTIONS LLC			2	100%	2
ROYAL PALM PEDIATRICS			2	100%	2
MAIN STREET MEDICAL CENTERS		2			2
MOBILE HEALTH LABS LLC			2	100%	2
VOLUNTEERS OF AMERICA OF FLORIDA			2	100%	2
CDPH K-12 SCHOOL LABORATORIES (HILLSBOROUGH CITY SCHOOL DISTRICT)			2	100%	2
TEXAS HEALTH CARE			2	100%	2



# COVID-19: testing by laboratory

Data through May 15, 2021 verified as of May 16, 2021 at 09:25 AM

Data in this report are provisional and subject to change.

The numbers in the table below represent the number of Florida and non-Florida residents for whom test results were received by the Department of Health. A person can be tested by more than one laboratory and can have both positive and negative results. **Therefore, the sum of the numbers in each column will be larger than the total number of people tested.**

Reporting lab	Inconclusive	Negative	Positive	Percent positive	Total
CAREWELL JW - WORCESTER LNC			2	100%	2
Providence of Sparta Health and Rehabilitation		2			2
FLORIDA MEDICAL CLINIC PA PATEL CW		1	1	50%	2
Henry County Health and Rehabilitation		2			2
AMERICAN RESEARCH CENTERS OF FLORIDA			2	100%	2
GIGI WOOD DAVIS DO-FAMILY MEDICINE		2			2
STATE OF FLORIDA			2	100%	2
RICHICHI FAMILY HEALTH			2	100%	2
MEDPOST OF MEMPHIS TN			2	100%	2
Kroger 426 - The Little Clinic Suwanee		2			2
EASTLAKE MEDICAL CENTER		2			2
WELLSTREET SMYNA URGENT CARE		2			2
TENNESSEE DEPARTMENT OF HEALTH (TDH) - REGIONAL LABORATORY			2	100%	2
Beecher Manor Nursing and Rehabilitation Center		2			2
Veterans Health Administration-Public Health Reference Laboratory		1	1	50%	2
CVS NJ2949POCT EAST HANOVER		2			2
FLORIDA SOUTHERN COLLEGE		1	1	50%	2
TLC MEDICAL			2	100%	2
TULANE MEDICAL CENTER			2	100%	2
MAINE CENTER FOR DISEASE CONTROL AND PREVENTION			2	100%	2
PATIENT FIRST - WOODBURY		2			2
UNIVERSTIY OF ILLINOIS HOSPITAL			2	100%	2
BAYCARE LABORATORIES			2	100%	2
The Palms Nursing and Rehabilitation		1	1	50%	2
BIRMINGHAM INTERNAL MEDICINE ASSOCIATE		1	1	50%	2
THE WINDSOR ORTEGA		2			2
CVS SC7567POCT BOILING SPRINGS		1	1	50%	2
Mayaguez Outpatient Clinic		2			2
ManorCare Health Services Peters Township		2			2
SUNNYSIDE MANOR		2			2
NEIGHBORCARE PHARMACY SERVICES		2			2
AHSC ADVENTHEALTH WELL 65 PLUS		2			2
CLEVELAND CLINIC FLORIDA LABORATORY			2	100%	2
KEATING SPORTS CENTER		2			2
Fox Subacute at Warrington		2			2
AMICUS MEDICAL CENTER LLC			2	100%	2
RHODE ISLAND DEPARTMENT OF HEALTH LABORATORIES			2	100%	2
Great Lakes Health Center			2	100%	2
WEST COAST PEDIATRICS			2	100%	2
BAYCARE OUTREACH LAB			2	100%	2
SOUTHERN SPRINGS HEALTH CARE		2			2
MEDEXPRESS URGENT CARE -HOWELL US HWY		2			2
SYMPHONY OF BUFFALO GROVE		2			2
PEACE RIVER MEDICAL CENTER		2			2
MIAMI DADE MEDICAL RESEARCH INSTITUTE			2	100%	2
VA CBOC			2	100%	2

# COVID-19: testing by laboratory

Data through May 15, 2021 verified as of May 16, 2021 at 09:25 AM

Data in this report are provisional and subject to change.

The numbers in the table below represent the number of Florida and non-Florida residents for whom test results were received by the Department of Health. A person can be tested by more than one laboratory and can have both positive and negative results. **Therefore, the sum of the numbers in each column will be larger than the total number of people tested.**

Reporting lab	Inconclusive	Negative	Positive	Percent positive	Total
Kroger 096 - The Little Clinic Orchard and Holly		2			2
Lenawee Medical Care Facility		2			2
Edinboro Manor		2			2
Kroger 130 - The Little Clinic Colorado Springs		2			2
A+ URGENT/PRIMARY CARE			2	100%	2
CPL LABS			2	100%	2
VA Greater LA HCS-Santa Maria OPC			2	100%	2
Imboden Creek Living Center		2			2
ABSOLUTE CAREGIVERS HOME HEALTH AGENCY INC			2	100%	2
ASANTE ROGUE REGIONAL MEDICAL CENTER L		2			2
MEDEXPRESS URGENT CARE - DERBY N ROCK		2			2
GULF COAST REGIONAL MEDICAL CARE		2			2
CENTRAL ARKANSAS VETERANS HEALTHCARE SYSTEM - VETERANS AFFAIRS			2	100%	2
NORTHSIDE FAMILY MEDICINE AND URGENT CARE (EAST COBB)		2			2
ADVAGENIX			2	100%	2
MIDDLE TENN MENTAL HEALTH INSTITUTE		2			2
FLORIDA DEPARTMENT OF HEALTH PINELLAS COUNTY-			2	100%	2
OUR LOVING HANDS COMPANION SERVICE LLC		2			2
ADVENTIST HINSDALE HOSPITAL LABORATORY			2	100%	2
MEDICAL CENTER LABORATORY			2	100%	2
WILSON MEMORIAL HOSPITAL			2	100%	2
TEXAS REGIONAL ASTHMA & ALLERGY CENTER			2	100%	2
Ohio Veterans Home-Georgetown		2			2
DIAGNOSTIC AFFILIATES			2	100%	2
UNIVERSITY OF MIAMI SCCC RESEARCH LABORATORY			2	100%	2
BLACKBAG DIGITAL HEALTH LLC		2			2
OSF ST JOSEPH MEDICAL CENTER			2	100%	2
CQUENTIA NGS, LLC			2	100%	2
DELAWARE DIAGNOSTICS LABS			2	100%	2
Kroger 441 - The Little Clinic Middletown		2			2
INTERNAL MEDICINE SPECIALISTS MEDICAL GROUP, PA		2			2
GRACE HEALTHCARE OF LAKE WALES		1	1	50%	2
ALL PEDIATRIC CARE PA			2	100%	2
Kroger 518 - The Little Clinic Hermitage		2			2
PALMETTO BAY MEDICAL CENTER		1	1	50%	2
ABSOLUTE QUICK CARE		1	1	50%	2
SCIENTIFIC LABORATORY COMPANY		2			2
HIGHLAND PARK LAKEWOOD PRESTON HOLLOW			2	100%	2
HOLY FAMILY MEDICAL CENTER		1	1	50%	2
NEW DISCOVERY BIOLOGICS, LLC		1	1	50%	2
ABRAKIDABRA PEDIATRIC CLINIC LLC			2	100%	2
TMH PHYSICIAN PARTNERS MONTICELLO		1	1	50%	2
CHNJ		2			2
SWIFT CREEK HEALTH CENTER AT THE TEMPL		2			2
SIGNAL DIAGNOSTICS DBA FLOWHEALTH LABS			2	100%	2
SOUTHERN BREEZE HEALTHCARE		1	1	50%	2

# COVID-19: testing by laboratory

Data through May 15, 2021 verified as of May 16, 2021 at 09:25 AM

Data in this report are provisional and subject to change.

The numbers in the table below represent the number of Florida and non-Florida residents for whom test results were received by the Department of Health. A person can be tested by more than one laboratory and can have both positive and negative results. **Therefore, the sum of the numbers in each column will be larger than the total number of people tested.**

Reporting lab	Inconclusive	Negative	Positive	Percent positive	Total
Chatham Nursing and Rehab Center		2			2
BARDMOOR EMERGENCY CARE CENTER			2	100%	2
Stonespring Transitional Care		2			2
SPECTRUM HEALTH			2	100%	2
CARTER BLOOD CARE			2	100%	2
HEALTHCARE NETWORK			2	100%	2
LIFEGUARD AMBULANCE SERVICES LLC, TEXAS- SAN			2	100%	2
BOCA RATON REGIONAL HOSPITAL INC			2	100%	2
FLORIDA SPINE AND PAIN SPECIALISTS		2			2
OMEGA RESEARCH CONSULTANTS			2	100%	2
MOSAIC MEDICAL CENTER MARYVILLE			2	100%	2
BOSTON PUBLIC HEALTH COMMISSION			2	100%	2
MEDEXPRESS URGENT CARE-MT PLEASANT		1	1	50%	2
CAROLINAS HEALTHCARE SYSTEM LAB			2	100%	2
CVS NY1958POCT SYOSSET		2			2
ALABAMA REFERENCE LAB			2	100%	2
PruittHealth Lakehaven		2			2
CARELINE PHARMACY AND HEALTHCARE SERVICES		1	1	50%	2
JFK MEDICAL CENTER LABORATORY DEPT		2			2
JACOBO N LAMA, MD PA		2			2
DESERT HOSPITAL/CPHU CLINICAL LABORATORY			2	100%	2
LAKEVIEW HEALTH CARE SYSTEM LLC			2	100%	2
LAS PALMAS MEDICAL CENTER			2	100%	2
Kroger 687 - The Little Clinic Sugar Hill		1	1	50%	2
KJ MEDICAL PRACTICE PC		2			2
MERCY CONVENIENT CARE			2	100%	2
CVS TX4794POCT ARLINGTON		2			2
Ozark Health and Rehabilitation, LLC		2			2
HCR MANOR CARE SERVICES OF FLORIDA III INC		2			2
Timber Ridge Health Care Center			2	100%	2
SUNSHINE PHARMACY		2			2
URGENT CARE AND SURGERY CENTER			2	100%	2
TWIN LAKES REHAB & HEALTHCARE		2			2
WALGREENS # 04626		1	1	50%	2
GOSHEN HOSPITAL			2	100%	2
MEDEXPRESS URGENT CARE - BENTON		2			2
WyndRidge Health & Rehabilitation		2			2
BROOKSVILLE DIALYSIS			2	100%	2
DOCTOR'S IN-HOUSE LAB/COMMUNITY HEALTH CENTERS OF PINELLAS - JOHNNIE R			2	100%	2
INTEGRITY CLINICAL RESEARCH CENTER INC		1	1	50%	2
GUARDIAN HOME CARE OF CENTRAL GEORGIA		2			2
PM PEDIATRICS OF SELDEN, PLLC		2			2
MAYO CLINIC GROUP PRACTICE LABORATORY			2	100%	2
Beth Sholom Home of Eastern Virginia		1	1	50%	2
ADVANTA ANALYTICAL LABORATORIES			2	100%	2
Kroger 356 - The Little Clinic Middletown		2			2

# COVID-19: testing by laboratory

Data through May 15, 2021 verified as of May 16, 2021 at 09:25 AM

Data in this report are provisional and subject to change.

The numbers in the table below represent the number of Florida and non-Florida residents for whom test results were received by the Department of Health. A person can be tested by more than one laboratory and can have both positive and negative results. **Therefore, the sum of the numbers in each column will be larger than the total number of people tested.**

Reporting lab	Inconclusive	Negative	Positive	Percent positive	Total
Brown Memorial Home		2			2
MEDEXPRESS URGENT CARE - WICHITA, N MAIZE RD		1	1	50%	2
SPRING HILL REGIONAL HOSPITAL			2	100%	2
VITAL CARE CLINIC, LLC			2	100%	2
Covington Care Nursing and Rehabilitation		2			2
CROSSROADS			2	100%	2
MORSELIFE HOME CARE INC			2	100%	2
INTERNAL MEDICINE ASSOCIATES-DUNELLON			2	100%	2
TOMAH VAMC		1	1	50%	2
OAKMONT EAST- GREENVILLE SC, LLC		2			2
TEQUESTA FAMILY MEDICAL CENTER LLC			2	100%	2
GILA REGIONAL MEDICAL CENTER		2			2
Kroger 686 - The Little Clinic Farragut		2			2
MEDEXPRESS URGENT CARE - BROOKHAVEN		2			2
NEXTCARE DOBSON			2	100%	2
OHSU LABORATORY SERVICES		2			2
FLORIDA SCHOOL FOR THE DEAF & BLIND			2	100%	2
URGENTMED PLANTATION			2	100%	2
SETON HILL UNIVERSITY		2			2
Kroger 619 - The Little Clinic Hendersonville Indian Lake		2			2
ST. VINCENT HOSPITAL			2	100%	2
FKC AMELIA ISLAND DIALYSIS			2	100%	2
FLAGLER PROFESSIONAL HEALTH CAE SERVICES INC		2			2
BLANCHARD VALLEY HOSPITAL LABORATORY			2	100%	2
STUDENT HEALTH SERVICES			2	100%	2
WEST VIRGINIA LABORATORIES			2	100%	2
CVS NC6633POCT FAYETTEVILLE		2			2
Harris Hill Nursing Facility		2			2
CENTRAL JERSEY URGENT CARE OF GREEN BR		2			2
ST ANTHONY COMMUNITY HOSPITAL LAB		1	1	50%	2
BAYLOR COLLEGE OF MEDICINE			2	100%	2
NORTH OKALOOSA PHYSICIAN GRP - WALK IN CLINIC			2	100%	2
PRIMARY CARE SERVICES AT EDGEWATER		2			2
JOHN D. ARCHBOLD MEM. HOSPITAL			2	100%	2
HERITAGE VILLAGE REHAB & SKILLED NURSI		2			2
ALBANNA PEDIATRICS CENTER			2	100%	2
Highland Rehabilitation and Nursing Center		2			2
PORTAGE MEDICAL CENTER			2	100%	2
OSF SAINT FRANCIS MEDICAL CENTER			2	100%	2
MEDICAL ARTS LABORATORY			2	100%	2
ACCESS MEDICAL GROUP OF FLORIDA CITY			2	100%	2
MED-LAKE LABORATORY, LLC			2	100%	2
ACN PHYSICIANS GROUP CORP			2	100%	2
ULTIMATE KIDNEY CARE			2	100%	2
FAST AID URGENT CARE			2	100%	2
MEDEXPRESS URGENT CARE - ROSS TOWNSHIP		2			2

# COVID-19: testing by laboratory

Data through May 15, 2021 verified as of May 16, 2021 at 09:25 AM

Data in this report are provisional and subject to change.

The numbers in the table below represent the number of Florida and non-Florida residents for whom test results were received by the Department of Health. A person can be tested by more than one laboratory and can have both positive and negative results. **Therefore, the sum of the numbers in each column will be larger than the total number of people tested.**

Reporting lab	Inconclusive	Negative	Positive	Percent positive	Total
LP Marietta II, LLC		2			2
MCCALLIE SCHOOL-STUDENT HEALTH CENTER		2			2
CVS M08581POCT BLUE SPRINGS		1	1	50%	2
AMERICAN FAMILY CARE URGENT CARE		1	1	50%	2
MEDEXPRESS URGENT CARE - OMAHA N 72 ST		2			2
NORTH MANATEE HEALTH CARE CENTER			2	100%	2
PEACE RIVER CENTER CRISIS STABILIZATION UNIT		1	1	50%	2
MEDICAL CITY LAS COLINAS			2	100%	2
DIGESTIVE DISEASE CARE PC		2			2
POMERENE HOSPITAL			2	100%	2
VILLAGES HEALTH SYSTEM, LLC, THE			2	100%	2
MEMORIAL SLOAN KETTERING CANCER CENTER		1	1	50%	2
Coos County Nursing Home		2			2
FLORIDA MEDICAL CLINIC, LLC			2	100%	2
CVS OH3306POCT AKRON		1	1	50%	2
VAULT HEALTH			2	100%	2
HEALTH PARTNERS REGIONAL HOSPITAL			2	100%	2
HOPE HEALTH & WELLNESS		2			2
CVS IN6611POCT INDIANAPOLIS		1	1	50%	2
IN AND OUT URGENT CARE			2	100%	2
WHITESANDS OUTPATIENT TREATMENT		2			2
TANNER MEDICAL CENTER VILLA RICA		2			2
Aston Park Health Care Facility		2			2
Absolut Care at Three Rivers		2			2
WELLSTREET - SADDLEBROOK		2			2
SUMMERFIELD RETIREMENT LIVING, INC			2	100%	2
ONTARIO COUNTY PUBLIC HEALTH		2			2
SHERIDAN AT HOBE SOUND, THE			2	100%	2
Walgreens #12427		1	1	50%	2
HOLY TRINITY PHARMACY LLC		2			2
MINUTECLINIC DIAGNOSTIC OF KANSAS, PC		2			2
Hartwell Health and Rehabilitation		2			2
GOOD PEDIATRICS			2	100%	2
HMH HOSPITALS CORPORATION		2			2
Fairhaven Retirement Community		2			2
HEALTH NETWORK LAB			2	100%	2
AMERICAN LAB LLC		1	1	50%	2
ALLSTATE HEALTH SERVICES, INC		2			2
BOND COMMUNITY HEALTH CENTER			2	100%	2
LIFETIME FAMILY URGENT CARE			2	100%	2
MEDCARE		2			2
First Care Living Center/Essentia Health			2	100%	2
ADVENTHEALTH IMAGING PARTIN SETTLEMENT			2	100%	2
CHESTERFIELD HEALTHCARE GROUP, INC		2			2
NYU LANGONE HUNTINGTON MEDICAL GROUP		2			2
Life Care Center of Elyria		2			2

# COVID-19: testing by laboratory

Data through May 15, 2021 verified as of May 16, 2021 at 09:25 AM

Data in this report are provisional and subject to change.

The numbers in the table below represent the number of Florida and non-Florida residents for whom test results were received by the Department of Health. A person can be tested by more than one laboratory and can have both positive and negative results. **Therefore, the sum of the numbers in each column will be larger than the total number of people tested.**

Reporting lab	Inconclusive	Negative	Positive	Percent positive	Total
HAMPTON VAMC		2			2
CREATIVE HEALTH CENTER			2	100%	2
DEVLAB, LLC			2	100%	2
CARLE FOUNDATION HOSPITAL LABORATORY			2	100%	2
OUR LADY OF THE LAKE REGIONAL MEDICAL CENTER			2	100%	2
HARTFORD HEALTH CARE & REHABILITATION			2	100%	2
HAILE MEDICAL GROUP PA		2			2
Kroger 745 - The Little Clinic Somerset		2			2
OXLEY PARK HEALTH & REHAB		2			2
ANNE ARUNDEL MEDICAL CENTER			2	100%	2
Tidelands Health Rehabilitation Hospital			2	100%	2
Warren Center for Rehabilitation and Nursing		2			2
CVS MI8287POCT MACOMB		2			2
TEMPLE UNIVERSITY HOSPITAL			2	100%	2
THE HOSPITAL OF PROVIDENCE EMERGENCY ROOM			2	100%	2
Tuscola County Medical Care Community		2			2
COLD SPRING HILLS CENTER FOR NURSING A		2			2
WALGREENS #05911		2			2
PEDIATRIC ASSOCIATES OF JULINGTON CREEK			2	100%	2
VIRGINIA DEPT OF HEALTH OFFICE OF EPIDEMIOLOGY			2	100%	2
MELBOURNE URGENT CARE			2	100%	2
RENFREW CENTERS INC		2			2
Kroger 328 - The Little Clinic Henderson Road		2			2
Fairview		1	1	50%	2
MID-FLORIDA HEMATOLOGY AND ONCOLOGY CENTERS		2			2
APPLING NURSING & REHABILITATION PAVIL		2			2
SOUTH DAKOTA DEPARTMENT OF HEALTH		2			2
REDMOND REGIONAL MEDICAL CENTER		1	1	50%	2
SPARTANBURG REGIONAL MEDICAL CENTER			2	100%	2
Port Orange Nursing And Rehab Center			2	100%	2
JRS LABORATORY			2	100%	2
CVS AZ9273POCT TUCSON			2	100%	2
MC MEDICAL			2	100%	2
BAYMEADOWS PRIMARY CARE		2			2
COVANCE			2	100%	2
ROCKWALL URGENT CARE			2	100%	2
EVANS FAMILY CARE PA			2	100%	2
LEHIGH MEDICAL AND RESEARCH CENTER, INC			2	100%	2
WALGREENS NO 10512		1	1	50%	2
ENCOMPASS HEALTH HOME HEALTH		1	1	50%	2
MERCY MEDICAL CENTER INC		1	1	50%	2
FAMILY PRACTICE OF CENTRAL FLORIDA PA			2	100%	2
PRECISION CLINICAL RESEARCH			2	100%	2
BENEVA LAKES ASSISTED LIVING CENTER			2	100%	2
MEDEXPRESS URGENT CARE, MOSSIDE		2			2
SYNEOS HEALTH			2	100%	2

# COVID-19: testing by laboratory

Data through May 15, 2021 verified as of May 16, 2021 at 09:25 AM

Data in this report are provisional and subject to change.

The numbers in the table below represent the number of Florida and non-Florida residents for whom test results were received by the Department of Health. A person can be tested by more than one laboratory and can have both positive and negative results. **Therefore, the sum of the numbers in each column will be larger than the total number of people tested.**

Reporting lab	Inconclusive	Negative	Positive	Percent positive	Total
WISCONSIN STATE LABORATORY OF HYGIENE		1	1	50%	2
OAKS AT AVON,THE		2			2
AMERICAN MOLECULAR LABORATORIES			2	100%	2
ASHLEY PEDIATRICS			2	100%	2
CLEMENT J ZABLOCKI VAMC		2			2
FALMOUTH HOSPITAL		1	1	50%	2
WELL-KEY URGENT CARE SEVIERVILLE			2	100%	2
AHC Forest cove		2			2
MIRAMAR KIDNEY CENTER		1	1	50%	2
LABRADOR PRIMARY CARE CENTER			2	100%	2
SKY LAKES MEDICAL CENTER		2			2
CONCENTRA - PLANT CITY		2			2
CHILDREN'S MEDICAL CENTER-EAST ORLANDO			2	100%	2
TRINITY DIALYSIS			2	100%	2
Kroger 596 - The Little Clinic Brentwood		2			2
TMH PHYSICIAN PARTNERS PERRY		2			2
COLUMBIA COTTAGE		2			2
BROOKDALE PALM BEACH GARDENS			2	100%	2
ANDERSON COUNTY HOSPITAL			2	100%	2
Advanced Rehabilitation and Healthcare of Wichita Falls		2			2
LEXINGTON PLACE			2	100%	2
SPECIALTY LABORATORIES			2	100%	2
CLINICAL REFERENCE LABORATORY, INC		2			2
PROSPECT URGENT CARE			2	100%	2
METHODIST SPECIALTY CARE CENTER		2			2
The Grand Rehabilitation & Nursing Utica		2			2
CRESTVIEW CLINICAL LABORATORY			2	100%	2
HERNANDO CHILDREN'S			2	100%	2
ST. ELIZABETH HEALTHCARE			2	100%	2
WEAKLEY COUNTY REHAB AND NURSING CENTER		2			2
PATIENT FIRST-BATTLEFIELD			2	100%	2
STANKUS FAMILY CARE		1	1	50%	2
RAPID URGENT CARE - ALBANY			2	100%	2
DAYTONA BEACH CENTRA CARE			2	100%	2
Royal C Johnson VA Memorial Hospital		2			2
WELLNESS MEDICAL CLINIC			2	100%	2
VALUE DRUGS BRONXVILLE INC		2			2
CVS M05724POCT KANSAS CITY		2			2
THE EDGEWATER AND WATERMAN VILLAGE			2	100%	2
CENTRAL FLORIDA FAMILY HEALTH CENTER		2			2
Lake Charles Healthcare LLC dba Landmark Lake Charles			2	100%	2
CATHOLIC HEALTH LABORATORY SERVICES		2			2
LAWRENCE GENERAL HOSPITAL			2	100%	2
GOUVERNEUR HOSPITAL LABORATORY		2			2
The Laurels of Hendersonville		2			2
MERCY HEALTH LAB		1	1	50%	2

# COVID-19: testing by laboratory

Data through May 15, 2021 verified as of May 16, 2021 at 09:25 AM

Data in this report are provisional and subject to change.

The numbers in the table below represent the number of Florida and non-Florida residents for whom test results were received by the Department of Health. A person can be tested by more than one laboratory and can have both positive and negative results. **Therefore, the sum of the numbers in each column will be larger than the total number of people tested.**

Reporting lab	Inconclusive	Negative	Positive	Percent positive	Total
BAPTIST HEALTH MEDICAL PLAZA			2	100%	2
PALOS COMMUNITY HOSPITAL LABORATORY			2	100%	2
AGILE URGENT CARE			2	100%	2
Community Resource and Referral Center		2			2
NEVADA DEPARTMENT OF HEALTH AND HUMAN SERVICES			2	100%	2
UNITY LONGPOND		2			2
The Friendly Home		2			2
Stillwater Healthcare		2			2
WASHINGTONVILLE PHARMACY INC		2			2
Signature Healthcare of Fort Wayne		2			2
CIGNA GATEWAY			2	100%	2
CLARKSVILLE HEALTH SYSTEM			2	100%	2
DOWN HOME MEDICAL			2	100%	2
ORCHARD LABORATORIES			2	100%	2
Kroger 101 - The Little Clinic Hill Top		2			2
CARENOW LENEXA			2	100%	2
Southern Pines Healthcare Center		1	1	50%	2
MARTINSBURG VAMC		2			2
THE FOUNTAIN AT BOCA CIEGA BAY		2			2
VA Healthcare Center- Newburg		1	1	50%	2
DUKE HEALTH REGIONAL HOSPITAL			2	100%	2
ONslow COUNTY HEALTH DEPARTMENT			2	100%	2
A G RHODES HOME AT WESLEY WOODS		2			2
CVS NJ2369POCT JACKSON		2			2
WESTMINSTER SUNCOAST			2	100%	2
GREEN RIVER MEDICAL CENTER			2	100%	2
INTERMOUNTAIN MEDICAL CENTER			2	100%	2
FHPG SURGICAL ASSOCIATES OF EAST PASCO			2	100%	2
IM&P WELLNES CENTER			2	100%	2
PT&J REHAB LLC		1	1	50%	2
MADISON HOSPITAL LABORATORY			2	100%	2
UNIVERSITY OF MISSOURI HEALTH CARE			2	100%	2
Walgreens #9278		2			2
PLAINS REGIONAL MEDICAL CENTER		2			2
UNIVERSITY COMMUNITY HEALTH SERVICES		1	1	50%	2
GENETIC ASSAYS INC			2	100%	2
ENVOY OF FORK UNION, LLC DBA ENVOY AT THE VILLAGE		2			2
BAPTIST HEALTH LEXINGTON			2	100%	2
VETERANS AFFAIRS MEDICAL CENTER - GREATER LOS ANGELES			2	100%	2
MD NOW URGENT CARE MEDICAL CENTERS INC			2	100%	2
LITTLE FALLS HOSPITAL LABORATORY		2			2
MEDEXPRESS-DOVER		2			2
Walgreens #19019		2			2
SARASOTA MEMORIAL MEDICAL URGENT CARE CENTER			2	100%	2
RAPID RESULT CORP LLC		1	1	50%	2
UNIVERSITY OF TEXAS AT EL PASO, THE			2	100%	2



# COVID-19: testing by laboratory

Data through May 15, 2021 verified as of May 16, 2021 at 09:25 AM

Data in this report are provisional and subject to change.

The numbers in the table below represent the number of Florida and non-Florida residents for whom test results were received by the Department of Health. A person can be tested by more than one laboratory and can have both positive and negative results. **Therefore, the sum of the numbers in each column will be larger than the total number of people tested.**

Reporting lab	Inconclusive	Negative	Positive	Percent positive	Total
SOUTH HILLSBOROUGH CBOC			2	100%	2
VANAYER HEALTHCARE AND REHAB CENTER		2			2
MID AMERICA CLINICAL LABS			2	100%	2
MAYO CLINIC COUMADIN CLINIC LABORATORY		1	1	50%	2
BLOSSOMS ASSISTED LIVING 1 LLC			2	100%	2
PPD CLINICAL RESEARCH UNIT			2	100%	2
IRA FIALKO DO			2	100%	2
SCDHEC BUREAU OF LABORATORIES			2	100%	2
NAVAL BRANCH MEDICAL CLINIC			2	100%	2
MILFORD REGIONAL HOSPITAL			2	100%	2
Northpoint Lexington Healthcare		1	1	50%	2
PRIMARY HEALTH CARE ASSOCIATES INC			2	100%	2
EXCUSED ABSENCE PLLC		2			2
Greystone Nursing and Rehab, LLC			2	100%	2
CSS- TWELVE OAKS			2	100%	2
CVS NC2297335CV GREENSBORO		2			2
WALGREENS #06583		2			2
HEALTH & REHAB CTR AT DOLPHINS VIEW, THE			2	100%	2
MOUNT ST MARYS HOSPITAL OF NIAGARA FALLS		1	1	50%	2
LIFT HEALTH		2			2
ARCADIA DIALYSIS CENTER			2	100%	2
SUNCOAST BLOOD BANK			2	100%	2
Van Wert Manor		2			2
Q ALL CARE MEDICAL PC		2			2
PANCARE HEALTH - SNEADS ELEMENTARY			2	100%	2
STOP URGENT CARE			2	100%	2
MEDAILLE COLLEGE WELLNESS CENTER		2			2
BAPTIST HOSPITAL INTERNAL MEDICINE GULF BREEZE			2	100%	2
Buena Vista Care Center		2			2
MAJESTIC GUARDIANS			2	100%	2
Iowa Veterans Home		2			2
MANSFIELD MEDICAL LODGE			2	100%	2
RIVER CITY MEDICAL ASSOCIATES, INC			2	100%	2
Walgreens #9890		2			2
DALLAS MEDICAL CENTER			2	100%	2
NEMOURS CHILDREN'S PRIMARY CARE THE VILLAGES		2			2
PREMIER FAMILY CARE I, INC			2	100%	2
MORRISTOWN MEMORIAL HOSPITAL		2			2
Parkview Care and Rehabilitation Center		2			2
CVS MA1238POCT MEDFIELD		1	1	50%	2
MEMORIAL HOSPITAL WEST			2	100%	2
JENNIE STUART MEDICAL CENTER			2	100%	2
UPSON REGIONAL MEDICAL CENTER		1	1	50%	2
EXPRESS CARE OF LEESBURG			2	100%	2
DEL SOL MEDICAL CENTER			2	100%	2
LINIL VISITING NURSES, INC		2			2

# COVID-19: testing by laboratory

Data through May 15, 2021 verified as of May 16, 2021 at 09:25 AM

Data in this report are provisional and subject to change.

The numbers in the table below represent the number of Florida and non-Florida residents for whom test results were received by the Department of Health. A person can be tested by more than one laboratory and can have both positive and negative results. **Therefore, the sum of the numbers in each column will be larger than the total number of people tested.**

Reporting lab	Inconclusive	Negative	Positive	Percent positive	Total
UTMB PATHOLOGY CLINICAL SERVICES LABORATORY			2	100%	2
BIOMAT USA			2	100%	2
SENECA HEALTH CARE CENTER		2			2
WARD MEMORIAL HOSPITAL		2			2
CHILDREN PHYSICIANS GROUP			2	100%	2
VALLEY BAPTIST MEDICAL CENTER: BROWNSVILLE			2	100%	2
Children's Specialized Hospital		2			2
ManorCare Rehab Center of Marietta		2			2
MOBILE MEDICAL UNIT- SAINT JOSEPH REG		2			2
BAPTIST HEALTH PRIMARY CARE AT DORAL			2	100%	2
Durham VAMC		2			2
WURLAND NURSING AND REHABILITATION, L		2			2
COLONIAL VILLA GOOD SAMARITAN CENTER		2			2
Cedar Valley Nursing & Rehab Center		2			2
NEMOURS CHILDREN'S PRIMARY CARE OF VERO BEACH			2	100%	2
BRENTWOOD AT FORE RANCH			2	100%	2
ALBUQUERQUE - AMG SPECIALTY HOSPITAL		2			2
Church Creek SNF			2	100%	2
FLORIDA PRIMARY CARE CENTER PA		2			2
Sevierville Health and Rehabilitation		2			2
AMERICAN MEDICAL LABORATORIES			2	100%	2
VA Central California HCS		2			2
ALVERNO CLINICAL LABORATORIES			2	100%	2
KETTERING MEDICAL CENTER			2	100%	2
PREVENTIVE HEALTH PARTNERS I L S C		2			2
DELAWARE DIVISION OF PUBLIC HEALTH			2	100%	2
ST VINCENT'S AMBULATORY CARE INC			2	100%	2
COASTAL MEDICAL LAB			2	100%	2
Kroger 739 - The Little Clinic La Grange Road		2			2
NATIONWIDE LABORATORY SERVICES		1	1	50%	2
FLORIDA MEDICAL CLINIC IM LUTz			2	100%	2
WALGREENS #10495		2			2
INTEAM HEALTH, INC.			2	100%	2
WATERBURY HOSPITAL REFERENCE LAB			2	100%	2
ASSOCIATES IN INTERNAL MEDICINE PA			2	100%	2
SUNBRIDGE CARE & REHAB FOR DECATUR		2			2
HEAD 2 TOE PEDIATRICS, PLLC		1	1	50%	2
DURAND SENIOR CARE & REHAB CENTER		2			2
CVS AZ7855POCT TUCSON		1	1	50%	2
SIMEDHEALTH CHIEFLAND DRAW STATION		1	1	50%	2
Virginia Gay Nursing and Rehab		2			2
PATIENT FIRST MEDICAL CENTER-CARYTOWN			2	100%	2
VENETIAN GARDENS		2			2
DUBOIS CONTINUUM OF CARE COMMUNITY INC		2			2
CAPE FEAR VALLEY MEDICAL CENTER			2	100%	2
BEREA URGENT CARE			2	100%	2

# COVID-19: testing by laboratory

Data through May 15, 2021 verified as of May 16, 2021 at 09:25 AM

Data in this report are provisional and subject to change.

The numbers in the table below represent the number of Florida and non-Florida residents for whom test results were received by the Department of Health. A person can be tested by more than one laboratory and can have both positive and negative results. **Therefore, the sum of the numbers in each column will be larger than the total number of people tested.**

Reporting lab	Inconclusive	Negative	Positive	Percent positive	Total
BUCKINGHAM PAVILION INC		2			2
Workmens Circle Multicare Center		2			2
MEDEXPRESS URGENT CARE - HAZLET		1	1	50%	2
MANISTEE COUNTY MEDICAL CARE FACILITY		2			2
Kroger 519 - The Little Clinic Georgesville Square		2			2
ACCELERATED URGENT CARE		2			2
FLORIDA DEPARTMENT OF HEALTH IN CITRUS COUNTY		2			2
BERGEN COUNTY SURGICAL AND ENDOSCOPY CENTER		2			2
STUART SURGERY CENTER, LLC			2	100%	2
PALM WEST INTERNIST PA			2	100%	2
Iron County Medical Care Facility		2			2
SPECTRA EAST INC		1	1	50%	2
PIEDMONT ATHENS REGIONAL HOSPITAL LAB			2	100%	2
INTEGRATED REGIONAL LABS			2	100%	2
NIAGARA APOTHECARY INC		2			2
TALLAHASSEE MEMORIAL HEALTHCARE FAMILY MED RESIDENCY			2	100%	2
Glenburn Home		2			2
ST MARYS HEALTH CARE SYSTEM		2			2
MEASE COUNTRYSIDE HOSPITAL CARDIAC REH			2	100%	2
MEDSTAR HARBOR HOSPITAL			2	100%	2
FIRST PREVENTION AND DIALYSIS CENTER LLC			2	100%	2
PIEDMONT MOUNTAINSIDE HOSPITAL LABORAT		2			2
NSUH AT SYOSSET		2			2
WILCOX MEDICAL CENTER-ALMA COLLEGE		2			2
CHIPLEY DIALYSIS			2	100%	2
PM PEDIATRICS OF BAYSIDE PLLC - BELLER		2			2
OPTUMSERVE HEALTH SERVICES INDIANA			2	100%	2
MEDICAL ASSOCIATES OF BREVARD LLC		1	1	50%	2
EXPERTUS LABORATORIES, INC.			2	100%	2
Winer Haven Health and Rehabilitation Center		2			2
Delaware Court Healthcare Center		2			2
ADVANCED MEDICAL CARE			2	100%	2
MEMORIAL HOSPITAL OF SOUTH BEND			2	100%	2
SENTARA NORFOLK GENERAL HOSPITAL			2	100%	2
ST ANTHONY'S PINELLAS CARE CLINIC			2	100%	2
GOLISANO PEDIATRICS PORT CHARLOTTE HARBOR		2			2
Crest Manor Living and Rehabilitation		2			2
AFC PHYSICIANS OF FLORIDA, PA			2	100%	2
INSPIRE HEALTHCARE CENTER			2	100%	2
JUST BELIEVE RECOVERY CENTER			2	100%	2
MEDEXPRESS URGENT CARE - LODI		2			2
Walgreens #5065		2			2
Colonial Manor Nursing and Rehabilitation Center		2			2
MEDICAL ASSOCIATES OF BREVARD DR S VYAS			2	100%	2
MCLAREN REGIONAL MEDICAL CENTER			2	100%	2
MEDEXPRESS URGENT CARE - SPRINGFIELD, COOLEY ST		2			2

# COVID-19: testing by laboratory

Data through May 15, 2021 verified as of May 16, 2021 at 09:25 AM

Data in this report are provisional and subject to change.

The numbers in the table below represent the number of Florida and non-Florida residents for whom test results were received by the Department of Health. A person can be tested by more than one laboratory and can have both positive and negative results. **Therefore, the sum of the numbers in each column will be larger than the total number of people tested.**

Reporting lab	Inconclusive	Negative	Positive	Percent positive	Total
DALLAS BAPTIST UNIVERSITY - HEALTH SERVICES			2	100%	2
UT AUSTIN UNIVERSITY HEALTH SERVICES			2	100%	2
NLC LABS			2	100%	2
RIDGEFIELD PEDIATRIC ASSOCIATES		2			2
SUMMIT URGENT CARE PS			2	100%	2
UMMC MIDTOWN CAMPUS			2	100%	2
LIBERTY HEALTH CENTER			2	100%	2
CALIFORNIA DIVISION OF COMMUNICABLE DISEASE CONTROL			2	100%	2
Dexter Health Care		2			2
Oakmont of Katy Nursing and Rehabilitation		2			2
BOCA RATON PHYSICIANS PA			2	100%	2
CVS NC2559POCT CHARLOTTE		2			2
ASCENSION ST MICHAEL'S HOSPITAL LAB		1	1	50%	2
EXCEPTIONAL EMERGENCY CENTER - AMARILLO			2	100%	2
EASTSIDE SPORTS COMPLEX			2	100%	2
ADVENTHEALTH EAST ORLANDO EMPLOYEE CLINIC		2			2
MILLER'S MERRY MANOR		2			2
NORTH SHORE HEMATOLOGY-ONCOLOGY ASSOCIATES		2			2
MEDEXPRESS URGENT CARE - LINCOLN N 26T		2			2
RIVERVIEW MEDICAL CLINIC		2			2
ALTUS INSTITUTE FOR BIOMEDICAL SCIENCES			2	100%	2
UMHC HOLLYWOOD LABORATORY			2	100%	2
LABTOX LABORATORIES			2	100%	2
MD NOW URGENT CARE CENTER INC.			2	100%	2
MEDEXPRESS URGENT CARE - RUSSELLVILLE, W MAIN ST		2			2
JULIE STAATS DO		2			2
Kroger 477 - The Little Clinic Fort Mitchell		2			2
WillowBrooke Court at Southampton Estates		2			2
PALM CITY NURSING AND REHAB CENTER			2	100%	2
SOUTHEAST GEORGIA HEALTH SYSTEM			2	100%	2
Avanti Wellness and Rehab			2	100%	2
HPH HOME CARE		1	1	50%	2
MEDEXPRESS URGENT CARE - MARTINSVILLE		2			2
NEW YORK CITY CENTRAL COVID			2	100%	2
Errera Community Care Center		2			2
ATLANTIC DIAGNOSTICS			2	100%	2
ALL CHILDRENS PEDIATRIC CLINIC			2	100%	2
FIRSTCHOICE FAMILY CARE, PLLC		2			2
CHAPPEL GROUP RESEARCH, THE		2			2
DESERT ROSE FL LLC		2			2
MAWD PATHOLOGY GROUP			2	100%	2
UWMC MONTLAKE DEPT OF LAB MED			2	100%	2
The Suites at Western Home Communities		2			2
GERM BUSTERS 911 LLC			2	100%	2
JUPITER PEDIATRIC ASSOCIATES, PA		1	1	50%	2
OHIOHEALTH URGENT CARE			2	100%	2

# COVID-19: testing by laboratory

Data through May 15, 2021 verified as of May 16, 2021 at 09:25 AM

Data in this report are provisional and subject to change.

The numbers in the table below represent the number of Florida and non-Florida residents for whom test results were received by the Department of Health. A person can be tested by more than one laboratory and can have both positive and negative results. **Therefore, the sum of the numbers in each column will be larger than the total number of people tested.**

Reporting lab	Inconclusive	Negative	Positive	Percent positive	Total
PUBLIX PHARMACY #1048		2			2
BIOHEALTH MEDICAL LAB INC			2	100%	2
CVS OH3980POCT KENT		2			2
DEKALB MEDICAL CENTER LABORATORY			2	100%	2
HOME ACCESS HEALTH			2	100%	2
BMC/JACSONVILLE		1	1	50%	2
FLORIDA DEPARTMENT OF HEALTH IN ESCAMBIA COUNTY		1	1	50%	2
BAPTIST HOSPITAL PRIMARY CARE GULF BREEZE			2	100%	2
LOURDES-NOREEN MCKEEN RESIDENCE□			2	100%	2
FAMILY URGENT CARE		2			2
POINT OF CARE PRIVATE HEALTH MANAGEMENT			2	100%	2
STATCARE URGENT AND WALK-IN			2	100%	2
ST. MARY'S MEDICAL CENTER EVANSVILLE, INC			2	100%	2
ASPIRUS RIVERVIEW HOSPITAL & CLINICS INC		1	1	50%	2
TRICORE REFERENCE LABORATORY		1	1	50%	2
SANFORD REGIONAL HOSPITAL WORTHINGTON		2			2
CEDARS-SINAI MEDICAL CENTER			2	100%	2
STAGES OF LIFE MEDICAL INSTITUTE			2	100%	2
PLASMA MED RESEARCH DBA		2			2
NEMOURS CHILDRENS PRIMARY CARE CLERMONT			2	100%	2
Walgreens #10207		2			2
CVS OH6185POCT PICKERINGTON		2			2
JMC TALLAHASSEE, LLC			2	100%	2
RM PHARMACY SERVICES INC		1	1	50%	2
MARCO ISLAND HOSPITAL INC D/B/A		1	1	50%	2
WAYNE MEMORIAL HOSPITAL		2			2
AUSTIN REGIONAL CLINIC MICROBIOLOGY LAB			2	100%	2
Essex Center for Rehabilitation and Healthcare		2			2
SPRINGS MEDICAL LAB		1	1	50%	2
WillowBrooke Court at Westminster Village		2			2
Cooperstown Center for Nursing and Rehabilitation		2			2
PRIMACARE MEDICAL LAKEWOOD			2	100%	2
CVS PHARMACY INC DBA CVS/PHARMACY # 10600		2			2
Kroger 412 - The Little Clinic Oxford		2			2
Alden Terrace of McHenry			2	100%	2
PALM BEACH DIABETES & ENDOCRINE SPECIALISTS PA			2	100%	2
MEDEXPRESS URGENT CARE - ST CLAIR, CLOVER DR.		1	1	50%	2
CARE NOW DENTON			2	100%	2
AVERA MEDICAL GROUP			2	100%	2
MAGNOLIA ADULT, LLC			2	100%	2
Grand Junction VAMC		2			2
NEW YORK PSYCHIATRIC INSTITUTE		2			2
DR JAMES D FORBES FAMILY CARE CENTER			2	100%	2
CARESPOT URGENT CARE		1	1	50%	2
JORDAN VALLEY MEDICAL CENTER			2	100%	2
DNA DIAGNOSTICS CENTER		2			2

# COVID-19: testing by laboratory

Data through May 15, 2021 verified as of May 16, 2021 at 09:25 AM

Data in this report are provisional and subject to change.

The numbers in the table below represent the number of Florida and non-Florida residents for whom test results were received by the Department of Health. A person can be tested by more than one laboratory and can have both positive and negative results. **Therefore, the sum of the numbers in each column will be larger than the total number of people tested.**

Reporting lab	Inconclusive	Negative	Positive	Percent positive	Total
NORTHSIDE FAMILY MEDICINE AND URGENT CARE (CUMMING)		2			2
AL MANI HEALTH INSTUTUTE		2			2
EXPRESS PHARMACY INC		1	1	50%	2
Kroger 762 - The Little Clinic Clarksville		2			2
POPLAR HEALTHCARE			2	100%	2
ST. JOSEPH REGIONAL MEDICAL CENTER			2	100%	2
ILLINOIS DEPT OF PUBLIC HEALTH LABS			2	100%	2
MEDEXPRESS URGENT CARE - CONWAY		2			2
REELFOOT FAMILY WALK IN CLINIC - TIPT		2			2
UF KANAPAHA LAB BEAKER		2			2
MEDEXPRESS URGENT CARE, LEBANON		2			2
CVS MA1877POCT NORTON		2			2
ADVENT HEALTH - OWASA			2	100%	2
HENRY FORD WEST BLOOMFIELD HOSPITAL			2	100%	2
Aurora CBOC			2	100%	2
EXCELTOX LABORATORIES LLC		2			2
LOUIS A JOHNSON VAMC		2			2
CVS NE2741POCT LA VISTA		2			2
PEDIATRIC HEALTH CARE		1	1	50%	2
VA WNYHCS - Buffalo Division		1	1	50%	2
SHEPHERD CENTER CLINICAL LABORATORY		2			2
WILLOWBROOKE CT AT LIMA ESTATES		2			2
DRR JMC URGENT CARE DONALD ROSS			2	100%	2
CARE 365			2	100%	2
ST JOHNS EPISCOPAL HOSPITAL SOUTH SHORE		1	1	50%	2
PHYSICIANS LABORATORY SERVICES			2	100%	2
COMPLETE HEALTH MEDICAL CENTER			2	100%	2
POLK PEDIATRICS		1	1	50%	2
SYLVAN NURSING			2	100%	2
ROCKEFELLER UNIVERSITY CLINICAL GENOMICS LABORATOR		2			2
MIDWAY PRIMARY CARE LLC		2			2
LAB PLUS, LLC			2	100%	2
NORTH DAKOTA VETERANS HOME		2			2
FLAGLER HOME CARE			2	100%	2
SIOUX FALLS STORM		2			2
CONWAY MEDICAL CENTER			2	100%	2
Elba Nursing and Rehabilitation Center, LLC		2			2
PULMONARY MEDICINE		2			2
REHOBOTH MCKINLEY CHRISTIAN HOSPITAL		2			2
GASTROENTEROLOGY ASSOCIATES			2	100%	2
MICARE CLINC			2	100%	2
PRESTIGE EMERGENCY ROOM LLC			2	100%	2
CITRUS PARK			2	100%	2
PM PEDIATRICS OF BAYSIDE, PLLC - RIVE		2			2
SALEM VAMC		2			2
FLORIDA MEDICAL CLINIC RADIOLOGY DALE MABRY		2			2

# COVID-19: testing by laboratory

Data through May 15, 2021 verified as of May 16, 2021 at 09:25 AM

Data in this report are provisional and subject to change.

The numbers in the table below represent the number of Florida and non-Florida residents for whom test results were received by the Department of Health. A person can be tested by more than one laboratory and can have both positive and negative results. **Therefore, the sum of the numbers in each column will be larger than the total number of people tested.**

Reporting lab	Inconclusive	Negative	Positive	Percent positive	Total
NEW YORK CITY DEPARTMENT OF HEALTH			2	100%	2
CARIBOU MEDICAL CENTER			2	100%	2
FORT MYERS NORTH DIALYSIS		1	1	50%	2
NEW BRIDGE MEDICAL CENTER		2			2
Mountainview Nursing Home		2			2
UNIVERSITY HOSPITAL OF BROOKLYN		2			2
CRAWFORD COUNTY CARE CENTER		2			2
NEW YORK UNIVERSITY MEDICAL CENTER			2	100%	2
MEDSTAR HEALTH URGENT CARE			2	100%	2
RM LAB LLC DBA EXPRESS LAB		2			2
UNIVERSITY OF VERMONT MEDICAL CENTER			2	100%	2
GALEN BAYLOR EXTENSION		2			2
BAYSHORE MEDICAL CENTER			2	100%	2
Bethany Manor		2			2
SIMPLY HEALTHCARE AND WELLNESS CLINIC, PC			2	100%	2
STEWART ST ELIZABETH MEDICAL CENTER			2	100%	2
MEDPOST - NORTH DALLAS			2	100%	2
PINARD HOME HEALTH SERVICES INC			2	100%	2
PHYSICIANS ASSOCIATES PA			2	100%	2
MEDEXPRESS URGENT CARE - SPRINGDALE, S 40TH STREET		2			2
PARK CITY HOSPITAL - RESPIRATORY CARE SERVICES			2	100%	2
EASTERN NEW MEXICO UNIVERSITY STUDENT		2			2
INDIANA STATE DEPARTMENT OF HEALTH LAB			2	100%	2
RIVIERA BEACH INTEGRATED CARE INC			2	100%	2
JACKSON LABORATORY OF GENOMIC MEDICINE		2			2
SOUTHEASTERN HEALTH FACILITES, INC		1	1	50%	2
PUBLIX PHARMACY #1387		2			2
FLORIDA CLINICAL LABORATORY INC			2	100%	2
CHRISTIAN REST HOME ASSOC		2			2
UNIVERSITY MEDICAL CENTER OF SOUTHERN NEVADA (UMCSN)			2	100%	2
BUFFALO CROSSINGS HEALTHCARE AND REHABILITATION CENTER			2	100%	2
HCA HOUSTON ER 24/7			2	100%	2
GULF COAST MEDICAL CENTER RESPIRATORY CARE			2	100%	2
DJ Jacobetti Home for Veterans		2			2
IMMEDIATE CARE MEDICAL CENTER			2	100%	2
Mount Olivet Careview Home		2			2
UNM SANDOVAL REGIONAL MEDICAL CENTER		2			2
MINUTECLINIC DIAG OF IND, LLC #6250		2			2
WELL HEALTH LABS			2	100%	2
NORTHWEST MEDICAL CENTER LABORATORY		2			2
ROYAL OAK MEDICAL CENTER LLC DBA CHARACTER FAMILY			2	100%	2
DEPT OF HEALTH			2	100%	2
ARLINGTON DIALYSIS CENTER LLC		2			2
Good Samaritan Society Waukon		2			2
Kroger 409 - The Little Clinic Hebron Marketplace		1	1	50%	2
CVS OH4327POCT PAINESVILLE		2			2

# COVID-19: testing by laboratory

Data through May 15, 2021 verified as of May 16, 2021 at 09:25 AM

Data in this report are provisional and subject to change.

The numbers in the table below represent the number of Florida and non-Florida residents for whom test results were received by the Department of Health. A person can be tested by more than one laboratory and can have both positive and negative results. **Therefore, the sum of the numbers in each column will be larger than the total number of people tested.**

Reporting lab	Inconclusive	Negative	Positive	Percent positive	Total
NYUMC CLINICAL LABORATORIES			2	100%	2
HUMILITY OF MARY HEALTH PARTNERS			2	100%	2
MEDEXPRESS URGENT CARE - MYLAN			2	100%	2
FIRST CARE WALK IN CLINIC LLC			2	100%	2
FLORIDA LIVING NURSING CENTER			2	100%	2
CVS TX7431POCT ROWLETT		2			2
APPLECARE VALDOSTA			2	100%	2
IMA MEDICAL CENTER OF SOUTH WEST ORLANDO		1	1	50%	2
WEST FLORIDA MEDICAL ASSOCIATES, PA			2	100%	2
PRONTO URGENT CARE			2	100%	2
Guilford Health Care Center		2			2
CONEMAUGH MEMORIAL MEDICAL CENTER		2			2
COBLESKILL REGIONAL HOSPITAL		2			2
ADVANCED FOOT AND ANKLE OF INDIAN RIVER		2			2
BAPTIST HEALTHCARE - LAKEVIEW CENTER INC		2			2
LAB CORP OF AMER SAN DIEGO			2	100%	2
TGH Brandon Healthplex Laboratory			2	100%	2
CLEVELAND CLINIC IMAGING			2	100%	2
URGENT CARE OF COASTAL GEORGIA			2	100%	2
PIEDMONT WALTON HOSPITAL		2			2
REGIONS HOSPITAL LABORATORY			2	100%	2
FL DEPT OF HEALTH MARION COUNTY MOBILE HEALTH UNIT			2	100%	2
ROYAL CARE MEDICAL CENTER			2	100%	2
ERGENT MED SAINT SIMONS			2	100%	2
Harbert Hills Academy Nursing Home		2			2
BERKSHIRE MEDICAL CENTER			2	100%	2
Village Green Health & Rehabilitation		2			2
CARBON HEALTH			2	100%	2
LIFESPRING COMMUNITY HEALTH		2			2
MY PHARMACY			2	100%	2
ELMHURST MEMORIAL HOSPITAL			2	100%	2
Kroger 400 - The Little Clinic Hartley Bridge Rd		1	1	50%	2
SOUTHEASTERN INSTITUTE OF RESTORATIVE MEDICINE		1	1	50%	2
RAPID MEDLAB (002MO)		2			2
Kroger 672 - The Little Clinic Bill Kennedy & Glenwood		2			2
BIONIC TECHNOLOGIES CORPORATION			2	100%	2
Cortland Acres Association		2			2
CARINGPLUS HOMECARE LLC		1	1	50%	2
Lynwood		2			2
CAROLINA BAY HEALTHCARE CTR OF WILMING		2			2
IDAHO BUREAU OF LABORATORIES		2			2
Garden Isle Healthcare and Rehabilitation Center		2			2
INA		1	1	50%	2
DOCTOR TODAY URGENT CARE			2	100%	2
UNIVERSITY OF MN MEDICAL CENTER EAST CAMPUS			2	100%	2
SHORE MEDICAL CENTER		2			2



# COVID-19: testing by laboratory

Data through May 15, 2021 verified as of May 16, 2021 at 09:25 AM

Data in this report are provisional and subject to change.

The numbers in the table below represent the number of Florida and non-Florida residents for whom test results were received by the Department of Health. A person can be tested by more than one laboratory and can have both positive and negative results. **Therefore, the sum of the numbers in each column will be larger than the total number of people tested.**

Reporting lab	Inconclusive	Negative	Positive	Percent positive	Total
SOUTHERN TENNESSEE MEDICAL CENTER			2	100%	2
BAYCARE OUTREACH LAB WH SOUTH			2	100%	2
CPL INC/BSSC PATHOLOGY		2			2
ABILITY DIAGNOSTICS LLC			2	100%	2
FLORIDA MENTOR FAULKNER GROUP HOME			2	100%	2
JASPER MEMORIAL HOSPITAL		1	1	50%	2
GULFCOAST JEWISH FAMILY			2	100%	2
WALGREENS #05018		2			2
Manor At Perrysburg		2			2
UMASS MEMORIAL MEDICAL CENTER, INC		1	1	50%	2
FLORIDA DEPARTMENT OF HEALTH IN LEE COUNTY		1	1	50%	2
BERNHARDT LABORATORIES INC			2	100%	2
MIDDLEBURG PEDIATRICS			2	100%	2
SOUTHERN REGIONAL MEDICAL CENTER		2			2
GRANDVIEW COLLEGE STUDENT HEALTH CENTE		2			2
Eagle Health and Rehabilitation		2			2
HOUSTON HEALTH DEPARTMENT - BUREAU OF LABORATORY SERVICES			2	100%	2
CVS AZ5892POCT LAVERN		2			2
Douglas County Health Center		2			2
METHODIST MANSFIELD MEDICAL CENTER			2	100%	2
Good Samaritan Society-Blackduck		1	1	50%	2
NEMOURS CHILDRENS PRIMARY CARE			2	100%	2
Mary Anna Nursing Home		2			2
HEARTLAND REGIONAL MEDICAL CENTER		1	1	50%	2
AHC PARIS		2			2
SOUTHSIDE FAMILY MEDICAL		2			2
SACRED HEART HOSPITAL ON THE EMERALD			2	100%	2
INSPIRIT SENIOR LIVING			2	100%	2
Bedford Care Center of Hattiesburg		2			2
FIRST CHOICE MEDICAL PC			2	100%	2
ABBEY DELRAY SOUTH IN FLORIDA			2	100%	2
SPRING VALLEY HOSPITAL MEDICAL CENTER			2	100%	2
WEST HOUSTON MEDICAL CENTER			2	100%	2
CARRIER MILLS NURSING & REHABILITATION CENTER LLC		2			2
EASTERN NIAGARA HOSPITAL		2			2
CITY OF NEW YORK DEPARTMENT OF HEALTH			2	100%	2
DESERT SPRINGS HOSPITAL			2	100%	2
FRASER MEMORIAL HOSPITAL		1	1	50%	2
DIAGNOSTIC CLINIC MEDICAL GROUP INC		2			2
AYASS BIOSCIENCE LLC			2	100%	2
CVS AZ10529POCT SCOTTSDALE		2			2
MEDLOGIC, LLC		2			2
GPI MEDICAL CENTER, INC			2	100%	2
SPRINGFIELD HOSPITAL LABORATORY			2	100%	2
MEDERI CARETENDERS		1	1	50%	2
HELEN HAYES HOSPITAL LABORATORY		2			2

# COVID-19: testing by laboratory

Data through May 15, 2021 verified as of May 16, 2021 at 09:25 AM

Data in this report are provisional and subject to change.

The numbers in the table below represent the number of Florida and non-Florida residents for whom test results were received by the Department of Health. A person can be tested by more than one laboratory and can have both positive and negative results. **Therefore, the sum of the numbers in each column will be larger than the total number of people tested.**

Reporting lab	Inconclusive	Negative	Positive	Percent positive	Total
ATHENA CARE RESOURCES LLC		2			2
DOCTORS CARE OF PALM COAST			2	100%	2
FAST TEST NOW		2			2
Holiday Retirement Home			2	100%	2
LOWELL GENERAL HOSPITAL			2	100%	2
LONG, SARAH		1	1	50%	2
Sanctuary Health Wadsworth		2			2
CVS PA5447POCT NEWTOWN		2			2
ACL LABORATORIES - ROSEMONT			2	100%	2
CARTERSVILLE URGENT CARE		1	1	50%	2
U OF MIAMI MILLER SCHOOL OF MEDICINE			2	100%	2
PHYSICIANS PREMIER			2	100%	2
SUMMIT URGENT CARE - MARIETTA		2			2
TRIDENT ANTI AGING LLC			2	100%	2
Kingston of Miamisburg		2			2
FLORIDA COMMUNITY HEALTH CENTERS, INC.			2	100%	2
CVS TX3702POCT KATY		2			2
SENDER RETREAT ADULT DAY CARE CENTERS			2	100%	2
ROPER HOSPITAL			2	100%	2
BETHESDA HOSPITAL			2	100%	2
LILY PHARMACY		2			2
DEER'S HEAD CENTER		2			2
ST PETERSBURG GENERAL HOSPITAL LABORATORY			2	100%	2
Kroger 127 - The Little Clinic Lakewood-Alameda		2			2
WELLSTAR SPALDING REGIONAL MEDICAL CENTER		2			2
COLONIAL HEALTH CARE		1	1	50%	2
EDGEWATER RETIREMENT MANOR			2	100%	2
ACKERMAN CANCER CENTER		2			2
AHC Humboldt		2			2
HERITAGE CARE AND REHABILITATION CENTE		2			2
CareATC - Enovation Controls			2	100%	2
MOBILE PHLEBOTOMY SERVICES			2	100%	2
BAPTIST HEALTH PRIMARY CARE HOMESTEAD			2	100%	2
DMC UNIVERSITY LABORATORIES		1	1	50%	2
KANSAS CITY VA MEDICAL CENTER			2	100%	2
SIMMONS			2	100%	2
Kroger 549 - The Little Clinic Clinton Highway		2			2
UNITED MEMORIAL MEDICAL CENTER			2	100%	2
BAPTIST HOSPITAL LABORATORY			2	100%	2
Cypress Cove Center		2			2
MOBILE COUNTY HEALTH DEPARTMENT		1	1	50%	2
THE RIM URGENT CARE			2	100%	2
PIEDMONT URGENT CARE - CONYERS		2			2
ASCENSION ST VINCENT'S RIVERSIDE			2	100%	2
MEMORIAL HERMANN HOSPITAL			2	100%	2
FLORIDA CLINICAL RESEARCH CENTER, LLC			1	100%	1

# COVID-19: testing by laboratory

Data through May 15, 2021 verified as of May 16, 2021 at 09:25 AM

Data in this report are provisional and subject to change.

The numbers in the table below represent the number of Florida and non-Florida residents for whom test results were received by the Department of Health. A person can be tested by more than one laboratory and can have both positive and negative results. **Therefore, the sum of the numbers in each column will be larger than the total number of people tested.**

Reporting lab	Inconclusive	Negative	Positive	Percent positive	Total
Nemours Children's Clinic-Orla			1	100%	1
MCCORMICK AMBULANCE		1			1
Royal Palm Beach Health and Rehab Center			1	100%	1
ISSAM ALBANNA MD PA			1	100%	1
CARENOW URGENT CARE-MURFREESBORO			1	100%	1
PHYSICIANS URGENT CARE			1	100%	1
C V S / PHARMACY #833		1			1
BIOLOGIK NP		1			1
WARREN GENERAL HOSPITAL			1	100%	1
PALACE CARE AND REHAB		1			1
NOORANI MEDICAL CENTER LLC			1	100%	1
Kroger 717 - The Little Clinic Dolphin Drive			1	100%	1
NEMOUR'S CHILDREN'S CLINIC			1	100%	1
HUNTERS CREEK MEDICAL ASSOCIATES PA		1			1
RCP OF MEMORIAL WEST			1	100%	1
PANCARE HEALTH - CARR ELEM & MIDDLE SCHOOL			1	100%	1
STEPHENS COUNTY HOSPITAL			1	100%	1
WELLSTREET BETHANY BEND		1			1
CHI MEMORIAL HOSPITAL CHATTANOOGA			1	100%	1
TENNOVA HEALTHCARE - CLEVELAND			1	100%	1
INFANTS & CHILDREN PA			1	100%	1
ADVANCED MEDICAL LABORATORIES (AML)			1	100%	1
JACKSON GENERAL HOSPITAL			1	100%	1
Tremont Health & Rehabilitation Center		1			1
Brio of Johnston		1			1
SIGNATURE CARE MIDLAND			1	100%	1
INTERIM HHA OF ST AUGUSTINE INC		1			1
DOCTORS HOSPITAL OF LAREDO			1	100%	1
SAINT LEO UNIVERSITY INCORPORATED			1	100%	1
MEDEXPRESS URGENT CARE-HAVERHILL		1			1
DOYLESTOWN HOSPITAL			1	100%	1
MD NOW MEDICAL CENTERS, INC			1	100%	1
Lakeview Care Center			1	100%	1
ELATION HEALTH		1			1
DORNOCH PLACE DEL PRADO		1			1
HEALTH CLINIC,THE		1			1
Manor Care Health Services			1	100%	1
GENEVA FAMILY HEALTH			1	100%	1
Fairhope		1			1
TMH URGENT CARE CENTER			1	100%	1
BEACH CARE PLLC			1	100%	1
SILVERMAN			1	100%	1
THE CHILDREN'S HOSPITAL OF PHILADELPHIA		1			1
CARILION CLINIC LAB TESTING SITE-POSTAL		1			1
MEMORIAL HERMANN KATY HOSPITAL			1	100%	1
EMERY MEDICAL CENTER			1	100%	1

# COVID-19: testing by laboratory

Data through May 15, 2021 verified as of May 16, 2021 at 09:25 AM

Data in this report are provisional and subject to change.

The numbers in the table below represent the number of Florida and non-Florida residents for whom test results were received by the Department of Health. A person can be tested by more than one laboratory and can have both positive and negative results. **Therefore, the sum of the numbers in each column will be larger than the total number of people tested.**

Reporting lab	Inconclusive	Negative	Positive	Percent positive	Total
TAMPA FAMILY HEALTH CENTERS			1	100%	1
Brynwood Health & Rehabilitation Center			1	100%	1
CYPRESS CREEK OUTPATIENT SURGICAL CTR, LLC			1	100%	1
Melbourne Terrace Rehabilitation Center			1	100%	1
RESOURCE PATH LLC			1	100%	1
BRIDGEWAY CENTER INC			1	100%	1
Greene Meadows Nursing and Rehabilitation Center		1			1
SHARON REGIONAL MEDICAL CENTER			1	100%	1
Towne Manor East		1			1
WEST VIRGINIA UNIVERSITY HOSPITALS			1	100%	1
CARESPOT - OCOEE			1	100%	1
ENT AND ALLERGY ASSOCIATES, LLP		1			1
FLAGLER CARE CENTER			1	100%	1
HIGHLAND LABORATORY			1	100%	1
BMRHC HARRISON		1			1
QUALITY LAB			1	100%	1
MANHATTAN EYE EAR AND THROAT HOSPITAL		1			1
Davie Nursing & Rehabilitation Center		1			1
777 URGENT CARE			1	100%	1
Erie VAMC		1			1
NORTH SHORE HEMATOLOGY-ONCOLOGY ASSOCI		1			1
CLEVELAND HEARTLAB			1	100%	1
Bridgeway Care and Rehabilitation Center		1			1
ROAN MOUNTAIN MEDICAL CENTER			1	100%	1
BEACHSIDE DETOX		1			1
MARY WASHINGTON HOSPITAL HOME HEALTH AGENCY	1				1
OAKWOOD HOSPITAL - SOUTHSHORE			1	100%	1
BORINQUEN HEALTH CENTER			1	100%	1
Walgreens #12153		1			1
CVS AZ9302POCT TUCSON		1			1
WALKIN MEDICAL URGENT CARE,NEW CITY			1	100%	1
NEMOURS CHILDREN'S PRIMARY CARE			1	100%	1
Pelican Health Norfolk			1	100%	1
LAS PALOMAS SENIOR LIVING		1			1
TAYLOR COUNTY HEALTH DEPARTMENT			1	100%	1
COURTLAND TERRACE		1			1
PEDIATRIC ASSOC OF JACKSONVILLE PA			1	100%	1
SUN LABORATORY SERVICES,INC			1	100%	1
THE EMORY CLINIC			1	100%	1
BMC/NASSAU			1	100%	1
JOHN MANCHIN SR HEALTH CARE CENTER		1			1
RAPID CITY REGIONAL HOSPITAL -579 ATTN. LABORATORY		1			1
TRIHEALTH			1	100%	1
Greenfield Health & Rehab Center		1			1
MOUNTAINVIEW URGENT CARE VALLEY		1			1
DOCTORS HEARING			1	100%	1

# COVID-19: testing by laboratory

Data through May 15, 2021 verified as of May 16, 2021 at 09:25 AM

Data in this report are provisional and subject to change.

The numbers in the table below represent the number of Florida and non-Florida residents for whom test results were received by the Department of Health. A person can be tested by more than one laboratory and can have both positive and negative results. **Therefore, the sum of the numbers in each column will be larger than the total number of people tested.**

Reporting lab	Inconclusive	Negative	Positive	Percent positive	Total
Cibolo Creek Rehabilitation Health Living Center		1			1
RYE BEACH PHARMACY INC		1			1
Lantern Park Specialty Care		1			1
GWINNETT MEDICAL CENTER			1	100%	1
FLORIDA DEPARTMENT OF HEALTH PALM BEACH COUNTY			1	100%	1
ST JOHNS PEDIATRICS PA		1			1
PHYSICIANS ASSOCIATES			1	100%	1
COASTAL PEDIATRICS LLC			1	100%	1
ALIMETRIX INC		1			1
Parkview Care Center			1	100%	1
SMA BEHAVIORAL HEALTH SERVICES INC		1			1
EMPATH HOME HEALTH LLC			1	100%	1
AURORA CONSOLIDATED LABORATORY			1	100%	1
WMC HEALTH GROUP INC			1	100%	1
NHC Chattanooga			1	100%	1
Walgreens #12695			1	100%	1
SMITH			1	100%	1
STUDENT HEALTH CENTER			1	100%	1
MEDICAL ASSOCIATES OF THE SHOALS		1			1
WALGREENS #10308		1			1
The Center at Centennial			1	100%	1
ADVANCE HEALTH AND WELLNESS SOLUTIONS			1	100%	1
BAPTIST EMERGENCY HOSPITAL - KELLY			1	100%	1
METRO HEALTH HOSPITAL LABORATORY		1			1
Kroger 705 - The Little Clinic Richmond		1			1
MINUTE CLINIC DIAGNOSTIC MED GRP OF CA		1			1
FAMILY MEDICAL CLINIC KENDALL LLC			1	100%	1
ENCOMPASS HEALTH REHAB HOSP TOMS RIVER		1			1
CVS IL7142POCT LOCKPORT		1			1
ST JOSEPHS CHILDRENS HOSPITAL PEDI TRANSPORT			1	100%	1
Kroger 006 - The Little Clinic Uintah Gardens		1			1
Washington County Nursing Home			1	100%	1
park avenue extended care		1			1
GATEWAY FAMILY HEALTH CLINIC			1	100%	1
COVE AT THE MARBELLA,THE			1	100%	1
HIGH DESERT COURT GROUP HOME			1	100%	1
A.G. Rhodes		1			1
BANNER UNIVERSITY MEDICAL CENTER			1	100%	1
WALGREENS #5130			1	100%	1
BLESSINGS MEDICAL CLINIC, THE			1	100%	1
BOCA RATON REGIONAL HOSPITAL		1			1
GAMMA HEALTHCARE, INC		1			1
Kroger 894 - The Little Clinic NEC		1			1
LEXINGTON HOSPITAL CORPORATION			1	100%	1
NORTHSIDE HOSPITAL GWINNETT		1			1
UNIVERSITY OF MIAMI SCHOOL OF MEDICINE			1	100%	1

# COVID-19: testing by laboratory

Data through May 15, 2021 verified as of May 16, 2021 at 09:25 AM

Data in this report are provisional and subject to change.

The numbers in the table below represent the number of Florida and non-Florida residents for whom test results were received by the Department of Health. A person can be tested by more than one laboratory and can have both positive and negative results. **Therefore, the sum of the numbers in each column will be larger than the total number of people tested.**

Reporting lab	Inconclusive	Negative	Positive	Percent positive	Total
MY URGENT CARE CLINIC			1	100%	1
CAREAGE PLASTIC SURGERY			1	100%	1
Chatsworth Health Care		1			1
ALBUQUERQUE INDIAN HEALTH CENTER		1			1
CONWAY - SHERWOOD URGENT CARE			1	100%	1
SCHUYLER HOSPITAL		1			1
MONROE HOSPITAL			1	100%	1
NABI		1			1
IVY CREEK FAMILY CARE OF TROY			1	100%	1
FIRSTCARE MEDICAL CENTER			1	100%	1
COLLINS NURSING HOME		1			1
CROZER-CHESTER MEDICAL CENTER			1	100%	1
GADSDEN FAMILY PRACTICE		1			1
PHYSICIAN ASSOCIATES, LLC			1	100%	1
Vista Park			1	100%	1
ST. PETERSBURG PEDIATRICS-SEMINOLE			1	100%	1
WINTER PARK MEMORIAL HOSPITAL LABORATORY		1			1
BROWARD MEDICAL LAB			1	100%	1
PANCARE HEALTH - BRUCE			1	100%	1
CONCENTRA - TAMPA EAST		1			1
CONSOLIDATED			1	100%	1
URGENT 202 COX CREEK PKWY		1			1
FLORIDA DEPARTMENT OF HEALTH IN BROWARD COUNTY		1			1
SHAH			1	100%	1
ERIE COUNTY EMERGENCY SERVICES DIV OF		1			1
WELLCARE URGENT CARE			1	100%	1
ASHLEY PEDIATRICS DAY AND NIGHT CLINIC			1	100%	1
UTAH VALLEY HOSPITAL LABORATORY			1	100%	1
Alexandria Place		1			1
WALGREENS #06025		1			1
MID-FLORIDA PATHOLOGY LLC		1			1
CAH ACQUISITION COMPANY 11 LLC			1	100%	1
NONA MEDICAL ARTS		1			1
HEALTH CARPENTER PLLC		1			1
ELKTON TRANSITIONAL CARE CENTER		1			1
RIVIERA BEACH HEALTH CENTER LAB			1	100%	1
PUTNAM COUNTY PUBLIC HEALTH UNIT WIC		1			1
AVANTARA REDFIELD		1			1
NORTHWEST TEXAS HEALTHCARE SYSTEM,INC			1	100%	1
MGH DEPARTMENT OF PATHOLOGY			1	100%	1
Walgreens #3049		1			1
SACRED HEART MEDICAL CENTER			1	100%	1
SEGAL INSTITUTE FOR CLINICAL RESEARCH INC			1	100%	1
EXPRESS CARE OF OCALA			1	100%	1
Premier Estates of Dublin, LLC		1			1
EAGLE COUNTY HEALTH AND HUMAN SERVICES			1	100%	1

# COVID-19: testing by laboratory

Data through May 15, 2021 verified as of May 16, 2021 at 09:25 AM

Data in this report are provisional and subject to change.

The numbers in the table below represent the number of Florida and non-Florida residents for whom test results were received by the Department of Health. A person can be tested by more than one laboratory and can have both positive and negative results. **Therefore, the sum of the numbers in each column will be larger than the total number of people tested.**

Reporting lab	Inconclusive	Negative	Positive	Percent positive	Total
SARHA DOCTORS CENTER			1	100%	1
Alden Lincoln Park			1	100%	1
CARSON NURSING AND REHABILITATION CENTER		1			1
LAKELAND MEDICAL CENTER			1	100%	1
SUNCOAST FAMILY MEDICAL ASSOCIATES			1	100%	1
BAPTIST HEALTH PRIMARY CARE AT CUTLER BAY			1	100%	1
GREATER MIAMI DIALYSIS			1	100%	1
SWIFTCARE URGENT CARE, PLLC			1	100%	1
PHYSICIANS URGENT CARE PLLC		1			1
BROWNSVILLE ADULT AND PEDIATRIC CLINIC			1	100%	1
SPELMAN COLLEGE DEPT OF HEALTH SERVICE		1			1
Kroger 353 - The Little Clinic Harpers Point		1			1
BETTER U BETTER LIFE WELLNESS LLC			1	100%	1
ABBOTT LABORATORIES ROSS PRODUCTS			1	100%	1
COLER REHABILITATION AND NURSING CARE		1			1
UF HEALTH THE VILLAGES			1	100%	1
ELMCROFT OF TIMBERLIN PARC			1	100%	1
BSA PHYSICIANS GROUP, INC D/B/A BSA FAMILY MEDICAL			1	100%	1
Kingston Care Center of Fort Wayne		1			1
DW MCMILLAN MEMORIAL HOSPITAL LABORATORY			1	100%	1
The Evangelical Lutheran Good Samaritan Society Prescott Village		1			1
COMMONWEALTH OF VIRGINIA DIVISION OF CONSOLIDATED LABORATORY SERVICES			1	100%	1
SHADY GROVE ADVENTIST HOSPITAL			1	100%	1
SOUTHEAST MISSOURI HOSPITAL		1			1
ALLIANCE LABORATORY SERVICES			1	100%	1
SELF REGIONAL HEALTHCARE			1	100%	1
DISCOVERY AT HOME, LLC			1	100%	1
UNITED MEMORIAL		1			1
FLORIDA ADVANCED MEDICAL AND DERM AESTHETICS LLC			1	100%	1
KINGWOOD EMERGENCY CENTER			1	100%	1
Robinson Terrace Rehabilitation and Nursing Center		1			1
ORANGE PEDIATRICS PA			1	100%	1
SALTZER URGENT CARE			1	100%	1
DERMDX, DIV OF AURORA DIAGNOSTICS/BERNHARDT LAB		1			1
C V S / PHARMACY #4396		1			1
Monument Health Strugis Care Center		1			1
PENSACOLA PRIMARY CARE INC		1			1
BOCA CIEGA CENTER			1	100%	1
O'CONNELL HEALTH CENTER AT ST JOHNS			1	100%	1
EXPRESS WALK IN MEDICAL CENTER			1	100%	1
REDSTONE REHABILITATION & NURSING CENT		1			1
ALDEN PHARMACY		1			1
GARDEN VIEW CARE CENTER		1			1
SYCAMORE MEDICAL CENTER-KETTERING HEALTH NETWORK			1	100%	1
BRIDGES AT LIFE CARE CENTER OF OCALA, THE			1	100%	1
Imperial Healthcare Centre			1	100%	1

# COVID-19: testing by laboratory

Data through May 15, 2021 verified as of May 16, 2021 at 09:25 AM

Data in this report are provisional and subject to change.

The numbers in the table below represent the number of Florida and non-Florida residents for whom test results were received by the Department of Health. A person can be tested by more than one laboratory and can have both positive and negative results. **Therefore, the sum of the numbers in each column will be larger than the total number of people tested.**

Reporting lab	Inconclusive	Negative	Positive	Percent positive	Total
VA North May Outpatient Clinic		1			1
Highland Pointe Health and Rehabilitation center		1			1
ELKHART GENERAL HOSPITAL			1	100%	1
PUBLIX PHARMACY #1114			1	100%	1
LiveWell		1			1
ROSEN MEDICAL CENTER AT ROSEN COLLEGE CAMPUS			1	100%	1
EMERSON HOSPITAL LABORATORY			1	100%	1
WYOMING COUNTY DEPARTMENT OF HEALTH		1			1
OMC PRIMARY CARE - HOSPITAL CAMPUS			1	100%	1
PERRY COUNTY NURSING HOME		1			1
MEMORIALCARE LONG BEACH MEDICAL CENTER			1	100%	1
PULMONARY, CRITICAL CARE AND SLEEP DISORDERS INSTITUTE OF SOUTH FLORID			1	100%	1
CAREWELL URGENT CARE FITCHBURG			1	100%	1
FAYETTE MEDICAL CENTER LAB		1			1
EMBASSY LAKES ARTIFICIAL KIDNEY CENTER			1	100%	1
Sanctuary Pointe Nursing & Rehab		1			1
MIL LAKE HEALTHCARE CENTER INC PEDIATRICS			1	100%	1
SPINE & PAIN CONSULTANT PLLC		1			1
Heartland Health Care Center Jacksonville			1	100%	1
Medilodge of East Lansing		1			1
EVEXIA DIAGNOSTICS			1	100%	1
CITRONELLE HEALTH AND REHABILITATION CENTER		1			1
ADVENTHEALTH PHYSICIAN GROUP - APPLEWOOD			1	100%	1
SUMMIT DETOX INC			1	100%	1
OCEANVIEW NURSING AND REHABILITAION CENTER			1	100%	1
BISHOP KEARNEY		1			1
CORPUS CHRISTI MEDICAL CENTER			1	100%	1
HEBER VALLEY HOSPITAL			1	100%	1
Kroger 970 - The Little Clinic Westfield			1	100%	1
CROWNPOINT HEALTHCARE FACILITY		1			1
Rio Grande City Nursing and Rehab Center			1	100%	1
Heritage Health of Peru			1	100%	1
WINDROSE HEALTH NETWORK			1	100%	1
TEXAS HEALTH ARLINGTON MEMORIAL HOSPITAL			1	100%	1
TEXAS HEALTH ARLINGTON MEMORIAL		1			1
ACUTE AND COMMUNICABLE DISEASE PREVENTION			1	100%	1
LABTEST LLC LABTEST DIAGNOSTICS			1	100%	1
FALKVILLE HEALTHCARE		1			1
MADISON REHABILITATION HOSPITAL		1			1
PEDRO MENENDEZ HEALTH CENTER AT ST JOHNS			1	100%	1
OMAHA VA MEDICAL CENTER			1	100%	1
HEALTH CONSERVATION, INC		1			1
LIFE SAVERS EMERGENCY ROOM II, LLC		1			1
MED-LAKE LABORATORY			1	100%	1
QC LABORATORY			1	100%	1
AUGUSTA HEALTH CLINICAL LABORATORY			1	100%	1



# COVID-19: testing by laboratory

Data through May 15, 2021 verified as of May 16, 2021 at 09:25 AM

Data in this report are provisional and subject to change.

The numbers in the table below represent the number of Florida and non-Florida residents for whom test results were received by the Department of Health. A person can be tested by more than one laboratory and can have both positive and negative results. **Therefore, the sum of the numbers in each column will be larger than the total number of people tested.**

Reporting lab	Inconclusive	Negative	Positive	Percent positive	Total
Allen Health and Rehabilitation		1			1
FAIRLAWN OPCO LLC DBA ARBORS AT FAIRLAWN		1			1
Southwest Louisiana Veterans Home			1	100%	1
WEST COAST CLINICAL LABS INC			1	100%	1
MEDICAL CITY DENTON			1	100%	1
ALWAYS BEST CARE HOME HEALTH AGENCY			1	100%	1
WINNIFRED ASSISTED LIVING FACILITY INC		1			1
CVS OH6153POCT COLUMBUS		1			1
ADVENTHEALTH WOUND CARE CENTER			1	100%	1
ENCOMPASS HEALTH REHABILITATION HOSPITAL OF UTAH		1			1
MEDONE URGENT CARE			1	100%	1
MEDSTOP PHARMACY			1	100%	1
Court House Center		1			1
HAWKEYE CARE CENTER DUBUQUE		1			1
ST LUKES SURGICAL AT THE VILLAGES INC			1	100%	1
AUTUMN HOUSE			1	100%	1
ARGENTINE CARE CENTER		1			1
Fulton County Medical Center Long Term Care			1	100%	1
DUBLIN METHODIST HOSPITAL			1	100%	1
Lodge Nursing & Rehab Center		1			1
WILLOW DALE WELLNESS VILLAGE APARTMENT		1			1
MED CHOICE CENTER OF NORTH MIAMI			1	100%	1
BAYOU URGENT CARE			1	100%	1
Monument Health Custer Care Center		1			1
SAINT BARNABAS MEDICAL CENTER		1			1
HOUSTON DEPARTMENT OF HEALTH AND HUMAN SERVICES			1	100%	1
MONONGAHELA VALLEY HOSPITAL			1	100%	1
CHEROKEE PARK REHABILITATION		1			1
WRNMMC BETHESDA			1	100%	1
NORWALK HOSPITAL			1	100%	1
APOLLO ADVANCED HOME HEALTH CORP			1	100%	1
INTERNAL MEDICINE,SCOTTS VALLEY OFFICE, PALO ALTO MEDICAL FOUNDATION			1	100%	1
St. Anthonys Nursing and Rehab			1	100%	1
ROCKLEDGE HEALTH & REHABILITATION CENTER			1	100%	1
VIVEX/UMTB BIOMEDICAL			1	100%	1
COMMUNITY URGENT CARE PC			1	100%	1
AUSTIN URGENT CARE			1	100%	1
BOCA GENERAL AND FAMILY MEDICINE		1			1
Kroger 97 - The Little Clinic Hutchinson		1			1
HEALTH DIV OAK RIDGE NATL LABORATORY		1			1
Kroger 682 - The Little Clinic New Holland Market			1	100%	1
Kroger 670 - The Little Clinic Powell		1			1
GEORGE WASHINGTON UNIVERSITY HOSPITAL			1	100%	1
SOLDIERS' HOME OF HOLYOKE		1			1
CHILDREN'S MEMORIAL HOSPITAL			1	100%	1
ASCARATE DIALYSIS			1	100%	1

# COVID-19: testing by laboratory

Data through May 15, 2021 verified as of May 16, 2021 at 09:25 AM

Data in this report are provisional and subject to change.

The numbers in the table below represent the number of Florida and non-Florida residents for whom test results were received by the Department of Health. A person can be tested by more than one laboratory and can have both positive and negative results. **Therefore, the sum of the numbers in each column will be larger than the total number of people tested.**

Reporting lab	Inconclusive	Negative	Positive	Percent positive	Total
PCG MOLECULAR			1	100%	1
HOSPITAL SISTERS HEALTH SYSTEM (HSHS)			1	100%	1
CAN COMMUNITY HEALTH LLC		1			1
Spring Gate Rehab and Healthcare Center		1			1
PARKVIEW REGIONAL MEDICAL CENTER			1	100%	1
SSC NASHVILLE OPERATING CO LLC D/B/A		1			1
FRIO REGIONAL PRIMARY CARE AND URGENT CARE CLINIC			1	100%	1
CVS M08564POCT INDEPENDENCE		1			1
Oklahoma Methodist Manor			1	100%	1
REVIVE			1	100%	1
HIBISCUS COURT			1	100%	1
BAPTIST MEDICAL PLAZA AT WESTCHESTER			1	100%	1
OCCUPATIONAL HEALTH CENTER		1			1
BAYLOR SCOTT AND WHITE MEDICAL CENTER -CENTENTENNIAL			1	100%	1
HEALTHCARE ASSOCIATES OF IRVING, LLP			1	100%	1
ORMOND MEDICAL ARTS FAMILY PRACTICE PL			1	100%	1
Avera Sr. James Care Center		1			1
OPTUM MEDICAL CLINIC IN ROCKRIMMON			1	100%	1
SUNDIAL MANUFACTURING		1			1
QUEST INC			1	100%	1
DELTA INTERNAL MEDICINE CENTER			1	100%	1
SPECTRUM LABORATORY			1	100%	1
THE LITTLE CLINIC, LLC			1	100%	1
COASTAL ER IX, PHYSICIANS PREMIER			1	100%	1
NEMOURS CHILDREN HOSPITAL			1	100%	1
BETHESDA ON TURKEY CREEK			1	100%	1
TENNOVA ER - SANGO			1	100%	1
UC TAMiami			1	100%	1
ManorCare Health Services/ York South		1			1
TFH HOME HEALTH INC			1	100%	1
URGENT CARE OF FORT LAUDERDALE INC			1	100%	1
PACIFICA CARE PLLC			1	100%	1
GRANITE FALLS LTC, LLC		1			1
LabCorp L#09258295 M#09258285			1	100%	1
WATERTOWN URGENT CARE		1			1
MEDICAL CLINIC OF HOUSTON			1	100%	1
MISSISSIPPI VALLEY REGIONAL BLOOD CENTER			1	100%	1
HEALTH SERVICES-COLUMBIA COLLEGE		1			1
CONTINENTAL HOME HEALTH CARE INC			1	100%	1
MEMORIAL HOSPITAL LOS BANOS			1	100%	1
SOMA MEDICAL CENTER PA #2 OAKLAND			1	100%	1
HEALTH CHOICES, PLLC		1			1
SIERRA HEALTH CARE CENTER		1			1
Village Crest Center for Health & Rehabilitation		1			1
SEATTLE-KING COUNTY			1	100%	1
SAN JOSE CLINIC		1			1

# COVID-19: testing by laboratory

Data through May 15, 2021 verified as of May 16, 2021 at 09:25 AM

Data in this report are provisional and subject to change.

The numbers in the table below represent the number of Florida and non-Florida residents for whom test results were received by the Department of Health. A person can be tested by more than one laboratory and can have both positive and negative results. **Therefore, the sum of the numbers in each column will be larger than the total number of people tested.**

Reporting lab	Inconclusive	Negative	Positive	Percent positive	Total
Hillside Manor Rehabilitation and Extended Care Center		1			1
ALLEGANY COUNTY DEPARTMENT OF HEALTH		1			1
CVS KS8573POCT OVERLAND PARK		1			1
CVS IL2297651CV JOLIET		1			1
JPS HEALTH CENTER AT TRUE WORTH PLACE			1	100%	1
Bayou Vista Community Care Center			1	100%	1
WELLINGTON PHYSICIANS URGENT CARE AT PALOMINO			1	100%	1
Casa Real Center		1			1
WEST BOYNTON DIALYSIS			1	100%	1
Valley View Health and Rehabilitation, LLC		1			1
THE TOLEDO HOSPITAL			1	100%	1
Chateau Living Center			1	100%	1
MEMORIAL HEALTH UNIVERSITY MEDICAL		1			1
PREMIUM HOME HEALTH CARE INC			1	100%	1
ABRAZO WEST CAMPUS			1	100%	1
ELAN MANATEE			1	100%	1
LIBERTY URGENT CARE			1	100%	1
PHYSICIANS IMMEDIATE CARE CHICAGO			1	100%	1
Manor Care of Dallastown d/b/a ManorCare Health Services - Dallastown		1			1
Rehab Select of Talladega		1			1
Community Care Center of Heritage House, LLC			1	100%	1
RIVERVIEW HOSPITAL	1				1
Kroger 907 - The Little Clinic Holland		1			1
ADAPTIVE BIOTECHNOLOGIES			1	100%	1
MOUNT SINAI CORAL GABLES			1	100%	1
PEDIATRICS AND FAMILY CARE, LLC			1	100%	1
LIFE CARE CENTER OF HILTON HEAD		1			1
Marysville Care Center		1			1
DR PHILLIPS CENTER FOR WELLNESS		1			1
Crisp Regional Nursing and Rehab Center		1			1
CSI LABORATORIES FLORIDA			1	100%	1
T.J. HEALTH PAVILION			1	100%	1
HARDVARD VANGUARD MEDICAL ASSOCIATES - NEEDHAM			1	100%	1
TRAVERSE CITY OPCO, LLC		1			1
ECHCS - Jewell Clinic		1			1
THE INTERNAL MEDICAL GROUP		1			1
CVS KS8601POCT OVERLAND PARK			1	100%	1
MEMORIAL HERMANN SOUTHWEST HOSPITAL			1	100%	1
HIDALGO FAMILY CLINIC			1	100%	1
Ranger Care Center			1	100%	1
MARTIN ARMY COMMUNITY HOSPITAL			1	100%	1
ARLINGTON ADULT RESIDENTIAL FACILITY, INC			1	100%	1
HEALTH FIRST MEDICAL GROUP LLC			1	100%	1
SMITH KLINE			1	100%	1
BUFFALO VAMC			1	100%	1
LABORATORIO BUENA SALUD			1	100%	1

# COVID-19: testing by laboratory

Data through May 15, 2021 verified as of May 16, 2021 at 09:25 AM

Data in this report are provisional and subject to change.

The numbers in the table below represent the number of Florida and non-Florida residents for whom test results were received by the Department of Health. A person can be tested by more than one laboratory and can have both positive and negative results. **Therefore, the sum of the numbers in each column will be larger than the total number of people tested.**

Reporting lab	Inconclusive	Negative	Positive	Percent positive	Total
ANY LAB TEST NOW JACKSONVILLE		1			1
EUROFINS APPLIED GENOMICS - LOUISVILLE		1			1
CHC			1	100%	1
WHEATON FRANCISCAN LABORATORY			1	100%	1
HARMONY HEALTHCARE ORLANDO INC		1			1
BLACKBERRY CENTER, THE		1			1
ATHENA PLASTIC SURGERY		1			1
WALMART PHARMACY 10-4554		1			1
ROMULO CAMOGLIANO MD/INTERNAL MEDICINE			1	100%	1
URGENT DOC -NACOGODOCHES CLINIC			1	100%	1
CARESPOT - OVIEDO			1	100%	1
URGENT CARE CENTER OF PORT ORANGE LLC			1	100%	1
MONROE COUNTY PUBLIC HEALTH DEPARTMENT			1	100%	1
Kroger 500 - The Little Clinic Speedway		1			1
ST LUKE LUTHERAN HOME		1			1
MBMG OF WINTER HAVEN			1	100%	1
DAVITA DIALYSIS-NORTH			1	100%	1
HORIZON MEDICAL CENTER			1	100%	1
COUNTRYSIDE PEDIATRIC CARE PA			1	100%	1
VELOCITY CARE URGENT CARE BY CARILION CLINIC			1	100%	1
ORLANDO PHYSICIAN NETWORK		1			1
AAA MEDICAL TESTING			1	100%	1
SANITAS RESEARCH LLC			1	100%	1
PEDIATRIC ASSOCIATES - DORAL			1	100%	1
Dupage Care Center			1	100%	1
MONMOUTH MEDICALC ENTER		1			1
HARRIS COUNTY PUBLIC HEALTH SERVICES			1	100%	1
CLEVELAND CLINIC OHIO LABORATORIES			1	100%	1
Walgreens #19992		1			1
SUMMIT HEALTHCARE REGIONAL MEDICAL		1			1
PULSE MEDICAL DOCTOTS LLC			1	100%	1
ATLANTIS VISION CENTER			1	100%	1
FLORIDA HEALTH CARE MEDICAL GROUP		1			1
SYNERGY DIALYSIS INC			1	100%	1
Niles Nursing and Rehab. Center		1			1
CHILDREN'S NATIONAL MEDICAL CENTER			1	100%	1
HARBOR OAKS GOLDEN YEARS			1	100%	1
NEXTCARE NOGALES			1	100%	1
SOUTHERN WINDS			1	100%	1
SANFORD HOME		1			1
FAMILY MEDICAL CENTRE			1	100%	1
TARRANT MEDICAL ASSOCIATES			1	100%	1
REFERENCE LABORATORY			1	100%	1
CONCENTRA - OCALA		1			1
LIMA MEMORIAL HOSPITAL			1	100%	1
Kroger 49 - The Little Clinic Wichita - 21st St.			1	100%	1

# COVID-19: testing by laboratory

Data through May 15, 2021 verified as of May 16, 2021 at 09:25 AM

Data in this report are provisional and subject to change.

The numbers in the table below represent the number of Florida and non-Florida residents for whom test results were received by the Department of Health. A person can be tested by more than one laboratory and can have both positive and negative results. **Therefore, the sum of the numbers in each column will be larger than the total number of people tested.**

Reporting lab	Inconclusive	Negative	Positive	Percent positive	Total
DEL PRADO MEDICAL CENTER, INC		1			1
MISSOURI DEPT. OF HEALTH			1	100%	1
Bethel Lutheran Nursing & Rehabilitation Center		1			1
ADVANCED BIOMEDICAL INC			1	100%	1
AURORA HEALTH CARE METRO INC			1	100%	1
UT HEALTH RIO GRANDE VALLEY PRIMARY CARE AT			1	100%	1
HOLLAND COMMUNITY HOSPITAL		1			1
SUNCOAST BEHAVIORAL HEALTH CENTER			1	100%	1
Memorial Health Care Center			1	100%	1
MEDCOR AT ROYAL CARIBBEAN			1	100%	1
Kroger 397 - The Little Clinic Frankfort East		1			1
TRAFALGAR DIALYSIS			1	100%	1
BETHESDA DIALYSIS			1	100%	1
GENESIS MICROBIOLOGY LAB		1			1
Jenkins Living Center		1			1
NATICK URGENT CARE			1	100%	1
ADVENTHEALTH MEDICAL GROUP UROLOGY AT EAST ORLANDO		1			1
LUMBERTON HOSPITAL			1	100%	1
INFINITY HOME CARE OF PORT CHARLOTTE, LLC			1	100%	1
Greencroft Goshen		1			1
BELLMORE PEDIATRICS		1			1
PROGRESSIVE MEDICAL RESEARCH			1	100%	1
MEDICAL CENTER FRANKLIN			1	100%	1
USCG BASE MIAMI BEACH MEDICAL LAB		1			1
ENZO LABS INC			1	100%	1
EXAC CARE CROSSVILLE		1			1
SUNSHINE PEDIATRICS OF LUTz			1	100%	1
NORTH FLORIDA FAMILY MEDICINE			1	100%	1
HEALTH & WELLNESS PROFESSIONALS INC			1	100%	1
CARESOUTH HHA HOLDINGS OF VIRGINIA, LLC			1	100%	1
ABE'S GARDEN/PARK MANOR APARTMENTS		1			1
FORT MYERS DIALYSIS		1			1
CHILDRENS DOCTOR OF TAMPA BAY, THE			1	100%	1
DR DAN C TRIGG MEMORIAL HOSPITAL		1			1
FAU MEMORY & WELLNESS CENTER			1	100%	1
FORT HUDSON NURSING CENTER		1			1
JOHNSON & JOHNSON VISION CARE-VISTAKON			1	100%	1
Chesapeake Shores - Signature HealthCare LLC		1			1
WEST CARVER MEDICAL ASSOCIATES		1			1
FAMILY MEDICINE AT CELEBRATION		1			1
Hawthorne House		1			1
EAST COAST INSTITUTE FOR RESEARCH LLC			1	100%	1
STAT EMERGENCY CENTER			1	100%	1
SAINT JOSEPHS HOSPITAL OF ATLANTA			1	100%	1
LYSTER MAIN LAB, FT RUCKER		1			1
MEDICAL COLLEGE OF GEORGIA MEDICAL CENTER			1	100%	1

# COVID-19: testing by laboratory

Data through May 15, 2021 verified as of May 16, 2021 at 09:25 AM

Data in this report are provisional and subject to change.

The numbers in the table below represent the number of Florida and non-Florida residents for whom test results were received by the Department of Health. A person can be tested by more than one laboratory and can have both positive and negative results. **Therefore, the sum of the numbers in each column will be larger than the total number of people tested.**

Reporting lab	Inconclusive	Negative	Positive	Percent positive	Total
San Antonio Residence and Rehabilitation Center		1			1
RED BUG LAKE ROAD OVIEDO COVID			1	100%	1
ADVANCE MD CARE			1	100%	1
OUCH URGENT CARE			1	100%	1
St. Mary's Care Center		1			1
MOUNT SINAI HOSPITAL OF QUEENS			1	100%	1
Caldwell Care		1			1
NC STATE LAB OF PUBLIC HEALTH			1	100%	1
MCG HOSPITALS AND CLINICS			1	100%	1
GULF COUNTY HEALTH DEPARTMENT			1	100%	1
RADIANCE HEALTH RX		1			1
JFK MEDICAL CENTER			1	100%	1
UF HEALTH EMERGENCY CENTER LABORATORY		1			1
CLINICAL CARE, INC			1	100%	1
MEDEXPRESS URGENT CARE - JACKSON		1			1
CHILDREN'S AT CHAMBLEE BROOKHAVEN URGE		1			1
INTERNAL MEDICINE ASSOCIATES OF LAKE			1	100%	1
PRECISE PATHOLOGY ASSOCIATES PLLC			1	100%	1
CLASSEN URGENT CARE CLINIC			1	100%	1
UMC WEST CLINIC			1	100%	1
CVS CA5958POCT EASTVALE		1			1
PREMIER HEALTH CARE INC			1	100%	1
HOLMES FAMILY PRACTICE PA			1	100%	1
HACKENSACK UNIVERSITY MEDICAL CENTER		1			1
SPECTRUM LUDINGTON			1	100%	1
INTERIM HEALTHCARE OF PALM COAST			1	100%	1
NEXTCARE SUN CITY			1	100%	1
United Methodist Communities at The Shores		1			1
ST. MICHAEL'S ELITE HOSPITAL			1	100%	1
PALM BEACH COUNTY SHERIFF OFFICE			1	100%	1
CONNECTICUT CVS PHARMACY, LLC		1			1
PORT ORANGE DIALYSIS			1	100%	1
TREASURE COAST MEDICAL CONCIERGE LLC			1	100%	1
UNIVERSITY PLACE NURSING CENTER		1			1
PHOEBE PRIMARY CARE CAMILLA			1	100%	1
Hinesville VA Clinic		1			1
UNIVERSITY OF SOUTH FLORIDA			1	100%	1
SPRINGFIELD HOSPITAL			1	100%	1
MEDEXPRESS URGENT CARE - PINE BLUFF S		1			1
THE HOSPITALS OF PROVIDENCE EMERGENCY ROOM			1	100%	1
CULVER CITY URGENT CARE			1	100%	1
NORTHEAST GEORGIA HEALTH SYSTEM			1	100%	1
MT SINA1 HOSPICE			1	100%	1
CEPERO PEDIATRICS PA			1	100%	1
SIGNATURE CARE COLLEGE STATION			1	100%	1
PRIME CARE FAMILY MEDICINE			1	100%	1

# COVID-19: testing by laboratory

Data through May 15, 2021 verified as of May 16, 2021 at 09:25 AM

Data in this report are provisional and subject to change.

The numbers in the table below represent the number of Florida and non-Florida residents for whom test results were received by the Department of Health. A person can be tested by more than one laboratory and can have both positive and negative results. **Therefore, the sum of the numbers in each column will be larger than the total number of people tested.**

Reporting lab	Inconclusive	Negative	Positive	Percent positive	Total
LOWCOUNTRY URGENT CARE			1	100%	1
CHI ST ALEXIUS TRANSITIONAL CARE UNIT		1			1
Oakview Manor Health and Rehab		1			1
IDAHO HEALTH DEPARTMENT			1	100%	1
URGENTMED			1	100%	1
Walgreens #12271		1			1
HIGHLANDS CLINICAL LABORATORY			1	100%	1
WELLMED AT LONGWOOD			1	100%	1
AHC Dyersburg		1			1
ABSOLUTE HEALTHCARE			1	100%	1
Central Alabama Veterans HCS - East Campus		1			1
ELDERWOOD AT WAVERLY		1			1
Kroger 539 - The Little Clinic Memorial Blvd.		1			1
CONVENIENT MEDICAL AND HEALTH SERVICES			1	100%	1
METHODIST HOSPITAL SOUTHLAKE			1	100%	1
PEDIATRIC ASSOCIATES - JACKSONVILLE			1	100%	1
MORNINGSIDE NURSING AND REHABILITATION		1			1
HANCOCK REGIONAL HOSPITAL		1			1
NORTH WEST FLORIDA DIAGNOSTIC ENOCRINOLOGY CLINIC			1	100%	1
REGIONAL MEDICAL CENTER			1	100%	1
DE TAR HOSPITAL			1	100%	1
WELLSTREET SANDY SPRINGS		1			1
INNOVATIVE HEALTH DIAGNOSTIC OF CALIFORNIA			1	100%	1
INTERIM HEALTHCARE			1	100%	1
PREMISEHEALTH		1			1
PATIENT FIRST - HAMILTON		1			1
EVENTIDE LUTHERAN HOME		1			1
MYLAN-SOUTH POINT PA		1			1
D'YOUVILLE SCHOOL OF PHARMACY		1			1
RIVERTON CBOC			1	100%	1
PSL JAX BEACH OPERATIONS LLC			1	100%	1
KENDALL PEDIATRICS PARTNERS LLC			1	100%	1
SHANNON MEDICAL CENTER			1	100%	1
ABINGTON MEMORIAL HOSPITAL			1	100%	1
DAYTONA BEACH DIALYSIS			1	100%	1
CATHOLIC MEDICAL CENTER			1	100%	1
NATION'S BEST CARE HOME HEALTH			1	100%	1
KAISER PERMANENTE REGIONAL REFERENCE LABORATORY		1			1
Shelbyville Manor		1			1
REELFOOT FAMILY WALK-IN CLINIC		1			1
Remarkable Healthcare Dallas			1	100%	1
Kroger - KRO01100688			1	100%	1
APC HEALTH LLC			1	100%	1
BAPTIST HOSPITAL EAST			1	100%	1
NOVANT HEALTH PRINCE WILLIAM WELLNESS CENTER			1	100%	1
AESTHETIC PHYSICIANS PC			1	100%	1

# COVID-19: testing by laboratory

Data through May 15, 2021 verified as of May 16, 2021 at 09:25 AM

Data in this report are provisional and subject to change.

The numbers in the table below represent the number of Florida and non-Florida residents for whom test results were received by the Department of Health. A person can be tested by more than one laboratory and can have both positive and negative results. **Therefore, the sum of the numbers in each column will be larger than the total number of people tested.**

Reporting lab	Inconclusive	Negative	Positive	Percent positive	Total
LANGLEY DIALYSIS			1	100%	1
MEDICAL LIFE-INC GUIDEWELL EMERGENCY MEDICINE			1	100%	1
AMBULATORY CARE CLINIC, LLC			1	100%	1
ADDINGTON PLACE EAST LAKE		1			1
Absolut Care of Gasport		1			1
LAKE VIEW COURT		1			1
Raleigh Center (WV)			1	100%	1
SILVER SPRINGS SHORES DIALYSIS			1	100%	1
CONNECTICUT PEDIATRICS @ CHC		1			1
MCR HEALTH MEDICAL EXPRESS			1	100%	1
Kroger 699 - The Little Clinic Smyrna		1			1
COLE DIAGNOSTICS - BOISE		1			1
Chateau Dville Rehab & Retirement		1			1
LOGAN COUNTY HOSPITAL			1	100%	1
ASSOCIATES MD MEDICAL GROUP INC			1	100%	1
LAKEWOOD RANCH URGENT CARE PA			1	100%	1
OMNICARE PHARMACY OF TEXAS 1, LP		1			1
FIVE STAR PREMIER RESIDENCES OF POMPANO BEACH			1	100%	1
UNIVERSITY OF MIAMI MEDICINE CLINIC DRI			1	100%	1
Avista Nursing and Rehab			1	100%	1
EUROFINS PHOENIX			1	100%	1
WALKERS DRUG STORE			1	100%	1
JP MORGAN CHASE HEALTH SERVICES			1	100%	1
IMMERSION RECOVERY CENTER LLC			1	100%	1
Rosa Coplon Jewish Home and Infirmary		1			1
ST. JOSEPH MERCY ANN ARBOR HOSPITAL			1	100%	1
SOPHIA MEDICAL ASSOCIATES, PC			1	100%	1
WALGREENS #05690		1			1
Kroger 016 - The Little Clinic Centennial		1			1
GENESEE COUNTY HEALTH DEPARTMENT		1			1
GENESIS HEALTH SYSTEM			1	100%	1
1ST CALL PRIMARY CARE LLC			1	100%	1
WORKFORCE HEALTH DEPARTMENT			1	100%	1
MEDEXPRESS URGENT CARE - LEOMINSTER		1			1
MRMC LAB MICRO			1	100%	1
YOUTH HEALTH CENTER OF HUNTINGTON		1			1
ManorCare Yeadon		1			1
MEDLABS OF FLORIDA LLC D/B/A MEDLABS DIAGNOSTICS		1			1
MOUNT DORA DIALYSIS			1	100%	1
FLORIDA WATERMAN HOSPITAL			1	100%	1
Walgreens #17445		1			1
Good Samaritan Society - Albion		1			1
DPH OP LAB			1	100%	1
Traymore Nursing Center		1			1
ANDERSON NURSING CENTER			1	100%	1
Cerenity Senior Care-White Bear Lake		1			1



# COVID-19: testing by laboratory

Data through May 15, 2021 verified as of May 16, 2021 at 09:25 AM

Data in this report are provisional and subject to change.

The numbers in the table below represent the number of Florida and non-Florida residents for whom test results were received by the Department of Health. A person can be tested by more than one laboratory and can have both positive and negative results. **Therefore, the sum of the numbers in each column will be larger than the total number of people tested.**

Reporting lab	Inconclusive	Negative	Positive	Percent positive	Total
SWEDISH EDMONDS LABORATORY			1	100%	1
MIAMI-DADE COUNTY HEALTH DEPT.		1			1
BAYMEADOWS PEDIATRIC CARE		1			1
Summit Medical Group Morristown Oncology		1			1
FREDERICK AVENUE GROUP HOME		1			1
WOOD COUNTY HEALTH DEPARTMENT			1	100%	1
Cornerstone at the Ranch		1			1
ADVANCED LABORATORY SERVICES			1	100%	1
HEALTH GUAGE			1	100%	1
C A R E S		1			1
KEY WEST BRANCH MEDICAL CLINIC			1	100%	1
INDIANA STATE DEPARTMENT OF HEALTH CLINIC MICROBIOLOGY		1			1
US LABORATORIES			1	100%	1
BRISTOL REGINAL MEDICAL CENTER			1	100%	1
SAINT FRANCIS HOSPITAL			1	100%	1
Grays Harbor Health and Rehabilitation		1			1
Churchman Village LLC		1			1
FAIRVIEW HOSPITAL			1	100%	1
HEALTHCARE PARTNERS FAMILY MEDICINE LLC			1	100%	1
BARTLE'S PHARMACY INC			1	100%	1
LABORATORY COPORATION OF AMERICA			1	100%	1
JUPITER MEDICAL GROUP			1	100%	1
AMBRY GENETICS CORP	1				1
HENRY FORD HOSPITAL			1	100%	1
STAMFORD HOSPITAL			1	100%	1
ALAN MOORE		1			1
HARBIN CLINIC, LLC - MAIN OFFICE		1			1
ANDREWS			1	100%	1
CORAL SPRINGS RAPID ANTIGEN TESTING			1	100%	1
Central Park Healthcare & Rehabilitation Center		1			1
MEDEXPRESS URGENT CARE - WILLINGBORO		1			1
UNIVERSITY OF MIAMI - LENNAR CENTER			1	100%	1
KELLY			1	100%	1
EH FARGO HOSPITAL LABORATORY			1	100%	1
CENTER AT WATERFRONT		1			1
CORVALLIS CLINIC PC LAB		1			1
CVS OH3481POCT MARYSVILLE		1			1
ALPHA 1 ANTITRYPSIN RESEARCH PROGRAM			1	100%	1
LAURELS OF NORWORTH		1			1
WYTHE CNTY COMMUNITY HOSP LABORATORY			1	100%	1
WALGREENS #05150		1			1
CVS TX7824POCT GARLAND		1			1
MIAMI CHILDRENS HOSPITAL MIDTOWN OUTPATIENT CENTER			1	100%	1
CARDIAC AND VASCULAR CONSULTANTS MD PA		1			1
FAMILY MEDICAL CENTER OF HOLLYWOOD PA			1	100%	1
HUNTSVILLE HOSPITAL			1	100%	1

# COVID-19: testing by laboratory

Data through May 15, 2021 verified as of May 16, 2021 at 09:25 AM

Data in this report are provisional and subject to change.

The numbers in the table below represent the number of Florida and non-Florida residents for whom test results were received by the Department of Health. A person can be tested by more than one laboratory and can have both positive and negative results. **Therefore, the sum of the numbers in each column will be larger than the total number of people tested.**

Reporting lab	Inconclusive	Negative	Positive	Percent positive	Total
CORPORATION OF AMERICA		1			1
Kempsville Health and Rehab Center		1			1
HEARTLAND OF ZEPHYRHILLS FL, LLC			1	100%	1
MT VIEW			1	100%	1
MOREHOUSE COLLEGE STUDENT HEALTH CENTE		1			1
PINECREST MANOR		1			1
DESTIN SURGERY CENTER LTD		1			1
CLARKSVILLE MANOR INC		1			1
HATLEY HEALTH CARE, INC		1			1
THYROID SPECIALTY LABORATORY			1	100%	1
TRIPLE O RESEARCH INSTITUTE PA			1	100%	1
INDIANA INTERNAL MEDICINE			1	100%	1
ACL LABORATORIES			1	100%	1
ADVANCE CARDIOVASCULAR IMAGING, INC			1	100%	1
YOUR KIDS URGENT CARE			1	100%	1
BROOKSVILLE REGIONAL HOSPITAL			1	100%	1
FAMILY HEALTHCARE SERVICES			1	100%	1
Williamstown Commons			1	100%	1
FAITH FAMILY PRACTICE			1	100%	1
Brookdale Richmond Place		1			1
CELEBRATION HOSPITAL			1	100%	1
MEDHEALTH CLINICAL INC			1	100%	1
BLUE RIDGE URGENT CARE MORGANTON			1	100%	1
TARRYTOWN PHARMACY			1	100%	1
CARENOW URGENT CARE-HENDERSONVILLE		1			1
MERITER LABORATORIES			1	100%	1
MEDSTAT WARSAW			1	100%	1
MISSION HOSPITAL			1	100%	1
EAST END PEDIATRICS		1			1
MEDICAL CENTER			1	100%	1
PRESTIGE ER			1	100%	1
NHSN_AIMS		1			1
JOHN HOPKINS WELLNESS CENTER PEPSICO			1	100%	1
PUBLIC HEALTH LABORATORIES			1	100%	1
Medilodge of Midland		1			1
GATEWAY LABORATORIES		1			1
DONALSONVILLE HOSPITAL			1	100%	1
IC LABS			1	100%	1
EMERALD HEALTH CARE		1			1
Walgreens #9121		1			1
BIOLOGICAL AND CHEMICAL EMERGENCIES LABORATORY			1	100%	1
MID-SOUTH URGENT CARE, PLLC			1	100%	1
SUMMIT LABORATORY			1	100%	1
CONEY ISLAND HOSP			1	100%	1
SARASOTA MEMORIAL HOSPITAL		1			1
CVS PA2867POCT FOLSOM		1			1

# COVID-19: testing by laboratory

Data through May 15, 2021 verified as of May 16, 2021 at 09:25 AM

Data in this report are provisional and subject to change.

The numbers in the table below represent the number of Florida and non-Florida residents for whom test results were received by the Department of Health. A person can be tested by more than one laboratory and can have both positive and negative results. **Therefore, the sum of the numbers in each column will be larger than the total number of people tested.**

Reporting lab	Inconclusive	Negative	Positive	Percent positive	Total
TRANSCEND PERFORMANCE AND LIFESTYLE INSTITUTE			1	100%	1
HALIFAX FAMILY HEALTH CENTER			1	100%	1
Kroger 379 - The Little Clinic Stony Brook		1			1
View Ridge Care Center		1			1
VIP STARNETWORK		1			1
Good Samaritan Society-Atkinson		1			1
ANCHOR DIRECT PRIMARY CARE LLC		1			1
CAPE CORAL HOSPITAL NURSING			1	100%	1
WALK IN FAMILY MEDICINE CENTER			1	100%	1
TRANSYLVANIA REGIONAL HOSPITAL LAB			1	100%	1
CFHC - FROSTPROOF			1	100%	1
Masonic Medical Research Institute			1	100%	1
SOFFER HEALTH INSTITUTE			1	100%	1
Kroger 524 - The Little Clinic Iron Bridge Road		1			1
Kroger 419 - The Little Clinic Farmington/Exeter		1			1
OPCO LLC LEGACY NURSING AND REHABILITA		1			1
NORTH CAROLINA STATE LABORATORY OF PUBLIC HEALTH, SPECTRUM LAB NETWORK			1	100%	1
INTERNAL MEDICINE GROUP OF WINTER HAVEN PA		1			1
MEDEXPRESS WELL - OLDSMAR			1	100%	1
LIBERTY COMMONS NURSING AND REHABILITA		1			1
CARESPOT - WELLINGTON			1	100%	1
LAB. CORP. OF AMERICA			1	100%	1
Kroger 527 - The Little Clinic Hwy 70 S.		1			1
RENEGADEXBIO, PBC	1				1
FRONT PORCH PEDIATRICS PLLC			1	100%	1
EVERLYWELL DIAGNOSTICS			1	100%	1
PALMA CEIA MED GROUP-SWANN		1			1
MEMPHIS URGENT CARE #2, LLC			1	100%	1
PENROSE HOSPITAL			1	100%	1
NEMOURS CHILDRENS URGENT CARE			1	100%	1
CLERMONT HEALTH DEPARTMENT			1	100%	1
BROOKDALE WEST PALM BEACH			1	100%	1
FLORIDA HOSPITAL TRANSPLANT CENTER		1			1
M.D. ANDERSON CANCER CENTER			1	100%	1
Crowne Place Assisted Living		1			1
PARKWAY REGIONAL MEDICAL CENTER LAB			1	100%	1
MARYWOOD HEIGHTS		1			1
DOCTORS CARE - GREER		1			1
JET MEDICAL CENTER			1	100%	1
St. Anne Home		1			1
INDIGO PALMS			1	100%	1
CLINTON DRUG STORE		1			1
CLINICAL LABORATORY DEPARTMENT			1	100%	1
VIVIAN SIMMONS FAMILY PRACTICE			1	100%	1
SINAI URGENT CARE FORT WORTH, LLC			1	100%	1
CELEBRATION FAMILY PHYSICIANS LLC			1	100%	1

# COVID-19: testing by laboratory

Data through May 15, 2021 verified as of May 16, 2021 at 09:25 AM

Data in this report are provisional and subject to change.

The numbers in the table below represent the number of Florida and non-Florida residents for whom test results were received by the Department of Health. A person can be tested by more than one laboratory and can have both positive and negative results. **Therefore, the sum of the numbers in each column will be larger than the total number of people tested.**

Reporting lab	Inconclusive	Negative	Positive	Percent positive	Total
TMH PHYSICIAN PARTNERS WAKULLA			1	100%	1
PENNY PEDIATRICS		1			1
BACON COUNTY HOSPITAL		1			1
Accordius Health at Gastonia			1	100%	1
HOLYOKE MEDICAL CENTER			1	100%	1
CAN COMMUNITY HEALTH NORTH MIAMI, FL		1			1
GULF BREEZE TREATMENT CENTER, LLC			1	100%	1
Diversicare of Eupora		1			1
FAMILY MEDICAL CENTERS			1	100%	1
UCSD MICROBIOLOGY LABORATORY			1	100%	1
CLEVELAND CLINIC FLORIDA LAB			1	100%	1
COLLIER BLVD HMA PHYSICIANS MANAGEMENT LLC			1	100%	1
Walgreens #5421		1			1
HEARTLAND PHARMACY SEBRING			1	100%	1
LAKE CHELAN COMMUNITY HOSPITAL		1			1
FAMILY MEDICINE AT KISSIMMEE		1			1
Villa Maria			1	100%	1
TILLAMOOK COUNTY GENERAL HOSPITAL LAB		1			1
ULTIMATE DX CORP			1	100%	1
PALM BEACH PEDIATRIC UROLOGY			1	100%	1
METHODISM MIDLOTHIAN MEDICAL CENTER			1	100%	1
PREVENTIVE CARDIOLOGY AND INTERNAL MEDICINE ASSOCI			1	100%	1
The Pines at Catskill		1			1
NHC HEALTH CARE CENTER		1			1
NEW ULM MEDICAL CENTER			1	100%	1
CLIFTON-FINE HOSPITAL LABORATORY		1			1
MORELL			1	100%	1
Bolingreen Health and Rehabilitation		1			1
CORE OCCUPATIONAL MEDICINE			1	100%	1
ALLEGHENY COUNTY HEALTH DEPARTMENT - PUBLIC HEALTH LABORATORY			1	100%	1
CHILDRENS HEALTHCARE CTE OF NORTHERN		1			1
ALTA BATES SUMMIT MEDICAL CENTER CLINICAL LAB			1	100%	1
OMNI HEALTHCARE URGENT CARE			1	100%	1
ADVENTHEALTH CENTRA CARE LAKE NONA			1	100%	1
MEDEXPRESS URGENT CARE - LAWTON		1			1
HARBOR HOSPITAL			1	100%	1
SUNY AT STONY BROOK			1	100%	1
WELLPATH			1	100%	1
PROVIDENCE HOSPITAL			1	100%	1
Riverside Nursing & Rehabilitation Center		1			1
CLINICAL MICROBIOLOGY LAB FAIRVIEW UNIVERSITY HOSPITAL			1	100%	1
PASCO COUNTY HEALTH DEPARTMENT			1	100%	1
TALLAHASSEE DIALYSIS		1			1
COASTAL MANOR		1			1
Oak Hill Health & Rehabilitation Center			1	100%	1
OHIO VALLEY MANOR NURSING &		1			1

# COVID-19: testing by laboratory

Data through May 15, 2021 verified as of May 16, 2021 at 09:25 AM

Data in this report are provisional and subject to change.

The numbers in the table below represent the number of Florida and non-Florida residents for whom test results were received by the Department of Health. A person can be tested by more than one laboratory and can have both positive and negative results. **Therefore, the sum of the numbers in each column will be larger than the total number of people tested.**

Reporting lab	Inconclusive	Negative	Positive	Percent positive	Total
ADVANCE GASTROENTEROLOGY			1	100%	1
MED LAB SERVICES, LLC			1	100%	1
WATERSIDE HEALTH & REHAB CENTER, LLC		1			1
J F K PEDIATRICS			1	100%	1
GIBSON AREA PRIMARY CARE			1	100%	1
INTERFAITH MEDICAL CENTER		1			1
Avantara Lake Norden		1			1
American Fork Care Center dba Heritage Care Center		1			1
ARIZONA STATE LABORATORY			1	100%	1
FIRST CARE HOME SERVICES INC			1	100%	1
KIOSK MEDICINE KENTUCKY LLC		1			1
WMG URGENT CARE WOODSTOCK			1	100%	1
EAST LANSING OPCO		1			1
PEACHEALTH LABORATORIES		1			1
ACCURATE HEALTH SERVICES CORP			1	100%	1
Fargo VA Healthcare System		1			1
CITYDOC URGENT CARE			1	100%	1
FOUR FREEDOMS DIALYSIS			1	100%	1
Mountain City Care and Rehabilitation Center		1			1
ADVENTHEALTH HOME CARE WATERMAN			1	100%	1
MEDEXPRESS URGENT CARE - MT EPHRAIM		1			1
NATIONAL GENETIC INSTITUTE			1	100%	1
MICROBIOLOGY DEPARTMENT			1	100%	1
FLORIDA FAMILY LABORATORY		1			1
Parkside Manor		1			1
Birchwood Care Center		1			1
CHILDRENS CLINIC OF PENSACOLA PA			1	100%	1
VCU HEALTH MEDICAL CENTER PATHOLOGY			1	100%	1
St. Catherine's manor of Findlay		1			1
VALENCIA BRANCH LABORATORY	1				1
WINTER HAVEN DIALYSIS		1			1
COMPLEX LABS, LLC		1			1
CLEVELAND CLINIC OUTPATIENT LABORATORY			1	100%	1
HOSPICE OF MARION COUNTY INC			1	100%	1
DSL TENANT II LLC			1	100%	1
SANCHEZ CAZAU MEDICAL GROUP			1	100%	1
SOMA MEDICAL CENTER PA #4			1	100%	1
BAYFRONT HEAL WOUND CARE AND HYPERBARIC CENTER			1	100%	1
FLORIDA HEART AND VASCULAR MULTISPECIALTY GROUP PA			1	100%	1
ADVANCE FLORIDA CONSULTING			1	100%	1
ROCHELLE PARK MEDICAL CENTER PA		1			1
SUNSHINE URGENT CARE			1	100%	1
HARDIN MEMORIAL HOSPITAL - HEARTLAND PATHOLOGY CONSULTANTS			1	100%	1
MEDICAL EXAMINERS OFFICE, LEESBURG			1	100%	1
DOCTORS MEDICAL CENTER			1	100%	1
TIMPANOGOS REGIONAL HOSPITAL			1	100%	1

# COVID-19: testing by laboratory

Data through May 15, 2021 verified as of May 16, 2021 at 09:25 AM

Data in this report are provisional and subject to change.

The numbers in the table below represent the number of Florida and non-Florida residents for whom test results were received by the Department of Health. A person can be tested by more than one laboratory and can have both positive and negative results. **Therefore, the sum of the numbers in each column will be larger than the total number of people tested.**

Reporting lab	Inconclusive	Negative	Positive	Percent positive	Total
NEXT LEVEL URGENT CARE (WOODLANDS)			1	100%	1
Abernethy Laurels		1			1
Cloverdale Rehabilitation and Nursing Center		1			1
Greenhaven Health and Rehabilitation		1			1
SENCARE MANAGEMENT		1			1
WALKING URGENT CARE INC			1	100%	1
Good Shepherd Fairview Home, Inc.		1			1
CARING PROFESSIONAL HEALTH CARE LLC		1			1
YUMA REGIONAL MEDICAL CENTER			1	100%	1
ARTESIAN HOME		1			1
ST JOHN FISHER COLLEGE HEALTH AND WELLNESS		1			1
MARYLAND DEPARTMENT OF HEALTH AND MENTAL HYGIENE			1	100%	1
WEST FLORIDA MEDICAL CENTER CLINIC			1	100%	1
LADY OF THE SEA HOSPITAL LAB			1	100%	1
DR Q PEDIATRICS			1	100%	1
Aspire Physical Recovery Center at Cahaba River		1			1
ALAFAYA WOODS FAMILY MEDICAL CENTER		1			1
Consulate Health Care of Tallahassee			1	100%	1
KINGWOOD EMERGENCY HOSPITAL			1	100%	1
CHP COVID-19 (TX)			1	100%	1
JEFFREY A HIRSCHFIELD, MD PA			1	100%	1
ANDERSON MEDICAL		1			1
OCALA RKC EAST HEMO #1			1	100%	1
Franciscan Convalescent Hospital		1			1
LANTANA HC LAB			1	100%	1
PCR DIAGNOSTICS			1	100%	1
SHRIVERS PHARMACY AND WELLNESS CENTER			1	100%	1
Mayfair Village Nursing Care Center		1			1
MEDEXPRESS NORTHSIDE			1	100%	1
APACHE HEALTH CENTER			1	100%	1
MEMORIAL HERMANN OCCUPATIONAL HEALTH			1	100%	1
WEST VIRGINIA UNIVERSITY HOSPITALS, INC			1	100%	1
MT CARMEL NURSING HOME		1			1
SANFORD I-94 CLINIC		1			1
BEVERLY ADVANCED PRACTICE NURSING		1			1
STANDIFER PLACE		1			1
LONESTAR 24HRER MANAGEMENT LLC DBA LONESTAR 24HRER			1	100%	1
FAMILY PRACTICE ASSOCIATES		1			1
MERCY – NORTH IOWA			1	100%	1
WELLSTREET CLAIRMONT		1			1
NAVICENT HEALTH OCONEE, LLC		1			1
CHATSWORTH ASSISTED LIVING COMMUNITY AT PGA NATIONAL			1	100%	1
Pinnacle Health and Rehab at South Portland		1			1
WILMINGTON NURSING AND REHAB			1	100%	1
LACKAWANNA HEALTH AND REHAB CENTER		1			1
MACKINAC STRAITS LONG TERM CARE UNIT		1			1

# COVID-19: testing by laboratory

Data through May 15, 2021 verified as of May 16, 2021 at 09:25 AM

Data in this report are provisional and subject to change.

The numbers in the table below represent the number of Florida and non-Florida residents for whom test results were received by the Department of Health. A person can be tested by more than one laboratory and can have both positive and negative results. **Therefore, the sum of the numbers in each column will be larger than the total number of people tested.**

Reporting lab	Inconclusive	Negative	Positive	Percent positive	Total
SUNRISE/QUAY COUNTY HEALTH CLINIC		1			1
Encompass Health Rehab Hosp Alexandria		1			1
CFCH - FROSTPROOF			1	100%	1
PINELLAS POINT NURSING AND REHAB CENTER			1	100%	1
EXPRESS LAB LIVINGSTON			1	100%	1
CHATEAU MADELEINE - SENIOR LIVING & MEMORY CARE			1	100%	1
WASHINGTON SOLDIERS HOME AND COLONY		1			1
Accordius Health at Harrisonburg		1			1
HSRE-ASL CASSELBERRY TRS, LLC			1	100%	1
CONVENIENT MD			1	100%	1
Ashland Place Health and Rehabilitation, LLC		1			1
CHESAPEAKE REGIONAL MEDICAL CENTER			1	100%	1
GENESIS HOME HEALTH CARE SERVICES OF			1	100%	1
PROGRESSIVE MEDICAL LAB LLC			1	100%	1
APPLECARE URGENT CARE KINGSLAND			1	100%	1
Medilodge of Kalamazoo		1			1
CENTRAL TX MEDICAL CENTER - LAB			1	100%	1
WESTOX LABS		1			1
Walgreens #10988		1			1
POUDRE VALLEY HOSPITAL			1	100%	1
MEA PRIMARY CARE PLUS BYRAM			1	100%	1
MORGAN MEDICAL CENTER		1			1
NORTH BREVARD CHILDRENS MEDICAL CENTER			1	100%	1
TANGLEWOOD MANOR		1			1
BAYLOR SCOTT & WHITE ALL SAINTS MEDICAL CENTER FT			1	100%	1
BIODORON LABORATORIES			1	100%	1
MISSION REGIONAL MEDICAL CENTER			1	100%	1
GATEWAY COMMUNITY SERVICES INC			1	100%	1
MEDICAL UNIVERSITY OF SOUTH CAROLINA			1	100%	1
APPLECARE URGENT CARE			1	100%	1
CARE ADVANTAGE			1	100%	1
ST MARY'S OF SAGINAW		1			1
ATRIA TAMARAC			1	100%	1
LIFESTREAM BEHAVIORAL CENTER INC			1	100%	1
ALL PRO ORTHOPEDICS & SPORTS MEDICINE, PA			1	100%	1
AMERICA'S ER SITE 002 LLC			1	100%	1
EXACCARE KINGSTON, LLC			1	100%	1
SYNAPSE ANALYTICAL LABS		1			1
WESTEX URGENT CARE, PLLC			1	100%	1
DEVITA		1			1
ATHENS MEDICAL CENTER			1	100%	1
Miller Health Care Center			1	100%	1
BGB SUMMIT MEDICAL GROUP		1			1
TOMAH HEALTH			1	100%	1
Kroger 588 - The Little Clinic Thompsons Station		1			1
Heartland of Pittsburgh PA, LLC		1			1

# COVID-19: testing by laboratory

Data through May 15, 2021 verified as of May 16, 2021 at 09:25 AM

Data in this report are provisional and subject to change.

The numbers in the table below represent the number of Florida and non-Florida residents for whom test results were received by the Department of Health. A person can be tested by more than one laboratory and can have both positive and negative results. **Therefore, the sum of the numbers in each column will be larger than the total number of people tested.**

Reporting lab	Inconclusive	Negative	Positive	Percent positive	Total
SHAW MEDICAL GROUP LLC			1	100%	1
Ash Flat Healthcare and Rehabilitation Center			1	100%	1
VELOCITY URGENT CARE - REDMILL			1	100%	1
JUPITER MEDICAL CENTER INC			1	100%	1
NORWOOD HEALTH CENTER		1			1
Medilodge of Marshall		1			1
PALM BREEZE DIALYSIS			1	100%	1
PATIENT FIRST - GARRISONVILLE			1	100%	1
Encompass Health Rehab Hosp Tinton Falls		1			1
HCL LABORATORIES			1	100%	1
ELLCOTT CENTER FOR REHABILITATION AND		1			1
SUTTER HEALTH SACRAMENTO SIERRA REGION			1	100%	1
RIVER CHASE HEALTH AND REHABILITATION CENTER			1	100%	1
EMERGENCE MEDICINE			1	100%	1
APPLECARE BRUNSWICK			1	100%	1
Kroger - KRO03400316			1	100%	1
Northwest Metro VA OPC		1			1
Kroger 569 - The Little Clinic Gallatin		1			1
ENCOMPASS HEALTH REHABILITATION HOSPITAL OF		1			1
FIRST MED URGENT CARE - NW 39TH			1	100%	1
ARBOR DIAGNOSTICS, INC		1			1
NIHCC			1	100%	1
HALE KUPUNA HERITAGE HOME		1			1
WESTON COUNTY HEALTH SERVICES			1	100%	1
SUN CITY DIAGNOSTIC CENTER			1	100%	1
WELLINGTON WEST 100176			1	100%	1
Waycross VA CBOC		1			1
FRESENIUS MEDICAL CARE TRADTION			1	100%	1
NEMOURS CHILDREN'S PRIMARY CARE			1	100%	1
SELECT SPECIALTY HOSPITAL - ORLANDO SOUTH			1	100%	1
DORAL KIDNEY CENTER			1	100%	1
Freedom Pointe at The Villages			1	100%	1
NEXTCARE POWER			1	100%	1
CENTRAL CAROLINA HOSPITAL			1	100%	1
CVS IN4633POCT GREENFIELD		1			1
Elmbrook Home		1			1
KEY BISCAYNE PEDIATRIC ASSOCIATES INC			1	100%	1
RIO GRANDE REGIONAL HOSPITAL FAMILY PRACTICE CLINC			1	100%	1
ADVANCED CARDIOVASCULAR DIAGNOSTICS PL		1			1
PARKVIEW MANOR NURSING HOME		1			1
LABTECH DIAGNOSTICS			1	100%	1
ROSE MEDICAL CENTER LAB			1	100%	1
Wedgewood Manor		1			1
RENOWN REGIONAL MEDICAL CENTER			1	100%	1
NULEASE MEDICAL SOLUTIONS			1	100%	1
REHABILITATION CENTER OF SOUTH GEORGIA		1			1



# COVID-19: testing by laboratory

Data through May 15, 2021 verified as of May 16, 2021 at 09:25 AM

Data in this report are provisional and subject to change.

The numbers in the table below represent the number of Florida and non-Florida residents for whom test results were received by the Department of Health. A person can be tested by more than one laboratory and can have both positive and negative results. **Therefore, the sum of the numbers in each column will be larger than the total number of people tested.**

Reporting lab	Inconclusive	Negative	Positive	Percent positive	Total
MYCLINIC, INC			1	100%	1
CYPRESS CREEK DIALYSIS CTR			1	100%	1
GALVESTON COUNTY HEALTH DISTRICT			1	100%	1
PROGRESSIVE URGENT CARE, PC			1	100%	1
TEXAS HEALTH HARRIS METHODIST HOSPITAL			1	100%	1
Orange City Nursing and Rehab Center			1	100%	1
NEW RIVER HEALTH DISTRICT			1	100%	1
LOUISIANA STATE LAB			1	100%	1
SANTA CRUZ COUNTY HEALTH SERVICES			1	100%	1
INTERMOUNTAIN CANYONS CLINIC			1	100%	1
MID FLORIDA DERMATOLOGY ASSOCIATES PA			1	100%	1
LIFE CARE CENTER OF CLEVELAND		1			1
MEDCARE QUALITY MEDICAL CENTER LLC			1	100%	1
2504-HOMEWOOD		1			1
VITAL CARE			1	100%	1
Piqua Manor		1			1
Salem Hills Rehabilitation and Nursing Center		1			1
Juniper Village at Bucks County		1			1
NEW HORIZON PRIMARY CARE LLC			1	100%	1
WESTCOAST FAMILY PRACTICE		1			1
PALMETTO CHARTER SCHOOL		1			1
NEMOURS CHILDREN'S			1	100%	1
PEDIATRIC PARTNERS			1	100%	1
SMYTH COUNTY COMMUNITY HOSPITAL LABORATORY			1	100%	1
ASHLEY PEDIATRICS DAY & NIGHT CLINIC			1	100%	1
SHERIDAN VAMC		1			1
SEVEN HILLS HEALTHCARE GROUP LLC DBA		1			1
SUNSHINE FAMILY & WELLNESS CENTER			1	100%	1
JOHN PETER SMITH HOSPITAL- OB TRIAGE			1	100%	1
BREVARD COUNTY JAIL			1	100%	1
MEMORIAL SATILLA HEALTH			1	100%	1
WALGREENS # 12338		1			1
VANAJA SUREDDI MD PA			1	100%	1
SC-GA2018 THE RIDGE REHABILITATION & H		1			1
MED FIRST URGENT CARE CENTERS INC			1	100%	1
DISPATCH HEALTH - TEXAS, PA			1	100%	1
ADVANCED RESEARCH INSTITUTE			1	100%	1
Kroger 618 - The Little Clinic Trail Creek Village		1			1
MAINE HEALTH AND ENVIRONMENTAL TESTING LABORATORY			1	100%	1
Diversicare of Smyrna		1			1
COUPEVILLE SCHOOL DISTRICT #204		1			1
HUDSON REGIONAL HOSPITAL			1	100%	1
HEART 2 HEART FAMILY PRACTICE			1	100%	1
WESTMINSTER COLLEGE		1			1
AVERA HEART HOSPITAL OF SD			1	100%	1
URGENT CARE NORTHWEST		1			1

# COVID-19: testing by laboratory

Data through May 15, 2021 verified as of May 16, 2021 at 09:25 AM

Data in this report are provisional and subject to change.

The numbers in the table below represent the number of Florida and non-Florida residents for whom test results were received by the Department of Health. A person can be tested by more than one laboratory and can have both positive and negative results. **Therefore, the sum of the numbers in each column will be larger than the total number of people tested.**

Reporting lab	Inconclusive	Negative	Positive	Percent positive	Total
HEARTLAND NURSING & REHABILITATION		1			1
DORA HOME CARE			1	100%	1
VA NCHCS - Mather Division		1			1
CLEVELAND CLINIC FLORIDA WAIVED			1	100%	1
HENRICO DOCTORS HOSPITAL LABORATORY			1	100%	1
ORMOND PEDIATRICS PA			1	100%	1
FIT4LIFE MEDICAL CENTER			1	100%	1
CASA DE ORO CARE AND REHABILITATION CE		1			1
ST JOSEPH MEDICAL CENTER			1	100%	1
FLOYD MEDICAL CENTER/CLINICAL LAB		1			1
ALTAMONTE SPRINGS WALK IN MED CENTER			1	100%	1
Altenheim Senior Living		1			1
MIAMI JEWISH DIALYSIS			1	100%	1
Sherwood Oaks Health Center			1	100%	1
CHILDRENS AT NORTH POINT URGENT CARE L		1			1
JOHN H. STROGER, JR. HOSPITAL OF COOK COUNTY			1	100%	1
ST FRANCIS MEDICAL CENTER			1	100%	1
ERLANGER WESTERN CAROLINA HOSPITAL			1	100%	1
ABBOTT LABORATORIES - OCCUPATIONAL HEALTH SERVICES			1	100%	1
West Woods of Niles		1			1
Autumn Care of Suffolk		1			1
JACKSONVILLE HEALTH & REHAB		1			1
SOUTHEAST HEALTH WESTGATE CLINIC			1	100%	1
HOLYCROSS URGENT CARE AND IMAGING CENTER		1			1
Rockcastle Health and Rehab		1			1
VA Texas Valley Coastal Bend Harlingen HCC		1			1
ADVENTHEALTH SENIOR CARE AT ORMOND			1	100%	1
Schoenbrunn Healthcare		1			1
WALGREENS #12322		1			1
Encompass Health Littleton		1			1
MEDEXPRESS URGENT CARE - BENTONVILLE		1			1
VASNHS-Northeast PC Clinic		1			1
Arlington Care Center			1	100%	1
TREASURE COAST COMMUNITY HEALTH INC			1	100%	1
WELLSTREET BUCKHEAD NORTH		1			1
AVERA SACRED HEART HOSPITAL			1	100%	1
DEACONESS URGENT CARE CENTER			1	100%	1
RECOVERY BAY, LLC			1	100%	1
AVON PARK CLUSTER		1			1
INTEGRIS SEMINOLE EMERGENCY DEPT			1	100%	1
LAURELS OF ATHENS, THE		1			1
DEVLIN MANOR NURSING AND REHABILITATION		1			1
MARTIN LUTHER KING RENAL INSTITUTE			1	100%	1
MEMORIAL HOSPITAL AT GULFPORT			1	100%	1
ASCENSION ST VINCENT'S - WESTSIDE			1	100%	1
NORTH PALM BEACH DIALYSIS CENTER			1	100%	1

# COVID-19: testing by laboratory

Data through May 15, 2021 verified as of May 16, 2021 at 09:25 AM

Data in this report are provisional and subject to change.

The numbers in the table below represent the number of Florida and non-Florida residents for whom test results were received by the Department of Health. A person can be tested by more than one laboratory and can have both positive and negative results. **Therefore, the sum of the numbers in each column will be larger than the total number of people tested.**

Reporting lab	Inconclusive	Negative	Positive	Percent positive	Total
WESLEY CHAPEL INTERNAL MEDICINE AND PEDIATRICS PA			1	100%	1
Kroger 779 - The Little Clinic Georgetown		1			1
BAPTIST HEALTH EXPRESS CARE			1	100%	1
MARTIN HEALTH PHYSICIAN GROUP			1	100%	1
FLORIDA EPIDEMIOLOGY PROGRAM			1	100%	1
PROVIDENCE PORTLAND MEDICAL CENTER		1			1
SOUTH DADE NURSING & REHABILITATION CENTER			1	100%	1
CAROLINAS MEDICAL CENTER			1	100%	1
AUSTIN ER LLC			1	100%	1
CENTRAL MAINE MED CTR LAB			1	100%	1
CRESTHAVEN			1	100%	1
LAB TEST KENDALL LLC		1			1
AUTUMN CARE OF STATESVILLE, LLC		1			1
SAINT AGNES HOSPITAL			1	100%	1
TILE PHARMACY		1			1
AristaCare at Meadow Springs		1			1
Life Care Center of Paradise Valley		1			1
SPORTS MEDICINE CLINIC - U OF WYOMING			1	100%	1
BETHESDA HEALTH PHYSICIANS GROUP		1			1
PEDIATRIC URGENT CARE CENTR OF FORT WORTH-LA GRAN			1	100%	1
CMC MERCY LABORATORY			1	100%	1
LANGLADE			1	100%	1
DOCTORS CHOICE HOME CARE INC			1	100%	1
PEDIATRIC PARTNERS ZEPHYRHILLS			1	100%	1
PATIENT FIRST - SICKLERVILLE		1			1
Smg At Bridgewater Family Medicine		1			1
MINUTECLINIC DIAGNOSTIC OF TN PC #6437		1			1
Signature HealthCare of Bowling Green		1			1
TMH PHYSICIAN PARTNERS QUINCY			1	100%	1
CARE ATC INC			1	100%	1
VICTORIA PAIN AND REHABILITATION CENTER			1	100%	1
SISTERS MISSION			1	100%	1
LEE MEMORIAL HEALTH SYSTEMS HOME HEALTH		1			1
PUBLIX PHARMACY #0332		1			1
SOUTHERN OHIO MEDICAL CENTER			1	100%	1
Kroger 531 - The Little Clinic Waterville		1			1
MULTICARE PHYSICIANS			1	100%	1
ST.ELIZABETH HEALTH CENTER	1				1
ALL AMERICAN FAMILY AND GERIATRIC CARE			1	100%	1
Northern Nevada State Veterans Home		1			1
SAINT ALPHONSUS REGIONAL MEDICAL CENTER			1	100%	1
MAHONEY PEDIATRICS PA			1	100%	1
ST MARY MEDICAL CENTER			1	100%	1
ROSLYN INTERNAL MEDICINE		1			1
Manor Care Health Care Services - Williamsport North		1			1
MEDEXPRESS URGENT CARE-BRENTWOOD		1			1

# COVID-19: testing by laboratory

Data through May 15, 2021 verified as of May 16, 2021 at 09:25 AM

Data in this report are provisional and subject to change.

The numbers in the table below represent the number of Florida and non-Florida residents for whom test results were received by the Department of Health. A person can be tested by more than one laboratory and can have both positive and negative results. **Therefore, the sum of the numbers in each column will be larger than the total number of people tested.**

Reporting lab	Inconclusive	Negative	Positive	Percent positive	Total
UHEALTH LEJEUNE INTERNAL MEDICINE			1	100%	1
TITUSVILLE TOWERS ASSISTED LIVING		1			1
Heritage of Red Cloud		1			1
MEDICAL ASSOCIATES OF CARTER		1			1
PUBLIX PHARMACY # 1236			1	100%	1
CVS M08595POCT RAYMORE		1			1
ENT & ALLERGY ASSOCIATES, LLP - SLEEPY HOLLOW (ABBOTT)		1			1
CLIFTON SPRINGS		1			1
PALM BEACH COUNTY HEALTH DEPT.			1	100%	1
BAPTIST MINOR MEDICAL CENTER			1	100%	1
Urgent Care 24/7 Orlando LLC			1	100%	1
BAPTIST HEALTH FLOYD			1	100%	1
Big River Nursing and Rehab		1			1
ROCK RAPIDS HEALTH CENTRE		1			1
EDEN HEALTH NOMAD LAB		1			1
ORCHARD PARK HEALTH CARE AND REHABILITATION CENTER		1			1
Canandaigua VAMC		1			1
PHYSICIANS IMMEDIATE CARE			1	100%	1
STEVEN J VALENTINO, DO PC		1			1
Wayne County Nursing Home		1			1
GOOD SAMARITAN SOCIETY-FOREST CITY		1			1
SACRED HEART HOSPITAL			1	100%	1
Encompass Health Rehab Hosp Salisbury		1			1
BLOOD SYSTEMS LABORATORIES			1	100%	1
QUINCY DIALYSIS			1	100%	1
IVAN, MAYA			1	100%	1
RED HOOK FAMILY PRACTICE		1			1
Chateau Girardeau			1	100%	1
LAKE COMMUNITY ACTION AGENCY		1			1
SANDPIPER CLUSTER		1			1
SOMA MEDICAL CENTER PA #2			1	100%	1
BRISTOL CHILDRENS CLINIC			1	100%	1
MD NOW URGENT CARE			1	100%	1
HENRICO DOCTOR'S LABORATORY			1	100%	1
Kroger - KR003500568			1	100%	1
White River Health Care Center		1			1
NASONCARE LLC			1	100%	1
ORMOND BEACH DIALYSIS			1	100%	1
SUMMER PLACE NURSING & REHABILITATION		1			1
Senatobia Healthcare & Rehab		1			1
LIFELINK FOUNDATION INC D/B/A			1	100%	1
EUGENE T FINAN, MD			1	100%	1
DAVIS, CASEY		1			1
SOUTHEASTERN PATHOLOGY ASSOCIATES			1	100%	1
SOUTH COUNTY MEDICAL CENTER			1	100%	1
PRACTITIONERS IN MOTION			1	100%	1

# COVID-19: testing by laboratory

Data through May 15, 2021 verified as of May 16, 2021 at 09:25 AM

Data in this report are provisional and subject to change.

The numbers in the table below represent the number of Florida and non-Florida residents for whom test results were received by the Department of Health. A person can be tested by more than one laboratory and can have both positive and negative results. **Therefore, the sum of the numbers in each column will be larger than the total number of people tested.**

Reporting lab	Inconclusive	Negative	Positive	Percent positive	Total
BUREAU COUNTY HEALTH DEPT			1	100%	1
CAPITAL DIAGNOSTICS			1	100%	1
AML DIAGNOSTICS- ADV TESTING IN METABOLIC MEDICINE			1	100%	1
BIOMAT USA INC			1	100%	1
Victoria Manor		1			1
STEWART MEDICAL GROUP INC			1	100%	1
CHI ST. LUKE'S HEALTH BCM MEDICAL CENTER			1	100%	1
SAN ANTONIO DERMATOLOGY AND MEDICAL SPA			1	100%	1
VERMONT DEPT OF HEALTH LABORATORY			1	100%	1
West Bay of Tampa Center			1	100%	1
CHAMBREL AT PINECASTLE			1	100%	1
TEMPLE TERRACE DIALYSIS			1	100%	1
SOUTH TEXAS HEALTH SYSTEM ER - WARE ROAD			1	100%	1
BRADENTON CONVENTION CENTER			1	100%	1
PALOMAR MEDICAL CENTER			1	100%	1
PATIENT FIRST - CHERRY HILL		1			1
MEMORIAL HOSPITAL - BELLEVILLE			1	100%	1
Wexner Heritage House			1	100%	1
SEABROOK EMS			1	100%	1
LITTLE COMPANY OF MARY HOSPITAL			1	100%	1
FLORHAM PARK ENDOSCOPY CENTER		1			1
HEALTH FIRST HOME CARE		1			1
CONVENIENT URGENT CARE			1	100%	1
WY RETIREMENT CENTER		1			1
SLIDELL MEMORIAL HOSPITAL			1	100%	1
BROOKSVILLE REGIONAL HOSP PATIENT CARE SERVICES			1	100%	1
LINK PHARMACY LLC		1			1
GOLDING-GRANADO MEDICAL ASSOCIATES		1			1
BLOOMINGDALE MEDICAL ASSOC			1	100%	1
FAIRLAWN REHABILITATION HOSPITAL		1			1
AFTER HOURS CARE OF AMERICUS INCORPORA			1	100%	1
HOSPITALS OF PROVIDENCE TRANSMOUNTAIN CAMPUS, THE			1	100%	1
FLAGLER COUNTY BOARD OF COUNTY COMMISSIONERS			1	100%	1
ICARE		1			1
Erwin Health Care Center		1			1
PLANT CITY FIRE RESCUE		1			1
CHILTON URGENT CARE			1	100%	1
EILEEN TURBESSI MD PA		1			1
Kroger 682 - The Little Clinic Combs and Gantzel		1			1
BRIAN C GRINER MD LLC			1	100%	1
ADVENTHEALTH MEDICAL GROUP INTERNAL MEDICINE AT MILLS			1	100%	1
FLAGLER MEDICAL ASSOCIATES PA			1	100%	1
ACCESS HEALTH CARE PHYSICIANS, LLC		1			1
PENSACOLA PATHOLOGY		1			1
CENTRAL FLORIDA ADULT MEDICINE		1			1
EMERGENCY CARE SERVICES LAB AT JFK MEDICAL CENTER			1	100%	1

# COVID-19: testing by laboratory

Data through May 15, 2021 verified as of May 16, 2021 at 09:25 AM

Data in this report are provisional and subject to change.

The numbers in the table below represent the number of Florida and non-Florida residents for whom test results were received by the Department of Health. A person can be tested by more than one laboratory and can have both positive and negative results. **Therefore, the sum of the numbers in each column will be larger than the total number of people tested.**

Reporting lab	Inconclusive	Negative	Positive	Percent positive	Total
FAMILY INTERNAL MEDICINE OF CLERMONT			1	100%	1
WALGREENS #09456		1			1
NEVADA RURAL HOUSING AUTHORITY			1	100%	1
VERIFY LABS			1	100%	1
LANCASHIRE HALL NURSING AND REHABILITATION CENTER		1			1
NORTH RIVER FAMILY HEALTH CENTER			1	100%	1
WAYCROSS INTRTNAL MEDICINE			1	100%	1
SOUTHWESTERN VERMONT MEDICAL CENTER			1	100%	1
TRAVIS LEE THOMPSON MD			1	100%	1
HILLSBORO MEDICAL CENTER MAIN LABORATO		1			1
CHILDRENS SPECIALIST PEDIATRIC PULMMOLOGY &			1	100%	1
Vibralfie of El Paso Rehabilitation Center			1	100%	1
ADAMS COUNTY HEALTH DEPARTMENT			1	100%	1
DIAGNOSTIC GROUP INTEGRATED HEALTHCARE			1	100%	1
UNIVERISTY HOSPITAL			1	100%	1
SANTA MONICA CA-UCLA MC			1	100%	1
Arlington Health and Rehabilitation		1			1
DIRECT PRIMARY CARE OF BURLESON			1	100%	1
AUGUSTA HEALTH SD			1	100%	1
REEVES COUNTY HOSPITAL DISTRICT			1	100%	1
CVS MA6466POCT SWANSEA		1			1
sunrise terrace nursing and rehab center		1			1
LINCOLN COUNTY MEDICAL CENTER		1			1
Michigan Masonic Home		1			1
LOUNDY		1			1
CHATEAU TERREBONNE HEALTH CARE		1			1
Pontotoc Health and Rehab		1			1
ORANGETOWN PEDIATRICS ASSOCIATES		1			1
WVU MEDICINE AT SUNCREST TOWNE CENTRE			1	100%	1
PAMC MICRO LAB			1	100%	1
AMALIA'S COMMUNITY CLINIC, CORP			1	100%	1
PLEASANT RIDGE MANOR WEST		1			1
CVS IN6536POCT KOKOMO		1			1
TRADITIONAL MEDICINE CENTER			1	100%	1
SUMMIT COUNTY PUBLIC HEALTH DEPARTMENT			1	100%	1
FLORIDA CLINICAL LABORATORY INC DBA			1	100%	1
BASCOM PALMER-MICRO LAB			1	100%	1
GREYSTONE HOME HEALTH OF GREATER ORLANDO LLC		1			1
VISITING PHYSICIAN SERVICES, LLC			1	100%	1
HAWAII DEPARTMENT OF HEALTH LAB			1	100%	1
ARNOLD PALMER HOSPITAL LAB POCT		1			1
MAGGY PHARMACY INC		1			1
PARK AVENUE MEDICAL PROFESSIONALS		1			1
PATIENT FIRST - NEWTOWN ROAD			1	100%	1
Metairie Healthcare Center			1	100%	1
CAREATC - WISCONSIN PIPE-FITTERS			1	100%	1

# COVID-19: testing by laboratory

Data through May 15, 2021 verified as of May 16, 2021 at 09:25 AM

Data in this report are provisional and subject to change.

The numbers in the table below represent the number of Florida and non-Florida residents for whom test results were received by the Department of Health. A person can be tested by more than one laboratory and can have both positive and negative results. **Therefore, the sum of the numbers in each column will be larger than the total number of people tested.**

Reporting lab	Inconclusive	Negative	Positive	Percent positive	Total
CAROMONT HEALTH			1	100%	1
CENTRAL ALABAMA HEALTH CARE SYSTEM			1	100%	1
CRESTVIEW MED CLIN LAB			1	100%	1
MEDCOR INC			1	100%	1
VOLUSIA MEDICAL CENTER			1	100%	1
Kroger 465 - The Little Clinic Oakley		1			1
Elderwood at Williamsville		1			1
MCR HEALTH VENICE PEDIATRICS			1	100%	1
AMERICAN MEDICAL RESPONSE - FARMER BRA		1			1
Eden Meadows		1			1
BROOKDALE AVONDALE (BU 04360)			1	100%	1
HOWELL BRANCH COURT			1	100%	1
CARESOUTH HHA HOLDINGS OF THE TREASURE COAST LLC			1	100%	1
BAYCARE OUTREACH LAB AT NEW TAMPA			1	100%	1
PATIENT FIRST - FAIRFAX			1	100%	1
The Pines at Poughkeepsie Center for Nursing and Rehabilitation		1			1
Mission Arch Center		1			1
Glen Haven Health and Rehabilitation LLC		1			1
ADVENTHEALTH MEDICAL GROUP SENIOR HEALTH AT			1	100%	1
BAXTER REGIONAL MEDICAL CENTER			1	100%	1
DAYTON CHILDRENS HOSPITAL LAB			1	100%	1
BOULDER COMMUNITY HOSPITAL			1	100%	1
SAINT AGNES MEDICAL CENTER			1	100%	1
SCRIPTS PLUS INC DBA THE MEDICINE SHOP		1			1
CENTRAL FLORIDA MEDICAL CARE			1	100%	1
TWIN			1	100%	1
JOSHUA E CHESIR MD		1			1
PARK AVENUE DERMATOLOGY NORTH			1	100%	1
COMMUNITY MEDICAL CARE			1	100%	1
CARY CLINIC			1	100%	1
CASS LAKE PHS INDIAN HOSPITAL		1			1
KIDZ FAMILY CARE			1	100%	1
UNC HOSPITALS			1	100%	1
FLORIDA HOSPITAL ORMOND BEACH			1	100%	1
THE CHRIST HOSPITAL			1	100%	1
CAPITAL DISTRICT PSYCHIATRIC CENTER		1			1
MOBILE MEDICAL CLINIC			1	100%	1
UMASS MEMORIAL/MARLBORO HOSPITAL			1	100%	1
COVENANT HOSPITAL HOBBS D/B/A COVENANT		1			1
VIP FAMILY PRACTICE			1	100%	1
Quince Nursing and Rehabilitation Center		1			1
DR AZIZ CLINIC			1	100%	1
AHUJA MEDICAL CENTER			1	100%	1
FLORIDA MEDICAL CLINIC, PA		1			1
FRESENIUS SOUTH FORT MYERS		1			1
BAPTIST HOSPITAL FAMILY MEDICINE TIGER POINT			1	100%	1

# COVID-19: testing by laboratory

Data through May 15, 2021 verified as of May 16, 2021 at 09:25 AM

Data in this report are provisional and subject to change.

The numbers in the table below represent the number of Florida and non-Florida residents for whom test results were received by the Department of Health. A person can be tested by more than one laboratory and can have both positive and negative results. **Therefore, the sum of the numbers in each column will be larger than the total number of people tested.**

Reporting lab	Inconclusive	Negative	Positive	Percent positive	Total
Isle Health and Rehabilitation Center			1	100%	1
KIDS CARE PEDIATRICS			1	100%	1
LEELANAU OPCO, LLC		1			1
BALLAD HEALTH MEDICAL ASSOCIATES URGENT CARE - JOHNSON CITY			1	100%	1
PHYSICIANS LAB INC			1	100%	1
NOVANT HEALTH GOHEALTH URGENT CARE			1	100%	1
ADVANCED URGENT CARE PLLC		1			1
BEAUMONT HOSPITAL, GROSSE POINTE			1	100%	1
UNLIMITED MEDICAL SERVICES OF FL PL DBA		1			1
COMMUNITY MEMORIAL HOSPITAL		1			1
ADVENTHEALTH MEDICAL GROUP FAMILY			1	100%	1
WW Chem Auto SS			1	100%	1
PEDIATRIC SPECIALTY CLINIC COLLIER			1	100%	1
PM PEDIATRICS OF BAYSIDE PLLC - STATEN		1			1
DOCS OUTSIDE THE BOX INC			1	100%	1
ST VINCENTS OUTPATIENT IMAGING		1			1
METROWEST MEDICAL CENTER - FRAMINGHAM			1	100%	1
WELLSTAR KENNESAW MEDICAL CENTER		1			1
BAPTIST HEALTH SURGERY CENTER			1	100%	1
LAKE WALES DIALYSIS CENTER			1	100%	1
DOCTORS AFTER HOURS URGENT CARE CENTER			1	100%	1
UHS BINGHAMTON GENERAL			1	100%	1
FELD ENTERTAINMENT			1	100%	1
SEPULVEDA OUTPATIENT AND NURSING HOME CARE			1	100%	1
Kroger 410 - The Little Clinic Trinity		1			1
Redwood Springs Healthcare			1	100%	1
HHCS PHARMACY INC			1	100%	1
SOUTHWEST REGIONAL PCR LABORATORY			1	100%	1
Heritage Inn Health and Rehabilitation		1			1
THOMAS HOSPITAL			1	100%	1
PHOENIX PROGRAMS OF FLORIDA INC		1			1
NAVARRO MEDICAL CENTERS LLC			1	100%	1
Walgreens #3661		1			1
WALGREENS #15369		1			1
NORTHCREST PHYSICIAN SERVICES INC		1			1
COMMUNITY			1	100%	1
PRIMARY CARE GROUP LLC		1			1
NORTH FLORIDA REGIONAL MEDICAL CENTER EMERGENCY			1	100%	1
WALGREENS #04786		1			1
WINDSOR MANOR			1	100%	1
Country View of Sunbury			1	100%	1
WINDMOOR HEALTHCARE			1	100%	1
CATERPILLAR INC - MIAMI DISTRIBUTION CENTER			1	100%	1
Kroger 698 - The Little Clinic 14th Street/Bell		1			1
ESOTERIC LAB			1	100%	1
KENNEDY BOULEVARD DIALYSIS			1	100%	1



# COVID-19: testing by laboratory

Data through May 15, 2021 verified as of May 16, 2021 at 09:25 AM

Data in this report are provisional and subject to change.

The numbers in the table below represent the number of Florida and non-Florida residents for whom test results were received by the Department of Health. A person can be tested by more than one laboratory and can have both positive and negative results. **Therefore, the sum of the numbers in each column will be larger than the total number of people tested.**

Reporting lab	Inconclusive	Negative	Positive	Percent positive	Total
UNIVERSITY OF MIAMI PRIMARY CARE SITE UMHC 3039			1	100%	1
LIFESPAN HEALTH - SELMER		1			1
SHARP CHULA VISTA MEDICAL CENTER			1	100%	1
REHABILITATION CENTER OF ALBUQUERQUE		1			1
Carrollton Manor Inc		1			1
YOUR HEALTH PEDIATRICS INC			1	100%	1
WILSON FAMILY MEDICINE LLC		1			1
Garden Villa Bedford		1			1
CENTRAL FLORIDA HEALTH CARE, INC			1	100%	1
UNIVERSITY OF MD PATH ASSOC- MD GENOMICS			1	100%	1
ONPOINT URGENT CARE			1	100%	1
MERCY GENERAL HOSPITAL			1	100%	1
MINUTECLINIC DIAGNOSTIC OF VIRGINIA, LLC #10088		1			1
MANHATTAN COLLEGE HEALTH SERVICES		1			1
CVS MI22230CV WAYNE COUNTY COMMUNITY COLLEGE			1	100%	1
WATERMAN VILLAGE HOME CARE			1	100%	1
CARENOW MURFREESBORO MEDICAL CENTER PK		1			1
REDMOND URGENT CARE			1	100%	1
LAKE LURE HEALTH CENTER			1	100%	1
PHOEBE HOME INC		1			1
STERLING HOUSE OF PORT ORANGE		1			1
MOUNT SINAI MEDICAL CENTER AVENTURA ER			1	100%	1
SANTA MONICA FERTILITY			1	100%	1
SUNRISE HOSPITAL & MEDICAL CENTER-POC TESTING LAB			1	100%	1
BAYSTATE REFERENCE LABORATORY			1	100%	1
CHILDREN'S CLINIC			1	100%	1
PATHLAB SERVICES			1	100%	1
HONU	1				1
MANCHESTER COMMONS		1			1
US PUBLIC HEALTH SERVICE HOSPITAL			1	100%	1
ST. LUKE'S HOSPITAL			1	100%	1
NORTHSIDE FAMILY MEDICINE AND URGENT CARE (MIDTOWN)		1			1
SOUTH SEMINOLE HOSPITAL POCT			1	100%	1
FRESENIUS KIDNEY CARE OF CLERMONT WEST			1	100%	1
SEMA4			1	100%	1
Signature Healthcare of Georgetown		1			1
BAPTIST ASI			1	100%	1
MEDCOR, INC			1	100%	1
JMJ FAMILY PRACTICE			1	100%	1
SOUTHWEST ORLANDO FAMILY MEDICINE, PL			1	100%	1
BL DIAGNOSTICS LLC			1	100%	1
The Jordan Center		1			1
IVY CREEK HEALTHCARE & WELLNESS CENTRE			1	100%	1
CENTENNIAL HILLS HOSPITAL MEDICAL CENTER LABORATORY			1	100%	1
MAIN STREET PHARMACY OF MARCELLUS, INC		1			1
RIVERSIDE REGIONAL MED CENTER			1	100%	1

# COVID-19: testing by laboratory

Data through May 15, 2021 verified as of May 16, 2021 at 09:25 AM

Data in this report are provisional and subject to change.

The numbers in the table below represent the number of Florida and non-Florida residents for whom test results were received by the Department of Health. A person can be tested by more than one laboratory and can have both positive and negative results. **Therefore, the sum of the numbers in each column will be larger than the total number of people tested.**

Reporting lab	Inconclusive	Negative	Positive	Percent positive	Total
NEW MILFORD HOSPITAL			1	100%	1
MERCY HOME		1			1
MADISON AT OVIEDO			1	100%	1
SC-GA2018 MCCORMICK REHAB & HEALTHCARE		1			1
PALM AVENUE BAPTIST TOWER INC		1			1
SAINT PETE MRI			1	100%	1
SALEM HOSPITAL REGIONAL LABORATORY		1			1
TCPA CLINICAL LABORATORIES			1	100%	1
HEBER VALLEY MEDICAL CENTER			1	100%	1
CHRISTUS GOOD SHEPHERD MEDICAL CENTER			1	100%	1
GENVIEW DIAGNOSIS INC			1	100%	1
UNIVERSITY OF NORTH CAROLINA HOSPITALS			1	100%	1
Integrity Healthcare of Carbondale			1	100%	1
OASIS FAMILY RESORT IN THE SPRINGS LLC		1			1
MEMORIAL PHYSICIANS LABORATORY			1	100%	1
FORT LOUDOUN PRIMARY CARE		1			1
SPRINGBROOK HOSPITAL			1	100%	1
PIEDMONT QUICKCARE		1			1
FLORIDA HOSPITAL LAB			1	100%	1
ORAL & FACIAL SURGERY			1	100%	1
SUMMERLIN MEDICAL CENTRE			1	100%	1
SANTA BARABARA ALF LLC (THE WINDSOR)			1	100%	1
MARION GENERAL HOSPITAL			1	100%	1
ELEMENTS PHARMACY			1	100%	1
PROVIDENCE ST. PATRICK HOSPITAL			1	100%	1
Pathways Nursing and Rehabilitation Center		1			1
ODYSSEY HEALTH CARE OF MARION COUNTY LLC		1			1
CARENOW URGENT CARE - SPRING			1	100%	1
CLUB HEALTH AND REHABILITATION CENTER, THE		1			1
IZ MEDICAL		1			1
MEDICAL CENTER OF TRINITY - MOB		1			1
SHANDSCAIR FLIGHT PROGRAM			1	100%	1
CARLTON SHORES HEALTH AND REHABILITATION CENTER			1	100%	1
NULL			1	100%	1
PHOENIX MEDICAL CLINIC			1	100%	1
FAMILY PHYSICIANS OF WINTER PARK, INC			1	100%	1
CURELOGICS WOUND CARE & HYPERBARIC CENTER		1			1
LIFECARE MEDICAL CENTER			1	100%	1
TUNIS STREET GROUP HOME		1			1
USA Healthcare LTC, LLC - Folsom Center for Rehabilitation & Healthca		1			1
LABORATORIO MEDICO CENTRAL CONDOMINO MD			1	100%	1
Trucare Living Centers - Columbus		1			1
MALUHIA		1			1
PARK AVENUE PEDIATRICS PC		1			1
PRIMARY CARE SERVICES AT WESTMINSTER V		1			1
PANCARE HEALTH - NORTHSIDE ELEMENTARY			1	100%	1

# COVID-19: testing by laboratory

Data through May 15, 2021 verified as of May 16, 2021 at 09:25 AM

Data in this report are provisional and subject to change.

The numbers in the table below represent the number of Florida and non-Florida residents for whom test results were received by the Department of Health. A person can be tested by more than one laboratory and can have both positive and negative results. **Therefore, the sum of the numbers in each column will be larger than the total number of people tested.**

Reporting lab	Inconclusive	Negative	Positive	Percent positive	Total
SEASONS HOSPICE AND PALLIATIVE CARE OF			1	100%	1
ANSWERS RESOURCE FACILITY		1			1
Kroger 968 - The Little Clinic Colerain Township		1			1
NEW HANOVER REGIONAL MEDICAL CENTER			1	100%	1
Eddy Memorial Geriatric Center		1			1
Chestnut Ridge Nursing & Rehab		1			1
MEMORIAL MEDICAL CENTER			1	100%	1
PUBLIX PHARMACY #1488		1			1
Moab Regional Hospital			1	100%	1
CAMAI COMMUNITY HEALTH CENTER, INC			1	100%	1
Lopatcong Center		1			1
Sarah A. Todd Memorial Home		1			1
Mountain View Manor			1	100%	1
MARTINSVILLE HEALTH AND REHAB			1	100%	1
COVID CLINIC, INC			1	100%	1
THE GROVE HEALTH AND REHAB			1	100%	1
CONCENTRA - LEESBURG		1			1
INTERMOUNTAIN HEALTHCARE LABORATORY SERVICES			1	100%	1
THE BRENNITY AT TRADITION			1	100%	1
FAIRFIELD MEDICAL CENTER			1	100%	1
ST JOHNS MEDICAL CENTER		1			1
Christian Park Village		1			1
Lutheran Community at Telford		1			1
KID FIXERS		1			1
COUNTY OF HAMILTON			1	100%	1
PEACE HEALTH FAMILY MEDICINE AT 87TH AVE		1			1
NYU LANGONE AMBULATORY CARE LAKE SUCCE		1			1
BEAUMONT URGENT CARE		1			1
LABWORKS LLC			1	100%	1
CVS SC7012POCT BALLENTINE			1	100%	1
PARKVIEW OUTREACH COMMUNITY CENTER			1	100%	1
North Campus Annex			1	100%	1
KANA MEDICAL			1	100%	1
WALGREENS WAYNE			1	100%	1
Birmingham Nursing and Rehabilitation East LLC		1			1
PACE UNIVERSITY HEALTH CARE		1			1
DOCTORS MEMORIAL HOSP HOME HEALTH CARE		1			1
Kroger 670 - The Little Clinic Dawson Forest Rd & Hwy 19		1			1
CHILTON MEDICAL CENTER		1			1
Longwood Community Living Center		1			1
Arbors at Gallipolis		1			1
CARE STATION MEDICAL GROUP		1			1
LIFEWORKS WELLNESS CENTER LLC		1			1
Holly Hill Healthcare Center			1	100%	1
1ST MED DOTHAN			1	100%	1
CARE CONNECTIONS AT HOME LLC			1	100%	1

# COVID-19: testing by laboratory

Data through May 15, 2021 verified as of May 16, 2021 at 09:25 AM

Data in this report are provisional and subject to change.

The numbers in the table below represent the number of Florida and non-Florida residents for whom test results were received by the Department of Health. A person can be tested by more than one laboratory and can have both positive and negative results. **Therefore, the sum of the numbers in each column will be larger than the total number of people tested.**

Reporting lab	Inconclusive	Negative	Positive	Percent positive	Total
GARDENS AT MAPLEWOOD			1	100%	1
PELICAN STATE OUTPATIENT CENTER			1	100%	1
RIVERSIDE COUNTY PUBLIC HEALTH LABORATORY			1	100%	1
VELOCITY URGENT CARE - CHIMNEY HILL			1	100%	1
CVS NE8626POCT LINCOLN		1			1
TMH CANCER CENTER LABORATORY			1	100%	1
EAST FL CORE LAB			1	100%	1
MCLEOD MEMORIAL HOSPITAL CLARENDON			1	100%	1
OAK HAVEN REHAB AND NURSING CENTER			1	100%	1
Luling Living Center		1			1
WALGREEN#12147		1			1
CYPRESS VILLAGE REHAB CENTER		1			1
NEW ERA HEALTH CENTER INC		1			1
Jewish Senior Services		1			1
MAYO CLINIC OUTPATIENT DIALYSIS CENTER			1	100%	1
FRESENIUS KIDNEY CARE - BOCA RATON			1	100%	1
CAMBRIDGE HEALTH ALLIANCE			1	100%	1
Willowbrooke Court at Normandy Farms Estates		1			1
AIRPORT MEDICAL SOLUTIONS ORLANDO			1	100%	1
PARTNERS IN PRIMARY CARE		1			1
ROBERT TAYLOR COMMUNITY COMPLEX			1	100%	1
NHC HealthCare St. Charles		1			1
LEE HEALTH KIDS URGENT CARE		1			1
MORGAN STANELY HEALTH CENTER		1			1
DR. K PEDIATRICS			1	100%	1
Terrace Glen Village		1			1
SOUTHERN NEVADA HEALH DISTRICT LABORATORY SYSTEM			1	100%	1
PARRISH MEDICAL GROUP			1	100%	1
CATHEDRAL GERONTOLOGY CENTER DBA CATHEDRAL CARES			1	100%	1
PARK LANE NURSING HOME		1			1
SANFORD LABORATORY BISMARCK			1	100%	1
VETERANS AFFAIRS MEDICAL CENTER - EAST ORANGE			1	100%	1
AMERITECH COLLEGE OF HEALTHCARE			1	100%	1
LCMC LAB SUBSECTION		1			1
HEALTH ALLIANCE			1	100%	1
HCR-ManorCare			1	100%	1
KATHY L ANDERSON DO PA			1	100%	1
SOUTHWOOD NURSING & RETIREMENT CENTER		1			1
ELLIS HOSPITAL URGENT CARE CENTER LAB		1			1
SUTTER GOULD MEDICAL FOUNDATION			1	100%	1
CONNECTICUT CVS PAHRMACY, LLC		1			1
GIFFORD MEMORIAL HOSPITAL		1			1
NHC Sequatchie		1			1
Hearthstone Nursing and Rehabilitation Center		1			1
SOUTHWOOD HEALTHCARE CENTER		1			1
PROVIDENCE ST PETER HOSPITAL		1			1

# COVID-19: testing by laboratory

Data through May 15, 2021 verified as of May 16, 2021 at 09:25 AM

Data in this report are provisional and subject to change.

The numbers in the table below represent the number of Florida and non-Florida residents for whom test results were received by the Department of Health. A person can be tested by more than one laboratory and can have both positive and negative results. **Therefore, the sum of the numbers in each column will be larger than the total number of people tested.**

Reporting lab	Inconclusive	Negative	Positive	Percent positive	Total
GABRIELA GOLDSTEIN MD PA			1	100%	1
Kroger 481 - The Little Clinic Houston Levee		1			1
Keller Landing Center		1			1
ST ROSE DOMINICAN HOSPITAL LAB-ROSE DE LIMA CAMPUS			1	100%	1
USF PHYSICIANS GROUP			1	100%	1
EXCEL URGENT CARE OF NJ			1	100%	1
WELLMED AT LINEBAUGH AVE			1	100%	1
Dulles Health and Rehab Center		1			1
THEDACARE FAMILY MEDICINE GATEWAY			1	100%	1
MEDICAL CITY NORTH HILLS			1	100%	1
ACCESS FAMILY CARE LLC			1	100%	1
FASTMED - LAKEWAY			1	100%	1
WEST PALM BEACH PHARMACEUTICALS LLC			1	100%	1
INTERNAL MEDICINE EMILIA MURRAY MD PA		1			1
BOND & STEELE CLINIC PA D/B/A		1			1
XSTREMEMD			1	100%	1
LEE MEMORIAL HOSPITAL OUTPATIENT SURGERY CENTER			1	100%	1
MISSOURI DEPARTMENT OF HEALTH AND SENIOR SERVICES - STATE PH LAB		1			1
LRGHEALTHCARE		1			1
UF HEALTH FAMILY MEDICINE-GOODBYS CREEK			1	100%	1
5 STAR HOME HEALTH SERVICES INC		1			1
MERITUS MEDICAL CENTER			1	100%	1
Manor Care Health Services- Wilmington			1	100%	1
Kroger 359 - The Little Clinic Bellevue		1			1
STORMONT VAIL HOSPITAL			1	100%	1
TITUSVILLE REHABILITATION AND NURSING CENTER		1			1
FAMILY FIRST WELLNESS		1			1
CORRY MEMORIAL HOSPITAL			1	100%	1
BOLLES SCHOOL, THE			1	100%	1
MINUTE CLINIC DIAGNOSTIC PA			1	100%	1
SALUDA NURSING CENTER		1			1
CARENOW MIDTOWN			1	100%	1
Kroger 767 - The Little Clinic Beaumont		1			1
SC-GA2018 SIMPSONVILLE REHABILITATION		1			1
HALIFAX HEALTH PRIMARY CARE			1	100%	1
GOOD SHEPHERD HOSPICE INC			1	100%	1
SOLARIS HEALTHCARE PLANT CITY		1			1
PRISMA HEALTH TUOMEY LABORATORY			1	100%	1
CLAYTON NURSING AND REHABILITATION		1			1
HEALTH AND HOPE CLINIC INC			1	100%	1
CVS MA714OPOCT WESTPORT		1			1
SHARP GROSSMONT HOSPITAL LABORATORY			1	100%	1
MD TOX LABORATORY			1	100%	1
CARESTAT HOSPICE SERVICES			1	100%	1
PEDIATRIC PARTNERS OF ZEPHYRHILLS PA			1	100%	1
Villages of St.Peters		1			1

# COVID-19: testing by laboratory

Data through May 15, 2021 verified as of May 16, 2021 at 09:25 AM

Data in this report are provisional and subject to change.

The numbers in the table below represent the number of Florida and non-Florida residents for whom test results were received by the Department of Health. A person can be tested by more than one laboratory and can have both positive and negative results. **Therefore, the sum of the numbers in each column will be larger than the total number of people tested.**

Reporting lab	Inconclusive	Negative	Positive	Percent positive	Total
LABONE		1			1
HOME AIDE SVC OF EASTERN NY INC D/B/A		1			1
ARBOR TERRACE AT CITRUS PARK			1	100%	1
Courtenay Springs Village			1	100%	1
ASHLEY CLINICAL DIAGNOSTIC LABORATORY			1	100%	1
PALM COAST DRAW STATION/AMERICAN HEALTH ASSOCIATES		1			1
LAMARQUE DIALYSIS			1	100%	1
NORTHSIDE PEDIATRICS & ADOLESCENT MEDI		1			1
SECOND STREET GROUP HOME		1			1
BROOKDALE FORT MYERS LAKES PARK			1	100%	1
TRUECARE24			1	100%	1
Brookdale Southside			1	100%	1
STEELFUSION CLINICAL TOXICOLOGY LABS			1	100%	1
Sunnybrook Rehabilitation Center			1	100%	1
CAREHERE HUDSON BAY			1	100%	1
ARIZA WELLNESS CARE LLC			1	100%	1
QUICKCARE HEALTH, INC			1	100%	1
LAKE MARY OPTUM FLORIDA			1	100%	1
PALMETTO ARTIFICIAL KIDNEY CENTER			1	100%	1
SUMMIT URGENT CARE - FAYETTEVILLE		1			1
SOUTHEASTERN INTEGRATED MEDICAL PL			1	100%	1
Excel Care Center			1	100%	1
VALUE DRUG STORES INC		1			1
JOHN D. ARCHBOLD MEMORIAL HOSPITAL			1	100%	1
COLUMBUS REGIONAL HOSPITAL			1	100%	1
Kroger 532 - The Little Clinic Murfreesboro		1			1
HYDE PARK MEDICAL CENTER		1			1
POMPANO BEACH ARTIFICIAL KIDNEY CENTER			1	100%	1
			1	100%	1
CAPE CANAVERAL HOSP			1	100%	1
CURA LABORATORY SERVICES			1	100%	1
RAAZI CLINICAL LABORATORY LLC			1	100%	1
COSTAMED GRUPO MEDICO			1	100%	1
MT ST RITA HEALTH CENTRER		1			1
HEALTH CARE SERVICES LC			1	100%	1
CVS TX8990POCT HELOTES		1			1
Encompass Health Rehab Hosp Harmarville		1			1
BLACK SHEEP MEDICAL			1	100%	1
MIAMI NORTH DIALYSIS			1	100%	1
Waddell Nursing & Rehab Center		1			1
COSTCO PHARMACY #1023			1	100%	1
Kroger - KRO70300083			1	100%	1
NORTH FLORIDA CHILD DEVELOPMENT, INC			1	100%	1
PALMETTO PRIMARY CARE PHYSICIANS			1	100%	1
STANLY REGIONAL MEDICAL CENTER			1	100%	1
Kroger 629 - The Little Clinic Cartersville, GA Hwy 41		1			1

# COVID-19: testing by laboratory

Data through May 15, 2021 verified as of May 16, 2021 at 09:25 AM

Data in this report are provisional and subject to change.

The numbers in the table below represent the number of Florida and non-Florida residents for whom test results were received by the Department of Health. A person can be tested by more than one laboratory and can have both positive and negative results. **Therefore, the sum of the numbers in each column will be larger than the total number of people tested.**

Reporting lab	Inconclusive	Negative	Positive	Percent positive	Total
ST JUDE CARE CENTER		1			1
NCH HEALTHCARE CREEKSIDE ENDOSCOPY			1	100%	1
PASTEUR MEDICAL CENTER LLC		1			1
PLANTATION DIALYSIS			1	100%	1
WALGREENS #15291		1			1
ADVENTHEALTH MEDICAL GROUP PEDIATRICS DIABETES &			1	100%	1
WINCHESTER URGENT CARE, PC		1			1
NICKLAUS CHILDREN'S DORAL OUTPATIENT CENTER			1	100%	1
Glen Oaks Health and REhabilitation		1			1
MODERN URGENT CARE			1	100%	1
Broomall Manor		1			1
RESIDENCES AT MIAMI / REIGN GARDENS LLC, THE			1	100%	1
Lexington Medical Center Extended Care		1			1
MAIN LAB			1	100%	1
DIXIE COUNTY JAIL			1	100%	1
LSU MEDICAL CENTER			1	100%	1
BENEWAH COMMUNITY HOSPITAL		1			1
GOOD SHEPHERD HEALTH SYSTEM			1	100%	1
JOHNSON MEDICAL SERVICES			1	100%	1
HERNANDO COUNTY HEALTH DEPT			1	100%	1
PowerBack Piscataway Center		1			1
WALGREENS #11572		1			1
ROSE HAVEN NURSING CENTER		1			1
Livingston County Center for Nursing and Rehabilitation		1			1
Piedmont Crossing		1			1
PEDIATRIC ASSOCIATES OF ORLANDO			1	100%	1
THE READING HOSPITAL AND MEDICAL CENTER			1	100%	1
BRANDON OUTREACH CLINIC			1	100%	1
ASUNCION HOME HEALTH CARE CORP			1	100%	1
CENTRAL TX URGENT CARE			1	100%	1
Kroger - KR062000426			1	100%	1
CARENOW-MONTGOMERY			1	100%	1
Medford Multicare		1			1
FLORIDA STATE UNIVERSITY HEALTH SERVICES			1	100%	1
CHRISTIANA HOSPITAL		1			1
STOPWATCH URGENT CARE			1	100%	1
GENESIS MEDICAL CENTER OF CORAL SPRINGS INC			1	100%	1
MINNESOTA HERITAGE HOUSE		1			1
Smg/North Jersey Hematology & Oncology		1			1
DUKE UNIVERSITY MEDICAL CENTER			1	100%	1
BOTTINEAU GOOD SAMARITAN CENTER		1			1
HILLVIEW TERRACE			1	100%	1
SIGNATURE HEALTHCARE OF BUCKHEAD		1			1
KISSIMMEE HOME TRAINING		1			1
MEDPOST URGENT CARE - CIBOLO			1	100%	1
JAMES A HENRY MD LLC			1	100%	1

# COVID-19: testing by laboratory

Data through May 15, 2021 verified as of May 16, 2021 at 09:25 AM

Data in this report are provisional and subject to change.

The numbers in the table below represent the number of Florida and non-Florida residents for whom test results were received by the Department of Health. A person can be tested by more than one laboratory and can have both positive and negative results. **Therefore, the sum of the numbers in each column will be larger than the total number of people tested.**

Reporting lab	Inconclusive	Negative	Positive	Percent positive	Total
ACCULAB			1	100%	1
BRIDGEWATER PARK ASSISTED LIVING LLC			1	100%	1
DEPARTMENT OF HEALTH SERVICES			1	100%	1
PINEVILLE PHARMACY			1	100%	1
WVU MEDICINE - WESTON			1	100%	1
BEST CHOICE WELLNESS & LABORATORY LLC			1	100%	1
PRINCIPLE DIAGNOSTICS LLC			1	100%	1
Kroger 395 - The Little Clinic Blanchester		1			1
INHEALTH LIFE SCIENCES LLC			1	100%	1
CVS IL5822POCT MOKENA		1			1
WESLEY MEDICAL CENTER			1	100%	1
CVS IL6789POCT WOODRIDGE		1			1
ADVOCATE GOOD SAMARITAN			1	100%	1
UPMC NORTHWEST HOSPITAL			1	100%	1
Kroger 523 - The Little Clinic Dickson			1	100%	1
RAYMOND F CARON MD			1	100%	1
GUILFORD IMMEDIATE CARE, SYAH, LLC		1			1
METHODIST OLIVE BRANCH HOSPITAL			1	100%	1
SPECIALTY DRUG TESTING			1	100%	1
ST LUKE'S CORNWALL HOSPITAL N			1	100%	1
Kroger 805 - The Little Clinic Lewis Center		1			1
Citadel		1			1
KIDSVILLE PEDIATRICS III PA			1	100%	1
PHYSICIANS OF CENTRAL FLORIDA			1	100%	1
ADVENT HEALTH MEDICAL GROUP MULTISPECIALTY			1	100%	1
GEORGETOWN URGENT CARE			1	100%	1
STITCHES ACUTE CARE CENTER OF CHEYENNE			1	100%	1
Walgreens #11724		1			1
Medicalodges Neosho			1	100%	1
ADVANTA LABS, LLC		1			1
OKLAHOMA BLOOD INSTITUTE			1	100%	1
LEHIGH REGIONAL WOUND CENTER			1	100%	1
DECATUR MORGAN HOSPITAL - DECATUR GENE		1			1
METROPOLITAN METHODIST HOSPITAL			1	100%	1
ST CATHERINE HOSPITAL LABORATORY			1	100%	1
Good Samaritan Society - Mountian Lake		1			1
SUPERKIDS PEDIATRICS			1	100%	1
RICHMOND MEDICAL CENTER FOR WOMEN		1			1
NORTHEAST TEXAS DIALYSIS		1			1
TMH PHYSICIAN PARTNERS			1	100%	1
HUGH CHATHAM FAMILY MEDICINE INDEPENDENCE		1			1
FLORIDA MEDICAL CLINIC PA GI			1	100%	1
NORTH PALM CHIDRENS PHYSICIANS			1	100%	1
SKYRIDGE CLINICAL ASSOCIATES		1			1
PHI LIFE SCIENCES			1	100%	1
BAY AREA HOSPITAL LAB & HST		1			1



# COVID-19: testing by laboratory

Data through May 15, 2021 verified as of May 16, 2021 at 09:25 AM

Data in this report are provisional and subject to change.

The numbers in the table below represent the number of Florida and non-Florida residents for whom test results were received by the Department of Health. A person can be tested by more than one laboratory and can have both positive and negative results. **Therefore, the sum of the numbers in each column will be larger than the total number of people tested.**

Reporting lab	Inconclusive	Negative	Positive	Percent positive	Total
LUMICO LIFE INSURANCE COMPANY		1			1
WALGREENS #10854		1			1
RIDGE OPTUM FLORIDA			1	100%	1
MAYO CLINICAL LABORATORIES		1			1
Kroger 923 - The Little Clinic Centerville		1			1
Kroger 541 - The Little Clinic Long Hollow Pike		1			1
Walgreens #9620		1			1
Elderwood at Lancaster		1			1
Brattleboro Crossings LLC dba Pine Heights at Brattleboro		1			1
Kroger 909 - The Little Clinic Hamilton			1	100%	1
STONESPRINGS HOSPITAL CENTER			1	100%	1
MED FIRST IMMEDIATE CARE AND FAMILY PRACTICE			1	100%	1
NORTH MIAMI BEACH SURGICAL CENTER			1	100%	1
ST JOHN'S HOME CARE			1	100%	1
RAMBAM URGENT CARE			1	100%	1
THE MEDICAL CENTER AT BOWLING GREEN			1	100%	1
CVS / PHARMACY #10794			1	100%	1
CVS NV9586POCT RENO		1			1
KAISER PERMANENTE FACTORIA LAB			1	100%	1
LAKE MARY DIALYSIS			1	100%	1
ADVANCED CARDIOVASCULAR DIAGNOSTICS OF FL			1	100%	1
PATHOLOGYT & LAB MEDICINE SERVICES			1	100%	1
MASSACHUSETTS DEPARTMENT OF PUBLIC HEALTH			1	100%	1
NF Escambia, LLC DBA Olive BranchHealth and Rehabilitaion Center			1	100%	1
OAKVIEW INC		1			1
CARENOW URGENT CARE - ANTIOCH		1			1
SIPERSTEIN DERMATOLOGY LLC			1	100%	1
ASHLEY PEDICATRICS DAY AND NIGHT CLINIC			1	100%	1
MOUNT SINAI COMPREHENSIVE CANCER CENTER			1	100%	1
Scepter Rehab and Health care		1			1
LOWER KEYS COMMUNITY HEALTH CENTER			1	100%	1
LAKESIDE MEDICAL CENTER		1			1
DR BAWA AND ASSOCIATES			1	100%	1
DODGE COUNTY HOSPITAL LABORATORY		1			1
LAKEWOOD RANCH MEDICAL GROUP LLC			1	100%	1
ST. MARY MEDICAL CENTER		1			1
SUREPOINT URGENT CARE PADRE ISLAND			1	100%	1
Ohman Family Living at Holly Assisted Living		1			1
Saint Joseph Living Center		1			1
WINCHESTER HOSPITAL			1	100%	1
LEHIGH PULMONARY ASSOCIATES			1	100%	1
NATIONS TOBIN RECREATION CENTER			1	100%	1
Lemont Nursing and Rehab Center			1	100%	1
FAMILY MEDICAL CENTER		1			1
WALGREENS_CHICAGO		1			1
Kroger 347 - The Little Clinic Tates Creek		1			1

# COVID-19: testing by laboratory

Data through May 15, 2021 verified as of May 16, 2021 at 09:25 AM

Data in this report are provisional and subject to change.

The numbers in the table below represent the number of Florida and non-Florida residents for whom test results were received by the Department of Health. A person can be tested by more than one laboratory and can have both positive and negative results. **Therefore, the sum of the numbers in each column will be larger than the total number of people tested.**

Reporting lab	Inconclusive	Negative	Positive	Percent positive	Total
KIDS HEALTH ALLIANCE PA			1	100%	1
DOMINION DIAGNOSTICS			1	100%	1
Lenbrook		1			1
NANCY M WORTHINGTON MD PA			1	100%	1
SPACE COAST COMMUNITY PHARMACY			1	100%	1
THE NEW JEWISH HOME		1			1
NORTH SHORE HEMATOLOGY-ONCOLOGY ASSOCIATES PC		1			1
DILELLA			1	100%	1
JASON RHEE, MD		1			1
Princeton Place			1	100%	1
PRIMEX CLINICAL LABORATORIES INC			1	100%	1
UFHEALTH			1	100%	1
BRUNSWICK HEALTH AND REHABILITATION CE		1			1
VA ST LOUIS HEALTH CARE SYSTEM			1	100%	1
Springdale Village		1			1
MED TECH CLINICAL LABORATORY		1			1
SPEARE MEMORIAL HOSPITAL			1	100%	1
HOMESTEAD MEDICAL CLINIC PA			1	100%	1
SUNCOAST RESEARCH GROUP LLC			1	100%	1
Meadow Lakes		1			1
Garden View Care Center at Dougherty Ferry		1			1
WRIGHT PATTERSON AFB MEDICAL CENTER			1	100%	1
PARK AVENUE MEDICAL PROFESSIONALS PC		1			1
THE HEART HOSPITAL BAYLOR PLANO			1	100%	1
Alaska Domiciliary Care for Homeless Veterans		1			1
VA OPTOMETRY CLINIC			1	100%	1
MEDISURE DBA MY WELLNESS EXPRESS			1	100%	1
Regency Square			1	100%	1
MEDEXPRESS URGENT CARE - CABOT			1	100%	1
NORDX			1	100%	1
WEST FLORIDA HOSPITAL LABORATORY			1	100%	1
BAYSHORE DIALYSIS			1	100%	1
Kroger 444 - The Little Clinic Dent		1			1
Elm Crest Senior Living Community		1			1
WATERS EDGE ELEMENTARY SCHOOL			1	100%	1
NORTH COUNTY MEDICAL LAB			1	100%	1
APS-SUMMIT CARE PHARMACY, LLC DBA OMNICARE		1			1
Sage Bluff Health & Rehabilitation Center		1			1
PEDIATRIC ASSOCIATES - MIAMI LAKES		1			1
CACERES SPECIALIZED GYNECOLOGY		1			1
SAPLING GROVE URGENT CARE		1			1
BROOKS REHAB			1	100%	1
Kroger 929 - The Little Clinic Corryville		1			1
LONG ISLAND MINIMALLY INVASIVE SURGERY		1			1
EUROFINS VIRACOR			1	100%	1
Florence Nursing and Rehabilitation Center		1			1

# COVID-19: testing by laboratory

Data through May 15, 2021 verified as of May 16, 2021 at 09:25 AM

Data in this report are provisional and subject to change.

The numbers in the table below represent the number of Florida and non-Florida residents for whom test results were received by the Department of Health. A person can be tested by more than one laboratory and can have both positive and negative results. **Therefore, the sum of the numbers in each column will be larger than the total number of people tested.**

Reporting lab	Inconclusive	Negative	Positive	Percent positive	Total
Perham Living			1	100%	1
ADVENTHEALTH MEDICAL GROUP OBSTETRICS AND			1	100%	1
EUROFINS CENTRAL LABORATORY, LLC		1			1
FIRST CARE OF GAINESVILLE			1	100%	1
BRADEN CLINIC		1			1
TANNER CLINIC			1	100%	1
BRIGHT HEALTH CLINIC CORP			1	100%	1
PRIME HEALTHCARE SERVICES		1			1
Eger Health Care and Rehabilitation Center		1			1
GARNET HEALTH URGENT CARE		1			1
Triboro Center		1			1
SKIN AND CANCER ASSOCIATES LLP		1			1
APOLLOMDX LLC			1	100%	1
BAM INC		1			1
Iosco County Medical Care Facility		1			1
ASSOCIATESMD			1	100%	1
Kroger 63 - The Little Clinic Glassford Hill Rd		1			1
KENT		1			1
EMORY DECATUR HOSPITAL - EMORY MEDICAL		1			1
TITUSVILLE CENTER FOR SURGICAL EXCELLENCE LLC		1			1
PINEBROOK CARE AND REHABILITATION CENTER			1	100%	1
HAYS CLINICAL LAB			1	100%	1
CENTRAL FLA PEDIATRIC URGENT CARE LLC		1			1
Kroger 683 - The Little Clinic Foothills Plaza		1			1
HEALTHCARE AND REHAB OF SANFORD			1	100%	1
VIRTUA HEALTH AND REHABILITATION		1			1
INDIAN RIDGE		1			1
MEMORIAL HERMANN MEDICAL GROUP-ATASCOCITA PEDS			1	100%	1
ARCADIA OUTREACH LAB			1	100%	1
WINTER GARDEN CHILDREN'S HEALTH CENTERS			1	100%	1
AFC URGENT CARE BEVERLY			1	100%	1
CVS NY2297002CV NEW YORK			1	100%	1
TITUS REGIONAL MEDICAL CENTER			1	100%	1
ATLANTA PLUS URGENT CARE, LLC			1	100%	1
PALMETTO LANDING			1	100%	1
MERRILL GARDENS AT CHAMPIONSGATE			1	100%	1
VA Ann Arbor HCS - Toledo CBOC		1			1
GATEWAY HEALTHCARE, PC			1	100%	1
TEVAPHARM			1	100%	1
ST. ELIZABETH HEALTHCARE - FLORENCE HOSPITAL			1	100%	1
BRITTNEY WHELIHAN IRWIN ARNP LLC			1	100%	1
JUP Serology SubSection			1	100%	1
NORTH BROWARD MEDICAL CENTER			1	100%	1
Long Beach Care Center			1	100%	1
OXY-GENLAB			1	100%	1
STEPHEN G NELSON MD PA			1	100%	1

# COVID-19: testing by laboratory

Data through May 15, 2021 verified as of May 16, 2021 at 09:25 AM

Data in this report are provisional and subject to change.

The numbers in the table below represent the number of Florida and non-Florida residents for whom test results were received by the Department of Health. A person can be tested by more than one laboratory and can have both positive and negative results. **Therefore, the sum of the numbers in each column will be larger than the total number of people tested.**

Reporting lab	Inconclusive	Negative	Positive	Percent positive	Total
GINKGO BIOWORKS INC (CONCENTRIC)		1			1
HOSPITAL METROPOLITANO SAN GERMAN			1	100%	1
CARROLL UNIVERSITY STUDENT HEALTH CENTER		1			1
MED BAR LLC		1			1
AURORA MEDICAL CENTER-KENOSHA			1	100%	1
AVERA ST. MARY'S HOSPITAL			1	100%	1
KROGER 915 - THE LITTLE CLINIC ANDERSON			1	100%	1
NORTHEAST REGIONAL MEDICAL CENTER			1	100%	1
CLINICAL RESEARCH OF WEST FLORIDA		1			1
SUNCOAST PRIMARY CARE LLC			1	100%	1
ATHENS LIMESTONE HOSPITAL		1			1
PERFECT HEALTH URGENT CARE AND MEDICAL		1			1
PALMS WEST SURGICENTER		1			1
CVS AZ3264POCT PHOENIX			1	100%	1
MISSION HOSPITAL - MEMORIAL CAMPUS			1	100%	1
Whispering Pines Nursing & Rehabilitation Center		1			1
CONCORDIA MANOR			1	100%	1
FOUNDATION LABORATORY			1	100%	1
PHYSICIANS PRIMARY CARE LEHIGH PEDS			1	100%	1
PHYSICIANS PREMIER ER- BASTROP			1	100%	1
SIGNATURE CARE MEMORIAL CITY			1	100%	1
EXCEPTIONAL EMERGENCY CENTER			1	100%	1
SHP WESTCHESTER LLC		1			1
CAROLINAS PHYSICIAN NETWORK			1	100%	1
ST. JOHN HOSPITAL & MEDICAL CENTER			1	100%	1
DIGNITY HEALTH GOHEALTH		1			1
VIRGINIA UROLOGY		1			1
ST JOHN HOSPITAL & MEDICAL CENTER MICRO			1	100%	1
White Oak Manor - Rock Hill		1			1
HILTON HEAD HOSPITAL/INPATIENT			1	100%	1
KIOSK MEDICINE OF KENTUCKY LLC		1			1
MANOR CARE OF DELRAY BEACH FL LLC		1			1
WELLOW URGENT CARE-OSWEGO			1	100%	1
VISTA DEL SOL MED ASSOC		1			1
Bivins Pointe			1	100%	1
OPTIMAL MEDICINE INC		1			1
RESTORE MEDICAL PARTNERS PLLC			1	100%	1
FAWCETT MEMORIAL HOSPITAL NURSING			1	100%	1
TRITENN LLC		1			1
El Paso Health Care Center			1	100%	1
CROSS CREEK HEALTH CARE		1			1
CARESPOT - MIAMI GARDENS			1	100%	1
MEDEXPRESS URGENT CARE - PATRICK STREE			1	100%	1
GEAUGA REGIONAL HOSPITAL		1			1
FAIRHAVEN		1			1
FAMILY MEDICAL CARE OF MOUNT DORA INC			1	100%	1

# COVID-19: testing by laboratory

Data through May 15, 2021 verified as of May 16, 2021 at 09:25 AM

Data in this report are provisional and subject to change.

The numbers in the table below represent the number of Florida and non-Florida residents for whom test results were received by the Department of Health. A person can be tested by more than one laboratory and can have both positive and negative results. **Therefore, the sum of the numbers in each column will be larger than the total number of people tested.**

Reporting lab	Inconclusive	Negative	Positive	Percent positive	Total
MARTIN MEM FAMILY CARE AT ST LUCIE W			1	100%	1
UNIVERSITY OF FLORIDA			1	100%	1
CARRINGTON, LLC D/B/A THE CARRINGTON		1			1
HAVASU REGIONAL MEDICAL CENTER			1	100%	1
ALPHA CLINICAL LABORATORY CORP.			1	100%	1
ULTIMATE ANALYSIS LABORATORY			1	100%	1
TRUMAN MEDICAL CENTER - HOSPITAL HILL			1	100%	1
Avon Health Center		1			1
PROGENESIS INC			1	100%	1
Hempfield Manor		1			1
BIOMERIEUX			1	100%	1
JACK M MATHENY II MD			1	100%	1
Community Compassion Center of Batesville			1	100%	1
AMERICAN FAMILY CARE - SMYRNA			1	100%	1
HALIFAX HEALTH PRIMARY CARE ORMOND			1	100%	1
Ravenwood Speciality Care		1			1
SUPREME MEDICAL GROUP PLLC			1	100%	1
UNITED HEALTHCARE			1	100%	1
Alden North Shore			1	100%	1
HARDIN HEALTH INC		1			1
Redstone Highlands			1	100%	1
BEAUMONT REFERENCE LABORATORY			1	100%	1
Manassas Health & Rehab			1	100%	1
MID FLORIDA BIOLOGICALS			1	100%	1
BRUSHY CREEK FAMILY HOSPITAL			1	100%	1
CANDLER HOSPITAL			1	100%	1
BRETON REHABILITATION & LIVING CENTRE		1			1
SUMMERFIELD PAIN MANAGEMENT			1	100%	1
BEST CARE COMMUNITY AND FAMILY HEALTH CENTER INC			1	100%	1
UNIVERSITY OF TOLEDO MEDICAL CENTER			1	100%	1
QLABS			1	100%	1
Heartland of Perrysburg		1			1
RIVERSIDE MEDICAL CENTER		1			1
SPHERE DX			1	100%	1
CUSTOM SCRIPTS PHARMACY		1			1
STEWART FLORIDA ALF, INC			1	100%	1
FLAGLER PROFESSIONAL HEALTH CARE SERVICES INC		1			1
SACRED HEART HOSPITAL NURSING			1	100%	1
BROOKSHIRE, THE			1	100%	1
441 URGENT CARE CENTER - BROWNWOOD			1	100%	1
MID-FLORIDA CANCER CENTERS		1			1
Falmouth By The Sea			1	100%	1
MEDEXPRESS URGENT CARE-MEADVILLE			1	100%	1
Indianspring of Oakley		1			1
ALTAMONTE MEDICAL ASSOCIATES PA			1	100%	1
SANFORD LABORATORIES WATERTOWN			1	100%	1

# COVID-19: testing by laboratory

Data through May 15, 2021 verified as of May 16, 2021 at 09:25 AM

Data in this report are provisional and subject to change.

The numbers in the table below represent the number of Florida and non-Florida residents for whom test results were received by the Department of Health. A person can be tested by more than one laboratory and can have both positive and negative results. **Therefore, the sum of the numbers in each column will be larger than the total number of people tested.**

Reporting lab	Inconclusive	Negative	Positive	Percent positive	Total
ST MICHAEL'S ELITE MEDICAL HOSPITAL			1	100%	1
Advanced Rehabilitation of Vernon		1			1
SYNERGENE LABORATORY			1	100%	1
TERRELL URGENT CARE			1	100%	1
NEW ERA COMMUNITY HEALTH CENTER LLC		1			1
YOUR HEALTH PEDIATRICS			1	100%	1
Wrightsville Manor Health and Rehab		1			1
Indian Oaks Living Center		1			1
INTEGRITY SPINE AND ORTHOPEDICS LLC			1	100%	1
UW MEDICINE CHU LAB			1	100%	1
ODESSA MEMORIAL HOSPITAL			1	100%	1
HARDEE COUNTY FIRE RESCUE		1			1
APEX HOME HEALTHCARE			1	100%	1
BHS PHYSICIAN NETWORK			1	100%	1
SGMC- SMITH NORTHVIEW CAMPUS			1	100%	1
KID CARE PEDIATRICS PA			1	100%	1
UNIVERSITY OF WASHINGTON DEPT OF LAB MEDICINE			1	100%	1
GRAND LIVING			1	100%	1
LRHS Pablo Urgent Care		1			1
CDR MAGUIRE – STUART MISSION			1	100%	1
SCRIPPS MERCY HOSPITAL			1	100%	1
ANDREWS INSTITUTE AMBULATORY SURGERY CENTER		1			1
Kroger 838 - The Little Clinic Fairborn		1			1
FAIRFAX COUNTY HEALTH DEPT LABORATORY			1	100%	1
SANTA ROSA PEDIATRICS			1	100%	1
DSI LABORATORIES-NAPLES-7TH			1	100%	1
UT HEALTH RIO GRANDE VALLEY SPECIALTY PEDIATRICS			1	100%	1
WEST PENSACOLA DIALYSIS CENTER			1	100%	1
INTERNAL MEDICINE GROUP OF CENTRAL FLORIDA			1	100%	1
UABC			1	100%	1
BLAKE AT PENSACOLA OPERATION CO, LLC, THE			1	100%	1
NEPHRON PHARMACEUTICALS CORPORATION			1	100%	1
bishop rehabilitation and nursing center		1			1
DIVERSICARE OF BIG SPRINGS		1			1
WALGREENS PHOENIX		1			1
ASSISTED LIVING AT TREZEVANT		1			1
Walgreens #5914		1			1
CareATC - Columbia College #58		1			1
MID FLORIDA COMMUNITY SERVICES			1	100%	1
CVS AZ69POCT PEORIA		1			1
TITAN GENOMICS, LLC			1	100%	1
Aristacare at Cedar Oaks		1			1
SUNRISE CLINIC SANTA ROSA		1			1
Parkwood Healthcare Facility		1			1
THE LITTLE CLINIC LLC			1	100%	1
GREATER TAMPA AT HOME			1	100%	1

# COVID-19: testing by laboratory

Data through May 15, 2021 verified as of May 16, 2021 at 09:25 AM

Data in this report are provisional and subject to change.

The numbers in the table below represent the number of Florida and non-Florida residents for whom test results were received by the Department of Health. A person can be tested by more than one laboratory and can have both positive and negative results. **Therefore, the sum of the numbers in each column will be larger than the total number of people tested.**

Reporting lab	Inconclusive	Negative	Positive	Percent positive	Total
UW MEDICINE MS CENTER			1	100%	1
CALIFORNIA PUBLIC HEALTH LABORATORY			1	100%	1
WELL KEY URGENT CARE MARYVILLE		1			1
Sharon Care Center			1	100%	1
PEDRO L ORTEGA MD PA			1	100%	1
BREVARD HEALTH ALLIANCE - SARNO/MELBOURNE		1			1
MEDEX CLINIC LLC			1	100%	1
Gulf Coast health and Rehabilitation, LLC		1			1
Westminster Canterbury Richmond		1			1
PALM BEACH DIABETES AND ENDOCRINE SPECIALISTS, PA			1	100%	1
ST. LUKES HOSPITAL			1	100%	1
WALGREENS CP		1			1
SV MOBILE HEALTH			1	100%	1
URGENT CARE OF KANSAS CITY			1	100%	1
LP ELIZABETHTON		1			1
EPIC CARE PHARMACY		1			1
MIDWEST COVENANT HOME, INC		1			1
SENTARA AMBULATORY CARE CLINIC			1	100%	1
DYNACARE NORTHWEST INC			1	100%	1
FLORIDA ORTHOPAEDIC INSTITUTE SURGERY		1			1
NFRC CLINICAL LAB			1	100%	1
ADVENTHEALTH DURAND			1	100%	1
LEGACY AT HIGHWOODS PRESERVE		1			1
ANDERSON REGIONAL MEDICAL CENTER			1	100%	1
MERCYONE DES MOINES MEDICAL CENTER			1	100%	1
UC SAN DIEGO CENTER FOR ADVANCED LABORATORY MEDICINE			1	100%	1
CRUSADER COMMUNITY HEALTH			1	100%	1
Advanced Health Care of St. George		1			1
PREMIER FAMILY AND SPORTS MEDICINE LLC			1	100%	1
JACKSBORO URGENT CARE			1	100%	1
QUALITY CLINICAL LAB LLC			1	100%	1
Ladera Center		1			1
OCALA REGIONAL DIALYSIS- NORTH			1	100%	1
WELLSTAR STUDENT SERVICES-MARIETTA CLI		1			1
WALGREENS #12624		1			1
WYOMING OPCO, LLC DBA MEDILODGE OF WYO		1			1
Medilodge of Mt. Pleasant		1			1
Kingston of Ashland		1			1
Acts Manor House		1			1
CARENOW LAKE WORTH			1	100%	1
NORTHWEST FLORIDA SPECIALTY PHYSICIANS LLC		1			1
UUHC - REDSTONE HEALTH CENTER LABORATORY			1	100%	1
BAYLOR SCOTT & WHITE MEDICAL SURGICAL CLINIC			1	100%	1
HAMILTON CI MAIN UNIT ANNEX/ WORK CAMP			1	100%	1
STATE OF CALIFORNIA DOH SERVICES			1	100%	1
AUBURNDAL DOCTOR TODAY			1	100%	1

# COVID-19: testing by laboratory

Data through May 15, 2021 verified as of May 16, 2021 at 09:25 AM

Data in this report are provisional and subject to change.

The numbers in the table below represent the number of Florida and non-Florida residents for whom test results were received by the Department of Health. A person can be tested by more than one laboratory and can have both positive and negative results. **Therefore, the sum of the numbers in each column will be larger than the total number of people tested.**

Reporting lab	Inconclusive	Negative	Positive	Percent positive	Total
LOUIS STOKES CLEVELAND VA MEDICAL CENTER			1	100%	1
VillageCare Rehabilitation and Nursing Center		1			1
Kittanning Care Center		1			1
LAKELAND REGIONAL HEALTH AUBURNDALE		1			1
MEADOWS PARK HEALTH AND REHABILITATION		1			1
UT MD ANDERSON CANCER CENTER-TUMOR MARKER LAB			1	100%	1
FRESENIUS KIDNEY CARE HILLSBOROUGH			1	100%	1
CENTRAL FLORIDA HOSPITALIST			1	100%	1
MEMORIAL HOSPITAL MIRAMAR WAIVED TESTING			1	100%	1
FAIRVIEW SOUTHDALE			1	100%	1
UNITED HOSPITAL CENTER LABORATORY			1	100%	1
AFC URGENT CARE SWAMPSCOTT			1	100%	1
WMC HEALTH GROUP OF KISSIMMEE LLC			1	100%	1
RANDOLPH-MACON COLLEGE			1	100%	1
FIRST MEDICAL RESPONSE OF TEXAS, INC			1	100%	1
Strasburg Care Center		1			1
Peninsula Nursing and Rehabilitation Center		1			1
Hillside Rehab and Care Center			1	100%	1
TAMPA HEALTH CARE PROVIDERS PA		1			1
CTMD MEDICAL CENTER, PA			1	100%	1
Mason Health and Rehab		1			1
SOUTHWESTERN STATE HOSPITAL LABORATORY			1	100%	1
CARESPOT EXPRESS HEALTHCARE BOYNTON BEACH			1	100%	1
NORTHERN KENTUCKY HEALTH DEPARTMENT			1	100%	1
WALGREENS #4086		1			1
SOUTHERN HILLS MEDICAL CENTER			1	100%	1
COLOMBO'S PHARMACY		1			1
CLERMONT PEDIATRICS, PA			1	100%	1
SAMSON MEDICAL CLINIC			1	100%	1
WOODSTOCK HEALTH DEPARTMENT			1	100%	1
FLORIDA KEYS PED AND ADOLES CTR			1	100%	1
ADVANCED INDIVIDUALIZED MEDICINE OF NAPLES			1	100%	1
Seacrest Village		1			1
SJMC PHYSICIAN SERVICES			1	100%	1
RIVERVIEW HOSPITAL D/B/A UNIVERSITY		1			1
Kroger 519 - The Little Clinic Staples Mill Road		1			1
EDGAR PRICE FAMILY & CHILDREN HEALTHCARE CENTER			1	100%	1
ISLANDS ASSISTED LIVING FACILITY,THE			1	100%	1
SS VASCULAR			1	100%	1
CORDOVA FAMILY PRACTICE			1	100%	1
Kroger 350 - The Little Clinic New Cut Road		1			1
Walgreens #11854			1	100%	1
LABORATORY SERVICES SGHS - CAMDEN		1			1
Portsmouth Health and Rehab			1	100%	1
Dugan Memorial Home		1			1
BAPTIST MEDICAL PLAZA AT MIAMI LAKES DIAGNOSTICS			1	100%	1



# COVID-19: testing by laboratory

Data through May 15, 2021 verified as of May 16, 2021 at 09:25 AM

Data in this report are provisional and subject to change.

The numbers in the table below represent the number of Florida and non-Florida residents for whom test results were received by the Department of Health. A person can be tested by more than one laboratory and can have both positive and negative results. **Therefore, the sum of the numbers in each column will be larger than the total number of people tested.**

Reporting lab	Inconclusive	Negative	Positive	Percent positive	Total
REGIONAL MEDICAL LABORATORY			1	100%	1
STONECREST MEDICAL CENTER		1			1
HEALTHPARTNERS HUDSON CLINIC			1	100%	1
PATIENT FIRST-GENERAL BOOTH			1	100%	1
MEDHELP			1	100%	1
EASTSIDE MEDICAL CLINIC		1			1
ARKANSAS PUBLIC HEALTH LABORATORY		1			1
Carington Park			1	100%	1
MEDEXPRESS URGENT CARE - HAMILTON SQUA		1			1
CVS AZ3749POCT GOODYEAR		1			1
MIAMI VASCULAR SURGERY			1	100%	1
HEART HOSPITAL OF LAFAYETTE: EMERGENCY ROOM			1	100%	1
INTERNAL MEDICINE OF SOUTHWEST FLORIDA			1	100%	1
KEYS PEDIATRICS PLLC			1	100%	1
ManorCare Health Services-Monroeville		1			1
PINNACLE DIALYSIS		1			1
Kroger 126 - The Little Clinic Cottonwood		1			1
Ernest Childers Outpatient Clinic		1			1
MARQUETTE GENERAL HOSPITAL			1	100%	1
STAYING HEALTHY MEDICAL SERVICES			1	100%	1
MEDEXPRESS URGENT CARE - LINDEN		1			1
FOUNDCARE HEALTH			1	100%	1
CARESPOT - LEE VISTA			1	100%	1
TAMPA GENERAL MEDICAL GROUP LABORATORY HEALTHPARK			1	100%	1
JOSEPH REINA PHARMACY INC DBA JRX PHAR		1			1
ADVENTHEALTH IMAGING WINTERGARDEN		1			1
GENERATIONS CENTER OF SPENCER		1			1
NEMOURS CHILDREN'S PRIMARY CARE, ST CLOUD			1	100%	1
CHILDREN'S AT SATELLITE BOULEVARD URGE		1			1
BMC MAYPORT			1	100%	1
KNAPP MEDICAL GROUP			1	100%	1
BRONSON METHODIST HOSPITAL			1	100%	1
ORMC-ARDEN/EOI			1	100%	1
Belvoir Woods Health Care Center at The Fairfax		1			1
ST JOHN'S MEDICAL CENTER, TETON VILLAGE			1	100%	1
NORTHEAST BAPTIST HOSPITAL			1	100%	1
EAST TENNESSEE STATE UNIVERSITY		1			1
UNIVERSAL DIAGNOSTICS LABORATORIES			1	100%	1
VCU HEALTH SYSTEM AUTHORITY - MCV HOSPITALS			1	100%	1
BLUFFTON HEALTH CENTER			1	100%	1
ALL PEDIATRIC CARE PA			1	100%	1
RUBY MEMORIAL HOSP. LAB			1	100%	1
St Mary's d'Youville Pavilion		1			1
Montgomery Place		1			1
LAKE URGENT CARE			1	100%	1
Brakeley Park Center		1			1

# COVID-19: testing by laboratory

Data through May 15, 2021 verified as of May 16, 2021 at 09:25 AM

Data in this report are provisional and subject to change.

The numbers in the table below represent the number of Florida and non-Florida residents for whom test results were received by the Department of Health. A person can be tested by more than one laboratory and can have both positive and negative results. **Therefore, the sum of the numbers in each column will be larger than the total number of people tested.**

Reporting lab	Inconclusive	Negative	Positive	Percent positive	Total
NHC PLACE AT COOL SPRINGS		1			1
CARDIOLOGY AND FITNESS MEDICINE		1			1
AMERICAN DRUG TESTING LAB LLC			1	100%	1
Oakland Nursing and Rehabilitation Center		1			1
PRIMARY AND URGENT CARE			1	100%	1
THE MEDICAL CENTER AT SCOTTSVILLE			1	100%	1
CSL PLASMA LAB			1	100%	1
CORNERSTONE OF RECOVERY INC		1			1
CLEMENT MANOR HEALTH CENTER		1			1
VA Tennessee Valley HCS-Nashville Campus			1	100%	1
FRANKLIN CBOC			1	100%	1
ACCESS TOTAL CARE - PORTLAND			1	100%	1
COMMUNITY HOSPITALS INDIANAPOLIS			1	100%	1
Mercy Manor Transition Center			1	100%	1
HEALTHCARE FOR THE HOMELESS			1	100%	1
Schenectady Center for Rehabilitation & Nursing		1			1
HEALTHCARECLINICS			1	100%	1
TRUCARE LIVING CENTERS - SELMA			1	100%	1
Walgreens #10851		1			1
REGENTS PARK OF JACKSONVILLE			1	100%	1
WAYNE COUNTY PUBLIC HEALTH		1			1
RELIANCE HOME HEALTH CARE INC		1			1
INFECTION CONTROL DEPT			1	100%	1
MEDEXPRESS URGENT CARE - WAYNESBURG		1			1
MEDTOWN PHARMACY			1	100%	1
HERITAGE HEALTHCARE CENTER AT TALLAHASSEE			1	100%	1
Ideal Senior Living Center		1			1
CRYSTAL RIVER FIRE DEPARTMENT			1	100%	1
FAMILY & INTERNAL MEDICINE CENTER		1			1
SAINT JOSEPH'S HOSPITAL AND MEDICAL CENTER		1			1
OHIO CVS STORES, LLC DBA CVS/PHARMACY		1			1
CVS TN6394POCT BRENTWOOD		1			1
Kroger 57 - The Little Clinic Jay C Charlestown		1			1
BROCK HUGHES MEDICAL CENTER			1	100%	1
PATEL MINESH		1			1
FHPG INTERNAL MEDICINE OF BRANDON			1	100%	1
Kroger 447 - The Little Clinic Lebanon		1			1
BATESVILLE - SHERWOOD URGENT CARE			1	100%	1
Vi at Aventura		1			1
SONORAN DESERT PATHOLOGY			1	100%	1
Seal Rock Healthcare		1			1
YOUR GOOD HEALTH MEDICAL GROUP PA			1	100%	1
WEST FLORIDA MEDICAL ASSOCIATES PA			1	100%	1
Life Care Center of Auburn		1			1
CONCIERGE IV NUTRITION			1	100%	1
HEALTHALLIANCE HOSPITAL LABORATORY		1			1

# COVID-19: testing by laboratory

Data through May 15, 2021 verified as of May 16, 2021 at 09:25 AM

Data in this report are provisional and subject to change.

The numbers in the table below represent the number of Florida and non-Florida residents for whom test results were received by the Department of Health. A person can be tested by more than one laboratory and can have both positive and negative results. **Therefore, the sum of the numbers in each column will be larger than the total number of people tested.**

Reporting lab	Inconclusive	Negative	Positive	Percent positive	Total
Katherine Luther Residential Healthcare		1			1
AMD			1	100%	1
COVENANT HEALTH		1			1
SOUTHWEST VIRGINIA COMMUNITY HEALTH SYSTEMS			1	100%	1
GOOD SAMARITAN SOCIETY - DE SMET		1			1
BUENA VENTURA LAKES DIALYSIS			1	100%	1
PORTSMOUTH REG. HOSPITAL			1	100%	1
NLAC SUMMERBIO			1	100%	1
Chicago Heights CBOC		1			1
BAPTIST HOSPITAL FAMILY MEDICINE &			1	100%	1
ST FRANCIS COLLEGE WELLNESS CENTER		1			1
FINLAY MEDICAL RESEARCH CORP			1	100%	1
BROOKDALE FORT WALTON BEACH			1	100%	1
INLET CONCIERGE MEDICINE			1	100%	1
OPTUM OF HIALEAH		1			1
DAVENPORT DIALYSIS CENTER		1			1
ACCESS MEDICAL GROUP OF TAMPA INC			1	100%	1
NEW VISION MEDICAL LABORATORIES			1	100%	1
DISCOVERY GENOMICS		1			1
Florence Home		1			1
STATE OF ALASKA			1	100%	1
MEDCARE-GARNERS FERRY			1	100%	1
PUBLIX PHARMACY #1122		1			1
CLINICAL TRIALS OF TAMPA LLC		1			1
ENCOMPASS HEALTH REHAB HOSP NEW ENGLAND		1			1
NAVAL BRANCH HEALTH CLINIC			1	100%	1
BOCA MEDICAL CARE			1	100%	1
SPECIALTY MOLECULAR - DENVER			1	100%	1
ACCESS TOTAL CARE			1	100%	1
LAKE REGIONAL HEALTH			1	100%	1
Waters of Covington		1			1
Creekside Center for Rehabilitation and Healing		1			1
BRAZORIA COUNTY EMERGENCY SERVICES DISTRICT #3			1	100%	1
ADVANCED DIALYSIS CENTER OF FORT LAUDERDALE			1	100%	1
Towne Manor West		1			1
WORKCARE, INC GLOBALFOUNDRIES			1	100%	1
KROGER 785 - THE LITTLE CLINIC DIXIE HWY		1			1
ST GERARD'S COMMUNITY OF CARE		1			1
MARTIN MEMORIAL MEDICENTER			1	100%	1
St. Ann Rehabilitation and Nursing Center		1			1
CLINICAL PATHOLOGY LABORATORIES SOUTHEAST INC			1	100%	1
Willow Ridge Center		1			1
BAPTIST HEALTH ASI			1	100%	1
The Carrington		1			1
Manorcare Health Services-Oxford Valley		1			1
MOSOLF PEDIATRICS PA			1	100%	1

# COVID-19: testing by laboratory

Data through May 15, 2021 verified as of May 16, 2021 at 09:25 AM

Data in this report are provisional and subject to change.

The numbers in the table below represent the number of Florida and non-Florida residents for whom test results were received by the Department of Health. A person can be tested by more than one laboratory and can have both positive and negative results. **Therefore, the sum of the numbers in each column will be larger than the total number of people tested.**

Reporting lab	Inconclusive	Negative	Positive	Percent positive	Total
CVS MO4088POCT LEES SUMMIT		1			1
Kroger 83 - The Little Clinic Rock Road		1			1
CAREFIRST URGENT CARE - BEECHMONT			1	100%	1
Lakeland Nursing and Rehabilitation Center LLC		1			1
KODIAK AREA NATIVE ASSOCIATION-KANA			1	100%	1
IMMY LABS			1	100%	1
Kroger 086 - The Little Clinic Broomfield-Sheridan		1			1
MAYO MEDICAL LABORATORIES			1	100%	1
WESTCHESTER MEDICAL CENTER ADVANCED		1			1
Grangeville Health and Rehab		1			1
NEW YORK PRESBYTERIAN HOSPITAL			1	100%	1
ARISTACARE AT MANCHESTER		1			1
UT HEALTH RGV CLINICAL LABORATORY			1	100%	1
UNIVERSITY OF IOWA HOSPITALS & CLINICS			1	100%	1
PATHOLOGY ASSOCIATES			1	100%	1
MCH PHYSICIANS GROUP			1	100%	1
Valley Center (WV)			1	100%	1
HEALTHPLUS			1	100%	1
MARINA DEL REY HOSPITAL LAB			1	100%	1
KNOX COMMUNITY HOSPITAL			1	100%	1
FLORIDA DIGESTIVE AND LIVER SPECIALISTS			1	100%	1
SARASOTA MEMORIAL HEALTHCARE			1	100%	1
ALLIED PEDIATRICS & FAMILY MEDICINE			1	100%	1
SOUTH FLORIDA EVALUATION AND TREATMENT		1			1
ATMORE COMMUNITY HOSPITAL			1	100%	1
ABBOTT VASCULAR OCCUPATIONAL HEALTH SE		1			1
REGIONAL MED CTR BAYONET POINT			1	100%	1
VERITAS GENETICS, INC.			1	100%	1
EVERGREEN NURSING HOME		1			1
MEDOR/ACC SYNCHRONY			1	100%	1
VA COMMUNITY BASED CLINIC - LAKE CITY			1	100%	1
SOUTHERN FAMILY HEALTH			1	100%	1
SUSAN F WILLIAMS MD PA			1	100%	1
Troy Center for Rehabilitation & Nursing		1			1
Trenton Health and Rehabilitation		1			1
Plaza Healthcare			1	100%	1
WALGREENS #01398			1	100%	1
MCKENZIE COUNTY HEALTHCARE SYSTEMS LABORATORY			1	100%	1
DIXIE REGIONAL MEDICAL CENTER			1	100%	1
AFTER HOURS CLINIC			1	100%	1
AdventHealth Care Center Zephyrhills North			1	100%	1
BRIGHAM YOUNG UNIV STUDENT HEALTH CTR			1	100%	1
HONEY BROOK MED INVESTORS LTD/DBA		1			1
PM PEDIATRICS OF BAYSIDE, PLLC		1			1
BARRINGTON TERRACE NAPLES			1	100%	1
DAUGHTERS OF SARAH NURSING CENTER		1			1

# COVID-19: testing by laboratory

Data through May 15, 2021 verified as of May 16, 2021 at 09:25 AM

Data in this report are provisional and subject to change.

The numbers in the table below represent the number of Florida and non-Florida residents for whom test results were received by the Department of Health. A person can be tested by more than one laboratory and can have both positive and negative results. **Therefore, the sum of the numbers in each column will be larger than the total number of people tested.**

Reporting lab	Inconclusive	Negative	Positive	Percent positive	Total
GARDENS PEDIATRICS LAB			1	100%	1
PRIMARY CARE & PEDIATRICS - SHEPHERSTOWN		1			1
PAUL C SCHWARTZ & MELVIN L WEIDMAN		1			1
MEDIPLUS CLINIC, INC			1	100%	1
VELOCITY URGENT CARE - LITTLE CREEK			1	100%	1
HABANA HEALTH CARE CENTER			1	100%	1
FRITZINGERTOWN SENIOR LIVING		1			1
BRIDGEWATER AT WATERMAN VILLAGE			1	100%	1
GRAND VIEW HOSPITAL			1	100%	1
CONSULATE HEALTH CARE OF VERO BEACH			1	100%	1
CAREMOUNT MEDICAL PC-CARMEL		1			1
FOCUSED CARE AT ALLENBROOK		1			1
WALGREENS # 11165		1			1
COMMUNITY MEDICAL CENTER-ORANGE CITY		1			1
LOPEZ		1			1
GENESIS CARE USA OF FLORIDA, LLC			1	100%	1
UF HEALTH - WILDLIGHT			1	100%	1
NATIONAL INSTITUTES OF HEALTH CLINICAL CENTER			1	100%	1
Birmingham Nursing & Rehab Center		1			1
Samaritan Keep Home		1			1
WATERVIEW HILLS REHABILITATION AND NUR		1			1
SUSAN F. WILLIAMS M.D., P.A.			1	100%	1
BIOMAT ORLANDO		1			1
ARTIS SENIOR LIVING OF DAVIE, LLC		1			1
THE CLINIC ON SIXTH			1	100%	1
ACUPATH LABORATORIES INC			1	100%	1
HALEYVILLE HEALTH CARE CENTER		1			1
LAREDO CARE CLINIC NORTH		1			1
LOURDES URGENT CARE			1	100%	1
Kroger - KR070600172		1			1
QUICK FAMILY URGENT CARE LLC			1	100%	1
Crestview Rehabilitation & Skilled Nursing Services		1			1
HEARTLAND OF MARIETTA OH LLC DBA		1			1
PATHOLOGY		1			1
CAREWELL 203			1	100%	1
URGENT CARE 24/7 TAMPA			1	100%	1
UCH LAB			1	100%	1
MEDICAL CENTER AFFILIATES PALM SPRINGS			1	100%	1
ALLIANCE MD DIRECT PRIMARY CARE			1	100%	1
Oregon Veterans Home The Dalles		1			1
LAKEVIEW REGIONAL HOSPITAL			1	100%	1
FAMILY AND INTERNAL MEDICINE ASSOCIATES		1			1
CORONA CONCIERGE, LLC		1			1
NORTON HOSPITAL			1	100%	1
INDIAN RIVER CLINICAL LABORATORY, INC.		1			1
Kingsway Arms Nursing Center		1			1

# COVID-19: testing by laboratory

Data through May 15, 2021 verified as of May 16, 2021 at 09:25 AM

Data in this report are provisional and subject to change.

The numbers in the table below represent the number of Florida and non-Florida residents for whom test results were received by the Department of Health. A person can be tested by more than one laboratory and can have both positive and negative results. **Therefore, the sum of the numbers in each column will be larger than the total number of people tested.**

Reporting lab	Inconclusive	Negative	Positive	Percent positive	Total
PHYSICIANS PREMIER ER- CENTRAL AUSTIN			1	100%	1
WASHINGTON CENTER FOR REHABILITATION A		1			1
EASTSIDE URGENT CARE			1	100%	1
MEDICAL SPECIALISTS OF THE PALM BEACHES INC			1	100%	1
ODESSA CLINIC			1	100%	1
OAKWOOD HOSPITAL - DEARBORN LAB			1	100%	1
DIMMIT REGIONAL HOSPITAL			1	100%	1
PM PEDIATRICS OF VIRGINIA			1	100%	1
FREEPORT ER DOX URGENT CARE		1			1
FRESENIUS KIDNEY CARE OCALA			1	100%	1
BRANKO D PEJIC MD FAMILY PRACTICE			1	100%	1
Shoreline Care Center			1	100%	1
SUN DISCOUNT PHARMACY			1	100%	1
Crowne Health Care of Thomasville		1			1
BOND COUNTY HEALTH DEPARTMENT			1	100%	1
PALM SPRINGS GENERAL HOSPITAL			1	100%	1
OPTI MED PHARMACY		1			1
PIONEER CLINICAL RESEARCH LLC			1	100%	1
EDWARD HOSPITAL			1	100%	1
PUTNAM CO HOSPITAL-D/B/A ASBURY TOWERS		1			1
SHANNON CLARK OD, PA			1	100%	1
POETS WALK SARASOTA			1	100%	1
Baypoint Healthcare Center			1	100%	1
ST LUKES HOSPITAL LAB			1	100%	1
LIFE CARE CENTER OF GWINNETT		1			1
SACRED HEART HEALTH SYSTEM- MIDWIFE PROGRAM			1	100%	1
MOBILE INFIRMARY MEDICAL CENTER			1	100%	1
CHI ST VINCENT LITTLE ROCK DIAGNOSTIC CLINIC			1	100%	1
VALLEY VISTA CARE CENTER		1			1
AFFILIATED LABORATORIES INC			1	100%	1
PM PEDIATRICS PC			1	100%	1
PINNACLE PAIN CENTER PS DBA LYNX HEALTHCARE		1			1
CAPSTONE REHABILITATION AND HEALTHCARE		1			1
LEGACY SPECIALTY PHARMACY CORP			1	100%	1
HEALTH PARTNERS LLC		1			1
WESTMORELAND REGIONAL HOSPITAL			1	100%	1
NSPIRE HEALTHCARE PLANTATION			1	100%	1
Wildwood Healthcare		1			1
CERMAK HEALTH SERVICES			1	100%	1
ADVANCED RESEARCH AND DIAGNOSTIC LABORATORY UNIVERSITY OF MINNESOTA			1	100%	1
Maplewood of Cheshire County		1			1
INTEGRATED GENETICS SEQUENOM		1			1
VA Central Western Massachusetts HCS		1			1
NEXTCARE NIFONG			1	100%	1
SOUTHWEST FLORIDA DIVISION LAB			1	100%	1
MEMORIAL URGENT CARE CENTER -			1	100%	1

# COVID-19: testing by laboratory

Data through May 15, 2021 verified as of May 16, 2021 at 09:25 AM

Data in this report are provisional and subject to change.

The numbers in the table below represent the number of Florida and non-Florida residents for whom test results were received by the Department of Health. A person can be tested by more than one laboratory and can have both positive and negative results. **Therefore, the sum of the numbers in each column will be larger than the total number of people tested.**

Reporting lab	Inconclusive	Negative	Positive	Percent positive	Total
BALLAD HEALTH MEDICAL ASSOCIATES URGENT CARE			1	100%	1
COLUMBIA CREST CARE & RAHAB		1			1
BELMONT VILLAGE AT JOHNS CREEK		1			1
WELLMED AT BAY AREA		1			1
HOUSTON MEDICAL CENTER LABORATORY			1	100%	1
WESLEY LONG HOSPITAL			1	100%	1
Kroger 368 - The Little Clinic Frankfort West		1			1
Senior Rehab & Recovery Center at Limestone Health Facility		1			1
Victory Health and Rehabilitation			1	100%	1
SUMMIT URGENT CARE EAST POINT		1			1
LAKE VISTA DIALYSIS			1	100%	1
XPRESHECK IAD (DULLES)			1	100%	1
LOVELACE WOMEN'S HOSPITAL		1			1
NORTHSIDE FAMILY MEDICINE		1			1
CLEVELAND CLINIC AKRON GENERAL			1	100%	1
SANTA CLARA VALLEY MEDICAL CENTER			1	100%	1
ALLIED PHYSICIANS GROUP		1			1
Linley Park Rehabilitation & Healthcare Center		1			1
USC VERDUGO HILLS HOSPITAL			1	100%	1
MDS PHARMA SERVICES		1			1
INNOVATIVE CARE PARTNERS PLLC			1	100%	1
Elderwood at Lockport		1			1
CVS IL2297652CV CHICAGO		1			1
Eagle Point Health Care Center		1			1
INTERNAL MEDICINE ASSOCIATES		1			1
ANMED HEALTH MEDICAL CENTER			1	100%	1
APPLECARE URGENT CARE JESUP			1	100%	1
RIVERSIDE PEDIATRIC GROUP, INC		1			1
Hillandale Health Care		1			1
ORDRS, INC.			1	100%	1
KINGMAN REGIONAL MEDICAL CENTER			1	100%	1
Maple Lane Nursing Home		1			1
KETAMINE HEALTH CENTERS OF WEST PALM BEACH LLC		1			1
Walgreens #19461		1			1
WILLOWBROOKE COURT AT MATTHEWS GLEN		1			1
PRIORITY CARE LLC			1	100%	1
ADVENT HEALTH MEDICAL GROUP AT PINELLAS PARK			1	100%	1
Kroger 825 - The Little Clinic Dorothy Lane		1			1
Ramsey Village		1			1
MEDICAL ASSOCIATES OF PINELLAS - LAB			1	100%	1
UNITYPOINT HEALTH TRINITY			1	100%	1
Kroger 367 - The Little Clinic Walton		1			1
SURGERY CENTER, THE			1	100%	1
JACKSON MADISON CO. GEN. HOSPITAL			1	100%	1
ER NEAR ME HULEN		1			1
ALVERNIA UNIVERSITY HEALTH AND WELLNESS CENTER		1			1

# COVID-19: testing by laboratory

Data through May 15, 2021 verified as of May 16, 2021 at 09:25 AM

Data in this report are provisional and subject to change.

The numbers in the table below represent the number of Florida and non-Florida residents for whom test results were received by the Department of Health. A person can be tested by more than one laboratory and can have both positive and negative results. **Therefore, the sum of the numbers in each column will be larger than the total number of people tested.**

Reporting lab	Inconclusive	Negative	Positive	Percent positive	Total
MARYLAND DEPARTMENT OF HEALTH AND MENTAL HYGIENE-LABORATORIES			1	100%	1
BEAUMONT HOSPITAL			1	100%	1
SHAMRA MEDICAL LABORATORY			1	100%	1
FLORIDA HOME HEALTH			1	100%	1
HUNEYCUTT FAMILY PRACTICE			1	100%	1
FIU HEALTH CARE CENTER			1	100%	1
SPARTA HEALTH & REHAB		1			1
VA Boston HCS-Brockton Division		1			1
MEDEXPRESS URGENT CARE - UNIONTOWN		1			1
MARIANNA DIALYSIS CENTER			1	100%	1
PASTEUR MEDICAL HIALEAH GARDEN LLC			1	100%	1
CHC SOUTHWEST FLORIDA LAB-LIVE			1	100%	1
GUIDEWELL SANITAS			1	100%	1
PIEDMONT NEWTON HOSPITAL		1			1
Arch Plaza Nursing and Rehabilitation Center			1	100%	1
LADY LAKE FAMILY MEDICINE			1	100%	1
CONCIERGE INTERNAL MEDICINE ASSOCIATES			1	100%	1
Kroger 390 - The Little Clinic North College Hill		1			1
ASSURANCE HEALTHCARE AND COUNSELING CENTER		1			1
ORCHID TERRACE		1			1
CAPITAL HEALTH PLAN - GOVERNORS SQUARE			1	100%	1
Brownwood Nusing & Rehabilitation		1			1
Brown Nursing Home		1			1
MCALLEN MEDICAL CENTER			1	100%	1
VIRGINIA CVS PHARMACY, LLC DBA CVS/PHARMACY #1884		1			1
Le Roy Village Green		1			1
HEALTHFORCE PARTNERS INC			1	100%	1
MOUNT SINAI MEDICAL CENTER OF FLORIDA INC			1	100%	1
Newton Wellesley Center for Alzheimer's Care		1			1
SKY RIDGE MEDICAL CENTER - MICRO			1	100%	1
HEALTH PLUS SUNRISE MEDICAL OFFICE			1	100%	1
JAX FAMILY CARE		1			1
VISTA LAKE ASSISTED LIVING			1	100%	1
Kroger 433 - The Little Clinic Atoka		1			1
MANORCARE HEALTH SERVICES BOCA RATON			1	100%	1
METROPOLITAN			1	100%	1
ANDERSON FAMILY MEDICINE			1	100%	1
<b>Total</b>	<b>108,155</b>	<b>20,470,161</b>	<b>2,967,937</b>	<b>13%</b>	<b>23,546,253</b>