

COVID-19: summary of cases and monitoring

Data through May 10, 2021 verified as of May 11, 2021 at 09:25 AM

Data in this report are provisional and subject to change.

Cases: people with positive PCR or antigen test result		Cases: people with positive PCR or antigen test result	
Total cases		Risk factors for Florida residents	
Florida residents	2,232,820	Traveled	17,918
Non-Florida residents	42,545	Contact with a known case	893,924
Type of testing		Traveled and contact with a known case	24,295
Florida residents	2,232,820	Neither	1,296,683
Positive by BPHL/CDC	81,646	No travel and no contact	270,745
Positive by commercial/hospital lab	2,151,174	Travel is unknown	727,912
PCR positive	1,779,928	Contact is unknown	496,150
Antigen positive	452,892	Contact is pending	460,394
Non-Florida residents	42,545	Travel can be unknown and contact can be unknown or pending for the same case, these numbers will sum to more than the "neither" total.	
Positive by BPHL/CDC	1,010		
Positive by commercial/hospital lab	41,535		
PCR positive	28,961		
Antigen positive	13,584		
Characteristics			
Florida residents hospitalized	92,348		
Florida resident deaths	35,831		
Non-Florida resident deaths	716		
Hospitalized counts include anyone who was hospitalized at some point during their illness. It does not reflect the number of people currently hospitalized.			
More information on deaths identified through death certificate data is available on the National Center for Health Statistics website at www.cdc.gov/nchs/nvss/vsrr/COVID19/index.htm .			

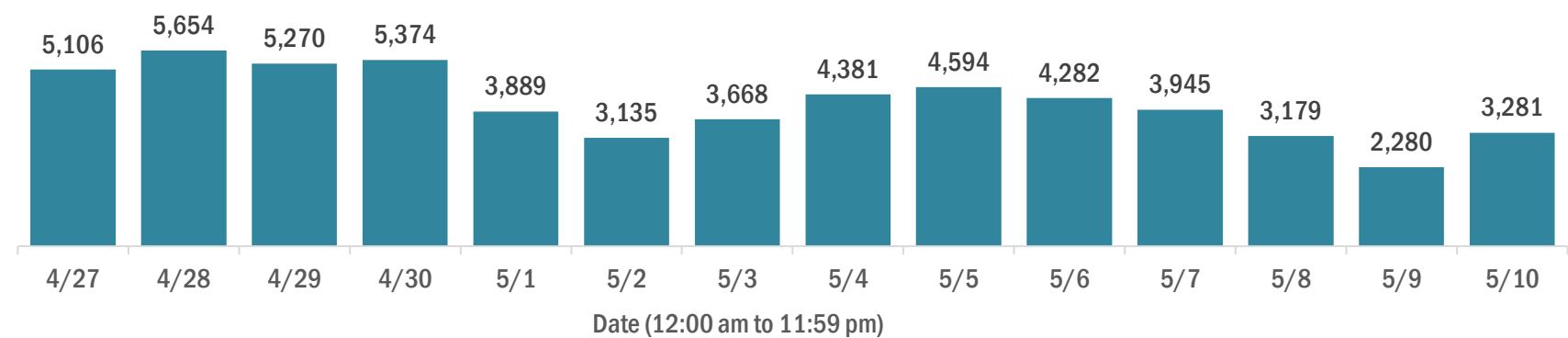
COVID-19: summary of laboratory testing

Data through May 10, 2021 verified as of May 11, 2021 at 09:25 AM

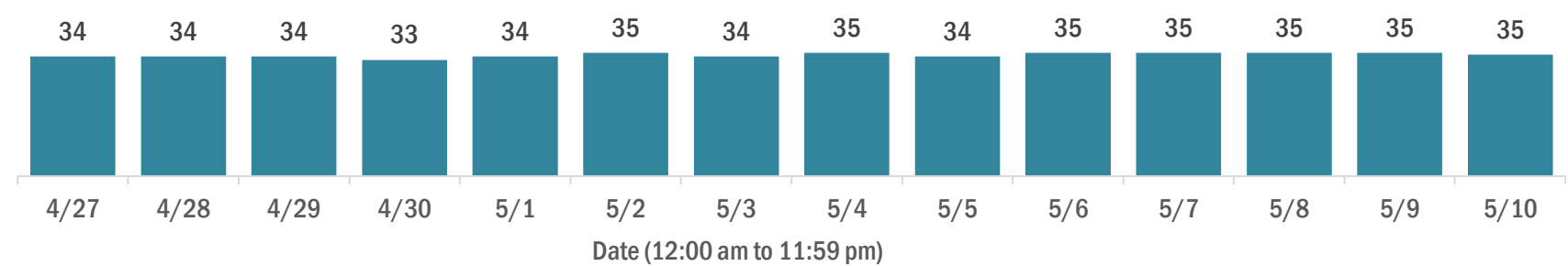
Data in this report are provisional and subject to change.

Cases in Florida residents per day for the past 2 weeks

Number of cases per day



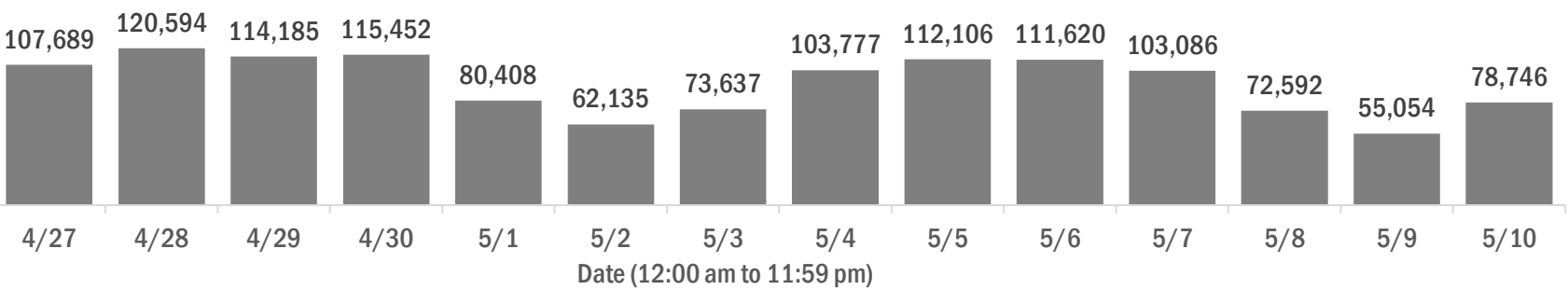
Median age of cases by day



Laboratory testing for Florida residents over the past 2 weeks

Number of Florida residents tested per day

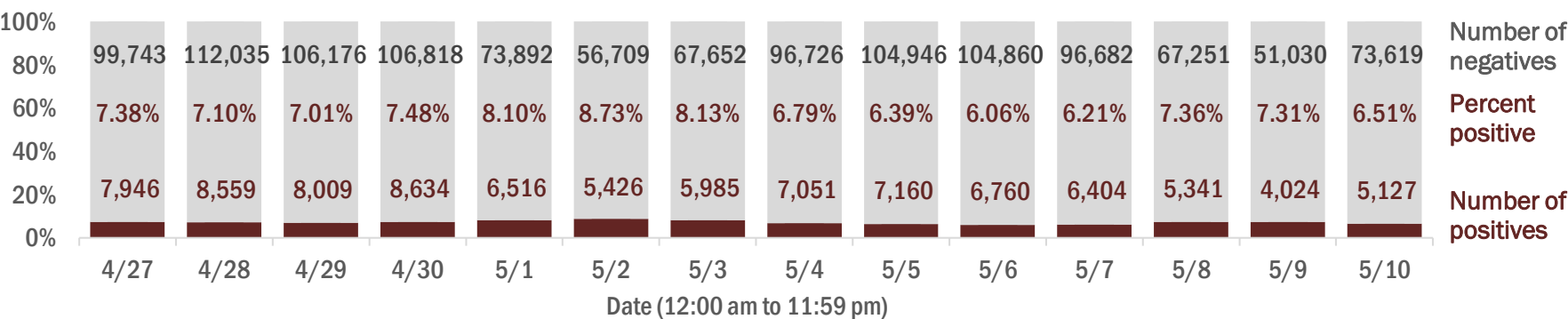
These counts include the number of people for whom the Department received PCR or antigen laboratory results by day. People tested on multiple days will be included for each day a new result was received. A person is only counted once for each day they are tested, regardless of whether multiple specimens are tested or multiple results are received.



Number and percent of Florida residents with positive test results

The percent of positive results ranged from 6.06% to 8.73% over the past 2 weeks and was 6.51% yesterday.

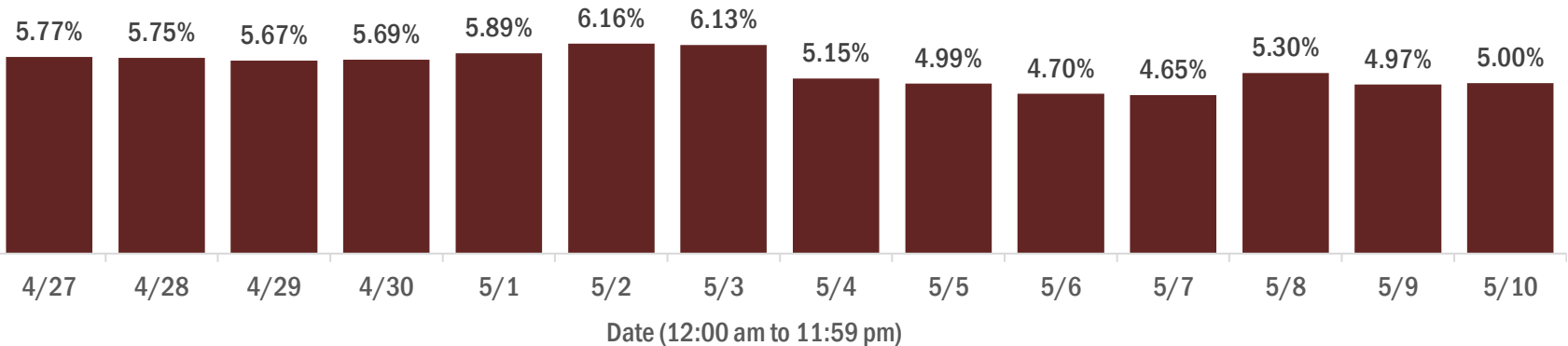
These counts include the number of people for whom the Department received PCR or antigen laboratory results by day. People tested on multiple days will be included for each day a new result was received. A person is only counted once for each day they are tested, regardless of whether multiple specimens are tested or multiple results are received. If a person has a positive specimen and a negative specimen in the same day, only the positive result is counted.



Percent positivity for new cases in Florida residents

The percent of positive results ranged from 4.65% to 6.16% over the past 2 weeks and was 5.00% yesterday.

This percent is the number of people who test PCR- or antigen-positive for the first time divided by all the people tested that day, excluding people who have previously tested positive.



COVID-19: characteristics of 2,232,820 Florida resident cases

Data through May 10, 2021 verified as of May 11, 2021 at 09:25 AM

Data in this report are provisional and subject to change.

Age group	Cases		Hospitalizations		Deaths	
0-4 years	47,767	2%	635	1%	1	0%
5-14 years	149,518	7%	623	1%	5	0%
15-24 years	349,393	16%	2,349	3%	50	0%
25-34 years	392,485	18%	4,610	5%	212	1%
35-44 years	348,859	16%	6,869	7%	570	2%
45-54 years	338,718	15%	10,628	12%	1,439	4%
55-64 years	289,401	13%	15,963	17%	3,993	11%
65-74 years	174,738	8%	19,106	21%	7,668	21%
75-84 years	95,779	4%	18,972	21%	10,824	30%
85+ years	44,497	2%	12,583	14%	11,069	31%
Unknown	1,665	0%	10	0%	0	0%
Total	2,232,820		92,348		35,831	

Gender	Cases	
Female	1,167,571	52%
Male	1,045,186	47%
Unknown	20,063	1%
Total	2,232,820	

Ethnicity	Cases		Hospitalizations		Deaths	
Hispanic	727,678	33%	23,495	25%	8,426	24%
Non-Hispanic	1,097,322	49%	64,684	70%	25,185	70%
Unknown	407,820	18%	4,169	5%	2,220	6%
Total	2,232,820		92,348		35,831	

Race and ethnicity	Cases		Hospitalizations		Deaths	
White	1,275,590	57%	60,669	66%	26,243	73%
Hispanic	484,269	22%	16,800	18%	6,740	19%
Non-Hispanic	700,759	31%	42,118	46%	18,380	51%
Unknown	90,562	4%	1,751	2%	1,123	3%
Black	296,344	13%	19,191	21%	5,769	16%
Hispanic	17,757	1%	834	1%	240	1%
Non-Hispanic	256,378	11%	17,984	19%	5,357	15%
Unknown	22,209	1%	373	0%	172	0%
Other race	349,397	16%	10,131	11%	2,834	8%
Hispanic	175,584	8%	5,358	6%	1,267	4%
Non-Hispanic	120,477	5%	4,310	5%	1,340	4%
Unknown	53,336	2%	463	1%	227	1%
Unknown race	311,489	14%	2,357	3%	985	3%
Hispanic	50,068	2%	503	1%	179	0%
Non-Hispanic	19,708	1%	272	0%	108	0%
Unknown	241,713	11%	1,582	2%	698	2%
Total	2,232,820		92,348		35,831	

Hospitalization counts include anyone who was hospitalized at some point during their illness. It does not reflect the number of people currently hospitalized. **Other race** includes any person with a race of American Indian/Alaskan native, Asian, native Hawaiian/Pacific Islander, or other.

COVID-19: deaths in Florida residents and staff of long-term care facilities

Data through May 10, 2021 verified as of May 11, 2021 at 09:25 AM

Data in this report are provisional and subject to change.

For current cases in residents or staff of long-term care facilities, please visit: <https://floridahealthcovid19.gov/>

County Deaths				County Deaths				County Deaths			
Palm Beach	1075	<div></div>	9%	Okaloosa	167	<div></div>	1%	Madison	20	<div></div>	0%
Dade	1019	<div></div>	9%	Hernando	162	<div></div>	1%	Calhoun	18	<div></div>	0%
Pinellas	907	<div></div>	8%	Osceola	142	<div></div>	1%	Flagler	17	<div></div>	0%
Broward	698	<div></div>	6%	Charlotte	138	<div></div>	1%	Gulf	17	<div></div>	0%
Hillsborough	588	<div></div>	5%	Indian River	124	<div></div>	1%	Wakulla	16	<div></div>	0%
Duval	448	<div></div>	4%	Clay	122	<div></div>	1%	Bradford	14	<div></div>	0%
Polk	435	<div></div>	4%	Leon	100	<div></div>	1%	Washington	13	<div></div>	0%
Brevard	411	<div></div>	4%	Highlands	96	<div></div>	1%	Baker	12	<div></div>	0%
Orange	407	<div></div>	4%	Bay	93	<div></div>	1%	Holmes	12	<div></div>	0%
Sarasota	400	<div></div>	4%	Jackson	88	<div></div>	1%	Jefferson	12	<div></div>	0%
Lee	347	<div></div>	3%	St. Johns	86	<div></div>	1%	Gadsden	10	<div></div>	0%
Marion	334	<div></div>	3%	Santa Rosa	82	<div></div>	1%	Lafayette	10	<div></div>	0%
Volusia	298	<div></div>	3%	Alachua	81	<div></div>	1%	Franklin	9	<div></div>	0%
Escambia	286	<div></div>	3%	Suwannee	60	<div></div>	1%	Levy	7	<div></div>	0%
St. Lucie	248	<div></div>	2%	Columbia	52	<div></div>	0%	Desoto	6	<div></div>	0%
Seminole	236	<div></div>	2%	Putnam	45	<div></div>	0%	Dixie	5	<div></div>	0%
Pasco	228	<div></div>	2%	Sumter	44	<div></div>	0%	Monroe	5	<div></div>	0%
Lake	227	<div></div>	2%	Nassau	34	<div></div>	0%	Taylor	3	<div></div>	0%
Collier	196	<div></div>	2%	Walton	30	<div></div>	0%	Hardee	2	<div></div>	0%
Manatee	193	<div></div>	2%	Hendry	29	<div></div>	0%	Hamilton	1	<div></div>	0%
Citrus	179	<div></div>	2%	Okeechobee	24	<div></div>	0%	Liberty	1	<div></div>	0%
Martin	173	<div></div>	2%	Gilchrist	21	<div></div>	0%	Total	11,363		

Note: cases are summarized by the county of usual residence. Residents and staff may be cases associated with facilities that are not in their county of usual residence, resulting in cases being included below for counties that do not have facilities with known cases.

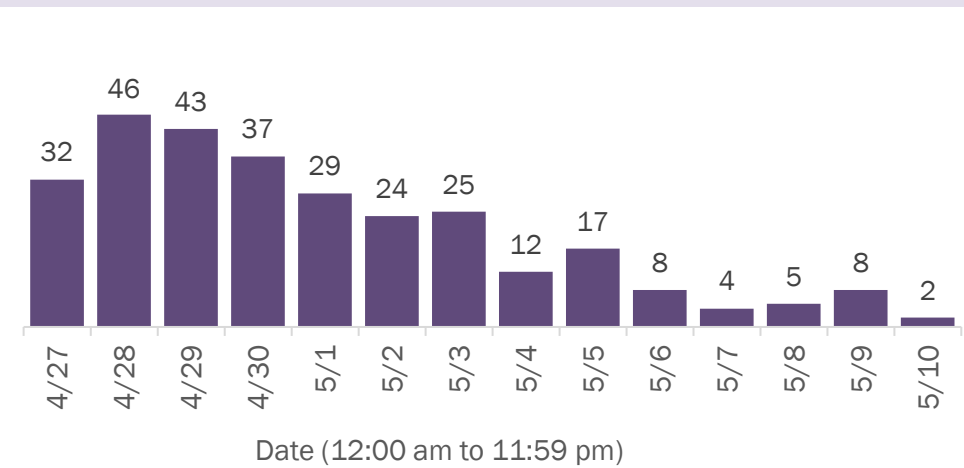
COVID-19: cases in Florida residents who have died

Data through May 10, 2021 verified as of May 11, 2021 at 09:25 AM

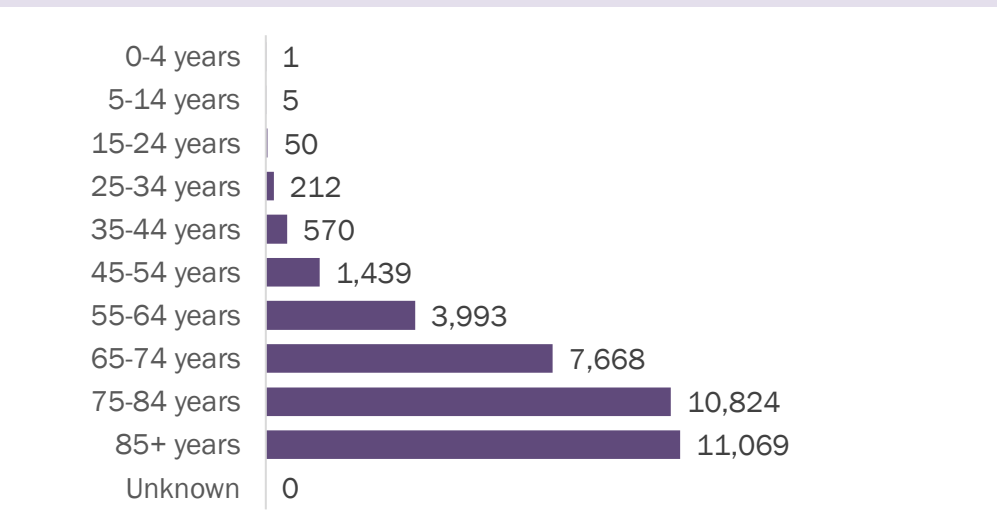
Data in this report are provisional and subject to change.

Demographics for all identified COVID-19 deaths: 35,831

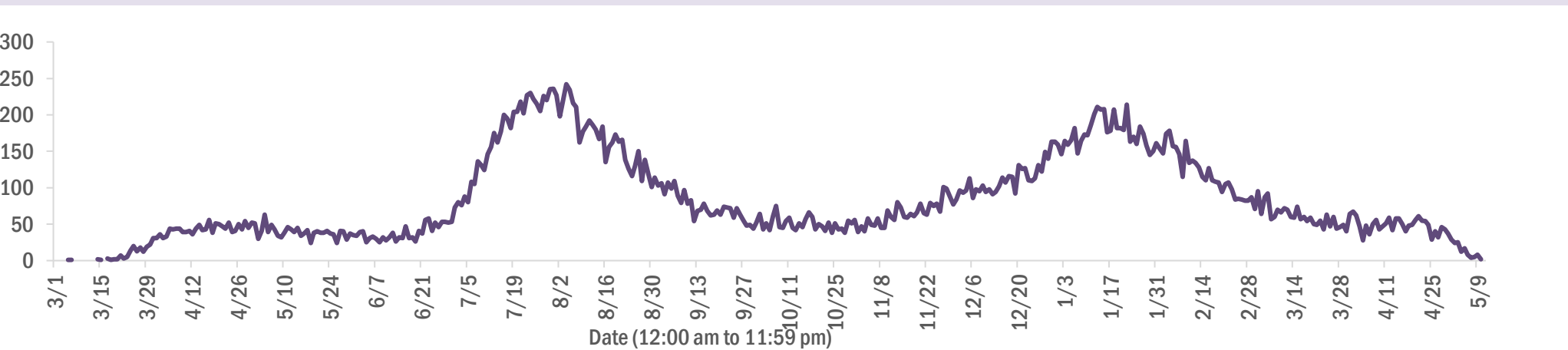
Deaths by date of death for the past 2 weeks



Deaths by age group



Deaths by date of death since March 2020



Age group	Deaths	Cases	Case fatality rate	Mortality rate per 100,000 population
0-4 years	1	47,767	0.0%	0.1
5-14 years	5	149,518	0.0%	0.2
15-24 years	50	349,393	0.0%	2.0
25-34 years	212	392,485	0.1%	7.5
35-44 years	570	348,859	0.2%	21.9
45-54 years	1,439	338,718	0.4%	51.6
55-64 years	3,993	289,401	1.4%	138.1
65-74 years	7,668	174,738	4.4%	316.0
75-84 years	10,824	95,779	11.3%	770.8
85+ years	11,069	44,497	24.9%	1916.6
Unknown	0	1,665	0.0%	
Total	35,831	2,232,820	1.6%	165.9

Gender	Deaths	Cases	Case fatality rate	Mortality rate per 100,000 population
Female	15,729	1,167,571	1.3%	142.5
Male	20,102	1,045,186	1.9%	190.4
Unknown	0	20,063	0.0%	
Total	35,831	2,232,820	1.6%	165.9

Race	Deaths	Cases	Case fatality rate	Mortality rate per 100,000 population
White	26,243	1,275,590	2.1%	157.2
Black	5,769	296,344	1.9%	157.7
Other	2,834	349,397	0.8%	227.7
Unknown	985	311,489	0.3%	
Total	35,831	2,232,820	1.6%	165.9

Ethnicity	Deaths	Cases	Case fatality rate	Mortality rate per 100,000 population
Hispanic	8,426	727,678	1.2%	148.4
Non-Hispanic	25,185	1,097,322	2.3%	158.2
Unknown	2,220	407,820	0.5%	
Total	35,831	2,232,820	1.6%	165.9

COVID-19: characteristics of 2,232,820 cases

Data through May 10, 2021 verified as of May 11, 2021 at 09:25 AM

Data in this report are provisional and subject to change.

Tables below include cases in Florida residents and non-Florida residents.

All 67 Florida counties have cases:

County	FL resident cases		Non-FL resident cases	Total cases	FL resident deaths	FL death rate
Dade	485,180	<div></div> 22%	6,523	491,703	6,273	1.3%
Broward	237,575	<div></div> 11%	2,904	240,479	2,965	1.2%
Palm Beach	143,020	<div></div> 6%	2,637	145,657	2,801	2.0%
Orange	137,120	<div></div> 6%	2,219	139,339	1,274	0.9%
Hillsborough	137,430	<div></div> 6%	1,168	138,598	1,747	1.3%
Duval	97,117	<div></div> 4%	1,613	98,730	1,419	1.5%
Pinellas	78,076	<div></div> 3%	1,968	80,044	1,635	2.1%
Lee	69,084	<div></div> 3%	2,315	71,399	977	1.4%
Polk	68,776	<div></div> 3%	485	69,261	1,337	1.9%
Osceola	44,269	<div></div> 2%	802	45,071	513	1.2%
Volusia	42,848	<div></div> 2%	767	43,615	808	1.9%
Brevard	41,112	<div></div> 2%	729	41,841	877	2.1%
Pasco	41,424	<div></div> 2%	352	41,776	768	1.9%
Manatee	38,099	<div></div> 2%	883	38,982	678	1.8%
Escambia	32,548	<div></div> 1%	3,682	36,230	692	2.1%
Collier	34,768	<div></div> 2%	1,361	36,129	536	1.5%
Seminole	34,128	<div></div> 2%	254	34,382	501	1.5%
Sarasota	31,420	<div></div> 1%	1,577	32,997	825	2.6%
Leon	31,238	<div></div> 1%	929	32,167	319	1.0%
Marion	31,161	<div></div> 1%	163	31,324	963	3.1%
Lake	29,404	<div></div> 1%	528	29,932	638	2.2%
St. Lucie	26,440	<div></div> 1%	197	26,637	640	2.4%
Alachua	24,639	<div></div> 1%	303	24,942	278	1.1%
St. Johns	22,457	<div></div> 1%	312	22,769	211	0.9%
Okaloosa	20,393	<div></div> 1%	229	20,622	363	1.8%
Bay	19,456	<div></div> 1%	822	20,278	390	2.0%
Clay	18,720	<div></div> 1%	52	18,772	342	1.8%
Santa Rosa	18,014	<div></div> 1%	252	18,266	290	1.6%
Hernando	14,015	<div></div> 1%	109	14,124	468	3.3%
Charlotte	12,777	<div></div> 1%	214	12,991	424	3.3%
Indian River	12,474	<div></div> 1%	110	12,584	302	2.4%
Martin	12,157	<div></div> 1%	241	12,398	319	2.6%
Citrus	11,086	<div></div> 0%	99	11,185	453	4.1%
Sumter	9,255	<div></div> 0%	109	9,364	278	3.0%
Highlands	8,510	<div></div> 0%	97	8,607	357	4.2%

County	FL resident cases		Non-FL resident cases	Total cases	FL resident deaths	FL death rate
Nassau	7,970	<div></div> 0%	447	8,417	125	1.6%
Columbia	8,103	<div></div> 0%	44	8,147	169	2.1%
Walton	6,938	<div></div> 0%	873	7,811	87	1.3%
Flagler	7,247	<div></div> 0%	101	7,348	110	1.5%
Monroe	6,595	<div></div> 0%	403	6,998	49	0.7%
Putnam	6,520	<div></div> 0%	24	6,544	150	2.3%
Jackson	6,167	<div></div> 0%	72	6,239	157	2.5%
Gadsden	5,679	<div></div> 0%	17	5,696	99	1.7%
Suwannee	5,313	<div></div> 0%	29	5,342	138	2.6%
Hendry	4,733	<div></div> 0%	17	4,750	83	1.8%
Desoto	4,323	<div></div> 0%	27	4,350	93	2.2%
Okeechobee	3,982	<div></div> 0%	54	4,036	89	2.2%
Baker	3,485	<div></div> 0%	18	3,503	60	1.7%
Wakulla	3,455	<div></div> 0%	14	3,469	56	1.6%
Levy	3,455	<div></div> 0%	9	3,464	54	1.6%
Unknown	73	<div></div> 0%	3,156	3,229	0	0.0%
Hardee	3,156	<div></div> 0%	15	3,171	44	1.4%
Bradford	3,006	<div></div> 0%	13	3,019	56	1.9%
Taylor	2,733	<div></div> 0%	5	2,738	47	1.7%
Washington	2,715	<div></div> 0%	21	2,736	52	1.9%
Holmes	2,231	<div></div> 0%	33	2,264	49	2.2%
Madison	2,042	<div></div> 0%	28	2,070	45	2.2%
Gulf	1,945	<div></div> 0%	23	1,968	43	2.2%
Union	1,830	<div></div> 0%	1	1,831	73	4.0%
Calhoun	1,692	<div></div> 0%	3	1,695	44	2.6%
Hamilton	1,609	<div></div> 0%	20	1,629	25	1.6%
Lafayette	1,620	<div></div> 0%	0	1,620	26	1.6%
Gilchrist	1,610	<div></div> 0%	5	1,615	44	2.7%
Dixie	1,611	<div></div> 0%	3	1,614	24	1.5%
Jefferson	1,468	<div></div> 0%	26	1,494	27	1.8%
Franklin	1,296	<div></div> 0%	34	1,330	17	1.3%
Liberty	1,074	<div></div> 0%	1	1,075	16	1.5%
Glades	954	<div></div> 0%	4	958	19	2.0%
Total	2,232,820		42,545	2,275,365	35,831	1.6%

COVID-19: characteristics of 2,232,820 Florida resident cases

Data through May 10, 2021 verified as of May 11, 2021 at 09:25 AM

Data in this report are provisional and subject to change.

The table below includes the cities and counties of residence for cases in Florida residents based on the patient's ZIP Code.

Note that city is not always received as part of the initial notification and may be missing while the case is being investigated.

City and county	Cases
Miami, Dade	281,466
Orlando, Orange	101,892
Jacksonville, Duval	91,305
Tampa, Hillsborough	79,844
Hialeah, Dade	67,888
Fort Lauderdale, Broward	50,285
Hollywood, Broward	45,025
West Palm Beach, Palm Beach	34,993
Kissimmee, Osceola	34,017
Tallahassee, Leon	30,176
Homestead, Dade	29,808
Naples, Collier	29,382
Saint Petersburg, Pinellas	28,419
Pensacola, Escambia	27,153
Fort Myers, Lee	26,518
Bradenton, Manatee	24,783
Boca Raton, Palm Beach	24,362
Lakeland, Polk	23,761
Ocala, Marion	22,907
Pompano Beach, Broward	22,334
Gainesville, Alachua	19,564
Sarasota, Sarasota	19,365
Cape Coral, Lee	17,974
Port Saint Lucie, St. Lucie	17,646
Lake Worth, Palm Beach	17,211
Miami Beach, Dade	16,083
Miramar, Broward	15,450
Clearwater, Pinellas	15,395
Coral Springs, Broward	14,189
Boynton Beach, Palm Beach	13,904
Doral, Dade	13,793
Miami Gardens, Dade	13,090
Panama City, Bay	12,337
Saint Augustine, St. Johns	12,012
Melbourne, Brevard	11,688
Winter Haven, Polk	11,534
Lehigh Acres, Lee	11,401
Riverview, Hillsborough	10,647
Delray Beach, Palm Beach	10,646
Davie, Broward	10,614
Palm Bay, Brevard	9,735
Vero Beach, Indian River	9,620
New Port Richey, Pasco	9,554
Sunrise, Broward	9,312
Saint Cloud, Osceola	8,897
Milton, Santa Rosa	8,710
Fort Pierce, St. Lucie	8,619
Largo, Pinellas	8,509
Coral Gables, Dade	8,477
Daytona Beach, Volusia	8,452
Spring Hill, Hernando	8,438
Apopka, Orange	8,420
Plantation, Broward	8,361
North Miami Beach, Dade	8,225
Davenport, Polk	8,146
Clermont, Lake	8,020
Brandon, Hillsborough	7,985
Sanford, Seminole	7,688
Deltona, Volusia	7,656

COVID-19: characteristics of 2,232,820 Florida resident cases

Data through May 10, 2021 verified as of May 11, 2021 at 09:25 AM

Data in this report are provisional and subject to change.

The table below includes the cities and counties of residence for cases in Florida residents based on the patient's ZIP Code.

Note that city is not always received as part of the initial notification and may be missing while the case is being investigated.

City and county	Cases
Orange Park, Clay	7,595
Plant City, Hillsborough	7,461
Jupiter, Palm Beach	7,418
Weston, Broward	7,385
Lake City, Columbia	7,355
Deerfield Beach, Broward	6,943
Winter Garden, Orange	6,663
Tamarac, Broward	6,397
Port Charlotte, Charlotte	6,260
Wesley Chapel, Pasco	6,133
Palm Coast, Flagler	6,103
Coconut Creek, Broward	6,031
Margate, Broward	5,900
Stuart, Martin	5,792
Land O Lakes, Pasco	5,782
Deland, Volusia	5,716
Palm Beach Gardens, Palm Beach	5,706
Fort Walton Beach, Okaloosa	5,636
Wellington, Palm Beach	5,530
Palm Harbor, Pinellas	5,515
Oviedo, Seminole	5,508
Palmetto, Manatee	5,489
Winter Park, Orange	5,476
Crestview, Okaloosa	5,423
Lutz, Hillsborough	5,161
Altamonte Springs, Seminole	5,154
Port Orange, Volusia	4,977
Valrico, Hillsborough	4,910
Opa Locka, Dade	4,901
Haines City, Polk	4,848
North Port, Sarasota	4,819
Brooksville, Hernando	4,782
Miami Lakes, Dade	4,754
Venice, Sarasota	4,726
Pembroke Pines, Broward	4,720
Middleburg, Clay	4,686
Hallandale, Broward	4,671
Punta Gorda, Charlotte	4,586
Sebring, Highlands	4,583
Leesburg, Lake	4,487
Ocoee, Orange	4,445
Zephyrhills, Pasco	4,319
The Villages, Sumter	4,266
Seminole, Pinellas	4,260
Saint Johns, St. Johns	4,259
Ormond Beach, Volusia	4,246
Arcadia, Desoto	4,210
Bonita Springs, Lee	4,183
Live Oak, Suwannee	4,110
Pinellas Park, Pinellas	4,077
North Lauderdale, Broward	3,975
Okeechobee, Okeechobee	3,968
Longwood, Seminole	3,948
North Miami, Dade	3,915
Ruskin, Hillsborough	3,899
Windermere, Orange	3,858
Immokalee, Collier	3,838
Cocoa, Brevard	3,826
Navarre, Santa Rosa	3,770

COVID-19: characteristics of 2,232,820 Florida resident cases

Data through May 10, 2021 verified as of May 11, 2021 at 09:25 AM

Data in this report are provisional and subject to change.

The table below includes the cities and counties of residence for cases in Florida residents based on the patient's ZIP Code.

Note that city is not always received as part of the initial notification and may be missing while the case is being investigated.

City and county	Cases
Casselberry, Seminole	3,634
Port Richey, Pasco	3,461
Hudson, Pasco	3,428
Titusville, Brevard	3,400
Niceville, Okaloosa	3,379
Gulf Breeze, Santa Rosa	3,367
Lake Worth Beach, Palm Beach	3,337
Key West, Monroe	3,266
Dade City, Pasco	3,256
Cantonment, Escambia	3,252
North Fort Myers, Lee	3,245
Panama City Beach, Bay	3,231
Winter Springs, Seminole	3,213
Jacksonville Beach, Duval	3,173
Oakland Park, Broward	3,158
Bartow, Polk	3,157
Lake Mary, Seminole	3,138
Aventura, Dade	3,129
Crawfordville, Wakulla	3,104
Kissimmee, Polk	3,096
New Smyrna Beach, Volusia	3,053
Auburndale, Polk	3,034
Quincy, Gadsden	3,017
Palatka, Putnam	3,005
Lake Wales, Polk	2,984
Merritt Island, Brevard	2,910
Green Cove Springs, Clay	2,882
Tarpon Springs, Pinellas	2,848
Fernandina Beach, Nassau	2,829
Ponte Vedra Beach, St. Johns	2,790
Parkland, Broward	2,779
Cutler Ridge, Dade	2,758
Inverness, Citrus	2,654
Loxahatchee, Palm Beach	2,626
Eustis, Lake	2,618
Wimauma, Hillsborough	2,596
Cooper City, Broward	2,578
Holiday, Pasco	2,569
Perry, Taylor	2,563
Belle Glade, Palm Beach	2,549
Lynn Haven, Bay	2,540
Estero, Lee	2,536
Royal Palm Beach, Palm Beach	2,519
Dunedin, Pinellas	2,504
Marianna, Jackson	2,460
Clewiston, Hendry	2,451
Fleming Island, Clay	2,443
Santa Rosa Beach, Walton	2,431
Sarasota, Manatee	2,407
Key Biscayne, Dade	2,400
Parrish, Manatee	2,368
Rockledge, Brevard	2,350
Odessa, Hillsborough	2,297
Riviera Beach, Palm Beach	2,288
Seffner, Hillsborough	2,250
Defuniak Springs, Walton	2,191
Mulberry, Polk	2,183
Avon Park, Highlands	2,181
Palm City, Martin	2,175

COVID-19: characteristics of 2,232,820 Florida resident cases

Data through May 10, 2021 verified as of May 11, 2021 at 09:25 AM

Data in this report are provisional and subject to change.

The table below includes the cities and counties of residence for cases in Florida residents based on the patient's ZIP Code.

Note that city is not always received as part of the initial notification and may be missing while the case is being investigated.

City and county	Cases
Mount Dora, Lake	2,169
Labelle, Hendry	2,121
Destin, Okaloosa	2,107
Chipley, Washington	2,107
Groveland, Lake	2,068
Tavares, Lake	2,049
Starke, Bradford	2,039
Lithia, Hillsborough	2,008
Orange City, Volusia	1,994
Pinecrest, Dade	1,966
Maitland, Orange	1,935
Summerfield, Marion	1,933
Yulee, Nassau	1,894
Wauchula, Hardee	1,870
Palmetto Bay, Dade	1,823
Sebastian, Indian River	1,791
Dania, Broward	1,754
Homosassa, Citrus	1,748
Callahan, Nassau	1,737
Lady Lake, Lake	1,721
Macclenny, Baker	1,709
Ponte Vedra, St. Johns	1,702
Edgewater, Volusia	1,653
Carol City, Dade	1,649
Crystal River, Citrus	1,649
Gibsonton, Hillsborough	1,642
Oldsmar, Pinellas	1,617
Lake Placid, Highlands	1,602
Missing, Dade	1,602
Bonifay, Holmes	1,595
Dover, Hillsborough	1,594
Mayo, Lafayette	1,587
Coconut Grove, Dade	1,578
Apollo Beach, Hillsborough	1,578
Hobe Sound, Martin	1,556
Debary, Volusia	1,547
Florida City, Dade	1,544
Palm Springs, Palm Beach	1,507
Crossings, Dade	1,493
Pace, Santa Rosa	1,488
Sun City Center, Hillsborough	1,474
Dunnellon, Marion	1,452
Atlantic Beach, Duval	1,442
Lake Butler, Union	1,419
Belleview, Marion	1,378
Lantana, Palm Beach	1,375
North Palm Beach, Palm Beach	1,353
Madison, Madison	1,349
Monticello, Jefferson	1,345
Biscayne Park, Dade	1,345
Alachua, Alachua	1,343
Safety Harbor, Pinellas	1,279
Indiantown, Martin	1,276
Williston, Levy	1,271
Ellenton, Manatee	1,269
South Miami, Dade	1,269
Graceville, Jackson	1,249
Jensen Beach, Martin	1,230
Lauderhill, Broward	1,216

COVID-19: characteristics of 2,232,820 Florida resident cases

Data through May 10, 2021 verified as of May 11, 2021 at 09:25 AM

Data in this report are provisional and subject to change.

The table below includes the cities and counties of residence for cases in Florida residents based on the patient's ZIP Code.

Note that city is not always received as part of the initial notification and may be missing while the case is being investigated.

City and county	Cases
Lecanto, Citrus	1,214
Satellite Beach, Brevard	1,209
Newberry, Alachua	1,200
Century, Escambia	1,181
Beverly Hills, Citrus	1,162
Englewood, Charlotte	1,148
Havana, Gadsden	1,134
Hilliard, Nassau	1,123
El Portal, Dade	1,118
Freeport, Walton	1,105
Trenton, Gilchrist	1,104
Wildwood, Sumter	1,096
Wilton Manors, Broward	1,091
Nokomis, Sarasota	1,087
Key Largo, Monroe	1,058
Keystone Heights, Clay	1,056
Blountstown, Calhoun	1,053
Jasper, Hamilton	1,044
Bushnell, Sumter	1,042
Frostproof, Polk	1,034
Lauderdale Lakes, Broward	1,022
Medley, Dade	1,016
Hernando, Citrus	1,008
Wewahitchka, Gulf	1,006
Polk City, Polk	997
Mary Esther, Okaloosa	979
Dunnellon, Citrus	970
Sanderson, Baker	961
Fellsmere, Indian River	949
Minneola, Lake	937
Spring Hill, Pasco	933
Shalimar, Okaloosa	932
Fisher Island, Dade	923
Everglades National Park, Dade	909
Marco Island, Collier	905
Port Saint Joe, Gulf	905
Moore Haven, Glades	889
Trinity, Pasco	884
Cocoa Beach, Brevard	882
Chiefland, Levy	882
Thonotosassa, Hillsborough	873
Sorrento, Lake	866
High Springs, Alachua	865
Fort Meade, Polk	857
Pahokee, Palm Beach	854
Coleman, Sumter	853
Fruitland Park, Lake	852
South Bay, Palm Beach	842
Englewood, Sarasota	836
Bristol, Liberty	830
Cross City, Dixie	828
Indialantic, Brevard	821
Southwest Ranches, Broward	811
Glen Saint Mary, Baker	810
Crescent City, Putnam	790
Marathon, Monroe	785
Umatilla, Lake	774
West Melbourne, Brevard	765
Interlachen, Putnam	760

COVID-19: characteristics of 2,232,820 Florida resident cases

Data through May 10, 2021 verified as of May 11, 2021 at 09:25 AM

Data in this report are provisional and subject to change.

The table below includes the cities and counties of residence for cases in Florida residents based on the patient's ZIP Code.

Note that city is not always received as part of the initial notification and may be missing while the case is being investigated.

City and county	Cases
Miramar Beach, Walton	758
Lake Alfred, Polk	749
Fort Myers Beach, Lee	749
Chattahoochee, Gadsden	732
Old Town, Dixie	724
Weeki Wachee, Hernando	719
Bowling Green, Hardee	716
Olympia Heights, Dade	704
Uleta, Dade	701
Jacksonville, St. Johns	701
Silver Springs, Marion	689
South Daytona, Volusia	689
Lawtey, Bradford	681
Coral, Dade	678
Fort White, Columbia	677
Neptune Beach, Duval	676
Surfside, Dade	654
Belle Isle, Orange	652
Palm Beach, Palm Beach	650
Gulfport, Pinellas	629
Bronson, Levy	628
Baker, Okaloosa	617
Mascotte, Lake	615
Bunnell, Flagler	614
Clearwater Beach, Pinellas	612
Rotunda West, Charlotte	579
Sneads, Jackson	572
Mims, Brevard	565
Myakka City, Manatee	561
Hawthorne, Alachua	557
Jay, Santa Rosa	553
Oxford, Sumter	547
Dundee, Polk	540
Carrabelle, Franklin	534
Cape Canaveral, Brevard	534
Alva, Lee	531
Oakland, Orange	528
Tavernier, Monroe	527
Ocklawaha, Marion	524
Missing, Volusia	516
Melbourne Beach, Brevard	514
Citra, Marion	513
Zolfo Springs, Hardee	512
Florida State University, Leon	511
Indian Harbour Beach, Brevard	509
Sweetwater, Dade	509
Cottdonale, Jackson	509
Bal Harbour, Dade	506
Flagler Beach, Flagler	499
Molino, Escambia	494
Midway, Gadsden	490
Celebration, Osceola	484
Webster, Sumter	484
Youngstown, Bay	479
East Palatka, Putnam	475
Bell, Gilchrist	463
Altha, Calhoun	452
De Leon Springs, Volusia	445
Branford, Suwannee	442

COVID-19: characteristics of 2,232,820 Florida resident cases

Data through May 10, 2021 verified as of May 11, 2021 at 09:25 AM

Data in this report are provisional and subject to change.

The table below includes the cities and counties of residence for cases in Florida residents based on the patient's ZIP Code.

Note that city is not always received as part of the initial notification and may be missing while the case is being investigated.

City and county	Cases
Eagle Lake, Polk	440
Apalachicola, Franklin	433
West Miami, Dade	432
Missing, Orange	427
Haverhill, Palm Beach	425
Archer, Alachua	422
Osprey, Sarasota	415
Floral City, Citrus	413
Chuluota, Seminole	410
Ave Maria, Collier	407
Tequesta, Palm Beach	401
Lake Park, Palm Beach	399
Centerville, Leon	397
Holly Hill, Volusia	394
Hastings, St. Johns	393
Pierson, Volusia	383
Grand Ridge, Jackson	380
Grand Island, Lake	379
Raiford, Union	376
Montverde, Lake	366
Malabar, Brevard	348
Indian Rocks Beach, Pinellas	347
Gotha, Orange	347
Alafaya, Orange	346
Hallandale Beach, Broward	342
Bryceville, Nassau	342
Greenville, Madison	339
Satsuma, Putnam	335
Vernon, Washington	334
Kenneth City, Pinellas	330
Fort McCoy, Marion	327
Elkton, St. Johns	326
Lake Panasoffkee, Sumter	325
Malone, Jackson	322
Sebastian, Brevard	320
Jennings, Hamilton	319
Melrose, Putnam	316
Reddick, Marion	315
Eastpoint, Franklin	310
Laurel Hill, Okaloosa	310
Belleair, Pinellas	310
Geneva, Seminole	305
San Antonio, Pasco	305
Morriston, Levy	303
Anthony, Marion	303
Greenacres, Palm Beach	302
Westville, Holmes	301
Winter Park, Seminole	299
Valparaiso, Okaloosa	297
Lehigh, Lee	296
O Brien, Suwannee	291
Greenwood, Jackson	286
Fern Park, Seminole	280
Kindred, Osceola	278
Ponce De Leon, Holmes	278
South Pasadena, Pinellas	266
Eglin Air Force Base, Okaloosa	264
University Of Central FI, Orange	259
Inlet Beach, Walton	259

COVID-19: characteristics of 2,232,820 Florida resident cases

Data through May 10, 2021 verified as of May 11, 2021 at 09:25 AM

Data in this report are provisional and subject to change.

The table below includes the cities and counties of residence for cases in Florida residents based on the patient's ZIP Code.

Note that city is not always received as part of the initial notification and may be missing while the case is being investigated.

City and county	Cases
Islamorada, Monroe	257
Sanibel, Lee	255
Weirsdale, Marion	253
Poinciana, Polk	253
Edgewood, Orange	251
Fountain, Bay	246
White Springs, Hamilton	244
Longboat Key, Manatee	244
Lee, Madison	243
Cutler Bay, Dade	241
Southport, Bay	241
Saint James City, Lee	238
Gretna, Gadsden	236
Hosford, Liberty	229
Wellborn, Suwannee	226
Madeira Beach, Pinellas	226
Howey-In-The-Hills, Lake	224
Lakewood Ranch, Manatee	224
Astatula, Lake	223
Holt, Okaloosa	223
Juno Beach, Palm Beach	221
Lauderdale By The Sea, Broward	219
Atlantis, Palm Beach	218
Lake Helen, Volusia	216
Babson Park, Polk	215
Mcdavid, Escambia	213
Holmes Beach, Manatee	213
Micanopy, Alachua	209
Osteen, Volusia	209
Bay Harbor Islands, Dade	208
Altoona, Lake	202
Center Hill, Sumter	200
Sopchoppy, Wakulla	199
Zellwood, Orange	199
Azalea Park, Orange	198
Alford, Jackson	194
Mcalpin, Suwannee	192
Bokeelia, Lee	187
The Villages, Lake	187
Viera, Brevard	185
The Villages, Marion	183
Golden Beach, Dade	182
Odessa, Pasco	181
Hypoluxo, Palm Beach	181
Missing, Lee	179
Mangonia Park, Palm Beach	176
Pomona Park, Putnam	175
Summerland Key, Monroe	174
Oak Hill, Volusia	170
Ponce Inlet, Volusia	169
University Of Fl, Alachua	168
Rocky Point, Hillsborough	168
University Of Miami, Dade	167
Paisley, Lake	167
Grant-Valkaria, Brevard	166
Caryville, Washington	163
Lutz, Pasco	163
Bay Lake, Orange	160
Sumterville, Sumter	159

COVID-19: characteristics of 2,232,820 Florida resident cases

Data through May 10, 2021 verified as of May 11, 2021 at 09:25 AM

Data in this report are provisional and subject to change.

The table below includes the cities and counties of residence for cases in Florida residents based on the patient's ZIP Code.

Note that city is not always received as part of the initial notification and may be missing while the case is being investigated.

City and county	Cases
Lockhart, Orange	157
Citrus Springs, Citrus	155
Hollister, Putnam	153
Christmas, Orange	152
Big Pine Key, Monroe	150
Hiawassee, Orange	149
Inglis, Levy	148
San Mateo, Putnam	148
Carrollwood, Hillsborough	148
Lady Lake, Sumter	146
West Park, Broward	141
Clair-Mel City, Hillsborough	139
University Of Central Florida, Orange	137
Buena Ventura Lakes, Osceola	136
Missing, St. Johns	136
Lake Hamilton, Polk	136
Missing, Pinellas	135
Cloud Lake, Palm Beach	134
Baldwin, Duval	134
Clarksville, Calhoun	132
Kendall, Dade	131
Harmony, Osceola	131
Hampton, Bradford	130
Apopka, Seminole	130
Missing, Sumter	129
Placida, Charlotte	128
Steinhatchee, Taylor	127
Matlacha, Lee	124
Belleair Beach, Pinellas	124
City Of Sunrise, Broward	123
Seville, Volusia	121
Dania Beach, Broward	120
Temple Terrace, Hillsborough	119
Tierra Verde, Pinellas	119
Lighthouse Point, Broward	119
Sunny Isles Beach, Dade	117
Barry University, Dade	116
Saint Leo, Pasco	116
Astor, Lake	115
Callaway, Bay	114
Dinsmore, Duval	114
Hurlburt Field, Okaloosa	113
Cedar Key, Levy	111
Panacea, Wakulla	110
Bradenton Beach, Manatee	109
Brooker, Bradford	107
Princeton, Dade	105
Florahome, Putnam	105
Lamont, Jefferson	104
Waldo, Alachua	104
Canal Point, Palm Beach	103
Barefoot Bay, Brevard	102
Fruit Cove, St. Johns	101
Tyndall Air Force Base, Bay	100
Florida Gulf Coast Univ, Lee	99
South Fort Myers, Lee	98
Kathleen, Polk	97
University Of South Florida, Hillsborough	97
Bascom, Jackson	96

COVID-19: characteristics of 2,232,820 Florida resident cases

Data through May 10, 2021 verified as of May 11, 2021 at 09:25 AM

Data in this report are provisional and subject to change.

The table below includes the cities and counties of residence for cases in Florida residents based on the patient's ZIP Code.

Note that city is not always received as part of the initial notification and may be missing while the case is being investigated.

City and county	Cases
Missing, Lake	95
Lorida, Highlands	94
Ocean Ridge, Palm Beach	94
Crystal Beach, Pinellas	94
Pinetta, Madison	92
Maitland, Seminole	92
Fort Denaud, Hendry	90
F M, Lee	88
Missing, St. Lucie	87
Saint Pete Beach, Pinellas	87
Missing, Marion	86
Yalaha, Lake	83
Boca Grande, Lee	83
Welaka, Putnam	81
Patrick Air Force Base, Brevard	81
Wekiwa Springs, Seminole	80
Eatonville, Orange	79
Palma Ceia, Hillsborough	76
North Venice, Sarasota	75
Avon Park, Polk	73
Cudjoe Key, Monroe	72
Miami Springs, Dade	72
Campbellton, Jackson	72
Missing, Duval	71
Ochopee, Collier	71
Air Mail Facility, Dade	69
Reunion, Osceola	69
Anna Maria, Manatee	69
Georgetown, Putnam	68
Northdale, Hillsborough	68
Stock Island, Monroe	68
Greensboro, Gadsden	67
Felda, Hendry	67
Missing, Palm Beach	67
Destin, Walton	66
Missing, Pasco	66
Treasure Island, Pinellas	63
North Redington Beach, Pinellas	63
Duette, Manatee	60
Mexico Beach, Bay	60
Bonita Beach, Lee	59
Micco, Brevard	59
Orlando, Seminole	58
Bellview, Escambia	58
Okahumpka, Lake	57
University Of Tampa, Hillsborough	57
Walnut Hill, Escambia	56
Lake Suzy, Desoto	56
Singer Island, Palm Beach	56
Green Acres, Palm Beach	55
Miromar Lakes, Lee	55
Highland City, Polk	55
Ona, Hardee	55
Enterprise, Volusia	54
Miami, Broward	54
Heathrow, Seminole	54
Missing, Santa Rosa	54
Town N Country, Hillsborough	52
Naranja, Dade	52

COVID-19: characteristics of 2,232,820 Florida resident cases

Data through May 10, 2021 verified as of May 11, 2021 at 09:25 AM

Data in this report are provisional and subject to change.

The table below includes the cities and counties of residence for cases in Florida residents based on the patient's ZIP Code.

Note that city is not always received as part of the initial notification and may be missing while the case is being investigated.

City and county	Cases
Stetson University, Volusia	52
Orlando, Dade	52
Aloma, Orange	52
Salt Springs, Marion	51
Palm Beach Shores, Palm Beach	51
Intercession City, Osceola	50
Waverly, Polk	50
Terra Ceia, Manatee	50
Bayonet Point, Pasco	48
Florida International Univ, Dade	48
Missing, Broward	47
Cinco Bayou, Okaloosa	47
Eaton Park, Polk	47
Kenansville, Osceola	46
Florence Villa, Polk	46
Missing, Hillsborough	46
Ebro, Washington	45
Miami Shores, Dade	45
Village Wellington, Palm Beach	45
Orlando, Osceola	45
Key Colony Beach, Monroe	45
Sewalls Point, Martin	44
Manalapan, Palm Beach	43
Lacoochee, Pasco	43
Gulf Breeze, Escambia	43
Lakeshore, Polk	42
Village Of Wellington, Palm Beach	42
Ridge Manor, Pasco	42
North Bay Village, Dade	42
Bradley, Polk	41
Cortez, Manatee	41
Bayshore Gardens, Manatee	41
Sugarloaf Key, Monroe	41
Missing, Seminole	41
Bonaventure, Broward	40
Poinciana, Osceola	40
Saint Johns, Duval	40
Pine Hills, Orange	40
Hialeah Gardens, Dade	39
Davenport, Osceola	39
Westlake, Palm Beach	39
Univ Of FI Student Dorms, Alachua	39
Pasadena, Pinellas	38
Florida A And M University, Leon	38
Jupiter, Martin	38
Ponte Vedra, Duval	38
Highland Beach, Palm Beach	37
Lealman, Pinellas	37
Bay Pines, Pinellas	37
Orlando, Volusia	37
Eloise, Polk	37
Orlando, Broward	37
Lulu, Columbia	36
Homeland, Polk	36
Tice, Lee	36
Palm Shores, Brevard	35
Venus, Highlands	35
Orlando, Polk	34
Indian Lake Estates, Polk	34

COVID-19: characteristics of 2,232,820 Florida resident cases

Data through May 10, 2021 verified as of May 11, 2021 at 09:25 AM

Data in this report are provisional and subject to change.

The table below includes the cities and counties of residence for cases in Florida residents based on the patient's ZIP Code.

Note that city is not always received as part of the initial notification and may be missing while the case is being investigated.

City and county	Cases
Hallandle Beach, Broward	34
Flemington, Marion	34
Siesta Key, Sarasota	34
City Of Westlake, Palm Beach	34
Sydney, Hillsborough	33
Dowling Park, Suwannee	33
Mcintosh, Marion	32
Homosassa Springs, Citrus	32
Alturas, Polk	32
Wekiva Springs, Seminole	32
Kinard, Calhoun	32
Little Torch Key, Monroe	32
Bagdad, Santa Rosa	32
Nocatee, Desoto	31
Pine Castle, Orange	31
South Palm Beach, Palm Beach	31
Westchase, Hillsborough	30
Saint Marks, Wakulla	30
Palmdale, Glades	30
Penney Farms, Clay	30
Chokoloskee, Collier	29
Bonita Springs, Collier	29
Archer, Levy	29
Pembroke Park, Broward	29
Missing, Manatee	29
Missing, Citrus	28
Tangerine, Orange	28
Horseshoe Beach, Dixie	28
Sparr, Marion	28
Caryville, Holmes	27
Florida State, Leon	27
Balm, Hillsborough	27
New Smyrna, Volusia	27
Fort Lauderdale, Dade	26
Orlando, Hillsborough	26
Earleton, Alachua	26
Orange Lake, Marion	26
Labelle, Glades	26
Paxton, Walton	26
Redington Shores, Pinellas	26
Long Key, Monroe	26
Missing, Indian River	26
Hawthorne, Putnam	25
South Miami Heights, Dade	25
Pensacola Beach, Santa Rosa	25
Yankeetown, Levy	25
Missing, Brevard	25
Tioga, Alachua	25
Missing, Monroe	25
Missing, Escambia	25
Goulds, Dade	24
Santa Fe, Alachua	24
Union Park, Orange	24
Wabasso, Indian River	24
Boca Raton, Broward	24
Loughman, Polk	24
Bostwick, Putnam	24
La Crosse, Alachua	23
Mango, Hillsborough	22

COVID-19: characteristics of 2,232,820 Florida resident cases

Data through May 10, 2021 verified as of May 11, 2021 at 09:25 AM

Data in this report are provisional and subject to change.

The table below includes the cities and counties of residence for cases in Florida residents based on the patient's ZIP Code.

Note that city is not always received as part of the initial notification and may be missing while the case is being investigated.

City and county	Cases
Kissimmee, Orange	22
Buckingham, Lee	22
Laud-By-The-Sea, Broward	22
Missing, Okaloosa	22
Champions Gate, Polk	22
Florida Dept Of Corrections, Union	22
Wausau, Washington	22
Plymouth, Orange	22
Citrus Ridge, Indian River	22
Crystal Springs, Pasco	22
Branford, Lafayette	22
Mexico Beach, Gulf	22
Florida International University, Dade	22
Sun City, Hillsborough	21
Perdido Key, Escambia	21
Everglades City, Collier	21
Fort Ogden, Desoto	21
Bonifay, Washington	21
Ramrod Key, Monroe	21
Lake Como, Putnam	21
Parker, Bay	21
Candler, Marion	20
Golden Oak, Orange	20
Hollywood, Dade	20
Jensen Beach, St. Lucie	20
Lowell, Marion	20
Missing, Collier	20
Brooksville, Pasco	20
Trenton, Levy	20
Indian River Shores, Indian River	20
Goodland, Collier	20
Babcock Ranch, Lee	19
High Springs, Gilchrist	19
Maxville, Duval	19
Nalcrest, Polk	19
Miami, Unknown	19
Lake Buena Vista, Orange	19
Orlando, Palm Beach	19
Wildlight, Nassau	19
Forest City, Orange	18
Johns Pass Village, Pinellas	18
West Panama City Beach, Bay	18
Belleair Bluffs, Pinellas	18
Florida State Univ Admin, Leon	18
Babcock Ranch, Charlotte	18
Lakewood Ranch, Sarasota	18
Tallevast, Manatee	18
Hillsboro Beach, Broward	18
Gulf Stream, Palm Beach	18
Nichols, Polk	18
Mount Dora, Orange	18
Webster, Hernando	18
Missing, Bay	17
Missing, Martin	17
Braden River, Manatee	17
Shady Hills, Pasco	17
Hutchinson Island, St. Lucie	17
Miami Gardens, Broward	17
Lake Monroe, Seminole	17

COVID-19: characteristics of 2,232,820 Florida resident cases

Data through May 10, 2021 verified as of May 11, 2021 at 09:25 AM

Data in this report are provisional and subject to change.

The table below includes the cities and counties of residence for cases in Florida residents based on the patient's ZIP Code.

Note that city is not always received as part of the initial notification and may be missing while the case is being investigated.

City and county	Cases
Graceville, Holmes	17
Hialeah, Broward	17
Daytona Beach Shores, Volusia	17
Deer Island, Lake	17
Trilby, Pasco	17
Wewahitchka, Calhoun	16
Lake City, Suwannee	16
Woodville, Leon	16
Otter Creek, Levy	16
Watersound, Walton	16
Gulf Hammock, Levy	16
Hernando Beach, Hernando	16
White Springs, Columbia	16
Graham, Bradford	16
Suwannee, Dixie	16
Dade City, Hernando	15
Village Of Palmetto Bay, Dade	15
Indian Creek Village, Dade	15
Eau Gallie, Brevard	15
Saint Lucie West, St. Lucie	15
Orlando, Lake	15
Orlando, Pinellas	15
Winter Garden, Lake	15
Murdock, Charlotte	14
Choctaw Beach, Okaloosa	14
Copeland, Collier	14
Los Angeles, Dade	14
Wahneta, Polk	14
Durant, Hillsborough	14
Laurel Hill, Walton	14
Virginia Gardens, Dade	14
Mount Plymouth, Lake	13
Holder, Citrus	13
Elfers, Pasco	13
Roseland, Indian River	13
Gonzalez, Escambia	13
Kingsley Lake, Bradford	13
Steinhatchee, Dixie	13
Grandin, Putnam	13
Long Boat Key, Manatee	13
Orlando, Brevard	13
Saint George Island, Franklin	13
Unknown, Dade	13
Alys Beach, Bay	13
Fort Charlotte, Charlotte	13
East Lake, Marion	12
Redington Beach, Pinellas	12
Goldenrod, Seminole	12
Captiva, Lee	12
Naples, Lee	12
Umatilla, Marion	12
Pensacola Beach, Escambia	12
Rosemary Beach, Walton	12
Leisure City, Dade	12
Citrus Hills, Citrus	12
Fanning Springs, Gilchrist	12
Missing, Putnam	12
Greenville, Taylor	11
Day, Lafayette	11

COVID-19: characteristics of 2,232,820 Florida resident cases

Data through May 10, 2021 verified as of May 11, 2021 at 09:25 AM

Data in this report are provisional and subject to change.

The table below includes the cities and counties of residence for cases in Florida residents based on the patient's ZIP Code.

Note that city is not always received as part of the initial notification and may be missing while the case is being investigated.

City and county	Cases
Cypress, Jackson	11
Deerfield Beach, Palm Beach	11
Missing, Polk	11
Missing, Sarasota	11
Sea Ranch Lakes, Broward	11
Gibsonia, Polk	11
Innovation, Pasco	10
Telogia, Liberty	10
Missing, Taylor	10
University Park, Manatee	10
Worthington Springs, Union	10
Haines Creek, Lake	10
Forest City, Seminole	10
Missing, Nassau	10
Ozona, Pinellas	10
Rubonia, Manatee	10
Seacrest, Walton	10
Briny Breezes, Palm Beach	10
Basinger, Okeechobee	10
Perrine, Dade	10
Orlando, Leon	10
Orlando, Duval	10
Saint Augustine, Duval	9
West Delray Beach, Palm Beach	9
Grant Valkaria, Brevard	9
High Springs, Columbia	9
Nobleton, Hernando	9
Ybor City, Hillsborough	9
Lloyd, Jefferson	9
Lamont, Madison	9
Pine Ridge, Citrus	9
Beverly Beach, Flagler	9
Saint Augustine Beach, St. Johns	9
Putnam Hall, Putnam	9
Ferndale, Lake	9
Scottsmoor, Brevard	9
Palma Sola, Manatee	9
Cottdale, Washington	9
Barberville, Volusia	9
Jerome, Collier	8
Ponce De Leon, Walton	8
Missing, Clay	8
Fairfield, Marion	8
Cross Creek, Alachua	8
Indian Shores, Pinellas	8
Missing, Jackson	8
Quail Heights, Dade	8
Palm City, St. Lucie	8
Seybold, Dade	8
White City, Gulf	8
Keystone Heights, Bradford	8
Anastasia Island, St. Johns	8
Salem, Taylor	8
Oneco, Manatee	8
Orange Springs, Marion	8
Weirsdale, Lake	8
Evinston, Alachua	8
Inglis, Citrus	7
Fernandina, Nassau	7

COVID-19: characteristics of 2,232,820 Florida resident cases

Data through May 10, 2021 verified as of May 11, 2021 at 09:25 AM

Data in this report are provisional and subject to change.

The table below includes the cities and counties of residence for cases in Florida residents based on the patient's ZIP Code.

Note that city is not always received as part of the initial notification and may be missing while the case is being investigated.

City and county	Cases
East Rockland Key, Monroe	7
Missing, Flagler	7
Orange Park, Duval	7
Port Saint John, Brevard	7
Orlando, Pasco	7
Longboat Key, Sarasota	7
Morriston, Marion	7
Switzerland, St. Johns	7
Maitland, Volusia	7
Aripeka, Pasco	7
Valkaria, Brevard	7
River Ranch, Polk	7
Niceville, Walton	7
Okeechobee, Glades	7
Orlando, Alachua	7
Punta Gorda, Lee	6
Deland, Lake	6
Holt, Santa Rosa	6
Inlet Beach, Bay	6
Missing, Leon	6
Orlando, Flagler	6
Orlando, Marion	6
Oklawaha, Marion	6
Shady Grove, Taylor	6
Sunny Hills, Washington	6
Missing, Walton	6
Labelle, Lee	6
Port Salerno, Martin	6
Ridge Manor Estates, Sumter	6
Winter Park, Polk	6
Winderemere, Orange	6
Maitland, Hillsborough	6
Lake Worth, Broward	6
Grove City, Charlotte	6
Bruce, Holmes	6
Coco River, Collier	6
Eglin, Okaloosa	6
Missing, Osceola	6
Miramar, Dade	6
Duck Key, Monroe	6
Newberry, Gilchrist	6
San Carlos Park, Lee	6
Miccosukee, Leon	6
Glenwood, Volusia	6
Clarcona, Orange	6
Orchid, Indian River	6
Point Washington, Walton	6
Mayport Naval Station, Duval	6
Lake Butler, Bradford	6
Maitland, Osceola	6
Missing, Unknown	6
Bradenton, Sarasota	6
Ocoee, Lake	6
Okeechobee, Martin	5
Orlando, Manatee	5
Pompano Beach, Palm Beach	5
Passport, Unknown	5
Wakulla Springs, Wakulla	5
Cypress Gardens, Polk	5

COVID-19: characteristics of 2,232,820 Florida resident cases

Data through May 10, 2021 verified as of May 11, 2021 at 09:25 AM

Data in this report are provisional and subject to change.

The table below includes the cities and counties of residence for cases in Florida residents based on the patient's ZIP Code.

Note that city is not always received as part of the initial notification and may be missing while the case is being investigated.

City and county	Cases
Island Grove, Alachua	5
Missing, Alachua	5
Delray Beach, Broward	5
Alys Beach, Walton	5
Seacrest, Bay	5
Williston, Marion	5
Okeechobee, Osceola	5
Cape Haze, Charlotte	5
Bayou George, Bay	5
Boynton Beach, Broward	5
Fort Lauderdale, Palm Beach	5
Jacksonville Naval Air Station, Duval	5
Ebro, Bay	5
Highland Park, Polk	5
Los Angeles, Broward	5
Westchester, Dade	5
Mid Florida, Seminole	5
Ocean Breeze, Martin	5
Missing, Highlands	5
Missing, Columbia	5
Milton, Escambia	5
Missing, Hernando	5
Jacksonville, Clay	5
Greenville, Jefferson	5
Mayport, Duval	5
Clermont, Polk	5
Pass, Unknown	5
Stuart, St. Lucie	5
Miami, Palm Beach	5
Lake Geneva, Clay	5
Loxahatchee Groves, Palm Beach	4
Live Oak, Madison	4
West Bradenton, Manatee	4
Marina Del Rey, Dade	4
Lake Harbor, Palm Beach	4
Glen Ridge, Palm Beach	4
Coconut Creek, Palm Beach	4
Orem, Palm Beach	4
Melrose, Bradford	4
Jacksonville, Dade	4
Arcadia, Hillsborough	4
Branford, Gilchrist	4
Clewiston, Palm Beach	4
Conch Key, Monroe	4
North Fort Myers, Charlotte	4
Sharpes, Brevard	4
Sugarloaf, Monroe	4
Wacissa, Jefferson	4
Lamont, Taylor	4
Lazy Lake, Broward	4
Sandestin, Walton	4
Pompano Beach, Dade	4
Bella Collina, Lake	4
Bonnie, Dade	4
El Jobean, Charlotte	4
Marathon Shores, Monroe	4
Hinsdale, Manatee	4
Jonesville, Alachua	4
International Service Center, Dade	4

COVID-19: characteristics of 2,232,820 Florida resident cases

Data through May 10, 2021 verified as of May 11, 2021 at 09:25 AM

Data in this report are provisional and subject to change.

The table below includes the cities and counties of residence for cases in Florida residents based on the patient's ZIP Code.

Note that city is not always received as part of the initial notification and may be missing while the case is being investigated.

City and county	Cases
Indian Rock Beach, Pinellas	4
Cape San Blas, Gulf	4
Bowling Green, Polk	4
Plantation Key, Monroe	4
North Miami Beach, Broward	4
Monticello, Madison	3
Samoset, Manatee	3
Vernon, Bay	3
Apopka, Lake	3
Crestview, Walton	3
Cross Key, Monroe	3
Fernandina Beach, Duval	3
Fpo, Duval	3
Green Cove Springs, Duval	3
Mayport Naval Housing, Duval	3
Julington Creek, St. Johns	3
Jupiter Island, Martin	3
Kathleen, Pasco	3
Marco Island, Lee	3
Mims, Volusia	3
Miami Beach, Unknown	3
Missing, Washington	3
Ocean Reef Club, Monroe	3
Alford, Washington	3
Altamonte Springs, Orange	3
Port St. Lucie, St. Lucie	3
Orlando, Escambia	3
Pass-A-Grille, Pinellas	3
Winter Park, Volusia	3
Vero Beach, St. Lucie	3
Land O Lakes, Hillsborough	3
Lady Lake, Marion	3
Homeless, Hillsborough	3
Jacksonville , Duval	3
Brooklyn, Broward	3
Ft Pierce, St. Lucie	3
Westville, Walton	3
Milligan, Okaloosa	3
Orlo Vista, Orange	3
Pembroke Lakes, Broward	3
Sorrento, Orange	3
Stuart, Palm Beach	3
University Of Central Fl, Hillsborough	3
Coraopolis, Citrus	3
Champions Gate, Osceola	3
Chicago, Lee	3
Bristol, Calhoun	3
Aventura, Broward	3
Jacksonville, Alachua	3
Marina Del Rey, Broward	3
Inverness, Polk	3
Pass, Dade	3
Vero Beach, Brevard	3
Pp, Dade	3
Woodside, Broward	3
Wimauma, Manatee	3
Brewton, Escambia	3
Apopka, Broward	3
Lanark Village, Franklin	3

COVID-19: characteristics of 2,232,820 Florida resident cases

Data through May 10, 2021 verified as of May 11, 2021 at 09:25 AM

Data in this report are provisional and subject to change.

The table below includes the cities and counties of residence for cases in Florida residents based on the patient's ZIP Code.

Note that city is not always received as part of the initial notification and may be missing while the case is being investigated.

City and county	Cases
Maitland, Polk	3
Miami Shores, Broward	3
Pineland, Lee	3
Tampa Palms, Hillsborough	3
Tampa, Pinellas	3
Tarpon Springs, Pasco	3
Winter Garden, Seminole	3
Clermont, Orange	3
Ludlam, Dade	3
Laurel, Sarasota	3
West Palm Beach, Broward	3
Wildwood, Marion	3
Village Of Golf, Palm Beach	3
Palm Coast, Volusia	3
Port Saint Lucie, Martin	3
Saint Augusaintine Beach, St. Johns	3
Saint Petersburg, Hillsborough	3
Lynbrook, Broward	3
Loxahatchee, Broward	3
Miami, Orange	3
Lakeland, Hillsborough	3
Lake City, Duval	3
Immokalee, Lee	3
Hallandale Beach, Dade	3
Bradington, Manatee	3
Blountstown, Liberty	3
Blountstown, Jackson	2
Alligator Point, Franklin	2
Crawfordville, Leon	2
Eatonville, Lake	2
Lawtey, Union	2
Miami, Hillsborough	2
Lutz, Pinellas	2
Lehigh Acres, Dade	2
Los Angeles, Okaloosa	2
Louisville, Manatee	2
Phoenix, Lake	2
Orlando, Unknown	2
Opa Locka, Broward	2
None, Dade	2
Navarre, Okaloosa	2
Mount Pleasant, Gadsden	2
University Of Central Florida, Brevard	2
Seven Springs, Pasco	2
West Villages, Sarasota	2
Upper Key Largo, Monroe	2
Zellwood, Lake	2
Lecanto, Marion	2
Lake Helen, Orange	2
Maitland, Leon	2
Melrose, Alachua	2
Fort Pierce, Martin	2
Fort Myers, Collier	2
Doctors Inlet, Clay	2
Bronx, Seminole	2
Bonifay, Jackson	2
Bonnie, Duval	2
Bonnie, Sarasota	2
West Palm Beach, Dade	2

COVID-19: characteristics of 2,232,820 Florida resident cases

Data through May 10, 2021 verified as of May 11, 2021 at 09:25 AM

Data in this report are provisional and subject to change.

The table below includes the cities and counties of residence for cases in Florida residents based on the patient's ZIP Code.

Note that city is not always received as part of the initial notification and may be missing while the case is being investigated.

City and county	Cases
Weston, Dade	2
Winter Park, Leon	2
Orlando, Charlotte	2
Palm Springs North, Dade	2
Redland, Dade	2
St John, Broward	2
Olustee, Baker	2
Orlando, Santa Rosa	2
Maitland, Lake	2
Killarney, Orange	2
Jan Phyl Village, Polk	2
Hialeah Lakes, Dade	2
Hialeah, Orange	2
Moore Haven, Hendry	2
Naples, Broward	2
Cassadaga, Volusia	2
Fort Walton Beach, Walton	2
Duke Field Air Force Station, Okaloosa	2
Dunnellon, Levy	2
Yalhala, Lake	2
Pp, Unknown	2
Provo, Broward	2
University Of Central Florida, Palm Beach	2
University Of Central Florida, Pinellas	2
Sumatra, Liberty	2
Pensacola, Santa Rosa	2
West Point, Lee	2
University Of Central Florida, Broward	2
Saint Teresa, Wakulla	2
Miamt, Dade	2
North Miami, Broward	2
Orlando, Okaloosa	2
Knoxville, Escambia	2
Maitland, Pasco	2
Homeless, Dade	2
Florida Power & Light Co, Dade	2
Amelia City, Nassau	2
Alligator Point, Wakulla	2
Chipley, Jackson	2
Melrose, Clay	2
Longview, Dade	2
Kissimmee, Unknown	2
Jacksonville Naval Hospital, Duval	2
Hosford, Calhoun	2
Dfafs, Okaloosa	2
Wauchula, Desoto	2
Yeehaw, Okeechobee	2
Tampa, Hernando	2
Sebring, Desoto	2
Saint Lucie Village, St. Lucie	2
Noma, Holmes	2
Ormond Beach, Flagler	2
Pembroke Pines, Dade	2
Northport, Sarasota	2
Sutton, Pasco	2
Saint Marys, Nassau	2
Port Saint Lucie, Palm Beach	2
Red Bay, Holmes	2
Woodstock, Lee	2

COVID-19: characteristics of 2,232,820 Florida resident cases

Data through May 10, 2021 verified as of May 11, 2021 at 09:25 AM

Data in this report are provisional and subject to change.

The table below includes the cities and counties of residence for cases in Florida residents based on the patient's ZIP Code.

Note that city is not always received as part of the initial notification and may be missing while the case is being investigated.

City and county	Cases
Windermere, Lake	2
West Lafayette, Broward	2
Tequesta, Martin	2
Fort Lauderdale, Alachua	2
Bay Harbor Islands, Unknown	2
Alachua, Duval	2
Carl Fisher, Dade	2
Cross City, Taylor	2
Inwood, Broward	2
Jupiter, Dade	2
Micanopy, Marion	2
Union, Manatee	2
University Of Central Fl, Seminole	2
Venice, Dade	2
Winter Springs, Orange	2
Windermere, Hillsborough	2
Pompano Beach, Osceola	2
Port Charlotte, Lee	2
Sand Lake, Orange	2
Swansea, Lee	2
At Large, Broward	2
Boys Ranch, Suwannee	2
Eatonville, Polk	2
Okeechobee, Highlands	2
New Port Richey, Hillsborough	2
Miami, Martin	2
Long Beach, Orange	2
Labelle, Collier	2
Jena, Taylor	2
Fort Pierce, Brevard	2
Marysville, Dade	2
Lake Clarke Shores, Palm Beach	2
Fl State Univ Student, Leon	2
Defuniak Springs, Okaloosa	2
Cibolo, Orange	2
Claysville, Hernando	2
Crescent Beach, Sarasota	2
Callahan, Duval	2
Tampa, Broward	2
Tarpon Springs, Hillsborough	2
Port Canaveral, Brevard	2
South Miami, Broward	2
Monument, Broward	2
Orlando, St. Lucie	2
Orlando, Walton	1
Oviedo, Lake	1
Orlando, St. Johns	1
Ocala, Duval	1
Orem, Dade	1
Orlando, Citrus	1
Orlando, Collier	1
Orlando, Hernando	1
Morrisville, Palm Beach	1
Myrtle Beach, Broward	1
Nashville, Palm Beach	1
North Brunswick, St. Lucie	1
North Grafton, Dade	1
Notrealville, Polk	1
St Cloud, Orange	1

COVID-19: characteristics of 2,232,820 Florida resident cases

Data through May 10, 2021 verified as of May 11, 2021 at 09:25 AM

Data in this report are provisional and subject to change.

The table below includes the cities and counties of residence for cases in Florida residents based on the patient's ZIP Code.

Note that city is not always received as part of the initial notification and may be missing while the case is being investigated.

City and county	Cases
St Helena Is, Dade	1
Rye, Palm Beach	1
Saint Petersburg, Bay	1
Plantation, Leon	1
Pooler, Broward	1
Pensacola, Dade	1
Panomo City, Bay	1
Parrish, Sarasota	1
Ridgewood, Lee	1
Roayl Palm Beach, Palm Beach	1
Roseville, Broward	1
Punta Gorda, Sarasota	1
Putnam, Putnam	1
Tinley Park, Manatee	1
Twentynine Palms, Broward	1
Vernon, Walton	1
Unknown, Manatee	1
Venezuela, Unknown	1
Waukesha, Volusia	1
Whippany, Volusia	1
Wilmington, Charlotte	1
Windermere, Alachua	1
Winfield, Hillsborough	1
Winter Garden, Unknown	1
Winter Park, Brevard	1
Xifamk, Dade	1
Buffalo, Dade	1
Canton, Duval	1
Brunswick, Polk	1
Bryceville, Duval	1
Bradentom, Manatee	1
Bradenton, Lee	1
Boca Raton, Dade	1
Boca Raton, Madison	1
Bogota, Unknown	1
Bal Harbour, Broward	1
Atlanta, Walton	1
Attalla, Broward	1
Auburn, Palm Beach	1
Autaugaville, Broward	1
Apopka, Volusia	1
Alachua, Suwannee	1
Alafaya, Broward	1
Alafaya, Pinellas	1
Crestview, Broward	1
Clearwater, Leon	1
Charlotte, Alachua	1
Crystal River, Marion	1
Dade City, Unknown	1
Dalecity, Okaloosa	1
Daytona Beach, Orange	1
Deerfield Beach, Polk	1
Dona Vista, Lake	1
East Setauket, Palm Beach	1
El Dorado, Palm Beach	1
Fayetteville, Broward	1
Fellsmere, Brevard	1
Florida City, Unknown	1
Fort Lauderdale, Collier	1

COVID-19: characteristics of 2,232,820 Florida resident cases

Data through May 10, 2021 verified as of May 11, 2021 at 09:25 AM

Data in this report are provisional and subject to change.

The table below includes the cities and counties of residence for cases in Florida residents based on the patient's ZIP Code.

Note that city is not always received as part of the initial notification and may be missing while the case is being investigated.

City and county	Cases
Fort Myers, Alachua	1
Fleming Island, Duval	1
Glen Saint Mary, Duval	1
Golf, Palm Beach	1
Gainesville, Levy	1
Greensboro, Leon	1
Great Neck, Dade	1
Jacksonville, Baker	1
Jacksonville, Marion	1
Jupiter Inlet, Palm Beach	1
Holiday, Hillsborough	1
Immokalee, Walton	1
Lake Forest, Collier	1
Key West, Palm Beach	1
Kilgore, Dade	1
Land O Lakes, Unknown	1
Lawton, Okaloosa	1
Levittown, Palm Beach	1
Lima, Manatee	1
Lima, Volusia	1
Macclenny, Dixie	1
Madison, Jefferson	1
Maitland, Collier	1
Merrick, Palm Beach	1
Metter, Manatee	1
Miami, Osceola	1
Miamiardens, Unknown	1
Miamksaohes, Dade	1
Mokena, Lee	1
Indianapolis, Lee	1
Jupiter, Pinellas	1
Kansas City, Palm Beach	1
Los Angeles, Orange	1
Maitland, Palm Beach	1
Lake In The Hills, Broward	1
Litchfield Park, Monroe	1
Littleton, St. Johns	1
Milford, Bay	1
Milford, Unknown	1
Marianna, Leon	1
Marianna, Washington	1
Mary Esther, Hillsborough	1
Melbourne, Volusia	1
Mattoon, Lee	1
Newaygo, Charlotte	1
North Port, Charlotte	1
Opa Locka, Orange	1
Missing, Franklin	1
Na, Dade	1
Naples, Unknown	1
New Canaan, Dade	1
Eureka, Flagler	1
Evansville, Citrus	1
Denton, Broward	1
Destin, Bay	1
Dpo, Dade	1
Crescent City, Marion	1
Commerce Township, Manatee	1
Crawfordville, Alachua	1

COVID-19: characteristics of 2,232,820 Florida resident cases

Data through May 10, 2021 verified as of May 11, 2021 at 09:25 AM

Data in this report are provisional and subject to change.

The table below includes the cities and counties of residence for cases in Florida residents based on the patient's ZIP Code.

Note that city is not always received as part of the initial notification and may be missing while the case is being investigated.

City and county	Cases
Fort Lauderdale, Lee	1
Fort Myers, Polk	1
Fort Worth, Broward	1
Franklin, Orange	1
Frostproof, Highlands	1
Gainesville, Palm Beach	1
Gainesville, Santa Rosa	1
Glens Falls, Broward	1
Gwynn Oak, Polk	1
Brewster, Palm Beach	1
Brownsville, Escambia	1
Bryant, Palm Beach	1
Bonnie, St. Johns	1
Clearwater, Hillsborough	1
Coal City, Pasco	1
Celebration, Orange	1
Chicago, Broward	1
Austin, Dade	1
Apo, Collier	1
Big Torch Key, Monroe	1
Black, Holmes	1
Boca Raton, Lee	1
8852 Teacher Ln, Pasco	1
Addison, Pasco	1
Apopka, Citrus	1
Apopka, Hillsborough	1
Arabi, Orange	1
Tampa, Citrus	1
Tampa, Duval	1
Surfside Beach, Orange	1
Sun City Center, Lee	1
Temple, Palm Beach	1
Unknown, Duval	1
Upland, Manatee	1
Valrico, Polk	1
Saint Charles, Orange	1
Saint Petersburg, Duval	1
Saint Petersburg, Manatee	1
St Peterburg, Orange	1
Staten Island, Broward	1
Stiamk, Dade	1
Summerdale, Escambia	1
Scottsdale, Brevard	1
Scottsdale, Palm Beach	1
Pittsburgh, Alachua	1
Playa Del Rey, Palm Beach	1
Plymouth, Pasco	1
Port Saint Lucie, Marion	1
Roswell, Bay	1
Royal Palm, Palm Beach	1
Ruskin, Dade	1
Ruskin, Manatee	1
Pensacola Naval Hospital, Escambia	1
Oviedo, Orange	1
Pace, Escambia	1
Painted Post, Pasco	1
Palatka, Marion	1
Winnetka, Dade	1
Winter Garden, Osceola	1

COVID-19: characteristics of 2,232,820 Florida resident cases

Data through May 10, 2021 verified as of May 11, 2021 at 09:25 AM

Data in this report are provisional and subject to change.

The table below includes the cities and counties of residence for cases in Florida residents based on the patient's ZIP Code.

Note that city is not always received as part of the initial notification and may be missing while the case is being investigated.

City and county	Cases
Winter Haven, Leon	1
Winter Haven, Osceola	1
Winter Park, Duval	1
Winter Park, Palm Beach	1
Winter Springs, Polk	1
Youngstown, Washington	1
West Hollywood, Broward	1
Wabasha, Clay	1
Wakefield, Broward	1
Waverly, Duval	1
Wekiwa Springs, Orange	1
Wildwood, Lee	1
Willington, Lee	1
Mckinney, Broward	1
Miamc, Dade	1
Matawan, Palm Beach	1
Milford, Lee	1
Missing, Levy	1
Missing, Okeechobee	1
Monroe Township, Palm Beach	1
Monroe, Lee	1
Moore Haven, Okeechobee	1
Lake Butler, Alachua	1
Ldhl, Broward	1
Las Vegas, Palm Beach	1
Longwood, Volusia	1
Leesburg, Seminole	1
Lincoln, St. Lucie	1
Little Neck, Lee	1
Jupiter, St. Lucie	1
Kenilworth, Leon	1
Irvine, Marion	1
Istachatta, Hernando	1
Jacksonville, Orange	1
Jefferson, Dade	1
Jonesboro, Leon	1
Key West, Duval	1
Keys West, Unknown	1
Kingsland, Nassau	1
Knoxville, Bay	1
Homeless, Monroe	1
Homeless, Pinellas	1
Howell, Dade	1
Hudson, Hernando	1
Hoclywsod, Dade	1
Holiday, Pinellas	1
Intrcsion Cty, Osceola	1
Inverness, Marion	1
Indian Rocks Beach, Duval	1
Indiantown, Palm Beach	1
Inglewood, Sarasota	1
Dallas, Hernando	1
Dearborn, Broward	1
Deer Park, Dade	1
Deerfield, Dade	1
DeLand, Seminole	1
Carmel, Orange	1
Cedar Springs, Hernando	1
Caracas, Dade	1

COVID-19: characteristics of 2,232,820 Florida resident cases

Data through May 10, 2021 verified as of May 11, 2021 at 09:25 AM

Data in this report are provisional and subject to change.

The table below includes the cities and counties of residence for cases in Florida residents based on the patient's ZIP Code.

Note that city is not always received as part of the initial notification and may be missing while the case is being investigated.

City and county	Cases
Alpharetta, Broward	1
O, Manatee	1
Acworth, Okaloosa	1
Apopka, Clay	1
Asheville, Highlands	1
Astoria, Broward	1
Atmore, Escambia	1
Bartow, Hardee	1
Bel Air, Collier	1
Berryton, Palm Beach	1
Brooklyn, Dade	1
Brooklyn, Lee	1
Bonnie, Broward	1
Boston, Broward	1
Fort Lauderdale, Leon	1
Fort Myers, Sarasota	1
Fort Pierce, Palm Beach	1
Fort White, Clay	1
Erie, Monroe	1
Fisher Island, Unknown	1
Dayton, Lake	1
Daytona Beach, Pinellas	1
East Palatka, Hillsborough	1
Eastpoint, Leon	1
Deltona, Seminole	1
Doral, Unknown	1
Downingtown, Broward	1
Downingtown, Hillsborough	1
Dpo, Santa Rosa	1
Garden City, Alachua	1
Gaylord, Orange	1
Goodrich, Charlotte	1
Gotcha, Orange	1
Greensburg, Palm Beach	1
Harpers Ferry, Palm Beach	1
Haines City, Osceola	1
Hernando, Marion	1
Hialeah, Collier	1
Helen, Bay	1
Topsham, Manatee	1
Town Of Nocatee, St. Johns	1
Troy, Manatee	1
Unkn, Duval	1
Sunbright, Palm Beach	1
Venetian Islands, Dade	1
West Yarmouth, St. Lucie	1
West Aplm Beach, Palm Beach	1
Waipahu, Santa Rosa	1
Ward, Polk	1
Wellborn, Columbia	1
Winter Garden, Duval	1
Woodbine, Nassau	1
Yulee, St. Johns	1
Zephyrhills, Hillsborough	1
Rileyville, Flagler	1
Prattville, Hillsborough	1
Prestonsburg, Bay	1
Quincy, Jackson	1
Rapid City, Broward	1

COVID-19: characteristics of 2,232,820 Florida resident cases

Data through May 10, 2021 verified as of May 11, 2021 at 09:25 AM

Data in this report are provisional and subject to change.

The table below includes the cities and counties of residence for cases in Florida residents based on the patient's ZIP Code.

Note that city is not always received as part of the initial notification and may be missing while the case is being investigated.

City and county	Cases
Saint Joseph, Volusia	1
Russellville, Bay	1
Sagamore Beach, Charlotte	1
Saint Augustine, Broward	1
Saint Cloud, Palm Beach	1
Sweetwater, Manatee	1
Syracuse, Polk	1
Tallahassee, Dade	1
Tamarac, Dade	1
Tavares, Orange	1
Suitland, Volusia	1
San Antonio, Orange	1
Seminole, Leon	1
Shirley, Flagler	1
Oakland, Lee	1
North Palm Beach, Orange	1
Oldsmar, Hillsborough	1
Olean, Alachua	1
Myakka City, Sarasota	1
New Middletown, Hillsborough	1
New Port Richey, Pinellas	1
Newberry, Marion	1
Newtown, Lake	1
Petersburg, Manatee	1
Piasa, Putnam	1
Palmetto, Pasco	1
Parma, Manatee	1
Pass-A-Grille Beach, Pinellas	1
Other, Dade	1
Palmetto Bay, Palm Beach	1
Pembroke Pines, Orange	1
Pensacola, Sumter	1
Perth Amboy, Hillsborough	1
Powell, Lee	1
Randolph, Orange	1
Rivera Beach, Palm Beach	1
Paducah, Manatee	1
Orlando, Jackson	1
Orlando, Lee	1
Panama City, Unknown	1
Oldsrav, Manatee	1
Ocala, Citrus	1
Ocoee, Unknown	1
Odessa, Dade	1
Newberry, Levy	1
New Vernon, Palm Beach	1
Saint Augustine, Flagler	1
Port Orange, Brevard	1
Seffenner, Hillsborough	1
Seminole, Lee	1
Sanford, Orange	1
Saint Petersburg, Charlotte	1
Sunrtise, Dade	1
Tallahassee, Madison	1
Tallahassee, Pinellas	1
Summerfield, Unknown	1
Stratford, Broward	1
South Hempstead, Alachua	1
White Plains, Broward	1

COVID-19: characteristics of 2,232,820 Florida resident cases

Data through May 10, 2021 verified as of May 11, 2021 at 09:25 AM

Data in this report are provisional and subject to change.

The table below includes the cities and counties of residence for cases in Florida residents based on the patient's ZIP Code.

Note that city is not always received as part of the initial notification and may be missing while the case is being investigated.

City and county	Cases
Whites Creek, Leon	1
Windermere, Volusia	1
Wtixrat, Dade	1
University Of Central Florida, Lee	1
Trenton, Dixie	1
Toms River, Lee	1
Tourist, Dade	1
Watersound, Bay	1
Vero Beach, Unknown	1
Unk, Duval	1
Ventura, Orange	1
Dover, Lee	1
Davenport, Lake	1
Dayton, Citrus	1
Dayton, Orange	1
Dearborn Heights, Hillsborough	1
Dearborn, Dade	1
Floral, Okaloosa	1
Forestville, Volusia	1
Edgewood, Broward	1
Elkton, Putnam	1
Cincinnati, Dade	1
Chesterfield, Broward	1
Carteret, Polk	1
Connellsville, Highlands	1
Armstrong, St. Johns	1
Atl, Brevard	1
Alva, Escambia	1
Andalusia, Escambia	1
Arcadia, Highlands	1
Baker, Santa Rosa	1
Belleville, Palm Beach	1
Belmont, Santa Rosa	1
Blountstown, Broward	1
Bronson, Alachua	1
Brooker, Alachua	1
Brandon, Pinellas	1
Bradenton, Clay	1
Bonita, Lee	1
Bocaraten, Palm Beach	1
Hudson, Pinellas	1
Hoosick Falls, Broward	1
Indian Rock Beach, Palm Beach	1
Interlachen, Duval	1
Kacksonville, Duval	1
Kechi, Orange	1
Fort Myers, Broward	1
Gainesville, Okaloosa	1
Greenbrier, Bay	1
Greenville, Palm Beach	1
Groveland, Orange	1
Hialeahgardens, Dade	1
Hiram, Leon	1
Kure Beach, Monroe	1
Lakeland, Palm Beach	1
Leesburg, Broward	1
Longwood, Broward	1
Lucedale, St. Lucie	1
Macclenny, Duval	1

COVID-19: characteristics of 2,232,820 Florida resident cases

Data through May 10, 2021 verified as of May 11, 2021 at 09:25 AM

Data in this report are provisional and subject to change.

The table below includes the cities and counties of residence for cases in Florida residents based on the patient's ZIP Code.

Note that city is not always received as part of the initial notification and may be missing while the case is being investigated.

City and county	Cases
Mantua, Broward	1
Jacksonville, Nassau	1
Mexico, Orange	1
Mayaguez, Dade	1
Miami Gardens, Unknown	1
Middletown, Osceola	1
Missing, Gilchrist	1
Nantucket, Palm Beach	1
Monroe, Hillsborough	1
Conifer, Lee	1
Clarksboro, Lee	1
Chipley, Holmes	1
Celebration, Palm Beach	1
Chattanooga, Dade	1
Elbow Lake, Palm Beach	1
Dunellen, Dade	1
Eatonville, Seminole	1
Diamond, Highlands	1
Doral, Broward	1
Cutler Bay, Broward	1
Dale City, Dade	1
Daniel Island, Bay	1
Altamonte, Orange	1
Alva, Collier	1
Amelia Village, Nassau	1
Allentown, Putnam	1
Apple Creek, Citrus	1
Barefoot Beach, Lee	1
Battle Creek, Manatee	1
Avon, Manatee	1
Aventura, Osceola	1
Bryn Mawr, Palm Beach	1
Burkeville, Brevard	1
Camden Wyoming, Duval	1
Casselberry, Orange	1
Boston, Dade	1
Brewster, Volusia	1
Boca Raton,, Palm Beach	1
Bear Grass, Palm Beach	1
Azalea Park, Osceola	1
Fortwalton Beach, Okaloosa	1
Garland, Orange	1
Fort Denaud, Glades	1
Fort Meyers, Lee	1
FI State Lot, Leon	1
Flamingo Lodge, Dade	1
Fairless Hills, Broward	1
Everett, Dade	1
Homer, Escambia	1
Havana, Leon	1
Hialeah, Unknown	1
Hickory, Lee	1
Longwood, Orange	1
Lehigh Cares, Lee	1
Live Oak, Columbia	1
Loganville, Orange	1
Lake Mary, Lake	1
Lansdale, Lake	1
Lapeer, Manatee	1

COVID-19: characteristics of 2,232,820 Florida resident cases

Data through May 10, 2021 verified as of May 11, 2021 at 09:25 AM

Data in this report are provisional and subject to change.

The table below includes the cities and counties of residence for cases in Florida residents based on the patient's ZIP Code.

Note that city is not always received as part of the initial notification and may be missing while the case is being investigated.

City and county	Cases
Jeffersonville, Broward	1
Oviedo, Leon	1
Old Town, Gilchrist	1
Opa Locka, Polk	1
Orem, Sarasota	1
Ocean City, Broward	1
Newtown, Dade	1
Miami, Charlotte	1
Miamii, Dade	1
Miami Garden, Unknown	1
Middleburg, Duval	1
Midland, Osceola	1
Missing, Hamilton	1
Missing, Wakulla	1
Monterey, Broward	1
Mumford, Manatee	1
N/A, Duval	1
Naples, Alachua	1
San Antonio, Dade	1
Sanford, Palm Beach	1
Sebastian, Lake	1
Ridgewood, Broward	1
Riverview, Manatee	1
Rochester, Broward	1
Roseland, Palm Beach	1
Republic, Monroe	1
Richmond, Palm Beach	1
Russellville, Hillsborough	1
Saint Augustine, Okaloosa	1
Ponte Vedra Beach, Orange	1
Port Orange , Volusia	1
Port Saint Lucie, Indian River	1
Porter Ranch, Dade	1
Raiford, Bradford	1
Pompano Beach, Alachua	1
University Of Central FI, Pasco	1
Westerville, Hillsborough	1
Windermere, Okaloosa	1
Winter Garden, Hillsborough	1
Wilton Manors, Dade	1
Wilbur By The Sea, Volusia	1
Willowbrook, Lee	1
Wilmington, Pasco	1
Village Of Palm Springs, Palm Beach	1
Virginia Beach, Alachua	1
Wayne, Palm Beach	1
Webster, Pasco	1
Wekiva Springs, Orange	1
Union City, Bradford	1
Steinhatchee, Alachua	1
Tower Lakes, Lee	1
Tallahassee, Wakulla	1
Tampa, Escambia	1
Tampa, Manatee	1
Tangerine, Lake	1
Woodland Hills, Brevard	1
Youngstown, Calhoun	1
Yulee, Duval	1
Plant City, Hendry	1

COVID-19: characteristics of 2,232,820 Florida resident cases

Data through May 10, 2021 verified as of May 11, 2021 at 09:25 AM

Data in this report are provisional and subject to change.

The table below includes the cities and counties of residence for cases in Florida residents based on the patient's ZIP Code.

Note that city is not always received as part of the initial notification and may be missing while the case is being investigated.

City and county	Cases
Plant City, Pinellas	1
Plantation, Unknown	1
Richmond Heights, Dade	1
Ridge Manor, Hernando	1
Riverview, Pinellas	1
Rochester, Lee	1
Rosemary Beach, Bay	1
Saint Cloud, Orange	1
Ponce, Orange	1
Port Saint Lucie, Duval	1
Pound Ridge, Leon	1
Orlando, Highlands	1
Orem, Nassau	1
Olando, Orange	1
Parlin, Broward	1
Summerville, Dade	1
Tallahassee, Escambia	1
Telluride, Lee	1
Tinley Park, Lee	1
University Of Central Fl, Dade	1
Stockbridge, Leon	1
Sullivans Island, Dade	1
Tampa, Lee	1
Tampa, Polk	1
Saint Petersburg, Dade	1
San Juan, Osceola	1
San Pedro Sula, Dade	1
Sandy, Duval	1
Southampton, Palm Beach	1
South Otselic, Dade	1
Sevierville, Dade	1
West Lafayette, Desoto	1
West Simsbury, Collier	1
Winter, Pinellas	1
Windermere, Polk	1
Winter Park, Lake	1
Wayne, Dade	1
Downers Grove, St. Lucie	1
Export, Palm Beach	1
Fort Myers, Lake	1
Felda, Palm Beach	1
Flagler Beach, Volusia	1
Flora, Lee	1
Fruitland Park, Sumter	1
Gainesville, Marion	1
Gastonia, Polk	1
Fresno, Pasco	1
Green, Clay	1
Greensburg, Orange	1
Greenville, Monroe	1
Groveland, Broward	1
Gulf Shores, Escambia	1
Clearwater, Highlands	1
Columbia, Orange	1
Coral Gables, Unknown	1
Crestview, Dade	1
Dade City, Polk	1
Darien, Pasco	1
Delrey Beach, Palm Beach	1

COVID-19: characteristics of 2,232,820 Florida resident cases

Data through May 10, 2021 verified as of May 11, 2021 at 09:25 AM

Data in this report are provisional and subject to change.

The table below includes the cities and counties of residence for cases in Florida residents based on the patient's ZIP Code.

Note that city is not always received as part of the initial notification and may be missing while the case is being investigated.

City and county	Cases
Arcadia, Charlotte	1
Aspen, Palm Beach	1
Atl, Broward	1
Atlanta, Broward	1
Aurburndale, Polk	1
Aventura, Unknown	1
Azalea Park, Sarasota	1
Biscayne Park, Broward	1
Alpharetta, Alachua	1
Apalachicola, Leon	1
Brooksville, Columbia	1
Bryn Mawr, Collier	1
Canfield, Duval	1
Naugatuck, Lee	1
Myakka, Duval	1
Newport Beach, Palm Beach	1
North Adams, Manatee	1
North Little Rock, Palm Beach	1
Northville, Broward	1
Ocala, Indian River	1
Ocoee, Broward	1
Ocoee, Polk	1
New Vernon, Sarasota	1
New York, Broward	1
Missing, Hendry	1
Missing, Baker	1
Milford, Palm Beach	1
Minneapolis, Broward	1
Hilliard, Dade	1
Hollywood, Leon	1
Homestead, Monroe	1
Humble, Broward	1
Harrison, Dade	1
Havanna, Gadsden	1
Jacksonville, Flagler	1
Jacksonville, Palm Beach	1
Johns Island, Wakulla	1
Knoxville, Duval	1
Lake City, Volusia	1
Maitland, Unknown	1
Matlacha Island, Lee	1
Melbourne, Dade	1
Melbourne, Orange	1
Miami Beach, Palm Beach	1
Miami Granders, Dade	1
Los Angeles, Polk	1
Lakeland, Pasco	1
Palm Coast, Duval	1
Orlando, Union	1
Ovido, Seminole	1
Oxford, Palm Beach	1
Opalocka, Dade	1
North Canton, Palm Beach	1
Oakland, Leon	1
Ocala, Alachua	1
Okeechobee, St. Lucie	1
Miami, Collier	1
Miami, St. Lucie	1
Marshall, Palm Beach	1

COVID-19: characteristics of 2,232,820 Florida resident cases

Data through May 10, 2021 verified as of May 11, 2021 at 09:25 AM

Data in this report are provisional and subject to change.

The table below includes the cities and counties of residence for cases in Florida residents based on the patient's ZIP Code.

Note that city is not always received as part of the initial notification and may be missing while the case is being investigated.

City and county	Cases
New Richmond, Volusia	1
Steinhatchee, Madison	1
Spring Park, Alachua	1
South Burlington, Orange	1
Sarasota, Charlotte	1
Sarasota, Hillsborough	1
Shannon, Collier	1
Soddy Daisy, Broward	1
Soldotna, Broward	1
Saint Cloud, Lee	1
Saint Johns, Orange	1
San Antonio, Sarasota	1
Sanford, Volusia	1
Rio Dell, Volusia	1
Rochelle, Volusia	1
Port Saint Lucie, Orange	1
Princeton, Alachua	1
Provincetown, Collier	1
Panama City, Walton	1
Perry, Leon	1
Perth Amboy, Monroe	1
Winter Park, Osceola	1
Wood River, Polk	1
Worcester, Palm Beach	1
Wheaton, Lee	1
Wilmington, Broward	1
Wesley Chapel, Alachua	1
Umatilla, Alachua	1
University Of Central Florida, Monroe	1
Tampa, Volusia	1
Tangerine, Seminole	1
Tamarac, Seminole	1
Virginia Beach, Hernando	1
Waco, Broward	1
Washington, Broward	1
Tewksbury, Orange	1
Toms River, Dade	1
Winter Park, Alachua	1
Bronx, Broward	1
Carol Stream, Orange	1
Castleberry, Escambia	1
Buffalo, Palm Beach	1
Bryant, Alachua	1
Alanson, Bay	1
Aollywoss, Dade	1
Apo, Pasco	1
Apopka, Flagler	1
Belleair, Hillsborough	1
Bohealia, Lee	1
Blowing Rock, Polk	1
Dorchester, Orange	1
Estero, Collier	1
Fanning Springs, Levy	1
Felton, Manatee	1
Deland, Polk	1
Cumberland, Palm Beach	1
Dade City, Hillsborough	1
Dallas, Lee	1
De Leon Springs, Putnam	1

COVID-19: characteristics of 2,232,820 Florida resident cases

Data through May 10, 2021 verified as of May 11, 2021 at 09:25 AM

Data in this report are provisional and subject to change.

The table below includes the cities and counties of residence for cases in Florida residents based on the patient's ZIP Code.

Note that city is not always received as part of the initial notification and may be missing while the case is being investigated.

City and county	Cases
Dearborn, Lee	1
Clear Brook, Lee	1
Charlotte, Pasco	1
Crestview, Holmes	1
College Station, Lake	1
Columbus, Brevard	1
Cookeville, Seminole	1
Cooksville, Duval	1
Fort Myers, Dade	1
Florala, Escambia	1
Gainesville, Baker	1
Gilmer, Dade	1
Grassy Key, Monroe	1
Haledon, Dade	1
Jacksonville, Manatee	1
Jamaica, Broward	1
Kingsland, Duval	1
Kissimmee, Brevard	1
Haverford, Hillsborough	1
Herrin, Orange	1
Jersey City, Polk	1
Miamf, Dade	1
Miami G, Dade	1
Marianna, Calhoun	1
Los Angeles, Palm Beach	1
Lyndhurst, Broward	1
Magnolia Square, Osceola	1
Maitland, Alachua	1
Labelle, Dade	1
Lake In The Hills, Columbia	1
Lake Placid, Alachua	1
Lake Worth Beach, Broward	1
Lemoyne, Manatee	1
Lawrence Township, Palm Beach	1
Lander, Citrus	1
Las Vegas, Orange	1
Yukon, Broward	1
Zolfo Springs, Polk	1
Wells, Polk	1
Westbrook, Dade	1
Wichita, Volusia	1
Winder Garden, Orange	1
Windermere, Leon	1
Windermere, Osceola	1
Windermere, Seminole	1
Winter Garden, Broward	1
Winter Garden, Pinellas	1
Winter Park, Broward	1
Sodus, Charlotte	1
Spring Hill , Hernando	1
Spring Hill, Dade	1
Starke, Clay	1
Stone Mountain, Palm Beach	1
Shelton, Manatee	1
Saint Johns, Unknown	1
Sarasota, Flagler	1
Saxis, Lee	1
Schenectady, Polk	1
Sebring, Lee	1

COVID-19: characteristics of 2,232,820 Florida resident cases

Data through May 10, 2021 verified as of May 11, 2021 at 09:25 AM

Data in this report are provisional and subject to change.

The table below includes the cities and counties of residence for cases in Florida residents based on the patient's ZIP Code.

Note that city is not always received as part of the initial notification and may be missing while the case is being investigated.

City and county	Cases
Tulsa, Orange	1
Washington, Unknown	1
Sun City Center, Hardee	1
Tiffin, Highlands	1
Tallahassee, Duval	1
Tampa, Palm Beach	1
Tavares, Marion	1
Temple Terrace, Pasco	1
New Orleans, Palm Beach	1
Newark, Broward	1
Newburgh, Bay	1
Navarre, Dade	1
Orange City, Seminole	1
Orange Park , Duval	1
Ocoee, Osceola	1
Okeechobee, Broward	1
Orlando, Columbia	1
Orlando, Indian River	1
Orem, Broward	1
Old Town, Alachua	1
Omaha, Palm Beach	1
Ona, Manatee	1
North Pole, Seminole	1
North Port, Lee	1
Oviedo, Brevard	1
Orlando, Sarasota	1
Palm Coast, Polk	1
Pacifica, Dade	1
Parker, Dade	1
Parker, Leon	1
Port Everglades, Broward	1
Plantation, Orange	1
Pompano Beach, Martin	1
Saint Petersburg, St. Lucie	1
Sandford, Seminole	1
Rye, Duval	1
Potomac, Palm Beach	1
Rex, Duval	1
Los Angeles, Hardee	1
Lewisburg, Pasco	1
Littleton, Dade	1
Macdill Air Force Base, Hillsborough	1
Miami, Manatee	1
Miami Beach, Broward	1
Manchester, Okaloosa	1
Margate, Dade	1
Marshall, Dade	1
Medford, Palm Beach	1
Middlesburg, Duval	1
Leesburg, Marion	1
Lake City, Hamilton	1
La Grange, Dade	1
Jerusalem, St. Johns	1
Harrison, Pinellas	1
Granada Hills, Broward	1
Guilford, Dade	1
Holly Ridge, Orange	1
Homeless, Polk	1
Homosassa, Hernando	1

COVID-19: characteristics of 2,232,820 Florida resident cases

Data through May 10, 2021 verified as of May 11, 2021 at 09:25 AM

Data in this report are provisional and subject to change.

The table below includes the cities and counties of residence for cases in Florida residents based on the patient's ZIP Code.

Note that city is not always received as part of the initial notification and may be missing while the case is being investigated.

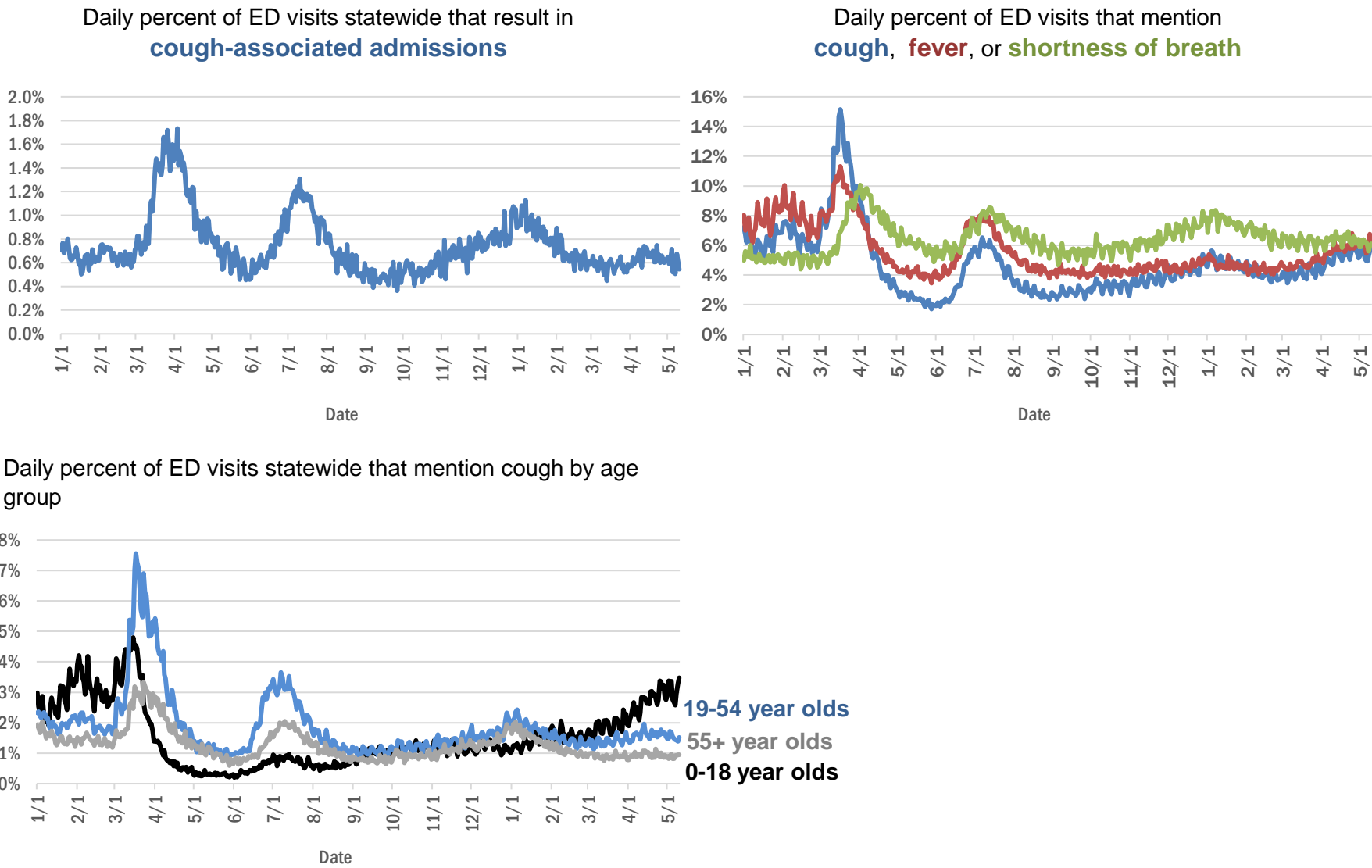
City and county	Cases
Homossassa, Citrus	1
East Hampton, Palm Beach	1
Foley, Escambia	1
Fort Myers, Manatee	1
Fort Myers, Unknown	1
Fort Myers-, Lee	1
Gainesville, Duval	1
Davenport, Orange	1
Daytona Beach, Unknown	1
Deland, St. Lucie	1
Deltona, Orange	1
Cuttler Bay, Dade	1
Cypress, Leon	1
Coconut Creek, Dade	1
Columbus, Dade	1
Conway, Leon	1
Coventry, Broward	1
Altoona, Marion	1
Argyle, Walton	1
Athens, Duval	1
Bogota, Orange	1
Bal Harbor, Dade	1
Bridgeport, Dade	1
Bristol, Broward	1
Bronx, Palm Beach	1
Cambridge, Broward	1
Bradenton, Dade	1
Bradenton, Osceola	1
Clermont, Seminole	1
Clermont, Volusia	1
Clewiston, Glades	1
Total	2,232,820

COVID-19: additional surveillance information

Data through May 10, 2021 verified as of May 11, 2021 at 09:25 AM

Data in this report are provisional and subject to change.

Statewide emergency department (ED) chief complaint and admission data



The Electronic Surveillance System for the Early Notification of Community-Based Epidemics (ESSENCE-FL) includes chief complaint data from 211 of 211 Florida EDs. Data are transmitted electronically to ESSENCE-FL daily or hourly.

COVID-19: testing by laboratory

Data through May 10, 2021 verified as of May 11, 2021 at 09:25 AM

Data in this report are provisional and subject to change.

The numbers in the table below represent the number of Florida and non-Florida residents for whom test results were received by the Department of Health. A person can be tested by more than one laboratory and can have both positive and negative results. **Therefore, the sum of the numbers in each column will be larger than the total number of people tested.**

Reporting lab	Inconclusive	Negative	Positive	Percent positive	Total
CURATIVE LABS	16,604	1,827,142	285,519	13%	2,129,265
LABORATORY CORPORATION OF AMERICA	2,676	1,720,482	233,059	12%	1,956,217
QUEST DIAGNOSTICS	12,496	1,439,855	210,955	13%	1,663,306
BIO REFERENCE LABORATORIES, INC	7,571	990,245	190,862	16%	1,188,678
HELIX	10,829	780,867	135,630	15%	927,326
REALTOX LABS LLC	7,067	632,826	103,994	14%	743,887
NOMI_HEALTH	3,686	607,158	82,837	12%	693,681
RCA LABORATORY SERVICES, LLC/GENETWORX		510,279	57,003	10%	567,282
PALM BEACH BALLPARK		416,289	47,032	10%	463,321
GENETWORX	661	390,596	33,003	8%	424,260
PWNHEALTH	2,363	345,263	47,806	12%	395,432
CDR MAGUIRE - HEALTH CARE CENTER		338,620	51,563	13%	390,183
IMPACT HEALTH BIOMETRIC TESTING, INC	1,054	238,995	28,826	11%	268,875
BPHL-JACKSONVILLE	18	207,752	35,578	15%	243,348
EAST FLORIDA STATE COLLEGE - BREVARD		212,886	26,986	11%	239,872
ADVENTHEALTH LAB	99	195,182	25,057	11%	220,338
FULGENT DIAGNOSTICS LABORATORY	4,253	185,876	21,376	10%	211,505
BPHL-MIAMI	225	178,073	29,085	14%	207,383
NOMI HEALTH LAB SERVICES		172,680	20,005	10%	192,685
MAKO GENOMICS	8,275	147,294	27,140	15%	182,709
CB SMITH PARK		150,114	18,792	11%	168,906
AEGIS SCIENCES CORPORATION	1,442	144,232	22,668	13%	168,342
BAYCARE LABORATORIES LLC	692	152,500	12,715	8%	165,907
MAYO CLINIC LABORATORIES	346	147,173	18,030	11%	165,549
MEMORIAL REGIONAL HOSPITAL SOUTH	31	129,630	25,888	17%	155,549
ORLANDO HEALTH SYSTEM	687	139,147	14,006	9%	153,840
ELABNETWORK	1,059	139,841	12,023	8%	152,923
ASCENSION SACRED HEART HOSPITAL - PENSACOLA	2	119,347	18,196	13%	137,545
BIOCOLLECTIONS WORLDWIDE, INC	777	119,592	13,947	10%	134,316
NORTHWEST LABORATORY	247	121,152	6,479	5%	127,878
AKESOGEN		106,754	20,628	16%	127,382
TESTING MATTERS INC	1,465	104,412	19,726	16%	125,603
BPHL-TAMPA (SPECTRUM BLVD)	46	98,239	18,151	16%	116,436
ADVENT HEALTH LAB	112	101,258	13,955	12%	115,325
UF HEALTH MEDICAL LAB	33	104,770	9,857	9%	114,660
TAMPA GENERAL HOSPITAL	4	104,113	9,920	9%	114,037
MEDICAL DIAGNOSTIC LABORATORIES	977	98,616	14,224	12%	113,817
BAPTIST HEALTH SOUTH FLORIDA	402	91,424	13,501	13%	105,327
DIATHERIX LABORATORIES (VRL EUROFINS)	1	91,715	13,499	13%	105,215
KORVALABS, INC	1,286	92,722	4,754	5%	98,762
SUNPATH MEDICAL DIAGNOSTICS LABORATORY	848	80,762	12,465	13%	94,075
ASCENSION ST VINCENT'S - RIVERSIDE	2	77,067	10,694	12%	87,763
LAKELAND REGIONAL MEDICAL CENTER	290	76,887	9,918	11%	87,095
JACKSON MEMORIAL HOSPITAL CLINICAL LAB	79	73,558	12,509	15%	86,146
SOUTH MIAMI HOSPITAL LAB	483	75,203	10,360	12%	86,046
MINUTECLINIC LLC		68,040	11,298	14%	79,338
INGENIOUS PERSONALIZED MEDICINE	264	65,217	12,938	16%	78,419

COVID-19: testing by laboratory

Data through May 10, 2021 verified as of May 11, 2021 at 09:25 AM

Data in this report are provisional and subject to change.

The numbers in the table below represent the number of Florida and non-Florida residents for whom test results were received by the Department of Health. A person can be tested by more than one laboratory and can have both positive and negative results. **Therefore, the sum of the numbers in each column will be larger than the total number of people tested.**

Reporting lab	Inconclusive	Negative	Positive	Percent positive	Total
UF HEALTH SHANDS HOSPITAL	541	68,802	4,890	7%	74,233
AMERICAN HEALTH ASSOCIATES	9	67,377	5,457	7%	72,843
APPLIED INGENUITY DIAGNOSTICS LLC		65,420	3,376	5%	68,796
AIT LABORATORIES		56,404	6,921	11%	63,325
BAPTIST HEALTH - JACKSONVILLE	4	57,097	4,255	7%	61,356
GENESIS REFERENCE LABORATORIES		54,241	5,531	9%	59,772
ADVENTIST HEALTH SYSTEMS SUNBELT INC DBA		51,315	6,665	11%	57,980
SARASOTA MEMORIAL HOSPITAL MAIN LAB	12	51,456	4,227	8%	55,695
AMELIA EARHART		47,642	7,838	14%	55,480
NICKLAUS CHILDREN'S HOSPITAL	74	48,312	5,939	11%	54,325
TALLAHASSEE MEMORIAL HOSPITAL	242	48,276	5,687	10%	54,205
BROWARD GENERAL MEDICAL CENTER-CLINICAL LAB	2	48,625	5,263	10%	53,890
ARUP LABORATORIES	16	50,114	2,926	6%	53,056
FLORIDA HOSPITAL - TAMPA	37	47,159	3,672	7%	50,868
MEDFAST URGENT CARE CENTERS, LLC	20	43,211	6,471	13%	49,702
DWIC OF TAMPA BAY INC		42,994	5,860	12%	48,854
INTEGRATED REGIONAL LABORATORIES LLP	16	40,530	5,647	12%	46,193
VIRACOR EUROFINs		36,103	9,851	21%	45,954
MILLENNIUM PHYSICIAN GROUP	17	38,010	7,454	16%	45,481
UNIVERSITY OF MIAMI HOSPITAL	156	41,048	4,034	9%	45,238
LEE HEALTH - CAPE CORAL HOSPITAL	3	38,775	6,136	14%	44,914
UF HEALTH JACKSONVILLE	61	39,238	4,376	10%	43,675
ECCO LAB GROUP CO	547	36,487	4,808	11%	41,842
MOUNT SINAI MEDICAL CENTER	15	35,121	3,676	9%	38,812
NORTH FLORIDA REGIONAL MEDICAL CENTER		34,642	3,766	10%	38,408
NIGHT LITE PEDIATRIC CENTER LLC		34,283	3,515	9%	37,798
ST JOSEPHS HOSPITAL LABORATORY	23	33,589	4,182	11%	37,794
BRANDON REGIONAL HOSPITAL		32,900	4,235	11%	37,135
ORANGE COUNTY CONVENTION CENTER		33,330	3,721	10%	37,051
WALGREENS	38	30,415	5,609	16%	36,062
STS LAB 2 LLC	6	34,005	1,873	5%	35,884
GENESIS MEDICAL LABORATORY	473	30,133	5,248	15%	35,854
MIAMI DADE COUNTY		32,091	3,527	10%	35,618
JUPITER MEDICAL CENTER LAB	88	31,427	2,999	9%	34,514
JFK MEDICAL CENTER LAB	1	29,725	3,694	11%	33,420
PALMETTO GENERAL HOSPITAL LAB	3	27,546	5,188	16%	32,737
HOLY CROSS HOSPITAL CLINICAL LAB	1	29,859	2,756	8%	32,616
WATSON CLINIC LLP		25,802	6,037	19%	31,839
AVENTUS BIO LABS	17	26,951	3,659	12%	30,627
CLEVELAND CLINIC TRADITION HOSPITAL		26,746	2,180	8%	28,926
MIAMI BEACH CONVENTION CENTER		26,105	2,110	7%	28,215
INFINITY BIOLOGIX LLC (GINKO BIOWORKS)	118	26,802	1,245	4%	28,165
CLEVELAND CLINIC HOSPITAL LAB	4	25,449	2,679	10%	28,132
MALABAR MEDICAL WALK IN CLINIC	1	23,441	4,600	16%	28,042

COVID-19: testing by laboratory

Data through May 10, 2021 verified as of May 11, 2021 at 09:25 AM

Data in this report are provisional and subject to change.

The numbers in the table below represent the number of Florida and non-Florida residents for whom test results were received by the Department of Health. A person can be tested by more than one laboratory and can have both positive and negative results. **Therefore, the sum of the numbers in each column will be larger than the total number of people tested.**

Reporting lab	Inconclusive	Negative	Positive	Percent positive	Total
HEALTHLINK DIAGNOSTIC LABORATORIES	298	25,159	2,479	9%	27,936
ACCESS DX LABORATORY	234	24,383	2,160	8%	26,777
MORTON PLANT HOSPITAL-ADLER INSTITUTE	26	23,658	2,886	11%	26,570
SAINT MARY'S MEDICAL CENTER	27	22,835	2,497	10%	25,359
LAB DIAGNOSTICS LLC	401	19,151	5,387	22%	24,939
UNITED CLINICAL LABORATORY LLC	3	22,072	2,799	11%	24,874
DRS CLACK SPENCER WHITE & MCCORMACK PA D/B/A		22,377	2,180	9%	24,557
BAYFRONT HEALTH - ST PETERSBURG	17	21,271	2,706	11%	23,994
PANCARE OF FLORIDA INC		21,267	2,567	11%	23,834
STATLAB_MOBILE	1	20,547	2,064	9%	22,612
NAPLES COMMUNITY HOSPITAL	74	20,045	2,080	9%	22,199
PATIENTS FIRST LAKE ELLA MEDICAL CENTER PA		18,606	3,342	15%	21,948
HOMESTEAD HOSPITAL CLINICAL LABORATORY	27	17,708	3,641	17%	21,376
LEESBURG REGIONAL MEDICAL CENTER		18,797	2,541	12%	21,338
CLARITY LAB SOLUTIONS	114	18,997	2,180	10%	21,291
VISTA CLINICAL DIAGNOSTICS	492	18,525	2,224	10%	21,241
LAWNWOOD REGIONAL MEDICAL CENTER	1	18,678	2,496	12%	21,175
OSCEOLA REGIONAL MEDICAL CENTER	1	18,377	2,513	12%	20,891
SYNERGY DIAGNOSTIC LABORATORY	98	18,277	2,491	12%	20,866
ADVENT HEALTH - DAYTONA BEACH	32	18,890	1,779	9%	20,701
NORTHWEST MEDICAL CENTER	1	18,232	2,461	12%	20,694
EXACT SCIENCES LABORATORIES	1	18,177	2,308	11%	20,486
MEMORIAL HOSPITAL JACKSONVILLE	8	17,477	2,919	14%	20,404
ORANGE PARK MEDICAL CENTER	9	16,782	2,889	15%	19,680
BETHESDA HOSPITAL EAST		17,764	1,702	9%	19,466
OAK HILL HOSPITAL		17,187	2,082	11%	19,269
LABS ASAP LLC		17,555	1,653	9%	19,208
DELRAY MEDICAL CENTER LAB	3	17,218	1,835	10%	19,056
INDIAN RIVER PATHOLOGY LLC		17,457	1,349	7%	18,806
MEMORIAL REGIONAL HOSPITAL CLINICAL LABORATORY	11	17,562	1,150	6%	18,723
MEDRITE MEDICAL CARE, PC	6,840	10,651	1,043	6%	18,534
WEST KENDALL BAPTIST HOSPITAL	14	14,986	3,319	18%	18,319
BAPTIST HEALTH - SOUTH		16,941	1,352	7%	18,293
NEMOURS CHILDRENS HOSPITAL	1	17,033	1,070	6%	18,104
ADVENTHEALTH CENTRA CARE LAKE BUENA VISTA		15,882	2,182	12%	18,064
LARGO MEDICAL CENTER		15,761	1,858	11%	17,619
WINTER HAVEN HOSPITAL CLINICAL LABORATORY	4	14,904	2,633	15%	17,541
HEALTH CENTER AT SINAI RESIDENCES		16,924	506	3%	17,430
MOLECULAR INFECTIOUS DISEASES	659	15,774	745	4%	17,178
MEDICAL CENTER OF TRINITY CLINICAL LABORATORY	2	15,436	1,735	10%	17,173
BIOCERNA LABS	461	14,582	2,112	12%	17,155
ACCESS MEDICAL LABORATORIES	4	8,756	8,336	49%	17,096
PALMS WEST HOSPITAL LAB	2	14,770	2,191	13%	16,963
THE HEALTHCARE DISTRICT OF PALM BEACH COUNTY	51	14,633	2,063	12%	16,747
NATIONWIDE LABORATORY SERVICES INC	562	14,206	1,887	11%	16,655

COVID-19: testing by laboratory

Data through May 10, 2021 verified as of May 11, 2021 at 09:25 AM

Data in this report are provisional and subject to change.

The numbers in the table below represent the number of Florida and non-Florida residents for whom test results were received by the Department of Health. A person can be tested by more than one laboratory and can have both positive and negative results. **Therefore, the sum of the numbers in each column will be larger than the total number of people tested.**

Reporting lab	Inconclusive	Negative	Positive	Percent positive	Total
FULGENT DIAGNOSTICS	172	15,472	1,007	6%	16,651
UHEALTH CORAL GABLES/LENNAR MED CTR	55	15,320	1,104	7%	16,479
BAPTIST HEALTHCARE - BAPTIST HOSPITAL	6	13,072	3,334	20%	16,412
LEE HEALTH - LEE MEMORIAL HOSPITAL		12,548	3,800	23%	16,348
WELLINGTON REGIONAL MED CTR LAB	6	14,468	1,798	11%	16,272
MERCY HOSPITAL A CAMPUS OF PLANTATION GEN HOSP LAB	1	13,800	2,355	15%	16,156
PRIVA PATH LABS	83	15,012	1,023	6%	16,118
WEST FLORIDA HOSPITAL LAB	1	12,871	3,195	20%	16,067
WESTSIDE REGIONAL MED CTR	2	13,684	2,298	14%	15,984
GOOD SAMARITAN MEDICAL CENTER LAB	2	13,969	1,978	12%	15,949
REGIONAL MEDCIAL CENTER BAYONET POINT	2	14,576	1,258	8%	15,836
LEE DAVIS COMMUNITY RESOURCE CENTER		13,121	2,214	14%	15,335
THE VILLAGES REGIONAL HOSPITAL		13,823	1,454	10%	15,277
CARDIOPATH	84	13,138	1,929	13%	15,151
GULF COAST MEDICAL CENTER MICROLAB		11,925	3,150	21%	15,075
AVENTURA HOSPITAL LAB		12,205	2,714	18%	14,919
CORAL GABLES HOSPITAL CLINICAL LABORATORY		12,669	2,126	14%	14,795
NONA SCIENTIFIC	5	11,546	3,171	22%	14,722
INDIAN RIVER MEDICAL CENTER LAB		13,669	852	6%	14,521
BAPTIST HEALTH SOUTH FLORIDA - WEST KENDALL URGENT CARE		12,123	2,362	16%	14,485
CAPITAL REGIONAL MEDICAL CTR		11,923	2,551	18%	14,474
PRECISION HEALTH RESOURCES LLC		13,459	940	7%	14,399
BLAKE MEDICAL CENTER		12,670	1,654	12%	14,324
WEST BOCA MEDICAL CENTER LAB		13,276	1,024	7%	14,300
HALIFAX MEDICAL CENTER LAB	40	12,044	2,068	15%	14,152
LEE HEALTH - HEALTH PARK MEDICAL CENTER		11,875	2,166	15%	14,041
MANATEE MEMORIAL HOSPITAL		12,757	1,160	8%	13,917
PALM BEACH GARDENS MEDICAL CTR LAB		12,330	1,318	10%	13,648
ST ANTHONY'S HOSPITAL LAB	30	11,862	1,662	12%	13,554
CernerELR_Advent		11,801	1,596	12%	13,397
PHYSICIANS REGIONAL MEDICAL CENTER - PINE RIDGE RD	1	12,076	1,302	10%	13,379
PLANTATION GENERAL HOSPITAL		11,279	2,001	15%	13,280
FAU		12,137	1,113	8%	13,250
LAKE CITY MEDICAL CENTER		10,782	2,350	18%	13,132
ST JOSEPHS HOSPITAL	18	11,046	1,884	15%	12,948
FLORIDA HOSPITAL HEARTLAND MED CTR CLINICAL LAB	33	11,287	1,584	12%	12,904
FLORIDA LABORATORY ANALYSIS		11,296	1,574	12%	12,870
FLORIDA MEDICAL CENTER - A CAMPUS OF NORTH SHORE	2	11,193	1,515	12%	12,710
GENOVA DIAGNOSTICS LABORATORY	70	11,485	1,135	9%	12,690
PATHNOSTICS	46	10,170	2,472	19%	12,688
ADVENTHEALTH CENTRA CARE WATERFORD LAKES		10,593	2,064	16%	12,657
LARKIN COMMUNITY HOSPITAL	10	11,013	1,584	13%	12,607
CENTRAL FLORIDA REGIONAL HOSPITAL		11,138	1,287	10%	12,425
EXPRESS GENE MOLECULAR DIAGNOSTICS LABORATORY	1	10,614	1,584	13%	12,199
JOHNS HOPKINS ALL CHILDREN'S HOSPITAL		11,462	728	6%	12,190
NORTHSIDE HOSPITAL AND HEART INSTITUTE		10,998	1,160	10%	12,158
ADVENT HEALTH - WESLEY CHAPEL	14	10,993	1,143	9%	12,150

COVID-19: testing by laboratory

Data through May 10, 2021 verified as of May 11, 2021 at 09:25 AM

Data in this report are provisional and subject to change.

The numbers in the table below represent the number of Florida and non-Florida residents for whom test results were received by the Department of Health. A person can be tested by more than one laboratory and can have both positive and negative results. **Therefore, the sum of the numbers in each column will be larger than the total number of people tested.**

Reporting lab	Inconclusive	Negative	Positive	Percent positive	Total
DOCTORS HOSPITAL	7	10,262	1,868	15%	12,137
LAKE CITY HM		11,147	988	8%	12,135
BINAXNOW	10	9,185	2,930	24%	12,125
PWN HEALTH	17	9,958	2,085	17%	12,060
COAST DIAGNOSTICS LLC	53	10,695	1,279	11%	12,027
VIKOR SCIENTIFIC	49	10,085	1,888	16%	12,022
MEASE COUNTRYSIDE LAB	14	10,656	1,334	11%	12,004
FLORIDA HOSPITAL WATERMAN LABORATORY	70	10,997	865	7%	11,932
CORAL SPRINGS MED CTR		10,728	1,160	10%	11,888
HEALTHQUEST ESOTERICS		10,173	1,653	14%	11,826
FLORIDA HOSPITAL DELAND	10	10,380	1,404	12%	11,794
BAPTIST HEALTH SOUTH FLORIDA - COUNTRY WALK URGENT CARE		9,707	2,023	17%	11,730
ADVENTHEALTH CENTRA CARE ST CLOUD	1	10,035	1,677	14%	11,713
ST MARKS HOSPITAL LABORATORY B	78	10,627	1,002	9%	11,707
SARKIS CLINICAL TRIALS	25	10,169	1,377	12%	11,571
WEST PALM HOSPITAL LAB		10,584	864	8%	11,448
AMERICAN FAMILY CARE	1	6,899	4,539	40%	11,439
LEON MEDICAL CENTERS LLC		9,114	2,247	20%	11,361
GENE BY GENE, GENOMICS RESEARCH CENTER LAB	44	10,530	704	6%	11,278
SYNERGY LABORATORIES	37	9,960	1,222	11%	11,219
NCF DIAGNOSTICS & DNA TECHNOLOGIES LAB	240	10,318	569	5%	11,127
H LEE MOFFITT CANCER CENTER LABORATORY	4	10,762	285	3%	11,051
FLORIDA HOSPITAL FLAGLER	29	9,960	996	9%	10,985
OCALA REGIONAL MEDICAL CENTER		9,450	1,292	12%	10,742
MEDARBOR DIAGNOSTICS	1	9,561	1,159	11%	10,721
BROWARD HEALTH NORTH CLINICAL LABORATORY		9,458	1,168	11%	10,626
LABSTAT LLC	26	10,070	491	5%	10,587
FLORIDA HOSPITAL OCALA		9,335	1,131	11%	10,466
LARKIN COMMUNITY HOSPITAL INC DBA CARDIOTROPIC		6,819	3,620	35%	10,439
NCH DOWNTOWN NAPLES HOSPITAL	18	9,539	829	8%	10,386
NORTH SHORE MEDICAL CENTER		8,664	1,693	16%	10,357
FLORIDA HOSPITAL OF CARROLLWOOD	23	8,847	1,471	14%	10,341
AVECINA MEDICAL	4	6,207	4,110	40%	10,321
INDIAN RIVER MEDICAL CENTER		9,115	1,135	11%	10,250
ADVENTHEALTH CENTRA CARE CLERMONT		8,813	1,419	14%	10,232
FIRST CHOICE LABORATORY LLC	112	9,476	616	6%	10,204
LEE HEALTH - GULF COAST MEDICAL CENTER	2	8,373	1,820	18%	10,195
FLORIDA HOSPITAL ZEPHYRHILLS	10	9,003	1,130	11%	10,143
ADVENTHEALTH CENTRA CARE UNIVERSITY	1	8,832	1,188	12%	10,021
P4 CLINICAL, LLC	205	8,815	994	10%	10,014
SANTA ROSA MEDICAL CENTER	2	8,448	1,557	16%	10,007
NCH NORTH NAPLES HOSPITAL	10	8,994	914	9%	9,918
BAPTIST HEALTH - BEACHES		9,192	696	7%	9,888
ANNE BATES LEACH EYE HOSPITAL/ ABLEH MICROBIOLOGY LABORATORY	9	9,727	134	1%	9,870
SRQ DRIVE THROUGH		8,944	905	9%	9,849
ADVENTHEALTH CENTRA CARE WINTER PARK		8,783	1,029	10%	9,812
ADVENTHEALTH CENTRA CARE WINTER GARDEN	1	8,672	1,124	11%	9,797

COVID-19: testing by laboratory

Data through May 10, 2021 verified as of May 11, 2021 at 09:25 AM

Data in this report are provisional and subject to change.

The numbers in the table below represent the number of Florida and non-Florida residents for whom test results were received by the Department of Health. A person can be tested by more than one laboratory and can have both positive and negative results. **Therefore, the sum of the numbers in each column will be larger than the total number of people tested.**

Reporting lab	Inconclusive	Negative	Positive	Percent positive	Total
AVECINA	20	9,009	705	7%	9,734
BOSTON HEART DIAGNOSTICS CORP		8,463	1,218	13%	9,681
LEE HEALTH CONVENIENT CARE - PAGE FIELD		8,630	1,033	11%	9,663
ST LUCIE MEDICAL CENTER		7,967	1,693	18%	9,660
PALM BEACH BALL PARK		8,607	1,039	11%	9,646
PARAMOUNT URGENT CARE	4	6,036	3,584	37%	9,624
CLEVELAND CLINIC MARTIN NORTH HOSPITAL		8,581	1,013	11%	9,594
CLEVELAND CLINIC MARTIN SOUTH HOSPITAL	1	8,512	994	10%	9,507
MEMORIAL HOSPITAL WEST LABORATORY SERVICES	15	8,652	830	9%	9,497
BAPTIST HEALTH SOUTH FLORIDA - MIAMI LAKES URGENT CARE		7,474	2,004	21%	9,478
MEMORIAL HOSPITAL MICRO		8,837	604	6%	9,441
ADVENTHEALTH CENTRA CARE LAKELAND	1	8,111	1,296	14%	9,408
MINUTECLINIC LLC		7,988	1,314	14%	9,302
UNIVERSITY HOSPITAL AND MEDICAL CENTER		7,850	1,431	15%	9,281
BAYCARE COMMUNITY HEALTH		9,071	199	2%	9,270
SOUTH BAY HOSPITAL CLINICAL LAB	1	8,252	973	11%	9,226
INFORM DIAGNOSTICS, INC		8,667	529	6%	9,196
CERNERELR_BAYCARE	43	8,320	616	7%	8,979
ADVENTHEALTH CENTRA CARE LEE ROAD		7,987	960	11%	8,947
POINCIANA MEDICAL CENTER		7,060	1,887	21%	8,947
ADVENTHEALTH CENTRA CARE HUNTERS CREEK	3	7,747	1,179	13%	8,929
WEST MARION COMMUNITY HOSPITAL LAB		7,484	1,410	16%	8,894
KD MEDICAL CHOICE LLC	5	8,045	772	9%	8,822
QDX PATHOLOGY SERVICES	2	8,397	423	5%	8,822
ADVENTHEALTH EXPRESS CARE		7,329	1,493	17%	8,822
ADVENTHEALTH CENTRA CARE SANFORD		7,661	1,086	12%	8,747
FLORIDA HOSPITAL FISH MEMORIAL	19	7,447	1,281	15%	8,747
LAKEWOOD RANCH MEDICAL CENTER		8,003	675	8%	8,678
BAYFRONT HEALTH - PORT CHARLOTTE		7,984	663	8%	8,647
ISPM LABS, LLC DBA CAPSTONE DIAGNOSTICS, LLC		8,104	404	5%	8,508
ATLANTIS URGENT CARE	12	6,656	1,788	21%	8,456
MORTON PLANT-MEASE	5	7,596	839	10%	8,440
ADVENTHEALTH CENTRA CARE DR PHILLIPS		7,534	840	10%	8,374
ADVENTHEALTH CENTRA CARE LAKE MARY	2	7,255	1,072	13%	8,329
ADVENTHEALTH CENTRA CARE APOPKA	1	7,137	1,180	14%	8,318
AVECINA MEDICAL OAKLEAF	3	6,977	1,330	16%	8,310
ARCPOINT LABS OF FORT MYERS	5	7,300	958	12%	8,263
EMERALD COAST URGENT CARE		6,518	1,734	21%	8,252
BAPTIST HEALTH SOUTH FLORIDA - WESTCHESTER URGENT CARE		6,811	1,435	17%	8,246
HIALEAH HOSPITAL	4	6,441	1,800	22%	8,245
CERNERELR_BAPTISTMIAMI	31	7,313	862	11%	8,206
EGLIN AIR FORCE BASE	14	6,412	1,779	22%	8,205
ADVENTHEALTH CENTRA CARE MOUNT DORA		6,977	1,226	15%	8,203
ADVENTIST HEALTH SYSTEMS, SUNBELT INC		7,051	1,120	14%	8,171
SPORTS DRUG TESTING LABORATORY	144	7,775	223	3%	8,142
ADVENTHEALTH CENTRA CARE KISSIMMEE		7,258	846	10%	8,104
BAPTIST HEALTH SOUTH FLORIDA - DORAL URGENT CARE		6,448	1,544	19%	7,992

COVID-19: testing by laboratory

Data through May 10, 2021 verified as of May 11, 2021 at 09:25 AM

Data in this report are provisional and subject to change.

The numbers in the table below represent the number of Florida and non-Florida residents for whom test results were received by the Department of Health. A person can be tested by more than one laboratory and can have both positive and negative results. **Therefore, the sum of the numbers in each column will be larger than the total number of people tested.**

Reporting lab	Inconclusive	Negative	Positive	Percent positive	Total
OVIEDO MEDICAL CENTER		7,075	800	10%	7,875
MINUTECLINIC LLC #1067		6,757	1,114	14%	7,871
BAPTIST HEALTH - NASSAU		7,375	377	5%	7,752
EMPIRE CITY LABORATORIES INC	99	6,521	1,090	14%	7,710
WELLINGTON REGIONAL MEDICAL CENTER		7,049	616	8%	7,665
ADVENTHEALTH CENTRA CARE ALTAMONTE		6,695	962	13%	7,657
HOLMES REG MED CENTER CLINICAL LAB		6,841	788	10%	7,629
NCH NORTH NAPLES HOSPITAL LAB	15	6,733	833	11%	7,581
DYNIX DIAGNOSTIX		6,843	734	10%	7,577
MEDEXPRESS URGENT CARE OF BOYNTON BEACH LLC		6,944	624	8%	7,568
COMMUNITY HEALTH CENTERS OF PINELLAS INC	2	6,148	1,411	19%	7,561
ST PETERSBURG GENERAL HOSPITAL		6,413	1,074	14%	7,487
IMPERIAL POINT MEDICAL CENTER		6,820	651	9%	7,471
SUNCOAST PATHOLOGY ASSOCIATES		6,841	620	8%	7,461
MINUTECLINIC LLC #8396		6,295	1,116	15%	7,411
MEDEXPRESS URGENT CARE HUDSON		6,369	1,038	14%	7,407
MEDEXPRESS URGENT CARE	2	5,161	2,231	30%	7,394
PARAMOUNT URGENT CARE INC	1	4,847	2,485	34%	7,333
GENOSUR LLC	26	7,196	97	1%	7,319
HOLIDAY CVS LLC		6,869	408	6%	7,277
ADVENT HEALTH - HEART OF FLORIDA ER	1	6,289	956	13%	7,246
ADVENTHEALTH CENTRA CARE AZALEA PARK		6,197	1,046	14%	7,243
MINUTECLINIC		6,127	1,041	15%	7,168
AVERO DIAGNOSTICS - IRVING	11	6,675	478	7%	7,164
AHCC WESLEY CHAPEL		6,255	823	12%	7,078
ST JOSEPHS NORTH HOSPITAL LAB	7	5,991	1,031	15%	7,029
CLINICAL REFERENCE LABORATORY	2	6,650	370	5%	7,022
ACUTIS DIAGNOSTICS	171	5,695	1,153	16%	7,019
UNKNOWN	6	3,540	3,470	49%	7,016
ADVENTHEALTH CENTRA CARE OVIEDO		6,029	972	14%	7,001
PHARMCO RX	2	6,631	336	5%	6,969
FORT WALTON BEACH MEDICAL CENTER		5,988	944	14%	6,932
FLORIDA COMMUNITY HEALTH CENTER		5,565	1,306	19%	6,871
FLORIDA FAMILY LABORATORY, INC DBA	59	6,318	493	7%	6,870
LUMINUS DIAGNOSTICS		6,285	562	8%	6,847
MINUTECLINIC LLC #3703		5,561	1,282	19%	6,843
SOLARIS DIAGNOSTICS	11	6,194	605	9%	6,810
MINUTE CLINIC LLC		5,913	872	13%	6,785
FLORIDA HOSPITAL NORTH PINELLAS	11	6,228	542	8%	6,781
SPECTOR SCIENTIFIC LAB	21	5,633	1,089	16%	6,743
RAULERSON HOSPITAL		5,831	883	13%	6,714
ANGEL KIDS PEDIATRICS		6,342	358	5%	6,700
VISTA CLINICAL	8	3,907	2,727	41%	6,642
DOCTORS URGENT CARE LLC	1	5,383	1,184	18%	6,568
MEDCOMP SCIENCES LLC	142	4,306	2,111	32%	6,559
MICROGEN DX	4	5,779	731	11%	6,514
ADVENTHEALTH CENTRA CARE LONGWOOD		5,606	822	13%	6,428

COVID-19: testing by laboratory

Data through May 10, 2021 verified as of May 11, 2021 at 09:25 AM

Data in this report are provisional and subject to change.

The numbers in the table below represent the number of Florida and non-Florida residents for whom test results were received by the Department of Health. A person can be tested by more than one laboratory and can have both positive and negative results. **Therefore, the sum of the numbers in each column will be larger than the total number of people tested.**

Reporting lab	Inconclusive	Negative	Positive	Percent positive	Total
NORTHWEST FLORIDA COMMUNITY HOSPITAL	47	4,890	1,481	23%	6,418
BAPTIST HEALTH SOUTH FLORIDA - PEMBROKE PINES URGENT CARE		5,320	1,097	17%	6,417
ADVENTHEALTH CENTRA CARE SOUTH ORANGE		5,508	895	14%	6,403
PUTNAM COMMUNITY MEDICAL CENTER		5,617	785	12%	6,402
LABORATORY OF FLORIDA LLC	41	5,792	564	9%	6,397
ADVENTHEALTH CENTRA CARE ORANGE LAKE		5,526	784	12%	6,310
ADVENTHEALTH CENTRA CARE PORT ORANGE		5,344	964	15%	6,308
DOCTORS URGENT CARE OF LUTZ LLC	1	5,126	1,179	19%	6,306
URGENT CARE OF THE PALM BEACHES		5,239	1,044	17%	6,283
PEDIATRIC HEALTH CARE ALLIANCE PA		5,735	510	8%	6,245
SOUTH FLORIDA BAPTIST HOSPITAL MICRO	4	5,172	1,059	17%	6,235
MEDIPATH LLC		5,639	583	9%	6,222
ADVENTHEALTH CENTRA CARE SAND LAKE		5,471	683	11%	6,154
PRO CLINIC		5,043	1,096	18%	6,139
COASTAL MED URGENT CARE		4,541	1,596	26%	6,137
ALTRU DIAGNOSTICS INC	5	5,827	293	5%	6,125
MEDEXPRESS URGENT CARE - GOLDEN GATE		5,361	746	12%	6,107
HEALTH FIRST ADVENTHEALTH CENTRA CARE - TITUSVILLE		5,111	919	15%	6,030
MEDEXPRESS URGENT CARE - ROYAL PALM BEACH		5,332	667	11%	5,999
BAPTIST HEALTH - NORTH		4,802	1,166	20%	5,968
ADVENTHEALTH CENTRA CARE LEESBURG		4,908	1,057	18%	5,965
MEDEXPRESS URGENT CARE - ESTERO		5,301	639	11%	5,940
BAYFRONT HEALTH - VENICE REGIONAL MEDICAL	1	5,374	537	9%	5,912
PALMS OF PASADENA HOSPITAL		5,255	591	10%	5,846
MINUTECLINIC LLC # 0709		4,869	896	16%	5,765
BAPTIST HEALTH SOUTH FLORIDA - KENDALE LAKES URGENT CARE		4,677	1,084	19%	5,761
URGENT CARE CURE	2	4,927	787	14%	5,716
MEDICAL DNA LABS LLC	3	5,189	494	9%	5,686
SUNRISE MEDICAL LABORATORIES	2	5,269	411	7%	5,682
WESTCHESTER HOSPITAL	23	4,634	1,007	18%	5,664
DOCTORS HOSPITAL OF SARASOTA CLINICAL LABORATORY		4,940	710	13%	5,650
PARAMOUNT URGENT CARE - WINDERMERE	3	3,810	1,831	32%	5,644
MEDEXPRESS URGENT CARE PALM BEACH GARDENS		5,107	525	9%	5,632
THE CENTER FOR URGENT CARE	3	4,725	901	16%	5,629
TALLAHASSEE PRIMARY CARE ASSOCIATES		4,986	625	11%	5,611
ESCAMBIA COMMUNITY CLINICS INC	8	4,267	1,330	24%	5,605
BAPTIST HEALTH SOUTH FLORIDA - TAMiami TRAIL URGENT CARE		4,498	1,081	19%	5,579
HEALTH FIRST ADVENTHEALTH CENTRA CARE GATEWAY	1	5,019	559	10%	5,579
BAPTIST HEALTH SOUTH FLORIDA - CORAL SPRINGS URGENT CARE		4,765	786	14%	5,551
HIGHLANDS REGIONAL MEDICAL CENTER		4,672	877	16%	5,549
MEDEXPRESS URGENT CARE - LAKELAND		4,825	680	12%	5,505
ADVENTHEALTH CENTRA CARE WINTER HAVEN	1	4,200	1,259	23%	5,460
TROPICANA FIELD - LOT 2	19	4,935	494	9%	5,448
BAYFRONT HEALTH - SEVEN RIVERS		4,948	473	9%	5,421
QUICK CARE MED PL	2	4,534	807	15%	5,343
BAPTIST HEALTH SOUTH FLORIDA - PINECREST URGENT CARE		4,549	751	14%	5,300
MARTIN HOSPITAL SOUTH LAB		4,966	293	6%	5,259

COVID-19: testing by laboratory

Data through May 10, 2021 verified as of May 11, 2021 at 09:25 AM

Data in this report are provisional and subject to change.

The numbers in the table below represent the number of Florida and non-Florida residents for whom test results were received by the Department of Health. A person can be tested by more than one laboratory and can have both positive and negative results. **Therefore, the sum of the numbers in each column will be larger than the total number of people tested.**

Reporting lab	Inconclusive	Negative	Positive	Percent positive	Total
BAYFRONT HEALTH - BROOKSVILLE		4,699	559	11%	5,258
ADVENTHEALTH PROMPT CARE	2	3,900	1,353	26%	5,255
BAPTIST HEALTH SOUTH FLORIDA - CORAL GABLES URGENT CARE		4,352	879	17%	5,231
BETHESDA HOSPITAL WEST		4,663	525	10%	5,188
FLAGLER HOSPITAL LABORATORY	8	4,046	1,124	22%	5,178
BAPTIST HEALTH SOUTH FLORIDA - PALMETTO BAY URGENT CARE		4,349	829	16%	5,178
BAPTIST HEALTH SOUTH FLORIDA - CORAL GABLES (UNIVERSITY) URGENT CARE		4,451	722	14%	5,173
TRINITY SPRINGS		4,436	729	14%	5,165
BAYFRONT HEALTH - SPRING HILL		4,688	426	8%	5,114
VENTURE MEDICAL OF FLORIDA LLC		4,697	411	8%	5,108
MINUTECLINIC LLC #3463		4,244	826	16%	5,070
MINUTECLINIC LLC #3662		4,287	751	15%	5,038
BAYFRONT HEALTH - PUNTA GORDA		4,601	372	7%	4,973
ASCENSION SACRED HEART - EMERALD COAST		4,172	791	16%	4,963
ADVENTHEALTH CENTRA CARE COLONIAL TOWN	2	4,400	548	11%	4,950
MINUTECLINIC LLC # 3930		4,229	687	14%	4,916
BAYFRONTVENICEREGIONAL		4,732	164	3%	4,896
MINUTECLINIC LLC #1771		4,132	762	16%	4,894
DESOTO MEMORIAL HOSPITAL	3	4,054	819	17%	4,876
MEASE DUNEDIN HOSPITAL	5	4,332	536	11%	4,873
PREMIER URGENT CARE OF BREVARD LLC	4	4,260	591	12%	4,855
MINUTECLINIC LLC #3631		4,146	701	14%	4,847
MINUTECLINIC LLC 5852		4,173	654	14%	4,827
MINUTECLINIC LLC #5253		3,994	828	17%	4,822
MEDEXPRESS URGENT CARE CAPE CORAL		4,081	682	14%	4,763
ENGLEWOOD COMMUNITY HOSPITAL		4,351	411	9%	4,762
ADVENTIST HEALTH SYSTEMS SUNBELT IN DBA		4,195	552	12%	4,747
TWIN CITIES HOSPITAL	1	4,155	536	11%	4,692
MEMORIAL HOSPITAL- MIRAMAR	12	4,348	328	7%	4,688
MINUTECLINIC LLC #7225		3,968	718	15%	4,686
MINUTECLINIC LLC #5249		3,855	826	18%	4,681
MOFFITT CANCER CENTER	6	4,564	104	2%	4,674
US BIOTEK LABORATORIES	15	4,233	370	8%	4,618
NIGHT LITE PEDIATRICS	4	3,346	1,261	27%	4,611
PALMS MEDICAL GROUP	5	3,164	1,425	31%	4,594
PREMIER MEDICAL	2	4,494	94	2%	4,590
LAKESIDE MEDICAL CENTER		3,714	872	19%	4,586
HOLIDAY CVS LLC DBA CVS PHARMACY #5154		4,461	123	3%	4,584
MINUTECLINIC LLC # 0514		3,994	566	12%	4,560
MINUTECLINIC LLC #5190		3,751	785	17%	4,536
MINUTECLINIC LLC #5854		3,774	749	17%	4,523
ACCU REFERENCE MEDICAL LAB	9	3,676	807	18%	4,492
MEDEXPRESS URGENT CARE LEHIGH ACRES		3,877	607	14%	4,484
GENESIS DIAGNOSTICS		4,217	255	6%	4,472
PHYSICIANS REGIONAL MEDICAL CENTER - COLLIER BLVD	1	3,546	918	21%	4,465
MINUTECLINIC LLC #3814		3,768	649	15%	4,417
MINUTECLINIC LLC #3291		3,756	651	15%	4,407

COVID-19: testing by laboratory

Data through May 10, 2021 verified as of May 11, 2021 at 09:25 AM

Data in this report are provisional and subject to change.

The numbers in the table below represent the number of Florida and non-Florida residents for whom test results were received by the Department of Health. A person can be tested by more than one laboratory and can have both positive and negative results. **Therefore, the sum of the numbers in each column will be larger than the total number of people tested.**

Reporting lab	Inconclusive	Negative	Positive	Percent positive	Total
BAYA PHARMACY & URGENT CARE		3,259	1,126	26%	4,385
DOCTORS TEST CENTERS		3,893	491	11%	4,384
AMELIA URGENT CARE		2,724	1,654	38%	4,378
STEWARD ROCKLEDGE HOSPITAL	8	3,921	434	10%	4,363
ADVENT HEALTH - NEW SMYRNA		3,640	678	16%	4,318
ST. LUCIE MEDICAL CTR.		4,254	57	1%	4,311
EXACT SCIENCES LABORATORIES, LLC		3,955	337	8%	4,292
MINUTECLINIC LLC #7887		3,787	503	12%	4,290
ADVENTHEALTH CENTRA CARE		3,806	473	11%	4,279
SCION LAB SERVICES LLC	26	3,920	332	8%	4,278
MINUTECLINIC LLC #4458		3,593	670	16%	4,263
LOWER KEYS MEDICAL CENTER		3,922	325	8%	4,247
MINUTECLINIC LLC #7886		3,669	556	13%	4,225
CARENOW URGENT CARE	1	2,676	1,544	37%	4,221
MINUTECLINIC LLC #5214		3,604	576	14%	4,180
MINUTECLINIC LLC # 3686		3,524	619	15%	4,143
AFC PHYSICIANS OF FLORIDA		3,230	911	22%	4,141
BAPTIST HEALTH SOUTH FLORIDA - DAVIE URGENT CARE		3,354	730	18%	4,084
NIGHT LITE PEDIATRICS URGENT CARE	1	3,418	649	16%	4,068
PARAMOUNT URGENT CARE - ORLANDO		2,944	1,114	27%	4,058
MINUTECLINIC LLC #3257		3,405	651	16%	4,056
MINUTECLINIC LLC #4415		3,452	603	15%	4,055
MINUTECLINIC, LLC #3204		3,368	659	16%	4,027
BAPTIST HEALTH SOUTH FLORIDA - WESTON URGENT CARE		3,448	528	13%	3,976
MINUTECLINIC LLC #1807		3,332	633	16%	3,965
MINUTECLINIC LLC #4201		3,427	512	13%	3,939
ADVENTHEALTH CENTRA CARE KIDS LAKE MARY		3,649	289	7%	3,938
VA PAIN CLINIC	6	3,769	145	4%	3,920
PROHEALTH	3	2,289	1,606	41%	3,898
MINUTECLINIC, LLC #4015		3,144	752	19%	3,896
HEALTH FIRST ADVENTHEALTH CENTRA CARE COCOA		3,508	382	10%	3,890
MINUTECLINIC LLC # 3579		3,230	654	17%	3,884
MC DIAGNOSTIC OF CONNECTICUT, PC #2220		3,327	533	14%	3,860
ADVENT HEALTH CENTRA CARE -WINTER PARK KIDS URGENT CARE	4	3,556	299	8%	3,859
BARTOW REGIONAL MEDICAL CENTER	1	3,240	612	16%	3,853
MINUTECLINIC LLC #5924		3,329	512	13%	3,841
MEDONE PLLC		2,953	882	23%	3,835
SIPARADIGM LLC	59	3,502	264	7%	3,825
MINUTECLINIC LLC #1055		3,146	677	18%	3,823
MINUTECLINIC LLC #3748		3,143	674	18%	3,817
MINUTECLINIC LLC #7973		3,291	523	14%	3,814
MINUTECLINIC, LLC #5817		3,179	631	17%	3,810
MINUTECLINIC, LLC (CLINIC 10699)		3,343	463	12%	3,806
BRASHEAR'S VITAL CARE CORP		3,002	790	21%	3,792
MARION E FETHER MEDICAL CENTER, THE		3,456	335	9%	3,791
HEALTH FIRST ADVENTHEALTH CENTRA CARE MALABAR		3,407	369	10%	3,776
MINUTECLINIC LLC #3003		3,115	654	17%	3,769

COVID-19: testing by laboratory

Data through May 10, 2021 verified as of May 11, 2021 at 09:25 AM

Data in this report are provisional and subject to change.

The numbers in the table below represent the number of Florida and non-Florida residents for whom test results were received by the Department of Health. A person can be tested by more than one laboratory and can have both positive and negative results. **Therefore, the sum of the numbers in each column will be larger than the total number of people tested.**

Reporting lab	Inconclusive	Negative	Positive	Percent positive	Total
MINUTECLINIC LLC # 7933		3,323	429	11%	3,752
MINUTECLINIC LLC #3255		3,333	410	11%	3,743
MEDEXPRESS URGENT CARE - DELAND		3,321	421	11%	3,742
MEDEXPRESS URGENT CARE - VERO BEACH		3,263	478	13%	3,741
MINUTECLINIC LLC #7173		3,242	497	13%	3,739
PARAMOUNT URGENT CARE - OVIEDO		2,778	956	26%	3,734
BAPTIST HEALTH SOUTH FLORIDA - BRICKELL URGENT CARE		3,077	633	17%	3,710
PRECISION HEALTH SOLUTIONS		3,497	186	5%	3,683
MINUTECLINIC LLC #3705		3,257	416	11%	3,673
VERILY LIFE SCIENCES	3	3,583	75	2%	3,661
MINUTECLINIC LLC #5216		3,141	490	13%	3,631
WALGREEN CO	2	3,210	411	11%	3,623
BAPTIST HEALTH URGENT CARE AT SAWGRASS		3,016	606	17%	3,622
CLARITY LAB SOLUTIONS LLC		3,608	4	0%	3,612
BAPTIST HEALTH - CLAY		3,129	448	13%	3,577
BAPTIST HEALTH EMERGENCY CENTER COUNTRY WALK	1	3,042	534	15%	3,577
MINUTECLINIC LLC #3654		3,009	567	16%	3,576
BMCT Molecular Diagnostics Subsection		3,015	546	15%	3,561
MINUTECLINIC LLC #6007		3,069	491	14%	3,560
LAKELAND REGIONAL HEALTH PABLO		3,123	417	12%	3,540
VITRO MOLECULAR LABORATORIES	50	3,205	279	8%	3,534
PRIMEHEALTH URGENT CARE INC		2,983	510	15%	3,493
MIDWAY SPECIALTY CARE CENTER DIAGNOSTICS	38	3,214	240	7%	3,492
HEALTH CARE DISTRICT OF PALM BEACH COUNTY	2	3,217	261	8%	3,480
MINUTECLINIC LLC #3285		3,040	426	12%	3,466
ADVENTHEALTH CENTRA CARE CONWAY		2,939	520	15%	3,459
MINUTECLINIC LLC #1350		3,043	394	11%	3,437
PHYSICIANS PRIMARY CARE	2	3,106	326	9%	3,434
MINUTECLINIC LLC #4612		2,826	598	17%	3,424
MINUTECLINIC, LLC # 4469		3,008	387	11%	3,395
MINUTECLINIC LLC #476		2,942	452	13%	3,394
IMMOKALEE CHD		3,155	234	7%	3,389
MINUTECLINIC LLC #8381		2,943	442	13%	3,385
MARINERS HOSPITAL	1	3,074	310	9%	3,385
MINUTECLINIC LLC #4024		2,978	405	12%	3,383
MINUTECLINIC LLC #3648		2,769	606	18%	3,375
MINUTECLINIC LLC #1821		2,989	372	11%	3,361
GESSLER CLINIC	2	2,336	1,012	30%	3,350
MINUTECLINIC LLC #5157		2,929	401	12%	3,330
MEMORIAL HOSPITAL PEMBROKE	3	2,942	374	11%	3,319
MEDEXPRESS FORT MYERS		2,876	406	12%	3,282
SELECT LABORATORIES - MARION COUNTY, FL LLC	5	2,946	316	10%	3,267
ACCESS POINT HEALTHCARE URGENT & PRIMARY CARE	2	2,554	707	22%	3,263
MEDIQUICK URGENT CARE CENTERS INC		2,506	741	23%	3,247
MINUTECLINIC LLC #3635		2,805	438	14%	3,243
BAPTIST HEALTH - OAKLEAF		2,716	496	15%	3,212
MEDEXPRESS URGENT CARE CORAL SPRINGS		2,849	356	11%	3,205

COVID-19: testing by laboratory

Data through May 10, 2021 verified as of May 11, 2021 at 09:25 AM

Data in this report are provisional and subject to change.

The numbers in the table below represent the number of Florida and non-Florida residents for whom test results were received by the Department of Health. A person can be tested by more than one laboratory and can have both positive and negative results. **Therefore, the sum of the numbers in each column will be larger than the total number of people tested.**

Reporting lab	Inconclusive	Negative	Positive	Percent positive	Total
ADVENT HEALTH - DADE CITY		2,799	378	12%	3,177
AFC PHYSICIANS OF FLORIDA PA		2,551	552	18%	3,103
BAY MEDICAL CENTER SACRED HEART HEALTH SYSTEM		2,454	644	21%	3,098
CHARLES AIESI CONSULTING INC	14	2,744	315	10%	3,073
NXGEN MDX LLC	7	2,723	340	11%	3,070
KEYS AHEC SCHOOL MEDICAL CLINIC	15	2,902	152	5%	3,069
JUPITER MEDICAL CENTER URGENT CARE		2,395	654	21%	3,049
MEDEXPRESS URGENT CARE - CLEWISTON		2,553	493	16%	3,046
VETERANS AFFAIRS MEDICAL CENTER - ORLANDO	1	1,343	1,684	56%	3,028
MINUTECLINIC LLC #214		2,521	486	16%	3,007
EMERGENCY PHYSICIANS MEDICAL CENTER		1,830	1,168	39%	2,998
CAREFAST+	1	2,163	794	27%	2,958
JACKSON HOSPITAL CLINICAL LABORATORY		2,583	353	12%	2,936
MINUTECLINIC LLC #5069		2,454	476	16%	2,930
LAKE WALES MEDICAL CENTER INC		2,578	341	12%	2,919
BAPTIST HEALTHCARE - GULF BREEZE HOSPITAL	3	2,428	485	17%	2,916
MINUTECLINIC LLC #1815		2,605	309	11%	2,914
PARRISH MEDICAL CENTER	2	2,530	361	12%	2,893
MEDEXPRESS URGENT CARE BOCA RATON		2,633	258	9%	2,891
STONE CLINICAL LABORATORIES		2,790	96	3%	2,886
HEALTH CENTRAL CLINICAL LABORATORY		2,516	369	13%	2,885
WALGREENS ORLANDO	3	2,540	340	12%	2,883
DR G'S URGENT CARE		2,496	375	13%	2,871
BLUE MED CONSULTANTS		2,754	112	4%	2,866
GENOME LLC	2	2,643	200	7%	2,845
BAPTIST HEALTH SOUTH FLORIDA - MIAMI BEACH URGENT CARE		2,411	422	15%	2,833
AMELIA EXPRESS CARE LLC	10	2,471	345	12%	2,826
FLORIDA MEDICAL CLINIC	3	1,339	1,483	52%	2,825
MINUTECLINIC LLC #3236		2,451	369	13%	2,820
CITRUS MEMORIAL HOSPITAL LABORATORY		2,253	528	19%	2,781
CELESTA MEDICAL SERVICES LLC DBA - AMERICAN RESEARCH LABS		2,544	236	8%	2,780
DONALD W ROBERTSON DO PA		2,158	600	22%	2,758
MEDEXPRESS PORT CHARLOTTE		2,457	296	11%	2,753
SACRED HEART HEALTH SYSTEM, INC	1	1,875	873	32%	2,749
PATIENTS FIRST - THOMASVILLE ROAD		2,451	292	11%	2,743
BOND URGENT CARE LLC		2,061	665	24%	2,726
TAMPA COMMUNITY HOSPITAL		2,316	385	14%	2,701
MINI ER WATERFORD LAKES, THE		2,322	370	14%	2,692
MINUTECLINIC LLC		2,359	320	12%	2,679
EMERALD COAST URGENT CARE, LLC	1	1,972	660	25%	2,633
MINUTECLINIC LLC #8927		2,215	413	16%	2,628
NCHMD INC		2,217	404	15%	2,621
MINUTECLINIC LLC #5187		2,261	333	13%	2,594
GRAVITY DIAGNOSTICS, LLC	8	2,371	206	8%	2,585
OPTUM LABS LLC	1	2,363	211	8%	2,575
ADVENT HEALTH - OCALA		2,124	447	17%	2,571
MINUTECLINIC LLC #3637		2,052	504	20%	2,556

COVID-19: testing by laboratory

Data through May 10, 2021 verified as of May 11, 2021 at 09:25 AM

Data in this report are provisional and subject to change.

The numbers in the table below represent the number of Florida and non-Florida residents for whom test results were received by the Department of Health. A person can be tested by more than one laboratory and can have both positive and negative results. **Therefore, the sum of the numbers in each column will be larger than the total number of people tested.**

Reporting lab	Inconclusive	Negative	Positive	Percent positive	Total
ASCENSION SACRED HEART - GULF		1,989	559	22%	2,548
INTELEX LABS, LLC		2,437	83	3%	2,520
BAPTIST HEALTH EMERGENCY CENTER AT WEST CORAL WAY		2,074	442	18%	2,516
WHOLE FAMILY HEALTH CENTER INC		2,002	513	20%	2,515
EMERALD COAST URGENT CARE LLC		1,825	657	26%	2,482
CORE DIAGNOSTIC LABORATORIES LLC	17	2,105	341	14%	2,463
PHYSICIANS STAT LAB	3	1,079	1,371	56%	2,453
COMMUNITY HEALTH NORTHWEST FLORIDA	4	1,857	554	23%	2,415
PENSACOLA PEDIATRICS PA	1	2,232	180	7%	2,413
ASSOCIATED PATHOLOGISTS, LLC	3	1,947	398	17%	2,348
NCH NORTHEAST	7	1,845	493	21%	2,345
APALACHEE CORRECTIONAL INSTITUTION EAST UNIT		2,309	31	1%	2,340
WHITE WILSON MEDICAL CENTER		928	1,397	60%	2,325
PHYSICIAN ASSOCIATES		2,070	241	10%	2,311
LEE HEALTH - COCONUT POINT CLINICAL LAB	2	1,872	433	19%	2,307
UNIVERSITY OF NORTH FLORIDA STUDENT HEALTH		2,218	80	3%	2,298
MEDICAL CONSULTANTS OF FLORIDA, LLC	2	1,935	341	15%	2,278
MARTIN HEALTH SYSTEM - ST LUCIE WEST		2,050	197	9%	2,247
BIO-TECH CLINICAL LABORATORIES INC		1,921	313	14%	2,234
PRIMEHEALTH URGENT CARE	1	1,865	361	16%	2,227
TOM LEE COMMUNITY HEALTH CENTER	1	1,578	642	29%	2,221
FLOWERS HOSPITAL		2,010	192	9%	2,202
FIU-HEALTH AUXILIARY LABORATORY	6	2,059	135	6%	2,200
BARDMOOR LABORATORY	9	1,855	324	15%	2,188
BAYFRONT HEALTH - CITRUS HILLS		1,930	245	11%	2,175
DOC SMILEYS URGENT CARE LLC		1,767	386	18%	2,153
ADVANCED MEDICAL OF NAPLES LLC		1,914	239	11%	2,153
MINUTECLINIC, LLC #3245		1,752	389	18%	2,141
LITTLE PINE PEDIATRICS	1	1,846	278	13%	2,125
READY RESPONDERS FLORIDA, PLLC		1,780	274	13%	2,054
GENUS3		1,976	74	4%	2,050
STATMED OCALA	7	1,842	197	10%	2,046
ARCPOINT LABS		1,427	602	30%	2,029
ABSOLUTE GENOMICS	3	1,762	255	13%	2,020
MIAMI JEWISH HEALTH SYSTEMS		1,911	87	4%	1,998
WILLIAM OWEN PASS PARK		1,738	257	13%	1,995
GENESIS LABORATORY MANAGEMENT	15	1,680	258	13%	1,953
DOC SMILEY'S URGENT CARE		1,706	247	13%	1,953
FG RAPID RESULTS	6	1,553	393	20%	1,952
ED FRASER MEMORIAL HOSPITAL		1,686	261	13%	1,947
MEDFAST URGENT CARE CENTERS LLC	2	608	1,334	69%	1,944
LABORATORY SPECIALISTS OF MICHIGAN		1,597	333	17%	1,930
OPTUMCARE FLORIDA LLC		1,612	316	16%	1,928
PATIENTS FIRST LAKE ELLA MEDICAL CENTER		1,736	183	10%	1,919
BROWNWOOD CARE CENTER		1,682	233	12%	1,915
SUNRISE URGENT CARE ASSOCIATES LLC D/B/A	10	1,348	552	29%	1,910
PROJECT HEALTH, INC SUMTERVILLE	5	1,526	328	18%	1,859

COVID-19: testing by laboratory

Data through May 10, 2021 verified as of May 11, 2021 at 09:25 AM

Data in this report are provisional and subject to change.

The numbers in the table below represent the number of Florida and non-Florida residents for whom test results were received by the Department of Health. A person can be tested by more than one laboratory and can have both positive and negative results. **Therefore, the sum of the numbers in each column will be larger than the total number of people tested.**

Reporting lab	Inconclusive	Negative	Positive	Percent positive	Total
PROHEALTH MEDICAL CLINIC		1,206	644	35%	1,850
NEIGHBORHOOD MEDICAL CENTER INC	17	1,629	186	10%	1,832
KETAMINE HEALTH CENTERS LLC	1	1,661	152	8%	1,814
BROAD INSTITUTE CLINICAL SEQUENCING RESEARCH PLATFORM	16	1,723	69	4%	1,808
ER QUICKCARE PL		1,544	253	14%	1,797
IGENOMIX USA LLC	55	1,570	165	9%	1,790
PEDIATRIC HEALTH CARE ALLIANCE - NORTHDALE		1,621	157	9%	1,778
NORTH SHORE LONG ISLAND JEWISH HEALTH	1	1,671	96	5%	1,768
SPARROW HEALTHCARE	2	1,503	254	14%	1,759
RIVER TOWN DIAGNOSTIC LLC		1,470	286	16%	1,756
QUICK CARE MED		1,415	341	19%	1,756
FLORIDA DEPARTMENT OF HEALTH IN POLK COUNTY	2	1,331	410	24%	1,743
ADVENTHEALTH CENTRA CARE TRINITY		1,499	235	14%	1,734
Community_Health		1,533	199	11%	1,732
MEDEXPRESS URGENT CARE - JAX ATLANTIC BLVD		1,498	229	13%	1,727
LABTECH DIAGNOSTIC		1,426	294	17%	1,720
SHELL POINT NURSING PAVILION	1	1,639	78	5%	1,718
VRL EUROFINS		1,659	42	2%	1,701
PARAMOUNT URGENT CARE - CLERMONT		966	732	43%	1,698
JW PLASTIC SURGERY		1,449	244	14%	1,693
COLLIER URGENT CARE CENTERS CREEKSIDE		1,495	188	11%	1,683
MYTEST DIAGNOSTICS		1,603	78	5%	1,681
AMERICAN SCIENTIFIC LABORATORIES LLC		1,640	36	2%	1,676
BAPTIST HEALTH SOUTH FLORIDA - KEY BISCANE URGENT CARE EXPRESS		1,476	199	12%	1,675
FIRST QUALITY LABORATORY		1,567	106	6%	1,673
CAREMED CLINIC LLC	1	1,330	313	19%	1,644
ST ANNES NURSING CENTER		1,605	33	2%	1,638
ELLENTON URGENT CARE		1,385	238	15%	1,623
NORTH VISTA HOSPITAL LABORATORY		1,344	274	17%	1,618
OPTEO LABORATORY		1,578	36	2%	1,614
UNIVERSITY OF ALABAMA AT BIRMINGHAM		1,564	48	3%	1,612
BAPTIST HEALTH SOUTH FLORIDA - COUNTRY WALK URGENT CARE EXPRESS		1,358	248	15%	1,606
SPEARHEAD MEDICAL		1,478	123	8%	1,601
PARAMOUNT URGENT CARE VILLAGES		1,016	575	36%	1,591
MATRIX CLINICAL LABS (FORMERLY BIOCERNA LLC)	13	1,407	169	11%	1,589
ASSURANCE SCIENTIFIC LABORATORIES	1	1,297	283	18%	1,581
MELBOURNE MEDICAL LABORATORY☐	2	1,367	205	13%	1,574
CAREFAST MURABELLA		1,052	516	33%	1,568
LPG COCONUT POINT		1,324	240	15%	1,564
PRIMARY CARE SOUTH INC		1,053	496	32%	1,549
BAPTIST HEALTHCARE - JAY HOSPITAL	3	1,164	375	24%	1,542
EUROFINS NTD, LLC		1,492	45	3%	1,537
UHEALTH CLINIC AT WALGREENS		1,243	293	19%	1,536
CYPRESS VILLAGE	1	1,500	30	2%	1,531
NYU HOSPITALS CENTER CLINICAL LABORATORIES		1,478	49	3%	1,527
INNOVATIVE TRANSFUSION MEDICINE, INC	11	1,336	179	12%	1,526
MEDLAB DIAGNOSTICS, LLC		1,412	109	7%	1,521

COVID-19: testing by laboratory

Data through May 10, 2021 verified as of May 11, 2021 at 09:25 AM

Data in this report are provisional and subject to change.

The numbers in the table below represent the number of Florida and non-Florida residents for whom test results were received by the Department of Health. A person can be tested by more than one laboratory and can have both positive and negative results. **Therefore, the sum of the numbers in each column will be larger than the total number of people tested.**

Reporting lab	Inconclusive	Negative	Positive	Percent positive	Total
ACCESS MEDICAL LABS		777	727	48%	1,504
SMA LAB	12	1,327	163	11%	1,502
PALM BAY HOSPITAL CLINICAL LABORATORY		1,093	401	27%	1,494
ADDICTION LABS OF AMERICA	3	1,400	84	6%	1,487
TREASURE COAST MEDICAL ASSOCIATES INC		748	736	50%	1,484
NORTH FLORIDA PEDIATRICS - LAKE CITY		1,258	226	15%	1,484
CREEKSIDE CARE CENTER	1	1,295	185	12%	1,481
GROWING TOGETHER PEDIATRICS LLC		1,388	75	5%	1,463
ADVANCE MEDICAL OF NAPLES		327	1,124	77%	1,451
BREVARD HEALTH ALLIANCE INC, THE		1,347	91	6%	1,438
UHEALTH DEERFIELD BEACH/UMSYLVESTER DEERFIELD BEACH LABORATORY	3	1,380	55	4%	1,438
TEMPUS CLINICAL LABORATORY	10	1,271	155	11%	1,436
PEDIATRICS OF CENTRAL FLORIDA PA	20	1,334	70	5%	1,424
PATIENTS CHOICE LABORATORIES		831	592	42%	1,423
PROJECT HEALTH INC	4	1,208	203	14%	1,415
COASTAL LABORATORIES	1	1,123	287	20%	1,411
AMELIA EXPRESS CARE	1	772	633	45%	1,406
CARENOW URGENT CARE - FORT PIERCE		993	403	29%	1,396
6TH MEDICAL GROUP - MCDILL AFB	3	1,312	74	5%	1,389
MINUTE CLINIC INCORPORATE		1,315	52	4%	1,367
PALM HARBOR PHARMACY		1,187	173	13%	1,360
ASCENSION ST VINCENT'S - SOUTHSIDE		1,308	49	4%	1,357
VAVA PARTNERS LLC		529	828	61%	1,357
USF MORSANI CENTER FOR ADVANCED HEALTH CARE		1,185	164	12%	1,349
ST PETERSBURG PEDIATRICS	1	1,212	125	9%	1,338
STEWART REFERENCE LABORATORY	1	788	546	41%	1,335
ADVANCED DIAGNOSTIC LABORATORY		1,286	47	4%	1,333
NORTH OKALOOSA MEDICAL CENTER		980	352	26%	1,332
LAB24 INC	3	643	677	51%	1,323
XPRESS URGENT CARE	4	1,109	202	15%	1,315
NAPLES URGENT CARE	1	861	452	34%	1,314
PALM BEACH ATLANTIC UNIVERSITY		1,267	45	3%	1,312
HOLIDAY CVS LLC DBA CVSPHARMACY #5155		1,240	71	5%	1,311
EAST LAKE PEDIATRICS		1,175	136	10%	1,311
INTERLACHEN PEDIATRICS PA		1,246	64	5%	1,310
CARE ONE OF FLORIDA LLC		965	340	26%	1,305
SOLARIS HEALTHCARE PALATKA		1,186	106	8%	1,292
NORTH FLORIDA PEDIATRICS-TALLAHASSEE	1	1,177	106	8%	1,284
BETHESDA HEALTH URGENT CARE		1,088	186	15%	1,274
COASTAL PEDIATRIC GROUP		1,099	162	13%	1,261
PROFESSIONAL HEALTH EXAMINERS DBA PROHEALTH	1	1,029	230	18%	1,260
STAGEZERO LIFE SCIENCES INC	4	1,149	105	8%	1,258
HALIFAX MEDICAL CENTER-PORT ORANGE LAB		1,095	161	13%	1,256
PENSACOLA PEDIATRICS PA - TIGER POINT	24	1,108	120	10%	1,252
FAMILY HEALTH CENTERS OF SOUTHWEST FLORIDA INC		1,131	121	10%	1,252
INTERLACHEN PEDIATRICS		1,203	44	4%	1,247
ARCPPOINT LABS OF CORAL SPRINGS FL		992	246	20%	1,238

COVID-19: testing by laboratory

Data through May 10, 2021 verified as of May 11, 2021 at 09:25 AM

Data in this report are provisional and subject to change.

The numbers in the table below represent the number of Florida and non-Florida residents for whom test results were received by the Department of Health. A person can be tested by more than one laboratory and can have both positive and negative results. **Therefore, the sum of the numbers in each column will be larger than the total number of people tested.**

Reporting lab	Inconclusive	Negative	Positive	Percent positive	Total
CATALYST WALK IN CLINIC		979	240	20%	1,219
FISHERMENS HOSPITAL CLINICAL LAB		1,118	100	8%	1,218
CLINICORE		1,124	91	7%	1,215
EPN URGENT CARE NAPLES	2	792	419	35%	1,213
ALTAMONTE MD		982	230	19%	1,212
LAKE BALDWIN		1,150	60	5%	1,210
TYNDALL AIR FORCE BASE		985	217	18%	1,202
CLARITY LABS		1,080	109	9%	1,189
CAPE CANAVERAL HOSPITAL		868	311	26%	1,179
LOOP PEDIATRICS PA	3	999	170	15%	1,172
BREVARD HEALTH ALLIANCE		862	310	26%	1,172
BERNHARDT LABORATORIES	2	1,070	96	8%	1,168
PROFESSIONAL HEALTH EXAMINERS		984	153	13%	1,137
CAPSTONE HEALTHCARE		802	330	29%	1,132
PRIMARY CARE OF THE TREASURE COAST		994	135	12%	1,129
LAB DOCTOR		989	138	12%	1,127
VERITAS GENETICS	61	945	119	11%	1,125
GENEIQ		1,056	65	6%	1,121
EMERALD COAST PEDIATRICS		1,058	57	5%	1,115
NORTH FLORIDA MEDICAL GROUP		951	161	14%	1,112
MINUTECLINIC, LLC DBA MINUTECLINIC #4717		1,063	42	4%	1,105
XYZ LABORATORY	8	942	146	13%	1,096
MIDWAY SPECIATLY CARE CENTER	3	870	222	20%	1,095
LENCO MEDICAL LABORATORY		1,035	58	5%	1,093
THE HEALTH CENTER OF PLANT CITY		1,003	82	8%	1,085
MILLER BIOCONNECT		979	93	9%	1,072
SPRING HILL HEALTH AND REHABILITATION CENTER		1,043	28	3%	1,071
HENDRY REGIONAL MEDICAL CENTER CLINICAL LABORATORY		809	259	24%	1,068
AMERICAN FAMILY CARE PENSACOLA WEST		533	533	50%	1,066
BAPTIST HEALTH - MD ANDERSON CANCER CENTER		1,056	6	1%	1,062
WOODLANDS MEDICAL SPECIALISTS		794	268	25%	1,062
RAINBOW RIVER MEDICAL LABORATORY		978	83	8%	1,061
CHILDRENS MEDICAL ASSOCIATION		964	88	8%	1,052
ADVENTHEALTH EXPRESS CARE AT WALGREENS		904	146	14%	1,050
C.W. BILL YOUNG VA MEDICAL CENTER	1	23	1,013	98%	1,037
VRL EUROFINs - DALLAS		1,024	13	1%	1,037
CVS HEALTH		813	218	21%	1,031
24 HOUR PEDIATIC CARE CENTER	4	951	67	7%	1,022
PEDIATRIC HEALTHCARE ALLIANCE		965	55	5%	1,020
EAST LAKE PEDIATRICS PA		926	94	9%	1,020
NORTH FLORIDA PEDIATRICS PA - SUWANNEE	3	883	129	13%	1,015
VERITOR		852	162	16%	1,014
E-LAB OF FLORIDA		923	90	9%	1,013
BHA CENTRAL COUNTY CLINIC		911	101	10%	1,012
PHAROS HEALTH		756	255	25%	1,011
COVANCE CLINICAL RESEARCH UNIT INC		984	27	3%	1,011
JACKSONVILLE BEACH PEDIATRIC CARE CENTER		937	74	7%	1,011

COVID-19: testing by laboratory

Data through May 10, 2021 verified as of May 11, 2021 at 09:25 AM

Data in this report are provisional and subject to change.

The numbers in the table below represent the number of Florida and non-Florida residents for whom test results were received by the Department of Health. A person can be tested by more than one laboratory and can have both positive and negative results. **Therefore, the sum of the numbers in each column will be larger than the total number of people tested.**

Reporting lab	Inconclusive	Negative	Positive	Percent positive	Total
CONSULATE HEALTH CARE OF NEW PORT RICHEY	2	879	127	13%	1,008
FAST TRACK URGENT CARE CENTER		4	1,004	100%	1,008
NORTH SHORE LIJ URGENT CARE PC		944	60	6%	1,004
SOLARIS HEALTHCARE CHARLOTTE HARBOR		947	56	6%	1,003
DAIRY ROAD URGENT CARE	2	839	159	16%	1,000
HISTOPATHOLOGY SERVICES, LLC		887	110	11%	997
VIERA HOSPITAL, INC		805	192	19%	997
NORTH FL SOUTH GA HCS-LAKE CITY		963	30	3%	993
PENSACOLA PEDIATRICS	2	893	96	10%	991
LAKELAND REGIONAL HEALTH - PWC/OB		36	954	96%	990
UNIVERSITY OF WEST FLORIDA STUDENT HEALTH SERVICES	1	850	128	13%	979
NORTH FLORIDA PEDIATRICS PA	2	852	117	12%	971
Fernandina Beach Rehabilitation and Nursing Center	1	947	19	2%	967
DEPARTMENT OF CLINICAL LABS	1	945	21	2%	967
DEPT OF VA MEDICAL CENTER - MIAMI	8	914	44	5%	966
APLS SERVICES LLC D/B/A CLEAR DIAGNOSTICS	14	932	18	2%	964
PALM GARDEN OF PORT SAINT LUCIE		947	12	1%	959
RESTORE HEALTH URGENT CARE		780	179	19%	959
CALHOUN LIBERTY HOSPITAL		789	169	18%	958
REDI MED LLC		774	181	19%	955
Point of Care Testing	1	128	825	86%	954
SOUTHEAST ALABAMA MEDICAL CENT		894	60	6%	954
MOLECULAR TESTING LABS		862	90	9%	952
TACACHALE CLINICAL LABORATORY	1	899	50	5%	950
WELL HEALTH WORKS	23	848	77	8%	948
LEE COUNTY EMERGENCY MEDICAL SERVICE	1	814	126	13%	941
MOORINGS PARK INSTITUTE, INC, THE		903	37	4%	940
ENCOMPASS HEALTH		915	22	2%	937
INTEGRITY LABORATORIES, LLC	4	767	165	18%	936
ABBOTT LABORATORIES		815	121	13%	936
WHITE-WILSON MEDICAL CENTER - FORT WALTON BEACH		906	26	3%	932
PALACE NURSING HOME & REHAB CENTER		879	43	5%	922
GENE TOX WORLDWIDE	60	736	125	14%	921
NCHMD, INC SOUTHEAST IMMEDIATE CARE		722	198	22%	920
DOCTOR'S MEMORIAL HOSPITAL		751	168	18%	919
MEDICAL CENTER OF DELTONA, INC		785	128	14%	913
COASTAL PHYSICIANS, LLC		734	175	19%	909
CLINICAL ENTERPRISE, INC		880	25	3%	905
GULF COAST VILLAGE		860	43	5%	903
Victoria Nursing and Rehabilitation Center		842	55	6%	897
EXPRESS PHARMACY		827	69	8%	896
FAMILY HEALTH CENTERS OF SWF LABS	2	765	124	14%	891
MINUTECLINIC LLC, #10357		879	6	1%	885
Tampa Lakes Health and Rehabilitation Center	2	807	73	8%	882
CRUCIAL CARE EMERGENCY MEDICINE DOCTORS		705	174	20%	879
ANY LAB TEST NOW	2	597	276	32%	875
AMERICAN MEDICAL RESPONSE		865	9	1%	874

COVID-19: testing by laboratory

Data through May 10, 2021 verified as of May 11, 2021 at 09:25 AM

Data in this report are provisional and subject to change.

The numbers in the table below represent the number of Florida and non-Florida residents for whom test results were received by the Department of Health. A person can be tested by more than one laboratory and can have both positive and negative results. **Therefore, the sum of the numbers in each column will be larger than the total number of people tested.**

Reporting lab	Inconclusive	Negative	Positive	Percent positive	Total
LIFE CARE CENTER OF NEW PORT RICHEY		833	40	5%	873
PRIMARY CARE SERVICES AT ST ANDREWS ESTATES		869	3	0%	872
BOND CLINIC PA PEDIATRICS DEPT		807	60	7%	867
AFC URGENT CARE CLEARWATER	1	182	680	79%	863
TOTAL RENAL LABORATORIES INC DBA DAVITA LABS	1	737	123	14%	861
PRIMARY CARE SERVICES AT INDIAN RIVER ESTATES		834	25	3%	859
CLINICAL PATHOLOGY LABS INC		770	87	10%	857
MINUTECLINIC LLC #3281		736	121	14%	857
POINT WASHINGTON MEDICAL CLINIC	1	637	212	25%	850
ADVENTHEALTH MEDICAL GROUP PROMPT CARE		621	229	27%	850
CHURCH OF SCIENTOLOGY FLAG SERVICE ORGANIZATION		813	36	4%	849
CENTRAL FLORIDA HEALTH CARE INC		727	122	14%	849
FLORIDA GULF COAST UNIVERSITY		651	197	23%	848
CARITHERS PEDIATRIC GROUP		786	61	7%	847
CITY MEDICAL OF NEW JERSEY, PC		769	77	9%	846
AUGUSTUS LABS LLC		696	148	18%	844
J AND G MEDICAL GROUP LLC		697	142	17%	839
WHITE WILSON MEDICAL CENTER PA - NAVARRE		708	127	15%	835
BRISTOL AT TAMPA, THE	4	808	22	3%	834
Southern Oaks Care Center	1	793	38	5%	832
RUSKIN HEALTH CENTER	1	556	274	33%	831
PEBBLEBROOK PHARMACY	1	689	139	17%	829
MEDONE URGENT CARE CENTER		604	224	27%	828
PALM GARDEN OF VERO BEACH		771	51	6%	822
DYNIX DIAGNOSTICS	2	534	282	34%	818
FLORIDA HOSPITAL ORLANDO		743	74	9%	817
FLAGLER COUNTY HEALTH DEPARTMENT	3	633	178	22%	814
ASAP LABS LLC	7	655	151	19%	813
VITAS HEALTHCARE CORPORATION OF FLA	1	805	6	1%	812
ASCENSION ST VINCENT'S - CLAY		775	35	4%	810
GOLDEN GATE FAMILY CLINIC		332	477	59%	809
PEDIATRIC HEALTHCARE ALLIANCE PA		739	62	8%	801
BOND AND STEELE CLINIC PA		588	212	27%	800
NITE LITE PEDIATRICS		234	564	71%	798
NONE		308	489	61%	797
TELESCOPE HEALTH LLC	4	671	121	15%	796
BUFFALO CROSSING HEALTHCARE & REHABILITATION CTR		775	19	2%	794
ORANGE BLOSSOM FAMILY HEALTH		743	48	6%	791
VALENCIA HILLS HEALTH AND REHABILITATION CENTER		767	17	2%	784
ETHOS WELLNESS PHARMACY		728	50	6%	778
WATSON THERAPEUTICS INC	1	735	39	5%	775
VENICE REGIONAL BAYFRONT HEALTH (PULMONARY)		637	135	17%	772
SEMINOLE NURSING PAVILION		763	8	1%	771
WILLOWBROOKE COURT AT EDGEWATER POINTE ESTATES		761	9	1%	770
ORLANDO HEALTH AND REHAB CENTER		722	45	6%	767
KENDALL HEALTHCARE PROPERTIES DBA	2	731	30	4%	763
MOUNT SINAI LABORATORY		722	37	5%	759

COVID-19: testing by laboratory

Data through May 10, 2021 verified as of May 11, 2021 at 09:25 AM

Data in this report are provisional and subject to change.

The numbers in the table below represent the number of Florida and non-Florida residents for whom test results were received by the Department of Health. A person can be tested by more than one laboratory and can have both positive and negative results. **Therefore, the sum of the numbers in each column will be larger than the total number of people tested.**

Reporting lab	Inconclusive	Negative	Positive	Percent positive	Total
Crestview Rehabilitation Center	5	624	129	17%	758
LIFE CARE CENTER OF PENSACOLA		708	49	6%	757
ADVENT HEALTH - DELTONA ER		627	128	17%	755
BOCA GRANDE HEALTH CLINIC		714	40	5%	754
MAIN STREET MEDICAL CENTER		223	529	70%	752
NORTHEAST FLORIDA NEUROLOGY CLINICS, INC		637	113	15%	750
LIFEBRITE	2	516	229	31%	747
ADVENT HEALTH LAB - ORLANDO		434	312	42%	746
MANOR CARE HEALTH SERVICES - FT MYERS		718	28	4%	746
RAINBOW PEDIATRIC CENTER PA		695	47	6%	742
SANTA ROSA MEDICAL GROUP		575	166	22%	741
PHYSICIANS STAT LAB INC		649	92	12%	741
THE PRESERVE		723	16	2%	739
DXTERITY DIAGNOSTICS	2	692	43	6%	737
LIFE CARE CENTER OF ORANGE PARK		698	34	5%	732
ARTHREX MEDICAL CENTER	1	575	154	21%	730
PEDIATRICS IN BREVARD PA		660	67	9%	727
EMED LABS, LLC	3	705	19	3%	727
EDEN SPRINGS NURSING AND REHAB CENTER		613	112	15%	725
GULF COAST MOLECULAR LABORATORIES	13	599	109	15%	721
CARE ONE OF FLORIDA	1	537	183	25%	721
FORT MYERS INTERNAL MEDICINE, LLC		651	69	10%	720
DISNEY COVID TEST SITE		703	17	2%	720
PALM GARDEN OF CLEARWATER		702	18	3%	720
BALDWIN PEDIATRICS	1	685	33	5%	719
MANOR PINES CONVALESCENT CENTER LLC	1	693	23	3%	717
SUWANNEE HEALTH AND REHABILITATION CENTER		709	5	1%	714
DIAMOND RIDGE HEALTH AND REHABILITATION		677	36	5%	713
HEARTLAND PEDIATRICS OF LAKE WALES		638	74	10%	712
JOHN KNOX VILLAGE HEALTH CENTER		678	31	4%	709
VETERANS AFFAIRS MEDICAL CENTER	1	45	663	94%	709
NCH HEALTHCARE SYSTEM MICROBIOLOGY LAB		2	705	100%	707
GRAND COURT TAMPA		702	4	1%	706
NCH HEALTHCARE BONITA		559	145	21%	704
MEDONE URGENT CARE AT ST. AUGUSTINE		250	453	64%	703
SOUTHERN LABORATORY SERVICES OF NWF		663	38	5%	701
CHILDRENS CLINIC WEST FLORIDA PEDIATRICS		645	55	8%	700
Signature HealthCare Center of Waterford		663	37	5%	700
CLIFFORD CHESTER SIMS STATE VETERANS		684	13	2%	697
EMERALD SHORES HEALTH AND REHABILITATION		593	102	15%	695
PREMIER MEDICAL LABORATORY SERVICES	2	468	225	32%	695
MAYFLOWER ASSISTED LIVING		687	7	1%	694
HOLMES REGIONAL MEDICAL CENTER		11	683	98%	694
QUALITOX LABORATORIES		499	190	28%	689
BAPTIST PRIMARY CARE	2	560	127	18%	689
NATURE COAST MEDICAL GROUP		563	122	18%	685
MEDICAL FP - WHOLE FAMILY HEALTH CENTER		565	120	18%	685

COVID-19: testing by laboratory

Data through May 10, 2021 verified as of May 11, 2021 at 09:25 AM

Data in this report are provisional and subject to change.

The numbers in the table below represent the number of Florida and non-Florida residents for whom test results were received by the Department of Health. A person can be tested by more than one laboratory and can have both positive and negative results. **Therefore, the sum of the numbers in each column will be larger than the total number of people tested.**

Reporting lab	Inconclusive	Negative	Positive	Percent positive	Total
Ocala Family Medical Center Inc	2	594	88	13%	684
VITAS Healthcare Corp of Central FL		656	26	4%	682
River Garden Hebrew Home for the Aged		624	57	8%	681
Physicians Primary Care of Southwest Florida	1	650	29	4%	680
Advent Health - Westchase ER		591	89	13%	680
MedStar Laboratory Inc	6	672	1	0%	679
AFC Urgent Care		248	428	63%	676
Signature Healthcare of Brookwood Gardens		664	11	2%	675
Tree House Pediatrics PLLC		606	68	10%	674
Mini ER Adult and Pediatric Urgent Care		574	98	15%	672
Golden Glades Nursing & Rehabilitation Ctr		646	22	3%	668
Florida Hospital Wauchula		507	160	24%	667
Quotient Sciences		644	23	3%	667
Clewiston Nursing and Rehabilitation Center		653	14	2%	667
Shore Acres Care Center		626	40	6%	666
Life Care Center of Hilliard		640	22	3%	662
Plantation Bay Rehabilitation Center		638	24	4%	662
Palm Garden of Tampa		630	32	5%	662
St John's Nursing Center		637	25	4%	662
America's Pharmacy LLC		578	81	12%	659
Point of Care Testing Site		630	26	4%	656
NSpire Healthcare Miami Lakes	8	633	15	2%	656
Michael A Middleton MD PA		624	32	5%	656
Willow Brooke Court at Indian River Estates		611	45	7%	656
Palm Beach County Firefighters Health Clinic, LLC		558	96	15%	654
HMA Santa Rosa Medical Center LLC DBA		530	123	19%	653
Naples Children's Urgent Care		573	80	12%	653
Maverick Labs		461	190	29%	651
Sabal Palms Health and Rehab		591	58	9%	649
Mid-Florida Pathology		481	167	26%	648
AdventHealth Medical Group Prompt Car	1	472	171	27%	644
Advent Health - Timberridge ER		547	96	15%	643
FHMG Florida Hospital Medical Group		595	46	7%	641
Veterans Affairs Medical Center - James A Haley			638	100%	638
Addington Place at Wellington Green		626	11	2%	637
Saints 120 LLC	1	600	34	5%	635
Childrens Medical Association PA		564	69	11%	633
Principle Laboratory	8	608	16	3%	632
Harbour Health Center		613	19	3%	632
Baldomero Lopez State Veterans Nursing Home	2	623	6	1%	631
Physicians Primary Care Lab	1	552	77	12%	630
Solaris Healthcare Lake City		524	103	16%	627
Continental Clinical Research, LLC		551	75	12%	626
Express Urgent Care LLC		1	624	100%	625
Consulate Healthcare of Vero Beach	14	527	83	13%	624
Manor Care Nursing Center of Sarasota FL LLC		537	87	14%	624
Sebastian River Medical Center	3	444	177	28%	624

COVID-19: testing by laboratory

Data through May 10, 2021 verified as of May 11, 2021 at 09:25 AM

Data in this report are provisional and subject to change.

The numbers in the table below represent the number of Florida and non-Florida residents for whom test results were received by the Department of Health. A person can be tested by more than one laboratory and can have both positive and negative results. **Therefore, the sum of the numbers in each column will be larger than the total number of people tested.**

Reporting lab	Inconclusive	Negative	Positive	Percent positive	Total
AFC URGENT CARE FAMILY CARE			621	100%	621
VILLA MARIA NURSING & REHAB CENTER INC	1	603	17	3%	621
PALM GARDEN OF OCALA		519	101	16%	620
DAVITA LABS	4	613	1	0%	618
PALM GARDEN OF ORLANDO		583	34	6%	617
INTERNAL MEDICINE & PEDIATRICS OF TAMPA BAY PA		537	79	13%	616
FLORIDA DEPARTMENT OF HEALTH IN CALHOUN COUNTY		474	141	23%	615
WELL-BEING MEDICAL CENTER PLLC		554	59	10%	613
THERADOC		152	461	75%	613
HOLY CROSS HOSPITAL		12	598	98%	610
PALMETTO FAMILY HEALTHCARE	1	398	209	34%	608
FLORIDA HOSPITAL MEDICAL GROUP		350	255	42%	605
PIONEER CLINICAL LAB LLC		495	109	18%	604
AFC URGENT CARE SEMINOLE	1		600	100%	601
HEALTH CENTER AT BRENTWOOD	1	553	47	8%	601
DASCENA, INC	3	537	60	10%	600
PATIENTS FIRST - MAHAN DRIVE		164	436	73%	600
MANOR OAKS NURSING & REHAB CENTER	5	592	2	0%	599
HOPE HOSPICE AND COMMUNITY SERVICES INC	14	560	21	4%	595
FOUNTAIN MANOR HEALTH AND REHAB CENTER	1	572	21	4%	594
URGENT CARE EXPRESS LLC		235	359	60%	594
UNIVERSITY OF TAMPA INC, THE		572	21	4%	593
BROOKDALE FORT MYERS CYPRESS LAKE		590	2	0%	592
NEW YORK HOSPITAL LABORATORIES	1	575	16	3%	592
The Manor at Blue Water Bay		528	63	11%	591
SHORELINE PHYSICIAN GROUP		364	223	38%	587
DOH - INDIAN RIVER		487	99	17%	586
ANCIENT CITY PEDIATRICS	1	559	25	4%	585
BODYK		573	11	2%	584
HOSPICE OF THE FLORIDA SUNCOAST,THE		575	9	2%	584
FLORIDA HOSPITAL HEARTLAND MED CTR LAKE PLACID		461	121	21%	582
AFC URGENT CARE TYRONE		4	578	99%	582
LAUDERDALE NURSING CENTER LLC	1	558	19	3%	578
SUNSHINE URGENT CARE LLC		423	154	27%	577
BONIFAY NURSING AND REHAB CENTER		543	33	6%	576
MEDICAL VB		451	121	21%	572
TENNESSEE DOH - NASHVILLE	2	504	66	12%	572
WEST GABLES HEALTH CARE CENTER		560	11	2%	571
INNOVATIVE GENOMICS, LLC	9	516	44	8%	569
PREMIER MEDICAL CENTER LLC	11	530	28	5%	569
ECCOLAB GROUP	1	148	419	74%	568
NURSING PLUS OF BROWARD LLC	1	542	23	4%	566
BENTON PEDIATRICS INC		505	58	10%	563
DBI HEALTH INC		546	16	3%	562
ORLANDO ORTHOPAEDIC OUTPATIENT SURGERY CENTER LLC		558	4	1%	562
PORT SAINT LUCIE HOSPITAL		552	10	2%	562
ARCPPOINTS LABS		490	71	13%	561

COVID-19: testing by laboratory

Data through May 10, 2021 verified as of May 11, 2021 at 09:25 AM

Data in this report are provisional and subject to change.

The numbers in the table below represent the number of Florida and non-Florida residents for whom test results were received by the Department of Health. A person can be tested by more than one laboratory and can have both positive and negative results. **Therefore, the sum of the numbers in each column will be larger than the total number of people tested.**

Reporting lab	Inconclusive	Negative	Positive	Percent positive	Total
NEMOURS CHILDERN'S HOSPITAL		453	108	19%	561
PLANT CITY PEDIATRICS	1	448	111	20%	560
RICARDO NAVARRO DO PA		474	85	15%	559
MEMORIAL PEMBROKE 24/7 CARE CENTER		430	128	23%	558
PALM GARDEN OF JACKSONVILLE☐	2	475	80	14%	557
VETERANS AFFAIRS MEDICAL CENTER - BAY PINES		19	537	97%	556
VETERANS AFFAIRS MEDICAL CENTER - GAINESVILLE		3	551	99%	554
The Sands at South Beach		549	4	1%	553
CONSULATE HEALTH CARE OF BAYONET POINT	4	535	14	3%	553
FIRST CHOICE PEDIATRICS		435	118	21%	553
CITRUS NURSING CENTER LLC		505	47	9%	552
ENCOMPASS HEALTH REHABILITATION HOSPITAL OF SUNRISE	8	536	8	1%	552
THE PALACE AT HOMESTEAD	1	529	21	4%	551
BROWARD PARTNERSHIP	6	536	8	1%	550
PEDIATRIC ASSOCIATES OF OCALA PA		508	42	8%	550
BAPTIST PRIMARY CARE, INC		519	31	6%	550
EXPERTUS LABORATORIES INC		448	100	18%	548
DIGNITY HEALING, LLC		528	19	3%	547
PALM GARDEN OF WINTER HAVEN	3	528	16	3%	547
VITAE DIAGNOSTICS		534	13	2%	547
Good Samaritan Society Kissimmee Village		481	66	12%	547
CHAUTAUQUA REHABILITATION AND NURSING CENTER		535	12	2%	547
NCF DIAGNOSTICS & DNA TECHNOLOGIES	15	213	318	58%	546
LIFE CARE CENTER OF WINTER HAVEN		525	20	4%	545
COASTAL URGENT CARE		428	116	21%	544
PEDIATRICS BY THE SEA		512	32	6%	544
CARENOW	2	308	233	43%	543
DOCTORS CENTER,THE		432	111	20%	543
Solaris Healthcare Daytona	2	491	49	9%	542
HERON POINTE HEALTH AND REHABILITATION	1	536	3	1%	540
NORTH FLORIDA REHABILITATION & SPECIALTY CARE☐		531	9	2%	540
JACKSON MEMORIAL LONG TERM CARE CENTER		505	34	6%	539
GANDY CROSSING CARE CENTER	1	520	18	3%	539
STEWART SEBASTIAN RIVER MEDICAL CENTER		480	57	11%	537
FLOMEDILAB		301	236	44%	537
JAMES A HALEY VETERANS HOSPITAL		1	535	100%	536
FLORIDA STATE HOSPITAL CLINICAL LABORATORY		533	3	1%	536
PENSACOLA PEDIATRICS MILTON		478	58	11%	536
PARTICLE THEORY LABS		510	25	5%	535
SANDBAY URGENT CARE		433	100	19%	533
THE VILLAGES REGIONAL HOSPITAL FREESTANDING		483	50	9%	533
LIFE CARE CENTER OF PALM BAY☐		505	28	5%	533
MANOR AT CARPENTERS		500	32	6%	532
JACKSON MEMORIAL PERDUE MEDICAL CENTER		501	29	5%	530
BROOKSVILLE HEALTHCARE CENTER LLC☐		514	15	3%	529
ORLANDO HEALTH CENTER FOR REHABILITATION		514	15	3%	529
KINDRED HOSPITAL	10	496	22	4%	528

COVID-19: testing by laboratory

Data through May 10, 2021 verified as of May 11, 2021 at 09:25 AM

Data in this report are provisional and subject to change.

The numbers in the table below represent the number of Florida and non-Florida residents for whom test results were received by the Department of Health. A person can be tested by more than one laboratory and can have both positive and negative results. **Therefore, the sum of the numbers in each column will be larger than the total number of people tested.**

Reporting lab	Inconclusive	Negative	Positive	Percent positive	Total
MEDICAL CENTER CLINIC-IMMEDIATE CARE	1	423	104	20%	528
MAGNOLIA FAMILY URGENT CARE		480	48	9%	528
LORI MCAULIFFE MD PA		481	47	9%	528
CLERMONT HEALTH AND REHABILITATION CENTER		495	33	6%	528
MED FAST URGENT CARE CENTER		260	268	51%	528
FLORIDA DEPARTMENT OF HEALTH CLAY COUNTY	1	424	101	19%	526
TRINITY REGIONAL REHAB CENTER		494	31	6%	525
LITTLE PINE PEDIATRICS PLLC	3	461	61	12%	525
WHITE-WILSON MEDICAL CENTER - NICEVILLE		475	50	10%	525
ORLANDO VA MEDICAL CENTER		2	523	100%	525
Solaris HealthCare Windermere		491	33	6%	524
Palm Garden of Largo		520	4	1%	524
MEDIPATH		89	435	83%	524
HILLCREST HEALTH CARE & REHABILITATION CENTER	3	504	15	3%	522
NEW PLANT CITY FAMILY CARE	1	288	232	45%	521
MEMPHIS PATHOLOGY LABORATORY	5	492	24	5%	521
SUSANNA WESLEY HEALTH CENTER		484	37	7%	521
ST CLOUD REGIONAL MEDICAL CENTER CLINICAL LAB		394	127	24%	521
SOLARIS HEALTHCARE OSCEOLA		494	25	5%	519
ENZO CLINICAL LABS INC	3	490	26	5%	519
STARKE FAMILY MEDICAL CENTER		424	95	18%	519
MIDWAY SPECIALTY CARE CENTER	3	401	114	22%	518
Ocala Health and Rehabilitation Center		494	23	4%	517
PARKLANDS FACILITY INC	4	469	42	8%	515
PINES OF SARASOTA		505	9	2%	514
MEDFAST URGENT CARE CENTERS		231	283	55%	514
PW WINDERMERE SUBTENANT LLC		510	3	1%	513
ATLANTIC SHORES NURSING AND REHAB CENTER	1	499	12	2%	512
THE SPRINGS AT BOCA CIEGA BAY		497	11	2%	508
NEW YORK PRESBYTERIAN - CUMC CLINICAL		487	20	4%	507
TIDEWELL HOSPICE INC	2	497	7	1%	506
FLO-MEDILAB SERVICES LLC		195	311	61%	506
ASSOCIATESMD MEDICAL GROUP INC		432	74	15%	506
EMERALD COAST PEDIATRICS & ADOL		439	65	13%	504
ASCEND CLINICAL	7	415	82	16%	504
UNIVERSITY OF CENTRAL FLORIDA HEALTH SERVICES		483	21	4%	504
LA MER NH LLC		495	8	2%	503
MOOSEHAVEN HEALTH CENTER		454	48	10%	502
ADVENTHEALTH EXPRESS CARE AT		417	84	17%	501
FAIRWAY OAKS CENTER LLC	6	488	6	1%	500
CLINICAL PATHOLOGY LABS		388	112	22%	500
METROPOLITAN HOSPITAL CENTER		491	8	2%	499
GEORGIA PUBLIC HEALTH LABORATORY		465	34	7%	499
NORTH FLORIDA RETIREMENT VILLAGE		494	4	1%	498
GOOD SAMARITAN CENTER		494	3	1%	497
Cypress Cove Care Center		396	101	20%	497
Consulate Health Care of North Fort Myers		484	13	3%	497

COVID-19: testing by laboratory

Data through May 10, 2021 verified as of May 11, 2021 at 09:25 AM

Data in this report are provisional and subject to change.

The numbers in the table below represent the number of Florida and non-Florida residents for whom test results were received by the Department of Health. A person can be tested by more than one laboratory and can have both positive and negative results. **Therefore, the sum of the numbers in each column will be larger than the total number of people tested.**

Reporting lab	Inconclusive	Negative	Positive	Percent positive	Total
BHA TITUSVILLE CLINIC		460	35	7%	495
Darcy Hall Of Life Care		481	14	3%	495
VITAS LUTHERAN TOWERS INPATIENT PROGRAM		429	65	13%	494
NAIA		493	1	0%	494
Colonial Lakes Health Care		448	46	9%	494
VITAS HEALTHCARE CORPORATION		488	5	1%	493
AMBULATORY SURGERY CENTER OF BOCA RATON LTD		489	4	1%	493
ELLENTON PEDIATRICS		473	19	4%	492
SOLARIS HEALTHCARE MERRITT ISLAND		431	61	12%	492
Quest Diag Unspecifd	1	326	164	33%	491
OKEECHOBEE COUNTY HEALTH DEPT	1	362	128	26%	491
WIMAUMA COMMUNITY HEALTH CENTER		406	84	17%	490
Heartland Healthcare of Ft. Myers	1	486	3	1%	490
Parkview Rehabilitation Center at Winter Park		479	10	2%	489
TUSKAWILLA NURSING AND REHAB CENTER	2	477	8	2%	487
EPN URGENT CARE		83	404	83%	487
BOULEVARD REHABILITATION CENTER		469	16	3%	485
AMEERAH LABS, LLC	2	394	89	18%	485
Life Care Center of Punta Gorda	1	469	15	3%	485
Williston Care Center		421	63	13%	484
AZALEA TRACE PHYSICIAN SERVICES		476	7	1%	483
FLETCHER HEALTH AND REHABILITATION CENTER		480	3	1%	483
VILLAGE DOCTORS OF KEYSTONE		383	99	21%	482
HARTS HARBOR HEALTH CARE CENTER		457	24	5%	481
PALM BEACH PEDIATRICS PA	2	416	61	13%	479
SOLARIS HEALTHCARE BAYONET POINT		458	21	4%	479
Manatee Springs Rehabilitation and Nursing Center		458	20	4%	478
MOBILE MEDICAL ASSOCIATES PL	17	408	52	11%	477
NAVAL HOSPITAL - JACKSONVILLE		137	340	71%	477
HEALTHY STEPS PEDIATRICS		424	52	11%	476
ADVENTHEALTH EXPRESS CARE AT WALGREENS 49TH STREET		405	71	15%	476
FAMILY EXPRESS URGENT CARE		5	470	99%	475
MEDSCAN LABORATORY INC	1	256	218	46%	475
Q ANSWER LAB	1	414	59	12%	474
Santa Rosa Center for Rehabilitation and Healing		402	71	15%	473
FAMILY CARE PARTNERS OF NORTHEAST FLORIDA LLC		393	79	17%	472
HOLISTIX TREATMENT CENTERS		460	10	2%	470
NTD_EUROFINS_AIMS		429	40	9%	469
MANOR CARE OF BOYNTON BEACH LLC		444	24	5%	468
ABBAY DELRAY		461	6	1%	467
MANORCARE HEALTH SERVICES - VENICE		410	56	12%	466
UNIVERSITY OF TAMPA STUDENT HEALTH AND SHC CLINICAL LABORATORY		298	168	36%	466
University Crossing		463	2	0%	465
BROOKDALE PALMER RANCH	1	407	57	12%	465
LIFE HOPE LABS, LLC		449	15	3%	464
Bayside Care Center	1	441	20	4%	462
HEALTHWORKS MED GROUP OF FLORIDA PA	3	450	9	2%	462

COVID-19: testing by laboratory

Data through May 10, 2021 verified as of May 11, 2021 at 09:25 AM

Data in this report are provisional and subject to change.

The numbers in the table below represent the number of Florida and non-Florida residents for whom test results were received by the Department of Health. A person can be tested by more than one laboratory and can have both positive and negative results. **Therefore, the sum of the numbers in each column will be larger than the total number of people tested.**

Reporting lab	Inconclusive	Negative	Positive	Percent positive	Total
AYERS HEALTH & REHABILITATION CENTER		454	7	2%	461
THE PALACE MANAGEMENT - THE PALACE AT CORAL GABLES		458	3	1%	461
PALM GARDEN OF WEST PALM BEACH	4	439	16	3%	459
SEASIDE HEALTH AND REHABILITATION CENTER		397	62	14%	459
SAMANTHA WILSON CARE CENTER	4	443	12	3%	459
TREASURE COAST COMMUNITY HEALTH	3	378	75	16%	456
CLARIDGE HOUSE NURSING CENTER		437	18	4%	455
INDIAN RIVER CTR, LLC		403	52	11%	455
ST PETERSBURG PEDIATRICS-SEMINOLE BLVD		381	73	16%	454
ONESTOP MEDICAL AND URGENT CARE LLC		395	59	13%	454
PEDIATRIC HEALTH CARE ALLIANCE, PA		410	43	9%	453
BLOUNTSTOWN REHABILITATION CENTER LLC		344	108	24%	452
ST PETERSBURG PEDIATRICS-PARK BLVD		410	42	9%	452
HARDEE COUNTY HEALTH DEPARTMENT		366	86	19%	452
ROLLINS COLLEGE WELLNESS CENTER		130	322	71%	452
ORCHARD PARK HEALTH & REHABILITATION		445	6	1%	451
ST ANDREWS BAY SKILLED NURSING &		389	61	14%	450
PRO HEALTH		202	248	55%	450
SMA SPECIALTY MEDICAL LAB		120	327	73%	447
NATIONS BEST FAMILY HEALTH CARE		263	184	41%	447
BAPTIST HEALTH URGENT CARE AT PLANTATION		377	69	15%	446
DIAMOND RIDGE HEALTH AND REHABILITATION CENTER		424	22	5%	446
OCEAN BIOSCIENCES		433	11	2%	444
RENAISSANCE AT THE TERRACES		435	8	2%	443
SPECIALTY HEALTH AND REHABILITATION CENTER		412	30	7%	442
Destin Healthcare and Rehabiliation Center	1	401	40	9%	442
EMERITUS AT NAPLES	2	439	1	0%	442
MORSELIFE MEMORY CARE RESIDENCE		432	9	2%	441
WATERMARK LAKE POINTE WOODS LLC		422	18	4%	440
BROOKDALE LAKE TAVARES		431	8	2%	439
MARION AND BERNARD L SAMSON NURSING CENTER		435	4	1%	439
RITECARE MEDICAL CENTER		348	90	21%	438
AVANTE AT OCALA INC	5	400	32	7%	437
ABBOTT DIAGNOSTICS		409	28	6%	437
DIAGNOSTIC & CLINICAL CARE SERVICES INC DBA		350	86	20%	436
Bardmoor Oaks Healthcare and Rehabilitation Center		422	14	3%	436
ORCHARD RIDGE CARE AND REHABILITATION CENTER		414	19	4%	433
TAMARAC REHABILITATION & HEALTH CENTER		427	6	1%	433
APP-UNIPATH, LLC	2	416	15	3%	433
FLORIDA HEART & VASCULAR MULTISPECIALTY GROUP PA		328	102	24%	430
WALGREENS 3173		392	38	9%	430
FLORIDA DEPT OF HEALTH IN BREVARD COUNTY	3	364	63	15%	430
AVECINA MEDICAL JULINGTON	1	240	189	44%	430
PruittHealth Panama City	1	365	64	15%	430
PENSACOLA PEDIATRICS, PA		410	19	4%	429
HCSO OCCUPATIONAL HEALTH AND WELLNESS CENTER		344	83	19%	427
SUNLAND MARIANNA COX MEDICAL CENTER		382	43	10%	425

COVID-19: testing by laboratory

Data through May 10, 2021 verified as of May 11, 2021 at 09:25 AM

Data in this report are provisional and subject to change.

The numbers in the table below represent the number of Florida and non-Florida residents for whom test results were received by the Department of Health. A person can be tested by more than one laboratory and can have both positive and negative results. **Therefore, the sum of the numbers in each column will be larger than the total number of people tested.**

Reporting lab	Inconclusive	Negative	Positive	Percent positive	Total
Life Care Center of Ocala		355	70	16%	425
SUN COUNTRY PEDIATRICS PLLC	9	378	37	9%	424
FLORIDA DEPARTMENT OF HEALTH IN LIBERTY COUNTY	3	324	97	23%	424
BAPTIST PRIMARY CARE INC	1	395	27	6%	423
PALMS OF SEBRING		385	38	9%	423
Solaris Healthcare Lake Bennet		384	38	9%	422
CHEEK AND SCOTT DRUGS INC		350	71	17%	421
LEHIGH REGIONAL MEDICAL CENTER LAB	2	372	47	11%	421
SABAL DIRECT PRIMARY CARE, PA		337	83	20%	420
GARCIA CLINICAL LABORATORY		28	392	93%	420
BAY VILLAGE OF SARASOTA INC		417	3	1%	420
COLLIER COUNTY JAIL		418	2	0%	420
CLINICAL LABS OF HAWAII		413	4	1%	417
KEY LARGO - LARGO CARGO		379	38	9%	417
Bay Breeze Senior Living and Rehabilitation Center		363	53	13%	416
BRIDGEWATER PARK HEALTH AND REHAB	3	379	34	8%	416
HEALTH CENTRAL PARK		349	67	16%	416
MINUTECLINIC LLC #3671		371	45	11%	416
PEACHTREE IMMEDIATE CARE		351	65	16%	416
CareATC - Jackson	120	248	46	11%	414
FLORIDA DEPARTMENT OF HEALTH		361	53	13%	414
HEALTH PARK CARE CENTER		407	7	2%	414
LIFE CARE PONTE VEDRA INC		402	12	3%	414
Timberidge Center for Rehabilitation and Healing		378	35	8%	413
STUART - FAIRGROUNDS		364	49	12%	413
MY HEALTHY BLUEPRINT BY BAPTIST HEALTH CARE		342	68	17%	410
BAYSHORE DIAGNOSTICS		362	46	11%	408
TIDE LABORATORIES		362	45	11%	407
Vi at Lakeside Village Skilled Nursing		391	15	4%	406
NAPHCARE, INC AT MANATEE COUNTY JAIL		380	26	6%	406
The Care Center at Pinellas Park	1	390	14	3%	405
UR MEDICINE LABS- CENTRAL LABORATORY		379	26	6%	405
TRI-COUNTY NURSING AND REHABILITATION CENTER INC		389	15	4%	404
ELMCROFT PINECREST	1	376	27	7%	404
BARTON HEALTH ALLIANCE	3	353	47	12%	403
HARDEE MANOR HEALTH CARE CENTER	1	398	4	1%	403
LASER & SURGERY CENTER OF THE PALM BEACHES		399	2	0%	401
Solaris Healthcare Coconut Creek		390	10	3%	400
PALMS REHABILITATION AND HEALTHCARE CENTER		359	40	10%	399
ARCPOINT LABS OF ST PETERSBURG		308	91	23%	399
MEDFAST URGENT CARE CENTER		167	231	58%	398
HENDRY REGIONAL MEDICAL CENTER		115	283	71%	398
LUIS A GHIGLINO MD PA		386	12	3%	398
ROSEWOOD HEALTH AND REHABILITATION CENTER		370	27	7%	397
OCEAN VIEW NURSING AND REHAB CENTER		375	22	6%	397
MINI ER AND URGENT CARE		289	105	27%	394
MADISON FACILITY INC		387	7	2%	394

COVID-19: testing by laboratory

Data through May 10, 2021 verified as of May 11, 2021 at 09:25 AM

Data in this report are provisional and subject to change.

The numbers in the table below represent the number of Florida and non-Florida residents for whom test results were received by the Department of Health. A person can be tested by more than one laboratory and can have both positive and negative results. **Therefore, the sum of the numbers in each column will be larger than the total number of people tested.**

Reporting lab	Inconclusive	Negative	Positive	Percent positive	Total
EXCEL PEDIATRICS		336	58	15%	394
Coastal Health and Rehabilitation Center		380	12	3%	392
BAPTIST HEALTH SOUTH FLORIDA - WEST BOCA URGENT CARE		326	66	17%	392
SIGNATURE HEALTHCARE OF NORTH FLORIDA		387	4	1%	391
Life Care Center at Inverrary		381	10	3%	391
PORT CHARLOTTE HMA		347	43	11%	390
MANORCARE AT LELY PALMS		383	7	2%	390
PEDIATRICS IN BREVARD PA- ROCKLEDGE		342	47	12%	389
BARBER		13	376	97%	389
AVANTE AT MT DORA		381	8	2%	389
ADVANCED AMBULATORY SURGERY CENTER		374	14	4%	388
JACKSONVILLE KIDS PEDIATRICS, PLLC		353	35	9%	388
Stacey Health Care Centers Inc. dba Riverside Care Center		358	30	8%	388
BOCA BIOLISTICS REFERENCE LABORATORY	3	256	127	33%	386
SERENADES IN THE VILLAGES		333	53	14%	386
VILLAGE PLACE NH LLC		339	46	12%	385
SEA BREEZE REHAB AND NURSING CENTER		376	9	2%	385
CORAL TRACE HEALTH CARE	2	378	5	1%	385
AVON PARK PEDIATRICS INC	3	341	40	10%	384
VILLAGE DOCTORS FAMILY MEDICAL CENTER OF		316	68	18%	384
FAMILY MEDICAL CARE OF PALM BEACH		280	104	27%	384
SUNCOAST URGENT CARE		286	97	25%	383
BROOKDALE PADDOCK HILLS	2	378	2	1%	382
LIFE BRITE	4	360	18	5%	382
BAYFRONT MEDICAL		335	47	12%	382
ST CATHERINE'S WEST REHABILITATION HOSPITAL		369	13	3%	382
COMMUNITY HEALTH AND REHABILITATION CENTER		318	63	17%	381
TRENTON MEDICAL CENTER INC DBA PALMS MEDICAL GROUP	4	282	93	25%	379
ARCPOINT LABS OF SARASOTA MANATEE		295	83	22%	378
BEAR CREEK NURSING CENTER		373	5	1%	378
VETERANS AFFAIRS MEDICAL CENTER - LAKE CITY		52	326	86%	378
ACCESS MEDICAL CENTER	1	344	33	9%	378
24/7 PEDIATRIC CARE CENTERS INC		356	21	6%	377
BAYA PHARMACY WEST		8	368	98%	376
solaris Healthcare Parkway	2	355	19	5%	376
KISSIMMEE FACILITY OPERATIONS LLC		352	24	6%	376
FAIR HAVENS CENTER, OPCO		368	7	2%	375
COLOR GENOMICS, INC.	4	365	6	2%	375
JACKSONVILLE VA UNIVERSITY OPC	4	359	12	3%	375
ELMHURST HOSPITAL CENTER	1	342	32	9%	375
SANFORD LABORATORIES		333	41	11%	374
SPRINGTREE REHAB & HEALTH CARE CENTER		350	24	6%	374
REHABILITATION CENTER OF LAKE CITY, THE		344	30	8%	374
GENETIC TECHNOLOGICAL INNOVATIONS, LLC		361	13	3%	374
FL HUD DESTIN, LLC D/B/A GRAND BOULEVARD HEALTH		334	39	10%	373
HAINES CITY REHABILITATION AND NURSING CENTER		349	24	6%	373
Solaris HealthCare Imperial		365	8	2%	373

COVID-19: testing by laboratory

Data through May 10, 2021 verified as of May 11, 2021 at 09:25 AM

Data in this report are provisional and subject to change.

The numbers in the table below represent the number of Florida and non-Florida residents for whom test results were received by the Department of Health. A person can be tested by more than one laboratory and can have both positive and negative results. **Therefore, the sum of the numbers in each column will be larger than the total number of people tested.**

Reporting lab	Inconclusive	Negative	Positive	Percent positive	Total
EPWORTH VILLAGE RETIREMENT COMMUNITY		367	6	2%	373
MANOR CARE OF NAPLES FL LLC		366	6	2%	372
ENCOMPASS HEALTH REHABILITATION OF SEA PINES		370	1	0%	371
MACDILL AIR FORCE BASE		330	41	11%	371
URGENT CARE BETHESDA	1	318	52	14%	371
INFORM DIAGNOSTICS		361	9	2%	370
Palmetto Subacute Care Center		359	11	3%	370
LAKE EUSTIS HEALTH AND REHABILITATION CENTER		361	8	2%	369
ADVENT HEALTH - TAMPA		148	221	60%	369
BAYA POINTE NURSING AND REHABILITATION		285	83	23%	368
HOLISTIC PEDIATRICS GROUP LLC		343	25	7%	368
ST JOSEPH'S HOSPITAL LABORATORY		2	365	99%	367
FAMILY CARE PARTNERS OF NE FLORIDA LLC		291	75	20%	366
HOLIDAY CVS LLC DBA CVS/PHARMACY #0440		350	16	4%	366
TAVARES PEDIATRICS		306	59	16%	365
EHEALTHSCREENINGS, LLC		365			365
ESTERO ISLAND MEDICAL CENTER		289	76	21%	365
HOLLEY NAVARRE MEDICAL CLINIC		281	83	23%	364
Marshall Health and Rehabilitation Center		314	49	13%	363
RAPID RELIABLE TESTING NY LLC		350	12	3%	362
RIVERS FAMILY MEDICINE PA		275	87	24%	362
ARGO SENIOR LIVING AT HAVERHILL		336	21	6%	357
CITY OF PORT SAINT LUCIE		333	24	7%	357
AVANTE AT LEESBURG INC		352	5	1%	357
SOUTHWEST ORLANDO FAMILY MEDICINE, PL		296	60	17%	356
AVENTURA REHAB AND NURSING CENTER		338	17	5%	355
The Grove Health and Rehabilitation		331	24	7%	355
Surrey Place Healthcare and Rehabilitation		352	2	1%	354
VIERA VA OPC		346	7	2%	353
KEY WEST HEALTH AND REHAB	1	343	8	2%	352
VILLAGE AT VIENNA SQUARE,THE	6	329	17	5%	352
FOUNTAIN INN NURSING & REHABILITATION CTR, INC		346	6	2%	352
MY CLINICAL LAB		223	129	37%	352
FLORIDA KEYS PEDIATRICS & ADOLESCENT CENTER		333	18	5%	351
CORAL BAY HEALTHCARE AND REHABILITATION	1	338	12	3%	351
HOSPICE OF LAKE & SUMTER INC	1	337	10	3%	348
MILLENIA ADVANCED SCIENTIFIC LLC		297	51	15%	348
SELECT REFERENCE LABORATORIES, LLC	1	333	12	3%	346
JACKSON PLAZA NURSING & REHAB CENTER	6	331	9	3%	346
Avante at St Cloud, Inc.		335	11	3%	346
HEALTH DESIGNS		332	14	4%	346
AFTER HOURS PEDIATRICS INC	1	1	343	99%	345
SUNRISE DIAGNOSTIC LABORATORY		292	53	15%	345
USAFSAM/PHE		175	170	49%	345
Concordia Village of Tampa AL		339	5	1%	344
FLORIDA HEALTH CARE PLANS			344	100%	344
EAST RIDGE RETIREMENT VILLAGE		341	3	1%	344

COVID-19: testing by laboratory

Data through May 10, 2021 verified as of May 11, 2021 at 09:25 AM

Data in this report are provisional and subject to change.

The numbers in the table below represent the number of Florida and non-Florida residents for whom test results were received by the Department of Health. A person can be tested by more than one laboratory and can have both positive and negative results. **Therefore, the sum of the numbers in each column will be larger than the total number of people tested.**

Reporting lab	Inconclusive	Negative	Positive	Percent positive	Total
LabCorp (Non-Interfaced)	2	131	210	61%	343
FRICKS PHARMACY		279	64	19%	343
WILLISTON PEDIATRICS PA	1	301	41	12%	343
POMPANO REHABILITATION AND NURSING CTR		338	5	1%	343
REGENTS PARK OF BOCA RATON□		337	5	1%	342
ADVENT HEALTH CENTRA CARE - PALM COAST		80	262	77%	342
DEPARTMENT OF HEALTH BUREAU OF FAMILY		330	11	3%	341
CRYSTAL RIVER HEALTH & REHAB		337	4	1%	341
STATMED QUICK QUALITY CLINIC AT NORTH PINELLAS		80	261	77%	341
CYPRESS COVE		332	8	2%	340
CRONOS CLINICAL LABORATORY	22	227	91	27%	340
FIRST CHOICE PEDIATRICS INC		300	39	12%	339
RULEME CENTER	2	306	30	9%	338
SIGNATURE HEALTHCARE AT THE COURTYARD		291	47	14%	338
MEDICAL CENTER AT OCEAN REEF,THE		321	17	5%	338
MACCLENNY NURSING AND REHAB		320	18	5%	338
CONCIMED LLC		305	33	10%	338
KENNEDY PAIN CLINIC GROUP LLC		301	34	10%	335
ST JUDE CHILDREN'S RESEARCH HOSPITAL		320	15	4%	335
MIAMI CEREBRAL PALSY RESIDENTIAL		334	1	0%	335
LODGE HEALTH AND REHABILITATION CENTER, THE		302	33	10%	335
APOLLO HEALTH & REHABILITATION		327	7	2%	334
PHYSICIANS REGIONAL WALK-IN		196	138	41%	334
AMERICAN FINNISH NURSING HOME	2	323	8	2%	333
GOOD SAMARITAN SOCIETY-DAYTONA		312	21	6%	333
Life Care Center at Wells Crossing		309	24	7%	333
ST LUCIE EMPLOYEE HEALTH & WELLNESS CENTER		321	12	4%	333
NORTH PINELLAS STATMED QUICK QUALITY CLINICS		236	97	29%	333
TIERRA PINES CENTER		319	13	4%	332
CROSS POINTE CARE CENTER	2	324	6	2%	332
Avante at Inverness		329	3	1%	332
EDGEWATER AT WATERMAN VILLAGE,THE		315	16	5%	331
ROSEN MEDICAL CENTER		287	44	13%	331
DELTONA HEALTH CARE		307	24	7%	331
WESTCHESTER GARDENS LIMITED PARTNERSHIP		319	9	3%	328
ST JAMES HEALTH AND REHABILITATION CENTER		240	87	27%	327
HCTB INC		270	57	17%	327
ACCURATE DIAGNOSTIC LABS, INC		309	18	6%	327
SILVER CREEK SENIOR LIVING COMMUNITY		321	5	2%	326
PIONEER CLINICAL LAB, LLC		212	113	35%	325
DAYTONA BEACH HEALTH AND REHAB CENTER		323	2	1%	325
CENTERSTONE OF FLORIDA□		298	27	8%	325
VI AT BENTLEY VILLAGE HOME CARE		324	1	0%	325
HARBOURWOOD	1	315	7	2%	323
LUTHERAN HAVEN		314	9	3%	323
TALLAHASSEE NHHI LLC	1	295	27	8%	323
AVELLINO LAB USA, INC	1	308	13	4%	322

COVID-19: testing by laboratory

Data through May 10, 2021 verified as of May 11, 2021 at 09:25 AM

Data in this report are provisional and subject to change.

The numbers in the table below represent the number of Florida and non-Florida residents for whom test results were received by the Department of Health. A person can be tested by more than one laboratory and can have both positive and negative results. **Therefore, the sum of the numbers in each column will be larger than the total number of people tested.**

Reporting lab	Inconclusive	Negative	Positive	Percent positive	Total
BIOCEPT		299	22	7%	321
Life Care Center of Sarasota		308	13	4%	321
Avante at Orlando	1	314	6	2%	321
HEATHER HILL HEALTHCARE CENTER		273	47	15%	320
West Melbourne Health and Rehabilitation Center		319	1	0%	320
HUNT CLUB PEDIATRIC ASSOCIATES, P.A.		272	48	15%	320
PruittHealth Santa Rosa		225	94	29%	319
220 GOLDEN, LLC	1	302	16	5%	319
AMERICAN ESOTERIC LAB-BIRMINGHAM		313	5	2%	318
ARDEN COURTS OF TAMPA	2	310	6	2%	318
Sunset Point Center		312	6	2%	318
HOMESTEAD MANOR	2	275	41	13%	318
MEDEXPRESS LUTZ		4	313	99%	317
QUICK CARE MED LLC	1	252	63	20%	316
BAY COUNTY SHERIFFS OFFICE JAIL FACILITY		262	53	17%	315
WALGREENS 4915	1	281	33	10%	315
COLLIER PHARMACY		257	58	18%	315
SILVERCREST HEALTH AND REHABILITATION CENTER	3	302	8	3%	313
GENESIS MEDICAL LABORATORY MIAMI FL.		83	230	73%	313
HIGHLANDS URGENT CARE			313	100%	313
GULF COAST MEDICAL CENTER		307	6	2%	313
JACKSONVILLE UNIVERSITY	1	294	17	5%	312
OSPREY LODGE		251	60	19%	311
CENTRAL FLORIDA HEALTH SERVICES		266	45	14%	311
D PEDIATRICS		280	30	10%	310
LAKE SIDE NEUROLOGIC		295	14	5%	309
JUPITER MEDICAL CENTER URGENT CARE - STUART		236	72	23%	308
HAVEN OF OUR LADY OF PEACE INC		299	8	3%	307
PONTE VEDRA GARDENS		306	1	0%	307
LEESBURG PEDIATRICS		269	37	12%	306
MIDWAY PRIMARY CARE, LLC	11	190	104	34%	305
ST VINCENT'S AMBULATORY CARE INC DBA	2	264	39	13%	305
LAKELAND REGIONAL HEALTH SYSTEMS INC		39	266	87%	305
PERSONALIZED GENETIC TESTING	3	202	100	33%	305
CONEY ISLAND HOSPITAL	1	293	11	4%	305
CLARE BRIDGE ORMOND BEACH	1	303			304
PROFESSIONAL URGENT CARE SERVICES		252	52	17%	304
DE LUNA HEALTH AND REHABILITATION CENTER		281	23	8%	304
WHITE WILSON MEDICAL IMMEDIATE CARE NICEVILLE		77	226	75%	303
USA HEALTH UNIVERSITY HOSPITAL CLINICAL LABORATORY	1	292	10	3%	303
SARAPATH DIAGNOSTICS		172	130	43%	302
Chatsworth at PGA National, LLC		288	14	5%	302
AMERICAN RESEARCH LABS		256	46	15%	302
LAKE PARK OF MADISON		291	11	4%	302
FLORIDA ATLANTIC UNIVERSITY STUDENT HEALTH		249	52	17%	301
RIVERWOOD HEALTH NH LLC		262	39	13%	301
DISCOVERY VILLAGE AT NAPLES		284	17	6%	301

COVID-19: testing by laboratory

Data through May 10, 2021 verified as of May 11, 2021 at 09:25 AM

Data in this report are provisional and subject to change.

The numbers in the table below represent the number of Florida and non-Florida residents for whom test results were received by the Department of Health. A person can be tested by more than one laboratory and can have both positive and negative results. **Therefore, the sum of the numbers in each column will be larger than the total number of people tested.**

Reporting lab	Inconclusive	Negative	Positive	Percent positive	Total
ELLENTON PEDIATRICS PA		281	20	7%	301
MEDICATION ROOMS-CSU/CI NURSE STATION	1	286	13	4%	300
PALM GARDEN OF PINELLAS		300			300
AVANTE AT ORMOND BEACH INC		291	9	3%	300
ARBOR FACILITY INC		296	4	1%	300
Chatham Glen Healthcare and Rehabilitation Center		291	9	3%	300
CONSULATE HEALTH CARE OF SAFETY HARBOR		293	7	2%	300
JUPITER MEDICAL CENTER URGENT CENTER		250	49	16%	299
renaissance health and rehabilitation center		272	26	9%	298
STAR CARE		246	52	17%	298
BUENA VISTA URGENT CARE		264	34	11%	298
HEARTLAND PEDIATRICS OF LAKE PLACID PA	1	259	36	12%	296
THE RESIDENCE AT TIMBER PINES	4	266	26	9%	296
BROOKDALE DESTIN		284	12	4%	296
ALLIANCE PEDIATRICS PA		288	8	3%	296
LONGWOOD FAMILY PRACTICE		226	69	23%	295
WESTWOOD HEALTHCARE SNF		248	46	16%	294
FARAH MEDICAL		279	15	5%	294
XPRESS URGENT CARE- PORT ST. LUCIE		141	153	52%	294
PAVILION FOR HEALTHCARE, THE		290	3	1%	293
MILLENNIUM PHYSICIAN GROUP LLC		256	37	13%	293
NORTHWEST MEDICAL CENTER CLINICAL LABORATORY		175	118	40%	293
CHIPOLA HEALTH AND REHAB		275	18	6%	293
PROTEUS MOLECULAR AND CLINICAL LAB	1	179	112	38%	292
TGH		1	291	100%	292
BIOIQ		243	48	16%	291
PALMS FACILITY INC		273	18	6%	291
AMERICAN HEALTH ASSOCIATES INC	1	270	19	7%	290
Rehabilitation Center for Park Place LLC		279	11	4%	290
FREEDOM SQUARE NURSING CENTER□		278	12	4%	290
DOCTORS MEMORIAL HOSPITAL		158	131	45%	289
Solaris Senior Living North Naples ALF		280	9	3%	289
PALM GARDEN OF GAINESVILLE	2	285	2	1%	289
SIGNATURE HEALTHCARE OF ORANGE PARK		285	4	1%	289
AMELIA MEDICAL CARE		130	159	55%	289
STERLING HOUSE OF DELAND		288	1	0%	289
HOSPICE OF ST FRANCIS INC□		282	7	2%	289
AUBURN UNIVERSITY MEDICAL CLINIC		227	62	21%	289
MAGNOLIA DIAGNOSTICS, LLC	4	256	28	10%	288
Terrace Health and Rehab		284	4	1%	288
WALGREENS 10670		249	38	13%	287
W FRANK WELLS NURSING HOME		258	29	10%	287
DAVID SCOTT MADWAR MD PA□		258	29	10%	287
IMA MEDICAL GROUP		204	82	29%	286
CAREATC CITY OF TAMPA	24	221	41	14%	286
CHIPOLA MEDICAL ASSOCIATES, LLC		207	77	27%	284
VETERANS AFFAIRS MEDICAL CENTER - MIAMI		2	282	99%	284

COVID-19: testing by laboratory

Data through May 10, 2021 verified as of May 11, 2021 at 09:25 AM

Data in this report are provisional and subject to change.

The numbers in the table below represent the number of Florida and non-Florida residents for whom test results were received by the Department of Health. A person can be tested by more than one laboratory and can have both positive and negative results. **Therefore, the sum of the numbers in each column will be larger than the total number of people tested.**

Reporting lab	Inconclusive	Negative	Positive	Percent positive	Total
BOND CLINIC, PA		211	73	26%	284
AURORA DIAGNOSTICS BERNHARDT LABORATORIES PATHOLOGY SERVICE		190	93	33%	283
LAKE VIEW CARE CENTER AT DELRAY		277	6	2%	283
BROWARD NURSING & REHABILITATION CTR	8	260	15	5%	283
SANDY PINES	2	237	43	15%	282
BRENTWOOD RETIREMENT COMMUNITY	5	242	34	12%	281
WASHINGTON REHAB AND NURSING		270	10	4%	280
TRUE NORTH HEALTH NAVIGATION LLC DBA DISPATCHHEALTH	1	230	48	17%	279
PRUITT HEALTH-SANTA ROSA		275	2	1%	277
Crossbreeze care center	1	274	2	1%	277
VILLAGES REGIONAL HOSPITAL SURGERY CENTER LLC, THE		218	58	21%	276
A PLUS PEDIATRICS		244	32	12%	276
DOS OF NORTH SHORES NURSING & REHAB CENTER		276			276
Glades West Rehabilitation and Nursing Center		266	8	3%	274
NASSAU COUNTY JAIL		229	45	16%	274
BARBARA O'REILLY MD PA		266	7	3%	273
NADAL PEDIATRICS		221	51	19%	272
FIRST CHOICE PRIMARY CARE		216	56	21%	272
VITAS HEALTHCARE CORPORATION OF FL		256	15	6%	271
SHC College Park		267	3	1%	270
ATLANTIC URGENT CARE		186	84	31%	270
Premier Place at The Glenview		261	9	3%	270
LEHIGH VALLEY GENOMICS		45	225	83%	270
PBC FIREFIGHTER BENEFIT FUND WELLNESS CENTER		225	45	17%	270
LAKEVIEW INTERNAL MEDICINE		203	67	25%	270
Jacaranda Manor		267	2	1%	269
ADVENT HEALTH CARE CENTER	9	246	14	5%	269
SURREY PLACE CARE CENTER		261	7	3%	268
Avante at Lake Worth, Inc.	1	261	6	2%	268
ADVENT HEALTH CENTRA CARE - ORMOND BEACH		113	155	58%	268
ST MARK VILLAGE	1	261	5	2%	267
ISLAND HEALTH AND REHABILITATION CENTER		259	8	3%	267
FORT MYERS REHABILITATION AND NURSING CENTER		241	26	10%	267
NORTH FLORIDA PEDIATRICS - MARIANNA		227	40	15%	267
Sunnyside Nursing Home		263	3	1%	266
Cross Gardens Care Center		265	1	0%	266
THE PLAYERS CHAMPIONSHIP		265			265
ADVENT HEALTH - PALM HARBOR ER		217	48	18%	265
MIAMI JEWISH HEALTH SYSTEMS, INC	4	251	10	4%	265
SERANADES BY SONATA WEST ORANGE		236	29	11%	265
GEORGE SAFRAN MD PC		250	14	5%	264
SEAVIEW NURSING AND REHABILITATION CENTER		251	10	4%	261
LAKESIDE HEALTH CENTER		259	2	1%	261
BRADEN RIVER REHABILITATION CENTER LLC		258	2	1%	260
MARTIN ACQUISITION 1 LLC DBA		246	14	5%	260
CLIFFORD CHESTER SIMS VA NURSING HOME		251	9	3%	260
PATHWAY PHARMACY		216	44	17%	260

COVID-19: testing by laboratory

Data through May 10, 2021 verified as of May 11, 2021 at 09:25 AM

Data in this report are provisional and subject to change.

The numbers in the table below represent the number of Florida and non-Florida residents for whom test results were received by the Department of Health. A person can be tested by more than one laboratory and can have both positive and negative results. **Therefore, the sum of the numbers in each column will be larger than the total number of people tested.**

Reporting lab	Inconclusive	Negative	Positive	Percent positive	Total
ADVENT HEALTH - ORLANDO		195	64	25%	259
CONSULATE HEALTHCARE OF KISSIMMEE		247	12	5%	259
TERRACES OF LAKE WORTH CARE CENTER□		247	12	5%	259
CCS - JOSEPH V CONTE		256	2	1%	258
CARENOW LAKE MARY		45	213	83%	258
FLORIDA WOMAN CARE LABORATORY LLC		232	26	10%	258
KINDRED HOSPITAL THE PALM BEACHES		252	6	2%	258
AZALEA TRACE		245	13	5%	258
GATTOLINE ENTERPRISES, INC. DBA FAMILY CARE PHARMACY		212	45	18%	257
SPRINGS AT LAKE POINTE WOODS		255	2	1%	257
MARTIN MEMORIAL MEDICAL CENTER LAB		128	129	50%	257
EVENT MED SERVICES LABORATORY		252	5	2%	257
RITE MEDICAL CARE PC		254	3	1%	257
BAYVIEW CENTER		251	6	2%	257
BARTRAM CROSSING		256			256
FELLOWSHIP HOME AT THE FAIRWAY LLC		249	7	3%	256
BENTLEY CARE CENTER		255	1	0%	256
VETERANS AFFAIRS ORLANDO VA MEDICAL CENTER			256	100%	256
The Ponce Therapy Care Center		251	4	2%	255
OAKBROOK HEALTH AND REHABILITATION CENTER	1	240	14	5%	255
VIERA DEL MAR HEALTH AND REHABILITATION CENTER		242	13	5%	255
SHELL POINT VILLAGE MEDICAL CENTER		246	8	3%	254
HOMESTEAD VILLAGE		243	11	4%	254
KR at Hillsborough Lakes/Lutz Healthcare		244	10	4%	254
FLORIDA CLINICAL LABORATORY-BIOREFERENCE LABORATORIES		99	152	61%	251
Consulate Health Care of St. Petersburg		244	7	3%	251
HUNT CLUB PEDIATRIC ASSOCIATES PA		173	78	31%	251
BUREAU OF CLINICAL LABORATORIES		209	42	17%	251
CAREATC, INC.	1	226	24	10%	251
ST ANTHONYS REHABILITATION HOSPITAL	9	239	2	1%	250
ESCAMBIA COUNTY JAIL DETENTION DIVISION		242	7	3%	249
SAMIR EBEID MD		224	25	10%	249
UCC - WELLINGTON		3	246	99%	249
ADVANCED MEDICAL GROUP		2	246	99%	248
ESCAMBIA COUNTY JAIL	2	180	66	27%	248
RIVERSIDE RECOVERY OF TAMPA		246	2	1%	248
CARRINGTON PLACE OF ST PETE LLC		242	6	2%	248
ARDEN COURTS OF FORT MYERS		241	7	3%	248
Orchid Cove at Sarasota		246	1	0%	247
ADVENTHEALTH EXPRESS CARE AT WESLEY CH		218	29	12%	247
BVM THE BRIDGES LLC		244	2	1%	246
AVECINA MOBILE		121	125	51%	246
Heritage Healthcare at Tallahassee		239	7	3%	246
PINELLAS CARE CENTER		210	36	15%	246
FLORIDA MEDICAL CLINIC LLC		163	82	33%	245
ROSEWOOD HEALTHCARE & REHABILITATION CENTER		239	6	2%	245
ST AUGUSTINE HEALTH & REHAB CENTER		244	1	0%	245

COVID-19: testing by laboratory

Data through May 10, 2021 verified as of May 11, 2021 at 09:25 AM

Data in this report are provisional and subject to change.

The numbers in the table below represent the number of Florida and non-Florida residents for whom test results were received by the Department of Health. A person can be tested by more than one laboratory and can have both positive and negative results. **Therefore, the sum of the numbers in each column will be larger than the total number of people tested.**

Reporting lab	Inconclusive	Negative	Positive	Percent positive	Total
Flagler Health and Rehabilitation		242	3	1%	245
FLOW HEALTH LABORATORIES LLC		241	4	2%	245
EDGEWOOD NURSING CENTER		235	10	4%	245
SACRED HEART HEALTH SYSTEM INC		204	40	16%	244
REGENTS PARK AT AVENTURA		229	15	6%	244
ST PETERSBURG PEDIATRICS-EAST BAY	1	206	37	15%	244
MALABAR/ADVENT CENTRA CARE		48	196	80%	244
WHITE WILSON MEDICAL CENTER IMMEDIATE CARE		136	108	44%	244
WALGREENS #04809	1	215	27	11%	243
life Care Center of Melbourne		226	17	7%	243
BAYA URGENT CARE LLC		212	31	13%	243
PADDOCK RIDGE		240	3	1%	243
ARCHER HEALTH VENTURES, LLC		217	25	10%	242
GOOD SAMARITAN CARES		236	5	2%	241
SUNLIFE PHARMACY		211	29	12%	240
CLARE BRIDGE OF SARASOTA		238	2	1%	240
STERLING HOUSE OF WINTER HAVEN		237	3	1%	240
Lake Port Square Health Center		221	19	8%	240
PALM GARDEN OF AVENTURA		236	4	2%	240
AMERICAN HOUSE SENIOR LIVING		189	51	21%	240
SOUTHLAND SUITES OF ORMOND BEACH	4	236			240
ORANGE COUNTY HEALTH DEPT		228	11	5%	239
FEDERATION CCRC OPERATIONS CORP		235	3	1%	238
FLORIDA HEALTH CARE PLAN INC		2	236	99%	238
FIRSTCARE CLINIC		121	116	49%	237
NORTH FLORIDA PEDIATRICS PA - DUVAL		207	29	12%	236
SOLARIS SENIOR LIVING VERO BEACH		228	8	3%	236
GUEST HOUSE OCALA, THE		224	11	5%	235
FORT PIERCE HEALTH CARE		228	7	3%	235
BAY TREE CARE AND REHABILITATION CENTER		197	38	16%	235
OAK HAMMOCK AT THE UNIVERSITY OF FLORIDA		229	6	3%	235
BAY VUE NURSING AND REHABILITATION CENTER		224	11	5%	235
LCS SANDHILL COVE LLC DBA	6	219	9	4%	234
ARDEN COURTS OF SEMINOLE		193	41	18%	234
VILLA MARIA WEST SKILLED NURSING FACILITY		226	8	3%	234
MATHISON RETIREMENT COMMUNITY, INC	1	222	11	5%	234
DOCTORS MEMORIAL FAMILY MEDICINE	2	163	68	29%	233
MANDARIN PEDIATRICS		210	23	10%	233
Fouraker Hills Rehab and Nursing		224	9	4%	233
LAKE REGIONAL URGENT CARE		12	220	95%	232
ABSOLUTE HEALTH INTERNAL MEDICINE AND PEDIATRICS		205	27	12%	232
Lakewood Nursing Center		198	34	15%	232
MCW MENTAL HEALTH LLC		228	4	2%	232
Signature healthcare of Jacksonville		227	5	2%	232
Kindred Hospital South Florida Hollywood SNU		223	8	3%	231
CHILDREN MED CARE INC		198	33	14%	231
ManorCare Health Services-Palm Harbor	1	229	1	0%	231

COVID-19: testing by laboratory

Data through May 10, 2021 verified as of May 11, 2021 at 09:25 AM

Data in this report are provisional and subject to change.

The numbers in the table below represent the number of Florida and non-Florida residents for whom test results were received by the Department of Health. A person can be tested by more than one laboratory and can have both positive and negative results. **Therefore, the sum of the numbers in each column will be larger than the total number of people tested.**

Reporting lab	Inconclusive	Negative	Positive	Percent positive	Total
MEASE COUNTRYSIDE HOSPITAL		2	228	99%	230
BORLAND GROOVER CLINIC	1	191	38	17%	230
LYNN HAVEN SPORTS COMPLEX-WALKON CLINIC		21	209	91%	230
YOUR FAMILY WALK-IN CLINIC		17	213	93%	230
COLONY CLUB ALF,THE	1	213	15	7%	229
MEDICAL CONSULTANTS OF FLORIDA LLC	1	193	34	15%	228
ASCENSION MEDICAL GROUP		5	223	98%	228
REGENCY PARK		209	19	8%	228
ALLSOUTH URGENT CARE		52	175	77%	227
WIREGRASS DIRECT PRIMARY CARE PLLC□		190	37	16%	227
ADVENT HEALTH - LAKE NONA		193	34	15%	227
Royal Oaks Nursing and Rehab		226	1	0%	227
PARKS HEALTHCARE & REHABILITATION CTR	4	211	11	5%	226
JUNO DERMATOLOGY LLC		208	18	8%	226
CORAL GABLES NURSING & REHABILITATION CENTER		215	11	5%	226
FLORIDA DEPARTMENT OF HEALTH IN TAYLOR COUNTY	1	177	47	21%	225
CLERMONT URGENT CARE		1	224	100%	225
NSPIRE HEALTHCARE LAUDERHILL		219	6	3%	225
HIGHLANDS LAKE CENTER		220	5	2%	225
PARK MEADOWS HEALTH AND REHABILITATION CENTER		224	1	0%	225
Avante at Melbourne		219	5	2%	224
BRANDON COMMUNITY HEALTH CENTER		195	29	13%	224
DISCOVERY VILLAGE AT MELBOURNE		197	27	12%	224
FORT WALTON REHABILITATION CENTER		185	39	17%	224
INN AT ASTON GARDENS, THE		216	8	4%	224
HOSPITAL FOR SPECIAL SURGERY		221	3	1%	224
CORAL REEF NURSING & REHABILITATION CENTER		216	8	4%	224
Signature Healthcare of Ormond		222	2	1%	224
BENDERSON FAMILY SKILLED NURSING AND□		206	18	8%	224
MACTOWN, INC		222	2	1%	224
CONSULATE HEALTH CARE OF MELBOURNE		219	5	2%	224
KENILWORTH CARE & REHABILITATION CENTER		205	18	8%	223
HEALTHPOINT MED GRP OF THE EMERALD COAST LLC		184	39	17%	223
WALGREENS #06012		192	31	14%	223
PINNACLES PEDS CARE PA		222			222
CCS - PAUL REIN DETENTION FACILITY		156	66	30%	222
ADVENT HEALTH CENTRA CARE - APOPKA NORTH		192	30	14%	222
FLAGLER COUNTY DETENTION CENTER		209	13	6%	222
BONITA PHARMACY		201	21	9%	222
DOLPHIN POINTE HEALTH CARE LLC		198	23	10%	221
PALMS MEDICAL GROUP HIGH SPRINGS		183	38	17%	221
MIAMI VA HEALTHCARE SYSTEM			221	100%	221
CONCORD LIFE SCIENCES LLC	2	201	17	8%	220
LAKE WALES OPERATING GROUP LLC		215	5	2%	220
SUPERIOR RESIDENCES OF PANAMA CITY BEACH		213	7	3%	220
Boynton Beach Rehabilitation Center	2	213	5	2%	220
ANGELS DIAGNOSTIC GROUP		174	45	21%	219

COVID-19: testing by laboratory

Data through May 10, 2021 verified as of May 11, 2021 at 09:25 AM

Data in this report are provisional and subject to change.

The numbers in the table below represent the number of Florida and non-Florida residents for whom test results were received by the Department of Health. A person can be tested by more than one laboratory and can have both positive and negative results. **Therefore, the sum of the numbers in each column will be larger than the total number of people tested.**

Reporting lab	Inconclusive	Negative	Positive	Percent positive	Total
UNIVERSITY OF MIAMI		79	140	64%	219
ADVENT HEALTH CENTRA CARE - DAYTONA BEACH		94	125	57%	219
WOOD LAKE HEALTH AND REHABILITATION CENTER		219			219
SOUTH BALDWIN REGIONAL MEDICAL CENTER		205	14	6%	219
BOCA RATON REHABILITATION CENTER	4	210	4	2%	218
PEDIATRIC SPECIALISTS MEDICAL GROUP	1	193	24	11%	218
LABCORP BURLINGTON	1	158	58	27%	217
THE MANOR AT CARPENTERS		185	32	15%	217
ST. CLOUD REGIONAL MEDICAL CENTER		199	18	8%	217
ARDEN COURTS OF DELRAY BEACH FL LLC	3	203	11	5%	217
The Waterford		214	3	1%	217
LAKE PORT SQUARE		200	17	8%	217
BROOKDALE ATRIM WAY		210	6	3%	216
Hampton Court Nursing and Rehabilitation Center		214	2	1%	216
JACKSON COUNTY HEALTH DEPARTMENT		161	55	25%	216
Taylor Care Center		210	5	2%	215
HEALTH FIRST - HOLMES REGIONAL MEDICAL CENTER		32	183	85%	215
GATEWAY/ADVENT CENTRA CARE	1	24	190	88%	215
Sunrise Health and Rehabilitation Center		206	8	4%	214
BLOCK, NATION, CHASE, AND SMOLEN FAMILY MEDICINE		157	57	27%	214
ALL SEASONS NAPLES LLC		205	9	4%	214
LIFE CARE CENTER OF PORT ST. LUCIE		201	12	6%	213
CONSULATE HEALTH CARE OF WINTER HAVEN		209	4	2%	213
POCONO MEDICAL CENTER		212	1	0%	213
WORKPLACE SCREENING INTELLIGENCE			213	100%	213
Consulate Healthcare of West Palm Beach		197	16	8%	213
San Jose Health & Rehabilitation		207	6	3%	213
FLORIDA HEALTH CARE PLANS INC		2	211	99%	213
TUSCAN GARDENS OF PALM COAST		206	6	3%	212
Bayside Health and Rehabilitation		181	31	15%	212
FULGENT GENETICS	3	166	43	20%	212
PATRIOT MEDICAL LABORATORIES		202	8	4%	210
GLENRIDGE ON PALMER RANCH,THE		202	8	4%	210
EDWARD J HEALEY REHAB & NURSING CENTER		210			210
GOOD SAMARITAN SOCIETY OF DELAND		199	11	5%	210
HEARTLAND SOUTH JACKSONVILLE OF JACKSONVILLE FL ,		209			209
Nspire Health Care Kendall		199	10	5%	209
The Palace Nursing and Rehabilitation Center		209			209
Whispering Oaks	11	175	23	11%	209
LAB CORP	1	120	87	42%	208
BARKLEY PLACE	1	201	5	2%	207
HIALEAH SHORES NURSING AND REHAB CENTER		199	8	4%	207
NO FLORIDA PEDIATRICS, PA		179	27	13%	206
KINDRED HOSPITAL MELBOURNE	1	199	6	3%	206
MIRACLE HILL NURSING & REHABILITATION CENTER INC		200	6	3%	206
VILLAGE PEDIATRICS LLC		175	31	15%	206
NEW YORK CITY DEPARTMENT OF HEALTH & MENTAL		171	35	17%	206

COVID-19: testing by laboratory

Data through May 10, 2021 verified as of May 11, 2021 at 09:25 AM

Data in this report are provisional and subject to change.

The numbers in the table below represent the number of Florida and non-Florida residents for whom test results were received by the Department of Health. A person can be tested by more than one laboratory and can have both positive and negative results. **Therefore, the sum of the numbers in each column will be larger than the total number of people tested.**

Reporting lab	Inconclusive	Negative	Positive	Percent positive	Total
TARPON POINT NURSING AND REHABILITATION CENTER		203	3	1%	206
JACKSONVILLE NURSING AND REHAB CENTER		198	8	4%	206
Cross Terrace REhabilitation		203	2	1%	205
WEST		184	21	10%	205
SENIOR LIVING VII TAMPA LLC	1	195	9	4%	205
PALM HARBOR FAMILY PRACTICE & WALK-IN		157	47	23%	204
PCB CLINIC		159	45	22%	204
PATHGROUP LABS LLC		97	107	52%	204
BROOKDALE OF SPRING HILL	9	192	2	1%	203
Lehigh Acres Health and Rehabilitation		191	12	6%	203
AMA MEDICAL GROUP LLC		171	32	16%	203
POLK COUNTY HEALTH DEPARTMENT		178	24	12%	202
VAMC WEST PALM LAB		5	196	98%	201
NADAL PEDIATRICS - VICTORIA STREET (3385)		169	32	16%	201
Governors Creek Health and Rehabilitation	1	198	2	1%	201
HERITAGE HEALTHCARE AND REHABILITATION CENTER		195	5	3%	200
GRACE PEDIATRICS		168	32	16%	200
ADVENT HEALTH - CARROLLWOOD	4	169	27	14%	200
SEMINOLE TRIBE OF FLORIDA		166	34	17%	200
AVANTE OF BOCA RATON		198	1	1%	199
NSPIRE HEALTHCARE TAMARAC		159	40	20%	199
MINUTECLINIC DIAGNOSTIC OF TEXAS, LLC		182	17	9%	199
CVS		49	150	75%	199
VIPEDIATRICS PLLC		182	16	8%	198
DEPARTMENT OF HEALTH & HUMAN SERVICES		198			198
LAUREL POINT CARE ACQUISITION LLC DBA SANDGATE GARDENS REHAB AND NURSI		171	27	14%	198
SUMMERFIELD EMERGENCY ROOM		151	47	24%	198
MD NOW MEDICAL CENTERS INC		153	45	23%	198
JEFFERSON COUNTY HEALTH DEPARTMENT-MONTICELLO		157	41	21%	198
CARE CENTERS OF NASSAU		194	3	2%	197
CARE RESOURCE COMMUNITY HEALTH CENTERS INC		186	11	6%	197
RIVERWOOD CENTER,THE		186	10	5%	196
ABBIEJEAN RUSSELL CARE CENTER		195	1	1%	196
Arbor Springs Health and Rehab		195			195
BRUCE S WEST MD	1	193	1	1%	195
Heritage Park Rehabilitation & Healthcare		177	18	9%	195
FINLAY CLINICAL LABORATORY INC	1	39	155	79%	195
FLORIDA DEPARTMENT OF HEALTH IN ALACHUA COUNTY -		179	16	8%	195
CHARTER SENIOR LIVING OF PANAMA CITY BEACH		174	21	11%	195
NORTH BEACH REHABILITATION CENTER		192	2	1%	194
SARNO EXTENDED HOURS		125	69	36%	194
WEST COAST FAMILY MEDICAL CARE		159	35	18%	194
BEACON AT GULF BREEZE, THE	2	181	11	6%	194
HAWKINS FAMILY MEDICINE LLC	1	139	54	28%	194
MINUTECLINIC DIAGNOSTIC		183	11	6%	194
EMBRY RIDDLE AERONAUTICAL UNIVERSITY HEALTH SERVICES		1	192	99%	193
EXOSOME DIAGNOSTICS	1	172	20	10%	193

COVID-19: testing by laboratory

Data through May 10, 2021 verified as of May 11, 2021 at 09:25 AM

Data in this report are provisional and subject to change.

The numbers in the table below represent the number of Florida and non-Florida residents for whom test results were received by the Department of Health. A person can be tested by more than one laboratory and can have both positive and negative results. **Therefore, the sum of the numbers in each column will be larger than the total number of people tested.**

Reporting lab	Inconclusive	Negative	Positive	Percent positive	Total
TUSCAN GARDENS OF VENETIA MANAGEMENT COMPANY		179	14	7%	193
CYPRESS POINT LIVING, LLC		177	15	8%	192
GEORGIA DEPARTMENT OF PUBLIC HEALTH	1	5	186	97%	192
FIRST CHOICE PEDIATRICS SEMORAN		98	94	49%	192
GLADES HEALTH CARE CENTER		189	3	2%	192
Signature Healthcare of Palm Beach		190	2	1%	192
HEALTH LINK DIAGNOSTIC LABORATORIES		182	9	5%	191
SUNY UPSTATE MEDICAL UNIVERSITY		176	15	8%	191
BENTLEY VILLAGE II		181	10	5%	191
Belleair Healthcare Center		184	6	3%	190
NO FLORIDA PEDIATRICS, PA - BRADFORD		160	30	16%	190
SIGNATURE HEALTHCARE OF PORT CHARLOTTE		183	7	4%	190
HEARTLAND HEALTHCARE AND REHAB CENTER		165	25	13%	190
NEO GENOMICS - FORT MYERS	1	183	6	3%	190
ARDEN COURTS OF LARGO FL, LLC		167	22	12%	189
RDV SPORTSPLEX PEDIATRICS		159	30	16%	189
VIERA MANOR ASSISTED LIVING RESIDENCE		182	7	4%	189
ROSECASTLE OF ZEPHRHILLS		186	3	2%	189
PHYSICIANS REGIONAL MEDICAL CENTER - PINE RIDGE		20	169	89%	189
The Inn at Sarasota Bay Club		186	3	2%	189
CANTERFIELD OF OCALA, LLC		178	11	6%	189
BAYCARE HEALTH SYSTEMS	1	6	182	96%	189
ZON BEACHSIDE LLC		151	37	20%	188
FLORIDA DEPARTMENT OF HEALTH IN WALTON COUNTY		171	17	9%	188
GABISA MEDICAL LLC		187	1	1%	188
BENTON HOUSE AT OAKLEAF		158	30	16%	188
AMERICAN FAMILY MEDICAL LLC		145	43	23%	188
PEDIATRICS OF GREATER ORLANDO		160	28	15%	188
NIGHT LITE PEDIATRICS WINTER GARDEN		144	44	23%	188
LIFE CARE CENTER OF ALTAMONTE SPRINGS		157	31	16%	188
WOMEN'S CARE FLORIDA LABORATORY		183	5	3%	188
OCEAN REEF MEDICAL CENTER		150	38	20%	188
CANTERFIELD OF CLAY COUNTY		149	39	21%	188
KINDRED HOSPITAL - SOUTH FLORIDA		184	4	2%	188
US MEDICAL CARE, INC		164	23	12%	187
KINDRED HOSPITAL SOUTH FLORIDA		152	35	19%	187
PLANTATION NURSING & REHAB CENTER		187			187
PRIMECARE OF DOTHAN		133	54	29%	187
CSL PLASMA		31	156	83%	187
BAY EDUCATORS WELLNESS CENTER		127	59	32%	186
ANTHEM LAKES LLC		151	35	19%	186
BAPTIST HEALTH PRIMARY CARE	1	135	50	27%	186
MERCY MEDICAL URGENT CARE CENTER INC		128	57	31%	185
GULFCOAST PEDIATRICS		174	11	6%	185
ADVENT		172	13	7%	185
ST JOHNS COUNTY DETENTION CENTER		185			185
PPC-LAB EDI ORCHARD BI		176	9	5%	185

COVID-19: testing by laboratory

Data through May 10, 2021 verified as of May 11, 2021 at 09:25 AM

Data in this report are provisional and subject to change.

The numbers in the table below represent the number of Florida and non-Florida residents for whom test results were received by the Department of Health. A person can be tested by more than one laboratory and can have both positive and negative results. **Therefore, the sum of the numbers in each column will be larger than the total number of people tested.**

Reporting lab	Inconclusive	Negative	Positive	Percent positive	Total
EAST NEW YORK DIAGNOSTIC AND TREATMENT		176	9	5%	185
ARDEN COURTS OF PALM HARBOR		165	20	11%	185
ST. JAMES BAY HEALTH AND REHABILITATION CENTER		183	1	1%	184
BROOKDALE ORANGE PARK		182	2	1%	184
QUEENS HOSPITAL CENTER	1	172	10	5%	183
AVANTE AT ORLANDO INC		182	1	1%	183
FAWCETT MEMORIAL HOSPITAL LABORATORY			183	100%	183
ADVENT HEALTH CENTRA CARE - WESLEY CHAPEL		13	170	93%	183
BIGGERS FAMILY MEDICINE PA	1	167	15	8%	183
PEDIATRIC ASSOCIATES AT ARGYLE PA		175	8	4%	183
SACRED HEART MEDICAL GROUP URGENT CARE		153	29	16%	182
Emory L Bennett State Veterans Nursing Home		178	3	2%	181
STERLING HOUSE OF PUNTA GORDA		180	1	1%	181
Madison Health and Rehabilitation Center		144	36	20%	180
BRIGHTON EGGERT PHARMACY INC		173	7	4%	180
NORTH FLORIDA INTERNAL MEDICINE PA		145	34	19%	179
TRADITION MEDICAL CENTER LABORATORY		55	124	69%	179
MOBILE INFIRMARY MED CENTER PATH LAB		164	15	8%	179
HAZELDEN FLORIDA	1	171	7	4%	179
CAYUGA MEDICAL CENTER AT ITHACA		173	5	3%	178
ROSECASTLE OF CITRUS		148	30	17%	178
MID FLORIDA PATHOLOGY LLC MOBILE UNIT #4		125	53	30%	178
QUALITY URGENT CARE AND WELLNESS PL	3	128	47	26%	178
LAKEVIEW TERRACE RETIREMENT COMMUNITY		159	19	11%	178
FHMG-FLORIDA HOSPITAL MEDICAL GROUP		151	26	15%	177
SUWANNEE VALLEY NURSING CENTER		163	14	8%	177
ADVENT HEALTH CENTRA CARE - CARROLLWOOD		5	172	97%	177
MAGNOLIA MEDICAL CLINIC		65	111	63%	176
GENE BY GENE		61	115	65%	176
ASTON GARDENS AT PELICAN MARSH		169	7	4%	176
Lakeside Oaks Care Center		170	5	3%	175
HARBOR BEACH NURSING AND REHABILITATION CENTER		146	29	17%	175
ORLANDO HEALTH EMERGENCY DEPARTMENT		163	12	7%	175
ATMORE COMMUNITY HOSPITAL LABORATORY		146	29	17%	175
ANCHOR CARE AND REHABILITATION CENTER		173	1	1%	174
COASTAL INTERNAL MEDICINE		134	40	23%	174
Peninsula Care and Rehab		162	12	7%	174
CENTRAL FLORIDA HEALTHCARE GROUP LLC		151	23	13%	174
CITRUS MEMORIAL HOSPITAL		1	172	99%	173
TERRACE AT HOBE SOUND, THE	1	158	14	8%	173
URGENT CARE OF THE PALM BEACHES, NORTH PALM BEACH			172	100%	172
ARDEN COURTS OF LELY PALMS		170	2	1%	172
SOUTH GEORGIA MEDICAL CENTER		118	54	31%	172
WOODBIDGE FACILITY INC		166	6	3%	172
ADVENTHEALTH MEDICAL GROUP FAMILY MEDICINE AT		128	43	25%	171
WILTON MANORS HEALTH & REHABILITATION CENTER		162	9	5%	171
SOMERBY LAKE NONA		164	7	4%	171

COVID-19: testing by laboratory

Data through May 10, 2021 verified as of May 11, 2021 at 09:25 AM

Data in this report are provisional and subject to change.

The numbers in the table below represent the number of Florida and non-Florida residents for whom test results were received by the Department of Health. A person can be tested by more than one laboratory and can have both positive and negative results. **Therefore, the sum of the numbers in each column will be larger than the total number of people tested.**

Reporting lab	Inconclusive	Negative	Positive	Percent positive	Total
KRYSTAL BAY NURSING AND REHABILITATION		165	6	4%	171
BROOKDALE FORT MYERS THE COLONY		167	4	2%	171
GRAVITY DIAGNOSTICS		56	114	67%	170
OCALA CBOC		159	11	6%	170
FINNISH AMERICAN REST HOME-ALF		168	2	1%	170
TGH URGENT CARE – SEMINOLE		17	153	90%	170
Life Care Center of Orlando		164	6	4%	170
ADVENT HEALTH CENTRA CARE - TEMPLE TERRACE	1	104	64	38%	169
PANAMA CITY DEVELOPMENTAL CENTER□		168			168
WESLEY HAVEN VILLA	1	132	35	21%	168
MEADOWCREST FAMILY PHYSICIANS		98	69	41%	167
OSPREY VILLAGE AT AMELIA ISLAND LTD		157	10	6%	167
PROMPT CARE OF CENTRAL FLORIDA			166	100%	166
ANYLABTEST NOW		158	8	5%	166
ADVENT HEALTH - FOUR CORNERS ER		124	42	25%	166
Nemours Children's Urgent Care		80	86	52%	166
BROOKDALE BONITA SPRINGS		162	3	2%	165
THE ARLINGTON OF NAPLES INC.		162	3	2%	165
CITRUS HEALTH AND REHAB		132	33	20%	165
MINUTECLINIC DIAGNOSTIC OF SOUTH CARO		140	24	15%	164
WRIGHTS HEALTH CARE AND REHABILITATION CENTER		134	30	18%	164
JPR URGENT MEDICAL CARE		159	5	3%	164
HOSPICE OF THE TREASURE COAST		159	5	3%	164
MAINSTREAM DIAGNOSTIC LABORATORY LLC		139	25	15%	164
NORTH PORT REHABILITATION AND NURSING CENTER□		163	1	1%	164
GARDENS HEALTH NH LLC		160	3	2%	163
PRECISION GENETICS, INC		157	6	4%	163
BRADENTON HEALTH CARE		163			163
TRI COUNTY NURSING HOME		162	1	1%	163
CHERRY OAK PALM BEACH COUNTY		154	8	5%	162
OPPENHEIMER PLASTIC SURGERY LLC		157	5	3%	162
WALTON PLACE		162			162
DOCTORS MEMORIAL FAMILY PRACTICE	2	122	37	23%	161
Winter Park Care and Rehab		160	1	1%	161
ALLCARE MEDICAL CENTERS PC		137	24	15%	161
DESOTO PALMS ALF		155	6	4%	161
OMNI HEALTHCARE, INC		151	10	6%	161
DOCTOR TODAY TLC LLC		112	48	30%	160
ARCADIA HEALTH AND REHABILITATION CENTER		100	60	38%	160
CORNERSTONE MEDICAL CARE OF BRANDON PL		131	29	18%	160
F&T MEDICAL RESEARCH, INC		160			160
GREENBRIAR REHABILITATION AND NURSING CENTER	1	159			160
TUSCAN ISLE CHAMPIONSGATE OP CO LLC		158	2	1%	160
COASTAL DETOX		157	3	2%	160
KEYSTONE REHAB		160			160
POINTE, THE		131	28	18%	159
BROOKDALE PENSACOLA		158	1	1%	159

COVID-19: testing by laboratory

Data through May 10, 2021 verified as of May 11, 2021 at 09:25 AM

Data in this report are provisional and subject to change.

The numbers in the table below represent the number of Florida and non-Florida residents for whom test results were received by the Department of Health. A person can be tested by more than one laboratory and can have both positive and negative results. **Therefore, the sum of the numbers in each column will be larger than the total number of people tested.**

Reporting lab	Inconclusive	Negative	Positive	Percent positive	Total
LEE MEMORIAL HEALTH SYSTEM HEALTH FAIR		153	6	4%	159
GRAND AVE PHARMACY		112	46	29%	158
WUESTHOFF REF LABORATORY			158	100%	158
LONGWOOD CARDIOLOGY			158	100%	158
AMERICAN HOUSE COCONUT POINT		137	21	13%	158
ALL FLORIDA FAMILY AND SPORTS MEDICINE		134	23	15%	157
TIMBERRIDGE NURSING HOME & REHAB		123	34	22%	157
TREASURE COAST URGENT & FAMILY CARE		113	44	28%	157
MINUTECLINIC LLC #4987		140	17	11%	157
MEMORY CARE OF NAPLES		155	1	1%	156
KINGS BAY PEDIATRICS LLC		150	6	4%	156
PROVIDENCE HOSPITAL LABORATORY		147	9	6%	156
AEGIS MEDICAL GROUP		131	25	16%	156
MD NOW MEDICAL CENTERS, INC.		121	35	22%	156
Englewood Healthcare and Rehab		141	15	10%	156
WALGREENS 6221		138	18	12%	156
PHYSICIAN PARTNERS PERRY		92	64	41%	156
KINDRED HOSPITAL NORTH FLORIDA	3	144	8	5%	155
REGENCY OAKS HEALTH CENTER		153	2	1%	155
FAMILY EXTENDED CARE OF CENTRAL TAMPA		137	18	12%	155
NORTHEAST FLORIDA STATE HOSP-NURSING		154	1	1%	155
DIAMOND RIDGE		147	8	5%	155
CRANE CENTER		124	31	20%	155
COCOA BEACH/ADVENT CENTRA		41	114	74%	155
NCRNC INC		140	14	9%	154
CORE BIO LABS		76	78	51%	154
PALMETTTO FACILITY INC	1	153			154
FAWCETT MEMORIAL HOSPITAL-LAB		39	115	75%	154
OHI WEST INC		141	13	8%	154
PRUITT HEALTH		152	2	1%	154
NAPHCARE, INC.		144	10	6%	154
SUNNY HILLS ALF OF SEBRING INC		140	13	8%	153
PACIFICA SUNRISE☐		145	8	5%	153
ADVENTHEALTH HOSPICE CARE CENTRAL FLORIDA		147	5	3%	152
NAVARRE GARDENS LLC		127	25	16%	152
LABORATORY OF FLORIDA		97	55	36%	152
Summit Medical Group		140	12	8%	152
CLEARWATER STATMED QUICK QUALITY CLINICS		43	109	72%	152
WILLOW BROOKE COURT AT AZALEA TRACE		149	3	2%	152
LANDMARK HOSPITAL SOUTHWEST FLORIDA LLC		147	5	3%	152
REFUAH HEALTH CENTER LABORATORY		143	8	5%	151
MACKOUL PEDIATRICS FORT MYERS		130	21	14%	151
PALM BEACH COUNTY HEALTH DEPT LAB	4	140	7	5%	151
CROSSWINDS HEALTH AND REHABILITATION CENTER	1	148	2	1%	151
ORANGE COUNTY CORRECTIONS HEALTH SERVICES		121	30	20%	151
Centre Pointe Health and Rehabilitation Center		140	11	7%	151
KEYSTYLE LIVING LLC	1	148	1	1%	150

COVID-19: testing by laboratory

Data through May 10, 2021 verified as of May 11, 2021 at 09:25 AM

Data in this report are provisional and subject to change.

The numbers in the table below represent the number of Florida and non-Florida residents for whom test results were received by the Department of Health. A person can be tested by more than one laboratory and can have both positive and negative results. **Therefore, the sum of the numbers in each column will be larger than the total number of people tested.**

Reporting lab	Inconclusive	Negative	Positive	Percent positive	Total
GOLD CHOICE SENIOR COMMUNITIES		109	41	27%	150
The Crossroads		149	1	1%	150
SONATA COCONUT CREEK	2	125	23	15%	150
SANIBEL INTERNAL MEDICINE, LLC		143	6	4%	149
DAYSPRING VILLAGE		127	22	15%	149
GRAND VILLA OF ORMOND BEACH		143	6	4%	149
OAKHURST CENTER		142	7	5%	149
PRECISION HEALTH RESOURCES, LLC	1	133	15	10%	149
CLINICA HISPANA		1	148	99%	149
MED COMP SCIENCES		3	146	98%	149
ALLIANCE PEDIATRICS		116	32	22%	148
PROVISTA DIAGNOSTICS, INC		145	3	2%	148
East Bay Rehabilitation Center		113	35	24%	148
SEAGRASS VILLAGE FLEMING ISLAND		111	37	25%	148
LIFE CARE CENTER OF JACKSONVILLE□		127	21	14%	148
TURNING POINT OF TAMPA		140	8	5%	148
MILLENNIUM LAB SERVICES			148	100%	148
VILLAGE ON THE ISLE□		141	6	4%	147
WINDSOR OF LAKEWOOD RANCH,THE		145	2	1%	147
UNIVERSITY COMMUNITY HOSPITAL		129	18	12%	147
BOSTON RED SOX CLUB LP		144	2	1%	146
WEDGEWOOD HEALTHCARE CENTER		94	52	36%	146
FG RAPID		140	6	4%	146
Quail Run Health Care Center		146			146
REGENCY CARE OF BLOUNTSTOWN LLC		135	10	7%	145
BIODESIX, INC.		113	32	22%	145
DAYSPRING SENIOR LIVING LLC		143	2	1%	145
ROHR HOME		139	6	4%	145
ADVENTHEALTH CENTRA CARE PONCIANA	1	81	63	43%	145
WILLOWBROOKE COURT AT ST ANDREWS ESTATES		140	5	3%	145
DIAGNOSTIC LABORATORY OF OKLAHOMA		119	26	18%	145
TREASURE COAST FORENSIC TREATMENT CTR		124	21	14%	145
MINUTECLINIC DIAGNOSTIC OF NORTH CAROL		120	25	17%	145
KINDRED HOSPITAL-BAY AREA-ST PETERSBURG LAB	1	138	6	4%	145
BROOKDALE CAPE CORAL		145			145
MV MEDICAL PRACTICE DBA PRIMARY URGENT CARE		137	7	5%	144
ARLINGTON OF NAPLES INC, THE		143			143
OAKS OF KISSIMMEE HEALTH AND REHABILITATION CENTER		140	3	2%	143
QUALITY URGENT CARE AND WELLNESS		98	45	31%	143
JEFFERY WEINZWEIG		2	141	99%	143
GATEWAY CARE CENTER		141	2	1%	143
SMILEY MEDICAL GROUP		108	35	24%	143
DB MD		126	16	11%	142
A2Z DIAGNOSTICS		141	1	1%	142
GRAND VILLA OF LAKELAND		136	6	4%	142
SUMMIT MEDICAL GROUP PA		128	13	9%	141
BAY REGIONAL URGENT CARE	1	96	44	31%	141

COVID-19: testing by laboratory

Data through May 10, 2021 verified as of May 11, 2021 at 09:25 AM

Data in this report are provisional and subject to change.

The numbers in the table below represent the number of Florida and non-Florida residents for whom test results were received by the Department of Health. A person can be tested by more than one laboratory and can have both positive and negative results. **Therefore, the sum of the numbers in each column will be larger than the total number of people tested.**

Reporting lab	Inconclusive	Negative	Positive	Percent positive	Total
UNITED CLINICAL LABORATORIES		132	9	6%	141
PORT ST LUCIE REHABILITATION AND HEALTHCARE		98	43	30%	141
SEVEN HILLS HEALTH AND REHABILITATION CENTER		125	16	11%	141
NOVARI CARE LLC		97	44	31%	141
LabCorp L#09258090 M#09258105		74	67	48%	141
RESEARCH CENTERS OF AMERICA, LLC		117	24	17%	141
CARENOW URGENT CARE - LAKE MARY			140	100%	140
JOHN KNOX VILLAGE OF CENTRAL FLORIDA		135	5	4%	140
WELLNOW URGENT CARE PC		138	2	1%	140
SONNIS PEDIATRICS PA		121	18	13%	139
Gulf Coast Healthcare (Longwood Health and Rehab		118	21	15%	139
GRAND OAKS HEALTH & REHABILITATION		138	1	1%	139
MANOR AT BLUEWATER BAY		131	7	5%	138
SURFSIDE URGENT CARE		112	26	19%	138
AHEC CLINIC		8	130	94%	138
LABCORP RTP		55	83	60%	138
Alhambra Health and Rehabilitation		138			138
MANOR CARE OF PALM HARBOR		135	3	2%	138
ADVENT HEALTH CENTRA CARE - DELAND		28	110	80%	138
HIGHLANDS MEDICAL CENTER		135	3	2%	138
Lakeside Nursing and Rehabilitation Center	1	112	25	18%	138
DOCTOR'S IN HOUSE LABORATORY		18	120	87%	138
AMERICAN PATHOLOGY PARTNERS		136	2	1%	138
ADVENT HEALTH CENTRA CARE - CITRUS PARK		9	129	93%	138
PANCARE HEALTH GULF COUNTY		107	30	22%	137
SPRING HAVEN RETIREMENT	1	133	3	2%	137
CLARE BRIDGE OF CAPE CORAL	1	136			137
HARBORCHASE OF VERO BEACH	1	117	19	14%	137
ST PETERSBURG PEDIATRICS-MLK JUNIOR BLVD		127	10	7%	137
TALLAHASSEE VA OPC		129	8	6%	137
LONGWOOD HEALTH AND REHABILITATION CENTER		125	12	9%	137
GRAND VILLA OF DELAND		129	8	6%	137
SONATA DELRAY BEACH		125	11	8%	136
ARIZONA DEPARTMENT OF HEALTH SERVICES		5	131	96%	136
AESTHETIC SURGERY CENTER OF WINTER PARK, THE	3	128	5	4%	136
ADVENT HEALTH CENTRA CARE - ORANGE CITY	1	53	82	60%	136
PEDIATRIC SERVICES AND BREATHING CENTER PA		107	29	21%	136
TGH URGENT CARE - TYRONE		9	127	93%	136
ORANGE PARK PEDIATRICS		123	12	9%	135
ARDEN COURTS OF WEST PALM BEACH		130	5	4%	135
OAKS OF CLEARWATER, THE		132	3	2%	135
PEDIATRIC CARE CENTER		135			135
SONATA WEST		133	2	1%	135
VITAS HEALTHCARE		123	12	9%	135
STEWART MEDICAL GROUP		34	101	75%	135
BLOCK NATION CHASE		110	25	19%	135
SUNRISE SENIOR LIVING OF JACKSONVILLE		120	15	11%	135

COVID-19: testing by laboratory

Data through May 10, 2021 verified as of May 11, 2021 at 09:25 AM

Data in this report are provisional and subject to change.

The numbers in the table below represent the number of Florida and non-Florida residents for whom test results were received by the Department of Health. A person can be tested by more than one laboratory and can have both positive and negative results. **Therefore, the sum of the numbers in each column will be larger than the total number of people tested.**

Reporting lab	Inconclusive	Negative	Positive	Percent positive	Total
IRL MARKET LAB ALACHUA		104	31	23%	135
GIBBENS FAMILY MEDICAL, LLC		113	21	16%	134
SANDALWOOD NURSING CENTER		127	7	5%	134
AVOW HOSPICE INC		134			134
MINUTECLINIC DIAGNOSTIC OF NORTH CARO		119	15	11%	134
SOUTH CAMPUS FACILITY INC		122	12	9%	134
The Crossings		132	2	1%	134
SUNY UPSTATE OVERFLOW LABORATORY		134			134
DIATHERIX LABORATORIES		77	57	43%	134
ADVANCED MEDICAL CENTER		86	48	36%	134
VITAS HEALTHCARE CORPORATION OF FLORIDA		129	4	3%	133
L&S SENIOR CARE DBA ARCADIA OAKS	4	128	1	1%	133
HEARTLAND PHARMACY LAKE PLACID, INC		100	33	25%	133
EMERALD COAST BEHAVIORAL HOSPITAL		125	7	5%	132
SOUTH LAKE PEDIATRICS		114	18	14%	132
MICRO PATH LABORATORIES INC		129	3	2%	132
ALTERNATIVE LIVING, INC DBA TWIN CITIES PAVILION		129	3	2%	132
LAKELAND REGIONAL HEALTH LAKE MIRIAM	3	87	42	32%	132
CENTRACARE		18	114	86%	132
THE REHABILITATION CENTER OF LAKE CITY		127	5	4%	132
AMERICAN HOUSE-BONITA SPRINGS		131	1	1%	132
ARBOR TERRACE SAN JOSE LLC	3	126	2	2%	131
THE WELLNESS CENTER AT LAKEWOOD RANCH		43	88	67%	131
FOUNTAINS OF HOPE LLC, THE		130	1	1%	131
PRIME HEALTH OF NORTH PORT LLC		110	21	16%	131
INTEGRATED REGIONAL LABORATORIES		119	12	9%	131
COQUINA CENTER		125	5	4%	130
MEYER PEDIATRICS		114	16	12%	130
MOOSEHAVEN LIFE CARE CENTER		130			130
CHARLES CROFT MD	1	127	2	2%	130
PUTNAM COUNTY SHERIFFS OFFICE		120	10	8%	130
MORTON PLANT HOSPITAL NURSING		2	128	98%	130
VITAS HEALTHCARE CORP OF FLORIDA		128	1	1%	129
LIFESTREAM BEHAVIORIAL CENTER		104	25	19%	129
TRI-COUNTY NURSING HOME		117	12	9%	129
BMHSI-AEL MICROBIOLOGY LABORATORY	2	102	25	19%	129
PANAMA PHARMACY	3	108	18	14%	129
SOLARIS SENIOR LIVING OF MERRITT ISLAND		124	5	4%	129
QUICK CARE MED PL CR		80	49	38%	129
THREE OAKS PHARMACY INC		114	14	11%	128
THE CLUB AND REHABILITATION CENTER		127	1	1%	128
SEMINOLE SPORTS AND FAMILY MEDICINE		112	16	13%	128
IQBAL A FARUQUI MD		93	35	27%	128
FLORIDA DEPARTMENT OF HEALTH IN LAKE COUNTY	1	79	47	37%	127
HILLSBOROUGH COUNTY DEVELOPMENTAL CTR	1	117	9	7%	127
GESSLER CLINIC PA		98	29	23%	127
THE COURTYARD ASSISTED LIVING		123	4	3%	127

COVID-19: testing by laboratory

Data through May 10, 2021 verified as of May 11, 2021 at 09:25 AM

Data in this report are provisional and subject to change.

The numbers in the table below represent the number of Florida and non-Florida residents for whom test results were received by the Department of Health. A person can be tested by more than one laboratory and can have both positive and negative results. **Therefore, the sum of the numbers in each column will be larger than the total number of people tested.**

Reporting lab	Inconclusive	Negative	Positive	Percent positive	Total
SHOAL CREEK REHABILITATION CENTER		85	42	33%	127
LATE HOURS URGENT CARE		66	61	48%	127
UNIVERSTIY CENTER MEDICAL LLC DBA	1	120	6	5%	127
MINUTECLINIC DIAGNOSTIC OF OHIO LLC		105	22	17%	127
TIFFANY HALL NURSING AND REHAB CENTER		117	9	7%	126
DOCTORS CENTER PA,THE		107	18	14%	125
BROOKDALE PALM COAST		125			125
HOSPICE OF MARTIN & ST LUCIE, INC		122	3	2%	125
PALMS EDGE	1	116	8	6%	125
VIERA HOSPITAL			125	100%	125
WESTCHESTER MEDICAL CENTER	1	119	5	4%	125
WINDERMERE MEDICAL CENTER		119	6	5%	125
ADVANCED EMURGENT CARE		28	96	77%	124
MONTEFIORE MEDICAL CENTER LABORATORIES - MOSES		114	10	8%	124
NORTH FL SOUTH GA HCS-MALCOM RANDALL VAMC			124	100%	124
ADVENT HEALTH CENTRA CARE - BRANDON		31	93	75%	124
ISLAND URGENT CARE PLLC DBA AFC URGENT CARE		123	1	1%	124
FLORIDA ATLANTIC UNIVERSITY		116	8	6%	124
Mt Sinai Aventura			124	100%	124
ARBOR GLEN AT ARBOR TRACE	2	113	9	7%	124
FHMG LAKE MARY PEDS		108	16	13%	124
PSL NAPLES BH OPERATIONS, LLC		123			123
EC OPCO CARROLLWOOD LLC		116	7	6%	123
Golfview Healthcare Center		117	6	5%	123
GENEDX		48	75	61%	123
PICH KTM CORP DBA MEDTOWN PHARMACY		106	17	14%	123
MINUTECLINIC DIAGNOSTIC OF RHODE ISLAND, LLC #729		119	4	3%	123
ARDEN COURTS OF SARASOTA		105	18	15%	123
CITRUS MEMORIAL HEALTH SYSTEM LAB		2	121	98%	123
PHYSICIANS REGIONAL CLINIC		92	30	25%	122
FHMG- FLORIDA HOSPITAL MEDICAL GROUP		108	14	11%	122
PARKVIEW HEALTH		121	1	1%	122
TREASURE COAST PEDIATRICS PA		115	7	6%	122
ADVENTHEALTH MEDICAL GROUP PRIMARY CARE		112	9	7%	121
PINELLAS COUNTY JAIL			121	100%	121
SANDY RIDGE CENTER FOR REHABILITATION AND HEALING		100	21	17%	121
URGENT CARE TCMA			121	100%	121
Crystal Health & Rehab Center		115	6	5%	121
BROOKDALE JENSEN BEACH		118	3	2%	121
Hialeah Nursing And Rehabilitation Center		115	6	5%	121
HOSPICE OF THE EMERALD COAST INC - PANAMA CITY	2	112	7	6%	121
FLAGLER COLLEGE HEALTH SERVICES		86	34	28%	120
ENCOMPASS HEALTH REHABILITATION HOSPITAL OF LARGO		117	3	3%	120
ENCOMPASS HEALTH REHABILITATION HOSPITAL		119	1	1%	120
ARBOR TERRACE ORTEGA LLC	2	116	2	2%	120
J FRANK AVEY MD		93	27	23%	120
MY CLINICAL LAB INC		17	103	86%	120

COVID-19: testing by laboratory

Data through May 10, 2021 verified as of May 11, 2021 at 09:25 AM

Data in this report are provisional and subject to change.

The numbers in the table below represent the number of Florida and non-Florida residents for whom test results were received by the Department of Health. A person can be tested by more than one laboratory and can have both positive and negative results. **Therefore, the sum of the numbers in each column will be larger than the total number of people tested.**

Reporting lab	Inconclusive	Negative	Positive	Percent positive	Total
HOBDAIR FAMILY HEALTH LLC		83	37	31%	120
SMS DO PA		101	18	15%	119
MATHISON RETIREMENT COMMUNITY		114	5	4%	119
BROOKDALE CANOPY OAKS		87	32	27%	119
ST JOSEPHS HOSPITAL SOUTH HOSPITAL		1	118	99%	119
DELAND WELLNESS CENTER			119	100%	119
RDX BIOSCIENCE		60	59	50%	119
MED ONE AT SAINT AUGUSTINE		87	32	27%	119
TREASURE COAST PRIMARY CARE		96	23	19%	119
COASTAL HEALTH AND REHAB		110	9	8%	119
UNIVERSITY HEALTH SYSTEM INC		108	11	9%	119
PALM BAY HOSPITAL			119	100%	119
TUSCAN ISLE OPERATING COMPANY LLC DBA		114	4	3%	118
LENOX HILL HOSPITAL		109	9	8%	118
VILLAS OF HOLLY BROOK - BRADENTON 14TH		116	2	2%	118
ISLAND DOCTORS		23	95	81%	118
BROWARD HEALTH CORAL SPRINGS EPIDEMIOLOGY DEPT		1	117	99%	118
PATRICK AIR FORCE BASE		7	111	94%	118
GRAND OAKS OF JENSEN BEACH LLC		113	5	4%	118
SH HERON EAST LLC		103	15	13%	118
GUIDEWELL EMERGENCY MEDICINE DOCTORS LLC		77	41	35%	118
NEIGHBORHOOD MEDICAL CENTER		112	5	4%	117
BLISS HEALTHCARE SERVICES	1	91	25	21%	117
BROOKDALE COLONIAL PARK	2	114	1	1%	117
MD 365 MEDICAL CARE		116	1	1%	117
SOUTH BALDWIN MEDICAL CENTER GULF SHORES		93	23	20%	116
LEE COUNTY SCHOOL DISTRICT	1	108	7	6%	116
CAREATC		30	86	74%	116
NORTH SHORE MEDICAL LABS	1	108	7	6%	116
BELVEDERE COMMONS OF FORT WALTON BEACH		106	10	9%	116
TROPICANA MANUFACTURING COMPANY INC		109	7	6%	116
CSL PLASMA INC		11	105	91%	116
WESTWOOD NURSING & REHAB		82	34	29%	116
CAN COMMUNITY HEALTH		114	2	2%	116
CONSULATE HEALTH CARE OF SARASOTA	1	115			116
BAY PINES MEDICAL ASSOCIATES		1	115	99%	116
THE POINTE AT CEDAR PARK		114	1	1%	115
TREASURE COAST MEDICAL ASSOCIATES		4	111	97%	115
ENCOMPASS HEALTH REHABILITATION HOSPITAL OF SARASOTA		114	1	1%	115
CABANA AT JENSEN DUNES, THE		111	4	3%	115
CARE CENTERS OF NASSAU, LLC - HENDRICKS RD		114	1	1%	115
SUNFLOWER SPRINGS ASSISTED LIVING		105	10	9%	115
MINUTECLINIC DIAGNOSTIC OF SOUTH CAROLINA, LLC		94	20	18%	114
UNIVERSITY MEDICAL CENTER SUITES		100	14	12%	114
Courtyards of Orlando Care Center		102	12	11%	114
ELAN BUENA VISTA		97	17	15%	114
A PLUS FAMILY URGENT CARE		89	24	21%	113

COVID-19: testing by laboratory

Data through May 10, 2021 verified as of May 11, 2021 at 09:25 AM

Data in this report are provisional and subject to change.

The numbers in the table below represent the number of Florida and non-Florida residents for whom test results were received by the Department of Health. A person can be tested by more than one laboratory and can have both positive and negative results. **Therefore, the sum of the numbers in each column will be larger than the total number of people tested.**

Reporting lab	Inconclusive	Negative	Positive	Percent positive	Total
G & R HEALTH MART PHARMACY		93	20	18%	113
CAREMOUNT MEDICAL - PATHOLOGY		109	4	4%	113
TOTAL CARE PLUS LLC			113	100%	113
VRL EUROFINS - HAWAII		112			112
ALLIED HEALTH FORT PIERCE		112			112
CLEVELAND CLINIC FOUNDATION		12	100	89%	112
ALL CARE URGENT CARE			112	100%	112
WALGREENS CO		101	11	10%	112
MG PORT CHARLOTTE II SUBTENANT LLC		99	12	11%	111
RARITAN BAY PERTH AMBOY		102	9	8%	111
MAIN STREET MEDICAL CENTER OF CRESTVIEW PA		86	25	23%	111
PM PEDIATRICS		98	13	12%	111
HARBORCHASE OF NAPLES		97	14	13%	111
ALL MY KIDS PEDIATRICS INC		78	33	30%	111
ASHRAF MEDICAL GROUP PLLC DBA PULSE MD		108	3	3%	111
EXPRESS DOCS LLC		11	99	90%	110
AU HEALTH		94	16	15%	110
COLONY CARE CENTER		94	16	15%	110
LAKE HOUSE ASSISTED LIVING		93	17	15%	110
Cross Landings Health and Rehabilitation		101	9	8%	110
Riviera Health Resort		108	1	1%	109
WHITE PLAINS HOSPITAL CENTER LAB		105	4	4%	109
BRANDYWYNE HEALTH CARE CENTER		107	2	2%	109
LPG PRIMARY CARE AT SURFSIDE		95	14	13%	109
CHILDRENS CLINIC		56	52	48%	108
North Lake Care Center		107	1	1%	108
BAPTIST MEDICAL CENTER SOUTH		86	22	20%	108
EVANS HEALTH CARE		106	2	2%	108
VILLAGES VA CBOC	2	100	6	6%	108
NAVY HOSPITAL			107	100%	107
AFTER HOURS PEDIATRICS			107	100%	107
MENORAH HOUSE		106	1	1%	107
BAY VIEW HEALTHCARE		85	22	21%	107
WE SCREEN LLC		101	6	6%	107
OCALA OAKS REHABILITATION CENTER		101	6	6%	107
ELMCROFT OF BELLA VITA		98	8	8%	106
NORTH FLORIDA EVALUATION AND TREATMENT CENTER	2	99	5	5%	106
LECONTE MEDICAL CENTER LAB		87	19	18%	106
325TH MEDICAL GROUP		87	19	18%	106
HEART OF FLORIDA REGIONAL MED CTR		35	71	67%	106
KALEIDA HEALTH CENTER FOR LABORATORY		100	6	6%	106
CALADIUM PEDIATRICS		90	16	15%	106
MIAMI BEACH COMMUNITY HEALTH CENTER		2	104	98%	106
SHERMAN-ABRAMS LABORATORY INC		98	7	7%	105
MEDICAL CONSULTANTS OF FLORIDA DBA	1	90	14	13%	105
GRACE MEDICAL HOME		86	19	18%	105
ST PETERSBURG PEDIATRICS-SEMINOLE		92	13	12%	105

COVID-19: testing by laboratory

Data through May 10, 2021 verified as of May 11, 2021 at 09:25 AM

Data in this report are provisional and subject to change.

The numbers in the table below represent the number of Florida and non-Florida residents for whom test results were received by the Department of Health. A person can be tested by more than one laboratory and can have both positive and negative results. **Therefore, the sum of the numbers in each column will be larger than the total number of people tested.**

Reporting lab	Inconclusive	Negative	Positive	Percent positive	Total
Gulfport Rehabilitation Center		102	3	3%	105
SUNSHINE GARDENS		104	1	1%	105
CVS NY4098030POCT NEW YORK		104	1	1%	105
COASTAL LABORATORIES OF FLORIDA		92	13	12%	105
MAJESTIC OAKS		102	3	3%	105
ST MARK ASSISTED LIVING CENTER	1	91	12	12%	104
ORLANDO LUTHERAN TOWERS ASSISTED LIVING		104			104
GRANDE, THE	2	98	4	4%	104
PORT CHARLOTTE REHABILITATION CENTER		90	14	13%	104
NORTH CENTRAL BRONX HOSPITAL		99	5	5%	104
PEDIATRIC CARE CENTER- JACKSONVILLE BEACH		75	29	28%	104
DOUGLAS T JACOBSON STATE VETERANS HOME		104			104
PREDICTIVE LABORATORIES, INC	1	90	13	13%	104
VISTA MANOR		92	12	12%	104
EAST RIDGE RETIREMENT VILLAGE INC		104			104
PUBLIC SQUARE PHARMACY LLC		81	22	21%	103
ALTAMONTE PEDIATRIC ASSOCIATES		31	72	70%	103
HENNEPIN HEALTHCARE LABORATORY		102			102
CENTRAL FLORIDA HEALTH CARE		47	55	54%	102
MULBERRY CARE CENTER		89	13	13%	102
PruittHealth Fleming Island		87	15	15%	102
BROOKDALE VERO BEACH SOUTH AL		101	1	1%	102
ADVENT HEALTH - CENTRAL PASCO ER		88	13	13%	101
CRESTVIEW URGENT CARE	1	22	78	77%	101
PENNSYLVANIA DEPT OF HEALTH		21	80	79%	101
CCS - BROWARD COUNTY JAIL		94	7	7%	101
INFINITY BIOLOGIX LLC OAKDALE		96	5	5%	101
MACADAMS HOME HEALTH AGENCY		100	1	1%	101
HAWTHORN HOUSE		87	14	14%	101
LAFAYETTE NURSING AND REHABILITATION CENTER		98	2	2%	100
EMERALD COAST CENTER		96	4	4%	100
Consulate Health Care of Port Charlotte		98	2	2%	100
GLOBAL CENTRAL LABS AT PPD	2	88	10	10%	100
VANDERBILT UNIVERSITY MEDICAL CENTER		91	9	9%	100
GOOD HEARTS COVID TESTING		57	43	43%	100
PANIRA HEALTHCARE CLINIC		2	98	98%	100
WORLD OF PEDIATRICS LLC		92	8	8%	100
HUNTSVILLE HOSPITAL LABORATORY		71	28	28%	99
FLORIDA MEDICAL CLINIC - MULTI SPECIALTY CAMPUS		53	46	46%	99
Consulate Health Care of Jacksonville		85	14	14%	99
IXI WELLNESS DALLAS, LLC		99			99
JOHN KNOX VILLAGE OF FLORIDA ALF	1	94	4	4%	99
DEVANSH LAB WERKS INC		79	20	20%	99
SEMINOLE COUNTY HEALTH DEPARTMENT		79	19	19%	98
PRIMECARE AT TWIN LAKES		2	96	98%	98
KORGENE LAB	1	28	69	70%	98
URINEGOODHANDS LLC		96	2	2%	98

COVID-19: testing by laboratory

Data through May 10, 2021 verified as of May 11, 2021 at 09:25 AM

Data in this report are provisional and subject to change.

The numbers in the table below represent the number of Florida and non-Florida residents for whom test results were received by the Department of Health. A person can be tested by more than one laboratory and can have both positive and negative results. **Therefore, the sum of the numbers in each column will be larger than the total number of people tested.**

Reporting lab	Inconclusive	Negative	Positive	Percent positive	Total
ARBOR TRAIL		78	20	20%	98
FLORIDA COMMUNITY HEALTH CENTERS INC			98	100%	98
PLAZA OF HALLANDALE BEACH		98			98
VALLEY MEDICAL CENTER		91	7	7%	98
LANDMARK, THE		48	50	51%	98
STONY BROOK UNIVERSITY MEDICAL CENTER		84	14	14%	98
MIRIMUS CLINICAL LABS	2	42	54	55%	98
WINDSOR OAKS		97	1	1%	98
HURLBURT FIELD CLINIC		39	58	60%	97
SUPERIOR RESIDENCES OF LECANTO		82	15	15%	97
SIGNATURE HEALTHCARE OF MIDDLEBURG		95	2	2%	97
MINNESOTA TWINS		92	5	5%	97
HEALTH CENTERS AT BRENTWOOD		96	1	1%	97
RIDGEWOOD DIAGNOSTIC LABORATORY		92	5	5%	97
LABFIRST - DEPARTMENT OF PATHOLOGY		92	4	4%	96
PEDIATRIC ASSOCIATES ORLANDO		82	14	15%	96
GOLFCREST HEALTHCARE CENTER		96			96
MARKET STREET VIERA		95	1	1%	96
QPS, LLC		93	3	3%	96
BARRY UNIVERSITY STUDENT HEALTH SERVICES		52	44	46%	96
BAYSHORE MEMORY CARE		96			96
EAST ALABAMA MEDICAL CENTER LABORATORY		83	12	13%	95
THE TERRACE OF KISSIMMEE		80	15	16%	95
CROSS CITY REHABILITATION AND HEALTH CARE CENTER		72	23	24%	95
ADVENT HEALTH CENTRA CARE - EAST ORLANDO		65	30	32%	95
KINDRED AT HOME		85	9	10%	94
ERIE COUNTY MEDICAL CTR CLINICAL LABS		90	4	4%	94
ROSECASTLE AT DELANEY CREEK		93	1	1%	94
BRIDGEVIEW CENTER LLC		81	13	14%	94
NEW SMYRNA BEACH URGENT CARE			94	100%	94
Conway Lakes Health and Rehabilitation Center		93	1	1%	94
DIAGNOSTIC SOLUTIONS		3	91	97%	94
CATHOLIC HEALTH SERVICES REGIONAL LAB		86	8	9%	94
CATHOLIC HEALTH SYSTEM DEPT LABORATORY		90	4	4%	94
A COUNTRY PLACE ASSISTED LIVING FACILITY		92	2	2%	94
ADVENT HEALTH CENTRA CARE - WATERMAN		79	15	16%	94
INSTITUTE OF PATHOLOGY KINGS COUNTY		90	3	3%	93
PRESERVE AT PALM AIRE	3	90			93
LISTENING DOCTOR PLLC, THE		82	10	11%	92
LAKE GIBSON VILLAGE, LLC		89	3	3%	92
PLYMOUTH HOME FOR ADULTS, INC.	8	83	1	1%	92
DAVITA LABORATORY		69	23	25%	92
SUWANNEE COUNTY SHERIFF OFFICE		89	3	3%	92
CENTURY CENTER FOR REHABILITATION & HEALING		74	18	20%	92
MEDRITE URGENT CARE		78	14	15%	92
Baldwin Pediatrix		81	11	12%	92
LABCORP		27	65	71%	92

COVID-19: testing by laboratory

Data through May 10, 2021 verified as of May 11, 2021 at 09:25 AM

Data in this report are provisional and subject to change.

The numbers in the table below represent the number of Florida and non-Florida residents for whom test results were received by the Department of Health. A person can be tested by more than one laboratory and can have both positive and negative results. **Therefore, the sum of the numbers in each column will be larger than the total number of people tested.**

Reporting lab	Inconclusive	Negative	Positive	Percent positive	Total
MAGNOLIA DIAGNOSTIC		2	90	98%	92
FLORIDA PEDIATRIC GROUP		31	61	66%	92
JESSIE TRICE COMMUNITY HEALTH SYSTEM, INC		75	17	18%	92
BISHOP GRADY VILLAS		90	2	2%	92
SUN CLINICAL LABORATORIES		90	1	1%	91
1ST PRIORITY LAB SERVICES		74	17	19%	91
CVS MINUTE CLINIC		3	88	97%	91
PARK OF THE PALMS INC		90	1	1%	91
SONORAN DESERT PATHOLOGY ASSOCIATES		3	88	97%	91
HERON CLUB AT PRESTANCIA		89	2	2%	91
JENNIFER J CHIAVETTA-GRLSANTI DC		74	17	19%	91
MISIR DRUGS LLC		72	19	21%	91
LAKELAND REGIONAL HEALTH GATEWAY CENTER		65	26	29%	91
COOPER FAMILY MEDICAL PLLC		71	20	22%	91
BAHIA OAKS LODGE		85	6	7%	91
SANTA BARBARA CARE CENTER		69	22	24%	91
NAPHCARE INC		85	6	7%	91
DEBARY HEALTH AND REHABILITATION CENTER		88	3	3%	91
MD 365 MEDICAL CARE PLLC		91			91
AVERO DIAGNOSTICS		67	24	26%	91
CONCENTRA - FT LAUDERDALE - COMMERCIAL BLVD		89	2	2%	91
PROMEDICA SENIOR LIVING		86	5	5%	91
BREVARD HEALTH ALLIANCE INC		87	3	3%	90
Summit Medical Group, Pa Db a Citymd		83	7	8%	90
Lanier Rehab		64	26	29%	90
JERICOHO URGENT CARE		86	4	4%	90
KEYS MEDICAL GROUP			90	100%	90
CAMPBELL URGENT CARE		15	75	83%	90
Winter Garden Rehab and Nursing Facility		79	11	12%	90
MANATEE COUNTY JAIL		89	1	1%	90
EMERGENCY PHYSICIANS MEDICAL CENTER LLC		65	24	27%	89
GEORGE E WEEMS MEMORIAL HOSPITAL LAB		73	16	18%	89
ECOLAB GROUP		53	36	40%	89
ST VINCENT'S BIRMINGHAM		82	7	8%	89
PERSONAL PEDIATRICS		78	11	12%	89
DAVENPORT PEDIATARICS CLERMONT PA		80	9	10%	89
ACE BIOMEDICAL LABS LLC		74	15	17%	89
EVENTEST, LLC		87	2	2%	89
MEDICAL PAVILION CLINIC		66	23	26%	89
STUART LODGE LIVING LLC		66	23	26%	89
MIAMI SHORES NURSING & REHAB		89			89
ATRIUM AT LIBERTY PARK		85	4	4%	89
AESTHETIC ENHANCEMENTS		89			89
NORTH FLORIDA SPINE AND WELLNESS		69	20	22%	89
FREEDOM INN AT TARPON SPRINGS		82	7	8%	89
SIMEDHEALTH LLC		75	13	15%	88
JOHN D ARCHBOLD MEMORIAL HOSPITAL		85	3	3%	88

COVID-19: testing by laboratory

Data through May 10, 2021 verified as of May 11, 2021 at 09:25 AM

Data in this report are provisional and subject to change.

The numbers in the table below represent the number of Florida and non-Florida residents for whom test results were received by the Department of Health. A person can be tested by more than one laboratory and can have both positive and negative results. **Therefore, the sum of the numbers in each column will be larger than the total number of people tested.**

Reporting lab	Inconclusive	Negative	Positive	Percent positive	Total
GOVERNOR'S CREEK HEALTH & REHABILITATION		87	1	1%	88
BAYLOR GENETICS		75	13	15%	88
AR ANESTHESIA LLC		86	2	2%	88
BEACHES PEDIATRICS PA		82	5	6%	87
WALGREENS 2941		83	4	5%	87
CLYDE E LASSEN STATE VETERANS NURSING HOME		62	25	29%	87
CHAMBREL AT ISLAND LAKE		83	4	5%	87
BRANDON HEALTH AND REHABILITATION CENTER	1	85	1	1%	87
PACIFIC ANALYTICS			87	100%	87
HUNTINGTON HOSPITAL LABORATORY		84	3	3%	87
EISENHOWER ARMY MEDICAL CENTER		80	7	8%	87
UNIVERSITY OF NEW MEXICO HOSPITAL		87			87
NORTHWESTERN UNIVERSITY CORP		86	1	1%	87
BRILLIANCE ASSISTED LIVING		69	17	20%	86
SUNCOAST TECHNICAL COLLEGE SCHOOL OF HEALTH		86			86
DISCOVERY VILLAGE AT THE FORUM		86			86
PENSACOLA DEVELOPMENTAL CENTER		67	19	22%	86
ST VINCENTS PRIMARY CARE		78	8	9%	86
WALGREENS #12673		82	4	5%	86
DELCARE PA		68	17	20%	85
LAKE SHERIFF		65	20	24%	85
LEVY COUNTY DEPARTMENT OF HEALTH		61	24	28%	85
ARBOR OAKS AT TYRONE	9	74	2	2%	85
LAKE HOWELL FAMILY MEDICINE ASSOCIATES		70	15	18%	85
MEDEXPRESS - BLOOMIN BRANDS		65	20	24%	85
W. FRANK WELLS NURSING HOME		84	1	1%	85
MEADOWCREST FAMILY PHYSICIANS PA	1	60	24	28%	85
REHAB AND HEALTHCARE CENTER OF CAPE CORAL		85			85
PRMG - EAST NAPLES	1	73	11	13%	85
LONG TERM CARE OF JAY, LLC		63	21	25%	84
PANCARE HEALTH - FREEPORT CLINIC SUITE B		75	9	11%	84
PINES OF SARASOTA GARDEN		84			84
HOLMES COUNTY HEALTH DEPARTMENT	1	70	13	15%	84
CENTRAL FLORIDA PEDIATRICS		38	46	55%	84
NITE LITE PEDIATRICS - JACKSONVILLE		76	8	10%	84
PEDIATRIC SERVICES OF AMERICA INC		79	5	6%	84
MID FLORIDA PRIMARY CARE PA		69	14	17%	83
ARTHREX MEDICAL CENTER		46	37	45%	83
CANOPY ON BERRYHILL, THE		51	32	39%	83
LABCORP EMPLOYER SERVICES		82	1	1%	83
BROWARD HEALTH MEDICAL CENTER CLINICAL LAB			83	100%	83
PREMIUM HEALTH SERVICES OF TAMPA BAY LLC		53	30	36%	83
GRAND ST PAUL CVS		80	3	4%	83
ROYAL CARE OF AVON PARK		80	3	4%	83
Lexington Health and Rehabilitation Center		82			82
THE PAVILION FOR HEALTH CARE		72	10	12%	82
AVANTE OF MOUNT DORA INC		82			82

COVID-19: testing by laboratory

Data through May 10, 2021 verified as of May 11, 2021 at 09:25 AM

Data in this report are provisional and subject to change.

The numbers in the table below represent the number of Florida and non-Florida residents for whom test results were received by the Department of Health. A person can be tested by more than one laboratory and can have both positive and negative results. **Therefore, the sum of the numbers in each column will be larger than the total number of people tested.**

Reporting lab	Inconclusive	Negative	Positive	Percent positive	Total
OCOEE PEDIATRICS		74	8	10%	82
LAB PLUS, LLC AT SAINT THOMAS WEST HOSPITAL		68	14	17%	82
TAMPA BAY CONCIERGE DOCTOR, LLC		79	3	4%	82
THE TRADITION OF THE PALM BEACHES		79	3	4%	82
BIO-TECH CLINICAL LABORATORIES		41	40	49%	81
MEDCOR CORPORATE CLINIC		80	1	1%	81
WEST VOLUSIA FAMILY AND SPORTS MEDICINE		75	6	7%	81
LAB		29	52	64%	81
ATLAN		72	9	11%	81
LAKE CITY VA MEDICAL CENTER			81	100%	81
FLORIDA MEDICAL CLINIC PA		55	26	32%	81
BioReference Laboratories, Inc		9	71	89%	80
ORTHOPAEDIC SURGERY CENTER		80			80
ADVENTHEALTH MEDICAL GROUP MULTISPECIALTY			80	100%	80
PRODUCTION HEALTH SAFETY MANAGEMENT		78	2	3%	80
BALMORAL TENANT SERVICES INC	1	43	36	45%	80
CENTRAL BALDWIN IMMEDIATE CARE & FAMILY PRACTICE		61	18	23%	79
SIMED LABORATORY		63	16	20%	79
EDGEWATER AT WATERMAN VILLAGE		78	1	1%	79
ORLANDO COVID TEST , LLC		71	8	10%	79
NORTH SHORE UNIVERSITY HOSPITAL LABORATORY		72	7	9%	79
BOND CLINIC PA		46	33	42%	79
STUART REHABILITATION AND HEALTHCARE		63	16	20%	79
MICHAEL AKPEKE MD		70	9	11%	79
VETERANS AFFAIRS MEDICAL CENTER - PALO ALTO		28	51	65%	79
AHMG SURGICAL SPECIALIST		79			79
CBS LABS OF TAMPA LLC		3	76	96%	79
LAKE MORTON PLAZA☐		75	3	4%	78
PANCARE HEALTH - MALONE CLINIC		71	7	9%	78
BAYCARE MEDICAL GROUP		71	7	9%	78
NEW MEXICO STATE PUBLIC HEALTH DIVISION		78			78
DOH-WEST PALM BEACH BRANCH LABORATORY		3	75	96%	78
ROCKLEDGE REGIONAL MEDICAL CENTER		36	42	54%	78
JACOBI MEDICAL CENTER		73	5	6%	78
LEE MEMORIAL HEALTH SYSTEM D/B/A LEE COMMUNITY		72	6	8%	78
LPG PRIMARY CARE AT PINE ISLAND		64	14	18%	78
NOMI HEALTH LAB SERVICES LLC		8	70	90%	78
BOND CLINIC DR ELDEEB		38	39	51%	77
NICEVILLE URGENT CARE		30	47	61%	77
CLEARWATER PAIN MANAGEMENT ASSOCIATES		75	2	3%	77
PALM RIVER COMMUNITY HEALTH CENTER		68	9	12%	77
HEALTH FIRST - PALM BAY HOSPITAL		2	75	97%	77
WALGREENS 9627		71	6	8%	77
DEVELOPMENTAL DISABILITIES DEFENDANT PROGRAM		75	2	3%	77
THE GOOD SHEPARDS OF DELAND-WEST		76	1	1%	77
LUTHERAN HAVEN ASSISTED LIVING		77			77
MINUTECLINIC DIAGNOSTIC OF KANSAS, PA		68	9	12%	77

COVID-19: testing by laboratory

Data through May 10, 2021 verified as of May 11, 2021 at 09:25 AM

Data in this report are provisional and subject to change.

The numbers in the table below represent the number of Florida and non-Florida residents for whom test results were received by the Department of Health. A person can be tested by more than one laboratory and can have both positive and negative results. **Therefore, the sum of the numbers in each column will be larger than the total number of people tested.**

Reporting lab	Inconclusive	Negative	Positive	Percent positive	Total
BARNETT PARK☐		2	75	97%	77
STONY BROOK SOUTHAMPTON		75	2	3%	77
ORANGE CITY NURSING AND REHAB		75	2	3%	77
MOBILE PHYSICIAN SERVICES INC		68	8	11%	76
ROSECASTLE OF JACKSONVILLE LLC		74	2	3%	76
ASSOCIATED CLINICAL LABORATORIES		68	8	11%	76
DYNAMIC MEDICAL USA			76	100%	76
PROMEDICA LABORATORIES		21	55	72%	76
LEE COMMUNITY HEALTHCARE - LEHIGH		63	13	17%	76
PANCARE HEALTH - JACKSON COUNTY		63	13	17%	76
CLINICAL PATHOLOGY ASSOCIATES-SONIC REFERENCE LAB		76			76
TITUSVILLE FAMILY PRACTICE		20	56	74%	76
MINUTECLINIC DIAGNOSTIC OF NEW JERSEY		68	8	11%	76
HEARTLAND PEDIATRIC ASSOCIATES		64	12	16%	76
S-H THIRTY-FIVE OPCO- PORT ST LUCIE, LLC	1	75			76
WINDSOR REFLECTIONS		75	1	1%	76
CAMP BOGGY CREEK		75	1	1%	76
SUNCOAST OPTIMAL WELLNESS		23	53	70%	76
MICHAEL A VENAZIO MD		72	4	5%	76
THOMAS INTERNAL MEDICINE		64	12	16%	76
BROWARD HEALTH MEDICAL CENTER		3	72	96%	75
ORLANDO CLINICAL RESEARCH CENTER		72	3	4%	75
WATERCREST ST LUCIE WEST	1	69	5	7%	75
SOS MOBILE MEDICAL CARE LLC		63	12	16%	75
ADVENTHEALTH EXPRESSCARE		45	30	40%	75
ST JOSEPHS CHILDRENS OUTREACH		2	73	97%	75
URGENT CARE USA LLC		2	73	97%	75
ELLKAY HEALTHCARE DATA PLUMBERS	52	19	4	5%	75
NORTH FLORIDA PHARMACY		66	9	12%	75
Grand Villa of Clearwater		68	6	8%	74
GADSDEN COUNTY HEALTH DEPARTMENT		63	11	15%	74
NORTH FLORIDA PEDIATRICS		57	17	23%	74
SUMTER PEDIATRICS		69	5	7%	74
SCOTT LAKE HEALTH AND REHABILITATION CENTER		71	3	4%	74
NOAH CLINICAL LABORATORY		63	11	15%	74
HARMONY CLINIC		1	73	99%	74
OAK MANOR NURSING HOME		70	4	5%	74
EC OPCO PENSACOLA, LLC		73	1	1%	74
GV NAPLES OPCO, LLC		73	1	1%	74
BROOKDALE OVIEDO		72	2	3%	74
TOWERS HOME CARE☐		69	4	5%	73
DISCOVERY VILLAGE AT PALM BEACH GARDENS		71	2	3%	73
EVIVIA		70	3	4%	73
MED EXPRESS		6	67	92%	73
CONSULATE HEALTH CARE – LAKE MARY		72	1	1%	73
Stratford Court of Palm Harbor		63	10	14%	73
PIERCE INSTRUMENTS INC		71	2	3%	73

COVID-19: testing by laboratory

Data through May 10, 2021 verified as of May 11, 2021 at 09:25 AM

Data in this report are provisional and subject to change.

The numbers in the table below represent the number of Florida and non-Florida residents for whom test results were received by the Department of Health. A person can be tested by more than one laboratory and can have both positive and negative results. **Therefore, the sum of the numbers in each column will be larger than the total number of people tested.**

Reporting lab	Inconclusive	Negative	Positive	Percent positive	Total
AIR, LAND & SEA PHYSICALS & CONSULTATIONS, LLC		72	1	1%	73
MD LABS		46	27	37%	73
CRAIG BERGER MD PL D/B/A BAY AREA EYE INSTITUTE		72			72
SUNSHINE PEDIATRICS		71	1	1%	72
HAVEN OF OUR LADY OF PEACE		72			72
ERDOX		67	5	7%	72
KESHAV RX LLC		59	13	18%	72
ERIC C MRSHAL, MD, PC #1842		69	3	4%	72
INN AT ASTON GARDENS AT PELICAN POINTE,THE		67	4	6%	71
EAST HILL PHARMACY		52	19	27%	71
ADVENT HEALTH - LAKE MARY		61	10	14%	71
STERLING HOUSE OF TALLAHASSEE	3	62	6	8%	71
CL BRUMBACK PRIMARY CARE CLINICS		17	54	76%	71
Salerno Bay Health & Rehabilitation Center		61	10	14%	71
SEWALLS POINT PHARMACY INC		63	8	11%	71
FAST PACE MEDICAL CLINIC, PLLC		60	11	15%	71
AMMON LABS		61	10	14%	71
TANVIR H SHAGAR NP		64	7	10%	71
ADVANCED LAB		67	4	6%	71
TGH URGENT CARE POWERED BY FAST TRACK			71	100%	71
NORTH FLORIDA PEDIATRICS - JACKSONVILLE		64	7	10%	71
SAFARI PEDIATRICS PA		69	2	3%	71
INDIGO MANOR		22	49	69%	71
CP/AIG PENSACOLA DEVELOPMENT LLC		67	3	4%	70
USF HEALTH MORSANI CENTER		5	65	93%	70
Highlands Regional Hospital		63	7	10%	70
SUNCOAST COMMUNITY HEALTH CENTERS PEDIATRICS		21	49	70%	70
SUMMIT AT VENICE	2	63	5	7%	70
INTERNAL MEDICINE ASSOCIATES PA		65	5	7%	70
ISLAND COAST PEDIATRICS		62	8	11%	70
CITY OF OCALA EMPLOYEE HEALTH AND WELLNESS CENTER		63	7	10%	70
LINCOLN MEDICAL AND MENTAL HEALTH CENTER		66	3	4%	69
PLANTATION GENERAL HOSPITAL CLINICAL LAB		26	43	62%	69
MEMORIAL MANOR		69			69
PARKSIDE INN	3	64	2	3%	69
FLORIDA HEALTH CARE DELAND			69	100%	69
SAN JOSE SENIOR CARE LLC	1	43	25	36%	69
HERITAGE HEALTHCARE AND REHABILITATION CENTER		69			69
GROWING TOGETHER PEDIATRICS, LLC		63	6	9%	69
TRINITY URGENT CARE		55	14	20%	69
WILSON MEMORIAL REGIONAL MEDICAL CENTER		65	4	6%	69
MINUTECLINIC DIAGNOSTIC OF SOUTH CAROL		62	7	10%	69
AEL- MEMPHIS		17	51	75%	68
BOND AND STEELE CLINIC, PA		54	14	21%	68
CAREATC INC BRANDON	19	44	5	7%	68
DHMD		68			68
GENPATH			68	100%	68

COVID-19: testing by laboratory

Data through May 10, 2021 verified as of May 11, 2021 at 09:25 AM

Data in this report are provisional and subject to change.

The numbers in the table below represent the number of Florida and non-Florida residents for whom test results were received by the Department of Health. A person can be tested by more than one laboratory and can have both positive and negative results. **Therefore, the sum of the numbers in each column will be larger than the total number of people tested.**

Reporting lab	Inconclusive	Negative	Positive	Percent positive	Total
CORNERSTONE PEDIATRICS		56	12	18%	68
LAKE CO EMPLOYEE HEALTH AND WELLNESS CENTER		60	8	12%	68
BIG BOCA SMILES LLC		66	2	3%	68
VIP WALK IN CLINIC		44	24	35%	68
PALM BAY URGENT CARE		28	40	59%	68
MEASE MANOR INC		63	4	6%	67
SOMERBY OF SANTA ROSA BEACH		58	9	13%	67
EMPLOYEE WELLNESS PA		49	18	27%	67
MINUTECLINIC, LLC		60	7	10%	67
FLORIDA HEALTH CARE		8	59	88%	67
GOLDEN POND COMMUNITIES		67			67
SAMFORD UNIVERSITY HEALTH SERVICES		66	1	1%	67
LAKE BUTLER HOSPITAL		59	8	12%	67
APC PEDIATRICS AT RYE ROAD MEDICAL PARK		63	4	6%	67
AMERICAN FAMILY MEDICAL		53	13	20%	66
BIOREFERENCE LABORATORIES INC		11	55	83%	66
VETERANS AFFAIRS MEDICAL CENTER - GULF COAST		27	39	59%	66
ADVENT HEALTH CENTRA CARE - WINTER GARDEN		20	46	70%	66
NEMOURS CHILDRENS PRIMARY CARE OVIEDO		51	15	23%	66
PREMISE HEALTH MIA		27	39	59%	66
ADVENT HEALTH - PALM COAST		2	64	97%	66
FAMILY HEALTH CENTER		46	20	30%	66
TROY REGIONAL MEDICAL CENTER		55	11	17%	66
GREENSBORO PATHOLOGY LLC		54	12	18%	66
NORTH FLORIDA MEDICAL CENTER		59	7	11%	66
MINUTECLINIC DIAGNOSTIC OF HAWAII LLC		59	7	11%	66
SIDDH INC DBA SAN CARLOS PHARMACY		62	4	6%	66
GILBERT MEDICAL GROUP		59	7	11%	66
EXPRESS CARE OF TAMPA BAY LLC	1	21	44	67%	66
DOT DOC SARASOTA		60	6	9%	66
OKEECHOBEE URGENT CARE		17	49	74%	66
MEDEX MEDICAL EXPRESS OF PALATKA			66	100%	66
WALGREENS #05625		61	5	8%	66
SUMMER VISTA ASSISTED LIVING		38	27	42%	65
EAST CENTRAL FLORIDA OUTPATIENT IMAGING		44	21	32%	65
HERNANDO COUNTY FIRE RESCUE DISTRICT		31	34	52%	65
Rehabilitation Center of the Palm Beaches		65			65
OUT OF STATE		40	25	38%	65
NXGEN MDX		20	45	69%	65
BROOKDALE CENTRE POINTE	1	64			65
LPG PULMONOLOGY-COCONUT POINT		55	10	15%	65
HORIZON ALF		64	1	2%	65
GRAND VILLA OF DEL RAY WEST		61	4	6%	65
Heritage Park Care and Rehabilitation		65			65
MINUTECLINIC DIAGNOSTIC MEDICAL GROUP		60	5	8%	65
CORAL GABLES HOSPITAL			65	100%	65
WADSWORTH HEALTH CENTER		62	3	5%	65

COVID-19: testing by laboratory

Data through May 10, 2021 verified as of May 11, 2021 at 09:25 AM

Data in this report are provisional and subject to change.

The numbers in the table below represent the number of Florida and non-Florida residents for whom test results were received by the Department of Health. A person can be tested by more than one laboratory and can have both positive and negative results. **Therefore, the sum of the numbers in each column will be larger than the total number of people tested.**

Reporting lab	Inconclusive	Negative	Positive	Percent positive	Total
PERSONAL PEDIATRICS PA		61	4	6%	65
LEE PHYSICIAN GROUP COLLEGE POINT		62	3	5%	65
ST FRANCIS HOSPITAL		57	8	12%	65
TRINITY AL SENIOR HOUSING LLC□		45	19	30%	64
MICHIGAN DEPARTMENT OF HEALTH AND HUMAN SERVICES	1		63	98%	64
LPG CONVENIENT CARE AT PINE ISLAND ROAD		58	6	9%	64
GREENLEAF ALF		63	1	2%	64
Bon Secours Maria Manor		58	6	9%	64
VIERA HEALTH AND REHABILITATION CENTER		62	2	3%	64
BRADFORD COUNTY HEALTH DEPARTMENT		63	1	2%	64
SOUTHSIDE HOSPITAL NORTHWELL HEALTH LABORATORY		55	9	14%	64
DEPT OF VA MED CENTE-WEST PALM BEACH			64	100%	64
SILVER LAKE PEDIATRICS PA		57	7	11%	64
CENTRA CARE – LAKE NONA		11	53	83%	64
JOSEPH L MORSE GERIATRIC CENTER	2	59	3	5%	64
MEDLOGIC LABORATORIES		3	61	95%	64
BAYOU GARDENS DUNEDIN LLC		64			64
MEDI CLINIC SARASOTA INC		62	1	2%	63
Palms at Ponte Vedra Assisted Living and Memory Care		60	3	5%	63
CINNAMON COVE ALF		62	1	2%	63
PINELLAS PARK FIRE DEPARTMENT		60	3	5%	63
BURRY’S PHARMACY INC		38	25	40%	63
BIG BEND CARES, INC		55	8	13%	63
CARE CENTERS OF NASSAU LLC MINER ROAD SOUTH		63			63
DAVID POSNACK JEWISH DAY SCHOOL		63			63
BEEHIVE HOMES OF GULF BREEZE		47	16	25%	63
OVERLOOK HOSPITAL LABORATORY		57	5	8%	62
Casa Mora Rehabilitation & Extended Care		60	2	3%	62
ADVENTHEALTH MEDICAL GROUP FAMILY MEDICINE		57	5	8%	62
TGH URGENT CARE - RIVERVIEW			62	100%	62
EVAN R SHAPIRO MD PA		62			62
ADVENT HEALTH - MOUNT DORA		10	52	84%	62
LAKELAND REGIONAL HEALTH		38	24	39%	62
S-H THIRTY FIVE OPCO - ORANGE CITY, LLC		52	10	16%	62
ST CLOUD PHYSICIAN MANAGEMENT LLC DBA ST CLOUD		28	34	55%	62
CDR MAGUIRE INC	1	7	54	87%	62
MENTAL HEALTH CARE INC		53	9	15%	62
ENCOMPASS HEALTH REHABILITATION OF ALTAMONTE		57	5	8%	62
TBI RESIDENTIAL SERVICES, INC.		51	11	18%	62
EMERALD COAST HOSPICE		61	1	2%	62
GRAND VILLA OF ALTAMONTE SPRINGS		55	7	11%	62
CHILDREN'S HOSPITAL OF ALABAMA		60	1	2%	61
Grace Rehabilitation of Vero Beach		60	1	2%	61
MAUREEN OROURKE-FUTEY			61	100%	61
RITECARE MED CTR H			61	100%	61
INTERNAL MEDICINE SPECIALIST		55	6	10%	61
CALHOUN COUNTY HEALTH DEPT		32	29	48%	61

COVID-19: testing by laboratory

Data through May 10, 2021 verified as of May 11, 2021 at 09:25 AM

Data in this report are provisional and subject to change.

The numbers in the table below represent the number of Florida and non-Florida residents for whom test results were received by the Department of Health. A person can be tested by more than one laboratory and can have both positive and negative results. **Therefore, the sum of the numbers in each column will be larger than the total number of people tested.**

Reporting lab	Inconclusive	Negative	Positive	Percent positive	Total
WASHINGTON REHABILITATION AND NURSING CENTER		51	10	16%	61
LONG ISLAND JEWISH MED CTR		55	6	10%	61
VALENCIA HOUSE ALF		59	2	3%	61
TWIN CREEKS ASSISTED LIVING & MEMORY CARE		57	3	5%	60
TUKA PEDIATRICS		8	52	87%	60
BOCA BIOLISTICS LLC		46	14	23%	60
INTERNAL LAB		50	10	17%	60
WALGREEN		46	14	23%	60
PALM BAY PEDIATRICS		40	20	33%	60
MARQUIS LABS, LLC		58	2	3%	60
BARNES HEALTHCARE OF FLORIDA LLC		56	4	7%	60
THE PRESERVE AT CLEARWATER		58	2	3%	60
81ST MEDICAL GROUP		28	32	53%	60
WAVE CREST HEALTH AND REHABILITATION CENTER		57	3	5%	60
SPRING MANOR ASSISTED LIVING		60			60
SONATA BOCA RATON		54	6	10%	60
PATIENTS CHOICE LAB OF IND, LLC		52	8	13%	60
IMMEDIATE CARE PA		56	4	7%	60
GRAND AVENUE RX			60	100%	60
STEINHATCHEE FAMILY MEDICAL CENTER□	1	50	8	14%	59
FERN PARK DEVELOPMENTAL CENTER		5	54	92%	59
KEY WEST MEDICAL CENTER	1	51	7	12%	59
BIOTECH		52	7	12%	59
CARDIOLOGY AND MEDICINE ASSOCIATES		43	16	27%	59
MILLENIUM PHYSICIANS GROUP		1	58	98%	59
WILLOWS AT WILDWOOD, THE		53	6	10%	59
UHEALTH AT FISHER ISLAND			59	100%	59
HEALTHPARK MEDICAL CTR NURSING SVC		58			58
LAKE INTERNAL MEDICINE ASSOCIATES PA		51	7	12%	58
LINCOLN DIAGNOSTIC LAB		56	2	3%	58
COOPER FAMILY MEDICAL, PLLC		48	10	17%	58
KINDRED HOSPITAL CENTRAL TAMPA BLOOD GAS	1	52	5	9%	58
FINLAY CLINICAL LABORATORY		20	38	66%	58
BLUE SPRINGS SURGERY CENTER		58			58
BUECHELE DENTAL PA DBA CLERMONT FAMILY DENTISTRY		48	10	17%	58
Margate Health and Rehabilitation Center		56	2	3%	58
SARATOGA HOSPITAL LABORATORY		52	6	10%	58
ALEXANDER NININGER STATE VETERANS		58			58
CITYMD OF MANAHAWKIN		55	3	5%	58
MALCOM RANDALL DEPT OF VAMC			57	100%	57
ALZHEIMERS CARE CENTER OF VIERA LTD		37	20	35%	57
ALL AMERICAN URGENT CARE			57	100%	57
TRADITIONAL HOME HEALTH OF PALM BEACH INC		55	2	4%	57
CONCENTRA URGENT CARE		53	4	7%	57
NORTH CAROLINA DEPARTMENT OF HEALTH & HUMAN SERVICES	1		56	98%	57
KAPG FLEMING ISLAND SENIOR HOUSING OPCO LLC	1	56			57
GENESIS DERMATOLOGY		53	4	7%	57

COVID-19: testing by laboratory

Data through May 10, 2021 verified as of May 11, 2021 at 09:25 AM

Data in this report are provisional and subject to change.

The numbers in the table below represent the number of Florida and non-Florida residents for whom test results were received by the Department of Health. A person can be tested by more than one laboratory and can have both positive and negative results. **Therefore, the sum of the numbers in each column will be larger than the total number of people tested.**

Reporting lab	Inconclusive	Negative	Positive	Percent positive	Total
ASCENSION SACRED HEART BAY LABORATORY		54	3	5%	57
GENTIVA HEALTH SERVICES CERTIFIED INC		53	4	7%	57
HOLY NAME HOSPITAL LABORATORY		55	2	4%	57
UNITED MEDICAL LABS INC		56	1	2%	57
REOPEN DIAGNOSTICS			57	100%	57
WELLMED AT NEW TAMPA		43	14	25%	57
THE CANOPY AT BERRYHILL		57			57
SOUTH FLORIDA BAPTIST HOSPITAL			57	100%	57
ADVANCE URGENT CARE CENTER, LLC		13	44	77%	57
PREMIER COMMUNITY HEALTHCARE GROUP INC		51	6	11%	57
LIGHTHOUSE PEDIATRICS OF NAPLES		50	6	11%	56
NEW YORK PRESBYTERIAN - QUEENS DIAGNOSTIC		52	4	7%	56
ATRIA PARK OF LAKE FOREST (WG HERITAGE LF LLC)		54	2	4%	56
RESIDENTIAL PLAZA AT BLUE LAGOON INC		52	4	7%	56
TGH URGENT CARE – WESLEY CHAPEL			56	100%	56
CAPE REGIONAL MEDICAL CENTER		53	3	5%	56
OPTUMCARE SOUTH FLORIDA, LLC		47	9	16%	56
VPA PC LAB		48	8	14%	56
HIALEAH HOSPITAL RESPIRATORY DEPT			56	100%	56
EAGLES WATCH CLUSTER		47	9	16%	56
JFK MEDICAL CENTER NORTH LAB		1	55	98%	56
TIFFANY HALL NURSING AND REHAB		44	12	21%	56
PATHOLOGY CONSULTANTS OF NEW MEXICO		56			56
WALGREENS_PEMBROKE PINES		48	8	14%	56
DEERFIELD BEACH REHABILITATION AND NURSING		51	5	9%	56
LONG ISLAND UNIVERSITY - POST CAMPUS		51	5	9%	56
CARE 4 U MANAGEMENT, INC			55	100%	55
HIGHLANDS COUNTY FIRE RESCUE		55			55
NITE LITE PEDIATRICS - PORT ST. LUCIE		46	9	16%	55
KENDALL REGIONAL MEDICAL CENTER LAB	3		52	95%	55
WEST ISLIP URGENT CARE		50	5	9%	55
PENNSYLVANIA DEPARTMENT OF HEALTH BUREAU OF LABORATORIES			55	100%	55
THE MEDICAL GROUP OF SOUTH FLORIDA INC		49	6	11%	55
SONATA HUNTERS CREEK		47	8	15%	55
GRAND VILLA OF LARGO		48	7	13%	55
Jupiter Medical Center Pavilion		54	1	2%	55
SUNSHINE PEDIATRICS OF CENTRAL FLORIDA PL		52	3	5%	55
PREMIER MEDICAL ASSOCIATES ALL FLORIDA LLC		54	1	2%	55
MIAMI CLINICAL RESEARCH CORP		12	42	78%	54
ROCHESTER GENERAL HOSPITAL LABORATORY		50	4	7%	54
FUTURE PEDIATRICS		51	3	6%	54
MINUTECLINIC DIAGNOSTIC OF NORTH CAROLINA		52	2	4%	54
SMH PHYSICIAN SERVICES INC		53	1	2%	54
CAMBRIDGE SECURITY SERVICES		51	3	6%	54
UNITED LABORATORY SERVICES CORPORATION		38	16	30%	54
LITTLE NECK URGENT CARE		52	2	4%	54
CERTUS MTD OPCP LLC		52	2	4%	54

COVID-19: testing by laboratory

Data through May 10, 2021 verified as of May 11, 2021 at 09:25 AM

Data in this report are provisional and subject to change.

The numbers in the table below represent the number of Florida and non-Florida residents for whom test results were received by the Department of Health. A person can be tested by more than one laboratory and can have both positive and negative results. **Therefore, the sum of the numbers in each column will be larger than the total number of people tested.**

Reporting lab	Inconclusive	Negative	Positive	Percent positive	Total
ST. CLOUD MEDICAL GROUP		54			54
APOLLOMDX LABS		32	22	41%	54
ADVENT HEALTH EXPRESS CARE		6	48	89%	54
JUNIPER VILLAGE AT NAPLES		53	1	2%	54
ORCHID COVE AT DAYTONA		45	9	17%	54
BASSETTI MEDICAL RESEARCH INC		35	19	35%	54
CHIPOLA QUICK CARE		47	7	13%	54
FAMILY EXTENDED CARE OF PUNTA GORDA		54			54
MEASE CONTINUING CARE		52	2	4%	54
WELLSTAR KENNESTONE HOSPITAL		49	5	9%	54
SARASOTA CO. HEALTH DEPT # 58		40	14	26%	54
CLERMONT HEALTH AND REHAB		40	14	26%	54
ROYAL PALM SENIOR RESIDENCE		54			54
SOMERSET			53	100%	53
FLORIDA MEDICAL CLINIC IM MLK		33	20	38%	53
UNIVERSITY OF WEST FLORIDA, THE		52	1	2%	53
ENCOMPASS HEALTH REHABILITATION		51	2	4%	53
Citymd Of Toms River		46	7	13%	53
HOME CARE PHARMACY		53			53
BAY STREET PHARMACY☐		48	5	9%	53
Osprey Point Nursing Center		51	2	4%	53
CDR MAGUIRE - MIAMI BEACH CC MISSION 17388		2	51	96%	53
THE PALMS PHARMACY, INC		50	3	6%	53
BITTINGS APOTHECARY INC		47	6	11%	53
LEE MEMORIAL HEALTH SYSTEM		47	6	11%	53
QUOTIENT SCIENCES LABS LLC			53	100%	53
AMELIA ASSISTED LIVING FACILITY		53			53
LPG PRIMARY CARE AT COLONIAL CENTER DRIVE		44	9	17%	53
ENCOMPASS HEALTH REHABILITATION HOSPITAL OF OCALA		52	1	2%	53
MISSION OAKS ASSISTED LIVING☐		51	2	4%	53
ST ANTHONYS PRIMARY CARE LLC/JACKSON STREET			53	100%	53
PROFESSIONAL PEDIATRICS		51	2	4%	53
ADVENTHEALTH MEDICAL GROUP FAMILY & INTERNAL		26	27	51%	53
IMA MEDICAL CENTER		34	19	36%	53
ALLIANCE COMMUNITY FOR RETIREMENT LIVING		53			53
MINUTE CLINIC DIAGNOSTIC OF VIRGINIA, LLC		51	2	4%	53
PHILLIPPE RIDGE		40	12	23%	52
WINDSOR WOODS REHAB & HEALTHCARE CTR		46	6	12%	52
QHC UPSTATE MEDICAL PC		42	10	19%	52
FLORIDA HOSPITAL PHYSICIAN GROUP		31	21	40%	52
FELICIDAD MEDICAL CENTER		5	47	90%	52
SNH BRFL TENANT LLC	2	50			52
LMH SKILLED NURSING UNIT		52			52
THE CLUB AT BOYNTON BEACH, LLC		50	2	4%	52
SEBRING PEDIATRICS LLC		28	24	46%	52
ADVENT HEALTH - LAKE WALES		40	12	23%	52
NORTHSIDE HOSPITAL EMERGENCY DEPT		48	4	8%	52

COVID-19: testing by laboratory

Data through May 10, 2021 verified as of May 11, 2021 at 09:25 AM

Data in this report are provisional and subject to change.

The numbers in the table below represent the number of Florida and non-Florida residents for whom test results were received by the Department of Health. A person can be tested by more than one laboratory and can have both positive and negative results. **Therefore, the sum of the numbers in each column will be larger than the total number of people tested.**

Reporting lab	Inconclusive	Negative	Positive	Percent positive	Total
ADVENT HEALTH		49	3	6%	52
NIGHT LITE PEDIATRICS CENTER LLC		10	42	81%	52
PINES NURSING HOME		50	2	4%	52
SOUTHEAST ALABAMA MEDICAL CENTER			51	100%	51
MARIANNA HEALTH AND REHABILITATION CENTER		50	1	2%	51
MULBERRY'S MOBILE PROVIDER SERVICES LLC□		34	17	33%	51
AVANTE ST CLOUD		48	3	6%	51
ROADS PEDIATRICS,LLC		48	3	6%	51
CVS MINUTE CLINIC DIAGNOSTIC OF NORTH CAROL		44	7	14%	51
GULFVIEW MEDICAL INSTITUTE		51			51
WALGREENS #10373		49	2	4%	51
CITY OF CAPE CORAL		38	13	25%	51
PATRICK MANOR INCORPORATED		51			51
SOUTH CAROLINA DEPT OF HEALTH AND ENVIRONMENT CONTROL		11	40	78%	51
INN AT THE FOUNTAINS, THE		34	17	33%	51
BENTON HOUSE OF PORT ORANGE		44	7	14%	51
LPG PEDIATRICS AT PAGE FIELD		50	1	2%	51
PANCARE HEALTH - BAY COUNTY - YOUNGSTOWN		46	5	10%	51
ENCOMPASS HEALTH REHABILITATION HOSPITAL OF PANAMA CITY		45	5	10%	50
GRAMERCY PARK URGENT CARE		48	2	4%	50
POPLAR HEALTHCARE PLLC	1	11	38	76%	50
OCCUPATIONAL HEALTH CENTERS OF THE SOUTHWEST PA		44	6	12%	50
HEALTH FIRST - CAPE CANAVERAL HOSPITAL		1	49	98%	50
CARE ATC - ANDES			50	100%	50
EMORY CLINIC, THE		46	4	8%	50
PRACTICE MANAGEMENT OF AMERICA, INC.		7	43	86%	50
MADISON COUNTY MEMORIAL HOSPITAL LABORATORY		15	35	70%	50
GRAND VILLA OF NEW PORT RICHEY		43	7	14%	50
ARCPOINT LABS OF WEST PALM BEACH		9	41	82%	50
HILA BECKERMAN MD LLC	1	45	4	8%	50
COURTYARD GARDENS OF BOYNTON BEACH, LLC		47	3	6%	50
SUNSHINE ASSISTED LIVING		50			50
BETHUNE-COOKMAN UNIVERSITY		32	18	36%	50
GRAND VILLA OF ST. PETERSBURG		48	2	4%	50
TNC WALK IN CLINIC		38	12	24%	50
PORT ST. LUCIE - ZAXBY'S		50			50
RAINBOW PEDIATRICS PC LLC / BREAKFAST POINT		39	11	22%	50
SOLARIS SENIOR LIVING NORTH NAPLES		48	1	2%	49
SOFT CELL LABORATORIES		45	4	8%	49
ALLEGRO		47	2	4%	49
NORTHBROOK CENTER FOR□		47	2	4%	49
S-H THIRTY FIVE OPCO - LUTZ, LLC		48	1	2%	49
Guardian Care Nursing and Rehabilitation Center		49			49
FHMG_CTR FOR SENIOR HEALTH		44	5	10%	49
GULFSIDE HOSPICE INC		46	3	6%	49
CARE CENTERS OF NASSAU LLC MINER ROAD NORTH		49			49
USF		1	48	98%	49

COVID-19: testing by laboratory

Data through May 10, 2021 verified as of May 11, 2021 at 09:25 AM

Data in this report are provisional and subject to change.

The numbers in the table below represent the number of Florida and non-Florida residents for whom test results were received by the Department of Health. A person can be tested by more than one laboratory and can have both positive and negative results. **Therefore, the sum of the numbers in each column will be larger than the total number of people tested.**

Reporting lab	Inconclusive	Negative	Positive	Percent positive	Total
ALWAYS BEST CARE SENIOR SERVICES		44	5	10%	49
DOH		23	26	53%	49
ADVENTIST HEALTH SYSTEM FLORIDA		34	15	31%	49
GRAND VILLA OF PINELLAS PARK		46	2	4%	48
PREMIER MEDICAL ASSOCIATES		46	2	4%	48
SEWANEE MOLECULAR DIAGNOSTICS LABORATO		48			48
ST JUDE LABORATORIES		43	5	10%	48
NAPLES PEDIATRICS INC□		43	5	10%	48
MORTON PLANT			48	100%	48
ISLAND URGENT CARE PLLC		44	4	8%	48
HERNANDO ENDOSCOPY AND SURGERY CENTER		37	11	23%	48
LYSTER ACH FT RUCKER AL		45	3	6%	48
INTERCOASTAL MEDICAL GROUP		2	46	96%	48
FLAGLER HOSPITAL INC	2		46	96%	48
BAPTIST URGENT CARE		44	4	8%	48
THE TERRACE OF JACKSONVILLE		3	45	94%	48
COURTYARD GARDENS OF JUPITER		48			48
URGENT CARE & WELLNESS CENTER		15	33	69%	48
ALLIANCE OF PHYSICIANS AGAINST COVID-19		1	47	98%	48
BAY CENTER HURRICANE SHELTER		48			48
OZ		48			48
CAREMED INTERNAL MEDICINE		30	18	38%	48
SOMA MEDICAL CENTER PA #3		10	38	79%	48
GRAND OAKS OF PALM CITY LLC□	1	41	6	13%	48
ORLANDO HEALTH PRIMARY CARE PEDIATRICS		44	4	8%	48
WEISS PEDIATRIC CARE LLC		33	14	30%	47
INTERLAB		1	46	98%	47
SAN CARLOS PHARMACY		39	8	17%	47
LAKE COUNTY SCHOOLS EMPLOYEE HEALTH CENTER		34	13	28%	47
PORT SAINT JOHN FAMILY PRACTICE		31	16	34%	47
NAVARRE GARDENS		41	6	13%	47
FAMILY EXTENDED CARE OF WINTER HAVEN		45	2	4%	47
EP MEDICAL EQUIPMENT PHARMACY		40	7	15%	47
AU MEDICAL CENTER, INC	1	41	5	11%	47
WINTER GARDEN REHAB AND NURSING CENTER		43	4	9%	47
GRAND VILLA OF ENGLEWOOD		42	5	11%	47
POINTE AT NEW PORT PLACE,THE		47			47
MOBILE DOC FL, LLC		29	18	38%	47
MINUTECLINIC DIAGNOSTIC OF LOUISIANA,		44	3	6%	47
VENICE URGENT CARE – GULF COAST		1	46	98%	47
COMPLETE HOME CARE OF THE PALM BEACHES LLC		43	4	9%	47
EAST MANATEE FAMILY	1	1	44	96%	46
MINUTECLINIC DIAGNOSTIC OF LOUISIANA		43	3	7%	46
UNION MEDICAL CARE		46			46
ADVENT HEALTH MEDICAL GROUP OB GYN AT		40	6	13%	46
ADULT MEDICINE OF LAKE COUNTY INC			46	100%	46
THORNBURG PEDIATRICS		42	4	9%	46

COVID-19: testing by laboratory

Data through May 10, 2021 verified as of May 11, 2021 at 09:25 AM

Data in this report are provisional and subject to change.

The numbers in the table below represent the number of Florida and non-Florida residents for whom test results were received by the Department of Health. A person can be tested by more than one laboratory and can have both positive and negative results. **Therefore, the sum of the numbers in each column will be larger than the total number of people tested.**

Reporting lab	Inconclusive	Negative	Positive	Percent positive	Total
H LEE MOFFITT CANCER CENTER MICRO		46			46
LUTHERAN HAVEN EXTENDED CONGREGATE CAR		46			46
KAPG ST AUGUSTINE SENIOR HOUSING OPCO LLC		37	9	20%	46
MID-FLORIDA PATHOLOGY, LLC		35	11	24%	46
CAREHERE LAKE SCHOOLS EMPLOYEE HEALTH CENTER		32	14	30%	46
PREMIER PLACE HEALTHCARE AT THE GLENVIEW		46			46
WALGREENS 3145		43	3	7%	46
WG EVERGREEN WOODS SH LLC		46			46
UNIVERSITY BEHAVIORAL CENTER		46			46
FLORIDA DEPARMENT OF HEALTH CLAY COUNTY		32	14	30%	46
NORTH FLORIDA / SOUTH GEORGIA VETERANS HEALTH SYSTEM		1	45	98%	46
HARTFORD HEALTH SERVICES LLC		46			46
EMORY UNIVERSITY HOSPITAL		38	8	17%	46
TRICORE REF LABS - UNIV OF NM		46			46
COLLIER BLVD HMA PHYSICIAN MANAGEMENT LLC		46			46
TRIPLE O MEDICAL SERVCS INC		41	4	9%	45
NEOGENOMICS LABORATORIES INC		45			45
NEXT MOLECULAR ANALYTICS		14	31	69%	45
STUART URGENT CARE			45	100%	45
UNION MEDICAL CARE PLLC		44	1	2%	45
REDI-MED WALK-IN FAMILY CARE			45	100%	45
COLLIER URGENT CARE CENTERS		44	1	2%	45
BD MEDICAL SYSTEMS		43	2	4%	45
AVALON PARK RETIREMENT RESIDENCE		43	2	4%	45
ENCOMPASS HEALTH REHABILITATION HOSPITAL OF MIAMI		44	1	2%	45
VOLUSIA COUNTY BRANCH JAIL		1	44	98%	45
LARA HEALTH AND WELLNESS CENTER LLC		45			45
SOUTHPORT SQUARE HARBOUR HEALTH		45			45
BENTON HOUSE OF ST. JOHNS		43	2	4%	45
IMA MEDICAL GROUP POINCIANA		18	27	60%	45
CRESTVIEW IMMEDIATE CARE LL		21	24	53%	45
PLAINVIEW URGENT CARE		42	3	7%	45
BRP SH OPCO LLC		45			45
Heartland Health Care Center North Sarasota		31	14	31%	45
RADIOLOGY ASSOCIATES OF VENICE AND ENGLEWOOD		42	2	5%	44
ASHTON PLACE	3	37	4	9%	44
INNOVATIVE GX LABORATORIES		37	7	16%	44
LPG CONVENIENT CARE AT METRO		40	4	9%	44
BRONX LEBANON HOSPITAL-MEDICAL CENTER		40	4	9%	44
LOURDES HOSPITAL INC		42	2	5%	44
JACKSONVILLE PEDIATRICS		29	15	34%	44
PEDIATRICS OF CENTRAL FLORIDA – SAINT CLOUD	2	40	2	5%	44
MEDEXPRESS URGENT CARE WEST TAMPA			44	100%	44
FLORIDA HOSPITAL		28	16	36%	44
PASSPORT HEALTH ORLANDO		44			44
KISSIMMEE VA OUTPATIENT CLINIC		41	3	7%	44
University Hospital		37	7	16%	44

COVID-19: testing by laboratory

Data through May 10, 2021 verified as of May 11, 2021 at 09:25 AM

Data in this report are provisional and subject to change.

The numbers in the table below represent the number of Florida and non-Florida residents for whom test results were received by the Department of Health. A person can be tested by more than one laboratory and can have both positive and negative results. **Therefore, the sum of the numbers in each column will be larger than the total number of people tested.**

Reporting lab	Inconclusive	Negative	Positive	Percent positive	Total
THE MERIDIAN AT BOCA RATON	1	43			44
NEWPATH DIAGNOSTICS		36	8	18%	44
HUNT CLUB MEDICAL		15	29	66%	44
BENTON HOUSE OF CLERMONT		44			44
MAKO MEDICAL		21	23	52%	44
BIOFIRE		11	33	75%	44
PRINCETON VILLAGE☐		40	4	9%	44
JACK BANDEL MD PA		43	1	2%	44
RIVERHEAD URGENT CARE		43	1	2%	44
Gulf Shore Care Center		39	5	11%	44
KINDRED HOSPITAL OCALA		40	4	9%	44
ST LUCIE COUNTY JAIL		29	15	34%	44
University Hills health and Rehabilitation		33	10	23%	43
D W MCMILLAN MEMORIAL HOSPITAL		32	11	26%	43
A AND R RESEARCH GROUP LLC		38	5	12%	43
FIRST CHOICE URGENT CARE		12	31	72%	43
WHITE-WILSON MEDICAL CENTER		32	11	26%	43
Grand Villa of Deerfield Beach		39	4	9%	43
PINELLAS INTERNAL MEDICINE ASSOCIATES	1	39	3	7%	43
LAKE MARY KIDS CENTRA CARE		33	10	23%	43
SOUTHEAST GEORGIA HEALTH SYSTEM, INC		38	5	12%	43
BAYCARE MEDICAL GROUP INC		3	40	93%	43
ORLANDO ORTHOPAEDIC OUTPATIENT SURGERY CENTER		37	6	14%	43
DUVAL PHARMACY		32	11	26%	43
ADVENTHEALTH MEDICAL GROUP PULMONOLOGY		37	6	14%	43
BRANCH MEDICAL CLINIC			43	100%	43
WOLFF CTR FOR CHILD & ADOLESCENT HEALTH PLLC,THE		26	17	40%	43
COMMUNITY MEDICAL CARE CENTER INC			43	100%	43
WALK IN MEDICAL URGENT CARE		43			43
EASTERN SHORE URGENT CARE		32	11	26%	43
EC OPCO TIMBERLIN PARC LLC		43			43
ENCORE AT BOCA RATON, THE			42	100%	42
STAT ONE URGENT CARE CENTER		2	40	95%	42
LPG PRIMARY CARE AT CAPE CORAL PARKWAY		35	7	17%	42
CLINICAL LABORATORY		42			42
Atlantic Shore Nursing and Rehab		42			42
ACCESS 365 URGENT CARE		15	27	64%	42
STETSON UNIVERSITY STUDENT HEALTH CENTER		3	39	93%	42
LEE COMMUNITY HEALTHCARE INC CAPE CORAL		39	3	7%	42
MAIMONIDES-SHALOM ACADEMY, INC		41	1	2%	42
A & R RESEARCH GROUP		35	7	17%	42
CITRUS COUNTY HEALTH DEPARTMENT		36	6	14%	42
PACIFICA SENIOR LIVING OCALA		37	5	12%	42
ATRIA WILLOW WOOD		40	2	5%	42
CARILLON SPORTS AND FAMILY MEDICINE		32	10	24%	42
WELLMED AT PLANT CITY		23	19	45%	42
MARQUESA MEDICAL		38	4	10%	42

COVID-19: testing by laboratory

Data through May 10, 2021 verified as of May 11, 2021 at 09:25 AM

Data in this report are provisional and subject to change.

The numbers in the table below represent the number of Florida and non-Florida residents for whom test results were received by the Department of Health. A person can be tested by more than one laboratory and can have both positive and negative results. **Therefore, the sum of the numbers in each column will be larger than the total number of people tested.**

Reporting lab	Inconclusive	Negative	Positive	Percent positive	Total
LONGLEAF DIAGNOSTIC LABORATORIES		13	29	69%	42
CITRUS CARE CLINIC			42	100%	42
LABORATORY MEDICINE CONSULTANTS-LMC PA		39	3	7%	42
NORTHWELL HEALTH PLAINVIEW HOSPITAL LABORATORY		33	9	21%	42
KIVA AT CANTERBURY		25	17	40%	42
UNIVERSITY MEDICAL CTR OF PRINCETON AT		40	2	5%	42
CROSSROADS URGENT CARE		26	15	37%	41
DCH REGIONAL MEDICAL CENTER LABORATORY		39	2	5%	41
ADVENTHEALTH MEDICAL GROUP FAMILY MEDICINE AT RDV		41			41
PEDIATRICS OF CENTRAL FLORIDA KISSI		33	8	20%	41
BULLS HEAD URGENT CARE		39	2	5%	41
FLORIDA HOSPITAL NEW SMYRNA		4	37	90%	41
ADVENT HEALTH CENTRA CARE - LAKELAND		30	11	27%	41
UNIVERSITY OF ALABAMA		38	3	7%	41
MINUTECLINIC, LLC, DBA MINUTECLINIC #5		37	4	10%	41
PURE PHARMACY		39	2	5%	41
MEDEX MEDICAL EXPRESS OF PALATKA LLC			41	100%	41
SOUTHCOR LABORATORY		7	34	83%	41
TAMPA URGENT CARE			41	100%	41
CAPITAL REGIONAL MEDICAL CENTER		2	39	95%	41
BOND CLINIC, PA		11	30	73%	41
BELVEDERE COMMONS OF SUN CITY CENTER		41			41
NIGHT LITE PEDIATRIC CENTER		10	31	76%	41
CLINICAL PATHOLOGY LABORATORIES, INC		40			40
ANDALUSIA HEALTH		23	17	43%	40
CITY OF NAPLES FIRE RESCUE		35	5	13%	40
Grand Villa of Dunedin		34	6	15%	40
MEDEMERGE		38	2	5%	40
PEDIATRICS IN BREVARD-COCOA BEACH		35	5	13%	40
THE LODGE AND REHABILITATION CENTER		24	16	40%	40
STATCARE URGENT AND WALK-IN MEDICAL CA		37	3	8%	40
LEE PHYSICIAN GROUP		35	5	13%	40
PRIDE DIAGNOSTICS		24	16	40%	40
HOUSE CALLS PROFESSIONAL LLC		36	4	10%	40
VETERANS AFFAIRS MEDICAL CENTER - NEW YORK HARBOR		38	2	5%	40
FAMILY CARE PARTNERS URGENT CARE LLC		32	8	20%	40
GEORGIA HEART CENTER (MSC 53), NAVICEN		38	2	5%	40
M&V SAN JOSE MEDICAL CENTER			40	100%	40
FAMILY AND INTERNAL MEDICINE AT AVALON PARK		36	4	10%	40
GENEXPERT			40	100%	40
BAYSHORE PATHOLOGY CONSULTANTS PA		37	2	5%	39
MINUTECLINIC DIAGNOSTIC OF RHODE ISLAND, LLC #1544		38	1	3%	39
GUYAN VALLEY WELLNESS CENTER		32	7	18%	39
WALGREENS COVID-19		27	12	31%	39
MINUTE CLINIC DIAGNOSTIC OF VIRGINIA		32	7	18%	39
WG BAYPOINT VILLAGE SH LLC		38	1	3%	39
CENTERPLACE HEALTH		16	23	59%	39

COVID-19: testing by laboratory

Data through May 10, 2021 verified as of May 11, 2021 at 09:25 AM

Data in this report are provisional and subject to change.

The numbers in the table below represent the number of Florida and non-Florida residents for whom test results were received by the Department of Health. A person can be tested by more than one laboratory and can have both positive and negative results. **Therefore, the sum of the numbers in each column will be larger than the total number of people tested.**

Reporting lab	Inconclusive	Negative	Positive	Percent positive	Total
GRAND LIVING AT LAKEWOOD RANCH		38	1	3%	39
ACTIVE SENIOR LIVING		37	2	5%	39
LPG PRIMARY CARE AT BONITA BAY LIFESTYLE CENTER		34	5	13%	39
STEWARD MEDICAL GROUP, INC		21	18	46%	39
MINUTE CLINIC DIAGNOSTIC OF NEW JERSEY		38	1	3%	39
CLINICAL RESEARCH SEQUENCING PLATFORM		8	31	79%	39
TAYLORVILLE FAMILY MEDICINE		32	7	18%	39
WASHINGTON COUNTY HEALTH DEPARTMENT		26	13	33%	39
JUNIPER VILLAGE AT CAPE CORAL		34	5	13%	39
MED & CO INVESTMENT LLC		36	3	8%	39
MINUTE CLINIC LLC #2216		36	3	8%	39
ISLAMORADA VILLAGE OF ISLANDS FIRE RESCUE		36	3	8%	39
PALM POINT BEHAVIORAL HEALTH		39			39
BAYSIDE LABORATORIES INC		39			39
BROOKDALE BRANDON	1	38			39
CEDAR CREEK AT KINGS BAY INC		39			39
CORRECTIONAL MEDICAL GROUP		27	12	31%	39
BAY COUNTY JAIL ANNEX		34	5	13%	39
METROPOLITAN CHARITIES INC		36	3	8%	39
MARYLAND DEPARTMENT OF HEALTH			39	100%	39
WEINBERG VILLAGE		38	1	3%	39
PECONIC BAY MEDICAL CENTER LABORATORY		29	9	24%	38
HOMEWOOD RESIDENCE AT FREEDOM PLAZA		37	1	3%	38
CCRC @ SUNFLOWER LLC		35	3	8%	38
LPG PRIMARY CARE AT MATTHEW DRIVE		32	6	16%	38
INNOVATION CLINICAL TRIALS, INC			38	100%	38
ARTHREX MEDICAL CENTER EAST		25	13	34%	38
WARDE MEDICAL LABORATORY		29	9	24%	38
Life Care Center of Citrus County		37	1	3%	38
UNDERGROUND FREE CLINIC		37	1	3%	38
ALPHA PHARMACY		35	3	8%	38
FLORIDA ENDOSCOPY & SURGERY CTR LLC		38			38
ATRIA SAN PABLO		36	2	5%	38
AUTUMN OF SARASOTA		12	26	68%	38
CONNECTICUT DEPARTMENT OF HEALTH		22	16	42%	38
CERON PEDIATRICS & INTEGRATIVE MEDICIN		38			38
ROCKLAND URGENT CARE FAMILY HEALTH NP		36	2	5%	38
HARMONY HEALTH OPCO, LLC		17	21	55%	38
ST AUGUSTINE PEDIATRIC ASSOC		33	5	13%	38
MOLECULAR DIAGNOSTICS		5	33	87%	38
CLEARWATER EMPLOYEE HEALTH CLINIC		19	19	50%	38
MINUTECLINIC DIAGNOSTIC OF MICHIGAN		35	3	8%	38
FORT CAROLINE GARDENS, INC		34	3	8%	37
CENTRAL FLORIDA HEALTH CARE INC WAUCHULA SITE 2		29	8	22%	37
THE COLLIER AT NAPLES		36	1	3%	37
HOLZER HEALTH CENTER		5	32	86%	37
ST. MARYS MEDICAL CENTER		1	36	97%	37

COVID-19: testing by laboratory

Data through May 10, 2021 verified as of May 11, 2021 at 09:25 AM

Data in this report are provisional and subject to change.

The numbers in the table below represent the number of Florida and non-Florida residents for whom test results were received by the Department of Health. A person can be tested by more than one laboratory and can have both positive and negative results. **Therefore, the sum of the numbers in each column will be larger than the total number of people tested.**

Reporting lab	Inconclusive	Negative	Positive	Percent positive	Total
UNIPATH		24	13	35%	37
FLORIDA MEDICAL CL ODOM TPA		22	15	41%	37
COLLIER HMA PHYSICIAN MANAGEMENT LLC		27	10	27%	37
PATHGROUP		9	28	76%	37
ONE MILO		37			37
GMR EVENT SERVICES LLC DBA CROWDRX		37			37
CARE HERE		12	25	68%	37
FAMILY EXTENDED CARE OF SEBRING INC		35	2	5%	37
PATHOGENIUS LABORATORIES		30	7	19%	37
MINUTE CLINIC DIAGNOSTIC OF SC, LLC #75		35	2	5%	37
PONCE THERAPY CARE CENTER		34	3	8%	37
ACCURATE DIAGNOSTIC LAB		35	2	5%	37
TRADITIONAL HOME CARE INC		35	2	5%	37
ALAN A SMITH MD LLC		34	3	8%	37
HR SARASOTA OPERATOR LLC		25	12	32%	37
HOLLISMED LLC		35	2	5%	37
ASSISTED LIVING OF BROWARD		37			37
PULSE & REMEDY LLC		22	15	41%	37
MINUTE CLINIC, LLC DBA MINUTECLINIC #4505		33	3	8%	36
VIKOR SCIENTITIC		5	31	86%	36
FLORIDA PEDIATRIC GROUP PA		28	8	22%	36
MEDCOMP SCIENCES			36	100%	36
PHYSICIAN ASSOCIATES LLC		26	10	28%	36
Kensington Gardens		36			36
FLORIDA PRESBYTERIAN HOMES INC		34	2	6%	36
DAYTONA BEACH OPC		32	4	11%	36
EASYCARE WALK-IN CLINIC	1	14	21	58%	36
STATCARE URGENT & WALK IN MEDICAL CARE		32	4	11%	36
PARKSIDE HEALTH AND REHABILITATION CENTER			36	100%	36
BVL/LITTLE ANGEL PEDIATRICS		36			36
ALABAMA CLINICS		20	16	44%	36
JACKSON HEALTH SYSTEM		2	34	94%	36
JUPITER MEDICAL CENTER PHYSICIANS GROUP, INC		32	4	11%	36
NCHD		22	14	39%	36
HARBORCHASE OF WELLINGTON CROSSING		34	2	6%	36
REVA INC		32	4	11%	36
VILLA COURT LLC		36			36
MAINSTREET FAMILY URGENT CARE		1	35	97%	36
GRACE COMMUNITY PHARMACY		3	33	92%	36
CVS NC7047POCT DURHAM		36			36
HUNTINGTON STATION URGENT CARE		34	1	3%	35
SOUTHEASTERN OUTPATIENT SURGERY CENTER		32	3	9%	35
MIDDLETOWN MEDICAL P C		25	10	29%	35
MEDPEDS ASSOCIATES OF SARASOTA PA		32	3	9%	35
FAST PACE MEDICAL CLINIC		30	5	14%	35
LABORATORY ALLIANCE OF CENTRAL NEW YORK		33	2	6%	35
WUESTHOFF MEMORIAL HOSPITAL			35	100%	35

COVID-19: testing by laboratory

Data through May 10, 2021 verified as of May 11, 2021 at 09:25 AM

Data in this report are provisional and subject to change.

The numbers in the table below represent the number of Florida and non-Florida residents for whom test results were received by the Department of Health. A person can be tested by more than one laboratory and can have both positive and negative results. **Therefore, the sum of the numbers in each column will be larger than the total number of people tested.**

Reporting lab	Inconclusive	Negative	Positive	Percent positive	Total
BUREAU OF PUBLIC HEALTH	1	14	20	57%	35
NORTH PINELLAS CHILDRENS MEDICAL CENTER			35	100%	35
FHMG-FLORIDA HOSPITAL MEDICAL GROUP		25	10	29%	35
REDI-MED WALK IN FAMILY CLINIC			35	100%	35
TUSCAN GARDENS OF DELRAY BEACH MANAGEMENT COMPANY,		34	1	3%	35
LAKELAND NURSING AND REHABILITATION CENTER			35	100%	35
BOCA TOXICOLOGY LLC		33	2	6%	35
CHILDREN'S MEDICAL CENTER		1	34	97%	35
ROSWELL PAIN SPECIALISTS	1	33	1	3%	35
P23 LABS		35			35
POARCH BANC CREEK INDIANS TRIBAL HEALTH DEPARTMENT			35	100%	35
PHOSPHORUS DIAGNOSTICS		27	8	23%	35
IRL		4	31	89%	35
ISLAND LAKE CENTER		14	21	60%	35
SANITAS		4	31	89%	35
METRO KNOXVILLE HMA		25	10	29%	35
ADVENT HEALTH - FISH MEMORIAL		2	33	94%	35
NEUROINTERNATIONAL SARASOTA		32	3	9%	35
CANCER RESEARCH LAB, BOB JONES UNIVERSITY		30	5	14%	35
JAMAICA HOSPITAL MEDICAL CENTER		31	4	11%	35
GRAND VILLA OF BOYNTON BEACH		34	1	3%	35
BAYCARE HEALTH SYSTEMS, LLC			35	100%	35
MINUTECLINIC DIAGNOSTIC OF ILLINOIS L		28	6	18%	34
MARTHA'S HOUSE & ASSISTED LIVING FACILITY		34			34
GUIDEWELL EMERGENCY MEDICINE DOCTORS LLC #33		21	13	38%	34
AYERS NURSING AND REHABILITATION CENTER		34			34
CVS NC3516POCT WINSTON SALEM		30	4	12%	34
PARAMOUNT WALK-IN CLINIC		1	33	97%	34
GRAND VILLA OF DELRAY EAST		34			34
THE SPRINGS OF PARC HILL		33	1	3%	34
COLORADO DEPARTMENT OF PUBLIC HEALTH AND ENVIRONMENT			34	100%	34
SARNO FAMILY PRACTICE		21	13	38%	34
MORTON PLANT HOSPITAL - ADLER INSTITUTE OF LAB MEDICINE		2	32	94%	34
SOUTHWEST LABS		34			34
HARBOUR ISLAND PEDIATRICS		24	10	29%	34
FLORIDA DEPARTMENT OF HEALTH IN MONROE COUNTY		27	7	21%	34
LONG BEACH URGENT CARE		34			34
CARLOS F FUSTER MD PA		32	2	6%	34
RASHDA ALBIBI M.D. P.A.		31	3	9%	34
MIGUEL E TREVINO MD PA		30	4	12%	34
CIGNA PBSO WEST PALM		3	31	91%	34
AMMON ANALYTICAL LABORATORIES		30	4	12%	34
LONG TERM CARE OF GULF BREEZE LLC		30	4	12%	34
WALGREENS_COCONUT CREEK		27	7	21%	34
West Gate Village, LLC		33			33
NIGHT LITE PEDIATRICS URGENT CARE CENTER			33	100%	33
OPIS COQUINA CENTER		32	1	3%	33

COVID-19: testing by laboratory

Data through May 10, 2021 verified as of May 11, 2021 at 09:25 AM

Data in this report are provisional and subject to change.

The numbers in the table below represent the number of Florida and non-Florida residents for whom test results were received by the Department of Health. A person can be tested by more than one laboratory and can have both positive and negative results. **Therefore, the sum of the numbers in each column will be larger than the total number of people tested.**

Reporting lab	Inconclusive	Negative	Positive	Percent positive	Total
CARDIOLOGY AND MEDICINE ASSOCIATES INC		32	1	3%	33
AMBRY GENETICS CORPORATION	23	10			33
AHSE ROP		32	1	3%	33
VETERANS HOME		1	32	97%	33
EVERLYWELL		19	14	42%	33
CORAL HOUSE ASSISTED LIVING COMMUNITY LLC		33			33
SELECT PHYSICIANS ALLIANCE PL		33			33
STEINHATCHEE DRUGS		27	6	18%	33
BOND CLINIC		3	30	91%	33
VETERAN AFFAIRS MEDICAL CENTER - JAMES J PETERS		30	3	9%	33
NURSES HELPING HANDS INC ALF		33			33
HALIFAX HEALTH URGENT CARE		12	21	64%	33
VENICE REGIONAL BAYFRONT HEALTH			33	100%	33
WESTWOOD NURSING AND REHABILITATION		28	5	15%	33
DIXIE COUNTY HEALTH DEPARTMENT		24	9	27%	33
GREENRIDGE GROUP HOME	3	11	19	58%	33
PASSPORT HEALTH OF TAMPA BAY		29	4	12%	33
STATEN ISLAND UNIVERSITY HOSPITAL-POUCH		32	1	3%	33
RESIDENCE AT BAY VUE		31	2	6%	33
PIEDMONT HOSPITAL CLINICAL LABORATORY		30	3	9%	33
SANFORD MOBILE LAB PGA TOUR		32	1	3%	33
Consulate Health Care of Orange Park		27	6	18%	33
MADISON POINTE CARE CENTER		32			32
WESTPAC LABS INC	1	20	11	34%	32
MARCO ISLAND MEDICAL CENTER		21	11	34%	32
GOOD SAMARITAN HOSPITAL LABORATORY		27	5	16%	32
IPSUM DIAGNOSTICS		3	29	91%	32
MINUTECLINIC DIAGNOSTIC OF PENNSYLVANI		30	2	6%	32
WOMENS CARE FLORIDA LABORATORY		25	7	22%	32
MINUTECLINIC, LLC #4230		28	4	13%	32
COOPER HEALTHCARE		29	3	9%	32
LEE COMMUNITY HEALTHCARE INC NORTH FORT MYERS		32			32
LAKE MARY - STIRLING CENTER SUITE 202			32	100%	32
ADVANCED URGENT CARE		12	20	63%	32
SYNIVERSE WELLNESS CENTER		27	5	16%	32
TREASURE ISLE LLC		32			32
WILLAMETTE VALLEY TOXICOLOGY LLC		30	2	6%	32
MINUTECLINIC DIAGNOSTIC OF TN PC #6435		29	3	9%	32
UNION CHD		29	3	9%	32
ECHELONDX		32			32
JOSEF SCHENKER MD PC		32			32
Wiregrass Rehabilitation Center and Nursing Home		29	3	9%	32
COLORADO DEPARTMENT OF HEALTH LABORATORY SERVICES DIVISION			32	100%	32
ORLANDO ORTHOPAEDIC CENTER		28	4	13%	32
RAYMOND BASRI MD		30	2	6%	32
WESTMINSTER ST AUGUSTINE		32			32
ST VINCENTS AMBULATORY CARE INC DBA		29	3	9%	32

COVID-19: testing by laboratory

Data through May 10, 2021 verified as of May 11, 2021 at 09:25 AM

Data in this report are provisional and subject to change.

The numbers in the table below represent the number of Florida and non-Florida residents for whom test results were received by the Department of Health. A person can be tested by more than one laboratory and can have both positive and negative results. **Therefore, the sum of the numbers in each column will be larger than the total number of people tested.**

Reporting lab	Inconclusive	Negative	Positive	Percent positive	Total
A LILIKO'I PHARMACY LLC		29	3	9%	32
SANFORD PEDIATRIC ASSOCIATES, PA		29	3	9%	32
JOSEF SCHENKER MD PC DBA CENTERS URGENT		30	2	6%	32
BAPTIST PEDIATRICS		27	4	13%	31
PERDIDO URGENT CARE		1	30	97%	31
ORLANDO FAMILY MEDICINE		14	17	55%	31
WALGREENS #04569		29	2	6%	31
MIDNIGHT MEDICINE			31	100%	31
HOLIDAY MEDICAL ASSOCIATES		4	27	87%	31
OAKMONTE VILLAGE		30	1	3%	31
REGENCY PARK ASSISTED LIVING FACILITY		29	2	6%	31
COUNTY OF LOS ANGELES			31	100%	31
HENDRY REGIONAL CORPORATE HEALTH			31	100%	31
COLLIER ANESTHESIA PAIN LLC		31			31
MICHAEL J D'AMBROSE MD PA		29	2	6%	31
PALM BAY FAMILY PRACTICE		13	18	58%	31
VIRTUA		27	4	13%	31
SOMA MEDICAL CENTER # 4		5	26	84%	31
ENT AND ALLERGY ASSOCIATES OF FLORIDA LLC		30	1	3%	31
LabCorp L#09258130 M#09258125		12	19	61%	31
DISCOVERY COMMONS AT BRADENTON		31			31
HEALTH FIRST - VIERA HOSPITAL		1	30	97%	31
PREMIER URGENT CARE CENTER LLC			31	100%	31
MINUTECLINIC DIAGNOSTIC OF RHODE ISLAND, LLC #212		31			31
GARDENS AT TERRACINA HEALTH & REHABILITATION		30	1	3%	31
JOSEPH SCHENKER MD PC DBA CENTERS URGENT		27	4	13%	31
UR CARE FAMILY AND SPORTS MEDICINE			31	100%	31
CHIPOLA MEDICAL ASSOCIATES		11	20	65%	31
MINUTECLINIC DIAGNOSTIC OF TN PC #378		28	3	10%	31
MINUTECLINIC, LLC, DBA MINUTECLINIC #2544		29	2	6%	31
AMERICAN ESOTERIC LABORATORIES		15	16	52%	31
BAPTIST PRIMARY BLACK CREEK SOUTH			31	100%	31
PBSO WEST PALM FAMILY PRACTICE		1	29	97%	30
WEST BROWARD CARE CENTER		24	6	20%	30
WIREGRASS CLINIC LLC		24	6	20%	30
FORT VALLEY STATE UNIVERSITY		29	1	3%	30
MINUTECLINIC DIAGNOSTIC OF TEXAS		26	4	13%	30
Okeechobee Health Care Facility		16	14	47%	30
MINUTE CLINIC DIAGNOSTIC OF TEXAS, LLC		27	3	10%	30
OAK HARBOR ASSISTED LIVING FACILITY		27	3	10%	30
ACCESS HEALTH CARE PHYSICIANS LLC		10	20	67%	30
GASTROENTEROLOGY ASSOCIATES OF PENSACOLA PA		25	5	17%	30
THE TERRACE AT IVY ACRES ALF		11	19	63%	30
CLINCLOUD, LLC			30	100%	30
MED LABS DIAGNOSTICS		11	19	63%	30
HERITAGE WATERSIDE		27	3	10%	30
TALLAHASSEE DEVELOPMENTAL CENTER□		28	2	7%	30

COVID-19: testing by laboratory

Data through May 10, 2021 verified as of May 11, 2021 at 09:25 AM

Data in this report are provisional and subject to change.

The numbers in the table below represent the number of Florida and non-Florida residents for whom test results were received by the Department of Health. A person can be tested by more than one laboratory and can have both positive and negative results. **Therefore, the sum of the numbers in each column will be larger than the total number of people tested.**

Reporting lab	Inconclusive	Negative	Positive	Percent positive	Total
COMMUNITY HEALTH OF SOUTH FLORIDA			30	100%	30
AMEERAH LABS			30	100%	30
CHILDRENS MEDICAL CENTER			30	100%	30
HOPE HEALTHCARE		29	1	3%	30
CVA MINUTE CLINIC DIAGNOSTIC OF VIRGINIA, LLC		29	1	3%	30
P4CLINICAL	3	2	25	83%	30
FIRST PHYSICIANS GROUP - LORRAINE CORNERS		30			30
ENGLEWOOD HOSPITAL AND MEDICAL CENTER		25	5	17%	30
DAVID LAWRENCE CENTER		26	4	13%	30
TOTTENVILLE CIRCLE URGENT CARE		30			30
ROSLYN URGENT CARE		29	1	3%	30
ADVENT HEALTH PRIMARY CARE PLUS, WINTER GARDEN		26	4	13%	30
GERALD J KIVETT MD		27	3	10%	30
GRAND VILLA OF MELBOURNE		28	2	7%	30
RAINBOW PEDIATRICS		1	29	97%	30
NTD EUROFINs ATLANTA		29	1	3%	30
SPRINGWOOD COURT		25	5	17%	30
RELIANCE MEDICAL CENTER		21	9	30%	30
VA MEDICAL CENTER			30	100%	30
ST PETER'S BENDER LABORATORY		29	1	3%	30
BOCA BIOLISTIC REFERENCE LAB			30	100%	30
HOWARD BEACH URGENT CARE		28	2	7%	30
CENTER ONE SURGERY CENTER		24	6	20%	30
MINUTECLINIC, LLC #08366		25	5	17%	30
BOCA SIMON LAB		1	29	97%	30
SUMMERGATE PHARMACY		27	2	7%	29
BIG BEND HOSPICE INC		29			29
MAYO CLINIC JACKSONVILLE		4	25	86%	29
CIMA MEDICAL CENTER		28	1	3%	29
PALM GARDEN OF JACKSONVILLE		27	2	7%	29
BROOKWOOD BAPTIST MEDICAL CENTER		28	1	3%	29
EMORY CRAWFORD LONG HOSPITAL LABORATOR		26	3	10%	29
PRO HEALTH HARMONY		29			29
COMPREHENSIVE CHILDCARE		23	6	21%	29
NORTHEAST GEORGIA MEDICAL CENTER		29			29
CAPE CORAL HOSPITAL ABG LABORATORY		16	13	45%	29
MEDEXPRESS URGENT CARE - BLOOMINGTON		24	5	17%	29
PALMS, THE		29			29
MINIMALLY INVASIVE VASCULAR INC		27	2	7%	29
1 TOUCH TOTALCARE SOLUTIONS		26	3	10%	29
VISTACARE PHARMACY I		24	5	17%	29
BROOKDALE UNIVERSITY HOSPITAL		27	2	7%	29
INTERIM HEALTHCARE OF NORTHWEST FLORIDA INC		27	2	7%	29
TIFFANY LAKE CARE CENTERS INC		28	1	3%	29
PANCARE HEALTH - BONIFAY K-8			29	100%	29
ROBERT H JENKINS JR VETERANS' DOMICILIARY HOME OF		26	3	10%	29
AEGIS MEDICAL GROUP, LLC		27	2	7%	29

COVID-19: testing by laboratory

Data through May 10, 2021 verified as of May 11, 2021 at 09:25 AM

Data in this report are provisional and subject to change.

The numbers in the table below represent the number of Florida and non-Florida residents for whom test results were received by the Department of Health. A person can be tested by more than one laboratory and can have both positive and negative results. **Therefore, the sum of the numbers in each column will be larger than the total number of people tested.**

Reporting lab	Inconclusive	Negative	Positive	Percent positive	Total
STEWARD MELBOURNE HOSPITAL			29	100%	29
RENAISSANCE SENIOR LIVING	1	28			29
PINELLAS 1 HOME HEALTH CARE CORP		28	1	3%	29
UNIVERSITY OF ILLINOIS VETERINARY DIAG	1	27	1	3%	29
ADVANCED HEALTHCARE ASSOCIATES		25	4	14%	29
GRAND VILLA OF SARASOTA		28	1	3%	29
SHORE MEMORIAL HOSPITAL		26	3	10%	29
SUNTREE INTERNAL MEDICINE		29			29
MINUTECLINIC DIAGNOSTIC OF TN, PC 374		24	5	17%	29
GRADY HEALTH SYSTEM		29			29
UCLA HEALTHCARE CLINICAL LABS		23	6	21%	29
MINUTECLINIC LLC #4449		27	2	7%	29
MINUTECLINIC DIAGNOSTIC OF NORTH CAROLINA PC		26	3	10%	29
NEMOURS CHILDRENS CLINIC		22	7	24%	29
CDC		17	12	41%	29
J AND J VISTAKON EMPLOYEE HEALTH CENTER		28	1	3%	29
UNIV OF ROCHESTER-STRONG MEMORIAL HOSP		28	1	3%	29
DUVAL COUNTY HEALTH DEPARTMENT		29			29
DSI MANAGEMENT LLC		29			29
KEY PRIMARY CARE			28	100%	28
CVS NV3210POCT LAS VEGAS		25	3	11%	28
MARION PEDIATRICS PA		21	7	25%	28
CVS NC7588POCT ASHEVILLE		24	4	14%	28
PORT ST LUCIE HOSPITAL		25	3	11%	28
LAKE PLACID HEALTH AND REHABILITATION		1	27	96%	28
EDEN AT CRESTVIEW		12	16	57%	28
KIVA AT CANTERBURY, LLC		28			28
ORANGE PEDIATRICS			28	100%	28
BROWARD HEALTH IMPERIAL POINT NURSING			28	100%	28
BROOKDALE PHILLIPPI CREEK			28	100%	28
JOINT AMBULATORY CARE CENTER		28			28
FAMILY CARE PARTNERS		18	10	36%	28
ASTORIA HEALTH AND REHABILITATION CENTER		27	1	4%	28
VASSAR BROTHERS MEDICAL CENTER LABORATORY		26	2	7%	28
WELLMED AT BRANDON REGIONAL		20	8	29%	28
UTAH DEPARTMENT OF HEALTH			28	100%	28
THE COMMONWEALTH OF MASSACHUSETTS		1	27	96%	28
FIRST CHOICE PEDIATRICS LOOP		25	3	11%	28
ECC PEDIATRICS		28			28
MONTEFIORE NEW ROCHELLE HOSPITAL		25	3	11%	28
ADVENT HEALTH MEDICAL GROUP- FAMILY MEDICINE AT DR. PHILIPS		23	5	18%	28
Cleveland Clinic Laboratories		4	24	86%	28
SUMMIT MEDICAL GROUP - 75 E NORTHFIELD		23	5	18%	28
ADVENT HEALTH MEDICAL GROUP FAMILY AND INTERNAL MEDICINE AT AVALON PAR		25	3	11%	28
URGENT CARE CENTER			28	100%	28
NATIONAL MENTOR HEALTHCARE LLC			28	100%	28
PARK WEST MEDICAL CENTER		27	1	4%	28

COVID-19: testing by laboratory

Data through May 10, 2021 verified as of May 11, 2021 at 09:25 AM

Data in this report are provisional and subject to change.

The numbers in the table below represent the number of Florida and non-Florida residents for whom test results were received by the Department of Health. A person can be tested by more than one laboratory and can have both positive and negative results. **Therefore, the sum of the numbers in each column will be larger than the total number of people tested.**

Reporting lab	Inconclusive	Negative	Positive	Percent positive	Total
ST MARYS MEDICAL CENTER			28	100%	28
FORT SANDERS REGIONAL LABORATORY		27			27
Clearwater Center		13	14	52%	27
NEW YORK METHODIST HOSPITAL		23	4	15%	27
Summit Medical Group Westfield Lab		24	3	11%	27
VICK STREET MANOR		27			27
PHYSICIANS CARE		23	4	15%	27
BOZEMAN HEALTH DEACONESS HOSPITAL		18	9	33%	27
PREMIUM HEALTH CARE			27	100%	27
COASTAL SKIN SURGERY AND DERMATOLOGY		19	8	30%	27
HEALTHPARK MEDICAL CENTER ABG LAB		26	1	4%	27
CANTON-POTSDAM HOSPITAL LABORATORY		26	1	4%	27
PEPIN ACADEMIES-PASCO		26	1	4%	27
EPIC REFERENCE LABS INC			27	100%	27
COASTAL COMPLETE CARE		13	14	52%	27
BROOKDALE SOUTHPOINT			27	100%	27
KIDS CARE PEDIATRICS PA			27	100%	27
LAKELAND HILLS CENTER		19	8	30%	27
BETHESDA HEALTH PHYSICIAN GROUP INC			27	100%	27
CITY OF CLEARWATER EMPLOYEE HEALTH CENTER		16	11	41%	27
MINUTECLINIC DIAGNOSTIC OF TN PC #6363		22	5	19%	27
LOOP PEDIATRICS		22	5	19%	27
SPANISH RIVER HIGH SCHOOL ESE		23	4	15%	27
SUNCOAST LABS			27	100%	27
CARENOW - DOWNTOWN NORTH GULCH		25	2	7%	27
HUNT CLUB PEDIATRIC ASSOCIATES LLC		22	5	19%	27
URGENT FAMILY CARE INC		24	3	11%	27
MINUTECLINIC, LLC, #4160		23	4	15%	27
ATRIA LADY LAKE		27			27
LEXINGTON PLACE SENIOR LIVING COMMUNITY		27			27
OPTIMAL CARE PEDIATRICS		8	19	70%	27
EMORY BENNETT VETERANS NURSING HOME	1	26			27
EXPRESS CARE OF BELLEVIEW		27			27
ADEPT INPATIENT MEDICAL SERVICES PC		26			26
ABL MEDICAL CARE LLC			26	100%	26
JUST FOR KIDS PEDIATRICS		5	21	81%	26
MINUTECLINIC DIAGNOSTIC OF NORTH		22	4	15%	26
TREEHOUSE PEDIATRICS & FAMILY CARE		26			26
ADVENT HEALTH PARTIN SETTLEMENT HEALTH PARK		18	8	31%	26
NEWYORK-PRESBYTERIAN/ LAWRENCE HOSPITAL LABORATORY		23	3	12%	26
DALE MEDICAL CENTER		21	5	19%	26
MEDI PARTNERS OF S FLORIDA LLC		26			26
THE MINIER URGENT CARE		20	6	23%	26
PALM BEACH COUNTY FIRE RESCUE		24	2	8%	26
FLORIDA MEDICAL CLINIC - NEW TAMPA		21	5	19%	26
MD BEAUTY LABS, PA		24	2	8%	26
CENTRAL FLORIDA PEDIATRIC URGENT CARE LLC		22	4	15%	26

COVID-19: testing by laboratory

Data through May 10, 2021 verified as of May 11, 2021 at 09:25 AM

Data in this report are provisional and subject to change.

The numbers in the table below represent the number of Florida and non-Florida residents for whom test results were received by the Department of Health. A person can be tested by more than one laboratory and can have both positive and negative results. **Therefore, the sum of the numbers in each column will be larger than the total number of people tested.**

Reporting lab	Inconclusive	Negative	Positive	Percent positive	Total
WAKULLA COUNTY HEALTH DEPARTMENT		12	14	54%	26
INTERNAL MEDICINE LIPID AND WELNNESS PRACTICE		11	15	58%	26
EAST HILL MEDICAL GROUP		17	9	35%	26
ADIRONDACK MEDICAL CENTER		26			26
PALMETTO PEDIATRICS			26	100%	26
INNOVATIVE RESEARCH OF WEST FLORIDA		23	3	12%	26
ADVENTHEALTH MEDICAL GROUP PEDIATRIC & ADOLESCENT		25	1	4%	26
MAGNOLIA PEDIATRICS		4	22	85%	26
PULMONARY SPECIALISTS OF THE PALM BEACHES		16	10	38%	26
DARDEN WELLNESS CENTER		23	3	12%	26
MINUTECLINIC DIAGNOSTIC OF TN PC #320		18	8	31%	26
USCG AIR STATION CLEARWATER CLINIC		25	1	4%	26
EXPRESS FAMILY CARE LLC		11	15	58%	26
RJ LEE GROUP	1	23	2	8%	26
DELRAY BEACH FACIAL PLASTIC SURGERY		26			26
LAKES DIALYSIS CENTER INC			26	100%	26
LOT HEALTH SERVICES☐	1	25			26
MONCRIEF ARMY HEALTH CLINIC			26	100%	26
OAKTREE HEALTHCARE			26	100%	26
ARCPPOINT LABS OF FORT LAUDERDALE		25	1	4%	26
South Heritage Health and Rehab		25			25
FEDERAL PRISON CAMP PENSACOLA			25	100%	25
PHYSICIANS STAT		3	22	88%	25
JUPITER MEDICAL CENTER		1	24	96%	25
ADVENT HEALTH EXPRESS		9	16	64%	25
WESTPAC LABS		1	24	96%	25
MADWAR		19	6	24%	25
OLIVE BRANCH HEALTH AND REHABILITATION CENTER			25	100%	25
TOTAL ACCESS URGENT CARE		1	24	96%	25
ADVENT HEALTH - LAKE MARY PEDIATRICS		16	9	36%	25
THE WATERMARK AT VISTAWILLA		25			25
SENIOR LIVING IV SUN CITY LLC		18	7	28%	25
SUNQUEST		3	22	88%	25
ROSS MEDICAL GROUP			25	100%	25
MINUTE-CLINIC DIAGNOSTIC OF VIRGINIA		21	4	16%	25
FINLAY C. LABORATORY		4	21	84%	25
LAKE HOWARD HEIGHTS	1	21	3	12%	25
CVS MINUTE CLINIC DIAGNOSTIC OF TN #6044		22	3	12%	25
CHARLOTTE CHD PORT CHARLOTTE		21	4	16%	25
SOUTH FLORIDA DIALYSIS CENTER		8	17	68%	25
BAYFRONT HMA CONVENIENT CARE, LLC		2	23	92%	25
ENCOMPASS HOME HEALTH OF THE SOUTHEAST LLC		23	2	8%	25
VILLAGES REHABILITATION AND NURSING CENTER		24	1	4%	25
ASURANCE SCIENTIFIC LABORATORIES		24	1	4%	25
STATE LAB		3	22	88%	25
STEWART MEDICAL GROUP INC			25	100%	25
GREEN GABLES ASSISTED LIVING FACILITY		25			25

COVID-19: testing by laboratory

Data through May 10, 2021 verified as of May 11, 2021 at 09:25 AM

Data in this report are provisional and subject to change.

The numbers in the table below represent the number of Florida and non-Florida residents for whom test results were received by the Department of Health. A person can be tested by more than one laboratory and can have both positive and negative results. **Therefore, the sum of the numbers in each column will be larger than the total number of people tested.**

Reporting lab	Inconclusive	Negative	Positive	Percent positive	Total
DOC PAM PA		24	1	4%	25
UNIV OF NORTH ALABAMA HEALTH CENTER		22	3	12%	25
URGENT CARE USA			25	100%	25
ST VINCENT'S EAST		23	2	8%	25
MORTON PLANT NORTH BAY HOSPITAL			25	100%	25
ST. CLOUD HOSPITAL		20	5	20%	25
TREASURE COAST URGENT CARE			25	100%	25
SONATA BOYNTON BEACH		21	3	13%	24
FORT PIERCE FAMILY CARE INC		18	6	25%	24
AVENTIS BIO-SERVICES CTL		24			24
ORANGE REGIONAL MEDICAL CENTER LABORATORY		19	5	21%	24
LIFELINK TISSUE BANK D/B/A LIFELINK TISSUE BANK		20	4	17%	24
MAITLAND PRIMARY CARE		9	15	63%	24
ATRIA AT ST JOSEPHS		24			24
MID FLORIDA PATHOLOGY LLC		23	1	4%	24
LABORATORY DYNAMICS		20	4	17%	24
CSH LAKE ORIENTA LP		24			24
COVANCE CENTRAL LABORATORY		11	13	54%	24
TARPON BAYOU CENTER			24	100%	24
ADVANCED URGENT CARE CENTER		7	17	71%	24
HENNEPIN COUNTY MEDICAL CENTER (HCMC)		13	11	46%	24
MEDEXPRESS URGENT CARE - SEMINOLE SQUA		22	2	8%	24
SENIOR HEALTH OF WINTER PARK DUNDEE		24			24
ALAN SERURE MD		24			24
PACIFICA SENIOR LIVING FORT MYERS		15	9	38%	24
PHYSICIANS PRIMARY CARE OF SW FLORIDA PL		24			24
MINUTECLINIC MINUTECLINIC #8746		23	1	4%	24
Wesley Place on Honeysuckle		22	2	8%	24
LAKE NONA MEDICAL SERVICES		16	8	33%	24
FLORENCE J HUNT STUDENT WELLNESS CENTER - HEALTH SERVICES (ABBOTT)		24			24
MINUTECLINIC DIAGNOSTIC OF SC, LLC #2		20	4	17%	24
MADISON COUNTY MEMORIAL HOSP		12	12	50%	24
GLEN COVE HOSPITAL		24			24
CL BRUMBACK PRIMARY CARE CLINIC LANTANA		2	22	92%	24
ROWLETT MIDDLE ACADEMY		22	2	8%	24
ST ELIZABETH MEDICAL CENTER LABORATORY		21	3	13%	24
MED PLUS FLORENCE		20	4	17%	24
PRIME CARE ONE LLC/HARBORCHASE OF VENICE			24	100%	24
WALGREENS #04618		21	3	13%	24
GILCHRIST COUNTY JAIL		22	2	8%	24
NOVANT HEALTH		18	6	25%	24
EDWARD S BENNETT MD PLLC		24			24
CareATC - 15th Street Clinic			24	100%	24
COURTYARDS OF ORLANDO		24			24
DOCTORS MEDICAL CENTER OF WALTON COUNTY CLINIC			24	100%	24
UAH STUDENT HEALTH CENTER		17	7	29%	24
LAKEWOOD RANCH MEDICAL CENTER CLINICAL LAB			24	100%	24

COVID-19: testing by laboratory

Data through May 10, 2021 verified as of May 11, 2021 at 09:25 AM

Data in this report are provisional and subject to change.

The numbers in the table below represent the number of Florida and non-Florida residents for whom test results were received by the Department of Health. A person can be tested by more than one laboratory and can have both positive and negative results. **Therefore, the sum of the numbers in each column will be larger than the total number of people tested.**

Reporting lab	Inconclusive	Negative	Positive	Percent positive	Total
PALM BEACH GARDENS MEDICAL CENTER			24	100%	24
SOUTH NASSAU COMMUNITIES HOSPITAL		20	4	17%	24
SARASOTA MEMORIAL NURSING & REHABILITATION CTR		24			24
PALMS MEDICAL GROUP - LAKE CITY WEST		3	21	88%	24
INTERVENTIONAL REHABILITATION OF SOUTH FLORIDA		16	8	33%	24
WELLNOW URGENT CARE		23	1	4%	24
HEALTH MED CENTERS		24			24
WESTMINSTER WOODS ON JULINGTON CREEK		22	2	8%	24
Sovereign Laboratory Services, LLC		21	3	13%	24
THE CHAPPEL GROUP RESEARCH		24			24
RAINBOW PEDIATRIC CENTER		2	22	92%	24
HERITAGE OAKS ASSISTED LIVING & MEMORY CARE		20	4	17%	24
TIMBERLANE LODGE ALF	1	16	7	29%	24
CVS MINUTE CLINIC DIAGNOSTIC OF TEXAS LLC		19	4	17%	23
CORE LABORATORY		1	22	96%	23
PRIMECARE AT PORT ORANGE		4	19	83%	23
COMMONWEALTH OF MASSACHUSETTS			23	100%	23
OHSU MOLECULAR MICROBIOLOGY LAB		22	1	4%	23
CONNECTDX		8	15	65%	23
FAST PACE MEDICAL CLINIC PLLC		21	2	9%	23
APOLLO SURGERY CENTER		21	2	9%	23
49D2045214PHYSICIAN OFFICE WAIVER MEDEXPRESS URGENT CARE - HARRISONBU		14	9	39%	23
UF HEALTH NORTH JACKSONVILLE			23	100%	23
ESOTERIX GENETIC LABORATORIES		17	6	26%	23
TRINITY MEDICAL ASSOCIATES LLC			23	100%	23
COASTAL FAMILY PRACTICE		15	8	35%	23
BAYFRONT FAMILY HEALTH CENTER		3	20	87%	23
NEW YORK PRESBYTERIAN - ALLEN HOSPITAL		23			23
TREEHOUSE PEDIATRICS		19	4	17%	23
ISLAND COAST PEDIATRICS PA		22	1	4%	23
WELLMED AT LAKE COPELAND		17	6	26%	23
LAKEVIEW HEALTH CARE SYSTEMS		9	14	61%	23
ERIC C MARSHAL MD, PC DBA MINUTECLINIC		22	1	4%	23
REGENEXX TAMPA BAY		20	3	13%	23
PULSE MEDICAL GROUP INC			23	100%	23
ROBINSON FAMILY CLINIC PA		13	10	43%	23
FLUSHING HOSPITAL MEDICAL CENTER		19	4	17%	23
UNIVERSITY HILLS HEALTH AND REHABILITATION CENTER		18	5	22%	23
ADVENTHEALTH MEDICAL GROUP PEDIATRICS AT		5	18	78%	23
BAYCARE MEDICAL GROUP INC			23	100%	23
OMEGA LABORATORIES		19	4	17%	23
MIAMI BEACH MEDICAL GROUP			23	100%	23
NOBLE SENIOR LIVING		3	20	87%	23
NEW JERSEY		22	1	4%	23
EGL GENETIC DIAGNOSTICS		1	22	96%	23
Z UROLOGY		22	1	4%	23
WOODHOUSE INC		17	6	26%	23

COVID-19: testing by laboratory

Data through May 10, 2021 verified as of May 11, 2021 at 09:25 AM

Data in this report are provisional and subject to change.

The numbers in the table below represent the number of Florida and non-Florida residents for whom test results were received by the Department of Health. A person can be tested by more than one laboratory and can have both positive and negative results. **Therefore, the sum of the numbers in each column will be larger than the total number of people tested.**

Reporting lab	Inconclusive	Negative	Positive	Percent positive	Total
MARQUES PEDIATRICS			23	100%	23
CITY OF SANFORD EMPLOYEE HEALTH AND		22	1	4%	23
NORTHWEST FLORIDA COMMUNITY HOSPITAL 3RD FLOOR		21	2	9%	23
ORANGE PARK PEDIATRIC ASSOCIATES		10	13	57%	23
CARESPOT		2	21	91%	23
MINUTE CLINIC DIAGNOSTIC OF TN PC #64		20	3	13%	23
BARTON FAMILY PRACTICE		12	11	48%	23
WUESTHOFF MEDICAL CENTER-MELBOURNE			23	100%	23
GAMMA DIAGNOSTIC LAB LLC			23	100%	23
THE VILLAGES HEALTH		12	10	45%	22
MINUTECLINIC, LLC #4507		20	2	9%	22
BROOKDALE WEST BOYNTON BEACH		22			22
MEDI STATION			22	100%	22
NAVAL MEDICAL CENTER SAN DIEGO	1		21	95%	22
MORRIS PARK URGENT CARE		19	3	14%	22
MINUTECLINIC DIAGNOSTIC OF RHODE ISLAND, LLC #590		21	1	5%	22
ROCKLEDEGE REGIONAL MEDICAL CENTER		17	5	23%	22
THRIF-T DRUGS INC		20	2	9%	22
MOBILE DIVISION LABORATORY		7	15	68%	22
PRIMARY CARE SPECIALISTS OF ORLANDO LLC		17	5	23%	22
MC DIAGNOSTIC OF CONNECTICUT, PC #775		21	1	5%	22
MINUTECLINIC DIAGNOSTICS MEDICAL GROUP		21	1	5%	22
TEXAS DEPARTMENT OF STATE HEALTH SERVICES		3	19	86%	22
GLEN OAKS URGENT CARE		20	2	9%	22
GUARDANT HEALTH		16	6	27%	22
SEAGRASS VILLAGE			22	100%	22
MARATHON HEALTH FOR LIFE		19	3	14%	22
TEN HEALTHCARE		6	16	73%	22
CITY OF LAKE MARY EMPLOYEE HEALTH CENTER		18	4	18%	22
SOLE HEALTH LLC		22			22
OHIO CVS STORES, LLC DBA		19	3	14%	22
JOHNS HOPKINS MEDICAL LABORATORIES		1	21	95%	22
PEDIATRIC ASSOCIATES PA		17	5	23%	22
OCEANSIDE URGENT CARE		22			22
MINUTECLINIC DIAGNOSTIC OF TEXAS LLC		20	2	9%	22
ELAN SPANISH SPRINGS		4	18	82%	22
GRAND VILLA OF PALM COAST		22			22
GENTIVA HEALTH SERVICES		20	2	9%	22
YUSRA MEDICAL ASSOCIATES PA		16	6	27%	22
KELLY'S ASSISTED LIVING FACILITY		22			22
MORNINGSIDE MANOR & VILLA ADULT CARE C		22			22
FAMILY AND AFTER HOURS CARE		22			22
DIACARTA INC.		22			22
FLORIDA PEDIATRICS		6	16	73%	22
MONROE COUNTY DETENTION CENTER			22	100%	22
MINUTECLINIC DIAGNOSTIC PA		19	3	14%	22
SOUTH CAROLINA DEPARTMENT OF HEALTH			22	100%	22

COVID-19: testing by laboratory

Data through May 10, 2021 verified as of May 11, 2021 at 09:25 AM

Data in this report are provisional and subject to change.

The numbers in the table below represent the number of Florida and non-Florida residents for whom test results were received by the Department of Health. A person can be tested by more than one laboratory and can have both positive and negative results. **Therefore, the sum of the numbers in each column will be larger than the total number of people tested.**

Reporting lab	Inconclusive	Negative	Positive	Percent positive	Total
BASSETTI & ASSOCIATES, MD, PA			22	100%	22
OWL NOW URGENT CARE		11	11	50%	22
ST VINCENT'S URGENT CARE		19	3	14%	22
MEDEXPRESS URGENT CARE - TIMBERLAKE		19	3	14%	22
HARTFORD HOSPITAL ANCILLARY LAB		17	5	23%	22
MINUTECLINIC, LLC #1586		15	7	32%	22
NORTHSIDE HOSPITAL DULUTH		19	3	14%	22
CVS NC4165POCT BREVARD		14	8	36%	22
EBEIDS MD PEDIATRICS		19	3	14%	22
FLORIDA HOSPITAL LABS		12	10	45%	22
ROCKLEDGE FAMILY HEALTH			21	100%	21
URGENT TEAM		17	4	19%	21
POINT OF CARE CLINICS PRIMARY CARE		20	1	5%	21
Citymd Of Lacey		18	3	14%	21
ST ANTHONY'S HOSP PATIENT CARE SERVICE			21	100%	21
MINUTECLINIC INCORPORATE, LLC		17	4	19%	21
ADVENT HEALTH - KISSIMMEE		6	15	71%	21
CLEVELAND CLINIC FLORIDA		1	20	95%	21
CLINICAL PATHOLOGY LABORATORIES SOUTHEAST			21	100%	21
ST JUDE CHILDRENS RESEARCH HOSPITAL		21			21
GOOD SAMARITAN SOCIETY OF DAYTONA		16	5	24%	21
PRIMECARE OF DOTHAN-DALEVILLE CLINIC		16	5	24%	21
HARLEM HOSPITAL CENTER		20	1	5%	21
PICHARDO CLINIC, THE		19	2	10%	21
SHELBY BAPTIST MEDICAL CENTER		16	5	24%	21
INTERNATIONAL MEDICAL LABORATORY INC		21			21
ADVENTHEALTH MEDICAL GROUP	1	14	6	29%	21
TGH MEDICAL GROUP LABORATORY CARROLLWOOD			21	100%	21
ARDEN COURTS OF WINTER SPRINGS		18	3	14%	21
TGH URGENT CARE - WESTCHASE			21	100%	21
CARENOW URGENT CARE-BRENTWOOD		15	6	29%	21
UPMC CHAUTAUQUA AT WCA LABORATORY		20	1	5%	21
MEDLAB INC		21			21
ESTATES MEDICAL CENTER		12	9	43%	21
SELECT PHYSICIANS ALLIANCE		21			21
WACO HHSSURGEWACO	1	17	3	14%	21
GOOD SAMARITAN MEDICAL CENTER			21	100%	21
JEFFERSON K-12, A SOMERSET SCHOOL- CLINIC		17	4	19%	21
HELIX DIAGNOSTICS			21	100%	21
NONA PEDIATRIC CENTER		15	6	29%	21
GRACE WELLNESS CENTER		8	13	62%	21
SOMA MEDICAL CENTER, PA #4 FLORIDA MANGO		1	20	95%	21
WINTER PARK FAMILY PRACTICE LLC		17	4	19%	21
HEALTHY MINORS, LLC.		20	1	5%	21
WELLSTAR COBB HOSPITAL		19	2	10%	21
BIOREFERENCE LABORATORIES		8	13	62%	21
RHODE ISLAND DEPARTMENT OF HEALTH			21	100%	21

COVID-19: testing by laboratory

Data through May 10, 2021 verified as of May 11, 2021 at 09:25 AM

Data in this report are provisional and subject to change.

The numbers in the table below represent the number of Florida and non-Florida residents for whom test results were received by the Department of Health. A person can be tested by more than one laboratory and can have both positive and negative results. **Therefore, the sum of the numbers in each column will be larger than the total number of people tested.**

Reporting lab	Inconclusive	Negative	Positive	Percent positive	Total
TENNESSEE DEPARTMENT OF HEALTH		15	6	29%	21
COLUMBIA MEMORIAL HOSPITAL		21			21
ODYSSEY HEALTHCARE OF MARION COUNTY, LLC		19	1	5%	20
MINUTECLINIC DIAGNOSTIC OF MICHIGAN PC		19	1	5%	20
FAMILY CARE CYPRESS CREEK		1	19	95%	20
STATEN ISLAND UNIVERSITY HOSPITAL		19	1	5%	20
PRIMARY CARE MEDICINE	1	13	6	30%	20
MINUTE CLINIC		2	18	90%	20
MCWHORTER SCHOOL OF PHARMACY		20			20
THE CANOPY AT HARPER LAKE	1		19	95%	20
CONSOLIDATED LAB SERVICES		10	10	50%	20
COMMUNITY HOME HEALTH CARE		20			20
ROBERT WOOD JOHNSON UNIVERSITY HOSP		18	2	10%	20
Floral Health and Rehabilitation, LLC		19	1	5%	20
MAIMONIDES MEDICAL CENTER		17	3	15%	20
CARESPOT OF NOCATEE		1	19	95%	20
LAKE WORTH MANOR		19	1	5%	20
BAY PEDIATRICS PA		18	2	10%	20
ST CATHERINE OF SIENA HOSPITAL		18	2	10%	20
KIDSWOOD PEDIATRICS CORP		6	14	70%	20
PROFESSIONAL PARK PEDIATRICS PA			20	100%	20
DEPT OF VA MEDICAL CENTER - BAY PINES			20	100%	20
MEDICAL EXPRESS CORP		18	2	10%	20
CLINIC OF PEDIATRICS & GI MEDICINE INC		1	19	95%	20
VIERA FAMILY MEDICINE AND WELLNESS		16	4	20%	20
AUBURN COMMUNITY HOSPITAL		18	2	10%	20
PONCE PLAZA NURSING & REHAB CENTER		4	16	80%	20
MC DIAGNOSTIC OF CONNECTICUT, PC #1960		20			20
ADVENTIST HEALTH SYSTEM		16	4	20%	20
BAPTIST MEDICAL GRP URGENT CARE & OCC HEALTH AIRPO		20			20
SHIELDT3 LLC		20			20
BROOKDALE MANDARIN CENTRAL		7	13	65%	20
BROWNE MEDICAL		18	2	10%	20
REGENCY SQUARE MALL - SEARS		4	16	80%	20
ORLANDO FAMILY PHYSICIANS INC		14	6	30%	20
CALLAWAY CLINIC		14	6	30%	20
ANYTIME LAB, LLC		18	2	10%	20
WINSHIPS PHARMACY INC		20			20
VALLEY IMMEDIATE CARE		17	3	15%	20
FORT WALTON BEACH DEVELOPMENTAL CENTER		19	1	5%	20
MINUTECLINIC DIAGNOSTIC OF TN PC #566		16	4	20%	20
FIRST CHOICE PEDIATRICS WINTER SPRINGS		15	5	25%	20
REDITUS LABORATORIES			20	100%	20
COMMUNITY CARE CENTER		19	1	5%	20
CVS HEALTH, #3396		18	2	10%	20
BEST MEDICAL CENTER		11	9	45%	20
UM MILLER SCHOOL OF MEDICINE			19	100%	19

COVID-19: testing by laboratory

Data through May 10, 2021 verified as of May 11, 2021 at 09:25 AM

Data in this report are provisional and subject to change.

The numbers in the table below represent the number of Florida and non-Florida residents for whom test results were received by the Department of Health. A person can be tested by more than one laboratory and can have both positive and negative results. **Therefore, the sum of the numbers in each column will be larger than the total number of people tested.**

Reporting lab	Inconclusive	Negative	Positive	Percent positive	Total
FOX FAMILY PRACTICE		19			19
URGENT CARE & FAMILY PRACTICE CENTER			19	100%	19
JACKSON NORTH MEDICAL CENTER		2	17	89%	19
PRATTVILLE BAPTIST HOSPITAL		15	4	21%	19
CVS MINUTE CLINIC DIAGNOSTIC OF TEXAS, LLC		15	4	21%	19
CARE POINT HEALTH & WELLNESS CENTER		19			19
SONORA QUEST LABORATORIES			19	100%	19
ALL PEDIATRIC CARE			19	100%	19
MINUTE CLINIC DIAGNOSTIC OF SOUTH CAROLINA		15	4	21%	19
CARESPOT EXPRESS HEALTHCARE			19	100%	19
ROYAL PALM MEDICAL GROUP, INC		19			19
STAT MEDICAL CLINIC III INC		13	6	32%	19
INSTANT MEDICAL CARE CENTER		18	1	5%	19
NO NAME		8	11	58%	19
ST. JUDES LABORATORIES		13	6	32%	19
LEE MEMORIAL HEALTH SYSTEM D/B/A		17	2	11%	19
MD PLUS URGENT CARE, LLC			19	100%	19
LOVING CARE OF THE TREASURE COAST LLC	1	13	5	26%	19
ELTINGVILLE CIRCLE URGENT CARE		18	1	5%	19
LAB INTERMARKET FACILITY LAB		1	18	95%	19
BAYVIEW MEDICAL		19			19
THE CLINIC PREMISE HEALTH		13	6	32%	19
VALHALLA MEDICS		19			19
BRIDGEWAY HEALTH CLINICS INC			19	100%	19
BAY COUNTY HEALTH DEPARTMENT		14	5	26%	19
MC DIAGNOSTIC OF CONNECTICUT, PC #1966		19			19
CAREHERE- LCS LEESBURG			19	100%	19
MICHELLE S PAGE MD PA		18	1	5%	19
ANYLABTESTNOW		6	13	68%	19
JACKSON LABORATORY FOR GENOMIC MEDICIN		19			19
MEDEXPRESS URGENT CARE, MOON TOWNSHIP		18	1	5%	19
FLORIDA HOSPITAL WINTER GARDEN		15	4	21%	19
NANO HEALTH ASSOCIATES LLC		19			19
CORNER OAK ESTATE LLC		19			19
ASHRAF MEDICAL GROUP PLLC DBA PULSE M		18	1	5%	19
ABC PEDIATRICS OF PORT ST LUCIE		17	2	11%	19
CLERMONT ADVENTHEALTH CENTRA CARE		1	18	95%	19
DAVID LAWRENCE CENTER INC		16	3	16%	19
INTEGRATED FAMILY MEDICAL CENTER			19	100%	19
OCEAN REEF MEDICAL CENTER, LLC			19	100%	19
COLLEGE POINT URGENT CARE		16	3	16%	19
BAPTIST MEMORIAL HEALTH CARE		17	2	11%	19
AURORA UNIVERSITY WELLNESS CENTER		19			19
STONE WASH CLINICAL LABORATORIES		2	17	89%	19
SAVANNAH STATE UNIVERSITY, COUNSELING		19			19
SEVEN RIVERS REGIONAL MEDICAL CENTER		5	14	74%	19
EMERALD COAST HOSPICE - CRESTVIEW		19			19

COVID-19: testing by laboratory

Data through May 10, 2021 verified as of May 11, 2021 at 09:25 AM

Data in this report are provisional and subject to change.

The numbers in the table below represent the number of Florida and non-Florida residents for whom test results were received by the Department of Health. A person can be tested by more than one laboratory and can have both positive and negative results. **Therefore, the sum of the numbers in each column will be larger than the total number of people tested.**

Reporting lab	Inconclusive	Negative	Positive	Percent positive	Total
INTEGRATED REGIONAL LABORATORIES - LARGO			19	100%	19
FLORIDA COMMUNITY HEALTH CENTER OF ST. LUCIE		1	18	95%	19
MED HEALTH SERVICES		18	1	5%	19
CVS PHARMACY		1	18	95%	19
FRUITVILLE URGENT CARE			19	100%	19
BRONSON FIRE DEPARTMENT		18			18
MINUTECLINIC #8699		14	4	22%	18
URGENT CARE OF NEW YORK		17	1	6%	18
107TH PLACE GROUP HOME		18			18
MINUTECLINIC, LLC, DBA MINUTECLINIC #6		16	2	11%	18
MOORINGS PARK OAKSTONE AT GREY OAKS		17	1	6%	18
LAKE NONA MEDICAL SERVICE LLC		15	3	17%	18
BERGEN NEW BRIDGE M		16	2	11%	18
SANTA ROSA COUNTY JAIL - WELLPATH			18	100%	18
UC HEALTH UNIVERSITY HOSPITAL		15	3	17%	18
WALGREEN EASTERN CO, INC		18			18
CLEVELAND CLINIC			18	100%	18
CVS MINUTE CLINIC DIAGNOSTIC PA		13	5	28%	18
CVS MINUTE CLINIC DIAGNOSTIC OF WISCONSIN		18			18
TPCA CLINICAL LABORATORIES		15	3	17%	18
XPRESS WELLNESS URGENT CARE			18	100%	18
MONTEFIORE ST LUKE'S CORNWALL HOSPITAL		14	4	22%	18
PPD - IXLAYER		17	1	6%	18
DR PHILLIPS MEDICAL WELLNESS CENTER		13	5	28%	18
ASCENSION ST VINCENT'S PRIMARY CARE		1	17	94%	18
MEDEXPRESS URGENT CARE LEWISBURG		17	1	6%	18
HAWTHORNE INN OF LAKELAND		18			18
Terrace of Jacksonville		3	15	83%	18
OSCEOLA ALF OPERATOR, LLC DBA□		18			18
CRANES VIEW LODGE			18	100%	18
WALGREENS #15495	1	15	2	11%	18
CVS NC2357POCT HUNTERSVILLE		16	2	11%	18
IONA COLLEGE HEALTH & WELLNESS CENTER		18			18
MADISON CORE LABORATORIES		17	1	6%	18
URGENT CARE AT LONGWOOD			18	100%	18
ST JOSEPHS HOSP OF ATLANTA/CLINIC LAB		16	2	11%	18
INTERMOUNTAIN CENTRAL LAB		1	17	94%	18
MEDEXPRESS URGENT CARE - ROBINSON TWP, STEUBENVILLE PIKE		16	2	11%	18
CVS MINUTE CLINIC DIAGNOSTIC MED GRP OF CA		18			18
TENDER CARE ALF		18			18
AVALON FAMILY RESORT ASSISTED LIVING LLC		18			18
KIMBERLY J HENDERSON MD PC		17	1	6%	18
MARION COUNTY HEALTH DEPARTMENT		17	1	6%	18
UNIVERSITY OF MIAMI MILLER SCHOOL			18	100%	18
MIRIMUS INC		1	17	94%	18
MI CASA DORADA ASSISTED LIVING FACILIT		18			18
FORT HAMILTON URGENT CARE		18			18

COVID-19: testing by laboratory

Data through May 10, 2021 verified as of May 11, 2021 at 09:25 AM

Data in this report are provisional and subject to change.

The numbers in the table below represent the number of Florida and non-Florida residents for whom test results were received by the Department of Health. A person can be tested by more than one laboratory and can have both positive and negative results. **Therefore, the sum of the numbers in each column will be larger than the total number of people tested.**

Reporting lab	Inconclusive	Negative	Positive	Percent positive	Total
GENERAL INTERNAL MEDICINE MEDICAL CTR CLINIC		13	5	28%	18
ADVENT HEALTH - WINTER HAVEN		8	10	56%	18
Crestwood Nursing Center		8	10	56%	18
CABOT RESERVE ON THE GREEN		18			18
GENOTOX LABORATORIES		15	3	17%	18
NORTHERN WESTCHESTER HOSPITAL LABORATORY		16	2	11%	18
BROOKDALE ST AUGUSTINE		1	17	94%	18
AURORA DIAGNOSTICS		6	12	67%	18
UNIVERSITY LAB			17	100%	17
WELLINGTON FAMILY PRACTICE		13	4	24%	17
HUNTINGTON URGENT CARE		16	1	6%	17
LEHIGH VALLEY HOSPITAL		3	14	82%	17
MINUTECLINIC DIAGNOSTIC OF OKLAHOMA		14	3	18%	17
PRIMARY CARE WALK IN CLINIC PLLC			17	100%	17
MINUTE-CLINIC DIAGNOSTIC OF VIRGINIA, LLC #2003		14	3	18%	17
WELLSTAR NORTH FULTON HOSPITAL LABORAT		16	1	6%	17
ALBIBI		1	16	94%	17
MINUTE CLINIC LLC #5733		17			17
BAY BREEZE HEALTH AND REHABILITATION CENTER		9	8	47%	17
CARE NOW, INC		13	4	24%	17
ESTATES MEDICAL CENTER INC		4	13	76%	17
MASSACHUSETTS GENERAL HOSPITAL		1	16	94%	17
ADVENT HEALTH - ZEPHYRHILLS			17	100%	17
ST JOSEPH HOSPITAL		16	1	6%	17
UVMC MICROBIOLOGY		16	1	6%	17
BROOKDALE CROWN POINT			17	100%	17
INFEXIONSHIELD INC.		17			17
URGENT CARE WEST CLINIC		14	3	18%	17
LYNN KEEFE, MD PEDIATRICS		14	3	18%	17
RIVERSIDE MEDICAL GROUP		16	1	6%	17
KAILOS GENETICS INC		14	3	18%	17
MARCO DRUGS AND COMPOUNDING		13	4	24%	17
SOMA MEDICAL CENTER PA			17	100%	17
PARRISH HEALTH CENTER		14	3	18%	17
Atlanta VAMC		12	5	29%	17
BRYAN WHITFIELD MEMORIAL HOSPITAL		12	5	29%	17
CVS TX7162POCT HOUSTON		17			17
CVS MINUTE CLINIC DIAGNOSTIC OF VIRGINIA		17			17
MC DIAGNOSTIC OF CONNECTICUT , PC # 3		15	2	12%	17
BLOUNT MEMORIAL HOSPITAL		14	3	18%	17
UNIVERSITY OF ALABAMA - FUNGAL REFERENCE LABORATORY		12	5	29%	17
STARLING AT NOCATEE			17	100%	17
FLORIDA KEYS CONCIERGE MEDICINE, LLC		15	2	12%	17
MINUTE CLINIC DIAGNOSTIC MED GRP		16	1	6%	17
MINUTECLINIC DIAGNOSTIC OF NEW MEXICO		17			17
INN AT LAKE SEMINOLE SQUARE, THE		17			17
LAKEVIEW HEALTH SYSTEMS			17	100%	17

COVID-19: testing by laboratory

Data through May 10, 2021 verified as of May 11, 2021 at 09:25 AM

Data in this report are provisional and subject to change.

The numbers in the table below represent the number of Florida and non-Florida residents for whom test results were received by the Department of Health. A person can be tested by more than one laboratory and can have both positive and negative results. **Therefore, the sum of the numbers in each column will be larger than the total number of people tested.**

Reporting lab	Inconclusive	Negative	Positive	Percent positive	Total
SARASOTA MEDICAL CENTER		6	11	65%	17
MINUTECLINIC DIAG OF IND, LLC #6697		15	2	12%	17
COMMUNITY HEALTH OF SOUTH FLORIDA INC			17	100%	17
HEALTHCARE NOW			17	100%	17
MEDEXPRESS URGENT CARE- MARYLAND		14	3	18%	17
MINUTECLINIC DIAGNOSTIC OF VIRGINIA, LLC #1416		16	1	6%	17
NEMOURS CHILDREN'S URGENT			17	100%	17
COAST MED URGENT CARE		16	1	6%	17
DIEGO FALLON MD PA		6	11	65%	17
PALATKA VA CBOC		16	1	6%	17
TOXUSALABS DBA CONNECTDX LABS		14	3	18%	17
MEDEXPRESS URGENT CARE - LAFAYETTE		16	1	6%	17
YORKVILLE PEDIATRIC URGENT CARE		17			17
MINUTECLINIC DIAGNOSTIC OF TN PC #6415		13	4	24%	17
EAR NOSE & THROAT ASSOCIATES OF MANATEE PA		17			17
COMPREHENSIVE CHILDCARE ASSOCIATES		9	8	47%	17
MINUTECLINIC DIAGNOSTIC OF TN PC #643		13	4	24%	17
RESOLVE MOLECULAR DIAGNOSTICS		13	4	24%	17
NOVANT HEALTH GOHEALTH URGENT CARE-HARRISBURG		8	9	53%	17
GENETIC TECHNOLOGICAL INNOVATIONS			17	100%	17
WALGREENS #06416		16	1	6%	17
VIGILINT HEALTHCARE		14	2	13%	16
WALGREENS #07936		15	1	6%	16
HUDSON VALLEY HOSPITAL CENTER LABORATORY		15	1	6%	16
CULINARY INSTITUTE OF AMERICA STUDENT	3	13			16
SURGERY CENTER OF CORAL GABLES LLC,THE		12	4	25%	16
CENTRAL JERSEY URGENT CARE OF EATONTOW		15	1	6%	16
NORTHWEST FLORIDA SLEEP		1	15	94%	16
HODGES CLUSTER		2	14	88%	16
BVL PEDIATRICS		14	2	13%	16
KETAMINE HEALTH CENTERS AT BONITA SPRINGS, LLC		16			16
MALABAR FAMILY PRACTICE		13	3	19%	16
CRUCIAL CARE		10	6	38%	16
PROMEDICA LABORATORIES		11	5	31%	16
MONTEFIORE NYACK HOSPITAL AFFILIATED LABORATORY		14	2	13%	16
MILLENNIUM PHYSICIAN GRP LLC NAPLES PINE RIDGE			16	100%	16
OKEECHOBEE HEALTHCARE FACILITY			16	100%	16
URGENT CARE CLINIC OF LINCOLN		14	2	13%	16
ATMORE NURSING CENTER		15	1	6%	16
MINUTECLINIC DIAGNOSTIC OF VIRGINIA		16			16
FAST TRACK URGENT CARE CENTER - TYRONE			16	100%	16
ST LUKES ROOSEVELT LABORATORY		13	3	19%	16
UNAVAILABLE/UNKNOWN/NO INFORMATION FOUND			16	100%	16
MORTON PLANT MEASE			16	100%	16
GOOD SAMARITAN SOCIETY		16			16
CVS CA9715POCT THOUSAND OAKS		16			16
TIFT REGIONAL HEALTH SYSTEM, INC		16			16

COVID-19: testing by laboratory

Data through May 10, 2021 verified as of May 11, 2021 at 09:25 AM

Data in this report are provisional and subject to change.

The numbers in the table below represent the number of Florida and non-Florida residents for whom test results were received by the Department of Health. A person can be tested by more than one laboratory and can have both positive and negative results. **Therefore, the sum of the numbers in each column will be larger than the total number of people tested.**

Reporting lab	Inconclusive	Negative	Positive	Percent positive	Total
PRO HEALTH FAMILY PHYSICIANS, NYSTROM		16			16
TMH FSU RAPID LABORATORY		2	14	88%	16
MINNEOLA PLACE A HOMEBRIDGE COMMUNITY		16			16
MEDICINE AT LONGWOOD		16			16
PROMUS DIAGNOSTICS, LLC			16	100%	16
BAPTIST PRIMARY CARE PONTE VEDRA		10	6	38%	16
PROHEALTH CARE ASSOCIATES MOBILE		13	3	19%	16
STATEN ISLAND UNIVERSITY HOSPITAL SEGUINE AVE		13	3	19%	16
PANAMA CITY VITAS HOSPICE		16			16
ALAN L MELOTEK MD		16			16
TINA'S ASSISTED LIVING FACILITY CORP		16			16
Lab MSMC Hialeah			16	100%	16
INDIANA STATE DEPARTMENT OF HEALTH		1	15	94%	16
INTERNAL MEDICINE ASSOCIATES & SPECIALTIES INC		15	1	6%	16
ALL FLORIDA FAMILY & SPORTS MEDICINE		15	1	6%	16
JOSEPH MIGNOGNA		13	3	19%	16
MIAMI BEACH MEDICAL GROUP LLC			16	100%	16
NORTHWEST FLORIDA ENT, PA		5	11	69%	16
RICH STREET GROUP HOME		9	7	44%	16
LILY'S PROMISE AL#12775		16			16
FLORIDA MEDICAL ASSOCIATES LLC		9	7	44%	16
ST AUGUSTINE PLANTATION		1	15	94%	16
ACM MEDICAL LABORATORY ALLIANCE		13	3	19%	16
PRESBYTERIAN MEDICAL SERVICES		16			16
Heartland Healthcare Center Boca Raton		2	14	88%	16
XERA MED RESEARCH			16	100%	16
SUFFRIDGE DRIVE GROUP HOME		16			16
BONIFAY NURSING AND REHABILITATION CENTER			16	100%	16
JS HEALTHCARE INC		16			16
SRMC AVALON		9	7	44%	16
NOVALIFE MEDSPA			16	100%	16
MC DIAGNOSTIC OF CONNECTICUT PC #459		16			16
DAVITA DIALYSIS		4	12	75%	16
FLORIDA DEPARTMENT OF HEALTH IN HILLSBOROUGH COUNTY		1	14	93%	15
DELIVER MY MEDS CORP		15			15
SKIN WELLNESS PHYSICIANS LLC		15			15
CVS MINUTE CLINIC DIAG OF IND, LLC #6549		14	1	7%	15
CARENOW URGENT CARE-WEST END		10	5	33%	15
UNIVERSITY HOSPITAL UC HEALTH		11	4	27%	15
MIRACLE ALF INC		15			15
HOLLEY-NAVARRE MEDICAL CLINIC		5	10	67%	15
WELLMED AT PORT ST LUCIE WEST		10	5	33%	15
BAPTIST MEDICAL CENTER EAST		11	4	27%	15
MINUTECLINIC DIAGNOSTIC OF RHODE ISLAND		12	3	20%	15
LONG ISLAND JEWISH VALLEY STREAM		14	1	7%	15
OPIS ISLAND LAKE CENTER		13	2	13%	15
CVS MINUTE CLINIC, LLC		13	2	13%	15

COVID-19: testing by laboratory

Data through May 10, 2021 verified as of May 11, 2021 at 09:25 AM

Data in this report are provisional and subject to change.

The numbers in the table below represent the number of Florida and non-Florida residents for whom test results were received by the Department of Health. A person can be tested by more than one laboratory and can have both positive and negative results. **Therefore, the sum of the numbers in each column will be larger than the total number of people tested.**

Reporting lab	Inconclusive	Negative	Positive	Percent positive	Total
GNT ASSOCIATES		14	1	7%	15
PARROTT MEDICAL CLINIC			15	100%	15
HAVEN HOSPICE IN CHIEFLAND		9	6	40%	15
CVS NC187POCT CHARLOTTE		14	1	7%	15
PREMIER LABORATORY SERVICES, LLC		5	10	67%	15
CASS'S MOBILE HEALTH SERVICES		14	1	7%	15
DIATHERIX		13	2	13%	15
CVS TN2179POCT MURFREESBORO		14	1	7%	15
VERO DIAGNOSTICS		14	1	7%	15
WESTERN NEW YORK IMMEDIATE MEDICAL CAR		13	2	13%	15
MINUTECLINIC LLC #5176		12	3	20%	15
MINUTECLINIC DIAGNOSTIC OF TN, PC 6438		13	2	13%	15
WALGREENS #04176		12	3	20%	15
BROWARD MEDICAL AND URGENT CARE		15			15
MEADOWCREST MOLECULAR DIAGNOSTICS, LLC			15	100%	15
BESSENT ROAD GROUP HOME		15			15
GADSDEN REGIONAL MEDICAL CENTER		15			15
NORTHSIDE HOSPITAL FORSYTH		13	2	13%	15
NORTH COUNTRY FAMILY HEALTH CENTER INC		15			15
Astoria Health and Rehab		15			15
CARENOW URGENT CARE-DONELSON		12	3	20%	15
FAMILY CARE CENTER OF ARLINGTON		10	5	33%	15
BROOKLYN HOSPITAL CENTER DOWNTOWN CAMPUS		15			15
HIRAM COLLEGE HEALTH CENTER (ABBOTT)		13	2	13%	15
CVS GA2108POCT NORCROSS		12	3	20%	15
PATHLINE			15	100%	15
HEALTH MED HOME CARE, LLC		15			15
RICHMOND UNIVERSITY MEDICAL CENTER		12	3	20%	15
INHEALTH LIFE SCIENCES		6	9	60%	15
MEDI-DRUG INC		13	2	13%	15
MINUTECLINIC DIAGNOSTIC OF NEW JERSEY, LLC # 7069		15			15
MEDLAB ASSOCIATES LLC		15			15
MINUTE CLINIC LLC #5706		13	2	13%	15
MINUTECLINIC DIAGNOSTIC OF GEORGIA, LL		12	3	20%	15
ORLANDO HEALTH		2	13	87%	15
MINUTECLINIC, LLC, DBA MINUTECLINIC #2		13	2	13%	15
SINAI HOSPITAL OF BALTIMORE		15			15
St Joseph's Hospital & Medical Center		13	2	13%	15
SOMA MEDICAL CENTER, P.A.			15	100%	15
CVS TX8321POCT MCKINNEY		15			15
CVS NY491POCT JACKSON HEIGHTS		15			15
EASTLAKE PEDIATRICS - TRINITY		15			15
MILTON 4707		15			15
ST JOSEPH WOMENS HOSPITAL			15	100%	15
OAKMONTE VILLAGE OF DAVIE			15	100%	15
MINUTECLINIC DIAGNOSTIC OF ILLINOIS LL		13	2	13%	15
CUSTEAD CARE CENTER HAVEN HOSPICE		12	3	20%	15

COVID-19: testing by laboratory

Data through May 10, 2021 verified as of May 11, 2021 at 09:25 AM

Data in this report are provisional and subject to change.

The numbers in the table below represent the number of Florida and non-Florida residents for whom test results were received by the Department of Health. A person can be tested by more than one laboratory and can have both positive and negative results. **Therefore, the sum of the numbers in each column will be larger than the total number of people tested.**

Reporting lab	Inconclusive	Negative	Positive	Percent positive	Total
LAKE CO SCHOOLS EMPLOYEE HEALTH & WELLNESS CENTER	1	11	3	20%	15
CARDIOTHORACIC SURGERY OF HYDE PARK			15	100%	15
GULF COAST VILLAGE HOME HEALTH INC		4	11	73%	15
AJU GEORGE MD PA			15	100%	15
MC DIAGNOSTIC OF CONNECTICUT, PC # 257		14	1	7%	15
WALK IN URGENT CARE			15	100%	15
FAMILY CARE			15	100%	15
OPTIONS FOR SENIORS INC DBA PALM KREST MANOR		12	3	20%	15
TELEVISIT MALABAR PEDIATRICS		5	10	67%	15
CVS TX7288POCT DALLAS		11	4	27%	15
NIGHT OWL PEDIATRICS URGENT CARE			14	100%	14
CVS CA9113POCT CHULA VISTA		14			14
NEW YORK PRESBYTERIAN - LOWER MANHATTAN		14			14
MERCY MEDICAL CENTER		7	7	50%	14
SUNCOAST COMMUNITY HEALTH CENTERS INC		4	10	71%	14
RIVERSIDE COTTAGES AT THE SHORES, LLC			14	100%	14
PT&J REHAB - VILLAGE OF ROYAL PALM BEACH		12	2	14%	14
ACCESS HOME HEALTH OF FLORIDA LLC		14			14
MED TECH SERVICES OF PALM BEACH INC		14			14
Hackensack Umc Mountainside		13	1	7%	14
NORTHWESTERN MEMORIAL HOSPITAL			14	100%	14
DIAMOND SPEEDWAY DIALYSIS		1	13	93%	14
DYNAMIC DNA LAB		1	13	93%	14
MEDEXPRESS URGENT CARE - PANTOPS		12	2	14%	14
HAVEN HOSPICE			14	100%	14
ST CLOUD MEDICAL GROUP		12	2	14%	14
CITY OF WEST PALM BEACH EMPLOYEE & FAMILY HEALTH		14			14
LUCID DIAGNOSTICS LABS			14	100%	14
IGENEX INC		14			14
The Evangelical Lutheran Good Samaritan Society		14			14
DOCTORS EXPRESS OF ST PETERSBURG		4	10	71%	14
SOUTHEASTERN LABORATORY			14	100%	14
CVS MINUTE CLINIC, LLC #22		13	1	7%	14
CVS TN5601POCT LENOIR CITY		12	2	14%	14
STEWART MELBOURNE HOSPITAL, INC	1		13	93%	14
LIFE'S SPECIAL MOMENTS INC		14			14
MINUTE-CLINIC DIAGNOSTIC OF VIRGINIA, LLC		14			14
QUEENS UNIVERSITY OF CHARLOTTE		14			14
SIGMUND LABS LLC		14			14
BAPTIST HEALTH			14	100%	14
MINUTECLINIC, DIAGNOSTIC OF TEXAS, LL		13	1	7%	14
MY WELLNESS EXPRESS			14	100%	14
ADVICE FOR OPTIMAL WELLNESS		11	3	21%	14
FAMILY MEDICINE OF WESTON LLC		6	8	57%	14
HEALTHFIRST ADVENT HEALTH CENTRA CARE COCOA BEACH			14	100%	14
SUMMIT ATLANTIC SURGERY CENTER		14			14
PHELPS HOSPITAL LABORATORY		12	2	14%	14

COVID-19: testing by laboratory

Data through May 10, 2021 verified as of May 11, 2021 at 09:25 AM

Data in this report are provisional and subject to change.

The numbers in the table below represent the number of Florida and non-Florida residents for whom test results were received by the Department of Health. A person can be tested by more than one laboratory and can have both positive and negative results. **Therefore, the sum of the numbers in each column will be larger than the total number of people tested.**

Reporting lab	Inconclusive	Negative	Positive	Percent positive	Total
MEDEXPRESS URGENT CARE-ALTOONA		12	2	14%	14
MADISON COUNTY HEALTH DEPARTMENT		7	7	50%	14
UNIVERSITY HOSPITALS OF CLEVELAND		8	6	43%	14
BOCA SIMON		2	12	86%	14
METHODIST MEDICAL CENTER		11	3	21%	14
MEDEXPRESS URGENT CARE - BENTON HARBOR		14			14
HORIZON MEDICAL GROUP		12	2	14%	14
SOUTHEASTERN UNIVERSITY INC		14			14
MINUTECLINIC #788		12	2	14%	14
MINUTECLINIC DIAGNOSTIC OF TN, PC 4992		14			14
EPIPHANY HEALTH		8	6	43%	14
SARASOTA - ROBERT L TAYLOR COMMUNITY CENTER		1	13	93%	14
ARNOT OGDEN MEDICAL CENTER LABORATORY		14			14
MONTEFIORE MEDICAL CENTER LABORATORIES - WEILER		10	4	29%	14
CVS HEALTH MINUTE CLINIC		1	13	93%	14
MHHS All Lab Subsection		14			14
TAPESTRY TALLAHASSEE WALDEN		14			14
TLC FAMILY CARE HOME INC		14			14
BELLEVUE HOSPITAL CENTER DEPARTMENT		14			14
MC DIAGNOSTIC OF CONNECTICUT, PC #1043		14			14
FG RAPID RESULTS LLC		8	6	43%	14
MINUTECLINIC, LLC #1492		14			14
FAMILY PRACTICE ON THE GO		6	8	57%	14
CVS TN5639POCT FARRAGUT		11	3	21%	14
TALLAHASSEE PRIMARY CARE ASSOCIATES PA		12	2	14%	14
POLK CHD BARTOW		13	1	7%	14
DESOTO HEALTH AND REHAB LLC		9	5	36%	14
MELBOURNE FAMILY PRACTICE		12	2	14%	14
Solaris Healthcare Pensacola			14	100%	14
DYNAMIC HEALTH CENTERS INC		9	5	36%	14
FYZAMEDICAL, LLC		10	4	29%	14
MINUTE CLINIC OF KANSAS PA		8	6	43%	14
EFFINGER HEALTH, PA		14			14
ALASKA PUBLIC HEALTH LAB		1	13	93%	14
MINUTECLINIC, LLC, MINUTECLINIC #7637		11	2	15%	13
MINUTECLINIC, LLC #244		12	1	8%	13
MINUTECLINIC LLC (1435)		12	1	8%	13
MINUTECLINIC DIAGNOSTIC OF TN, PC 6304		11	2	15%	13
Sunnyside Care Center		13			13
WELLMED AT SOUTH PARSONS		10	3	23%	13
MISSOURI DEPARTMENT OF HEALTH AND SENIOR SERVICES			13	100%	13
MEDEXPRESS URGENT CARE-LATROBE		12	1	8%	13
CONSULATE HEALTH CARE OF PENSACOLA			13	100%	13
WORLD WRESTLING ENTERTAINMENT			13	100%	13
AFC URGENT CARE - CEDAR GROVE		11	2	15%	13
LANE PEDIATRICS PA		1	12	92%	13
MEDEXPRESS URGENT CARE - CHRISTIANBURG		9	4	31%	13

COVID-19: testing by laboratory

Data through May 10, 2021 verified as of May 11, 2021 at 09:25 AM

Data in this report are provisional and subject to change.

The numbers in the table below represent the number of Florida and non-Florida residents for whom test results were received by the Department of Health. A person can be tested by more than one laboratory and can have both positive and negative results. **Therefore, the sum of the numbers in each column will be larger than the total number of people tested.**

Reporting lab	Inconclusive	Negative	Positive	Percent positive	Total
URGENT MEDICAL CENTER INC		5	8	62%	13
VA Primary Care Clinic at Meharry		12	1	8%	13
CLEVELAND TENNESSEE HOSPITAL COMPANY		11	2	15%	13
BARRANCO CLINIC,THE	3	9	1	8%	13
AVENTURA HOSPITAL AND MEDICAL CENTER			13	100%	13
BRIDGE DIAGNOSTICS			13	100%	13
ORMOND MEDICAL ARTS		3	10	77%	13
BENNETT PEDIATRICS		13			13
CROSS CARE CENTER			13	100%	13
NATIONAL GENETICS INST LABCORP		4	9	69%	13
MINUTECLINIC, LLC, DBA MINUTECLINIC #6106		11	2	15%	13
MINUTE CLINIC DIAGNOSTIC OF SC, LLC #42		12	1	8%	13
THE PLAZA AT PARKSQUARE		13			13
MINUTECLINIC DIAGNOSTIC OF TN PC #386		12	1	8%	13
MEDEXPRESS URGENT CARE MONACA		13			13
MINUTE CLINIC DIAGNOSTIC OF NORTH CAROLINA		12	1	8%	13
MINUTECLINIC DIANOSTIC OF VIRGINA, LL		12	1	8%	13
IN-OFFICE LAB		12	1	8%	13
CLINICAL LABORATORY SERVICES			13	100%	13
ESCAMBIA COMMUNITY CLINIC		2	11	85%	13
ROCKLEDGE		3	10	77%	13
GLENBROOKE AT PALM BAY			13	100%	13
AVALON MEDICAL WALK IN CLINIC			13	100%	13
MAINSTREET FAMILY SELECT		1	12	92%	13
SOUTHEAST FAMILY HEALTHCARE CENTER			13	100%	13
MOODY MANOR		13			13
CVS HEALTH, #2043		13			13
CORONA NYC LAB		12	1	8%	13
GULF COAST MEDICAL GROUP		5	8	62%	13
ALBION COLLEGE (ABBOTT)		13			13
ALL 4 KIDZ PEDIATRICS		9	4	31%	13
HARBOR CHASE OF JACKSONVILLE			13	100%	13
SANDGATE GARDENS REHAB & NURSING CENTER		3	10	77%	13
RDX BIOSCIENCE INC		10	3	23%	13
NORTHEAST PEDIATRICS			13	100%	13
ST CLOUD COMPOUNDING PHARMACY & WELLNESS CENTER		12	1	8%	13
SAMARITAN MEDICAL CENTER		13			13
MINUTECLINIC DIAGNOSTIC OF NORTH CAROLINA, PC		12	1	8%	13
MEYER PEDIATRICS CHTD		11	2	15%	13
SOMA MEDICAL CENTER PA #4			13	100%	13
CENTRAL JERSEY URGENT CARE		12	1	8%	13
VILLA OF KINGS AND QUEENS OF DELRAY		13			13
VALDOSTA FAMILY MEDICINE		1	12	92%	13
CAN COMMUNITY HEALTH, INC		11	2	15%	13
CVS MINUTE CLINIC DIAGNOSTIC OF TN #3293		12	1	8%	13
RED MOUNTAIN DIAGNOSTICS		13			13
COMPASS URGENT CARE		8	5	38%	13

COVID-19: testing by laboratory

Data through May 10, 2021 verified as of May 11, 2021 at 09:25 AM

Data in this report are provisional and subject to change.

The numbers in the table below represent the number of Florida and non-Florida residents for whom test results were received by the Department of Health. A person can be tested by more than one laboratory and can have both positive and negative results. **Therefore, the sum of the numbers in each column will be larger than the total number of people tested.**

Reporting lab	Inconclusive	Negative	Positive	Percent positive	Total
MINUTECLINIC MINUTECLINIC #8505		11	2	15%	13
MINUTE CLINIC LLC #1909		13			13
CVS MA6505POCT NEWTON		13			13
BROOKDALE DELAND			13	100%	13
CVS MINUTE CLINIC DIAGNOSTIC PA #3060		11	2	15%	13
CVS MINUTE CLINIC DIAGNOSTIC MED GRP OF SAN		11	2	15%	13
MINUTECLINIC LLC # 3401		13			13
SHELBY COUNTY HEALTH CARE CORPORATION		10	3	23%	13
MINUTE CLINIC LLC #6765		13			13
CAPE CORAL URGENT CARE		9	4	31%	13
ORCHID COVE		3	10	77%	13
MEDLABS DIAGNOSTICS		11	2	15%	13
LAKELAND REGIONAL HEALTH GRASSLANDS		12	1	8%	13
EAR NOSE AND THROAT ASSOCIATES OF MANATEE, P.A.		10	3	23%	13
DEVEREUX FLORIDA CHILDRENS CENTER			13	100%	13
WANTAGH URGENT CARE		10	3	23%	13
PHASE2 LABS	2	9	2	15%	13
MINUTE CLINIC DIAGNOSTIC OF VIRGINIA, LLC #1905		13			13
FLORIDA STATE HOSPITAL			13	100%	13
PARKWEST MEDICAL CENTER		11	2	15%	13
CORAL LANDING ASSISTED LIVING		11	2	15%	13
MEDEXPRESS URGENT CARE - SALEM		9	4	31%	13
MINUTE CLINIC, LLC #4650		11	2	15%	13
CVS TX8351POCT BEAUMONT		11	2	15%	13
MINUTE CLINIC LLC #2775		12	1	8%	13
Signature Healthcare of Savannah		13			13
NAPLES GREEN VILLAGE		12			12
GLEN OAKS HEALTH AND REHABILITATION CENTER			12	100%	12
CVS MINUTE CLINIC DIAGNOSTIC		11	1	8%	12
MINUTECLINIC DIAGNOSTIC OF VIRGINIA, LLC #255		12			12
ADVENTHEALTH MEDICAL GROUP INTERNAL MEDICINE		9	3	25%	12
ACADIAN DIAGNOSTIC LABORATORIES		8	4	33%	12
APPLE DIAGNOSTICS LAB		5	7	58%	12
MINUTECLINIC DIAGNOSTIC OF TN PC #240		10	2	17%	12
RUSSELL MEDICAL CENTER		11	1	8%	12
LONGWOOD PEDIATRICS LLC			12	100%	12
FAMILY PRACTICE OF DAVIE INC			12	100%	12
PALM BEACH PATHOLOGY		9	3	25%	12
URGENT TEAM MANAGEMENT OF TENNESSEE		10	2	17%	12
LAB UNKNOWN		1	11	92%	12
MEDEXPRESS URGENT CARE - FORT WORTH S		10	2	17%	12
MI2297090CV HOLLAND-23D2189684		12			12
THE POTTER'S HOUSE AT CANNON POINT		12			12
Rosewood Healthcare and Rehabilitation Center		5	7	58%	12
MINUTECLINIC DIAGNOSTIC OF NEW JERSEY,		11	1	8%	12
GENESIS		8	4	33%	12
MEDEXPRESS URGENT CARE - MONROE		12			12

COVID-19: testing by laboratory

Data through May 10, 2021 verified as of May 11, 2021 at 09:25 AM

Data in this report are provisional and subject to change.

The numbers in the table below represent the number of Florida and non-Florida residents for whom test results were received by the Department of Health. A person can be tested by more than one laboratory and can have both positive and negative results. **Therefore, the sum of the numbers in each column will be larger than the total number of people tested.**

Reporting lab	Inconclusive	Negative	Positive	Percent positive	Total
PIEDMONT ATHENS REGIONAL MEDICAL		10	2	17%	12
BRITO MEDICAL CENTER		10	2	17%	12
ADVENTIST HEALTH SYSTEM FLORIDA DEPT OF HEALTH		7	5	42%	12
SUWANNEE COUNTY JAIL		11	1	8%	12
BROWARD DIALYSIS			12	100%	12
LEE COMMUNITY HEALTHCARE INC DUNBAR		10	2	17%	12
FLORIDA DEPT OF HEALTH		4	8	67%	12
ADVENTHEALTH MEDICAL GROUP CARE CLINIC AT		8	4	33%	12
MEDEXPRESS URGENT CARE - BEECH GROVE		11	1	8%	12
MERIDIAN AT WATERWAYS, THE		10	2	17%	12
BETH ISRAEL MEDICAL CENTER LABS		11	1	8%	12
CULVER-STOCKTON COLLEGE		10	2	17%	12
PANCARE HEALTH - WEWA ELEMENTARY			12	100%	12
FAMILY MEDICINE AT HUNTERS CREEK		12			12
MINUTECLINIC DIAGNOSTIC OF MINNESOTA		11	1	8%	12
Lady Lake Specialty Care			12	100%	12
ORLANDO FAMILY MEDICAL INC		12			12
JOHN W NORRIS III MD PA	1		11	92%	12
FHCP-PORT ORANGE		3	9	75%	12
QHG OF ENTERPRISE INC (DBA MEDICAL CTR		12			12
TMH PHYSICIAN PARTNERS - MONTICELLO		10	2	17%	12
CVS PA6902POCT BRYN MAWR		10	2	17%	12
BAYONET POINT HOSPITAL			12	100%	12
MC DIAGNOSTIC OF CONNECTICUT, PC #114		12			12
TRANSPLANT GENOMICS INC (EUROFINS)		12			12
WALGREEN #6538		12			12
CARENOW URGENT CARE-HERMITAGE		8	4	33%	12
MINUTECLINIC DIAGNOSTIC OF TN PC #5671		8	4	33%	12
SENIOR HOME CARE INC		12			12
ST PETER'S UNIVERSITY HOSPITAL		9	3	25%	12
ACCENTCARE		12			12
MINUTE CLINIC LLC # 2033		10	2	17%	12
HNL LAB MEDICINE		9	3	25%	12
MEDEXPRESS URGENT CARE CHARLESTON		8	4	33%	12
PUTNAM COUNTY HEALTH DEPARTMENT		12			12
GEORGE W FERGUSON MD-CONCIERGE MEDICAL SERVICES PL		11	1	8%	12
BROOKDALE CITRUS			12	100%	12
COLLIER COUNTY HEALTH DEPT.		7	5	42%	12
IREPERTOIRE_MOL_LAB		12			12
ALACHUA			12	100%	12
CARE FAST MURABELLA		7	5	42%	12
EAST GEORGIA REGIONAL MEDICAL CENTER		11	1	8%	12
GULF COAST REGIONAL BLOOD CENTER			12	100%	12
VILLA HEALTH NH LLC		10	2	17%	12
VITALANT		1	11	92%	12
SAMARITAN HOSPITAL LABORATORY		11	1	8%	12
CVS GA2147POCT KENNESAW		8	4	33%	12

COVID-19: testing by laboratory

Data through May 10, 2021 verified as of May 11, 2021 at 09:25 AM

Data in this report are provisional and subject to change.

The numbers in the table below represent the number of Florida and non-Florida residents for whom test results were received by the Department of Health. A person can be tested by more than one laboratory and can have both positive and negative results. **Therefore, the sum of the numbers in each column will be larger than the total number of people tested.**

Reporting lab	Inconclusive	Negative	Positive	Percent positive	Total
COLLIER HMA PHYSICIAN MANAGEMENT, LLC		2	10	83%	12
VERITAS RESEARCH CORP			12	100%	12
ST. PETERSBURG PEDIATRICS			12	100%	12
CVS SC7556POCT WEST COLUMBIA		11	1	8%	12
MERCY HEALTH—MUSKEGON		7	5	42%	12
CVS OH3301POCT WOODMERE		12			12
CVS MINUTE CLINIC DIAGNOSTIC OF TEXAS,LLC		10	2	17%	12
SUMTER COUNTY HEALTH DEPARTMENT		7	5	42%	12
OHIO STATE UNIVERSITY MEDICAL CENTER			12	100%	12
LIFE CARE OF PORT SAINT LUCIE		3	9	75%	12
MINUTE CLINIC LLC #10203		9	3	25%	12
CARLOS PORTU MD, PLLC			12	100%	12
DEPARTMENT OF PUBLIC HEALTH		12			12
MAURY REGIONAL HOSPITAL		6	6	50%	12
VIBRANT AMERICA		10	2	17%	12
OPTUM PRIMARY CARE		2	10	83%	12
UNIVERSITY OF MIAMI MILLER SCHOOL OF MEDICINE			12	100%	12
LEON CHD		12			12
Westchester General Hospital			12	100%	12
WOODLAND TOWERS		6	6	50%	12
CURATIVE		1	11	92%	12
MEDEXPRESS URGENT CARE - MAPLE DRIVE		11	1	8%	12
AMERICAN HOUSE FORT MYERS		12			12
Highland Pines Health and Rehab		11	1	8%	12
CARROLL GARDENS URGENT CARE		12			12
FAMILY MEDICINE AT LONGWOOD			12	100%	12
FAMILY HEALTH CENTER AT PORT ST JOHN		4	8	67%	12
FLORIDA DEPARTMENT OF HEALTH WASHINGTON COUNTY		7	5	42%	12
CVS PA1671POCT LANCASTER		12			12
MINUTECLINIC DIAGNOSTIC OF PA, LLC (1036)		10	2	17%	12
ST VINCENT'S ST CLAIR		8	3	27%	11
TELEVISIT PALM BAY FAMILY PRACTICE		9	2	18%	11
MEDICAL CENTER AFFILIATES WEST PALM			11	100%	11
CUMBERLAND HEIGHTS		11			11
NASCAR EVENT MANAGEMENT, LLC		11			11
APPALACHIAN REGIONAL HEALTHCARE SYSTEM		10	1	9%	11
ASSOCIATES MD CYPRESS CREEK			11	100%	11
CAREATC NEXTERA HEALTH CENTER / GO			11	100%	11
UNIVERSITY CENTRA CARE		10	1	9%	11
MINUTECLINIC DIAGNOSTIC OF SC, LLC #4		11			11
DMH STEINHATCHEE FAMILY MEDICINE		8	3	27%	11
URGENT TEAM - HUNTSVILLE		9	2	18%	11
CARENOW URGENT CARE-GREEN HILLS		10	1	9%	11
GUIDANCE / CARE CENTER, INC		11			11
BOCA RATON REGIONAL HOSPITAL LAB			11	100%	11
CVS SC2736POCT MURRELLS INLET		8	3	27%	11
AHMG LAKE NONA PRIMARY CARE		11			11

COVID-19: testing by laboratory

Data through May 10, 2021 verified as of May 11, 2021 at 09:25 AM

Data in this report are provisional and subject to change.

The numbers in the table below represent the number of Florida and non-Florida residents for whom test results were received by the Department of Health. A person can be tested by more than one laboratory and can have both positive and negative results. **Therefore, the sum of the numbers in each column will be larger than the total number of people tested.**

Reporting lab	Inconclusive	Negative	Positive	Percent positive	Total
CROSSROADS URGENT CARE, PLLC		11			11
URGENT CARE OF LONGWOOD		1	10	91%	11
PHYSICIANS REGIONAL MEDICAL CTR - COLLIER BLVD			11	100%	11
SEMINOLE COUNTY CORRECTIONAL FACILITY		1	10	91%	11
CVS GA2236POCT WOODSTOCK		11			11
CVS NC7051POCT WAKE FOREST		11			11
STUYVESANT URGENT CARE		11			11
MINUTECLINIC, LLC #4682		6	5	45%	11
St. Annes Nursing Center, St. Annes Residence, Inc.		11			11
KIDSVILLE PEDIATRICS			11	100%	11
ALL CHILDREN'S HOSPITAL DEPT OF GENERAL PEDIATRICS			11	100%	11
WINKLER COURT		9	2	18%	11
UMHC/SYLVESTER AT KENDALL		1	10	91%	11
AIM LABORATORIES			11	100%	11
GENOPTIX MEDICAL LABORATORY		10	1	9%	11
WALGREENS # 03608		7	4	36%	11
TRIDENT BIOMETRICS		10	1	9%	11
MINUTECLINIC #8760		11			11
THE TERRACE OF SAINT CLOUD		9	2	18%	11
CARINGTON MANOR		11			11
THOMAS JEFFERSON UNIVERSITY HOSPITAL		4	7	64%	11
PINELLAS COUNTY HEALTH DEPARTMENT		2	9	82%	11
VIRTUA WEST JERSEY HOSPITAL VOORHEES		9	2	18%	11
MOUNT DORA PEDIATRICS		9	2	18%	11
MEDEXPRESS URGENT CARE - WINCHESTER GATEWAY		9	2	18%	11
NIGHT LITE PEDIATRICS CENTER		1	10	91%	11
MONROE COUNTY FIRE RESCUE		10	1	9%	11
AZALEA HEALTH		2	9	82%	11
ATHENS VETERINARY DIAGNOSTIC LABORATOR		11			11
METHODIST HOSPITAL			11	100%	11
MINUTE-CLINIC DIAGNOSTIC OF VIRGINIA,		10	1	9%	11
VITAS HEALTH INC		5	6	55%	11
MINUTECLINIC, LLC, DBA MINUTECLINIC #4		10	1	9%	11
HEWLETT URGENT CARE, PLLC		11			11
MINUTECLINIC DIAG OF IND, LLC #2387		9	2	18%	11
NIGHT LITE PEDIATRICS CENTER, LLC		1	10	91%	11
THE MARY IMOGENE BASSETT HOSPITAL		11			11
NORTH OKALOOSA PHYSICIAN GROUP		10	1	9%	11
FRESENIUS KIDNEY CARE DUNEDIN			11	100%	11
CVS GA3766POCT DACULA		9	2	18%	11
MICHIGAN DEPARTMENT OF COMMUNITY HEALTH		1	10	91%	11
ALCOVE ASSISTED LIVING FACILITY		11			11
NHC HealthCare Anniston		11			11
CVS CA9165POCT SAN DIEGO		11			11
ORLANDO HEALTH PHYSICIAN ASSOCIATES		4	7	64%	11
WALK IN MEDICAL URGENT CARE PC		11			11
EXPRESS TEST			11	100%	11

COVID-19: testing by laboratory

Data through May 10, 2021 verified as of May 11, 2021 at 09:25 AM

Data in this report are provisional and subject to change.

The numbers in the table below represent the number of Florida and non-Florida residents for whom test results were received by the Department of Health. A person can be tested by more than one laboratory and can have both positive and negative results. **Therefore, the sum of the numbers in each column will be larger than the total number of people tested.**

Reporting lab	Inconclusive	Negative	Positive	Percent positive	Total
WINTER PARK CARE AND REHABILITATION			11	100%	11
TROPICANA		5	6	55%	11
PRIME MEDICAL CARE, LLC		11			11
NEW HAMPSHIRE DEPARTMENT OF HEALTH AND HUMAN SERVICES		3	8	73%	11
CVS SC7334POCT LEXINGTON		10	1	9%	11
STPET		9	2	18%	11
CVS NC7213POCT MATTHEWS		8	3	27%	11
CVS PA233POCT NEWTOWN SQUARE		11			11
MINUTECLINIC DIAGNOSTICS OF IND, LLC		11			11
MONROE COUNTY HOSPITAL		8	3	27%	11
ELITE HOME HEALTH SERVICES		11			11
LPG PRIMARY CARE AT LABELLE		9	2	18%	11
BLOOMINGDALE PEDIATRIC ASSOCIATES PA			11	100%	11
MEDEXPRESS URGENT CARE PARKERSBURG		9	2	18%	11
CVS SC4286POCT EASLEY		5	6	55%	11
RIVERVIEW REGIONAL MEDICAL CENTER		9	2	18%	11
COLISEUM MED CTR LLC/COLISEUM MED CTRS		8	3	27%	11
UF HEALTH		1	10	91%	11
CLAYMED OF NORTH FLORIDA			11	100%	11
BIOTECH CLINICAL LABORATORIES, INC.		1	10	91%	11
PRIMECARE ACQUISITION FAMILY PRACTICE INC		11			11
HEALTH NETWORK LABORATORIES		7	4	36%	11
ASSOCIATES IN MEDICINE		7	4	36%	11
CREATIVE TESTING SOLUTIONS		4	7	64%	11
BENSONHURST URGENT CARE		10	1	9%	11
JBSA-SAM HOUSTON			11	100%	11
PASSPORT HEALTH			11	100%	11
MINUTE CLINIC LLC #4017		11			11
ILLINOIS DEPT OF PUBLIC HEALTH LAB - SPRINGFIELD			11	100%	11
BAYSIDE URGENT CARE CENTER INC		1	10	91%	11
GOLDMAN SACHS HEALTH CENTER	1	9	1	9%	11
CFS WELLNESS AND MED SPA LLC			11	100%	11
CVS MD2956POCT NEW MARKET		10	1	9%	11
MINUTECLINIC DIAGNOSTIC OF MAINE, LLC		9	2	18%	11
UNIVERSITY MEDICAL CENTER		8	3	27%	11
REDMED CLINIC OF ARLINGTON		10	1	9%	11
MINUTECLINIC DIAGNOSTIC OF ILLINOIS		9	2	18%	11
MINUTE CLINIC LLC #0169		9	2	18%	11
45TH 1		11			11
CVS MO8590POCT KANSAS CITY		7	4	36%	11
LUXOR SCIENTIFIC LLC		1	10	91%	11
WATSON HEALTHCARE		8	3	27%	11
MINUTECLINIC, LLC #1470		10	1	9%	11
SEMORAN FAMILY HEALTH LLC		10	1	9%	11
Manor Care of Dunedin		7	4	36%	11
IMMACULATE HOUSE AT COUNTRYSIDE		11			11
ACCESS PHARMACY		10			10

COVID-19: testing by laboratory

Data through May 10, 2021 verified as of May 11, 2021 at 09:25 AM

Data in this report are provisional and subject to change.

The numbers in the table below represent the number of Florida and non-Florida residents for whom test results were received by the Department of Health. A person can be tested by more than one laboratory and can have both positive and negative results. **Therefore, the sum of the numbers in each column will be larger than the total number of people tested.**

Reporting lab	Inconclusive	Negative	Positive	Percent positive	Total
MONTEFIORE MEDICAL CENTER LABORATORIES - NORTH		10			10
PANCARE HEALTH - VERNON ELEMENTARY			10	100%	10
ELEMENT PRIMARY CARE LLC		9	1	10%	10
SOUTH FLORIDA ENT ASSOCIATES, INC			10	100%	10
VILLAGE PLACE HEALTH AND REHAB		9	1	10%	10
EMERGENCY MEDICAL CENTER		4	6	60%	10
FHPG_EXP CARE W HILLSBOROUGH		1	9	90%	10
CVS CT2210POCT RIVERSIDE		10			10
MOLECULAR PATHOLOGY LABORATORY			10	100%	10
MEDEXPRESS URGENT CARE - FAYETTEVILLE		8	2	20%	10
VASCONCELLO COHEN MD PA		9	1	10%	10
MIAMI COMPREHENSIVE MEDICINE GROUP PA		4	6	60%	10
JOHNS HOPKINS ALL CHILDRENS			10	100%	10
ANY LAB TEST NOW INC			10	100%	10
ALABAMA DEPARTMENT OF PUBLIC HEALTH		1	9	90%	10
MINUTECLINIC DIAGNOSTIC OF NORTH CAROLINA PC #5341		7	3	30%	10
CHILDREN'S HEALTHCARE OF ATLANTA/EGLESTON		10			10
MOSOLF PEDIATRICS			10	100%	10
KEY TRAINING CENTER			10	100%	10
MEDEXPRESS URGENT CARE-KATY		7	3	30%	10
CARESOUTH HHA HOLDINGS OF THE BAY AREA LLC□		10			10
GILCHRIST COUNTY FIRE DEPARTMENT		4	6	60%	10
FLORIDA CLINICAL LAB		1	9	90%	10
BELLE GLADES HEALTH CLINIC			10	100%	10
URGENT CARE CENTER AT PINNACLE		4	6	60%	10
ARCHBOLD MEMORIAL HOSPITAL/LAB		3	7	70%	10
DEPARTMENT OF HEALTH AND HUMAN SERVICES LANSING			10	100%	10
ONEIDA HEALTHCARE CENTER		8	2	20%	10
CBC LAB		3	7	70%	10
MAINSTREET FAMILY CARE			10	100%	10
IMMUNOGENOMICS LLC		6	4	40%	10
JACKSON CLINIC PA,THE		6	4	40%	10
NEUROSCIENCE AND SPINE ASSOCIATES, PL		8	2	20%	10
MINUTE CLINIC DIAG OF IND LLC #8674		10			10
LAKE BALDWIN CBOC		9	1	10%	10
Avalon Healthcare and Rehabilitation Center			10	100%	10
ORLANDO MEDICAL CENTER PL		1	9	90%	10
ILLINOIS DEPARTMENT OF PUBLIC HEALTH		2	8	80%	10
BROOKDALE PANAMA CITY		9	1	10%	10
VETERNANS ADMINISTRATION			10	100%	10
WALGREENS - STORE #9479		8	2	20%	10
COMMUNITY MEDICAL AND DENTAL CARE INC		10			10
DOH-TAMPA BRANCH LABORATORY (MLK BLVD)		4	6	60%	10
HCR MANORCARE		10			10
BROWARD HEALTH CARE			10	100%	10
WILLIAMSBURGH CHAI CARE		9	1	10%	10
GO PATH LABORATORIES			10	100%	10

COVID-19: testing by laboratory

Data through May 10, 2021 verified as of May 11, 2021 at 09:25 AM

Data in this report are provisional and subject to change.

The numbers in the table below represent the number of Florida and non-Florida residents for whom test results were received by the Department of Health. A person can be tested by more than one laboratory and can have both positive and negative results. **Therefore, the sum of the numbers in each column will be larger than the total number of people tested.**

Reporting lab	Inconclusive	Negative	Positive	Percent positive	Total
PLYMOUTH HARBOR INCORPORATED		9	1	10%	10
COMMUNITY HEALTH CENTER		2	8	80%	10
ISLAND COAST PEDIATRICS IN-HOUSE LAB		10			10
PALM BEACH CDH - DELRAY BEACH			10	100%	10
KR AT COLLEGE HARBOR		10			10
KEY WEST URGENT CARE, INC		3	7	70%	10
WHEELER LABORATORY		9	1	10%	10
DOMINICAN COLLEGE STUDENT HEALTH CENTE		8	2	20%	10
SAVANNAH MANOR ASSISTED LIVING COMMUNITY			10	100%	10
EMORY JOHNS CREEK HOSPITAL		10			10
DES PLAINES CLINICAL LAB		3	7	70%	10
IU HEALTH PATHOLOGY		1	9	90%	10
NOT INDICATED		1	9	90%	10
ALBANY MEDICAL CENTER		9	1	10%	10
ST JOSEPH'S HOSPITAL NORTH LABORATORY			10	100%	10
DAU ORTHODONTICS		9	1	10%	10
NORTHSIDE HOSPITAL ATLANTA		4	6	60%	10
PRORENATA LABS		2	8	80%	10
MINUTECLINIC DIAGNOSTIC OF OHIO #3407		9	1	10%	10
CHRISTUS ST VINCENT LABORATORY - ZIA		10			10
CARENOW URGENT CARE-MT JULIET		8	2	20%	10
CVS MA594POCT FALMOUTH		9	1	10%	10
MINUTECLINIC DIAGNOSTIC OF SC, LLC #7		8	2	20%	10
MEDEXPRESS URGENT CARE-PETERS TWP		9	1	10%	10
HIGH TOWER ALF LLC		9	1	10%	10
CVS IL8751POCT CHICAGO		10			10
NEW JERSEY DEPARTMENT OF HEALTH COMMUNICABLE DISEASE SERVICE		3	7	70%	10
SARASOTA PERSONAL MEDICINE		7	3	30%	10
CARENOW URGENT CARE - EAST NASHVILLE		8	2	20%	10
PBC PREMIER FAMILY HEALTH			10	100%	10
CVS NJ617POCT CEDAR GROVE		9	1	10%	10
CHEMISYS LABORATORIES		2	8	80%	10
CORONA PATHOLOGY		10			10
PALMS WEST HOSPITAL			10	100%	10
MEDEXPRESS URGENT CARE - WASHINGTON		8	2	20%	10
TENNESSEE DEPARTMENT OF HEALTH (TDH) - CENTRAL LABORATORY		2	8	80%	10
BEAUMONT LABORATORY			10	100%	10
WALK-IN MEDICAL CARE			10	100%	10
MEDICAL LABORATORY DIAGNOSTICS			10	100%	10
LONG ISLAND JEWISH FOREST HILLS HOSPITAL		10			10
ELLIS HOSPITAL LABORATORY		9	1	10%	10
MEDEX REGIONAL LABORATORIES LLC		1	9	90%	10
CVS DC1340POCT WASHINGTON		10			10
COLLIER BLVD HMA PHYSICIAN MANAGEMENT,, LLC			10	100%	10
BETTER AT HOME		10			10
SUPERIOR RESIDENCES OF CLERMONT		2	8	80%	10
CITY OF TALLAHASSEE		10			10

COVID-19: testing by laboratory

Data through May 10, 2021 verified as of May 11, 2021 at 09:25 AM

Data in this report are provisional and subject to change.

The numbers in the table below represent the number of Florida and non-Florida residents for whom test results were received by the Department of Health. A person can be tested by more than one laboratory and can have both positive and negative results. **Therefore, the sum of the numbers in each column will be larger than the total number of people tested.**

Reporting lab	Inconclusive	Negative	Positive	Percent positive	Total
MAINE DEPARTMENT OF HEALTH AND HUMAN SERVICES			10	100%	10
CVS CT1123POCT SOUTHBURY		10			10
NORTON HEALTHCARE			10	100%	10
MINUTE CLINIC INCORPORATE		10			10
NATURE COAST REGIONAL MEDICAL CENTER		1	9	90%	10
GLADES COUNTY DETENTION CENTER		1	9	90%	10
BLOOMIN BRANDS WELLNESS CENTER		9	1	10%	10
ARBORS OF GULF BREEZE, THE		8	2	20%	10
CVS NY549POCT RIDGEWOOD		7	3	30%	10
OKLAHOMA STATE DEPARTMENT OF HEALTH-PUBLIC HEALTH LABORATORY			10	100%	10
BERRYHILL MANOR		10			10
MEDEXPRESS URGENT CARE, JOHNSTOWN		9	1	10%	10
CVS TX7827POCT ROUND ROCK		10			10
FLEMING ISLAND CENTER FOR CLINICAL RESEARCH		10			10
RPC@HODGES		2	8	80%	10
VENICE GREEN VILLAGE		3	7	70%	10
HEART OF FLORIDA HEALTH CENTER INC		3	7	70%	10
CVS TX7151POCT HUMBLE		9	1	10%	10
ROSEMONT GARDENS INC		9	1	10%	10
WALGREENS #10972	1	9			10
EXCEL URGENT CARE OF PARAMUS LLC		10			10
LAWRENCE TECHNOLOGICAL UNIVERSITY		10			10
ST VINCENT'S CHILTON		7	2	22%	9
PUTNAM FAMILY CARE INC		3	6	67%	9
CHELSEA NYC LAB		9			9
MARINA ISLE ASSISTED LIVING		9			9
MEDEXPRESS URGENT CARE - RICHMOND, NINE MILE RD		8	1	11%	9
MANATEE COUNTY CENTRAL JAIL		9			9
Centrastate Medical Center		8	1	11%	9
REMISE OCCUPATIONAL HEALTH SOLUTIONS INC			9	100%	9
MEDICAL CENTER, THE		8	1	11%	9
PONTE VEDRA PLASTIC SURGERY		9			9
NORTHSHORE UNIVERSITY HEALTHSYSTEM EVANSTON HOSPITAL LAB			9	100%	9
SYNEXUS CLINICAL RESEARCH US INC		2	7	78%	9
MIDMICHIGAN MEDICAL CENTER			9	100%	9
UCARE			9	100%	9
MINUTECLINIC DIAGNOSTIC OF VIRGINIA, LLC #1656		9			9
CHAPTERS HEALTH HOSPICE		9			9
MINUTE CLINIC #8979		8	1	11%	9
DEPT OF VA MEDICAL CENTER - RICHMOND		8	1	11%	9
RANDOLPH DIABETES AND WELLNESS		8	1	11%	9
WINTER PARK INTERNAL MEDICINE MD PA		7	2	22%	9
CHILDREN'S HEALTH CENTER INC.		7	2	22%	9
MEDEXPRESS URGENT CARE - BATTLE CREEK		6	3	33%	9
HEALTH AND WELLNESS CENTER		1	8	89%	9
PENSACOLA CLUSTER			9	100%	9
WATERFORD AT CREEKSIDE, THE			9	100%	9

COVID-19: testing by laboratory

Data through May 10, 2021 verified as of May 11, 2021 at 09:25 AM

Data in this report are provisional and subject to change.

The numbers in the table below represent the number of Florida and non-Florida residents for whom test results were received by the Department of Health. A person can be tested by more than one laboratory and can have both positive and negative results. **Therefore, the sum of the numbers in each column will be larger than the total number of people tested.**

Reporting lab	Inconclusive	Negative	Positive	Percent positive	Total
CLEARWATER PEDIATRIC CARE		1	8	89%	9
MOULTRIE CREEK NURSING AND REHAB			9	100%	9
CVS MINUTE CLINIC DIAGNOSTIC OF NEW JERSEY		9			9
WINDSOR OF SAN PABLO, THE		6	3	33%	9
SUNCREST OMNI		9			9
MEDICANA NURSING AND REHAB CENTER			9	100%	9
FLORIDA MENTOR		7	2	22%	9
MINUTECLINIC #2860		6	3	33%	9
CVS NC3803POCT MOORESVILLE		8	1	11%	9
WELLSTAR WEST GEORGIA MEDICAL CENTER		8	1	11%	9
DISCOVERY VILLAGE AT STUART		5	4	44%	9
BUENA VIDA ESTATES			9	100%	9
OUR HOME AT BEACON HILL			9	100%	9
CVS MINUTE CLINIC DIAG OF IND LLC #5206		8	1	11%	9
FHPG_EXP CARE PALM HARBOR			9	100%	9
WINDSOR OF GAINESVILLE		9			9
WADSWORTH CENTER - DAVID AXELROD INSTITUTE		8	1	11%	9
CVS NC3319POCT CHARLOTTE		6	3	33%	9
HENDRY/GLADES COUNTY HEALTH DEPARTMENT		8	1	11%	9
CVS OH3476POCT TIPP CITY		8	1	11%	9
SUPREME LABORATORY			9	100%	9
SCOTTS PHARMACY		8	1	11%	9
GLEN FALLS HOSPITAL DEPARTMENT OF PATHOLOGY		8	1	11%	9
ENCOMPASS HOME HEALTH OF THE SOUTHEAST LLC		9			9
EAST SIDE CLINICAL LABORATORY		7	2	22%	9
PALM BAY URGENT CARE PL		1	8	89%	9
MEDEXPRESS URGENT CARE - SWANSEA, N ILLINOIS ST		8	1	11%	9
ORLANDO HEALTH PHYSICIAN GROUP INC		6	3	33%	9
KINDRED_AIMS		9			9
BEAUMONT EMERGENCY CENTER			9	100%	9
PATEL MEDICAL VENTURES		8	1	11%	9
MINUTECLINIC DIAGNOSTIC OF OHIO #4401		9			9
MINUTECLINIC DIAGNOSTIC OF TN PC #242		6	3	33%	9
NORTHSIDE HOSPITAL		2	7	78%	9
BRENNITY AT VERO BEACH, THE			9	100%	9
SEACOAST PATHOLOGY PROFESSIONAL ASSOC		9			9
BREVARD FAMILY WALK IN CLINIC			9	100%	9
FLORIDA CENTER FOR DERMATOLOGY LABORATORY			9	100%	9
INSPIRED LIVING AT PALM BAY		7	2	22%	9
BAYFRONT HEALTH ST PETERSBURG		8	1	11%	9
TRINITY PEDIATRICS			9	100%	9
ETHOS LABORATORIES		7	2	22%	9
HOME CARE PHARMACY OF PALM COAST INC		9			9
MAGNOLIA MANOR			9	100%	9
ACCESS CARE MEDICAL GROUP LLC		2	7	78%	9
DOCTORS HOSPITAL LAB MEDICAL OFFICE BUILDING			9	100%	9
MINUTECLINIC, LLC #09202		7	2	22%	9

COVID-19: testing by laboratory

Data through May 10, 2021 verified as of May 11, 2021 at 09:25 AM

Data in this report are provisional and subject to change.

The numbers in the table below represent the number of Florida and non-Florida residents for whom test results were received by the Department of Health. A person can be tested by more than one laboratory and can have both positive and negative results. **Therefore, the sum of the numbers in each column will be larger than the total number of people tested.**

Reporting lab	Inconclusive	Negative	Positive	Percent positive	Total
CORE OCCUPATIONAL RESOURCES, LLC		5	4	44%	9
VAIL VALLEY MEDICAL CENTER			9	100%	9
NITIN BAWA PROFESSIONAL ASSOCIATES			9	100%	9
NASSAU UNIVERSITY MEDICAL CENTER DEPT	8	1		11%	9
Sunset Lake Health and Rehabilitation Center	8	1		11%	9
MINUTE CLINIC, LLC #1434	8	1		11%	9
MINUTE CLINIC DIAGNOSTIC OF VIRGINIA, LLC #7543	7	2		22%	9
SOUTHEASTERN PEDIATRIC ASSOCIATES			9	100%	9
MINUTE CLINIC LLC #1448	8	1		11%	9
NEMOURS CHILDREN'S PRIMARY CARE VERO BEACH			9	100%	9
Consulate Health Care of Brandon	7	2		22%	9
MEDEXPRESS ELKINS	9				9
Chestnut Park Rehabilitation and Nursing Center	9				9
GCPM MANUAL MICROBIOLOGY	1	8		89%	9
WESTCHESTER GENERAL HOSPITAL BLOOD GAS LAB			9	100%	9
JOHN T MATHER MEMORIAL HOSPITAL LABORATORY	8	1		11%	9
ALLIANCE HEALTH AND REHABILITATION CENTER	9				9
CVS NC2313POCT RALEIGH	7	2		22%	9
DIXITKUMAR N MODI MD PA			9	100%	9
ROSECASTLE			9	100%	9
OMNI			9	100%	9
CVS MINUTE CLINIC DIAGNOSTIC OF KANSAS, PA	9				9
HARMONIOUS HOME HEALTH, LLC	9				9
MEDERI CARETENDERS VS OF SE FL LLC DBA	8	1		11%	9
MINUTECLINIC, LLC #03268	8	1		11%	9
WEST DADE PEDIATRICS			9	100%	9
FLORIDA HOSPITAL WINTER PARK	7	2		22%	9
SKR MEDICAL ADVISORS	9				9
PRIMARY CARE SPECIALISTS OF ORLANDO	8	1		11%	9
LOREY ALF	9				9
CHIEFLAND MEDICAL CENTER LLC			9	100%	9
ST. CLOUD PHARMACY AND WELLNESS CENTER	5	4		44%	9
COMPASS PROVIDENCE URGENT CARE LLLP			9	100%	9
CVS GA2841POCT LAWRENCEVILLE	9				9
MEDEXPRESS URGENT CARE - WILLIAMSPORT	8	1		11%	9
PEDIATRIC HEALTH CARE ALLIANCE			9	100%	9
CALIFORNIA DEPARTMENT OF PUBLIC HEALTH	3	6		67%	9
MINUTECLINIC MINUTECLINIC #4977	5	4		44%	9
URGENT TEAM - NASHVILLE	8	1		11%	9
MILLER COUNTY HOSPITAL	9				9
CVS PHARMACY NO 274	9				9
CVS TN7289POCT SIGNAL MOUNTAIN	9				9
ORLANDO FAMILY PHYSICIANS			9	100%	9
CVS PA4077POCT BELLE VERNON	9				9
CVS OH2342POCT WEST CHESTER	7	2		22%	9
CVS TX10016POCT PRINCETON	9				9
MINUTECLINIC DIAGNOSTIC OF NEVADA #87	4	5		56%	9

COVID-19: testing by laboratory

Data through May 10, 2021 verified as of May 11, 2021 at 09:25 AM

Data in this report are provisional and subject to change.

The numbers in the table below represent the number of Florida and non-Florida residents for whom test results were received by the Department of Health. A person can be tested by more than one laboratory and can have both positive and negative results. **Therefore, the sum of the numbers in each column will be larger than the total number of people tested.**

Reporting lab	Inconclusive	Negative	Positive	Percent positive	Total
JUPITER CLINIC			9	100%	9
MINUTECLINIC DIAGNOSTIC MED GRP OF CA		8	1	11%	9
SOMA MEDICAL CENTER MD PA #7 PEDIATRICS			9	100%	9
CAYUGA COUNTY HEALTH DEPARTMENT		8	1	11%	9
PRECISION GENETICS			9	100%	9
CITYMD		1	8	89%	9
CIAN DIAGNOSTICS			9	100%	9
NORTHWEST FLORIDA COMMUNITY HOSPITAL LABORATORY		8	1	11%	9
MINUTECLINIC DIAG OF IND LLC #8651		8	1	11%	9
MEDEXPRESS URGENT CARE - STAUNTON		5	4	44%	9
CVS NJ862POCT MARLBORO		8	1	11%	9
MINUTECLINIC DIAGNOSTIC OF NORTH CAROLINA PC #7054		6	3	33%	9
SV DIAGNOSTIC LAB			9	100%	9
CVS RI1717POCT 1 CVS DR			9	100%	9
BIRMINGHAM VAMC		5	4	44%	9
VETERANS AFFAIRS MEDICAL CENTER - OUTPATIENT			9	100%	9
HEALTHY MINORS PEDIATRIC URGENT CARE		7	2	22%	9
ADVENTHEALTH MEDICAL GROUP FAMILY AND INTERNAL		8	1	11%	9
MODMD LABORATORY		9			9
MOBILE RESPONSE DIAGNOSTICS LLC		8	1	11%	9
CVS CT1109POCT BETHEL		9			9
UHEALTH UNIVERSITY OF MIAMI			9	100%	9
MINUTECLINIC DIAGNOSTIC OF OHIO #7790		6	2	25%	8
MEDEXPRESS URGENT CARE - TARENTUM		6	2	25%	8
PHOEBE PUTNEY MEMORIAL HOSPITAL		8			8
MINUTE-CLINIC DIAGNOSTIC OF VIRGINIA, LLC #794		7	1	13%	8
MEDEXPRESS URGENT CARE, BUTLER		5	3	38%	8
SLOPESIDE LABS AND TESTING, LLC - THE HIDEOUT AT BUTTERMILK MOUNTAIN		8			8
CHIEFLAND MEDICAL CENTER		1	7	88%	8
CVS PA1074POCT KENNETT SQUARE		7	1	13%	8
MEDEXPRESS URGENT CARE - MIDLOTHIAN		7	1	13%	8
HERNANDO PASCO HOSPICE INC		7	1	13%	8
MINUTE CLINIC DIAGNOSTIC OF PENNSYLVANIA		8			8
WELLSTAR ATLANTA MEDICAL CENTER LABORA		7	1	13%	8
TRUE HEALTH		5	3	38%	8
CVS IL8747POCT CHICAGO		8			8
Florida Clinical Laboratory		1	7	88%	8
CVS MA507POCT LEOMINSTER		6	2	25%	8
INTERNAL MEDICINE AND AESTHETICS OF NAPLES LLC		8			8
DIAGNOSTIC CLINIC		7	1	13%	8
LAKE CONWAY URGENT CARE LLC		2	6	75%	8
INVESCLINIC US, LLC		8			8
LIFE CARE CITRUS COUNTY			8	100%	8
ST CHARLES HOSPITAL LABORATORY		8			8
MINUTECLINIC # 21110		6	2	25%	8
MINUTECLINIC DIAG OF IND, LLC #10190		7	1	13%	8
LAKELAND VOLUNTEERS IN MEDICINE INC		6	2	25%	8

COVID-19: testing by laboratory

Data through May 10, 2021 verified as of May 11, 2021 at 09:25 AM

Data in this report are provisional and subject to change.

The numbers in the table below represent the number of Florida and non-Florida residents for whom test results were received by the Department of Health. A person can be tested by more than one laboratory and can have both positive and negative results. **Therefore, the sum of the numbers in each column will be larger than the total number of people tested.**

Reporting lab	Inconclusive	Negative	Positive	Percent positive	Total
CVS KY4779POCT LOUISVILLE		6	2	25%	8
LAKE PEDIATRICS			8	100%	8
HACKENSACK UNIV MED CTR-PATHOLOGY DEPT		8			8
MEDEXPRESS URGENT CARE - YORK		5	3	38%	8
DOTHAN PEDIATRIC CLINIC			8	100%	8
LOVELACE MEDICAL CENTER		8			8
LAB UNKNOW		6	2	25%	8
BENEVA LAKES HEALTHCARE & REHAB CENTER			8	100%	8
KIS URGENT CARE			8	100%	8
CVS OH3458POCT BEAVERCREEK		8			8
NORTHERN DUTCHESS HOSPITAL LABORATORY		6	2	25%	8
EXECUTIVE MEDICAL SERVICES		8			8
MONROE URGENT CARE		7	1	13%	8
GENE STREET LABORATORIES, LLC		6	2	25%	8
THE WOLFF CENTER FOR CHILD & ADOLESCENT HEALTH			8	100%	8
FLORIDA DEPARTMENT OF HEALTH IN SARASOTA COUNTY		7	1	13%	8
CLAY PRIMARY & FAMILY CARE LLC			8	100%	8
WHITE SANDS OUTPATIENT SERVICES (WSOP SERVICES LLC		8			8
HOLY NAME MEDICAL CENTER	1	6	1	13%	8
MEDEXPRESS URGENT CARE - STATE COLLEGE		6	2	25%	8
TERRACINA LLC		2	6	75%	8
HARBORCHASE OF DR PHILLIPS		7	1	13%	8
DASCENA LABORATORY			8	100%	8
COMPASSION PEDIATRICS		3	5	63%	8
CVS CA9721POCT ARCADIA		8			8
MINUTECLINIC #2797		8			8
CVS IN6551POCT MOORESVILLE		7	1	13%	8
ADVANCED RESEARCH FOR HEALTH IMPROVEMENT		6	2	25%	8
PROVIDENCE LABORATORY SERVICES		8			8
EMBRY-RIDDLE AERONAUTICAL UNIVERSITY HEALTH			8	100%	8
CVS CT718POCT ANSONIA		8			8
SARAH LAWRENCE COLLEGE HEALTH SERVICES		8			8
New York Harbor Harbor HCS - Brooklyn Campus		7	1	13%	8
COMPASSION PEDIATRIC URGENT CARE LLC		2	6	75%	8
LONGWOOD FAMILY MEDICINE		2	6	75%	8
DR. PHILLIPS MEDICAL WELLNESS CENTER		4	4	50%	8
PHYSICIANS FOR CHILDREN			8	100%	8
MINUTECLINIC LLC #5010		7	1	13%	8
SURGOINSVILLE PHARMACY		8			8
EP LTC PHARMACY		6	2	25%	8
STATEN ISLAND CHAI CARE		7	1	13%	8
SANITAS LAUDERDALE LAKES			8	100%	8
MINUTECLINIC, LLC #05038		8			8
CVS GA7064POCT STOCKBRIDGE		8			8
DORAL URGENT CARE			8	100%	8
CVS TX8387POCT AUSTIN		8			8
MEDEXPRESS URGENT CARE - CLARKSBURG		7	1	13%	8

COVID-19: testing by laboratory

Data through May 10, 2021 verified as of May 11, 2021 at 09:25 AM

Data in this report are provisional and subject to change.

The numbers in the table below represent the number of Florida and non-Florida residents for whom test results were received by the Department of Health. A person can be tested by more than one laboratory and can have both positive and negative results. **Therefore, the sum of the numbers in each column will be larger than the total number of people tested.**

Reporting lab	Inconclusive	Negative	Positive	Percent positive	Total
DOH JACKSONVILLE CENTRAL LABORATORY		3	5	63%	8
LEMOYNE COLLEGE WELLNESS CENTER FOR		8			8
NORTHDAL REHABILITATION CENTER			8	100%	8
CIGNA ONSITE HEALTH LLC		2	6	75%	8
CAPRONA GROUP HOME		2	6	75%	8
FHMG_FM AND IM AVALON PARK		2	6	75%	8
MEDEXPRESS URGENT CARE MORGANTOWN		8			8
CONSULATE HEALTH CARE		7	1	13%	8
BARTON PARKER OD PC		8			8
PARTNERS PHARMACY OF FLORIDA LLC		8			8
GOLISANO CHILDREN'S HOSPITAL OF SOUTHWEST FLORIDA		6	2	25%	8
SYLVESTER AT PLANTATION LABORATORY		7	1	13%	8
PIEDMONT HENRY HOSPITAL, INC		8			8
GENEUS DIAGNOSTICS			8	100%	8
VENICE REGIONAL MEDICAL CENTER			8	100%	8
CVS PA2582POCT SPRINGFIELD		6	2	25%	8
CENTREX CLINICAL LABS INC		8			8
CVS NV9841POCT RENO		4	4	50%	8
CVS NC7057POCT SHELBY		6	2	25%	8
CVS SC2250POCT COLUMBIA		8			8
FOUNTAINVIEW BY FIVE STAR QUALITY CARE		7	1	13%	8
MARION OAKS ASSISTED LIVING		8			8
NOVADX		2	6	75%	8
MINUTECLINIC DIAGNOSTIC OF RHODE ISLAN		8			8
The Grand at Rome Nursing and Rehabilitation		8			8
PANCARE HEALTH - KATE SMITH ELEMENTARY		1	7	88%	8
Charles George VAMC		8			8
PUTNAM COUNTY EMERGENCY RESCUE SERVICE		5	3	38%	8
MINUTE-CLINIC DIAGNOSTIC OF VIRGINIA, LLC #3949		8			8
PALM BEACH COUNTY HEALTH DEPARTMENT LABORATORY			8	100%	8
CVS M08556POCT KANSAS CITY		7	1	13%	8
ALLEGRO - TAMPA	1	4	3	38%	8
NORTH PINELLAS CHILDRENS MEDICAL CENTER INC			8	100%	8
ALL CHILDREN'S HOSPITAL		1	7	88%	8
ST CLOUD PHYSICIAN MANAGMENT LLC		7	1	13%	8
CAREPOINT CLINIC		5	3	38%	8
MINUTECLINIC, LLC #03965		8			8
ATLANTIC CONSOLIDATED LABORATORY		8			8
CVS OH2543POCT CANFIELD		5	3	38%	8
GEISINGER MEDICAL CENTER		2	6	75%	8
PBC FOUND CARE INC			8	100%	8
PM PEDIATRICS OF BAYSIDE PLLC		8			8
CVS HEALTH, #1994		6	2	25%	8
FHCP-ORANGE CITY			8	100%	8
ENCOMPASS HEALTH REHABILITATION HOSPI		8			8
LEWIS COUNTY MANOR		8			8
DEPARTMENT OF HEALTH- CITRUS COUNTY		1	7	88%	8

COVID-19: testing by laboratory

Data through May 10, 2021 verified as of May 11, 2021 at 09:25 AM

Data in this report are provisional and subject to change.

The numbers in the table below represent the number of Florida and non-Florida residents for whom test results were received by the Department of Health. A person can be tested by more than one laboratory and can have both positive and negative results. **Therefore, the sum of the numbers in each column will be larger than the total number of people tested.**

Reporting lab	Inconclusive	Negative	Positive	Percent positive	Total
CREATIVE PHARMACY SOLUTIONS EAST		8			8
MAGNOLIA PEDIATRICS GROUP LLC			8	100%	8
ORMOND BEACH CENTRA CARE			8	100%	8
CELEBRATION PEDIATRICS PA			8	100%	8
MEDEXPRESS URGENT CARE - IRVING		8			8
HEALTHMARK REGIONAL HOSPITAL LAB		4	4	50%	8
DANIEL M LIBBY MD PLLC		8			8
X-GENE MOLECULAR LABS		1	7	88%	8
SUNSHINE STATE DIALYSIS			8	100%	8
GULF COAST PEDIATRICS OF SARASOTA PA		1	7	88%	8
MARTHA A PRICE MD PA		3	5	63%	8
THE READING HOSPITAL & MEDICAL CENTER			8	100%	8
MEDEXPRESS - WILMINGTON CONCORD PIKE		7	1	13%	8
NORTHEAST ALABAMA REGIONAL MEDICAL CENTER		5	3	38%	8
WELLIGENT		1	7	88%	8
CVS MD1881POCT DUNKIRK		8			8
Enterprise Health and Rehabilitation Center		8			8
FLORIDA HEART AND VASCULAR MULTISPECIALTY GROUP		8			8
OHIO DEPARTMENT OF HEALTH			8	100%	8
UNIVERSITY OF WASHINGTON MEDICAL CENTER			8	100%	8
Robert Wood Johnson University Hospital		6	2	25%	8
ST. JOSEPH HOSPITAL AND HEALTH CARE INC.			8	100%	8
CVS IN3975POCT JEFFERSONVILLE		5	3	38%	8
ALLINA HEALTH - ABBOTT NORTHWESTERN HOSPITAL		5	3	38%	8
CVS MD4371POCT OCEAN CITY		8			8
CARE ATC - CITY OF BOYNTON BEACH	1	2	5	63%	8
DOCTOR'S IN-HOUSE LAB/COMMUNITY HEALTH CENTERS OF PINELLAS – CLEARWATE			8	100%	8
CVS MA1022POCT CAMBRIDGE		8			8
CVS ME329POCT PORTLAND		8			8
Nashville Central Laboratory		8			8
WYOMING COUNTY COMMUNITY HOSPITAL LABORATORY		8			8
NEOGENOMICS LABORATORIES, INC		8			8
CVS NJ836POCT RUNNEMEDE		8			8
BLOOMING GARDENS OF CARE INC		8			8
JX REF LAB			8	100%	8
MEDEXPRESS URGENT CARE - GLENDALE		8			8
BEECHTREE MOLECULAR LAB LLC			8	100%	8
INTERNAL MEDICINE ASSOCIATES OF JACKSON HOSPITAL			8	100%	8
HUNTINGTON VILLAGE URGENT CARE		8			8
ADVENTHEALTH ORLANDO INTERNATIONAL AIRPORT			8	100%	8
APEX HOME HEALTH CARE		7	1	13%	8
CVS IN6713POCT BLOOMINGTON		8			8
TERENCE B MITCHELL MD, INC		4	4	50%	8
MINUTECLINIC, LLC #1796		7	1	13%	8
AFC/DOCTORS EXPRESS NORTH BERGEN		6	2	25%	8
COMPREHENSIVE CLINICAL RESEARCH, LLC			8	100%	8
MEDEXPRESS URGENT CARE-PASADENA		8			8

COVID-19: testing by laboratory

Data through May 10, 2021 verified as of May 11, 2021 at 09:25 AM

Data in this report are provisional and subject to change.

The numbers in the table below represent the number of Florida and non-Florida residents for whom test results were received by the Department of Health. A person can be tested by more than one laboratory and can have both positive and negative results. **Therefore, the sum of the numbers in each column will be larger than the total number of people tested.**

Reporting lab	Inconclusive	Negative	Positive	Percent positive	Total
PAUL GRECO MD CONCIERGE MEDICAL SERVICES PL		8			8
VERMONT DEPARTMENT OF HEALTH		1	7	88%	8
Baptist Village Retirement Communities		8			8
DOCTOR'S IN HOUSE LAB			8	100%	8
SEA LEVEL LABS			8	100%	8
ROBERT WOOD JOHNSON HOSPITAL		7	1	13%	8
MINUTE CLINIC DIAGNOSTIC OF MICHIGAN PC		8			8
BIOTECH PHARMACEUTICAL GROUP LLC			8	100%	8
OSWEGO HOSPITAL LABORATORY		7	1	13%	8
TRUSTBRIDGE			8	100%	8
MEDEXPRESS URGENT CARE - HOT SPRINGS		8			8
VENTURA HEALTH AND REHABILITATION CENTER		7	1	13%	8
ALACHUA COUNTY HEALTH DEPARTMENT		1	7	88%	8
BAPTIST OUTPATIENT			8	100%	8
URGENT TEAM - MUSCLE SHOALS		8			8
MEDEXPRESS URGENT CARE - MT LEBANON		5	3	38%	8
NORTHSIDE GWINNETT HOSPITAL		7	1	13%	8
CVS NC5591POCT STATESVILLE		7	1	13%	8
SOMA MEDICAL CENTER PA #3 GREENACRES			8	100%	8
MEDEXPRESS URGENT CARE - CULPEPER		8			8
MID-HUDSON VALLEY DIVISION OF WESTCHESTER MEDICAL		8			8
AIRCARE INTERNATIONAL		7	1	13%	8
NELSON BIOLOGICAL			7	100%	7
JUPITER ISLAND PUBLIC SAFETY		5	2	29%	7
CVS IN8669POCT INDIANAPOLIS		6	1	14%	7
NU WAVE MEDICAL CENTER			7	100%	7
MINUTECLINIC DIAGNOSTIC OF KENTUCKY		7			7
FLORIDA SCHOOL FOR THE DEAF AND THE BLIND			7	100%	7
WOMENS CARE FLORIDA LLC		5	2	29%	7
THE PALMS REHABILITATION AND HEALTHCARE CENTER		5	2	29%	7
YAZJI PEDIATRIC CARE LLC DBA TUKA PEDIATRICS			7	100%	7
Lenox on the Lake			7	100%	7
DOTHAN WEST FAMILY MEDICINE		5	2	29%	7
SOUTHEAST GEORGIA HEALTH SERVICES, LLC		7			7
ABBAY MANOR RETIREMENT RESIDENCE INC		7			7
SUPERIOR RESIDENCES AT CALA HILLS		7			7
CRESTWOOD MEDICAL CENTER		5	2	29%	7
LOUISIANA DEPT OF HEALTH			7	100%	7
LEPE'S HOUSE			7	100%	7
TESTD			7	100%	7
CVS TN4624POCT KNOXVILLE		6	1	14%	7
ST CHARLES BEND LABORATORY		6	1	14%	7
SHEEPSHEAD BAY URGENT CARE		7			7
NEW YORK PHYSICIANS LLP		7			7
MCR HEALTH LAWTON CHILES ADMINISTRATION STE A		1	6	86%	7
MEDEXPRESS URGENT CARE - EWING		7			7
Parkside Villa		7			7

COVID-19: testing by laboratory

Data through May 10, 2021 verified as of May 11, 2021 at 09:25 AM

Data in this report are provisional and subject to change.

The numbers in the table below represent the number of Florida and non-Florida residents for whom test results were received by the Department of Health. A person can be tested by more than one laboratory and can have both positive and negative results. **Therefore, the sum of the numbers in each column will be larger than the total number of people tested.**

Reporting lab	Inconclusive	Negative	Positive	Percent positive	Total
USCG ABBOTT BINAXNOW		5	2	29%	7
BELL-MINOR HOME		7			7
CVS NM8918POCT ALBUQUERQUE		7			7
LEE COUNTY HEALTH DEPARTMENT		4	3	43%	7
PURECARE PHARMACY		6	1	14%	7
CVS GA5622POCT DALLAS		5	2	29%	7
CVS MA1852POCT MEDWAY		7			7
HEALTH CARE LABORATORY SERVICES		1	6	86%	7
WEXFORD HEALTH SOURCES INC		7			7
ENTRUST IMMEDIATE CARE			7	100%	7
PARADISE VILLA ALF INCORPORATED		7			7
CVS SC5479POCT INDIAN LAND		6	1	14%	7
LIZS ADULT CARE		7			7
ADVENTHEALTH CELEBRATION EMPLOYEE CLINIC		7			7
NYU WINTHROP HOSPITAL PATHOLOGY		7			7
MEDEXPRESS URGENT CARE - HOLLINS		7			7
MIAMI BEACH COMMUNITY HEALTH CENTER INC			7	100%	7
BLACK STALLION WALK IN AND EXERCISE CLINICS LLC		4	3	43%	7
OCALA FAMILY MEDICAL CENTER		7			7
NEMOURS CHILDREN'S HOSPITAL			7	100%	7
TREASURE COAST INFECTIOUS DISEASE CONSULTANTS		4	3	43%	7
GAINESVILLE PEDIATRIC ASSOCIATES		1	6	86%	7
TIFT REGIONAL HLTH SYSTEM, INC DBA SOU		7			7
GRACE WELLNESS CENTER LLC		6	1	14%	7
MINUTECLINIC DIAGNOSTIC OF OHIO #6147		6	1	14%	7
MD NOW MEDICAL CENTER			7	100%	7
CVS PA5241POCT CHALFONT		7			7
HEARTLAND PEDIATRICS OF LAKE PLACID			7	100%	7
BALTIMORE CITY HEALTH DEPT COMMUNICABLE DISEASES AND EPIDEMIOLOGY			7	100%	7
PENINSULA CARE AND REHABILITATION CENTER			7	100%	7
DOCTOR'S IN-HOUSE LAB/COMMUNITY HEALTH CENTERS OF PINELLAS –PINELLAS P			7	100%	7
PENN MEDICINE PRINCETON MEDICAL CENTER		6	1	14%	7
CVS NJ715POCT WAYNE		7			7
CVS PHARMACY #8800		5	2	29%	7
MEDEXPRESS URGENT CARE-DUBOIS		7			7
MEDEXPRESS URGENT CARE - BLUEFIELD		6	1	14%	7
DOCTORS HOSPITAL OF AUGUSTA		7			7
CVS TN7698POCT KNOXVILLE		7			7
CVS MA299POCT WORCESTER		7			7
MED + URGENT MEDICAL CARE SERVICES		7			7
EXPICARE NURSING AGENCY, INC		5	2	29%	7
WATAUGA MEDICAL CENTER		4	3	43%	7
CVS AZ9210POCT SCOTTSDALE		7			7
SOUTH COM HEALTH CLINIC, DEPT. OF THE ARMY		7			7
Hiawatha Care Center		7			7
CVS TX8322POCT AUSTIN		7			7
FLORIDA CANCER SPECIALISTS & RESEARCH INSTITUTE		6	1	14%	7

COVID-19: testing by laboratory

Data through May 10, 2021 verified as of May 11, 2021 at 09:25 AM

Data in this report are provisional and subject to change.

The numbers in the table below represent the number of Florida and non-Florida residents for whom test results were received by the Department of Health. A person can be tested by more than one laboratory and can have both positive and negative results. **Therefore, the sum of the numbers in each column will be larger than the total number of people tested.**

Reporting lab	Inconclusive	Negative	Positive	Percent positive	Total
MEDEXPRESS URGENT CARE MURRYSVILLE		5	2	29%	7
LEVY COUNTY SHERRIF'S DEPT			7	100%	7
DIAGNOSTIC & MEDICAL SPECIALISTS OF GREENWICH		5	2	29%	7
CVS NC6402POCT DAVIDSON		4	3	43%	7
KEYSTONE PLACE AT NAPLES PRESERVE		4	3	43%	7
QUE		4	3	43%	7
CVS OH6123POCT CINCINNATI		5	2	29%	7
COVID TESTING LLC			7	100%	7
CVS CA8850POCT HUNTINGTON BEACH		6	1	14%	7
Rutgers Health Rwj University Hospital - Laboratory		4	3	43%	7
USCG SECTOR ST PETE		3	4	57%	7
FRESENIUS KIDNEY CARE FORT WALTON BEACH			7	100%	7
DELAWARE DEPARTMENT OF HEATH		6	1	14%	7
ADVENTHEALTH MEDICAL GROUP INTERNAL MEDICINE AT		2	5	71%	7
KENDALL REGIONAL MEDICAL CNTR			7	100%	7
CVS NC3853POCT BURLINGTON		5	2	29%	7
YORK HOSPITAL: MICROBIOLOGY			7	100%	7
CVS TX1104POCT ALLEN		6	1	14%	7
NORTH FLORIDA MEDICAL CENTERS INC		1	6	86%	7
LAKE CITY CORRECTIONAL FACILITY			7	100%	7
DIXIE COUNTY EMERGENCY SERVICES		1	6	86%	7
BETH ISRAEL DEACONESS MEDICAL CENTER			7	100%	7
EASTERN FLORIDA STATE COLLEGE - PALM BAY CAMPUS□			7	100%	7
KANSAS DEPARTMENT OF HEALTH		2	5	71%	7
MEDEXPRESS URGENT CARE PORT HURON		6	1	14%	7
MEDEXPRESS URGENT CARE-MUNCIE		7			7
CVS PA1296POCT DREXEL HILL		5	2	29%	7
Ocoee Health Care Center		7			7
ADVENT HEALTH APOPKA		3	4	57%	7
OCALA REGIONAL KIDNEY CENTER EAST		2	5	71%	7
BROOKDALE LAKE ORIENTA			7	100%	7
EL PARAISO HOME INC		7			7
DEPARTMENT OF HEALTH AND HUMAN SERVICES STATE OF NEW HAMPSHIRE			7	100%	7
CARENOW URGENT CARE-MADISON		7			7
NOVANT HEALTH INPATIENT CARE		2	5	71%	7
NORTHSIDE MEDICAL CENTER		7			7
CVS NJ837POCT MARLTON		7			7
CARESOUTH HHA HOLDINGS OF TALLAHASSEE LLC		7			7
MINUTECLINIC DIAGNOSTIC OF VIRGINIA, LLC		7			7
FLORIDA PREMIER MEDICAL CARE PA			7	100%	7
CVS PA813POCT RICHBORO		7			7
CVS NC5532POCT SUMMERFIELD		7			7
WILDLIGHT LAB			7	100%	7
APC PEDIATRICS			7	100%	7
MINUTECLINIC OF NEVADA-2955 S FT APACH		7			7
MINUTECLINIC, LLC #1452		7			7
IAN C BOYKIN MD		4	3	43%	7

COVID-19: testing by laboratory

Data through May 10, 2021 verified as of May 11, 2021 at 09:25 AM

Data in this report are provisional and subject to change.

The numbers in the table below represent the number of Florida and non-Florida residents for whom test results were received by the Department of Health. A person can be tested by more than one laboratory and can have both positive and negative results. **Therefore, the sum of the numbers in each column will be larger than the total number of people tested.**

Reporting lab	Inconclusive	Negative	Positive	Percent positive	Total
Thermopolis Rehabilitation Wellness		7			7
CVS OH3080POCT HUBER HEIGHTS		6	1	14%	7
DALLAS COUNTY HEALTH AND HUMAN SERVICES			7	100%	7
FLORIDA HOSPITAL APOPKA		6	1	14%	7
MINUTECLINIC DIAG OF IND, LLC #6648		5	2	29%	7
HELIX MEDICAL CENTERS		1	6	86%	7
PALM GARDEN OF SUN CITY			7	100%	7
GENTRY PARK ORLANDO ASSISTED LIVING		6	1	14%	7
FLORIDA HOSPITAL KISSIMMEE		4	3	43%	7
DOCTORS CLINICAL LABORATORY, INC		5	2	29%	7
MINUTECLINIC, LLC (CLINIC 10928)		7			7
CVS CA9103POCT ESCONDIDO		7			7
FAMILY MEDICINE MEDICAL DRIVE		7			7
SCHOOL OF PHARMACY AND PHARMACEUTICAL		7			7
LAKE NONA PEDIATRICS IN ASSOCIATION WITH NEMOURS		5	2	29%	7
VICTORIAN MANOR		2	5	71%	7
AVON PARK PEDIATRICS			7	100%	7
MAXHEALTH		5	2	29%	7
IRL MARKET LAB			7	100%	7
FLORIDA DIGESTIVE AND LIVER SPECIALIST		7			7
MINUTECLINIC DIAG OF IND LLC #6998		6	1	14%	7
OPTUM PRIMARY CARE - FOUNTAIN OAKS		3	4	57%	7
MINUTECLINIC MINUTECLINIC #921		6	1	14%	7
GALLUP INDIAN MEDICAL CENTER		7			7
MINUTE CLINIC LLC #1831		7			7
ST. LUCIE COUNTY HEALTH DEPARTMENT		5	2	29%	7
MANATEE PEDIATRICS			7	100%	7
WALGREENS #10264		7			7
INDIANA STATE DEPARTMENT OF HEALTH LABORATORIES			7	100%	7
BOONE DRUG & HEALTHCARE AT DEERFIELD			7	100%	7
PANCARE HEALTH - HOSFORD SCHOOL			7	100%	7
BROWNE MEDICAL LLC		5	2	29%	7
GUTHRIE CORNING HOSPITAL LABORATORY		7			7
COMPLETE FAMILY CARE, LLC/UNIVERSITY OF SAINT MARY		7			7
CARENOW URGENT CARE-SOUTHLAKE			7	100%	7
Bon Secours Place		6	1	14%	7
WALGREENS #09475		6	1	14%	7
MEDEXPRESS URGENT CARE-SCOTT TOWNSHIP		6	1	14%	7
SANFORD MOBILE LAB		1	6	86%	7
NON-US			7	100%	7
MINUTECLINIC DIAGNOSTICS OF IND LLC		4	3	43%	7
SOUTHEAST GEORGIA HEALTH SYSTEM, INC D		7			7
LAWTON CHILES HEALTH CENTER		1	6	86%	7
WALGREENS #07589		6	1	14%	7
GRACE REHABILITATION CENTER OF VERO BEACH		4	3	43%	7
MINUTECLINIC DIAG OF IND LLC #1138		6	1	14%	7
MINUTECLINIC DIAGNOSTIC OF OHIO #2964		7			7

COVID-19: testing by laboratory

Data through May 10, 2021 verified as of May 11, 2021 at 09:25 AM

Data in this report are provisional and subject to change.

The numbers in the table below represent the number of Florida and non-Florida residents for whom test results were received by the Department of Health. A person can be tested by more than one laboratory and can have both positive and negative results. **Therefore, the sum of the numbers in each column will be larger than the total number of people tested.**

Reporting lab	Inconclusive	Negative	Positive	Percent positive	Total
WALGREENS #03287		7			7
CVS PA2687POCT EXTON		7			7
ECLRS		2	5	71%	7
NEMOURS CHILDRENS, LAKE NONA			7	100%	7
CVS OH2518POCT COLUMBUS		6	1	14%	7
NYU WINTHROP LABORATORY		7			7
CVS TX4397POCT CYPRESS		7			7
COMMUNITY HEALTH CENTERS OF PINELLAS, INC		4	3	43%	7
LYNMOORE,THE		7			7
PEDIATRICS OF CENTRAL FLORIDA		5	2	29%	7
PEDIATRICS URGENT CARE, LLC			7	100%	7
MEDEXPRESS - COLLINSVILLE BELT LINE		5	2	29%	7
DEVANSH LAB WERKS		1	6	86%	7
RIVER OAKS TREATMENT CENTER			7	100%	7
PRIMBIO RESEARCH INSTITUTE LLC		7			7
WALGREENS #09304		5	2	29%	7
BAYCARE MEDICAL GROUP, INC		6	1	14%	7
MINUTECLINIC DIAGNOSTIC OF KANSAS PA		7			7
BRADENTON PHYSICIANS MEDICAL CENTER			7	100%	7
CVS SC4382POCT SPARTANBURG		7			7
CAMELLIA AT DEERWOOD		2	5	71%	7
HOLY GARDEN ALF, INC.		7			7
TRUE HEALTH DIAGNOSTICS		1	6	86%	7
GREENVILLE MEMORIAL HOSPITAL LAB			7	100%	7
PERSONAL PHYSICIAN CARE PA			7	100%	7
MEDEXPRESS URGENT CARE-NESHANNOCK TWP		6	1	14%	7
WAKEMED		1	5	83%	6
HOLLY HILL HOME INFUSION SERVICE		5	1	17%	6
PRINCETON BMC LABORATORY		6			6
WALGREENS SARASOTA		5	1	17%	6
UNILAB		2	4	67%	6
MIZELL MEMORIAL HOSPITAL			6	100%	6
LAKEVIEW TERRACE HOME HEALTH SERVICES LLC			6	100%	6
CENTRAL JERSEY URGENT CARE OF BROWN MI		6			6
LOS ALAMOS NATIONAL LABORATORY		6			6
LPG COCONUT POINT - FAMILY/ INTERNAL MEDICINE		6			6
MOUNT SINAI BROOKLYN LABORATORY		5	1	17%	6
TULLAHOMA HMA, LLC		5	1	17%	6
UF HEALTH PATHOLOGY LABORATORIES			6	100%	6
Advanced Care Center			6	100%	6
RURAL HEALTH CARE INC			6	100%	6
CHILDREN'S HOSPITAL OF PHILADELPHIA		5	1	17%	6
MINUTECLINIC, LLC #07876		5	1	17%	6
HEARTLAND HOME HEALTH CARE		6			6
JERSEY SHORE MEDICAL CENTER		6			6
LRHS Southeastern University		4	2	33%	6
UW MEDICINE VIROLOGY LAB			6	100%	6

COVID-19: testing by laboratory

Data through May 10, 2021 verified as of May 11, 2021 at 09:25 AM

Data in this report are provisional and subject to change.

The numbers in the table below represent the number of Florida and non-Florida residents for whom test results were received by the Department of Health. A person can be tested by more than one laboratory and can have both positive and negative results. **Therefore, the sum of the numbers in each column will be larger than the total number of people tested.**

Reporting lab	Inconclusive	Negative	Positive	Percent positive	Total
FIFTH AVENUE PEDIATRICS		3	3	50%	6
RIVERVIEW ALF OPERATOR LLC		1	5	83%	6
ATLANTIC COMMUNITY HIGH SCHOOL		5	1	17%	6
NORTH FLORIDA PEDIATRICS JASPER			6	100%	6
MINUTECLINIC 7196		5	1	17%	6
CVS MA447POCT NORTHAMPTON		4	2	33%	6
WIREGRASS MEDICAL CENTER			6	100%	6
REDMED OF CROSSTOWN		3	3	50%	6
MEDEXPRESS - NEWARK		6			6
ANTHONY-BROWN PHARMACY		6			6
DELAWARE PUBLIC HEALTH LABORATORY		2	4	67%	6
BAYCARE ALLIANT HOSPITAL			6	100%	6
TALLAHASSEE MEMORIAL HEALTHCARE			6	100%	6
PRESBYTERIAN HOME		6			6
SANTOS REHABILITATION CENTER INC			6	100%	6
ADVENTHEALTH MEDICALGROUP PEDIATRICS AT ORLANDO		6			6
STARMED FAMILY & URGENT CARE			6	100%	6
CVS MINUTE CLINIC DIAGNOSTIC MED GRP OF CAL		5	1	17%	6
CVS MO5655POCT LIBERTY		3	3	50%	6
DISCOVERY VILLAGE AT DEERWOOD			6	100%	6
MEDEXPRESS URGENT CARE - PRINCETON		5	1	17%	6
MINUTECLINIC, DIAGNOSTIC OF TEXAS, LLC		6			6
RANDOLPH COUNTY HEALTH & REHABILITATIO		6			6
DEPARTMENT OF HEALTH AND HUMAN SERVICES DIVISION OF BEHAVIORAL HEALTH		1	5	83%	6
MEDEXPRESS URGENT CARE - WEIRTON		6			6
MINUTECLINIC LLC (2335)		5	1	17%	6
CVS MA1845POCT WILMINGTON		5	1	17%	6
FAMILY CARE MEDICAL CENTER			6	100%	6
CVS MINUTE CLINIC DIAGNOSTIC OF TEXAS		5	1	17%	6
CVS IN6572POCT INDIANAPOLIS		6			6
MINUTECLINIC, LLC #1431		5	1	17%	6
CVS PA1379POCT LANSDALE		5	1	17%	6
CVS MA957POCT WEST SPRINGFIELD		6			6
PLEASANTVILLE OF SEBASTIAN LLC□			6	100%	6
QUICK CARE MED WALK IN AND URGENT CARE			6	100%	6
XPRESS URGENT CARE LLC		6			6
CVS AZ33POCT TEMPE		6			6
COMPUNET CLINICAL LAB			6	100%	6
QUATRACOR PLLC		6			6
ENIGMA DIAGNOSTIC, INC.			6	100%	6
MARIANNA CBOC		6			6
PRINCIPLE HOSPICE SERVICE, LLC		1	5	83%	6
CAPITAL HEALTH PLAN LABORATORIES			6	100%	6
CVS MD1515POCT LEONARDTOWN		4	2	33%	6
MEDEXPRESS URGENT CARE - LEDGEWOOD		5	1	17%	6
RADEAS			6	100%	6
FLORIDA HEALTHCARE OF ORLANDO		1	5	83%	6

COVID-19: testing by laboratory

Data through May 10, 2021 verified as of May 11, 2021 at 09:25 AM

Data in this report are provisional and subject to change.

The numbers in the table below represent the number of Florida and non-Florida residents for whom test results were received by the Department of Health. A person can be tested by more than one laboratory and can have both positive and negative results. **Therefore, the sum of the numbers in each column will be larger than the total number of people tested.**

Reporting lab	Inconclusive	Negative	Positive	Percent positive	Total
CVS PA2688POCT COLLEGEVILLE		6			6
PUBLIC HEALTH LAB		6			6
MEDEXPRESS URGENT CARE, CHAMBERSBURG		5	1	17%	6
COVID RAPID LABS		1	5	83%	6
FLORIDA WOMAN CARE LABORATORY			6	100%	6
MEDEXPRESS URGENT CARE - ELM GROVE		5	1	17%	6
ASCENSION ST VINCENT'S CLAY COUNTY			6	100%	6
MEDEXPRESS URGENT CARE - NORTH LITTLE		5	1	17%	6
ST VINCENTS AMBULATORY CARE INC		3	3	50%	6
GUTHRIE MEDICAL GROUP LABORATORIES		6			6
Army Residence Community		5	1	17%	6
ADVENT HEALTH MEDICAL GROUP		5	1	17%	6
MINUTECLINIC DIAGNOSTIC OF WISCONSIN, LLC		5	1	17%	6
FLORIDA MEDICAL CLINIC -INTERNAL MED DADE CITY			6	100%	6
VALSPAR CHAMPIONSHIP		6			6
CVS TN6414POCT SMYRNA		4	2	33%	6
SOUTHERN CORRECTIONAL MEDICINE LLC		6			6
MANATEE MEMORIAL HOSPITAL CLINICAL LABORATORY			6	100%	6
CVS SC5550POCT CLOVER		5	1	17%	6
AARK LABORATORY		6			6
RIVER CITY PRIMARY AND URGENT CARE			6	100%	6
ADVANCED URGENT CARE OF MARATHON		1	5	83%	6
MEDEXPRESS URGENT CARE PLEASANT HILLS		5	1	17%	6
TAMIAMI LAB MILLENIUM			6	100%	6
NORTHPORT MEDICAL CENTER LAB		6			6
SAINT PETER'S UNIVERSITY HOSPITAL		6			6
MEDEXPRESS URGENT CARE-HERSHEY		5	1	17%	6
CVS NH6596POCT HAMPTON		6			6
ELITE MD GROUP INC		2	4	67%	6
BOCA VIPEDIATRICS			6	100%	6
PELICAN LANDING		1	5	83%	6
MAXCARE CLINIC			6	100%	6
CENTRAL FLORIDA PRIMARY CARE			6	100%	6
Englewood Health Care Center		6			6
NORTHSIDE HOSPITAL- CHEROKEE		5	1	17%	6
PENN NURSING CENTER		6			6
CVS MA1095POCT AMHERST		5	1	17%	6
LUMADOC HEALTH		4	2	33%	6
Kroger 673 - The Little Clinic Dallas		5	1	17%	6
CVS MA2172POCT NORTH GRAFTON		6			6
MINUTECLINIC DIAGNOSTIC OF OHIO #6139		6			6
CVS TX7825POCT FRISCO		5	1	17%	6
OVIEDO CHILDRENS HEALTH CENTER LLC		1	5	83%	6
BROOKDALE CLERMONT			6	100%	6
CVS TX7821POCT LEAGUE CITY		6			6
Edward Hines, Jr. VA Hospital		5	1	17%	6
PANCARE HEALTH - ALTHA PUBLIC			6	100%	6

COVID-19: testing by laboratory

Data through May 10, 2021 verified as of May 11, 2021 at 09:25 AM

Data in this report are provisional and subject to change.

The numbers in the table below represent the number of Florida and non-Florida residents for whom test results were received by the Department of Health. A person can be tested by more than one laboratory and can have both positive and negative results. **Therefore, the sum of the numbers in each column will be larger than the total number of people tested.**

Reporting lab	Inconclusive	Negative	Positive	Percent positive	Total
ST LUKES HOSPITAL LABORATORY		2	4	67%	6
MINUTECLINIC, LLC #07852		5	1	17%	6
FIRST COAST CARDIOVASCULAR INSTITUTE PA			6	100%	6
BROWARD COUNTY HEALTH DEPT.			6	100%	6
CVS TX2263POCT SAN ANTONIO		6			6
ELITE MEDICAL CENTER		1	5	83%	6
CVS MA2401POCT MARSHFIELD		5	1	17%	6
CVS OH3393POCT AURORA		5	1	17%	6
KIDS CORNER PEDIATRICS PLLC		5	1	17%	6
MEDEXPRESS URGENT CARE - MBURG COMMONS		5	1	17%	6
BOYKIN		6			6
MORRIS HALL/ST JOSEPH NURSING CENTER		6			6
URGENT CARE HOUSECALLS PA		5	1	17%	6
UT MEMPHIS UNIVERSITY HEALTH SERVICES			6	100%	6
ADVENTHEALTH CAR CENTER APOPKA			6	100%	6
NORTH OKALOOSA CLINIC CORP		3	3	50%	6
SIGNATURE URGENT CARE			6	100%	6
CVS IL1170POCT JOLIET		6			6
MEDEXPRESS URGENT CARE - WAXAHACHIE, N HIGHWAY 77		4	2	33%	6
UPMC HEALTH SYSTEM		4	2	33%	6
QUALITY MEDICAL CARE			6	100%	6
ARLINGTON OF NAPLES		6			6
CVS OH10893POCT PARMA		3	3	50%	6
BROWARD TRANSITIONAL CENTER			6	100%	6
CVS TX10140POCT THE WOODLANDS		5	1	17%	6
MEDEXPRESS URGENT CARE - HUNTINGTON WE		6			6
OCHSNER MEDICAL CENTER			6	100%	6
DOCTORS OFFICE OF NEW JERSEY		6			6
FLEET LANDING			6	100%	6
MCKENZIE-WILLAMETTE MEDICAL CENTER LAB		6			6
CELAL GUROL ERBAY, MD			6	100%	6
CVS MI8049POCT WATERFORD		5	1	17%	6
MERCY COLLEGE HEALTH OFFICE		6			6
IVY ROSEN MD PLLC		6			6
TEXAS MEDCLINIC			6	100%	6
WELLMED AT FORT PIERCE		4	2	33%	6
MARSHALL MEDICAL CENTER SOUTH LAB		5	1	17%	6
GENTLE MEDICINE ASSOCIATES / DR. REGINE BATAILLE		6			6
ST BARNABAS HOSPITAL		6			6
PATHGROUP LABS, LLC		4	2	33%	6
MINUTECLINIC DIAGNOSTIC OF TN PC #442		4	2	33%	6
Northwell Lab		2	4	67%	6
AMERICAN EAGLE LEESBURG AL LLC DBA VISTA LAKE			6	100%	6
SARASOTA IMMEDIATE CARE			6	100%	6
HUNTERS CREEK PEDIATRICS		6			6
MINUTECLINIC LLC #5041		2	4	67%	6
CVS CT750POCT ENFIELD		6			6

COVID-19: testing by laboratory

Data through May 10, 2021 verified as of May 11, 2021 at 09:25 AM

Data in this report are provisional and subject to change.

The numbers in the table below represent the number of Florida and non-Florida residents for whom test results were received by the Department of Health. A person can be tested by more than one laboratory and can have both positive and negative results. **Therefore, the sum of the numbers in each column will be larger than the total number of people tested.**

Reporting lab	Inconclusive	Negative	Positive	Percent positive	Total
PHYSICIANS URGENT CARE BERRY FARMS		4	2	33%	6
MEDEXPRESS URGENT CARE SHADYSIDE		5	1	17%	6
ALL4KIDZ PEDIATRICS LLC		3	3	50%	6
JOSEF SCHENKER, MD, PC		6			6
MERCY URGENT CARE			6	100%	6
CITIZENS BAPTIST MEDICAL CENTERS LAB		5	1	17%	6
CVS SC4122POCT TAYLORS		6			6
WG WINDSOR WOODS SH LLC		6			6
MEDICAL CENTER AT OCEAN REEF		1	5	83%	6
PALMETTO HEALTH ALLIANCE		3	3	50%	6
DAVISON HEALTH CENTER WESLEYAN UNIVERS		6			6
UNIVERISTY OF MIAMI			6	100%	6
OURMED		5	1	17%	6
UNILAB OF DADE INC			6	100%	6
PROGRESS PHARMACY INC		1	5	83%	6
CVS PA10034POCT PITTSBURGH		6			6
SOUTHEASTERN DERMATOLOGY GROUP PA		5	1	17%	6
UT SOUTHWESTERN MEDICAL CENTER			6	100%	6
CDRX INFUSION			6	100%	6
GENEVA GENERAL HOSPITAL LABORATORY		4	2	33%	6
HELIX KH UC		1	5	83%	6
MEDEXPRESS URGENT CARE-PITTSFIELD		6			6
MEDEXPRESS URGEN CARE - EAST BRUNSWICK		6			6
MINUTECLINIC MINUTECLINIC #3665		6			6
CVS NJ2815POCT E BRUNSWICK		4	2	33%	6
MIAMI RESCUE MISSION CLINIC INC			6	100%	6
CVS NV2928POCT LAS VEGAS		6			6
HENDRY REGIONAL CONVENIENT CARE CENTER			6	100%	6
SALINE CARE NURSING & REHABILITATION CENTER		6			6
Wilkes-Barre VAMC		6			6
The Oaks of Clearwater		6			6
WALGREENS # 04440		5	1	17%	6
BAYSHORE POINTE NURSING AND REHAB CENTER			6	100%	6
CONCENTRA			6	100%	6
MINUTECLINIC DIAG OF IND LLC #6840		6			6
SOUTHERN OCEAN MEDICAL CENTER		6			6
PARADIGM LABORATORIES			6	100%	6
PEACE OF MIND REHAB CENTER		6			6
TIMBER CREEK PEDIATRICS		6			6
CVS OK6225POCT EDMOND		6			6
RHEA MEDICAL CENTER		6			6
CAREWELL 301 - WARWICK			6	100%	6
ALLEGRO FLEMING ISLAND		1	5	83%	6
FLORIDA MEDICAL SPECIALISTS		2	4	67%	6
FLORIDA DEPARTMENT OF HEALTH IN MIAMI DADE COUNTY		5	1	17%	6
PR HEALTH		1	5	83%	6
ABSOLUTE HEALTH		5	1	17%	6

COVID-19: testing by laboratory

Data through May 10, 2021 verified as of May 11, 2021 at 09:25 AM

Data in this report are provisional and subject to change.

The numbers in the table below represent the number of Florida and non-Florida residents for whom test results were received by the Department of Health. A person can be tested by more than one laboratory and can have both positive and negative results. **Therefore, the sum of the numbers in each column will be larger than the total number of people tested.**

Reporting lab	Inconclusive	Negative	Positive	Percent positive	Total
FAMILY TREE PRIMARY CARE		5	1	17%	6
MEDEXPRESS URGENT CARE - VINELAND S MA		6			6
Kennedy University Hospital		5	1	17%	6
CVS NE8615POCT LINCOLN		5	1	17%	6
LEHIGH REGIONAL MEDICAL CENTER LABORATORY		3	3	50%	6
VILLAGES HEALTH, THE		4	2	33%	6
RAPID MEDLAB (004MO)		5	1	17%	6
ADVENT HEALTH - TUSKAWILLA		4	2	33%	6
ARC POINT LABS OF AUSTIN NORTH			6	100%	6
ORLANDO HEALTH PHYSICIAN GROUP			6	100%	6
AMERICAN MEDICAL RESPONSE - DENVER		3	3	50%	6
PREMIER FAMILY HEALTH PA			6	100%	6
EXPRESS CARE OF TAMPA BAY		5	1	17%	6
APALACHEE CENTER INC		4	2	33%	6
PALM HARBOR DERMATOLOGY		4	2	33%	6
CVS CA9823POCT SACRAMENTO		6			6
Mitchell Hollingsworth Nursing and Rehab		6			6
CURATIVE CARE CENTER INC		1	5	83%	6
GENESIS FAMILY PRACTICE		3	3	50%	6
CVS IL5797POCT CAROL STREAM		6			6
CVS IN5696POCT FORT WAYNE		6			6
CLINICAL CARE ASSOCIATES			6	100%	6
THE WINDSOR OF OCALA		2	4	67%	6
CVS NATIONAL HARBOR MD2297714CV		6			6
MEDEXPRESS URGENT CARE - KOKOMO		6			6
POWERS PEDIATRICS			6	100%	6
BNR PHARMACY INC		6			6
FLORIDA DEPARTMENT OF HEALTH SEMINOLE COUNTY		1	5	83%	6
Oakwood - North Baldwins Center for Living		6			6
CVS IN6654POCT INDIANAPOLIS		5	1	17%	6
CVS MO10053POCT SAINT PETERS		6			6
VIERA PEDIATRICS		1	5	83%	6
MEDEXPRESS URGENT CARE - LOGAN		6			6
BETHESDA COMMUNITY HEALTH CENTER			6	100%	6
Madison Health & Rehabilitation		6			6
AMERICAN HEALTH ASSOC. LABORATORY SOUTH		4	2	33%	6
PROHEALTH MED		1	5	83%	6
CARE CENTER OF LAKE PLACID		1	4	80%	5
PHOEBE SUMTER MEDICAL CENTER LABORATORY		4	1	20%	5
PEDIATRICS OF ALTAMONTE		5			5
COOPER HOSPITAL/UNIVERSITY MEDICAL		5			5
FELICIDAD MEDICAL CENTER INC			5	100%	5
LIVING WATERS MEDICAL CENTER			5	100%	5
CARENOW URGENT CARE - CENTRAL AUSTIN		1	4	80%	5
FLORIDA HOSPITAL LAKE MARY		5			5
LEVY COUNTY DEPT. OF PUBLIC SAFETY		2	3	60%	5
ADVANCED HEART CARE OF SOUTH FLORIDA		5			5

COVID-19: testing by laboratory

Data through May 10, 2021 verified as of May 11, 2021 at 09:25 AM

Data in this report are provisional and subject to change.

The numbers in the table below represent the number of Florida and non-Florida residents for whom test results were received by the Department of Health. A person can be tested by more than one laboratory and can have both positive and negative results. **Therefore, the sum of the numbers in each column will be larger than the total number of people tested.**

Reporting lab	Inconclusive	Negative	Positive	Percent positive	Total
URGENT CARE OF ERWIN		5			5
HAWTHORNE HEALTH AND REHABILITATION			5	100%	5
Hillspring of Springboro		5			5
WELL HEALTH WORKS, LLC - THE GARDEN THEATER		5			5
MEDEXPRESS URGENT CARE FOX CHAPEL		5			5
MONROE COUNTY DEPT OF PUBLIC HEALTH ST		5			5
KINGSTON RESIDENCE OF MARION		5			5
QUINTON MEMORIAL HEALTH CARE CENTER		5			5
CVS NC2771POCT CLAYTON		4	1	20%	5
MIDDLEBURG VA CBOC		4	1	20%	5
CVS AZ9290POCT PHOENIX		4	1	20%	5
RUSSELL SAGE COLLEGE WELLNESS CENTER		5			5
MIAMI MEDICAL CONSULTANT PA			5	100%	5
CITRUS HEALTH NETWORK INC		2	3	60%	5
AEL KNOXVILLE			5	100%	5
NORTH DADE NURSING AND REHABILITATION CENTER			5	100%	5
MINUTECLINIC DIAGNOSTIC OF NEVADA-9586		4	1	20%	5
CLINICAL PATHOLOGY LABORATORIES			5	100%	5
Kroger 099 - The Little Clinic Fort Collins		5			5
AHC Decatur County		5			5
BUEN PASTOR MEDICAL CENTER, INC			5	100%	5
ELEVATION HEALTH LABORATORY		5			5
MASSASHUSETTS STATE LAB INSTITUTE		2	3	60%	5
CLEVELAND CLINIC MARTIN HEALTH NURSING & RESTORATIVE		5			5
CVS TX5877POCT PEARLAND		5			5
MEDEXPRESS URGENT CARE - WALDORF, CRAIN HWY		5			5
TANNER MEDICAL CENTER LABORATORY		4	1	20%	5
Lake Mary Health and Rehabilitation Center		1	4	80%	5
CVS SC2269POCT COLUMBIA		4	1	20%	5
PATIENT FIRST - ALLENTOWN			5	100%	5
CANDLER HOSPITAL PATHOLOGY LABORATORY		3	2	40%	5
PATIENT FIRST			5	100%	5
REHABILITATION CENTER AT JUPITER GARDENS		5			5
CVS MA394POCT SEEKONK		5			5
CYPRESS CREEK MEDICAL CENTER			5	100%	5
GOOD SAMARITAN HOSPITAL		3	2	40%	5
BOROPARK URGENT CARE		4	1	20%	5
EASTCHESTER PEDIATRIC MEDICAL GROUP		5			5
Oceanside Health & Rehabilitation Center		5			5
MEDEXPRESS URGENT CARE- ALLISON PARK		3	2	40%	5
RAS MEDICAL SOLUTIONS, LLC		4	1	20%	5
MINUTECLINIC DIAGNOSTIC OF VIRGINIA, LLC #1980		3	2	40%	5
CVS NV408817POCT LAS VEGAS		1	4	80%	5
KINGSWAY MEDICAL CENTER INC		2	3	60%	5
MONTEFIORE MEDICAL CENTER LABS MONTEFIORE		4	1	20%	5
SAN DIEGO COUNTY PUBLIC HEALTH LAB			5	100%	5
FLORIDA PRIMARY & SPECIALTY CARE		5			5

COVID-19: testing by laboratory

Data through May 10, 2021 verified as of May 11, 2021 at 09:25 AM

Data in this report are provisional and subject to change.

The numbers in the table below represent the number of Florida and non-Florida residents for whom test results were received by the Department of Health. A person can be tested by more than one laboratory and can have both positive and negative results. **Therefore, the sum of the numbers in each column will be larger than the total number of people tested.**

Reporting lab	Inconclusive	Negative	Positive	Percent positive	Total
OPTUMCARE FLORIDA, LLC		3	2	40%	5
CHAMPLAIN VALLEY PHYSICIANS HOSPITAL		3	2	40%	5
WILSON PEDIATRICS			5	100%	5
BLUETAIL MEDICAL GROUP, LLC		4	1	20%	5
OMNICARE PHARMACY OFTEXAS 1, LP DBA OMNICARE		5			5
RIO PINAR HEALTH CARE			5	100%	5
UNIVERSITY OF MIAMI / SCCC RESEARCH LABORATORY			5	100%	5
PRL NYC PANDEMIC RESPONSE LAB			5	100%	5
FLORIDA PRIMARY CARE AND SPORTS MEDICINE INC		2	3	60%	5
NIBHA MEDIRATTA MD PL			5	100%	5
CLINICAL ASSOCIATES OF ORLANDO LLC		5			5
MEDEXPRESS URGENT CARE - CHERRY HILL		5			5
PBSO HEALTH AND WELLNESS CENTER		1	4	80%	5
WELLSTAR DOUGLAS HOSPITAL LABORATORY		5			5
QUEST DIAGNOSTICS PSC		1	4	80%	5
MINUTECLINIC, LLC #7139		5			5
CLINICAL CARE INC			5	100%	5
MINIUTECLINIC DIAG OF IND, LLC #6553		5			5
ADVANCED PEDIATRICS OF BOCA LLC			5	100%	5
MEDEXPRESS URGENT CARE- COLUMBIA HEIGH		5			5
MINUTECLINIC DIAGNOSTIC MED GRP OF SAN		4	1	20%	5
LAKEVIEW HEALTHCARE SYSTEM LLC			5	100%	5
MEDICAL UNIVERSITY SC HOSPITAL			5	100%	5
MEDEXPRESS URGENT CARE - MOUNTAIN HOME		4	1	20%	5
SOUTH FLORIDA RESEARCH ORGANIZATION			5	100%	5
PREMIER PEDIATRICS		1	4	80%	5
MEDICAL CENTER OF BLOUNTSTOWN			5	100%	5
Wynfield Park Health and Rehabilitation		5			5
AHF PUBLIC HEALTH LABORATORY			5	100%	5
INNOVATIVE COVID-DIVERSEY			5	100%	5
AKRON GENERAL MEDICAL CENTER MAIN		5			5
MINUTECLINIC DIAGNOSTIC OF PENNSYLVAN		4	1	20%	5
MEDHELP 280		5			5
SEASIDE MANOR			5	100%	5
MID - FLORIDA PATHOLOGY LLC		1	4	80%	5
PIEDMONT HOSPITAL LAB			5	100%	5
LABS PLUS LLC		5			5
IPSUM DIAGNOSTICS LLC		5			5
WINCHESTER MEDICAL CENTER			5	100%	5
HILLSBOROUGH COUNTY HEALTH DEPARTMENT			5	100%	5
UNIVERISTY OF MEMPHIS ATHLETIC TRAINI		5			5
GOPATH LABORATORIES			5	100%	5
ARKANSAS DEPARTMENT OF HEALTH			5	100%	5
PREMIER MEDICAL LABORATORY	1	2	2	40%	5
PM PEDIATRICS OF SELDEN		3	2	40%	5
URGENT TEAM MANAGEMENT OF TENNESSEE, L		4	1	20%	5
CVS IL7017POCT BLOOMINGTON		5			5

COVID-19: testing by laboratory

Data through May 10, 2021 verified as of May 11, 2021 at 09:25 AM

Data in this report are provisional and subject to change.

The numbers in the table below represent the number of Florida and non-Florida residents for whom test results were received by the Department of Health. A person can be tested by more than one laboratory and can have both positive and negative results. **Therefore, the sum of the numbers in each column will be larger than the total number of people tested.**

Reporting lab	Inconclusive	Negative	Positive	Percent positive	Total
ENT AND ALLERGY ASSOCIATES OF FLORIDA, LLC			5	100%	5
SAFETY HARBOR SENIOR LIVING			5	100%	5
PHYSICIANS IMMEDIATE CARE ELGIN			5	100%	5
SCIENCE CARE			5	100%	5
PIEDMONT NEWNAN HOSPITAL		4	1	20%	5
PEDIATRIC URGENT HEALTH CARE			5	100%	5
UNC HOSPITAL/MCLENDON CLINICAL LABORATORIES			5	100%	5
Kroger 449 - The Little Clinic Mountain Park		4	1	20%	5
CVS OH3329POCT LAKEWOOD		5			5
CVS PA258POCT MCKEES ROCKS		5			5
PUTNAM HOSPITAL CENTER LABORATORY		5			5
MINUTECLINIC DIAG OF IND, LLC #8645		5			5
ST LUCIE COUNTY HEALTH DEPARTMENT		4	1	20%	5
FRESENIUS KIDNEY CARE SOUTH ORLANDO			5	100%	5
MD ANDERSON CANCER CENTER DI BAY AREA			5	100%	5
DICKSON MEDICAL ASSOCIATES PC PATH LAB		4	1	20%	5
MINUTECLINIC DIAG OF IND, LLC #6483		3	2	40%	5
BAPTIST HEALTH - TOWN CENTER			5	100%	5
BROOKDALE NEW PORT RICHEY			5	100%	5
FLORIDA CLINICAL LABORATORY - BIOREFERENCE LABORATORIES		2	3	60%	5
MEDEXPRESS URGENT CARE - BRIDGEVILLE		5			5
THE DOCTORS CENTER HEALTHCARE-SOUTHSIDE		1	4	80%	5
UCF STUDENT HEALTH SERVICES LABORATORY		2	3	60%	5
WALGREENS# 00323		5			5
WOMACK ARMY MEDICAL CENTER			5	100%	5
HUNT CLUB MEDICAL CARE			5	100%	5
FLORIDA HEALTH CARE PLANS STIRLING CENTER			5	100%	5
NEW YORK STATE DEPARTMENT OF HEALTH			5	100%	5
CVS AZ10150POCT PHOENIX		4	1	20%	5
CVS IN7653POCT EVANSVILLE		4	1	20%	5
APOLLO GARDENS RETIREMENT RESIDENCE CARE		5			5
ELITE CARE			5	100%	5
CFP PHYSICIANS GROUP			5	100%	5
NOVANT HEALTH UVA		2	3	60%	5
DELTONA VA CBOC		4	1	20%	5
CVS PA1657POCT YORK		4	1	20%	5
MEDEXPRESS URGENT CARE - DANVILLE		5			5
GULF COAST VETERANS HCS PANAMA CITY OPC		5			5
MONTCLAIR STATE UNIV/HLTH & WELLNESS		5			5
MD NOW MEDICAL CENTER INC			5	100%	5
CVS GA2279POCT SUWANEE		5			5
CARNEGIE HILL PEDIATRICS LLP		4	1	20%	5
MEDEXPRESS URGENT CARE - SOUTH PARKERSBURG		5			5
MIAMI CANCER INSTITUTE			5	100%	5
Samuel S. Stratton VAMC		5			5
FLAGLER HEALTH SERVICES INC			5	100%	5
PHYSICIANS QUALITY CARE			5	100%	5

COVID-19: testing by laboratory

Data through May 10, 2021 verified as of May 11, 2021 at 09:25 AM

Data in this report are provisional and subject to change.

The numbers in the table below represent the number of Florida and non-Florida residents for whom test results were received by the Department of Health. A person can be tested by more than one laboratory and can have both positive and negative results. **Therefore, the sum of the numbers in each column will be larger than the total number of people tested.**

Reporting lab	Inconclusive	Negative	Positive	Percent positive	Total
Birchaven		5			5
KETTERING HEALTH			5	100%	5
DOCS URGENT CARE		1	4	80%	5
TAMPA FAMILY HEALTH CENTER		1	4	80%	5
JOSEPH SCHENKER MD PC		5			5
INVERNESS FAMILY CARE HIGH RISK PLLC			5	100%	5
ST JOHNS BIOMEDICAL LAB		5			5
WILLOW CREEK RETIREMENT CENTER		5			5
ST JOSEPHS HOSPITAL PATHOLOGY LAB		4	1	20%	5
CARENOW URGENT CARE - WINTER SPRINGS		4	1	20%	5
WASHINGTON STATE DEPARTMENT OF HEALTH PUBLIC HEALTH LABORATORIES			5	100%	5
EXCEL URGENT CARE OF NJ, LLC		3	2	40%	5
PUTNAM COUNTY PUBLIC HEALTH UNIT		5			5
ATLANTIC SURGERY CENTER OF JACKSONVILLE BEACH		5			5
THE LITTLE CLINIC			5	100%	5
CAREHERE LCS- EUSTIS			5	100%	5
MEDEXPRESS URGENT CARE - SUMMERSVILLE, WEBSTER RD		5			5
HELIX URGENT CARE			5	100%	5
OCCMED SOLUTIONS		2	3	60%	5
WHITE WILSON MEDICAL CENTER - FWB		1	4	80%	5
WYOMING PUBLIC HEALTH LAB			5	100%	5
EAST BANK HOSPITAL - UNIVERSITY OF MINNESOTA MEDICAL CENTER			5	100%	5
EASTSIDE MEDICAL CENTER		5			5
NAVAL MEDICAL CENTER			5	100%	5
JACKSON SOUTH COMMUNITY HOSPITAL LAB			5	100%	5
ADVENTHEALTH GORDON		4	1	20%	5
THONOTOSASSA COMMUNITY HEALTH CENTER		1	4	80%	5
SPRINGHILL SENIOR RESIDENCE		5			5
WOODHULL MEDICAL AND MENTAL HEALTH CTR		5			5
MINUTECLINIC DIAG OF IND, LLC #6910		5			5
WESTMINSTER SHORES			5	100%	5
CVS SC1540POCT MYRTLE BEACH		4	1	20%	5
HELIX DIAGNOSTIX		2	3	60%	5
DIAGNOSTECHS		4	1	20%	5
MINNESOTA DEPARTMENT OF HEALTH PUBLIC HEALTH LABORATORY DIVISION	1		4	80%	5
KEYSTONE REHABILITATION AND HEALTH CENTER		1	4	80%	5
FLORIDA DEPARTMENT OF HEALTH - INVERNESS		3	2	40%	5
VEIL VALLEY MEDICAL CENTER			5	100%	5
THE RETREAT AT PORT ORANGE			5	100%	5
MEDEXPRESS URGENT CARE - BECKLEY		3	2	40%	5
IVY CREEK URGENT CARE OF ENTERPRISE			5	100%	5
LAFAYETTE NURSING AND REHAB			5	100%	5
SOUTH BEND MEDICAL FOUNDATION			5	100%	5
VA PRIMARY CARE ANNEX			5	100%	5
WEST PACIFIC MEDICAL LABORATORY			5	100%	5
ATLANTA PLUS URGENT CARE			5	100%	5
Arbors at Marietta		5			5

COVID-19: testing by laboratory

Data through May 10, 2021 verified as of May 11, 2021 at 09:25 AM

Data in this report are provisional and subject to change.

The numbers in the table below represent the number of Florida and non-Florida residents for whom test results were received by the Department of Health. A person can be tested by more than one laboratory and can have both positive and negative results. **Therefore, the sum of the numbers in each column will be larger than the total number of people tested.**

Reporting lab	Inconclusive	Negative	Positive	Percent positive	Total
FRESENIUS MEDICAL CARE			5	100%	5
BIOTECH CLINICAL LABORATORY			5	100%	5
CARL R DARNALL ARMY MEDICAL CENTER			5	100%	5
URGENT MED INC		3	2	40%	5
COPELAND MEDICAL CLINIC		3	2	40%	5
OLEAN GENERAL HOSPITAL		5			5
MEDEXPRESS URGENT CARE - BECKLEY CROSS		4	1	20%	5
JOE DIMAGGIO CHILDREN'S HOSPITAL		1	4	80%	5
PRECISION DIAGNOSTICS INC - NJ		5			5
ManorCare Rehabilitation Center- Decatur		5			5
NORTHWOOD UNIVERSITY-BENNETT SPORTS CENTER		5			5
REGIONAL MEDICAL CENTER BAYONET POINT			5	100%	5
LPG PEDIATRICS AT CAPE CORAL		5			5
PALM BEACH DIGESTIVE ASSOCIATES			5	100%	5
ADERHOLT MEDICAL, LLC		5			5
MEDEXPRESS - NEW CASTLE, DUPONT HWY		4	1	20%	5
CAPE COD HOSPITAL			5	100%	5
JOHN T MACKAY MD			5	100%	5
MID FLORIDA HEALTH INC			5	100%	5
FORSYTH HOUSE			5	100%	5
AUGUSTA HEALTH			5	100%	5
GARDENS PEDIATRICS			5	100%	5
FRANCES WARDE MEDICAL LABORATORY		2	3	60%	5
WATERTOWN URGENT CARE PLLC		5			5
SUTTER TRACY COMMUNITY HOSPITAL			5	100%	5
RURAL/METRO MIDSOUTH,		5			5
XRL SXF REF LAB		5			5
ELDER ALTERNATIVES INC		3	2	40%	5
HEALTHCARE NETWORK OF SOUTHWEST FLORIDA			5	100%	5
LAKE COUNTY DETENTION CENTER		3	2	40%	5
AMI ST FRANCIS HOSPITAL LABORATORY		4	1	20%	5
Walker BaptistMedCtr		4	1	20%	5
PIEDMONT FAYETTE HOSPITAL		3	2	40%	5
FAMILY TREE DNA			5	100%	5
ALLIANCE FOR MULTISPECIALTY RESEARCH		5			5
STVHCS - Dental Outpatient Clinic		5			5
LABCORP UNSPECIFIED		5			5
CVS IN6757POCT COLUMBUS		5			5
SOUTHEAST GEORGIA PHYSICIAN ASSOCIATES		4	1	20%	5
BEACH HOUSE		5			5
WASHINGTON COLLEGE HEALTH SERVICES		5			5
LabCorp of America			5	100%	5
EAST CENTRAL FLORIDA OUT PATIENT IMAGING			5	100%	5
UNIVERSITY OF CHICAGO MEDICAL CENTER LAB			5	100%	5
BAPTIST HOSPITAL EMPLOYEE HEALTH OFF			5	100%	5
MARION COUNTY FIRE RESCUE		3	2	40%	5
INFECTION CONTROL/ EMPHEALTH		3	2	40%	5

COVID-19: testing by laboratory

Data through May 10, 2021 verified as of May 11, 2021 at 09:25 AM

Data in this report are provisional and subject to change.

The numbers in the table below represent the number of Florida and non-Florida residents for whom test results were received by the Department of Health. A person can be tested by more than one laboratory and can have both positive and negative results. **Therefore, the sum of the numbers in each column will be larger than the total number of people tested.**

Reporting lab	Inconclusive	Negative	Positive	Percent positive	Total
METHODIST HEALTHCARE UNIVERSITY HOSPIT		5			5
Life Care Center of Estero			5	100%	5
MED EXPRESS URGENT CARE PC - MARYLAND		4	1	20%	5
BAYSHORE LABORATORY		4	1	20%	5
CVS KY2332POCT GEORGETOWN		4	1	20%	5
MINUTECLINIC LLC #3351			5	100%	5
DAVENPORT PEDIATRICS PA		1	4	80%	5
FHPG FAMILY MEDICAL CENTER OF TAMPA BAY		1	4	80%	5
CVS MA929POCT FRANKLIN		5			5
PEDIATRICS OF CENTRAL FLORIDA – POINCIANA		3	2	40%	5
COVENANT COLLEGE HEALTH SERVICES		5			5
CELERION			5	100%	5
CVS IL8750POCT CHICAGO		3	2	40%	5
THE UNIVERSITY OF VERMONT MEDICAL CENTER		4	1	20%	5
CULLMAN REGIONAL URGENT CARE		4	1	20%	5
NORTH SHORE HEMATOLOGY-ONCOLOGY ASSOCIATES, PC		5			5
EGL GENETICS DIAGNOSTICS			5	100%	5
ALPHADERA LABS, LLC			5	100%	5
THE CLINIC OF PEDIATRICS & GI MEDICINE, INC			5	100%	5
GENTLE HANDS MOBILE PHLEBOTOMY			5	100%	5
IMMERSION RESIDENTIAL LLC			5	100%	5
STEUBEN COUNTY PUBLIC HEALTH		5			5
FALLSBURG CHAI		5			5
TANNER MEDICAL CENTER EAST AL		5			5
SKYLINE UROLOGY		5			5
Louis Stokes Cleveland VA - Midtown Dialysis Center		5			5
MEDEXPRESS URGENT CARE PENNSVILLE		3	2	40%	5
PATIENT FIRST - LEESBURG			5	100%	5
TMH PHYSICIAN PARTNERS SOUTHWOOD		1	4	80%	5
MEDEXPRESS URGENT CARE - WILKES BARRE		4	1	20%	5
ADVENTHEALTH MEDICAL GROUP PEDIATRICS		2	3	60%	5
DEPARTMENT OF PATHOLOGY ROME MEMORIAL		3	2	40%	5
MENORAH MANOR			5	100%	5
CVS CA9606POCT TEMECULA		5			5
SONATA VERO BEACH		5			5
CONCENTRA - ORLANDO SOUTH II		4	1	20%	5
COMMONS AT ORLANDO LUTHERAN TOWERS SNF			5	100%	5
CVS NC7548POCT FUQUAY VARINA		4	1	20%	5
PINECREST PEDIATRICS GROUP LLC			5	100%	5
INTERNAL MEDICINE & PRIMARY CARE ASSOCIATES, PLC			5	100%	5
MEDEXPRESS URGENT CARE - FREDERICK		5			5
MORGAN STANLEY HEALTH CENTER		5			5
CVS GA5637POCT VILLA RICA		5			5
RELIANT IMMUNE DIAGNOSTICS			5	100%	5
INDIAN RIVER PRIMARY CARE PA		5			5
NORTHERN MICHIGAN UNIVERSITY ATHLETICS		5			5
MINUTECLINIC DIAGNOSTIC OF PENNSYLVANIA, LLD #1545		5			5

COVID-19: testing by laboratory

Data through May 10, 2021 verified as of May 11, 2021 at 09:25 AM

Data in this report are provisional and subject to change.

The numbers in the table below represent the number of Florida and non-Florida residents for whom test results were received by the Department of Health. A person can be tested by more than one laboratory and can have both positive and negative results. **Therefore, the sum of the numbers in each column will be larger than the total number of people tested.**

Reporting lab	Inconclusive	Negative	Positive	Percent positive	Total
REELFOOT FAMILY WALK IN CLINIC		4	1	20%	5
QUENTIN N BURDICK MEMORIAL HEALTH CARE		5			5
FOUNDCARE, INC			5	100%	5
BRIGHAM AND WOMEN'S HOSPITAL		1	4	80%	5
RUSH UNIVERSITY MEDICAL CENTER LABORATORY			5	100%	5
URGENT CARE COASTAL GA			5	100%	5
Rosedale Green		5			5
JUPITER ISLAND MEDICAL CLINIC INC		5			5
AMAVIDA		5			5
THE DOCTOR'S OFFICE OF WEST CALDWELL		5			5
LIFEPLUS HEALTHCARE GROUP INC		5			5
PRECISION LABS LLC		2	3	60%	5
MEDEXPRESS URGENT CARE LAVALE		5			5
CVS CA9963POCT SAN DIEGO		5			5
GIEBEIG FAMILY MEDICINE PA			5	100%	5
ALVARO J DANGOND MD PA		4	1	20%	5
NATURE COAST PRIMARY CARE LAB LLC		1	4	80%	5
SIENA COLLEGE SPORTS MEDICINE CENTER		5			5
BOND & STEELE CLINIC PA D/B/A BOND CLINIC PA		5			5
ST JOSEPHS BEHAVIORAL HEALTH CENTER			5	100%	5
MINUTECLINIC DIAGNOSTIC OF MICHIGAN, P		5			5
CVS IL4778POCT EVANSTON		5			5
SJH			5	100%	5
FINLAY		1	4	80%	5
SOUTH FLORIDA FAMILY HEALTH & RESEARCH CTR			5	100%	5
FARRIOR FACIAL PLASTIC SURGERY		5			5
CLINICAL LABORATORIES OF THE BUFFALO		4	1	20%	5
COLUMBIA MEMORIAL HOSPITAL LABORATORY		5			5
MINUTECLINIC DIAGNOSTIC MED GRP OF ORA		4	1	20%	5
MEDEXPRESS URGENT CARE MARTINSBURG		3	2	40%	5
WELLMED AT APOLLO BEACH BLVD		3	2	40%	5
CVS OH6149POCT UPPER ARLINGTON		2	3	60%	5
GRADY MEMORIAL HOSPITAL/MICRO			5	100%	5
MEDEXPRESS URGENT CARE HUNTINGTON		5			5
Loretto Health and Rehabilitation Center		4			4
FLORIDA DEPARTMENT OF HEALTH (FDOH)		2	2	50%	4
HILLVIEW LABORATORY			4	100%	4
MARK HOANG MD PA			4	100%	4
MONTANA DEPARTMENT OF PUBLIC HEALTH & HUMAN SERVICES			4	100%	4
CVS MA915POCT BEVERLY		2	2	50%	4
ST. MARY'S HOSPITAL			4	100%	4
CENTRAL FLORIDA INTERNAL OCCUPATIONAL AND		4			4
Metro West Nursing and Rehab			4	100%	4
TAVARES VA COMMUNITY OUTPATIENT CLINIC		4			4
GILCHRIST COUNTY HEALTH DEPT			4	100%	4
CVS AZ5026POCT MESA		4			4
MINUTECLINIC DIAGNOSTIC OF PA LLC		4			4

COVID-19: testing by laboratory

Data through May 10, 2021 verified as of May 11, 2021 at 09:25 AM

Data in this report are provisional and subject to change.

The numbers in the table below represent the number of Florida and non-Florida residents for whom test results were received by the Department of Health. A person can be tested by more than one laboratory and can have both positive and negative results. **Therefore, the sum of the numbers in each column will be larger than the total number of people tested.**

Reporting lab	Inconclusive	Negative	Positive	Percent positive	Total
BIOTEST PLASMA CENTER		4			4
ANY LAB TEST FAST CORP		3	1	25%	4
LIFEHOPE LABS			4	100%	4
FLORIDA MEDICAL CENTER		1	3	75%	4
CHILDREN'S MEDICAL GROUP		4			4
CVS HEALTH, #5962		4			4
DEPARTMENT OF HEALTH/ NEW YORK			4	100%	4
BAPTIST HOSPITAL NURSING/PATIENT CARE			4	100%	4
WINDER NURSING INC DBA WINDER HEALTH CARE		4			4
UF HEALTH PATHOLOGY LABORATORIES			4	100%	4
COLONIAL MEDICAL CENTER-EAST ORLANDO			4	100%	4
GASTROENTEROLOGY ASSOC OF PENSACOLA, PA		2	2	50%	4
MINUTE CLINIC DIAGNOSTIC OF VIRGINIA, LLC #6292		3	1	25%	4
CVS CA9803POCT RIVERSIDE		4			4
Harbor House		4			4
COVID PROCESSING SITE			4	100%	4
CORIZON HEALTH INC			4	100%	4
FAMILY MEDICAL CLINIC HOMESTEAD, LLC			4	100%	4
JFK INTERNAL MEDICINE FACULTY PRACTICE		2	2	50%	4
MANORCARE HEALTH SERVICES			4	100%	4
CONSOLIDATED LABORATORY SERVICES			4	100%	4
PREMIER PEDIATRICS LLC			4	100%	4
SONIC REFERENCE LABORATORY			4	100%	4
VA SALT LAKE CITY HCS		4			4
VITAL CARE URGENT CARE			4	100%	4
CVS OH6164POCT DELAWARE		4			4
Kroger 186 - The Little Clinic Holiday Manor		3	1	25%	4
CVS IN6555POCT BROWNSBURG		4			4
BETHPAGE MEDICAL PLLC		4			4
FAMILY MEDICINE AT WATERMAN		4			4
University Plaza Rehabilitation and Nursing			4	100%	4
SANFORD SOUTH UNIVERSITY		4			4
MEDAC AT PORTERS NECK			4	100%	4
MYKIDZMD PEDIATRICS PLLC		4			4
ARCPOINT LABS OF FORT LAUDERDALE, FL CENTRAL		1	3	75%	4
NYC PUBLIC HEALTH LABS			4	100%	4
MEDEXPRESS URGENT CARE-ARLINGTON		3	1	25%	4
COMMUNITY PHYSICIANS OF NORTH PORT PA			4	100%	4
NOT GIVEN		1	3	75%	4
15 TO KNOW			4	100%	4
CARTERSVILLE MEDICAL CENTER		1	3	75%	4
CVS NV8784POCT LAS VEGAS		3	1	25%	4
MEDEXPRESS URGENT CARE - WEXFORD		4			4
MINUTECLINIC, LLC #5707		4			4
ADVENTHEALTH NEW SMYRNA BEACH COMMUNITY HEALTH			4	100%	4
John L. McClellan Memorial Veterans Hospital		4			4
HOME DOCS		2	2	50%	4

COVID-19: testing by laboratory

Data through May 10, 2021 verified as of May 11, 2021 at 09:25 AM

Data in this report are provisional and subject to change.

The numbers in the table below represent the number of Florida and non-Florida residents for whom test results were received by the Department of Health. A person can be tested by more than one laboratory and can have both positive and negative results. **Therefore, the sum of the numbers in each column will be larger than the total number of people tested.**

Reporting lab	Inconclusive	Negative	Positive	Percent positive	Total
CVS OH6167POCT ASHLAND		4			4
BRANDON REGIONAL EMERGENCY CTR			4	100%	4
FLORIDA CANCER SPECIALISTS AND RESEARCH		2	2	50%	4
CVS OH4301POCT NORTHFIELD		4			4
MEDEXPRESS URGENT CARE, FAIRMONT		4			4
Georgiana Health and Rehabilitation, LLC		4			4
CVS OH2381POCT LEWIS CENTER		4			4
ASPEN VALLEY HOSPITAL			4	100%	4
MINUTECLINIC DIAG OF IND, LLC #6472		4			4
Willowbrooke Court at Country House		4			4
PENINSULA REGIONAL MED CTR LAB			4	100%	4
VA OUTPATIENT PHARMACY			4	100%	4
INTERMARKET FACILITY			4	100%	4
CVS CA9492POCT YORBA LINDA		4			4
DEBORAH HEART AND LUNG CENTER		4			4
Kennedy University Hospital -Wash Twp L		4			4
CORTLAND REGIONAL MEDICAL CENTER		4			4
WHITE EARTH IHS MAIN LAB		4			4
Kroger 339 - The Little Clinic Highlands - Bardstown Road		4			4
MEDICINE SHOPPE #1306 THE		3	1	25%	4
AFC URGENT CARE GUNBARREL			4	100%	4
WOMEN'S CARE FLORIDA, LLC		4			4
Eldorado Rehab & Healthcare		4			4
WELLSTREET BUCKHEAD SOUTH		3	1	25%	4
Oak Creek Terrace		4			4
MEDNOW URGENT CARE		3	1	25%	4
NDX-CORE LAB			4	100%	4
HELIX BIOMEDICS LLC			4	100%	4
KAISER PERMANENTE REGIONAL LAB		4			4
ADMERA HEALTH			4	100%	4
ASCENSION ST VINCENT'S MEDICAL CENTER		3	1	25%	4
WALGREENS # 09788		4			4
HAVEN CUSTEAD CARE CENTER		1	3	75%	4
JERSEY IRISH MEDICAL (DBA AFC URGENT C		3	1	25%	4
FCHC (OB)-DARWIN SQUARE CTR.			4	100%	4
CULLMAN REGIONAL MEDICAL CENTER		3	1	25%	4
CVS MA217POCT TEWKSBURY		3	1	25%	4
MEDEXPRESS URGENT CARE, LANCASTER WEST		2	2	50%	4
PINELLAS POINT NURSING AND REHAB			4	100%	4
MEMORIAL HEALTHCARE SYSTEM		1	3	75%	4
MINUTECLINIC DIAGNOSTIC OF OHIO #5060		4			4
MEDEXPRESS URGENT CARE - RUNNEMEDE		2	2	50%	4
UNIVERSITY OF MIAMI HOSPITALS & CLINIC			4	100%	4
HCR ManorCare Greentree		4			4
Northport VAMC		4			4
INDUSTRY LAB DIAGNOSTIC PARTNERS			4	100%	4
CAREWELL URGENT CARE			4	100%	4

COVID-19: testing by laboratory

Data through May 10, 2021 verified as of May 11, 2021 at 09:25 AM

Data in this report are provisional and subject to change.

The numbers in the table below represent the number of Florida and non-Florida residents for whom test results were received by the Department of Health. A person can be tested by more than one laboratory and can have both positive and negative results. **Therefore, the sum of the numbers in each column will be larger than the total number of people tested.**

Reporting lab	Inconclusive	Negative	Positive	Percent positive	Total
MASSENA HOSPITAL LABORATORY		4			4
WILLIAM S MIDDLETON MEMORIAL VET HOSP		4			4
HAWAII DEPARTMENT OF HEALTH			4	100%	4
SOUTHWESTERN REGIONAL MEDICAL CENTER - TULSA		4			4
INTERMOUNTAIN HEALTHCARE CENTRAL LABORATORY			4	100%	4
UAB URGENT CARE CLINIC			4	100%	4
DYNACARE LABORATORIES			4	100%	4
LIFE CARE HOME HEALTH SERVICES LLC		1	3	75%	4
DERMATOLOGY SPECIALISTS OF FL - DR. JON WARD			4	100%	4
MEDEXPRESS URGENT CARE CHICOPEE		3	1	25%	4
CARENOW-LEBANON		2	2	50%	4
CHILDREN'S HEALTHCARE OF ATLANTA		4			4
BETHESDA HOSPITAL WEST BLOOD GAS LAB			4	100%	4
Smoky Mountain Nursing and Rehabilitation Center		4			4
STEAMBOAT EMERGENCY CENTER			4	100%	4
FASTMED URGENT CARE			4	100%	4
COOK HOSPITAL AND CARE CENTER		3	1	25%	4
CVS PA10825POCT PLYMOUTH MEETING		4			4
WE CARE - CARNIVAL CRUISELINE		4			4
ENGLE CENTER FOR HEALTH SERVICES		4			4
SUMNER REGIONAL MEDICAL CENTER		3	1	25%	4
COVENIENT CARE MEDICAL CLINIC			4	100%	4
MD NOW URGENT CARE - DELRAY WEST			4	100%	4
BAYLOR ESOTERIC AND MOLECULAR LAB			4	100%	4
HEARTLAND - CHARLESTON OF HANAHAN SC,		4			4
MEDEXPRESS URGENT CARE - TULSA, S YALE AVE		4			4
CVS CA8872POCT ALISO VIEJO		4			4
INDIAN RIVER SHERIFF OFFICE		4			4
ST. LUKE'S HOSPITAL - BETHLEHEM CAMPUS		1	3	75%	4
Medilodge of Alpena		4			4
SOUTHEASTERN REGIONAL MEDICAL CENTER			4	100%	4
SINAI POST ACUTE NURSING AND REHAB CE		4			4
CAPTAIN JAMES A. LOVELL FEDERAL HEALTHCARE CENTER			4	100%	4
CVS MA920POCT CLINTON		4			4
REFUGE A HEALING PLACE, THE			4	100%	4
CANOPY PEDIATRICS		4			4
NOVANT HEALTH PRESBYTERIAN		2	2	50%	4
CVS CA9145POCT SANTEE		3	1	25%	4
DR. G'S URGENT CARE			4	100%	4
Heartland of Boynton Beach			4	100%	4
LOUISIANA DEPT. OF HEALTH AND HOSPITALS-INFECTIOUS DISEASE EPI SECTION			4	100%	4
CAPITAL HEALTH LABORATORY INC			4	100%	4
MINUTECLINIC DIAGNOSTIC OF NH, LLC (CL		3	1	25%	4
LABQ CLINICAL DIAGNOSTICS		4			4
MEDEXPRESS URGENT CARE - ANDERSON		4			4
NAVAL HOSPITAL CAMP PENDLETON			4	100%	4
MIAMI COMMUNITY HEALTH CENTER INC		1	3	75%	4

COVID-19: testing by laboratory

Data through May 10, 2021 verified as of May 11, 2021 at 09:25 AM

Data in this report are provisional and subject to change.

The numbers in the table below represent the number of Florida and non-Florida residents for whom test results were received by the Department of Health. A person can be tested by more than one laboratory and can have both positive and negative results. **Therefore, the sum of the numbers in each column will be larger than the total number of people tested.**

Reporting lab	Inconclusive	Negative	Positive	Percent positive	Total
AFFINITY URGENT CARE			4	100%	4
SOUTH FLORIDA PEDIATRIC PARTNERS			4	100%	4
ADVENTHEALTH MEDICAL GROUP COMMUNITY MEDICINE		3	1	25%	4
ORLANDO REGIONAL HEALTH SERVICES		2	2	50%	4
BRENTWOOD SENIOR LIVING AT ST PETE			4	100%	4
CVS CA9751POCT AGOURA		4			4
HALIFAX HEALTH CARE FOR WOMEN		3	1	25%	4
MEDFIRST URGENT CARE			4	100%	4
WALGREENS #3811		1	3	75%	4
CVS TX5807POCT PEARLAND		4			4
UVA HEALTH SYSTEM MEDICAL LABORATORIES			4	100%	4
Sears Coastal Nursing and Rehab		4			4
CVS NH2257POCT MANCHESTER		4			4
MEDEXPRESS URGENT CARE - MARKHAM STREE		3	1	25%	4
EPI			4	100%	4
COVANCE CLS			4	100%	4
CRESTAR LABS		2	2	50%	4
MINUTECLINIC DIAGNOSTIC OF OHIO #6192		4			4
CVS OH4499POCT LYN DHURST		2	2	50%	4
POINTE MEDICAL SERVICES INC		2	2	50%	4
MERCY HOSPITAL			4	100%	4
TRUE HEALTH- HOFFNER		3	1	25%	4
CVS PA4000POCT INDIANA		4			4
SOUTH MIAMI HOSPITAL		1	3	75%	4
VA Ann Arbor HCS		3	1	25%	4
FLORIDA ADDICTION AND RECOVERY CENTER INC		4			4
SOUTHLAND SUITES OF LAKELAND			4	100%	4
RELIANT ACUTE CARE			4	100%	4
MEDEXPRESS URGENT CARE - WEST ST PAUL, ROBERT ST S		3	1	25%	4
CVS MINUTE CLINIC DIAGNOSTIC MED GRP		4			4
SIGNATURE CARE MONTROSE		2	2	50%	4
LEON MEDICAL CENTERS, LLC			4	100%	4
MINUTECLINIC DIAGNOSTIC PA #3344		4			4
EXPRESS TESTING-ONE			4	100%	4
PM PEDIATRICS OF BAYSIDE, PLLC - MANHASSET		4			4
ENCOMPASS HOME HEALTH		4			4
IMA MEDICAL CENTER OF OVIEDO			4	100%	4
NHC HealthCare, Cookeville		4			4
OPTUM FLORIDA		3	1	25%	4
MARSHFIELD LABORATORIES			4	100%	4
Brookcrest Nursing Home		4			4
IMIC INC RESEARCH			4	100%	4
Orchid Cove at Naples			4	100%	4
EMERALD TRACE		4			4
BEAUFORT MEMORIAL			4	100%	4
Jewish Home of Rochester		4			4
FLORIDA HOSPITAL ALTAMONTE		2	2	50%	4

COVID-19: testing by laboratory

Data through May 10, 2021 verified as of May 11, 2021 at 09:25 AM

Data in this report are provisional and subject to change.

The numbers in the table below represent the number of Florida and non-Florida residents for whom test results were received by the Department of Health. A person can be tested by more than one laboratory and can have both positive and negative results. **Therefore, the sum of the numbers in each column will be larger than the total number of people tested.**

Reporting lab	Inconclusive	Negative	Positive	Percent positive	Total
ADVANCED URGENT CARE LLC		1	3	75%	4
FLORIDA HEALTHCARE PLAN			4	100%	4
SACRED HEART HEALTH SYSTEMS INC			4	100%	4
TOTAL RENAL LAB		3	1	25%	4
INTRACOASTAL LABS INC		4			4
PILGRIM PHARMACY INC		4			4
APOPKA FAMILY HEALTH CENTER		3	1	25%	4
JOHNNIE RUTH CLARKE LAB			4	100%	4
BUCKINGHAM PLACE ALF		4			4
MINUTECLINIC DIAG OF IND, LLC #6908		4			4
BARRANCO CLINIC PA, THE	1	3			4
NEXT BIO RESEARCH SERVICES, LLC		1	3	75%	4
Kroger 752 - The Little Clinic Central Station		3	1	25%	4
SIMEDHEALTH, LLC		2	2	50%	4
MAYO CLINIC BEACHES PRIMARY CARE CTR		3	1	25%	4
ADVENTHEALTH MEDICAL GROUP ADULT AND SENIOR HEALTH		1	3	75%	4
CVS MI8091POCT FRASER		3	1	25%	4
ADVENTHEALTH MEDICAL GROUP PEDIATRICS AT APOPKA		4			4
CVS CA9858POCT SANTA CLARITA		3	1	25%	4
CVS OH4300POCT STRONGSVILLE		4			4
Kroger 959 - The Little Clinic Carmel		4			4
L3HARRIS FAMILY MEDICAL CENTER			4	100%	4
Westminster Manor		3	1	25%	4
CVS TX3292POCT WYLIE		4			4
CVS TX1057POCT SAN ANTONIO		3	1	25%	4
FHCP – ORMOND BEACH			4	100%	4
CVS IL2297144CV CHICAGO		4			4
MD ANDERSON			4	100%	4
CVS CA9485POCT MISSION VIEJO		4			4
NEULIFE NEUROLOGICAL SERVICES LLC			4	100%	4
LAKE MARY PEDIATRICS			4	100%	4
SOFTCELL L-FORM LABORATORIES, LLC		1	3	75%	4
Hunterdon Medical Center Laboratory		4			4
DEPARTMENT OF HEALTH AND ENVIRONMENTAL CONTROL			4	100%	4
OPTUM OF RED ROAD		4			4
MEDEXPRESS URGENT CARE, HANOVER		3	1	25%	4
GENUS DIAGNOSTICS			4	100%	4
MINUTECLINIC DIAG OF IND LLC #1367		4			4
PDL PHARMACY CORP			4	100%	4
ARCPOINT LABS OF ALTAMONTE SPRINGS		2	2	50%	4
Park Ridge Nursing Center		3	1	25%	4
CVS PA1193POCT JENKINTOWN		4			4
MEDEXPRESS URGENT CARE - WESTFIELD, E MAIN ST		3	1	25%	4
ST JOHN'S RIVERSIDE HOSPITAL		3	1	25%	4
RAJ K PAI MD PA			4	100%	4
MOBILE HEALTH MEDICAL SERVICES PC		4			4
UNION CITY MANOR NURSING CENTER		4			4

COVID-19: testing by laboratory

Data through May 10, 2021 verified as of May 11, 2021 at 09:25 AM

Data in this report are provisional and subject to change.

The numbers in the table below represent the number of Florida and non-Florida residents for whom test results were received by the Department of Health. A person can be tested by more than one laboratory and can have both positive and negative results. **Therefore, the sum of the numbers in each column will be larger than the total number of people tested.**

Reporting lab	Inconclusive	Negative	Positive	Percent positive	Total
DTR LABS		3	1	25%	4
Mill Valley Care Center		4			4
Crowne Health Care of Greenville		4			4
WESLEY CHAPEL INTERNAL MEDICINE AND PEDIATRICS			4	100%	4
ACCESS RECOVERY SOLUTIONS LLC			4	100%	4
Good Samaritan Society - Fairfield Glade		4			4
PALM BEACH CANCER INSTITUTE			4	100%	4
CVS CT288POCT BRISTOL		3	1	25%	4
COMMUNITY HEALTH CENTER OF WEST PALM BEACH			4	100%	4
HARBOUR ISLAND PEDIATRICS LLC			4	100%	4
COMMUNITY HEALTH CENTERS INC			4	100%	4
URGENT CARE OF THE SMOKIES			4	100%	4
REMEDY URGENT CLINIC		2	2	50%	4
CVS MN6811POCT PLYMOUTH		4			4
WELLSTREET - PONCE DE LEON		4			4
Overton Brooks VAMC		4			4
1ST CHOICE URGENT CARE CENTER LLC		3	1	25%	4
OHIO CVS STORES		3	1	25%	4
MEDEXPRESS URGENT CARE - CINNAMINSON		3	1	25%	4
ACCENT PHYSICIAN SPECIALISTS PA		4			4
UNIVERSITY OF WASHINGTON MEDICAL CENTER (UWMC) EMERGENCY DEPT.			4	100%	4
EXTENDICARE HEALTH & REHAB CENTER		4			4
CVS OH2486POCT NILES		2	2	50%	4
RML PHARMACY PC		4			4
SunTerrace Health Care Center		3	1	25%	4
MAILBOX DIAGNOSTICS		2	2	50%	4
Glenis Dr VA Outpatient Clinic		3	1	25%	4
STONE CLINICAL LABORATORIES OF FL LLC		4			4
HARBORCHASE OF VILLAGES CROSSING			4	100%	4
WILLIAM A HINTON STATE LABORATORY INSTITUTE		1	3	75%	4
DEPARTMENT OF HEALTH AND HUMAN SERVICES		2	2	50%	4
LUVERNE HEALTH AND REHABILITATION		4			4
SOUTH BAY CORRECTIONAL FACILITY			4	100%	4
CVS NE5714POCT OMAHA		3	1	25%	4
PORT ORANGE NURSING & REHAB			4	100%	4
H/L of WEst Ashley Rhability and Nursing Center		4			4
MEMORIAL HEALTH CARE SYSTEMS			4	100%	4
ManorCare Health Services Camp Hill		4			4
KENTUCKY CABINET FOR HEALTH AND FAMILY SERVICES			4	100%	4
BARTON MEMORIAL HOSPITAL		3	1	25%	4
OCEAN MEDICAL CENTER		3	1	25%	4
ROAN DRUG COMPANY LLC		4			4
FISHERMEN'S HOSPITAL			4	100%	4
FLORENCE - HUNTSVILLE HOSPITAL URGENT CARE		3	1	25%	4
AIRPORT CLINIC			4	100%	4
Kroger 895 - The Little Clinic Green Hills		4			4
CENTERPLACE HEALTH, INC			4	100%	4

COVID-19: testing by laboratory

Data through May 10, 2021 verified as of May 11, 2021 at 09:25 AM

Data in this report are provisional and subject to change.

The numbers in the table below represent the number of Florida and non-Florida residents for whom test results were received by the Department of Health. A person can be tested by more than one laboratory and can have both positive and negative results. **Therefore, the sum of the numbers in each column will be larger than the total number of people tested.**

Reporting lab	Inconclusive	Negative	Positive	Percent positive	Total
CVS MA969POCT PALMER		4			4
MOBIL LAB FOR ALL INC		4			4
ACHN CLINIC			4	100%	4
PANCARE HEALTH - PONCE DE LEON			4	100%	4
Health Care Center of Jacksonville			4	100%	4
MEDEXPRESS URGENT CARE - ROCKAWAY		4			4
MINUTECLINIC DIAGNOSTIC OF TEXAS, LLC #7435		2	2	50%	4
PRESBYTERIAN FAMILY HEALTHCARE-KASEMAN		4			4
MICHIGAN HEALTH CLINIC LABORATORIES		3	1	25%	4
HEALTHQUEST, INC		3	1	25%	4
NEMOURS CHILDREN'S CLINIC			4	100%	4
HAMPTON ALF AT 24TH ROAD LLC			4	100%	4
BAPTIST HEALTH MEDICAL CENTER			4	100%	4
WELLMED AT SOUTH STUART		3	1	25%	4
MEDEXPRESS URGENT CARE - TEAYS VALLEY		3	1	25%	4
MEDEXPRESS URGENT CARE-SELINGSGROVE		3	1	25%	4
CELEBRATION PEDIATRICS			4	100%	4
UNIVERSITY OF MIAMI STUDENT HEALTH SERVICE			4	100%	4
BETTERMED URGENT CARE			4	100%	4
CARE ONE PRIMARY CARE			4	100%	4
PATHOLOGY REFERENCE LAB LLC			4	100%	4
CVS CA9497POCT IRVINE		4			4
MOBILE URGENT CARE			4	100%	4
MEDEXPRESS URGENT CARE- FORT WORTH N T		4			4
HAMILTON MEDICAL CENTER LABORATORY		2	2	50%	4
SINAI PLAZA NURSING AND REHAB CENTER			4	100%	4
LAHEY CLINIC MEDICAL CENTER			4	100%	4
STANFORD HEALTH CARE ANATOMIC PATHOLOGY & CLINICAL LAB			4	100%	4
OKLAHOMA STATE UNIVERSITY DIAGNOSTIC LAB			4	100%	4
CAREMOUNT MEDICAL PC - BEDFORD URGENT		4			4
MIDDLETON PEDIATRICS			4	100%	4
TMH REHABILITATION CENTER		4			4
Millennium Nursing & Rehab Center		4			4
HEALTH EXPRESS URGENT CARE		2	2	50%	4
RIVER CITY MEDICAL ASSOCIATES INC			4	100%	4
MAURY REGIONAL MEDICAL CENTER		4			4
MEDEXPRESS URGENT CARE NORWIN		4			4
CALLE OCHO DIALYSIS			4	100%	4
FLORIDA HOSPITAL PHYSICIANS GROUP		1	3	75%	4
MC DIAGNOSTIC OF CONNECTICUT, PC #252		3	1	25%	4
MINUTECLINIC DIAGNOSTIC OF NORTH CARO		4			4
Calusa Harbour			4	100%	4
CONSULATE HEATH CARE AT WEST ALTAMONTE			4	100%	4
MOUNT SINAI AVENTURA DIAGNOSTIC CENTER			4	100%	4
LAKE FOREST PARK OP CO LLC		4			4
WALGREENS #04311		4			4
VIDANT MEDICAL CENTER			4	100%	4

COVID-19: testing by laboratory

Data through May 10, 2021 verified as of May 11, 2021 at 09:25 AM

Data in this report are provisional and subject to change.

The numbers in the table below represent the number of Florida and non-Florida residents for whom test results were received by the Department of Health. A person can be tested by more than one laboratory and can have both positive and negative results. **Therefore, the sum of the numbers in each column will be larger than the total number of people tested.**

Reporting lab	Inconclusive	Negative	Positive	Percent positive	Total
AIREVAC INTERNATIONAL		4			4
MINUTECLINIC DIAGNOSTIC OF VIRGINIA, LLC #392		4			4
ELIZABETH CITY HEALTH & REHABILITATION		4			4
LEESBURG REGIONAL MEDICAL CENTER URGENT CARE			4	100%	4
MEDEXPRESS URGENT CARE - WICHITA, S SENECA ST		2	2	50%	4
LOYOLA UNIVERSITY MEDICAL CENTER LABORATORY			4	100%	4
PEACEHEALTH LABORATORIES		3	1	25%	4
ELEVATION DIAGNOSTICS		4			4
WALGREENS #07034		4			4
PANCARE HEALTH YOUNGSTOWN			4	100%	4
GUTHRIE MEDICAL GROUP - CORNING		3	1	25%	4
FLORIDA HEART AND VASCULAR			4	100%	4
DEACONESS HOSPITAL			4	100%	4
WELLSTAR PAULDING HOSPITAL		4			4
MEDEXPRESS URGENT CARE - SOMERSET TOWNSHIP		4			4
JUPITER INTERNAL MEDICINE AND ASSOCIATES			4	100%	4
CVS M04850POCT SPRINGFIELD		4			4
PLAINVIEW PRIMARY CARE		4			4
UNIVERSITY OF MICHIGAN		2	2	50%	4
MEADOWS AT CYPRESS GARDENS, THE		3	1	25%	4
REHABILITATION CENTER OF WINTER PARK,THE			4	100%	4
PHYSICIANS IMMEDIATE CARE AURORA			4	100%	4
PROMPT CARE OF CENTRAL FLORIDA LLC		1	3	75%	4
CVS MA2297677CV BOSTON		4			4
Bethany Health and Rehab		4			4
OMNICARE PHARMACY OF TEXAS 1		4			4
MEDEXPRESS URGENT CARE-VINLAND SOUTH		3	1	25%	4
Crowne Health Care of Montgomery		4			4
BELLIN HEALTH LAB		1	3	75%	4
MINNESOTA DEPARTMENT OF HEALTH LABORATORY	1		3	75%	4
CVS NH1004POCT SALEM		3	1	25%	4
AURORA BAYCARE UROLOGY			4	100%	4
HACKENSACK MERIDIAN URGENT CARE, PC		4			4
BAYSTATE MEDICAL CENTER		2	2	50%	4
PARKWAY DRUGS OF ONEIDA COUNTY NORTH I		3	1	25%	4
CVS MINUTE CLINIC		1	3	75%	4
CAREWELL 202			4	100%	4
INFINITI LABS INC			4	100%	4
SUMMERFORD NURSING HOME, INC.		4			4
ST PETE DIRECT PRIMARY CARE		2	2	50%	4
ASCENDI HOME HEALTH AGENCY INC			4	100%	4
ELITE PRIMARY CARE OF WAYCROSS		1	3	75%	4
MEDICAL CENTER ENTERPRISE			4	100%	4
Kroger 125 - The Little Clinic Castle Rock		3	1	25%	4
URGENT CARE - OCONEE		2	2	50%	4
SMOKY MOUNTAIN URGENT CARE AND FAMILY MEDICINE CENTER			4	100%	4
FLORIDA HOSPITAL LABORATORIES		4			4

COVID-19: testing by laboratory

Data through May 10, 2021 verified as of May 11, 2021 at 09:25 AM

Data in this report are provisional and subject to change.

The numbers in the table below represent the number of Florida and non-Florida residents for whom test results were received by the Department of Health. A person can be tested by more than one laboratory and can have both positive and negative results. **Therefore, the sum of the numbers in each column will be larger than the total number of people tested.**

Reporting lab	Inconclusive	Negative	Positive	Percent positive	Total
FHPG TAMPA PRIMARY CARE			4	100%	4
GERALD CHAMPION REGIONAL MEDICAL CENTE		4			4
MPG JACKSONVILLE ATLANTIC BLVD		1	3	75%	4
Lakeview Village		4			4
State Lab Unspecifd			4	100%	4
TARPON SPRINGS PEDIATRICS, LLC			4	100%	4
EAST TENNESSEE CHILDREN'S HOSPITAL		3	1	25%	4
Kroger 124 - The Little Clinic University		3	1	25%	4
CLINICAL CARE CENTER, INC			4	100%	4
AFTER HOURS PEDS			4	100%	4
THE OASIS ALF		4			4
CVS MA634POCT KINGSTON		3	1	25%	4
CVS TX7156POCT RICHARDSON		4			4
REGIONAL MEDICAL LAB			4	100%	4
MEDEXPRESS URGENT CARE - LITTLE ROCK		3	1	25%	4
LAKESIDE HOSPITAL BELLE GLADE			4	100%	4
SIGNATURE CARE EMERGENCY CENTER		2	2	50%	4
CROSSROADS URGENT CARE PLLC		4			4
PM PEDIATRICS OF SELDEN PLLC		4			4
SOMA MEDICAL CENTER PA #3 PALOMINO			4	100%	4
AHC of Mckenzie		4			4
NHC HealthCare, Pulaski		4			4
DACH MAIN LAB			4	100%	4
Marian Manor, Inc		4			4
ORANGE COUNTY HEALTH DEPARTMENT		2	2	50%	4
LATCHER LABORATORY OF A O FOX MEMORIAL		2	2	50%	4
CVS MA2125POCT NATICK		3	1	25%	4
BETHPAGE EXTENDED HOURS CENTER		4			4
LB Broen Home		4			4
PRIMECARE		2	2	50%	4
CVS NC2749POCT CONCORD		4			4
FAMILY MEDICINE AT WINTER PARK			4	100%	4
SHARP MEMORIAL HOSPITAL MICROBIOLOGY DEPT			4	100%	4
MEDEXPRESS URGENT CARE - FORT SMITH		4			4
GEISINGER COMMUNITY MEDICAL CENTER			3	100%	3
Crowne Health Care of Mobile		3			3
Kroger 388 - The Little Clinic Braelinn Village		3			3
ALLIANCE LABS @LRMC			3	100%	3
EMERALD PARK OF HOLLYWOOD			3	100%	3
Greystone Health Care Center		3			3
CVS OH2540POCT HILLIARD		3			3
CVS NJ1927POCT GREEN BROOK		3			3
AUGUSTA UNIVERISTY MEDICAL CENTER			3	100%	3
Concordia Village of Tampa			3	100%	3
FAMILY TREE MEDICAL GROUP PA		2	1	33%	3
MEDEXPRESS URGENT CARE-SALINA, S 9TH ST		3			3
FLAGLER FAMILY MEDICINE PA			3	100%	3

COVID-19: testing by laboratory

Data through May 10, 2021 verified as of May 11, 2021 at 09:25 AM

Data in this report are provisional and subject to change.

The numbers in the table below represent the number of Florida and non-Florida residents for whom test results were received by the Department of Health. A person can be tested by more than one laboratory and can have both positive and negative results. **Therefore, the sum of the numbers in each column will be larger than the total number of people tested.**

Reporting lab	Inconclusive	Negative	Positive	Percent positive	Total
YOUR DOCTOR'S OFFICE		2	1	33%	3
Kroger 093 - The Little Clinic Stapleton		2	1	33%	3
CVS IN6608POCT NEW PALESTINE		1	2	67%	3
HELIX LW UC		1	2	67%	3
HELGEMO & LIOU PEDIATRICS			3	100%	3
PEDIATRICS IN NORTH FLORIDA PA			3	100%	3
CVS MN663POCT APPLE VALLEY		2	1	33%	3
LIFEGUARD AMBULANCE SERVICE LLC, TEXAS			3	100%	3
CAREHERE LLC			3	100%	3
NASSAU COUNTY HEALTH DEPARTMENT		3			3
GREENTREE MEDICAL CENTER			3	100%	3
CVS TN7144POCT BARTLETT		3			3
MEDEXPRESS URGENT CARE - LAWRENCE		3			3
SENTARA NORFOLK GENERAL HOSPITAL CENTRAL LAB			3	100%	3
NEWCARE PRIMARY MEDICINE			3	100%	3
NATIONAL JEWISH HEALTH			3	100%	3
CHARLOTTE COUNTY HEALTH DEPARTMENT			3	100%	3
RCA LABORATORY SERVICES LLC			3	100%	3
TAMPA		1	2	67%	3
Kroger 753 - The Little Clinic Goss Avenue		3			3
CHOTA COMMUNITY HEALTH SERVICES		2	1	33%	3
DELRAY BEACH HEALTH DEPT LAB			3	100%	3
MEDEXPRESS URGENT CARE - HADLEY		3			3
EASTERN NEW MEXICO MEDICAL CENTER		3			3
MEDEXPRESS URGENT CARE - CEDAR KNOLLS		3			3
CVS SC5471POCT LEXINGTON		2	1	33%	3
NOVA SOUTHEASTERN UNIVERSITY		2	1	33%	3
LIFEGUARD AMBULANCE SERVICE LLC - BAY COUNTY			3	100%	3
CVS PA371POCT PHILADELPHIA		3			3
Huntington Health Care and Rehabilitation Center		3			3
PHYSICIANS CARE INC		1	2	67%	3
CVS PHARMACY INC DBA CVS/PHARMACY #10908		3			3
MEDEXPRESS URGENT CARE, HERMITAGE		1	2	67%	3
QUEST DIAGNOSTICS CLINICAL LABORATORIES INC		2	1	33%	3
THE MEDICAL CENTER			3	100%	3
MINUTECLINIC, LLC #05891		2	1	33%	3
MEDEXPRESS-HOUSTON EAST FWY		1	2	67%	3
GREATER MOBILE URGENT CARE – SPRINGHILL			3	100%	3
BAYSHORE MEDICAL CENTER LABORATORY		3			3
ADVANCED URGENT CARE CENTER OF THE UPPER KEYS		1	2	67%	3
CAPTIAL REGIONAL MEDICAL CENTER			3	100%	3
PANCARE HEALTH - FRANKLIN CO			3	100%	3
MEDEXPRESS URGENT CARE-CLOQUET		3			3
NEMOURS CHILDREN'S URGENT CARE LAKE NONA			3	100%	3
VELOCITY CARE			3	100%	3
LITTLE SPURS PEDIATRIC URGENT CARE		1	2	67%	3
BRADENTON PHYSICIAN MEDICAL CENTER			3	100%	3

COVID-19: testing by laboratory

Data through May 10, 2021 verified as of May 11, 2021 at 09:25 AM

Data in this report are provisional and subject to change.

The numbers in the table below represent the number of Florida and non-Florida residents for whom test results were received by the Department of Health. A person can be tested by more than one laboratory and can have both positive and negative results. **Therefore, the sum of the numbers in each column will be larger than the total number of people tested.**

Reporting lab	Inconclusive	Negative	Positive	Percent positive	Total
LEE MEMORIAL HOSPITAL BLOOD GAS LAB			3	100%	3
ADVENT HEALTH MEDICAL GROUP FAMILY MEDICINE			3	100%	3
BOND & STEELE CLINIC, PA			3	100%	3
320 S TRANSIT ST		3			3
Lebanon VAMC		2	1	33%	3
TERRACE OF ST CLOUD, THE		2	1	33%	3
OLYMPUS HEALTH AND PERFORMANCE			3	100%	3
AFC URGENT CARE/FARRAGUT			3	100%	3
Grandview Health Care Center		3			3
LIVINGSTON COUNTY DEPT OF HEALTH REPRO			3	100%	3
BAPTIST HOSPITAL OF MIAMI MCI BROWARD LABORATORY			3	100%	3
VIRTUA MEMORIAL HOSPITAL BURLINGTON COUNTY		1	2	67%	3
PARRISH MEDICAL CENTER-WAIVED TESTING		3			3
HEALTH EXPRESS		3			3
GRASSY SPRAIN PHARMACY INC		3			3
ACCESS HEALTH CARE		2	1	33%	3
Village on the Green			3	100%	3
ONslow MEMORIAL HOSPITAL LABORATORY		3			3
BASCOM PALMER EYE INSTITUTE			3	100%	3
VIRGINIA DIVISION OF CONSOLIDATED LABORATORIES			3	100%	3
OCALA REGIONAL KIDNEY CENTER-WEST			3	100%	3
CVS OH4359POCT HUDSON		3			3
HARBORCHASE OF GAINESVILLE			3	100%	3
TIFTON CARECONNECT URGENT CARE			3	100%	3
SOUTH LAKE FAMILY HEALTH CENTER			3	100%	3
BAPTIST OUTPATIENT SERVICES			3	100%	3
Kroger 387 - The Little Clinic Hubbards Lane		3			3
ASANTE THREE RIVERS MEDICAL CENTER LAB		3			3
COASTAL PEDIATRIC CARE			3	100%	3
ORMOND BEACH URGENT CARE			3	100%	3
Kroger 592 - The Little Clinic Alexander Plaza		2	1	33%	3
UNIVERSITY OF KANSAS MEDICAL CENTER			3	100%	3
HOPE HEALTH CARE, LLC		3			3
NORTH SHORE HOSP. INFECTION CONTROL			3	100%	3
CVS MA137POCT QUINCY		3			3
WINDSOR AT OCALA		2	1	33%	3
St. Josephs Hospital		1	2	67%	3
ADVENTHEALTH IMAGING LAKE NONA		1	2	67%	3
NEWSTAR MEDICAL LABORATORIES		3			3
MID FLORIDA CLINICAL LABORATORY		2	1	33%	3
EAST CORE LAB			3	100%	3
CLEARWATER		2	1	33%	3
GARCIA MORALES NELSON			3	100%	3
THE PATHOLOGY LABORATORY		1	2	67%	3
MINUTECLINIC #1773		3			3
BEEBE MEDICAL CENTER LABORATORY		3			3
BAPTIST PRIMARY CARE FERNANDINA BEACH			3	100%	3

COVID-19: testing by laboratory

Data through May 10, 2021 verified as of May 11, 2021 at 09:25 AM

Data in this report are provisional and subject to change.

The numbers in the table below represent the number of Florida and non-Florida residents for whom test results were received by the Department of Health. A person can be tested by more than one laboratory and can have both positive and negative results. **Therefore, the sum of the numbers in each column will be larger than the total number of people tested.**

Reporting lab	Inconclusive	Negative	Positive	Percent positive	Total
YATES COUNTY PUBLIC HEALTH		3			3
BAPTIST HEALTH SURGERY CENTER AT NORTHPOINT			3	100%	3
Broadview Multi-Care Center		3			3
Sky View Rehabilitation and Health Care Center		3			3
Gracemore Nursing and Rehab		3			3
SAFE PMC		3			3
NATHAN LITTAUER HOSPITAL LAB		3			3
MCGUFFEY HEALTH CARE CENTER INC		3			3
ADVENTHEALTH SEBRING- INFECTION CONTROL DEPARTMENT			3	100%	3
ADRIANA M CASTRO MD PA		3			3
GONZALEZ MD AND ASWAD MD HEALTH SERVICES			3	100%	3
ALLEGHENY GENERAL HOSPITAL			3	100%	3
MEDEXPRESS URGENT CARE, BELLE VERNON		3			3
MINUTECLINIC DIAGNOSTIC OF WISCONSIN,		3			3
FLORIDA MENTOR-POINT WEST CLUSTER		3			3
OPENTRONS PRL		2	1	33%	3
PINELLAS PARK HEALTH CENTER - PINELLAS CHD		1	2	67%	3
Providence VAMC		3			3
LEE CONVENIENT CARE AT SUMMERLIN			3	100%	3
QUALITY LABORATORY SERVICE		2	1	33%	3
Manor Care-Kingston Court of York PA, LLC		3			3
CLARA MAASS TRANSITIONAL CARE UNIT		3			3
OHIO DEPARTMENT OF HEALTH LABORATORY		2	1	33%	3
INSPIRA MEDICAL CENTER VINELAND LAB		2	1	33%	3
MEDEXPRESS URGENT CARE - O'FALLON		3			3
SOUTHCARE PHARMACY INC		1	2	67%	3
CVS TX19POCT SPRING		3			3
EMORY CRAWFORD LONG HOSPITAL			3	100%	3
ADVANCED PEDIATRICS			3	100%	3
SISD EMPLOYEE HEALTH CLINIC			3	100%	3
BAPTIST PRIMARY CARE, INC.		2	1	33%	3
MERCY HEALTH			3	100%	3
FRESENIUS KIDNEY CARE			3	100%	3
LEGACY ER & URGENT CARE - FRISCO WEST			3	100%	3
MARYWOOD NURSING CARE CENTER		3			3
CEDAR CREST HEALTH CENTER		3			3
C19 LABS			3	100%	3
MARYLAND STATE DEPT OF HEALTH	2		1	33%	3
CVS MA1006POCT BROCKTON		3			3
MINUTE CLINIC DIAGNOSTIC OF KANSAS PA		3			3
JERSEY IRISH MEDICAL		3			3
NORTHWEST FLORIDA CLINICAL LAB		1	2	67%	3
RESOLUTE PAIN SOLUTIONS		3			3
INTERCOASTAL FAMILY PRATICE		1	2	67%	3
BNC Medical Investors, LLC Berrien Nursing & Rehabilitation Center		3			3
IP BOISE 1		2	1	33%	3
SOLLIS HEALTH			3	100%	3

COVID-19: testing by laboratory

Data through May 10, 2021 verified as of May 11, 2021 at 09:25 AM

Data in this report are provisional and subject to change.

The numbers in the table below represent the number of Florida and non-Florida residents for whom test results were received by the Department of Health. A person can be tested by more than one laboratory and can have both positive and negative results. **Therefore, the sum of the numbers in each column will be larger than the total number of people tested.**

Reporting lab	Inconclusive	Negative	Positive	Percent positive	Total
PARKLAND HEALTH & HOSPITAL			3	100%	3
CVS IL2788POCT BUFFALO GROVE		3			3
CVS AZ4795POCT MESA		3			3
FAMILY FIRST PEDIATRICS			3	100%	3
Home Health Care Clinic		2	1	33%	3
EXPEDIAN URGENT CARE			3	100%	3
CVS MO10151POCT SPRINGFIELD		2	1	33%	3
NORTH DAKOTA DEPT OF HEALTH MICROBIOLOGY		1	2	67%	3
HOCHBERG LOWER SCHOOL		3			3
ESCO DRUG CO INC		3			3
MEDEXPRESS URGENT CARE - TOPEKA, SW WANAMAKER RD		3			3
BROOKDALE OAKBRIDGE		1	2	67%	3
COX HEALTH SOUTH LAB		1	2	67%	3
VELOCITY URGENT CARE			3	100%	3
Maple Lawn MCF		3			3
AFFORDABLE PRIMARY CARE LLC		3			3
CVS NV2989POCT NORTH LAS VEGAS		2	1	33%	3
HEALGEN SCIENTIFIC			3	100%	3
Florida Baptist Retirement Center		1	2	67%	3
BROADWAY HEALTH FLORIDA MEDICAL CLINIC URGENT CARE			3	100%	3
OMNI HEALTHCARE INC		1	2	67%	3
SSM HEALTH ST LOUIS MICROBIOLOGY LABORATORY		1	2	67%	3
PALM COAST DIALYSIS		2	1	33%	3
THE CENTER FOR DISCOVERY		3			3
PIEDMONT ROCKDALE HOSPITAL		2	1	33%	3
AVALON MEDICAL GROUP		1	2	67%	3
The Good Shepherd		3			3
Bainbridge Health and Rehab		3			3
ST CLOUD PHARMACY AND WELLNESS CENTER		2	1	33%	3
RIVERSIDE METHODIST HOSPITAL LAB			3	100%	3
INTERNAL MEDICINE & PEDIATRICS WELLNESS CENTER			3	100%	3
W.G. (Bill) Hefner VAMC		3			3
Maryfield Inc. dba Pennybyrn		3			3
LEGACY ER AND URGENT CARE			3	100%	3
CORNERSTONE DRUG AND GIFT INC		3			3
NORTH CAROLINA DEPT OF HEALTH & HUMAN SRVCS STATE LAB OF PUBLIC HEALTH			3	100%	3
Kroger 768 - The Little Clinic Leestown Rd		2	1	33%	3
COOPER UNIVERSITY HOSPITAL LABORATORY		2	1	33%	3
CALIFORNIA DEPARTMENT OF PUBLIC HEALTH BRANCH LABORATORY			3	100%	3
MEDEXPRESS URGENT CARE-CHIPPEWA		2	1	33%	3
Highland Ave. Eye Clinic		3			3
CVS AZ7263POCT PHOENIX		3			3
AFC URGENT CARE CLEVELAND			3	100%	3
ISLAND NURSING HOME		2	1	33%	3
WEST COCOA PHARMACY			3	100%	3
F W HUSTON MEDICAL CENTER SENIOR LIVIN		3			3
UNIVERSITY OF MARYLAND MEDICAL CENTER			3	100%	3

COVID-19: testing by laboratory

Data through May 10, 2021 verified as of May 11, 2021 at 09:25 AM

Data in this report are provisional and subject to change.

The numbers in the table below represent the number of Florida and non-Florida residents for whom test results were received by the Department of Health. A person can be tested by more than one laboratory and can have both positive and negative results. **Therefore, the sum of the numbers in each column will be larger than the total number of people tested.**

Reporting lab	Inconclusive	Negative	Positive	Percent positive	Total
HARDEN DIALYSIS		1	2	67%	3
Kroger 571 - The Little Clinic Hendersonville		1	2	67%	3
CORMEUM LAB SERVICES, LLC			3	100%	3
MEDEXPRESS URGENT CARE GREENSBURG		2	1	33%	3
A PATTERN MEDICAL CLINIC		3			3
TAYLOR MANOR		1	2	67%	3
PEDIATRICS AND ADOLESCENT MEDICINE		2	1	33%	3
OHIO HEALTH DOCTORS HOSPITAL			3	100%	3
LRHS Florida Poly Tech		3			3
DOCTORS CARE - AIKEN MALL			3	100%	3
Granville Center	1	2			3
THE DOCTORS OFFICE OF BRICK, LLC		3			3
2412 LEBANON PIKE		2	1	33%	3
MEDIC INFUSION PA		3			3
SCRIPPS CLINIC MEDICAL			3	100%	3
RENE F CEDENO DMD PA		3			3
EVENING PEDIATRICS INC		1	2	67%	3
HARRINGTON PARK HEALTH AND REHAB		3			3
AZALEALAND NURSING HOME		3			3
TUFTS MEDICAL CENTER			3	100%	3
WELLSTAR URGENT CARE SHALLOWFORD		1	2	67%	3
SPRING LAKE REHABILITATION CENTER			3	100%	3
WINDERMERE PEDIATRICS			3	100%	3
ADVANCE FAMILY PRACTICE LLC			3	100%	3
SUNDALE NURSING HOME		3			3
BARONESS ERLANGER HOSPITAL		3			3
CERTIVIA LABORATORIES			3	100%	3
DIGNITY HEALING LLC			3	100%	3
NEBRASKA MEDICAL CENTER			3	100%	3
WALGREENS NO 19542		3			3
CARESPOT-WELLINGTON			3	100%	3
MEDEXPRESS URGENT CARE - TOTOWA		3			3
EFFINGHAM HOSP, INC, DBA EFFINGHAM HEALTH		3			3
CHILDREN'S HEALTHCARE OF ATLANTA AT EG		3			3
SOUTH COUNTY MENTAL HEALTH CENTER INC			3	100%	3
ATLANTIS OUTPATIENT CENTER		3			3
RRMC CREEKSIDE LAB		3			3
NORTH BROWARD HOSPITAL DISTRICT HEALTHCARE FOR THE HOMELESS			3	100%	3
SUPER HEALTH PHARMACY LLC		3			3
NORTHEAST FLORIDA INTERNAL MEDICINE PA		3			3
CVS NC3514POCT STANLEY		3			3
CELEBRATION PRIMARY CARE ASSOCIATES LLC		3			3
Hackensack Univ Medical Center At Pasc		2	1	33%	3
CTRS			3	100%	3
DASCENA LAB			3	100%	3
TRISTAR WELLNESS, LLC		3			3
NEW GEN LABS			3	100%	3

COVID-19: testing by laboratory

Data through May 10, 2021 verified as of May 11, 2021 at 09:25 AM

Data in this report are provisional and subject to change.

The numbers in the table below represent the number of Florida and non-Florida residents for whom test results were received by the Department of Health. A person can be tested by more than one laboratory and can have both positive and negative results. **Therefore, the sum of the numbers in each column will be larger than the total number of people tested.**

Reporting lab	Inconclusive	Negative	Positive	Percent positive	Total
THE OASIS BEACHSIDE		3			3
MAYO		1	2	67%	3
EASTMAN HEALTHCARE & REHAB		3			3
HAMILTON COUNTY HEALTH DEPARTMENT		3			3
MEDICAL CENTER OF CENTRAL GEORGIA			3	100%	3
CVS IN8639POCT TERRE HAUTE		3			3
CVS NV5942POCT LAS VEGAS		3			3
WHOLE CHILD PEDIATRICS			3	100%	3
STARLING AT SAN JOSE			3	100%	3
LEGACY LABORATORY SERVICES			3	100%	3
CATSKILL REGIONAL MEDICAL CENTER		3			3
ROANE MEDICAL CENTER		2	1	33%	3
SAVANNAH COVE		3			3
SURETOX LABORATORY LLC		2	1	33%	3
VICAR'S LANDING NURSING HOME		2	1	33%	3
BROOKDALE ALTAMONTE SPRINGS			3	100%	3
AVANTE INVERNESS		1	2	67%	3
CRISP REGIONAL HOSPITAL		3			3
CVS SC2497POCT LEXINGTON		3			3
Kroger 627 - The Little Clinic Castleberry		2	1	33%	3
Glenview Terrace Nursing Center		3			3
Biopharmaceutics Laboratory Section		3			3
DOCTOR 4 U CLINIC		1	2	67%	3
DUKE UNIVERSITY POINT OF CARE TESTING PROGRAM			3	100%	3
WOODMARK AT UPTOWN ASSISTED LIVING		3			3
TIEHH BIOTERRORISM RESPONSE LAB			3	100%	3
Farmville Health & Rehab Center		3			3
ADVENTHEALTH WATERMAN COMMUNITY CLINIC			3	100%	3
ALLIED PHYSICIANS GROUP PLLC		3			3
UHEALTH CORAL SPRINGS			3	100%	3
MEDEXPRESS URGENT CARE-BLOOMFIELD AVEN		2	1	33%	3
CENTRAL DUPAGE HOSPITAL			3	100%	3
LUCID LABORATORY SERVICES		3			3
MEDFUSION		2	1	33%	3
JOJAN PHARMA INC		3			3
CGH MEDICAL CENTER			3	100%	3
TMH PHYSICIAN PARTNERS BLOUNTSTOWN			3	100%	3
JACKSONVILLE VA OPC			3	100%	3
NASON HOSPITAL			3	100%	3
ST LUKES HOSPITAL			3	100%	3
HARRIS URGENT CARE CENTER			3	100%	3
FOUR WINDS BEHAVIORAL HEALTH		3			3
ACCOMPLISHED HOME CARE		3			3
CVS PA2296POCT MACUNGIE		3			3
CROSSVILLE MEDICAL GROUP		1	2	67%	3
CARENOW-ATASCOCITA			3	100%	3
MINUTECLINIC DIAGNOSTIC, PA		3			3

COVID-19: testing by laboratory

Data through May 10, 2021 verified as of May 11, 2021 at 09:25 AM

Data in this report are provisional and subject to change.

The numbers in the table below represent the number of Florida and non-Florida residents for whom test results were received by the Department of Health. A person can be tested by more than one laboratory and can have both positive and negative results. **Therefore, the sum of the numbers in each column will be larger than the total number of people tested.**

Reporting lab	Inconclusive	Negative	Positive	Percent positive	Total
CLINICA HISPANIA			3	100%	3
CVS TX2876POCT PROSPER		3			3
MEMORIAL HEALTH UNIVERSITY MEDICAL CENTER			3	100%	3
MEDICAL CITY DALLAS HOSPITAL			3	100%	3
PROHEALTH PRIMARY CARE - GLEN OAKS		3			3
CONCENTRA - PLANTATION		3			3
STRINGFELLOW MEMORIAL HOSPITAL		3			3
QUEST DIAGNOSTICS INCORPORATED	1		2	67%	3
Cleveland Clinic Weston			3	100%	3
HOMELAND CENTER		3			3
SOUTHEAST GEORGIA HEALTH SYSTEM BRUNS		3			3
GRIFOLS IH CENTER AND CLINICAL LABORATORY			3	100%	3
SUMMIT MEDICAL GROUP - WEST ORANGE		3			3
SOUTHEASTERN IMMEDIATE CARE- MILLEDGEVILLE GA			3	100%	3
FLORIDA GASTROENTEROLOGY ASSOCIATES PA		3			3
CVS CA8861POCT BUENA PARK		3			3
MINUTECLINIC DIAGNOSTIC, PA #10252		3			3
APEX CLINICAL LABORATORIES INC		3			3
MIDWAY SPECIALTY CARE RX LLC		1	2	67%	3
RAPID CITY RUGENT CARE			3	100%	3
SKIPPACK MEDICAL LAB			3	100%	3
HEALTH SENTRY			3	100%	3
CARE ATC ARLINGTON CENTRAL PARK		3			3
BE WELL PHARMACY		3			3
ACCESS 365 URGENT CARE LLC		1	2	67%	3
MID-FLORIDA PATHOLOGY LLC - MOBILE UNIT # 3		1	2	67%	3
HEALTH FIRST MEDICAL GROUP			3	100%	3
CANOPY AT HARPER LAKE, THE			3	100%	3
CVS - MINUTECLINIC			3	100%	3
CVS IL3163POCT OAK PARK		3			3
FAST PACE URGENT CARE			3	100%	3
AUSTIN PUBLIC HEALTH			3	100%	3
ADVICE FOR OPTIMAL WELLNESS, INC			3	100%	3
TRUE HEALTH - LAKE UNDERHILL		3			3
EXPRESSCARE URGENT CARE CENTER			3	100%	3
MEDEXPRESS URGENT CARE-WILKINS TOWNSHIP, WILLIAM PENN HIGHWAY		3			3
LPG PEDIATRICS AT LEHIGH ACRES		2	1	33%	3
CENTRAL FL INTERNAL MEDICINE ASSOCIATES LLC		3			3
VA OUTPATIENT CLINIC-NEW PORT RICHEY			3	100%	3
Englewood Health and Rehab			3	100%	3
CROSSROADS URGENT CARE DBA URGENT TEA		3			3
MINUTECLINIC DIAGNOSTIC MEDICAL		3			3
Kings County Hospital Center			3	100%	3
TEMPUS_LABS			3	100%	3
WYOMING DEPT OF HEALTH			3	100%	3
NEMOURS CHILDREN'S PRIMARY CARE, LONGWOOD			3	100%	3
MASSACHUSETTS DEPARTMENT OF HEALTH			3	100%	3

COVID-19: testing by laboratory

Data through May 10, 2021 verified as of May 11, 2021 at 09:25 AM

Data in this report are provisional and subject to change.

The numbers in the table below represent the number of Florida and non-Florida residents for whom test results were received by the Department of Health. A person can be tested by more than one laboratory and can have both positive and negative results. **Therefore, the sum of the numbers in each column will be larger than the total number of people tested.**

Reporting lab	Inconclusive	Negative	Positive	Percent positive	Total
WALGREENS #05477		3			3
CVS MINUTE CLINIC #5836		3			3
ADVANCED MEDICAL RESEARCH CENTER LLC			3	100%	3
CVS RI326POCT NORTH SMITHFIELD		3			3
SEMINOLE FAMILY HEALTH CENTER		3			3
SANIBEL MEDICAL CLINIC		1	2	67%	3
MURFREESBORO MEDICAL CLINIC		3			3
CVS MO5727POCT PLATTE CITY		3			3
COASTAL SKIN SURGERY AND DERMATOLOGY PL		3			3
Medilodge of Monroe		3			3
EVERGREEN WOODS HEALTH & REHAB CENTER		2	1	33%	3
SHANDS AT LAKE SHORE LAB		1	2	67%	3
IOWA DEPARTMENT OF PUBLIC HEALTH			3	100%	3
WOMENS CARE FLORIDA LLC-LABORATORY		3			3
ALOHA HOME CARE LLC DBA ACCENTCARE HOME HEALTH OF		3			3
Westside Terrace		3			3
NORTHWELL HEALTH			3	100%	3
INSPIRED LIVING AT SARASOTA			3	100%	3
COL CROSSROAD		1	2	67%	3
COVENANT PEDIATRICS		1	2	67%	3
LOCH HAVEN PEDIATRICS			3	100%	3
ALABAMA DEPT PUBLIC HEALTH			3	100%	3
MARRA'S PHARMACY		3			3
YORK HOSPITAL - LABORATORY			3	100%	3
COMMUNICABLE DISEASE CONTROL/PUBLIC HEALTH EMERGENCY PREPAREDNESS			3	100%	3
CVS KS676POCT LAWRENCE		2	1	33%	3
BROOME COUNTY HEALTH DEPARTMENT		2	1	33%	3
ROYAL PALM RETIREMENT CENTRE		3			3
MEDICAL SERVICES OF AMERICA HOME HEALTH		3			3
WYCLIFFE BIBLE TRANSLATORS		3			3
CVS NC4169POCT FAYETTEVILLE		3			3
SERENADES BY SONATA		1	2	67%	3
LIFE CARE CENTER OF SKAGIT VALLEY		3			3
Kroger 758 - The Little Clinic Providence		3			3
CVS NJ2508POCT MANALAPAN		3			3
TARRANT COUNTY PUBLIC HEALTH		3			3
MARTIN MEDICAL CENTER INC		1	2	67%	3
MARLBORO URGENT CARE		3			3
SOMA MEDICAL CENTER P.A. #4			3	100%	3
CVS IL8744POCT BROOKFIELD		3			3
BOSTON MEDICAL CENTER			3	100%	3
JS HEALTHCARE		2	1	33%	3
PREMIER MOBILE HEALTH SERVICES, LLC		1	2	67%	3
BICKERTON, DAWN		3			3
NORTHCREST MEDICAL CENTER		1	2	67%	3
Diversicare of Ripley		3			3
PRIMARY & URGENT CARE CENTERS			3	100%	3

COVID-19: testing by laboratory

Data through May 10, 2021 verified as of May 11, 2021 at 09:25 AM

Data in this report are provisional and subject to change.

The numbers in the table below represent the number of Florida and non-Florida residents for whom test results were received by the Department of Health. A person can be tested by more than one laboratory and can have both positive and negative results. **Therefore, the sum of the numbers in each column will be larger than the total number of people tested.**

Reporting lab	Inconclusive	Negative	Positive	Percent positive	Total
CVS MA1179POCT HUDSON		2	1	33%	3
FAMILY CARE SPECIALISTS OF ORLANDO			3	100%	3
INTERNAL MEDICINE AND WOUND CARE SPECIALIST LLC		3			3
PROPATH			3	100%	3
CVS PA7132POCT THORNDALE		3			3
RINGLING HEALTH CENTER		2	1	33%	3
CVS MO8555POCT KANSAS CITY		3			3
CVS IL8753POCT CHICAGO		3			3
NORTH NAPLES HOSPITAL RESPIRATORY THERAPY DEPARTMENT			3	100%	3
OCEAN PEDIATRIC CARE			3	100%	3
MEDEXPRESS URGENT CARE - HACKETTSTOWN		2	1	33%	3
SAN JUAN REGIONAL MEDICAL CENTER		3			3
HARBORCHASE OF STUART			3	100%	3
ANN STORCK CENTER INC		3			3
MINUTECLINIC DIAGNOSTIC OF NEW MEXICO LLC #7552		3			3
OPP HEALTH AND REHABILITATION		3			3
B2 URGENT CARE		1	2	67%	3
MONTANA PUBLIC HEALTH LAB			3	100%	3
CVS AZ1720POCT QUEEN CREEK		3			3
NEBRASKA DEPARTMENT OF HEALTH AND HUMAN SERVICES			3	100%	3
ALCALA PHARMACEUTICALS			3	100%	3
Kroger 448 - The Little Clinic Mason		3			3
NHC DICKSON		3			3
SOLERA SPECIALTY PHARMACY LLC		2	1	33%	3
MANATEE URGENT CARE LLC			3	100%	3
TAMPA INTERNATIONAL AIRPORT			3	100%	3
PRIMARY CARE CENTER OF LAKE CITY, THE			3	100%	3
UC CORAL GABLES		1	2	67%	3
ACL LABORATORIES INDUSTRIAL TOXICOLOGY			3	100%	3
BETHESDA HOSPITAL EAST BLOOD GAS LAB			3	100%	3
Kingston Care Center of Sylvania		3			3
COOSA VALLEY HEALTHCARE CENTER LLC		3			3
RIGHT AT HOME			3	100%	3
PEDIATRICS BY THE SEA JOG RD OFFICE			3	100%	3
AdventHealth Care Center Orlando North			3	100%	3
FULGENT GENETICS HOUSTON		3			3
ADVENTHEALTH MEDICAL GROUP OBSTETRICS			3	100%	3
GROVES CENTER			3	100%	3
HOLY CITY MED URGENT CARE			3	100%	3
WAL-MART STORES EAST LP		2	1	33%	3
LAURELLWOOD NURSING CENTER		1	2	67%	3
ST. PETERSBURG PEDIATRICS- 38TH AVENUE			3	100%	3
WEILL CORNELL MEDICAL ASSOCIATES - EAST SIDE		3			3
SCIENTIFIC LABORATORY DIVISION			3	100%	3
MEMORIAL HERMANN			3	100%	3
MT CARMEL PHARMACY INC		3			3
Michael J Crescenzi VA Outpatient Dialysis Center		3			3

COVID-19: testing by laboratory

Data through May 10, 2021 verified as of May 11, 2021 at 09:25 AM

Data in this report are provisional and subject to change.

The numbers in the table below represent the number of Florida and non-Florida residents for whom test results were received by the Department of Health. A person can be tested by more than one laboratory and can have both positive and negative results. **Therefore, the sum of the numbers in each column will be larger than the total number of people tested.**

Reporting lab	Inconclusive	Negative	Positive	Percent positive	Total
ORCHID COVE DAYTONA			3	100%	3
Schoolcraft Medical Care Facility		3			3
MEMORIAL HOSPITAL OF TAMPA			3	100%	3
BOONES CREEK URGENT CARE		1	2	67%	3
UHEALTH JACKSON URGENT CARE - CUTLER BAY		1	2	67%	3
CVS NE8616POCT LINCOLN		1	2	67%	3
GINKGO-IXLAYER		3			3
PHYSICIANS MEDICAL CENTER		3			3
ORLANDO AIRPORT DIALYSIS		3			3
UNIVERSITY HEALTH SERVICES RIVER CAMPUS		2	1	33%	3
LEXINGTON MEDICAL CENTER		1	2	67%	3
Kroger 635 - The Little Clinic Dacula		3			3
EDITH NOURSE ROGERS MEMORIAL VAMC		3			3
CORTLAND COUNTY HEALTH DEPARTMENT		3			3
WALGREENS #07502		3			3
MEDEXPRESS URGENT CARE - LINKHORNE		3			3
DOCTORS HOSPITAL RENAISSANCE			3	100%	3
TWELVE OAKS RECOVERY CENTER			3	100%	3
CORNERSTONE MEDICAL CARE OF BRANDON		2	1	33%	3
HOUSTON MEDICAL CENTER			3	100%	3
ASPIRUS WAUSAU HOSPITAL			3	100%	3
CENTURY LINK SPORTS COMPLEX			3	100%	3
MUNSON MEDICAL CENTER			3	100%	3
MEDRITE MEDICAL CARE PC		3			3
CABELL HUNTINGTON HOSPITAL CLINICAL LAB			3	100%	3
CVS IL2798POCT CHICAGO		1	2	67%	3
BLACKWATER RIVER			3	100%	3
BOLING, STEPHANIE		3			3
LINCOLN MEDICAL CENTER		3			3
VIRGINIA DEPARTMENT OF HEALTH DIVISION OF			3	100%	3
SPARROW CENTRAL LAB			3	100%	3
FLORIDA MEDICAL ASSOCIATES		3			3
NORTHSIDE HOSPITAL D/B/A ARTHRITIS		3			3
PENSACOLA MEDICAL CLINIC LLC			3	100%	3
Medilodge of Montrose		3			3
UNIVERSITY URGENT CARE			3	100%	3
SOFTLAB			3	100%	3
CCRX OF NORTH CAROLINA, LLC		2	1	33%	3
CVS NM7242POCT ALBUQUERQUE		3			3
CVS OH5457POCT POWELL		3			3
CARECENTER PHARMACY, LLC		3			3
SOUTHERN SURGICAL ARTS		3			3
CVS AZ7841POCT TUCSON		3			3
MEDSTAR URGENT CARE, LLC			3	100%	3
NORTHERN LIGHT LABORATORY		1	2	67%	3
HOUSTON METHODIST HOSPITAL			3	100%	3
UNITY HEALTH AND REHABILITATION CENTER			3	100%	3

COVID-19: testing by laboratory

Data through May 10, 2021 verified as of May 11, 2021 at 09:25 AM

Data in this report are provisional and subject to change.

The numbers in the table below represent the number of Florida and non-Florida residents for whom test results were received by the Department of Health. A person can be tested by more than one laboratory and can have both positive and negative results. **Therefore, the sum of the numbers in each column will be larger than the total number of people tested.**

Reporting lab	Inconclusive	Negative	Positive	Percent positive	Total
PREMIER MEDICAL CLINIC		3			3
PLANT CITY FAMILY CARE		3			3
Fort Gaines Health and Rehab		3			3
ERIE COUNTY PUBLIC HEALTH CLINICAL		3			3
RICHMOND CITY DEPARTMENT OF PUBLIC HEALTH			3	100%	3
MANORCARE NURSING & REHABILITATION CENTER-NAPLES		3			3
VA West Los Angeles Medical Center		3			3
PREMIER CLINICAL RESEARCH INSTITUTE INC			3	100%	3
MEDEXPRESS - WILMINGTON KIRKWOOD HIGHWAY		2	1	33%	3
GYN PATH SERVICES			3	100%	3
MANASOTA PEDIATRICS			3	100%	3
CVS TX7675POCT RED OAK		1	2	67%	3
CVS MA1945POCT HANOVER		3			3
NASSAU COUNTY HEALTH DEPARTMENT-FERNANDINA BEACH C		3			3
DOUGLASVILLE NURSING AND REHABILITATIO		3			3
UK HEALTHCARE			3	100%	3
Domiciliary Rehab & Residential Treatment Program		3			3
Walgreens #5984		3			3
MINUTECLINIC DIAG OF IND, LLC #5369		2	1	33%	3
PALM COTTAGE OPERATOR LLC		2	1	33%	3
NC STATE LABORATORY OF PUBLIC HEALTH		3			3
24TH WEAPONS OF MASS DESTRUCTION - CIVIL SUPPORT		3			3
Kroger 522 - The Little Clinic Gahanna		2	1	33%	3
MED FUSION			3	100%	3
MEDEXPRESS URGENT CARE - JEANNETTE		3			3
KISSIMMEE URGENT CARE		3			3
MISSISSIPPI CARE CENTER OF DEKALB LLC		3			3
FLORIDA LABORATORY ANALYSIS, LLC			3	100%	3
KAP MEDICAL GROUP, LLC			3	100%	3
HARBOUR'S EDGE		2	1	33%	3
HIALEAH SHORES NURSING AND		2	1	33%	3
SCHIFF CENTER FOR LIVER DISEASES		1	2	67%	3
Magnolia Health and Rehab Center			3	100%	3
NEXTCARE WYOMING LLC			3	100%	3
PREMIER FAMILY AND SPORTS MEDICINE		2	1	33%	3
CLINICAL CARE ASSOCIATES, INC			3	100%	3
CVS IN6605POCT INDIANAPOLIS		2	1	33%	3
HEPATOLOGY DIAGNOSTIC LAB			3	100%	3
MEDEXPRESS URGENT CARE - RICHMOND, W BROAD ST		3			3
CDK LIBERTY ENTERPRISES, LLC		3			3
GENDERXPRESS/PICTURE ME PERFECT IMAGING			3	100%	3
PRISMA HEALTH MIDLANDS			3	100%	3
SIGNATURE CARE PFLUGERVILLE			3	100%	3
LEESBURG COMMUNITY HEALTH CENTERS			3	100%	3
JOHN KNOX MANOR INC II		2	1	33%	3
MEDEXPRESS URGENT CARE, EDWARDSVILLE		3			3
LAB PLUS, LLC AT ASCENSION SAINT THOMA		3			3

COVID-19: testing by laboratory

Data through May 10, 2021 verified as of May 11, 2021 at 09:25 AM

Data in this report are provisional and subject to change.

The numbers in the table below represent the number of Florida and non-Florida residents for whom test results were received by the Department of Health. A person can be tested by more than one laboratory and can have both positive and negative results. **Therefore, the sum of the numbers in each column will be larger than the total number of people tested.**

Reporting lab	Inconclusive	Negative	Positive	Percent positive	Total
SUN TERRACE HEALTH CARE CENTER			3	100%	3
PIEDMONT MOUNTAINSIDE HOSPITAL LAB - E		3			3
PRECIDENT FLORIDA		3			3
CHEROKEE COUNTY HEALTH AND REHAB CENTER		3			3
CVS PA7611POCT ALLISON PARK		3			3
COMMUNITY MEDICAL CENTER			3	100%	3
SAMARITAN PACIFIC COMMUNITIES HOSPITAL		2	1	33%	3
THOMAS LANGLEY			3	100%	3
WALGREENS #11329		3			3
NEMOURS CHILDRENS PRIMARY CARE MAITLAND			3	100%	3
MEDEXPRESS URGENT CARE - WHEELING		2	1	33%	3
HUMC		1	2	67%	3
BROOKDALE SENIOR LIVING			3	100%	3
MEMORIAL HERMANN CONSOLIDATED LABORATORY SERVICES			3	100%	3
CVS IN6559POCT AVON		3			3
US SPECIALTY LABS			3	100%	3
ONE MEDICAL GROUP		1	2	67%	3
CURATIVE TEXAS			3	100%	3
PUBLIC HEALTH TRUST OF MIAMI DADE COUNTY			3	100%	3
NEW YORK STATE DEPARTMENT OF HEALTH		1	2	67%	3
OPTUM PRIMARY CARE - SILVER LAKES			3	100%	3
PINELLAS CHD - CLEARWATER		2	1	33%	3
ACCESS LABORATORIES LLC			3	100%	3
WEST TN HEALTH MED NORTH		3			3
HEALTH AND WELLNESS URGENT CARE LLC			3	100%	3
EXETER HOSPITAL		3			3
CVS MA335POCT RAYNHAM		3			3
CVS AZ7075POCT CHANDLER		3			3
CAMPAZZI CONCIERGE MEDICAL SERVICES		2	1	33%	3
URGENT DOC - URGENT CARE CLINIC			3	100%	3
FIRST CARE - MIDDLESBORO			3	100%	3
BROOKDALE LAKE MARY			3	100%	3
MEDICAL CENTER OF THE ROCKIES			3	100%	3
CROWNE HEALTH CARE OF FORT PAYNE		2	1	33%	3
KIDSVILLE PEDIATRICS IV PA		1	2	67%	3
Illiana HCS -Danville VAMC		3			3
EAST NAPLES PEDIATRICS			3	100%	3
WALGREENS #01456		3			3
CUMBERLAND MEDICAL CENTER INC		3			3
GULF COAST IMMEDIATE CARE CENTER		1	2	67%	3
NORTHSIDE FAMILY MEDICINE AND URGENT CARE (HOLLY SPRINGS)		3			3
MINUTECLINIC, LLC #05814		3			3
NEMOURS CHILDRENS PRIMARY CARE HORIZON WEST			3	100%	3
FREDERICK MEMORIAL HOSPITAL			3	100%	3
ESTERO FIRE RESCUE		3			3
CVS MA654POCT ACTON		3			3
ALVERNO CLINICAL LABORATORIES			2	100%	2

COVID-19: testing by laboratory

Data through May 10, 2021 verified as of May 11, 2021 at 09:25 AM

Data in this report are provisional and subject to change.

The numbers in the table below represent the number of Florida and non-Florida residents for whom test results were received by the Department of Health. A person can be tested by more than one laboratory and can have both positive and negative results. **Therefore, the sum of the numbers in each column will be larger than the total number of people tested.**

Reporting lab	Inconclusive	Negative	Positive	Percent positive	Total
ACN PHYSICIANS GROUP CORP			2	100%	2
MICARE CLINC			2	100%	2
FLORIDA KEYS PED & ADOLES CTR			2	100%	2
CROSSTOWN PHARMACY		2			2
HUMILITY OF MARY HEALTH PARTNERS			2	100%	2
DOCTOR'S IN-HOUSE LAB/COMMUNITY HEALTH CENTERS OF PINELLAS – JOHNNIE R			2	100%	2
PHOEBE BERKS HEALTH CARE CENTER		2			2
HERITAGE VILLAGE REHAB & SKILLED NURSI		2			2
KETTERING MEDICAL CENTER			2	100%	2
MILLERSVILLE UNIVERSITY HEALTH SERVICE		2			2
TMH EC NORTHEAST LABORATORY			2	100%	2
Garden Care Center		2			2
CEDARS-SINAI MEDICAL CENTER			2	100%	2
GERM BUSTERS 911 LLC			2	100%	2
LARKIN COMMUNITY HOSPITAL PALM SPRINGS CAMPUS		1	1	50%	2
MINERS COLFAX MEDICAL CENTER		2			2
Timber Ridge Health Care Center			2	100%	2
ROPER HOSPITAL			2	100%	2
BRADENTON DIALYSIS			2	100%	2
HCR MANOR CARE SERVICES OF FLORIDA III INC		2			2
INSPIRE HEALTHCARE CENTER			2	100%	2
COASTAL MEDICAL LAB			2	100%	2
MEMORIAL HOSPITAL WEST			2	100%	2
OAKMONT EAST- GREENVILLE SC, LLC		2			2
ST ANTHONY COMMUNITY HOSPITAL LAB		1	1	50%	2
PIEDMONT WALTON HOSPITAL		2			2
PIEDMONT URGENT CARE - CONYERS		2			2
AZALEA HEALTH AND REHABILITATION		2			2
CHAPPEL GROUP RESEARCH, THE		2			2
EXPRESS PHARMACY INC		1	1	50%	2
PruittHealth Lakehaven		2			2
CVS TX4794POCT ARLINGTON		2			2
LEHIGH MEDICAL AND RESEARCH CENTER, INC			2	100%	2
SUNSHINE PHARMACY		2			2
Kroger 686 - The Little Clinic Farragut		2			2
PLASMA MED RESEARCH DBA		2			2
UNITED PHYSICIAN GROUP FAMILY MEDICINE OF HAMPTON		2			2
Crest Manor Living and Rehabilitation		2			2
NSUH AT SYOSSET		2			2
NORTH OKALOOSA PHYSICIAN GRP - WALK IN CLINIC			2	100%	2
ST JOHNS EPISCOPAL HOSPITAL SOUTH SHORE		1	1	50%	2
BENEVA LAKES ASSISTED LIVING CENTER			2	100%	2
ACKERMAN CANCER CENTER		2			2
CAROLINA BAY HEALTHCARE CTR OF WILMING		2			2
ELMHURST MEMORIAL HOSPITAL			2	100%	2
ATVIVO LLC		2			2
KJ MEDICAL PRACTICE PC		2			2

COVID-19: testing by laboratory

Data through May 10, 2021 verified as of May 11, 2021 at 09:25 AM

Data in this report are provisional and subject to change.

The numbers in the table below represent the number of Florida and non-Florida residents for whom test results were received by the Department of Health. A person can be tested by more than one laboratory and can have both positive and negative results. **Therefore, the sum of the numbers in each column will be larger than the total number of people tested.**

Reporting lab	Inconclusive	Negative	Positive	Percent positive	Total
MEDEXPRESS URGENT CARE - WICHITA, N MAIZE RD		1	1	50%	2
HEALTH PARTNERS REGIONAL HOSPITAL			2	100%	2
PM PEDIATRICS OF SELDEN, PLLC		2			2
ADVENTHEALTH EAST ORLANDO EMPLOYEE CLINIC		2			2
SUMMIT URGENT CARE PS			2	100%	2
HARTFORD HEALTH CARE & REHABILITATION			2	100%	2
GUARDIAN HOME CARE OF CENTRAL GEORGIA		2			2
FL DEPT OF HEALTH MARION COUNTY MOBILE HEALTH UNIT			2	100%	2
AVERA MEDICAL GROUP			2	100%	2
NOVA SOUTHEASTERN UNIVERSITY - STUDENT MEDICAL CTR			2	100%	2
ORLANDO DIALYSIS		1	1	50%	2
Church Creek SNF			2	100%	2
VITAL CARE CLINIC, LLC			2	100%	2
HENRY FORD WEST BLOOMFIELD HOSPITAL			2	100%	2
CVS OH3306POCT AKRON		1	1	50%	2
WALGREENS NO 10512		1	1	50%	2
AMERICAN RESEARCH CENTERS OF FLORIDA			2	100%	2
ASSOCIATES IN INTERNAL MEDICINE PA			2	100%	2
Kroger 356 - The Little Clinic Middletown		2			2
AMERICAN FAMILY CARE URGENT CARE		1	1	50%	2
SHELBYVILLE HOSPITAL COMPANY		2			2
Kroger 687 - The Little Clinic Sugar Hill		1	1	50%	2
PM PEDIATRICS OF BAYSIDE, PLLC - RIVE		2			2
METROHEALTH SYSTEM			2	100%	2
PALM BEACH DIABETES & ENDOCRINE SPECIALISTS PA			2	100%	2
FLORIDA MEDICAL CLINIC RADIOLOGY DALE MABRY		2			2
MERCY MEDICAL CENTER INC		1	1	50%	2
JENNIE STUART MEDICAL CENTER			2	100%	2
MEASE COUNTRYSIDE HOSPITAL CARDIAC REH			2	100%	2
SOUTH TAMPA AFTER HOURS CLINIC			2	100%	2
ALABAMA REFERENCE LAB			2	100%	2
FEDERAL CORRECTIONAL INSTITUTION MARIANNA			2	100%	2
NORTON IMMEDIATE CARE CENTER - PRESTON			2	100%	2
NEW YORK PSYCHIATRIC INSTITUTE		2			2
MOUNT SINAI MEDICAL CENTER HIALEAH			2	100%	2
FLORIDA SCHOOL FOR THE DEAF & BLIND			2	100%	2
ANDERSON COUNTY HOSPITAL			2	100%	2
BERKSHIRE MEDICAL CENTER			2	100%	2
ORLANDO LUTHERAN TOWERS		1	1	50%	2
BAYFRONT CARDIOVASCULAR ASSOCIATES		1	1	50%	2
SOUTH DAKOTA DEPARTMENT OF HEALTH		2			2
MAGNOLIA ADULT, LLC			2	100%	2
MID-FLORIDA HEMATOLOGY AND ONCOLOGY CENTERS		2			2
LOUIS A JOHNSON VAMC		2			2
PRECISION DIAGNOSTIC INC		2			2
Mary Anna Nursing Home		2			2
MARCO ISLAND HOSPITAL INC D/B/A		1	1	50%	2

COVID-19: testing by laboratory

Data through May 10, 2021 verified as of May 11, 2021 at 09:25 AM

Data in this report are provisional and subject to change.

The numbers in the table below represent the number of Florida and non-Florida residents for whom test results were received by the Department of Health. A person can be tested by more than one laboratory and can have both positive and negative results. **Therefore, the sum of the numbers in each column will be larger than the total number of people tested.**

Reporting lab	Inconclusive	Negative	Positive	Percent positive	Total
Highland Rehabilitation and Nursing Center		2			2
CVS M08581POCT BLUE SPRINGS		1	1	50%	2
HEALTH GROUP CENTER INC			2	100%	2
MEDSTAR HARBOR HOSPITAL			2	100%	2
FIRST PREVENTION AND DIALYSIS CENTER LLC			2	100%	2
WATERBURY HOSPITAL REFERENCE LAB			2	100%	2
COMPLETE HEALTH MEDICAL CENTER			2	100%	2
University Center East			2	100%	2
OSF SAINT FRANCIS MEDICAL CENTER			2	100%	2
Alden Des Plaines			2	100%	2
TENNESSEE VALLEY HCS			2	100%	2
St. Luke's Care Center		2			2
INA		1	1	50%	2
MOBILE COUNTY HEALTH DEPARTMENT		1	1	50%	2
MEDCARE		2			2
POLK PEDIATRICS		1	1	50%	2
HMH HOSPITALS CORPORATION		2			2
CARE ATC SUN HYDRAULICS TALLAVAST			2	100%	2
HERNANDO CHILDREN'S			2	100%	2
NEW BRIDGE MEDICAL CENTER		2			2
CVS NE2741POCT LA VISTA		2			2
KANSAS CITY VA MEDICAL CENTER			2	100%	2
BLOSSOMS ASSISTED LIVING 1 LLC			2	100%	2
UF KANAPAHA LAB BEAKER		2			2
ACCESS MEDICAL GROUP OF FLORIDA CITY			2	100%	2
SHANDS JACKSONVILLE CLINICAL CENTER		1	1	50%	2
CITRUS DERMATOLOGY			2	100%	2
TANNER MEDICAL CENTER VILLA RICA		2			2
JEFFERSON WASHINGTON TOWNSHIP HOSPITAL		2			2
CHRISTUS SPOHN HOSPITAL			2	100%	2
INTERNAL MEDICINE SPECIALISTS MEDICAL GROUP, PA		2			2
MEDICAL ARTS LABORATORY			2	100%	2
NORTHSIDE FAMILY MEDICINE AND URGENT CARE (EAST COBB)		2			2
CARE 365			2	100%	2
Bethel Lutheran Home		2			2
MINUTE CLINIC DIAGNOSTICS OF IN, LLC #6252		2			2
WELLSTREET - SADDLEBROOK		2			2
DAVENPORT PEDIATRICS CLERMONT			2	100%	2
KIVA AT MOUNT DORA			2	100%	2
TEMPLE UNIVERSITY HOSPITAL			2	100%	2
EXCELTOX LABORATORIES LLC		2			2
WAKULLA URGENT CARE & DIAGNOSTIC			2	100%	2
PRIMACARE MEDICAL LAKEWOOD			2	100%	2
FORT MYERS NORTH DIALYSIS		1	1	50%	2
LABRADOR PRIMARY CARE CENTER			2	100%	2
UNIVERSITY OF VERMONT MEDICAL CENTER			2	100%	2
COLD SPRING HILLS CENTER FOR NURSING A		2			2

COVID-19: testing by laboratory

Data through May 10, 2021 verified as of May 11, 2021 at 09:25 AM

Data in this report are provisional and subject to change.

The numbers in the table below represent the number of Florida and non-Florida residents for whom test results were received by the Department of Health. A person can be tested by more than one laboratory and can have both positive and negative results. **Therefore, the sum of the numbers in each column will be larger than the total number of people tested.**

Reporting lab	Inconclusive	Negative	Positive	Percent positive	Total
SHELL POINT HOME HEALTH			2	100%	2
CRAWFORD COUNTY CARE CENTER		2			2
FAST TEST NOW		2			2
SALEM VAMC		2			2
SWEDISH COVENANT HOSPITAL			2	100%	2
AHC PARIS		2			2
BIOHEALTH MEDICAL LAB INC			2	100%	2
Jackson Health Care Facility			2	100%	2
Kroger 762 - The Little Clinic Clarksville		2			2
VIRGINIA DEPT OF HEALTH OFFICE OF EPIDEMIOLOGY			2	100%	2
RAPID MD			2	100%	2
ATHENA CARE RESOURCES LLC		2			2
HEALTH NETWORK LAB			2	100%	2
Buena Vista Care Center		2			2
Walgreens #9890		2			2
Jacob's Creek Nursing and Rehabilitation Center		2			2
HAMPTON VAMC		2			2
SAWGRASS PEDIATRIC PARTNERS LLC			2	100%	2
PUBLIX PHARMACY #1048		2			2
POMERENE HOSPITAL			2	100%	2
METHODIST MANSFIELD MEDICAL CENTER			2	100%	2
PUBLIX PHARMACY #1387		2			2
GSM OCED Subsection			2	100%	2
ROUTE 16 PHARMACY LLC DBA HOLLAND PHAR		2			2
CVS MI8287POCT MACOMB		2			2
DEPT OF HEALTH			2	100%	2
MOORE CLINICAL RESEARCH INC			2	100%	2
VILLAGES HEALTH SYSTEM, LLC, THE			2	100%	2
VAULT HEALTH			2	100%	2
WE CARE HOME HEALTH SOLUTIONS LLC			2	100%	2
MAWD PATHOLOGY GROUP			2	100%	2
Coos County Nursing Home		2			2
FLORIDA MEDICAL CLINIC, LLC			2	100%	2
MED-LAKE LABORATORY, LLC			2	100%	2
NORTHSIDE FAMILY MEDICINE AND URGENT CARE (CUMMING)		2			2
EXPRESS CARE WALK-IN CLINIC			2	100%	2
Kroger 328 - The Little Clinic Henderson Road		2			2
CENTRAL JERSEY URGENT CARE OF GREEN BR		2			2
BLANCHARD VALLEY HOSPITAL LABORATORY			2	100%	2
HOPE HEALTH & WELLNESS		2			2
UWMC MONTLAKE DEPT OF LAB MED			2	100%	2
MEDEXPRESS URGENT CARE - LINCOLN VILLA		2			2
RIVIERA BEACH INTEGRATED CARE INC			2	100%	2
RUST MEDICAL CENTER		2			2
CORTLAND PARK REHABILITATION AND NURSING CENTER		1	1	50%	2
MEDEXPRESS URGENT CARE - SPRINGDALE, S 40TH STREET		2			2
URGENTMED PLANTATION			2	100%	2

COVID-19: testing by laboratory

Data through May 10, 2021 verified as of May 11, 2021 at 09:25 AM

Data in this report are provisional and subject to change.

The numbers in the table below represent the number of Florida and non-Florida residents for whom test results were received by the Department of Health. A person can be tested by more than one laboratory and can have both positive and negative results. **Therefore, the sum of the numbers in each column will be larger than the total number of people tested.**

Reporting lab	Inconclusive	Negative	Positive	Percent positive	Total
MINUTECLINIC MINUTECLINIC #4978		1	1	50%	2
GULF COAST MEDICAL CENTER RESPIRATORY CARE			2	100%	2
ALL PEDIATRIC CARE PA			2	100%	2
Kroger 745 - The Little Clinic Somerset		2			2
CARE NOW DENTON			2	100%	2
Aston Park Health Care Facility		2			2
JACKSON LABORATORY OF GENOMIC MEDICINE		2			2
HOLY TRINITY PHARMACY LLC		2			2
North Ottawa Care Center at Heartwood Lodge		2			2
CVS NC6633POCT FAYETTEVILLE		2			2
CARLE FOUNDATION HOSPITAL LABORATORY			2	100%	2
WISE HEALTH SYSTEM		1	1	50%	2
NYU LANGONE HUNTINGTON MEDICAL GROUP		2			2
ACCESS MEDICAL GROUP OF TAMPA II, INC		2			2
CVS IN6611POCT INDIANAPOLIS		1	1	50%	2
DELRAY BEACH HEALTH CENTER			2	100%	2
CREATIVE HEALTH CENTER			2	100%	2
RAINY LAKE MEDICAL CENTER			2	100%	2
Tidelands Health Rehabilitation Hospital			2	100%	2
Hartwell Health and Rehabilitation		2			2
BERNHARDT LABORATORIES INC			2	100%	2
UNIVERSITY OF BALTIMORE WASHINGTON MEDICAL CENTER			2	100%	2
PULMONARY MEDICINE		2			2
Advanced Rehabilitation and Healthcare of Wichita Falls		2			2
Glenburn Home		2			2
ALL CHILDRENS PEDIATRIC CLINIC			2	100%	2
BETHESDA HOSPITAL			2	100%	2
PHYSICIANS LABORATORY SERVICES			2	100%	2
VENETIAN GARDENS		2			2
FIRSTCHOICE FAMILY CARE, PLLC		2			2
CVS AZ9277POCT TUCSON		2			2
AHSC ADVENTHEALTH WELL 65 PLUS		2			2
SWIFT CREEK HEALTH CENTER AT THE TEMPL		2			2
ManorCare Health Services Peters Township		2			2
PROFESSIONAL DIALYSIS CENTER			2	100%	2
PEDIATRIC HEALTH CARE		1	1	50%	2
NEW YORK CITY CENTRAL COVID			2	100%	2
CENTRAL FLORIDA FAMILY HEALTH CENTER		2			2
CALIFORNIA DIVISION OF COMMUNICABLE DISEASE CONTROL			2	100%	2
WURLAND NURSING AND REHABILITATION, L		2			2
ADVENT HEALTH - OWASA			2	100%	2
Kroger 130 - The Little Clinic Colorado Springs		2			2
MOBILE MEDICAL UNIT- SAINT JOSEPH REG		2			2
Southern Pines Healthcare Center		1	1	50%	2
RMC BROOKHOLLOW MED AESTHETICS INC		2			2
TRUE HEALTH INC			2	100%	2
CVS NJ2369POCT JACKSON		2			2

COVID-19: testing by laboratory

Data through May 10, 2021 verified as of May 11, 2021 at 09:25 AM

Data in this report are provisional and subject to change.

The numbers in the table below represent the number of Florida and non-Florida residents for whom test results were received by the Department of Health. A person can be tested by more than one laboratory and can have both positive and negative results. **Therefore, the sum of the numbers in each column will be larger than the total number of people tested.**

Reporting lab	Inconclusive	Negative	Positive	Percent positive	Total
Dexter Health Care		2			2
SKY LAKES MEDICAL CENTER		2			2
PIEDMONT MOUNTAINSIDE HOSPITAL LABORAT		2			2
Cedar Valley Nursing & Rehab Center		2			2
FLORIDA SPINE AND PAIN SPECIALISTS		2			2
LOURDES-NOREEN MCKEEN RESIDENCE□			2	100%	2
TLC MEDICAL			2	100%	2
AHC Forest cove		2			2
SHORE MEDICAL CENTER		2			2
INN AT LAPOSADA,THE			2	100%	2
FLORIDA SOUTHERN COLLEGE		1	1	50%	2
Kroger 426 - The Little Clinic Suwanee		2			2
CPL INC/BSSC PATHOLOGY		2			2
DMC UNIVERSITY LABORATORIES		1	1	50%	2
REDMOND REGIONAL MEDICAL CENTER		1	1	50%	2
Beecher Manor Nursing and Rehabilitation Center		2			2
MEDPOST - NORTH DALLAS			2	100%	2
Kroger 020 - The Little Clinic Wheat Ridge		2			2
MC MEDICAL			2	100%	2
Douglas County Health Center		2			2
WAKE FOREST MEDICAL CENTER LABORATORY			2	100%	2
KEY WEST HMA PHYSICIAN MANAGEMENT, LLC			2	100%	2
WEST HOUSTON MEDICAL CENTER			2	100%	2
MIRAMAR KIDNEY CENTER		1	1	50%	2
UPSON REGIONAL MEDICAL CENTER		1	1	50%	2
MEDEXPRESS URGENT CARE - SPRINGFIELD, COOLEY ST		2			2
AYASS BIOSCIENCE LLC			2	100%	2
OUR LADY OF THE LAKE REGIONAL MEDICAL CENTER			2	100%	2
ONSLOW COUNTY HEALTH DEPARTMENT			2	100%	2
WALKONCLINIC			2	100%	2
MEDEXPRESS URGENT CARE - RUSSELLVILLE, W MAIN ST		2			2
BNJ		2			2
BAPTIST HEALTH MEDICAL PLAZA			2	100%	2
NEW YORK UNIVERSITY MEDICAL CENTER			2	100%	2
IMMEDIATE CARE MEDICAL CENTER			2	100%	2
POPLAR HEALTHCARE			2	100%	2
TRINITY DIALYSIS			2	100%	2
STATCARE URGENT AND WALK-IN			2	100%	2
HEARTLAND REGIONAL MEDICAL CENTER		1	1	50%	2
CLINIC OF PLANT CITY, THE		2			2
HERITAGE CARE AND REHABILITATION CENTE		2			2
Bedford Care Center of Hattiesburg		2			2
TWIN LAKES REHAB & HEALTHCARE		2			2
WillowBrooke Court at Westminster Village		2			2
UNITY LONGPOND		2			2
APPLECARE VALDOSTA			2	100%	2
EXCUSED ABSENCE PLLC		2			2

COVID-19: testing by laboratory

Data through May 10, 2021 verified as of May 11, 2021 at 09:25 AM

Data in this report are provisional and subject to change.

The numbers in the table below represent the number of Florida and non-Florida residents for whom test results were received by the Department of Health. A person can be tested by more than one laboratory and can have both positive and negative results. **Therefore, the sum of the numbers in each column will be larger than the total number of people tested.**

Reporting lab	Inconclusive	Negative	Positive	Percent positive	Total
Kingston of Miamisburg		2			2
UTMB PATHOLOGY CLINICAL SERVICES LABORATORY			2	100%	2
CareATC - Enovation Controls			2	100%	2
MEDEXPRESS URGENT CARE - DERBY N ROCK		2			2
STEWART ST ELIZABETH MEDICAL CENTER			2	100%	2
DALLAS BAPTIST UNIVERSITY - HEALTH SERVICES			2	100%	2
LINIL VISITING NURSES, INC		2			2
UMHC HOLLYWOOD LABORATORY			2	100%	2
LILY PHARMACY		2			2
MINUTECLINIC DIAGNOSTIC OF KANSAS, PC		2			2
ASANTE ROGUE REGIONAL MEDICAL CENTER L		2			2
NLC LABS			2	100%	2
SPECIALTY LABORATORIES			2	100%	2
BAPTIST HEALTH PRIMARY CARE AT DORAL			2	100%	2
TRICORE REFERENCE LABORATORY		1	1	50%	2
Warren Center for Rehabilitation and Nursing		2			2
MEDEXPRESS URGENT CARE - SOUTH CHARLESTON		2			2
LAB PLUS, LLC			2	100%	2
UNIVERSITY MEDICAL CENTER OF SOUTHERN NEVADA (UMCSN)			2	100%	2
COLUMBIA COTTAGE		2			2
Lenawee Medical Care Facility		2			2
MEDEXPRESS URGENT CARE - CONWAY		2			2
NEMOURS CHILDRENS PRIMARY CARE CLERMONT			2	100%	2
SANTA ROSA COUNTY HEALTH DEPARTMENT			2	100%	2
FLORIDA DEPARTMENT OF HEALTH IN ESCAMBIA COUNTY		1	1	50%	2
VA CBOC			2	100%	2
Kroger 400 - The Little Clinic Hartley Bridge Rd		1	1	50%	2
GULF COAST REGIONAL MEDICAL CARE		2			2
RAPID MEDLAB (002MO)		2			2
ADVANCED MEDICAL OF FLORIDA			2	100%	2
SHERIDAN AT HOBE SOUND, THE			2	100%	2
FASTCARE LLC			2	100%	2
ADVAGENIX			2	100%	2
CVS AZ9374POCT TUCSON		2			2
WALGREENS - 10856		2			2
FAMILY URGENT CARE		2			2
HOME ACCESS HEALTH			2	100%	2
HEAD 2 TOE PEDIATRICS, PLLC		1	1	50%	2
AHC Humboldt		2			2
ENCOMPASS HEALTH HOME HEALTH		1	1	50%	2
SYNEOS HEALTH			2	100%	2
VA Boston HCS-West Roxbury Division		1	1	50%	2
ST VINCENT'S AMBULATORY CARE INC			2	100%	2
STAGES OF LIFE MEDICAL INSTITUTE			2	100%	2
FLORIDA MEDICAL CLINIC IM LUTz			2	100%	2
AL MANI HEALTH INSTUTUTE		2			2
EXPRESS CARE OF LEESBURG			2	100%	2

COVID-19: testing by laboratory

Data through May 10, 2021 verified as of May 11, 2021 at 09:25 AM

Data in this report are provisional and subject to change.

The numbers in the table below represent the number of Florida and non-Florida residents for whom test results were received by the Department of Health. A person can be tested by more than one laboratory and can have both positive and negative results. **Therefore, the sum of the numbers in each column will be larger than the total number of people tested.**

Reporting lab	Inconclusive	Negative	Positive	Percent positive	Total
EDGEWATER RETIREMENT MANOR			2	100%	2
SCDHEC BUREAU OF LABORATORIES			2	100%	2
CARBON HEALTH			2	100%	2
SPRING HILL REGIONAL HOSPITAL			2	100%	2
CVS TN5694POCT SODDY DAISY		2			2
ATLAS GENOMICS			2	100%	2
RAPID RESULT CORP LLC		1	1	50%	2
Lynwood		2			2
TRIDENT ANTI AGING LLC			2	100%	2
CHESTERFIELD HEALTHCARE GROUP, INC		2			2
NEMOURS CHILDRENS HORIZON WEST			2	100%	2
LIFETIME FAMILY URGENT CARE			2	100%	2
ADVANTA ANALYTICAL LABORATORIES			2	100%	2
BLUEWATER TOXICOLOGY			2	100%	2
MEDEXPRESS URGENT CARE - BENTON		2			2
BAYLOR COLLEGE OF MEDICINE			2	100%	2
MELBOURNE URGENT CARE			2	100%	2
UNIVERSITY OF MISSOURI HEALTH CARE			2	100%	2
Eugene J. Towbin Healthcare Center		2			2
Waycross Health and Rehabilitation		2			2
MEDEXPRESS URGENT CARE - ST CLAIR, CLOVER DR.		1	1	50%	2
The Laurels of Hendersonville		2			2
DNA DIAGNOSTICS CENTER		2			2
RENFREW CENTERS INC		2			2
Holiday Retirement Home			2	100%	2
GOUVERNEUR HOSPITAL LABORATORY		2			2
Lake Charles Healthcare LLC dba Landmark Lake Charles			2	100%	2
CATHOLIC HEALTH LABORATORY SERVICES		2			2
Walgreens #12427		1	1	50%	2
Harris Hill Nursing Facility		2			2
CONWAY MEDICAL CENTER			2	100%	2
MCCALLIE SCHOOL-STUDENT HEALTH CENTER		2			2
LABCORP OF AMERICA HOLDINGS		1	1	50%	2
SPRING VALLEY HOSPITAL MEDICAL CENTER			2	100%	2
WEST VIRGINIA LABORATORIES			2	100%	2
ABBEY DELRAY SOUTH IN FLORIDA			2	100%	2
Manor At Perrysburg		2			2
Bethany Manor		2			2
CHRISTIAN REST HOME ASSOC		2			2
MORRISTOWN MEMORIAL HOSPITAL		2			2
GALEN BAYLOR EXTENSION		2			2
FLAGLER HOME CARE			2	100%	2
NATIONWIDE LABORATORY SERVICES		1	1	50%	2
Kroger 739 - The Little Clinic La Grange Road		2			2
RAPID URGENT CARE - ALBANY			2	100%	2
NEMOURS CHILDREN'S PRIMARY CARE THE VILLAGES		2			2
NORTH SHORE HEMATOLOGY-ONCOLOGY ASSOCIATES		2			2

COVID-19: testing by laboratory

Data through May 10, 2021 verified as of May 11, 2021 at 09:25 AM

Data in this report are provisional and subject to change.

The numbers in the table below represent the number of Florida and non-Florida residents for whom test results were received by the Department of Health. A person can be tested by more than one laboratory and can have both positive and negative results. **Therefore, the sum of the numbers in each column will be larger than the total number of people tested.**

Reporting lab	Inconclusive	Negative	Positive	Percent positive	Total
PREMIER FAMILY CARE I, INC			2	100%	2
WARD MEMORIAL HOSPITAL		2			2
AGILE URGENT CARE			2	100%	2
WILCOX MEDICAL CENTER-ALMA COLLEGE		2			2
DURAND SENIOR CARE & REHAB CENTER		2			2
EXPERTUS LABORATORIES, INC.			2	100%	2
Cooperstown Center for Nursing and Rehabililtation		2			2
STANKUS FAMILY CARE		1	1	50%	2
Colonial Manor Nursing and Rehabilitation Center		2			2
MAINE CENTER FOR DISEASE CONTROL AND PREVENTION			2	100%	2
BAYSHORE MEDICAL CENTER			2	100%	2
BAYCARE LABORATORIES			2	100%	2
ABSOLUTE QUICK CARE		1	1	50%	2
MAGNOLIA MANOR OF COLUMBUS		2			2
FLORIDA COMMUNITY HEALTH CENTERS, INC.			2	100%	2
BIRMINGHAM INTERNAL MEDICINE ASSOCIATE		1	1	50%	2
CLEVELAND CLINIC IMAGING			2	100%	2
SIMPLY HEALTHCARE AND WELLNESS CLINIC, PC			2	100%	2
WEAKLEY COUNTY REHAB AND NURSING CENTER		2			2
SANFORD REGIONAL HOSPITAL WORTHINGTON		2			2
MEDSTAR HEALTH URGENT CARE			2	100%	2
BAPTIST HEALTHCARE - LAKEVIEW CENTER INC		2			2
SUNBRIDGE CARE & REHAB FOR DECATUR		2			2
DEKALB MEDICAL CENTER LABORATORY			2	100%	2
SWEETWATER NURSING CENTER		2			2
CLINICAL REFERENCE LABORATORY, INC		2			2
The Grand Rehabilitation & Nursing Utica		2			2
CRESTVIEW CLINICAL LABORATORY			2	100%	2
ST. MARY'S MEDICAL CENTER EVANSVILLE, INC			2	100%	2
JORDAN VALLEY MEDICAL CENTER			2	100%	2
INTEGRITY CLINICAL RESEARCH CENTER INC		1	1	50%	2
MEMORIAL SLOAN KETTERING CANCER CENTER		1	1	50%	2
MAYO CLINIC COUMADIN CLINIC LABORATORY		1	1	50%	2
GET WELL EXPRESS URGENT CARE & WALK-IN CLINIC			2	100%	2
ASHLEY PEDIATRICS			2	100%	2
CAREATC - PALM HARBOR		1	1	50%	2
CVS MA38POCT CHARLTON		2			2
FLORIDA PRIMARY CARE CENTER PA		2			2
JOHN D. ARCHBOLD MEM. HOSPITAL			2	100%	2
SPRINGS MEDICAL LAB		1	1	50%	2
PALOS COMMUNITY HOSPITAL LABORATORY			2	100%	2
AMEDISYS HOME HEALTH OF GREENVILLE			2	100%	2
NEMOURS CHILDREN'S PRIMARY CARE OF VERO BEACH			2	100%	2
NEWTON MEMORIAL HOSPITAL		2			2
BROOKDALE PALM BEACH GARDENS			2	100%	2
JMC TALLAHASSEE, LLC			2	100%	2
Parkwood in the Pines		2			2

COVID-19: testing by laboratory

Data through May 10, 2021 verified as of May 11, 2021 at 09:25 AM

Data in this report are provisional and subject to change.

The numbers in the table below represent the number of Florida and non-Florida residents for whom test results were received by the Department of Health. A person can be tested by more than one laboratory and can have both positive and negative results. **Therefore, the sum of the numbers in each column will be larger than the total number of people tested.**

Reporting lab	Inconclusive	Negative	Positive	Percent positive	Total
LEXINGTON PLACE			2	100%	2
Sanford Health & Rehabilitation			2	100%	2
METHODIST SPECIALTY CARE CENTER		2			2
SOUTHEASTERN INSTITUTE OF RESTORATIVE MEDICINE		1	1	50%	2
INSPIRIT SENIOR LIVING			2	100%	2
FIRST CHOICE MEDICAL PC			2	100%	2
ONTARIO COUNTY PUBLIC HEALTH		2			2
Harbert Hills Academy Nursing Home		2			2
THE HOSPITAL OF PROVIDENCE EMERGENCY ROOM			2	100%	2
GOLISANO PEDIATRICS PORT CHARLOTTE HARBOR		2			2
First Care Living Center/Essentia Health			2	100%	2
ALLSTATE HEALTH SERVICES, INC		2			2
PM PEDIATRICS OF BAYSIDE PLLC - BELLER		2			2
Kroger 596 - The Little Clinic Brentwood		2			2
ST ANTHONY'S PINELLAS CARE CLINIC			2	100%	2
Delaware Court Healthcare Center		2			2
Winer Haven Health and Rehabilitation Center		2			2
SPRINGFIELD HOSPITAL LABORATORY			2	100%	2
MEDEXPRESS URGENT CARE - LINCOLN		2			2
Garden Isle Healthcare and Rehabilitation Center		2			2
ERGENT MED SAINT SIMONS			2	100%	2
Kroger 549 - The Little Clinic Clinton Highway		2			2
OAKBRIDGE TERRACE AT SAE			2	100%	2
U OF MIAMI MILLER SCHOOL OF MEDICINE			2	100%	2
HEALTH NETWORK			2	100%	2
Tuscola County Medical Care Community		2			2
MIDDLEBURG PEDIATRICS			2	100%	2
VALLEY BAPTIST MEDICAL CENTER: BROWNSVILLE			2	100%	2
MEDEXPRESS URGENT CARE - NUTLEY		2			2
HELEN HAYES HOSPITAL LABORATORY		2			2
DIAGNOSTIC CLINIC MEDICAL GROUP INC		2			2
MEDICAL ASSOCIATES OF BREVARD LLC		1	1	50%	2
ROCKEFELLER UNIVERSITY CLINICAL GENOMICS LABORATOR		2			2
MIDWAY SPECIALTY CARE CENTER INC		2			2
MIDWAY PRIMARY CARE LLC		2			2
LAREDO EMERGENCY ROOM			2	100%	2
Aurora CBOC			2	100%	2
WATERS PEDIATRIC CENTER			2	100%	2
Mount Olivet Careview Home		2			2
Kroger 477 - The Little Clinic Fort Mitchell		2			2
RIDGEFIELD PEDIATRIC ASSOCIATES		2			2
UHEALTH CARDIOLOGY			2	100%	2
Errera Community Care Center		2			2
Walgreens #5065		2			2
MEDEXPRESS URGENT CARE - MARTINSVILLE		2			2
NEW YORK CITY DEPARTMENT OF HEALTH			2	100%	2
CLEMENT J ZABLOCKI VAMC		2			2

COVID-19: testing by laboratory

Data through May 10, 2021 verified as of May 11, 2021 at 09:25 AM

Data in this report are provisional and subject to change.

The numbers in the table below represent the number of Florida and non-Florida residents for whom test results were received by the Department of Health. A person can be tested by more than one laboratory and can have both positive and negative results. **Therefore, the sum of the numbers in each column will be larger than the total number of people tested.**

Reporting lab	Inconclusive	Negative	Positive	Percent positive	Total
Edinboro Manor		2			2
MY INSTADOC - HOWELL URGENT CARE		2			2
ASSOCIATES IN UROGYNECOLOGY MD LLC		2			2
MIAMI DADE MEDICAL RESEARCH INSTITUTE			2	100%	2
C A R E S OXFORD		1	1	50%	2
DALLAS VA MEDICAL CENTER - VA NORTH TEXAS HEALTH CARE SYSTEM			2	100%	2
SOWAL HEALTH & DRUG			2	100%	2
PALM BAY COMMUNITY OUTPATIENT CLINIC		2			2
PRESTIGE EMERGENCY ROOM LLC			2	100%	2
TULANE MEDICAL CENTER			2	100%	2
WEST BOCA MEDICAL CENTER			2	100%	2
LAKE SUCCESS EXTENDED CARE		2			2
EXCEPTIONAL EMERGENCY CENTER - AMARILLO			2	100%	2
UNIVERSITY OF MIAMI SCCC RESEARCH LABORATORY			2	100%	2
DIAGNOSTIC AFFILIATES			2	100%	2
MEDEXPRESS URGENT CARE - LINCOLN N 26T		2			2
CVS NC2559POCT CHARLOTTE		2			2
DELAWARE DIVISION OF PUBLIC HEALTH			2	100%	2
ROCKWALL URGENT CARE			2	100%	2
BAYMEADOWS PRIMARY CARE		2			2
PLAINS REGIONAL MEDICAL CENTER		2			2
OAKS AT AVON,THE		2			2
Elba Nursing and Rehabilitation Center, LLC		2			2
GRACE HEALTHCARE OF LAKE WALES		1	1	50%	2
ENVOY OF FORK UNION, LLC DBA ENVOY AT THE VILLAGE		2			2
AMERICAN MEDICAL LABORATORIES			2	100%	2
PALM CITY NURSING AND REHAB CENTER			2	100%	2
EASTGENE LABORATORIES		2			2
MINUTECLINIC DIAG OF IND, LLC #6250		2			2
BFT LAB			2	100%	2
DJ Jacobetti Home for Veterans		2			2
WELL HEALTH LABS			2	100%	2
PRIMARY CARE SERVICES AT EDGEWATER		2			2
VA Central California HCS		2			2
TMH PHYSICIAN PARTNERS PERRY		2			2
ATLANTIC DIAGNOSTICS			2	100%	2
WELL-KEY URGENT CARE SEVIERVILLE			2	100%	2
PROSPECT URGENT CARE			2	100%	2
ON-SITE MEDICAL SOLUTIONS		2			2
Brown Memorial Home		2			2
SOUTHSIDE FAMILY MEDICAL		2			2
MEDLOGIC, LLC		2			2
MEASE MANOR MEMORY CARE		2			2
NEMOURS CHILDRENS PRIMARY CARE			2	100%	2
UMASS MEMORIAL MEDICAL CENTER, INC		1	1	50%	2
PHYSICIANS ASSOCIATES PA			2	100%	2
Luther Acres Manor		2			2

COVID-19: testing by laboratory

Data through May 10, 2021 verified as of May 11, 2021 at 09:25 AM

Data in this report are provisional and subject to change.

The numbers in the table below represent the number of Florida and non-Florida residents for whom test results were received by the Department of Health. A person can be tested by more than one laboratory and can have both positive and negative results. **Therefore, the sum of the numbers in each column will be larger than the total number of people tested.**

Reporting lab	Inconclusive	Negative	Positive	Percent positive	Total
Walgreens #7156			2	100%	2
BAPTIST HEALTH PRIMARY CARE HOMESTEAD			2	100%	2
Cypress Cove Center		2			2
UNIVERSITY OF MN MEDICAL CENTER EAST CAMPUS			2	100%	2
IMA MEDICAL CENTER OF WEST TAMPA		1	1	50%	2
Kroger 519 - The Little Clinic Georgesville Square		2			2
VISITING PHYSICIANS OF THE TREASURE COAST LLC			2	100%	2
SHEPHERD CENTER CLINICAL LABORATORY		2			2
TEQUESTA FAMILY MEDICAL CENTER LLC			2	100%	2
BROOKSVILLE DIALYSIS			2	100%	2
REELFOOT FAMILY WALK IN CLINIC - TIPT		2			2
Kroger 441 - The Little Clinic Middletown		2			2
DELAWARE DIAGNOSTICS LABS			2	100%	2
INTERNAL MEDICINE ASSOCIATES-DUNELLON			2	100%	2
Kroger 409 - The Little Clinic Hebron Marketplace		1	1	50%	2
Guilford Health Care Center		2			2
MEMORIAL HERMANN HOSPITAL			2	100%	2
MIDDLE TENN MENTAL HEALTH INSTITUTE		2			2
MEDAILLE COLLEGE WELLNESS CENTER		2			2
URGENT CARE AND SURGERY CENTER			2	100%	2
MONICE DR.			2	100%	2
THE RIM URGENT CARE			2	100%	2
CVS MA41POCT TAUNTON		2			2
STARR CITY OF ROMA COMMUNITY CENTER			2	100%	2
CVS MO5724POCT KANSAS CITY		2			2
UPS			2	100%	2
LOWELL GENERAL HOSPITAL			2	100%	2
WISCONSIN STATE LABORATORY OF HYGIENE		1	1	50%	2
PRECISION CLINICAL RESEARCH			2	100%	2
Kroger 127 - The Little Clinic Lakewood-Alameda		2			2
LONG, SARAH		1	1	50%	2
SUNNYSIDE MANOR		2			2
OHSU LABORATORY SERVICES		2			2
CVS TX7603POCT SAGINAW		2			2
EXPRESS CARE OF THE SHOALS		1	1	50%	2
GILA REGIONAL MEDICAL CENTER		2			2
MEDEXPRESS URGENT CARE - WOODBURY			2	100%	2
CITY OF NEW YORK DEPARTMENT OF HEALTH			2	100%	2
THOMASVILLE REGIONAL MEDICAL CENTER		2			2
STARR COUNTY MEMORIAL HOSPITAL			2	100%	2
ManorCare Rehab Center of Marietta		2			2
CARTERSVILLE URGENT CARE		1	1	50%	2
MEMORIAL HOSPITAL OF CARBONDALE			2	100%	2
SENECA HEALTH CARE CENTER		2			2
COLONIAL VILLA GOOD SAMARITAN CENTER		2			2
ELITE MEDICAL LABORATORY SOLUTIONS LLC			2	100%	2
Durham VAMC		2			2

COVID-19: testing by laboratory

Data through May 10, 2021 verified as of May 11, 2021 at 09:25 AM

Data in this report are provisional and subject to change.

The numbers in the table below represent the number of Florida and non-Florida residents for whom test results were received by the Department of Health. A person can be tested by more than one laboratory and can have both positive and negative results. **Therefore, the sum of the numbers in each column will be larger than the total number of people tested.**

Reporting lab	Inconclusive	Negative	Positive	Percent positive	Total
BAPTIST HOSPITAL PRIMARY CARE GULF BREEZE			2	100%	2
Mayaguez Outpatient Clinic		2			2
COVANCE			2	100%	2
CRUC CMCH-COVID-19		2			2
APPLING NURSING & REHABILITATION PAVIL		2			2
Covington Care Nursing and Rehabilitation		2			2
TENNESSEE DEPARTMENT OF HEALTH (TDH) - REGIONAL LABORATORY			2	100%	2
CVS AZ9273POCT TUCSON			2	100%	2
JRS LABORATORY			2	100%	2
GREEN POINT RX INC DBA ALTRU CHEMISTS		2			2
CVS AZ5477POCT SURPRISE		2			2
RICHICHI FAMILY HEALTH			2	100%	2
AMERICAN MOLECULAR LABORATORIES			2	100%	2
YOUTH AND YOU, INC		2			2
WELLSTREET SMYNA URGENT CARE		2			2
Alden Terrace of McHenry			2	100%	2
MEDEXPRESS URGENT CARE, MOSSIDE		2			2
SPARTANBURG REGIONAL MEDICAL CENTER			2	100%	2
CVS OH3980POCT KENT		2			2
MEDEXPRESS URGENT CARE - BROOKHAVEN		2			2
NEIGHBORCARE PHARMACY SERVICES		2			2
CROSSROADS			2	100%	2
COOL KIDZ PEDIATRICS			2	100%	2
THE WINDSOR ORTEGA		2			2
BAYLOR SCOTT & WHITE COMPREHENSIVE WOUND			2	100%	2
GOSHEN MEDICAL CENTER			2	100%	2
MINUTECLINIC DIAGNOSTICS OF OKLAHOMA		2			2
CVS SC7567POCT BOILING SPRINGS		1	1	50%	2
STUART SURGERY CENTER, LLC			2	100%	2
TALLAHASSEE MEMORIAL HEALTHCARE FAMILY MED RESIDENCY			2	100%	2
MERCY CONVENIENT CARE			2	100%	2
SMITH NORTHVIEW HOSPITAL LAB			2	100%	2
ORCHARD LABORATORIES			2	100%	2
MINUTECLINIC DIAGNOSTIC PA #7110		2			2
MI Nursing Restorative Center		2			2
ARCPOINTLABS OF VIRGINIA BEACH		1	1	50%	2
ACCELERATED URGENT CARE		2			2
441 URGENT CARE-MULBERRY			2	100%	2
FLORIDA MEDICAL CLINIC CARDIOLOGY-ZH			2	100%	2
CVS NE5863POCT OMAHA		1	1	50%	2
DOCTORS MEDICAL CTR OF WALTON COUNTY			2	100%	2
FLORIDA MEDICAL CENTER OF CLEARWATER		2			2
Camellia Gardens		2			2
PARKRIDGE MEDICAL CENTER			2	100%	2
ESCANDON DIAGNOSTIC CLINIC			2	100%	2
WyndRidge Health & Rehabilitation		2			2
WALGREENS AGUADILLA (ST 177)		2			2

COVID-19: testing by laboratory

Data through May 10, 2021 verified as of May 11, 2021 at 09:25 AM

Data in this report are provisional and subject to change.

The numbers in the table below represent the number of Florida and non-Florida residents for whom test results were received by the Department of Health. A person can be tested by more than one laboratory and can have both positive and negative results. **Therefore, the sum of the numbers in each column will be larger than the total number of people tested.**

Reporting lab	Inconclusive	Negative	Positive	Percent positive	Total
GOSHEN HOSPITAL			2	100%	2
CARELINE PHARMACY AND HEALTHCARE SERVICES		1	1	50%	2
PUBLIC HEALTH LABORATORY	1		1	50%	2
TSALI CARE CENTER		2			2
NORTH SHORE MEDICAL CENTER - SALEM HOSPITAL			2	100%	2
DELAWARE VETERANS HOME		2			2
MARTINSBURG VAMC		2			2
VALUE DRUGS GREENLAWN INC		2			2
MOUNT SINAI MEDICAL CENTER OF FLORIDA, INC			2	100%	2
MAYO CLINIC GROUP PRACTICE LABORATORY			2	100%	2
MOSAIC MEDICAL CENTER MARYVILLE			2	100%	2
OMEGA RESEARCH CONSULTANTS			2	100%	2
CVS AZ5892POCT LAVEEN		2			2
Arbors at Stow		2			2
Beth Sholom Home of Eastern Virginia		1	1	50%	2
DESERT SPRINGS HOSPITAL			2	100%	2
NOSE AND SINUS INSTITUTE OF BOCA RATON		1	1	50%	2
GIGI WOOD DAVIS DO-FAMILY MEDICINE		2			2
CAREWELL JW - WORCESTER LNC			2	100%	2
Parkview Care and Rehabilitation Center		2			2
FRASER MEMORIAL HOSPITAL		1	1	50%	2
ROYAL PALM PEDIATRICS			2	100%	2
SPECTRUM HEALTH			2	100%	2
INTEGRATED REGIONAL LABS			2	100%	2
Providence of Sparta Health and Rehabilitation		2			2
Sanctuary Health Wadsworth		2			2
CDPH K-12 SCHOOL LABORATORIES (HILLSBOROUGH CITY SCHOOL DISTRICT)			2	100%	2
PALMETTO FAMILY HEALTH CENTER			2	100%	2
MAIN STREET MEDICAL CENTERS		2			2
MEDEXPRESS URGENT CARE - OMAHA N 72 ST		2			2
CAPE FEAR VALLEY MEDICAL CENTER			2	100%	2
REHOBOTH MCKINLEY CHRISTIAN HOSPITAL		2			2
VALLEY MEDICAL LABORATORY			2	100%	2
EASTERN NIAGARA HOSPITAL		2			2
CVS MA1875POCT ASHLAND		1	1	50%	2
DIVERSE MEDICAL CARE LLC			2	100%	2
NORTH MCALLEN PEDIATRIC CENTER			2	100%	2
The Palms Nursing and Rehabilitation		1	1	50%	2
Northpoint Lexington Healthcare		1	1	50%	2
Manorcare Health Services - Williamsport South		2			2
TMH PHYSICIAN PARTNERS MONTICELLO		1	1	50%	2
Chatham Nursing and Rehab Center		2			2
BAYCARE OUTREACH LAB WH SOUTH			2	100%	2
BRENTWOOD AT FORE RANCH			2	100%	2
CVS CA8882POCT SAN CLEMENTE		2			2
Friendship Manor Inc.		2			2
EVERYBODY'S FAMILY CLINIC		2			2

COVID-19: testing by laboratory

Data through May 10, 2021 verified as of May 11, 2021 at 09:25 AM

Data in this report are provisional and subject to change.

The numbers in the table below represent the number of Florida and non-Florida residents for whom test results were received by the Department of Health. A person can be tested by more than one laboratory and can have both positive and negative results. **Therefore, the sum of the numbers in each column will be larger than the total number of people tested.**

Reporting lab	Inconclusive	Negative	Positive	Percent positive	Total
UNIVERSTIY OF ILLINOIS HOSPITAL			2	100%	2
ALBUQUERQUE - AMG SPECIALTY HOSPITAL		2			2
CVS TX3702POCT KATY		2			2
ABILITY DIAGNOSTICS LLC			2	100%	2
JASPER MEMORIAL HOSPITAL		1	1	50%	2
Sevierville Health and Rehabilitation		2			2
NEW DISCOVERY BIOLOGICS, LLC		1	1	50%	2
DIGESTIVE DISEASE CARE PC		2			2
BAPTIST HOSPITAL LABORATORY			2	100%	2
Greystone Nursing and Rehab, LLC			2	100%	2
ARCADIA DIALYSIS CENTER			2	100%	2
SIGNAL DIAGNOSTICS DBA FLOWHEALTH LABS			2	100%	2
PANCARE HEALTH - SNEADS ELEMENTARY			2	100%	2
SOUTHERN BREEZE HEALTHCARE		1	1	50%	2
BIOMAT USA			2	100%	2
BAPTIST HOSPITAL INTERNAL MEDICINE GULF BREEZE			2	100%	2
EASTERN NEW MEXICO UNIVERSITY STUDENT		2			2
FHCP ASC - ORANGE CITY			2	100%	2
Walgreens #19019		2			2
BOCA RATON REGIONAL HOSPITAL INC			2	100%	2
SOUTHERN TENNESSEE MEDICAL CENTER			2	100%	2
MEDEXPRESS URGENT CARE-MT PLEASANT		1	1	50%	2
FLORIDA CLINICAL LABORATORY INC			2	100%	2
LITTLE FALLS HOSPITAL LABORATORY		2			2
New Jersey Aim At Smg		2			2
DRR JMC URGENT CARE DONALD ROSS			2	100%	2
Good Samaritan Society Waukon		2			2
HIGHLAND PARK LAKEWOOD PRESTON HOLLOW			2	100%	2
PRONTO URGENT CARE			2	100%	2
LAB CORP OF AMER SAN DIEGO			2	100%	2
ABRAKIDABRA PEDIATRIC CLINIC LLC			2	100%	2
BUFFALO CROSSINGS HEALTHCARE AND REHABILITATION CENTER			2	100%	2
JUPITER PEDIATRIC ASSOCIATES, PA		1	1	50%	2
Kroger 777 - The Little Clinic Shelbyville		1	1	50%	2
MD NOW URGENT CARE MEDICAL CENTERS INC			2	100%	2
ORLANDO HEALTH MEDICAL GROUP		1	1	50%	2
KAISER SUNNYSIDE MEDICAL CTR LAB		2			2
PREVENTIVE HEALTH PARTNERS I L S C		2			2
The Suites at Western Home Communities		2			2
VETERANS AFFAIRS MEDICAL CENTER - GREATER LOS ANGELES			2	100%	2
SARASOTA MEMORIAL MEDICAL URGENT CARE CENTER			2	100%	2
HPH HOME CARE		1	1	50%	2
JULIE STAATS DO		2			2
MD NOW URGENT CARE CENTER INC.			2	100%	2
WillowBrooke Court at Southampton Estates		2			2
ULTIMATE KIDNEY CARE			2	100%	2
IN & OUT URGENT CARE METAIRIE			2	100%	2

COVID-19: testing by laboratory

Data through May 10, 2021 verified as of May 11, 2021 at 09:25 AM

Data in this report are provisional and subject to change.

The numbers in the table below represent the number of Florida and non-Florida residents for whom test results were received by the Department of Health. A person can be tested by more than one laboratory and can have both positive and negative results. **Therefore, the sum of the numbers in each column will be larger than the total number of people tested.**

Reporting lab	Inconclusive	Negative	Positive	Percent positive	Total
RIVERVIEW MEDICAL CLINIC		2			2
UT PATH			2	100%	2
AUSTIN REGIONAL CLINIC MICROBIOLOGY LAB			2	100%	2
ASPIRUS RIVERVIEW HOSPITAL & CLINICS INC		1	1	50%	2
LIBERTY HEALTH CENTER			2	100%	2
FKC AMELIA ISLAND DIALYSIS			2	100%	2
ST. VINCENT HOSPITAL			2	100%	2
FLAGLER PROFESSIONAL HEALTH CAE SERVICES INC		2			2
WEST FLORIDA MEDICAL ASSOCIATES			2	100%	2
SOUTHEAST GEORGIA HEALTH SYSTEM			2	100%	2
PORTAGE MEDICAL CENTER			2	100%	2
HOLSTON MEDICAL GROUP		2			2
UNITED MEMORIAL MEDICAL CENTER			2	100%	2
SUMMERFIELD RETIREMENT LIVING, INC			2	100%	2
WHITESANDS OUTPATIENT TREATMENT		2			2
VICKIE N HARRELL MD		2			2
Absolut Care at Three Rivers		2			2
GULFCOAST JEWISH FAMILY			2	100%	2
PEACE RIVER CENTER CRISIS STABILIZATION UNIT		1	1	50%	2
UW HOSPITAL AND CLINICS		1	1	50%	2
EAST CENTRAL REGIONAL HOSPITAL GRACEWO		2			2
MEDERI CARETENDERS		1	1	50%	2
NORTH MANATEE HEALTH CARE CENTER			2	100%	2
AUGUSTA HEALTH SKILLED CARE			2	100%	2
RABI SINHA, MD		2			2
COUNTRY COTTAGE		2			2
SYLVAN NURSING			2	100%	2
MEDEXPRESS URGENT CARE - MYLAN			2	100%	2
DUBOIS CONTINUUM OF CARE COMMUNITY INC		2			2
STUDENT HEALTH SERVICES			2	100%	2
LP Marietta II, LLC		2			2
CVS TX7431POCT ROWLETT		2			2
MEDEXPRESS URGENT CARE, LEBANON		2			2
MEDEXPRESS URGENT CARE - ROSS TOWNSHIP		2			2
IN AND OUT URGENT CARE			2	100%	2
INTEAM HEALTH, INC.			2	100%	2
CVS MA1877POCT NORTON		2			2
WALGREENS #06583		2			2
PRIMARY HEALTH CARE ASSOCIATES INC			2	100%	2
CVS NC2297335CV GREENSBORO		2			2
GASTROENTEROLOGY ASSOCIATES			2	100%	2
LACORP		1	1	50%	2
BAY CORRECTIONAL AND REHABILITATION FACILITY			2	100%	2
NORTHWEST MEDICAL CENTER LABORATORY		2			2
FAST AID URGENT CARE			2	100%	2
Kroger 619 - The Little Clinic Hendersonville Indian Lake		2			2
MAJESTIC GUARDIANS			2	100%	2

COVID-19: testing by laboratory

Data through May 10, 2021 verified as of May 11, 2021 at 09:25 AM

Data in this report are provisional and subject to change.

The numbers in the table below represent the number of Florida and non-Florida residents for whom test results were received by the Department of Health. A person can be tested by more than one laboratory and can have both positive and negative results. **Therefore, the sum of the numbers in each column will be larger than the total number of people tested.**

Reporting lab	Inconclusive	Negative	Positive	Percent positive	Total
Avanti Wellness and Rehab			2	100%	2
HCA HOUSTON ER 24/7			2	100%	2
CONEMAUGH MEMORIAL MEDICAL CENTER		2			2
CSS- TWELVE OAKS			2	100%	2
Iowa Veterans Home		2			2
LABTOX LABORATORIES			2	100%	2
HOLY FAMILY MEDICAL CENTER		1	1	50%	2
DEER'S HEAD CENTER		2			2
LIFT HEALTH		2			2
BEREA URGENT CARE			2	100%	2
MANISTEE COUNTY MEDICAL CARE FACILITY		2			2
ASCENSION ST MICHAEL'S HOSPITAL LAB		1	1	50%	2
DOCTOR TODAY URGENT CARE			2	100%	2
ILLINOIS DEPT OF PUBLIC HEALTH LABS			2	100%	2
UMMC MIDTOWN CAMPUS			2	100%	2
WELLSTAR SPALDING REGIONAL MEDICAL CENTER		2			2
BAYCARE OUTREACH LAB			2	100%	2
CARESPOT URGENT CARE		1	1	50%	2
BMC/JACSONVILLE		1	1	50%	2
BIONIC TECHNOLOGIES CORPORATION			2	100%	2
RM PHARMACY SERVICES INC		1	1	50%	2
Fox Subacute at Warrington		2			2
Kroger 412 - The Little Clinic Oxford		2			2
Oakmont of Katy Nursing and Rehabilitation		2			2
BOSTON PUBLIC HEALTH COMMISSION			2	100%	2
CVS MA1094POCT GREENFIELD		2			2
POINT OF CARE PRIVATE HEALTH MANAGEMENT			2	100%	2
Community Resource and Referral Center		2			2
DUKE HEALTH REGIONAL HOSPITAL			2	100%	2
Woodstock Nursing and Rehabilitation Center		2			2
CHNJ		2			2
NAVAL BRANCH MEDICAL CLINIC			2	100%	2
VANAYER HEALTHCARE AND REHAB CENTER		2			2
MY PHARMACY			2	100%	2
PUBLIX PHARMACY #1092		2			2
SOUTH HILLSBOROUGH CBOC			2	100%	2
UNIVERSITY OF TEXAS AT EL PASO, THE			2	100%	2
SOUTHERN SPRINGS HEALTH CARE		2			2
Village Green Health & Rehabilitation		2			2
Essex Center for Rehabilitation and Healthcare		2			2
GREEN RIVER MEDICAL CENTER			2	100%	2
SCIENTIFIC LABORATORY COMPANY		2			2
MERCY HEALTH LAB		1	1	50%	2
SACRED HEART HOSPITAL ON THE EMERALD			2	100%	2
SOUTHERN REGIONAL MEDICAL CENTER		2			2
PT&J REHAB LLC		1	1	50%	2
WASHINGTONVILLE PHARMACY INC		2			2

COVID-19: testing by laboratory

Data through May 10, 2021 verified as of May 11, 2021 at 09:25 AM

Data in this report are provisional and subject to change.

The numbers in the table below represent the number of Florida and non-Florida residents for whom test results were received by the Department of Health. A person can be tested by more than one laboratory and can have both positive and negative results. **Therefore, the sum of the numbers in each column will be larger than the total number of people tested.**

Reporting lab	Inconclusive	Negative	Positive	Percent positive	Total
Stillwater Healthcare		2			2
CVS PHARMACY INC DBA CVS/PHARMACY # 10600		2			2
BUCKINGHAM PAVILION INC		2			2
Workmens Circle Multicare Center		2			2
SUNCOAST BLOOD BANK			2	100%	2
NORTHEAST FLORIDA HEALTH SERVICES, INC DBA FAMILY HEALTH SOURCE			2	100%	2
Kroger 853 - The Little Clinic East Broad Street		2			2
Kroger 672 - The Little Clinic Bill Kennedy & Glenwood		2			2
Van Wert Manor		2			2
GRANDVIEW COLLEGE STUDENT HEALTH CENTE		2			2
EASTSIDE SPORTS COMPLEX			2	100%	2
NIAGARA APOTHECARY INC		2			2
Kroger 550 - The Little Clinic Bellevue		2			2
CVS CT692POCT NORTH HAVEN		2			2
ST. ELIZABETH HEALTHCARE			2	100%	2
CLEAR LAKE REGIONAL MEDICAL CENTER			2	100%	2
SENTARA NORFOLK GENERAL HOSPITAL			2	100%	2
VIBRA HEALTH LABORATORY			2	100%	2
Cottage of the Shoals		2			2
HAMILTON CHD		2			2
LEESBURG DIALYSIS CENTER		1	1	50%	2
CPL LABS			2	100%	2
A+ URGENT/PRIMARY CARE			2	100%	2
AMICUS MEDICAL CENTER LLC			2	100%	2
MEDEXPRESS URGENT CARE -HOWELL US HWY		2			2
CVS OH6185POCT PICKERINGTON		2			2
INTERMOUNTAIN MEDICAL CENTER			2	100%	2
DOWN HOME MEDICAL			2	100%	2
COLONIAL HEALTH CARE		1	1	50%	2
ST JOSEPH'S HOSPITAL INC			2	100%	2
ACL LABORATORIES - ROSEMONT			2	100%	2
OUR LOVING HANDS COMPANION SERVICE LLC		2			2
MOBILE PHLEBOTOMY SERVICES			2	100%	2
Macon Valley Nursing and Rehabilitation Center		2			2
REGIONS HOSPITAL LABORATORY			2	100%	2
Kroger 101 - The Little Clinic Hill Top		2			2
CARENOW LENEXA			2	100%	2
CLEVELAND CLINIC FLORIDA LABORATORY			2	100%	2
Pinnacle Assisted Living			2	100%	2
Franklin D. Roosevelt VAMC		2			2
MINUTECLINIC DIAG OF IND, LLC #4368		2			2
FLORIDA MENTOR FAULKNER GROUP HOME			2	100%	2
DOCTORS CARE OF PALM COAST			2	100%	2
THE FOUNTAIN AT BOCA CIEGA BAY		2			2
Henry County Health and Rehabilitation		2			2
UNM SANDOVAL REGIONAL MEDICAL CENTER		2			2
CARINGPLUS HOMECARE LLC		1	1	50%	2

COVID-19: testing by laboratory

Data through May 10, 2021 verified as of May 11, 2021 at 09:25 AM

Data in this report are provisional and subject to change.

The numbers in the table below represent the number of Florida and non-Florida residents for whom test results were received by the Department of Health. A person can be tested by more than one laboratory and can have both positive and negative results. **Therefore, the sum of the numbers in each column will be larger than the total number of people tested.**

Reporting lab	Inconclusive	Negative	Positive	Percent positive	Total
DAYTONA BEACH CENTRA CARE			2	100%	2
Fairlane Gardens Nursing and Rehab at Reading		2			2
WEST FLORIDA MEDICAL ASSOCIATES, PA			2	100%	2
GREEN BAY BLIZZARD OFFICE		2			2
CVS MA937POCT CARVER		2			2
87TH MEDICAL GROUP – MCGUIRE AMBULATORY CARE FACILITY		2			2
HEALTH & REHAB CTR AT DOLPHINS VIEW, THE			2	100%	2
UNIVERSITY HOSPITAL OF BROOKLYN		2			2
TGH Brandon Healthplex Laboratory			2	100%	2
ADVANCED FOOT AND ANKLE OF INDIAN RIVER		2			2
MOBILE HEALTH LABS LLC			2	100%	2
LIFEGUARD AMBULANCE SERVICES LLC, TEXAS- SAN			2	100%	2
UNIVERSITY COMMUNITY HEALTH SERVICES		1	1	50%	2
PATIENT FIRST-BATTLEFIELD			2	100%	2
MCLAREN REGIONAL MEDICAL CENTER			2	100%	2
HEALTHCARE NETWORK			2	100%	2
NYUMC CLINICAL LABORATORIES			2	100%	2
ROBERTS WESLEYAN COLLEGE HEALTH CENTE		2			2
BAPTIST HEALTH LEXINGTON			2	100%	2
RIVER CITY MEDICAL ASSOCIATES, INC			2	100%	2
VA WNYHCS - Buffalo Division		1	1	50%	2
COBLESKILL REGIONAL HOSPITAL		2			2
PALMETTO BAY MEDICAL CENTER		1	1	50%	2
BELLIN HOSPITAL			2	100%	2
BLACKBAG DIGITAL HEALTH LLC		2			2
OSF ST JOSEPH MEDICAL CENTER			2	100%	2
WILLOWBROOKE CT AT LIMA ESTATES		2			2
Robert J Dole VAMC		2			2
WALGREENS #13605		2			2
OAKMONT OF UNION SC, LLC		2			2
STATE OF FLORIDA			2	100%	2
GARNET HEALTH DOCTORS		2			2
DALLAS MEDICAL CENTER			2	100%	2
METHODIST HEALTHCARE - MEMPHIS HOSP		2			2
BROOKS -TLC HOSPITAL SYSTEM			2	100%	2
COOPER CLINIC			2	100%	2
US LABS		2			2
SUMMIT CLINICAL LABORATORIES LLC			2	100%	2
Piney Grove Nursing and Rehabilitation Center		2			2
TEXAS HEALTH CARE			2	100%	2
Eagle Health and Rehabilitation		2			2
Green Mountain Nursing and Rehabilitation		2			2
LAWRENCE GENERAL HOSPITAL			2	100%	2
QUALITY URGENT CARE CENTER		1	1	50%	2
PPD CLINICAL RESEARCH UNIT			2	100%	2
LIFESPRING COMMUNITY HEALTH		2			2
Parkridge Specialty Care		2			2

COVID-19: testing by laboratory

Data through May 10, 2021 verified as of May 11, 2021 at 09:25 AM

Data in this report are provisional and subject to change.

The numbers in the table below represent the number of Florida and non-Florida residents for whom test results were received by the Department of Health. A person can be tested by more than one laboratory and can have both positive and negative results. **Therefore, the sum of the numbers in each column will be larger than the total number of people tested.**

Reporting lab	Inconclusive	Negative	Positive	Percent positive	Total
IM&P WELLNES CENTER			2	100%	2
GPI MEDICAL CENTER, INC			2	100%	2
IRA FIALKO DO			2	100%	2
SELECT MEDICAL CLINIC			2	100%	2
FHPG SURGICAL ASSOCIATES OF EAST PASCO			2	100%	2
FALCON HEALTH CENTER			2	100%	2
CLARKSVILLE HEALTH SYSTEM			2	100%	2
CIGNA GATEWAY			2	100%	2
MID AMERICA CLINICAL LABS			2	100%	2
MADISON HOSPITAL LABORATORY			2	100%	2
VA Healthcare Center- Newburg		1	1	50%	2
MILFORD REGIONAL HOSPITAL			2	100%	2
POMONA VALLEY COMMUNITY HOSPITAL			2	100%	2
MATHER HOSPITAL			2	100%	2
THE EDGEWATER AND WATERMAN VILLAGE			2	100%	2
WOODHILLS LABS			2	100%	2
ADVENT HEALTH CENTRAL TEXAS		1	1	50%	2
GENETIC ASSAYS INC			2	100%	2
The Friendly Home		2			2
CVS LA1116POCT BATON ROUGE		1	1	50%	2
CARTER BLOOD CARE			2	100%	2
VOLUNTEERS OF AMERICA OF FLORIDA			2	100%	2
WAYNE MEMORIAL HOSPITAL		2			2
INNOVATIVE CARE II LLC			2	100%	2
SIGNATURE CARE LEWISVILLE-EMERGENCY CENTER		1	1	50%	2
A G RHODES HOME AT WESLEY WOODS		2			2
PALM MEDICAL CENTER - PLANT CITY		2			2
WELLNESS MEDICAL CLINIC			2	100%	2
NEVADA DEPARTMENT OF HEALTH AND HUMAN SERVICES			2	100%	2
WESTMINSTER SUNCOAST			2	100%	2
ADVOCATE SHERMAN HOSPITAL			2	100%	2
VALUE DRUGS BRONXVILLE INC		2			2
FRESENIUS KIDNEY CARE SOUTH ST PETERSBURG			2	100%	2
JOHNSON CITY MEDICAL CENTER		1	1	50%	2
CORNELIA REDDY URGENT CARE		2			2
CQUENTIA NGS, LLC			2	100%	2
PHYSICIANS PREMIER			2	100%	2
Virginia Gay Nursing and Rehab		2			2
Fairview		1	1	50%	2
PATIENT FIRST MEDICAL CENTER-CARYTOWN			2	100%	2
PEACEHEALTH CENTRAL		2			2
SUMMIT URGENT CARE - MARIETTA		2			2
Mountainview Nursing Home		2			2
SENDER RETREAT ADULT DAY CARE CENTERS			2	100%	2
Kroger 407 - The Little Clinic Lexington		1	1	50%	2
WEST COAST PEDIATRICS			2	100%	2
MIDLAND MEMORIAL HOSPITAL			2	100%	2

COVID-19: testing by laboratory

Data through May 10, 2021 verified as of May 11, 2021 at 09:25 AM

Data in this report are provisional and subject to change.

The numbers in the table below represent the number of Florida and non-Florida residents for whom test results were received by the Department of Health. A person can be tested by more than one laboratory and can have both positive and negative results. **Therefore, the sum of the numbers in each column will be larger than the total number of people tested.**

Reporting lab	Inconclusive	Negative	Positive	Percent positive	Total
VAULT MEDICAL SERVICES		1	1	50%	2
PIEDMONT ATHENS REGIONAL HOSPITAL LAB			2	100%	2
DEVLAB, LLC			2	100%	2
ROYAL OAK MEDICAL CENTER LLC DBA CHARACTER FAMILY			2	100%	2
CONCENTRA - PLANT CITY	2				2
ARLINGTON DIALYSIS CENTER LLC	2				2
EASTLAKE MEDICAL CENTER	2				2
CHI MEMORIAL PRIMARY CARE ASSOCIATES-A	2				2
Great Lakes Health Center			2	100%	2
UT AUSTIN UNIVERSITY HEALTH SERVICES			2	100%	2
SIOUX FALLS STORM	2				2
KEATING SPORTS CENTER	2				2
RHODE ISLAND DEPARTMENT OF HEALTH LABORATORIES			2	100%	2
CITRUS PARK			2	100%	2
VA Greater LA HCS-Santa Maria OPC			2	100%	2
DESERT HOSPITAL/CPHU CLINICAL LABORATORY			2	100%	2
CHILDREN'S MEDICAL CENTER-EAST ORLANDO			2	100%	2
SIMMONS			2	100%	2
CHIPLEY DIALYSIS			2	100%	2
WARE EXPRESS CARE			2	100%	2
CVS AZ7855POCT TUCSON		1	1	50%	2
MISSION HOSPITAL REGIONAL MEDICAL CENTER			2	100%	2
Walgreens #10207	2				2
SYMPHONY OF BUFFALO GROVE	2				2
ST. JOSEPH REGIONAL MEDICAL CENTER			2	100%	2
DR JAMES D FORBES FAMILY CARE CENTER			2	100%	2
CVS MA2600POCT WEYMOUTH		1	1	50%	2
Life Care Center of Elyria	2				2
MEDICAL CENTER LABORATORY			2	100%	2
GOLDSTEIN			2	100%	2
MEMORIAL HEALTH SYSTEM		1	1	50%	2
SCHEURER HOSPITAL	2				2
PALM WEST INTERNIST PA			2	100%	2
MEDEXPRESS URGENT CARE, MILLCREEK		2			2
BOND COMMUNITY HEALTH CENTER			2	100%	2
ANNE ARUNDEL MEDICAL CENTER			2	100%	2
WILSON MEMORIAL HOSPITAL			2	100%	2
MEDEXPRESS URGENT CARE - LODI		2			2
CVS OH4327POCT PAINESVILLE		2			2
MEDICAL ASSOCIATES OF BREVARD DR S VYAS			2	100%	2
Walgreens #9278		2			2
CENTRAL ARKANSAS VETERANS HEALTHCARE SYSTEM - VETERANS AFFAIRS			2	100%	2
HAPPY KIDZ PEDIATRICS PL		1	1	50%	2
OELWEIN HEALTH CARE CENTER		2			2
TRINITAS REGIONAL MEDICAL CENTER		1	1	50%	2
JUST BELIEVE RECOVERY CENTER			2	100%	2
HAILE MEDICAL GROUP PA		2			2

COVID-19: testing by laboratory

Data through May 10, 2021 verified as of May 11, 2021 at 09:25 AM

Data in this report are provisional and subject to change.

The numbers in the table below represent the number of Florida and non-Florida residents for whom test results were received by the Department of Health. A person can be tested by more than one laboratory and can have both positive and negative results. **Therefore, the sum of the numbers in each column will be larger than the total number of people tested.**

Reporting lab	Inconclusive	Negative	Positive	Percent positive	Total
Kroger 096 - The Little Clinic Orchard and Holly		2			2
ADVANCED MEDICAL CARE			2	100%	2
CAROLINAS HEALTHCARE SYSTEM LAB			2	100%	2
HOUSTON HEALTH DEPARTMENT - BUREAU OF LABORATORY SERVICES			2	100%	2
SPECTRA EAST INC		1	1	50%	2
GOOD PEDIATRICS			2	100%	2
LAS PALMAS MEDICAL CENTER			2	100%	2
FLORIDA DEPARTMENT OF HEALTH PINELLAS COUNTY-			2	100%	2
ADVENTIST HINSDALE HOSPITAL LABORATORY			2	100%	2
BERGEN COUNTY SURGICAL AND ENDOSCOPY CENTER		2			2
ADVENTHEALTH IMAGING PARTIN SETTLEMENT			2	100%	2
ABSOLUTE CAREGIVERS HOME HEALTH AGENCY INC			2	100%	2
PEACE RIVER MEDICAL CENTER		2			2
TEXAS REGIONAL ASTHMA & ALLERGY CENTER			2	100%	2
Iron County Medical Care Facility		2			2
JFK MEDICAL CENTER LABORATORY DEPT		2			2
MEMORIAL HOSPITAL OF SOUTH BEND			2	100%	2
Fairhaven Retirement Community		2			2
FLORIDA DEPARTMENT OF HEALTH IN CITRUS COUNTY		2			2
MANSFIELD MEDICAL LODGE			2	100%	2
Robert Cranfield			2	100%	2
Kroger 667 - The Little Clinic Litchfield Park		2			2
Jersey City Medical Center		2			2
PM PEDIATRICS OF BAYSIDE PLLC - HOPEWELL JUNCTION		2			2
CVS MD1490POCT GAITHERSBURG		2			2
FALMOUTH HOSPITAL		1	1	50%	2
ROYAL CARE MEDICAL CENTER			2	100%	2
ADVENTHEALTH CENTRA CARE POINCIANA			2	100%	2
Cortland Acres Association		2			2
PALMS OF FT MYERS,THE			2	100%	2
FLORIDA DEPARTMENT OF HEALTH IN LEE COUNTY		1	1	50%	2
Manorcare Health Services West Reading North		2			2
HANOVER ENDOSCOPY CENTER		2			2
STOP URGENT CARE			2	100%	2
Imboden Creek Living Center		2			2
CIRRUS DX			2	100%	2
UNIVERSITY OF MARYLAND PATHOLOGY ASSOCIATES			2	100%	2
Good Samaritan Society-Blackduck		1	1	50%	2
Kroger 647 - The Little Clinic Newnan Crossings		1	1	50%	2
ASCENSION ST VINCENT'S RIVERSIDE			2	100%	2
Q ALL CARE MEDICAL PC		2			2
Wetumpka Health and Rehab, LLC		2			2
AFC PHYSICIANS OF FLORIDA, PA			2	100%	2
MOUNT ST MARYS HOSPITAL OF NIAGARA FALLS		1	1	50%	2
PINARD HOME HEALTH SERVICES INC			2	100%	2
AEGIS MEDICAL GROUP LLC			2	100%	2
NORTH DAKOTA VETERANS HOME		2			2

COVID-19: testing by laboratory

Data through May 10, 2021 verified as of May 11, 2021 at 09:25 AM

Data in this report are provisional and subject to change.

The numbers in the table below represent the number of Florida and non-Florida residents for whom test results were received by the Department of Health. A person can be tested by more than one laboratory and can have both positive and negative results. **Therefore, the sum of the numbers in each column will be larger than the total number of people tested.**

Reporting lab	Inconclusive	Negative	Positive	Percent positive	Total
LAKEVIEW HEALTH CARE SYSTEM LLC			2	100%	2
SUDARSAN KAMISSETTY MD PA			2	100%	2
OAKMONT WEST- GREENVILLE SC		2			2
PTC LABORATORIES			2	100%	2
CVS NV5286POCT HENDERSON		2			2
Rehab Select of Talladega		1			1
MADISON REHABILITATION HOSPITAL		1			1
CONTINENTAL HOME HEALTH CARE INC			1	100%	1
ROBERT TAYLOR COMMUNITY COMPLEX			1	100%	1
ABRAZO WEST CAMPUS			1	100%	1
Kroger 397 - The Little Clinic Frankfort East		1			1
WESLEY MEDICAL CENTER			1	100%	1
Oakland Nursing and Rehabilitation Center		1			1
Memorial Health Care Center			1	100%	1
JACKSON GENERAL HOSPITAL			1	100%	1
HEALTHCARE FOR THE HOMELESS			1	100%	1
DOYLESTOWN HOSPITAL			1	100%	1
Grangeville Health and Rehab		1			1
RED BUG LAKE ROAD OVIEDO COVID			1	100%	1
MEDICAL COLLEGE OF GEORGIA MEDICAL CENTER			1	100%	1
TEXAS HEALTH ARLINGTON MEMORIAL		1			1
TEXAS HEALTH ARLINGTON MEMORIAL HOSPITAL			1	100%	1
St. Mary's Care Center		1			1
CAPSTONE REHABILITATION AND HEALTHCARE		1			1
PEDRO MENENDEZ HEALTH CENTER AT ST JOHNS			1	100%	1
ALBUQUERQUE INDIAN HEALTH CENTER		1			1
LYSTER MAIN LAB, FT RUCKER		1			1
NHC HealthCare St. Charles		1			1
FALKVILLE HEALTHCARE		1			1
OMAHA VA MEDICAL CENTER			1	100%	1
SUSAN F WILLIAMS MD PA			1	100%	1
BIOMAT ORLANDO		1			1
Dupage Care Center			1	100%	1
Kroger 353 - The Little Clinic Harpers Point		1			1
ST LUKE LUTHERAN HOME		1			1
ALLIANCE LABORATORY SERVICES			1	100%	1
DISCOVERY AT HOME, LLC			1	100%	1
MISSISSIPPI VALLEY REGIONAL BLOOD CENTER			1	100%	1
Walgreens #11724		1			1
UNIVERSITY OF IOWA HOSPITALS & CLINICS			1	100%	1
PHYSICIANS IMMEDIATE CARE CHICAGO			1	100%	1
ADVANCED BIOMEDICAL INC			1	100%	1
ECHCS - Jewell Clinic		1			1
ATHENA PLASTIC SURGERY		1			1
Chateau Living Center			1	100%	1
Hawthorne House		1			1
THE INTERNAL MEDICAL GROUP		1			1

COVID-19: testing by laboratory

Data through May 10, 2021 verified as of May 11, 2021 at 09:25 AM

Data in this report are provisional and subject to change.

The numbers in the table below represent the number of Florida and non-Florida residents for whom test results were received by the Department of Health. A person can be tested by more than one laboratory and can have both positive and negative results. **Therefore, the sum of the numbers in each column will be larger than the total number of people tested.**

Reporting lab	Inconclusive	Negative	Positive	Percent positive	Total
CLEMENT MANOR HEALTH CENTER		1			1
THE MEDICAL CENTER AT BOWLING GREEN			1	100%	1
HORIZON MEDICAL CENTER			1	100%	1
CSL PLASMA LAB			1	100%	1
Rio Grande City Nursing and Rehab Center			1	100%	1
ADVENTHEALTH PHYSICIAN GROUP – APPLEWOOD			1	100%	1
IVY CREEK FAMILY CARE OF TROY			1	100%	1
VA COMMUNITY BASED CLINIC - LAKE CITY			1	100%	1
LABORATORIO BUENA SALUD			1	100%	1
SUMMIT DETOX INC			1	100%	1
MONMOUTH MEDICAL CENTER		1			1
CITRONELLE HEALTH AND REHABILITATION CENTER		1			1
SANITAS RESEARCH LLC			1	100%	1
BUFFALO VAMC			1	100%	1
LIBERTY URGENT CARE			1	100%	1
PREMIUM HOME HEALTH CARE INC			1	100%	1
JOHN MANCHIN SR HEALTH CARE CENTER		1			1
STITCHES ACUTE CARE CENTER OF CHEYENNE			1	100%	1
GAMMA HEALTHCARE, INC		1			1
INFECTION CONTROL DEPT			1	100%	1
MAYO CLINICAL LABORATORIES		1			1
PRIMARY AND URGENT CARE			1	100%	1
NABI		1			1
NEMOURS CHILDREN'S PRIMARY CARE			1	100%	1
ROSEN MEDICAL CENTER AT ROSEN COLLEGE CAMPUS			1	100%	1
SUNSHINE PEDIATRICS OF LUTZ			1	100%	1
Greene Meadows Nursing and Rehabilitation Center		1			1
PULMONARY, CRITICAL CARE AND SLEEP DISORDERS INSTITUTE OF SOUTH FLORIDA			1	100%	1
MEMORIAL URGENT CARE CENTER -			1	100%	1
QUALITY CLINICAL LAB LLC			1	100%	1
PALMETTO PRIMARY CARE PHYSICIANS			1	100%	1
CHI ST VINCENT LITTLE ROCK DIAGNOSTIC CLINIC			1	100%	1
FAYETTE MEDICAL CENTER LAB		1			1
PUBLIX PHARMACY #1114			1	100%	1
NORTH FLORIDA FAMILY MEDICINE			1	100%	1
ST GERARD'S COMMUNITY OF CARE		1			1
Melbourne Terrace Rehabilitation Center			1	100%	1
CARSON NURSING AND REHABILITATION CENTER		1			1
BAPTIST HEALTH PRIMARY CARE AT CUTLER BAY			1	100%	1
Wildwood Healthcare		1			1
HEALTH PARTNERS LLC		1			1
Valley Center (WV)			1	100%	1
Highland Pointe Health and Rehabilitation center		1			1
MCH PHYSICIANS GROUP			1	100%	1
MID-FLORIDA PATHOLOGY LLC		1			1
Chicago Heights CBOC		1			1
SIGNATURE CARE MIDLAND			1	100%	1

COVID-19: testing by laboratory

Data through May 10, 2021 verified as of May 11, 2021 at 09:25 AM

Data in this report are provisional and subject to change.

The numbers in the table below represent the number of Florida and non-Florida residents for whom test results were received by the Department of Health. A person can be tested by more than one laboratory and can have both positive and negative results. **Therefore, the sum of the numbers in each column will be larger than the total number of people tested.**

Reporting lab	Inconclusive	Negative	Positive	Percent positive	Total
MEMORIAL HEALTH UNIVERSITY MEDICAL		1			1
CLEVELAND HEARTLAB			1	100%	1
USCG BASE MIAMI BEACH MEDICAL LAB		1			1
TOMAH VAMC			1	100%	1
Casa Real Center		1			1
AFFILIATED LABORATORIES INC			1	100%	1
PRIMARY CARE & PEDIATRICS - SHEPHERSTOWN		1			1
GRAND VIEW HOSPITAL			1	100%	1
VA Central Western Massachusetts HCS		1			1
NEXTCARE NIFONG			1	100%	1
OCALA REGIONAL DIALYSIS- NORTH			1	100%	1
WALGREENS #01398			1	100%	1
MCKENZIE COUNTY HEALTHCARE SYSTEMS LABORATORY			1	100%	1
WEST BOYNTON DIALYSIS			1	100%	1
THE TOLEDO HOSPITAL			1	100%	1
CVS AZ10529POCT SCOTTSDALE		1			1
SPECTRUM LABORATORY			1	100%	1
GADSDEN FAMILY PRACTICE		1			1
BEACH CARE PLLC			1	100%	1
GRANITE FALLS LTC, LLC		1			1
RAYMOND F CARON MD			1	100%	1
TFH HOME HEALTH INC			1	100%	1
SACRED HEART HEALTH SYSTEM- MIDWIFE PROGRAM			1	100%	1
WELLINGTON PHYSICIANS URGENT CARE AT PALOMINO			1	100%	1
WINCHESTER URGENT CARE, PC		1			1
NEXTCARE DOBSON			1	100%	1
TMH URGENT CARE CENTER			1	100%	1
ARTIS SENIOR LIVING OF DAVIE, LLC		1			1
BELLMORE PEDIATRICS		1			1
ACUTE AND COMMUNICABLE DISEASE PREVENTION			1	100%	1
Community Care Center of Heritage House, LLC			1	100%	1
COASTAL PEDIATRICS LLC			1	100%	1
MD NOW MEDICAL CENTERS, INC			1	100%	1
Shoreline Care Center			1	100%	1
ISSAM ALBANNA MD PA			1	100%	1
LabCorp L#09258295 M#09258285			1	100%	1
OMC PRIMARY CARE - HOSPITAL CAMPUS			1	100%	1
BAPTIST HOSPITAL FAMILY MEDICINE &			1	100%	1
Bethel Lutheran Nursing & Rehabilitation Center		1			1
UNIVERSAL DIAGNOSTICS LABORATORIES			1	100%	1
REFERENCE LABORATORY			1	100%	1
TRAFALGAR DIALYSIS			1	100%	1
HUNTERS CREEK MEDICAL ASSOCIATES PA		1			1
Nemours Children's Clinic-Orla			1	100%	1
CONCENTRA - OCALA		1			1
HEALTH CARPENTER PLLC		1			1
WESTMORELAND REGIONAL HOSPITAL			1	100%	1

COVID-19: testing by laboratory

Data through May 10, 2021 verified as of May 11, 2021 at 09:25 AM

Data in this report are provisional and subject to change.

The numbers in the table below represent the number of Florida and non-Florida residents for whom test results were received by the Department of Health. A person can be tested by more than one laboratory and can have both positive and negative results. **Therefore, the sum of the numbers in each column will be larger than the total number of people tested.**

Reporting lab	Inconclusive	Negative	Positive	Percent positive	Total
LIMA MEMORIAL HOSPITAL			1	100%	1
TAMPA FAMILY HEALTH CENTERS			1	100%	1
MORSELIFE HOME CARE INC			1	100%	1
PERRY COUNTY NURSING HOME		1			1
Greencroft Goshen		1			1
HOLLAND COMMUNITY HOSPITAL		1			1
PACIFICA CARE PLLC			1	100%	1
SOUTHWEST FLORIDA DIVISION LAB			1	100%	1
ACCESS MEDICAL GROUP OF TAMPA INC			1	100%	1
GENEVA FAMILY HEALTH			1	100%	1
BETHESDA DIALYSIS			1	100%	1
NEXTCARE NOGALES			1	100%	1
ARGENTINE CARE CENTER		1			1
ATLANTIS VISION CENTER			1	100%	1
PULSE MEDICAL DOCTOTS LLC			1	100%	1
CARENOW-MONTGOMERY			1	100%	1
UW MEDICINE MS CENTER			1	100%	1
Livingston County Center for Nursing and Rehabilitation		1			1
BRANKO D PEJIC MD FAMILY PRACTICE			1	100%	1
Baypoint Healthcare Center			1	100%	1
VIVEX/UMTB BIOMEDICAL			1	100%	1
ST JUDE CARE CENTER		1			1
FORT MYERS DIALYSIS		1			1
CHEROKEE PARK REHABILITATION		1			1
Chesapeake Shores - Signature HealthCare LLC		1			1
TRITENN LLC		1			1
SAINT BARNABAS MEDICAL CENTER		1			1
Kroger 698 - The Little Clinic 14th Street/Bell		1			1
MISSION REGIONAL MEDICAL CENTER			1	100%	1
FIRST CARE WALK IN CLINIC LLC			1	100%	1
Valley View Health and Rehabilitation, LLC		1			1
BIODORON LABORATORIES			1	100%	1
Lemont Nursing and Rehab Center			1	100%	1
Indianspring of Oakley		1			1
Greenfield Health & Rehab Center		1			1
ST MICHAEL'S ELITE MEDICAL HOSPITAL			1	100%	1
BAYOU URGENT CARE			1	100%	1
BAYLOR SCOTT & WHITE ALL SAINTS MEDICAL CENTER FT			1	100%	1
OXLEY PARK HEALTH & REHAB		1			1
ROSE HAVEN NURSING CENTER		1			1
MARTIN MEM FAMILY CARE AT ST LUCIE W			1	100%	1
PALMS WEST SURGICENTER		1			1
FOUNDATION LABORATORY			1	100%	1
PALM BEACH DIABETES AND ENDOCRINE SPECIALISTS, PA			1	100%	1
MEDONE URGENT CARE			1	100%	1
ADVENTHEALTH MEDICAL GROUP UROLOGY AT EAST ORLANDO		1			1
Court House Center		1			1

COVID-19: testing by laboratory

Data through May 10, 2021 verified as of May 11, 2021 at 09:25 AM

Data in this report are provisional and subject to change.

The numbers in the table below represent the number of Florida and non-Florida residents for whom test results were received by the Department of Health. A person can be tested by more than one laboratory and can have both positive and negative results. **Therefore, the sum of the numbers in each column will be larger than the total number of people tested.**

Reporting lab	Inconclusive	Negative	Positive	Percent positive	Total
QUEST INC			1	100%	1
ADVENTHEALTH WOUND CARE CENTER			1	100%	1
WINNIFRED ASSISTED LIVING FACILITY INC		1			1
INFINITY HOME CARE OF PORT CHARLOTTE, LLC			1	100%	1
CVS OH6153POCT COLUMBUS		1			1
Jenkins Living Center		1			1
BAPTIST MEDICAL PLAZA AT WESTCHESTER			1	100%	1
DELTA INTERNAL MEDICINE CENTER			1	100%	1
CHILDREN'S MEMORIAL HOSPITAL			1	100%	1
GEORGE WASHINGTON UNIVERSITY HOSPITAL			1	100%	1
AUSTIN URGENT CARE			1	100%	1
NEMOURS CHILDREN HOSPITAL			1	100%	1
GENESIS MICROBIOLOGY LAB		1			1
HEALTHCARE ASSOCIATES OF IRVING, LLP			1	100%	1
MED-LAKE LABORATORY			1	100%	1
San Antonio Residence and Rehabilitation Center		1			1
APOLLO ADVANCED HOME HEALTH CORP			1	100%	1
CHILDRENS DOCTOR OF TAMPA BAY, THE			1	100%	1
NORWALK HOSPITAL			1	100%	1
FAU MEMORY & WELLNESS CENTER			1	100%	1
MOUNT SINAI COMPREHENSIVE CANCER CENTER			1	100%	1
LIFE SAVERS EMERGENCY ROOM II, LLC		1			1
OUCH URGENT CARE			1	100%	1
STAT EMERGENCY CENTER			1	100%	1
SAINT JOSEPHS HOSPITAL OF ATLANTA			1	100%	1
HEALTH CONSERVATION, INC		1			1
Kroger 682 - The Little Clinic New Holland Market			1	100%	1
OPTUM MEDICAL CLINIC IN ROCKRIMMON			1	100%	1
QC LABORATORY			1	100%	1
INTERNAL MEDICINE OF SOUTHWEST FLORIDA			1	100%	1
MEADOWS PARK HEALTH AND REHABILITATION		1			1
Accordius Health at Harrisonburg		1			1
WASHINGTON SOLDIERS HOME AND COLONY		1			1
PATIENT FIRST - GARRISONVILLE			1	100%	1
AFC URGENT CARE SWAMPSCOTT			1	100%	1
PEDIATRIC ASSOCIATES OF JULINGTON CREEK			1	100%	1
MEDICAL ASSOCIATES OF THE SHOALS		1			1
PINELLAS POINT NURSING AND REHAB CENTER			1	100%	1
FLORIDA MEDICAL CLINIC PA GI			1	100%	1
SKYRIDGE CLINICAL ASSOCIATES		1			1
AMERICAN LAB LLC		1			1
Walgreens #12695			1	100%	1
SMITH			1	100%	1
CHATEAU MADELEINE - SENIOR LIVING & MEMORY CARE			1	100%	1
FAMILY MEDICAL CLINIC KENDALL LLC			1	100%	1
TAMPA HEALTH CARE PROVIDERS PA		1			1
BOND COUNTY HEALTH DEPARTMENT			1	100%	1

COVID-19: testing by laboratory

Data through May 10, 2021 verified as of May 11, 2021 at 09:25 AM

Data in this report are provisional and subject to change.

The numbers in the table below represent the number of Florida and non-Florida residents for whom test results were received by the Department of Health. A person can be tested by more than one laboratory and can have both positive and negative results. **Therefore, the sum of the numbers in each column will be larger than the total number of people tested.**

Reporting lab	Inconclusive	Negative	Positive	Percent positive	Total
SJMC PHYSICIAN SERVICES			1	100%	1
DIMMIT REGIONAL HOSPITAL			1	100%	1
FIRST MED URGENT CARE - NW 39TH			1	100%	1
CARESPOT EXPRESS HEALTHCARE BOYNTON BEACH			1	100%	1
Hillside Rehab and Care Center			1	100%	1
Strasburg Care Center		1			1
CLERMONT PEDIATRICS, PA			1	100%	1
COLOMBO'S PHARMACY		1			1
FAIRVIEW SOUTHDAL			1	100%	1
BAYLOR SCOTT & WHITE MEDICAL SURGICAL CLINIC			1	100%	1
Seacrest Village		1			1
HALE KUPUNA HERITAGE HOME		1			1
WESTON COUNTY HEALTH SERVICES			1	100%	1
WALGREENS #4086		1			1
SIPERSTEIN DERMATOLOGY LLC			1	100%	1
BRETON REHABILITATION & LIVING CENTRE		1			1
Manassas Health & Rehab			1	100%	1
SUNRISE/QUAY COUNTY HEALTH CLINIC		1			1
EUROFINS VIRACOR			1	100%	1
SUNCOAST RESEARCH GROUP LLC			1	100%	1
BEAUMONT REFERENCE LABORATORY			1	100%	1
NAVICENT HEALTH OCONEE, LLC		1			1
PROGENESIS INC			1	100%	1
SUPREME MEDICAL GROUP PLLC			1	100%	1
TRIHEALTH			1	100%	1
SUMMERFIELD PAIN MANAGEMENT			1	100%	1
LACKAWANNA HEALTH AND REHAB CENTER		1			1
Lantern Park Specialty Care		1			1
Ravenwood Speciality Care		1			1
ST JOHNS PEDIATRICS PA		1			1
LAS PALOMAS SENIOR LIVING		1			1
EXPRESS LAB LIVINGSTON			1	100%	1
GENERATIONS CENTER OF SPENCER		1			1
Pinnacle Health and Rehab at South Portland		1			1
CHILDREN'S AT SATELLITE BOULEVARD URGE		1			1
Kroger 006 - The Little Clinic Uintah Gardens		1			1
GENESIS HOME HEALTH CARE SERVICES OF			1	100%	1
DILELLA			1	100%	1
CARESPOT - LEE VISTA			1	100%	1
VA ST LOUIS HEALTH CARE SYSTEM			1	100%	1
Niles Nursing and Rehab. Center		1			1
MEDEXPRESS URGENT CARE - HAMILTON SQUA		1			1
OAKWOOD HOSPITAL - SOUTHSORE			1	100%	1
CONVENIENT MD			1	100%	1
WELLSTREET CLAIRMONT		1			1
BORINQUEN HEALTH CENTER			1	100%	1
DR BAWA AND ASSOCIATES			1	100%	1

COVID-19: testing by laboratory

Data through May 10, 2021 verified as of May 11, 2021 at 09:25 AM

Data in this report are provisional and subject to change.

The numbers in the table below represent the number of Florida and non-Florida residents for whom test results were received by the Department of Health. A person can be tested by more than one laboratory and can have both positive and negative results. **Therefore, the sum of the numbers in each column will be larger than the total number of people tested.**

Reporting lab	Inconclusive	Negative	Positive	Percent positive	Total
CAPITAL HEALTH PLAN - GOVERNORS SQUARE			1	100%	1
White Oak Manor - Rock Hill		1			1
Brownwood Nusing & Rehabilitation		1			1
Whispering Pines Nursing & Rehabilitation Center		1			1
ASSURANCE HEALTHCARE AND COUNSELING CENTER		1			1
ENCOMPASS HEALTH REHABILITATION HOSPITAL OF		1			1
ORCHID TERRACE		1			1
Kroger 390 - The Little Clinic North College Hill		1			1
ANDERSON FAMILY MEDICINE			1	100%	1
MCLEOD MEMORIAL HOSPITAL CLARENDON			1	100%	1
SANTA CLARA VALLEY MEDICAL CENTER			1	100%	1
OAK HAVEN REHAB AND NURSING CENTER			1	100%	1
MANORCARE HEALTH SERVICES BOCA RATON			1	100%	1
MEDEXPRESS-DOVER		1			1
METROPOLITAN			1	100%	1
VISTA LAKE ASSISTED LIVING			1	100%	1
ST.ELIZABETH HEALTH CENTER	1				1
SEATTLE-KING COUNTY			1	100%	1
CAROLINAS PHYSICIAN NETWORK			1	100%	1
PEDRO L ORTEGA MD PA			1	100%	1
RIVERSIDE MEDICAL CENTER		1			1
Schoenbrunn Healthcare		1			1
CUSTOM SCRIPTS PHARMACY		1			1
STEWARD FLORIDA ALF, INC			1	100%	1
CHC			1	100%	1
Le Roy Village Green		1			1
HEALTHFORCE PARTNERS INC			1	100%	1
Brown Nursing Home		1			1
THE LITTLE CLINIC LLC			1	100%	1
ST JOHN HOSPITAL & MEDICAL CENTER MICRO			1	100%	1
MEMORIAL HOSPITAL LOS BANOS			1	100%	1
WHEATON FRANCISCAN LABORATORY			1	100%	1
CVS / PHARMACY #10794			1	100%	1
HARDVARD VANGUARD MEDICAL ASSOCIATES - NEEDHAM			1	100%	1
Marysville Care Center		1			1
FLORIDA HOME HEALTH			1	100%	1
Kroger 907 - The Little Clinic Holland		1			1
ENZO LABS INC			1	100%	1
EVANS FAMILY CARE PA			1	100%	1
JACKSON MADISON CO. GEN. HOSPITAL			1	100%	1
ER NEAR ME HULEN		1			1
HEALTH CHOICES, PLLC		1			1
BLACKBERRY CENTER, THE		1			1
RICHMOND MEDICAL CENTER FOR WOMEN		1			1
SAN JOSE CLINIC		1			1
LIFE CARE CENTER OF HILTON HEAD		1			1
WATERTOWN URGENT CARE		1			1

COVID-19: testing by laboratory

Data through May 10, 2021 verified as of May 11, 2021 at 09:25 AM

Data in this report are provisional and subject to change.

The numbers in the table below represent the number of Florida and non-Florida residents for whom test results were received by the Department of Health. A person can be tested by more than one laboratory and can have both positive and negative results. **Therefore, the sum of the numbers in each column will be larger than the total number of people tested.**

Reporting lab	Inconclusive	Negative	Positive	Percent positive	Total
SURGERY CENTER, THE			1	100%	1
MAYO CLINIC OUTPATIENT DIALYSIS CENTER			1	100%	1
WALMART PHARMACY 10-4554		1			1
FAMILY PRACTICE OF CENTRAL FLORIDA PA			1	100%	1
Walgreens #19992		1			1
URGENT DOC -NACOGODOCHES CLINIC			1	100%	1
ROMULO CAMOGLIANO MD/INTERNAL MEDICINE			1	100%	1
JAX FAMILY CARE		1			1
MBMG OF WINTER HAVEN			1	100%	1
Willowbrooke Court at Normandy Farms Estates		1			1
EAST COAST INSTITUTE FOR RESEARCH LLC			1	100%	1
HUNEYCUTT FAMILY PRACTICE			1	100%	1
MEDEXPRESS URGENT CARE - WALL		1			1
Crisp Regional Nursing and Rehab Center		1			1
ADVANCE MD CARE			1	100%	1
NATICK URGENT CARE			1	100%	1
BEAUMONT HOSPITAL			1	100%	1
SCRIPPS MERCY HOSPITAL			1	100%	1
JPS HEALTH CENTER AT TRUE WORTH PLACE			1	100%	1
PRIMEX CLINICAL LABORATORIES INC			1	100%	1
Bayou Vista Community Care Center			1	100%	1
BHS PHYSICIAN NETWORK			1	100%	1
CDR MAGUIRE – STUART MISSION			1	100%	1
CVS IL2297651CV JOLIET		1			1
Kroger 518 - The Little Clinic Hermitage		1			1
Manor Care of Dallastown d/b/a ManorCare Health Services - Dallastown		1			1
DYNACARE NORTHWEST INC			1	100%	1
WELLSTAR STUDENT SERVICES-MARIETTA CLI		1			1
WYOMING OPCO, LLC DBA MEDILODGE OF WYO		1			1
FLORIDA ORTHOPAEDIC INSTITUTE SURGERY		1			1
CRUSADER COMMUNITY HEALTH			1	100%	1
LEGACY AT HIGHWOODS PRESERVE		1			1
UFHEALTH			1	100%	1
Kroger 838 - The Little Clinic Fairborn		1			1
SSC NASHVILLE OPERATING CO LLC D/B/A		1			1
CareATC - Columbia College #58		1			1
PROGRESSIVE MEDICAL RESEARCH			1	100%	1
HEALTH & WELLNESS PROFESSIONALS INC			1	100%	1
TENNOVA ER - SANGO			1	100%	1
Signature Healthcare of Fort Wayne		1			1
LOWER KEYS COMMUNITY HEALTH CENTER			1	100%	1
SYNERGENE LABORATORY			1	100%	1
PARKVIEW REGIONAL MEDICAL CENTER			1	100%	1
LRHS Pablo Urgent Care		1			1
NEW ERA COMMUNITY HEALTH CENTER LLC		1			1
Indian Oaks Living Center		1			1
MEDICAL CENTER FRANKLIN			1	100%	1

COVID-19: testing by laboratory

Data through May 10, 2021 verified as of May 11, 2021 at 09:25 AM

Data in this report are provisional and subject to change.

The numbers in the table below represent the number of Florida and non-Florida residents for whom test results were received by the Department of Health. A person can be tested by more than one laboratory and can have both positive and negative results. **Therefore, the sum of the numbers in each column will be larger than the total number of people tested.**

Reporting lab	Inconclusive	Negative	Positive	Percent positive	Total
ODESSA MEMORIAL HOSPITAL			1	100%	1
HOSPITAL SISTERS HEALTH SYSTEM (HSHS)			1	100%	1
441 URGENT CARE CENTER - BROWNWOOD			1	100%	1
Kroger 670 - The Little Clinic Dawson Forest Rd & Hwy 19		1			1
SANFORD LABORATORIES WATERTOWN			1	100%	1
BROOKSHIRE, THE			1	100%	1
Falmouth By The Sea			1	100%	1
JACKSONVILLE HEALTH & REHAB		1			1
LAKE MARY OPTUM FLORIDA			1	100%	1
HEALTH SERVICES-COLUMBIA COLLEGE		1			1
MARTINSVILLE HEALTH AND REHAB			1	100%	1
Heartland of Perrysburg		1			1
FLAGLER PROFESSIONAL HEALTH CARE SERVICES INC		1			1
INTERMOUNTAIN HEALTHCARE LABORATORY SERVICES			1	100%	1
ERLANGER WESTERN CAROLINA HOSPITAL			1	100%	1
CVS NE8626POCT LINCOLN		1			1
Autumn Care of Suffolk		1			1
Rockcastle Health and Rehab		1			1
CONWAY - SHERWOOD URGENT CARE			1	100%	1
CAREAGE PLASTIC SURGERY			1	100%	1
Hempfield Manor		1			1
MID FLORIDA BIOLOGICALS			1	100%	1
SHAH			1	100%	1
Imperial Healthcare Centre			1	100%	1
CAREWELL URGENT CARE FITCHBURG			1	100%	1
Chatsworth Health Care		1			1
MEDEXPRESS URGENT CARE-MEADVILLE			1	100%	1
MARTIN HEALTH PHYSICIAN GROUP			1	100%	1
SOUTHEAST HEALTH WESTGATE CLINIC			1	100%	1
Community Compassion Center of Batesville			1	100%	1
FLORIDA EPIDEMIOLOGY PROGRAM			1	100%	1
WESLEY CHAPEL INTERNAL MEDICINE AND PEDIATRICS PA			1	100%	1
TRUECARE24			1	100%	1
Avon Health Center		1			1
MEDEXPRESS URGENT CARE - PINE BLUFF S		1			1
CEPERO PEDIATRICS PA			1	100%	1
THE HOSPITALS OF PROVIDENCE EMERGENCY ROOM			1	100%	1
Traymore Nursing Center		1			1
UF HEALTH EMERGENCY CENTER LABORATORY		1			1
MRMC LAB MICRO			1	100%	1
ST. MICHAEL'S ELITE HOSPITAL			1	100%	1
MEDEXPRESS URGENT CARE - LEOMINSTER		1			1
TOTAL FAMILY CARE		1			1
CULVER CITY URGENT CARE			1	100%	1
ANDERSON NURSING CENTER			1	100%	1
TMH PHYSICIAN PARTNERS QUINCY			1	100%	1
INTERIM HEALTHCARE OF PALM COAST			1	100%	1

COVID-19: testing by laboratory

Data through May 10, 2021 verified as of May 11, 2021 at 09:25 AM

Data in this report are provisional and subject to change.

The numbers in the table below represent the number of Florida and non-Florida residents for whom test results were received by the Department of Health. A person can be tested by more than one laboratory and can have both positive and negative results. **Therefore, the sum of the numbers in each column will be larger than the total number of people tested.**

Reporting lab	Inconclusive	Negative	Positive	Percent positive	Total
LOUISIANA STATE LAB			1	100%	1
Orange City Nursing and Rehab Center			1	100%	1
SANTA CRUZ COUNTY HEALTH SERVICES			1	100%	1
CLINICAL CARE, INC			1	100%	1
Cerenity Senior Care-White Bear Lake		1			1
MOUNT SINAI HOSPITAL OF QUEENS			1	100%	1
GULF COUNTY HEALTH DEPARTMENT			1	100%	1
Caldwell Care		1			1
BROOKDALE WEST PALM BEACH			1	100%	1
KEY WEST BRANCH MEDICAL CLINIC			1	100%	1
Cornerstone at the Ranch		1			1
FREDERICK AVENUE GROUP HOME		1			1
MIAMI-DADE COUNTY HEALTH DEPT.		1			1
NORTH CAROLINA STATE LABORATORY OF PUBLIC HEALTH, SPECTRUM LAB NETWORK			1	100%	1
RENEGADEXBIO, PBC	1				1
HEALTH GUAGE			1	100%	1
FLORIDA HOSPITAL TRANSPLANT CENTER		1			1
LIBERTY COMMONS NURSING AND REHABILITA		1			1
AMBRY GENETICS CORP	1				1
TREASURE COAST MEDICAL CONCIERGE LLC			1	100%	1
PHOEBE PRIMARY CARE CAMILLA			1	100%	1
PALM BEACH COUNTY SHERIFF OFFICE			1	100%	1
NORTHEAST GEORGIA HEALTH SYSTEM			1	100%	1
NEXTCARE SUN CITY			1	100%	1
PORT ORANGE DIALYSIS			1	100%	1
CONNECTICUT CVS PHARMACY, LLC		1			1
UNIVERSITY PLACE NURSING CENTER		1			1
LABORATORY COPRORATION OF AMERICA			1	100%	1
BARTLE'S PHARMACY INC			1	100%	1
WALKERS DRUG STORE			1	100%	1
LOGAN COUNTY HOSPITAL			1	100%	1
REGIONAL MEDICAL CENTER			1	100%	1
INNOVATIVE HEALTH DIAGNOSTIC OF CALIFORNIA			1	100%	1
FIVE STAR PREMIER RESIDENCES OF POMPANO BEACH			1	100%	1
Avista Nursing and Rehab			1	100%	1
UNIVERSITY OF MIAMI MEDICINE CLINIC DRI			1	100%	1
D'YOUVILLE SCHOOL OF PHARMACY		1			1
EUROFINS PHOENIX			1	100%	1
MYLAN-SOUTH POINT PA		1			1
INTERIM HEALTHCARE			1	100%	1
AESTHETIC PHYSICIANS PC			1	100%	1
LANGLEY DIALYSIS			1	100%	1
RIVERTON CBOC			1	100%	1
NOVANT HEALTH PRINCE WILLIAM WELLNESS CENTER			1	100%	1
MEDICAL LIFE-INC GUIDEWELL EMERGENCY MEDICINE			1	100%	1
GENESIS HEALTH SYSTEM			1	100%	1
Kroger 016 - The Little Clinic Centennial		1			1

COVID-19: testing by laboratory

Data through May 10, 2021 verified as of May 11, 2021 at 09:25 AM

Data in this report are provisional and subject to change.

The numbers in the table below represent the number of Florida and non-Florida residents for whom test results were received by the Department of Health. A person can be tested by more than one laboratory and can have both positive and negative results. **Therefore, the sum of the numbers in each column will be larger than the total number of people tested.**

Reporting lab	Inconclusive	Negative	Positive	Percent positive	Total
WORKFORCE HEALTH DEPARTMENT			1	100%	1
IMMERSION RECOVERY CENTER LLC			1	100%	1
Rosa Coplon Jewish Home and Infirmary		1			1
MEDEXPRESS URGENT CARE - JACKSON		1			1
MEDCARE QUALITY MEDICAL CENTER LLC			1	100%	1
PALMETTO CHARTER SCHOOL		1			1
RIO GRANDE REGIONAL HOSPITAL FAMILY PRACTICE CLINC			1	100%	1
Piqua Manor		1			1
SPRINGFIELD HOSPITAL			1	100%	1
Hinesville VA Clinic		1			1
NEW RIVER HEALTH DISTRICT			1	100%	1
RADIANCE HEALTH RX		1			1
Juniper Village at Bucks County		1			1
NEMOURS CHILDREN'S PRIMARY CARE			1	100%	1
DORA HOME CARE			1	100%	1
ROSE MEDICAL CENTER LAB			1	100%	1
VANAJA SUREDDI MD PA			1	100%	1
SC-GA2018 THE RIDGE REHABILITATION & H		1			1
ADVANCED RESEARCH INSTITUTE			1	100%	1
HOLMES FAMILY PRACTICE PA			1	100%	1
DORAL KIDNEY CENTER			1	100%	1
SPECTRUM LUDINGTON			1	100%	1
MYCLINIC, INC			1	100%	1
NULEASE MEDICAL SOLUTIONS			1	100%	1
NORWOOD HEALTH CENTER		1			1
AMERICA'S ER SITE 002 LLC			1	100%	1
SUNSHINE FAMILY & WELLNESS CENTER			1	100%	1
WALGREENS # 12338		1			1
BREVARD COUNTY JAIL			1	100%	1
WESTEX URGENT CARE, PLLC			1	100%	1
CHILDRENS AT NORTH POINT URGENT CARE L		1			1
JOHN H. STROGER, JR. HOSPITAL OF COOK COUNTY			1	100%	1
Miller Health Care Center			1	100%	1
BGB SUMMIT MEDICAL GROUP		1			1
Heartland of Pittsburgh PA, LLC		1			1
ADVANCE FLORIDA CONSULTING			1	100%	1
FLORIDA HEART AND VASCULAR MULTISPECIALTY GROUP PA			1	100%	1
SANCHEZ CAZAU MEDICAL GROUP			1	100%	1
WMG URGENT CARE WOODSTOCK			1	100%	1
Avantara Lake Norden		1			1
SUNSHINE URGENT CARE			1	100%	1
CLEVELAND CLINIC OUTPATIENT LABORATORY			1	100%	1
DOCTORS MEDICAL CENTER			1	100%	1
MAINE HEALTH AND ENVIRONMENTAL TESTING LABORATORY			1	100%	1
HARDIN MEMORIAL HOSPITAL - HEARTLAND PATHOLOGY CONSULTANTS			1	100%	1
WELLSTREET SANDY SPRINGS		1			1
Freedom Pointe at The Villages			1	100%	1

COVID-19: testing by laboratory

Data through May 10, 2021 verified as of May 11, 2021 at 09:25 AM

Data in this report are provisional and subject to change.

The numbers in the table below represent the number of Florida and non-Florida residents for whom test results were received by the Department of Health. A person can be tested by more than one laboratory and can have both positive and negative results. **Therefore, the sum of the numbers in each column will be larger than the total number of people tested.**

Reporting lab	Inconclusive	Negative	Positive	Percent positive	Total
PARKVIEW MANOR NURSING HOME		1			1
KENDALL PEDIATRICS PARTNERS LLC			1	100%	1
Wedgewood Manor		1			1
CYPRESS CREEK DIALYSIS CTR			1	100%	1
Shelbyville Manor		1			1
REHABILITATION CENTER OF SOUTH GEORGIA		1			1
VALLEY HOSPITAL MEDICAL CENTER		1			1
KAISER PERMANENTE REGIONAL REFERENCE LABORATORY		1			1
HENRICO DOCTORS HOSPITAL LABORATORY			1	100%	1
MIAMI JEWISH DIALYSIS			1	100%	1
PRIME CARE FAMILY MEDICINE			1	100%	1
HEARTLAND NURSING & REHABILITATION		1			1
ROCKLEDGE HEALTH & REHABILITATION CENTER			1	100%	1
St. Anthony's Nursing and Rehab			1	100%	1
URGENTMED			1	100%	1
SHANNON MEDICAL CENTER			1	100%	1
CLEVELAND CLINIC FLORIDA WAIVED			1	100%	1
AHC Dyersburg		1			1
HIGHLANDS CLINICAL LABORATORY			1	100%	1
Kroger - KRO01100688			1	100%	1
VIVIAN SIMMONS FAMILY PRACTICE			1	100%	1
CELEBRATION FAMILY PHYSICIANS LLC			1	100%	1
JET MEDICAL CENTER			1	100%	1
SINAI URGENT CARE FORT WORTH, LLC			1	100%	1
SOPHIA MEDICAL ASSOCIATES, PC			1	100%	1
ST. JOSEPH MERCY ANN ARBOR HOSPITAL			1	100%	1
HONU	1				1
NORTH WEST FLORIDA DIAGNOSTIC ENOCRINOLOGY CLINIC			1	100%	1
AMBULATORY CARE CLINIC, LLC			1	100%	1
INDIGO PALMS			1	100%	1
SILVER SPRINGS SHORES DIALYSIS			1	100%	1
BACON COUNTY HOSPITAL		1			1
Raleigh Center (WV)			1	100%	1
BRISTOL REGINAL MEDICAL CENTER			1	100%	1
US LABORATORIES			1	100%	1
PENNY PEDIATRICS		1			1
GULF BREEZE TREATMENT CENTER, LLC			1	100%	1
FAMILY MEDICAL CENTERS			1	100%	1
LAKE VIEW COURT		1			1
TMH PHYSICIAN PARTNERS WAKULLA			1	100%	1
SOUTH TEXAS HEALTH SYSTEM ER - WARE ROAD			1	100%	1
CHAMBREL AT PINECASTLE			1	100%	1
TEMPLE TERRACE DIALYSIS			1	100%	1
NEW MILFORD HOSPITAL			1	100%	1
BRADENTON CONVENTION CENTER			1	100%	1
EAST LANSING OPCO		1			1
MED FIRST URGENT CARE CENTERS INC			1	100%	1

COVID-19: testing by laboratory

Data through May 10, 2021 verified as of May 11, 2021 at 09:25 AM

Data in this report are provisional and subject to change.

The numbers in the table below represent the number of Florida and non-Florida residents for whom test results were received by the Department of Health. A person can be tested by more than one laboratory and can have both positive and negative results. **Therefore, the sum of the numbers in each column will be larger than the total number of people tested.**

Reporting lab	Inconclusive	Negative	Positive	Percent positive	Total
PATIENT FIRST - CHERRY HILL		1			1
SEABROOK EMS			1	100%	1
PALOMAR MEDICAL CENTER			1	100%	1
LAKEWOOD RANCH URGENT CARE PA			1	100%	1
FORT LOUDOUN PRIMARY CARE		1			1
SPRINGBROOK HOSPITAL			1	100%	1
HEBER VALLEY MEDICAL CENTER			1	100%	1
GENVIEW DIAGNOSIS INC			1	100%	1
IVY CREEK HEALTHCARE & WELLNESS CENTRE			1	100%	1
SALEM HOSPITAL REGIONAL LABORATORY		1			1
SAINT PETE MRI			1	100%	1
MAIN STREET PHARMACY OF MARCELLUS, INC		1			1
OMNICARE PHARMACY OF TEXAS 1, LP		1			1
MEMORIAL PHYSICIANS LABORATORY			1	100%	1
Walgreens #5421		1			1
CENTER AT WATERFRONT		1			1
HEARTLAND PHARMACY SEBRING			1	100%	1
CLIFTON-FINE HOSPITAL LABORATORY		1			1
MORELL			1	100%	1
YOUR KIDS URGENT CARE			1	100%	1
ULTIMATE DX CORP			1	100%	1
ACL LABORATORIES			1	100%	1
CORVALLIS CLINIC PC LAB		1			1
LAKE CHELAN COMMUNITY HOSPITAL		1			1
Bolingreen Health and Rehabilitation		1			1
KELLY			1	100%	1
Kempsville Health and Rehab Center		1			1
Williamstown Commons			1	100%	1
FAITH FAMILY PRACTICE			1	100%	1
CVS TX7824POCT GARLAND		1			1
HATLEY HEALTH CARE, INC		1			1
MEDEXPRESS URGENT CARE - WILLINGBORO		1			1
ALLEGHENY COUNTY HEALTH DEPARTMENT - PUBLIC HEALTH LABORATORY			1	100%	1
HEARTLAND OF ZEPHYRHILLS FL, LLC			1	100%	1
MT VIEW			1	100%	1
METHODISM MIDLOTHIAN MEDICAL CENTER			1	100%	1
NHC HEALTH CARE CENTER		1			1
PREVENTIVE CARDIOLOGY AND INTERNAL MEDICINE ASSOCIATES			1	100%	1
CLARKSVILLE MANOR INC		1			1
NEW ULM MEDICAL CENTER			1	100%	1
BIOLOGICAL AND CHEMICAL EMERGENCIES LABORATORY			1	100%	1
JOHN HOPKINS WELLNESS CENTER PEPSICO			1	100%	1
PALMA CEIA MED GROUP-SWANN		1			1
CORE OCCUPATIONAL MEDICINE			1	100%	1
MEMPHIS URGENT CARE #2, LLC			1	100%	1
INDIANA INTERNAL MEDICINE			1	100%	1
COASTAL MANOR		1			1

COVID-19: testing by laboratory

Data through May 10, 2021 verified as of May 11, 2021 at 09:25 AM

Data in this report are provisional and subject to change.

The numbers in the table below represent the number of Florida and non-Florida residents for whom test results were received by the Department of Health. A person can be tested by more than one laboratory and can have both positive and negative results. **Therefore, the sum of the numbers in each column will be larger than the total number of people tested.**

Reporting lab	Inconclusive	Negative	Positive	Percent positive	Total
TRIPLE O RESEARCH INSTITUTE PA			1	100%	1
Villa Maria			1	100%	1
BARDMOOR EMERGENCY CARE CENTER			1	100%	1
TILLAMOOK COUNTY GENERAL HOSPITAL LAB		1			1
WELLPATH			1	100%	1
THYROID SPECIALTY LABORATORY			1	100%	1
ALTA BATES SUMMIT MEDICAL CENTER CLINICAL LAB			1	100%	1
PASCO COUNTY HEALTH DEPARTMENT			1	100%	1
MEDEXPRESS URGENT CARE - LAWTON		1			1
BRIDGEWAY CENTER INC			1	100%	1
PRESTIGE ER			1	100%	1
Brio of Johnston		1			1
IC LABS			1	100%	1
WARREN GENERAL HOSPITAL			1	100%	1
CFHC - FROSTPROOF			1	100%	1
View Ridge Care Center		1			1
HALIFAX FAMILY HEALTH CENTER			1	100%	1
CONEY ISLAND HOSP			1	100%	1
NHSN_AIMS		1			1
Walgreens #10988		1			1
Medilodge of Kalamazoo		1			1
APPLECARE URGENT CARE KINGSLAND			1	100%	1
APPLECARE URGENT CARE			1	100%	1
CARE ADVANTAGE			1	100%	1
MEDICAL UNIVERSITY OF SOUTH CAROLINA			1	100%	1
Walgreens #9121		1			1
ELATION HEALTH		1			1
MEA PRIMARY CARE PLUS BYRAM			1	100%	1
PROGRESSIVE MEDICAL LAB LLC			1	100%	1
NORTH BREVARD CHILDRENS MEDICAL CENTER			1	100%	1
VIP STARNETWORK		1			1
Good Samaritan Society-Atkinson		1			1
ADVANCE CARDIOVASCULAR IMAGING, INC			1	100%	1
FAMILY HEALTHCARE SERVICES			1	100%	1
BROOKSVILLE REGIONAL HOSPITAL			1	100%	1
MIAMI CHILDRENS HOSPITAL MIDTOWN OUTPATIENT CENTER			1	100%	1
DESTIN SURGERY CENTER LTD		1			1
WALGREENS #05150		1			1
MEDHEALTH CLINICAL INC			1	100%	1
PINECREST MANOR		1			1
ABRAKIDABRA KIDS CLINIC			1	100%	1
WYTHE CNTY COMMUNITY HOSP LABORATORY			1	100%	1
CARDIAC AND VASCULAR CONSULTANTS MD PA		1			1
Masonic Medical Research Institute			1	100%	1
HUNTSVILLE HOSPITAL			1	100%	1
CORPORATION OF AMERICA		1			1
CVS OH3481POCT MARYSVILLE		1			1

COVID-19: testing by laboratory

Data through May 10, 2021 verified as of May 11, 2021 at 09:25 AM

Data in this report are provisional and subject to change.

The numbers in the table below represent the number of Florida and non-Florida residents for whom test results were received by the Department of Health. A person can be tested by more than one laboratory and can have both positive and negative results. **Therefore, the sum of the numbers in each column will be larger than the total number of people tested.**

Reporting lab	Inconclusive	Negative	Positive	Percent positive	Total
CVS PA2867POCT FOLSOM		1			1
EH FARGO HOSPITAL LABORATORY			1	100%	1
FAMILY MEDICAL CENTER OF HOLLYWOOD PA			1	100%	1
UNIVERSITY OF MIAMI - LENNAR CENTER			1	100%	1
MARYWOOD HEIGHTS		1			1
SOUTHERN FAMILY HEALTH			1	100%	1
Trenton Health and Rehabilitation		1			1
REGIONAL MED CTR BAYONET POINT			1	100%	1
CAN COMMUNITY HEALTH NORTH MIAMI, FL		1			1
CLINTON DRUG STORE		1			1
Kroger 539 - The Little Clinic Memorial Blvd.		1			1
ANDREWS			1	100%	1
HEALTHPLUS			1	100%	1
SOUTH FLORIDA EVALUATION AND TREATMENT		1			1
VERITAS GENETICS, INC.			1	100%	1
Kroger 527 - The Little Clinic Hwy 70 S.		1			1
SAINT FRANCIS HOSPITAL			1	100%	1
Accordius Health at Gastonia			1	100%	1
LAB. CORP. OF AMERICA			1	100%	1
HOLYOKE MEDICAL CENTER			1	100%	1
Diversicare of Eupora		1			1
ARIZONA STATE LABORATORY			1	100%	1
UCSD MICROBIOLOGY LABORATORY			1	100%	1
Absolut Care of Gasport		1			1
Chateau Dville Rehab & Retirement		1			1
FRITZINGERTOWN SENIOR LIVING		1			1
MCR HEALTH MEDICAL EXPRESS			1	100%	1
CONSULATE HEALTH CARE OF VERO BEACH			1	100%	1
IDAHO HEALTH DEPARTMENT			1	100%	1
WALGREENS #05432		1			1
BAPTIST HOSPITAL EAST			1	100%	1
Remarkable Healthcare Dallas			1	100%	1
PSL JAX BEACH OPERATIONS LLC			1	100%	1
CONNECTICUT PEDIATRICS @ CHC		1			1
APC HEALTH LLC			1	100%	1
PAUL C SCHWARTZ & MELVIN L WEIDMAN		1			1
Central Alabama Veterans HCS - East Campus		1			1
SARASOTA MEMORIAL HEALTHCARE			1	100%	1
ATMORE COMMUNITY HOSPITAL			1	100%	1
FLORIDA DIGESTIVE AND LIVER SPECIALISTS			1	100%	1
CLINICAL LABORATORY DEPARTMENT			1	100%	1
Oakview Manor Health and Rehab		1			1
METHODIST HOSPITAL SOUTHLAKE			1	100%	1
MEDIPLUS CLINIC, INC			1	100%	1
HANCOCK REGIONAL HOSPITAL		1			1
Plaza Healthcare			1	100%	1
J F K PEDIATRICS			1	100%	1

COVID-19: testing by laboratory

Data through May 10, 2021 verified as of May 11, 2021 at 09:25 AM

Data in this report are provisional and subject to change.

The numbers in the table below represent the number of Florida and non-Florida residents for whom test results were received by the Department of Health. A person can be tested by more than one laboratory and can have both positive and negative results. **Therefore, the sum of the numbers in each column will be larger than the total number of people tested.**

Reporting lab	Inconclusive	Negative	Positive	Percent positive	Total
CHILDRENS HEALTHCARE CTE OF NORTHERN		1			1
MED LAB SERVICES, LLC			1	100%	1
Oak Hill Health & Rehabilitation Center			1	100%	1
CLINICAL MICROBIOLOGY LAB FAIRVIEW UNIVERSITY HOSPITAL			1	100%	1
PEDIATRIC ASSOCIATES - JACKSONVILLE			1	100%	1
PROVIDENCE HOSPITAL			1	100%	1
SARASOTA MEMORIAL HOSPITAL		1			1
ADVANCE GASTROENTEROLOGY			1	100%	1
TRANSCEND PERFORMANCE AND LIFESTYLE INSTITUTE			1	100%	1
WATERSIDE HEALTH & REHAB CENTER, LLC		1			1
PALM BEACH PEDIATRIC UROLOGY			1	100%	1
Stonespring Transitional Care		1			1
MID-SOUTH URGENT CARE, PLLC			1	100%	1
Medilodge of Midland		1			1
PUBLIC HEALTH LABORATORIES			1	100%	1
EAST END PEDIATRICS		1			1
TALLAHASSEE DIALYSIS		1			1
BLUE RIDGE URGENT CARE MORGANTON			1	100%	1
EMERALD HEALTH CARE		1			1
CARENOW URGENT CARE-HENDERSONVILLE		1			1
CARESPOT - WELLINGTON			1	100%	1
CVS NJ2949POCT EAST HANOVER		1			1
INTERNAL MEDICINE GROUP OF WINTER HAVEN PA		1			1
FLORIDA WATERMAN HOSPITAL			1	100%	1
HEALTHCARE PARTNERS FAMILY MEDICINE LLC			1	100%	1
Churchman Village LLC		1			1
ADDINGTON PLACE EAST LAKE		1			1
Grays Harbor Health and Rehabilitation		1			1
MEDEXPRESS WELL - OLDSMAR			1	100%	1
ADVANCED LABORATORY SERVICES			1	100%	1
MOUNT DORA DIALYSIS			1	100%	1
NEMOURS CHILDRENS URGENT CARE			1	100%	1
PENROSE HOSPITAL			1	100%	1
YOUTH HEALTH CENTER OF HUNTINGTON		1			1
Riverside Nursing & Rehabilitation Center		1			1
Summit Medical Group Morristown Oncology		1			1
PARKWAY REGIONAL MEDICAL CENTER LAB			1	100%	1
JUPITER MEDICAL GROUP			1	100%	1
DPH OP LAB			1	100%	1
SUNY AT STONY BROOK			1	100%	1
Good Samaritan Society - Albion		1			1
WILMINGTON NURSING AND REHAB			1	100%	1
BOCA GENERAL AND FAMILY MEDICINE		1			1
CHATSWORTH ASSISTED LIVING COMMUNITY AT PGA NATIONAL			1	100%	1
FRIO REGIONAL PRIMARY CARE AND URGENT CARE CLINIC			1	100%	1
Oklahoma Methodist Manor			1	100%	1
COASTAL ER IX, PHYSICIANS PREMIER			1	100%	1

COVID-19: testing by laboratory

Data through May 10, 2021 verified as of May 11, 2021 at 09:25 AM

Data in this report are provisional and subject to change.

The numbers in the table below represent the number of Florida and non-Florida residents for whom test results were received by the Department of Health. A person can be tested by more than one laboratory and can have both positive and negative results. **Therefore, the sum of the numbers in each column will be larger than the total number of people tested.**

Reporting lab	Inconclusive	Negative	Positive	Percent positive	Total
Mason Health and Rehab		1			1
Kroger 670 - The Little Clinic Powell		1			1
GATEWAY COMMUNITY SERVICES INC			1	100%	1
THE LITTLE CLINIC, LLC			1	100%	1
Ashland Place Health and Rehabilitation, LLC		1			1
FLORIDA ADVANCED MEDICAL AND DERM AESTHETICS LLC			1	100%	1
Monument Health Strugis Care Center		1			1
Robinson Terrace Rehabilitation and Nursing Center		1			1
VA North May Outpatient Clinic		1			1
BRIDGES AT LIFE CARE CENTER OF OCALA, THE			1	100%	1
Spring Gate Rehab and Healthcare Center		1			1
PCG MOLECULAR			1	100%	1
HSRE-ASL CASSELBERRY TRS, LLC			1	100%	1
DERMDX, DIV OF AURORA DIAGNOSTICS/BERNHARDT LAB		1			1
CAN COMMUNITY HEALTH LLC		1			1
MORGAN MEDICAL CENTER		1			1
Kroger 705 - The Little Clinic Richmond		1			1
A.G. Rhodes		1			1
TAYLOR COUNTY HEALTH DEPARTMENT			1	100%	1
ENCOMPASS HEALTH REHAB HOSP TOMS RIVER		1			1
AURORA CONSOLIDATED LABORATORY			1	100%	1
ST LUKE'S BOISE REGIONAL MEDICAL CENTER		1			1
POUDRE VALLEY HOSPITAL			1	100%	1
MEDEXPRESS URGENT CARE-HAVERHILL		1			1
The Center at Centennial			1	100%	1
WESTOX LABS		1			1
RYE BEACH PHARMACY INC		1			1
FLORIDA DEPARTMENT OF HEALTH PALM BEACH COUNTY			1	100%	1
CAH ACQUISITION COMPANY 11 LLC			1	100%	1
WALGREENS #06025		1			1
PUTNAM COUNTY PUBLIC HEALTH UNIT WIC		1			1
CVS IL7142POCT LOCKPORT		1			1
COURTLAND TERRACE		1			1
Walgreens #12153		1			1
WALKIN MEDICAL URGENT CARE,NEW CITY			1	100%	1
THE EMORY CLINIC			1	100%	1
Gulf Coast health and Rehabilitation, LLC		1			1
LIFESTREAM BEHAVIORAL CENTER INC			1	100%	1
WALGREENS CP		1			1
ST. LUKES HOSPITAL			1	100%	1
MEDICAL CLINIC OF HOUSTON			1	100%	1
Westminster Canterbury Richmond		1			1
SV MOBILE HEALTH			1	100%	1
EXACCARE KINGSTON, LLC			1	100%	1
SYNAPSE ANALYTICAL LABS		1			1
EPIC CARE PHARMACY		1			1
Medilodge of Marshall		1			1

COVID-19: testing by laboratory

Data through May 10, 2021 verified as of May 11, 2021 at 09:25 AM

Data in this report are provisional and subject to change.

The numbers in the table below represent the number of Florida and non-Florida residents for whom test results were received by the Department of Health. A person can be tested by more than one laboratory and can have both positive and negative results. **Therefore, the sum of the numbers in each column will be larger than the total number of people tested.**

Reporting lab	Inconclusive	Negative	Positive	Percent positive	Total
INTERNAL MEDICINE,SCOTTS VALLEY OFFICE, PALO ALTO MEDICAL FOUNDATION			1	100%	1
MED CHOICE CENTER OF NORTH MIAMI			1	100%	1
ST JOHNS MEDICAL CENTER		1			1
St. Catherine's manor of Findlay		1			1
CVS MA1121POCT WESTFORD		1			1
Fulton County Medical Center Long Term Care			1	100%	1
Kroger 588 - The Little Clinic Thompsons Station		1			1
SHAW MEDICAL GROUP LLC			1	100%	1
AUTUMN HOUSE			1	100%	1
DSL TENANT II LLC			1	100%	1
SUTTER HEALTH SACRAMENTO SIERRA REGION			1	100%	1
ELLCOTT CENTER FOR REHABILITATION AND		1			1
Ladera Center		1			1
WELL KEY URGENT CARE MARYVILLE		1			1
OXY-GENLAB			1	100%	1
Northwest Metro VA OPC		1			1
BETTER U BETTER LIFE WELLNESS LLC			1	100%	1
Encompass Health Rehab Hosp Tinton Falls		1			1
Elm Crest Senior Living Community		1			1
Kroger - KR003400316			1	100%	1
Waycross VA CBOC		1			1
DEVITA		1			1
NIHCC			1	100%	1
GREATER TAMPA AT HOME			1	100%	1
ALL PRO ORTHOPEDICS & SPORTS MEDICINE, PA			1	100%	1
ATHENS MEDICAL CENTER			1	100%	1
WELLINGTON WEST 100176			1	100%	1
SUN CITY DIAGNOSTIC CENTER			1	100%	1
BREVARD HEALTH ALLIANCE - SARNO/MELBOURNE		1			1
CALIFORNIA PUBLIC HEALTH LABORATORY			1	100%	1
Parkwood Healthcare Facility		1			1
WALGREENS #5130			1	100%	1
park avenue extended care		1			1
Kroger 444 - The Little Clinic Dent		1			1
CACERES SPECIALIZED GYNECOLOGY		1			1
BAYSHORE DIALYSIS			1	100%	1
SAPLING GROVE URGENT CARE		1			1
THE HEART HOSPITAL BAYLOR PLANO			1	100%	1
VA OPTOMETRY CLINIC			1	100%	1
HIGH DESERT COURT GROUP HOME			1	100%	1
Sage Bluff Health & Rehabilitation Center		1			1
Washington County Nursing H0me			1	100%	1
SUN LABORATORY SERVICES,INC			1	100%	1
NSPIRE HEALTHCARE PLANTATION			1	100%	1
ASHLEY CLINICAL DIAGNOSTIC LABORATORY			1	100%	1
LAMARQUE DIALYSIS			1	100%	1
GWINNETT MEDICAL CENTER			1	100%	1

COVID-19: testing by laboratory

Data through May 10, 2021 verified as of May 11, 2021 at 09:25 AM

Data in this report are provisional and subject to change.

The numbers in the table below represent the number of Florida and non-Florida residents for whom test results were received by the Department of Health. A person can be tested by more than one laboratory and can have both positive and negative results. **Therefore, the sum of the numbers in each column will be larger than the total number of people tested.**

Reporting lab	Inconclusive	Negative	Positive	Percent positive	Total
Maplewood of Cheshire County		1			1
ST JOSEPHS CHILDRENS HOSPITAL PEDI TRANSPORT			1	100%	1
CERMAK HEALTH SERVICES			1	100%	1
MT ST RITA HEALTH CENTRE		1			1
ADVANCED RESEARCH AND DIAGNOSTIC LABORATORY UNIVERSITY OF MINNESOTA			1	100%	1
Arch Plaza Nursing and Rehabilitation Center			1	100%	1
MINUTE CLINIC DIAGNOSTIC MED GRP OF CA		1			1
VA Boston HCS-Brockton Division		1			1
HARDIN HEALTH INC		1			1
CANDLER HOSPITAL			1	100%	1
FLORIDA HEALTH CARE MEDICAL GROUP		1			1
ORLANDO PHYSICIAN NETWORK		1			1
CLEVELAND CLINIC OHIO LABORATORIES			1	100%	1
SUMMIT HEALTHCARE REGIONAL MEDICAL		1			1
INFANTS & CHILDREN PA			1	100%	1
SMA BEHAVIORAL HEALTH SERVICES INC		1			1
BRIGHT HEALTH CLINIC CORP			1	100%	1
Florence Nursing and Rehabilitation Center		1			1
MEDEXPRESS URGENT CARE - CABOT			1	100%	1
GARNET HEALTH URGENT CARE		1			1
ADVANCE HEALTH AND WELLNESS SOLUTIONS			1	100%	1
Redstone Highlands			1	100%	1
EMPATH HOME HEALTH LLC			1	100%	1
ADVENTHEALTH MEDICAL GROUP OBSTETRICS AND			1	100%	1
SKIN AND CANCER ASSOCIATES LLP		1			1
BRADEN CLINIC		1			1
CHI MEMORIAL HOSPITAL CHATTANOOGA			1	100%	1
MEMORIAL HERMANN KATY HOSPITAL			1	100%	1
TENNOVA HEALTHCARE - CLEVELAND			1	100%	1
Royal Palm Beach Health and Rehab Center			1	100%	1
SAINT LEO UNIVERSITY INCORPORATED			1	100%	1
CARENOW URGENT CARE-MURFREESBORO			1	100%	1
WEST VIRGINIA UNIVERSITY HOSPITALS			1	100%	1
MANHATTAN EYE EAR AND THROAT HOSPITAL		1			1
Port Orange Nursing And Rehab Center			1	100%	1
777 URGENT CARE			1	100%	1
RESOURCE PATH LLC			1	100%	1
BMRHC HARRISON		1			1
QUALITY LAB			1	100%	1
Hillside Manor Rehabilitation and Extended Care Center		1			1
ALLEGANY COUNTY DEPARTMENT OF HEALTH		1			1
HIGHLAND LABORATORY			1	100%	1
ENT AND ALLERGY ASSOCIATES, LLP		1			1
EMERY MEDICAL CENTER			1	100%	1
ADVANCED MEDICAL LABORATORIES (AML)			1	100%	1
C V S / PHARMACY #833		1			1
Fairhope		1			1

COVID-19: testing by laboratory

Data through May 10, 2021 verified as of May 11, 2021 at 09:25 AM

Data in this report are provisional and subject to change.

The numbers in the table below represent the number of Florida and non-Florida residents for whom test results were received by the Department of Health. A person can be tested by more than one laboratory and can have both positive and negative results. **Therefore, the sum of the numbers in each column will be larger than the total number of people tested.**

Reporting lab	Inconclusive	Negative	Positive	Percent positive	Total
DOCTORS MEMORIAL HOSP HOME HEALTH CARE		1			1
WALGREENS WAYNE			1	100%	1
Birmingham Nursing and Rehabilitation East LLC		1			1
1ST MED DOTHAN			1	100%	1
Premier Estates of Dublin, LLC		1			1
ERIE COUNTY EMERGENCY SERVICES DIV OF		1			1
CAREHERE HUDSON BAY			1	100%	1
ARIZA WELLNESS CARE LLC			1	100%	1
SECOND STREET GROUP HOME		1			1
Sunnybrook Rehabilitation Center			1	100%	1
VELOCITY URGENT CARE - CHIMNEY HILL			1	100%	1
EVEXIA DIAGNOSTICS			1	100%	1
Heartland Health Care Center Jacksonville			1	100%	1
Medilodge of East Lansing		1			1
RCP OF MEMORIAL WEST			1	100%	1
DOCTORS HOSPITAL OF LAREDO			1	100%	1
ADVENTHEALTH MEDICAL GROUP COLORECTAL SURGERY AT		1			1
KANA MEDICAL			1	100%	1
PANCARE HEALTH - BRUCE			1	100%	1
COVID CLINIC, INC			1	100%	1
FAIRFIELD MEDICAL CENTER			1	100%	1
URGENT 202 COX CREEK PKWY		1			1
MEDEXPRESS URGENT CARE-BRENTWOOD		1			1
FIRSTCARE MEDICAL CENTER			1	100%	1
Vista Park			1	100%	1
COLLINS NURSING HOME		1			1
SCHUYLER HOSPITAL		1			1
BOCA RATON REGIONAL HOSPITAL		1			1
LEE MEMORIAL HEALTH SYSTEMS HOME HEALTH		1			1
CONSOLIDATED			1	100%	1
BROWARD MEDICAL LAB			1	100%	1
MEDICAL ASSOCIATES OF CARTER		1			1
ROSLYN INTERNAL MEDICINE		1			1
PHYSICIANS URGENT CARE			1	100%	1
Davie Nursing & Rehabilitation Center		1			1
Life Care Center of Paradise Valley		1			1
SPORTS MEDICINE CLINIC - U OF WYOMING			1	100%	1
AristaCare at Meadow Springs		1			1
Heritage of Red Cloud		1			1
INTERIM HHA OF ST AUGUSTINE INC		1			1
NOORANI MEDICAL CENTER LLC			1	100%	1
PHYSICIAN ASSOCIATES, LLC			1	100%	1
DEVLIN MANOR NURSING AND REHABILITATION		1			1
MARTIN LUTHER KING RENAL INSTITUTE			1	100%	1
Arlington Care Center			1	100%	1
AVERA SACRED HEART HOSPITAL			1	100%	1
MEDICAL CITY LAS COLINAS			1	100%	1

COVID-19: testing by laboratory

Data through May 10, 2021 verified as of May 11, 2021 at 09:25 AM

Data in this report are provisional and subject to change.

The numbers in the table below represent the number of Florida and non-Florida residents for whom test results were received by the Department of Health. A person can be tested by more than one laboratory and can have both positive and negative results. **Therefore, the sum of the numbers in each column will be larger than the total number of people tested.**

Reporting lab	Inconclusive	Negative	Positive	Percent positive	Total
MARYLAND DEPARTMENT OF HEALTH AND MENTAL HYGIENE			1	100%	1
ST FRANCIS MEDICAL CENTER			1	100%	1
FRESENIUS MEDICAL CARE TRADTION			1	100%	1
VA Texas Valley Coastal Bend Harlingen HCC		1			1
WEST FLORIDA MEDICAL CENTER CLINIC			1	100%	1
SETON HILL UNIVERSITY		1			1
MULTICARE PHYSICIANS			1	100%	1
Walgreens #3049		1			1
EAGLE COUNTY HEALTH AND HUMAN SERVICES			1	100%	1
SEGAL INSTITUTE FOR CLINICAL RESEARCH INC			1	100%	1
EXPRESS CARE OF OCALA			1	100%	1
Crowne Health Care of Eufaula		1			1
ARLINGTON ADULT RESIDENTIAL FACILITY, INC			1	100%	1
MEDEXPRESS URGENT CARE - BENTONVILLE		1			1
SARHA DOCTORS CENTER			1	100%	1
ADVENTHEALTH SENIOR CARE AT ORMOND			1	100%	1
NEMOURS CHILDREN'S			1	100%	1
CARING PROFESSIONAL HEALTH CARE LLC		1			1
NEXT LEVEL URGENT CARE (WOODLANDS)			1	100%	1
VITAL CARE			1	100%	1
Greenhaven Health and Rehabilitation		1			1
TEXAS HEALTH HARRIS METHODIST HOSPITAL			1	100%	1
OCALA RKC EAST HEMO #1			1	100%	1
GALVESTON COUNTY HEALTH DISTRICT			1	100%	1
SENCARE MANAGEMENT		1			1
APACHE HEALTH CENTER			1	100%	1
TIMPANOGOS REGIONAL HOSPITAL			1	100%	1
SELECT SPECIALTY HOSPITAL - ORLANDO SOUTH			1	100%	1
Central Alabama Veterans HCS - West Campus		1			1
KEY BISCAYNE PEDIATRIC ASSOCIATES INC			1	100%	1
EVENTIDE LUTHERAN HOME		1			1
PATIENT FIRST - HAMILTON		1			1
Northern Nevada State Veterans Home		1			1
INTERNAL MEDICINE ASSOCIATES OF LAKE			1	100%	1
CHILDREN'S AT CHAMBLEE BROOKHAVEN URGE		1			1
PRECISE PATHOLOGY ASSOCIATES PLLC			1	100%	1
CLASSEN URGENT CARE CLINIC			1	100%	1
FLORIDA FAMILY LABORATORY		1			1
NEMOUR'S CHILDREN'S CLINIC			1	100%	1
Smg At Bridgewater Family Medicine		1			1
FOUR FREEDOMS DIALYSIS			1	100%	1
Signature HealthCare of Bowling Green		1			1
LAB TEST KENDALL LLC		1			1
HEALTH CLINIC,THE		1			1
SILVERMAN			1	100%	1
DORNOCH PLACE DEL PRADO		1			1
CRESTHAVEN			1	100%	1

COVID-19: testing by laboratory

Data through May 10, 2021 verified as of May 11, 2021 at 09:25 AM

Data in this report are provisional and subject to change.

The numbers in the table below represent the number of Florida and non-Florida residents for whom test results were received by the Department of Health. A person can be tested by more than one laboratory and can have both positive and negative results. **Therefore, the sum of the numbers in each column will be larger than the total number of people tested.**

Reporting lab	Inconclusive	Negative	Positive	Percent positive	Total
LANGLADE			1	100%	1
PROGRESSIVE URGENT CARE, PC			1	100%	1
Mayfair Village Nursing Care Center		1			1
MID FLORIDA DERMATOLOGY ASSOCIATES PA			1	100%	1
STANDIFER PLACE		1			1
LIFE CARE CENTER OF CLEVELAND		1			1
CMC MERCY LABORATORY			1	100%	1
LANTANA HC LAB			1	100%	1
SHRIVERS PHARMACY AND WELLNESS CENTER			1	100%	1
MEDEXPRESS NORTHSIDE			1	100%	1
PEDIATRIC PARTNERS ZEPHYRHILLS			1	100%	1
VICTORIA PAIN AND REHABILITATION CENTER			1	100%	1
PUBLIX PHARMACY #0332		1			1
ALL AMERICAN FAMILY AND GERIATRIC CARE			1	100%	1
UHEALTH LEJEUNE INTERNAL MEDICINE			1	100%	1
SOUTHERN OHIO MEDICAL CENTER			1	100%	1
ADVENTHEALTH HOME CARE WATERMAN			1	100%	1
Mountain City Care and Rehabilitation Center		1			1
GENESIS MEDICAL CENTER OF CORAL SPRINGS INC			1	100%	1
SISTERS MISSION			1	100%	1
WELLCARE URGENT CARE			1	100%	1
JEFFREY A HIRSCHFIELD, MD PA			1	100%	1
TILE PHARMACY		1			1
SAINT AGNES HOSPITAL			1	100%	1
Good Shepherd Fairview Home, Inc.		1			1
MEMORIAL HERMANN OCCUPATIONAL HEALTH			1	100%	1
MINUTECLINIC DIAGNOSTIC OF TN PC #6437		1			1
SAINT ALPHONSUS REGIONAL MEDICAL CENTER			1	100%	1
TITUSVILLE TOWERS ASSISTED LIVING		1			1
Franciscan Convalescent Hospital		1			1
LONESTAR 24HRER MANAGEMENT LLC DBA LONESTAR 24HRER			1	100%	1
MAHONEY PEDIATRICS PA			1	100%	1
SOMA MEDICAL CENTER PA #4			1	100%	1
MEDICAL EXAMINERS OFFICE, LEESBURG			1	100%	1
SPECIALTY DRUG TESTING			1	100%	1
GUILFORD IMMEDIATE CARE, SYAH, LLC		1			1
KIOSK MEDICINE KENTUCKY LLC		1			1
Broomall Manor		1			1
Glen Oaks Health and REhabilitation		1			1
Lexington Medical Center Extended Care		1			1
PLANTATION DIALYSIS			1	100%	1
WALGREENS #15291		1			1
CVS IL5822POCT MOKENA		1			1
Parkside Manor		1			1
NATIONAL GENETIC INSTITUTE			1	100%	1
PATIENT FIRST - WOODBURY		1			1
CHRISTIANA HOSPITAL		1			1

COVID-19: testing by laboratory

Data through May 10, 2021 verified as of May 11, 2021 at 09:25 AM

Data in this report are provisional and subject to change.

The numbers in the table below represent the number of Florida and non-Florida residents for whom test results were received by the Department of Health. A person can be tested by more than one laboratory and can have both positive and negative results. **Therefore, the sum of the numbers in each column will be larger than the total number of people tested.**

Reporting lab	Inconclusive	Negative	Positive	Percent positive	Total
HILLVIEW TERRACE			1	100%	1
American Fork Care Center dba Heritage Care Center		1			1
Medicalodges Neosho			1	100%	1
ST LUKE'S CORNWALL HOSPITAL N			1	100%	1
MEDEXPRESS URGENT CARE - MT EPHRAIM		1			1
BOTTINEAU GOOD SAMARITAN CENTER		1			1
CARESPOT - OVIEDO			1	100%	1
ADAPTIVE BIOTECHNOLOGIES			1	100%	1
MOUNT SINAI CORAL GABLES			1	100%	1
CENTRAL MAINE MED CTR LAB			1	100%	1
AUSTIN ER LLC			1	100%	1
PROVIDENCE PORTLAND MEDICAL CENTER		1			1
AVON PARK CLUSTER		1			1
DAVITA DIALYSIS-NORTH			1	100%	1
SOUTH DADE NURSING & REHABILITATION CENTER□			1	100%	1
URGENT CARE CENTER OF PORT ORANGE LLC			1	100%	1
DR PHILLIPS CENTER FOR WELLNESS		1			1
CVS KS8601POCT OVERLAND PARK			1	100%	1
MEMORIAL HERMANN SOUTHWEST HOSPITAL			1	100%	1
DR Q PEDIATRICS			1	100%	1
CVS NY1958POCT SYOSSET		1			1
ARTESIAN HOME		1			1
Ranger Care Center			1	100%	1
Kroger 779 - The Little Clinic Georgetown		1			1
PEDIATRICS AND FAMILY CARE, LLC			1	100%	1
HEALTH FIRST MEDICAL GROUP LLC			1	100%	1
HIDALGO FAMILY CLINIC			1	100%	1
MGH DEPARTMENT OF PATHOLOGY			1	100%	1
CONCENTRA - TAMPA EAST		1			1
SUNCOAST FAMILY MEDICAL ASSOCIATES			1	100%	1
NORTHWEST TEXAS HEALTHCARE SYSTEM,INC			1	100%	1
Consulate Health Care of Tallahassee			1	100%	1
FLORIDA CLINICAL RESEARCH CENTER, LLC			1	100%	1
JOHNSON & JOHNSON VISION CARE-VISTAKON			1	100%	1
STEPHENS COUNTY HOSPITAL			1	100%	1
YUMA REGIONAL MEDICAL CENTER			1	100%	1
CROZER-CHESTER MEDICAL CENTER			1	100%	1
NONA MEDICAL ARTS		1			1
HARMONY HEALTHCARE ORLANDO INC		1			1
MEMORIAL HOSPITAL AT GULFPORT			1	100%	1
SMITH KLINE			1	100%	1
Kroger 500 - The Little Clinic Speedway		1			1
ANY LAB TEST NOW JACKSONVILLE		1			1
BLESSINGS MEDICAL CLINIC, THE			1	100%	1
AVANTARA REDFIELD		1			1
MOUNTAINVIEW URGENT CARE VALLEY		1			1
SIERRA HEALTH CARE CENTER		1			1

COVID-19: testing by laboratory

Data through May 10, 2021 verified as of May 11, 2021 at 09:25 AM

Data in this report are provisional and subject to change.

The numbers in the table below represent the number of Florida and non-Florida residents for whom test results were received by the Department of Health. A person can be tested by more than one laboratory and can have both positive and negative results. **Therefore, the sum of the numbers in each column will be larger than the total number of people tested.**

Reporting lab	Inconclusive	Negative	Positive	Percent positive	Total
PHYSICIANS URGENT CARE PLLC		1			1
UNIVERISTY HOSPITAL			1	100%	1
DIAGNOSTIC GROUP INTEGRATED HEALTHCARE			1	100%	1
Elmbrook Home		1			1
HILLSBORO MEDICAL CENTER MAIN LABORATO		1			1
NC STATE LAB OF PUBLIC HEALTH			1	100%	1
ADVENT HEALTH MEDICAL GROUP AT PINELLAS PARK			1	100%	1
CENTRAL FLORIDA ADULT MEDICINE		1			1
Kroger 367 - The Little Clinic Walton		1			1
MEDICAL ASSOCIATES OF PINELLAS - LAB			1	100%	1
Walgreens #19461		1			1
United Methodist Communities at The Shores		1			1
PATIENT FIRST - FAIRFAX			1	100%	1
FAIRVIEW HOSPITAL			1	100%	1
The Pines at Poughkeepsie Center for Nursing and Rehabilitation		1			1
CARESOUTH HHA HOLDINGS OF THE TREASURE COAST LLC			1	100%	1
BAYCARE OUTREACH LAB AT NEW TAMPA			1	100%	1
ManorCare Yeadon		1			1
SIGNATURE CARE COLLEGE STATION			1	100%	1
ADVENTHEALTH MEDICAL GROUP SENIOR HEALTH AT			1	100%	1
Walgreens #17445		1			1
MEDLABS OF FLORIDA LLC D/B/A MEDLABS DIAGNOSTICS		1			1
WVU MEDICINE AT SUNCREST TOWNE CENTRE			1	100%	1
SKY RIDGE MEDICAL CENTER - MICRO			1	100%	1
Pontotoc Health and Rehab		1			1
SUMMIT COUNTY PUBLIC HEALTH DEPARTMENT			1	100%	1
ORANGETOWN PEDIATRICS ASSOCIATES		1			1
MARYLAND DEPARTMENT OF HEALTH AND MENTAL HYGIENE-LABORATORIES			1	100%	1
CONCENTRA - LEESBURG		1			1
FIU HEALTH CARE CENTER			1	100%	1
LABWORKS LLC			1	100%	1
SHAMRA MEDICAL LABORATORY			1	100%	1
TRADITIONAL MEDICINE CENTER			1	100%	1
XPRESHECK IAD (DULLES)			1	100%	1
NEVADA RURAL HOUSING AUTHORITY			1	100%	1
HOUSTON MEDICAL CENTER LABORATORY			1	100%	1
WESLEY LONG HOSPITAL			1	100%	1
WELLMED AT BAY AREA		1			1
MOUNT SINAI MEDICAL CENTER OF FLORIDA INC			1	100%	1
Newton Wellesley Center for Alzheimer's Care		1			1
Kroger 433 - The Little Clinic Atoka		1			1
NORTHSIDE FAMILY MEDICINE		1			1
VIRGINIA CVS PHARMACY, LLC DBA CVS/PHARMACY #1884		1			1
STAMFORD HOSPITAL			1	100%	1
ADVENTHEALTH IMAGING WINTERGARDEN		1			1
MIAMI VASCULAR SURGERY			1	100%	1
FINLAY MEDICAL RESEARCH CORP			1	100%	1

COVID-19: testing by laboratory

Data through May 10, 2021 verified as of May 11, 2021 at 09:25 AM

Data in this report are provisional and subject to change.

The numbers in the table below represent the number of Florida and non-Florida residents for whom test results were received by the Department of Health. A person can be tested by more than one laboratory and can have both positive and negative results. **Therefore, the sum of the numbers in each column will be larger than the total number of people tested.**

Reporting lab	Inconclusive	Negative	Positive	Percent positive	Total
SOLDIERS' HOME OF HOLYOKE		1			1
INLET CONCIERGE MEDICINE			1	100%	1
LEGACY SPECIALTY PHARMACY CORP			1	100%	1
MOBILE INFIRMARY MEDICAL CENTER			1	100%	1
Kroger 350 - The Little Clinic New Cut Road		1			1
NEMOURS CHILDREN'S PRIMARY CARE, ST CLOUD			1	100%	1
RIVERVIEW HOSPITAL D/B/A UNIVERSITY		1			1
ALBANNA PEDIATRICS CENTER			1	100%	1
NLAC SUMMERBIO			1	100%	1
AMD			1	100%	1
RUBY MEMORIAL HOSP. LAB			1	100%	1
ASCARATE DIALYSIS			1	100%	1
St Mary's d'Youville Pavilion		1			1
Kroger 97 - The Little Clinic Hutchinson		1			1
ST FRANCIS COLLEGE WELLNESS CENTER		1			1
HEALTH DIV OAK RIDGE NATL LABORATORY		1			1
OPTUM OF HIALEAH		1			1
COMMUNITY URGENT CARE PC			1	100%	1
JMJ FAMILY PRACTICE			1	100%	1
GENESEE COUNTY HEALTH DEPARTMENT		1			1
UNITED HEALTHCARE			1	100%	1
HAVASU REGIONAL MEDICAL CENTER			1	100%	1
BRUSHY CREEK FAMILY HOSPITAL			1	100%	1
C A R E S		1			1
INDIANA STATE DEPARTMENT OF HEALTH CLINIC MICROBIOLOGY		1			1
BOULDER COMMUNITY HOSPITAL			1	100%	1
COLE DIAGNOSTICS - BOISE		1			1
Kroger 699 - The Little Clinic Smyrna		1			1
RESTORE MEDICAL PARTNERS PLLC			1	100%	1
MEDCOR, INC			1	100%	1
Crowne Health Care of Thomasville		1			1
INTEGRATED GENETICS SEQUENOM		1			1
VALLEY VISTA CARE CENTER		1			1
INHEALTH LIFE SCIENCES LLC			1	100%	1
CARESPOT - MIAMI GARDENS			1	100%	1
MEDEXPRESS URGENT CARE - PATRICK STREE			1	100%	1
EDWARD HOSPITAL			1	100%	1
PM PEDIATRICS OF VIRGINIA			1	100%	1
FRESENIUS KIDNEY CARE OCALA			1	100%	1
MIDWEST COVENANT HOME, INC		1			1
BAYLOR SCOTT AND WHITE MEDICAL CENTER -CENTENTENNIAL			1	100%	1
CASS LAKE PHS INDIAN HOSPITAL		1			1
COMMUNITY MEDICAL CARE			1	100%	1
OCCUPATIONAL HEALTH CENTER		1			1
DAYTON CHILDRENS HOSPITAL LAB			1	100%	1
Mission Arch Center		1			1
BAXTER REGIONAL MEDICAL CENTER			1	100%	1

COVID-19: testing by laboratory

Data through May 10, 2021 verified as of May 11, 2021 at 09:25 AM

Data in this report are provisional and subject to change.

The numbers in the table below represent the number of Florida and non-Florida residents for whom test results were received by the Department of Health. A person can be tested by more than one laboratory and can have both positive and negative results. **Therefore, the sum of the numbers in each column will be larger than the total number of people tested.**

Reporting lab	Inconclusive	Negative	Positive	Percent positive	Total
HOWELL BRANCH COURT			1	100%	1
PARK AVENUE DERMATOLOGY NORTH			1	100%	1
SAINT AGNES MEDICAL CENTER			1	100%	1
GREYSTONE HOME HEALTH OF GREATER ORLANDO LLC		1			1
CAREATC - WISCONSIN PIPE-FITTERS			1	100%	1
Metairie Healthcare Center			1	100%	1
BASCOM PALMER-MICRO LAB			1	100%	1
AIRPORT MEDICAL SOLUTIONS ORLANDO			1	100%	1
TWIN			1	100%	1
SCRIPTS PLUS INC DBA THE MEDICINE SHOP		1			1
UC TAMIAMI			1	100%	1
BROOKDALE AVONDALE (BU 04360)			1	100%	1
ManorCare Health Services/ York South		1			1
Kroger 531 - The Little Clinic Waterville		1			1
HOLYCROSS URGENT CARE AND IMAGING CENTER		1			1
JACKSBORO URGENT CARE			1	100%	1
PREMIER FAMILY AND SPORTS MEDICINE LLC			1	100%	1
Medilodge of Mt. Pleasant		1			1
LAURELS OF ATHENS, THE		1			1
KID CARE PEDIATRICS PA			1	100%	1
OHIOHEALTH URGENT CARE			1	100%	1
NFRC CLINICAL LAB			1	100%	1
CAROLINAS MEDICAL CENTER			1	100%	1
SENTARA AMBULATORY CARE CLINIC			1	100%	1
Vibrallife of El Paso Rehabilitation Center			1	100%	1
WAYCROSS INTRTNAL MEDICINE			1	100%	1
TRAVIS LEE THOMPSON MD			1	100%	1
URGENT CARE OF KANSAS CITY			1	100%	1
LP ELIZABETHTON		1			1
PEDIATRIC URGENT CARE CENTR OF FORT WORTH-LA GRAN			1	100%	1
Sharon Care Center			1	100%	1
BETHESDA HEALTH PHYSICIANS GROUP		1			1
PARTNERS IN PRIMARY CARE		1			1
DR. K PEDIATRICS			1	100%	1
ARBOR DIAGNOSTICS, INC		1			1
CATHEDRAL GERONTOLOGY CENTER DBA CATHEDRAL CARES			1	100%	1
WEST COAST CLINICAL LABS INC			1	100%	1
HOUSTON DEPARTMENT OF HEALTH AND HUMAN SERVICES			1	100%	1
HEALTH ALLIANCE			1	100%	1
Lutheran Community at Telford		1			1
Kroger 83 - The Little Clinic Rock Road		1			1
SANFORD LABORATORY BISMARCK			1	100%	1
CVS MO4088POCT LEES SUMMIT		1			1
LCMC LAB SUBSECTION		1			1
AUGUSTA HEALTH CLINICAL LABORATORY			1	100%	1
KID FIXERS		1			1
CVS SC7012POCT BALLENTINE			1	100%	1

COVID-19: testing by laboratory

Data through May 10, 2021 verified as of May 11, 2021 at 09:25 AM

Data in this report are provisional and subject to change.

The numbers in the table below represent the number of Florida and non-Florida residents for whom test results were received by the Department of Health. A person can be tested by more than one laboratory and can have both positive and negative results. **Therefore, the sum of the numbers in each column will be larger than the total number of people tested.**

Reporting lab	Inconclusive	Negative	Positive	Percent positive	Total
SWIFTCARE URGENT CARE, PLLC			1	100%	1
HEBER VALLEY HOSPITAL			1	100%	1
BISHOP KEARNEY		1			1
CROWNPOINT HEALTHCARE FACILITY		1			1
Avera Sr. James Care Center		1			1
PARKVIEW OUTREACH COMMUNITY CENTER			1	100%	1
BETHESDA ON TURKEY CREEK			1	100%	1
BROWNSVILLE ADULT AND PEDIATRIC CLINIC			1	100%	1
COLER REHABILITATION AND NURSING CARE		1			1
NEW ERA HEALTH CENTER INC		1			1
HARDEE COUNTY FIRE RESCUE		1			1
Walgreens #5914		1			1
Aristacare at Cedar Oaks		1			1
WALGREENS PHOENIX		1			1
LEE HEALTH KIDS URGENT CARE		1			1
MERCYONE DES MOINES MEDICAL CENTER			1	100%	1
UNIVERSITY OF WASHINGTON DEPT OF LAB MEDICINE			1	100%	1
ANDREWS INSTITUTE AMBULATORY SURGERY CENTER		1			1
Wrightsville Manor Health and Rehab		1			1
ARKANSAS PUBLIC HEALTH LABORATORY		1			1
GABRIELA GOLDSTEIN MD PA			1	100%	1
MINUTECLINIC DIAGNOSTIC OF VIRGINIA, LLC #10088		1			1
NORTHCREST PHYSICIAN SERVICES INC		1			1
VETERANS AFFAIRS MEDICAL CENTER - EAST ORANGE			1	100%	1
HHCS PHARMACY INC			1	100%	1
ELLIS HOSPITAL URGENT CARE CENTER LAB		1			1
ISLANDS ASSISTED LIVING FACILITY,THE			1	100%	1
NAVARRO MEDICAL CENTERS LLC			1	100%	1
WATERMAN VILLAGE HOME CARE			1	100%	1
SUTTER GOULD MEDICAL FOUNDATION			1	100%	1
NHC PLACE AT COOL SPRINGS		1			1
SANTA MONICA CA-UCLA MC			1	100%	1
Chestnut Ridge Nursing & Rehab		1			1
FLAGLER MEDICAL ASSOCIATES PA			1	100%	1
GARDENS PEDIATRICS LAB			1	100%	1
KNOX COMMUNITY HOSPITAL			1	100%	1
SOUTHWESTERN VERMONT MEDICAL CENTER			1	100%	1
CRESTVIEW MED CLIN LAB			1	100%	1
CAMAI COMMUNITY HEALTH CENTER, INC			1	100%	1
PENSACOLA PATHOLOGY		1			1
CHILDRENS SPECIALIST PEDIATRIC PULMMOLOGY &			1	100%	1
ACCULAB			1	100%	1
CURELOGICS WOUND CARE & HYPERBARIC CENTER		1			1
SANTA BARABARA ALF LLC (THE WINDSOR)			1	100%	1
PHYSICIANS OF CENTRAL FLORIDA			1	100%	1
ADVENT HEALTH MEDICAL GROUP MULTISPECIALTY			1	100%	1
MOUNT SINAI MEDICAL CENTER AVENTURA ER			1	100%	1

COVID-19: testing by laboratory

Data through May 10, 2021 verified as of May 11, 2021 at 09:25 AM

Data in this report are provisional and subject to change.

The numbers in the table below represent the number of Florida and non-Florida residents for whom test results were received by the Department of Health. A person can be tested by more than one laboratory and can have both positive and negative results. **Therefore, the sum of the numbers in each column will be larger than the total number of people tested.**

Reporting lab	Inconclusive	Negative	Positive	Percent positive	Total
PARK CITY HOSPITAL - RESPIRATORY CARE SERVICES			1	100%	1
FLORIDA HOSPITAL LAB			1	100%	1
BEST CHOICE WELLNESS & LABORATORY LLC			1	100%	1
Citadel		1			1
Smg/North Jersey Hematology & Oncology		1			1
ICARE		1			1
BLOOMINGDALE MEDICAL ASSOC			1	100%	1
SLIDELL MEMORIAL HOSPITAL			1	100%	1
Signature Healthcare of Georgetown		1			1
REELFOOT FAMILY WALK-IN CLINIC		1			1
ULTIMATE ANALYSIS LABORATORY			1	100%	1
Brattleboro Crossings LLC dba Pine Heights at Brattleboro		1			1
BROOKSVILLE REGIONAL HOSP PATIENT CARE SERVICES			1	100%	1
FAIRHAVEN		1			1
CARRINGTON, LLC D/B/A THE CARRINGTON		1			1
SUMMER PLACE NURSING & REHABILITATION		1			1
MEDCOR INC			1	100%	1
White River Health Care Center		1			1
ADVENTHEALTH MEDICAL GROUP INTERNAL MEDICINE AT MILLS			1	100%	1
MCR HEALTH VENICE PEDIATRICS			1	100%	1
RED HOOK FAMILY PRACTICE		1			1
PRIMARY CARE SERVICES AT WESTMINSTER V		1			1
PARK AVENUE PEDIATRICS PC		1			1
BL DIAGNOSTICS LLC			1	100%	1
EUGENE T FINAN, MD			1	100%	1
Senatobia Healthcare & Rehab		1			1
NICKLAUS CHILDREN'S DORAL OUTPATIENT CENTER			1	100%	1
EMERSON HOSPITAL LABORATORY			1	100%	1
MISSION HOSPITAL			1	100%	1
WYOMING COUNTY DEPARTMENT OF HEALTH		1			1
MEDSTAT WARSAW			1	100%	1
DOCTORS CHOICE HOME CARE INC			1	100%	1
Kroger 523 - The Little Clinic Dickson			1	100%	1
Heritage Health of Peru			1	100%	1
Kroger 419 - The Little Clinic Farmington/Exeter		1			1
MEDICAL CENTER			1	100%	1
LAURELS OF NORWORTH		1			1
MERITER LABORATORIES			1	100%	1
SPINE & PAIN CONSULTANT PLLC		1			1
Encompass Health Littleton		1			1
TREASURE COAST COMMUNITY HEALTH INC			1	100%	1
WELLSTREET BUCKHEAD NORTH		1			1
WALGREENS #12322		1			1
Manor Care Health Care Services - Williamsport North		1			1
CARE ATC INC			1	100%	1
AUTUMN CARE OF STATESVILLE, LLC		1			1
ST MARY MEDICAL CENTER			1	100%	1

COVID-19: testing by laboratory

Data through May 10, 2021 verified as of May 11, 2021 at 09:25 AM

Data in this report are provisional and subject to change.

The numbers in the table below represent the number of Florida and non-Florida residents for whom test results were received by the Department of Health. A person can be tested by more than one laboratory and can have both positive and negative results. **Therefore, the sum of the numbers in each column will be larger than the total number of people tested.**

Reporting lab	Inconclusive	Negative	Positive	Percent positive	Total
LiveWell		1			1
WVU MEDICINE - WESTON			1	100%	1
Kroger 395 - The Little Clinic Blanchester		1			1
BRIDGEWATER AT WATERMAN VILLAGE			1	100%	1
KISSIMMEE HOME TRAINING		1			1
MINNESOTA HERITAGE HOUSE		1			1
DOCS OUTSIDE THE BOX INC			1	100%	1
ADVENTHEALTH MEDICAL GROUP PEDIATRICS DIABETES &			1	100%	1
HABANA HEALTH CARE CENTER			1	100%	1
ADVENTHEALTH MEDICAL GROUP FAMILY			1	100%	1
UHS BINGHAMTON GENERAL			1	100%	1
STOPWATCH URGENT CARE			1	100%	1
GEORGETOWN URGENT CARE			1	100%	1
Kroger 805 - The Little Clinic Lewis Center		1			1
UPMC NORTHWEST HOSPITAL			1	100%	1
ADVOCATE GOOD SAMARITAN			1	100%	1
OCEANVIEW NURSING AND REHABILITAION CENTER			1	100%	1
SIGNATURE HEALTHCARE OF BUCKHEAD		1			1
VELOCITY URGENT CARE - LITTLE CREEK			1	100%	1
ALLIED PEDIATRICS & FAMILY MEDICINE			1	100%	1
Kroger 970 - The Little Clinic Westfield			1	100%	1
DUKE UNIVERSITY MEDICAL CENTER			1	100%	1
Walgreens #12271		1			1
WELLMED AT LONGWOOD			1	100%	1
ABINGTON MEMORIAL HOSPITAL			1	100%	1
SOUTHEAST MISSOURI HOSPITAL		1			1
ELDERWOOD AT WAVERLY		1			1
UT HEALTH RIO GRANDE VALLEY PRIMARY CARE AT			1	100%	1
ALDEN PHARMACY		1			1
ELMCROFT OF TIMBERLIN PARC			1	100%	1
NATION'S BEST CARE HOME HEALTH			1	100%	1
DAYTONA BEACH DIALYSIS			1	100%	1
SHADY GROVE ADVENTIST HOSPITAL			1	100%	1
Crowne Place Assisted Living		1			1
BSA PHYSICIANS GROUP, INC D/B/A BSA FAMILY MEDICAL			1	100%	1
The Evangelical Lutheran Good Samaritan Society Prescott Village		1			1
AMERITECH COLLEGE OF HEALTHCARE			1	100%	1
COLLIER BLVD HMA PHYSICIANS MANAGEMENT LLC			1	100%	1
EVERLYWELL DIAGNOSTICS			1	100%	1
DOCTORS CARE - GREER		1			1
Kingston Care Center of Fort Wayne		1			1
NEW SMYRNA BEACH AMBULATORY CARE CTR			1	100%	1
M.D. ANDERSON CANCER CENTER			1	100%	1
MEDEXPRESS URGENT CARE - WAYNESBURG		1			1
C V S / PHARMACY #4396		1			1
MARINA DEL REY HOSPITAL LAB			1	100%	1
KINGWOOD EMERGENCY CENTER			1	100%	1

COVID-19: testing by laboratory

Data through May 10, 2021 verified as of May 11, 2021 at 09:25 AM

Data in this report are provisional and subject to change.

The numbers in the table below represent the number of Florida and non-Florida residents for whom test results were received by the Department of Health. A person can be tested by more than one laboratory and can have both positive and negative results. **Therefore, the sum of the numbers in each column will be larger than the total number of people tested.**

Reporting lab	Inconclusive	Negative	Positive	Percent positive	Total
THE MEDICAL CENTER AT SCOTTSVILLE			1	100%	1
Walgreens #10851		1			1
CVS M08564POCT INDEPENDENCE		1			1
NORTHEAST BAPTIST HOSPITAL			1	100%	1
SALTZER URGENT CARE			1	100%	1
CORNERSTONE OF RECOVERY INC		1			1
MEMORIALCARE LONG BEACH MEDICAL CENTER			1	100%	1
GARDEN VIEW CARE CENTER		1			1
FAMILY MEDICAL CENTRE			1	100%	1
AURORA HEALTH CARE METRO INC			1	100%	1
BOCA CIEGA CENTER			1	100%	1
MISSOURI DEPT. OF HEALTH			1	100%	1
ORANGE PEDIATRICS PA			1	100%	1
SYCAMORE MEDICAL CENTER-KETTERING HEALTH NETWORK			1	100%	1
EXPRESS WALK IN MEDICAL CENTER			1	100%	1
ELKHART GENERAL HOSPITAL			1	100%	1
REDSTONE REHABILITATION & NURSING CENT		1			1
PATEL MINESH		1			1
OPTI MED PHARMACY		1			1
SHANNON CLARK OD, PA			1	100%	1
Walgreens #9620		1			1
PALM SPRINGS GENERAL HOSPITAL			1	100%	1
LIFE CARE CENTER OF GWINNETT		1			1
APPLECARE URGENT CARE JESUP			1	100%	1
INTERNAL MEDICINE ASSOCIATES		1			1
FREEPORT ER DOX URGENT CARE		1			1
POETS WALK SARASOTA			1	100%	1
OAKWOOD HOSPITAL - DEARBORN LAB			1	100%	1
PUTNAM CO HOSPITAL-D/B/A ASBURY TOWERS		1			1
UNIVERSITY OF FLORIDA			1	100%	1
OPTIMAL MEDICINE INC		1			1
WELLNOW URGENT CARE-OSWEGO			1	100%	1
OAKVIEW INC		1			1
Kroger 541 - The Little Clinic Long Hollow Pike		1			1
MED FIRST IMMEDIATE CARE AND FAMILY PRACTICE			1	100%	1
El Paso Health Care Center			1	100%	1
Bivins Pointe			1	100%	1
FAWCETT MEMORIAL HOSPITAL NURSING			1	100%	1
VISTA DEL SOL MED ASSOC		1			1
MANHATTAN COLLEGE HEALTH SERVICES		1			1
MERCY GENERAL HOSPITAL			1	100%	1
Hearthstone Nursing and Rehabilitation Center		1			1
UNIVERSITY OF MIAMI PRIMARY CARE SITE UMHC 3039			1	100%	1
CVS MI22230CV WAYNE COUNTY COMMUNITY COLLEGE			1	100%	1
KATHY L ANDERSON DO PA			1	100%	1
YOUR GOOD HEALTH MEDICAL GROUP PA			1	100%	1
WEST FLORIDA MEDICAL ASSOCIATES PA			1	100%	1

COVID-19: testing by laboratory

Data through May 10, 2021 verified as of May 11, 2021 at 09:25 AM

Data in this report are provisional and subject to change.

The numbers in the table below represent the number of Florida and non-Florida residents for whom test results were received by the Department of Health. A person can be tested by more than one laboratory and can have both positive and negative results. **Therefore, the sum of the numbers in each column will be larger than the total number of people tested.**

Reporting lab	Inconclusive	Negative	Positive	Percent positive	Total
CRYSTAL RIVER FIRE DEPARTMENT			1	100%	1
Life Care Center of Auburn		1			1
REDMOND URGENT CARE			1	100%	1
VIP FAMILY PRACTICE			1	100%	1
AHUJA MEDICAL CENTER			1	100%	1
Quince Nursing and Rehabilitation Center		1			1
MORGAN STANELY HEALTH CENTER		1			1
SOUTHERN NEVADA HEALH DISTRICT LABORATORY SYSTEM			1	100%	1
PROVIDENCE ST PETER HOSPITAL		1			1
REHABILITATION CENTER OF ALBUQUERQUE		1			1
LIFESPAN HEALTH - SELMER		1			1
WALGREEN#12147		1			1
Jewish Senior Services		1			1
CONCORDIA MANOR			1	100%	1
MANOR CARE OF DELRAY BEACH FL LLC		1			1
MISSION HOSPITAL – MEMORIAL CAMPUS			1	100%	1
ORMOND PEDIATRICS PA			1	100%	1
Kroger 569 - The Little Clinic Gallatin		1			1
SPHERE DX			1	100%	1
PATIENT FIRST-GENERAL BOOTH			1	100%	1
ST. JOHN HOSPITAL & MEDICAL CENTER			1	100%	1
KIOSK MEDICINE OF KENTUCKY LLC		1			1
HILTON HEAD HOSPITAL/INPATIENT			1	100%	1
WESTMINSTER COLLEGE		1			1
ALTAMONTE SPRINGS WALK IN MED CENTER			1	100%	1
MID FLORIDA COMMUNITY SERVICES			1	100%	1
MEMORIAL SATILLA HEALTH			1	100%	1
FLOYD MEDICAL CENTER/CLINICAL LAB		1			1
JOHN PETER SMITH HOSPITAL- OB TRIAGE			1	100%	1
FIT4LIFE MEDICAL CENTER			1	100%	1
bishop rehabilitation and nursing center		1			1
CASA DE ORO CARE AND REHABILITATION CE		1			1
Altenheim Senior Living		1			1
WEST PENSACOLA DIALYSIS CENTER			1	100%	1
MEDEXPRESS URGENT CARE - LINDEN		1			1
BIOMERIEUX			1	100%	1
CLINICAL RESEARCH OF WEST FLORIDA		1			1
FOUNDCARE HEALTH			1	100%	1
Children's Specialized Hospital		1			1
HEART HOSPITAL OF LAFAYETTE: EMERGENCY ROOM			1	100%	1
VA Ann Arbor HCS - Toledo CBOC		1			1
JOSEPH REINA PHARMACY INC DBA JRX PHAR		1			1
CHILDREN PHYSICIANS GROUP			1	100%	1
KEYS PEDIATRICS PLLC			1	100%	1
TAMPA GENERAL MEDICAL GROUP LABORATORY HEALTHPARK			1	100%	1
QLABS			1	100%	1
Advanced Rehabilitation of Vernon		1			1

COVID-19: testing by laboratory

Data through May 10, 2021 verified as of May 11, 2021 at 09:25 AM

Data in this report are provisional and subject to change.

The numbers in the table below represent the number of Florida and non-Florida residents for whom test results were received by the Department of Health. A person can be tested by more than one laboratory and can have both positive and negative results. **Therefore, the sum of the numbers in each column will be larger than the total number of people tested.**

Reporting lab	Inconclusive	Negative	Positive	Percent positive	Total
SACRED HEART HOSPITAL NURSING			1	100%	1
MEDHELP			1	100%	1
UNIVERSITY OF TOLEDO MEDICAL CENTER			1	100%	1
Kroger 519 - The Little Clinic Staples Mill Road		1			1
HALIFAX HEALTH PRIMARY CARE ORMOND			1	100%	1
LABORATORY SERVICES SGHS - CAMDEN		1			1
AMERICAN FAMILY CARE - SMYRNA			1	100%	1
Portsmouth Health and Rehab			1	100%	1
SMYTH COUNTY COMMUNITY HOSPITAL LABORATORY			1	100%	1
BRIAN C GRINER MD LLC			1	100%	1
Dulles Health and Rehab Center		1			1
Kroger 682 - The Little Clinic Combs and Gantzel		1			1
LRGHEALTHCARE		1			1
BOND & STEELE CLINIC PA D/B/A		1			1
BOLLES SCHOOL, THE			1	100%	1
CORRY MEMORIAL HOSPITAL			1	100%	1
CVS MA7140POCT WESTPORT		1			1
FASTMED - LAKEWAY			1	100%	1
SC-GA2018 SIMPSONVILLE REHABILITATION		1			1
EILEEN TURBESSI MD PA		1			1
SOUTHWEST ORLANDO FAMILY MEDICINE, PL			1	100%	1
CONVENIENT URGENT CARE			1	100%	1
FLORHAM PARK ENDOSCOPY CENTER		1			1
NORTHWEST FLORIDA SPECIALTY PHYSICIANS LLC		1			1
SAMSON MEDICAL CLINIC			1	100%	1
NORTHSIDE FAMILY MEDICINE AND URGENT CARE (MIDTOWN)		1			1
WY RETIREMENT CENTER		1			1
HEALTH FIRST HOME CARE		1			1
SOUTHEASTERN HEALTH FACILITES, INC		1			1
US PUBLIC HEALTH SERVICE HOSPITAL			1	100%	1
SEVEN HILLS HEALTHCARE GROUP LLC DBA		1			1
INTEGRITY SPINE AND ORTHOPEDICS LLC			1	100%	1
Kroger 618 - The Little Clinic Trail Creek Village		1			1
Medford Multicare		1			1
HUDSON REGIONAL HOSPITAL			1	100%	1
ASSISTED LIVING AT TREZEVANT		1			1
DIVERSICARE OF BIG SPRINGS		1			1
ASHLEY PEDIATRICS DAY & NIGHT CLINIC			1	100%	1
UW MEDICINE CHU LAB			1	100%	1
SHERIDAN VAMC		1			1
Kroger - KR062000426			1	100%	1
FLAGLER COUNTY BOARD OF COUNTY COMMISSIONERS			1	100%	1
Kroger 359 - The Little Clinic Bellevue		1			1
CLAYTON NURSING AND REHABILITATION		1			1
Erwin Health Care Center		1			1
GOOD SHEPHERD HOSPICE INC			1	100%	1
Saint Joseph Living Center		1			1

COVID-19: testing by laboratory

Data through May 10, 2021 verified as of May 11, 2021 at 09:25 AM

Data in this report are provisional and subject to change.

The numbers in the table below represent the number of Florida and non-Florida residents for whom test results were received by the Department of Health. A person can be tested by more than one laboratory and can have both positive and negative results. **Therefore, the sum of the numbers in each column will be larger than the total number of people tested.**

Reporting lab	Inconclusive	Negative	Positive	Percent positive	Total
Victoria Manor		1			1
HERNANDO COUNTY HEALTH DEPT			1	100%	1
EXCEL URGENT CARE OF NJ			1	100%	1
LITTLE COMPANY OF MARY HOSPITAL			1	100%	1
SOMA MEDICAL CENTER PA #2			1	100%	1
CARY CLINIC			1	100%	1
SANDPIPER CLUSTER		1			1
LIFELINK FOUNDATION INC D/B/A			1	100%	1
MONONGAHELA VALLEY HOSPITAL			1	100%	1
NORTH RIVER FAMILY HEALTH CENTER			1	100%	1
Lodge Nursing & Rehab Center		1			1
Glen Haven Health and Rehabilitation LLC		1			1
VISITING PHYSICIAN SERVICES, LLC			1	100%	1
JOSHUA E CHESIR MD		1			1
ROCK RAPIDS HEALTH CENTRE		1			1
MEMORIAL HOSPITAL - BELLEVILLE			1	100%	1
Wexner Heritage House			1	100%	1
TCPA CLINICAL LABORATORIES			1	100%	1
PRACTITIONERS IN MOTION			1	100%	1
SAN ANTONIO DERMATOLOGY AND MEDICAL SPA			1	100%	1
Wayne County Nursing Home		1			1
PUBLIX PHARMACY # 1236			1	100%	1
AFTER HOURS CARE OF AMERICUS INCORPORA			1	100%	1
BIOMAT USA INC			1	100%	1
STEWART MEDICAL GROUP INC			1	100%	1
AFC URGENT CARE BEVERLY			1	100%	1
SOUTHWESTERN STATE HOSPITAL LABORATORY			1	100%	1
STATE OF CALIFORNIA DOH SERVICES			1	100%	1
BRANDON OUTREACH CLINIC			1	100%	1
ARCADIA OUTREACH LAB			1	100%	1
WOODSTOCK HEALTH DEPARTMENT			1	100%	1
FLORIDA KEYS PED AND ADOLES CTR			1	100%	1
SOUTHERN HILLS MEDICAL CENTER			1	100%	1
CTMD MEDICAL CENTER, PA			1	100%	1
FIRST MEDICAL RESPONSE OF TEXAS, INC			1	100%	1
Holly Hill Healthcare Center			1	100%	1
HAMILTON CI MAIN UNIT ANNEX/ WORK CAMP			1	100%	1
EAST FL CORE LAB			1	100%	1
ADAMS COUNTY HEALTH DEPARTMENT			1	100%	1
WILLOW DALE WELLNESS VILLAGE APARTMENT		1			1
Monument Health Custer Care Center		1			1
GARDENS AT MAPLEWOOD			1	100%	1
UUHC - REDSTONE HEALTH CENTER LABORATORY			1	100%	1
CARENOW LAKE WORTH			1	100%	1
TMH CANCER CENTER LABORATORY			1	100%	1
PELICAN STATE OUTPATIENT CENTER			1	100%	1
PEACHEALTH LABORATORIES		1			1

COVID-19: testing by laboratory

Data through May 10, 2021 verified as of May 11, 2021 at 09:25 AM

Data in this report are provisional and subject to change.

The numbers in the table below represent the number of Florida and non-Florida residents for whom test results were received by the Department of Health. A person can be tested by more than one laboratory and can have both positive and negative results. **Therefore, the sum of the numbers in each column will be larger than the total number of people tested.**

Reporting lab	Inconclusive	Negative	Positive	Percent positive	Total
CLERMONT HEALTH DEPARTMENT			1	100%	1
Erie VAMC		1			1
HARBOR HOSPITAL			1	100%	1
St. Anne Home		1			1
FRONT PORCH PEDIATRICS PLLC			1	100%	1
ATRIA TAMARAC			1	100%	1
WALKING URGENT CARE INC			1	100%	1
Aspire Physical Recovery Center at Cahaba River		1			1
OHIO VALLEY MANOR NURSING &		1			1
OMNI HEALTHCARE URGENT CARE			1	100%	1
CONVENIENT MEDICAL AND HEALTH SERVICES			1	100%	1
Kroger 63 - The Little Clinic Glassford Hill Rd		1			1
EMORY DECATUR HOSPITAL - EMORY MEDICAL		1			1
MED BAR LLC		1			1
AURORA MEDICAL CENTER-KENOSHA			1	100%	1
AVERA ST. MARY'S HOSPITAL			1	100%	1
ABSOLUTE HEALTHCARE			1	100%	1
MORNINGSIDE NURSING AND REHABILITATION		1			1
CHI ST ALEXIUS TRANSITIONAL CARE UNIT		1			1
PINEBROOK CARE AND REHABILITATION CENTER□			1	100%	1
TITUSVILLE CENTER FOR SURGICAL EXCELLENCE LLC		1			1
PALM BREEZE DIALYSIS			1	100%	1
NORTH FLORIDA REGIONAL MEDICAL CENTER EMERGENCY			1	100%	1
TOMAH HEALTH			1	100%	1
Garden View Care Center at Dougherty Ferry		1			1
Ash Flat Healthcare and Rehabilitation Center			1	100%	1
KENNEDY BOULEVARD DIALYSIS			1	100%	1
CAPITAL DIAGNOSTICS			1	100%	1
WALGREENS #04786		1			1
BAYFRONT HEAL WOUND CARE AND HYPERBARIC CENTER			1	100%	1
PRIMARY CARE GROUP LLC		1			1
WINDSOR MANOR			1	100%	1
Kroger 086 - The Little Clinic Broomfield-Sheridan		1			1
ST MARY'S OF SAGINAW		1			1
MERCY – NORTH IOWA			1	100%	1
MT CARMEL NURSING HOME		1			1
BEVERLY ADVANCED PRACTICE NURSING		1			1
CAREFIRST URGENT CARE - BEECHMONT			1	100%	1
JUPITER MEDICAL CENTER INC			1	100%	1
KODIAK AREA NATIVE ASSOCIATION-KANA			1	100%	1
PATHOLOGY ASSOCIATES			1	100%	1
ARISTACARE AT MANCHESTER		1			1
LOUIS STOKES CLEVELAND VA MEDICAL CENTER			1	100%	1
Moab Regional Hospital			1	100%	1
Courtenay Springs Village			1	100%	1
EUROFINS CENTRAL LABORATORY, LLC		1			1
Kroger 968 - The Little Clinic Colerain Township		1			1

COVID-19: testing by laboratory

Data through May 10, 2021 verified as of May 11, 2021 at 09:25 AM

Data in this report are provisional and subject to change.

The numbers in the table below represent the number of Florida and non-Florida residents for whom test results were received by the Department of Health. A person can be tested by more than one laboratory and can have both positive and negative results. **Therefore, the sum of the numbers in each column will be larger than the total number of people tested.**

Reporting lab	Inconclusive	Negative	Positive	Percent positive	Total
TANNER CLINIC			1	100%	1
CURA LABORATORY SERVICES			1	100%	1
NORTHEAST REGIONAL MEDICAL CENTER			1	100%	1
NORTHSIDE PEDIATRICS & ADOLESCENT MEDI		1			1
Iosco County Medical Care Facility		1			1
Eger Health Care and Rehabilitation Center		1			1
ODYSSEY HEALTH CARE OF MARION COUNTY LLC		1			1
DOCTORS AFTER HOURS URGENT CARE CENTER			1	100%	1
ST VINCENTS OUTPATIENT IMAGING		1			1
UNC HOSPITALS			1	100%	1
CVS AZ3749POCT GOODYEAR		1			1
SHARP CHULA VISTA MEDICAL CENTER			1	100%	1
PIEDMONT QUICKCARE		1			1
Pathways Nursing and Rehabilitation Center		1			1
Alden North Shore			1	100%	1
JACK M MATHENY II MD			1	100%	1
UNLIMITED MEDICAL SERVICES OF FL PL DBA		1			1
HAWKEYE CARE CENTER DUBUQUE		1			1
PATHOLOGY		1			1
ALWAYS BEST CARE HOME HEALTH AGENCY			1	100%	1
PIEDMONT NEWTON HOSPITAL		1			1
Crestview Rehabilitation & Skilled Nursing Services		1			1
URGENT CARE 24/7 TAMPA			1	100%	1
WASHINGTON CENTER FOR REHABILITATION A		1			1
EASTSIDE URGENT CARE			1	100%	1
ST LUKES SURGICAL AT THE VILLAGES INC			1	100%	1
MEDSTOP PHARMACY			1	100%	1
ORMOND MEDICAL ARTS FAMILY PRACTICE PL			1	100%	1
HIBISCUS COURT			1	100%	1
REVIVE			1	100%	1
MIAMI NORTH DIALYSIS			1	100%	1
Alaska Domiciliary Care for Homeless Veterans		1			1
HEALTH CARE SERVICES LC			1	100%	1
MARIANNA DIALYSIS CENTER			1	100%	1
ENCOMPASS HEALTH REHABILITATION HOSPITAL OF UTAH		1			1
ALVERNIA UNIVERSITY HEALTH AND WELLNESS CENTER		1			1
5 STAR HOME HEALTH SERVICES INC		1			1
Manor Care Health Services- Wilmington			1	100%	1
MARQUETTE GENERAL HOSPITAL			1	100%	1
Kroger 929 - The Little Clinic Corryville		1			1
Perham Living			1	100%	1
KIDSVILLE PEDIATRICS III PA			1	100%	1
YOUR HEALTH PEDIATRICS			1	100%	1
FIRST CARE OF GAINESVILLE			1	100%	1
PRIME HEALTHCARE SERVICES		1			1
WALGREENS #09456		1			1
BAM INC		1			1

COVID-19: testing by laboratory

Data through May 10, 2021 verified as of May 11, 2021 at 09:25 AM

Data in this report are provisional and subject to change.

The numbers in the table below represent the number of Florida and non-Florida residents for whom test results were received by the Department of Health. A person can be tested by more than one laboratory and can have both positive and negative results. **Therefore, the sum of the numbers in each column will be larger than the total number of people tested.**

Reporting lab	Inconclusive	Negative	Positive	Percent positive	Total
APOLLOMDX LLC			1	100%	1
PLEASANT RIDGE MANOR WEST		1			1
TERRELL URGENT CARE			1	100%	1
APEX HOME HEALTHCARE			1	100%	1
MEDEX CLINIC LLC			1	100%	1
LADY OF THE SEA HOSPITAL LAB			1	100%	1
ANDERSON REGIONAL MEDICAL CENTER			1	100%	1
UC SAN DIEGO CENTER FOR ADVANCED LABORATORY MEDICINE			1	100%	1
LONG ISLAND MINIMALLY INVASIVE SURGERY		1			1
GRAND LIVING			1	100%	1
PERFECT HEALTH URGENT CARE AND MEDICAL		1			1
Advanced Health Care of St. George		1			1
Kingston of Ashland		1			1
VIRGINIA UROLOGY		1			1
CAREMOUNT MEDICAL PC		1			1
SHP WESTCHESTER LLC		1			1
GINKGO BIOWORKS INC (CONCENTRIC)		1			1
ST. ELIZABETH HEALTHCARE - FLORENCE HOSPITAL			1	100%	1
WMC HEALTH GROUP OF KISSIMMEE LLC			1	100%	1
MID-FLORIDA CANCER CENTERS		1			1
BRITTNEY WHELIHAN IRWIN ARNP LLC			1	100%	1
DIGNITY HEALTH GOHEALTH		1			1
BEST CARE COMMUNITY AND FAMILY HEALTH CENTER INC			1	100%	1
PHYSICIANS PREMIER ER- BASTROP			1	100%	1
PARK AVENUE MEDICAL PROFESSIONALS PC		1			1
WRIGHT PATTERSON AFB MEDICAL CENTER			1	100%	1
WEST FLORIDA HOSPITAL LABORATORY			1	100%	1
MEDISURE DBA MY WELLNESS EXPRESS			1	100%	1
Regency Square			1	100%	1
PEDIATRIC ASSOCIATES - MIAMI LAKES		1			1
WATERS EDGE ELEMENTARY SCHOOL			1	100%	1
Long Beach Care Center			1	100%	1
NORDX			1	100%	1
APS-SUMMIT CARE PHARMACY, LLC DBA OMNICARE		1			1
BEAUMONT URGENT CARE		1			1
BATESVILLE - SHERWOOD URGENT CARE			1	100%	1
THE GROVE HEALTH AND REHAB			1	100%	1
ORDRS, INC.			1	100%	1
RIVERSIDE PEDIATRIC GROUP, INC		1			1
Seal Rock Healthcare		1			1
CVS TN6394POCT BRENTWOOD		1			1
HERITAGE HEALTHCARE CENTER AT TALLAHASSEE			1	100%	1
SONORAN DESERT PATHOLOGY			1	100%	1
Mountain View Manor			1	100%	1
NYU LANGONE AMBULATORY CARE LAKE SUCCE		1			1
CVS IL2297652CV CHICAGO		1			1
PEACE HEALTH FAMILY MEDICINE AT 87TH AVE		1			1

COVID-19: testing by laboratory

Data through May 10, 2021 verified as of May 11, 2021 at 09:25 AM

Data in this report are provisional and subject to change.

The numbers in the table below represent the number of Florida and non-Florida residents for whom test results were received by the Department of Health. A person can be tested by more than one laboratory and can have both positive and negative results. **Therefore, the sum of the numbers in each column will be larger than the total number of people tested.**

Reporting lab	Inconclusive	Negative	Positive	Percent positive	Total
CVS CA5958POCT EASTVALE		1			1
Grand Junction VAMC		1			1
PARK LANE NURSING HOME		1			1
Maple Lane Nursing Home		1			1
COUNTY OF HAMILTON			1	100%	1
Eagle Point Health Care Center		1			1
SOUTHWOOD NURSING & RETIREMENT CENTER		1			1
HCR-ManorCare			1	100%	1
PHYSICIANS IMMEDIATE CARE			1	100%	1
BAPTIST MEDICAL PLAZA AT MIAMI LAKES DIAGNOSTICS			1	100%	1
Dugan Memorial Home		1			1
Canandaigua VAMC		1			1
ORCHARD PARK HEALTH CARE AND REHABILITATION CENTER		1			1
GOLDING-GRANADO MEDICAL ASSOCIATES		1			1
VillageCare Rehabilitation and Nursing Center		1			1
PINNACLE DIALYSIS		1			1
STAYING HEALTHY MEDICAL SERVICES			1	100%	1
Kroger 126 - The Little Clinic Cottonwood		1			1
LINK PHARMACY LLC		1			1
MAYO MEDICAL LABORATORIES			1	100%	1
IMMY LABS			1	100%	1
WESTCHESTER MEDICAL CENTER ADVANCED		1			1
SAINT JOSEPH'S HOSPITAL AND MEDICAL CENTER		1			1
BROOKDALE FORT WALTON BEACH			1	100%	1
Encompass Health Rehab Hosp Salisbury		1			1
TITAN GENOMICS, LLC			1	100%	1
SGMC- SMITH NORTHVIEW CAMPUS			1	100%	1
WALGREENS #12624		1			1
ADVENTHEALTH DURAND			1	100%	1
HACKENSACK UNIVERSITY MEDICAL CENTER		1			1
REEVES COUNTY HOSPITAL DISTRICT			1	100%	1
ACCURATE HEALTH SERVICES CORP			1	100%	1
HOSPICE OF MARION COUNTY INC			1	100%	1
WINTER HAVEN DIALYSIS		1			1
CVS IN6536POCT KOKOMO		1			1
CHATEAU TERREBONNE HEALTH CARE		1			1
Michigan Masonic Home		1			1
INTERFAITH MEDICAL CENTER		1			1
Terrace Glen Village		1			1
VALENCIA BRANCH LABORATORY	1				1
DIRECT PRIMARY CARE OF BURLESON			1	100%	1
ALPHA CLINICAL LABORATORY CORP.			1	100%	1
Allen Health and Rehabilitation		1			1
MEDICAL CITY DENTON			1	100%	1
NORTON HOSPITAL			1	100%	1
TRUMAN MEDICAL CENTER - HOSPITAL HILL			1	100%	1
SIGNATURE CARE MEMORIAL CITY			1	100%	1

COVID-19: testing by laboratory

Data through May 10, 2021 verified as of May 11, 2021 at 09:25 AM

Data in this report are provisional and subject to change.

The numbers in the table below represent the number of Florida and non-Florida residents for whom test results were received by the Department of Health. A person can be tested by more than one laboratory and can have both positive and negative results. **Therefore, the sum of the numbers in each column will be larger than the total number of people tested.**

Reporting lab	Inconclusive	Negative	Positive	Percent positive	Total
VELOCITY URGENT CARE - REDMILL			1	100%	1
GEAUGA REGIONAL HOSPITAL		1			1
FAMILY MEDICAL CARE OF MOUNT DORA INC			1	100%	1
Southwest Louisiana Veterans Home			1	100%	1
Abernethy Laurels		1			1
ALAFAYA WOODS FAMILY MEDICAL CENTER		1			1
Cloverdale Rehabilitation and Nursing Center		1			1
FAMILY PRACTICE ASSOCIATES		1			1
PARRISH MEDICAL GROUP			1	100%	1
Kroger 481 - The Little Clinic Houston Levee		1			1
DE TAR HOSPITAL			1	100%	1
SOUTHWOOD HEALTHCARE CENTER		1			1
KINGWOOD EMERGENCY HOSPITAL			1	100%	1
NHC Sequatchie		1			1
GIFFORD MEMORIAL HOSPITAL		1			1
ANDERSON MEDICAL		1			1
Luling Living Center		1			1
PCR DIAGNOSTICS			1	100%	1
MICROBIOLOGY DEPARTMENT			1	100%	1
Fargo VA Healthcare System		1			1
CAMBRIDGE HEALTH ALLIANCE			1	100%	1
WEST VIRGINIA UNIVERSITY HOSPITALS, INC			1	100%	1
FRESENIUS KIDNEY CARE - BOCA RATON			1	100%	1
CYPRESS VILLAGE REHAB CENTER		1			1
CHP COVID-19 (TX)			1	100%	1
IMA MEDICAL CENTER OF SOUTH WEST ORLANDO			1	100%	1
NEW HORIZON PRIMARY CARE LLC			1	100%	1
SPECIALTY MOLECULAR - DENVER			1	100%	1
CLINICAL PATHOLOGY LABORATORIES SOUTHEAST INC			1	100%	1
MEDCARE-GARNERS FERRY			1	100%	1
ACCESS TOTAL CARE			1	100%	1
INDIAN RIDGE		1			1
PATIENT FIRST - SICKLERVILLE		1			1
PROVIDENCE ST. PATRICK HOSPITAL			1	100%	1
SUMMERLIN MEDICAL CENTRE			1	100%	1
ELEMENTS PHARMACY			1	100%	1
PUBLIX PHARMACY #1122		1			1
HONEY BROOK MED INVESTORS LTD/DBA		1			1
Waters of Covington		1			1
BRIGHAM YOUNG UNIV STUDENT HEALTH CTR			1	100%	1
WELLSTREET BETHANY BEND		1			1
MARTIN ARMY COMMUNITY HOSPITAL			1	100%	1
WESTCOAST FAMILY PRACTICE		1			1
ENCOMPASS HEALTH REHAB HOSP NEW ENGLAND		1			1
Salem Hills Rehabilitation and Nursing Center		1			1
MARTIN MEMORIAL MEDICENTER			1	100%	1
WORKCARE, INC GLOBALFOUNDRIES			1	100%	1

COVID-19: testing by laboratory

Data through May 10, 2021 verified as of May 11, 2021 at 09:25 AM

Data in this report are provisional and subject to change.

The numbers in the table below represent the number of Florida and non-Florida residents for whom test results were received by the Department of Health. A person can be tested by more than one laboratory and can have both positive and negative results. **Therefore, the sum of the numbers in each column will be larger than the total number of people tested.**

Reporting lab	Inconclusive	Negative	Positive	Percent positive	Total
STUDENT HEALTH CENTER			1	100%	1
Kroger 683 - The Little Clinic Foothills Plaza		1			1
COVE AT THE MARBELLA,THE			1	100%	1
KENT		1			1
VIRTUA HEALTH AND REHABILITATION		1			1
HOSPITAL METROPOLITANO SAN GERMAN			1	100%	1
BAPTIST EMERGENCY HOSPITAL - KELLY			1	100%	1
CARROLL UNIVERSITY STUDENT HEALTH CENTER		1			1
Kroger 894 - The Little Clinic NEC		1			1
MEDEXPRESS URGENT CARE - HAZLET			1	100%	1
HEALTHCARE AND REHAB OF SANFORD			1	100%	1
CVS NY2297002CV NEW YORK			1	100%	1
ELKTON TRANSITIONAL CARE CENTER		1			1
BANNER UNIVERSITY MEDICAL CENTER			1	100%	1
SACRED HEART MEDICAL CENTER			1	100%	1
ST MARYS HEALTH CARE SYSTEM		1			1
MERRILL GARDENS AT CHAMPIONSGATE			1	100%	1
GATEWAY FAMILY HEALTH CLINIC			1	100%	1
ATLANTA PLUS URGENT CARE, LLC			1	100%	1
PEDIATRIC ASSOC OF JACKSONVILLE PA			1	100%	1
TITUS REGIONAL MEDICAL CENTER			1	100%	1
DIXIE REGIONAL MEDICAL CENTER			1	100%	1
QUINCY DIALYSIS			1	100%	1
PALM BEACH COUNTY HEALTH DEPT.			1	100%	1
ENT & ALLERGY ASSOCIATES, LLP - SLEEPY HOLLOW (ABBOTT)		1			1
ORMOND BEACH DIALYSIS			1	100%	1
FLORIDA DEPARTMENT OF HEALTH IN BROWARD COUNTY		1			1
EDEN HEALTH NOMAD LAB		1			1
CARESPOT - OCOEE			1	100%	1
BAPTIST HEALTH FLOYD			1	100%	1
CLIFTON SPRINGS		1			1
Tremont Health & Rehabilitation Center		1			1
NASONCARE LLC			1	100%	1
HAWAII DEPARTMENT OF HEALTH LAB			1	100%	1
Elderwood at Williamsville		1			1
NORTH SHORE HEMATOLOGY-ONCOLOGY ASSOCI		1			1
THE CHILDREN'S HOSPITAL OF PHILADELPHIA		1			1
ROAN MOUNTAIN MEDICAL CENTER			1	100%	1
IVAN, MAYA			1	100%	1
LAKE COMMUNITY ACTION AGENCY		1			1
HENRICO DOCTOR'S LABORATORY			1	100%	1
CAROMONT HEALTH			1	100%	1
CARILION CLINIC LAB TESTING SITE-POSTAL		1			1
PANCARE HEALTH - CARR ELEM & MIDDLE SCHOOL			1	100%	1
Kroger 717 - The Little Clinic Dolphin Drive			1	100%	1
ADVANTA LABS, LLC		1			1
BENEWAH COMMUNITY HOSPITAL		1			1

COVID-19: testing by laboratory

Data through May 10, 2021 verified as of May 11, 2021 at 09:25 AM

Data in this report are provisional and subject to change.

The numbers in the table below represent the number of Florida and non-Florida residents for whom test results were received by the Department of Health. A person can be tested by more than one laboratory and can have both positive and negative results. **Therefore, the sum of the numbers in each column will be larger than the total number of people tested.**

Reporting lab	Inconclusive	Negative	Positive	Percent positive	Total
LSU MEDICAL CENTER			1	100%	1
MCCORMICK AMBULANCE		1			1
NORTHEAST TEXAS DIALYSIS		1			1
TMH PHYSICIAN PARTNERS			1	100%	1
Kroger 923 - The Little Clinic Centerville		1			1
PowerBack Piscataway Center		1			1
DIXIE COUNTY JAIL			1	100%	1
ASUNCION HOME HEALTH CARE CORP			1	100%	1
MARY WASHINGTON HOSPITAL HOME HEALTH AGENCY	1				1
PLANT CITY FIRE RESCUE		1			1
FAIRLAWN REHABILITATION HOSPITAL		1			1
CHILTON URGENT CARE			1	100%	1
PEDIATRIC ASSOCIATES OF ORLANDO			1	100%	1
GOOD SHEPHERD HEALTH SYSTEM			1	100%	1
Piedmont Crossing		1			1
THE READING HOSPITAL AND MEDICAL CENTER			1	100%	1
BEACHSIDE DETOX		1			1
CROSS CREEK HEALTH CARE		1			1
NORTHERN KENTUCKY HEALTH DEPARTMENT			1	100%	1
PIONEER CLINICAL RESEARCH LLC			1	100%	1
Alexandria Place		1			1
MY URGENT CARE CLINIC			1	100%	1
MARION GENERAL HOSPITAL			1	100%	1
LIFECARE MEDICAL CENTER			1	100%	1
WINTER GARDEN CHILDREN'S HEALTH CENTERS			1	100%	1
ADVANCED INDIVIDUALIZED MEDICINE OF NAPLES			1	100%	1
Peninsula Nursing and Rehabilitation Center		1			1
RIVIERA BEACH HEALTH CENTER LAB			1	100%	1
LAKELAND REGIONAL HEALTH AUBURNDALE		1			1
AUBURNDALE DOCTOR TODAY			1	100%	1
UNITED HOSPITAL CENTER LABORATORY			1	100%	1
NHC Chattanooga			1	100%	1
RAPID CITY REGIONAL HOSPITAL -579 ATTN. LABORATORY		1			1
PHYSICIANS ASSOCIATES			1	100%	1
BMC/NASSAU			1	100%	1
DOCTORS HEARING			1	100%	1
MEMORIAL HOSPITAL MIRAMAR WAIVED TESTING			1	100%	1
RANDOLPH-MACON COLLEGE			1	100%	1
GATEWAY HEALTHCARE, PC			1	100%	1
KROGER 915 - THE LITTLE CLINIC ANDERSON			1	100%	1
PANCARE HEALTH - NORTHSIDE ELEMENTARY			1	100%	1
SEASONS HOSPICE AND PALLIATIVE CARE OF			1	100%	1
CENTRAL FLA PEDIATRIC URGENT CARE LLC		1			1
CSI LABORATORIES FLORIDA			1	100%	1
CHILDREN'S CLINIC			1	100%	1
RM LAB LLC DBA EXPRESS LAB		1			1
ANSWERS RESOURCE FACILITY		1			1

COVID-19: testing by laboratory

Data through May 10, 2021 verified as of May 11, 2021 at 09:25 AM

Data in this report are provisional and subject to change.

The numbers in the table below represent the number of Florida and non-Florida residents for whom test results were received by the Department of Health. A person can be tested by more than one laboratory and can have both positive and negative results. **Therefore, the sum of the numbers in each column will be larger than the total number of people tested.**

Reporting lab	Inconclusive	Negative	Positive	Percent positive	Total
SEMA4			1	100%	1
TUNIS STREET GROUP HOME		1			1
Lopatcong Center		1			1
Trucare Living Centers - Columbus		1			1
PALMETTO LANDING			1	100%	1
Eddy Memorial Geriatric Center		1			1
MEMORIAL HERMANN MEDICAL GROUP-ATASCOCITA PEDS			1	100%	1
USA Healthcare LTC, LLC - Folsom Center for Rehabilitation & Healthca		1			1
HAYS CLINICAL LAB			1	100%	1
MALUHIA		1			1
Sarah A. Todd Memorial Home		1			1
PUBLIX PHARMACY #1488		1			1
WMC HEALTH GROUP INC			1	100%	1
Scepter Rehab and Health care		1			1
LEHIGH PULMONARY ASSOCIATES			1	100%	1
Parkview Care Center			1	100%	1
WALGREENS_CHICAGO		1			1
CARENOW URGENT CARE - ANTIOCH		1			1
LAKESIDE MEDICAL CENTER		1			1
LAKEWOOD RANCH MEDICAL GROUP LLC			1	100%	1
Pelican Health Norfolk			1	100%	1
NATIONS TOBIN RECREATION CENTER			1	100%	1
DODGE COUNTY HOSPITAL LABORATORY		1			1
SUREPOINT URGENT CARE PADRE ISLAND			1	100%	1
WALGREENS #10308		1			1
JUP Serology SubSection			1	100%	1
METRO HEALTH HOSPITAL LABORATORY		1			1
ATHENS LIMESTONE HOSPITAL		1			1
SUNCOAST PRIMARY CARE LLC			1	100%	1
COMMUNITY MEDICAL CENTER-ORANGE CITY		1			1
FAMILY MEDICAL CENTER		1			1
HALEYVILLE HEALTH CARE CENTER		1			1
STEPHEN G NELSON MD PA			1	100%	1
TEVAPHARM			1	100%	1
HUGH CHATHAM FAMILY MEDICINE INDEPENDENCE		1			1
ST ROSE DOMINICAN HOSPITAL LAB-ROSE DE LIMA CAMPUS			1	100%	1
NORTH PALM CHIDRENS PHYSICIANS			1	100%	1
LAKELAND MEDICAL CENTER			1	100%	1
PHI LIFE SCIENCES			1	100%	1
CENTRAL FLORIDA HOSPITALIST			1	100%	1
ManorCare Health Services-Monroeville		1			1
UT MD ANDERSON CANCER CENTER-TUMOR MARKER LAB			1	100%	1
GREATER MIAMI DIALYSIS			1	100%	1
USF PHYSICIANS GROUP			1	100%	1
NORTH SHORE HEMATOLOGY-ONCOLOGY ASSOCIATES PC		1			1
BRUNSWICK HEALTH AND REHABILITATION CE		1			1
ASHLEY PEDIATRICS DAY AND NIGHT CLINIC			1	100%	1

COVID-19: testing by laboratory

Data through May 10, 2021 verified as of May 11, 2021 at 09:25 AM

Data in this report are provisional and subject to change.

The numbers in the table below represent the number of Florida and non-Florida residents for whom test results were received by the Department of Health. A person can be tested by more than one laboratory and can have both positive and negative results. **Therefore, the sum of the numbers in each column will be larger than the total number of people tested.**

Reporting lab	Inconclusive	Negative	Positive	Percent positive	Total
ALIMETRIX INC		1			1
Kroger 347 - The Little Clinic Tates Creek		1			1
Springdale Village		1			1
JASON RHEE, MD		1			1
Princeton Place			1	100%	1
Alden Lincoln Park			1	100%	1
SPEARE MEMORIAL HOSPITAL			1	100%	1
DOMINION DIAGNOSTICS			1	100%	1
SHARON REGIONAL MEDICAL CENTER			1	100%	1
DR AZIZ CLINIC			1	100%	1
SACRED HEART HOSPITAL			1	100%	1
KIDS CARE PEDIATRICS			1	100%	1
Isle Health and Rehabilitation Center			1	100%	1
HARBOR OAKS GOLDEN YEARS			1	100%	1
DR DAN C TRIGG MEMORIAL HOSPITAL		1			1
GOOD SAMARITAN SOCIETY-FOREST CITY		1			1
BLOOD SYSTEMS LABORATORIES			1	100%	1
FAMILY MEDICINE AT CELEBRATION		1			1
THE CHRIST HOSPITAL			1	100%	1
BALLAD HEALTH MEDICAL ASSOCIATES URGENT CARE - JOHNSON CITY			1	100%	1
DAVENPORT DIALYSIS CENTER		1			1
SOUTHWEST VIRGINIA COMMUNITY HEALTH SYSTEMS			1	100%	1
Carrollton Manor Inc		1			1
LAKE LURE HEALTH CENTER			1	100%	1
CARENOW MURFREESBORO MEDICAL CENTER PK		1			1
BAPTIST HOSPITAL FAMILY MEDICINE TIGER POINT			1	100%	1
LEELANAU OPCO, LLC		1			1
CENTRAL FLORIDA HEALTH CARE, INC			1	100%	1
FRESENIUS SOUTH FORT MYERS		1			1
WILSON FAMILY MEDICINE LLC		1			1
THE NEW JEWISH HOME		1			1
SOMA MEDICAL CENTER PA #2 OAKLAND			1	100%	1
URGENT CARE OF FORT LAUDERDALE INC			1	100%	1
ELAN MANATEE			1	100%	1
Bay View Nursing and Rehabilitation Center			1	100%	1
SPACE COAST COMMUNITY PHARMACY			1	100%	1
KIDS HEALTH ALLIANCE PA			1	100%	1
Village Crest Center for Health & Rehabilitation		1			1
CVS KS8573POCT OVERLAND PARK		1			1
Lenbrook		1			1
OKLAHOMA BLOOD INSTITUTE			1	100%	1
EXAC CARE CROSSVILLE		1			1
ADVANCED CARDIOVASCULAR DIAGNOSTICS OF FL			1	100%	1
CARESOUTH HHA HOLDINGS OF VIRGINIA, LLC			1	100%	1
RAMBAM URGENT CARE			1	100%	1
ST JOHN'S HOME CARE			1	100%	1
ST CATHERINE HOSPITAL LABORATORY			1	100%	1

COVID-19: testing by laboratory

Data through May 10, 2021 verified as of May 11, 2021 at 09:25 AM

Data in this report are provisional and subject to change.

The numbers in the table below represent the number of Florida and non-Florida residents for whom test results were received by the Department of Health. A person can be tested by more than one laboratory and can have both positive and negative results. **Therefore, the sum of the numbers in each column will be larger than the total number of people tested.**

Reporting lab	Inconclusive	Negative	Positive	Percent positive	Total
RIVERVIEW HOSPITAL	1				1
SUPERKIDS PEDIATRICS			1	100%	1
NF Escambia, LLC DBA Olive BranchHealth and Rehabilitaion Center			1	100%	1
ABE'S GARDEN/PARK MANOR APARTMENTS		1			1
PHOEBE HOME INC		1			1
Lakeview Care Center			1	100%	1
GIBSON AREA PRIMARY CARE			1	100%	1
CYPRESS CREEK OUTPATIENT SURGICAL CTR, LLC			1	100%	1
Diversicare of Smyrna		1			1
URGENT CARE OF COASTAL GEORGIA			1	100%	1
CVS SC4288POCT ROCK HILL			1	100%	1
MACKINAC STRAITS LONG TERM CARE UNIT		1			1
PEDIATRIC PARTNERS			1	100%	1
TANGLEWOOD MANOR		1			1
CENTRAL TX MEDICAL CENTER - LAB			1	100%	1
Brynwood Health & Rehabilitation Center			1	100%	1
LEXINGTON HOSPITAL CORPORATION			1	100%	1
NORTHSIDE HOSPITAL GWINNETT		1			1
ADVANCED CARDIOVASCULAR DIAGNOSTICS PL		1			1
WEST CARVER MEDICAL ASSOCIATES		1			1
SUNRISE CLINIC SANTA ROSA		1			1
Bridgeway Care and Rehabilitation Center		1			1
Towne Manor East		1			1
FLAGLER CARE CENTER			1	100%	1
URGENT CARE NORTHWEST		1			1
WINTER PARK MEMORIAL HOSPITAL LABORATORY		1			1
WOOD COUNTY HEALTH DEPARTMENT			1	100%	1
Walgreens #3661		1			1
COMMUNITY			1	100%	1
SOUTHWEST REGIONAL PCR LABORATORY			1	100%	1
WALGREENS #15369		1			1
KNAPP MEDICAL GROUP			1	100%	1
STERLING HOUSE OF PORT ORANGE		1			1
Belvoir Woods Health Care Center at The Fairfax		1			1
MT SINA1 HOSPICE			1	100%	1
BAYMEADOWS PEDIATRIC CARE		1			1
WINDMOOR HEALTHCARE			1	100%	1
CHESAPEAKE REGIONAL MEDICAL CENTER			1	100%	1
Encompass Health Rehab Hosp Alexandria		1			1
APPLECARE BRUNSWICK			1	100%	1
CFCH - FROSTPROOF			1	100%	1
EMERGENCE MEDICINE			1	100%	1
CATERPILLAR INC - MIAMI DISTRIBUTION CENTER			1	100%	1
Heritage Inn Health and Rehabilitation		1			1
HENRY FORD HOSPITAL			1	100%	1
HCL LABORATORIES			1	100%	1
FAMILY MEDICINE AT KISSIMMEE		1			1

COVID-19: testing by laboratory

Data through May 10, 2021 verified as of May 11, 2021 at 09:25 AM

Data in this report are provisional and subject to change.

The numbers in the table below represent the number of Florida and non-Florida residents for whom test results were received by the Department of Health. A person can be tested by more than one laboratory and can have both positive and negative results. **Therefore, the sum of the numbers in each column will be larger than the total number of people tested.**

Reporting lab	Inconclusive	Negative	Positive	Percent positive	Total
PALACE CARE AND REHAB		1			1
ST. PETERSBURG PEDIATRICS-SEMINOLE			1	100%	1
ST PETERSBURG GENERAL HOSPITAL LABORATORY			1	100%	1
DONALSONVILLE HOSPITAL			1	100%	1
TARRYTOWN PHARMACY			1	100%	1
AVERA HEART HOSPITAL OF SD			1	100%	1
BAPTIST MINOR MEDICAL CENTER			1	100%	1
Big River Nursing and Rehab		1			1
Sherwood Oaks Health Center			1	100%	1
CVS M08595POCT RAYMORE		1			1
WALK IN FAMILY MEDICINE CENTER			1	100%	1
SUMMIT LABORATORY			1	100%	1
Kroger 379 - The Little Clinic Stony Brook		1			1
ALPHA 1 ANTITRYPSIN RESEARCH PROGRAM			1	100%	1
Central Park Healthcare & Rehabilitation Center		1			1
SONNI'S PEDIATRICS			1	100%	1
JP MORGAN CHASE HEALTH SERVICES			1	100%	1
CAPE CORAL HOSPITAL NURSING			1	100%	1
OPCO LLC LEGACY NURSING AND REHABILITA		1			1
Kroger 524 - The Little Clinic Iron Bridge Road		1			1
ASSOCIATES MD MEDICAL GROUP INC			1	100%	1
CENTRAL ALABAMA HEALTH CARE SYSTEM			1	100%	1
AMERICAN MEDICAL RESPONSE - FARMER BRA		1			1
VOLUSIA MEDICAL CENTER			1	100%	1
BRISTOL CHILDRENS CLINIC			1	100%	1
CENTRAL CAROLINA HOSPITAL			1	100%	1
Ohman Family Living at Holly Assisted Living		1			1
ST. MARY MEDICAL CENTER		1			1
Kroger 465 - The Little Clinic Oakley		1			1
2504-HOMEWOOD		1			1
Eden Meadows		1			1
MD NOW URGENT CARE			1	100%	1
LABTECH DIAGNOSTICS			1	100%	1
SOUTH COUNTY MEDICAL CENTER			1	100%	1
RENOWN REGIONAL MEDICAL CENTER			1	100%	1
VA NCHCS - Mather Division		1			1
Urgent Care 24/7 Orlando LLC			1	100%	1
SOUTHEASTERN PATHOLOGY ASSOCIATES			1	100%	1
Kroger - KRO03500568			1	100%	1
Chateau Girardeau			1	100%	1
NEXTCARE POWER			1	100%	1
DAVIS, CASEY		1			1
MOREHOUSE COLLEGE STUDENT HEALTH CENTE		1			1
ALL PEDIATRIC CARE PA			1	100%	1
CARDIOLOGY AND FITNESS MEDICINE		1			1
BUENA VENTURA LAKES DIALYSIS			1	100%	1
GOOD SAMARITAN SOCIETY - DE SMET		1			1

COVID-19: testing by laboratory

Data through May 10, 2021 verified as of May 11, 2021 at 09:25 AM

Data in this report are provisional and subject to change.

The numbers in the table below represent the number of Florida and non-Florida residents for whom test results were received by the Department of Health. A person can be tested by more than one laboratory and can have both positive and negative results. **Therefore, the sum of the numbers in each column will be larger than the total number of people tested.**

Reporting lab	Inconclusive	Negative	Positive	Percent positive	Total
BROCK HUGHES MEDICAL CENTER			1	100%	1
MAIN LAB			1	100%	1
Kroger 629 - The Little Clinic Cartersville, GA Hwy 41		1			1
PASTEUR MEDICAL CENTER LLC		1			1
CONCIERGE IV NUTRITION			1	100%	1
ORMC-ARDEN/EOI			1	100%	1
PORTSMOUTH REG. HOSPITAL			1	100%	1
MAGGY PHARMACY INC		1			1
PARK AVENUE MEDICAL PROFESSIONALS		1			1
MONROE COUNTY PUBLIC HEALTH DEPARTMENT			1	100%	1
CENTRAL FLORIDA MEDICAL CARE			1	100%	1
SOUTH FLORIDA URGENT CARE CENTERS, LLC			1	100%	1
MEDTOWN PHARMACY			1	100%	1
Ideal Senior Living Center		1			1
HEALTHALLIANCE HOSPITAL LABORATORY		1			1
PATIENT FIRST - NEWTOWN ROAD			1	100%	1
COVENANT HEALTH		1			1
PRIORITY CARE LLC			1	100%	1
Ramsey Village		1			1
PREMIER HEALTH CARE INC			1	100%	1
WILLOWBROOKE COURT AT MATTHEWS GLEN		1			1
MCG HOSPITALS AND CLINICS			1	100%	1
Brookdale Richmond Place		1			1
CELEBRATION HOSPITAL			1	100%	1
CLEVELAND CLINIC FLORIDA LAB			1	100%	1
ANMED HEALTH MEDICAL CENTER			1	100%	1
PREMISEHEALTH		1			1
KETAMINE HEALTH CENTERS OF WEST PALM BEACH LLC		1			1
ALLIED PHYSICIANS GROUP		1			1
BELMONT VILLAGE AT JOHNS CREEK		1			1
USC VERDUGO HILLS HOSPITAL			1	100%	1
INNOVATIVE CARE PARTNERS PLLC			1	100%	1
MDS PHARMA SERVICES		1			1
Senior Rehab & Recovery Center at Limestone Health Facility		1			1
UNIVERSITY OF SOUTH FLORIDA			1	100%	1
Victory Health and Rehabilitation			1	100%	1
SUMMIT URGENT CARE EAST POINT		1			1
Kroger 368 - The Little Clinic Frankfort West		1			1
SANTA ROSA PEDIATRICS			1	100%	1
CHRISTUS GOOD SHEPHERD MEDICAL CENTER			1	100%	1
FAIRFAX COUNTY HEALTH DEPT LABORATORY			1	100%	1
MANCHESTER COMMONS		1			1
UT HEALTH RIO GRANDE VALLEY SPECIALTY PEDIATRICS			1	100%	1
INTERNAL MEDICINE GROUP OF CENTRAL FLORIDA			1	100%	1
UABC			1	100%	1
Acts Manor House		1			1
BLAKE AT PENSACOLA OPERATION CO, LLC, THE			1	100%	1

COVID-19: testing by laboratory

Data through May 10, 2021 verified as of May 11, 2021 at 09:25 AM

Data in this report are provisional and subject to change.

The numbers in the table below represent the number of Florida and non-Florida residents for whom test results were received by the Department of Health. A person can be tested by more than one laboratory and can have both positive and negative results. **Therefore, the sum of the numbers in each column will be larger than the total number of people tested.**

Reporting lab	Inconclusive	Negative	Positive	Percent positive	Total
Integrity Healthcare of Carbondale			1	100%	1
DSI LABORATORIES-NAPLES-7TH			1	100%	1
SOUTH SEMINOLE HOSPITAL POCT			1	100%	1
MODERN URGENT CARE			1	100%	1
BAPTIST ASI			1	100%	1
Waddell Nursing & Rehab Center		1			1
NORTH FLORIDA CHILD DEVELOPMENT, INC			1	100%	1
ST. LUKE'S HOSPITAL			1	100%	1
SANTA MONICA FERTILITY			1	100%	1
CVS MA1238POCT MEDFIELD		1			1
The Jordan Center		1			1
CVS AZ69POCT PEORIA		1			1
EXCEPTIONAL EMERGENCY CENTER			1	100%	1
CVS AZ3264POCT PHOENIX			1	100%	1
AML DIAGNOSTICS- ADV TESTING IN METABOLIC MEDICINE			1	100%	1
Walgreens #11854			1	100%	1
PHYSICIANS PRIMARY CARE LEHIGH PEDS			1	100%	1
EMBASSY LAKES ARTIFICIAL KIDNEY CENTER			1	100%	1
SOUTHERN WINDS			1	100%	1
COMMONWEALTH OF VIRGINIA DIVISION OF CONSOLIDATED LABORATORY SERVICES			1	100%	1
SELF REGIONAL HEALTHCARE			1	100%	1
DW MCMILLAN MEMORIAL HOSPITAL LABORATORY			1	100%	1
CORDOVA FAMILY PRACTICE			1	100%	1
REGIONAL MEDICAL LABORATORY			1	100%	1
Carington Park			1	100%	1
CENTENNIAL HILLS HOSPITAL MEDICAL CENTER LABORATORY			1	100%	1
STONECREST MEDICAL CENTER		1			1
HEALTHPARTNERS HUDSON CLINIC			1	100%	1
EDGAR PRICE FAMILY & CHILDREN HEALTHCARE CENTER			1	100%	1
SS VASCULAR			1	100%	1
SC-GA2018 MCCORMICK REHAB & HEALTHCARE		1			1
EASTSIDE MEDICAL CLINIC		1			1
MADISON AT OVIEDO			1	100%	1
CHILTON MEDICAL CENTER		1			1
UNIVERSITY OF NORTH CAROLINA HOSPITALS			1	100%	1
HOME AIDE SVC OF EASTERN NY INC D/B/A		1			1
OASIS FAMILY RESORT IN THE SPRINGS LLC		1			1
MERCY HOME		1			1
RIVERSIDE REGIONAL MED CENTER			1	100%	1
Villages of St.Peters		1			1
PALM COAST DRAW STATION/AMERICAN HEALTH ASSOCIATES		1			1
THOMAS HOSPITAL			1	100%	1
PEDIATRIC PARTNERS OF ZEPHYRHILLS PA			1	100%	1
LABONE		1			1
West Bay of Tampa Center			1	100%	1
Arbors at Gallipolis		1			1
FLORIDA HOSPITAL ORMOND BEACH			1	100%	1

COVID-19: testing by laboratory

Data through May 10, 2021 verified as of May 11, 2021 at 09:25 AM

Data in this report are provisional and subject to change.

The numbers in the table below represent the number of Florida and non-Florida residents for whom test results were received by the Department of Health. A person can be tested by more than one laboratory and can have both positive and negative results. **Therefore, the sum of the numbers in each column will be larger than the total number of people tested.**

Reporting lab	Inconclusive	Negative	Positive	Percent positive	Total
RIVERSIDE COUNTY PUBLIC HEALTH LABORATORY			1	100%	1
MEDOR/ACC SYNCHRONY			1	100%	1
EVERGREEN NURSING HOME		1			1
BUREAU COUNTY HEALTH DEPT			1	100%	1
STEELFUSION CLINICAL TOXICOLOGY LABS			1	100%	1
VERMONT DEPT OF HEALTH LABORATORY			1	100%	1
HOSPITALS OF PROVIDENCE TRANSMOUNTAIN CAMPUS, THE			1	100%	1
CHI ST. LUKE'S HEALTH BCM MEDICAL CENTER			1	100%	1
LABORATORIO MEDICO CENTRAL CONDOMINO MD			1	100%	1
Brookdale Southside			1	100%	1
NEW HANOVER REGIONAL MEDICAL CENTER			1	100%	1
FHPG INTERNAL MEDICINE OF BRANDON			1	100%	1
BROOKDALE FORT MYERS LAKES PARK			1	100%	1
LIFEWORCS WELLNESS CENTER LLC		1			1
CARE STATION MEDICAL GROUP		1			1
Keller Landing Center		1			1
FAMILY & INTERNAL MEDICINE CENTER		1			1
Longwood Community Living Center		1			1
QUICKCARE HEALTH, INC			1	100%	1
VALUE DRUG STORES INC		1			1
CAPE CANAVERAL HOSP			1	100%	1
CVS TX8990POCT HELOTES		1			1
PHOENIX PROGRAMS OF FLORIDA INC		1			1
ESOTERIC LAB			1	100%	1
LOVELACE WOMEN'S HOSPITAL		1			1
ARBOR TERRACE AT CITRUS PARK			1	100%	1
COSTAMED GRUPO MEDICO			1	100%	1
PALMETTO ARTIFICIAL KIDNEY CENTER			1	100%	1
BLACK SHEEP MEDICAL			1	100%	1
BAY AREA HOSPITAL LAB & HST		1			1
NEW YORK PRESBYTERIAN HOSPITAL			1	100%	1
WALGREENS #10854		1			1
LUMICO LIFE INSURANCE COMPANY		1			1
BAPTIST HEALTH ASI			1	100%	1
STATE OF ALASKA			1	100%	1
CLINICAL TRIALS OF TAMPA LLC		1			1
NAVAL BRANCH HEALTH CLINIC			1	100%	1
BOCA MEDICAL CARE			1	100%	1
RIDGE OPTUM FLORIDA			1	100%	1
ARNOLD PALMER HOSPITAL LAB POCT		1			1
PM PEDIATRICS OF BAYSIDE PLLC - STATEN		1			1
LEHIGH REGIONAL WOUND CENTER			1	100%	1
BEAUMONT HOSPITAL, GROSSE POINTE			1	100%	1
Redwood Springs Healthcare			1	100%	1
ADVANCED URGENT CARE PLLC		1			1
NULL			1	100%	1
CARLTON SHORES HEALTH AND REHABILITATION CENTER			1	100%	1

COVID-19: testing by laboratory

Data through May 10, 2021 verified as of May 11, 2021 at 09:25 AM

Data in this report are provisional and subject to change.

The numbers in the table below represent the number of Florida and non-Florida residents for whom test results were received by the Department of Health. A person can be tested by more than one laboratory and can have both positive and negative results. **Therefore, the sum of the numbers in each column will be larger than the total number of people tested.**

Reporting lab	Inconclusive	Negative	Positive	Percent positive	Total
FAMILY PHYSICIANS OF WINTER PARK, INC			1	100%	1
SHANDSCAIR FLIGHT PROGRAM			1	100%	1
CLUB HEALTH AND REHABILITATION CENTER, THE		1			1
PINNACLE PAIN CENTER PS DBA LYNX HEALTHCARE		1			1
INTEGRIS SEMINOLE EMERGENCY DEPT			1	100%	1
WATERVIEW HILLS REHABILITATION AND NUR		1			1
TARRANT MEDICAL ASSOCIATES			1	100%	1
SUNCOAST BEHAVIORAL HEALTH CENTER			1	100%	1
ABBOTT LABORATORIES - OCCUPATIONAL HEALTH SERVICES			1	100%	1
Sanctuary Pointe Nursing & Rehab		1			1
BAPTIST HEALTH EXPRESS CARE			1	100%	1
SANFORD HOME		1			1
DEL PRADO MEDICAL CENTER, INC		1			1
Kroger - KR070600172		1			1
Towne Manor West		1			1
PEDIATRIC ASSOCIATES - DORAL			1	100%	1
Ozark Health and Rehabilitation, LLC		1			1
Creekside Center for Rehabilitation and Healing		1			1
ADVANCED DIALYSIS CENTER OF FORT LAUDERDALE			1	100%	1
MEDCOR AT ROYAL CARIBBEAN			1	100%	1
SUSAN F. WILLIAMS M.D., P.A.			1	100%	1
BARRINGTON TERRACE NAPLES			1	100%	1
PM PEDIATRICS OF BAYSIDE, PLLC		1			1
DAUGHTERS OF SARAH NURSING CENTER		1			1
SEPULVEDA OUTPATIENT AND NURSING HOME CARE			1	100%	1
Encompass Health Rehab Hosp Harmarville		1			1
UF HEALTH FAMILY MEDICINE-GOODBYS CREEK			1	100%	1
DEACONESS URGENT CARE CENTER			1	100%	1
ASCENSION ST VINCENT'S - WESTSIDE			1	100%	1
RECOVERY BAY, LLC			1	100%	1
SUMMIT URGENT CARE - FAYETTEVILLE		1			1
SOUTHEASTERN INTEGRATED MEDICAL PL			1	100%	1
Kroger 532 - The Little Clinic Murfreesboro		1			1
Excel Care Center			1	100%	1
STONESPRINGS HOSPITAL CENTER			1	100%	1
NORTH PALM BEACH DIALYSIS CENTER			1	100%	1
SYNERGY DIALYSIS INC			1	100%	1
CORPUS CHRISTI MEDICAL CENTER			1	100%	1
AAA MEDICAL TESTING			1	100%	1
LABTEST LLC LABTEST DIAGNOSTICS			1	100%	1
CHILDREN'S NATIONAL MEDICAL CENTER			1	100%	1
JOHN D. ARCHBOLD MEMORIAL HOSPITAL			1	100%	1
HARRIS COUNTY PUBLIC HEALTH SERVICES			1	100%	1
COUNTRYSIDE PEDIATRIC CARE PA			1	100%	1
Kroger 49 - The Little Clinic Wichita - 21st St.			1	100%	1
MIL LAKE HEALTHCARE CENTER INC PEDIATRICS			1	100%	1
METROWEST MEDICAL CENTER - FRAMINGHAM			1	100%	1

COVID-19: testing by laboratory

Data through May 10, 2021 verified as of May 11, 2021 at 09:25 AM

Data in this report are provisional and subject to change.

The numbers in the table below represent the number of Florida and non-Florida residents for whom test results were received by the Department of Health. A person can be tested by more than one laboratory and can have both positive and negative results. **Therefore, the sum of the numbers in each column will be larger than the total number of people tested.**

Reporting lab	Inconclusive	Negative	Positive	Percent positive	Total
WELLSTAR KENNESAW MEDICAL CENTER		1			1
MOBILE MEDICAL CLINIC			1	100%	1
RESIDENCES AT MIAMI / REIGN GARDENS LLC, THE			1	100%	1
COVENANT HOSPITAL HOBBS D/B/A COVENANT		1			1
Kroger 410 - The Little Clinic Trinity		1			1
FELD ENTERTAINMENT			1	100%	1
Good Samaritan Society - Mountian Lake		1			1
LAKE MARY DIALYSIS			1	100%	1
CVS NV9586POCT RENO		1			1
PATHOLOGYT & LAB MEDICINE SERVICES			1	100%	1
INTERNAL MEDICINE EMILIA MURRAY MD PA		1			1
MERITUS MEDICAL CENTER			1	100%	1
MISSOURI DEPARTMENT OF HEALTH AND SENIOR SERVICES - STATE PH LAB		1			1
NORTH MIAMI BEACH SURGICAL CENTER			1	100%	1
LEE MEMORIAL HOSPITAL OUTPATIENT SURGERY CENTER			1	100%	1
WELLMED AT LINEBAUGH AVE			1	100%	1
Kroger - KR070300083			1	100%	1
Elderwood at Lancaster		1			1
XSTREMEMD			1	100%	1
Kroger 909 - The Little Clinic Hamilton			1	100%	1
Florence Home		1			1
MINUTE CLINIC DIAGNOSTIC PA			1	100%	1
CARENOW MIDTOWN			1	100%	1
BLUFFTON HEALTH CENTER			1	100%	1
Kroger 767 - The Little Clinic Beaumont		1			1
SALUDA NURSING CENTER		1			1
MD TOX LABORATORY			1	100%	1
BRONSON METHODIST HOSPITAL			1	100%	1
Brakeley Park Center		1			1
AMERICAN DRUG TESTING LAB LLC			1	100%	1
HALIFAX HEALTH PRIMARY CARE			1	100%	1
STORMONT VAIL HOSPITAL			1	100%	1
DESERT ROSE FL LLC		1			1
SHARP GROSSMONT HOSPITAL LABORATORY			1	100%	1
CARESTAT HOSPICE SERVICES			1	100%	1
SOLARIS HEALTHCARE PLANT CITY		1			1
LUTHERAN HOSPITAL OF INDIANA			1	100%	1
HEALTH AND HOPE CLINIC INC			1	100%	1
TITUSVILLE REHABILITATION AND NURSING CENTER		1			1
FAMILY FIRST WELLNESS		1			1
LAKE VISTA DIALYSIS			1	100%	1
HEALTH PLUS SUNRISE MEDICAL OFFICE			1	100%	1
GATEWAY LABORATORIES		1			1
WAYNE COUNTY PUBLIC HEALTH		1			1
CORONA CONCIERGE, LLC		1			1
GENESIS CARE USA OF FLORIDA, LLC			1	100%	1
Kingsway Arms Nursing Center		1			1

COVID-19: testing by laboratory

Data through May 10, 2021 verified as of May 11, 2021 at 09:25 AM

Data in this report are provisional and subject to change.

The numbers in the table below represent the number of Florida and non-Florida residents for whom test results were received by the Department of Health. A person can be tested by more than one laboratory and can have both positive and negative results. **Therefore, the sum of the numbers in each column will be larger than the total number of people tested.**

Reporting lab	Inconclusive	Negative	Positive	Percent positive	Total
HEARTLAND OF MARIETTA OH LLC DBA		1			1
Oregon Veterans Home The Dalles		1			1
PHYSICIANS PREMIER ER- CENTRAL AUSTIN			1	100%	1
FAMILY AND INTERNAL MEDICINE ASSOCIATES		1			1
ODESSA CLINIC			1	100%	1
RELIANCE HOME HEALTH CARE INC		1			1
ST JOHN'S MEDICAL CENTER, TETON VILLAGE			1	100%	1
WALGREENS # 11165		1			1
PAMC MICRO LAB			1	100%	1
BMC MAYPORT			1	100%	1
FLORIDA CLINICAL LABORATORY INC DBA			1	100%	1
CAREMOUNT MEDICAL PC-CARMEL		1			1
NATIONAL INSTITUTES OF HEALTH CLINICAL CENTER			1	100%	1
TRUCARE LIVING CENTERS - SELMA			1	100%	1
FOCUSED CARE AT ALLENBROOK		1			1
Samaritan Keep Home		1			1
PRISMA HEALTH TUOMEY LABORATORY			1	100%	1
LAREDO CARE CLINIC NORTH		1			1
NANCY M WORTHINGTON MD PA			1	100%	1
LOURDES URGENT CARE			1	100%	1
MED TECH CLINICAL LABORATORY		1			1
WINCHESTER HOSPITAL			1	100%	1
UF HEALTH - WILDLIGHT			1	100%	1
WALGREENS #11572		1			1
LOPEZ		1			1
HOMESTEAD MEDICAL CLINIC PA			1	100%	1
ASHLEY PEDICATRICS DAY AND NIGHT CLINIC			1	100%	1
DECATUR MORGAN HOSPITAL - DECATUR GENE		1			1
BAYSTATE REFERENCE LABORATORY			1	100%	1
SUNRISE HOSPITAL & MEDICAL CENTER-POC TESTING LAB			1	100%	1
WALGREENS MARATHON			1	100%	1
PATHLAB SERVICES			1	100%	1
FRESENIUS KIDNEY CARE OF CLERMONT WEST			1	100%	1
THE CLINIC ON SIXTH			1	100%	1
ACCESS HEALTH CARE PHYSICIANS, LLC		1			1
EMERGENCY CARE SERVICES LAB AT JFK MEDICAL CENTER			1	100%	1
PM PEDIATRICS PC			1	100%	1
VERIFY LABS			1	100%	1
ONPOINT URGENT CARE			1	100%	1
LADY LAKE FAMILY MEDICINE			1	100%	1
SPARTA HEALTH & REHAB		1			1
FLORIDA MEDICAL CLINIC, PA		1			1
Garden Villa Bedford		1			1
WEST PALM BEACH PHARMACEUTICALS LLC			1	100%	1
MEDICAL CITY NORTH HILLS			1	100%	1
CONCIERGE INTERNAL MEDICINE ASSOCIATES			1	100%	1
ACCESS FAMILY CARE LLC			1	100%	1

COVID-19: testing by laboratory

Data through May 10, 2021 verified as of May 11, 2021 at 09:25 AM

Data in this report are provisional and subject to change.

The numbers in the table below represent the number of Florida and non-Florida residents for whom test results were received by the Department of Health. A person can be tested by more than one laboratory and can have both positive and negative results. **Therefore, the sum of the numbers in each column will be larger than the total number of people tested.**

Reporting lab	Inconclusive	Negative	Positive	Percent positive	Total
THEDACARE FAMILY MEDICINE GATEWAY			1	100%	1
PASTEUR MEDICAL HIALEAH GARDEN LLC			1	100%	1
JOHNSON MEDICAL SERVICES			1	100%	1
CENTRAL TX URGENT CARE			1	100%	1
INDIAN RIVER CLINICAL LABORATORY, INC.		1			1
Birmingham Nursing & Rehab Center		1			1
BOCA RATON PHYSICIANS PA			1	100%	1
COSTCO PHARMACY #1023			1	100%	1
BALLAD HEALTH MEDICAL ASSOCIATES URGENT CARE			1	100%	1
NCH HEALTHCARE CREEKSIDE ENDOSCOPY			1	100%	1
FLORIDA STATE UNIVERSITY HEALTH SERVICES			1	100%	1
STANLY REGIONAL MEDICAL CENTER			1	100%	1
KROGER 785 - THE LITTLE CLINIC DIXIE HWY		1			1
St. Ann Rehabilitation and Nursing Center		1			1
PEDIATRIC SPECIALTY CLINIC COLLIER			1	100%	1
LAKE REGIONAL HEALTH			1	100%	1
BAPTIST HEALTH SURGERY CENTER			1	100%	1
IZ MEDICAL		1			1
AdventHealth Care Center Zephyrhills North			1	100%	1
PHOENIX MEDICAL CLINIC			1	100%	1
MEDICAL CENTER OF TRINITY - MOB		1			1
CARENOW URGENT CARE – SPRING			1	100%	1
COMMUNITY MEMORIAL HOSPITAL		1			1
Country View of Sunbury			1	100%	1
Lakeland Nursing and Rehabilitation Center LLC		1			1
YOUR HEALTH PEDIATRICS INC			1	100%	1
LAKE WALES DIALYSIS CENTER			1	100%	1
RAAZI CLINICAL LABORATORY LLC			1	100%	1
The Carrington		1			1
WW Chem Auto SS			1	100%	1
UT HEALTH RGV CLINICAL LABORATORY			1	100%	1
Willow Ridge Center		1			1
MOSOLF PEDIATRICS PA			1	100%	1
THE BRENNITY AT TRADITION			1	100%	1
COMMUNITY HOSPITALS INDIANAPOLIS			1	100%	1
CARE CONNECTIONS AT HOME LLC			1	100%	1
Schenectady Center for Rehabilitation & Nursing		1			1
REGENTS PARK OF JACKSONVILLE			1	100%	1
PACE UNIVERSITY HEALTH CARE		1			1
FRANKLIN CBOC			1	100%	1
VA Tennessee Valley HCS-Nashville Campus			1	100%	1
Mercy Manor Transition Center			1	100%	1
ACCESS TOTAL CARE - PORTLAND			1	100%	1
MEMORIAL MEDICAL CENTER			1	100%	1
ABBOTT LABORATORIES ROSS PRODUCTS			1	100%	1
UF HEALTH THE VILLAGES			1	100%	1
ORAL & FACIAL SURGERY			1	100%	1

COVID-19: testing by laboratory

Data through May 10, 2021 verified as of May 11, 2021 at 09:25 AM

Data in this report are provisional and subject to change.

The numbers in the table below represent the number of Florida and non-Florida residents for whom test results were received by the Department of Health. A person can be tested by more than one laboratory and can have both positive and negative results. **Therefore, the sum of the numbers in each column will be larger than the total number of people tested.**

Reporting lab	Inconclusive	Negative	Positive	Percent positive	Total
AFTER HOURS CLINIC			1	100%	1
O'CONNELL HEALTH CENTER AT ST JOHNS			1	100%	1
EAST TENNESSEE STATE UNIVERSITY		1			1
HEALTHCARECLINICS			1	100%	1
VCU HEALTH SYSTEM AUTHORITY - MCV HOSPITALS			1	100%	1
SPELMAN COLLEGE DEPT OF HEALTH SERVICE		1			1
MEDEXPRESS URGENT CARE - UNIONTOWN		1			1
PINEVILLE PHARMACY			1	100%	1
Vi at Aventura		1			1
Kroger 825 - The Little Clinic Dorothy Lane		1			1
UNITYPOINT HEALTH TRINITY			1	100%	1
COLUMBIA CREST CARE & RAHAB		1			1
Linley Park Rehabilitation & Healthcare Center		1			1
Kroger 447 - The Little Clinic Lebanon		1			1
KINGMAN REGIONAL MEDICAL CENTER			1	100%	1
NORTH BROWARD MEDICAL CENTER			1	100%	1
NORTH COUNTY MEDICAL LAB			1	100%	1
BROOKS REHAB			1	100%	1
CLEVELAND CLINIC AKRON GENERAL			1	100%	1
ACUPATH LABORATORIES INC			1	100%	1
MEDICAL SPECIALISTS OF THE PALM BEACHES INC			1	100%	1
MEDICAL CENTER AFFILIATES PALM SPRINGS			1	100%	1
CAREWELL 203			1	100%	1
UCH LAB			1	100%	1
CHC SOUTHWEST FLORIDA LAB-LIVE			1	100%	1
GUIDEWELL SANITAS			1	100%	1
ALLIANCE MD DIRECT PRIMARY CARE			1	100%	1
Troy Center for Rehabilitation & Nursing		1			1
LAKEVIEW REGIONAL HOSPITAL			1	100%	1
UMASS MEMORIAL/MARLBORO HOSPITAL			1	100%	1
BRIDGEWATER PARK ASSISTED LIVING LLC			1	100%	1
Arlington Health and Rehabilitation		1			1
AUGUSTA HEALTH SD			1	100%	1
LOUNDY		1			1
PRINCIPLE DIAGNOSTICS LLC			1	100%	1
MEDPOST URGENT CARE - CIBOLO			1	100%	1
JAMES A HENRY MD LLC			1	100%	1
LINCOLN COUNTY MEDICAL CENTER		1			1
DEPARTMENT OF HEALTH SERVICES			1	100%	1
CVS MA6466POCT SWANSEA		1			1
HYDE PARK MEDICAL CENTER		1			1
COLUMBUS REGIONAL HOSPITAL			1	100%	1
POMPANO BEACH ARTIFICIAL KIDNEY CENTER			1	100%	1
Kroger 57 - The Little Clinic Jay C Charlestown		1			1
ASSOCIATESMD			1	100%	1
LANCASHIRE HALL NURSING AND REHABILITATION CENTER		1			1
AMALIA'S COMMUNITY CLINIC, CORP			1	100%	1

COVID-19: testing by laboratory

Data through May 10, 2021 verified as of May 11, 2021 at 09:25 AM

Data in this report are provisional and subject to change.

The numbers in the table below represent the number of Florida and non-Florida residents for whom test results were received by the Department of Health. A person can be tested by more than one laboratory and can have both positive and negative results. **Therefore, the sum of the numbers in each column will be larger than the total number of people tested.**

Reporting lab	Inconclusive	Negative	Positive	Percent positive	Total
PHYSICIANS LAB INC			1	100%	1
KIDZ FAMILY CARE			1	100%	1
			1	100%	1
Total	107,340	20,219,957	2,945,714	13%	23,273,011