

COVID-19: summary of cases and monitoring

Data through May 9, 2021 verified as of May 10, 2021 at 09:25 AM

Data in this report are provisional and subject to change.

Cases: people with positive PCR or antigen test result		Cases: people with positive PCR or antigen test result	
Total cases		Risk factors for Florida residents	
Florida residents	2,229,567	Traveled	17,887
Non-Florida residents	42,535	Contact with a known case	891,658
Type of testing		Traveled and contact with a known case	24,252
Florida residents	2,229,567	Neither	1,295,770
Positive by BPHL/CDC	81,585	No travel and no contact	269,923
Positive by commercial/hospital lab	2,147,982	Travel is unknown	728,477
PCR positive	1,777,796	Contact is unknown	495,043
Antigen positive	451,771	Contact is pending	461,464
Non-Florida residents	42,535	Travel can be unknown and contact can be unknown or pending for the same case, these numbers will sum to more than the "neither" total.	
Positive by BPHL/CDC	1,010		
Positive by commercial/hospital lab	41,525		
PCR positive	28,952		
Antigen positive	13,583		
Characteristics			
Florida residents hospitalized	92,125		
Florida resident deaths	35,783		
Non-Florida resident deaths	715		
Hospitalized counts include anyone who was hospitalized at some point during their illness. It does not reflect the number of people currently hospitalized.			
More information on deaths identified through death certificate data is available on the National Center for Health Statistics website at www.cdc.gov/nchs/nvss/vsrr/COVID19/index.htm .			

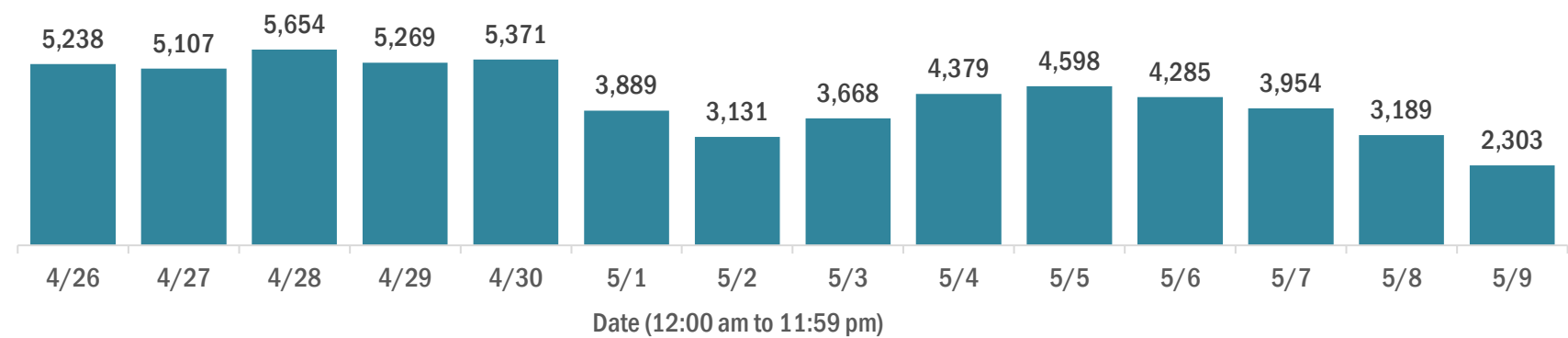
COVID-19: summary of laboratory testing

Data through May 9, 2021 verified as of May 10, 2021 at 09:25 AM

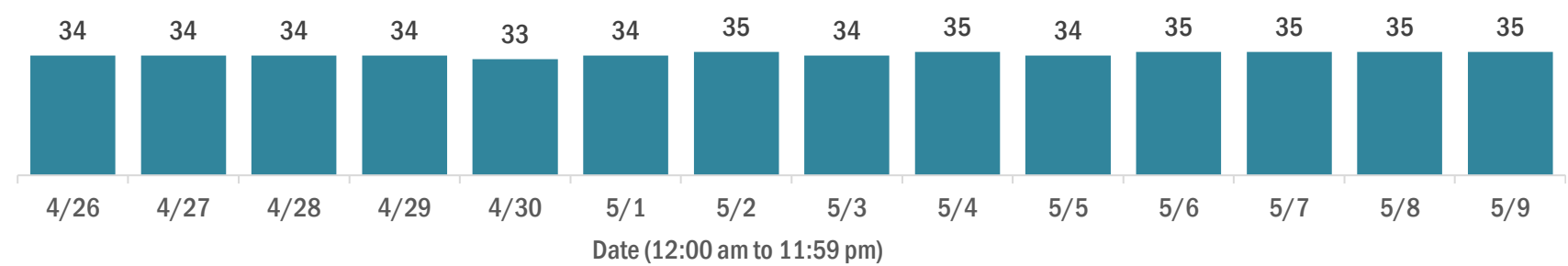
Data in this report are provisional and subject to change.

Cases in Florida residents per day for the past 2 weeks

Number of cases per day



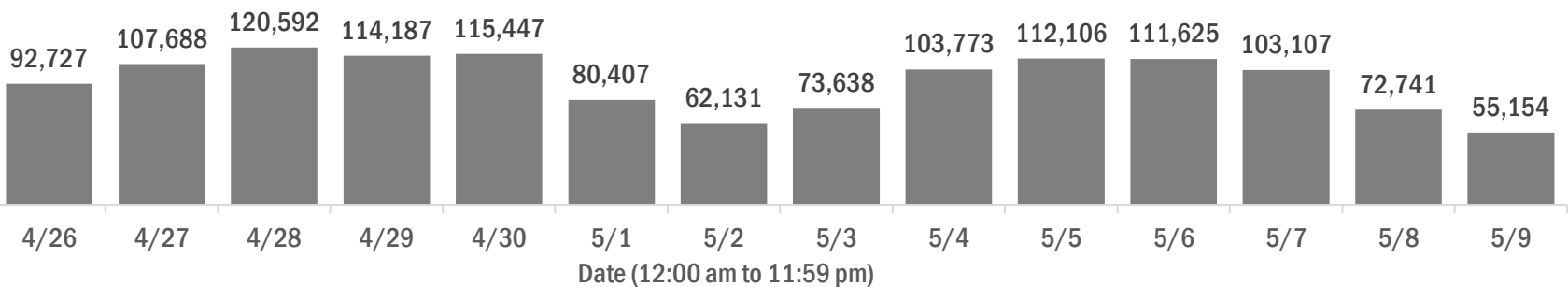
Median age of cases by day



Laboratory testing for Florida residents over the past 2 weeks

Number of Florida residents tested per day

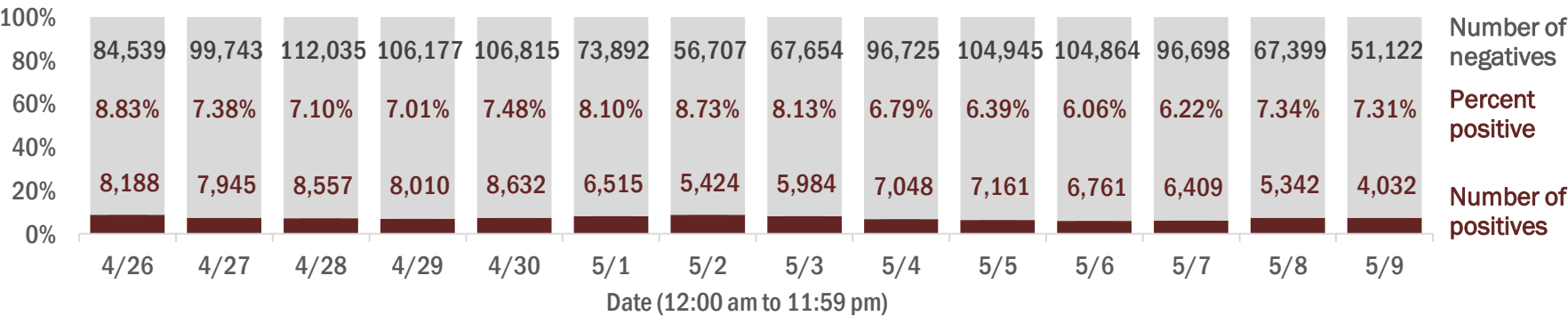
These counts include the number of people for whom the Department received PCR or antigen laboratory results by day. People tested on multiple days will be included for each day a new result was received. A person is only counted once for each day they are tested, regardless of whether multiple specimens are tested or multiple results are received.



Number and percent of Florida residents with positive test results

The percent of positive results ranged from 6.06% to 8.83% over the past 2 weeks and was 7.31% yesterday.

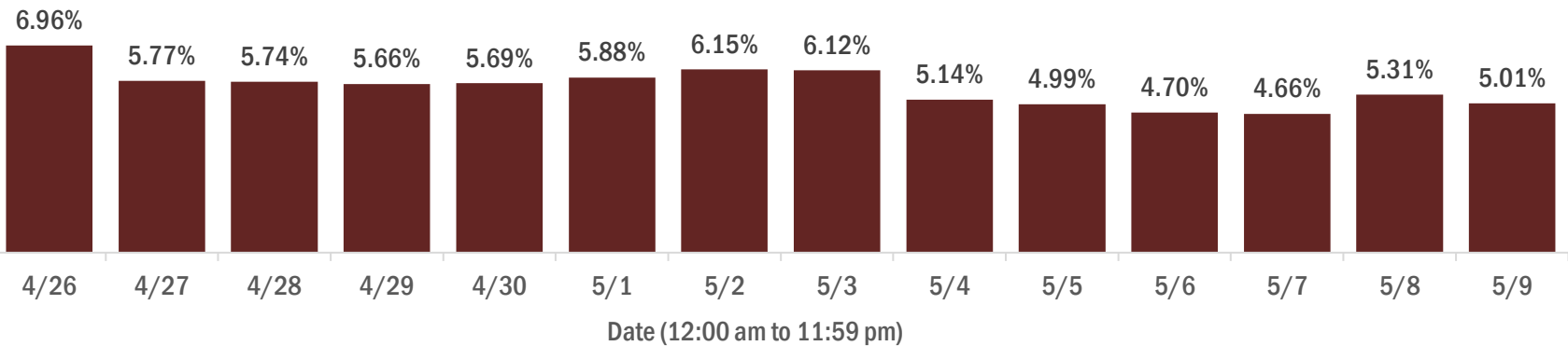
These counts include the number of people for whom the Department received PCR or antigen laboratory results by day. People tested on multiple days will be included for each day a new result was received. A person is only counted once for each day they are tested, regardless of whether multiple specimens are tested or multiple results are received. If a person has a positive specimen and a negative specimen in the same day, only the positive result is counted.



Percent positivity for new cases in Florida residents

The percent of positive results ranged from 4.66% to 6.96% over the past 2 weeks and was 5.01% yesterday.

This percent is the number of people who test PCR- or antigen-positive for the first time divided by all the people tested that day, excluding people who have previously tested positive.



COVID-19: characteristics of 2,229,567 Florida resident cases

Data through May 9, 2021 verified as of May 10, 2021 at 09:25 AM

Data in this report are provisional and subject to change.

Age group	Cases		Hospitalizations		Deaths	
0-4 years	47,654	2%	633	1%	1	0%
5-14 years	149,133	7%	621	1%	5	0%
15-24 years	348,846	16%	2,347	3%	49	0%
25-34 years	391,906	18%	4,592	5%	212	1%
35-44 years	348,369	16%	6,849	7%	567	2%
45-54 years	338,215	15%	10,591	11%	1,438	4%
55-64 years	289,066	13%	15,922	17%	3,987	11%
65-74 years	174,560	8%	19,065	21%	7,654	21%
75-84 years	95,703	4%	18,940	21%	10,813	30%
85+ years	44,460	2%	12,555	14%	11,057	31%
Unknown	1,655	0%	10	0%	0	0%
Total	2,229,567		92,125		35,783	

Gender	Cases	
Female	1,165,896	52%
Male	1,043,709	47%
Unknown	19,962	1%
Total	2,229,567	

Ethnicity	Cases		Hospitalizations		Deaths	
Hispanic	726,464	33%	23,433	25%	8,408	23%
Non-Hispanic	1,095,300	49%	64,533	70%	25,163	70%
Unknown	407,803	18%	4,159	5%	2,212	6%
Total	2,229,567		92,125		35,783	

Race and ethnicity	Cases		Hospitalizations		Deaths	
White	1,273,447	57%	60,519	66%	26,208	73%
Hispanic	483,424	22%	16,759	18%	6,728	19%
Non-Hispanic	699,489	31%	42,013	46%	18,362	51%
Unknown	90,534	4%	1,747	2%	1,118	3%
Black	295,802	13%	19,146	21%	5,764	16%
Hispanic	17,711	1%	831	1%	240	1%
Non-Hispanic	255,872	11%	17,944	19%	5,355	15%
Unknown	22,219	1%	371	0%	169	0%
Other race	348,776	16%	10,107	11%	2,827	8%
Hispanic	175,267	8%	5,343	6%	1,263	4%
Non-Hispanic	120,229	5%	4,304	5%	1,338	4%
Unknown	53,280	2%	460	0%	226	1%
Unknown race	311,542	14%	2,353	3%	984	3%
Hispanic	50,062	2%	500	1%	177	0%
Non-Hispanic	19,710	1%	272	0%	108	0%
Unknown	241,770	11%	1,581	2%	699	2%
Total	2,229,567		92,125		35,783	

Hospitalization counts include anyone who was hospitalized at some point during their illness. It does not reflect the number of people currently hospitalized. **Other race** includes any person with a race of American Indian/Alaskan native, Asian, native Hawaiian/Pacific Islander, or other.

COVID-19: deaths in Florida residents and staff of long-term care facilities

Data through May 9, 2021 verified as of May 10, 2021 at 09:25 AM

Data in this report are provisional and subject to change.

For current cases in residents or staff of long-term care facilities, please visit: <https://floridahealthcovid19.gov/>

CountyDeaths				CountyDeaths				CountyDeaths			
Palm Beach	1075	<div></div>	9%	Okaloosa	167	<div></div>	1%	Madison	20	<div></div>	0%
Dade	1019	<div></div>	9%	Hernando	163	<div></div>	1%	Calhoun	18	<div></div>	0%
Pinellas	906	<div></div>	8%	Osceola	142	<div></div>	1%	Flagler	17	<div></div>	0%
Broward	702	<div></div>	6%	Charlotte	138	<div></div>	1%	Gulf	17	<div></div>	0%
Hillsborough	587	<div></div>	5%	Indian River	124	<div></div>	1%	Wakulla	16	<div></div>	0%
Duval	446	<div></div>	4%	Clay	122	<div></div>	1%	Bradford	14	<div></div>	0%
Polk	435	<div></div>	4%	Leon	100	<div></div>	1%	Washington	13	<div></div>	0%
Brevard	411	<div></div>	4%	Highlands	96	<div></div>	1%	Baker	12	<div></div>	0%
Orange	407	<div></div>	4%	Bay	92	<div></div>	1%	Holmes	12	<div></div>	0%
Sarasota	400	<div></div>	4%	Jackson	88	<div></div>	1%	Jefferson	12	<div></div>	0%
Lee	346	<div></div>	3%	St. Johns	86	<div></div>	1%	Gadsden	10	<div></div>	0%
Marion	336	<div></div>	3%	Santa Rosa	82	<div></div>	1%	Lafayette	10	<div></div>	0%
Volusia	298	<div></div>	3%	Alachua	81	<div></div>	1%	Franklin	9	<div></div>	0%
Escambia	286	<div></div>	3%	Suwannee	60	<div></div>	1%	Levy	7	<div></div>	0%
St. Lucie	247	<div></div>	2%	Columbia	52	<div></div>	0%	Desoto	6	<div></div>	0%
Seminole	234	<div></div>	2%	Putnam	45	<div></div>	0%	Dixie	5	<div></div>	0%
Lake	231	<div></div>	2%	Sumter	44	<div></div>	0%	Monroe	5	<div></div>	0%
Pasco	227	<div></div>	2%	Nassau	34	<div></div>	0%	Taylor	3	<div></div>	0%
Collier	195	<div></div>	2%	Walton	30	<div></div>	0%	Hardee	2	<div></div>	0%
Manatee	193	<div></div>	2%	Hendry	29	<div></div>	0%	Hamilton	1	<div></div>	0%
Citrus	177	<div></div>	2%	Okeechobee	24	<div></div>	0%	Liberty	1	<div></div>	0%
Martin	173	<div></div>	2%	Gilchrist	21	<div></div>	0%	Total	11,361		

Note: cases are summarized by the county of usual residence. Residents and staff may be cases associated with facilities that are not in their county of usual residence, resulting in cases being included below for counties that do not have facilities with known cases.

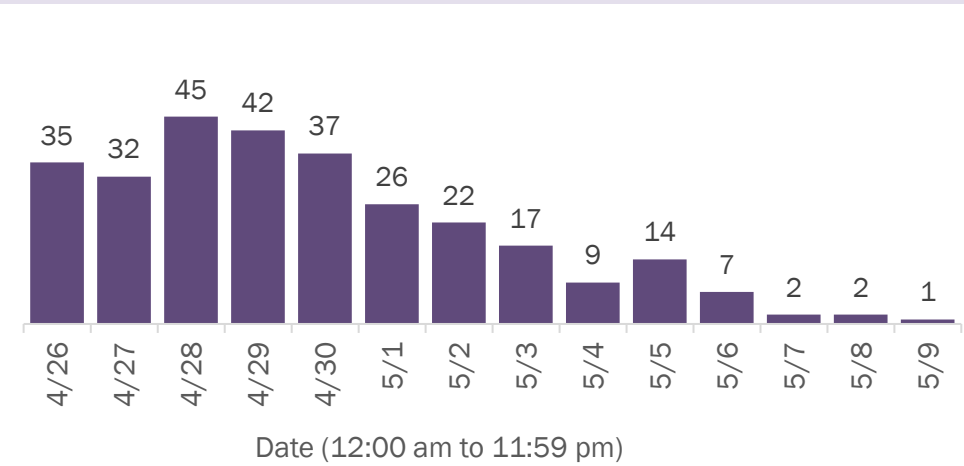
COVID-19: cases in Florida residents who have died

Data through May 9, 2021 verified as of May 10, 2021 at 09:25 AM

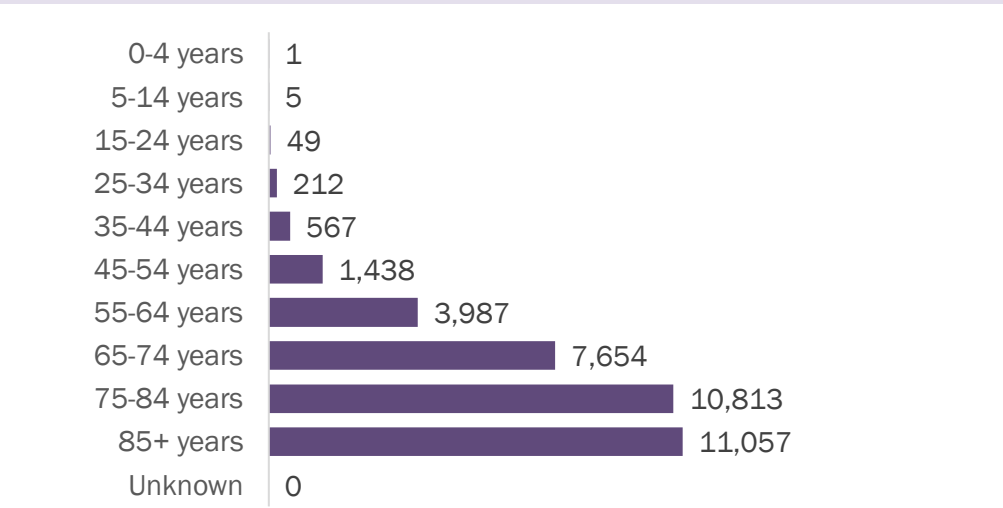
Data in this report are provisional and subject to change.

Demographics for all identified COVID-19 deaths: 35,783

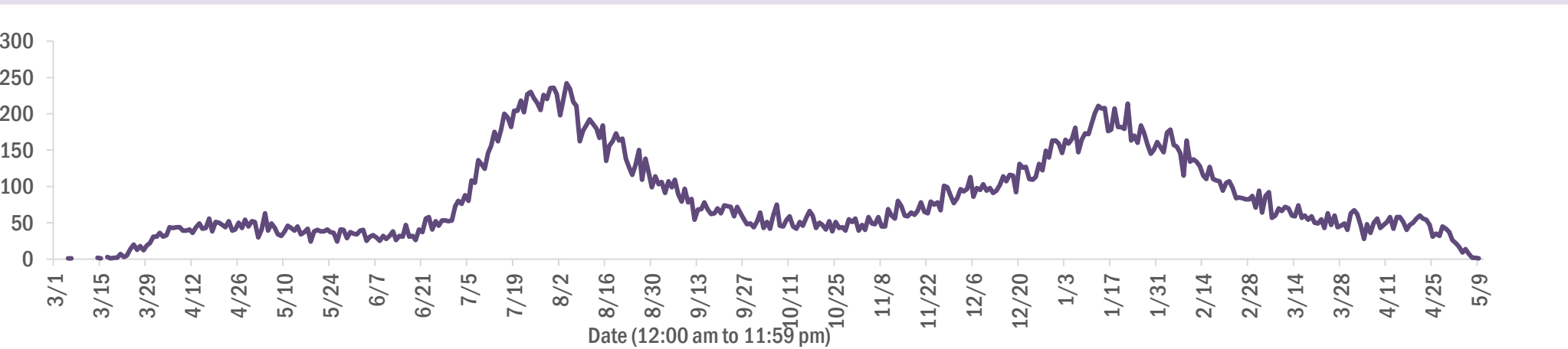
Deaths by date of death for the past 2 weeks



Deaths by age group



Deaths by date of death since March 2020



Age group	Deaths	Cases	Case fatality rate	Mortality rate per 100,000 population
0-4 years	1	47,654	0.0%	0.1
5-14 years	5	149,133	0.0%	0.2
15-24 years	49	348,846	0.0%	1.9
25-34 years	212	391,906	0.1%	7.5
35-44 years	567	348,369	0.2%	21.7
45-54 years	1,438	338,215	0.4%	51.6
55-64 years	3,987	289,066	1.4%	137.8
65-74 years	7,654	174,560	4.4%	315.4
75-84 years	10,813	95,703	11.3%	770.0
85+ years	11,057	44,460	24.9%	1914.5
Unknown	0	1,655	0.0%	
Total	35,783	2,229,567	1.6%	165.7

Race	Deaths	Cases	Case fatality rate	Mortality rate per 100,000 population
White	26,208	1,273,447	2.1%	157.0
Black	5,764	295,802	1.9%	157.6
Other	2,827	348,776	0.8%	227.2
Unknown	984	311,542	0.3%	
Total	35,783	2,229,567	1.6%	165.7

Gender	Deaths	Cases	Case fatality rate	Mortality rate per 100,000 population
Female	15,707	1,165,896	1.3%	142.3
Male	20,076	1,043,709	1.9%	190.1
Unknown	0	19,962	0.0%	
Total	35,783	2,229,567	1.6%	165.7

Ethnicity	Deaths	Cases	Case fatality rate	Mortality rate per 100,000 population
Hispanic	8,408	726,464	1.2%	148.1
Non-Hispanic	25,163	1,095,300	2.3%	158.1
Unknown	2,212	407,803	0.5%	
Total	35,783	2,229,567	1.6%	165.7

COVID-19: characteristics of 2,229,567 cases

Data through May 9, 2021 verified as of May 10, 2021 at 09:25 AM

Data in this report are provisional and subject to change.

Tables below include cases in Florida residents and non-Florida residents.

All 67 Florida counties have cases:

County	FL resident cases		Non-FL resident cases	Total cases	FL resident deaths	FL death rate
Dade	484,506	<div></div> 22%	6,522	491,028	6,259	1.3%
Broward	237,240	<div></div> 11%	2,903	240,143	2,965	1.2%
Palm Beach	142,849	<div></div> 6%	2,636	145,485	2,797	2.0%
Orange	136,924	<div></div> 6%	2,212	139,136	1,275	0.9%
Hillsborough	137,146	<div></div> 6%	1,166	138,312	1,746	1.3%
Duval	96,998	<div></div> 4%	1,613	98,611	1,416	1.5%
Pinellas	77,979	<div></div> 3%	1,968	79,947	1,633	2.1%
Lee	68,927	<div></div> 3%	2,315	71,242	973	1.4%
Polk	68,657	<div></div> 3%	485	69,142	1,335	1.9%
Osceola	44,208	<div></div> 2%	802	45,010	513	1.2%
Volusia	42,787	<div></div> 2%	766	43,553	804	1.9%
Brevard	41,039	<div></div> 2%	728	41,767	875	2.1%
Pasco	41,337	<div></div> 2%	350	41,687	765	1.9%
Manatee	37,996	<div></div> 2%	883	38,879	677	1.8%
Escambia	32,530	<div></div> 1%	3,682	36,212	691	2.1%
Collier	34,683	<div></div> 2%	1,361	36,044	535	1.5%
Seminole	34,070	<div></div> 2%	255	34,325	499	1.5%
Sarasota	31,371	<div></div> 1%	1,583	32,954	822	2.6%
Leon	31,177	<div></div> 1%	925	32,102	320	1.0%
Marion	31,119	<div></div> 1%	162	31,281	968	3.1%
Lake	29,358	<div></div> 1%	527	29,885	642	2.2%
St. Lucie	26,409	<div></div> 1%	196	26,605	638	2.4%
Alachua	24,611	<div></div> 1%	304	24,915	277	1.1%
St. Johns	22,430	<div></div> 1%	312	22,742	211	0.9%
Okaloosa	20,380	<div></div> 1%	229	20,609	363	1.8%
Bay	19,438	<div></div> 1%	822	20,260	388	2.0%
Clay	18,688	<div></div> 1%	52	18,740	342	1.8%
Santa Rosa	18,012	<div></div> 1%	252	18,264	287	1.6%
Hernando	13,978	<div></div> 1%	109	14,087	470	3.4%
Charlotte	12,759	<div></div> 1%	214	12,973	423	3.3%
Indian River	12,466	<div></div> 1%	110	12,576	302	2.4%
Martin	12,144	<div></div> 1%	240	12,384	319	2.6%
Citrus	11,063	<div></div> 0%	99	11,162	447	4.0%
Sumter	9,247	<div></div> 0%	109	9,356	279	3.0%
Highlands	8,503	<div></div> 0%	97	8,600	357	4.2%

County	FL resident cases		Non-FL resident cases	Total cases	FL resident deaths	FL death rate
Nassau	7,967	<div></div> 0%	446	8,413	126	1.6%
Columbia	8,103	<div></div> 0%	44	8,147	169	2.1%
Walton	6,939	<div></div> 0%	873	7,812	87	1.3%
Flagler	7,238	<div></div> 0%	101	7,339	111	1.5%
Monroe	6,586	<div></div> 0%	402	6,988	49	0.7%
Putnam	6,510	<div></div> 0%	24	6,534	148	2.3%
Jackson	6,158	<div></div> 0%	72	6,230	157	2.5%
Gadsden	5,675	<div></div> 0%	17	5,692	98	1.7%
Suwannee	5,311	<div></div> 0%	29	5,340	139	2.6%
Hendry	4,729	<div></div> 0%	17	4,746	83	1.8%
Desoto	4,319	<div></div> 0%	27	4,346	93	2.2%
Okeechobee	3,975	<div></div> 0%	54	4,029	89	2.2%
Baker	3,485	<div></div> 0%	18	3,503	60	1.7%
Wakulla	3,449	<div></div> 0%	14	3,463	56	1.6%
Levy	3,452	<div></div> 0%	9	3,461	54	1.6%
Unknown	73	<div></div> 0%	3,164	3,237	0	0.0%
Hardee	3,150	<div></div> 0%	15	3,165	44	1.4%
Bradford	3,005	<div></div> 0%	13	3,018	56	1.9%
Taylor	2,732	<div></div> 0%	5	2,737	47	1.7%
Washington	2,713	<div></div> 0%	21	2,734	52	1.9%
Holmes	2,229	<div></div> 0%	33	2,262	49	2.2%
Madison	2,041	<div></div> 0%	28	2,069	45	2.2%
Gulf	1,943	<div></div> 0%	23	1,966	43	2.2%
Union	1,828	<div></div> 0%	1	1,829	73	4.0%
Calhoun	1,692	<div></div> 0%	3	1,695	44	2.6%
Hamilton	1,608	<div></div> 0%	20	1,628	25	1.6%
Lafayette	1,619	<div></div> 0%	0	1,619	26	1.6%
Dixie	1,610	<div></div> 0%	3	1,613	24	1.5%
Gilchrist	1,608	<div></div> 0%	5	1,613	44	2.7%
Jefferson	1,468	<div></div> 0%	26	1,494	27	1.8%
Franklin	1,295	<div></div> 0%	34	1,329	17	1.3%
Liberty	1,074	<div></div> 0%	1	1,075	16	1.5%
Glades	954	<div></div> 0%	4	958	19	2.0%
Total	2,229,567		42,535	2,272,102	35,783	1.6%

COVID-19: characteristics of 2,229,567 Florida resident cases

Data through May 9, 2021 verified as of May 10, 2021 at 09:25 AM

Data in this report are provisional and subject to change.

The table below includes the cities and counties of residence for cases in Florida residents based on the patient's ZIP Code.

Note that city is not always received as part of the initial notification and may be missing while the case is being investigated.

City and county	Cases
Miami, Dade	281,128
Orlando, Orange	101,727
Jacksonville, Duval	91,190
Tampa, Hillsborough	79,686
Hialeah, Dade	67,772
Fort Lauderdale, Broward	50,221
Hollywood, Broward	44,973
West Palm Beach, Palm Beach	34,961
Kissimmee, Osceola	33,969
Tallahassee, Leon	30,116
Homestead, Dade	29,727
Naples, Collier	29,321
Saint Petersburg, Pinellas	28,381
Pensacola, Escambia	27,143
Fort Myers, Lee	26,471
Bradenton, Manatee	24,724
Boca Raton, Palm Beach	24,330
Lakeland, Polk	23,717
Ocala, Marion	22,874
Pompano Beach, Broward	22,316
Gainesville, Alachua	19,544
Sarasota, Sarasota	19,337
Cape Coral, Lee	17,920
Port Saint Lucie, St. Lucie	17,630
Lake Worth, Palm Beach	17,186
Miami Beach, Dade	16,067
Miramar, Broward	15,431
Clearwater, Pinellas	15,372
Coral Springs, Broward	14,160
Boynton Beach, Palm Beach	13,883
Doral, Dade	13,770
Miami Gardens, Dade	13,064
Panama City, Bay	12,321
Saint Augustine, St. Johns	11,997
Melbourne, Brevard	11,671
Winter Haven, Polk	11,508
Lehigh Acres, Lee	11,370
Delray Beach, Palm Beach	10,637
Riverview, Hillsborough	10,615
Davie, Broward	10,597
Palm Bay, Brevard	9,711
Vero Beach, Indian River	9,614
New Port Richey, Pasco	9,535
Sunrise, Broward	9,290
Saint Cloud, Osceola	8,886
Milton, Santa Rosa	8,710
Fort Pierce, St. Lucie	8,604
Largo, Pinellas	8,503
Coral Gables, Dade	8,467
Daytona Beach, Volusia	8,437
Spring Hill, Hernando	8,416
Apopka, Orange	8,411
Plantation, Broward	8,352
North Miami Beach, Dade	8,210
Davenport, Polk	8,135
Clermont, Lake	8,003
Brandon, Hillsborough	7,967
Sanford, Seminole	7,680
Deltona, Volusia	7,642

COVID-19: characteristics of 2,229,567 Florida resident cases

Data through May 9, 2021 verified as of May 10, 2021 at 09:25 AM

Data in this report are provisional and subject to change.

The table below includes the cities and counties of residence for cases in Florida residents based on the patient's ZIP Code.

Note that city is not always received as part of the initial notification and may be missing while the case is being investigated.

City and county	Cases
Orange Park, Clay	7,582
Plant City, Hillsborough	7,446
Jupiter, Palm Beach	7,404
Weston, Broward	7,378
Lake City, Columbia	7,355
Deerfield Beach, Broward	6,934
Winter Garden, Orange	6,657
Tamarac, Broward	6,389
Port Charlotte, Charlotte	6,250
Wesley Chapel, Pasco	6,117
Palm Coast, Flagler	6,094
Coconut Creek, Broward	6,024
Margate, Broward	5,892
Stuart, Martin	5,785
Land O Lakes, Pasco	5,775
Deland, Volusia	5,704
Palm Beach Gardens, Palm Beach	5,700
Fort Walton Beach, Okaloosa	5,636
Wellington, Palm Beach	5,522
Palm Harbor, Pinellas	5,509
Oviedo, Seminole	5,499
Winter Park, Orange	5,470
Palmetto, Manatee	5,465
Crestview, Okaloosa	5,415
Lutz, Hillsborough	5,155
Altamonte Springs, Seminole	5,144
Port Orange, Volusia	4,976
Valrico, Hillsborough	4,901
Opa Locka, Dade	4,893
Haines City, Polk	4,846
North Port, Sarasota	4,809
Brooksville, Hernando	4,771
Miami Lakes, Dade	4,750
Venice, Sarasota	4,720
Pembroke Pines, Broward	4,708
Middleburg, Clay	4,674
Hallandale, Broward	4,663
Punta Gorda, Charlotte	4,581
Sebring, Highlands	4,578
Leesburg, Lake	4,483
Ocoee, Orange	4,443
Zephyrhills, Pasco	4,309
The Villages, Sumter	4,265
Saint Johns, St. Johns	4,254
Seminole, Pinellas	4,254
Ormond Beach, Volusia	4,244
Arcadia, Desoto	4,206
Bonita Springs, Lee	4,176
Live Oak, Suwannee	4,108
Pinellas Park, Pinellas	4,075
Okeechobee, Okeechobee	3,961
North Lauderdale, Broward	3,960
Longwood, Seminole	3,940
North Miami, Dade	3,910
Ruskin, Hillsborough	3,884
Windermere, Orange	3,854
Cocoa, Brevard	3,822
Immokalee, Collier	3,816
Navarre, Santa Rosa	3,770

COVID-19: characteristics of 2,229,567 Florida resident cases

Data through May 9, 2021 verified as of May 10, 2021 at 09:25 AM

Data in this report are provisional and subject to change.

The table below includes the cities and counties of residence for cases in Florida residents based on the patient's ZIP Code.

Note that city is not always received as part of the initial notification and may be missing while the case is being investigated.

City and county	Cases
Casselberry, Seminole	3,624
Port Richey, Pasco	3,450
Hudson, Pasco	3,424
Titusville, Brevard	3,388
Niceville, Okaloosa	3,378
Gulf Breeze, Santa Rosa	3,364
Lake Worth Beach, Palm Beach	3,334
Key West, Monroe	3,264
Dade City, Pasco	3,250
Cantonment, Escambia	3,248
North Fort Myers, Lee	3,236
Panama City Beach, Bay	3,230
Winter Springs, Seminole	3,209
Jacksonville Beach, Duval	3,168
Oakland Park, Broward	3,157
Bartow, Polk	3,149
Lake Mary, Seminole	3,131
Aventura, Dade	3,123
Crawfordville, Wakulla	3,098
Kissimmee, Polk	3,091
New Smyrna Beach, Volusia	3,050
Auburndale, Polk	3,030
Quincy, Gadsden	3,014
Palatka, Putnam	3,002
Lake Wales, Polk	2,978
Merritt Island, Brevard	2,908
Green Cove Springs, Clay	2,881
Tarpon Springs, Pinellas	2,844
Fernandina Beach, Nassau	2,829
Ponte Vedra Beach, St. Johns	2,788
Parkland, Broward	2,773
Cutler Ridge, Dade	2,759
Inverness, Citrus	2,649
Loxahatchee, Palm Beach	2,620
Eustis, Lake	2,613
Wimauma, Hillsborough	2,591
Cooper City, Broward	2,574
Holiday, Pasco	2,566
Perry, Taylor	2,562
Belle Glade, Palm Beach	2,549
Lynn Haven, Bay	2,540
Estero, Lee	2,534
Royal Palm Beach, Palm Beach	2,516
Dunedin, Pinellas	2,498
Marianna, Jackson	2,452
Clewiston, Hendry	2,449
Fleming Island, Clay	2,438
Santa Rosa Beach, Walton	2,431
Sarasota, Manatee	2,403
Key Biscayne, Dade	2,397
Parrish, Manatee	2,362
Rockledge, Brevard	2,348
Odessa, Hillsborough	2,294
Riviera Beach, Palm Beach	2,285
Seffner, Hillsborough	2,243
Defuniak Springs, Walton	2,191
Avon Park, Highlands	2,180
Mulberry, Polk	2,180
Palm City, Martin	2,174

COVID-19: characteristics of 2,229,567 Florida resident cases

Data through May 9, 2021 verified as of May 10, 2021 at 09:25 AM

Data in this report are provisional and subject to change.

The table below includes the cities and counties of residence for cases in Florida residents based on the patient's ZIP Code.

Note that city is not always received as part of the initial notification and may be missing while the case is being investigated.

City and county	Cases
Mount Dora, Lake	2,167
Labelle, Hendry	2,119
Destin, Okaloosa	2,106
Chipley, Washington	2,105
Groveland, Lake	2,066
Tavares, Lake	2,049
Starke, Bradford	2,038
Lithia, Hillsborough	2,005
Orange City, Volusia	1,993
Pinecrest, Dade	1,964
Summerfield, Marion	1,934
Maitland, Orange	1,932
Yulee, Nassau	1,895
Wauchula, Hardee	1,864
Palmetto Bay, Dade	1,821
Sebastian, Indian River	1,789
Dania, Broward	1,750
Homosassa, Citrus	1,746
Callahan, Nassau	1,736
Lady Lake, Lake	1,719
Macclenny, Baker	1,708
Ponte Vedra, St. Johns	1,699
Edgewater, Volusia	1,652
Carol City, Dade	1,647
Crystal River, Citrus	1,647
Gibsonton, Hillsborough	1,640
Oldsmar, Pinellas	1,617
Lake Placid, Highlands	1,601
Missing, Dade	1,601
Bonifay, Holmes	1,593
Dover, Hillsborough	1,592
Mayo, Lafayette	1,586
Coconut Grove, Dade	1,578
Apollo Beach, Hillsborough	1,576
Hobe Sound, Martin	1,552
Florida City, Dade	1,544
Debary, Volusia	1,543
Palm Springs, Palm Beach	1,506
Crossings, Dade	1,493
Pace, Santa Rosa	1,488
Sun City Center, Hillsborough	1,471
Dunnellon, Marion	1,452
Atlantic Beach, Duval	1,442
Lake Butler, Union	1,417
Belleview, Marion	1,374
Lantana, Palm Beach	1,372
North Palm Beach, Palm Beach	1,352
Madison, Madison	1,349
Monticello, Jefferson	1,345
Biscayne Park, Dade	1,345
Alachua, Alachua	1,341
Safety Harbor, Pinellas	1,279
Indiantown, Martin	1,276
Williston, Levy	1,271
South Miami, Dade	1,269
Ellenton, Manatee	1,262
Graceville, Jackson	1,249
Jensen Beach, Martin	1,229
Lecanto, Citrus	1,213

COVID-19: characteristics of 2,229,567 Florida resident cases

Data through May 9, 2021 verified as of May 10, 2021 at 09:25 AM

Data in this report are provisional and subject to change.

The table below includes the cities and counties of residence for cases in Florida residents based on the patient's ZIP Code.

Note that city is not always received as part of the initial notification and may be missing while the case is being investigated.

City and county	Cases
Lauderhill, Broward	1,213
Satellite Beach, Brevard	1,207
Newberry, Alachua	1,200
Century, Escambia	1,179
Beverly Hills, Citrus	1,160
Englewood, Charlotte	1,145
Havana, Gadsden	1,134
Hilliard, Nassau	1,122
El Portal, Dade	1,117
Freeport, Walton	1,105
Trenton, Gilchrist	1,102
Wildwood, Sumter	1,093
Wilton Manors, Broward	1,089
Nokomis, Sarasota	1,084
Keystone Heights, Clay	1,055
Key Largo, Monroe	1,055
Blountstown, Calhoun	1,052
Jasper, Hamilton	1,044
Bushnell, Sumter	1,040
Frostproof, Polk	1,033
Lauderdale Lakes, Broward	1,021
Medley, Dade	1,013
Wewahitchka, Gulf	1,005
Hernando, Citrus	1,005
Polk City, Polk	993
Mary Esther, Okaloosa	979
Dunnellon, Citrus	967
Sanderson, Baker	961
Fellsmere, Indian River	949
Minneola, Lake	932
Shalimar, Okaloosa	931
Spring Hill, Pasco	927
Fisher Island, Dade	923
Everglades National Park, Dade	909
Port Saint Joe, Gulf	905
Marco Island, Collier	903
Moore Haven, Glades	889
Chiefland, Levy	882
Cocoa Beach, Brevard	881
Trinity, Pasco	880
Thonotosassa, Hillsborough	871
Sorrento, Lake	864
High Springs, Alachua	862
Fort Meade, Polk	857
Pahokee, Palm Beach	854
Coleman, Sumter	853
Fruitland Park, Lake	851
South Bay, Palm Beach	842
Englewood, Sarasota	837
Bristol, Liberty	830
Cross City, Dixie	828
Indialantic, Brevard	820
Glen Saint Mary, Baker	810
Southwest Ranches, Broward	809
Crescent City, Putnam	788
Marathon, Monroe	785
Umatilla, Lake	773
West Melbourne, Brevard	764
Interlachen, Putnam	760

COVID-19: characteristics of 2,229,567 Florida resident cases

Data through May 9, 2021 verified as of May 10, 2021 at 09:25 AM

Data in this report are provisional and subject to change.

The table below includes the cities and counties of residence for cases in Florida residents based on the patient's ZIP Code.

Note that city is not always received as part of the initial notification and may be missing while the case is being investigated.

City and county	Cases
Miramar Beach, Walton	759
Fort Myers Beach, Lee	749
Lake Alfred, Polk	747
Chattahoochee, Gadsden	731
Old Town, Dixie	723
Bowling Green, Hardee	716
Weeki Wachee, Hernando	715
Olympia Heights, Dade	704
Uleta, Dade	701
Jacksonville, St. Johns	700
South Daytona, Volusia	689
Silver Springs, Marion	688
Lawtey, Bradford	681
Coral, Dade	678
Fort White, Columbia	677
Neptune Beach, Duval	676
Surfside, Dade	654
Belle Isle, Orange	650
Palm Beach, Palm Beach	649
Gulfport, Pinellas	628
Bronson, Levy	627
Baker, Okaloosa	617
Bunnell, Flagler	614
Mascotte, Lake	614
Clearwater Beach, Pinellas	612
Rotunda West, Charlotte	579
Sneads, Jackson	572
Mims, Brevard	561
Myakka City, Manatee	560
Hawthorne, Alachua	555
Jay, Santa Rosa	554
Oxford, Sumter	547
Dundee, Polk	540
Carrabelle, Franklin	534
Cape Canaveral, Brevard	534
Alva, Lee	530
Oakland, Orange	528
Tavernier, Monroe	526
Ocklawaha, Marion	523
Missing, Volusia	514
Melbourne Beach, Brevard	514
Citra, Marion	513
Zolfo Springs, Hardee	512
Florida State University, Leon	510
Indian Harbour Beach, Brevard	509
Cottdale, Jackson	509
Sweetwater, Dade	508
Bal Harbour, Dade	505
Flagler Beach, Flagler	499
Molino, Escambia	494
Midway, Gadsden	490
Celebration, Osceola	484
Webster, Sumter	482
Youngstown, Bay	478
East Palatka, Putnam	473
Bell, Gilchrist	463
Altha, Calhoun	453
De Leon Springs, Volusia	444
Branford, Suwannee	442

COVID-19: characteristics of 2,229,567 Florida resident cases

Data through May 9, 2021 verified as of May 10, 2021 at 09:25 AM

Data in this report are provisional and subject to change.

The table below includes the cities and counties of residence for cases in Florida residents based on the patient's ZIP Code.

Note that city is not always received as part of the initial notification and may be missing while the case is being investigated.

City and county	Cases
Eagle Lake, Polk	439
Apalachicola, Franklin	433
West Miami, Dade	429
Missing, Orange	427
Haverhill, Palm Beach	425
Archer, Alachua	422
Osprey, Sarasota	412
Floral City, Citrus	411
Chuluota, Seminole	410
Ave Maria, Collier	407
Tequesta, Palm Beach	400
Lake Park, Palm Beach	399
Centerville, Leon	397
Hastings, St. Johns	393
Holly Hill, Volusia	393
Pierson, Volusia	382
Grand Ridge, Jackson	380
Grand Island, Lake	377
Raiford, Union	376
Montverde, Lake	364
Indian Rocks Beach, Pinellas	347
Malabar, Brevard	347
Gotha, Orange	347
Alafaya, Orange	346
Bryceville, Nassau	340
Greenville, Madison	339
Hallandale Beach, Broward	339
Vernon, Washington	334
Satsuma, Putnam	333
Kenneth City, Pinellas	330
Fort McCoy, Marion	327
Elkton, St. Johns	325
Lake Panasoffkee, Sumter	325
Malone, Jackson	322
Sebastian, Brevard	320
Jennings, Hamilton	318
Melrose, Putnam	317
Reddick, Marion	315
Belleair, Pinellas	310
Laurel Hill, Okaloosa	309
Eastpoint, Franklin	309
Geneva, Seminole	305
San Antonio, Pasco	305
Morriston, Levy	302
Anthony, Marion	301
Westville, Holmes	301
Greenacres, Palm Beach	301
Winter Park, Seminole	298
Valparaiso, Okaloosa	296
Lehigh, Lee	296
O Brien, Suwannee	291
Greenwood, Jackson	286
Ponce De Leon, Holmes	278
Fern Park, Seminole	278
Kindred, Osceola	278
South Pasadena, Pinellas	266
Eglin Air Force Base, Okaloosa	264
University Of Central Fl, Orange	259
Inlet Beach, Walton	259

COVID-19: characteristics of 2,229,567 Florida resident cases

Data through May 9, 2021 verified as of May 10, 2021 at 09:25 AM

Data in this report are provisional and subject to change.

The table below includes the cities and counties of residence for cases in Florida residents based on the patient's ZIP Code.

Note that city is not always received as part of the initial notification and may be missing while the case is being investigated.

City and county	Cases
Islamorada, Monroe	255
Sanibel, Lee	255
Weirsdale, Marion	254
Poinciana, Polk	253
Edgewood, Orange	251
Fountain, Bay	246
White Springs, Hamilton	244
Longboat Key, Manatee	244
Lee, Madison	242
Southport, Bay	240
Cutler Bay, Dade	239
Saint James City, Lee	238
Gretna, Gadsden	236
Hosford, Liberty	229
Wellborn, Suwannee	226
Madeira Beach, Pinellas	226
Howey-In-The-Hills, Lake	224
Astatula, Lake	223
Lakewood Ranch, Manatee	223
Holt, Okaloosa	223
Juno Beach, Palm Beach	221
Lauderdale By The Sea, Broward	219
Atlantis, Palm Beach	218
Lake Helen, Volusia	215
Babson Park, Polk	214
Mcdavid, Escambia	212
Holmes Beach, Manatee	212
Micanopy, Alachua	209
Osteen, Volusia	208
Bay Harbor Islands, Dade	207
Altoona, Lake	202
Center Hill, Sumter	200
Sopchoppy, Wakulla	199
Zellwood, Orange	199
Azalea Park, Orange	198
Alford, Jackson	194
Mcalpin, Suwannee	192
The Villages, Lake	187
Viera, Brevard	185
Bokeelia, Lee	184
The Villages, Marion	183
Golden Beach, Dade	182
Odessa, Pasco	181
Hypoluxo, Palm Beach	181
Missing, Lee	177
Summerland Key, Monroe	177
Mangonia Park, Palm Beach	175
Pomona Park, Putnam	174
Oak Hill, Volusia	170
Ponce Inlet, Volusia	168
University Of Fl, Alachua	168
University Of Miami, Dade	167
Paisley, Lake	167
Rocky Point, Hillsborough	167
Grant-Valkaria, Brevard	165
Caryville, Washington	163
Lutz, Pasco	163
Bay Lake, Orange	160
Sumterville, Sumter	159

COVID-19: characteristics of 2,229,567 Florida resident cases

Data through May 9, 2021 verified as of May 10, 2021 at 09:25 AM

Data in this report are provisional and subject to change.

The table below includes the cities and counties of residence for cases in Florida residents based on the patient's ZIP Code.

Note that city is not always received as part of the initial notification and may be missing while the case is being investigated.

City and county	Cases
Lockhart, Orange	157
Citrus Springs, Citrus	154
Hollister, Putnam	153
Christmas, Orange	152
Hiawassee, Orange	150
Big Pine Key, Monroe	150
San Mateo, Putnam	148
Carrollwood, Hillsborough	147
Inglis, Levy	147
Lady Lake, Sumter	146
Clair-Mel City, Hillsborough	139
West Park, Broward	138
University Of Central Florida, Orange	137
Buena Ventura Lakes, Osceola	136
Missing, St. Johns	136
Lake Hamilton, Polk	136
Cloud Lake, Palm Beach	134
Baldwin, Duval	134
Clarksville, Calhoun	132
Kendall, Dade	131
Harmony, Osceola	131
Hampton, Bradford	130
Missing, Pinellas	130
Apopka, Seminole	130
Missing, Sumter	129
Placida, Charlotte	128
Steinhatchee, Taylor	127
Belleair Beach, Pinellas	124
Matlacha, Lee	123
City Of Sunrise, Broward	123
Seville, Volusia	121
Dania Beach, Broward	120
Temple Terrace, Hillsborough	119
Tierra Verde, Pinellas	119
Lighthouse Point, Broward	119
Saint Leo, Pasco	116
Barry University, Dade	115
Astor, Lake	115
Callaway, Bay	115
Sunny Isles Beach, Dade	115
Dinsmore, Duval	114
Hurlburt Field, Okaloosa	113
Cedar Key, Levy	111
Panacea, Wakulla	110
Bradenton Beach, Manatee	109
Brooker, Bradford	107
Princeton, Dade	105
Florahome, Putnam	105
Lamont, Jefferson	104
Waldo, Alachua	104
Canal Point, Palm Beach	103
Barefoot Bay, Brevard	102
Fruit Cove, St. Johns	101
Tyndall Air Force Base, Bay	100
Florida Gulf Coast Univ, Lee	99
South Fort Myers, Lee	98
Kathleen, Polk	97
University Of South Florida, Hillsborough	97
Bascom, Jackson	96

COVID-19: characteristics of 2,229,567 Florida resident cases

Data through May 9, 2021 verified as of May 10, 2021 at 09:25 AM

Data in this report are provisional and subject to change.

The table below includes the cities and counties of residence for cases in Florida residents based on the patient's ZIP Code.

Note that city is not always received as part of the initial notification and may be missing while the case is being investigated.

City and county	Cases
Missing, Lake	95
Lorida, Highlands	94
Ocean Ridge, Palm Beach	94
Crystal Beach, Pinellas	94
Pinetta, Madison	92
Maitland, Seminole	92
Fort Denaud, Hendry	90
F M, Lee	88
Missing, St. Lucie	87
Saint Pete Beach, Pinellas	87
Missing, Marion	85
Yalaha, Lake	83
Boca Grande, Lee	83
Welaka, Putnam	81
Patrick Air Force Base, Brevard	81
Wekiwa Springs, Seminole	81
Eatonville, Orange	79
Palma Ceia, Hillsborough	76
North Venice, Sarasota	75
Avon Park, Polk	73
Cudjoe Key, Monroe	72
Missing, Duval	72
Miami Springs, Dade	72
Campbellton, Jackson	72
Ochopee, Collier	71
Air Mail Facility, Dade	69
Anna Maria, Manatee	69
Reunion, Osceola	68
Georgetown, Putnam	68
Northdale, Hillsborough	68
Stock Island, Monroe	68
Felda, Hendry	67
Greensboro, Gadsden	67
Missing, Palm Beach	67
Destin, Walton	66
Missing, Pasco	65
Treasure Island, Pinellas	63
North Redington Beach, Pinellas	63
Duette, Manatee	60
Mexico Beach, Bay	60
Bonita Beach, Lee	59
Micco, Brevard	59
Orlando, Seminole	58
Bellview, Escambia	58
Okahumpka, Lake	57
University Of Tampa, Hillsborough	57
Lake Suzy, Desoto	56
Singer Island, Palm Beach	56
Green Acres, Palm Beach	55
Miromar Lakes, Lee	55
Walnut Hill, Escambia	55
Ona, Hardee	55
Enterprise, Volusia	54
Highland City, Polk	54
Heathrow, Seminole	54
Missing, Santa Rosa	54
Miami, Broward	53
Stetson University, Volusia	52
Orlando, Dade	52

COVID-19: characteristics of 2,229,567 Florida resident cases

Data through May 9, 2021 verified as of May 10, 2021 at 09:25 AM

Data in this report are provisional and subject to change.

The table below includes the cities and counties of residence for cases in Florida residents based on the patient's ZIP Code.

Note that city is not always received as part of the initial notification and may be missing while the case is being investigated.

City and county	Cases
Aloma, Orange	52
Town N Country, Hillsborough	52
Palm Beach Shores, Palm Beach	51
Salt Springs, Marion	51
Naranja, Dade	51
Terra Ceia, Manatee	50
Intercession City, Osceola	50
Waverly, Polk	50
Florida International Univ, Dade	48
Bayonet Point, Pasco	48
Cinco Bayou, Okaloosa	47
Eaton Park, Polk	47
Missing, Broward	47
Florence Villa, Polk	46
Missing, Hillsborough	46
Ebro, Washington	45
Miami Shores, Dade	45
Kenansville, Osceola	45
Village Wellington, Palm Beach	45
Orlando, Osceola	45
Key Colony Beach, Monroe	45
Sewalls Point, Martin	44
Manalapan, Palm Beach	43
Lacoochee, Pasco	43
Gulf Breeze, Escambia	43
Lakeshore, Polk	42
Village Of Wellington, Palm Beach	42
North Bay Village, Dade	42
Ridge Manor, Pasco	42
Bradley, Polk	41
Cortez, Manatee	41
Bayshore Gardens, Manatee	41
Missing, Seminole	41
Sugarloaf Key, Monroe	40
Bonaventure, Broward	40
Poinciana, Osceola	40
Saint Johns, Duval	40
Pine Hills, Orange	40
Hialeah Gardens, Dade	39
Davenport, Osceola	39
Westlake, Palm Beach	39
Univ Of FI Student Dorms, Alachua	39
Pasadena, Pinellas	38
Florida A And M University, Leon	38
Jupiter, Martin	38
Ponte Vedra, Duval	38
Highland Beach, Palm Beach	37
Lealman, Pinellas	37
Bay Pines, Pinellas	37
Orlando, Volusia	37
Eloise, Polk	37
Orlando, Broward	37
Lulu, Columbia	36
Homeland, Polk	36
Tice, Lee	36
Palm Shores, Brevard	35
Venus, Highlands	35
Orlando, Polk	34
Indian Lake Estates, Polk	34

COVID-19: characteristics of 2,229,567 Florida resident cases

Data through May 9, 2021 verified as of May 10, 2021 at 09:25 AM

Data in this report are provisional and subject to change.

The table below includes the cities and counties of residence for cases in Florida residents based on the patient's ZIP Code.

Note that city is not always received as part of the initial notification and may be missing while the case is being investigated.

City and county	Cases
Hallandle Beach, Broward	34
Flemington, Marion	34
Siesta Key, Sarasota	34
City Of Westlake, Palm Beach	34
Sydney, Hillsborough	33
Dowling Park, Suwannee	33
Homosassa Springs, Citrus	32
Alturas, Polk	32
Wekiva Springs, Seminole	32
Kinard, Calhoun	32
Bagdad, Santa Rosa	32
Nocatee, Desoto	31
South Palm Beach, Palm Beach	31
Mcintosh, Marion	31
Westchase, Hillsborough	30
Saint Marks, Wakulla	30
Penney Farms, Clay	30
Palmdale, Glades	30
Chokoloskee, Collier	29
Bonita Springs, Collier	29
Archer, Levy	29
Little Torch Key, Monroe	29
Pine Castle, Orange	29
Missing, Manatee	29
Pembroke Park, Broward	28
Tangerine, Orange	28
Horseshoe Beach, Dixie	28
Sparr, Marion	27
Caryville, Holmes	27
Florida State, Leon	27
Balm, Hillsborough	27
New Smyrna, Volusia	27
Fort Lauderdale, Dade	27
Orlando, Hillsborough	26
Orange Lake, Marion	26
Missing, Citrus	26
Earleton, Alachua	26
Labelle, Glades	26
Paxton, Walton	26
Redington Shores, Pinellas	26
Long Key, Monroe	26
Missing, Indian River	26
Hawthorne, Putnam	25
South Miami Heights, Dade	25
Pensacola Beach, Santa Rosa	25
Yankeetown, Levy	25
Tioga, Alachua	25
Missing, Monroe	25
Missing, Escambia	25
Goulds, Dade	24
Santa Fe, Alachua	24
Union Park, Orange	24
Wabasso, Indian River	24
Boca Raton, Broward	24
Loughman, Polk	24
Missing, Brevard	24
Bostwick, Putnam	23
La Crosse, Alachua	23
Mango, Hillsborough	22

COVID-19: characteristics of 2,229,567 Florida resident cases

Data through May 9, 2021 verified as of May 10, 2021 at 09:25 AM

Data in this report are provisional and subject to change.

The table below includes the cities and counties of residence for cases in Florida residents based on the patient's ZIP Code.

Note that city is not always received as part of the initial notification and may be missing while the case is being investigated.

City and county	Cases
Kissimmee, Orange	22
Buckingham, Lee	22
Laud-By-The-Sea, Broward	22
Missing, Okaloosa	22
Champions Gate, Polk	22
Florida Dept Of Corrections, Union	22
Wausau, Washington	22
Plymouth, Orange	22
Citrus Ridge, Indian River	22
Crystal Springs, Pasco	22
Branford, Lafayette	22
Mexico Beach, Gulf	22
Florida International University, Dade	22
Sun City, Hillsborough	21
Perdido Key, Escambia	21
Everglades City, Collier	21
Fort Ogden, Desoto	21
Bonifay, Washington	21
Ramrod Key, Monroe	21
Lake Como, Putnam	21
Parker, Bay	21
Candler, Marion	20
Golden Oak, Orange	20
Hollywood, Dade	20
Jensen Beach, St. Lucie	20
Lowell, Marion	20
Brooksville, Pasco	20
Missing, Collier	20
Trenton, Levy	20
Indian River Shores, Indian River	20
Goodland, Collier	20
Babcock Ranch, Lee	19
High Springs, Gilchrist	19
Maxville, Duval	19
Nalcrest, Polk	19
Miami, Unknown	19
Lake Buena Vista, Orange	19
Orlando, Palm Beach	19
Wildlight, Nassau	19
Forest City, Orange	18
Johns Pass Village, Pinellas	18
West Panama City Beach, Bay	18
Belleair Bluffs, Pinellas	18
Florida State Univ Admin, Leon	18
Babcock Ranch, Charlotte	18
Lakewood Ranch, Sarasota	18
Tallevast, Manatee	18
Hillsboro Beach, Broward	18
Gulf Stream, Palm Beach	18
Nichols, Polk	18
Mount Dora, Orange	18
Webster, Hernando	18
Missing, Bay	17
Missing, Martin	17
Braden River, Manatee	17
Shady Hills, Pasco	17
Hutchinson Island, St. Lucie	17
Miami Gardens, Broward	17
Lake Monroe, Seminole	17

COVID-19: characteristics of 2,229,567 Florida resident cases

Data through May 9, 2021 verified as of May 10, 2021 at 09:25 AM

Data in this report are provisional and subject to change.

The table below includes the cities and counties of residence for cases in Florida residents based on the patient's ZIP Code.

Note that city is not always received as part of the initial notification and may be missing while the case is being investigated.

City and county	Cases
Graceville, Holmes	17
Hialeah, Broward	17
Daytona Beach Shores, Volusia	17
Deer Island, Lake	17
Trilby, Pasco	17
Wewahitchka, Calhoun	16
Lake City, Suwannee	16
Woodville, Leon	16
Otter Creek, Levy	16
Watersound, Walton	16
Hernando Beach, Hernando	16
Gulf Hammock, Levy	16
White Springs, Columbia	16
Graham, Bradford	16
Suwannee, Dixie	16
Dade City, Hernando	15
Village Of Palmetto Bay, Dade	15
Indian Creek Village, Dade	15
Eau Gallie, Brevard	15
Saint Lucie West, St. Lucie	15
Orlando, Lake	15
Orlando, Pinellas	15
Winter Garden, Lake	15
Murdock, Charlotte	14
Choctaw Beach, Okaloosa	14
Copeland, Collier	14
Los Angeles, Dade	14
Wahneta, Polk	14
Durant, Hillsborough	14
Laurel Hill, Walton	14
Virginia Gardens, Dade	14
Mount Plymouth, Lake	13
Holder, Citrus	13
Elfers, Pasco	13
Roseland, Indian River	13
Gonzalez, Escambia	13
Kingsley Lake, Bradford	13
Steinhatchee, Dixie	13
Grandin, Putnam	13
Long Boat Key, Manatee	13
Orlando, Brevard	13
Saint George Island, Franklin	13
Unknown, Dade	13
Alys Beach, Bay	13
Fort Charlotte, Charlotte	13
East Lake, Marion	12
Redington Beach, Pinellas	12
Goldenrod, Seminole	12
Captiva, Lee	12
Naples, Lee	12
Umatilla, Marion	12
Rosemary Beach, Walton	12
Pensacola Beach, Escambia	12
Leisure City, Dade	12
Citrus Hills, Citrus	12
Fanning Springs, Gilchrist	12
Missing, Putnam	12
Greenville, Taylor	11
Day, Lafayette	11

COVID-19: characteristics of 2,229,567 Florida resident cases

Data through May 9, 2021 verified as of May 10, 2021 at 09:25 AM

Data in this report are provisional and subject to change.

The table below includes the cities and counties of residence for cases in Florida residents based on the patient's ZIP Code.

Note that city is not always received as part of the initial notification and may be missing while the case is being investigated.

City and county	Cases
Cypress, Jackson	11
Deerfield Beach, Palm Beach	11
Missing, Polk	11
Missing, Sarasota	11
Sea Ranch Lakes, Broward	11
Gibsonia, Polk	11
Innovation, Pasco	10
Telogia, Liberty	10
Missing, Taylor	10
University Park, Manatee	10
Worthington Springs, Union	10
Haines Creek, Lake	10
Forest City, Seminole	10
Missing, Nassau	10
Ozona, Pinellas	10
Rubonia, Manatee	10
Seacrest, Walton	10
Briny Breezes, Palm Beach	10
Basinger, Okeechobee	10
Perrine, Dade	10
Orlando, Leon	10
Orlando, Duval	10
Saint Augustine, Duval	9
West Delray Beach, Palm Beach	9
Grant Valkaria, Brevard	9
High Springs, Columbia	9
Nobleton, Hernando	9
Ybor City, Hillsborough	9
Lamont, Madison	9
Lloyd, Jefferson	9
Pine Ridge, Citrus	9
Beverly Beach, Flagler	9
Saint Augustine Beach, St. Johns	9
Putnam Hall, Putnam	9
Ferndale, Lake	9
Scottsmoor, Brevard	9
Palma Sola, Manatee	9
Cottondale, Washington	9
Barberville, Volusia	9
Jerome, Collier	8
Ponce De Leon, Walton	8
Missing, Clay	8
Fairfield, Marion	8
Cross Creek, Alachua	8
Indian Shores, Pinellas	8
Quail Heights, Dade	8
Palm City, St. Lucie	8
Seybold, Dade	8
White City, Gulf	8
Keystone Heights, Bradford	8
Anastasia Island, St. Johns	8
Salem, Taylor	8
Oneco, Manatee	8
Orange Springs, Marion	8
Weirsdale, Lake	8
Evinston, Alachua	8
Inglis, Citrus	7
Fernandina, Nassau	7
East Rockland Key, Monroe	7

COVID-19: characteristics of 2,229,567 Florida resident cases

Data through May 9, 2021 verified as of May 10, 2021 at 09:25 AM

Data in this report are provisional and subject to change.

The table below includes the cities and counties of residence for cases in Florida residents based on the patient's ZIP Code.

Note that city is not always received as part of the initial notification and may be missing while the case is being investigated.

City and county	Cases
Missing, Flagler	7
Orange Park, Duval	7
Port Saint John, Brevard	7
Orlando, Pasco	7
Longboat Key, Sarasota	7
Morriston, Marion	7
Switzerland, St. Johns	7
Maitland, Volusia	7
Aripeka, Pasco	7
Valkaria, Brevard	7
Orlando, Alachua	7
River Ranch, Polk	7
Missing, Jackson	7
Niceville, Walton	7
Okeechobee, Glades	7
Punta Gorda, Lee	6
Deland, Lake	6
Holt, Santa Rosa	6
Inlet Beach, Bay	6
Missing, Leon	6
Orlando, Flagler	6
Orlando, Marion	6
Oklawaha, Marion	6
Shady Grove, Taylor	6
Sunny Hills, Washington	6
Missing, Walton	6
Labelle, Lee	6
Port Salerno, Martin	6
Ridge Manor Estates, Sumter	6
Winter Park, Polk	6
Winderemere, Orange	6
Maitland, Hillsborough	6
Lake Worth, Broward	6
Grove City, Charlotte	6
Bruce, Holmes	6
Coco River, Collier	6
Eglin, Okaloosa	6
Missing, Osceola	6
Duck Key, Monroe	6
Newberry, Gilchrist	6
San Carlos Park, Lee	6
Miccosukee, Leon	6
Glenwood, Volusia	6
Clarcona, Orange	6
Orchid, Indian River	6
Point Washington, Walton	6
Mayport Naval Station, Duval	6
Lake Butler, Bradford	6
Maitland, Osceola	6
Missing, Unknown	6
Bradenton, Sarasota	6
Ocoee, Lake	6
Okeechobee, Martin	5
Orlando, Manatee	5
Pompano Beach, Palm Beach	5
Passport, Unknown	5
Wakulla Springs, Wakulla	5
Cypress Gardens, Polk	5
Island Grove, Alachua	5

COVID-19: characteristics of 2,229,567 Florida resident cases

Data through May 9, 2021 verified as of May 10, 2021 at 09:25 AM

Data in this report are provisional and subject to change.

The table below includes the cities and counties of residence for cases in Florida residents based on the patient's ZIP Code.

Note that city is not always received as part of the initial notification and may be missing while the case is being investigated.

City and county	Cases
Missing, Alachua	5
Delray Beach, Broward	5
Alys Beach, Walton	5
Seacrest, Bay	5
Williston, Marion	5
Okeechobee, Osceola	5
Cape Haze, Charlotte	5
Bayou George, Bay	5
Boynton Beach, Broward	5
Miramar, Dade	5
Fort Lauderdale, Palm Beach	5
Jacksonville Naval Air Station, Duval	5
Ebro, Bay	5
Highland Park, Polk	5
Los Angeles, Broward	5
Westchester, Dade	5
Mid Florida, Seminole	5
Ocean Breeze, Martin	5
Missing, Columbia	5
Missing, Highlands	5
Milton, Escambia	5
Missing, Hernando	5
Jacksonville, Clay	5
Greenville, Jefferson	5
Mayport, Duval	5
Clermont, Polk	5
Pass, Unknown	5
Stuart, St. Lucie	5
Lake Geneva, Clay	5
Miami, Palm Beach	5
Live Oak, Madison	4
Loxahatchee Groves, Palm Beach	4
West Bradenton, Manatee	4
Marina Del Rey, Dade	4
Lake Harbor, Palm Beach	4
Glen Ridge, Palm Beach	4
Coconut Creek, Palm Beach	4
Orem, Palm Beach	4
Melrose, Bradford	4
Jacksonville, Dade	4
Arcadia, Hillsborough	4
Branford, Gilchrist	4
Clewiston, Palm Beach	4
Conch Key, Monroe	4
North Fort Myers, Charlotte	4
Sharpes, Brevard	4
Sugarloaf, Monroe	4
Wacissa, Jefferson	4
Lazy Lake, Broward	4
Lamont, Taylor	4
Sandestin, Walton	4
Pompano Beach, Dade	4
Bella Collina, Lake	4
Bonnie, Dade	4
El Jobean, Charlotte	4
Marathon Shores, Monroe	4
Hinsdale, Manatee	4
Jonesville, Alachua	4
International Service Center, Dade	4

COVID-19: characteristics of 2,229,567 Florida resident cases

Data through May 9, 2021 verified as of May 10, 2021 at 09:25 AM

Data in this report are provisional and subject to change.

The table below includes the cities and counties of residence for cases in Florida residents based on the patient's ZIP Code.

Note that city is not always received as part of the initial notification and may be missing while the case is being investigated.

City and county	Cases
Indian Rock Beach, Pinellas	4
Bowling Green, Polk	4
Plantation Key, Monroe	4
North Miami Beach, Broward	4
Monticello, Madison	3
Samoset, Manatee	3
Vernon, Bay	3
Cape San Blas, Gulf	3
Apopka, Lake	3
Crestview, Walton	3
Cross Key, Monroe	3
Fernandina Beach, Duval	3
Fpo, Duval	3
Green Cove Springs, Duval	3
Mayport Naval Housing, Duval	3
Julington Creek, St. Johns	3
Jupiter Island, Martin	3
Kathleen, Pasco	3
Marco Island, Lee	3
Mims, Volusia	3
Miami Beach, Unknown	3
Missing, Washington	3
Ocean Reef Club, Monroe	3
Alford, Washington	3
Altamonte Springs, Orange	3
Port St. Lucie, St. Lucie	3
Orlando, Escambia	3
Pass-A-Grille, Pinellas	3
Winter Park, Volusia	3
Vero Beach, St. Lucie	3
Land O Lakes, Hillsborough	3
Lady Lake, Marion	3
Homeless, Hillsborough	3
Jacksonville , Duval	3
Brooklyn, Broward	3
Ft Pierce, St. Lucie	3
Westville, Walton	3
Orlo Vista, Orange	3
Pembroke Lakes, Broward	3
Milligan, Okaloosa	3
Sorrento, Orange	3
Stuart, Palm Beach	3
University Of Central Fl, Hillsborough	3
Coraopolis, Citrus	3
Champions Gate, Osceola	3
Chicago, Lee	3
Bristol, Calhoun	3
Aventura, Broward	3
Jacksonville, Alachua	3
Marina Del Rey, Broward	3
Inverness, Polk	3
Pass, Dade	3
Vero Beach, Brevard	3
Pp, Dade	3
Wimauma, Manatee	3
Woodside, Broward	3
Brewton, Escambia	3
Apopka, Broward	3
Lanark Village, Franklin	3

COVID-19: characteristics of 2,229,567 Florida resident cases

Data through May 9, 2021 verified as of May 10, 2021 at 09:25 AM

Data in this report are provisional and subject to change.

The table below includes the cities and counties of residence for cases in Florida residents based on the patient's ZIP Code.

Note that city is not always received as part of the initial notification and may be missing while the case is being investigated.

City and county	Cases
Maitland, Polk	3
Hialeah, Orange	3
Miami Shores, Broward	3
Pineland, Lee	3
Tampa Palms, Hillsborough	3
Tampa, Pinellas	3
Tarpon Springs, Pasco	3
Winter Garden, Seminole	3
Clermont, Orange	3
Ludlam, Dade	3
Laurel, Sarasota	3
West Palm Beach, Broward	3
Village Of Golf, Palm Beach	3
Wildwood, Marion	3
Saint Petersburg, Hillsborough	3
Palm Coast, Volusia	3
Port Saint Lucie, Martin	3
Saint Augusaintine Beach, St. Johns	3
Loxahatchee, Broward	3
Lynbrook, Broward	3
Miami, Orange	3
Lake City, Duval	3
Lakeland, Hillsborough	3
Immokalee, Lee	3
Hallandale Beach, Dade	3
Bradington, Manatee	3
Blountstown, Liberty	3
Blountstown, Jackson	2
Alligator Point, Franklin	2
Crawfordville, Leon	2
Eatonville, Lake	2
Miami, Hillsborough	2
Lutz, Pinellas	2
Los Angeles, Okaloosa	2
Louisville, Manatee	2
Lawtey, Union	2
Lehigh Acres, Dade	2
Phoenix, Lake	2
Orlando, Unknown	2
Opa Locka, Broward	2
None, Dade	2
Mount Pleasant, Gadsden	2
Navarre, Okaloosa	2
Seven Springs, Pasco	2
Upper Key Largo, Monroe	2
University Of Central Florida, Brevard	2
West Villages, Sarasota	2
Zellwood, Lake	2
Lecanto, Marion	2
Lake Helen, Orange	2
Maitland, Leon	2
Melrose, Alachua	2
Fort Pierce, Martin	2
Fort Myers, Collier	2
Doctors Inlet, Clay	2
Bronx, Seminole	2
Bonifay, Jackson	2
Bonnie, Duval	2
Bonnie, Sarasota	2

COVID-19: characteristics of 2,229,567 Florida resident cases

Data through May 9, 2021 verified as of May 10, 2021 at 09:25 AM

Data in this report are provisional and subject to change.

The table below includes the cities and counties of residence for cases in Florida residents based on the patient's ZIP Code.

Note that city is not always received as part of the initial notification and may be missing while the case is being investigated.

City and county	Cases
West Palm Beach, Dade	2
Weston, Dade	2
Winter Park, Leon	2
Orlando, Charlotte	2
Palm Springs North, Dade	2
Redland, Dade	2
St John, Broward	2
Olustee, Baker	2
Orlando, Santa Rosa	2
Hialeah Lakes, Dade	2
Killarney, Orange	2
Jan Phyl Village, Polk	2
Maitland, Lake	2
Naples, Broward	2
Moore Haven, Hendry	2
Cassadaga, Volusia	2
Fort Walton Beach, Walton	2
Duke Field Air Force Station, Okaloosa	2
Dunnellon, Levy	2
Yalhala, Lake	2
Pp, Unknown	2
Provo, Broward	2
University Of Central Florida, Palm Beach	2
University Of Central Florida, Pinellas	2
Sumatra, Liberty	2
Pensacola, Santa Rosa	2
University Of Central Florida, Broward	2
West Point, Lee	2
North Miami, Broward	2
Miamt, Dade	2
Saint Teresa, Wakulla	2
Orlando, Okaloosa	2
Knoxville, Escambia	2
Maitland, Pasco	2
Homeless, Dade	2
Florida Power & Light Co, Dade	2
Amelia City, Nassau	2
Alligator Point, Wakulla	2
Chipley, Jackson	2
Melrose, Clay	2
Longview, Dade	2
Kissimmee, Unknown	2
Jacksonville Naval Hospital, Duval	2
Hosford, Calhoun	2
Dfafs, Okaloosa	2
Wauchula, Desoto	2
Yeehaw, Okeechobee	2
Tampa, Hernando	2
Sebring, Desoto	2
Saint Lucie Village, St. Lucie	2
Noma, Holmes	2
Ormond Beach, Flagler	2
Pembroke Pines, Dade	2
Northport, Sarasota	2
Saint Marys, Nassau	2
Port Saint Lucie, Palm Beach	2
Red Bay, Holmes	2
Woodstock, Lee	2
West Lafayette, Broward	2

COVID-19: characteristics of 2,229,567 Florida resident cases

Data through May 9, 2021 verified as of May 10, 2021 at 09:25 AM

Data in this report are provisional and subject to change.

The table below includes the cities and counties of residence for cases in Florida residents based on the patient's ZIP Code.

Note that city is not always received as part of the initial notification and may be missing while the case is being investigated.

City and county	Cases
Windermere, Lake	2
Sutton, Pasco	2
Tequesta, Martin	2
Fort Lauderdale, Alachua	2
Bay Harbor Islands, Unknown	2
Alachua, Duval	2
Cross City, Taylor	2
Carl Fisher, Dade	2
Inwood, Broward	2
Jupiter, Dade	2
Micanopy, Marion	2
Union, Manatee	2
University Of Central Fl, Seminole	2
Venice, Dade	2
Winter Springs, Orange	2
Windermere, Hillsborough	2
Pompano Beach, Osceola	2
Port Charlotte, Lee	2
Sand Lake, Orange	2
Swansea, Lee	2
At Large, Broward	2
Boys Ranch, Suwannee	2
Eatonville, Polk	2
Okeechobee, Highlands	2
New Port Richey, Hillsborough	2
Miami, Martin	2
Long Beach, Orange	2
Labelle, Collier	2
Jena, Taylor	2
Fort Pierce, Brevard	2
Marysville, Dade	2
Lake Clarke Shores, Palm Beach	2
Fl State Univ Student, Leon	2
Defuniak Springs, Okaloosa	2
Cibolo, Orange	2
Claysville, Hernando	2
Crescent Beach, Sarasota	2
Callahan, Duval	2
Tampa, Broward	2
Tarpon Springs, Hillsborough	2
Port Canaveral, Brevard	2
South Miami, Broward	2
Monument, Broward	2
Orlando, St. Lucie	2
Orlando, Walton	1
Oviedo, Lake	1
Orlando, St. Johns	1
Ocala, Duval	1
Orem, Dade	1
Orlando, Citrus	1
Orlando, Collier	1
Orlando, Hernando	1
Morrisville, Palm Beach	1
Myrtle Beach, Broward	1
Nashville, Palm Beach	1
North Brunswick, St. Lucie	1
North Grafton, Dade	1
Notrealville, Polk	1
St Cloud, Orange	1

COVID-19: characteristics of 2,229,567 Florida resident cases

Data through May 9, 2021 verified as of May 10, 2021 at 09:25 AM

Data in this report are provisional and subject to change.

The table below includes the cities and counties of residence for cases in Florida residents based on the patient's ZIP Code.

Note that city is not always received as part of the initial notification and may be missing while the case is being investigated.

City and county	Cases
St Helena Is, Dade	1
Rye, Palm Beach	1
Saint Petersburg, Bay	1
Plantation, Leon	1
Pooler, Broward	1
Pensacola, Dade	1
Panomo City, Bay	1
Parrish, Sarasota	1
Ridgewood, Lee	1
Roayl Palm Beach, Palm Beach	1
Roseville, Broward	1
Punta Gorda, Sarasota	1
Putnam, Putnam	1
Tinley Park, Manatee	1
Twentynine Palms, Broward	1
Vernon, Walton	1
Unknown, Manatee	1
Venezuela, Unknown	1
Waukesha, Volusia	1
Whippany, Volusia	1
Wilmington, Charlotte	1
Windermere, Alachua	1
Winfield, Hillsborough	1
Winter Garden, Unknown	1
Winter Park, Brevard	1
Xifamk, Dade	1
Buffalo, Dade	1
Canton, Duval	1
Brunswick, Polk	1
Bryceville, Duval	1
Bradentom, Manatee	1
Bradenton, Lee	1
Boca Raton, Dade	1
Boca Raton, Madison	1
Bogota, Unknown	1
Bal Harbour, Broward	1
Atlanta, Walton	1
Attalla, Broward	1
Auburn, Palm Beach	1
Autaugaville, Broward	1
Apopka, Volusia	1
Alachua, Suwannee	1
Alafaya, Broward	1
Alafaya, Pinellas	1
Crestview, Broward	1
Clearwater, Leon	1
Charlotte, Alachua	1
Crystal River, Marion	1
Dade City, Unknown	1
Dalecity, Okaloosa	1
Daytona Beach, Orange	1
Deerfield Beach, Polk	1
Dona Vista, Lake	1
East Setauket, Palm Beach	1
El Dorado, Palm Beach	1
Fayetteville, Broward	1
Fellsmere, Brevard	1
Florida City, Unknown	1
Fort Lauderdale, Collier	1

COVID-19: characteristics of 2,229,567 Florida resident cases

Data through May 9, 2021 verified as of May 10, 2021 at 09:25 AM

Data in this report are provisional and subject to change.

The table below includes the cities and counties of residence for cases in Florida residents based on the patient's ZIP Code.

Note that city is not always received as part of the initial notification and may be missing while the case is being investigated.

City and county	Cases
Fort Myers, Alachua	1
Fleming Island, Duval	1
Glen Saint Mary, Duval	1
Golf, Palm Beach	1
Gainesville, Levy	1
Greensboro, Leon	1
Great Neck, Dade	1
Jacksonville, Baker	1
Jacksonville, Marion	1
Jupiter Inlet, Palm Beach	1
Holiday, Hillsborough	1
Immokalee, Walton	1
Lake Forest, Collier	1
Key West, Palm Beach	1
Kilgore, Dade	1
Land O Lakes, Unknown	1
Lawton, Okaloosa	1
Levittown, Palm Beach	1
Lima, Manatee	1
Lima, Volusia	1
Macclenny, Dixie	1
Madison, Jefferson	1
Maitland, Collier	1
Merrick, Palm Beach	1
Metter, Manatee	1
Miami, Osceola	1
Miamiardens, Unknown	1
Miamksaohes, Dade	1
Mokena, Lee	1
Indianapolis, Lee	1
Jupiter, Pinellas	1
Kansas City, Palm Beach	1
Los Angeles, Orange	1
Maitland, Palm Beach	1
Lake In The Hills, Broward	1
Litchfield Park, Monroe	1
Littleton, St. Johns	1
Milford, Bay	1
Milford, Unknown	1
Marianna, Leon	1
Marianna, Washington	1
Mary Esther, Hillsborough	1
Melbourne, Volusia	1
Mattoon, Lee	1
Newaygo, Charlotte	1
North Port, Charlotte	1
Opa Locka, Orange	1
Missing, Franklin	1
Na, Dade	1
Naples, Unknown	1
New Canaan, Dade	1
Eureka, Flagler	1
Evansville, Citrus	1
Denton, Broward	1
Destin, Bay	1
Dpo, Dade	1
Crescent City, Marion	1
Commerce Township, Manatee	1
Crawfordville, Alachua	1

COVID-19: characteristics of 2,229,567 Florida resident cases

Data through May 9, 2021 verified as of May 10, 2021 at 09:25 AM

Data in this report are provisional and subject to change.

The table below includes the cities and counties of residence for cases in Florida residents based on the patient's ZIP Code.

Note that city is not always received as part of the initial notification and may be missing while the case is being investigated.

City and county	Cases
Fort Lauderdale, Lee	1
Fort Myers, Polk	1
Fort Worth, Broward	1
Franklin, Orange	1
Frostproof, Highlands	1
Gainesville, Palm Beach	1
Gainesville, Santa Rosa	1
Glens Falls, Broward	1
Gwynn Oak, Polk	1
Brewster, Palm Beach	1
Brownsville, Escambia	1
Bryant, Palm Beach	1
Bonnie, St. Johns	1
Clearwater, Hillsborough	1
Coal City, Pasco	1
Celebration, Orange	1
Chicago, Broward	1
Austin, Dade	1
Apo, Collier	1
Big Torch Key, Monroe	1
Black, Holmes	1
Boca Raton, Lee	1
8852 Teacher Ln, Pasco	1
Addison, Pasco	1
Apopka, Citrus	1
Apopka, Hillsborough	1
Arabi, Orange	1
Tampa, Citrus	1
Tampa, Duval	1
Surfside Beach, Orange	1
Sun City Center, Lee	1
Temple, Palm Beach	1
Unknown, Duval	1
Upland, Manatee	1
Valrico, Polk	1
Saint Charles, Orange	1
Saint Petersburg, Duval	1
Saint Petersburg, Manatee	1
St Peterburg, Orange	1
Staten Island, Broward	1
Stiamk, Dade	1
Summerdale, Escambia	1
Scottsdale, Brevard	1
Scottsdale, Palm Beach	1
Pittsburgh, Alachua	1
Playa Del Rey, Palm Beach	1
Plymouth, Pasco	1
Port Saint Lucie, Marion	1
Roswell, Bay	1
Royal Palm, Palm Beach	1
Ruskin, Dade	1
Ruskin, Manatee	1
Pensacola Naval Hospital, Escambia	1
Oviedo, Orange	1
Pace, Escambia	1
Painted Post, Pasco	1
Palatka, Marion	1
Winnetka, Dade	1
Winter Garden, Osceola	1

COVID-19: characteristics of 2,229,567 Florida resident cases

Data through May 9, 2021 verified as of May 10, 2021 at 09:25 AM

Data in this report are provisional and subject to change.

The table below includes the cities and counties of residence for cases in Florida residents based on the patient's ZIP Code.

Note that city is not always received as part of the initial notification and may be missing while the case is being investigated.

City and county	Cases
Winter Haven, Leon	1
Winter Haven, Osceola	1
Winter Park, Duval	1
Winter Park, Palm Beach	1
Winter Springs, Polk	1
Youngstown, Washington	1
West Hollywood, Broward	1
Wabasha, Clay	1
Wakefield, Broward	1
Waverly, Duval	1
Wekiwa Springs, Orange	1
Wildwood, Lee	1
Willington, Lee	1
Milford, Lee	1
Missing, Okeechobee	1
Monroe Township, Palm Beach	1
Monroe, Lee	1
Moore Haven, Okeechobee	1
Matawan, Palm Beach	1
Mckinney, Broward	1
Miamc, Dade	1
Lake Butler, Alachua	1
Knoxville, Bay	1
Las Vegas, Palm Beach	1
Ldhl, Broward	1
Longwood, Volusia	1
Leesburg, Seminole	1
Lincoln, St. Lucie	1
Little Neck, Lee	1
Jupiter, St. Lucie	1
Kenilworth, Leon	1
Key West, Duval	1
Kingsland, Nassau	1
Keys West, Unknown	1
Irvine, Marion	1
Istachatta, Hernando	1
Intrcsion Cty, Osceola	1
Inverness, Marion	1
Jacksonville, Orange	1
Jefferson, Dade	1
Jonesboro, Leon	1
Homeless, Monroe	1
Homeless, Pinellas	1
Howell, Dade	1
Hudson, Hernando	1
Hoclywsod, Dade	1
Holiday, Pinellas	1
Hernando, Marion	1
Hialeah, Collier	1
Indian Rocks Beach, Duval	1
Indiantown, Palm Beach	1
Inglewood, Sarasota	1
Carmel, Orange	1
Cedar Springs, Hernando	1
Caracas, Dade	1
Bryceville, Baker	1
Dallas, Hernando	1
Dayton, Lake	1
Daytona Beach, Pinellas	1

COVID-19: characteristics of 2,229,567 Florida resident cases

Data through May 9, 2021 verified as of May 10, 2021 at 09:25 AM

Data in this report are provisional and subject to change.

The table below includes the cities and counties of residence for cases in Florida residents based on the patient's ZIP Code.

Note that city is not always received as part of the initial notification and may be missing while the case is being investigated.

City and county	Cases
Alpharetta, Broward	1
O, Manatee	1
Acworth, Okaloosa	1
Apopka, Clay	1
Asheville, Highlands	1
Astoria, Broward	1
Atmore, Escambia	1
Bartow, Hardee	1
Bel Air, Collier	1
Berryton, Palm Beach	1
Brooklyn, Dade	1
Brooklyn, Lee	1
Bonnie, Broward	1
Boston, Broward	1
Fort Lauderdale, Leon	1
Fort Myers, Sarasota	1
Fort Pierce, Palm Beach	1
Fort White, Clay	1
East Palatka, Hillsborough	1
Eastpoint, Leon	1
Dearborn, Broward	1
Deer Park, Dade	1
Deerfield, Dade	1
Deland, Seminole	1
Deltona, Seminole	1
Doral, Unknown	1
Downingtown, Broward	1
Downingtown, Hillsborough	1
Dpo, Santa Rosa	1
Garden City, Alachua	1
Gaylord, Orange	1
Goodrich, Charlotte	1
Gotcha, Orange	1
Greensburg, Palm Beach	1
Harpers Ferry, Palm Beach	1
Helen, Bay	1
Haines City, Osceola	1
Erie, Monroe	1
Fisher Island, Unknown	1
Topsham, Manatee	1
Town Of Nocatee, St. Johns	1
Troy, Manatee	1
Unkn, Duval	1
Sweetwater, Manatee	1
Syracuse, Polk	1
Tallahassee, Dade	1
Tamarac, Dade	1
Tavares, Orange	1
Waipahu, Santa Rosa	1
Ward, Polk	1
Wellborn, Columbia	1
West Aplm Beach, Palm Beach	1
Venetian Islands, Dade	1
Winter Garden, Duval	1
Woodbine, Nassau	1
West Yarmouth, St. Lucie	1
Yulee, St. Johns	1
Zephyrhills, Hillsborough	1
Rileyville, Flagler	1

COVID-19: characteristics of 2,229,567 Florida resident cases

Data through May 9, 2021 verified as of May 10, 2021 at 09:25 AM

Data in this report are provisional and subject to change.

The table below includes the cities and counties of residence for cases in Florida residents based on the patient's ZIP Code.

Note that city is not always received as part of the initial notification and may be missing while the case is being investigated.

City and county	Cases
Saint Joseph, Volusia	1
Russellville, Bay	1
Sagamore Beach, Charlotte	1
Saint Augustine, Broward	1
Saint Cloud, Palm Beach	1
Prattville, Hillsborough	1
Prestonsburg, Bay	1
Quincy, Jackson	1
Rapid City, Broward	1
Petersburg, Manatee	1
Piasa, Putnam	1
San Antonio, Orange	1
Shirley, Flagler	1
Seminole, Leon	1
Suitland, Volusia	1
Sunbright, Palm Beach	1
Oakland, Lee	1
Oldsmar, Hillsborough	1
Olean, Alachua	1
North Palm Beach, Orange	1
Missing, Levy	1
Myakka City, Sarasota	1
New Middletown, Hillsborough	1
New Port Richey, Pinellas	1
Newberry, Marion	1
Newtown, Lake	1
Palmetto Bay, Palm Beach	1
Palmetto, Pasco	1
Parma, Manatee	1
Pass-A-Grille Beach, Pinellas	1
Other, Dade	1
Pembroke Pines, Orange	1
Pensacola, Sumter	1
Perth Amboy, Hillsborough	1
Powell, Lee	1
Randolph, Orange	1
Rivera Beach, Palm Beach	1
Paducah, Manatee	1
Orlando, Jackson	1
Orlando, Lee	1
Panama City, Unknown	1
Oldsrav, Manatee	1
Ocala, Citrus	1
Ocoee, Unknown	1
Odessa, Dade	1
Newberry, Levy	1
New Vernon, Palm Beach	1
Saint Augustine, Flagler	1
Port Orange, Brevard	1
Seffenner, Hillsborough	1
Seminole, Lee	1
Sanford, Orange	1
Saint Petersburg, Charlotte	1
Toms River, Lee	1
Tourist, Dade	1
Sunrtise, Dade	1
Tallahassee, Madison	1
Tallahassee, Pinellas	1
Summerfield, Unknown	1

COVID-19: characteristics of 2,229,567 Florida resident cases

Data through May 9, 2021 verified as of May 10, 2021 at 09:25 AM

Data in this report are provisional and subject to change.

The table below includes the cities and counties of residence for cases in Florida residents based on the patient's ZIP Code.

Note that city is not always received as part of the initial notification and may be missing while the case is being investigated.

City and county	Cases
Stratford, Broward	1
White Plains, Broward	1
Whites Creek, Leon	1
Windermere, Volusia	1
Wtixrat, Dade	1
Watersound, Bay	1
Ventura, Orange	1
Vero Beach, Unknown	1
University Of Central Florida, Lee	1
Unk, Duval	1
Trenton, Dixie	1
Dover, Lee	1
Davenport, Lake	1
Dayton, Citrus	1
Dayton, Orange	1
Dearborn Heights, Hillsborough	1
Dearborn, Dade	1
Florala, Okaloosa	1
Forestville, Volusia	1
Edgewood, Broward	1
Elkton, Putnam	1
Cincinnati, Dade	1
Chesterfield, Broward	1
Carteret, Polk	1
Connellsville, Highlands	1
Armstrong, St. Johns	1
Atl, Brevard	1
Alva, Escambia	1
Andalusia, Escambia	1
Arcadia, Highlands	1
Baker, Santa Rosa	1
Belleville, Palm Beach	1
Belmont, Santa Rosa	1
Blountstown, Broward	1
Bronson, Alachua	1
Brooker, Alachua	1
Brandon, Pinellas	1
Bradenton, Clay	1
Bonita, Lee	1
Bocaraten, Palm Beach	1
Hudson, Pinellas	1
Hoosick Falls, Broward	1
Indian Rock Beach, Palm Beach	1
Interlachen, Duval	1
Kaclsonville, Duval	1
Kechi, Orange	1
Fort Myers, Broward	1
Gainesville, Okaloosa	1
Greenbrier, Bay	1
Greenville, Palm Beach	1
Groveland, Orange	1
Hialeahgardens, Dade	1
Hiram, Leon	1
Kure Beach, Monroe	1
Lakeland, Palm Beach	1
Leesburg, Broward	1
Longwood, Broward	1
Lucedale, St. Lucie	1
Macclenny, Duval	1

COVID-19: characteristics of 2,229,567 Florida resident cases

Data through May 9, 2021 verified as of May 10, 2021 at 09:25 AM

Data in this report are provisional and subject to change.

The table below includes the cities and counties of residence for cases in Florida residents based on the patient's ZIP Code.

Note that city is not always received as part of the initial notification and may be missing while the case is being investigated.

City and county	Cases
Mantua, Broward	1
Jacksonville, Nassau	1
Mexico, Orange	1
Mayaguez, Dade	1
Miami Gardens, Unknown	1
Middletown, Osceola	1
Missing, Gilchrist	1
Nantucket, Palm Beach	1
Monroe, Hillsborough	1
Conifer, Lee	1
Clarksboro, Lee	1
Chipley, Holmes	1
Celebration, Palm Beach	1
Chattanooga, Dade	1
Elbow Lake, Palm Beach	1
Dunellen, Dade	1
Eatonville, Seminole	1
Diamond, Highlands	1
Doral, Broward	1
Cutler Bay, Broward	1
Dale City, Dade	1
Daniel Island, Bay	1
Altamonte, Orange	1
Alva, Collier	1
Amelia Village, Nassau	1
Allentown, Putnam	1
Apple Creek, Citrus	1
Barefoot Beach, Lee	1
Battle Creek, Manatee	1
Avon, Manatee	1
Aventura, Osceola	1
Bryn Mawr, Palm Beach	1
Burkeville, Brevard	1
Camden Wyoming, Duval	1
Casselberry, Orange	1
Boston, Dade	1
Brewster, Volusia	1
Boca Raton,, Palm Beach	1
Bear Grass, Palm Beach	1
Azalea Park, Osceola	1
Fortwalton Beach, Okaloosa	1
Garland, Orange	1
Fort Denaud, Glades	1
Fort Meyers, Lee	1
Fl State Lot, Leon	1
Flamingo Lodge, Dade	1
Fairless Hills, Broward	1
Everett, Dade	1
Homer, Escambia	1
Havana, Leon	1
Hialeah, Unknown	1
Hickory, Lee	1
Longwood, Orange	1
Lehigh Cares, Lee	1
Live Oak, Columbia	1
Loganville, Orange	1
Lake Mary, Lake	1
Lansdale, Lake	1
Lapeer, Manatee	1

COVID-19: characteristics of 2,229,567 Florida resident cases

Data through May 9, 2021 verified as of May 10, 2021 at 09:25 AM

Data in this report are provisional and subject to change.

The table below includes the cities and counties of residence for cases in Florida residents based on the patient's ZIP Code.

Note that city is not always received as part of the initial notification and may be missing while the case is being investigated.

City and county	Cases
Jeffersonville, Broward	1
Oviedo, Leon	1
Ponte Vedra Beach, Orange	1
Port Orange , Volusia	1
Port Saint Lucie, Indian River	1
Porter Ranch, Dade	1
Raiford, Bradford	1
Republic, Monroe	1
Richmond, Palm Beach	1
Pompano Beach, Alachua	1
San Antonio, Dade	1
Russellville, Hillsborough	1
Saint Augustine, Okaloosa	1
Ridgewood, Broward	1
Riverview, Manatee	1
Rochester, Broward	1
Roseland, Palm Beach	1
Steinhatchee, Alachua	1
Sanford, Palm Beach	1
Sebastian, Lake	1
Miami, Charlotte	1
Miamii, Dade	1
Miami Garden, Unknown	1
Middleburg, Duval	1
Midland, Osceola	1
Missing, Hamilton	1
Missing, Wakulla	1
Monterey, Broward	1
Mumford, Manatee	1
N/A, Duval	1
Naples, Alachua	1
Ocean City, Broward	1
Old Town, Gilchrist	1
Opa Locka, Polk	1
Orem, Sarasota	1
Wilbur By The Sea, Volusia	1
Willowbrook, Lee	1
Wilmington, Pasco	1
Westerville, Hillsborough	1
Wilton Manors, Dade	1
Windermere, Okaloosa	1
Winter Garden, Hillsborough	1
Woodland Hills, Brevard	1
Village Of Palm Springs, Palm Beach	1
Virginia Beach, Alachua	1
Wayne, Palm Beach	1
Webster, Pasco	1
Wekiva Springs, Orange	1
Union City, Bradford	1
University Of Central FI, Pasco	1
Tower Lakes, Lee	1
Tallahassee, Wakulla	1
Tampa, Escambia	1
Tampa, Manatee	1
Tangerine, Lake	1
Youngstown, Calhoun	1
Yulee, Duval	1
Plant City, Hendry	1
Plant City, Pinellas	1

COVID-19: characteristics of 2,229,567 Florida resident cases

Data through May 9, 2021 verified as of May 10, 2021 at 09:25 AM

Data in this report are provisional and subject to change.

The table below includes the cities and counties of residence for cases in Florida residents based on the patient's ZIP Code.

Note that city is not always received as part of the initial notification and may be missing while the case is being investigated.

City and county	Cases
Plantation, Unknown	1
Richmond Heights, Dade	1
Ridge Manor, Hernando	1
Riverview, Pinellas	1
Rochester, Lee	1
Rosemary Beach, Bay	1
Saint Cloud, Orange	1
Ponce, Orange	1
Port Saint Lucie, Duval	1
Pound Ridge, Leon	1
Parlin, Broward	1
Orlando, Highlands	1
Orem, Nassau	1
Olando, Orange	1
Ocoee, Polk	1
Summerville, Dade	1
Tallahassee, Escambia	1
Telluride, Lee	1
Tinley Park, Lee	1
University Of Central Fl, Dade	1
Stockbridge, Leon	1
Sullivans Island, Dade	1
Tampa, Lee	1
Tampa, Polk	1
Saint Petersburg, Dade	1
San Juan, Osceola	1
San Pedro Sula, Dade	1
Sandy, Duval	1
Sevierville, Dade	1
South Otselic, Dade	1
Southampton, Palm Beach	1
Winter, Pinellas	1
Windermere, Polk	1
Winter Park, Lake	1
Wayne, Dade	1
West Lafayette, Desoto	1
West Simsbury, Collier	1
Downers Grove, St. Lucie	1
Export, Palm Beach	1
Fort Myers, Lake	1
Felda, Palm Beach	1
Flagler Beach, Volusia	1
Flora, Lee	1
Fruitland Park, Sumter	1
Gainesville, Marion	1
Gastonia, Polk	1
Fresno, Pasco	1
Green, Clay	1
Greensburg, Orange	1
Greenville, Monroe	1
Groveland, Broward	1
Gulf Shores, Escambia	1
Clearwater, Highlands	1
Columbia, Orange	1
Coral Gables, Unknown	1
Crestview, Dade	1
Dade City, Polk	1
Darien, Pasco	1
Delrey Beach, Palm Beach	1

COVID-19: characteristics of 2,229,567 Florida resident cases

Data through May 9, 2021 verified as of May 10, 2021 at 09:25 AM

Data in this report are provisional and subject to change.

The table below includes the cities and counties of residence for cases in Florida residents based on the patient's ZIP Code.

Note that city is not always received as part of the initial notification and may be missing while the case is being investigated.

City and county	Cases
Arcadia, Charlotte	1
Aspen, Palm Beach	1
Atl, Broward	1
Atlanta, Broward	1
Aurburndale, Polk	1
Aventura, Unknown	1
Azalea Park, Sarasota	1
Biscayne Park, Broward	1
Alpharetta, Alachua	1
Apalachicola, Leon	1
Brooksville, Columbia	1
Bryn Mawr, Collier	1
Canfield, Duval	1
Missing, Hendry	1
Milford, Palm Beach	1
Minneapolis, Broward	1
Missing, Baker	1
Melbourne, Dade	1
Melbourne, Orange	1
Miami Beach, Palm Beach	1
Miami Granders, Dade	1
Naugatuck, Lee	1
New Vernon, Sarasota	1
New York, Broward	1
Myakka, Duval	1
Newport Beach, Palm Beach	1
North Adams, Manatee	1
North Little Rock, Palm Beach	1
Northville, Broward	1
Ocala, Indian River	1
Ocoee, Broward	1
Maitland, Unknown	1
Matlacha Island, Lee	1
Lake City, Volusia	1
Los Angeles, Polk	1
Lakeland, Pasco	1
Johns Island, Wakulla	1
Knoxville, Duval	1
Hilliard, Dade	1
Hollywood, Leon	1
Homestead, Monroe	1
Humble, Broward	1
Harrison, Dade	1
Havanna, Gadsden	1
Jacksonville, Flagler	1
Jacksonville, Palm Beach	1
Palm Coast, Duval	1
Orlando, Union	1
Ovido, Seminole	1
Oxford, Palm Beach	1
Opalocka, Dade	1
North Canton, Palm Beach	1
Oakland, Leon	1
Ocala, Alachua	1
Okeechobee, St. Lucie	1
Miami, Collier	1
Miami, St. Lucie	1
Marshall, Palm Beach	1
New Richmond, Volusia	1

COVID-19: characteristics of 2,229,567 Florida resident cases

Data through May 9, 2021 verified as of May 10, 2021 at 09:25 AM

Data in this report are provisional and subject to change.

The table below includes the cities and counties of residence for cases in Florida residents based on the patient's ZIP Code.

Note that city is not always received as part of the initial notification and may be missing while the case is being investigated.

City and county	Cases
Steinhatchee, Madison	1
Spring Park, Alachua	1
South Burlington, Orange	1
Sarasota, Charlotte	1
Sarasota, Hillsborough	1
Shannon, Collier	1
Soddy Daisy, Broward	1
Soldotna, Broward	1
Saint Cloud, Lee	1
Saint Johns, Orange	1
San Antonio, Sarasota	1
Sanford, Volusia	1
Rio Dell, Volusia	1
Rochelle, Volusia	1
Port Saint Lucie, Orange	1
Princeton, Alachua	1
Provincetown, Collier	1
Panama City, Walton	1
Perry, Leon	1
Perth Amboy, Monroe	1
Winter Park, Osceola	1
Wood River, Polk	1
Worcester, Palm Beach	1
Wheaton, Lee	1
Wilmington, Broward	1
Wesley Chapel, Alachua	1
Umatilla, Alachua	1
University Of Central Florida, Monroe	1
Tampa, Volusia	1
Tangerine, Seminole	1
Tamarac, Seminole	1
Virginia Beach, Hernando	1
Waco, Broward	1
Washington, Broward	1
Tewksbury, Orange	1
Toms River, Dade	1
Winter Park, Alachua	1
Bronx, Broward	1
Carol Stream, Orange	1
Castleberry, Escambia	1
Buffalo, Palm Beach	1
Bryant, Alachua	1
Alanson, Bay	1
Aollywoss, Dade	1
Apo, Pasco	1
Apopka, Flagler	1
Belleair, Hillsborough	1
Bohealia, Lee	1
Blowing Rock, Polk	1
Dorchester, Orange	1
Estero, Collier	1
Fanning Springs, Levy	1
Felton, Manatee	1
DeLand, Polk	1
Cumberland, Palm Beach	1
Dade City, Hillsborough	1
Dallas, Lee	1
De Leon Springs, Putnam	1
Dearborn, Lee	1

COVID-19: characteristics of 2,229,567 Florida resident cases

Data through May 9, 2021 verified as of May 10, 2021 at 09:25 AM

Data in this report are provisional and subject to change.

The table below includes the cities and counties of residence for cases in Florida residents based on the patient's ZIP Code.

Note that city is not always received as part of the initial notification and may be missing while the case is being investigated.

City and county	Cases
Clear Brook, Lee	1
Charlotte, Pasco	1
Crestview, Holmes	1
College Station, Lake	1
Columbus, Brevard	1
Cookeville, Seminole	1
Cooksville, Duval	1
Fort Myers, Dade	1
Floral, Escambia	1
Gainesville, Baker	1
Gilmer, Dade	1
Grassy Key, Monroe	1
Haledon, Dade	1
Jacksonville, Manatee	1
Jamaica, Broward	1
Kingsland, Duval	1
Kissimmee, Brevard	1
Haverford, Hillsborough	1
Herrin, Orange	1
Jersey City, Polk	1
Miamf, Dade	1
Miami G, Dade	1
Marianna, Calhoun	1
Los Angeles, Palm Beach	1
Lyndhurst, Broward	1
Magnolia Square, Osceola	1
Maitland, Alachua	1
Labelle, Dade	1
Lake In The Hills, Columbia	1
Lake Placid, Alachua	1
Lake Worth Beach, Broward	1
Lemoyne, Manatee	1
Lawrence Township, Palm Beach	1
Lander, Citrus	1
Las Vegas, Orange	1
Zolfo Springs, Polk	1
Yukon, Broward	1
Winter Park, Broward	1
Westbrook, Dade	1
Wichita, Volusia	1
Washington, Unknown	1
Winder Garden, Orange	1
Windermere, Leon	1
Windermere, Osceola	1
Windermere, Seminole	1
Winter Garden, Broward	1
Wells, Polk	1
Winter Garden, Pinellas	1
Tulsa, Orange	1
Tiffin, Highlands	1
Sun City Center, Hardee	1
Tallahassee, Duval	1
Tampa, Palm Beach	1
Tavares, Marion	1
Temple Terrace, Pasco	1
Saint Petersburg, St. Lucie	1
Sandford, Seminole	1
Sarasota, Flagler	1
Saxis, Lee	1

COVID-19: characteristics of 2,229,567 Florida resident cases

Data through May 9, 2021 verified as of May 10, 2021 at 09:25 AM

Data in this report are provisional and subject to change.

The table below includes the cities and counties of residence for cases in Florida residents based on the patient's ZIP Code.

Note that city is not always received as part of the initial notification and may be missing while the case is being investigated.

City and county	Cases
Schenectady, Polk	1
Sebring, Lee	1
Shelton, Manatee	1
Sodus, Charlotte	1
Spring Hill , Hernando	1
Spring Hill, Dade	1
Starke, Clay	1
Stone Mountain, Palm Beach	1
New Orleans, Palm Beach	1
Newark, Broward	1
Newburgh, Bay	1
Navarre, Dade	1
Ocoee, Osceola	1
Okeechobee, Broward	1
North Pole, Seminole	1
North Port, Lee	1
Orange City, Seminole	1
Orange Park , Duval	1
Orem, Broward	1
Old Town, Alachua	1
Omaha, Palm Beach	1
Ona, Manatee	1
Oviedo, Brevard	1
Pacifica, Dade	1
Orlando, Columbia	1
Orlando, Indian River	1
Orlando, Sarasota	1
Plantation, Orange	1
Pompano Beach, Martin	1
Parker, Dade	1
Parker, Leon	1
Palm Coast, Polk	1
Saint Johns, Unknown	1
Rye, Duval	1
Rex, Duval	1
Potomac, Palm Beach	1
Port Everglades, Broward	1
Lewisburg, Pasco	1
Leesburg, Marion	1
Littleton, Dade	1
Los Angeles, Hardee	1
Macdill Air Force Base, Hillsborough	1
Miami, Manatee	1
Middlesburg, Duval	1
Miami Beach, Broward	1
Manchester, Okaloosa	1
Margate, Dade	1
Marshall, Dade	1
Medford, Palm Beach	1
Harrison, Pinellas	1
Granada Hills, Broward	1
Guilford, Dade	1
Holly Ridge, Orange	1
Homeless, Polk	1
Homestead, Orange	1
Homosassa, Hernando	1
Homossassa, Citrus	1
Lake City, Hamilton	1
Jerusalem, St. Johns	1

COVID-19: characteristics of 2,229,567 Florida resident cases

Data through May 9, 2021 verified as of May 10, 2021 at 09:25 AM

Data in this report are provisional and subject to change.

The table below includes the cities and counties of residence for cases in Florida residents based on the patient's ZIP Code.

Note that city is not always received as part of the initial notification and may be missing while the case is being investigated.

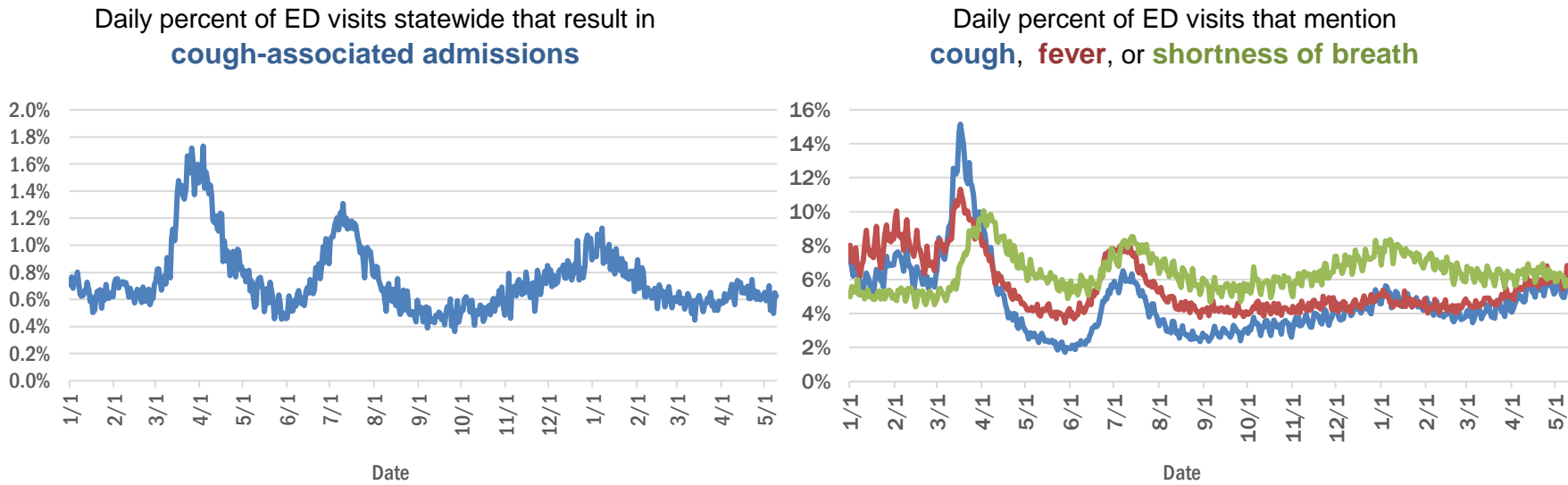
City and county	Cases
La Grange, Dade	1
East Hampton, Palm Beach	1
Foley, Escambia	1
Fort Myers, Manatee	1
Fort Myers, Unknown	1
Fort Myers-, Lee	1
Gainesville, Duval	1
Davenport, Orange	1
Daytona Beach, Unknown	1
Deland, St. Lucie	1
Deltona, Orange	1
Cuttler Bay, Dade	1
Cypress, Leon	1
Coconut Creek, Dade	1
Columbus, Dade	1
Conway, Leon	1
Coventry, Broward	1
Altoona, Marion	1
Argyle, Walton	1
Athens, Duval	1
Bogota, Orange	1
Bal Harbor, Dade	1
Bridgeport, Dade	1
Bristol, Broward	1
Bronx, Palm Beach	1
Cambridge, Broward	1
Bradenton, Dade	1
Bradenton, Osceola	1
Clermont, Seminole	1
Clermont, Volusia	1
Clewiston, Glades	1
Total	2,229,567

COVID-19: additional surveillance information

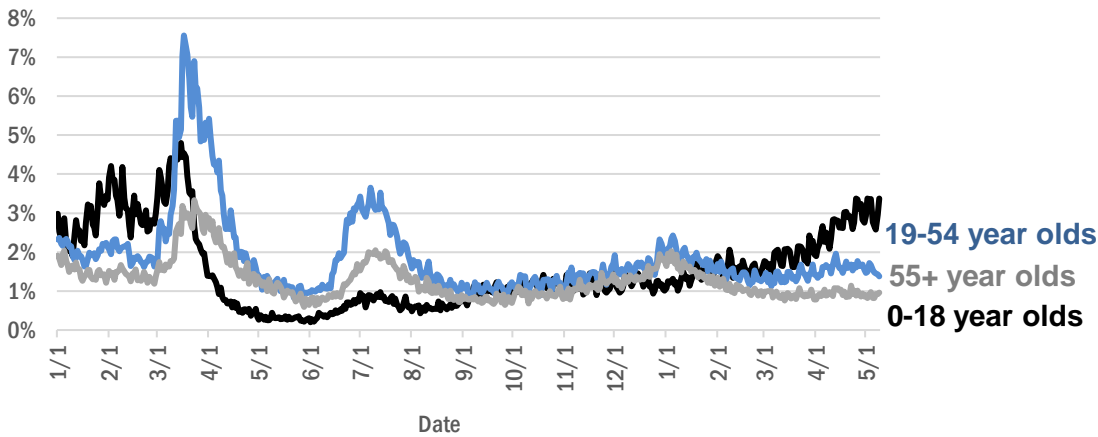
Data through May 9, 2021 verified as of May 10, 2021 at 09:25 AM

Data in this report are provisional and subject to change.

Statewide emergency department (ED) chief complaint and admission data



Daily percent of ED visits statewide that mention cough by age group



The Electronic Surveillance System for the Early Notification of Community-Based Epidemics (ESSENCE-FL) includes chief complaint data from 211 of 211 Florida EDs. Data are transmitted electronically to ESSENCE-FL daily or hourly.

COVID-19: testing by laboratory

Data through May 9, 2021 verified as of May 10, 2021 at 09:25 AM

Data in this report are provisional and subject to change.

The numbers in the table below represent the number of Florida and non-Florida residents for whom test results were received by the Department of Health. A person can be tested by more than one laboratory and can have both positive and negative results. **Therefore, the sum of the numbers in each column will be larger than the total number of people tested.**

Reporting lab	Inconclusive	Negative	Positive	Percent positive	Total
CURATIVE LABS	16,587	1,822,857	285,033	13%	2,124,477
LABORATORY CORPORATION OF AMERICA	2,676	1,718,780	232,890	12%	1,954,346
QUEST DIAGNOSTICS	12,491	1,439,168	210,899	13%	1,662,558
BIO REFERENCE LABORATORIES, INC	7,571	989,353	190,740	16%	1,187,664
HELIX	10,789	778,617	135,367	15%	924,773
REALTOX LABS LLC	7,062	632,106	103,927	14%	743,095
NOMI_HEALTH	3,677	604,975	82,701	12%	691,353
RCA LABORATORY SERVICES, LLC/GENETWORX		509,290	56,924	10%	566,214
PALM BEACH BALLPARK		413,573	46,782	10%	460,355
GENETWORX	661	390,596	33,003	8%	424,260
PWNHEALTH	2,357	342,839	47,485	12%	392,681
CDR MAGUIRE - HEALTH CARE CENTER		338,620	51,563	13%	390,183
IMPACT HEALTH BIOMETRIC TESTING, INC	1,054	238,633	28,790	11%	268,477
BPHL-JACKSONVILLE	18	207,611	35,560	15%	243,189
EAST FLORIDA STATE COLLEGE - BREVARD		212,886	26,986	11%	239,872
ADVENTHEALTH LAB	99	194,804	25,009	11%	219,912
FULGENT DIAGNOSTICS LABORATORY	4,223	185,034	21,287	10%	210,544
BPHL-MIAMI	225	177,709	29,065	14%	206,999
NOMI HEALTH LAB SERVICES		172,680	20,004	10%	192,684
MAKO GENOMICS	8,275	147,261	27,140	15%	182,676
CB SMITH PARK		150,114	18,792	11%	168,906
AEGIS SCIENCES CORPORATION	1,439	143,392	22,589	13%	167,420
BAYCARE LABORATORIES LLC	690	152,292	12,701	8%	165,683
MAYO CLINIC LABORATORIES	346	147,019	18,021	11%	165,386
MEMORIAL REGIONAL HOSPITAL SOUTH	31	129,388	25,843	17%	155,262
ORLANDO HEALTH SYSTEM	687	138,881	13,987	9%	153,555
ELABNETWORK	1,059	139,840	12,023	8%	152,922
ASCENSION SACRED HEART HOSPITAL - PENSACOLA	2	119,295	18,194	13%	137,491
BIOCOLLECTIONS WORLDWIDE, INC	777	119,590	13,947	10%	134,314
NORTHWEST LABORATORY	247	121,152	6,479	5%	127,878
AKESOGEN		106,465	20,576	16%	127,041
TESTING MATTERS INC	1,459	104,317	19,697	16%	125,473
BPHL-TAMPA (SPECTRUM BLVD)	46	98,198	18,144	16%	116,388
ADVENT HEALTH LAB	112	101,258	13,955	12%	115,325
UF HEALTH MEDICAL LAB	33	104,611	9,850	9%	114,494
MEDICAL DIAGNOSTIC LABORATORIES	977	98,616	14,224	12%	113,817
TAMPA GENERAL HOSPITAL	4	103,873	9,901	9%	113,778
DIATHERIX LABORATORIES (VRL EUROFINs)	1	91,699	13,496	13%	105,196
BAPTIST HEALTH SOUTH FLORIDA	402	91,161	13,479	13%	105,042
KORVALABS, INC	1,286	92,712	4,754	5%	98,752
SUNPATH MEDICAL DIAGNOSTICS LABORATORY	848	80,754	12,463	13%	94,065
ASCENSION ST VINCENT'S - RIVERSIDE	2	76,952	10,678	12%	87,632
LAKELAND REGIONAL MEDICAL CENTER	289	76,639	9,894	11%	86,822
JACKSON MEMORIAL HOSPITAL CLINICAL LAB	79	73,322	12,495	15%	85,896
SOUTH MIAMI HOSPITAL LAB	482	75,018	10,345	12%	85,845
MINUTECLINIC LLC		67,620	11,238	14%	78,858
INGENIOUS PERSONALIZED MEDICINE	263	65,124	12,928	17%	78,315

COVID-19: testing by laboratory

Data through May 9, 2021 verified as of May 10, 2021 at 09:25 AM

Data in this report are provisional and subject to change.

The numbers in the table below represent the number of Florida and non-Florida residents for whom test results were received by the Department of Health. A person can be tested by more than one laboratory and can have both positive and negative results. **Therefore, the sum of the numbers in each column will be larger than the total number of people tested.**

Reporting lab	Inconclusive	Negative	Positive	Percent positive	Total
UF HEALTH SHANDS HOSPITAL	541	68,694	4,886	7%	74,121
AMERICAN HEALTH ASSOCIATES	9	67,305	5,453	7%	72,767
APPLIED INGENUITY DIAGNOSTICS LLC		65,420	3,381	5%	68,801
AIT LABORATORIES		56,402	6,919	11%	63,321
BAPTIST HEALTH - JACKSONVILLE	4	56,884	4,251	7%	61,139
GENESIS REFERENCE LABORATORIES		54,112	5,531	9%	59,643
ADVENTIST HEALTH SYSTEMS SUNBELT INC DBA		51,222	6,652	11%	57,874
SARASOTA MEMORIAL HOSPITAL MAIN LAB	12	51,265	4,216	8%	55,493
AMELIA EARHART		47,095	7,745	14%	54,840
TALLAHASSEE MEMORIAL HOSPITAL	242	48,155	5,682	11%	54,079
BROWARD GENERAL MEDICAL CENTER-CLINICAL LAB	2	48,465	5,256	10%	53,723
NICKLAUS CHILDREN'S HOSPITAL	74	47,674	5,904	11%	53,652
ARUP LABORATORIES	16	50,114	2,926	6%	53,056
FLORIDA HOSPITAL - TAMPA	37	47,060	3,667	7%	50,764
MEDFAST URGENT CARE CENTERS, LLC	20	43,071	6,450	13%	49,541
DWIC OF TAMPA BAY INC		42,994	5,860	12%	48,854
INTEGRATED REGIONAL LABORATORIES LLP	16	40,365	5,627	12%	46,008
VIRACOR EUROFINS		36,103	9,851	21%	45,954
MILLENNIUM PHYSICIAN GROUP	17	38,006	7,453	16%	45,476
UNIVERSITY OF MIAMI HOSPITAL	156	40,942	4,029	9%	45,127
LEE HEALTH - CAPE CORAL HOSPITAL	3	38,717	6,127	14%	44,847
UF HEALTH JACKSONVILLE	61	39,117	4,362	10%	43,540
ECCO LAB GROUP CO	547	36,381	4,808	12%	41,736
MOUNT SINAI MEDICAL CENTER	15	34,996	3,669	9%	38,680
NORTH FLORIDA REGIONAL MEDICAL CENTER		34,532	3,760	10%	38,292
ST JOSEPHS HOSPITAL LABORATORY	23	33,415	4,158	11%	37,596
NIGHT LITE PEDIATRIC CENTER LLC		34,098	3,494	9%	37,592
ORANGE COUNTY CONVENTION CENTER		33,330	3,721	10%	37,051
BRANDON REGIONAL HOSPITAL		32,789	4,229	11%	37,018
WALGREENS	38	30,410	5,608	16%	36,056
STS LAB 2 LLC	6	34,005	1,873	5%	35,884
GENESIS MEDICAL LABORATORY	473	30,106	5,242	15%	35,821
MIAMI DADE COUNTY		32,091	3,527	10%	35,618
JUPITER MEDICAL CENTER LAB	88	31,308	2,995	9%	34,391
JFK MEDICAL CENTER LAB	1	29,623	3,688	11%	33,312
PALMETTO GENERAL HOSPITAL LAB	3	27,445	5,179	16%	32,627
HOLY CROSS HOSPITAL CLINICAL LAB	1	29,818	2,752	8%	32,571
WATSON CLINIC LLP		25,728	6,020	19%	31,748
AVENTUS BIO LABS	17	26,951	3,659	12%	30,627
CLEVELAND CLINIC TRADITION HOSPITAL		26,633	2,172	8%	28,805
MIAMI BEACH CONVENTION CENTER		26,105	2,110	7%	28,215
INFINITY BIOLOGIX LLC (GINKO BIOWORKS)	118	26,745	1,244	4%	28,107
MALABAR MEDICAL WALK IN CLINIC	1	23,437	4,588	16%	28,026
CLEVELAND CLINIC HOSPITAL LAB	4	25,335	2,671	10%	28,010

COVID-19: testing by laboratory

Data through May 9, 2021 verified as of May 10, 2021 at 09:25 AM

Data in this report are provisional and subject to change.

The numbers in the table below represent the number of Florida and non-Florida residents for whom test results were received by the Department of Health. A person can be tested by more than one laboratory and can have both positive and negative results. **Therefore, the sum of the numbers in each column will be larger than the total number of people tested.**

Reporting lab	Inconclusive	Negative	Positive	Percent positive	Total
HEALTHLINK DIAGNOSTIC LABORATORIES	298	25,160	2,479	9%	27,937
ACCESS DX LABORATORY	233	24,144	2,155	8%	26,532
MORTON PLANT HOSPITAL-ADLER INSTITUTE	26	23,590	2,881	11%	26,497
SAINT MARY'S MEDICAL CENTER	27	22,764	2,493	10%	25,284
LAB DIAGNOSTICS LLC	400	19,105	5,387	22%	24,892
UNITED CLINICAL LABORATORY LLC	3	22,053	2,799	11%	24,855
DRS CLACK SPENCER WHITE & MCCORMACK PA D/B/A		22,377	2,180	9%	24,557
BAYFRONT HEALTH - ST PETERSBURG	17	21,227	2,702	11%	23,946
PANCARE OF FLORIDA INC		21,231	2,564	11%	23,795
STATLAB_MOBILE	1	20,547	2,064	9%	22,612
NAPLES COMMUNITY HOSPITAL	74	20,045	2,080	9%	22,199
PATIENTS FIRST LAKE ELLA MEDICAL CENTER PA		18,565	3,340	15%	21,905
HOMESTEAD HOSPITAL CLINICAL LABORATORY	27	17,646	3,635	17%	21,308
LEESBURG REGIONAL MEDICAL CENTER		18,753	2,539	12%	21,292
CLARITY LAB SOLUTIONS	114	18,997	2,180	10%	21,291
VISTA CLINICAL DIAGNOSTICS	491	18,400	2,222	11%	21,113
LAWNWOOD REGIONAL MEDICAL CENTER	1	18,616	2,492	12%	21,109
OSCEOLA REGIONAL MEDICAL CENTER	1	18,341	2,510	12%	20,852
SYNERGY DIAGNOSTIC LABORATORY	98	18,212	2,485	12%	20,795
ADVENT HEALTH - DAYTONA BEACH	32	18,890	1,770	9%	20,692
NORTHWEST MEDICAL CENTER	1	18,165	2,457	12%	20,623
EXACT SCIENCES LABORATORIES	1	18,177	2,308	11%	20,486
MEMORIAL HOSPITAL JACKSONVILLE	8	17,419	2,914	14%	20,341
ORANGE PARK MEDICAL CENTER	9	16,723	2,880	15%	19,612
BETHESDA HOSPITAL EAST		17,739	1,699	9%	19,438
OAK HILL HOSPITAL		17,147	2,079	11%	19,226
LABS ASAP LLC		17,555	1,653	9%	19,208
DELRAY MEDICAL CENTER LAB	3	17,166	1,833	10%	19,002
INDIAN RIVER PATHOLOGY LLC		17,438	1,348	7%	18,786
MEMORIAL REGIONAL HOSPITAL CLINICAL LABORATORY	11	17,499	1,149	6%	18,659
WEST KENDALL BAPTIST HOSPITAL	14	14,938	3,313	18%	18,265
MEDRITE MEDICAL CARE, PC	6,840	10,377	1,032	6%	18,249
BAPTIST HEALTH - SOUTH		16,830	1,351	7%	18,181
NEMOURS CHILDRENS HOSPITAL	1	16,983	1,069	6%	18,053
ADVENTHEALTH CENTRA CARE LAKE BUENA VISTA		15,854	2,181	12%	18,035
LARGO MEDICAL CENTER		15,688	1,854	11%	17,542
WINTER HAVEN HOSPITAL CLINICAL LABORATORY	4	14,865	2,626	15%	17,495
HEALTH CENTER AT SINAI RESIDENCES		16,924	506	3%	17,430
BIOCERNA LABS	461	14,582	2,112	12%	17,155
MEDICAL CENTER OF TRINITY CLINICAL LABORATORY	2	15,369	1,729	10%	17,100
MOLECULAR INFECTIOUS DISEASES	659	15,695	745	4%	17,099
ACCESS MEDICAL LABORATORIES	4	8,756	8,336	49%	17,096
PALMS WEST HOSPITAL LAB	2	14,728	2,190	13%	16,920
THE HEALTHCARE DISTRICT OF PALM BEACH COUNTY	51	14,633	2,063	12%	16,747
FULGENT DIAGNOSTICS	172	15,459	1,007	6%	16,638

COVID-19: testing by laboratory

Data through May 9, 2021 verified as of May 10, 2021 at 09:25 AM

Data in this report are provisional and subject to change.

The numbers in the table below represent the number of Florida and non-Florida residents for whom test results were received by the Department of Health. A person can be tested by more than one laboratory and can have both positive and negative results. **Therefore, the sum of the numbers in each column will be larger than the total number of people tested.**

Reporting lab	Inconclusive	Negative	Positive	Percent positive	Total
NATIONWIDE LABORATORY SERVICES INC	562	14,188	1,882	11%	16,632
UHEALTH CORAL GABLES/LENNAR MED CTR	55	15,290	1,104	7%	16,449
BAPTIST HEALTHCARE - BAPTIST HOSPITAL	6	13,049	3,332	20%	16,387
LEE HEALTH - LEE MEMORIAL HOSPITAL		12,525	3,795	23%	16,320
WELLINGTON REGIONAL MED CTR LAB	6	14,468	1,798	11%	16,272
PRIVA PATH LABS	83	15,008	1,023	6%	16,114
MERCY HOSPITAL A CAMPUS OF PLANTATION GEN HOSP LAB	1	13,749	2,353	15%	16,103
WEST FLORIDA HOSPITAL LAB	1	12,842	3,193	20%	16,036
WESTSIDE REGIONAL MED CTR	2	13,628	2,294	14%	15,924
GOOD SAMARITAN MEDICAL CENTER LAB	2	13,939	1,976	12%	15,917
REGIONAL MEDCIAL CENTER BAYONET POINT	2	14,517	1,255	8%	15,774
THE VILLAGES REGIONAL HOSPITAL		13,797	1,452	10%	15,249
CARDIOPATH	84	13,132	1,927	13%	15,143
GULF COAST MEDICAL CENTER MICROLAB		11,899	3,142	21%	15,041
LEE DAVIS COMMUNITY RESOURCE CENTER		12,787	2,173	15%	14,960
AVENTURA HOSPITAL LAB		12,173	2,710	18%	14,883
CORAL GABLES HOSPITAL CLINICAL LABORATORY		12,629	2,122	14%	14,751
NONA SCIENTIFIC	5	11,545	3,171	22%	14,721
INDIAN RIVER MEDICAL CENTER LAB		13,669	852	6%	14,521
BAPTIST HEALTH SOUTH FLORIDA - WEST KENDALL URGENT CARE		12,088	2,359	16%	14,447
CAPITAL REGIONAL MEDICAL CTR		11,886	2,545	18%	14,431
PRECISION HEALTH RESOURCES LLC		13,459	940	7%	14,399
BLAKE MEDICAL CENTER		12,614	1,650	12%	14,264
WEST BOCA MEDICAL CENTER LAB		13,242	1,022	7%	14,264
HALIFAX MEDICAL CENTER LAB	40	12,008	2,065	15%	14,113
LEE HEALTH - HEALTH PARK MEDICAL CENTER		11,837	2,163	15%	14,000
MANATEE MEMORIAL HOSPITAL		12,754	1,159	8%	13,913
PALM BEACH GARDENS MEDICAL CTR LAB		12,312	1,317	10%	13,629
ST ANTHONY'S HOSPITAL LAB	30	11,832	1,658	12%	13,520
PHYSICIANS REGIONAL MEDICAL CENTER - PINE RIDGE RD	1	12,039	1,300	10%	13,340
CernerELR_Advent		11,740	1,592	12%	13,332
PLANTATION GENERAL HOSPITAL		11,253	1,999	15%	13,252
FAU		12,137	1,113	8%	13,250
LAKE CITY MEDICAL CENTER		10,743	2,348	18%	13,091
ST JOSEPHS HOSPITAL	18	11,027	1,881	15%	12,926
FLORIDA HOSPITAL HEARTLAND MED CTR CLINICAL LAB	33	11,265	1,582	12%	12,880
FLORIDA LABORATORY ANALYSIS		11,267	1,573	12%	12,840
GENOVA DIAGNOSTICS LABORATORY	70	11,479	1,134	9%	12,683
PATHNOSTICS	46	10,152	2,471	20%	12,669
FLORIDA MEDICAL CENTER - A CAMPUS OF NORTH SHORE	2	11,140	1,515	12%	12,657
ADVENTHEALTH CENTRA CARE WATERFORD LAKES		10,579	2,063	16%	12,642
LARKIN COMMUNITY HOSPITAL	10	11,011	1,584	13%	12,605
CENTRAL FLORIDA REGIONAL HOSPITAL		11,096	1,285	10%	12,381
EXPRESS GENE MOLECULAR DIAGNOSTICS LABORATORY	1	10,589	1,581	13%	12,171
JOHNS HOPKINS ALL CHILDREN'S HOSPITAL		11,425	727	6%	12,152
LAKE CITY HM		11,147	988	8%	12,135
BINAXNOW	10	9,185	2,928	24%	12,123

COVID-19: testing by laboratory

Data through May 9, 2021 verified as of May 10, 2021 at 09:25 AM

Data in this report are provisional and subject to change.

The numbers in the table below represent the number of Florida and non-Florida residents for whom test results were received by the Department of Health. A person can be tested by more than one laboratory and can have both positive and negative results. **Therefore, the sum of the numbers in each column will be larger than the total number of people tested.**

Reporting lab	Inconclusive	Negative	Positive	Percent positive	Total
NORTHSIDE HOSPITAL AND HEART INSTITUTE		10,964	1,157	10%	12,121
ADVENT HEALTH - WESLEY CHAPEL	14	10,952	1,141	9%	12,107
DOCTORS HOSPITAL	7	10,224	1,867	15%	12,098
PWN HEALTH	17	9,958	2,083	17%	12,058
COAST DIAGNOSTICS LLC	53	10,691	1,278	11%	12,022
VIKOR SCIENTIFIC	49	10,079	1,888	16%	12,016
MEASE COUNTRYSIDE LAB	14	10,619	1,330	11%	11,963
FLORIDA HOSPITAL WATERMAN LABORATORY	70	10,997	865	7%	11,932
CORAL SPRINGS MED CTR		10,695	1,158	10%	11,853
HEALTHQUEST ESOTERICS		10,173	1,653	14%	11,826
FLORIDA HOSPITAL DELAND	10	10,361	1,402	12%	11,773
ST MARKS HOSPITAL LABORATORY B	78	10,627	1,002	9%	11,707
ADVENTHEALTH CENTRA CARE ST CLOUD	1	10,018	1,669	14%	11,688
BAPTIST HEALTH SOUTH FLORIDA - COUNTRY WALK URGENT CARE		9,663	2,021	17%	11,684
SARKIS CLINICAL TRIALS	25	10,165	1,376	12%	11,566
AMERICAN FAMILY CARE	1	6,892	4,539	40%	11,432
WEST PALM HOSPITAL LAB		10,534	862	8%	11,396
LEON MEDICAL CENTERS LLC		9,092	2,245	20%	11,337
GENE BY GENE, GENOMICS RESEARCH CENTER LAB	44	10,523	704	6%	11,271
SYNERGY LABORATORIES	37	9,956	1,222	11%	11,215
NCF DIAGNOSTICS & DNA TECHNOLOGIES LAB	240	10,318	569	5%	11,127
H LEE MOFFITT CANCER CENTER LABORATORY	4	10,756	285	3%	11,045
FLORIDA HOSPITAL FLAGLER	29	9,921	995	9%	10,945
MEDARBOR DIAGNOSTICS	1	9,561	1,159	11%	10,721
OCALA REGIONAL MEDICAL CENTER		9,411	1,289	12%	10,700
BROWARD HEALTH NORTH CLINICAL LABORATORY		9,428	1,168	11%	10,596
LABSTAT LLC	26	10,057	491	5%	10,574
LARKIN COMMUNITY HOSPITAL INC DBA CARDIOTROPIC		6,819	3,620	35%	10,439
FLORIDA HOSPITAL OCALA		9,285	1,127	11%	10,412
NCH DOWNTOWN NAPLES HOSPITAL	18	9,522	825	8%	10,365
NORTH SHORE MEDICAL CENTER		8,643	1,691	16%	10,334
AVECINA MEDICAL	4	6,206	4,108	40%	10,318
FLORIDA HOSPITAL OF CARROLLWOOD	23	8,811	1,469	14%	10,303
INDIAN RIVER MEDICAL CENTER		9,087	1,135	11%	10,222
ADVENTHEALTH CENTRA CARE CLERMONT		8,793	1,413	14%	10,206
FIRST CHOICE LABORATORY LLC	112	9,476	616	6%	10,204
LEE HEALTH - GULF COAST MEDICAL CENTER	2	8,339	1,819	18%	10,160
FLORIDA HOSPITAL ZEPHYRHILLS	10	8,986	1,129	11%	10,125
P4 CLINICAL, LLC	205	8,815	994	10%	10,014
ADVENTHEALTH CENTRA CARE UNIVERSITY	1	8,820	1,186	12%	10,007
SANTA ROSA MEDICAL CENTER	2	8,430	1,556	16%	9,988
NCH NORTH NAPLES HOSPITAL	9	8,952	907	9%	9,868
SRQ DRIVE THROUGH☐		8,944	905	9%	9,849
BAPTIST HEALTH - BEACHES		9,136	695	7%	9,831
ANNE BATES LEACH EYE HOSPITAL/ ABLEH MICROBIOLOGY LABORATORY	9	9,677	134	1%	9,820
ADVENTHEALTH CENTRA CARE WINTER PARK		8,767	1,028	10%	9,795
ADVENTHEALTH CENTRA CARE WINTER GARDEN	1	8,655	1,120	11%	9,776

COVID-19: testing by laboratory

Data through May 9, 2021 verified as of May 10, 2021 at 09:25 AM

Data in this report are provisional and subject to change.

The numbers in the table below represent the number of Florida and non-Florida residents for whom test results were received by the Department of Health. A person can be tested by more than one laboratory and can have both positive and negative results. **Therefore, the sum of the numbers in each column will be larger than the total number of people tested.**

Reporting lab	Inconclusive	Negative	Positive	Percent positive	Total
AVECINA	20	9,009	705	7%	9,734
BOSTON HEART DIAGNOSTICS CORP		8,460	1,218	13%	9,678
PALM BEACH BALL PARK		8,607	1,039	11%	9,646
ST LUCIE MEDICAL CENTER		7,916	1,690	18%	9,606
LEE HEALTH CONVENIENT CARE - PAGE FIELD		8,572	1,026	11%	9,598
CLEVELAND CLINIC MARTIN NORTH HOSPITAL		8,559	1,012	11%	9,571
PARAMOUNT URGENT CARE	4	5,953	3,577	38%	9,534
CLEVELAND CLINIC MARTIN SOUTH HOSPITAL	1	8,496	992	10%	9,489
MEMORIAL HOSPITAL WEST LABORATORY SERVICES	14	8,625	829	9%	9,468
BAPTIST HEALTH SOUTH FLORIDA - MIAMI LAKES URGENT CARE		7,451	1,997	21%	9,448
MEMORIAL HOSPITAL MICRO		8,799	602	6%	9,401
ADVENTHEALTH CENTRA CARE LAKELAND	1	8,097	1,292	14%	9,390
BAYCARE COMMUNITY HEALTH		9,071	199	2%	9,270
UNIVERSITY HOSPITAL AND MEDICAL CENTER		7,814	1,428	15%	9,242
MINUTECLINIC LLC		7,914	1,299	14%	9,213
SOUTH BAY HOSPITAL CLINICAL LAB	1	8,232	972	11%	9,205
INFORM DIAGNOSTICS, INC		8,662	529	6%	9,191
CERNERELR_BAYCARE	43	8,320	616	7%	8,979
POINCIANA MEDICAL CENTER		7,046	1,884	21%	8,930
ADVENTHEALTH CENTRA CARE LEE ROAD		7,971	958	11%	8,929
ADVENTHEALTH CENTRA CARE HUNTERS CREEK	3	7,721	1,179	13%	8,903
WEST MARION COMMUNITY HOSPITAL LAB		7,466	1,409	16%	8,875
QDX PATHOLOGY SERVICES	2	8,393	423	5%	8,818
KD MEDICAL CHOICE LLC	5	8,041	772	9%	8,818
ADVENTHEALTH CENTRA CARE SANFORD		7,653	1,086	12%	8,739
FLORIDA HOSPITAL FISH MEMORIAL	19	7,425	1,280	15%	8,724
ADVENTHEALTH EXPRESS CARE		7,205	1,471	17%	8,676
LAKEWOOD RANCH MEDICAL CENTER		7,997	674	8%	8,671
BAYFRONT HEALTH - PORT CHARLOTTE		7,970	662	8%	8,632
ISPM LABS, LLC DBA CAPSTONE DIAGNOSTICS, LLC		8,103	404	5%	8,507
ATLANTIS URGENT CARE	12	6,649	1,786	21%	8,447
MORTON PLANT-MEASE	5	7,570	835	10%	8,410
ADVENTHEALTH CENTRA CARE DR PHILLIPS		7,531	840	10%	8,371
ADVENTHEALTH CENTRA CARE LAKE MARY	2	7,240	1,070	13%	8,312
AVECINA MEDICAL OAKLEAF	3	6,977	1,330	16%	8,310
ADVENTHEALTH CENTRA CARE APOPKA	1	7,125	1,179	14%	8,305
ARCPOINT LABS OF FORT MYERS	5	7,278	956	12%	8,239
EMERALD COAST URGENT CARE		6,502	1,734	21%	8,236
BAPTIST HEALTH SOUTH FLORIDA - WESTCHESTER URGENT CARE		6,794	1,430	17%	8,224
HIALEAH HOSPITAL	4	6,412	1,794	22%	8,210
CERNERELR_BAPTISTMIAMI	31	7,313	862	11%	8,206
EGLIN AIR FORCE BASE	14	6,412	1,779	22%	8,205
ADVENTHEALTH CENTRA CARE MOUNT DORA		6,967	1,223	15%	8,190
ADVENTIST HEALTH SYSTEMS, SUNBELT INC		7,042	1,119	14%	8,161
SPORTS DRUG TESTING LABORATORY	144	7,775	223	3%	8,142
ADVENTHEALTH CENTRA CARE KISSIMMEE		7,247	846	10%	8,093
BAPTIST HEALTH SOUTH FLORIDA - DORAL URGENT CARE		6,432	1,540	19%	7,972

COVID-19: testing by laboratory

Data through May 9, 2021 verified as of May 10, 2021 at 09:25 AM

Data in this report are provisional and subject to change.

The numbers in the table below represent the number of Florida and non-Florida residents for whom test results were received by the Department of Health. A person can be tested by more than one laboratory and can have both positive and negative results. **Therefore, the sum of the numbers in each column will be larger than the total number of people tested.**

Reporting lab	Inconclusive	Negative	Positive	Percent positive	Total
OVIEDO MEDICAL CENTER		7,053	795	10%	7,848
MINUTECLINIC LLC #1067		6,734	1,108	14%	7,842
BAPTIST HEALTH - NASSAU		7,339	377	5%	7,716
EMPIRE CITY LABORATORIES INC	99	6,476	1,088	14%	7,663
ADVENTHEALTH CENTRA CARE ALTAMONTE		6,678	959	13%	7,637
WELLINGTON REGIONAL MEDICAL CENTER		7,022	614	8%	7,636
HOLMES REG MED CENTER CLINICAL LAB		6,803	785	10%	7,588
NCH NORTH NAPLES HOSPITAL LAB	15	6,733	831	11%	7,579
DYNIX DIAGNOSTIX		6,843	734	10%	7,577
MEDEXPRESS URGENT CARE OF BOYNTON BEACH LLC		6,944	624	8%	7,568
COMMUNITY HEALTH CENTERS OF PINELLAS INC	2	6,148	1,410	19%	7,560
ST PETERSBURG GENERAL HOSPITAL		6,384	1,071	14%	7,455
IMPERIAL POINT MEDICAL CENTER		6,800	650	9%	7,450
SUNCOAST PATHOLOGY ASSOCIATES		6,803	619	8%	7,422
MEDEXPRESS URGENT CARE HUDSON		6,369	1,038	14%	7,407
MEDEXPRESS URGENT CARE	2	5,161	2,231	30%	7,394
MINUTECLINIC LLC #8396		6,261	1,108	15%	7,369
HOLIDAY CVS LLC		6,869	408	6%	7,277
PARAMOUNT URGENT CARE INC	1	4,773	2,477	34%	7,251
ADVENTHEALTH CENTRA CARE AZALEA PARK		6,183	1,041	14%	7,224
ADVENT HEALTH - HEART OF FLORIDA ER	1	6,263	954	13%	7,218
GENOSUR LLC	26	7,061	97	1%	7,184
AVERO DIAGNOSTICS - IRVING	11	6,675	478	7%	7,164
MINUTECLINIC		6,094	1,031	14%	7,125
AHCC WESLEY CHAPEL		6,246	822	12%	7,068
CLINICAL REFERENCE LABORATORY	2	6,650	370	5%	7,022
ACUTIS DIAGNOSTICS	171	5,692	1,153	16%	7,016
ST JOSEPHS NORTH HOSPITAL LAB	7	5,976	1,031	15%	7,014
UNKNOWN	6	3,540	3,465	49%	7,011
ADVENTHEALTH CENTRA CARE OVIEDO		6,015	970	14%	6,985
FORT WALTON BEACH MEDICAL CENTER		5,970	943	14%	6,913
FLORIDA FAMILY LABORATORY, INC DBA	59	6,318	493	7%	6,870
PHARMCO RX	2	6,527	331	5%	6,860
LUMINUS DIAGNOSTICS		6,285	561	8%	6,846
MINUTECLINIC LLC #3703		5,546	1,277	19%	6,823
SOLARIS DIAGNOSTICS	11	6,194	605	9%	6,810
FLORIDA HOSPITAL NORTH PINELLAS	11	6,208	542	8%	6,761
MINUTE CLINIC LLC		5,857	870	13%	6,727
FLORIDA COMMUNITY HEALTH CENTER		5,439	1,288	19%	6,727
RAULERSON HOSPITAL		5,815	882	13%	6,697
ANGEL KIDS PEDIATRICS		6,313	357	5%	6,670
VISTA CLINICAL	8	3,905	2,727	41%	6,640
SPECTOR SCIENTIFIC LAB	21	5,521	1,082	16%	6,624
DOCTORS URGENT CARE LLC	1	5,359	1,182	18%	6,542
MICROGEN DX	4	5,779	731	11%	6,514
MEDCOMP SCIENCES LLC	140	4,248	2,112	32%	6,500
NORTHWEST FLORIDA COMMUNITY HOSPITAL	47	4,890	1,481	23%	6,418

COVID-19: testing by laboratory

Data through May 9, 2021 verified as of May 10, 2021 at 09:25 AM

Data in this report are provisional and subject to change.

The numbers in the table below represent the number of Florida and non-Florida residents for whom test results were received by the Department of Health. A person can be tested by more than one laboratory and can have both positive and negative results. **Therefore, the sum of the numbers in each column will be larger than the total number of people tested.**

Reporting lab	Inconclusive	Negative	Positive	Percent positive	Total
ADVENTHEALTH CENTRA CARE LONGWOOD		5,596	822	13%	6,418
BAPTIST HEALTH SOUTH FLORIDA - PEMBROKE PINES URGENT CARE		5,309	1,095	17%	6,404
LABORATORY OF FLORIDA LLC	41	5,792	564	9%	6,397
ADVENTHEALTH CENTRA CARE SOUTH ORANGE		5,500	895	14%	6,395
PUTNAM COMMUNITY MEDICAL CENTER		5,608	782	12%	6,390
ADVENTHEALTH CENTRA CARE PORT ORANGE		5,337	962	15%	6,299
ADVENTHEALTH CENTRA CARE ORANGE LAKE		5,514	780	12%	6,294
DOCTORS URGENT CARE OF LUTZ LLC	1	5,110	1,179	19%	6,290
URGENT CARE OF THE PALM BEACHES		5,225	1,041	17%	6,266
SOUTH FLORIDA BAPTIST HOSPITAL MICRO	4	5,154	1,052	17%	6,210
PEDIATRIC HEALTH CARE ALLIANCE PA		5,686	510	8%	6,196
ADVENTHEALTH CENTRA CARE SAND LAKE		5,459	682	11%	6,141
PRO CLINIC		5,030	1,096	18%	6,126
ALTRU DIAGNOSTICS INC	5	5,827	293	5%	6,125
COASTAL MED URGENT CARE		4,524	1,593	26%	6,117
MEDEXPRESS URGENT CARE - GOLDEN GATE		5,361	746	12%	6,107
MEDIPATH LLC		5,470	575	10%	6,045
HEALTH FIRST ADVENTHEALTH CENTRA CARE - TITUSVILLE		5,103	916	15%	6,019
MEDEXPRESS URGENT CARE - ROYAL PALM BEACH		5,332	667	11%	5,999
ADVENTHEALTH CENTRA CARE LEESBURG		4,896	1,057	18%	5,953
MEDEXPRESS URGENT CARE - ESTERO		5,301	639	11%	5,940
BAPTIST HEALTH - NORTH		4,776	1,160	20%	5,936
BAYFRONT HEALTH - VENICE REGIONAL MEDICAL	1	5,374	537	9%	5,912
PALMS OF PASADENA HOSPITAL		5,230	589	10%	5,819
BAPTIST HEALTH SOUTH FLORIDA - KENDALE LAKES URGENT CARE		4,670	1,084	19%	5,754
MINUTECLINIC LLC # 0709		4,850	892	16%	5,742
URGENT CARE CURE	2	4,920	785	14%	5,707
MEDICAL DNA LABS LLC	3	5,189	494	9%	5,686
SUNRISE MEDICAL LABORATORIES	2	5,265	411	7%	5,678
WESTCHESTER HOSPITAL	23	4,627	1,006	18%	5,656
PARAMOUNT URGENT CARE - WINDERMERE	3	3,810	1,830	32%	5,643
DOCTORS HOSPITAL OF SARASOTA CLINICAL LABORATORY		4,929	707	13%	5,636
MEDEXPRESS URGENT CARE PALM BEACH GARDENS		5,107	525	9%	5,632
TALLAHASSEE PRIMARY CARE ASSOCIATES		4,986	625	11%	5,611
THE CENTER FOR URGENT CARE	3	4,708	898	16%	5,609
ESCAMBIA COMMUNITY CLINICS INC	8	4,246	1,326	24%	5,580
BAPTIST HEALTH SOUTH FLORIDA - TAMiami TRAIL URGENT CARE		4,489	1,080	19%	5,569
HEALTH FIRST ADVENTHEALTH CENTRA CARE GATEWAY	1	5,010	558	10%	5,569
BAPTIST HEALTH SOUTH FLORIDA - CORAL SPRINGS URGENT CARE		4,756	786	14%	5,542
HIGHLANDS REGIONAL MEDICAL CENTER		4,659	876	16%	5,535
MEDEXPRESS URGENT CARE - LAKELAND		4,825	680	12%	5,505
TROPICANA FIELD - LOT 2□	19	4,935	494	9%	5,448
ADVENTHEALTH CENTRA CARE WINTER HAVEN	1	4,172	1,246	23%	5,419
BAYFRONT HEALTH - SEVEN RIVERS		4,941	474	9%	5,415
QUICK CARE MED PL	2	4,481	800	15%	5,283
BAPTIST HEALTH SOUTH FLORIDA - PINECREST URGENT CARE		4,533	750	14%	5,283
MARTIN HOSPITAL SOUTH LAB		4,966	293	6%	5,259

COVID-19: testing by laboratory

Data through May 9, 2021 verified as of May 10, 2021 at 09:25 AM

Data in this report are provisional and subject to change.

The numbers in the table below represent the number of Florida and non-Florida residents for whom test results were received by the Department of Health. A person can be tested by more than one laboratory and can have both positive and negative results. **Therefore, the sum of the numbers in each column will be larger than the total number of people tested.**

Reporting lab	Inconclusive	Negative	Positive	Percent positive	Total
BAYFRONT HEALTH - BROOKSVILLE		4,683	559	11%	5,242
ADVENTHEALTH PROMPT CARE	2	3,873	1,352	26%	5,227
BAPTIST HEALTH SOUTH FLORIDA - CORAL GABLES URGENT CARE		4,342	879	17%	5,221
BETHESDA HOSPITAL WEST		4,657	521	10%	5,178
FLAGLER HOSPITAL LABORATORY	8	4,046	1,122	22%	5,176
BAPTIST HEALTH SOUTH FLORIDA - PALMETTO BAY URGENT CARE		4,340	828	16%	5,168
BAPTIST HEALTH SOUTH FLORIDA - CORAL GABLES (UNIVERSITY) URGENT CARE		4,444	722	14%	5,166
TRINITY SPRINGS		4,436	729	14%	5,165
BAYFRONT HEALTH - SPRING HILL		4,669	423	8%	5,092
VENTURE MEDICAL OF FLORIDA LLC		4,676	408	8%	5,084
MINUTECLINIC LLC #3463		4,223	825	16%	5,048
MINUTECLINIC LLC #3662		4,245	749	15%	4,994
BAYFRONT HEALTH - PUNTA GORDA		4,588	372	8%	4,960
ASCENSION SACRED HEART - EMERALD COAST		4,159	791	16%	4,950
ADVENTHEALTH CENTRA CARE COLONIAL TOWN	2	4,390	546	11%	4,938
MINUTECLINIC LLC # 3930		4,202	687	14%	4,889
BAYFRONTVENICEREGIONAL		4,721	162	3%	4,883
MEASE DUNEDIN HOSPITAL	5	4,325	533	11%	4,863
MINUTECLINIC LLC #1771		4,099	758	16%	4,857
DESOTO MEMORIAL HOSPITAL	3	4,023	818	17%	4,844
PREMIER URGENT CARE OF BREVARD LLC	4	4,244	590	12%	4,838
MINUTECLINIC LLC #3631		4,124	699	14%	4,823
MINUTECLINIC LLC 5852		4,158	651	14%	4,809
MINUTECLINIC LLC #5253		3,975	828	17%	4,803
MEDEXPRESS URGENT CARE CAPE CORAL		4,081	682	14%	4,763
ENGLEWOOD COMMUNITY HOSPITAL		4,342	410	9%	4,752
ADVENTIST HEALTH SYSTEMS SUNBELT IN DBA		4,180	549	12%	4,729
MINUTECLINIC LLC #5249		3,849	826	18%	4,675
MOFFITT CANCER CENTER	6	4,564	104	2%	4,674
MEMORIAL HOSPITAL- MIRAMAR	12	4,331	327	7%	4,670
TWIN CITIES HOSPITAL	1	4,114	535	12%	4,650
MINUTECLINIC LLC #7225		3,926	711	15%	4,637
NIGHT LITE PEDIATRICS	4	3,346	1,261	27%	4,611
US BIOTEK LABORATORIES	15	4,222	370	8%	4,607
PALMS MEDICAL GROUP	5	3,161	1,423	31%	4,589
PREMIER MEDICAL	2	4,492	94	2%	4,588
HOLIDAY CVS LLC DBA CVS PHARMACY #5154		4,461	123	3%	4,584
LAKESIDE MEDICAL CENTER		3,701	871	19%	4,572
MINUTECLINIC LLC # 0514		3,966	559	12%	4,525
MINUTECLINIC LLC #5190		3,733	784	17%	4,517
MINUTECLINIC LLC #5854		3,760	748	17%	4,508
ACCU REFERENCE MEDICAL LAB	9	3,675	807	18%	4,491
MEDEXPRESS URGENT CARE LEHIGH ACRES		3,877	607	14%	4,484
GENESIS DIAGNOSTICS		4,210	254	6%	4,464
PHYSICIANS REGIONAL MEDICAL CENTER - COLLIER BLVD	1	3,518	917	21%	4,436
MINUTECLINIC LLC #3814		3,742	647	15%	4,389
DOCTORS TEST CENTERS		3,893	491	11%	4,384

COVID-19: testing by laboratory

Data through May 9, 2021 verified as of May 10, 2021 at 09:25 AM

Data in this report are provisional and subject to change.

The numbers in the table below represent the number of Florida and non-Florida residents for whom test results were received by the Department of Health. A person can be tested by more than one laboratory and can have both positive and negative results. **Therefore, the sum of the numbers in each column will be larger than the total number of people tested.**

Reporting lab	Inconclusive	Negative	Positive	Percent positive	Total
BAYA PHARMACY & URGENT CARE		3,258	1,126	26%	4,384
AMELIA URGENT CARE		2,713	1,654	38%	4,367
MINUTECLINIC LLC #3291		3,717	648	15%	4,365
STEWARD ROCKLEDGE HOSPITAL	8	3,909	431	10%	4,348
ST. LUCIE MEDICAL CTR.		4,254	57	1%	4,311
ADVENT HEALTH - NEW SMYRNA		3,618	678	16%	4,296
EXACT SCIENCES LABORATORIES, LLC		3,955	337	8%	4,292
ADVENTHEALTH CENTRA CARE		3,806	473	11%	4,279
SCION LAB SERVICES LLC	26	3,920	332	8%	4,278
MINUTECLINIC LLC #7887		3,768	500	12%	4,268
MINUTECLINIC LLC #4458		3,570	669	16%	4,239
LOWER KEYS MEDICAL CENTER		3,895	322	8%	4,217
MINUTECLINIC LLC #7886		3,652	554	13%	4,206
MINUTECLINIC LLC #5214		3,603	576	14%	4,179
CARENOW URGENT CARE	1	2,592	1,538	37%	4,131
AFC PHYSICIANS OF FLORIDA		3,202	910	22%	4,112
MINUTECLINIC LLC # 3686		3,492	612	15%	4,104
BAPTIST HEALTH SOUTH FLORIDA - DAVIE URGENT CARE		3,347	730	18%	4,077
NIGHT LITE PEDIATRICS URGENT CARE	1	3,418	649	16%	4,068
PARAMOUNT URGENT CARE - ORLANDO		2,944	1,114	27%	4,058
MINUTECLINIC LLC #4415		3,440	601	15%	4,041
MINUTECLINIC LLC #3257		3,388	650	16%	4,038
MINUTECLINIC, LLC #3204		3,350	657	16%	4,007
BAPTIST HEALTH SOUTH FLORIDA - WESTON URGENT CARE		3,444	526	13%	3,970
MINUTECLINIC LLC #1807		3,309	630	16%	3,939
ADVENTHEALTH CENTRA CARE KIDS LAKE MARY		3,636	289	7%	3,925
MINUTECLINIC LLC #4201		3,396	509	13%	3,905
HEALTH FIRST ADVENTHEALTH CENTRA CARE COCOA		3,505	382	10%	3,887
MINUTECLINIC, LLC #4015		3,137	748	19%	3,885
PROHEALTH	3	2,270	1,606	41%	3,879
MINUTECLINIC LLC # 3579		3,221	654	17%	3,875
MC DIAGNOSTIC OF CONNECTICUT, PC #2220		3,327	533	14%	3,860
ADVENT HEALTH CENTRA CARE -WINTER PARK KIDS URGENT CARE	4	3,545	299	8%	3,848
BARTOW REGIONAL MEDICAL CENTER	1	3,230	610	16%	3,841
VA PAIN CLINIC	6	3,687	141	4%	3,834
SIPARADIGM LLC	59	3,502	264	7%	3,825
MINUTECLINIC LLC #5924		3,309	509	13%	3,818
MINUTECLINIC LLC #1055		3,141	675	18%	3,816
MEDONE PLLC		2,925	877	23%	3,802
MINUTECLINIC LLC #3748		3,126	674	18%	3,800
MINUTECLINIC LLC #7973		3,275	523	14%	3,798
MINUTECLINIC, LLC #5817		3,167	624	16%	3,791
BRASHEAR'S VITAL CARE CORP		3,002	783	21%	3,785
MINUTECLINIC, LLC (CLINIC 10699)		3,321	461	12%	3,782
HEALTH FIRST ADVENTHEALTH CENTRA CARE MALABAR		3,398	368	10%	3,766
MINUTECLINIC LLC #3003		3,098	653	17%	3,751
MEDEXPRESS URGENT CARE - DELAND		3,321	421	11%	3,742

COVID-19: testing by laboratory

Data through May 9, 2021 verified as of May 10, 2021 at 09:25 AM

Data in this report are provisional and subject to change.

The numbers in the table below represent the number of Florida and non-Florida residents for whom test results were received by the Department of Health. A person can be tested by more than one laboratory and can have both positive and negative results. **Therefore, the sum of the numbers in each column will be larger than the total number of people tested.**

Reporting lab	Inconclusive	Negative	Positive	Percent positive	Total
MEDEXPRESS URGENT CARE - VERO BEACH		3,263	478	13%	3,741
MINUTECLINIC LLC # 7933		3,306	429	11%	3,735
MINUTECLINIC LLC #7173		3,228	495	13%	3,723
MINUTECLINIC LLC #3255		3,309	408	11%	3,717
BAPTIST HEALTH SOUTH FLORIDA - BRICKELL URGENT CARE		3,074	633	17%	3,707
PARAMOUNT URGENT CARE - OVIEDO		2,747	956	26%	3,703
PRECISION HEALTH SOLUTIONS		3,497	186	5%	3,683
MINUTECLINIC LLC #3705		3,245	413	11%	3,658
VERILY LIFE SCIENCES	3	3,577	73	2%	3,653
MARION E FETHER MEDICAL CENTER, THE		3,342	310	8%	3,652
BAPTIST HEALTH URGENT CARE AT SAWGRASS		3,014	605	17%	3,619
WALGREEN CO	2	3,203	409	11%	3,614
CLARITY LAB SOLUTIONS LLC		3,608	4	0%	3,612
MINUTECLINIC LLC #5216		3,125	486	13%	3,611
MINUTECLINIC LLC #3654		2,995	566	16%	3,561
BAPTIST HEALTH EMERGENCY CENTER COUNTRY WALK	1	3,028	532	15%	3,561
BAPTIST HEALTH - CLAY		3,109	448	13%	3,557
BMCT Molecular Diagnostics Subsection		3,004	541	15%	3,545
MINUTECLINIC LLC #6007		3,053	489	14%	3,542
VITRO MOLECULAR LABORATORIES	50	3,205	279	8%	3,534
LAKELAND REGIONAL HEALTH PABLO		3,115	415	12%	3,530
MIDWAY SPECIALTY CARE CENTER DIAGNOSTICS	38	3,212	240	7%	3,490
HEALTH CARE DISTRICT OF PALM BEACH COUNTY	2	3,217	261	8%	3,480
ADVENTHEALTH CENTRA CARE CONWAY		2,939	520	15%	3,459
PRIMEHEALTH URGENT CARE INC		2,949	504	15%	3,453
MINUTECLINIC LLC #3285		3,025	426	12%	3,451
MINUTECLINIC LLC #1350		3,023	394	12%	3,417
MINUTECLINIC LLC #4612		2,819	598	18%	3,417
PHYSICIANS PRIMARY CARE	2	3,065	323	10%	3,390
IMMOKALEE CHD		3,155	234	7%	3,389
MARINERS HOSPITAL	1	3,071	310	9%	3,382
MINUTECLINIC LLC #476		2,927	449	13%	3,376
MINUTECLINIC LLC #4024		2,968	403	12%	3,371
MINUTECLINIC LLC #8381		2,927	442	13%	3,369
MINUTECLINIC, LLC # 4469		2,977	384	11%	3,361
MINUTECLINIC LLC #3648		2,755	600	18%	3,355
GESSLER CLINIC	2	2,336	1,012	30%	3,350
MINUTECLINIC LLC #1821		2,975	371	11%	3,346
MINUTECLINIC LLC #5157		2,906	400	12%	3,306
MEMORIAL HOSPITAL PEMBROKE	3	2,929	374	11%	3,306
MEDEXPRESS FORT MYERS		2,876	406	12%	3,282
SELECT LABORATORIES - MARION COUNTY, FL LLC	5	2,944	316	10%	3,265
ACCESS POINT HEALTHCARE URGENT & PRIMARY CARE	2	2,547	707	22%	3,256
MEDIQUICK URGENT CARE CENTERS INC		2,496	740	23%	3,236
MINUTECLINIC LLC #3635		2,793	437	14%	3,230
MEDEXPRESS URGENT CARE CORAL SPRINGS		2,849	356	11%	3,205
BAPTIST HEALTH - OAKLEAF		2,705	493	15%	3,198

COVID-19: testing by laboratory

Data through May 9, 2021 verified as of May 10, 2021 at 09:25 AM

Data in this report are provisional and subject to change.

The numbers in the table below represent the number of Florida and non-Florida residents for whom test results were received by the Department of Health. A person can be tested by more than one laboratory and can have both positive and negative results. **Therefore, the sum of the numbers in each column will be larger than the total number of people tested.**

Reporting lab	Inconclusive	Negative	Positive	Percent positive	Total
ADVENT HEALTH - DADE CITY		2,786	377	12%	3,163
AFC PHYSICIANS OF FLORIDA PA		2,551	552	18%	3,103
BAY MEDICAL CENTER SACRED HEART HEALTH SYSTEM		2,442	643	21%	3,085
NXGEN MDX LLC	7	2,722	340	11%	3,069
CHARLES AIESI CONSULTING INC	14	2,737	314	10%	3,065
KEYS AHEC SCHOOL MEDICAL CLINIC	15	2,898	150	5%	3,063
MEDEXPRESS URGENT CARE - CLEWISTON		2,553	493	16%	3,046
VETERANS AFFAIRS MEDICAL CENTER - ORLANDO	1	1,343	1,680	56%	3,024
JUPITER MEDICAL CENTER URGENT CARE		2,360	647	22%	3,007
EMERGENCY PHYSICIANS MEDICAL CENTER		1,829	1,168	39%	2,997
MINUTECLINIC LLC #214		2,509	483	16%	2,992
CAREFAST+	1	2,157	791	27%	2,949
JACKSON HOSPITAL CLINICAL LABORATORY		2,583	348	12%	2,931
MINUTECLINIC LLC #5069		2,450	474	16%	2,924
BAPTIST HEALTHCARE - GULF BREEZE HOSPITAL	3	2,427	484	17%	2,914
LAKE WALES MEDICAL CENTER INC		2,560	340	12%	2,900
MINUTECLINIC LLC #1815		2,586	309	11%	2,895
MEDEXPRESS URGENT CARE BOCA RATON		2,633	258	9%	2,891
STONE CLINICAL LABORATORIES		2,790	96	3%	2,886
WALGREENS ORLANDO	3	2,540	340	12%	2,883
PARRISH MEDICAL CENTER	2	2,519	361	13%	2,882
BLUE MED CONSULTANTS		2,754	112	4%	2,866
HEALTH CENTRAL CLINICAL LABORATORY		2,487	364	13%	2,851
DR G'S URGENT CARE		2,468	374	13%	2,842
GENOME LLC	2	2,631	200	7%	2,833
BAPTIST HEALTH SOUTH FLORIDA - MIAMI BEACH URGENT CARE		2,408	422	15%	2,830
AMELIA EXPRESS CARE LLC	10	2,471	345	12%	2,826
FLORIDA MEDICAL CLINIC	3	1,335	1,478	52%	2,816
MINUTECLINIC LLC #3236		2,437	369	13%	2,806
CELESTA MEDICAL SERVICES LLC DBA - AMERICAN RESEARCH LABS		2,544	236	8%	2,780
CITRUS MEMORIAL HOSPITAL LABORATORY		2,253	523	19%	2,776
DONALD W ROBERTSON DO PA		2,156	600	22%	2,756
MEDEXPRESS PORT CHARLOTTE		2,457	296	11%	2,753
SACRED HEART HEALTH SYSTEM, INC	1	1,875	873	32%	2,749
PATIENTS FIRST - THOMASVILLE ROAD		2,435	290	11%	2,725
BOND URGENT CARE LLC		2,059	665	24%	2,724
TAMPA COMMUNITY HOSPITAL		2,308	385	14%	2,693
MINI ER WATERFORD LAKES, THE		2,314	369	14%	2,683
MINUTECLINIC LLC		2,342	318	12%	2,660
EMERALD COAST URGENT CARE, LLC	1	1,972	660	25%	2,633
NCHMD INC		2,213	404	15%	2,617
MINUTECLINIC LLC #8927		2,195	410	16%	2,605
GRAVITY DIAGNOSTICS, LLC	8	2,371	206	8%	2,585
ADVENT HEALTH - OCALA		2,124	447	17%	2,571
MINUTECLINIC LLC #5187		2,242	329	13%	2,571
OPTUM LABS LLC	1	2,343	211	8%	2,555
MINUTECLINIC LLC #3637		2,044	501	20%	2,545

COVID-19: testing by laboratory

Data through May 9, 2021 verified as of May 10, 2021 at 09:25 AM

Data in this report are provisional and subject to change.

The numbers in the table below represent the number of Florida and non-Florida residents for whom test results were received by the Department of Health. A person can be tested by more than one laboratory and can have both positive and negative results. **Therefore, the sum of the numbers in each column will be larger than the total number of people tested.**

Reporting lab	Inconclusive	Negative	Positive	Percent positive	Total
ASCENSION SACRED HEART - GULF		1,977	559	22%	2,536
INTELEX LABS, LLC		2,437	83	3%	2,520
WHOLE FAMILY HEALTH CENTER INC		2,002	513	20%	2,515
BAPTIST HEALTH EMERGENCY CENTER AT WEST CORAL WAY		2,056	441	18%	2,497
EMERALD COAST URGENT CARE LLC		1,825	657	26%	2,482
CORE DIAGNOSTIC LABORATORIES LLC	17	2,099	340	14%	2,456
PHYSICIANS STAT LAB	3	1,079	1,371	56%	2,453
COMMUNITY HEALTH NORTHWEST FLORIDA	4	1,857	554	23%	2,415
PENSACOLA PEDIATRICS PA	1	2,232	180	7%	2,413
ASSOCIATED PATHOLOGISTS, LLC	3	1,944	398	17%	2,345
NCH NORTHEAST	7	1,843	492	21%	2,342
APALACHEE CORRECTIONAL INSTITUTION EAST UNIT		2,309	31	1%	2,340
PHYSICIAN ASSOCIATES		2,070	241	10%	2,311
WHITE WILSON MEDICAL CENTER		914	1,396	60%	2,310
LEE HEALTH - COCONUT POINT CLINICAL LAB	2	1,872	433	19%	2,307
UNIVERSITY OF NORTH FLORIDA STUDENT HEALTH		2,218	80	3%	2,298
MEDICAL CONSULTANTS OF FLORIDA, LLC	2	1,935	341	15%	2,278
MARTIN HEALTH SYSTEM - ST LUCIE WEST		2,044	197	9%	2,241
BIO-TECH CLINICAL LABORATORIES INC		1,921	313	14%	2,234
PRIMEHEALTH URGENT CARE	1	1,865	361	16%	2,227
TOM LEE COMMUNITY HEALTH CENTER	1	1,572	639	29%	2,212
FLOWERS HOSPITAL		2,010	192	9%	2,202
FIU-HEALTH AUXILIARY LABORATORY	6	2,051	133	6%	2,190
BARDMOOR LABORATORY	9	1,850	324	15%	2,183
BAYFRONT HEALTH - CITRUS HILLS		1,924	245	11%	2,169
ADVANCED MEDICAL OF NAPLES LLC		1,914	239	11%	2,153
DOC SMILEYS URGENT CARE LLC		1,760	386	18%	2,146
MINUTECLINIC, LLC #3245		1,746	388	18%	2,134
LITTLE PINE PEDIATRICS	1	1,846	278	13%	2,125
GENUS3		1,976	74	4%	2,050
READY RESPONDERS FLORIDA, PLLC		1,777	273	13%	2,050
STATMED OCALA	7	1,842	197	10%	2,046
ARCPOINT LABS		1,427	599	30%	2,026
ABSOLUTE GENOMICS	3	1,762	255	13%	2,020
MIAMI JEWISH HEALTH SYSTEMS		1,911	87	4%	1,998
WILLIAM OWEN PASS PARK		1,738	257	13%	1,995
DOC SMILEY'S URGENT CARE		1,706	247	13%	1,953
GENESIS LABORATORY MANAGEMENT	15	1,680	258	13%	1,953
MEDFAST URGENT CARE CENTERS LLC	2	608	1,334	69%	1,944
ED FRASER MEMORIAL HOSPITAL		1,672	260	13%	1,932
OPTUMCARE FLORIDA LLC		1,612	316	16%	1,928
LABORATORY SPECIALISTS OF MICHIGAN		1,588	333	17%	1,921
BROWNWOOD CARE CENTER		1,682	233	12%	1,915
PATIENTS FIRST LAKE ELLA MEDICAL CENTER		1,718	181	10%	1,899
SUNRISE URGENT CARE ASSOCIATES LLC D/B/A	9	1,337	550	29%	1,896
PROJECT HEALTH, INC SUMTERVILLE	5	1,526	328	18%	1,859
FG RAPID RESULTS	6	1,451	393	21%	1,850

COVID-19: testing by laboratory

Data through May 9, 2021 verified as of May 10, 2021 at 09:25 AM

Data in this report are provisional and subject to change.

The numbers in the table below represent the number of Florida and non-Florida residents for whom test results were received by the Department of Health. A person can be tested by more than one laboratory and can have both positive and negative results. **Therefore, the sum of the numbers in each column will be larger than the total number of people tested.**

Reporting lab	Inconclusive	Negative	Positive	Percent positive	Total
NEIGHBORHOOD MEDICAL CENTER INC	17	1,629	186	10%	1,832
PROHEALTH MEDICAL CLINIC		1,187	643	35%	1,830
KETAMINE HEALTH CENTERS LLC	1	1,661	152	8%	1,814
BROAD INSTITUTE CLINICAL SEQUENCING RESEARCH PLATFORM	16	1,714	68	4%	1,798
ER QUICKCARE PL		1,540	251	14%	1,791
IGENOMIX USA LLC	55	1,570	165	9%	1,790
PEDIATRIC HEALTH CARE ALLIANCE - NORTHDAL		1,612	157	9%	1,769
NORTH SHORE LONG ISLAND JEWISH HEALTH	1	1,670	96	5%	1,767
SPARROW HEALTHCARE	2	1,503	254	14%	1,759
RIVER TOWN DIAGNOSTIC LLC		1,470	286	16%	1,756
QUICK CARE MED		1,412	339	19%	1,751
FLORIDA DEPARTMENT OF HEALTH IN POLK COUNTY	2	1,323	409	24%	1,734
Community_Health		1,533	199	11%	1,732
ADVENTHEALTH CENTRA CARE TRINITY		1,496	234	14%	1,730
MEDEXPRESS URGENT CARE - JAX ATLANTIC BLVD		1,498	229	13%	1,727
LABTECH DIAGNOSTIC		1,426	294	17%	1,720
SHELL POINT NURSING PAVILION	1	1,638	77	4%	1,716
VRL EUROFINS		1,658	41	2%	1,699
PARAMOUNT URGENT CARE - CLERMONT		966	732	43%	1,698
JW PLASTIC SURGERY		1,449	244	14%	1,693
COLLIER URGENT CARE CENTERS CREEKSIDE		1,495	188	11%	1,683
AMERICAN SCIENTIFIC LABORATORIES LLC		1,640	36	2%	1,676
FIRST QUALITY LABORATORY		1,567	106	6%	1,673
BAPTIST HEALTH SOUTH FLORIDA - KEY BISCANE URGENT CARE EXPRESS		1,471	199	12%	1,670
MYTEST DIAGNOSTICS		1,578	77	5%	1,655
ST ANNES NURSING CENTER		1,601	33	2%	1,634
CAREMED CLINIC LLC	1	1,313	312	19%	1,626
ELLENTON URGENT CARE		1,385	238	15%	1,623
OPTEO LABORATORY		1,577	36	2%	1,613
NORTH VISTA HOSPITAL LABORATORY		1,341	271	17%	1,612
UNIVERSITY OF ALABAMA AT BIRMINGHAM		1,559	48	3%	1,607
BAPTIST HEALTH SOUTH FLORIDA - COUNTRY WALK URGENT CARE EXPRESS		1,358	248	15%	1,606
PARAMOUNT URGENT CARE VILLAGES		1,012	575	36%	1,587
MATRIX CLINICAL LABS (FORMERLY BIOCERNA LLC)	13	1,404	169	11%	1,586
SPEARHEAD MEDICAL		1,461	123	8%	1,584
ASSURANCE SCIENTIFIC LABORATORIES	1	1,297	283	18%	1,581
MELBOURNE MEDICAL LABORATORY	2	1,367	205	13%	1,574
LPG COCONUT POINT		1,316	240	15%	1,556
CAREFAST MURABELLA		1,041	514	33%	1,555
PRIMARY CARE SOUTH INC		1,053	496	32%	1,549
EUROFINS NTD, LLC		1,492	45	3%	1,537
BAPTIST HEALTHCARE - JAY HOSPITAL	3	1,161	373	24%	1,537
UHEALTH CLINIC AT WALGREENS		1,238	293	19%	1,531
NYU HOSPITALS CENTER CLINICAL LABORATORIES		1,477	49	3%	1,526
INNOVATIVE TRANSFUSION MEDICINE, INC	11	1,336	179	12%	1,526
MEDLAB DIAGNOSTICS, LLC		1,395	108	7%	1,503
SMA LAB	12	1,325	163	11%	1,500

COVID-19: testing by laboratory

Data through May 9, 2021 verified as of May 10, 2021 at 09:25 AM

Data in this report are provisional and subject to change.

The numbers in the table below represent the number of Florida and non-Florida residents for whom test results were received by the Department of Health. A person can be tested by more than one laboratory and can have both positive and negative results. **Therefore, the sum of the numbers in each column will be larger than the total number of people tested.**

Reporting lab	Inconclusive	Negative	Positive	Percent positive	Total
ACCESS MEDICAL LABS		777	723	48%	1,500
PALM BAY HOSPITAL CLINICAL LABORATORY		1,093	401	27%	1,494
ADDICTION LABS OF AMERICA	3	1,396	84	6%	1,483
CREEKSIDE CARE CENTER	1	1,295	185	12%	1,481
TREASURE COAST MEDICAL ASSOCIATES INC		748	733	49%	1,481
NORTH FLORIDA PEDIATRICS - LAKE CITY		1,246	226	15%	1,472
GROWING TOGETHER PEDIATRICS LLC		1,384	75	5%	1,459
CYPRESS VILLAGE	1	1,425	29	2%	1,455
ADVANCE MEDICAL OF NAPLES		327	1,124	77%	1,451
UHEALTH DEERFIELD BEACH/UMSYLVESTER DEERFIELD BEACH LABORATORY	3	1,380	55	4%	1,438
TEMPUS CLINICAL LABORATORY	10	1,271	155	11%	1,436
PATIENTS CHOICE LABORATORIES		831	592	42%	1,423
PEDIATRICS OF CENTRAL FLORIDA PA	20	1,328	70	5%	1,418
PROJECT HEALTH INC	4	1,205	202	14%	1,411
COASTAL LABORATORIES	1	1,123	287	20%	1,411
AMELIA EXPRESS CARE	1	772	632	45%	1,405
BREVARD HEALTH ALLIANCE INC, THE		1,315	87	6%	1,402
6TH MEDICAL GROUP - MCDILL AFB	3	1,311	74	5%	1,388
CARENOW URGENT CARE - FORT PIERCE		967	400	29%	1,367
PALM HARBOR PHARMACY		1,186	173	13%	1,359
MINUTE CLINIC INCORPORATE		1,307	52	4%	1,359
ASCENSION ST VINCENT'S - SOUTHSIDE		1,308	49	4%	1,357
VAVA PARTNERS LLC		529	827	61%	1,356
ST PETERSBURG PEDIATRICS	1	1,210	125	9%	1,336
STEWART REFERENCE LABORATORY	1	788	546	41%	1,335
ADVANCED DIAGNOSTIC LABORATORY		1,284	47	4%	1,331
USF MORSANI CENTER FOR ADVANCED HEALTH CARE		1,163	162	12%	1,325
LAB24 INC	3	643	677	51%	1,323
XPRESS URGENT CARE	4	1,109	202	15%	1,315
NAPLES URGENT CARE	1	861	452	34%	1,314
PALM BEACH ATLANTIC UNIVERSITY		1,267	45	3%	1,312
HOLIDAY CVS LLC DBA CVSPHARMACY #5155		1,240	71	5%	1,311
NORTH OKALOOSA MEDICAL CENTER		958	351	27%	1,309
INTERLACHEN PEDIATRICS PA		1,239	64	5%	1,303
EAST LAKE PEDIATRICS		1,166	136	10%	1,302
SOLARIS HEALTHCARE PALATKA		1,178	106	8%	1,284
NORTH FLORIDA PEDIATRICS-TALLAHASSEE	1	1,173	105	8%	1,279
BETHESDA HEALTH URGENT CARE		1,088	186	15%	1,274
CARE ONE OF FLORIDA LLC		928	334	26%	1,262
PROFESSIONAL HEALTH EXAMINERS DBA PROHEALTH	1	1,027	231	18%	1,259
STAGEZERO LIFE SCIENCES INC	4	1,149	105	8%	1,258
COASTAL PEDIATRIC GROUP		1,094	162	13%	1,256
FAMILY HEALTH CENTERS OF SOUTHWEST FLORIDA INC		1,128	120	10%	1,248
PENSACOLA PEDIATRICS PA - TIGER POINT	24	1,104	120	10%	1,248
HALIFAX MEDICAL CENTER-PORT ORANGE LAB		1,087	160	13%	1,247
ARCPOINT LABS OF CORAL SPRINGS FL		992	246	20%	1,238
INTERLACHEN PEDIATRICS		1,190	44	4%	1,234

COVID-19: testing by laboratory

Data through May 9, 2021 verified as of May 10, 2021 at 09:25 AM

Data in this report are provisional and subject to change.

The numbers in the table below represent the number of Florida and non-Florida residents for whom test results were received by the Department of Health. A person can be tested by more than one laboratory and can have both positive and negative results. **Therefore, the sum of the numbers in each column will be larger than the total number of people tested.**

Reporting lab	Inconclusive	Negative	Positive	Percent positive	Total
CLINICORE		1,124	91	7%	1,215
FISHERMENS HOSPITAL CLINICAL LAB		1,115	100	8%	1,215
CATALYST WALK IN CLINIC		975	240	20%	1,215
ALTAMONTE MD		982	230	19%	1,212
EPN URGENT CARE NAPLES	2	792	417	34%	1,211
TYNDALL AIR FORCE BASE		985	217	18%	1,202
CLARITY LABS		1,080	109	9%	1,189
CAPE CANAVERAL HOSPITAL		868	308	26%	1,176
BERNHARDT LABORATORIES	2	1,064	96	8%	1,162
BREVARD HEALTH ALLIANCE		851	310	27%	1,161
LOOP PEDIATRICS PA	3	985	170	15%	1,158
PROFESSIONAL HEALTH EXAMINERS		984	153	13%	1,137
CAPSTONE HEALTHCARE		802	330	29%	1,132
PRIMARY CARE OF THE TREASURE COAST		991	135	12%	1,126
VERITAS GENETICS	61	945	119	11%	1,125
GENEIQ		1,056	65	6%	1,121
LAB DOCTOR		979	138	12%	1,117
EMERALD COAST PEDIATRICS		1,058	57	5%	1,115
MINUTECLINIC, LLC DBA MINUTECLINIC #4717		1,060	42	4%	1,102
NORTH FLORIDA MEDICAL GROUP		938	160	15%	1,098
XYZ LABORATORY	8	942	146	13%	1,096
LENCO MEDICAL LABORATORY		1,035	58	5%	1,093
THE HEALTH CENTER OF PLANT CITY		1,001	82	8%	1,083
MIDWAY SPECIATLY CARE CENTER	3	853	222	21%	1,078
HENDRY REGIONAL MEDICAL CENTER CLINICAL LABORATORY		809	259	24%	1,068
AMERICAN FAMILY CARE PENSACOLA WEST		533	533	50%	1,066
BAPTIST HEALTH - MD ANDERSON CANCER CENTER		1,056	6	1%	1,062
WOODLANDS MEDICAL SPECIALISTS		794	268	25%	1,062
RAINBOW RIVER MEDICAL LABORATORY		978	83	8%	1,061
SPRING HILL HEALTH AND REHABILITATION CENTER		1,031	28	3%	1,059
MILLER BIOCONNECT		965	90	9%	1,055
CHILDRENS MEDICAL ASSOCIATION		959	88	8%	1,047
ADVENTHEALTH EXPRESS CARE AT WALGREENS		904	140	13%	1,044
LAKE BALDWIN		983	55	5%	1,038
VRL EUROFINS - DALLAS		1,024	13	1%	1,037
C.W. BILL YOUNG VA MEDICAL CENTER	1	23	1,012	98%	1,036
CVS HEALTH		809	216	21%	1,025
NORTH FLORIDA PEDIATRICS PA - SUWANNEE	3	883	129	13%	1,015
VERITOR		852	162	16%	1,014
EAST LAKE PEDIATRICS PA		921	93	9%	1,014
E-LAB OF FLORIDA		923	90	9%	1,013
PHAROS HEALTH		756	255	25%	1,011
COVANCE CLINICAL RESEARCH UNIT INC		984	27	3%	1,011
PEDIATRIC HEALTHCARE ALLIANCE		955	54	5%	1,009
24 HOUR PEDIATIC CARE CENTER	4	938	67	7%	1,009
CONSULATE HEALTH CARE OF NEW PORT RICHEY	2	879	127	13%	1,008
JACKSONVILLE BEACH PEDIATRIC CARE CENTER		932	74	7%	1,006

COVID-19: testing by laboratory

Data through May 9, 2021 verified as of May 10, 2021 at 09:25 AM

Data in this report are provisional and subject to change.

The numbers in the table below represent the number of Florida and non-Florida residents for whom test results were received by the Department of Health. A person can be tested by more than one laboratory and can have both positive and negative results. **Therefore, the sum of the numbers in each column will be larger than the total number of people tested.**

Reporting lab	Inconclusive	Negative	Positive	Percent positive	Total
FAST TRACK URGENT CARE CENTER		4	997	100%	1,001
DAIRY ROAD URGENT CARE	2	839	157	16%	998
NORTH SHORE LIJ URGENT CARE PC		939	58	6%	997
VIERA HOSPITAL, INC		805	192	19%	997
BHA CENTRAL COUNTY CLINIC		895	99	10%	994
HISTOPATHOLOGY SERVICES, LLC		880	110	11%	990
LAKELAND REGIONAL HEALTH - PWC/OB		36	954	96%	990
SOLARIS HEALTHCARE CHARLOTTE HARBOR		927	56	6%	983
PENSACOLA PEDIATRICS	2	881	96	10%	979
UNIVERSITY OF WEST FLORIDA STUDENT HEALTH SERVICES	1	850	128	13%	979
NORTH FLORIDA PEDIATRICS PA	2	852	117	12%	971
NORTH FL SOUTH GA HCS-LAKE CITY		937	30	3%	967
DEPARTMENT OF CLINICAL LABS	1	944	21	2%	966
Fernandina Beach Rehabilitation and Nursing Center	1	944	19	2%	964
APLS SERVICES LLC D/B/A CLEAR DIAGNOSTICS	13	923	18	2%	954
Point of Care Testing	1	128	824	86%	953
RESTORE HEALTH URGENT CARE		774	179	19%	953
MOLECULAR TESTING LABS		862	90	9%	952
PALM GARDEN OF PORT SAINT LUCIE		939	12	1%	951
SOUTHEAST ALABAMA MEDICAL CENT		891	59	6%	950
TACACHALE CLINICAL LABORATORY	1	893	50	5%	944
REDI MED LLC		765	178	19%	943
CALHOUN LIBERTY HOSPITAL		773	169	18%	942
LEE COUNTY EMERGENCY MEDICAL SERVICE	1	811	126	13%	938
ENCOMPASS HEALTH		915	22	2%	937
INTEGRITY LABORATORIES, LLC	4	767	165	18%	936
ABBOTT LABORATORIES		814	121	13%	935
MOORINGS PARK INSTITUTE, INC, THE		897	37	4%	934
WELL HEALTH WORKS	8	845	73	8%	926
WHITE-WILSON MEDICAL CENTER - FORT WALTON BEACH		898	25	3%	923
GENE TOX WORLDWIDE	60	736	125	14%	921
NCHMD, INC SOUTHEAST IMMEDIATE CARE		721	198	22%	919
DOCTOR'S MEMORIAL HOSPITAL		751	167	18%	918
PALACE NURSING HOME & REHAB CENTER		867	43	5%	910
MEDICAL CENTER OF DELTONA, INC		774	128	14%	902
COASTAL PHYSICIANS, LLC		729	172	19%	901
Victoria Nursing and Rehabilitation Center		842	55	6%	897
FAMILY HEALTH CENTERS OF SWF LABS	2	765	124	14%	891
EXPRESS PHARMACY		821	68	8%	889
MINUTECLINIC LLC, #10357		879	6	1%	885
Tampa Lakes Health and Rehabilitation Center	2	807	73	8%	882
CRUCIAL CARE EMERGENCY MEDICINE DOCTORS		703	174	20%	877
AMERICAN MEDICAL RESPONSE		865	9	1%	874
ANY LAB TEST NOW	2	596	275	32%	873
PRIMARY CARE SERVICES AT ST ANDREWS ESTATES		868	3	0%	871
BOND CLINIC PA PEDIATRICS DEPT		806	60	7%	866
CLINICAL ENTERPRISE, INC		838	25	3%	863

COVID-19: testing by laboratory

Data through May 9, 2021 verified as of May 10, 2021 at 09:25 AM

Data in this report are provisional and subject to change.

The numbers in the table below represent the number of Florida and non-Florida residents for whom test results were received by the Department of Health. A person can be tested by more than one laboratory and can have both positive and negative results. **Therefore, the sum of the numbers in each column will be larger than the total number of people tested.**

Reporting lab	Inconclusive	Negative	Positive	Percent positive	Total
AFC URGENT CARE CLEARWATER	1	182	678	79%	861
LIFE CARE CENTER OF NEW PORT RICHEY		821	39	5%	860
PRIMARY CARE SERVICES AT INDIAN RIVER ESTATES		834	25	3%	859
CLINICAL PATHOLOGY LABS INC		767	87	10%	854
DEPT OF VA MEDICAL CENTER - MIAMI	8	803	40	5%	851
POINT WASHINGTON MEDICAL CLINIC	1	637	212	25%	850
ADVENTHEALTH MEDICAL GROUP PROMPT CARE		621	229	27%	850
CENTRAL FLORIDA HEALTH CARE INC		727	122	14%	849
CHURCH OF SCIENTOLOGY FLAG SERVICE ORGANIZATION		813	36	4%	849
FLORIDA GULF COAST UNIVERSITY		650	197	23%	847
CITY MEDICAL OF NEW JERSEY, PC		769	77	9%	846
AUGUSTUS LABS LLC		696	148	18%	844
TOTAL RENAL LABORATORIES INC DBA DAVITA LABS	1	720	122	14%	843
CARITHERS PEDIATRIC GROUP		780	61	7%	841
GULF COAST VILLAGE		795	43	5%	838
WHITE WILSON MEDICAL CENTER PA - NAVARRE		708	127	15%	835
MINUTECLINIC LLC #3281		714	119	14%	833
Southern Oaks Care Center	1	792	38	5%	831
BRISTOL AT TAMPA, THE	4	804	22	3%	830
J AND G MEDICAL GROUP LLC		687	142	17%	829
PEBBLEBROOK PHARMACY	1	689	138	17%	828
MEDONE URGENT CARE CENTER		604	224	27%	828
RUSKIN HEALTH CENTER	1	548	272	33%	821
DYNIX DIAGNOSTICS	2	534	282	34%	818
FLORIDA HOSPITAL ORLANDO		743	74	9%	817
FLAGLER COUNTY HEALTH DEPARTMENT	3	633	178	22%	814
PALM GARDEN OF VERO BEACH		762	51	6%	813
ASAP LABS LLC	7	655	151	19%	813
VITAS HEALTHCARE CORPORATION OF FLA	1	805	6	1%	812
ASCENSION ST VINCENT'S - CLAY		775	35	4%	810
GOLDEN GATE FAMILY CLINIC		332	477	59%	809
BOND AND STEELE CLINIC PA		588	212	27%	800
NITE LITE PEDIATRICS		234	564	71%	798
PEDIATRIC HEALTHCARE ALLIANCE PA		735	62	8%	797
NONE		308	488	61%	796
TELESCOPE HEALTH LLC	4	671	121	15%	796
ORANGE BLOSSOM FAMILY HEALTH		742	47	6%	789
BUFFALO CROSSING HEALTHCARE & REHABILITATION CTR		770	19	2%	789
VALENCIA HILLS HEALTH AND REHABILITATION CENTER		767	17	2%	784
ETHOS WELLNESS PHARMACY		728	50	6%	778
WATSON THERAPEUTICS INC	1	733	39	5%	773
VENICE REGIONAL BAYFRONT HEALTH (PULMONARY)		637	135	17%	772
WILLOWBROOKE COURT AT EDGEWATER POINTE ESTATES		759	9	1%	768
ORLANDO HEALTH AND REHAB CENTER		722	45	6%	767
KENDALL HEALTHCARE PROPERTIES DBA	2	731	30	4%	763
SEMINOLE NURSING PAVILION		753	8	1%	761
Crestview Rehabilitation Center	5	624	129	17%	758

COVID-19: testing by laboratory

Data through May 9, 2021 verified as of May 10, 2021 at 09:25 AM

Data in this report are provisional and subject to change.

The numbers in the table below represent the number of Florida and non-Florida residents for whom test results were received by the Department of Health. A person can be tested by more than one laboratory and can have both positive and negative results. **Therefore, the sum of the numbers in each column will be larger than the total number of people tested.**

Reporting lab	Inconclusive	Negative	Positive	Percent positive	Total
BOCA GRANDE HEALTH CLINIC		714	40	5%	754
MOUNT SINAI LABORATORY		717	37	5%	754
MAIN STREET MEDICAL CENTER		223	529	70%	752
NORTHEAST FLORIDA NEUROLOGY CLINICS, INC		637	113	15%	750
LIFE CARE CENTER OF PENSACOLA		701	49	7%	750
ADVENT HEALTH - DELTONA ER		623	125	17%	748
MANOR CARE HEALTH SERVICES - FT MYERS		718	28	4%	746
ADVENT HEALTH LAB - ORLANDO		434	312	42%	746
PHYSICIANS STAT LAB INC		649	92	12%	741
SANTA ROSA MEDICAL GROUP		575	166	22%	741
RAINBOW PEDIATRIC CENTER PA		692	47	6%	739
DXTERITY DIAGNOSTICS	2	692	43	6%	737
THE PRESERVE		723	10	1%	733
LIFE CARE CENTER OF ORANGE PARK		698	34	5%	732
ARTHREX MEDICAL CENTER	1	574	153	21%	728
EDEN SPRINGS NURSING AND REHAB CENTER		611	112	15%	723
LIFEBRITE	2	493	227	31%	722
GULF COAST MOLECULAR LABORATORIES	13	599	109	15%	721
PALM GARDEN OF CLEARWATER		702	18	3%	720
DISNEY COVID TEST SITE		703	17	2%	720
BALDWIN PEDIATRICS	1	685	33	5%	719
FORT MYERS INTERNAL MEDICINE, LLC		650	69	10%	719
PEDIATRICS IN BREVARD PA		650	67	9%	717
MANOR PINES CONVALESCENT CENTER LLC	1	693	23	3%	717
EMED LABS, LLC	3	694	19	3%	716
SUWANNEE HEALTH AND REHABILITATION CENTER		708	5	1%	713
CARE ONE OF FLORIDA	1	526	183	26%	710
DIAMOND RIDGE HEALTH AND REHABILITATION		673	36	5%	709
VETERANS AFFAIRS MEDICAL CENTER	1	45	663	94%	709
JOHN KNOX VILLAGE HEALTH CENTER		677	31	4%	708
HEARTLAND PEDIATRICS OF LAKE WALES		633	73	10%	706
GRAND COURT TAMPA		702	4	1%	706
NCH HEALTHCARE SYSTEM MICROBIOLOGY LAB		2	702	100%	704
MEDONE URGENT CARE AT ST. AUGUSTINE		250	453	64%	703
NCH HEALTHCARE BONITA		557	145	21%	702
Signature HealthCare Center of Waterford		663	37	5%	700
CHILDRENS CLINIC WEST FLORIDA PEDIATRICS		645	55	8%	700
PREMIER MEDICAL LABORATORY SERVICES	2	468	225	32%	695
EMERALD SHORES HEALTH AND REHABILITATION		592	102	15%	694
MAYFLOWER ASSISTED LIVING		687	7	1%	694
CLIFFORD CHESTER SIMS STATE VETERANS		680	13	2%	693
HOLMES REGIONAL MEDICAL CENTER		11	678	98%	689
BAPTIST PRIMARY CARE	2	558	127	18%	687
MEDICAL FP - WHOLE FAMILY HEALTH CENTER		565	120	18%	685
NATURE COAST MEDICAL GROUP		563	122	18%	685
OCALA FAMILY MEDICAL CENTER INC	2	593	88	13%	683
VITAS HEALTHCARE CORP OF CENTRAL FL		656	26	4%	682

COVID-19: testing by laboratory

Data through May 9, 2021 verified as of May 10, 2021 at 09:25 AM

Data in this report are provisional and subject to change.

The numbers in the table below represent the number of Florida and non-Florida residents for whom test results were received by the Department of Health. A person can be tested by more than one laboratory and can have both positive and negative results. **Therefore, the sum of the numbers in each column will be larger than the total number of people tested.**

Reporting lab	Inconclusive	Negative	Positive	Percent positive	Total
RIVER GARDEN HEBREW HOME FOR THE AGED		624	57	8%	681
SOUTHERN LABORATORY SERVICES OF NWF		643	38	6%	681
PHYSICIANS PRIMARY CARE OF SOUTHWEST FLORIDA	1	650	29	4%	680
QUALITOX LABORATORIES		488	188	28%	676
SIGNATURE HEALTHCARE OF BROOKWOOD GARDENS		664	11	2%	675
ADVENT HEALTH - WESTCHASE ER		586	89	13%	675
TREE HOUSE PEDIATRICS PLLC		606	68	10%	674
MINI ER ADULT AND PEDIATRIC URGENT CARE		574	98	15%	672
GOLDEN GLADES NURSING & REHABILITATION CTR		646	22	3%	668
FLORIDA HOSPITAL WAUCHULA		507	160	24%	667
CLEWISTON NURSING AND REHABILITATION CENTER		653	14	2%	667
SHORE ACRES CARE CENTER		626	40	6%	666
QUOTIENT SCIENCES		639	23	3%	662
ST JOHN'S NURSING CENTER		637	25	4%	662
Plantation Bay Rehabilitation Center		638	24	4%	662
PALM GARDEN OF TAMPA		630	32	5%	662
LIFE CARE CENTER OF HILLIARD		640	22	3%	662
AMERICA'S PHARMACY LLC		576	81	12%	657
WILLOW BROOKE COURT AT INDIAN RIVER ESTATES		611	45	7%	656
NSPIRE HEALTHCARE MIAMI LAKES	8	633	15	2%	656
MICHAEL A MIDDLETON MD PA□		624	32	5%	656
POINT OF CARE TESTING SITE		630	26	4%	656
AFC URGENT CARE		227	428	65%	655
HMA SANTA ROSA MEDICAL CENTER LLC DBA		530	123	19%	653
NAPLES CHILDREN'S URGENT CARE		573	80	12%	653
MAVERICK LABS		461	190	29%	651
MID-FLORIDA PATHOLOGY		481	167	26%	648
PALM BEACH COUNTY FIREFIGHTERS HEALTH CLINIC, LLC		550	96	15%	646
SABAL PALMS HEALTH AND REHAB		585	57	9%	642
FHMG FLORIDA HOSPITAL MEDICAL GROUP		595	46	7%	641
ADVENTHEALTH MEDICAL GROUP PROMPT CAR	1	471	168	26%	640
VETERANS AFFAIRS MEDICAL CENTER - JAMES A HALEY			636	100%	636
ADVENT HEALTH - TIMBERRIDGE ER		541	94	15%	635
SAINTS 120 LLC	1	600	34	5%	635
CHILDRENS MEDICAL ASSOCIATION PA		564	69	11%	633
BALDOMERO LOPEZ STATE VETERANS NURSING HOME	2	623	6	1%	631
PHYSICIANS PRIMARY CARE LAB	1	552	77	12%	630
PRINCIPLE LABORATORY	8	605	16	3%	629
HARBOUR HEALTH CENTER		609	18	3%	627
SOLARIS HEALTHCARE LAKE CITY		524	103	16%	627
CONSULATE HEALTHCARE OF VERO BEACH	14	527	83	13%	624
MANOR CARE NURSING CENTER OF SARASOTA FL LLC□		537	87	14%	624
EXPRESS URGENT CARE LLC		1	622	100%	623
CONTINENTAL CLINICAL RESEARCH, LLC		547	75	12%	622
VILLA MARIA NURSING & REHAB CENTER INC	1	603	17	3%	621
SEBASTIAN RIVER MEDICAL CENTER	3	441	177	29%	621
AFC URGENT CARE FAMILY CARE			621	100%	621

COVID-19: testing by laboratory

Data through May 9, 2021 verified as of May 10, 2021 at 09:25 AM

Data in this report are provisional and subject to change.

The numbers in the table below represent the number of Florida and non-Florida residents for whom test results were received by the Department of Health. A person can be tested by more than one laboratory and can have both positive and negative results. **Therefore, the sum of the numbers in each column will be larger than the total number of people tested.**

Reporting lab	Inconclusive	Negative	Positive	Percent positive	Total
DAVITA LABS	4	613	1	0%	618
INTERNAL MEDICINE & PEDIATRICS OF TAMPA BAY PA		537	79	13%	616
ADDINGTON PLACE AT WELLINGTON GREEN		605	11	2%	616
PALM GARDEN OF ORLANDO		579	34	6%	613
FLORIDA DEPARTMENT OF HEALTH IN CALHOUN COUNTY		472	141	23%	613
THERADOC		152	459	75%	611
HOLY CROSS HOSPITAL		12	598	98%	610
WELL-BEING MEDICAL CENTER PLLC		552	58	10%	610
PALMETTO FAMILY HEALTHCARE	1	398	209	34%	608
FLORIDA HOSPITAL MEDICAL GROUP		350	255	42%	605
PIONEER CLINICAL LAB LLC		495	109	18%	604
HEALTH CENTER AT BRENTWOOD	1	553	47	8%	601
PATIENTS FIRST - MAHAN DRIVE		164	436	73%	600
DASCENA, INC	3	537	60	10%	600
MANOR OAKS NURSING & REHAB CENTER	5	592	2	0%	599
AFC URGENT CARE SEMINOLE	1		597	100%	598
PALM GARDEN OF OCALA		497	101	17%	598
FOUNTAIN MANOR HEALTH AND REHAB CENTER	1	572	21	4%	594
URGENT CARE EXPRESS LLC		235	358	60%	593
UNIVERSITY OF TAMPA INC, THE		572	21	4%	593
BROOKDALE FORT MYERS CYPRESS LAKE		590	2	0%	592
HOPE HOSPICE AND COMMUNITY SERVICES INC	14	557	21	4%	592
NEW YORK HOSPITAL LABORATORIES	1	574	16	3%	591
SHORELINE PHYSICIAN GROUP		364	223	38%	587
The Manor at Blue Water Bay		524	63	11%	587
DOH - INDIAN RIVER		487	99	17%	586
HOSPICE OF THE FLORIDA SUNCOAST,THE		575	9	2%	584
FLORIDA HOSPITAL HEARTLAND MED CTR LAKE PLACID		456	121	21%	577
ANCIENT CITY PEDIATRICS	1	550	25	4%	576
AFC URGENT CARE TYRONE		4	572	99%	576
LAUDERDALE NURSING CENTER LLC	1	555	19	3%	575
TENNESSEE DOH - NASHVILLE	2	504	66	12%	572
MEDICAL VB		451	121	21%	572
PREMIER MEDICAL CENTER LLC	11	530	28	5%	569
SUNSHINE URGENT CARE LLC		415	154	27%	569
INNOVATIVE GENOMICS, LLC	9	516	44	8%	569
WEST GABLES HEALTH CARE CENTER		558	11	2%	569
ECCOLAB GROUP	1	148	419	74%	568
NURSING PLUS OF BROWARD LLC	1	540	23	4%	564
DBI HEALTH INC		546	16	3%	562
ORLANDO ORTHOPAEDIC OUTPATIENT SURGERY CENTER LLC		558	4	1%	562
NEMOURS CHILDERN'S HOSPITAL		453	108	19%	561
ARCPOINTS LABS		490	71	13%	561
PLANT CITY PEDIATRICS	1	448	111	20%	560
RICARDO NAVARRO DO PA		474	85	15%	559
MEMORIAL PEMBROKE 24/7 CARE CENTER		430	128	23%	558
BENTON PEDIATRICS INC		499	58	10%	557

COVID-19: testing by laboratory

Data through May 9, 2021 verified as of May 10, 2021 at 09:25 AM

Data in this report are provisional and subject to change.

The numbers in the table below represent the number of Florida and non-Florida residents for whom test results were received by the Department of Health. A person can be tested by more than one laboratory and can have both positive and negative results. **Therefore, the sum of the numbers in each column will be larger than the total number of people tested.**

Reporting lab	Inconclusive	Negative	Positive	Percent positive	Total
PALM GARDEN OF JACKSONVILLE☐	2	475	80	14%	557
BODYK		545	11	2%	556
VETERANS AFFAIRS MEDICAL CENTER - BAY PINES		19	536	97%	555
CONSULATE HEALTH CARE OF BAYONET POINT	4	535	14	3%	553
VETERANS AFFAIRS MEDICAL CENTER - GAINESVILLE		3	550	99%	553
The Sands at South Beach		549	4	1%	553
FIRST CHOICE PEDIATRICS		435	117	21%	552
CITRUS NURSING CENTER LLC		505	47	9%	552
BROWARD PARTNERSHIP	6	536	8	1%	550
ENCOMPASS HEALTH REHABILITATION HOSPITAL OF SUNRISE	8	533	8	1%	549
PORT SAINT LUCIE HOSPITAL		539	10	2%	549
THE PALACE AT HOMESTEAD	1	526	21	4%	548
EXPERTUS LABORATORIES INC		448	100	18%	548
BAPTIST PRIMARY CARE, INC		516	31	6%	547
PALM GARDEN OF WINTER HAVEN	3	528	16	3%	547
VITAE DIAGNOSTICS		534	13	2%	547
CHAUTAUQUA REHABILITATION AND NURSING CENTER		535	12	2%	547
Good Samaritan Society Kissimmee Village		481	66	12%	547
NCF DIAGNOSTICS & DNA TECHNOLOGIES	15	213	318	58%	546
BONIFAY NURSING AND REHAB CENTER		513	33	6%	546
LIFE CARE CENTER OF WINTER HAVEN		525	20	4%	545
PEDIATRIC ASSOCIATES OF OCALA PA		503	42	8%	545
COASTAL URGENT CARE		428	116	21%	544
DOCTORS CENTER,THE		432	111	20%	543
DIGNITY HEALING, LLC		523	19	4%	542
Solaris Healthcare Daytona	2	491	49	9%	542
NORTH FLORIDA REHABILITATION & SPECIALTY CARE☐		531	9	2%	540
HERON POINTE HEALTH AND REHABILITATION	1	536	3	1%	540
JACKSON MEMORIAL LONG TERM CARE CENTER		504	34	6%	538
PEDIATRICS BY THE SEA		507	31	6%	538
STEWARD SEBASTIAN RIVER MEDICAL CENTER		480	57	11%	537
FLOMEDILAB		301	236	44%	537
GANDY CROSSING CARE CENTER	1	518	18	3%	537
JAMES A HALEY VETERANS HOSPITAL		1	532	100%	533
LIFE CARE CENTER OF PALM BAY☐		505	28	5%	533
SANDBAY URGENT CARE		433	100	19%	533
FLORIDA STATE HOSPITAL CLINICAL LABORATORY		530	3	1%	533
MANOR AT CARPENTERS		500	32	6%	532
THE VILLAGES REGIONAL HOSPITAL FREESTANDING		482	49	9%	531
JACKSON MEMORIAL PERDUE MEDICAL CENTER		501	29	5%	530
ORLANDO HEALTH CENTER FOR REHABILITATION		514	15	3%	529
MEDICAL CENTER CLINIC-IMMEDIATE CARE	1	423	104	20%	528
CARENOW	2	293	233	44%	528
MED FAST URGENT CARE CENTER		260	268	51%	528
MAGNOLIA FAMILY URGENT CARE		479	48	9%	527
PENSACOLA PEDIATRICS MILTON		468	58	11%	526
BROOKSVILLE HEALTHCARE CENTER LLC☐		511	15	3%	526

COVID-19: testing by laboratory

Data through May 9, 2021 verified as of May 10, 2021 at 09:25 AM

Data in this report are provisional and subject to change.

The numbers in the table below represent the number of Florida and non-Florida residents for whom test results were received by the Department of Health. A person can be tested by more than one laboratory and can have both positive and negative results. **Therefore, the sum of the numbers in each column will be larger than the total number of people tested.**

Reporting lab	Inconclusive	Negative	Positive	Percent positive	Total
KINDRED HOSPITAL	10	494	22	4%	526
FLORIDA DEPARTMENT OF HEALTH CLAY COUNTY	1	424	101	19%	526
ORLANDO VA MEDICAL CENTER		2	523	100%	525
WHITE-WILSON MEDICAL CENTER - NICEVILLE		474	50	10%	524
Solaris HealthCare Windermere		491	33	6%	524
Palm Garden of Largo		520	4	1%	524
TRINITY REGIONAL REHAB CENTER		494	30	6%	524
LORI MCAULIFFE MD PA		476	47	9%	523
HILLCREST HEALTH CARE & REHABILITATION CENTER	3	504	15	3%	522
ST CLOUD REGIONAL MEDICAL CENTER CLINICAL LAB		394	127	24%	521
NEW PLANT CITY FAMILY CARE	1	288	232	45%	521
MEMPHIS PATHOLOGY LABORATORY	5	492	24	5%	521
SUSANNA WESLEY HEALTH CENTER		483	37	7%	520
LITTLE PINE PEDIATRICS PLLC	3	455	61	12%	519
SOLARIS HEALTHCARE OSCEOLA		494	25	5%	519
CLERMONT HEALTH AND REHABILITATION CENTER		486	33	6%	519
ENZO CLINICAL LABS INC	3	490	26	5%	519
MIDWAY SPECIALTY CARE CENTER	3	401	114	22%	518
PARKLANDS FACILITY INC	4	469	42	8%	515
MEDFAST URGENT CARE CENTERS		231	283	55%	514
PINES OF SARASOTA		504	9	2%	513
STARKE FAMILY MEDICAL CENTER		418	95	19%	513
PW WINDERMERE SUBTENANT LLC		510	3	1%	513
ATLANTIC SHORES NURSING AND REHAB CENTER	1	499	12	2%	512
Ocala Health and Rehabilitation Center		487	23	5%	510
ASSOCIATESMD MEDICAL GROUP INC		432	74	15%	506
TIDEWELL HOSPICE INC	2	497	7	1%	506
FLO-MEDILAB SERVICES LLC		195	311	61%	506
MEDIPATH		70	435	86%	505
EMERALD COAST PEDIATRICS & ADOL		439	65	13%	504
UNIVERSITY OF CENTRAL FLORIDA HEALTH SERVICES		483	21	4%	504
NEW YORK PRESBYTERIAN - CUMC CLINICAL		484	20	4%	504
ASCEND CLINICAL	7	415	82	16%	504
PARTICLE THEORY LABS		479	25	5%	504
LA MER NH LLC		495	8	2%	503
THE SPRINGS AT BOCA CIEGA BAY		492	11	2%	503
FAIRWAY OAKS CENTER LLC	6	488	6	1%	500
CLINICAL PATHOLOGY LABS		388	112	22%	500
MOOSEHAVEN HEALTH CENTER		454	45	9%	499
NORTH FLORIDA RETIREMENT VILLAGE		494	4	1%	498
GOOD SAMARITAN CENTER		494	3	1%	497
Cypress Cove Care Center		396	101	20%	497
Darcy Hall Of Life Care		481	14	3%	495
VITAS LUTHERAN TOWERS INPATIENT PROGRAM		429	65	13%	494
METROPOLITAN HOSPITAL CENTER		486	8	2%	494
NAIA		493	1	0%	494
GEORGIA PUBLIC HEALTH LABORATORY		460	34	7%	494

COVID-19: testing by laboratory

Data through May 9, 2021 verified as of May 10, 2021 at 09:25 AM

Data in this report are provisional and subject to change.

The numbers in the table below represent the number of Florida and non-Florida residents for whom test results were received by the Department of Health. A person can be tested by more than one laboratory and can have both positive and negative results. **Therefore, the sum of the numbers in each column will be larger than the total number of people tested.**

Reporting lab	Inconclusive	Negative	Positive	Percent positive	Total
BHA TITUSVILLE CLINIC		458	35	7%	493
VITAS HEALTHCARE CORPORATION		487	5	1%	492
Consulate Health Care of North Fort Myers		479	13	3%	492
SOLARIS HEALTHCARE MERRITT ISLAND		431	61	12%	492
Quest Diag Unspecifd	1	326	164	33%	491
AMBULATORY SURGERY CENTER OF BOCA RATON LTD		485	4	1%	489
OKEECHOBEE COUNTY HEALTH DEPT	1	358	128	26%	487
Parkview Rehabilitation Center at Winter Park		476	10	2%	486
EPN URGENT CARE		83	403	83%	486
WIMAUMA COMMUNITY HEALTH CENTER		405	81	17%	486
TUSKAWILLA NURSING AND REHAB CENTER	2	475	8	2%	485
Life Care Center of Punta Gorda	1	469	15	3%	485
AMEERAH LABS, LLC	2	394	89	18%	485
Williston Care Center		421	63	13%	484
ELLENTON PEDIATRICS		465	19	4%	484
AZALEA TRACE PHYSICIAN SERVICES		475	7	1%	482
FLETCHER HEALTH AND REHABILITATION CENTER		479	3	1%	482
Heartland Healthcare of Ft. Myers	1	477	3	1%	481
HARTS HARBOR HEALTH CARE CENTER		457	24	5%	481
Colonial Lakes Health Care		434	46	10%	480
PALM BEACH PEDIATRICS PA	2	416	61	13%	479
SOLARIS HEALTHCARE BAYONET POINT		458	21	4%	479
Manatee Springs Rehabilitation and Nursing Center		458	20	4%	478
VILLAGE DOCTORS OF KEYSTONE		380	98	21%	478
BOULEVARD REHABILITATION CENTER		462	16	3%	478
MOBILE MEDICAL ASSOCIATES PL	17	408	52	11%	477
NAVAL HOSPITAL - JACKSONVILLE		137	340	71%	477
ADVENTHEALTH EXPRESS CARE AT WALGREENS 49TH STREET		405	71	15%	476
HEALTHY STEPS PEDIATRICS		424	52	11%	476
MEDSCAN LABORATORY INC	1	256	218	46%	475
Santa Rosa Center for Rehabilitation and Healing		402	71	15%	473
Q ANSWER LAB	1	412	59	13%	472
FAMILY CARE PARTNERS OF NORTHEAST FLORIDA LLC		390	79	17%	469
NTD_EUROFINS_AIMS		429	40	9%	469
MANOR CARE OF BOYNTON BEACH LLC		444	24	5%	468
ABBAY DELRAY		461	6	1%	467
FAMILY EXPRESS URGENT CARE		5	462	99%	467
MANORCARE HEALTH SERVICES - VENICE		410	56	12%	466
UNIVERSITY OF TAMPA STUDENT HEALTH AND SHC CLINICAL LABORATORY		297	168	36%	465
University Crossing		463	2	0%	465
BROOKDALE PALMER RANCH	1	407	57	12%	465
LIFE HOPE LABS, LLC		449	15	3%	464
HOLISTIX TREATMENT CENTERS		452	10	2%	462
THE PALACE MANAGEMENT - THE PALACE AT CORAL GABLES		458	3	1%	461
PALM GARDEN OF WEST PALM BEACH☐	4	439	16	3%	459
HEALTHWORKS MED GROUP OF FLORIDA PA	3	447	9	2%	459
SEASIDE HEALTH AND REHABILITATION CENTER		397	61	13%	458

COVID-19: testing by laboratory

Data through May 9, 2021 verified as of May 10, 2021 at 09:25 AM

Data in this report are provisional and subject to change.

The numbers in the table below represent the number of Florida and non-Florida residents for whom test results were received by the Department of Health. A person can be tested by more than one laboratory and can have both positive and negative results. **Therefore, the sum of the numbers in each column will be larger than the total number of people tested.**

Reporting lab	Inconclusive	Negative	Positive	Percent positive	Total
AYERS HEALTH & REHABILITATION CENTER		451	7	2%	458
SAMANTHA WILSON CARE CENTER	4	441	11	2%	456
TREASURE COAST COMMUNITY HEALTH	3	378	75	16%	456
INDIAN RIVER CTR, LLC		403	52	11%	455
CLARIDGE HOUSE NURSING CENTER		437	18	4%	455
ST PETERSBURG PEDIATRICS-SEMINOLE BLVD		381	73	16%	454
ONESTOP MEDICAL AND URGENT CARE LLC		393	58	13%	451
ROLLINS COLLEGE WELLNESS CENTER		130	321	71%	451
ST PETERSBURG PEDIATRICS-PARK BLVD		409	42	9%	451
ORCHARD PARK HEALTH & REHABILITATION		445	6	1%	451
ST ANDREWS BAY SKILLED NURSING &		389	61	14%	450
PRO HEALTH		202	248	55%	450
HARDEE COUNTY HEALTH DEPARTMENT		363	85	19%	448
PEDIATRIC HEALTH CARE ALLIANCE, PA		405	43	10%	448
BLOUNTSTOWN REHABILITATION CENTER LLC		339	108	24%	447
SMA SPECIALTY MEDICAL LAB		120	327	73%	447
DIAMOND RIDGE HEALTH AND REHABILITATION CENTER		424	22	5%	446
Bayside Care Center	1	423	20	5%	444
NATIONS BEST FAMILY HEALTH CARE		259	184	42%	443
EMERITUS AT NAPLES	2	439	1	0%	442
BAPTIST HEALTH URGENT CARE AT PLANTATION		374	68	15%	442
RENAISSANCE AT THE TERRACES		433	8	2%	441
WATERMARK LAKE POINTE WOODS LLC		422	18	4%	440
MARION AND BERNARD L SAMSON NURSING CENTER		435	4	1%	439
BROOKDALE LAKE TAVARES		431	8	2%	439
ABBOTT DIAGNOSTICS		409	28	6%	437
Bardmoor Oaks Healthcare and Rehabilitation Center		422	14	3%	436
AVANTE AT OCALA INC	5	400	31	7%	436
APP-UNIPATH, LLC	2	416	15	3%	433
ORCHARD RIDGE CARE AND REHABILITATION CENTER		414	19	4%	433
Destin Healthcare and Rehabilitation Center	1	391	40	9%	432
TAMARAC REHABILITATION & HEALTH CENTER		426	6	1%	432
DIAGNOSTIC & CLINICAL CARE SERVICES INC DBA		346	85	20%	431
FLORIDA DEPT OF HEALTH IN BREVARD COUNTY	3	364	63	15%	430
WALGREENS 3173		392	38	9%	430
PruittHealth Panama City	1	365	64	15%	430
AVECINA MEDICAL JULINGTON	1	240	189	44%	430
FLORIDA HEART & VASCULAR MULTISPECIALTY GROUP PA		325	102	24%	427
PENSACOLA PEDIATRICS, PA		408	19	4%	427
RITECARE MEDICAL CENTER		337	90	21%	427
SUNLAND MARIANNA COX MEDICAL CENTER		382	43	10%	425
SUN COUNTRY PEDIATRICS PLLC	9	378	37	9%	424
HCSO OCCUPATIONAL HEALTH AND WELLNESS CENTER		341	83	20%	424
FLORIDA DEPARTMENT OF HEALTH IN LIBERTY COUNTY	3	324	97	23%	424
PALMS OF SEBRING		385	38	9%	423
BAPTIST PRIMARY CARE INC	1	395	27	6%	423
LEHIGH REGIONAL MEDICAL CENTER LAB	2	372	47	11%	421

COVID-19: testing by laboratory

Data through May 9, 2021 verified as of May 10, 2021 at 09:25 AM

Data in this report are provisional and subject to change.

The numbers in the table below represent the number of Florida and non-Florida residents for whom test results were received by the Department of Health. A person can be tested by more than one laboratory and can have both positive and negative results. **Therefore, the sum of the numbers in each column will be larger than the total number of people tested.**

Reporting lab	Inconclusive	Negative	Positive	Percent positive	Total
CHEEK AND SCOTT DRUGS INC		350	71	17%	421
BAY VILLAGE OF SARASOTA INC		417	3	1%	420
GARCIA CLINICAL LABORATORY		28	392	93%	420
Solaris Healthcare Lake Bennet		382	38	9%	420
SABAL DIRECT PRIMARY CARE, PA		336	83	20%	419
Life Care Center of Ocala		349	70	17%	419
BRIDGEWATER PARK HEALTH AND REHAB	3	379	34	8%	416
Bay Breeze Senior Living and Rehabilitation Center		363	53	13%	416
HEALTH CENTRAL PARK		349	67	16%	416
MINUTECLINIC LLC #3671		371	45	11%	416
PEACHTREE IMMEDIATE CARE		350	65	16%	415
HEALTH PARK CARE CENTER		407	7	2%	414
FLORIDA DEPARTMENT OF HEALTH		361	53	13%	414
Timberridge Center for Rehabilitation and Healing		378	35	8%	413
LIFE CARE PONTE VEDRA INC		400	12	3%	412
CLINICAL LABS OF HAWAII		405	4	1%	409
BAYSHORE DIAGNOSTICS		362	46	11%	408
TIDE LABORATORIES		362	45	11%	407
UR MEDICINE LABS- CENTRAL LABORATORY		379	26	6%	405
SPECIALTY HEALTH AND REHABILITATION CENTER		375	30	7%	405
TRI-COUNTY NURSING AND REHABILITATION CENTER INC		389	15	4%	404
ELMCROFT PINECREST	1	376	27	7%	404
MY HEALTHY BLUEPRINT BY BAPTIST HEALTH CARE		336	68	17%	404
The Care Center at Pinellas Park	1	388	14	3%	403
HARDEE MANOR HEALTH CARE CENTER	1	394	4	1%	399
ARCPOINT LABS OF ST PETERSBURG		308	91	23%	399
Vi at Lakeside Village Skilled Nursing		384	15	4%	399
Solaris Healthcare Coconut Creek		389	10	3%	399
MEDFAST URGENT CARE CENTER		167	231	58%	398
ADVENTHEALTH EXPRESS CARE AT		326	72	18%	398
NAPHCARE, INC AT MANATEE COUNTY JAIL		372	26	7%	398
HENDRY REGIONAL MEDICAL CENTER		115	283	71%	398
LUIS A GHIGLINO MD PA		386	12	3%	398
OCEAN VIEW NURSING AND REHAB CENTER		375	22	6%	397
ROSEWOOD HEALTH AND REHABILITATION CENTER		370	27	7%	397
LASER & SURGERY CENTER OF THE PALM BEACHES		394	2	1%	396
PALMS REHABILITATION AND HEALTHCARE CENTER		355	40	10%	395
MINI ER AND URGENT CARE		289	105	27%	394
EXCEL PEDIATRICS		336	58	15%	394
BAPTIST HEALTH SOUTH FLORIDA - WEST BOCA URGENT CARE		326	66	17%	392
MADISON FACILITY INC		385	7	2%	392
Coastal Health and Rehabilitation Center		380	12	3%	392
BARTON HEALTH ALLIANCE	3	342	47	12%	392
Life Care Center at Inverrary		381	10	3%	391
SIGNATURE HEALTHCARE OF NORTH FLORIDA		387	4	1%	391
AVANTE AT MT DORA		381	8	2%	389
BARBER		13	376	97%	389

COVID-19: testing by laboratory

Data through May 9, 2021 verified as of May 10, 2021 at 09:25 AM

Data in this report are provisional and subject to change.

The numbers in the table below represent the number of Florida and non-Florida residents for whom test results were received by the Department of Health. A person can be tested by more than one laboratory and can have both positive and negative results. **Therefore, the sum of the numbers in each column will be larger than the total number of people tested.**

Reporting lab	Inconclusive	Negative	Positive	Percent positive	Total
MANORCARE AT LELY PALMS		382	7	2%	389
Stacey Health Care Centers Inc. dba Riverside Care Center		358	30	8%	388
JACKSONVILLE KIDS PEDIATRICS, PLLC		353	35	9%	388
ADVANCED AMBULATORY SURGERY CENTER		372	14	4%	386
SERENADES IN THE VILLAGES		333	53	14%	386
PORT CHARLOTTE HMA		343	43	11%	386
SEA BREEZE REHAB AND NURSING CENTER		376	9	2%	385
AVON PARK PEDIATRICS INC	3	341	40	10%	384
VILLAGE DOCTORS FAMILY MEDICAL CENTER OF		316	68	18%	384
BOCA BIOLISTICS REFERENCE LABORATORY	3	254	127	33%	384
FAMILY MEDICAL CARE OF PALM BEACH		280	104	27%	384
CORAL TRACE HEALTH CARE	2	377	5	1%	384
BAYFRONT MEDICAL		335	47	12%	382
ST CATHERINE'S WEST REHABILITATION HOSPITAL		369	13	3%	382
BROOKDALE PADDOCK HILLS	2	378	2	1%	382
PEDIATRICS IN BREVARD PA- ROCKLEDGE		333	47	12%	380
COMMUNITY HEALTH AND REHABILITATION CENTER		317	63	17%	380
COLLIER COUNTY JAIL		377	2	1%	379
TRENTON MEDICAL CENTER INC DBA PALMS MEDICAL GROUP	4	282	93	25%	379
ACCESS MEDICAL CENTER	1	344	33	9%	378
BEAR CREEK NURSING CENTER		373	5	1%	378
VILLAGE PLACE NH LLC		336	42	11%	378
ARCPPOINT LABS OF SARASOTA MANATEE		295	83	22%	378
VETERANS AFFAIRS MEDICAL CENTER - LAKE CITY		52	325	86%	377
24/7 PEDIATRIC CARE CENTERS INC		356	21	6%	377
KISSIMMEE FACILITY OPERATIONS LLC		352	24	6%	376
SOLARIS HEALTHCARE PARKWAY	2	355	19	5%	376
BAYA PHARMACY WEST		8	368	98%	376
COLOR GENOMICS, INC.	4	365	6	2%	375
FAIR HAVENS CENTER, OPCO		368	7	2%	375
SPRINGTREE REHAB & HEALTH CARE CENTER		350	24	6%	374
GENETIC TECHNOLOGICAL INNOVATIONS, LLC		361	13	3%	374
JACKSONVILLE VA UNIVERSITY OPC	4	357	12	3%	373
ELMHURST HOSPITAL CENTER	1	340	32	9%	373
OCEAN BIOSCIENCES		363	10	3%	373
EPWORTH VILLAGE RETIREMENT COMMUNITY		367	6	2%	373
FL HUD DESTIN, LLC D/B/A GRAND BOULEVARD HEALTH		334	39	10%	373
REHABILITATION CENTER OF LAKE CITY, THE		343	30	8%	373
HAINES CITY REHABILITATION AND NURSING CENTER		349	24	6%	373
MANOR CARE OF NAPLES FL LLC		366	6	2%	372
SUNCOAST URGENT CARE		281	91	24%	372
SANFORD LABORATORIES		333	39	10%	372
MACDILL AIR FORCE BASE		330	41	11%	371
LIFE BRITE	4	349	18	5%	371
URGENT CARE BETHESDA	1	318	52	14%	371
INFORM DIAGNOSTICS		361	9	2%	370
ADVENT HEALTH - TAMPA		148	221	60%	369

COVID-19: testing by laboratory

Data through May 9, 2021 verified as of May 10, 2021 at 09:25 AM

Data in this report are provisional and subject to change.

The numbers in the table below represent the number of Florida and non-Florida residents for whom test results were received by the Department of Health. A person can be tested by more than one laboratory and can have both positive and negative results. **Therefore, the sum of the numbers in each column will be larger than the total number of people tested.**

Reporting lab	Inconclusive	Negative	Positive	Percent positive	Total
Palmetto Subacute Care Center		358	11	3%	369
BAYA POINTE NURSING AND REHABILITATION		285	83	23%	368
HOLISTIC PEDIATRICS GROUP LLC		343	25	7%	368
LAKE EUSTIS HEALTH AND REHABILITATION CENTER		360	8	2%	368
Solaris HealthCare Imperial		360	8	2%	368
ENCOMPASS HEALTH REHABILITATION OF SEA PINES		366	1	0%	367
ST JOSEPH'S HOSPITAL LABORATORY		2	364	99%	366
HOLIDAY CVS LLC DBA CVS/PHARMACY #0440		350	16	4%	366
TAVARES PEDIATRICS		306	59	16%	365
EHEALTHSCREENINGS, LLC		365			365
FAMILY CARE PARTNERS OF NE FLORIDA LLC		289	75	21%	364
ESTERO ISLAND MEDICAL CENTER		288	76	21%	364
HOLLEY NAVARRE MEDICAL CLINIC		280	83	23%	363
RIVERS FAMILY MEDICINE PA		275	87	24%	362
RAPID RELIABLE TESTING NY LLC		347	12	3%	359
AVANTE AT LEESBURG INC		352	5	1%	357
CITY OF PORT SAINT LUCIE		333	24	7%	357
ARGO SENIOR LIVING AT HAVERHILL		336	21	6%	357
SOUTHWEST ORLANDO FAMILY MEDICINE, PL		296	60	17%	356
Marshall Health and Rehabilitation Center		307	49	14%	356
AVENTURA REHAB AND NURSING CENTER		338	17	5%	355
The Grove Health and Rehabilitation		331	24	7%	355
VILLAGE AT VIENNA SQUARE,THE	6	329	17	5%	352
Surrey Place Healthcare and Rehabilitation		350	2	1%	352
MY CLINICAL LAB		223	129	37%	352
FOUNTAIN INN NURSING & REHABILITATION CTR, INC		346	6	2%	352
KEY WEST HEALTH AND REHAB	1	343	8	2%	352
CORAL BAY HEALTHCARE AND REHABILITATION	1	338	12	3%	351
FLORIDA KEYS PEDIATRICS & ADOLESCENT CENTER		333	18	5%	351
HOSPICE OF LAKE & SUMTER INC	1	337	10	3%	348
SELECT REFERENCE LABORATORIES, LLC	1	333	12	3%	346
Avante at St Cloud, Inc.		335	11	3%	346
HEALTH DESIGNS		332	14	4%	346
USAFSAM/PHE		175	170	49%	345
EAST RIDGE RETIREMENT VILLAGE		341	3	1%	344
FLORIDA HEALTH CARE PLANS			344	100%	344
Concordia Village of Tampa AL		339	5	1%	344
WILLISTON PEDIATRICS PA	1	301	41	12%	343
LabCorp (Non-Interfaced)	2	131	210	61%	343
POMPANO REHABILITATION AND NURSING CTR		338	5	1%	343
REGENTS PARK OF BOCA RATON		337	5	1%	342
JACKSON PLAZA NURSING & REHAB CENTER	6	327	9	3%	342
ADVENT HEALTH CENTRA CARE - PALM COAST		80	262	77%	342
FRICKS PHARMACY		279	63	18%	342
CRYSTAL RIVER HEALTH & REHAB		337	4	1%	341
DEPARTMENT OF HEALTH BUREAU OF FAMILY		330	11	3%	341
AFTER HOURS PEDIATRICS INC	1	1	339	99%	341

COVID-19: testing by laboratory

Data through May 9, 2021 verified as of May 10, 2021 at 09:25 AM

Data in this report are provisional and subject to change.

The numbers in the table below represent the number of Florida and non-Florida residents for whom test results were received by the Department of Health. A person can be tested by more than one laboratory and can have both positive and negative results. **Therefore, the sum of the numbers in each column will be larger than the total number of people tested.**

Reporting lab	Inconclusive	Negative	Positive	Percent positive	Total
CRONOS CLINICAL LABORATORY	22	227	91	27%	340
CYPRESS COVE		332	8	2%	340
CONCIMED LLC		305	33	10%	338
MACCLENNY NURSING AND REHAB		320	18	5%	338
SIGNATURE HEALTHCARE AT THE COURTYARD		291	47	14%	338
RULEME CENTER	2	306	30	9%	338
MEDICAL CENTER AT OCEAN REEF,THE		321	17	5%	338
FIRST CHOICE PEDIATRICS INC		298	39	12%	337
MIAMI CEREBRAL PALSY RESIDENTIAL		334	1	0%	335
KENNEDY PAIN CLINIC GROUP LLC		301	34	10%	335
SUNRISE DIAGNOSTIC LABORATORY		282	53	16%	335
LODGE HEALTH AND REHABILITATION CENTER, THE		302	33	10%	335
ST JUDE CHILDREN'S RESEARCH HOSPITAL		319	15	4%	334
APOLLO HEALTH & REHABILITATION		327	7	2%	334
PHYSICIANS REGIONAL WALK-IN		196	138	41%	334
NORTH PINELLAS STATMED QUICK QUALITY CLINICS		236	97	29%	333
AMERICAN FINNISH NURSING HOME	2	323	8	2%	333
Life Care Center at Wells Crossing		309	24	7%	333
GOOD SAMARITAN SOCIETY-DAYTONA		312	21	6%	333
ST LUCIE EMPLOYEE HEALTH & WELLNESS CENTER		321	12	4%	333
EDGEWATER AT WATERMAN VILLAGE,THE		315	16	5%	331
ROSEN MEDICAL CENTER		287	44	13%	331
DELTONA HEALTH CARE		307	24	7%	331
Avante at Inverness		327	3	1%	330
CROSS POINTE CARE CENTER	2	320	6	2%	328
WESTCHESTER GARDENS LIMITED PARTNERSHIP		319	9	3%	328
HCTB INC		270	57	17%	327
ST JAMES HEALTH AND REHABILITATION CENTER		240	87	27%	327
ACCURATE DIAGNOSTIC LABS, INC		309	18	6%	327
TIERRA PINES CENTER		313	13	4%	326
SILVER CREEK SENIOR LIVING COMMUNITY		321	5	2%	326
PIONEER CLINICAL LAB, LLC		212	113	35%	325
DAYTONA BEACH HEALTH AND REHAB CENTER		323	2	1%	325
STATMED QUICK QUALITY CLINIC AT NORTH PINELLAS		66	258	80%	324
CareATC - Jackson	119	159	46	14%	324
CENTERSTONE OF FLORIDA☐		297	26	8%	323
TALLAHASSEE NHHI LLC	1	295	27	8%	323
LUTHERAN HAVEN		314	9	3%	323
AVELLINO LAB USA, INC	1	308	13	4%	322
Life Care Center of Sarasota		308	13	4%	321
BIOCEPT		299	22	7%	321
Avante at Orlando	1	314	6	2%	321
HUNT CLUB PEDIATRIC ASSOCIATES, P.A.		272	48	15%	320
HEATHER HILL HEALTHCARE CENTER		273	47	15%	320
West Melbourne Health and Rehabilitation Center		319	1	0%	320
PruittHealth Santa Rosa		225	94	29%	319
AMERICAN ESOTERIC LAB-BIRMINGHAM		313	5	2%	318

COVID-19: testing by laboratory

Data through May 9, 2021 verified as of May 10, 2021 at 09:25 AM

Data in this report are provisional and subject to change.

The numbers in the table below represent the number of Florida and non-Florida residents for whom test results were received by the Department of Health. A person can be tested by more than one laboratory and can have both positive and negative results. **Therefore, the sum of the numbers in each column will be larger than the total number of people tested.**

Reporting lab	Inconclusive	Negative	Positive	Percent positive	Total
Sunset Point Center		312	6	2%	318
ARDEN COURTS OF TAMPA	2	310	6	2%	318
HOMESTEAD MANOR	2	274	41	13%	317
MEDEXPRESS LUTZ		3	313	99%	316
QUICK CARE MED LLC	1	252	63	20%	316
220 GOLDEN, LLC	1	299	16	5%	316
BAY COUNTY SHERIFFS OFFICE JAIL FACILITY		262	53	17%	315
WALGREENS 4915	1	279	33	11%	313
HIGHLANDS URGENT CARE			313	100%	313
MILLENNIA ADVANCED SCIENTIFIC LLC		262	51	16%	313
GENESIS MEDICAL LABORATORY MIAMI FL.		83	230	73%	313
GULF COAST MEDICAL CENTER		307	6	2%	313
OSPREY LODGE		251	60	19%	311
LAKESIDE NEUROLOGIC		295	14	5%	309
COLLIER PHARMACY		251	57	19%	308
SILVERCREST HEALTH AND REHABILITATION CENTER	3	296	8	3%	307
HAVEN OF OUR LADY OF PEACE INC		299	8	3%	307
D PEDIATRICS		280	27	9%	307
VI AT BENTLEY VILLAGE HOME CARE		306	1	0%	307
PERSONALIZED GENETIC TESTING	3	202	100	33%	305
ST VINCENT'S AMBULATORY CARE INC DBA	2	264	39	13%	305
PONTE VEDRA GARDENS		304	1	0%	305
LEESBURG PEDIATRICS		268	37	12%	305
LAKELAND REGIONAL HEALTH SYSTEMS INC		39	266	87%	305
DE LUNA HEALTH AND REHABILITATION CENTER		281	23	8%	304
JUPITER MEDICAL CENTER URGENT CARE - STUART		232	72	24%	304
JACKSONVILLE UNIVERSITY	1	286	17	6%	304
CLARE BRIDGE ORMOND BEACH	1	303			304
WHITE WILSON MEDICAL IMMEDIATE CARE NICEVILLE		77	226	75%	303
SARAPATH DIAGNOSTICS		172	130	43%	302
CENTRAL FLORIDA HEALTH SERVICES		257	45	15%	302
Chatsworth at PGA National, LLC		288	14	5%	302
LAKE PARK OF MADISON		291	11	4%	302
USA HEALTH UNIVERSITY HOSPITAL CLINICAL LABORATORY	1	291	10	3%	302
AMERICAN RESEARCH LABS		256	46	15%	302
CONEY ISLAND HOSPITAL	1	290	11	4%	302
FLORIDA ATLANTIC UNIVERSITY STUDENT HEALTH		249	52	17%	301
RIVERWOOD HEALTH NH LLC		262	39	13%	301
DISCOVERY VILLAGE AT NAPLES		284	17	6%	301
CONSULATE HEALTH CARE OF SAFETY HARBOR		293	7	2%	300
PALM GARDEN OF PINELLAS		300			300
AVANTE AT ORMOND BEACH INC		291	9	3%	300
PROFESSIONAL URGENT CARE SERVICES		248	52	17%	300
MIDWAY PRIMARY CARE, LLC	11	184	104	35%	299
ELLENTON PEDIATRICS PA		280	18	6%	298
BUENA VISTA URGENT CARE		264	34	11%	298
renaissance health and rehabilitation center		272	26	9%	298

COVID-19: testing by laboratory

Data through May 9, 2021 verified as of May 10, 2021 at 09:25 AM

Data in this report are provisional and subject to change.

The numbers in the table below represent the number of Florida and non-Florida residents for whom test results were received by the Department of Health. A person can be tested by more than one laboratory and can have both positive and negative results. **Therefore, the sum of the numbers in each column will be larger than the total number of people tested.**

Reporting lab	Inconclusive	Negative	Positive	Percent positive	Total
ARBOR FACILITY INC		293	4	1%	297
BROOKDALE DESTIN		284	12	4%	296
THE RESIDENCE AT TIMBER PINES	4	266	26	9%	296
STAR CARE		244	51	17%	295
HEARTLAND PEDIATRICS OF LAKE PLACID PA	1	258	36	12%	295
Chatham Glen Healthcare and Rehabilitation Center		286	9	3%	295
LONGWOOD FAMILY PRACTICE		226	69	23%	295
ALLIANCE PEDIATRICS PA		288	7	2%	295
FARAH MEDICAL		279	15	5%	294
PAVILION FOR HEALTHCARE, THE		290	3	1%	293
JUPITER MEDICAL CENTER URGENT CENTER		245	48	16%	293
CHIPOLA HEALTH AND REHAB		275	18	6%	293
WESTWOOD HEALTHCARE SNF		247	46	16%	293
MILLENNIUM PHYSICIAN GROUP LLC		256	37	13%	293
NORTHWEST MEDICAL CENTER CLINICAL LABORATORY		175	118	40%	293
MEDICATION ROOMS-CSU/CI NURSE STATION	1	278	13	4%	292
PALMS FACILITY INC		273	18	6%	291
BIOIQ		243	48	16%	291
FREEDOM SQUARE NURSING CENTER□		278	12	4%	290
Rehabilitation Center for Park Place LLC		279	11	4%	290
HOSPICE OF ST FRANCIS INC□		282	7	2%	289
Solaris Senior Living North Naples ALF		280	9	3%	289
SIGNATURE HEALTHCARE OF ORANGE PARK		285	4	1%	289
STERLING HOUSE OF DELAND		288	1	0%	289
AMERICAN HEALTH ASSOCIATES INC	1	270	18	6%	289
DOCTORS MEMORIAL HOSPITAL		158	131	45%	289
AUBURN UNIVERSITY MEDICAL CLINIC		227	62	21%	289
PALM GARDEN OF GAINESVILLE	2	285	2	1%	289
MAGNOLIA DIAGNOSTICS, LLC	4	256	28	10%	288
AMELIA MEDICAL CARE		129	159	55%	288
Terrace Health and Rehab		284	4	1%	288
W FRANK WELLS NURSING HOME		258	29	10%	287
WALGREENS 10670		249	38	13%	287
PROTEUS MOLECULAR AND CLINICAL LAB	1	174	112	39%	287
IMA MEDICAL GROUP		204	82	29%	286
CAREATC CITY OF TAMPA	24	221	40	14%	285
VETERANS AFFAIRS MEDICAL CENTER - MIAMI		2	282	99%	284
CHIPOLA MEDICAL ASSOCIATES, LLC		207	77	27%	284
BOND CLINIC, PA		211	73	26%	284
BROWARD NURSING & REHABILITATION CTR	8	260	15	5%	283
AURORA DIAGNOSTICS BERNHARDT LABORATORIES PATHOLOGY SERVICE		190	93	33%	283
DAVID SCOTT MADWAR MD PA□		254	29	10%	283
LAKE VIEW CARE CENTER AT DELRAY		277	6	2%	283
SANDY PINES	2	237	43	15%	282
WASHINGTON REHAB AND NURSING		270	10	4%	280
HARBOURWOOD	1	272	7	3%	280
BRENTWOOD RETIREMENT COMMUNITY	5	240	34	12%	279

COVID-19: testing by laboratory

Data through May 9, 2021 verified as of May 10, 2021 at 09:25 AM

Data in this report are provisional and subject to change.

The numbers in the table below represent the number of Florida and non-Florida residents for whom test results were received by the Department of Health. A person can be tested by more than one laboratory and can have both positive and negative results. **Therefore, the sum of the numbers in each column will be larger than the total number of people tested.**

Reporting lab	Inconclusive	Negative	Positive	Percent positive	Total
TRUE NORTH HEALTH NAVIGATION LLC DBA DISPATCHHEALTH	1	230	48	17%	279
Crossbreeze care center	1	274	2	1%	277
PRUITT HEALTH-SANTA ROSA		275	2	1%	277
DOS OF NORTH SHORES NURSING & REHAB CENTER		276			276
VILLAGES REGIONAL HOSPITAL SURGERY CENTER LLC, THE		218	58	21%	276
Glades West Rehabilitation and Nursing Center		266	8	3%	274
NASSAU COUNTY JAIL		229	45	16%	274
A PLUS PEDIATRICS		241	32	12%	273
NADAL PEDIATRICS		221	51	19%	272
FIRST CHOICE PRIMARY CARE		216	56	21%	272
PREMIER PLACE AT THE GLENVIEW		261	9	3%	270
ATLANTIC URGENT CARE		186	84	31%	270
SHC College Park		267	3	1%	270
PBC FIREFIGHTER BENEFIT FUND WELLNESS CENTER		225	45	17%	270
LEHIGH VALLEY GENOMICS		45	225	83%	270
Jacaranda Manor		267	2	1%	269
LAKEVIEW INTERNAL MEDICINE		203	66	25%	269
ADVENT HEALTH CARE CENTER	9	246	14	5%	269
Avante at Lake Worth, Inc.	1	261	6	2%	268
ADVENT HEALTH CENTRA CARE - ORMOND BEACH		113	155	58%	268
XPRESS URGENT CARE- PORT ST. LUCIE		115	153	57%	268
SURREY PLACE CARE CENTER		261	7	3%	268
FORT MYERS REHABILITATION AND NURSING CENTER		241	26	10%	267
ST MARK VILLAGE	1	261	5	2%	267
NORTH FLORIDA PEDIATRICS - MARIANNA		227	40	15%	267
Cross Gardens Care Center		265	1	0%	266
SERANADES BY SONATA WEST ORANGE		236	29	11%	265
THE PLAYERS CHAMPIONSHIP		265			265
MIAMI JEWISH HEALTH SYSTEMS, INC	4	251	10	4%	265
BARBARA O'REILLY MD PA		257	7	3%	264
TGH		1	263	100%	264
ADVENT HEALTH - PALM HARBOR ER		216	48	18%	264
VITAS HEALTHCARE CORPORATION OF FL		248	15	6%	263
Sunnyside Nursing Home		260	3	1%	263
GEORGE SAFRAN MD PC		248	14	5%	262
SEAVIEW NURSING AND REHABILITATION CENTER		251	10	4%	261
LAKESIDE HEALTH CENTER		259	2	1%	261
BRADEN RIVER REHABILITATION CENTER LLC		258	2	1%	260
PATHWAY PHARMACY		216	44	17%	260
CLIFFORD CHESTER SIMS VA NURSING HOME		251	9	3%	260
CONSULATE HEALTHCARE OF KISSIMMEE		247	12	5%	259
TERRACES OF LAKE WORTH CARE CENTER		247	12	5%	259
ADVENT HEALTH - ORLANDO		195	64	25%	259
ISLAND HEALTH AND REHABILITATION CENTER		251	7	3%	258
FLORIDA WOMAN CARE LABORATORY LLC		232	26	10%	258
CARENOW LAKE MARY		45	213	83%	258
AZALEA TRACE		245	13	5%	258

COVID-19: testing by laboratory

Data through May 9, 2021 verified as of May 10, 2021 at 09:25 AM

Data in this report are provisional and subject to change.

The numbers in the table below represent the number of Florida and non-Florida residents for whom test results were received by the Department of Health. A person can be tested by more than one laboratory and can have both positive and negative results. **Therefore, the sum of the numbers in each column will be larger than the total number of people tested.**

Reporting lab	Inconclusive	Negative	Positive	Percent positive	Total
MARTIN ACQUISITION 1 LLC DBA		244	14	5%	258
EVENT MED SERVICES LABORATORY		252	5	2%	257
BAYVIEW CENTER		251	6	2%	257
MARTIN MEMORIAL MEDICAL CENTER LAB		128	129	50%	257
RITE MEDICAL CARE PC		254	3	1%	257
SPRINGS AT LAKE POINTE WOODS		255	2	1%	257
FELLOWSHIP HOME AT THE FAIRWAY LLC		249	7	3%	256
VETERANS AFFAIRS ORLANDO VA MEDICAL CENTER			256	100%	256
CCS - JOSEPH V CONTE		253	2	1%	255
OAKBROOK HEALTH AND REHABILITATION CENTER	1	240	14	5%	255
The Ponce Therapy Care Center		251	4	2%	255
GATTOLINE ENTERPRISES, INC. DBA FAMILY CARE PHARMACY		210	45	18%	255
BARTRAM CROSSING		254			254
KR at Hillsborough Lakes/Lutz Healthcare		244	10	4%	254
HOMESTEAD VILLAGE		243	11	4%	254
KINDRED HOSPITAL THE PALM BEACHES		248	6	2%	254
SHELL POINT VILLAGE MEDICAL CENTER		246	7	3%	253
CAREATC, INC.	1	226	24	10%	251
FLORIDA CLINICAL LABORATORY-BIOREFERENCE LABORATORIES		99	152	61%	251
BUREAU OF CLINICAL LABORATORIES		209	42	17%	251
STUART - FAIRGROUNDS		219	32	13%	251
HUNT CLUB PEDIATRIC ASSOCIATES PA		173	77	31%	250
ST ANTHONYS REHABILITATION HOSPITAL	9	239	2	1%	250
Consulate Health Care of St. Petersburg		243	7	3%	250
ESCAMBIA COUNTY JAIL DETENTION DIVISION		242	7	3%	249
UCC - WELLINGTON		3	246	99%	249
SAMIR EBEID MD		224	25	10%	249
CARRINGTON PLACE OF ST PETE LLC		242	6	2%	248
ARDEN COURTS OF FORT MYERS		241	7	3%	248
ESCAMBIA COUNTY JAIL	2	180	66	27%	248
Orchid Cove at Sarasota		246	1	0%	247
ADVENTHEALTH EXPRESS CARE AT WESLEY CH		218	29	12%	247
Heritage Healthcare at Tallahassee		239	7	3%	246
AVECINA MOBILE		121	125	51%	246
PINELLAS CARE CENTER		210	36	15%	246
ROSEWOOD HEALTHCARE & REHABILITATION CENTER		239	6	2%	245
ADVANCED MEDICAL GROUP		2	243	99%	245
Flagler Health and Rehabilitation		242	3	1%	245
ST AUGUSTINE HEALTH & REHAB CENTER		244	1	0%	245
VIERA VA OPC		238	7	3%	245
RIVERSIDE RECOVERY OF TAMPA		243	2	1%	245
EDGEWOOD NURSING CENTER		235	10	4%	245
FLORIDA MEDICAL CLINIC LLC		162	82	34%	244
MALABAR/ADVENT CENTRA CARE		48	196	80%	244
REGENTS PARK AT AVENTURA		229	15	6%	244
life Care Center of Melbourne		226	17	7%	243
PADDOCK RIDGE		240	3	1%	243

COVID-19: testing by laboratory

Data through May 9, 2021 verified as of May 10, 2021 at 09:25 AM

Data in this report are provisional and subject to change.

The numbers in the table below represent the number of Florida and non-Florida residents for whom test results were received by the Department of Health. A person can be tested by more than one laboratory and can have both positive and negative results. **Therefore, the sum of the numbers in each column will be larger than the total number of people tested.**

Reporting lab	Inconclusive	Negative	Positive	Percent positive	Total
WHITE WILSON MEDICAL CENTER IMMEDIATE CARE		135	108	44%	243
BVM THE BRIDGES LLC		240	2	1%	242
ST PETERSBURG PEDIATRICS-EAST BAY	1	204	37	15%	242
ARCHER HEALTH VENTURES, LLC		217	25	10%	242
WALGREENS #04809	1	214	26	11%	241
GOOD SAMARITAN CARES		236	5	2%	241
SACRED HEART HEALTH SYSTEM INC		201	40	17%	241
CLARE BRIDGE OF SARASOTA		238	2	1%	240
Lake Port Square Health Center		221	19	8%	240
AMERICAN HOUSE SENIOR LIVING		189	51	21%	240
PALM GARDEN OF AVENTURA		236	4	2%	240
STERLING HOUSE OF WINTER HAVEN		237	3	1%	240
SOUTHLAND SUITES OF ORMOND BEACH	4	236			240
SUNLIFE PHARMACY		210	29	12%	239
ORANGE COUNTY HEALTH DEPT		228	11	5%	239
FLORIDA HEALTH CARE PLAN INC		2	236	99%	238
FIRSTCARE CLINIC		121	116	49%	237
NORTH FLORIDA PEDIATRICS PA - DUVAL		207	29	12%	236
SOLARIS SENIOR LIVING VERO BEACH		228	8	3%	236
OAK HAMMOCK AT THE UNIVERSITY OF FLORIDA		229	6	3%	235
GUEST HOUSE OCALA, THE		224	11	5%	235
BAY TREE CARE AND REHABILITATION CENTER		197	38	16%	235
BAY VUE NURSING AND REHABILITATION CENTER		224	11	5%	235
FEDERATION CCRC OPERATIONS CORP		233	2	1%	235
FORT PIERCE HEALTH CARE		228	7	3%	235
LCS SANDHILL COVE LLC DBA	6	219	9	4%	234
ARDEN COURTS OF SEMINOLE		193	41	18%	234
BAYA URGENT CARE LLC		203	31	13%	234
MANDARIN PEDIATRICS		210	23	10%	233
Fouraker Hills Rehab and Nursing		224	9	4%	233
DOCTORS MEMORIAL FAMILY MEDICINE	2	163	68	29%	233
BENTLEY CARE CENTER		231	1	0%	232
Signature healthcare of Jacksonville		227	5	2%	232
VILLA MARIA WEST SKILLED NURSING FACILITY		224	8	3%	232
VIERA DEL MAR HEALTH AND REHABILITATION CENTER		219	13	6%	232
LAKE REGIONAL URGENT CARE		12	220	95%	232
Lakewood Nursing Center		198	34	15%	232
MCW MENTAL HEALTH LLC		228	4	2%	232
ManorCare Health Services-Palm Harbor	1	229	1	0%	231
Kindred Hospital South Florida Hollywood SNU		223	8	3%	231
CHILDREN MED CARE INC		198	33	14%	231
YOUR FAMILY WALK-IN CLINIC		17	213	93%	230
LYNN HAVEN SPORTS COMPLEX-WALKON CLINIC		21	209	91%	230
MORSELIFE MEMORY CARE RESIDENCE		221	9	4%	230
COLONY CLUB ALF,THE	1	213	15	7%	229
ASCENSION MEDICAL GROUP		5	223	98%	228
MEASE COUNTRYSIDE HOSPITAL		2	226	99%	228

COVID-19: testing by laboratory

Data through May 9, 2021 verified as of May 10, 2021 at 09:25 AM

Data in this report are provisional and subject to change.

The numbers in the table below represent the number of Florida and non-Florida residents for whom test results were received by the Department of Health. A person can be tested by more than one laboratory and can have both positive and negative results. **Therefore, the sum of the numbers in each column will be larger than the total number of people tested.**

Reporting lab	Inconclusive	Negative	Positive	Percent positive	Total
MEDICAL CONSULTANTS OF FLORIDA LLC	1	193	34	15%	228
ADVENT HEALTH - LAKE NONA		193	34	15%	227
ALLSOUTH URGENT CARE		52	175	77%	227
WIREGRASS DIRECT PRIMARY CARE PLLC□		190	37	16%	227
REGENCY PARK		208	19	8%	227
PARKS HEALTHCARE & REHABILITATION CTR	4	211	11	5%	226
HIGHLANDS LAKE CENTER		220	5	2%	225
ABSOLUTE HEALTH INTERNAL MEDICINE AND PEDIATRICS		200	25	11%	225
NSPIRE HEALTHCARE LAUDERHILL		219	6	3%	225
CLERMONT URGENT CARE		1	224	100%	225
BORLAND GROOVER CLINIC	1	187	37	16%	225
PARK MEADOWS HEALTH AND REHABILITATION CENTER		224	1	0%	225
FLORIDA DEPARTMENT OF HEALTH IN TAYLOR COUNTY	1	177	47	21%	225
CORAL GABLES NURSING & REHABILITATION CENTER		214	11	5%	225
CONSULATE HEALTH CARE OF MELBOURNE		219	5	2%	224
DISCOVERY VILLAGE AT MELBOURNE		197	27	12%	224
Avante at Melbourne		219	5	2%	224
INN AT ASTON GARDENS, THE		216	8	4%	224
CORAL REEF NURSING & REHABILITATION CENTER		216	8	4%	224
Signature Healthcare of Ormond		222	2	1%	224
FORT WALTON REHABILITATION CENTER		185	39	17%	224
MACTOWN, INC		222	2	1%	224
HOSPITAL FOR SPECIAL SURGERY		221	3	1%	224
JUNO DERMATOLOGY LLC		206	18	8%	224
BENDERSON FAMILY SKILLED NURSING AND□		205	18	8%	223
KENILWORTH CARE & REHABILITATION CENTER		205	18	8%	223
ADVENT HEALTH CENTRA CARE - APOPKA NORTH		192	30	14%	222
FLAGLER COUNTY DETENTION CENTER		209	13	6%	222
FLOW HEALTH LABORATORIES LLC		220	2	1%	222
MATHISON RETIREMENT COMMUNITY, INC	1	211	10	5%	222
BRANDON COMMUNITY HEALTH CENTER		194	28	13%	222
PINNACLES PEDS CARE PA		222			222
WALGREENS #06012		191	31	14%	222
CCS - PAUL REIN DETENTION FACILITY		156	66	30%	222
HEALTHPOINT MED GRP OF THE EMERALD COAST LLC		183	39	18%	222
BONITA PHARMACY		201	21	9%	222
PALMS MEDICAL GROUP HIGH SPRINGS		183	38	17%	221
DOLPHIN POINTE HEALTH CARE LLC		198	23	10%	221
MIAMI VA HEALTHCARE SYSTEM			221	100%	221
SUPERIOR RESIDENCES OF PANAMA CITY BEACH		213	7	3%	220
Boynton Beach Rehabilitation Center	2	213	5	2%	220
CONCORD LIFE SCIENCES LLC	2	201	17	8%	220
ADVENT HEALTH CENTRA CARE - DAYTONA BEACH		94	125	57%	219
WOOD LAKE HEALTH AND REHABILITATION CENTER		219			219
ANGELS DIAGNOSTIC GROUP		174	45	21%	219
UNIVERSITY OF MIAMI		78	140	64%	218
PEDIATRIC SPECIALISTS MEDICAL GROUP□	1	193	24	11%	218

COVID-19: testing by laboratory

Data through May 9, 2021 verified as of May 10, 2021 at 09:25 AM

Data in this report are provisional and subject to change.

The numbers in the table below represent the number of Florida and non-Florida residents for whom test results were received by the Department of Health. A person can be tested by more than one laboratory and can have both positive and negative results. **Therefore, the sum of the numbers in each column will be larger than the total number of people tested.**

Reporting lab	Inconclusive	Negative	Positive	Percent positive	Total
SOUTH BALDWIN REGIONAL MEDICAL CENTER		204	14	6%	218
THE MANOR AT CARPENTERS		185	32	15%	217
BOCA RATON REHABILITATION CENTER	4	209	4	2%	217
LAKE PORT SQUARE		200	17	8%	217
ARDEN COURTS OF DELRAY BEACH FL LLC	3	203	11	5%	217
The Waterford		214	3	1%	217
ST. CLOUD REGIONAL MEDICAL CENTER		199	18	8%	217
LABCORP BURLINGTON	1	157	58	27%	216
BROOKDALE ATRIM WAY		210	6	3%	216
Hampton Court Nursing and Rehabilitation Center		214	2	1%	216
GATEWAY/ADVENT CENTRA CARE	1	24	190	88%	215
JACKSON COUNTY HEALTH DEPARTMENT		161	54	25%	215
Taylor Care Center		210	5	2%	215
Sunrise Health and Rehabilitation Center		206	8	4%	214
BLOCK, NATION, CHASE, AND SMOLEN FAMILY MEDICINE		157	57	27%	214
KEY LARGO - LARGO CARGO		193	21	10%	214
HEALTH FIRST - HOLMES REGIONAL MEDICAL CENTER		32	182	85%	214
LIFE CARE CENTER OF PORT ST. LUCIE		201	12	6%	213
Consulate Healthcare of West Palm Beach		197	16	8%	213
San Jose Health & Reabilitation		207	6	3%	213
CONSULATE HEALTH CARE OF WINTER HAVEN		209	4	2%	213
LAKE WALES OPERATING GROUP LLC		208	5	2%	213
POCONO MEDICAL CENTER		212	1	0%	213
WORKPLACE SCREENING INTELLIGENCE			213	100%	213
FULGENT GENETICS	3	166	43	20%	212
TUSCAN GARDENS OF PALM COAST		206	6	3%	212
Bayside Health and Rehabilitation		181	31	15%	212
FLORIDA HEALTH CARE PLANS INC		2	210	99%	212
PATRIOT MEDICAL LABORATORIES		202	8	4%	210
GLENRIDGE ON PALMER RANCH,THE		202	8	4%	210
GOOD SAMARITAN SOCIETY OF DELAND		199	11	5%	210
Royal Oaks Nursing and Rehab		209	1	0%	210
EDWARD J HEALEY REHAB & NURSING CENTER		210			210
Nspire Health Care Kendall		199	10	5%	209
The Palace Nursing and Rehabilitation Center		209			209
Whispering Oaks	11	175	23	11%	209
LAB CORP	1	120	87	42%	208
HIALEAH SHORES NURSING AND REHAB CENTER		199	8	4%	207
BARKLEY PLACE	1	201	5	2%	207
KINDRED HOSPITAL MELBOURNE	1	199	6	3%	206
JACKSONVILLE NURSING AND REHAB CENTER		198	8	4%	206
VILLAGE PEDIATRICS LLC		175	31	15%	206
TARPON POINT NURSING AND REHABILITATION CENTER		203	3	1%	206
NO FLORIDA PEDIATRICS, PA		179	27	13%	206
ALL SEASONS NAPLES LLC		198	8	4%	206
MIRACLE HILL NURSING & REHABILITATION CENTER INC		200	6	3%	206
NEW YORK CITY DEPARTMENT OF HEALTH & MENTAL		171	35	17%	206

COVID-19: testing by laboratory

Data through May 9, 2021 verified as of May 10, 2021 at 09:25 AM

Data in this report are provisional and subject to change.

The numbers in the table below represent the number of Florida and non-Florida residents for whom test results were received by the Department of Health. A person can be tested by more than one laboratory and can have both positive and negative results. **Therefore, the sum of the numbers in each column will be larger than the total number of people tested.**

Reporting lab	Inconclusive	Negative	Positive	Percent positive	Total
Cross Terrace REhabilitation		203	2	1%	205
SENIOR LIVING VII TAMPA LLC	1	195	9	4%	205
PALM HARBOR FAMILY PRACTICE & WALK-IN		157	47	23%	204
PCB CLINIC		159	45	22%	204
PATHGROUP LABS LLC		97	107	52%	204
Lehigh Acres Health and Rehabilitation		191	12	6%	203
BROOKDALE OF SPRING HILL	9	192	2	1%	203
AMA MEDICAL GROUP LLC		171	32	16%	203
HEARTLAND SOUTH JACKSONVILLE OF JACKSONVILLE FL ,		202			202
POLK COUNTY HEALTH DEPARTMENT		178	24	12%	202
Governors Creek Health and Rehabilitation	1	198	2	1%	201
WEST		180	21	10%	201
VAMC WEST PALM LAB		5	196	98%	201
NADAL PEDIATRICS - VICTORIA STREET (3385)		169	31	16%	200
GRACE PEDIATRICS		168	32	16%	200
HERITAGE HEALTHCARE AND REHABILITATION CENTER		195	5	3%	200
ADVENT HEALTH - CARROLLWOOD	4	169	26	13%	199
AVANTE OF BOCA RATON		198	1	1%	199
SEMINOLE TRIBE OF FLORIDA		166	33	17%	199
NSPIRE HEALTHCARE TAMARAC		159	40	20%	199
MD NOW MEDICAL CENTERS INC		153	45	23%	198
DEPARTMENT OF HEALTH & HUMAN SERVICES		198			198
LAUREL POINT CARE ACQUISITION LLC DBA SANDGATE GARDENS REHAB AND NURSI		171	27	14%	198
CVS		49	149	75%	198
MINUTECLINIC DIAGNOSTIC OF TEXAS, LLC		181	17	9%	198
JEFFERSON COUNTY HEALTH DEPARTMENT-MONTICELLO		157	41	21%	198
SUMMERFIELD EMERGENCY ROOM		150	47	24%	197
CARE CENTERS OF NASSAU		194	3	2%	197
VIPEDIATRICS PLLC		181	16	8%	197
CARE RESOURCE COMMUNITY HEALTH CENTERS INC		186	11	6%	197
RIVERWOOD CENTER,THE		186	10	5%	196
ABBIEJEAN RUSSELL CARE CENTER		195	1	1%	196
Arbor Springs Health and Rehab		195			195
FINLAY CLINICAL LABORATORY INC	1	39	155	79%	195
Heritage Park Rehabilitation & Healthcare		177	18	9%	195
BRUCE S WEST MD	1	193	1	1%	195
FLORIDA DEPARTMENT OF HEALTH IN ALACHUA COUNTY -		179	16	8%	195
CHARTER SENIOR LIVING OF PANAMA CITY BEACH		173	21	11%	194
HAWKINS FAMILY MEDICINE LLC	1	139	54	28%	194
SARNO EXTENDED HOURS		125	69	36%	194
BEACON AT GULF BREEZE, THE	2	181	11	6%	194
EMBRY RIDDLE AERONAUTICAL UNIVERSITY HEALTH SERVICES		1	192	99%	193
NORTH BEACH REHABILITATION CENTER		191	2	1%	193
EXOSOME DIAGNOSTICS	1	172	20	10%	193
GEORGIA DEPARTMENT OF PUBLIC HEALTH	1	5	186	97%	192
WEST COAST FAMILY MEDICAL CARE		157	35	18%	192
Signature Healthcare of Palm Beach		190	2	1%	192

COVID-19: testing by laboratory

Data through May 9, 2021 verified as of May 10, 2021 at 09:25 AM

Data in this report are provisional and subject to change.

The numbers in the table below represent the number of Florida and non-Florida residents for whom test results were received by the Department of Health. A person can be tested by more than one laboratory and can have both positive and negative results. **Therefore, the sum of the numbers in each column will be larger than the total number of people tested.**

Reporting lab	Inconclusive	Negative	Positive	Percent positive	Total
CYPRESS POINT LIVING, LLC		177	15	8%	192
FIRST CHOICE PEDIATRICS SEMORAN		98	94	49%	192
MINUTECLINIC DIAGNOSTIC		181	11	6%	192
SUNY UPSTATE MEDICAL UNIVERSITY		176	15	8%	191
HEALTH LINK DIAGNOSTIC LABORATORIES		182	9	5%	191
SIGNATURE HEALTHCARE OF PORT CHARLOTTE		183	7	4%	190
Belleair Healthcare Center		184	6	3%	190
NEO GENOMICS - FORT MYERS	1	183	6	3%	190
GLADES HEALTH CARE CENTER		187	3	2%	190
ARDEN COURTS OF LARGO FL, LLC		167	22	12%	189
CANTERFIELD OF OCALA, LLC		178	11	6%	189
TUSCAN GARDENS OF VENETIA MANAGEMENT COMPANY		175	14	7%	189
PHYSICIANS REGIONAL MEDICAL CENTER - PINE RIDGE		20	169	89%	189
VIERA MANOR ASSISTED LIVING RESIDENCE		182	7	4%	189
The Inn at Sarasota Bay Club		186	3	2%	189
NO FLORIDA PEDIATRICS, PA - BRADFORD		159	30	16%	189
LIFE CARE CENTER OF ALTAMONTE SPRINGS		157	31	16%	188
NIGHT LITE PEDIATRICS WINTER GARDEN		144	44	23%	188
AMERICAN FAMILY MEDICAL LLC		145	43	23%	188
WOMEN'S CARE FLORIDA LABORATORY		183	5	3%	188
KINDRED HOSPITAL - SOUTH FLORIDA		184	4	2%	188
BENTON HOUSE AT OAKLEAF		158	30	16%	188
GABISA MEDICAL LLC		187	1	1%	188
ZON BEACHSIDE LLC		151	37	20%	188
OCEAN REEF MEDICAL CENTER		150	38	20%	188
PEDIATRICS OF GREATER ORLANDO		160	28	15%	188
ROSECASTLE OF ZEPHRHILLS		185	3	2%	188
CANTERFIELD OF CLAY COUNTY		149	39	21%	188
PLANTATION NURSING & REHAB CENTER		187			187
US MEDICAL CARE, INC		164	23	12%	187
BENTLEY VILLAGE II		177	10	5%	187
PRIMECARE OF DOTHAN		133	54	29%	187
CSL PLASMA		31	156	83%	187
FLORIDA DEPARTMENT OF HEALTH IN WALTON COUNTY		170	17	9%	187
ANTHEM LAKES LLC		151	35	19%	186
RDV SPORTSPLEX PEDIATRICS		156	30	16%	186
BAPTIST HEALTH PRIMARY CARE	1	135	50	27%	186
BAY EDUCATORS WELLNESS CENTER		127	59	32%	186
KINDRED HOSPITAL SOUTH FLORIDA		150	35	19%	185
ADVENT		172	13	7%	185
MERCY MEDICAL URGENT CARE CENTER INC		128	57	31%	185
GULFCOAST PEDIATRICS		174	11	6%	185
ST JOHNS COUNTY DETENTION CENTER		185			185
PPC-LAB EDI ORCHARD BI		176	9	5%	185
ARDEN COURTS OF PALM HARBOR		164	20	11%	184
BROOKDALE ORANGE PARK		182	2	1%	184
ST. JAMES BAY HEALTH AND REHABILITATION CENTER		183	1	1%	184

COVID-19: testing by laboratory

Data through May 9, 2021 verified as of May 10, 2021 at 09:25 AM

Data in this report are provisional and subject to change.

The numbers in the table below represent the number of Florida and non-Florida residents for whom test results were received by the Department of Health. A person can be tested by more than one laboratory and can have both positive and negative results. **Therefore, the sum of the numbers in each column will be larger than the total number of people tested.**

Reporting lab	Inconclusive	Negative	Positive	Percent positive	Total
EAST NEW YORK DIAGNOSTIC AND TREATMENT		174	9	5%	183
FAWCETT MEMORIAL HOSPITAL LABORATORY			183	100%	183
AVANTE AT ORLANDO INC		182	1	1%	183
QUEENS HOSPITAL CENTER	1	172	10	5%	183
ADVENT HEALTH CENTRA CARE - WESLEY CHAPEL		13	170	93%	183
PEDIATRIC ASSOCIATES AT ARGYLE PA		175	8	4%	183
BAYCARE HEALTH SYSTEMS	1	6	175	96%	182
STERLING HOUSE OF PUNTA GORDA		180	1	1%	181
BIGGERS FAMILY MEDICINE PA	1	165	15	8%	181
Emory L Bennett State Veterans Nursing Home		178	3	2%	181
BRIGHTON EGGERT PHARMACY INC		173	7	4%	180
Madison Health and Rehabilitation Center		144	36	20%	180
TRADITION MEDICAL CENTER LABORATORY		55	124	69%	179
HAZELDEN FLORIDA	1	171	7	4%	179
NORTH FLORIDA INTERNAL MEDICINE PA		145	34	19%	179
MOBILE INFIRMARY MED CENTER PATH LAB		164	15	8%	179
QUALITY URGENT CARE AND WELLNESS PL	3	128	47	26%	178
ROSECASTLE OF CITRUS		148	30	17%	178
LAKEVIEW TERRACE RETIREMENT COMMUNITY		159	19	11%	178
MID FLORIDA PATHOLOGY LLC MOBILE UNIT #4		125	53	30%	178
CAYUGA MEDICAL CENTER AT ITHACA		173	5	3%	178
ADVENT HEALTH CENTRA CARE - CARROLLWOOD		5	172	97%	177
FHMG-FLORIDA HOSPITAL MEDICAL GROUP		151	26	15%	177
SUWANNEE VALLEY NURSING CENTER		163	14	8%	177
GENE BY GENE		61	115	65%	176
ASTON GARDENS AT PELICAN MARSH		169	7	4%	176
HARBOR BEACH NURSING AND REHABILITATION CENTER		146	29	17%	175
ORLANDO HEALTH EMERGENCY DEPARTMENT		163	12	7%	175
Lakeside Oaks Care Center		170	5	3%	175
SACRED HEART MEDICAL GROUP URGENT CARE		146	29	17%	175
ATMORE COMMUNITY HOSPITAL LABORATORY		146	29	17%	175
COASTAL INTERNAL MEDICINE		134	40	23%	174
ANCHOR CARE AND REHABILITATION CENTER		173	1	1%	174
CENTRAL FLORIDA HEALTHCARE GROUP LLC		151	23	13%	174
Peninsula Care and Rehab		162	12	7%	174
TERRACE AT HOBE SOUND, THE	1	158	14	8%	173
WOODBIDGE FACILITY INC		166	6	3%	172
URGENT CARE OF THE PALM BEACHES, NORTH PALM BEACH			172	100%	172
ARDEN COURTS OF LELY PALMS□		170	2	1%	172
BROOKDALE FORT MYERS THE COLONY		167	4	2%	171
HEARTLAND HEALTHCARE AND REHAB CENTER		146	25	15%	171
SOMERBY LAKE NONA		164	7	4%	171
WILTON MANORS HEALTH & REHABILITATION CENTER		162	9	5%	171
Life Care Center of Orlando		164	6	4%	170
GRAVITY DIAGNOSTICS		56	114	67%	170
ADVENTHEALTH MEDICAL GROUP FAMILY MEDICINE AT		127	43	25%	170
SOUTH GEORGIA MEDICAL CENTER		116	54	32%	170

COVID-19: testing by laboratory

Data through May 9, 2021 verified as of May 10, 2021 at 09:25 AM

Data in this report are provisional and subject to change.

The numbers in the table below represent the number of Florida and non-Florida residents for whom test results were received by the Department of Health. A person can be tested by more than one laboratory and can have both positive and negative results. **Therefore, the sum of the numbers in each column will be larger than the total number of people tested.**

Reporting lab	Inconclusive	Negative	Positive	Percent positive	Total
FINNISH AMERICAN REST HOME-ALF		168	2	1%	170
TGH URGENT CARE – SEMINOLE		17	152	90%	169
MAGNOLIA MEDICAL CLINIC		58	111	66%	169
CITRUS MEMORIAL HOSPITAL		1	168	99%	169
ADVENT HEALTH CENTRA CARE - TEMPLE TERRACE	1	104	64	38%	169
WESLEY HAVEN VILLA	1	132	35	21%	168
KRYSTAL BAY NURSING AND REHABILITATION		162	6	4%	168
PANAMA CITY DEVELOPMENTAL CENTER□		168			168
OSPREY VILLAGE AT AMELIA ISLAND LTD		157	10	6%	167
MEADOWCREST FAMILY PHYSICIANS		98	69	41%	167
ANYLABTEST NOW		158	8	5%	166
NEMOURS CHILDREN'S URGENT CARE		80	86	52%	166
OCALA CBOC		156	10	6%	166
PROMPT CARE OF CENTRAL FLORIDA			165	100%	165
CITRUS HEALTH AND REHAB		132	33	20%	165
BROOKDALE BONITA SPRINGS		162	3	2%	165
THE ARLINGTON OF NAPLES INC.		162	3	2%	165
JPR URGENT MEDICAL CARE		159	5	3%	164
MAINSTREAM DIAGNOSTIC LABORATORY LLC		139	25	15%	164
WRIGHTS HEALTH CARE AND REHABILITATION CENTER		134	30	18%	164
NORTH PORT REHABILITATION AND NURSING CENTER□		163	1	1%	164
MINUTECLINIC DIAGNOSTIC OF SOUTH CARO		140	24	15%	164
HOSPICE OF THE TREASURE COAST		159	5	3%	164
PRECISION GENETICS, INC		157	6	4%	163
GARDENS HEALTH NH LLC		160	3	2%	163
BRADENTON HEALTH CARE		163			163
TRI COUNTY NURSING HOME		162	1	1%	163
CHERRY OAK PALM BEACH COUNTY		154	8	5%	162
WALTON PLACE		162			162
ADVENT HEALTH - FOUR CORNERS ER		122	39	24%	161
DESOTO PALMS ALF		155	6	4%	161
DOCTORS MEMORIAL FAMILY PRACTICE	2	122	37	23%	161
ALLCARE MEDICAL CENTERS PC		137	24	15%	161
GREENBRIAR REHABILITATION AND NURSING CENTER	1	159			160
ARCADIA HEALTH AND REHABILITATION CENTER		100	60	38%	160
TUSCAN ISLE CHAMPIONSGATE OP CO LLC		158	2	1%	160
KEYSTONE REHAB		160			160
CORNERSTONE MEDICAL CARE OF BRANDON PL		131	29	18%	160
OPPENHEIMER PLASTIC SURGERY LLC		155	5	3%	160
F&T MEDICAL RESEARCH, INC		160			160
BROOKDALE PENSACOLA		158	1	1%	159
POINTE, THE		131	28	18%	159
AMERICAN HOUSE COCONUT POINT		137	21	13%	158
COASTAL DETOX		155	3	2%	158
WUESTHOFF REF LABORATORY			158	100%	158
GRAND AVE PHARMACY		112	46	29%	158
TIMBERRIDGE NURSING HOME & REHAB		123	34	22%	157

COVID-19: testing by laboratory

Data through May 9, 2021 verified as of May 10, 2021 at 09:25 AM

Data in this report are provisional and subject to change.

The numbers in the table below represent the number of Florida and non-Florida residents for whom test results were received by the Department of Health. A person can be tested by more than one laboratory and can have both positive and negative results. **Therefore, the sum of the numbers in each column will be larger than the total number of people tested.**

Reporting lab	Inconclusive	Negative	Positive	Percent positive	Total
LONGWOOD CARDIOLOGY			157	100%	157
ALL FLORIDA FAMILY AND SPORTS MEDICINE		134	23	15%	157
PROVIDENCE HOSPITAL LABORATORY		147	9	6%	156
OMNI HEALTHCARE, INC		147	9	6%	156
WALGREENS 6221		138	18	12%	156
AEGIS MEDICAL GROUP		131	25	16%	156
MINUTECLINIC LLC #4987		139	17	11%	156
PHYSICIAN PARTNERS PERRY		92	64	41%	156
Englewood Healthcare and Rehab		141	15	10%	156
LEE MEMORIAL HEALTH SYSTEM HEALTH FAIR		150	6	4%	156
MEMORY CARE OF NAPLES		155	1	1%	156
MD NOW MEDICAL CENTERS, INC.		121	35	22%	156
NORTHEAST FLORIDA STATE HOSP-NURSING		154	1	1%	155
CRANE CENTER		124	31	20%	155
FAMILY EXTENDED CARE OF CENTRAL TAMPA		137	18	12%	155
COCOA BEACH/ADVENT CENTRA		41	114	74%	155
REGENCY OAKS HEALTH CENTER		153	2	1%	155
DIAMOND RIDGE		147	8	5%	155
FAWCETT MEMORIAL HOSPITAL-LAB		39	115	75%	154
PRUITT HEALTH		152	2	1%	154
CORE BIO LABS		76	78	51%	154
OHI WEST INC		141	13	8%	154
NAPHCARE, INC.		144	10	6%	154
NCRNC INC		140	14	9%	154
PALMETTTO FACILITY INC	1	153			154
SUNNY HILLS ALF OF SEBRING INC		140	13	8%	153
NAVARRE GARDENS LLC		127	25	16%	152
SUMMIT MEDICAL GROUP		140	12	8%	152
PACIFICA SUNRISE☐		144	8	5%	152
WILLOW BROOKE COURT AT AZALEA TRACE		149	3	2%	152
ADVENTHEALTH HOSPICE CARE CENTRAL FLORIDA		147	5	3%	152
LABORATORY OF FLORIDA		97	55	36%	152
CLEARWATER STATMED QUICK QUALITY CLINICS		43	109	72%	152
Centre Pointe Health and Rehabilitation Center		140	11	7%	151
CROSSWINDS HEALTH AND REHABILITATION CENTER	1	148	2	1%	151
KINGS BAY PEDIATRICS LLC		145	6	4%	151
PALM BEACH COUNTY HEALTH DEPT LAB	4	140	7	5%	151
REFUAH HEALTH CENTER LABORATORY		143	8	5%	151
MACKOUL PEDIATRICS FORT MYERS		130	21	14%	151
ORANGE COUNTY CORRECTIONS HEALTH SERVICES		121	30	20%	151
The Crossroads		149	1	1%	150
SONATA COCONUT CREEK	2	125	23	15%	150
GOLD CHOICE SENIOR COMMUNITIES		109	41	27%	150
KEYSTYLE LIVING LLC	1	148	1	1%	150
DAYSPRING VILLAGE		127	22	15%	149
CLINICA HISPANA		1	148	99%	149
MED COMP SCIENCES		3	146	98%	149

COVID-19: testing by laboratory

Data through May 9, 2021 verified as of May 10, 2021 at 09:25 AM

Data in this report are provisional and subject to change.

The numbers in the table below represent the number of Florida and non-Florida residents for whom test results were received by the Department of Health. A person can be tested by more than one laboratory and can have both positive and negative results. **Therefore, the sum of the numbers in each column will be larger than the total number of people tested.**

Reporting lab	Inconclusive	Negative	Positive	Percent positive	Total
SANIBEL INTERNAL MEDICINE, LLC		143	6	4%	149
Oakhurst Center		142	7	5%	149
PRECISION HEALTH RESOURCES, LLC	1	133	15	10%	149
MILLENNIUM LAB SERVICES			148	100%	148
SEAGRASS VILLAGE FLEMING ISLAND		111	37	25%	148
PROVISTA DIAGNOSTICS, INC		145	3	2%	148
ALLIANCE PEDIATRICS		116	32	22%	148
East Bay Rehabilitation Center		113	35	24%	148
TURNING POINT OF TAMPA		140	8	5%	148
GRAND VILLA OF ORMOND BEACH		142	6	4%	148
LIFE CARE CENTER OF JACKSONVILLE□		127	21	14%	148
WINDSOR OF LAKEWOOD RANCH,THE		145	2	1%	147
VILLAGE ON THE ISLE□		141	6	4%	147
KINDRED HOSPITAL NORTH FLORIDA	3	136	8	5%	147
WEDGEWOOD HEALTHCARE CENTER		94	52	36%	146
Quail Run Health Care Center		146			146
LANDMARK HOSPITAL SOUTHWEST FLORIDA LLC		141	5	3%	146
BOSTON RED SOX CLUB LP		144	2	1%	146
DOCTOR TODAY TLC LLC		99	47	32%	146
REGENCY CARE OF BLOUNTSTOWN LLC		135	10	7%	145
WILLOWBROOKE COURT AT ST ANDREWS ESTATES		140	5	3%	145
BROOKDALE CAPE CORAL		145			145
ADVENTHEALTH CENTRA CARE PONCIANA	1	81	63	43%	145
DAYSPRING SENIOR LIVING LLC		143	2	1%	145
FG RAPID		140	5	3%	145
KINDRED HOSPITAL-BAY AREA-ST PETERSBURG LAB	1	138	6	4%	145
MINUTECLINIC DIAGNOSTIC OF NORTH CAROL		120	25	17%	145
TREASURE COAST FORENSIC TREATMENT CTR		124	21	14%	145
DIAGNOSTIC LABORATORY OF OKLAHOMA		118	26	18%	144
BIODESIX, INC.		112	32	22%	144
ROHR HOME		138	6	4%	144
MV MEDICAL PRACTICE DBA PRIMARY URGENT CARE		137	7	5%	144
JEFFERY WEINZWEIG		2	141	99%	143
GATEWAY CARE CENTER		141	2	1%	143
QUALITY URGENT CARE AND WELLNESS		98	45	31%	143
ARLINGTON OF NAPLES INC, THE		143			143
OAKS OF KISSIMMEE HEALTH AND REHABILITATION CENTER		140	3	2%	143
SMILEY MEDICAL GROUP		108	35	24%	143
DB MD		126	16	11%	142
UNIVERSITY COMMUNITY HOSPITAL		125	17	12%	142
A2Z DIAGNOSTICS		141	1	1%	142
SUMMIT MEDICAL GROUP PA		128	13	9%	141
PORT ST LUCIE REHABILITATION AND HEALTHCARE		98	43	30%	141
NOVARI CARE LLC		97	44	31%	141
BAY REGIONAL URGENT CARE	1	96	44	31%	141
LabCorp L#09258090 M#09258105		74	67	48%	141
UNITED CLINICAL LABORATORIES		132	9	6%	141

COVID-19: testing by laboratory

Data through May 9, 2021 verified as of May 10, 2021 at 09:25 AM

Data in this report are provisional and subject to change.

The numbers in the table below represent the number of Florida and non-Florida residents for whom test results were received by the Department of Health. A person can be tested by more than one laboratory and can have both positive and negative results. **Therefore, the sum of the numbers in each column will be larger than the total number of people tested.**

Reporting lab	Inconclusive	Negative	Positive	Percent positive	Total
GRAND VILLA OF LAKELAND		135	6	4%	141
RESEARCH CENTERS OF AMERICA, LLC		117	24	17%	141
SEVEN HILLS HEALTH AND REHABILITATION CENTER		125	16	11%	141
WELLSNOW URGENT CARE PC		138	2	1%	140
CARENOW URGENT CARE - LAKE MARY			140	100%	140
JOHN KNOX VILLAGE OF CENTRAL FLORIDA		135	5	4%	140
Gulf Coast Healthcare (Longwood Health and Rehab		118	21	15%	139
SONNIS PEDIATRICS PA		121	18	13%	139
GRAND OAKS HEALTH & REHABILITATION		138	1	1%	139
SURFSIDE URGENT CARE		112	26	19%	138
MANOR CARE OF PALM HARBOR		135	3	2%	138
ADVENT HEALTH CENTRA CARE - CITRUS PARK		9	129	93%	138
DOCTOR'S IN HOUSE LABORATORY		18	120	87%	138
AMERICAN PATHOLOGY PARTNERS		136	2	1%	138
LABCORP RTP		55	83	60%	138
MANOR AT BLUEWATER BAY		131	7	5%	138
Alhambra Health and Rehabilitation		138			138
ADVENT HEALTH CENTRA CARE - DELAND		28	110	80%	138
Lakeside Nursing and Rehabilitation Center	1	112	25	18%	138
AHEC CLINIC		8	130	94%	138
HIGHLANDS MEDICAL CENTER		135	3	2%	138
LONGWOOD HEALTH AND REHABILITATION CENTER		125	12	9%	137
SPRING HAVEN RETIREMENT	1	133	3	2%	137
CLARE BRIDGE OF CAPE CORAL	1	136			137
HARBORCHASE OF VERO BEACH	1	117	19	14%	137
Winter Park Care and Rehab		135	1	1%	136
PEDIATRIC SERVICES AND BREATHING CENTER PA		107	29	21%	136
ARIZONA DEPARTMENT OF HEALTH SERVICES		5	131	96%	136
TGH URGENT CARE - TYRONE		9	127	93%	136
TREASURE COAST URGENT & FAMILY CARE		95	41	30%	136
AESTHETIC SURGERY CENTER OF WINTER PARK, THE	3	128	5	4%	136
SONATA DELRAY BEACH		125	11	8%	136
ADVENT HEALTH CENTRA CARE - ORANGE CITY	1	53	82	60%	136
ORANGE PARK PEDIATRICS		123	12	9%	135
ST PETERSBURG PEDIATRICS-MLK JUNIOR BLVD		125	10	7%	135
SONATA WEST		133	2	1%	135
VITAS HEALTHCARE		123	12	9%	135
PANCARE HEALTH GULF COUNTY		105	30	22%	135
PEDIATRIC CARE CENTER		135			135
OAKS OF CLEARWATER, THE		132	3	2%	135
STEWART MEDICAL GROUP		34	101	75%	135
IRL MARKET LAB ALACHUA		104	31	23%	135
The Crossings		132	2	1%	134
SUNY UPSTATE OVERFLOW LABORATORY		134			134
MINUTECLINIC DIAGNOSTIC OF NORTH CARO		119	15	11%	134
SANDALWOOD NURSING CENTER		127	7	5%	134
ADVANCED MEDICAL CENTER		86	48	36%	134

COVID-19: testing by laboratory

Data through May 9, 2021 verified as of May 10, 2021 at 09:25 AM

Data in this report are provisional and subject to change.

The numbers in the table below represent the number of Florida and non-Florida residents for whom test results were received by the Department of Health. A person can be tested by more than one laboratory and can have both positive and negative results. **Therefore, the sum of the numbers in each column will be larger than the total number of people tested.**

Reporting lab	Inconclusive	Negative	Positive	Percent positive	Total
SOUTH CAMPUS FACILITY INC		122	12	9%	134
VITAS HEALTHCARE CORPORATION OF FLORIDA		129	4	3%	133
DIATHERIX LABORATORIES		76	57	43%	133
CENTRACARE		18	114	86%	132
ALTERNATIVE LIVING, INC DBA TWIN CITIES PAVILION		129	3	2%	132
GIBBENS FAMILY MEDICAL, LLC		112	20	15%	132
MICRO PATH LABORATORIES INC		129	3	2%	132
THE REHABILITATION CENTER OF LAKE CITY		127	5	4%	132
ARDEN COURTS OF WEST PALM BEACH		127	5	4%	132
L&S SENIOR CARE DBA ARCADIA OAKS	4	127	1	1%	132
TALLAHASSEE VA OPC		124	8	6%	132
AMERICAN HOUSE-BONITA SPRINGS		131	1	1%	132
LAKELAND REGIONAL HEALTH LAKE MIRIAM	3	87	42	32%	132
HEARTLAND PHARMACY LAKE PLACID, INC		99	32	24%	131
SUNRISE SENIOR LIVING OF JACKSONVILLE		120	11	8%	131
GRAND VILLA OF DELAND		123	8	6%	131
ARBOR TERRACE SAN JOSE LLC	3	126	2	2%	131
BLOCK NATION CHASE		106	25	19%	131
INTEGRATED REGIONAL LABORATORIES		119	12	9%	131
FOUNTAINS OF HOPE LLC, THE		130	1	1%	131
THE WELLNESS CENTER AT LAKEWOOD RANCH		43	88	67%	131
SOUTH LAKE PEDIATRICS		113	18	14%	131
COQUINA CENTER		125	5	4%	130
AVOW HOSPICE INC		130			130
MORTON PLANT HOSPITAL NURSING		2	128	98%	130
MOOSEHAVEN LIFE CARE CENTER		130			130
EMERALD COAST BEHAVIORAL HOSPITAL		123	7	5%	130
CHARLES CROFT MD	1	127	2	2%	130
MEYER PEDIATRICS		114	16	12%	130
SOLARIS SENIOR LIVING OF MERRITT ISLAND		124	5	4%	129
QUICK CARE MED PL CR		80	49	38%	129
VITAS HEALTHCARE CORP OF FLORIDA		128	1	1%	129
PANAMA PHARMACY	3	108	18	14%	129
BMHSI-AEL MICROBIOLOGY LABORATORY	2	102	25	19%	129
TRI-COUNTY NURSING HOME		117	12	9%	129
LIFESTREAM BEHAVIORIAL CENTER		104	25	19%	129
THREE OAKS PHARMACY INC		114	14	11%	128
SEMINOLE SPORTS AND FAMILY MEDICINE		112	16	13%	128
THE CLUB AND REHABILITATION CENTER		127	1	1%	128
MINUTECLINIC DIAGNOSTIC OF OHIO LLC		105	22	17%	127
HILLSBOROUGH COUNTY DEVELOPMENTAL CTR	1	117	9	7%	127
FLORIDA DEPARTMENT OF HEALTH IN LAKE COUNTY	1	79	47	37%	127
THE COURTYARD ASSISTED LIVING		123	4	3%	127
PRIME HEALTH OF NORTH PORT LLC		106	21	17%	127
IQBAL A FARUQUI MD		93	34	27%	127
GESSLER CLINIC PA		98	29	23%	127
LATE HOURS URGENT CARE		66	61	48%	127

COVID-19: testing by laboratory

Data through May 9, 2021 verified as of May 10, 2021 at 09:25 AM

Data in this report are provisional and subject to change.

The numbers in the table below represent the number of Florida and non-Florida residents for whom test results were received by the Department of Health. A person can be tested by more than one laboratory and can have both positive and negative results. **Therefore, the sum of the numbers in each column will be larger than the total number of people tested.**

Reporting lab	Inconclusive	Negative	Positive	Percent positive	Total
SHOAL CREEK REHABILITATION CENTER		85	42	33%	127
TIFFANY HALL NURSING AND REHAB CENTER		117	9	7%	126
PALMS EDGE	1	116	8	6%	125
HOSPICE OF MARTIN & ST LUCIE, INC		122	3	2%	125
UNIVERSTIY CENTER MEDICAL LLC DBA	1	118	6	5%	125
WINDERMERE MEDICAL CENTER		119	6	5%	125
PUTNAM COUNTY SHERIFFS OFFICE		115	10	8%	125
BROOKDALE PALM COAST		125			125
FHMG LAKE MARY PEDS		108	16	13%	124
WESTCHESTER MEDICAL CENTER	1	118	5	4%	124
NORTH FL SOUTH GA HCS-MALCOM RANDALL VAMC			124	100%	124
ARBOR GLEN AT ARBOR TRACE	2	113	9	7%	124
ADVENT HEALTH CENTRA CARE - BRANDON		31	93	75%	124
ISLAND URGENT CARE PLLC DBA AFC URGENT CARE		123	1	1%	124
MONTEFIORE MEDICAL CENTER LABORATORIES - MOSES		114	10	8%	124
FLORIDA ATLANTIC UNIVERSITY		116	8	6%	124
ADVANCED EMURGENT CARE		28	96	77%	124
DOCTORS CENTER PA,THE		107	17	14%	124
Mt Sinai Aventura			124	100%	124
PSL NAPLES BH OPERATIONS, LLC		123			123
PICH KTM CORP DBA MEDTOWN PHARMACY		106	17	14%	123
EC OPCO CARROLLWOOD LLC		116	7	6%	123
CITRUS MEMORIAL HEALTH SYSTEM LAB		2	121	98%	123
Golfview Healthcare Center		117	6	5%	123
VIERA HOSPITAL			123	100%	123
MINUTECLINIC DIAGNOSTIC OF RHODE ISLAND, LLC #729		119	4	3%	123
ARDEN COURTS OF SARASOTA		105	18	15%	123
GENEDX		48	75	61%	123
PHYSICIANS REGIONAL CLINIC		92	30	25%	122
FHMG- FLORIDA HOSPITAL MEDICAL GROUP		108	14	11%	122
PARKVIEW HEALTH		121	1	1%	122
PINELLAS COUNTY JAIL			121	100%	121
Crystal Health & Rehab Center		115	6	5%	121
SANDY RIDGE CENTER FOR REHABILITATION AND HEALING		100	21	17%	121
HOSPICE OF THE EMERALD COAST INC - PANAMA CITY	2	112	7	6%	121
URGENT CARE TCMA			121	100%	121
ADVENTHEALTH MEDICAL GROUP PRIMARY CARE		112	9	7%	121
BROOKDALE JENSEN BEACH□		118	3	2%	121
HOBDAIR FAMILY HEALTH LLC□		83	37	31%	120
J FRANK AVEY MD		93	27	23%	120
ARBOR TERRACE ORTEGA LLC	2	116	2	2%	120
MY CLINICAL LAB INC		17	103	86%	120
FLAGLER COLLEGE HEALTH SERVICES		86	34	28%	120
ENCOMPASS HEALTH REHABILITATION HOSPITAL		119	1	1%	120
RDX BIOSCIENCE		60	59	50%	119
ENCOMPASS HEALTH REHABILITATION HOSPITAL OF LARGO		116	3	3%	119
DELAND WELLNESS CENTER			119	100%	119

COVID-19: testing by laboratory

Data through May 9, 2021 verified as of May 10, 2021 at 09:25 AM

Data in this report are provisional and subject to change.

The numbers in the table below represent the number of Florida and non-Florida residents for whom test results were received by the Department of Health. A person can be tested by more than one laboratory and can have both positive and negative results. **Therefore, the sum of the numbers in each column will be larger than the total number of people tested.**

Reporting lab	Inconclusive	Negative	Positive	Percent positive	Total
UNIVERSITY HEALTH SYSTEM INC		108	11	9%	119
Hialeah Nursing And Rehabilitation Center		113	6	5%	119
BROOKDALE CANOPY OAKS		87	32	27%	119
TREASURE COAST PEDIATRICS PA		112	7	6%	119
MED ONE AT SAINT AUGUSTINE		87	32	27%	119
COASTAL HEALTH AND REHAB		110	9	8%	119
MATHISON RETIREMENT COMMUNITY		114	5	4%	119
BROWARD HEALTH CORAL SPRINGS EPIDEMIOLOGY DEPT		1	117	99%	118
PATRICK AIR FORCE BASE		7	111	94%	118
SH HERON EAST LLC		103	15	13%	118
GRAND OAKS OF JENSEN BEACH LLC		113	5	4%	118
ISLAND DOCTORS		23	95	81%	118
VILLAS OF HOLLY BROOK - BRADENTON 14TH		116	2	2%	118
TUSCAN ISLE OPERATING COMPANY LLC DBA		114	4	3%	118
PALM BAY HOSPITAL			117	100%	117
BLISS HEALTHCARE SERVICES	1	91	25	21%	117
GUIDEWELL EMERGENCY MEDICINE DOCTORS LLC		76	41	35%	117
NEIGHBORHOOD MEDICAL CENTER		112	5	4%	117
MD 365 MEDICAL CARE		116	1	1%	117
ST JOSEPHS HOSPITAL SOUTH HOSPITAL		1	116	99%	117
BROOKDALE COLONIAL PARK	2	114	1	1%	117
TREASURE COAST PRIMARY CARE		94	23	20%	117
LENOX HILL HOSPITAL		108	9	8%	117
NORTH SHORE MEDICAL LABS	1	108	7	6%	116
TROPICANA MANUFACTURING COMPANY INC		109	7	6%	116
LEE COUNTY SCHOOL DISTRICT	1	108	7	6%	116
BAY PINES MEDICAL ASSOCIATES		1	115	99%	116
CSL PLASMA INC		11	105	91%	116
WESTWOOD NURSING & REHAB		82	34	29%	116
SMS DO PA		98	18	16%	116
CAREATC		30	86	74%	116
BELVEDERE COMMONS OF FORT WALTON BEACH		106	10	9%	116
CONSULATE HEALTH CARE OF SARASOTA	1	115			116
SOUTH BALDWIN MEDICAL CENTER GULF SHORES		93	23	20%	116
CAN COMMUNITY HEALTH		113	2	2%	115
THE POINTE AT CEDAR PARK		114	1	1%	115
CABANA AT JENSEN DUNES, THE		111	4	3%	115
CARE CENTERS OF NASSAU, LLC - HENDRICKS RD		114	1	1%	115
TREASURE COAST MEDICAL ASSOCIATES		4	111	97%	115
SUNFLOWER SPRINGS ASSISTED LIVING		105	10	9%	115
Courtyards of Orlando Care Center		102	12	11%	114
ELAN BUENA VISTA		97	17	15%	114
UNIVERSITY MEDICAL CENTER SUITES		100	14	12%	114
A PLUS FAMILY URGENT CARE		89	24	21%	113
G & R HEALTH MART PHARMACY		93	20	18%	113
CAREMOUNT MEDICAL - PATHOLOGY		109	4	4%	113
ENCOMPASS HEALTH REHABILITATION HOSPITAL OF SARASOTA		111	1	1%	112

COVID-19: testing by laboratory

Data through May 9, 2021 verified as of May 10, 2021 at 09:25 AM

Data in this report are provisional and subject to change.

The numbers in the table below represent the number of Florida and non-Florida residents for whom test results were received by the Department of Health. A person can be tested by more than one laboratory and can have both positive and negative results. **Therefore, the sum of the numbers in each column will be larger than the total number of people tested.**

Reporting lab	Inconclusive	Negative	Positive	Percent positive	Total
MINUTECLINIC DIAGNOSTIC OF SOUTH CAROLINA, LLC		92	20	18%	112
ALLIED HEALTH FORT PIERCE		112			112
VRL EUROFINs - HAWAII		112			112
WALGREENS CO		101	11	10%	112
TOTAL CARE PLUS LLC			112	100%	112
CLEVELAND CLINIC FOUNDATION		12	100	89%	112
ALL MY KIDS PEDIATRICS INC		78	33	30%	111
PM PEDIATRICS		98	13	12%	111
ASHRAF MEDICAL GROUP PLLC DBA PULSE MD		108	3	3%	111
MG PORT CHARLOTTE II SUBTENANT LLC		99	12	11%	111
HARBORCHASE OF NAPLES		97	14	13%	111
RARITAN BAY PERTH AMBOY		102	9	8%	111
MEDSTAR LABORATORY INC	6	103	1	1%	110
EXPRESS DOCS LLC		11	99	90%	110
COLONY CARE CENTER		94	16	15%	110
AU HEALTH		94	16	15%	110
Cross Landings Health and Rehabilitation		101	9	8%	110
LAKE HOUSE ASSISTED LIVING		93	17	15%	110
BRANDYWYNE HEALTH CARE CENTER		107	2	2%	109
WHITE PLAINS HOSPITAL CENTER LAB		105	4	4%	109
LPG PRIMARY CARE AT SURFSIDE		95	14	13%	109
Riviera Health Resort		108	1	1%	109
BAPTIST MEDICAL CENTER SOUTH		86	22	20%	108
EVANS HEALTH CARE		106	2	2%	108
North Lake Care Center		107	1	1%	108
CHILDRENS CLINIC		56	51	48%	107
AFTER HOURS PEDIATRICS			107	100%	107
NAVY HOSPITAL			107	100%	107
MENORAH HOUSE		106	1	1%	107
Ocala Oaks Rehabilitation Center		101	6	6%	107
MAIN STREET MEDICAL CENTER OF CRESTVIEW PA		83	24	22%	107
BAY VIEW HEALTHCARE		85	22	21%	107
VILLAGES VA CBOC	2	99	6	6%	107
ELMCROFT OF BELLA VITA		98	8	8%	106
325TH MEDICAL GROUP		87	19	18%	106
HEART OF FLORIDA REGIONAL MED CTR		35	71	67%	106
NORTH FLORIDA EVALUATION AND TREATMENT CENTER	2	99	5	5%	106
LECONTE MEDICAL CENTER LAB		87	19	18%	106
KALEIDA HEALTH CENTER FOR LABORATORY		100	6	6%	106
Gulfport Rehabilitation Center		102	3	3%	105
WE SCREEN LLC		99	6	6%	105
SHERMAN-ABRAMS LABORATORY INC		98	7	7%	105
MIAMI BEACH COMMUNITY HEALTH CENTER		2	103	98%	105
MAJESTIC OAKS		102	3	3%	105
MEDICAL CONSULTANTS OF FLORIDA DBA	1	90	14	13%	105
CVS NY4098030POCT NEW YORK		104	1	1%	105
ST PETERSBURG PEDIATRICS-SEMINOLE		92	13	12%	105

COVID-19: testing by laboratory

Data through May 9, 2021 verified as of May 10, 2021 at 09:25 AM

Data in this report are provisional and subject to change.

The numbers in the table below represent the number of Florida and non-Florida residents for whom test results were received by the Department of Health. A person can be tested by more than one laboratory and can have both positive and negative results. **Therefore, the sum of the numbers in each column will be larger than the total number of people tested.**

Reporting lab	Inconclusive	Negative	Positive	Percent positive	Total
SUNSHINE GARDENS		104	1	1%	105
COASTAL LABORATORIES OF FLORIDA		92	13	12%	105
PREDICTIVE LABORATORIES, INC	1	90	13	13%	104
EAST RIDGE RETIREMENT VILLAGE INC		104			104
PEDIATRIC CARE CENTER- JACKSONVILLE BEACH		75	29	28%	104
GRACE MEDICAL HOME		85	19	18%	104
ORLANDO LUTHERAN TOWERS ASSISTED LIVING		104			104
DOUGLAS T JACOBSON STATE VETERANS HOME		104			104
GRANDE, THE	2	98	4	4%	104
PORT CHARLOTTE REHABILITATION CENTER		90	14	13%	104
VISTA MANOR		92	12	12%	104
ST MARK ASSISTED LIVING CENTER	1	91	12	12%	104
PUBLIC SQUARE PHARMACY LLC		81	22	21%	103
NORTH CENTRAL BRONX HOSPITAL		98	5	5%	103
PruittHealth Fleming Island		87	15	15%	102
MULBERRY CARE CENTER		89	13	13%	102
HENNEPIN HEALTHCARE LABORATORY		102			102
BROOKDALE VERO BEACH SOUTH AL		101	1	1%	102
ALL CARE URGENT CARE			102	100%	102
CENTRAL FLORIDA HEALTH CARE		47	55	54%	102
INFINITY BIOLOGIX LLC OAKDALE		96	5	5%	101
CALADIUM PEDIATRICS		85	16	16%	101
MACADAMS HOME HEALTH AGENCY		100	1	1%	101
HAWTHORN HOUSE		87	14	14%	101
CRESTVIEW URGENT CARE	1	22	78	77%	101
CCS - BROWARD COUNTY JAIL		94	7	7%	101
WORLD OF PEDIATRICS LLC		92	8	8%	100
EMERALD COAST CENTER		96	4	4%	100
LAFAYETTE NURSING AND REHABILITATION CENTER		98	2	2%	100
PENNSYLVANIA DEPT OF HEALTH		21	79	79%	100
Consulate Health Care of Port Charlotte		98	2	2%	100
VANDERBILT UNIVERSITY MEDICAL CENTER		91	9	9%	100
PANIRA HEALTHCARE CLINIC		2	98	98%	100
GLOBAL CENTRAL LABS AT PPD	2	88	10	10%	100
Consulate Health Care of Jacksonville		85	14	14%	99
HUNTSVILLE HOSPITAL LABORATORY		71	28	28%	99
DEVANSH LAB WERKS INC		79	20	20%	99
IXI WELLNESS DALLAS, LLC		99			99
JOHN KNOX VILLAGE OF FLORIDA ALF	1	94	4	4%	99
WINDSOR OAKS		97	1	1%	98
PRIMECARE AT TWIN LAKES		2	96	98%	98
KORGENE LAB	1	28	69	70%	98
MIRIMUS CLINICAL LABS	2	42	54	55%	98
SEMINOLE COUNTY HEALTH DEPARTMENT		79	19	19%	98
PLAZA OF HALLANDALE BEACH		98			98
STONY BROOK UNIVERSITY MEDICAL CENTER		84	14	14%	98
ARBOR TRAIL		78	20	20%	98

COVID-19: testing by laboratory

Data through May 9, 2021 verified as of May 10, 2021 at 09:25 AM

Data in this report are provisional and subject to change.

The numbers in the table below represent the number of Florida and non-Florida residents for whom test results were received by the Department of Health. A person can be tested by more than one laboratory and can have both positive and negative results. **Therefore, the sum of the numbers in each column will be larger than the total number of people tested.**

Reporting lab	Inconclusive	Negative	Positive	Percent positive	Total
FLORIDA COMMUNITY HEALTH CENTERS INC			98	100%	98
URINEGOODHANDS LLC		96	2	2%	98
GOOD HEARTS COVID TESTING		55	43	44%	98
ALTAMONTE PEDIATRIC ASSOCIATES		31	67	68%	98
VALLEY MEDICAL CENTER		91	7	7%	98
LANDMARK, THE		48	50	51%	98
FLORIDA MEDICAL CLINIC - MULTI SPECIALTY CAMPUS		53	44	45%	97
SUPERIOR RESIDENCES OF LECANTO		82	15	15%	97
RIDGEWOOD DIAGNOSTIC LABORATORY		92	5	5%	97
HURLBURT FIELD CLINIC		39	58	60%	97
MINNESOTA TWINS		92	5	5%	97
SIGNATURE HEALTHCARE OF MIDDLEBURG		95	2	2%	97
HEALTH CENTERS AT BRENTWOOD		96	1	1%	97
BARRY UNIVERSITY STUDENT HEALTH SERVICES		52	44	46%	96
MARKET STREET VIERA		95	1	1%	96
QPS, LLC		93	3	3%	96
ADVENT HEALTH - CENTRAL PASCO ER		83	13	14%	96
PEDIATRIC ASSOCIATES ORLANDO		82	14	15%	96
GOLFCREST HEALTHCARE CENTER		96			96
BAYSHORE MEMORY CARE☐		96			96
LABFIRST - DEPARTMENT OF PATHOLOGY		92	4	4%	96
EAST ALABAMA MEDICAL CENTER LABORATORY		83	12	13%	95
THE TERRACE OF KISSIMMEE		80	15	16%	95
ADVENT HEALTH CENTRA CARE - EAST ORLANDO		65	30	32%	95
CROSS CITY REHABILITATION AND HEALTH CARE CENTER		72	23	24%	95
CATHOLIC HEALTH SERVICES REGIONAL LAB		86	8	9%	94
DIAGNOSTIC SOLUTIONS		3	91	97%	94
Conway Lakes Health and Rehabilitation Center		93	1	1%	94
ERIE COUNTY MEDICAL CTR CLINICAL LABS		90	4	4%	94
BRIDGEVIEW CENTER LLC☐		81	13	14%	94
CATHOLIC HEALTH SYSTEM DEPT LABORATORY		90	4	4%	94
NEW SMYRNA BEACH URGENT CARE			94	100%	94
ADVENT HEALTH CENTRA CARE - WATERMAN		79	15	16%	94
KINDRED AT HOME		85	9	10%	94
A COUNTRY PLACE ASSISTED LIVING FACILITY		92	2	2%	94
ROSECASTLE AT DELANEY CREEK		93	1	1%	94
PRESERVE AT PALM AIRE	3	90			93
JESSIE TRICE COMMUNITY HEALTH SYSTEM, INC		75	17	18%	92
INSTITUTE OF PATHOLOGY KINGS COUNTY		89	3	3%	92
BISHOP GRADY VILLAS		90	2	2%	92
LAKE GIBSON VILLAGE, LLC		89	3	3%	92
SUWANNEE COUNTY SHERIFF OFFICE		89	3	3%	92
LABCORP		27	65	71%	92
FLORIDA PEDIATRIC GROUP		31	61	66%	92
PLYMOUTH HOME FOR ADULTS, INC.	8	83	1	1%	92
MAGNOLIA DIAGNOSTIC		2	90	98%	92
CENTURY CENTER FOR REHABILITATION & HEALING		74	18	20%	92

COVID-19: testing by laboratory

Data through May 9, 2021 verified as of May 10, 2021 at 09:25 AM

Data in this report are provisional and subject to change.

The numbers in the table below represent the number of Florida and non-Florida residents for whom test results were received by the Department of Health. A person can be tested by more than one laboratory and can have both positive and negative results. **Therefore, the sum of the numbers in each column will be larger than the total number of people tested.**

Reporting lab	Inconclusive	Negative	Positive	Percent positive	Total
MEDRITE URGENT CARE		78	14	15%	92
DAVITA LABORATORY		69	23	25%	92
Baldwin PEDIATRIX		81	11	12%	92
LAKELAND REGIONAL HEALTH GATEWAY CENTER		65	26	29%	91
PARK OF THE PALMS INC		90	1	1%	91
JENNIFER J CHIAVETTA-GRISANTI DC		74	17	19%	91
PROMEDICA SENIOR LIVING		86	5	5%	91
AVERO DIAGNOSTICS		67	24	26%	91
COOPER FAMILY MEDICAL PLLC		71	20	22%	91
CVS MINUTE CLINIC		3	88	97%	91
LISTENING DOCTOR PLLC, THE		81	10	11%	91
SONORAN DESERT PATHOLOGY ASSOCIATES		3	88	97%	91
DEBARY HEALTH AND REHABILITATION CENTER		88	3	3%	91
HERON CLUB AT PRESTANCIA		89	2	2%	91
NAPHCARE INC		85	6	7%	91
MISIR DRUGS LLC		72	19	21%	91
CONCENTRA - FT LAUDERDALE - COMMERCIAL BLVD		89	2	2%	91
SUN CLINICAL LABORATORIES		90	1	1%	91
BAHIA OAKS LODGE		85	6	7%	91
SANTA BARBARA CARE CENTER		69	22	24%	91
MD 365 MEDICAL CARE PLLC		91			91
Winter Garden Rehab and Nursing Facility		79	11	12%	90
Lanier Rehab		64	26	29%	90
CAMPBELL URGENT CARE		15	75	83%	90
MANATEE COUNTY JAIL		89	1	1%	90
JERICHO URGENT CARE		86	4	4%	90
KEYS MEDICAL GROUP			90	100%	90
Summit Medical Group, Pa DBA CityMD		83	7	8%	90
ACE BIOMEDICAL LABS LLC		74	15	17%	89
PERSONAL PEDIATRICS		78	11	12%	89
ST VINCENT'S BIRMINGHAM		82	7	8%	89
ATRIUM AT LIBERTY PARK		85	4	4%	89
MIAMI SHORES NURSING & REHAB		89			89
MEDICAL PAVILION CLINIC		66	23	26%	89
1ST PRIORITY LAB SERVICES		73	16	18%	89
FREEDOM INN AT TARPON SPRINGS		82	7	8%	89
EVENTEST, LLC		87	2	2%	89
EMERGENCY PHYSICIANS MEDICAL CENTER LLC		65	24	27%	89
STUART LODGE LIVING LLC		66	23	26%	89
NORTH FLORIDA SPINE AND WELLNESS		69	20	22%	89
GOVERNOR'S CREEK HEALTH & REHABILITATION		87	1	1%	88
AR ANESTHESIA LLC		86	2	2%	88
JOHN D ARCHBOLD MEMORIAL HOSPITAL		85	3	3%	88
DAVENPORT PEDIATRICS CLERMONT PA		79	9	10%	88
BAYLOR GENETICS		75	13	15%	88
SIMEDHEALTH LLC		75	13	15%	88
BREVARD HEALTH ALLIANCE INC		85	3	3%	88

COVID-19: testing by laboratory

Data through May 9, 2021 verified as of May 10, 2021 at 09:25 AM

Data in this report are provisional and subject to change.

The numbers in the table below represent the number of Florida and non-Florida residents for whom test results were received by the Department of Health. A person can be tested by more than one laboratory and can have both positive and negative results. **Therefore, the sum of the numbers in each column will be larger than the total number of people tested.**

Reporting lab	Inconclusive	Negative	Positive	Percent positive	Total
EISENHOWER ARMY MEDICAL CENTER		80	7	8%	87
HUNTINGTON HOSPITAL LABORATORY		84	3	3%	87
WALGREENS 2941		83	4	5%	87
NORTHWESTERN UNIVERSITY CORP		86	1	1%	87
UNIVERSITY OF NEW MEXICO HOSPITAL		87			87
CLYDE E LASSEN STATE VETERANS NURSING HOME		62	25	29%	87
PACIFIC ANALYTICS			87	100%	87
BRANDON HEALTH AND REHABILITATION CENTER	1	85	1	1%	87
GEORGE E WEEMS MEMORIAL HOSPITAL LAB		71	16	18%	87
BEACHES PEDIATRICS PA		82	5	6%	87
CHAMBREL AT ISLAND LAKE		83	4	5%	87
WALGREENS #12673		82	4	5%	86
DISCOVERY VILLAGE AT THE FORUM		86			86
PENSACOLA DEVELOPMENTAL CENTER		67	19	22%	86
SUNCOAST TECHNICAL COLLEGE SCHOOL OF HEALTH		86			86
ST VINCENTS PRIMARY CARE		78	8	9%	86
BRILLIANCE ASSISTED LIVING		69	17	20%	86
LEVY COUNTY DEPARTMENT OF HEALTH		61	24	28%	85
ARBOR OAKS AT TYRONE	9	74	2	2%	85
MEDEXPRESS - BLOOMIN BRANDS		65	20	24%	85
PRMG - EAST NAPLES	1	73	11	13%	85
MEADOWCREST FAMILY PHYSICIANS PA	1	60	24	28%	85
W. FRANK WELLS NURSING HOME		84	1	1%	85
DELCARE PA		68	17	20%	85
LAKE SHERIFF		65	20	24%	85
LAKE HOWELL FAMILY MEDICINE ASSOCIATES		70	15	18%	85
REHAB AND HEALTHCARE CENTER OF CAPE CORAL		84			84
PEDIATRIC SERVICES OF AMERICA INC		79	5	6%	84
PINES OF SARASOTA GARDEN		84			84
HOLMES COUNTY HEALTH DEPARTMENT	1	70	13	15%	84
AESTHETIC ENHANCEMENTS		84			84
NITE LITE PEDIATRICS - JACKSONVILLE		76	8	10%	84
LONG TERM CARE OF JAY, LLC		63	21	25%	84
PANCARE HEALTH - FREEPORT CLINIC SUITE B		75	9	11%	84
CENTRAL FLORIDA PEDIATRICS		38	45	54%	83
ROYAL CARE OF AVON PARK		80	3	4%	83
CANOPY ON BERRYHILL, THE		51	32	39%	83
GRAND ST PAUL CVS		80	3	4%	83
LABCORP EMPLOYER SERVICES		82	1	1%	83
BROWARD HEALTH MEDICAL CENTER CLINICAL LAB			83	100%	83
PREMIUM HEALTH SERVICES OF TAMPA BAY LLC		53	30	36%	83
MID FLORIDA PRIMARY CARE PA		69	14	17%	83
LAB PLUS, LLC AT SAINT THOMAS WEST HOSPITAL		68	14	17%	82
Lexington Health and Rehabilitation Center		82			82
TAMPA BAY CONCIERGE DOCTOR, LLC		79	3	4%	82
THE PAVILION FOR HEALTH CARE		72	10	12%	82
WEST VOLUSIA FAMILY AND SPORTS MEDICINE		75	6	7%	81

COVID-19: testing by laboratory

Data through May 9, 2021 verified as of May 10, 2021 at 09:25 AM

Data in this report are provisional and subject to change.

The numbers in the table below represent the number of Florida and non-Florida residents for whom test results were received by the Department of Health. A person can be tested by more than one laboratory and can have both positive and negative results. **Therefore, the sum of the numbers in each column will be larger than the total number of people tested.**

Reporting lab	Inconclusive	Negative	Positive	Percent positive	Total
ECOLAB GROUP		45	36	44%	81
LAKE CITY VA MEDICAL CENTER			81	100%	81
ARTHREX MEDICAL CENTER		44	37	46%	81
LAB		29	52	64%	81
MEDCOR CORPORATE CLINIC		80	1	1%	81
BIO-TECH CLINICAL LABORATORIES		41	40	49%	81
ATLAN		72	9	11%	81
THE TRADITION OF THE PALM BEACHES		77	3	4%	80
ORTHOPAEDIC SURGERY CENTER		80			80
BioReference Laboratories, Inc		9	71	89%	80
PRODUCTION HEALTH SAFETY MANAGEMENT		78	2	3%	80
FLORIDA MEDICAL CLINIC PA		55	25	31%	80
BALMORAL TENANT SERVICES INC	1	43	36	45%	80
ADVENTHEALTH MEDICAL GROUP MULTISPECIALTY			80	100%	80
VETERANS AFFAIRS MEDICAL CENTER - PALO ALTO		28	51	65%	79
CENTRAL BALDWIN IMMEDIATE CARE & FAMILY PRACTICE		61	18	23%	79
NORTH SHORE UNIVERSITY HOSPITAL LABORATORY		72	7	9%	79
AHMG SURGICAL SPECIALIST		79			79
AVANTE OF MOUNT DORA INC		79			79
EDGEWATER AT WATERMAN VILLAGE		78	1	1%	79
CBS LABS OF TAMPA LLC		3	76	96%	79
ORLANDO COVID TEST , LLC		71	8	10%	79
SIMED LABORATORY		63	16	20%	79
BOND CLINIC PA		46	33	42%	79
STUART REHABILITATION AND HEALTHCARE		63	16	20%	79
OCOE PEDIATRICS		71	8	10%	79
MICHAEL AKPEKE MD		70	9	11%	79
NOMI HEALTH LAB SERVICES LLC		8	70	90%	78
LEE MEMORIAL HEALTH SYSTEM D/B/A LEE COMMUNITY		72	6	8%	78
BAYCARE MEDICAL GROUP		71	7	9%	78
DOH-WEST PALM BEACH BRANCH LABORATORY		3	75	96%	78
JACOBI MEDICAL CENTER		73	5	6%	78
LPG PRIMARY CARE AT PINE ISLAND		64	14	18%	78
LAKE MORTON PLAZA☐		75	3	4%	78
NEW MEXICO STATE PUBLIC HEALTH DIVISION		78			78
PANCARE HEALTH - MALONE CLINIC		71	7	9%	78
WALGREENS 9627		71	6	8%	77
ROCKLEDGE REGIONAL MEDICAL CENTER		36	41	53%	77
LUTHERAN HAVEN ASSISTED LIVING		77			77
STONY BROOK SOUTHAMPTON		75	2	3%	77
HEALTH FIRST - PALM BAY HOSPITAL		2	75	97%	77
THE GOOD SHEPARDS OF DELAND-WEST		76	1	1%	77
BOND CLINIC DR ELDEEB		38	39	51%	77
PALM RIVER COMMUNITY HEALTH CENTER		68	9	12%	77
DEVELOPMENTAL DISABILITIES DEFENDANT PROGRAM		75	2	3%	77
NICEVILLE URGENT CARE		30	47	61%	77
ORANGE CITY NURSING AND REHAB		75	2	3%	77

COVID-19: testing by laboratory

Data through May 9, 2021 verified as of May 10, 2021 at 09:25 AM

Data in this report are provisional and subject to change.

The numbers in the table below represent the number of Florida and non-Florida residents for whom test results were received by the Department of Health. A person can be tested by more than one laboratory and can have both positive and negative results. **Therefore, the sum of the numbers in each column will be larger than the total number of people tested.**

Reporting lab	Inconclusive	Negative	Positive	Percent positive	Total
CLEARWATER PAIN MANAGEMENT ASSOCIATES		75	2	3%	77
BARNETT PARK☐		2	75	97%	77
LEE COMMUNITY HEALTHCARE - LEHIGH		63	13	17%	76
DYNAMIC MEDICAL USA			76	100%	76
MINUTECLINIC DIAGNOSTIC OF KANSAS, PA		67	9	12%	76
WINDSOR REFLECTIONS		75	1	1%	76
PROMEDICA LABORATORIES		21	55	72%	76
SUNCOAST OPTIMAL WELLNESS		23	53	70%	76
CLINICAL PATHOLOGY ASSOCIATES-SONIC REFERENCE LAB		76			76
THOMAS INTERNAL MEDICINE		64	12	16%	76
HEARTLAND PEDIATRIC ASSOCIATES		64	12	16%	76
ROSECASTLE OF JACKSONVILLE LLC		74	2	3%	76
S-H THIRTY-FIVE OPCO- PORT ST LUCIE, LLC	1	75			76
ASSOCIATED CLINICAL LABORATORIES		68	8	11%	76
MOBILE PHYSICIAN SERVICES INC		68	8	11%	76
CAMP BOGGY CREEK		75	1	1%	76
MICHAEL A VENAZIO MD		71	4	5%	75
SOS MOBILE MEDICAL CARE LLC		63	12	16%	75
ADVENTHEALTH EXPRESSCARE		45	30	40%	75
ORLANDO CLINICAL RESEARCH CENTER		72	3	4%	75
WATERCREST ST LUCIE WEST	1	69	5	7%	75
MINUTECLINIC DIAGNOSTIC OF NEW JERSEY		67	8	11%	75
ST JOSEPHS CHILDRENS OUTREACH		2	73	97%	75
ELLKAY HEALTHCARE DATA PLUMBERS	52	19	4	5%	75
URGENT CARE USA LLC		2	73	97%	75
BROWARD HEALTH MEDICAL CENTER		3	72	96%	75
NORTH FLORIDA PHARMACY		66	9	12%	75
BROOKDALE OVIEDO		72	2	3%	74
NORTH FLORIDA PEDIATRICS		57	17	23%	74
EC OPCO PENSACOLA, LLC		73	1	1%	74
NOAH CLINICAL LABORATORY		63	11	15%	74
HARMONY CLINIC		1	73	99%	74
GV NAPLES OPCO, LLC		73	1	1%	74
OAK MANOR NURSING HOME		70	4	5%	74
SCOTT LAKE HEALTH AND REHABILITATION CENTER		71	3	4%	74
AIR, LAND & SEA PHYSICALS & CONSULTATIONS, LLC		72	1	1%	73
SUMTER PEDIATRICS		68	5	7%	73
CONSULATE HEALTH CARE – LAKE MARY		72	1	1%	73
MED EXPRESS		6	67	92%	73
PIERCE INSTRUMENTS INC		71	2	3%	73
MD LABS		46	27	37%	73
DISCOVERY VILLAGE AT PALM BEACH GARDENS		71	2	3%	73
TITUSVILLE FAMILY PRACTICE		17	56	77%	73
Grand Villa of Clearwater		67	6	8%	73
TOWERS HOME CARE☐		69	4	5%	73
EVIVIA		70	3	4%	73
CRAIG BERGER MD PL D/B/A BAY AREA EYE INSTITUTE		72			72

COVID-19: testing by laboratory

Data through May 9, 2021 verified as of May 10, 2021 at 09:25 AM

Data in this report are provisional and subject to change.

The numbers in the table below represent the number of Florida and non-Florida residents for whom test results were received by the Department of Health. A person can be tested by more than one laboratory and can have both positive and negative results. **Therefore, the sum of the numbers in each column will be larger than the total number of people tested.**

Reporting lab	Inconclusive	Negative	Positive	Percent positive	Total
PANCARE HEALTH - JACKSON COUNTY		59	13	18%	72
ERIC C MRSHAL, MD, PC #1842		69	3	4%	72
HAVEN OF OUR LADY OF PEACE		72			72
KESHAV RX LLC		59	13	18%	72
CL BRUMBACK PRIMARY CARE CLINICS		17	54	76%	71
ADVENT HEALTH - LAKE MARY		61	10	14%	71
ERDOX		66	5	7%	71
ADVANCED LAB		67	4	6%	71
INDIGO MANOR		22	49	69%	71
AMMON LABS		61	10	14%	71
INN AT ASTON GARDENS AT PELICAN POINTE,THE		67	4	6%	71
Salerno Bay Health & Rehabilitation Center		61	10	14%	71
EAST HILL PHARMACY		52	19	27%	71
STERLING HOUSE OF TALLAHASSEE	3	62	6	8%	71
Stratford Court of Palm Harbor		61	10	14%	71
NORTH FLORIDA PEDIATRICS - JACKSONVILLE		64	7	10%	71
FAST PACE MEDICAL CLINIC, PLLC		60	11	15%	71
INTERNAL MEDICINE ASSOCIATES PA		65	5	7%	70
USF HEALTH MORSANI CENTER		5	65	93%	70
SUNCOAST COMMUNITY HEALTH CENTERS PEDIATRICS		21	49	70%	70
CP/AIG PENSACOLA DEVELOPMENT LLC		67	3	4%	70
SUMMIT AT VENICE	2	63	5	7%	70
Highlands Regional Hospital		63	7	10%	70
ISLAND COAST PEDIATRICS		62	8	11%	70
SAFARI PEDIATRICS PA		68	2	3%	70
CITY OF OCALA EMPLOYEE HEALTH AND WELLNESS CENTER		63	7	10%	70
SUNSHINE PEDIATRICS		69	1	1%	70
HERITAGE HEALTHCARE AND REHABILITATION CENTER		69			69
SAN JOSE SENIOR CARE LLC	1	43	25	36%	69
MINUTECLINIC DIAGNOSTIC OF SOUTH CAROL		62	7	10%	69
TRINITY URGENT CARE		55	14	20%	69
MEMORIAL MANOR		69			69
LINCOLN MEDICAL AND MENTAL HEALTH CENTER		66	3	4%	69
PARKSIDE INN	3	64	2	3%	69
PLANTATION GENERAL HOSPITAL CLINICAL LAB		26	43	62%	69
FLORIDA HEALTH CARE DELAND			69	100%	69
WILSON MEMORIAL REGIONAL MEDICAL CENTER		65	4	6%	69
BOND AND STEELE CLINIC, PA		54	14	21%	68
AEL- MEMPHIS		17	51	75%	68
BIG BOCA SMILES LLC		66	2	3%	68
PALM BAY URGENT CARE		28	40	59%	68
LAKE CO EMPLOYEE HEALTH AND WELLNESS CENTER		60	8	12%	68
GENPATH			68	100%	68
TANVIR H SHAGAR NP		61	7	10%	68
APC PEDIATRICS AT RYE ROAD MEDICAL PARK		63	4	6%	67
MINUTECLINIC, LLC		60	7	10%	67
SOMERBY OF SANTA ROSA BEACH		58	9	13%	67

COVID-19: testing by laboratory

Data through May 9, 2021 verified as of May 10, 2021 at 09:25 AM

Data in this report are provisional and subject to change.

The numbers in the table below represent the number of Florida and non-Florida residents for whom test results were received by the Department of Health. A person can be tested by more than one laboratory and can have both positive and negative results. **Therefore, the sum of the numbers in each column will be larger than the total number of people tested.**

Reporting lab	Inconclusive	Negative	Positive	Percent positive	Total
MEASE MANOR INC		63	4	6%	67
FLORIDA HEALTH CARE		8	59	88%	67
VIP WALK IN CLINIC		44	23	34%	67
TGH URGENT CARE POWERED BY FAST TRACK			67	100%	67
GOLDEN POND COMMUNITIES		67			67
SAMFORD UNIVERSITY HEALTH SERVICES		66	1	1%	67
SEWALLS POINT PHARMACY INC		59	8	12%	67
MINUTECLINIC DIAGNOSTIC OF HAWAII LLC		59	7	11%	66
BIOREFERENCE LABORATORIES INC		11	55	83%	66
DOT DOC SARASOTA		60	6	9%	66
NORTH FLORIDA MEDICAL CENTER		59	7	11%	66
PREMISE HEALTH MIA		27	39	59%	66
VETERANS AFFAIRS MEDICAL CENTER - GULF COAST		27	39	59%	66
ADVENT HEALTH - PALM COAST		2	64	97%	66
GREENSBORO PATHOLOGY LLC		54	12	18%	66
MEDEX MEDICAL EXPRESS OF PALATKA			66	100%	66
NEMOURS CHILDRENS PRIMARY CARE OVIEDO		51	15	23%	66
ADVENT HEALTH CENTRA CARE - WINTER GARDEN		20	46	70%	66
TROY REGIONAL MEDICAL CENTER		55	11	17%	66
EMPLOYEE WELLNESS PA		48	18	27%	66
AMERICAN FAMILY MEDICAL		53	13	20%	66
CAREATC INC BRANDON	17	44	5	8%	66
WALGREENS #05625		61	5	8%	66
OKEECHOBEE URGENT CARE		17	49	74%	66
SIDHDH INC DBA SAN CARLOS PHARMACY		62	4	6%	66
FAMILY HEALTH CENTER		46	20	30%	66
CORNERSTONE PEDIATRICS		54	12	18%	66
LPG PULMONOLOGY-COCONUT POINT		55	10	15%	65
CORAL GABLES HOSPITAL			65	100%	65
BROOKDALE CENTRE POINTE	1	64			65
HORIZON ALF		64	1	2%	65
SUMMER VISTA ASSISTED LIVING		38	27	42%	65
LEE PHYSICIAN GROUP COLLEGE POINT		62	3	5%	65
PERSONAL PEDIATRICS PA		61	4	6%	65
Heritage Park Care and Rehabilitation		65			65
EAST CENTRAL FLORIDA OUTPATIENT IMAGING		44	21	32%	65
OUT OF STATE		40	25	38%	65
ST FRANCIS HOSPITAL		57	8	12%	65
HERNANDO COUNTY FIRE RESCUE DISTRICT		31	34	52%	65
WADSWORTH HEALTH CENTER		62	3	5%	65
Rehabilitation Center of the Palm Beaches		65			65
NXGEN MDX		20	45	69%	65
EXPRESS CARE OF TAMPA BAY LLC		21	44	68%	65
LAKE BUTLER HOSPITAL		57	7	11%	64
SOUTHSIDE HOSPITAL NORTHWELL HEALTH LABORATORY		55	9	14%	64
JOSEPH L MORSE GERIATRIC CENTER	2	59	3	5%	64
Bon Secours Maria Manor		58	6	9%	64

COVID-19: testing by laboratory

Data through May 9, 2021 verified as of May 10, 2021 at 09:25 AM

Data in this report are provisional and subject to change.

The numbers in the table below represent the number of Florida and non-Florida residents for whom test results were received by the Department of Health. A person can be tested by more than one laboratory and can have both positive and negative results. **Therefore, the sum of the numbers in each column will be larger than the total number of people tested.**

Reporting lab	Inconclusive	Negative	Positive	Percent positive	Total
SILVER LAKE PEDIATRICS PA		57	7	11%	64
CENTRA CARE – LAKE NONA		11	53	83%	64
BRADFORD COUNTY HEALTH DEPARTMENT		63	1	2%	64
GREENLEAF ALF		63	1	2%	64
DHMD		64			64
MICHIGAN DEPARTMENT OF HEALTH AND HUMAN SERVICES	1		63	98%	64
LPG CONVENIENT CARE AT PINE ISLAND ROAD		58	6	9%	64
MEDLOGIC LABORATORIES		3	61	95%	64
MINUTECLINIC DIAGNOSTIC MEDICAL GROUP		59	5	8%	64
GILBERT MEDICAL GROUP		57	7	11%	64
TRINITY AL SENIOR HOUSING LLC□		45	19	30%	64
VIERA HEALTH AND REHABILITATION CENTER		62	2	3%	64
DEPT OF VA MED CENTE-WEST PALM BEACH			64	100%	64
BAYOU GARDENS DUNEDIN LLC		64			64
GRAND VILLA OF DEL RAY WEST		60	4	6%	64
MEDI CLINIC SARASOTA INC		62	1	2%	63
BEEHIVE HOMES OF GULF BREEZE		47	16	25%	63
DAVID POSNACK JEWISH DAY SCHOOL		63			63
BURRY'S PHARMACY INC		38	25	40%	63
Palms at Ponte Vedra Assisted Livning and Memory Care		60	3	5%	63
CINNAMON COVE ALF		62	1	2%	63
BIG BEND CARES, INC		55	8	13%	63
CARE CENTERS OF NASSAU LLC MINER ROAD SOUTH		63			63
MENTAL HEALTH CARE INC		53	9	15%	62
PINELLAS PARK FIRE DEPARTMENT		59	3	5%	62
ENCOMPASS HEALTH REHABILITATION OF ALTAMONTE		57	5	8%	62
GADSDEN COUNTY HEALTH DEPARTMENT		52	10	16%	62
TBI RESIDENTIAL SERVICES, INC.		51	11	18%	62
ADVENT HEALTH - MOUNT DORA		10	52	84%	62
Casa Mora Rehabilitation & Extended Care		60	2	3%	62
CDR MAGUIRE INC	1	7	54	87%	62
S-H THIRTY FIVE OPCO - ORANGE CITY, LLC		52	10	16%	62
EMERALD COAST HOSPICE		61	1	2%	62
EVAN R SHAPIRO MD PA		62			62
OVERLOOK HOSPITAL LABORATORY		57	5	8%	62
ADVENTHEALTH MEDICAL GROUP FAMILY MEDICINE		57	5	8%	62
ST CLOUD PHYSICIAN MANAGEMENT LLC DBA ST CLOUD		28	34	55%	62
LAKELAND REGIONAL HEALTH		38	24	39%	62
WASHINGTON REHABILITATION AND NURSING CENTER		51	10	16%	61
INTERNAL MEDICINE SPECIALIST		55	6	10%	61
GRAND VILLA OF ALTAMONTE SPRINGS		54	7	11%	61
MAUREEN OROURKE-FUTEY			61	100%	61
Grace Rehabilitation of Vero Beach		60	1	2%	61
CALHOUN COUNTY HEALTH DEPT		32	29	48%	61
RITECARE MED CTR H			61	100%	61
LONG ISLAND JEWISH MED CTR		54	6	10%	60
BARNES HEALTHCARE OF FLORIDA LLC		56	4	7%	60

COVID-19: testing by laboratory

Data through May 9, 2021 verified as of May 10, 2021 at 09:25 AM

Data in this report are provisional and subject to change.

The numbers in the table below represent the number of Florida and non-Florida residents for whom test results were received by the Department of Health. A person can be tested by more than one laboratory and can have both positive and negative results. **Therefore, the sum of the numbers in each column will be larger than the total number of people tested.**

Reporting lab	Inconclusive	Negative	Positive	Percent positive	Total
CHILDREN'S HOSPITAL OF ALABAMA		59	1	2%	60
TWIN CREEKS ASSISTED LIVING & MEMORY CARE		57	3	5%	60
WALGREEN		46	14	23%	60
GRAND AVENUE RX			60	100%	60
WAVE CREST HEALTH AND REHABILITATION CENTER		57	3	5%	60
IMMEDIATE CARE PA		56	4	7%	60
INTERNAL LAB		50	10	17%	60
BOCA BIOLISTICS LLC		46	14	23%	60
PATIENTS CHOICE LAB OF IND, LLC		52	8	13%	60
THE PRESERVE AT CLEARWATER		58	2	3%	60
81ST MEDICAL GROUP		28	32	53%	60
SONATA BOCA RATON		54	6	10%	60
MARQUIS LABS, LLC		58	2	3%	60
TUKA PEDIATRICS		8	52	87%	60
CARDIOLOGY AND MEDICINE ASSOCIATES		43	16	27%	59
VALENCIA HOUSE ALF		57	2	3%	59
MILLENIUM PHYSICIANS GROUP		1	58	98%	59
BIOTECH		52	7	12%	59
WILLOWS AT WILDWOOD, THE		53	6	10%	59
FERN PARK DEVELOPMENTAL CENTER		5	54	92%	59
PALM BAY PEDIATRICS		39	20	34%	59
KEY WEST MEDICAL CENTER	1	51	7	12%	59
STEINHATCHEE FAMILY MEDICAL CENTER	1	50	8	14%	59
UHEALTH AT FISHER ISLAND			59	100%	59
SARATOGA HOSPITAL LABORATORY		52	6	10%	58
FINLAY CLINICAL LABORATORY		20	38	66%	58
LINCOLN DIAGNOSTIC LAB		56	2	3%	58
KINDRED HOSPITAL CENTRAL TAMPA BLOOD GAS	1	52	5	9%	58
LAKE INTERNAL MEDICINE ASSOCIATES PA		51	7	12%	58
Margate Health and Rehabilitation Center		56	2	3%	58
BUECHELE DENTAL PA DBA CLERMONT FAMILY DENTISTRY		48	10	17%	58
ALEXANDER NININGER STATE VETERANS		58			58
COOPER FAMILY MEDICAL, PLLC		48	10	17%	58
HEALTHPARK MEDICAL CTR NURSING SVC		58			58
CITYMD OF MANAHAWKIN		55	3	5%	58
BLUE SPRINGS SURGERY CENTER		57			57
THE CANOPY AT BERRYHILL		57			57
ALZHEIMERS CARE CENTER OF VIERA LTD		37	20	35%	57
CONCENTRA URGENT CARE		53	4	7%	57
WELLMED AT NEW TAMPA		43	14	25%	57
KAPG FLEMING ISLAND SENIOR HOUSING OPCO LLC	1	56			57
SOUTH FLORIDA BAPTIST HOSPITAL			57	100%	57
HOLY NAME HOSPITAL LABORATORY		55	2	4%	57
GENTIVA HEALTH SERVICES CERTIFIED INC		53	4	7%	57
ALL AMERICAN URGENT CARE			57	100%	57
TGH URGENT CARE - RIVERVIEW			57	100%	57
NORTH CAROLINA DEPARTMENT OF HEALTH & HUMAN SERVICES	1		56	98%	57

COVID-19: testing by laboratory

Data through May 9, 2021 verified as of May 10, 2021 at 09:25 AM

Data in this report are provisional and subject to change.

The numbers in the table below represent the number of Florida and non-Florida residents for whom test results were received by the Department of Health. A person can be tested by more than one laboratory and can have both positive and negative results. **Therefore, the sum of the numbers in each column will be larger than the total number of people tested.**

Reporting lab	Inconclusive	Negative	Positive	Percent positive	Total
GENESIS DERMATOLOGY		53	4	7%	57
MALCOM RANDALL DEPT OF VAMC			57	100%	57
ASCENSION SACRED HEART BAY LABORATORY		54	3	5%	57
TRADITIONAL HOME HEALTH OF PALM BEACH INC		55	2	4%	57
VPA PC LAB		48	8	14%	56
PATHOLOGY CONSULTANTS OF NEW MEXICO		56			56
CAPE REGIONAL MEDICAL CENTER		53	3	5%	56
EAGLES WATCH CLUSTER		47	9	16%	56
ATRIA PARK OF LAKE FOREST (WG HERITAGE LF LLC)		54	2	4%	56
DEERFIELD BEACH REHABILITATION AND NURSING		51	5	9%	56
JFK MEDICAL CENTER NORTH LAB		1	55	98%	56
HIALEAH HOSPITAL RESPIRATORY DEPT			56	100%	56
TIFFANY HALL NURSING AND REHAB		44	12	21%	56
OPTUMCARE SOUTH FLORIDA, LLC		47	9	16%	56
SPRING MANOR ASSISTED LIVING		56			56
GROWING TOGETHER PEDIATRICS, LLC		50	6	11%	56
LIGHTHOUSE PEDIATRICS OF NAPLES		50	6	11%	56
NEW YORK PRESBYTERIAN - QUEENS DIAGNOSTIC		52	4	7%	56
LONG ISLAND UNIVERSITY - POST CAMPUS		51	5	9%	56
WALGREENS_PEMBROKE PINES		47	8	15%	55
PENNSYLVANIA DEPARTMENT OF HEALTH BUREAU OF LABORATORIES			55	100%	55
THE MEDICAL GROUP OF SOUTH FLORIDA INC		49	6	11%	55
NITE LITE PEDIATRICS - PORT ST. LUCIE		46	9	16%	55
ADVANCE URGENT CARE CENTER, LLC		12	43	78%	55
CARE 4 U MANAGEMENT, INC			55	100%	55
KENDALL REGIONAL MEDICAL CENTER LAB	3		52	95%	55
HIGHLANDS COUNTY FIRE RESCUE		55			55
UNITED MEDICAL LABS INC		54	1	2%	55
SONATA HUNTERS CREEK		47	8	15%	55
WEST ISLIP URGENT CARE		50	5	9%	55
Jupiter Medical Center Pavilion		54	1	2%	55
SUNSHINE PEDIATRICS OF CENTRAL FLORIDA PL		52	3	5%	55
PREMIER MEDICAL ASSOCIATES ALL FLORIDA LLC		54	1	2%	55
RESIDENTIAL PLAZA AT BLUE LAGOON INC		50	4	7%	54
ORCHID COVE AT DAYTONA		45	9	17%	54
MEASE CONTINUING CARE		52	2	4%	54
REOPEN DIAGNOSTICS			54	100%	54
MIAMI CLINICAL RESEARCH CORP		12	42	78%	54
TGH URGENT CARE - WESLEY CHAPEL			54	100%	54
GRAND VILLA OF LARGO		47	7	13%	54
CAMBRIDGE SECURITY SERVICES		51	3	6%	54
SARASOTA CO. HEALTH DEPT # 58		40	14	26%	54
CLERMONT HEALTH AND REHAB		40	14	26%	54
FAMILY EXTENDED CARE OF PUNTA GORDA		54			54
ADVENT HEALTH EXPRESS CARE		6	48	89%	54
ROCHESTER GENERAL HOSPITAL LABORATORY		50	4	7%	54
MINUTECLINIC DIAGNOSTIC OF NORTH CAROLINA		52	2	4%	54

COVID-19: testing by laboratory

Data through May 9, 2021 verified as of May 10, 2021 at 09:25 AM

Data in this report are provisional and subject to change.

The numbers in the table below represent the number of Florida and non-Florida residents for whom test results were received by the Department of Health. A person can be tested by more than one laboratory and can have both positive and negative results. **Therefore, the sum of the numbers in each column will be larger than the total number of people tested.**

Reporting lab	Inconclusive	Negative	Positive	Percent positive	Total
JUNIPER VILLAGE AT NAPLES		53	1	2%	54
APOLLOMDX LABS		32	22	41%	54
CERTUS MTD OPCP LLC		52	2	4%	54
FUTURE PEDIATRICS		51	3	6%	54
CHIPOLA QUICK CARE		47	7	13%	54
UNITED LABORATORY SERVICES CORPORATION		38	16	30%	54
ST. CLOUD MEDICAL GROUP		54			54
Citymd Of Toms River		46	7	13%	53
FLORIDA MEDICAL CLINIC IM MLK		33	20	38%	53
ENCOMPASS HEALTH REHABILITATION		51	2	4%	53
WELLSTAR KENNESTONE HOSPITAL		48	5	9%	53
BITTINGS APOTHECARY INC		47	6	11%	53
UNIVERSITY OF WEST FLORIDA, THE		52	1	2%	53
IMA MEDICAL CENTER		34	19	36%	53
QUOTIENT SCIENCES LABS LLC			53	100%	53
SOMERSET			53	100%	53
LITTLE NECK URGENT CARE		51	2	4%	53
ENCOMPASS HEALTH REHABILITATION HOSPITAL OF OCALA		52	1	2%	53
Osprey Point Nursing Center		51	2	4%	53
HOME CARE PHARMACY		53			53
MISSION OAKS ASSISTED LIVING		51	2	4%	53
ST ANTHONYS PRIMARY CARE LLC/JACKSON STREET			53	100%	53
ADVENTHEALTH MEDICAL GROUP FAMILY & INTERNAL		26	27	51%	53
LPG PRIMARY CARE AT COLONIAL CENTER DRIVE		44	9	17%	53
BASSETTI MEDICAL RESEARCH INC		35	18	34%	53
LEE MEMORIAL HEALTH SYSTEM		47	6	11%	53
ALLIANCE COMMUNITY FOR RETIREMENT LIVING		53			53
CDR MAGUIRE - MIAMI BEACH CC MISSION 17388		2	51	96%	53
PROFESSIONAL PEDIATRICS		51	2	4%	53
MINUTE CLINIC DIAGNOSTIC OF VIRGINIA, LLC		50	2	4%	52
NIGHT LITE PEDIATRICS CENTER LLC		10	42	81%	52
QHC UPSTATE MEDICAL PC		42	10	19%	52
WINDSOR WOODS REHAB & HEALTHCARE CTR		46	6	12%	52
ADVENT HEALTH - LAKE WALES		40	12	23%	52
THE PALMS PHARMACY, INC		49	3	6%	52
PHILLIPPE RIDGE		40	12	23%	52
SNH BRFL TENANT LLC	2	50			52
ADVENT HEALTH		49	3	6%	52
PINES NURSING HOME		50	2	4%	52
FELICIDAD MEDICAL CENTER		5	47	90%	52
NORTHSIDE HOSPITAL EMERGENCY DEPT		48	4	8%	52
LMH SKILLED NURSING UNIT		52			52
BAY STREET PHARMACY		47	5	10%	52
AMELIA ASSISTED LIVING FACILITY		52			52
SOUTHEAST ALABAMA MEDICAL CENTER			51	100%	51
ROADS PEDIATRICS,LLC		48	3	6%	51
CVS MINUTE CLINIC DIAGNOSTIC OF NORTH CAROL		44	7	14%	51

COVID-19: testing by laboratory

Data through May 9, 2021 verified as of May 10, 2021 at 09:25 AM

Data in this report are provisional and subject to change.

The numbers in the table below represent the number of Florida and non-Florida residents for whom test results were received by the Department of Health. A person can be tested by more than one laboratory and can have both positive and negative results. **Therefore, the sum of the numbers in each column will be larger than the total number of people tested.**

Reporting lab	Inconclusive	Negative	Positive	Percent positive	Total
BENTON HOUSE OF PORT ORANGE		44	7	14%	51
MARIANNA HEALTH AND REHABILITATION CENTER		50	1	2%	51
GULFVIEW MEDICAL INSTITUTE		51			51
WALGREENS #10373		49	2	4%	51
INN AT THE FOUNTAINS, THE		34	17	33%	51
SOUTH CAROLINA DEPT OF HEALTH AND ENVIRONMENT CONTROL		11	40	78%	51
AVANTE ST CLOUD		48	3	6%	51
LPG PEDIATRICS AT PAGE FIELD		50	1	2%	51
PATRICK MANOR INCORPORATED		51			51
CITY OF CAPE CORAL		38	13	25%	51
RAINBOW PEDIATRICS PC LLC / BREAKFAST POINT		39	11	22%	50
ENCOMPASS HEALTH REHABILITATION HOSPITAL OF PANAMA CITY		45	5	10%	50
HEALTH FIRST - CAPE CANAVERAL HOSPITAL		1	49	98%	50
SUNSHINE ASSISTED LIVING		50			50
OCCUPATIONAL HEALTH CENTERS OF THE SOUTHWEST PA		44	6	12%	50
GRAND VILLA OF NEW PORT RICHEY		43	7	14%	50
PRACTICE MANAGEMENT OF AMERICA, INC.		7	43	86%	50
ARCPOINT LABS OF WEST PALM BEACH		9	41	82%	50
COURTYARD GARDENS OF BOYNTON BEACH, LLC		47	3	6%	50
PANCARE HEALTH - BAY COUNTY - YOUNGSTOWN		45	5	10%	50
GRAMERCY PARK URGENT CARE		48	2	4%	50
SMH PHYSICIAN SERVICES INC		49	1	2%	50
CARE ATC - ANDES			50	100%	50
MULBERRY'S MOBILE PROVIDER SERVICES LLC		33	17	34%	50
BETHUNE-COOKMAN UNIVERSITY		32	18	36%	50
POPLAR HEALTHCARE PLLC	1	11	38	76%	50
PREMIER COMMUNITY HEALTHCARE GROUP INC		46	4	8%	50
HILA BECKERMAN MD LLC	1	45	4	8%	50
PORT ST. LUCIE - ZAXBY'S		50			50
ADVENTIST HEALTH SYSTEM FLORIDA		34	15	31%	49
CARE CENTERS OF NASSAU LLC MINER ROAD NORTH		49			49
Guardian Care Nursing and Rehabilitation Center		49			49
SOFT CELL LABORATORIES		45	4	8%	49
ROYAL PALM SENIOR RESIDENCE		49			49
SOLARIS SENIOR LIVING NORTH NAPLES		48	1	2%	49
USF		1	48	98%	49
S-H THIRTY FIVE OPCO - LUTZ, LLC		48	1	2%	49
MADISON COUNTY MEMORIAL HOSPITAL LABORATORY		15	34	69%	49
ALWAYS BEST CARE SENIOR SERVICES		44	5	10%	49
DOH		23	26	53%	49
ALLEGRO		47	2	4%	49
TNC WALK IN CLINIC		37	12	24%	49
EMORY CLINIC, THE		45	4	8%	49
FHMG_CTR FOR SENIOR HEALTH		44	5	10%	49
NORTHBROOK CENTER FOR		47	2	4%	49
ALLIANCE OF PHYSICIANS AGAINST COVID-19		1	47	98%	48
URGENT CARE & WELLNESS CENTER		15	33	69%	48

COVID-19: testing by laboratory

Data through May 9, 2021 verified as of May 10, 2021 at 09:25 AM

Data in this report are provisional and subject to change.

The numbers in the table below represent the number of Florida and non-Florida residents for whom test results were received by the Department of Health. A person can be tested by more than one laboratory and can have both positive and negative results. **Therefore, the sum of the numbers in each column will be larger than the total number of people tested.**

Reporting lab	Inconclusive	Negative	Positive	Percent positive	Total
ISLAND URGENT CARE PLLC		44	4	8%	48
COURTYARD GARDENS OF JUPITER		48			48
HERNANDO ENDOSCOPY AND SURGERY CENTER		37	11	23%	48
GRAND VILLA OF PINELLAS PARK		46	2	4%	48
FLAGLER HOSPITAL INC	2		46	96%	48
FLORIDA HOSPITAL PHYSICIAN GROUP		29	19	40%	48
THE TERRACE OF JACKSONVILLE		3	45	94%	48
GRAND OAKS OF PALM CITY LLC□	1	41	6	13%	48
CAREMED INTERNAL MEDICINE		30	18	38%	48
PREMIER MEDICAL ASSOCIATES		46	2	4%	48
INTERCOASTAL MEDICAL GROUP		2	46	96%	48
SEWANEE MOLECULAR DIAGNOSTICS LABORATO		48			48
MORTON PLANT			48	100%	48
ST JUDE LABORATORIES		43	5	10%	48
BAY CENTER HURRICANE SHELTER		48			48
LYSTER ACH FT RUCKER AL		45	3	6%	48
BAPTIST URGENT CARE		44	4	8%	48
OZ		48			48
SOMA MEDICAL CENTER PA #3		10	38	79%	48
ORLANDO HEALTH PRIMARY CARE PEDIATRICS		44	4	8%	48
NAPLES PEDIATRICS INC□		43	5	10%	48
GRAND VILLA OF ST. PETERSBURG		45	2	4%	47
NAVARRE GARDENS		41	6	13%	47
POINTE AT NEW PORT PLACE,THE		47			47
AU MEDICAL CENTER, INC	1	41	5	11%	47
MINUTECLINIC DIAGNOSTIC OF LOUISIANA,		44	3	6%	47
FAMILY EXTENDED CARE OF WINTER HAVEN		45	2	4%	47
MOBILE DOC FL, LLC		29	18	38%	47
GULFSIDE HOSPICE INC		44	3	6%	47
LAKE COUNTY SCHOOLS EMPLOYEE HEALTH CENTER		34	13	28%	47
WINTER GARDEN REHAB AND NURSING CENTER		43	4	9%	47
COMPLETE HOME CARE OF THE PALM BEACHES LLC		43	4	9%	47
SAN CARLOS PHARMACY		39	8	17%	47
INTERLAB		1	46	98%	47
EP MEDICAL EQUIPMENT PHARMACY		39	7	15%	46
MINUTECLINIC DIAGNOSTIC OF LOUISIANA		43	3	7%	46
FLORIDA DEPARMENT OF HEALTH CLAY COUNTY		32	14	30%	46
COLLIER BLVD HMA PHYSICIAN MANAGEMENT LLC		46			46
ADVENT HEALTH MEDICAL GROUP OB GYN AT		40	6	13%	46
KAPG ST AUGUSTINE SENIOR HOUSING OPCO LLC		37	9	20%	46
UNION MEDICAL CARE		46			46
HARTFORD HEALTH SERVICES LLC		46			46
EAST MANATEE FAMILY	1	1	44	96%	46
EMORY UNIVERSITY HOSPITAL		38	8	17%	46
GRAND VILLA OF ENGLEWOOD		41	5	11%	46
PREMIER PLACE HEALTHCARE AT THE GLENVIEW		46			46
WALGREENS 3145		43	3	7%	46

COVID-19: testing by laboratory

Data through May 9, 2021 verified as of May 10, 2021 at 09:25 AM

Data in this report are provisional and subject to change.

The numbers in the table below represent the number of Florida and non-Florida residents for whom test results were received by the Department of Health. A person can be tested by more than one laboratory and can have both positive and negative results. **Therefore, the sum of the numbers in each column will be larger than the total number of people tested.**

Reporting lab	Inconclusive	Negative	Positive	Percent positive	Total
WG EVERGREEN WOODS SH LLC		46			46
LUTHERAN HAVEN EXTENDED CONGREGATE CAR		46			46
H LEE MOFFITT CANCER CENTER MICRO		46			46
NORTH FLORIDA / SOUTH GEORGIA VETERANS HEALTH SYSTEM		1	45	98%	46
THORNBURG PEDIATRICS		42	4	9%	46
MID-FLORIDA PATHOLOGY, LLC		35	11	24%	46
UNIVERSITY BEHAVIORAL CENTER		46			46
ADULT MEDICINE OF LAKE COUNTY INC			46	100%	46
TRICORE REF LABS - UNIV OF NM		46			46
Heartland Health Care Center North Sarasota		31	14	31%	45
SOUTHPORT SQUARE HARBOUR HEALTH		45			45
STUART URGENT CARE			45	100%	45
NEXT MOLECULAR ANALYTICS		14	31	69%	45
WEISS PEDIATRIC CARE LLC		31	14	31%	45
UNION MEDICAL CARE PLLC		44	1	2%	45
ENCOMPASS HEALTH REHABILITATION HOSPITAL OF MIAMI		44	1	2%	45
LARA HEALTH AND WELLNESS CENTER LLC		45			45
TRIPLE O MEDICAL SERVCES INC		41	4	9%	45
NEOGENOMICS LABORATORIES INC		45			45
VOLUSIA COUNTY BRANCH JAIL		1	44	98%	45
AVALON PARK RETIREMENT RESIDENCE		43	2	4%	45
COLLIER URGENT CARE CENTERS		44	1	2%	45
CAREHERE LAKE SCHOOLS EMPLOYEE HEALTH CENTER		31	14	31%	45
BD MEDICAL SYSTEMS		43	2	4%	45
IMA MEDICAL GROUP POINCIANA		18	27	60%	45
PLAINVIEW URGENT CARE		42	3	7%	45
BENTON HOUSE OF ST. JOHNS		43	2	4%	45
REDI-MED WALK-IN FAMILY CARE			45	100%	45
BRP SH OPCO LLC		45			45
INNOVATIVE GX LABORATORIES		37	7	16%	44
BRONX LEBANON HOSPITAL-MEDICAL CENTER		40	4	9%	44
BIOFIRE		11	33	75%	44
BENTON HOUSE OF CLERMONT		44			44
SEBRING PEDIATRICS LLC		21	23	52%	44
PEDIATRICS OF CENTRAL FLORIDA – SAINT CLOUD	2	40	2	5%	44
LPG CONVENIENT CARE AT METRO		40	4	9%	44
FLORIDA HOSPITAL		28	16	36%	44
Gulf Shore Care Center		39	5	11%	44
KINDRED HOSPITAL OCALA		40	4	9%	44
PASSPORT HEALTH ORLANDO		44			44
LOURDES HOSPITAL INC		42	2	5%	44
THE MERIDIAN AT BOCA RATON	1	43			44
RADIOLOGY ASSOCIATES OF VENICE AND ENGLEWOOD		42	2	5%	44
PRINCETON VILLAGE☐		40	4	9%	44
UNIVERSITY HOSPITAL		37	7	16%	44
MAKO MEDICAL		21	23	52%	44
JACK BANDEL MD PA		43	1	2%	44

COVID-19: testing by laboratory

Data through May 9, 2021 verified as of May 10, 2021 at 09:25 AM

Data in this report are provisional and subject to change.

The numbers in the table below represent the number of Florida and non-Florida residents for whom test results were received by the Department of Health. A person can be tested by more than one laboratory and can have both positive and negative results. **Therefore, the sum of the numbers in each column will be larger than the total number of people tested.**

Reporting lab	Inconclusive	Negative	Positive	Percent positive	Total
HUNT CLUB MEDICAL		15	29	66%	44
ASHTON PLACE	3	37	4	9%	44
ST LUCIE COUNTY JAIL		29	15	34%	44
NEWPATH DIAGNOSTICS		36	8	18%	44
LAKE MARY KIDS CENTRA CARE		33	10	23%	43
VENICE URGENT CARE – GULF COAST		1	42	98%	43
COMMUNITY MEDICAL CARE CENTER INC			43	100%	43
EC OPCO TIMBERLIN PARC LLC		43			43
A AND R RESEARCH GROUP LLC		38	5	12%	43
Grand Villa of Deerfield Beach		39	4	9%	43
D W MCMILLAN MEMORIAL HOSPITAL		32	11	26%	43
BAYCARE MEDICAL GROUP INC		3	40	93%	43
University Hills health and Rehabilitation		33	10	23%	43
WOLFF CTR FOR CHILD & ADOLESCENT HEALTH PLLC,THE		26	17	40%	43
WHITE-WILSON MEDICAL CENTER		32	11	26%	43
JACKSONVILLE PEDIATRICS		28	15	35%	43
PINELLAS INTERNAL MEDICINE ASSOCIATES	1	39	3	7%	43
EASTERN SHORE URGENT CARE		32	11	26%	43
ORLANDO ORTHOPAEDIC OUTPATIENT SURGERY CENTER		37	6	14%	43
ADVENTHEALTH MEDICAL GROUP PULMONOLOGY		37	6	14%	43
BRANCH MEDICAL CLINIC			43	100%	43
FIRST CHOICE URGENT CARE		12	31	72%	43
WALK IN MEDICAL URGENT CARE		43			43
CRESTVIEW IMMEDIATE CARE LL		19	24	56%	43
DUVAL PHARMACY		32	11	26%	43
KISSIMMEE VA OUTPATIENT CLINIC		40	3	7%	43
ACCESS 365 URGENT CARE		15	27	64%	42
A & R RESEARCH GROUP		35	7	17%	42
LPG PRIMARY CARE AT CAPE CORAL PARKWAY		35	7	17%	42
Atlantic Shore Nursing and Rehab		42			42
PACIFICA SENIOR LIVING OCALA		37	5	12%	42
STETSON UNIVERSITY STUDENT HEALTH CENTER		3	39	93%	42
RIVERHEAD URGENT CARE		41	1	2%	42
MARQUESA MEDICAL		38	4	10%	42
CARILLON SPORTS AND FAMILY MEDICINE		32	10	24%	42
NORTHWELL HEALTH PLAINVIEW HOSPITAL LABORATORY		33	9	21%	42
LEE COMMUNITY HEALTHCARE INC CAPE CORAL		39	3	7%	42
SOUTHEAST GEORGIA HEALTH SYSTEM, INC		37	5	12%	42
CITRUS CARE CLINIC			42	100%	42
ATRIA WILLOW WOOD		40	2	5%	42
LONGLEAF DIAGNOSTIC LABORATORIES		13	29	69%	42
STAT ONE URGENT CARE CENTER		2	40	95%	42
ENCORE AT BOCA RATON, THE			42	100%	42
MAIMONIDES-SHALOM ACADEMY, INC		41	1	2%	42
UNIVERSITY MEDICAL CTR OF PRINCETON AT		40	2	5%	42
LABORATORY MEDICINE CONSULTANTS-LMC PA		39	3	7%	42
KIVA AT CANTERBURY		25	17	40%	42

COVID-19: testing by laboratory

Data through May 9, 2021 verified as of May 10, 2021 at 09:25 AM

Data in this report are provisional and subject to change.

The numbers in the table below represent the number of Florida and non-Florida residents for whom test results were received by the Department of Health. A person can be tested by more than one laboratory and can have both positive and negative results. **Therefore, the sum of the numbers in each column will be larger than the total number of people tested.**

Reporting lab	Inconclusive	Negative	Positive	Percent positive	Total
CLINICAL LABORATORY		42			42
CITRUS COUNTY HEALTH DEPARTMENT		36	6	14%	42
ADVENT HEALTH CENTRA CARE - LAKE LAND		30	11	27%	41
NIGHT LITE PEDIATRIC CENTER		10	31	76%	41
DCH REGIONAL MEDICAL CENTER LABORATORY		39	2	5%	41
PORT SAINT JOHN FAMILY PRACTICE		25	16	39%	41
BOND CLINIC, PA		11	30	73%	41
MEDEX MEDICAL EXPRESS OF PALATKA LLC			41	100%	41
PURE PHARMACY		39	2	5%	41
WELLMED AT PLANT CITY		23	18	44%	41
PEDIATRICS OF CENTRAL FLORIDA KISSI		33	8	20%	41
CROSSROADS URGENT CARE		26	15	37%	41
MINUTECLINIC, LLC, DBA MINUTECLINIC #5		37	4	10%	41
UNIVERSITY OF ALABAMA		38	3	7%	41
CAPITAL REGIONAL MEDICAL CENTER		2	39	95%	41
BULLS HEAD URGENT CARE		39	2	5%	41
SOUTHCOR LABORATORY		7	34	83%	41
FLORIDA HOSPITAL NEW SMYRNA		4	37	90%	41
MEDEMERGE		38	2	5%	40
THE LODGE AND REHABILITATION CENTER		24	16	40%	40
STATCARE URGENT AND WALK-IN MEDICAL CA		37	3	8%	40
GENEXPERT			40	100%	40
PRIDE DIAGNOSTICS		24	16	40%	40
MEDEXPRESS URGENT CARE WEST TAMPA			40	100%	40
M&V SAN JOSE MEDICAL CENTER			40	100%	40
FAMILY AND INTERNAL MEDICINE AT AVALON PARK		36	4	10%	40
VETERANS AFFAIRS MEDICAL CENTER - NEW YORK HARBOR		38	2	5%	40
CLINICAL PATHOLOGY LABORATORIES, INC		40			40
BELVEDERE COMMONS OF SUN CITY CENTER		40			40
GEORGIA HEART CENTER (MSC 53), NAVICEN		38	2	5%	40
ANDALUSIA HEALTH		23	17	43%	40
LEE PHYSICIAN GROUP		35	5	13%	40
BAY COUNTY JAIL ANNEX		34	5	13%	39
WG BAYPOINT VILLAGE SH LLC		38	1	3%	39
CENTERPLACE HEALTH		16	23	59%	39
FAMILY CARE PARTNERS URGENT CARE LLC		31	8	21%	39
JUNIPER VILLAGE AT CAPE CORAL		34	5	13%	39
WALGREENS COVID-19		27	12	31%	39
MINUTE CLINIC DIAGNOSTIC OF NEW JERSEY		38	1	3%	39
CLINICAL RESEARCH SEQUENCING PLATFORM		8	31	79%	39
STEWART MEDICAL GROUP, INC		21	18	46%	39
GUYAN VALLEY WELLNESS CENTER		32	7	18%	39
HOUSE CALLS PROFESSIONAL LLC		35	4	10%	39
BROOKDALE BRANDON	1	38			39
BAYSHORE PATHOLOGY CONSULTANTS PA		37	2	5%	39
CORRECTIONAL MEDICAL GROUP		27	12	31%	39
MINUTECLINIC DIAGNOSTIC OF RHODE ISLAND, LLC #1544		38	1	3%	39

COVID-19: testing by laboratory

Data through May 9, 2021 verified as of May 10, 2021 at 09:25 AM

Data in this report are provisional and subject to change.

The numbers in the table below represent the number of Florida and non-Florida residents for whom test results were received by the Department of Health. A person can be tested by more than one laboratory and can have both positive and negative results. **Therefore, the sum of the numbers in each column will be larger than the total number of people tested.**

Reporting lab	Inconclusive	Negative	Positive	Percent positive	Total
LPG PRIMARY CARE AT BONITA BAY LIFESTYLE CENTER		34	5	13%	39
THE CLUB AT BOYNTON BEACH, LLC		37	2	5%	39
TAYLORVILLE FAMILY MEDICINE		32	7	18%	39
ISLAMORADA VILLAGE OF ISLANDS FIRE RESCUE		36	3	8%	39
PALM POINT BEHAVIORAL HEALTH		39			39
METROPOLITAN CHARITIES INC		36	3	8%	39
CEDAR CREEK AT KINGS BAY INC		39			39
MINUTE CLINIC LLC #2216		36	3	8%	39
ACTIVE SENIOR LIVING		37	2	5%	39
PEDIATRICS IN BREVARD-COCOA BEACH		34	5	13%	39
WARDE MEDICAL LABORATORY		29	9	24%	38
Life Care Center of Citrus County		37	1	3%	38
HOMEWOOD RESIDENCE AT FREEDOM PLAZA		37	1	3%	38
CLEARWATER EMPLOYEE HEALTH CLINIC		19	19	50%	38
ST AUGUSTINE PEDIATRIC ASSOC		33	5	13%	38
MINUTECLINIC DIAGNOSTIC OF MICHIGAN		35	3	8%	38
CERON PEDIATRICS & INTEGRATIVE MEDICIN		38			38
ALPHA PHARMACY		35	3	8%	38
LPG PRIMARY CARE AT MATTHEW DRIVE		32	6	16%	38
CCRC @ SUNFLOWER LLC		35	3	8%	38
GRAND LIVING AT LAKEWOOD RANCH		37	1	3%	38
HARMONY HEALTH OPCO, LLC		17	21	55%	38
ADVENTHEALTH MEDICAL GROUP FAMILY MEDICINE AT RDV		38			38
AUTUMN OF SARASOTA		12	26	68%	38
PECONIC BAY MEDICAL CENTER LABORATORY		29	9	24%	38
BAYSIDE LABORATORIES INC		38			38
ROCKLAND URGENT CARE FAMILY HEALTH NP		36	2	5%	38
Grand Villa of Dunedin		32	6	16%	38
ATRIA SAN PABLO		36	2	5%	38
MOLECULAR DIAGNOSTICS		5	33	87%	38
ARTHREX MEDICAL CENTER EAST		25	13	34%	38
MINUTE CLINIC DIAGNOSTIC OF VIRGINIA		31	7	18%	38
WASHINGTON COUNTY HEALTH DEPARTMENT		25	13	34%	38
WEINBERG VILLAGE		37	1	3%	38
CONNECTICUT DEPARTMENT OF HEALTH		22	16	42%	38
INNOVATION CLINICAL TRIALS, INC			38	100%	38
COLLIER HMA PHYSICIAN MANAGEMENT LLC		27	10	27%	37
PATHOGENIUS LABORATORIES		30	7	19%	37
HOLZER HEALTH CENTER		5	32	86%	37
ONE MILO		37			37
CITY OF NAPLES FIRE RESCUE		32	5	14%	37
HR SARASOTA OPERATOR LLC		25	12	32%	37
UNDERGROUND FREE CLINIC		36	1	3%	37
CENTRAL FLORIDA HEALTH CARE INC WAUCHULA SITE 2		29	8	22%	37
PONCE THERAPY CARE CENTER		34	3	8%	37
ST. MARYS MEDICAL CENTER		1	36	97%	37
FAMILY EXTENDED CARE OF SEBRING INC		35	2	5%	37

COVID-19: testing by laboratory

Data through May 9, 2021 verified as of May 10, 2021 at 09:25 AM

Data in this report are provisional and subject to change.

The numbers in the table below represent the number of Florida and non-Florida residents for whom test results were received by the Department of Health. A person can be tested by more than one laboratory and can have both positive and negative results. **Therefore, the sum of the numbers in each column will be larger than the total number of people tested.**

Reporting lab	Inconclusive	Negative	Positive	Percent positive	Total
GMR EVENT SERVICES LLC DBA CROWDRX		37			37
FLORIDA MEDICAL CL ODOM TPA		22	15	41%	37
CARE HERE		12	25	68%	37
ASSISTED LIVING OF BROWARD		37			37
MARYLAND DEPARTMENT OF HEALTH			37	100%	37
PULSE & REMEDY LLC		22	15	41%	37
ACCURATE DIAGNOSTIC LAB		35	2	5%	37
THE COLLIER AT NAPLES		36	1	3%	37
MINUTE CLINIC DIAGNOSTIC OF SC, LLC #75		35	2	5%	37
HOLLISMED LLC		35	2	5%	37
FORT CAROLINE GARDENS, INC		34	3	8%	37
TRADITIONAL HOME CARE INC		35	2	5%	37
ALAN A SMITH MD LLC		34	3	8%	37
PATHGROUP		9	28	76%	37
JACKSON HEALTH SYSTEM		2	34	94%	36
VIKOR SCIENTITIC		5	31	86%	36
TAMPA URGENT CARE			36	100%	36
ALABAMA CLINICS		20	16	44%	36
FLORIDA PEDIATRIC GROUP PA		28	8	22%	36
HARBORCHASE OF WELLINGTON CROSSING		34	2	6%	36
STATCARE URGENT & WALK IN MEDICAL CARE		32	4	11%	36
PARKSIDE HEALTH AND REHABILITATION CENTER			36	100%	36
EASYCARE WALK-IN CLINIC	1	14	21	58%	36
Kensington Gardens		36			36
FLORIDA PRESBYTERIAN HOMES INC		34	2	6%	36
UNIPATH		24	12	33%	36
MINUTE CLINIC, LLC DBA MINUTECLINIC #4505		33	3	8%	36
BVL/LITTLE ANGEL PEDIATRICS		36			36
JUPITER MEDICAL CENTER PHYSICIANS GROUP, INC		32	4	11%	36
MEDCOMP SCIENCES			36	100%	36
VILLA COURT LLC		36			36
PHYSICIAN ASSOCIATES LLC		26	10	28%	36
MAINSTREET FAMILY URGENT CARE		1	35	97%	36
NCHD		22	14	39%	36
LABORATORY ALLIANCE OF CENTRAL NEW YORK		33	2	6%	35
PHOSPHORUS DIAGNOSTICS		27	8	23%	35
BAYCARE HEALTH SYSTEMS, LLC			35	100%	35
TUSCAN GARDENS OF DELRAY BEACH MANAGEMENT COMPANY,		34	1	3%	35
WUESTHOFF MEMORIAL HOSPITAL			35	100%	35
MEDPEDS ASSOCIATES OF SARASOTA PA		32	3	9%	35
ISLAND LAKE CENTER		14	21	60%	35
REDI-MED WALK IN FAMILY CLINIC			35	100%	35
POARCH BANC CREEK INDIANS TRIBAL HEALTH DEPARTMENT			35	100%	35
HUNTINGTON STATION URGENT CARE		34	1	3%	35
BOCA TOXICOLOGY LLC		33	2	6%	35
SOUTHEASTERN OUTPATIENT SURGERY CENTER		32	3	9%	35
BUREAU OF PUBLIC HEALTH	1	14	20	57%	35

COVID-19: testing by laboratory

Data through May 9, 2021 verified as of May 10, 2021 at 09:25 AM

Data in this report are provisional and subject to change.

The numbers in the table below represent the number of Florida and non-Florida residents for whom test results were received by the Department of Health. A person can be tested by more than one laboratory and can have both positive and negative results. **Therefore, the sum of the numbers in each column will be larger than the total number of people tested.**

Reporting lab	Inconclusive	Negative	Positive	Percent positive	Total
NORTH PINELLAS CHILDRENS MEDICAL CENTER			35	100%	35
LAKELAND NURSING AND REHABILITATION CENTER			35	100%	35
FHMG-FLORIDA HOSPITAL MEDICAL GROUP		25	10	29%	35
GRACE COMMUNITY PHARMACY		3	32	91%	35
FAST PACE MEDICAL CLINIC		30	5	14%	35
IRL		4	31	89%	35
P23 LABS		35			35
ROSWELL PAIN SPECIALISTS	1	33	1	3%	35
CHILDREN'S MEDICAL CENTER		1	34	97%	35
JAMAICA HOSPITAL MEDICAL CENTER		31	4	11%	35
MIDDLETOWN MEDICAL P C		25	10	29%	35
ADVENT HEALTH - FISH MEMORIAL		2	33	94%	35
METRO KNOXVILLE HMA		25	10	29%	35
CANCER RESEARCH LAB, BOB JONES UNIVERSITY		30	5	14%	35
NEUROINTERNATIONAL SARASOTA		32	3	9%	35
REVA INC		30	4	12%	34
WALGREENS_COCONUT CREEK		27	7	21%	34
SOUTHWEST LABS		34			34
MARTHA'S HOUSE & ASSISTED LIVING FACILITY		34			34
GRAND VILLA OF DELRAY EAST		34			34
RASHDA ALBIBI M.D. P.A.		31	3	9%	34
MIGUEL E TREVINO MD PA		30	4	12%	34
AYERS NURSING AND REHABILITATION CENTER		34			34
SANITAS		4	30	88%	34
THE SPRINGS OF PARC HILL		33	1	3%	34
LONG BEACH URGENT CARE		34			34
PARAMOUNT WALK-IN CLINIC		1	33	97%	34
FLORIDA ENDOSCOPY & SURGERY CTR LLC		34			34
CVS NC3516POCT WINSTON SALEM		30	4	12%	34
LONG TERM CARE OF GULF BREEZE LLC		30	4	12%	34
COLORADO DEPARTMENT OF PUBLIC HEALTH AND ENVIRONMENT			34	100%	34
CIGNA PBSO WEST PALM		3	31	91%	34
CVS NC7047POCT DURHAM		34			34
MORTON PLANT HOSPITAL - ADLER INSTITUTE OF LAB MEDICINE		2	32	94%	34
FLORIDA DEPARTMENT OF HEALTH IN MONROE COUNTY		27	7	21%	34
GRAND VILLA OF BOYNTON BEACH		33	1	3%	34
HARBOUR ISLAND PEDIATRICS		24	10	29%	34
MINUTECLINIC DIAGNOSTIC OF ILLINOIS L		28	6	18%	34
CARLOS F FUSTER MD PA		32	2	6%	34
AMMON ANALYTICAL LABORATORIES		30	4	12%	34
STEINHATCHEE DRUGS		27	6	18%	33
Consulate Health Care of Orange Park		27	6	18%	33
GUIDEWELL EMERGENCY MEDICINE DOCTORS LLC #33		21	12	36%	33
NIGHT LITE PEDIATRICS URGENT CARE CENTER			33	100%	33
DIXIE COUNTY HEALTH DEPARTMENT		24	9	27%	33
AMBRY GENETICS CORPORATION	23	10			33
EVERLYWELL		19	14	42%	33

COVID-19: testing by laboratory

Data through May 9, 2021 verified as of May 10, 2021 at 09:25 AM

Data in this report are provisional and subject to change.

The numbers in the table below represent the number of Florida and non-Florida residents for whom test results were received by the Department of Health. A person can be tested by more than one laboratory and can have both positive and negative results. **Therefore, the sum of the numbers in each column will be larger than the total number of people tested.**

Reporting lab	Inconclusive	Negative	Positive	Percent positive	Total
STATEN ISLAND UNIVERSITY HOSPITAL-POUCH		32	1	3%	33
PIEDMONT HOSPITAL CLINICAL LABORATORY		30	3	9%	33
VENICE REGIONAL BAYFRONT HEALTH			33	100%	33
BOND CLINIC		3	30	91%	33
VETERANS HOME		1	32	97%	33
RESIDENCE AT BAY VUE		31	2	6%	33
CORAL HOUSE ASSISTED LIVING COMMUNITY LLC		33			33
NURSES HELPING HANDS INC ALF		33			33
MED & CO INVESTMENT LLC		30	3	9%	33
VETERAN AFFAIRS MEDICAL CENTER - JAMES J PETERS		30	3	9%	33
OPIS COQUINA CENTER		32	1	3%	33
GREENRIDGE GROUP HOME	3	11	19	58%	33
SELECT PHYSICIANS ALLIANCE PL		33			33
WESTWOOD NURSING AND REHABILITATION		28	5	15%	33
AHSE ROP		32	1	3%	33
SANFORD MOBILE LAB PGA TOUR		32	1	3%	33
West Gate Village, LLC		33			33
COLORADO DEPARTMENT OF HEALTH LABORATORY SERVICES DIVISION			32	100%	32
SYNIVERSE WELLNESS CENTER		27	5	16%	32
IPSUM DIAGNOSTICS		3	29	91%	32
MINUTECLINIC DIAGNOSTIC OF TN PC #6435		29	3	9%	32
A LILIKO'I PHARMACY LLC		29	3	9%	32
JOSEF SCHENKER MD PC		32			32
WILLAMETTE VALLEY TOXICOLOGY LLC		30	2	6%	32
WOMENS CARE FLORIDA LABORATORY		25	7	22%	32
COOPER HEALTHCARE		29	3	9%	32
ECHELONDX		32			32
Wiregrass Rehabilitation Center and Nursing Home		29	3	9%	32
TREASURE ISLE LLC		32			32
MADISON POINTE CARE CENTER		32			32
ORLANDO ORTHOPAEDIC CENTER		28	4	13%	32
SANFORD PEDIATRIC ASSOCIATES, PA		29	3	9%	32
PASSPORT HEALTH OF TAMPA BAY		29	3	9%	32
LAKE MARY - STIRLING CENTER SUITE 202			32	100%	32
MINUTECLINIC, LLC #4230		28	4	13%	32
UNION CHD		29	3	9%	32
JOSEF SCHENKER MD PC DBA CENTERS URGENT		30	2	6%	32
GOOD SAMARITAN HOSPITAL LABORATORY		27	5	16%	32
WESTMINSTER ST AUGUSTINE		32			32
CARDIOLOGY AND MEDICINE ASSOCIATES INC		31	1	3%	32
WESTPAC LABS INC	1	20	11	34%	32
RAYMOND BASRI MD		30	2	6%	32
LEE COMMUNITY HEALTHCARE INC NORTH FORT MYERS		32			32
ADVANCED URGENT CARE		12	20	63%	32
DISCOVERY COMMONS AT BRADENTON		31			31
ORLANDO FAMILY MEDICINE		14	17	55%	31
VIRTUA		27	4	13%	31

COVID-19: testing by laboratory

Data through May 9, 2021 verified as of May 10, 2021 at 09:25 AM

Data in this report are provisional and subject to change.

The numbers in the table below represent the number of Florida and non-Florida residents for whom test results were received by the Department of Health. A person can be tested by more than one laboratory and can have both positive and negative results. **Therefore, the sum of the numbers in each column will be larger than the total number of people tested.**

Reporting lab	Inconclusive	Negative	Positive	Percent positive	Total
UR CARE FAMILY AND SPORTS MEDICINE			31	100%	31
CHIPOLA MEDICAL ASSOCIATES		11	20	65%	31
PERDIDO URGENT CARE		1	30	97%	31
WALGREENS #04569		29	2	6%	31
LabCorp L#09258130 M#09258125		12	19	61%	31
OAKMONTE VILLAGE		30	1	3%	31
COUNTY OF LOS ANGELES			31	100%	31
MIDNIGHT MEDICINE			31	100%	31
ENT AND ALLERGY ASSOCIATES OF FLORIDA LLC		30	1	3%	31
HALIFAX HEALTH URGENT CARE		10	21	68%	31
HEALTH FIRST - VIERA HOSPITAL		1	30	97%	31
JOSEPH SCHENKER MD PC DBA CENTERS URGENT		27	4	13%	31
MINUTECLINIC, LLC, DBA MINUTECLINIC #2544		29	2	6%	31
MINUTECLINIC DIAGNOSTIC OF RHODE ISLAND, LLC #212		31			31
BAPTIST PRIMARY BLACK CREEK SOUTH			31	100%	31
COLLIER ANESTHESIA PAIN LLC		31			31
PREMIER URGENT CARE CENTER LLC			31	100%	31
MICHAEL J D'AMBROSE MD PA		29	2	6%	31
MINUTECLINIC DIAGNOSTIC OF TN PC #378		28	3	10%	31
MINUTECLINIC DIAGNOSTIC OF PENNSYLVANI		29	2	6%	31
SOMA MEDICAL CENTER # 4		5	26	84%	31
HOLIDAY MEDICAL ASSOCIATES		4	27	87%	31
HENDRY REGIONAL CORPORATE HEALTH			31	100%	31
REGENCY PARK ASSISTED LIVING FACILITY		29	2	6%	31
AMERICAN ESOTERIC LABORATORIES		15	16	52%	31
ADVENT HEALTH PRIMARY CARE PLUS, WINTER GARDEN		26	4	13%	30
NTD EUROFINS ATLANTA		29	1	3%	30
MARCO ISLAND MEDICAL CENTER		21	9	30%	30
ACCESS HEALTH CARE PHYSICIANS LLC		10	20	67%	30
CLINCLOUD, LLC			30	100%	30
CVA MINUTE CLINIC DIAGNOSTIC OF VIRGINIA, LLC		29	1	3%	30
HOPE HEALTHCARE		29	1	3%	30
FORT VALLEY STATE UNIVERSITY		29	1	3%	30
GASTROENTEROLOGY ASSOCIATES OF PENSACOLA PA		25	5	17%	30
ST PETER'S BENDER LABORATORY		29	1	3%	30
ST VINCENTS AMBULATORY CARE INC DBA		27	3	10%	30
ROSLYN URGENT CARE		29	1	3%	30
THE TERRACE AT IVY ACRES ALF		11	19	63%	30
MED LABS DIAGNOSTICS		11	19	63%	30
CENTER ONE SURGERY CENTER		24	6	20%	30
AMEERAH LABS			30	100%	30
FIRST PHYSICIANS GROUP - LORRAINE CORNERS		30			30
RAINBOW PEDIATRICS		1	29	97%	30
VA MEDICAL CENTER			30	100%	30
COMMUNITY HEALTH OF SOUTH FLORIDA			30	100%	30
WIREGRASS CLINIC LLC		24	6	20%	30
P4CLINICAL	3	2	25	83%	30

COVID-19: testing by laboratory

Data through May 9, 2021 verified as of May 10, 2021 at 09:25 AM

Data in this report are provisional and subject to change.

The numbers in the table below represent the number of Florida and non-Florida residents for whom test results were received by the Department of Health. A person can be tested by more than one laboratory and can have both positive and negative results. **Therefore, the sum of the numbers in each column will be larger than the total number of people tested.**

Reporting lab	Inconclusive	Negative	Positive	Percent positive	Total
HERITAGE WATERSIDE		27	3	10%	30
WEST BROWARD CARE CENTER		24	6	20%	30
MINUTECLINIC DIAGNOSTIC OF TEXAS		26	4	13%	30
TALLAHASSEE DEVELOPMENTAL CENTER□		28	2	7%	30
OAK HARBOR ASSISTED LIVING FACILITY		27	3	10%	30
ENGLEWOOD HOSPITAL AND MEDICAL CENTER		25	5	17%	30
TOTTENVILLE CIRCLE URGENT CARE		30			30
BAPTIST PEDIATRICS		26	4	13%	30
PBSO WEST PALM FAMILY PRACTICE		1	29	97%	30
MINUTECLINIC, LLC #08366		25	5	17%	30
SPRINGWOOD COURT		25	5	17%	30
RELIANCE MEDICAL CENTER		21	9	30%	30
GERALD J KIVETT MD		27	3	10%	30
Okeechobee Health Care Facility		16	14	47%	30
CHILDRENS MEDICAL CENTER			30	100%	30
GRAND VILLA OF MELBOURNE		28	2	7%	30
BOCA BIOLISTIC REFERENCE LAB			30	100%	30
BOCA SIMON LAB		1	29	97%	30
HOWARD BEACH URGENT CARE		28	2	7%	30
DAVID LAWRENCE CENTER		26	4	13%	30
MINUTECLINIC DIAGNOSTIC OF NORTH CAROLINA PC		26	3	10%	29
1 TOUCH TOTALCARE SOLUTIONS		26	3	10%	29
CDC		17	12	41%	29
BROOKWOOD BAPTIST MEDICAL CENTER		28	1	3%	29
MINUTECLINIC LLC #4449		27	2	7%	29
COMPREHENSIVE CHILDCARE		23	6	21%	29
CAPE CORAL HOSPITAL ABG LABORATORY		16	13	45%	29
GRADY HEALTH SYSTEM		29			29
UCLA HEALTHCARE CLINICAL LABS		23	6	21%	29
MEDEXPRESS URGENT CARE - BLOOMINGTON		24	5	17%	29
RENAISSANCE SENIOR LIVING	1	28			29
ADVANCED HEALTHCARE ASSOCIATES		25	4	14%	29
EMORY CRAWFORD LONG HOSPITAL LABORATOR		26	3	10%	29
ROBERT H JENKINS JR VETERANS' DOMICILIARY HOME OF		26	3	10%	29
PANCARE HEALTH - BONIFAY K-8			29	100%	29
SUMMERGATE PHARMACY		27	2	7%	29
GRAND VILLA OF SARASOTA		28	1	3%	29
J AND J VISTAKON EMPLOYEE HEALTH CENTER		28	1	3%	29
STEWART MELBOURNE HOSPITAL			29	100%	29
SUNTREE INTERNAL MEDICINE		29			29
PRO HEALTH HARMONY		29			29
PALM GARDEN OF JACKSONVILLE		27	2	7%	29
UNIV OF ROCHESTER-STRONG MEMORIAL HOSP		28	1	3%	29
MINUTECLINIC DIAGNOSTIC OF TN, PC 374		24	5	17%	29
AEGIS MEDICAL GROUP, LLC		27	2	7%	29
TIFFANY LAKE CARE CENTERS INC		28	1	3%	29
PALMS, THE		29			29

COVID-19: testing by laboratory

Data through May 9, 2021 verified as of May 10, 2021 at 09:25 AM

Data in this report are provisional and subject to change.

The numbers in the table below represent the number of Florida and non-Florida residents for whom test results were received by the Department of Health. A person can be tested by more than one laboratory and can have both positive and negative results. **Therefore, the sum of the numbers in each column will be larger than the total number of people tested.**

Reporting lab	Inconclusive	Negative	Positive	Percent positive	Total
DSI MANAGEMENT LLC		29			29
MAYO CLINIC JACKSONVILLE		4	25	86%	29
MINIMALLY INVASIVE VASCULAR INC		27	2	7%	29
NEMOURS CHILDRENS CLINIC		22	7	24%	29
UNIVERSITY OF ILLINOIS VETERINARY DIAG	1	27	1	3%	29
INTERIM HEALTHCARE OF NORTHWEST FLORIDA INC		27	2	7%	29
DUVAL COUNTY HEALTH DEPARTMENT		29			29
BROOKDALE UNIVERSITY HOSPITAL		27	2	7%	29
BIG BEND HOSPICE INC		29			29
PINELLAS 1 HOME HEALTH CARE CORP		28	1	3%	29
VISTACARE PHARMACY I		24	5	17%	29
SHORE MEMORIAL HOSPITAL		26	3	10%	29
WELLMED AT BRANDON REGIONAL		20	8	29%	28
BROWARD HEALTH IMPERIAL POINT NURSING			28	100%	28
FAMILY CARE PARTNERS		18	10	36%	28
MINUTE CLINIC DIAGNOSTIC OF TEXAS, LLC		25	3	11%	28
EDEN AT CRESTVIEW		12	16	57%	28
ADVENT HEALTH MEDICAL GROUP- FAMILY MEDICINE AT DR. PHILIPS		23	5	18%	28
MARION PEDIATRICS PA		21	7	25%	28
ORANGE PEDIATRICS			28	100%	28
LAKE PLACID HEALTH AND REHABILITATION		1	27	96%	28
VASSAR BROTHERS MEDICAL CENTER LABORATORY		26	2	7%	28
BROOKDALE PHILLIPPI CREEK			28	100%	28
KIVA AT CANTERBURY, LLC		28			28
PARK WEST MEDICAL CENTER		27	1	4%	28
ADVENT HEALTH MEDICAL GROUP FAMILY AND INTERNAL MEDICINE AT AVALON PAR		25	3	11%	28
THE COMMONWEALTH OF MASSACHUSETTS		1	27	96%	28
DAYTONA BEACH OPC		25	3	11%	28
Cleveland Clinic Laboratories		4	24	86%	28
NATIONAL MENTOR HEALTHCARE LLC			28	100%	28
PORT ST LUCIE HOSPITAL		25	3	11%	28
UTAH DEPARTMENT OF HEALTH			28	100%	28
KEY PRIMARY CARE			28	100%	28
FIRST CHOICE PEDIATRICS LOOP		25	3	11%	28
MONTEFIORE NEW ROCHELLE HOSPITAL		25	3	11%	28
ASTORIA HEALTH AND REHABILITATION CENTER		27	1	4%	28
ST MARYS MEDICAL CENTER			28	100%	28
ECC PEDIATRICS		28			28
SUMMIT MEDICAL GROUP - 75 E NORTHFIELD		23	5	18%	28
URGENT CARE CENTER			28	100%	28
NEW YORK METHODIST HOSPITAL		23	4	15%	27
BETHESDA HEALTH PHYSICIAN GROUP INC			27	100%	27
EPIC REFERENCE LABS INC			27	100%	27
PEPIN ACADEMIES-PASCO		26	1	4%	27
BOZEMAN HEALTH DEACONESS HOSPITAL		18	9	33%	27
URGENT FAMILY CARE INC		24	3	11%	27
CVS NV3210POCT LAS VEGAS		24	3	11%	27

COVID-19: testing by laboratory

Data through May 9, 2021 verified as of May 10, 2021 at 09:25 AM

Data in this report are provisional and subject to change.

The numbers in the table below represent the number of Florida and non-Florida residents for whom test results were received by the Department of Health. A person can be tested by more than one laboratory and can have both positive and negative results. **Therefore, the sum of the numbers in each column will be larger than the total number of people tested.**

Reporting lab	Inconclusive	Negative	Positive	Percent positive	Total
SPANISH RIVER HIGH SCHOOL ESE		23	4	15%	27
Summit Medical Group Westfield Lab		24	3	11%	27
NORTHEAST GEORGIA MEDICAL CENTER		27			27
VICK STREET MANOR		27			27
PHYSICIANS CARE		23	4	15%	27
PREMIUM HEALTH CARE			27	100%	27
CANTON-POTSDAM HOSPITAL LABORATORY		26	1	4%	27
LEXINGTON PLACE SENIOR LIVING COMMUNITY		27			27
HUNT CLUB PEDIATRIC ASSOCIATES LLC		22	5	19%	27
COASTAL SKIN SURGERY AND DERMATOLOGY		19	8	30%	27
BROOKDALE SOUTHPOINT			27	100%	27
EXPRESS CARE OF BELLEVIEW		27			27
HEALTHPARK MEDICAL CENTER ABG LAB		26	1	4%	27
KIDS CARE PEDIATRICS PA			27	100%	27
EMORY BENNETT VETERANS NURSING HOME	1	26			27
Clearwater Center		13	14	52%	27
SARNO FAMILY PRACTICE		14	13	48%	27
CARENOW - DOWNTOWN NORTH GULCH		25	2	7%	27
OPTIMAL CARE PEDIATRICS		8	19	70%	27
COASTAL COMPLETE CARE		13	14	52%	27
LOOP PEDIATRICS		22	5	19%	27
CITY OF CLEARWATER EMPLOYEE HEALTH CENTER		16	11	41%	27
CVS NC7588POCT ASHEVILLE		23	4	15%	27
FORT SANDERS REGIONAL LABORATORY		27			27
MINUTECLINIC DIAGNOSTIC OF TN PC #6363		22	5	19%	27
ATRIA LADY LAKE		27			27
SUNCOAST LABS			27	100%	27
LAKELAND HILLS CENTER		19	8	30%	27
INNOVATIVE RESEARCH OF WEST FLORIDA		23	3	12%	26
MINUTECLINIC, LLC, #4160		22	4	15%	26
ADVENTHEALTH MEDICAL GROUP PEDIATRIC & ADOLESCENT		25	1	4%	26
ADVENT HEALTH PARTIN SETTLEMENT HEALTH PARK		18	8	31%	26
DELRAY BEACH FACIAL PLASTIC SURGERY		26			26
DALE MEDICAL CENTER		21	5	19%	26
EXPRESS FAMILY CARE LLC		11	15	58%	26
INTERNAL MEDICINE LIPID AND WELNNESS PRACTICE		11	15	58%	26
RJ LEE GROUP	1	23	2	8%	26
MINUTECLINIC DIAGNOSTIC OF TN PC #320		18	8	31%	26
LAKES DIALYSIS CENTER INC			26	100%	26
DARDEN WELLNESS CENTER		23	3	12%	26
ADIRONDACK MEDICAL CENTER		26			26
CENTRAL FLORIDA PEDIATRIC URGENT CARE LLC		22	4	15%	26
MONCRIEF ARMY HEALTH CLINIC			26	100%	26
FLORIDA MEDICAL CLINIC - NEW TAMPA		21	5	19%	26
MINUTECLINIC DIAGNOSTIC OF NORTH		22	4	15%	26
JOINT AMBULATORY CARE CENTER		26			26
LOT HEALTH SERVICES	1	25			26

COVID-19: testing by laboratory

Data through May 9, 2021 verified as of May 10, 2021 at 09:25 AM

Data in this report are provisional and subject to change.

The numbers in the table below represent the number of Florida and non-Florida residents for whom test results were received by the Department of Health. A person can be tested by more than one laboratory and can have both positive and negative results. **Therefore, the sum of the numbers in each column will be larger than the total number of people tested.**

Reporting lab	Inconclusive	Negative	Positive	Percent positive	Total
TREEHOUSE PEDIATRICS & FAMILY CARE		26			26
PULMONARY SPECIALISTS OF THE PALM BEACHES		16	10	38%	26
ADEPT INPATIENT MEDICAL SERVICES PC		26			26
MAGNOLIA PEDIATRICS		4	22	85%	26
PALMETTO PEDIATRICS			26	100%	26
ARCPPOINT LABS OF FORT LAUDERDALE		25	1	4%	26
PALM BEACH COUNTY FIRE RESCUE		24	2	8%	26
THE MINIER URGENT CARE		20	6	23%	26
WAKULLA COUNTY HEALTH DEPARTMENT		12	14	54%	26
OAKTREE HEALTHCARE			26	100%	26
NEWYORK-PRESBYTERIAN/ LAWRENCE HOSPITAL LABORATORY		23	3	12%	26
ABL MEDICAL CARE LLC			26	100%	26
USCG AIR STATION CLEARWATER CLINIC		25	1	4%	26
JUST FOR KIDS PEDIATRICS		5	21	81%	26
MD BEAUTY LABS, PA		24	2	8%	26
EAST HILL MEDICAL GROUP		17	9	35%	26
MORTON PLANT NORTH BAY HOSPITAL			25	100%	25
ADVENT HEALTH - LAKE MARY PEDIATRICS		16	9	36%	25
VILLAGES REHABILITATION AND NURSING CENTER		24	1	4%	25
GREEN GABLES ASSISTED LIVING FACILITY		25			25
ENCOMPASS HOME HEALTH OF THE SOUTHEAST LLC		23	2	8%	25
SUNQUEST		3	22	88%	25
CHARLOTTE CHD PORT CHARLOTTE		21	4	16%	25
FEDERAL PRISON CAMP PENSACOLA			25	100%	25
ROSS MEDICAL GROUP			25	100%	25
DOC PAM PA		24	1	4%	25
SENIOR LIVING IV SUN CITY LLC		18	7	28%	25
MADWAR		19	6	24%	25
SOUTH FLORIDA DIALYSIS CENTER		8	17	68%	25
PALM BAY FAMILY PRACTICE		7	18	72%	25
JUPITER MEDICAL CENTER		1	24	96%	25
CIMA MEDICAL CENTER		24	1	4%	25
PHYSICIANS STAT		3	22	88%	25
ADVENT HEALTH EXPRESS		9	16	64%	25
LAKE HOWARD HEIGHTS	1	21	3	12%	25
TOTAL ACCESS URGENT CARE		1	24	96%	25
STEWART MEDICAL GROUP INC			25	100%	25
CVS MINUTE CLINIC DIAGNOSTIC OF TN #6044		22	3	12%	25
ST. CLOUD HOSPITAL		20	5	20%	25
FINLAY C. LABORATORY		4	21	84%	25
TREASURE COAST URGENT CARE			25	100%	25
BAYFRONT HMA CONVENIENT CARE, LLC		2	23	92%	25
WESTPAC LABS		1	24	96%	25
UNIV OF NORTH ALABAMA HEALTH CENTER		22	3	12%	25
STATE LAB		3	22	88%	25
THE WATERMARK AT VISTAWILLA		25			25
South Heritage Health and Rehab		25			25

COVID-19: testing by laboratory

Data through May 9, 2021 verified as of May 10, 2021 at 09:25 AM

Data in this report are provisional and subject to change.

The numbers in the table below represent the number of Florida and non-Florida residents for whom test results were received by the Department of Health. A person can be tested by more than one laboratory and can have both positive and negative results. **Therefore, the sum of the numbers in each column will be larger than the total number of people tested.**

Reporting lab	Inconclusive	Negative	Positive	Percent positive	Total
URGENT CARE USA			25	100%	25
ST VINCENT'S EAST		23	2	8%	25
OLIVE BRANCH HEALTH AND REHABILITATION CENTER			25	100%	25
ASURANCE SCIENTIFIC LABORATORIES		24	1	4%	25
WALGREENS #04618		21	3	13%	24
WESTMINSTER WOODS ON JULINGTON CREEK		22	2	8%	24
ADVANCED URGENT CARE CENTER		7	17	71%	24
MINUTECLINIC MINUTECLINIC #8746		23	1	4%	24
EDWARD S BENNETT MD PLLC		24			24
PALMS MEDICAL GROUP - LAKE CITY WEST		3	21	88%	24
UAH STUDENT HEALTH CENTER		17	7	29%	24
COVANCE CENTRAL LABORATORY		11	13	54%	24
WELLNOW URGENT CARE		23	1	4%	24
HERITAGE OAKS ASSISTED LIVING & MEMORY CARE		20	4	17%	24
ALAN SERURE MD		24			24
MID FLORIDA PATHOLOGY LLC		23	1	4%	24
ORANGE REGIONAL MEDICAL CENTER LABORATORY		19	5	21%	24
MAITLAND PRIMARY CARE		9	15	63%	24
SENIOR HEALTH OF WINTER PARK DUNDEE		24			24
ATRIA AT ST JOSEPHS		24			24
DOCTORS MEDICAL CENTER OF WALTON COUNTY CLINIC			24	100%	24
PHYSICIANS PRIMARY CARE OF SW FLORIDA PL		24			24
GILCHRIST COUNTY JAIL		22	2	8%	24
TARPON BAYOU CENTER			24	100%	24
COURTYARDS OF ORLANDO		24			24
LAKE NONA MEDICAL SERVICES		16	8	33%	24
CareATC - 15th Street Clinic			24	100%	24
HEALTH MED CENTERS		24			24
PALM BEACH GARDENS MEDICAL CENTER			24	100%	24
HENNEPIN COUNTY MEDICAL CENTER (HCMC)		13	11	46%	24
CSH LAKE ORIENTA LP		24			24
SOUTH NASSAU COMMUNITIES HOSPITAL		20	4	17%	24
RAINBOW PEDIATRIC CENTER		2	22	92%	24
MEDEXPRESS URGENT CARE - SEMINOLE SQUA		22	2	8%	24
LAKEWOOD RANCH MEDICAL CENTER CLINICAL LAB			24	100%	24
SONATA BOYNTON BEACH		21	3	13%	24
LIFELINK TISSUE BANK D/B/A LIFELINK TISSUE BANK		20	4	17%	24
AVENTIS BIO-SERVICES CTL		24			24
MED PLUS FLORENCE		20	4	17%	24
CL BRUMBACK PRIMARY CARE CLINIC LANTANA		2	22	92%	24
Sovereign Laboratory Services, LLC		21	3	13%	24
PACIFICA SENIOR LIVING FORT MYERS		15	9	38%	24
INTERVENTIONAL REHABILITATION OF SOUTH FLORIDA		16	8	33%	24
THE CHAPPEL GROUP RESEARCH		24			24
PRIME CARE ONE LLC/HARBORCHASE OF VENICE			24	100%	24
FORT PIERCE FAMILY CARE INC		18	6	25%	24
MADISON COUNTY MEMORIAL HOSP		12	12	50%	24

COVID-19: testing by laboratory

Data through May 9, 2021 verified as of May 10, 2021 at 09:25 AM

Data in this report are provisional and subject to change.

The numbers in the table below represent the number of Florida and non-Florida residents for whom test results were received by the Department of Health. A person can be tested by more than one laboratory and can have both positive and negative results. **Therefore, the sum of the numbers in each column will be larger than the total number of people tested.**

Reporting lab	Inconclusive	Negative	Positive	Percent positive	Total
GLEN COVE HOSPITAL		24			24
MINUTECLINIC DIAGNOSTIC OF SC, LLC #2		20	4	17%	24
LABORATORY DYNAMICS		20	4	17%	24
FLORENCE J HUNT STUDENT WELLNESS CENTER - HEALTH SERVICES (ABBOTT)		24			24
Wesley Place on Honeysuckle		22	2	8%	24
TIMBERLANE LODGE ALF	1	16	7	29%	24
MINUTE-CLINIC DIAGNOSTIC OF VIRGINIA		20	4	17%	24
ST ELIZABETH MEDICAL CENTER LABORATORY		21	3	13%	24
SARASOTA MEMORIAL NURSING & REHABILITATION CTR		24			24
ROWLETT MIDDLE ACADEMY		22	2	8%	24
NOVANT HEALTH		18	6	25%	24
NEW JERSEY		22	1	4%	23
APOLLO SURGERY CENTER		21	2	9%	23
REGENEXX TAMPA BAY		20	3	13%	23
COASTAL FAMILY PRACTICE		15	8	35%	23
BARTON FAMILY PRACTICE		12	11	48%	23
CITY OF SANFORD EMPLOYEE HEALTH AND		22	1	4%	23
ROBINSON FAMILY CLINIC PA		13	10	43%	23
NEW YORK PRESBYTERIAN - ALLEN HOSPITAL		23			23
CONNECTDX		8	15	65%	23
CORE LABORATORY		1	22	96%	23
49D2045214PHYSICIAN OFFICE WAIVER MEDEXPRESS URGENT CARE - HARRISONBU		14	9	39%	23
WOODHOUSE INC		17	6	26%	23
NORTHWEST FLORIDA COMMUNITY HOSPITAL 3RD FLOOR		21	2	9%	23
UNIVERSITY HILLS HEALTH AND REHABILITATION CENTER		18	5	22%	23
MARQUES PEDIATRICS			23	100%	23
FAST PACE MEDICAL CLINIC PLLC		21	2	9%	23
GAMMA DIAGNOSTIC LAB LLC			23	100%	23
MINUTE CLINIC DIAGNOSTIC OF TN PC #64		20	3	13%	23
TRINITY MEDICAL ASSOCIATES LLC			23	100%	23
BAYFRONT FAMILY HEALTH CENTER		3	20	87%	23
NOBLE SENIOR LIVING		3	20	87%	23
CVS MINUTE CLINIC DIAGNOSTIC OF TEXAS LLC		19	4	17%	23
TREEHOUSE PEDIATRICS		19	4	17%	23
ORANGE PARK PEDIATRIC ASSOCIATES		10	13	57%	23
LAKEVIEW HEALTH CARE SYSTEMS		9	14	61%	23
CARESPOT		2	21	91%	23
FLUSHING HOSPITAL MEDICAL CENTER		19	4	17%	23
MIAMI BEACH MEDICAL GROUP			23	100%	23
WUESTHOFF MEDICAL CENTER-MELBOURNE			23	100%	23
EGL GENETIC DIAGNOSTICS		1	22	96%	23
PULSE MEDICAL GROUP INC			23	100%	23
ADVENTHEALTH MEDICAL GROUP PEDIATRICS AT		5	18	78%	23
OHSU MOLECULAR MICROBIOLOGY LAB		22	1	4%	23
UF HEALTH NORTH JACKSONVILLE			23	100%	23
ERIC C MARSHAL MD, PC DBA MINUTECLINIC		22	1	4%	23
ISLAND COAST PEDIATRICS PA		22	1	4%	23

COVID-19: testing by laboratory

Data through May 9, 2021 verified as of May 10, 2021 at 09:25 AM

Data in this report are provisional and subject to change.

The numbers in the table below represent the number of Florida and non-Florida residents for whom test results were received by the Department of Health. A person can be tested by more than one laboratory and can have both positive and negative results. **Therefore, the sum of the numbers in each column will be larger than the total number of people tested.**

Reporting lab	Inconclusive	Negative	Positive	Percent positive	Total
Z UROLOGY		22	1	4%	23
COMMONWEALTH OF MASSACHUSETTS			23	100%	23
WELLMED AT LAKE COPELAND		17	6	26%	23
ESOTERIX GENETIC LABORATORIES		17	6	26%	23
BAYCARE MEDICAL GROUP INC			23	100%	23
PRIMECARE AT PORT ORANGE		4	19	83%	23
OMEGA LABORATORIES		19	4	17%	23
HARTFORD HOSPITAL ANCILLARY LAB		17	5	23%	22
MINUTECLINIC DIAGNOSTIC OF TEXAS LLC		20	2	9%	22
OWL NOW URGENT CARE		11	11	50%	22
JOHNS HOPKINS MEDICAL LABORATORIES		1	21	95%	22
THRIF-T DRUGS INC		20	2	9%	22
MINUTECLINIC DIAGNOSTIC PA		19	3	14%	22
MINUTECLINIC DIAGNOSTIC OF RHODE ISLAND, LLC #590		21	1	5%	22
GUARDANT HEALTH		16	6	27%	22
ROCKLEDEGE REGIONAL MEDICAL CENTER		17	5	23%	22
PRIMARY CARE SPECIALISTS OF ORLANDO LLC		17	5	23%	22
FLORIDA PEDIATRICS		6	16	73%	22
DIACARTA INC.		22			22
CVS NC4165POCT BREVARD		14	8	36%	22
MORRIS PARK URGENT CARE		19	3	14%	22
SOLE HEALTH LLC		22			22
CITY OF LAKE MARY EMPLOYEE HEALTH CENTER		18	4	18%	22
THE VILLAGES HEALTH		12	10	45%	22
MINUTECLINIC DIAGNOSTICS MEDICAL GROUP		21	1	5%	22
MOBILE DIVISION LABORATORY		7	15	68%	22
SEAGRASS VILLAGE			22	100%	22
MINUTECLINIC, LLC #4507		20	2	9%	22
OHIO CVS STORES, LLC DBA		19	3	14%	22
NORTHSIDE HOSPITAL DULUTH		19	3	14%	22
FAMILY AND AFTER HOURS CARE		22			22
EBEIDS MD PEDIATRICS		19	3	14%	22
MORNINGSIDE MANOR & VILLA ADULT CARE C		22			22
NAVAL MEDICAL CENTER SAN DIEGO	1		21	95%	22
GENTIVA HEALTH SERVICES		20	2	9%	22
MEDI STATION			22	100%	22
MARATHON HEALTH FOR LIFE		19	3	14%	22
ELAN SPANISH SPRINGS		4	18	82%	22
YUSRA MEDICAL ASSOCIATES PA		16	6	27%	22
BASSETTI & ASSOCIATES, MD, PA			22	100%	22
GLEN OAKS URGENT CARE		20	2	9%	22
FLORIDA HOSPITAL LABS		12	10	45%	22
OCEANSIDE URGENT CARE		22			22
SOUTH CAROLINA DEPARTMENT OF HEALTH			22	100%	22
TEXAS DEPARTMENT OF STATE HEALTH SERVICES		3	19	86%	22
ST VINCENT'S URGENT CARE		19	3	14%	22
TEN HEALTHCARE		6	16	73%	22

COVID-19: testing by laboratory

Data through May 9, 2021 verified as of May 10, 2021 at 09:25 AM

Data in this report are provisional and subject to change.

The numbers in the table below represent the number of Florida and non-Florida residents for whom test results were received by the Department of Health. A person can be tested by more than one laboratory and can have both positive and negative results. **Therefore, the sum of the numbers in each column will be larger than the total number of people tested.**

Reporting lab	Inconclusive	Negative	Positive	Percent positive	Total
BROOKDALE WEST BOYNTON BEACH		22			22
MINUTECLINIC, LLC #1586		15	7	32%	22
MEDEXPRESS URGENT CARE - TIMBERLAKE		19	3	14%	22
MC DIAGNOSTIC OF CONNECTICUT, PC #775		21	1	5%	22
KELLY'S ASSISTED LIVING FACILITY		22			22
MONROE COUNTY DETENTION CENTER			22	100%	22
GRAND VILLA OF PALM COAST		22			22
PEDIATRIC ASSOCIATES PA		17	5	23%	22
RHODE ISLAND DEPARTMENT OF HEALTH			21	100%	21
ROCKLEDGE FAMILY HEALTH			21	100%	21
ARDEN COURTS OF WINTER SPRINGS		18	3	14%	21
JEFFERSON K-12, A SOMERSET SCHOOL- CLINIC		17	4	19%	21
MEDLAB INC		21			21
SELECT PHYSICIANS ALLIANCE		21			21
CARENOW URGENT CARE-BRENTWOOD		15	6	29%	21
WINTER PARK FAMILY PRACTICE LLC		17	4	19%	21
WACO HHSSURGEWACO	1	17	3	14%	21
ST ANTHONY'S HOSP PATIENT CARE SERVICE			21	100%	21
SOMA MEDICAL CENTER, PA #4 FLORIDA MANGO		1	20	95%	21
PRIMECARE OF DOTHAN-DALEVILLE CLINIC		16	5	24%	21
TENNESSEE DEPARTMENT OF HEALTH		15	6	29%	21
BIOREFERENCE LABORATORIES		8	13	62%	21
POINT OF CARE CLINICS PRIMARY CARE		20	1	5%	21
SHELBY BAPTIST MEDICAL CENTER		16	5	24%	21
GRACE WELLNESS CENTER		8	13	62%	21
ADVENT HEALTH - KISSIMMEE		6	15	71%	21
ST JUDE CHILDRENS RESEARCH HOSPITAL		21			21
ESTATES MEDICAL CENTER		12	9	43%	21
HELIX DIAGNOSTICS			21	100%	21
GOOD SAMARITAN MEDICAL CENTER			21	100%	21
HARLEM HOSPITAL CENTER		20	1	5%	21
CLINICAL PATHOLOGY LABORATORIES SOUTHEAST			21	100%	21
COLUMBIA MEMORIAL HOSPITAL		21			21
CLEVELAND CLINIC FLORIDA		1	20	95%	21
NONA PEDIATRIC CENTER		15	6	29%	21
GOOD SAMARITAN SOCIETY OF DAYTONA		16	5	24%	21
ADVENTHEALTH MEDICAL GROUP	1	14	6	29%	21
Citymd Of Lacey		18	3	14%	21
WELLSTAR COBB HOSPITAL		19	2	10%	21
UPMC CHAUTAUQUA AT WCA LABORATORY		20	1	5%	21
INTERNATIONAL MEDICAL LABORATORY INC		21			21
HEALTHY MINORS, LLC.		20	1	5%	21
PICHARDO CLINIC, THE		19	2	10%	21
MINUTECLINIC INCORPORATE, LLC		17	3	15%	20
REDITUS LABORATORIES			20	100%	20
MEDI PARTNERS OF S FLORIDA LLC		20			20
CONSOLIDATED LAB SERVICES		10	10	50%	20

COVID-19: testing by laboratory

Data through May 9, 2021 verified as of May 10, 2021 at 09:25 AM

Data in this report are provisional and subject to change.

The numbers in the table below represent the number of Florida and non-Florida residents for whom test results were received by the Department of Health. A person can be tested by more than one laboratory and can have both positive and negative results. **Therefore, the sum of the numbers in each column will be larger than the total number of people tested.**

Reporting lab	Inconclusive	Negative	Positive	Percent positive	Total
ADVENTIST HEALTH SYSTEM		16	4	20%	20
DEPT OF VA MEDICAL CENTER - BAY PINES			20	100%	20
COMMUNITY CARE CENTER□		19	1	5%	20
CARESPOT OF NOCATEE		1	19	95%	20
MEDICAL EXPRESS CORP		18	2	10%	20
CVS HEALTH, #3396		18	2	10%	20
Floral Health and Rehabilitation, LLC		19	1	5%	20
PROFESSIONAL PARK PEDIATRICS PA			20	100%	20
ORLANDO FAMILY PHYSICIANS INC		14	6	30%	20
TGH MEDICAL GROUP LABORATORY CARROLLWOOD			20	100%	20
FAMILY CARE CYPRESS CREEK		1	19	95%	20
MINUTECLINIC DIAGNOSTIC OF MICHIGAN PC		19	1	5%	20
ST CATHERINE OF SIENA HOSPITAL		18	2	10%	20
BAPTIST MEDICAL GRP URGENT CARE & OCC HEALTH AIRPO		20			20
LAKE WORTH MANOR		19	1	5%	20
BEST MEDICAL CENTER		11	9	45%	20
MAIMONIDES MEDICAL CENTER		17	3	15%	20
MINUTECLINIC DIAGNOSTIC OF TN PC #566		16	4	20%	20
AUBURN COMMUNITY HOSPITAL		18	2	10%	20
REGENCY SQUARE MALL - SEARS		4	16	80%	20
BROWNE MEDICAL		18	2	10%	20
MINUTE CLINIC		2	18	90%	20
BAY PEDIATRICS PA		18	2	10%	20
THE CANOPY AT HARPER LAKE	1		19	95%	20
BROOKDALE MANDARIN CENTRAL		7	13	65%	20
SHIELDT3 LLC		20			20
URGENT TEAM		17	3	15%	20
COMMUNITY HOME HEALTH CARE		20			20
PONCE PLAZA NURSING & REHAB CENTER		4	16	80%	20
STATEN ISLAND UNIVERSITY HOSPITAL		19	1	5%	20
FORT WALTON BEACH DEVELOPMENTAL CENTER		19	1	5%	20
ODYSSEY HEALTHCARE OF MARION COUNTY, LLC		19	1	5%	20
FIRST CHOICE PEDIATRICS WINTER SPRINGS		15	5	25%	20
PRIMARY CARE MEDICINE	1	13	6	30%	20
WINSHIPS PHARMACY INC		20			20
MC DIAGNOSTIC OF CONNECTICUT, PC #1960		20			20
ROBERT WOOD JOHNSON UNIVERSITY HOSP		18	2	10%	20
KIDSWOOD PEDIATRICS CORP		6	14	70%	20
ANYTIME LAB, LLC		18	2	10%	20
MCWHORTER SCHOOL OF PHARMACY		20			20
VIERA FAMILY MEDICINE AND WELLNESS		16	4	20%	20
INTEGRATED FAMILY MEDICAL CENTER			19	100%	19
INTEGRATED REGIONAL LABORATORIES - LARGO			19	100%	19
CAREHERE- LCS LEESBURG			19	100%	19
ANYLABTESTNOW		6	13	68%	19
ROYAL PALM MEDICAL GROUP, INC		19			19
MD PLUS URGENT CARE, LLC			19	100%	19

COVID-19: testing by laboratory

Data through May 9, 2021 verified as of May 10, 2021 at 09:25 AM

Data in this report are provisional and subject to change.

The numbers in the table below represent the number of Florida and non-Florida residents for whom test results were received by the Department of Health. A person can be tested by more than one laboratory and can have both positive and negative results. **Therefore, the sum of the numbers in each column will be larger than the total number of people tested.**

Reporting lab	Inconclusive	Negative	Positive	Percent positive	Total
VALHALLA MEDICS		19			19
URGENT CARE & FAMILY PRACTICE CENTER			19	100%	19
MEDEXPRESS URGENT CARE, MOON TOWNSHIP		18	1	5%	19
UM MILLER SCHOOL OF MEDICINE			19	100%	19
CLERMONT ADVENTHEALTH CENTRA CARE		1	18	95%	19
JACKSON LABORATORY FOR GENOMIC MEDICIN		19			19
CARESPOT EXPRESS HEALTHCARE			19	100%	19
INSTANT MEDICAL CARE CENTER		18	1	5%	19
CVS PHARMACY		1	18	95%	19
CARE POINT HEALTH & WELLNESS CENTER		19			19
EMERALD COAST HOSPICE - CRESTVIEW		19			19
MINUTE CLINIC DIAGNOSTIC OF SOUTH CAROLINA		15	4	21%	19
CORNER OAK ESTATE LLC		19			19
SAVANNAH STATE UNIVERSITY, COUNSELING		19			19
AURORA UNIVERSITY WELLNESS CENTER		19			19
COLLEGE POINT URGENT CARE		16	3	16%	19
MICHELLE S PAGE MD PA		18	1	5%	19
CLINIC OF PEDIATRICS & GI MEDICINE INC		1	18	95%	19
BRIDGEWAY HEALTH CLINICS INC			19	100%	19
BAYVIEW MEDICAL		19			19
ABC PEDIATRICS OF PORT ST LUCIE		17	2	11%	19
SEVEN RIVERS REGIONAL MEDICAL CENTER		5	14	74%	19
LOVING CARE OF THE TREASURE COAST LLC	1	13	5	26%	19
NANO HEALTH ASSOCIATES LLC		19			19
CVS MINUTE CLINIC DIAGNOSTIC OF TEXAS, LLC		15	4	21%	19
STONE WASH CLINICAL LABORATORIES		2	17	89%	19
THE CLINIC PREMISE HEALTH		13	6	32%	19
BAY COUNTY HEALTH DEPARTMENT		14	5	26%	19
ELTINGVILLE CIRCLE URGENT CARE		18	1	5%	19
NO NAME		8	11	58%	19
LEE MEMORIAL HEALTH SYSTEM D/B/A		17	2	11%	19
FLORIDA COMMUNITY HEALTH CENTER OF ST. LUCIE		1	18	95%	19
VALLEY IMMEDIATE CARE		16	3	16%	19
MC DIAGNOSTIC OF CONNECTICUT, PC #1966		19			19
TGH URGENT CARE - WESTCHASE			19	100%	19
PRATTVILLE BAPTIST HOSPITAL		15	4	21%	19
FRUITVILLE URGENT CARE			19	100%	19
ST. JUDES LABORATORIES		13	6	32%	19
JACKSON NORTH MEDICAL CENTER		2	17	89%	19
ASHRAF MEDICAL GROUP PLLC DBA PULSE M		18	1	5%	19
MED HEALTH SERVICES		18	1	5%	19
FOX FAMILY PRACTICE		19			19
STAT MEDICAL CLINIC III INC		13	6	32%	19
LAB INTERMARKET FACILITY LAB		1	18	95%	19
OCEAN REEF MEDICAL CENTER, LLC			19	100%	19
BAPTIST MEMORIAL HEALTH CARE		17	2	11%	19
ALL PEDIATRIC CARE			19	100%	19

COVID-19: testing by laboratory

Data through May 9, 2021 verified as of May 10, 2021 at 09:25 AM

Data in this report are provisional and subject to change.

The numbers in the table below represent the number of Florida and non-Florida residents for whom test results were received by the Department of Health. A person can be tested by more than one laboratory and can have both positive and negative results. **Therefore, the sum of the numbers in each column will be larger than the total number of people tested.**

Reporting lab	Inconclusive	Negative	Positive	Percent positive	Total
FLORIDA HOSPITAL WINTER GARDEN		15	4	21%	19
CVS NC2357POCT HUNTERSVILLE		16	2	11%	18
URGENT CARE AT LONGWOOD			18	100%	18
MINUTECLINIC, LLC, DBA MINUTECLINIC #6		16	2	11%	18
MARION COUNTY HEALTH DEPARTMENT		17	1	6%	18
OSCEOLA ALF OPERATOR, LLC DBA□		18			18
CVS MINUTE CLINIC DIAGNOSTIC PA		13	5	28%	18
XPRESS WELLNESS URGENT CARE			18	100%	18
WALGREENS #15495	1	15	2	11%	18
TPCA CLINICAL LABORATORIES		15	3	17%	18
INTERMOUNTAIN CENTRAL LAB		1	17	94%	18
PPD - IXLAYER		17	1	6%	18
FORT HAMILTON URGENT CARE		18			18
GENERAL INTERNAL MEDICINE MEDICAL CTR CLINIC		13	5	28%	18
ST JOSEPHS HOSP OF ATLANTA/CLINIC LAB		16	2	11%	18
CRANES VIEW LODGE			18	100%	18
MIRIMUS INC		1	17	94%	18
AURORA DIAGNOSTICS		6	12	67%	18
MADISON CORE LABORATORIES		17	1	6%	18
CLEVELAND CLINIC			18	100%	18
BRONSON FIRE DEPARTMENT		18			18
TENDER CARE ALF		18			18
ASCENSION ST VINCENT'S PRIMARY CARE		1	17	94%	18
ADVENT HEALTH - WINTER HAVEN		8	10	56%	18
MEDEXPRESS URGENT CARE LEWISBURG		17	1	6%	18
DR PHILLIPS MEDICAL WELLNESS CENTER		13	5	28%	18
IONA COLLEGE HEALTH & WELLNESS CENTER		18			18
CABOT RESERVE ON THE GREEN		18			18
CVS MINUTE CLINIC DIAGNOSTIC MED GRP OF CA		18			18
CALLAWAY CLINIC		13	5	28%	18
107TH PLACE GROUP HOME		18			18
MONTEFIORE ST LUKE'S CORNWALL HOSPITAL		14	4	22%	18
MEDEXPRESS URGENT CARE - ROBINSON TWP, STEUBENVILLE PIKE		16	2	11%	18
MOORINGS PARK OAKSTONE AT GREY OAKS		17	1	6%	18
BERGEN NEW BRIDGE M		16	2	11%	18
HAWTHORNE INN OF LAKELAND		18			18
UC HEALTH UNIVERSITY HOSPITAL		15	3	17%	18
SONORA QUEST LABORATORIES			18	100%	18
WALGREEN EASTERN CO, INC		18			18
MI CASA DORADA ASSISTED LIVING FACILIT		18			18
Terrace of Jacksonville		3	15	83%	18
BROOKDALE ST AUGUSTINE		1	17	94%	18
DAVID LAWRENCE CENTER INC		16	2	11%	18
AVALON FAMILY RESORT ASSISTED LIVING LLC		18			18
CVS MINUTE CLINIC DIAGNOSTIC OF WISCONSIN		18			18
URGENT CARE OF NEW YORK		17	1	6%	18
MINUTECLINIC #8699		14	4	22%	18

COVID-19: testing by laboratory

Data through May 9, 2021 verified as of May 10, 2021 at 09:25 AM

Data in this report are provisional and subject to change.

The numbers in the table below represent the number of Florida and non-Florida residents for whom test results were received by the Department of Health. A person can be tested by more than one laboratory and can have both positive and negative results. **Therefore, the sum of the numbers in each column will be larger than the total number of people tested.**

Reporting lab	Inconclusive	Negative	Positive	Percent positive	Total
SANTA ROSA COUNTY JAIL - WELLPATH			18	100%	18
KIMBERLY J HENDERSON MD PC		17	1	6%	18
MINUTECLINIC DIAG OF IND, LLC #6697		15	2	12%	17
GENOTOX LABORATORIES		14	3	18%	17
PRIMARY CARE WALK IN CLINIC PLLC			17	100%	17
COMMUNITY HEALTH OF SOUTH FLORIDA INC			17	100%	17
INFEXIONSHIELD INC.		17			17
BROOKDALE CROWN POINT			17	100%	17
MINUTE CLINIC LLC #5733		17			17
NEMOURS CHILDREN'S URGENT			17	100%	17
WALGREENS #06416		16	1	6%	17
WELLSTAR NORTH FULTON HOSPITAL LABORAT		16	1	6%	17
TOXUSALABS DBA CONNECTDX LABS		14	3	18%	17
ALBIBI		1	16	94%	17
STARLING AT NOCATEE			17	100%	17
MINUTECLINIC DIAGNOSTIC OF VIRGINIA, LLC #1416		16	1	6%	17
RIVERSIDE MEDICAL GROUP		16	1	6%	17
PALATKA VA CBOC		16	1	6%	17
KAILOS GENETICS INC		14	3	18%	17
MINUTECLINIC DIAGNOSTIC OF OKLAHOMA		14	3	18%	17
ST JOSEPH HOSPITAL		16	1	6%	17
URGENT CARE WEST CLINIC		14	3	18%	17
DIEGO FALLON MD PA		6	11	65%	17
PARRISH HEALTH CENTER		14	3	18%	17
BRYAN WHITFIELD MEMORIAL HOSPITAL		12	5	29%	17
COMPREHENSIVE CHILDCARE ASSOCIATES		9	8	47%	17
LYNN KEEFE, MD PEDIATRICS		14	3	18%	17
NORTHERN WESTCHESTER HOSPITAL LABORATORY		15	2	12%	17
BLOUNT MEMORIAL HOSPITAL		14	3	18%	17
UNIVERSITY OF MIAMI MILLER SCHOOL			17	100%	17
UNIVERSITY OF ALABAMA - FUNGAL REFERENCE LABORATORY		12	5	29%	17
FLORIDA KEYS CONCIERGE MEDICINE, LLC		15	2	12%	17
EAR NOSE & THROAT ASSOCIATES OF MANATEE PA		17			17
INN AT LAKE SEMINOLE SQUARE, THE		17			17
NOVANT HEALTH GOHEALTH URGENT CARE-HARRISBURG		8	9	53%	17
MEDEXPRESS URGENT CARE - LAFAYETTE		16	1	6%	17
MASSACHUSETTS GENERAL HOSPITAL		1	16	94%	17
LAKEVIEW HEALTH SYSTEMS			17	100%	17
HEALTHCARE NOW			17	100%	17
UNIVERSITY LAB			17	100%	17
RESOLVE MOLECULAR DIAGNOSTICS		13	4	24%	17
MINUTECLINIC DIAGNOSTIC OF TN PC #643		13	4	24%	17
MINUTECLINIC DIAGNOSTIC OF TN PC #6415		13	4	24%	17
MINUTE-CLINIC DIAGNOSTIC OF VIRGINIA, LLC #2003		14	3	18%	17
BAY BREEZE HEALTH AND REHABILITATION CENTER		9	8	47%	17
ADVENT HEALTH - ZEPHYRHILLS			17	100%	17
Atlanta VAMC		12	5	29%	17

COVID-19: testing by laboratory

Data through May 9, 2021 verified as of May 10, 2021 at 09:25 AM

Data in this report are provisional and subject to change.

The numbers in the table below represent the number of Florida and non-Florida residents for whom test results were received by the Department of Health. A person can be tested by more than one laboratory and can have both positive and negative results. **Therefore, the sum of the numbers in each column will be larger than the total number of people tested.**

Reporting lab	Inconclusive	Negative	Positive	Percent positive	Total
SOMA MEDICAL CENTER PA			17	100%	17
COAST MED URGENT CARE		16	1	6%	17
WELLINGTON FAMILY PRACTICE		13	4	24%	17
YORKVILLE PEDIATRIC URGENT CARE		17			17
MINUTE CLINIC DIAGNOSTIC MED GRP		16	1	6%	17
GENETIC TECHNOLOGICAL INNOVATIONS			17	100%	17
CARE NOW, INC		13	4	24%	17
LEHIGH VALLEY HOSPITAL		3	14	82%	17
CVS MINUTE CLINIC DIAGNOSTIC OF VIRGINIA		17			17
UVMC MICROBIOLOGY		16	1	6%	17
ESTATES MEDICAL CENTER INC		4	13	76%	17
SARASOTA MEDICAL CENTER		6	11	65%	17
MARCO DRUGS AND COMPOUNDING		13	4	24%	17
MEDEXPRESS URGENT CARE- MARYLAND		14	3	18%	17
STATEN ISLAND UNIVERSITY HOSPITAL SEGUINE AVE		13	3	19%	16
JS HEALTHCARE INC		16			16
ALAN L MELOTEK MD		16			16
WALGREENS #07936		15	1	6%	16
LILY'S PROMISE AL#12775		16			16
MC DIAGNOSTIC OF CONNECTICUT PC #459		16			16
CULINARY INSTITUTE OF AMERICA STUDENT	3	13			16
PROMEDICA LABORATORIES		11	5	31%	16
ST AUGUSTINE PLANTATION		1	15	94%	16
TINA'S ASSISTED LIVING FACILITY CORP		16			16
SURGERY CENTER OF CORAL GABLES LLC,THE		12	4	25%	16
PRESBYTERIAN MEDICAL SERVICES		16			16
NORTHWEST FLORIDA SLEEP		1	15	94%	16
HODGES CLUSTER		2	14	88%	16
Heartland Healthcare Center Boca Raton		2	14	88%	16
URGENT CARE CLINIC OF LINCOLN		14	2	13%	16
SRMC AVALON		9	7	44%	16
BONIFAY NURSING AND REHABILITATION CENTER			16	100%	16
INDIANA STATE DEPARTMENT OF HEALTH		1	15	94%	16
MINNEOLA PLACE A HOMEBRIDGE COMMUNITY		16			16
PROMUS DIAGNOSTICS, LLC			16	100%	16
RICH STREET GROUP HOME		9	7	44%	16
ACM MEDICAL LABORATORY ALLIANCE		13	3	19%	16
MIAMI BEACH MEDICAL GROUP LLC			16	100%	16
Lab MSMC Hialeah			16	100%	16
PRO HEALTH FAMILY PHYSICIANS, NYSTROM		16			16
DAVITA DIALYSIS		4	12	75%	16
MORTON PLANT MEASE			16	100%	16
XERA MED RESEARCH			16	100%	16
BAPTIST PRIMARY CARE PONTE VEDRA		10	6	38%	16
FLORIDA MEDICAL ASSOCIATES LLC		9	7	44%	16
CVS CA9715POCT THOUSAND OAKS		16			16
GOOD SAMARITAN SOCIETY		16			16

COVID-19: testing by laboratory

Data through May 9, 2021 verified as of May 10, 2021 at 09:25 AM

Data in this report are provisional and subject to change.

The numbers in the table below represent the number of Florida and non-Florida residents for whom test results were received by the Department of Health. A person can be tested by more than one laboratory and can have both positive and negative results. **Therefore, the sum of the numbers in each column will be larger than the total number of people tested.**

Reporting lab	Inconclusive	Negative	Positive	Percent positive	Total
UNAVAILABLE/UNKNOWN/NO INFORMATION FOUND			16	100%	16
NOVALIFE MEDSPA			16	100%	16
INTERNAL MEDICINE ASSOCIATES & SPECIALTIES INC		15	1	6%	16
NORTHWEST FLORIDA ENT, PA		5	11	69%	16
FAST TRACK URGENT CARE CENTER - TYRONE			16	100%	16
CENTRAL JERSEY URGENT CARE OF EATONTOW		15	1	6%	16
BVL PEDIATRICS		14	2	13%	16
ALL FLORIDA FAMILY & SPORTS MEDICINE		15	1	6%	16
MILLENNIUM PHYSICIAN GRP LLC NAPLES PINE RIDGE			16	100%	16
TIFT REGIONAL HEALTH SYSTEM, INC		16			16
SUFFRIDGE DRIVE GROUP HOME		16			16
JOSEPH MIGNOGNA		13	3	19%	16
ST LUKES ROOSEVELT LABORATORY		13	3	19%	16
TMH FSU RAPID LABORATORY		2	14	88%	16
MEDICINE AT LONGWOOD		16			16
CRUCIAL CARE		10	6	38%	16
MINUTECLINIC DIAGNOSTIC OF VIRGINIA		16			16
HUDSON VALLEY HOSPITAL CENTER LABORATORY		15	1	6%	16
KETAMINE HEALTH CENTERS AT BONITA SPRINGS, LLC		16			16
HUNTINGTON URGENT CARE		15	1	6%	16
PROHEALTH CARE ASSOCIATES MOBILE		13	3	19%	16
OKEECHOBEE HEALTHCARE FACILITY			16	100%	16
PANAMA CITY VITAS HOSPICE		16			16
VIGILINT HEALTHCARE		14	2	13%	16
MC DIAGNOSTIC OF CONNECTICUT , PC # 3		14	2	13%	16
LAKE CO SCHOOLS EMPLOYEE HEALTH & WELLNESS CENTER	1	11	3	20%	15
MINUTECLINIC DIAGNOSTIC OF TN, PC 6438		13	2	13%	15
OPTIONS FOR SENIORS INC DBA PALM KREST MANOR		12	3	20%	15
EASTLAKE PEDIATRICS - TRINITY		15			15
ATMORE NURSING CENTER		14	1	7%	15
HAVEN HOSPICE IN CHIEFLAND		9	6	40%	15
BROWARD MEDICAL AND URGENT CARE		15			15
St Joseph's Hospital & Medical Center		13	2	13%	15
BROOKLYN HOSPITAL CENTER DOWNTOWN CAMPUS		15			15
DELIVER MY MEDS CORP		15			15
HOLLEY-NAVARRE MEDICAL CLINIC		5	10	67%	15
HIRAM COLLEGE HEALTH CENTER (ABBOTT)		13	2	13%	15
VERO DIAGNOSTICS		14	1	7%	15
CVS MINUTE CLINIC DIAG OF IND, LLC #6549		14	1	7%	15
FLORIDA DEPARTMENT OF HEALTH IN HILLSBOROUGH COUNTY		1	14	93%	15
MEDLAB ASSOCIATES LLC		15			15
CVS TX7162POCT HOUSTON		15			15
WESTERN NEW YORK IMMEDIATE MEDICAL CAR		13	2	13%	15
CUSTEAD CARE CENTER HAVEN HOSPICE		12	3	20%	15
INHEALTH LIFE SCIENCES		6	9	60%	15
MONTEFIORE NYACK HOSPITAL AFFILIATED LABORATORY		13	2	13%	15
BESSENT ROAD GROUP HOME		15			15

COVID-19: testing by laboratory

Data through May 9, 2021 verified as of May 10, 2021 at 09:25 AM

Data in this report are provisional and subject to change.

The numbers in the table below represent the number of Florida and non-Florida residents for whom test results were received by the Department of Health. A person can be tested by more than one laboratory and can have both positive and negative results. **Therefore, the sum of the numbers in each column will be larger than the total number of people tested.**

Reporting lab	Inconclusive	Negative	Positive	Percent positive	Total
AJU GEORGE MD PA			15	100%	15
CARENOW URGENT CARE-DONELSON		12	3	20%	15
LAKE NONA MEDICAL SERVICE LLC		13	2	13%	15
CVS NC187POCT CHARLOTTE		14	1	7%	15
CVS MINUTE CLINIC, LLC		13	2	13%	15
WELLMED AT PORT ST LUCIE WEST		10	5	33%	15
NORTH COUNTRY FAMILY HEALTH CENTER INC		15			15
DIATHERIX		13	2	13%	15
Astoria Health and Rehab		15			15
OPIS ISLAND LAKE CENTER		13	2	13%	15
PATHLINE			15	100%	15
OAKMONTE VILLAGE OF DAVIE			15	100%	15
BAPTIST MEDICAL CENTER EAST		11	4	27%	15
ST JOSEPH WOMENS HOSPITAL			15	100%	15
GNT ASSOCIATES		14	1	7%	15
WALGREENS #04176		12	3	20%	15
MEADOWCREST MOLECULAR DIAGNOSTICS, LLC			15	100%	15
MIRACLE ALF INC		15			15
FAMILY CARE CENTER OF ARLINGTON		10	5	33%	15
CARDIOTHORACIC SURGERY OF HYDE PARK			15	100%	15
CVS GA2108POCT NORCROSS		12	3	20%	15
GADSDEN REGIONAL MEDICAL CENTER		15			15
SOMA MEDICAL CENTER, P.A.			15	100%	15
MC DIAGNOSTIC OF CONNECTICUT, PC # 257		14	1	7%	15
MINUTECLINIC DIAGNOSTIC OF ILLINOIS LL		13	2	13%	15
TELEVISIT MALABAR PEDIATRICS		5	10	67%	15
WALK IN URGENT CARE			15	100%	15
MEDI-DRUG INC		13	2	13%	15
CVS TX8321POCT MCKINNEY		15			15
CVS NY491POCT JACKSON HEIGHTS		15			15
PREMIER LABORATORY SERVICES, LLC		5	10	67%	15
MINUTECLINIC DIAGNOSTIC OF RHODE ISLAND		12	3	20%	15
UNIVERSITY HOSPITAL UC HEALTH		11	4	27%	15
FAMILY CARE			15	100%	15
MINUTECLINIC DIAGNOSTIC OF GEORGIA, LL		12	3	20%	15
CVS TN2179POCT MURFREESBORO		14	1	7%	15
SKIN WELLNESS PHYSICIANS LLC		15			15
SINAI HOSPITAL OF BALTIMORE		15			15
MILTON 4707		15			15
ORLANDO HEALTH		2	13	87%	15
PARROTT MEDICAL CLINIC			15	100%	15
MINUTECLINIC DIAGNOSTIC OF NEW JERSEY, LLC # 7069		15			15
CVS TX7288POCT DALLAS		11	4	27%	15
LONG ISLAND JEWISH VALLEY STREAM		14	1	7%	15
CARENOW URGENT CARE-WEST END		10	5	33%	15
Crestwood Nursing Center		8	7	47%	15
HEALTH MED HOME CARE, LLC		15			15

COVID-19: testing by laboratory

Data through May 9, 2021 verified as of May 10, 2021 at 09:25 AM

Data in this report are provisional and subject to change.

The numbers in the table below represent the number of Florida and non-Florida residents for whom test results were received by the Department of Health. A person can be tested by more than one laboratory and can have both positive and negative results. **Therefore, the sum of the numbers in each column will be larger than the total number of people tested.**

Reporting lab	Inconclusive	Negative	Positive	Percent positive	Total
MINUTE CLINIC LLC #5706		13	2	13%	15
MINUTECLINIC, DIAGNOSTIC OF TEXAS, LL		13	1	7%	14
DIAMOND SPEEDWAY DIALYSIS		1	13	93%	14
ALASKA PUBLIC HEALTH LAB		1	13	93%	14
SUMMIT ATLANTIC SURGERY CENTER		14			14
FG RAPID RESULTS LLC		8	6	43%	14
SUNCOAST COMMUNITY HEALTH CENTERS INC		4	10	71%	14
MINUTE-CLINIC DIAGNOSTIC OF VIRGINIA, LLC		14			14
IGENEX INC		14			14
HEALTHFIRST ADVENT HEALTH CENTRA CARE COCOA BEACH			14	100%	14
CITY OF WEST PALM BEACH EMPLOYEE & FAMILY HEALTH		14			14
CVS HEALTH MINUTE CLINIC		1	13	93%	14
Hackensack Umc Mountainside		13	1	7%	14
Solaris Healthcare Pensacola			14	100%	14
MINUTECLINIC LLC #5176		11	3	21%	14
BAPTIST HEALTH			14	100%	14
MERCY MEDICAL CENTER		7	7	50%	14
CVS CA9113POCT CHULA VISTA		14			14
HAVEN HOSPICE			14	100%	14
DESOTO HEALTH AND REHAB LLC		9	5	36%	14
MELBOURNE FAMILY PRACTICE		12	2	14%	14
CVS TN5639POCT FARRAGUT		11	3	21%	14
FYZAMEDICAL, LLC		10	4	29%	14
RIVERSIDE COTTAGES AT THE SHORES, LLC			14	100%	14
RICHMOND UNIVERSITY MEDICAL CENTER		12	2	14%	14
QUEENS UNIVERSITY OF CHARLOTTE		14			14
EPIPHANY HEALTH		8	6	43%	14
MINUTECLINIC DIAGNOSTIC OF NEW MEXICO		14			14
ADVICE FOR OPTIMAL WELLNESS		11	3	21%	14
ARNOT OGDEN MEDICAL CENTER LABORATORY		14			14
MY WELLNESS EXPRESS			14	100%	14
FAMILY PRACTICE ON THE GO		6	8	57%	14
MONTEFIORE MEDICAL CENTER LABORATORIES - WEILER		10	4	29%	14
MEDEXPRESS URGENT CARE - BENTON HARBOR		14			14
METHODIST MEDICAL CENTER		11	3	21%	14
PT&J REHAB - VILLAGE OF ROYAL PALM BEACH		12	2	14%	14
LUCID DIAGNOSTICS LABS			14	100%	14
ST CLOUD MEDICAL GROUP		12	2	14%	14
PHELPS HOSPITAL LABORATORY		12	2	14%	14
MINUTECLINIC DIAGNOSTIC OF TN, PC 4992		14			14
NORTHWESTERN MEMORIAL HOSPITAL			14	100%	14
MHHS All Lab Subsection		14			14
DYNAMIC DNA LAB		1	13	93%	14
CASS'S MOBILE HEALTH SERVICES		13	1	7%	14
UNIVERSITY HOSPITALS OF CLEVELAND		8	6	43%	14
CVS MINUTE CLINIC, LLC #22		13	1	7%	14
NORTHSIDE HOSPITAL FORSYTH		12	2	14%	14

COVID-19: testing by laboratory

Data through May 9, 2021 verified as of May 10, 2021 at 09:25 AM

Data in this report are provisional and subject to change.

The numbers in the table below represent the number of Florida and non-Florida residents for whom test results were received by the Department of Health. A person can be tested by more than one laboratory and can have both positive and negative results. **Therefore, the sum of the numbers in each column will be larger than the total number of people tested.**

Reporting lab	Inconclusive	Negative	Positive	Percent positive	Total
MED TECH SERVICES OF PALM BEACH INC		14			14
MINUTECLINIC, LLC, DBA MINUTECLINIC #2		12	2	14%	14
BELLEVUE HOSPITAL CENTER DEPARTMENT		14			14
The Evangelical Lutheran Good Samaritan Society		14			14
EFFINGER HEALTH, PA		14			14
BOCA SIMON		2	12	86%	14
DOCTORS EXPRESS OF ST PETERSBURG		4	10	71%	14
LIFE'S SPECIAL MOMENTS INC		14			14
MINUTECLINIC, LLC #1492		14			14
HORIZON MEDICAL GROUP		12	2	14%	14
MADISON COUNTY HEALTH DEPARTMENT		7	7	50%	14
TAPESTRY TALLAHASSEE WALDEN		14			14
MC DIAGNOSTIC OF CONNECTICUT, PC #1043		14			14
SIGMUND LABS LLC		14			14
ACCESS HOME HEALTH OF FLORIDA LLC		14			14
SOUTHEASTERN LABORATORY			14	100%	14
MEDEXPRESS URGENT CARE - PANTOPS		12	2	14%	14
MINUTECLINIC #788		12	2	14%	14
MINUTE CLINIC OF KANSAS PA		8	6	43%	14
NEW YORK PRESBYTERIAN - LOWER MANHATTAN		14			14
STEWART MELBOURNE HOSPITAL, INC	1		13	93%	14
FAMILY MEDICINE OF WESTON LLC		6	8	57%	14
TALLAHASSEE PRIMARY CARE ASSOCIATES PA		12	2	14%	14
SARASOTA - ROBERT L TAYLOR COMMUNITY CENTER□		1	13	93%	14
NIGHT OWL PEDIATRICS URGENT CARE			14	100%	14
SOUTHEASTERN UNIVERSITY INC		14			14
POLK CHD BARTOW		13	1	7%	14
TLC FAMILY CARE HOME INC		14			14
MEDEXPRESS URGENT CARE-ALTOONA		12	2	14%	14
MINUTECLINIC MINUTECLINIC #8505		11	2	15%	13
PARKWEST MEDICAL CENTER		11	2	15%	13
WANTAGH URGENT CARE		10	3	23%	13
MINUTE CLINIC LLC #6765		13			13
LAKELAND REGIONAL HEALTH GRASSLANDS		12	1	8%	13
ALL 4 KIDZ PEDIATRICS		9	4	31%	13
ROCKLEDGE		3	10	77%	13
SAMARITAN MEDICAL CENTER		13			13
BRIDGE DIAGNOSTICS			13	100%	13
ST CLOUD COMPOUNDING PHARMACY & WELLNESS CENTER		12	1	8%	13
MINUTE CLINIC DIAGNOSTIC OF NORTH CAROLINA		12	1	8%	13
IN-OFFICE LAB		12	1	8%	13
MEDLABS DIAGNOSTICS		11	2	15%	13
MINUTE CLINIC DIAGNOSTIC OF VIRGINIA, LLC #1905		13			13
CVS HEALTH, #2043		13			13
NATIONAL GENETICS INST LABCORP		4	9	69%	13
MEDEXPRESS URGENT CARE - SALEM		9	4	31%	13
PHASE2 LABS	2	9	2	15%	13

COVID-19: testing by laboratory

Data through May 9, 2021 verified as of May 10, 2021 at 09:25 AM

Data in this report are provisional and subject to change.

The numbers in the table below represent the number of Florida and non-Florida residents for whom test results were received by the Department of Health. A person can be tested by more than one laboratory and can have both positive and negative results. **Therefore, the sum of the numbers in each column will be larger than the total number of people tested.**

Reporting lab	Inconclusive	Negative	Positive	Percent positive	Total
MINUTECLINIC, LLC, DBA MINUTECLINIC #6106		11	2	15%	13
GULF COAST MEDICAL GROUP		5	8	62%	13
MEDEXPRESS URGENT CARE - CHRISTIANBURG		9	4	31%	13
CAN COMMUNITY HEALTH, INC		11	2	15%	13
MINUTE CLINIC, LLC #4650		11	2	15%	13
EAR NOSE AND THROAT ASSOCIATES OF MANATEE, P.A.		10	3	23%	13
AVENTURA HOSPITAL AND MEDICAL CENTER			13	100%	13
BENNETT PEDIATRICS		13			13
MINUTECLINIC LLC (1435)		12	1	8%	13
ORCHID COVE		3	10	77%	13
MOODY MANOR		13			13
CENTRAL JERSEY URGENT CARE		12	1	8%	13
RDX BIOSCIENCE INC		10	3	23%	13
FLORIDA STATE HOSPITAL			13	100%	13
CVS MINUTE CLINIC DIAGNOSTIC OF TN #3293		12	1	8%	13
ALBION COLLEGE (ABBOTT)		13			13
MISSOURI DEPARTMENT OF HEALTH AND SENIOR SERVICES			13	100%	13
CLEVELAND TENNESSEE HOSPITAL COMPANY		11	2	15%	13
ESCAMBIA COMMUNITY CLINIC		2	11	85%	13
GLENBROOKE AT PALM BAY			13	100%	13
URGENT MEDICAL CENTER INC		5	8	62%	13
CVS MINUTE CLINIC DIAGNOSTIC MED GRP OF SAN		11	2	15%	13
MINUTECLINIC DIAGNOSTIC OF NORTH CAROLINA, PC		12	1	8%	13
VILLA OF KINGS AND QUEENS OF DELRAY		13			13
CONSULATE HEALTH CARE OF PENSACOLA			13	100%	13
CORAL LANDING ASSISTED LIVING		11	2	15%	13
HARBOR CHASE OF JACKSONVILLE			13	100%	13
CVS MINUTE CLINIC DIAGNOSTIC PA #3060		11	2	15%	13
SOMA MEDICAL CENTER PA #4			13	100%	13
MINUTE CLINIC DIAGNOSTIC OF SC, LLC #42		12	1	8%	13
MINUTECLINIC DIANOSTIC OF VIRGINA, LL		12	1	8%	13
CROSS CARE CENTER			13	100%	13
Sunnyside Care Center		13			13
VALDOSTA FAMILY MEDICINE		1	12	92%	13
AVALON MEDICAL WALK IN CLINIC			13	100%	13
MINUTECLINIC DIAGNOSTIC OF TN PC #386		12	1	8%	13
MINUTECLINIC, LLC, MINUTECLINIC #7637		11	2	15%	13
BROOKDALE DELAND			13	100%	13
BARRANCO CLINIC,THE	3	9	1	8%	13
MEYER PEDIATRICS CHTD		11	2	15%	13
NORTHEAST PEDIATRICS			13	100%	13
WORLD WRESTLING ENTERTAINMENT			13	100%	13
MINUTECLINIC, LLC #244		12	1	8%	13
SOUTHEAST FAMILY HEALTHCARE CENTER			13	100%	13
LANE PEDIATRICS PA		1	12	92%	13
COMPASS URGENT CARE		8	5	38%	13
RED MOUNTAIN DIAGNOSTICS		13			13

COVID-19: testing by laboratory

Data through May 9, 2021 verified as of May 10, 2021 at 09:25 AM

Data in this report are provisional and subject to change.

The numbers in the table below represent the number of Florida and non-Florida residents for whom test results were received by the Department of Health. A person can be tested by more than one laboratory and can have both positive and negative results. **Therefore, the sum of the numbers in each column will be larger than the total number of people tested.**

Reporting lab	Inconclusive	Negative	Positive	Percent positive	Total
MEDEXPRESS URGENT CARE-LATROBE		12	1	8%	13
CAPE CORAL URGENT CARE		9	4	31%	13
SHELBY COUNTY HEALTH CARE CORPORATION		10	3	23%	13
CVS MA6505POCT NEWTON		13			13
Signature Healthcare of Savannah		13			13
MEDEXPRESS URGENT CARE MONACA		13			13
SANDGATE GARDENS REHAB & NURSING CENTER		3	10	77%	13
MINUTECLINIC LLC # 3401		13			13
AFC URGENT CARE - CEDAR GROVE		11	2	15%	13
WELLMED AT SOUTH PARSONS		10	3	23%	13
ORMOND MEDICAL ARTS		3	10	77%	13
CORONA NYC LAB		12	1	8%	13
VA Primary Care Clinic at Meharry		12	1	8%	13
MAINSTREET FAMILY SELECT		1	12	92%	13
CLINICAL LABORATORY SERVICES			13	100%	13
DEVEREUX FLORIDA CHILDRENS CENTER			13	100%	13
THE PLAZA AT PARKSQUARE		13			13
MINUTE CLINIC LLC #1909		13			13
MINUTE CLINIC LLC #2775		12	1	8%	13
MERCY HEALTH—MUSKEGON		7	5	42%	12
MEDEXPRESS URGENT CARE - BEECH GROVE		11	1	8%	12
COLLIER COUNTY HEALTH DEPT.		7	5	42%	12
WALGREEN #6538		12			12
ORLANDO FAMILY MEDICAL INC		12			12
FLORIDA DEPARTMENT OF HEALTH WASHINGTON COUNTY		7	5	42%	12
AMERICAN HOUSE FORT MYERS		12			12
PIEDMONT ATHENS REGIONAL MEDICAL		10	2	17%	12
UNIVERSITY OF MIAMI MILLER SCHOOL OF MEDICINE			12	100%	12
CULVER-STOCKTON COLLEGE		10	2	17%	12
MINUTE CLINIC LLC #10203		9	3	25%	12
SUWANNEE COUNTY JAIL		11	1	8%	12
MINUTE CLINIC LLC # 2033		10	2	17%	12
TMH PHYSICIAN PARTNERS - MONTICELLO		10	2	17%	12
SENIOR HOME CARE INC		12			12
VILLA HEALTH NH LLC		10	2	17%	12
CVS PA6902POCT BRYN MAWR		10	2	17%	12
CVS GA2147POCT KENNESAW		8	4	33%	12
Rosewood Healthcare and Rehabilitation Center		5	7	58%	12
APPLE DIAGNOSTICS LAB		5	7	58%	12
MINUTECLINIC DIAGNOSTIC OF NEW JERSEY,		11	1	8%	12
FAMILY PRACTICE OF DAVIE INC			12	100%	12
LIFE CARE OF PORT SAINT LUCIE		3	9	75%	12
GEORGE W FERGUSON MD-CONCIERGE MEDICAL SERVICES PL		11	1	8%	12
CVS TX8351POCT BEAUMONT		11	1	8%	12
Westchester General Hospital			12	100%	12
FLORIDA DEPT OF HEALTH		4	8	67%	12
OPTUM PRIMARY CARE		2	10	83%	12

COVID-19: testing by laboratory

Data through May 9, 2021 verified as of May 10, 2021 at 09:25 AM

Data in this report are provisional and subject to change.

The numbers in the table below represent the number of Florida and non-Florida residents for whom test results were received by the Department of Health. A person can be tested by more than one laboratory and can have both positive and negative results. **Therefore, the sum of the numbers in each column will be larger than the total number of people tested.**

Reporting lab	Inconclusive	Negative	Positive	Percent positive	Total
LEE COMMUNITY HEALTHCARE INC DUNBAR		10	2	17%	12
CARLOS PORTU MD, PLLC			12	100%	12
CVS TN5601POCT LENOIR CITY		10	2	17%	12
TRANSPLANT GENOMICS INC (EUROFINS)		12			12
QHG OF ENTERPRISE INC (DBA MEDICAL CTR		12			12
ACADIAN DIAGNOSTIC LABORATORIES		8	4	33%	12
DYNAMIC HEALTH CENTERS INC		8	4	33%	12
PUTNAM COUNTY HEALTH DEPARTMENT		12			12
PALM BEACH PATHOLOGY		9	3	25%	12
CVS MINUTE CLINIC DIAGNOSTIC		11	1	8%	12
OHIO STATE UNIVERSITY MEDICAL CENTER			12	100%	12
MINUTECLINIC DIAGNOSTIC OF PA, LLC (1036)		10	2	17%	12
BROOKDALE CITRUS			12	100%	12
MEDEXPRESS URGENT CARE - FORT WORTH S		10	2	17%	12
MINUTECLINIC DIAGNOSTIC OF TN PC #240		10	2	17%	12
Maury Regional Hospital		6	6	50%	12
CARENOW URGENT CARE-HERMITAGE		8	4	33%	12
MINUTECLINIC DIAGNOSTIC OF TN, PC 6304		10	2	17%	12
ACCENTCARE		12			12
MC DIAGNOSTIC OF CONNECTICUT, PC #114		12			12
Highland Pines Health and Rehab		11	1	8%	12
COLLIER HMA PHYSICIAN MANAGEMENT, LLC		2	10	83%	12
ADVENTHEALTH MEDICAL GROUP CARE CLINIC AT		8	4	33%	12
MEDEXPRESS URGENT CARE - MAPLE DRIVE		11	1	8%	12
CARE FAST MURABELLA		7	5	42%	12
FAMILY HEALTH CENTER AT PORT ST JOHN		4	8	67%	12
URGENT TEAM MANAGEMENT OF TENNESSEE		10	2	17%	12
BETH ISRAEL MEDICAL CENTER LABS		11	1	8%	12
BRITO MEDICAL CENTER		10	2	17%	12
MEDEXPRESS URGENT CARE - MONROE		12			12
BROWARD DIALYSIS			12	100%	12
PANCARE HEALTH - WEWA ELEMENTARY			12	100%	12
FHCP-PORT ORANGE		3	9	75%	12
LAB UNKNOWN		1	11	92%	12
THE POTTER'S HOUSE AT CANNON POINT		12			12
CVS OH3301POCT WOODMERE		12			12
MI2297090CV HOLLAND-23D2189684		12			12
CVS MINUTE CLINIC DIAGNOSTIC OF TEXAS,LLC		10	2	17%	12
DEPARTMENT OF PUBLIC HEALTH		12			12
ST PETER'S UNIVERSITY HOSPITAL		9	3	25%	12
LEON CHD		12			12
LONGWOOD PEDIATRICS LLC			12	100%	12
ADVENTIST HEALTH SYSTEM FLORIDA DEPT OF HEALTH		7	5	42%	12
NAPLES GREEN VILLAGE		12			12
MINUTECLINIC DIAGNOSTIC OF TN PC #5671		8	4	33%	12
MERIDIAN AT WATERWAYS, THE		10	2	17%	12
HNL LAB MEDICINE		9	3	25%	12

COVID-19: testing by laboratory

Data through May 9, 2021 verified as of May 10, 2021 at 09:25 AM

Data in this report are provisional and subject to change.

The numbers in the table below represent the number of Florida and non-Florida residents for whom test results were received by the Department of Health. A person can be tested by more than one laboratory and can have both positive and negative results. **Therefore, the sum of the numbers in each column will be larger than the total number of people tested.**

Reporting lab	Inconclusive	Negative	Positive	Percent positive	Total
VERITAS RESEARCH CORP			12	100%	12
ALACHUA			12	100%	12
BAYONET POINT HOSPITAL			12	100%	12
JOHN W NORRIS III MD PA	1		11	92%	12
ST. PETERSBURG PEDIATRICS			12	100%	12
GLEN OAKS HEALTH AND REHABILITATION CENTER			12	100%	12
GULF COAST REGIONAL BLOOD CENTER			12	100%	12
SAMARITAN HOSPITAL LABORATORY		11	1	8%	12
IREPERTOIRE_MOL_LAB		12			12
MINUTECLINIC DIAGNOSTIC OF VIRGINIA, LLC #255		12			12
VIBRANT AMERICA		10	2	17%	12
RUSSELL MEDICAL CENTER		11	1	8%	12
VITALANT		1	11	92%	12
FAMILY MEDICINE AT LONGWOOD			12	100%	12
CARROLL GARDENS URGENT CARE		12			12
GENESIS		8	4	33%	12
Lady Lake Specialty Care			12	100%	12
FAMILY MEDICINE AT HUNTERS CREEK		12			12
CVS PA1671POCT LANCASTER		12			12
MEDEXPRESS URGENT CARE CHARLESTON		8	4	33%	12
SUMTER COUNTY HEALTH DEPARTMENT		7	5	42%	12
WOODLAND TOWERS		6	6	50%	12
CURATIVE		1	11	92%	12
STUYVESANT URGENT CARE		11			11
AHMG LAKE NONA PRIMARY CARE		11			11
TROPICANA		5	6	55%	11
BOCA RATON REGIONAL HOSPITAL LAB			11	100%	11
CVS SC7556POCT WEST COLUMBIA		10	1	9%	11
SEMORAN FAMILY HEALTH LLC		10	1	9%	11
THE MARY IMOGENE BASSETT HOSPITAL		11			11
ILLINOIS DEPT OF PUBLIC HEALTH LAB - SPRINGFIELD			11	100%	11
CVS NC7213POCT MATTHEWS		8	3	27%	11
MOUNT DORA PEDIATRICS		9	2	18%	11
CVS SC2736POCT MURRELLS INLET		8	3	27%	11
MICHIGAN DEPARTMENT OF COMMUNITY HEALTH		1	10	91%	11
CROSSROADS URGENT CARE, PLLC		11			11
STPET		9	2	18%	11
WINKLER COURT		9	2	18%	11
MINUTE CLINIC LLC #4017		11			11
VIRTUA WEST JERSEY HOSPITAL VOORHEES		9	2	18%	11
AZALEA HEALTH		2	9	82%	11
CREATIVE TESTING SOLUTIONS		4	7	64%	11
NORTH OKALOOSA PHYSICIAN GROUP		10	1	9%	11
CVS CA9165POCT SAN DIEGO		11			11
NIGHT LITE PEDIATRICS CENTER		1	10	91%	11
MINUTE CLINIC LLC #0169		9	2	18%	11
MINUTECLINIC DIAGNOSTIC OF MAINE, LLC		9	2	18%	11

COVID-19: testing by laboratory

Data through May 9, 2021 verified as of May 10, 2021 at 09:25 AM

Data in this report are provisional and subject to change.

The numbers in the table below represent the number of Florida and non-Florida residents for whom test results were received by the Department of Health. A person can be tested by more than one laboratory and can have both positive and negative results. **Therefore, the sum of the numbers in each column will be larger than the total number of people tested.**

Reporting lab	Inconclusive	Negative	Positive	Percent positive	Total
URGENT TEAM - HUNTSVILLE		9	2	18%	11
MINUTE-CLINIC DIAGNOSTIC OF VIRGINIA,		10	1	9%	11
PINELLAS COUNTY HEALTH DEPARTMENT		2	9	82%	11
EXPRESS TEST			11	100%	11
MONROE COUNTY FIRE RESCUE		10	1	9%	11
REDMED CLINIC OF ARLINGTON		10	1	9%	11
ATHENS VETERINARY DIAGNOSTIC LABORATOR		11			11
THE TERRACE OF SAINT CLOUD		9	2	18%	11
THOMAS JEFFERSON UNIVERSITY HOSPITAL		4	7	64%	11
PRIMECARE ACQUISITION FAMILY PRACTICE INC		11			11
ORLANDO HEALTH PHYSICIAN ASSOCIATES		4	7	64%	11
FRESENIUS KIDNEY CARE DUNEDIN			11	100%	11
ALCOVE ASSISTED LIVING FACILITY		11			11
BLOOMINGDALE PEDIATRIC ASSOCIATES PA			11	100%	11
SEMINOLE COUNTY CORRECTIONAL FACILITY		1	10	91%	11
CLAYMED OF NORTH FLORIDA			11	100%	11
DMH STEINHATCHEE FAMILY MEDICINE		8	3	27%	11
ASSOCIATES IN MEDICINE		7	4	36%	11
MINUTECLINIC DIAGNOSTICS OF IND, LLC		11			11
KIDSVILLE PEDIATRICS			11	100%	11
CAREATC NEXTERA HEALTH CENTER / GO			11	100%	11
GOLDMAN SACHS HEALTH CENTER	1	9	1	9%	11
WALK IN MEDICAL URGENT CARE PC		11			11
PRIME MEDICAL CARE, LLC		11			11
MINUTECLINIC DIAG OF IND, LLC #2387		9	2	18%	11
CVS NC7051POCT WAKE FOREST		11			11
LPG PRIMARY CARE AT LABELLE		9	2	18%	11
WATSON HEALTHCARE		8	3	27%	11
MEDEXPRESS URGENT CARE - WINCHESTER GATEWAY		9	2	18%	11
MINUTECLINIC, LLC #4682		6	5	45%	11
CARINGTON MANOR		11			11
ELITE HOME HEALTH SERVICES		11			11
UNIVERSITY CENTRA CARE		10	1	9%	11
UMHC/SYLVESTER AT KENDALL		1	10	91%	11
TELEVISIT PALM BAY FAMILY PRACTICE		9	2	18%	11
NIGHT LITE PEDIATRICS CENTER, LLC		1	10	91%	11
45TH 1		11			11
VITAS HEALTH INC		5	6	55%	11
MONROE COUNTY HOSPITAL		8	3	27%	11
MINUTECLINIC, LLC #1470		10	1	9%	11
AIM LABORATORIES			11	100%	11
WINTER PARK CARE AND REHABILITATION			11	100%	11
NEW HAMPSHIRE DEPARTMENT OF HEALTH AND HUMAN SERVICES		3	8	73%	11
CVS PA233POCT NEWTOWN SQUARE		11			11
GENOPTIX MEDICAL LABORATORY		10	1	9%	11
MEDICAL CENTER AFFILIATES WEST PALM			11	100%	11
NHC HealthCare Anniston		11			11

COVID-19: testing by laboratory

Data through May 9, 2021 verified as of May 10, 2021 at 09:25 AM

Data in this report are provisional and subject to change.

The numbers in the table below represent the number of Florida and non-Florida residents for whom test results were received by the Department of Health. A person can be tested by more than one laboratory and can have both positive and negative results. **Therefore, the sum of the numbers in each column will be larger than the total number of people tested.**

Reporting lab	Inconclusive	Negative	Positive	Percent positive	Total
COLISEUM MED CTR LLC/COLISEUM MED CTRS		8	3	27%	11
CARENOW URGENT CARE-GREEN HILLS		10	1	9%	11
MINUTECLINIC #8760		11			11
HEALTH NETWORK LABORATORIES		7	4	36%	11
URGENT CARE OF LONGWOOD		1	10	91%	11
CVS SC7334POCT LEXINGTON		10	1	9%	11
CVS SC4286POCT EASLEY		5	6	55%	11
CVS MO8590POCT KANSAS CITY		7	4	36%	11
CVS GA2236POCT WOODSTOCK		11			11
HEWLETT URGENT CARE, PLLC		11			11
APPALACHIAN REGIONAL HEALTHCARE SYSTEM		10	1	9%	11
PHYSICIANS REGIONAL MEDICAL CTR - COLLIER BLVD			11	100%	11
St. Annes Nursing Center, St. Annes Residence, Inc.		11			11
ASSOCIATES MD CYPRESS CREEK			11	100%	11
CFS WELLNESS AND MED SPA LLC			11	100%	11
MEDEXPRESS URGENT CARE PARKERSBURG		9	2	18%	11
BENSONHURST URGENT CARE		10	1	9%	11
ST VINCENT'S ST CLAIR		8	3	27%	11
PASSPORT HEALTH			11	100%	11
WALGREENS # 03608		7	4	36%	11
Manor Care of Dunedin		7	4	36%	11
BIOTECH CLINICAL LABORATORIES, INC.		1	10	91%	11
CVS MD2956POCT NEW MARKET		10	1	9%	11
MINUTECLINIC DIAGNOSTIC OF MINNESOTA		11			11
MINUTECLINIC DIAGNOSTIC OF ILLINOIS		9	2	18%	11
NASCAR EVENT MANAGEMENT, LLC		11			11
CVS GA3766POCT DACULA		9	2	18%	11
JB SA-SAM HOUSTON			11	100%	11
TRIDENT BIOMETRICS		10	1	9%	11
RIVERVIEW REGIONAL MEDICAL CENTER		9	2	18%	11
UF HEALTH		1	10	91%	11
GUIDANCE / CARE CENTER, INC		11			11
METHODIST HOSPITAL			11	100%	11
MEDEXPRESS URGENT CARE-PETERS TWP		9	1	10%	10
GLADES COUNTY DETENTION CENTER		1	9	90%	10
LONG ISLAND JEWISH FOREST HILLS HOSPITAL		10			10
MAINSTREET FAMILY CARE			10	100%	10
OKLAHOMA STATE DEPARTMENT OF HEALTH-PUBLIC HEALTH LABORATORY			10	100%	10
EXCEL URGENT CARE OF PARAMUS LLC		10			10
ELEMENT PRIMARY CARE LLC		9	1	10%	10
MINUTE CLINIC INCORPORATE		10			10
ORLANDO MEDICAL CENTER PL		1	9	90%	10
URGENT CARE CENTER AT PINNACLE		4	6	60%	10
WALGREENS - STORE #9479		8	2	20%	10
CVS NY549POCT RIDGEWOOD		7	3	30%	10
MOLECULAR PATHOLOGY LABORATORY			10	100%	10
MEDEX REGIONAL LABORATORIES LLC		1	9	90%	10

COVID-19: testing by laboratory

Data through May 9, 2021 verified as of May 10, 2021 at 09:25 AM

Data in this report are provisional and subject to change.

The numbers in the table below represent the number of Florida and non-Florida residents for whom test results were received by the Department of Health. A person can be tested by more than one laboratory and can have both positive and negative results. **Therefore, the sum of the numbers in each column will be larger than the total number of people tested.**

Reporting lab	Inconclusive	Negative	Positive	Percent positive	Total
BEAUMONT LABORATORY			10	100%	10
FLORIDA CLINICAL LAB		1	9	90%	10
CVS CT2210POCT RIVERSIDE		10			10
COMMUNITY MEDICAL AND DENTAL CARE INC		10			10
FHPG_EXP CARE W HILLSBOROUGH		1	9	90%	10
NOT INDICATED		1	9	90%	10
ALBANY MEDICAL CENTER		9	1	10%	10
LAWRENCE TECHNOLOGICAL UNIVERSITY		10			10
ILLINOIS DEPARTMENT OF PUBLIC HEALTH		2	8	80%	10
MEDEXPRESS URGENT CARE - WASHINGTON		8	2	20%	10
DOMINICAN COLLEGE STUDENT HEALTH CENTE		8	2	20%	10
MEDEXPRESS URGENT CARE - FAYETTEVILLE		8	2	20%	10
SAVANNAH MANOR ASSISTED LIVING COMMUNITY			10	100%	10
CHRISTUS ST VINCENT LABORATORY - ZIA		10			10
ARCHBOLD MEMORIAL HOSPITAL/LAB		3	7	70%	10
BELLE GLADES HEALTH CLINIC			10	100%	10
ALABAMA DEPARTMENT OF PUBLIC HEALTH		1	9	90%	10
MONTEFIORE MEDICAL CENTER LABORATORIES - NORTH		10			10
CVS DC1340POCT WASHINGTON		10			10
MINUTECLINIC DIAGNOSTIC OF NORTH CAROLINA PC #5341		7	3	30%	10
WILLIAMSBURGH CHAI CARE		9	1	10%	10
IMMUNOGENOMICS LLC		6	4	40%	10
VASCONCELLO COHEN MD PA		9	1	10%	10
SUPERIOR RESIDENCES OF CLERMONT		2	8	80%	10
HIGH TOWER ALF LLC		9	1	10%	10
CHILDREN'S HEALTHCARE OF ATLANTA/EGLESTON		10			10
HCR MANORCARE		10			10
CHEMISYS LABORATORIES		2	8	80%	10
NATURE COAST REGIONAL MEDICAL CENTER		1	9	90%	10
ROSEMONT GARDENS INC		9	1	10%	10
UNIVERSITY MEDICAL CENTER		8	2	20%	10
MINUTECLINIC DIAGNOSTIC OF SC, LLC #4		10			10
PRORENATA LABS		2	8	80%	10
VENICE GREEN VILLAGE		3	7	70%	10
COLLIER BLVD HMA PHYSICIAN MANAGEMENT,, LLC			10	100%	10
KR AT COLLEGE HARBOR		10			10
MEDICAL LABORATORY DIAGNOSTICS			10	100%	10
ISLAND COAST PEDIATRICS IN-HOUSE LAB		10			10
BETTER AT HOME		10			10
BROOKDALE PANAMA CITY		9	1	10%	10
LUXOR SCIENTIFIC LLC		1	9	90%	10
ADVENTHEALTH MEDICAL GROUP INTERNAL MEDICINE		8	2	20%	10
JACKSON CLINIC PA,THE		6	4	40%	10
MAINE DEPARTMENT OF HEALTH AND HUMAN SERVICES			10	100%	10
PLYMOUTH HARBOR INCORPORATED		9	1	10%	10
ONEIDA HEALTHCARE CENTER		8	2	20%	10
WALGREENS #10972	1	9			10

COVID-19: testing by laboratory

Data through May 9, 2021 verified as of May 10, 2021 at 09:25 AM

Data in this report are provisional and subject to change.

The numbers in the table below represent the number of Florida and non-Florida residents for whom test results were received by the Department of Health. A person can be tested by more than one laboratory and can have both positive and negative results. **Therefore, the sum of the numbers in each column will be larger than the total number of people tested.**

Reporting lab	Inconclusive	Negative	Positive	Percent positive	Total
TENNESSEE DEPARTMENT OF HEALTH (TDH) - CENTRAL LABORATORY		2	8	80%	10
BERRYHILL MANOR		10			10
GO PATH LABORATORIES			10	100%	10
MINUTECLINIC DIAGNOSTIC OF OHIO #3407		9	1	10%	10
MOSOLF PEDIATRICS			10	100%	10
ELLIS HOSPITAL LABORATORY		9	1	10%	10
NORTON HEALTHCARE			10	100%	10
CVS NJ617POCT CEDAR GROVE		9	1	10%	10
GILCHRIST COUNTY FIRE DEPARTMENT		4	6	60%	10
CVS CT1123POCT SOUTHURY		10			10
Avalon Healthcare and Rehabilitation Center			10	100%	10
CORONA PATHOLOGY		10			10
NORTHSIDE HOSPITAL ATLANTA		4	6	60%	10
ANY LAB TEST NOW INC			10	100%	10
BROWARD HEALTH CARE			10	100%	10
ARBORS OF GULF BREEZE, THE		8	2	20%	10
ALL CHILDREN'S HOSPITAL DEPT OF GENERAL PEDIATRICS			10	100%	10
FLEMING ISLAND CENTER FOR CLINICAL RESEARCH		10			10
MIAMI COMPREHENSIVE MEDICINE GROUP PA		4	6	60%	10
CARENOW URGENT CARE - EAST NASHVILLE		8	2	20%	10
MINUTECLINIC, LLC, DBA MINUTECLINIC #4		9	1	10%	10
MINUTE CLINIC DIAG OF IND LLC #8674		10			10
NEUROSCIENCE AND SPINE ASSOCIATES, PL		8	2	20%	10
WALK-IN MEDICAL CARE			10	100%	10
VILLAGE PLACE HEALTH AND REHAB		9	1	10%	10
KEY TRAINING CENTER			10	100%	10
MEDEXPRESS URGENT CARE, JOHNSTOWN		9	1	10%	10
PANCARE HEALTH - VERNON ELEMENTARY			10	100%	10
DES PLAINES CLINICAL LAB		3	7	70%	10
COMMUNITY HEALTH CENTER		2	8	80%	10
ACCESS PHARMACY		10			10
MEDEXPRESS URGENT CARE-KATY		7	3	30%	10
VETERNANS ADMINISTRATION			10	100%	10
BAYSIDE URGENT CARE CENTER INC		1	9	90%	10
SOUTH FLORIDA ENT ASSOCIATES, INC			10	100%	10
SARASOTA PERSONAL MEDICINE		7	3	30%	10
WHEELER LABORATORY		9	1	10%	10
CITY OF TALLAHASSEE		10			10
CVS TX7827POCT ROUND ROCK		10			10
DOH-TAMPA BRANCH LABORATORY (MLK BLVD)		4	6	60%	10
DAU ORTHODONTICS		9	1	10%	10
CUMBERLAND HEIGHTS		10			10
BLOOMIN BRANDS WELLNESS CENTER		9	1	10%	10
ST JOSEPH'S HOSPITAL NORTH LABORATORY			10	100%	10
PALM BEACH CDH - DELRAY BEACH			10	100%	10
CVS TX7151POCT HUMBLE		9	1	10%	10
PALMS WEST HOSPITAL			10	100%	10

COVID-19: testing by laboratory

Data through May 9, 2021 verified as of May 10, 2021 at 09:25 AM

Data in this report are provisional and subject to change.

The numbers in the table below represent the number of Florida and non-Florida residents for whom test results were received by the Department of Health. A person can be tested by more than one laboratory and can have both positive and negative results. **Therefore, the sum of the numbers in each column will be larger than the total number of people tested.**

Reporting lab	Inconclusive	Negative	Positive	Percent positive	Total
JOHNS HOPKINS ALL CHILDRENS			10	100%	10
CBC LAB		3	7	70%	10
EMERGENCY MEDICAL CENTER		4	6	60%	10
RPC@HODGES		2	8	80%	10
CVS MA594POCT FALMOUTH		9	1	10%	10
CVS IL8751POCT CHICAGO		10			10
LAKE BALDWIN CBOC		9	1	10%	10
KEY WEST URGENT CARE, INC		3	7	70%	10
PBC PREMIER FAMILY HEALTH			10	100%	10
IU HEALTH PATHOLOGY		1	9	90%	10
CARENOW URGENT CARE-MT JULIET		8	2	20%	10
CARESOUTH HHA HOLDINGS OF THE BAY AREA LLC		10			10
HEART OF FLORIDA HEALTH CENTER INC		3	7	70%	10
MINUTECLINIC DIAGNOSTIC OF SC, LLC #7		8	2	20%	10
NEW JERSEY DEPARTMENT OF HEALTH COMMUNICABLE DISEASE SERVICE		3	7	70%	10
HENDRY/GLADES COUNTY HEALTH DEPARTMENT		8	1	11%	9
NORTHWEST FLORIDA COMMUNITY HOSPITAL LABORATORY		8	1	11%	9
OUR HOME AT BEACON HILL			9	100%	9
HOME CARE PHARMACY OF PALM COAST INC		9			9
VETERANS AFFAIRS MEDICAL CENTER - OUTPATIENT			9	100%	9
SYNEXUS CLINICAL RESEARCH US INC		2	7	78%	9
CVS PA4077POCT BELLE VERNON		9			9
EMORY JOHNS CREEK HOSPITAL		9			9
BIRMINGHAM VAMC		5	4	44%	9
CHIEFLAND MEDICAL CENTER LLC			9	100%	9
MEDICANA NURSING AND REHAB CENTER			9	100%	9
ENCOMPASS HOME HEALTH OF THE SOUTHEAST LLC		9			9
PRECISION GENETICS			9	100%	9
CVS OH3476POCT TIPP CITY		8	1	11%	9
CLEARWATER PEDIATRIC CARE		1	8	89%	9
UCARE			9	100%	9
MINUTE CLINIC LLC #1448		8	1	11%	9
CVS RI1717POCT 1 CVS DR			9	100%	9
Centrastate Medical Center		8	1	11%	9
MAGNOLIA MANOR			9	100%	9
MEDERI CARETENDERS VS OF SE FL LLC DBA		8	1	11%	9
NEMOURS CHILDREN'S PRIMARY CARE VERO BEACH			9	100%	9
MEDICAL CENTER, THE		8	1	11%	9
MINUTE CLINIC, LLC #1434		8	1	11%	9
JOHN T MATHER MEMORIAL HOSPITAL LABORATORY		8	1	11%	9
MEDEXPRESS ELKINS		9			9
IMMACULATE HOUSE AT COUNTRYSIDE		9			9
CAYUGA COUNTY HEALTH DEPARTMENT		8	1	11%	9
BRENNITY AT VERO BEACH, THE			9	100%	9
SKR MEDICAL ADVISORS		9			9
MIDMICHIGAN MEDICAL CENTER			9	100%	9
DISCOVERY VILLAGE AT STUART		5	4	44%	9

COVID-19: testing by laboratory

Data through May 9, 2021 verified as of May 10, 2021 at 09:25 AM

Data in this report are provisional and subject to change.

The numbers in the table below represent the number of Florida and non-Florida residents for whom test results were received by the Department of Health. A person can be tested by more than one laboratory and can have both positive and negative results. **Therefore, the sum of the numbers in each column will be larger than the total number of people tested.**

Reporting lab	Inconclusive	Negative	Positive	Percent positive	Total
MEDEXPRESS URGENT CARE - WILLIAMSPORT		8	1	11%	9
FLORIDA HOSPITAL WINTER PARK		7	2	22%	9
CALIFORNIA DEPARTMENT OF PUBLIC HEALTH		3	6	67%	9
ETHOS LABORATORIES		7	2	22%	9
MINUTE CLINIC #8979		8	1	11%	9
MILLER COUNTY HOSPITAL		9			9
CIAN DIAGNOSTICS			9	100%	9
CVS PHARMACY NO 274		9			9
CVS OH2342POCT WEST CHESTER		7	2	22%	9
PATEL MEDICAL VENTURES		8	1	11%	9
CVS NC3319POCT CHARLOTTE		6	3	33%	9
MINUTECLINIC DIAG OF IND LLC #8651		8	1	11%	9
MINUTECLINIC DIAGNOSTIC OF OHIO #4401		9			9
BREVARD FAMILY WALK IN CLINIC			9	100%	9
MOULTRIE CREEK NURSING AND REHAB			9	100%	9
MINUTECLINIC #2860		6	3	33%	9
ST VINCENT'S CHILTON		7	2	22%	9
MARINA ISLE ASSISTED LIVING		9			9
FLORIDA MENTOR		7	2	22%	9
WEST DADE PEDIATRICS			9	100%	9
HARMONIOUS HOME HEALTH, LLC		9			9
MINUTECLINIC DIAGNOSTIC OF NEVADA #87		4	5	56%	9
CHILDREN'S HEALTH CENTER INC.		7	2	22%	9
JUPITER CLINIC			9	100%	9
CITYMD		1	8	89%	9
BUENA VIDA ESTATES			9	100%	9
MINUTECLINIC DIAGNOSTIC OF NORTH CAROLINA PC #7054		6	3	33%	9
MEDEXPRESS URGENT CARE - RICHMOND, NINE MILE RD		8	1	11%	9
REMISE OCCUPATIONAL HEALTH SOLUTIONS INC			9	100%	9
SOMA MEDICAL CENTER MD PA #7 PEDIATRICS			9	100%	9
PENSACOLA CLUSTER			9	100%	9
LOREY ALF		9			9
EAST GEORGIA REGIONAL MEDICAL CENTER		8	1	11%	9
VAIL VALLEY MEDICAL CENTER			9	100%	9
Consulate Health Care of Brandon		7	2	22%	9
CHAPTERS HEALTH HOSPICE		9			9
MINUTECLINIC, LLC #09202		7	2	22%	9
HEALTH AND WELLNESS CENTER		1	8	89%	9
MINUTECLINIC DIAGNOSTIC OF VIRGINIA, LLC #1656		9			9
ST. CLOUD PHARMACY AND WELLNESS CENTER		5	4	44%	9
WINDSOR OF SAN PABLO, THE		6	3	33%	9
MINUTE CLINIC DIAGNOSTIC OF VIRGINIA, LLC #7543		7	2	22%	9
COMPASS PROVIDENCE URGENT CARE LLLP			9	100%	9
CVS CT1109POCT BETHEL		9			9
KINDRED_AIMS		9			9
MINUTECLINIC, LLC #03268		8	1	11%	9
CVS MINUTE CLINIC DIAGNOSTIC OF KANSAS, PA		9			9

COVID-19: testing by laboratory

Data through May 9, 2021 verified as of May 10, 2021 at 09:25 AM

Data in this report are provisional and subject to change.

The numbers in the table below represent the number of Florida and non-Florida residents for whom test results were received by the Department of Health. A person can be tested by more than one laboratory and can have both positive and negative results. **Therefore, the sum of the numbers in each column will be larger than the total number of people tested.**

Reporting lab	Inconclusive	Negative	Positive	Percent positive	Total
PALM BAY URGENT CARE PL		1	8	89%	9
MEDEXPRESS URGENT CARE - SWANSEA, N ILLINOIS ST		8	1	11%	9
ALLIANCE HEALTH AND REHABILITATION CENTER		9			9
CHELSEA NYC LAB		9			9
CVS GA2841POCT LAWRENCEVILLE		9			9
WATERFORD AT CREEKSIDE, THE			9	100%	9
WINTER PARK INTERNAL MEDICINE MD PA		7	2	22%	9
MEDEXPRESS URGENT CARE - STAUNTON		5	4	44%	9
CVS TN7289POCT SIGNAL MOUNTAIN		9			9
CORE OCCUPATIONAL RESOURCES, LLC		5	4	44%	9
DIXITKUMAR N MODI MD PA			9	100%	9
WADSWORTH CENTER - DAVID AXELROD INSTITUTE		8	1	11%	9
MEDEXPRESS URGENT CARE - BATTLE CREEK		6	3	33%	9
BAYFRONT HEALTH ST PETERSBURG		8	1	11%	9
MANATEE COUNTY CENTRAL JAIL		9			9
ORLANDO FAMILY PHYSICIANS			9	100%	9
PRIMARY CARE SPECIALISTS OF ORLANDO		8	1	11%	9
UHEALTH UNIVERSITY OF MIAMI			9	100%	9
WESTCHESTER GENERAL HOSPITAL BLOOD GAS LAB			9	100%	9
DEPT OF VA MEDICAL CENTER - RICHMOND		8	1	11%	9
GCPM MANUAL MICROBIOLOGY		1	8	89%	9
ORLANDO HEALTH PHYSICIAN GROUP INC		6	3	33%	9
PUTNAM FAMILY CARE INC		3	6	67%	9
PEDIATRIC HEALTH CARE ALLIANCE			9	100%	9
SUNCREST OMNI		9			9
GLEN FALLS HOSPITAL DEPARTMENT OF PATHOLOGY		8	1	11%	9
NORTHSHORE UNIVERSITY HEALTHSYSTEM EVANSTON HOSPITAL LAB			9	100%	9
PONTE VEDRA PLASTIC SURGERY		9			9
SV DIAGNOSTIC LAB			9	100%	9
NITIN BAWA PROFESSIONAL ASSOCIATES			9	100%	9
CVS MINUTE CLINIC DIAG OF IND LLC #5206		8	1	11%	9
WINDSOR OF GAINESVILLE		9			9
RANDOLPH DIABETES AND WELLNESS		8	1	11%	9
MINUTECLINIC MINUTECLINIC #4977		5	4	44%	9
OMNI			9	100%	9
NASSAU UNIVERSITY MEDICAL CENTER DEPT		8	1	11%	9
SCOTTS PHARMACY		8	1	11%	9
SEACOAST PATHOLOGY PROFESSIONAL ASSOC		9			9
ACCESS CARE MEDICAL GROUP LLC		2	7	78%	9
MINUTECLINIC DIAGNOSTIC MED GRP OF CA		8	1	11%	9
TRINITY PEDIATRICS			9	100%	9
MOBILE RESPONSE DIAGNOSTICS LLC		8	1	11%	9
ADVENTHEALTH MEDICAL GROUP FAMILY AND INTERNAL		8	1	11%	9
INSPIRED LIVING AT PALM BAY		7	2	22%	9
HEALTHY MINORS PEDIATRIC URGENT CARE		7	2	22%	9
BEAUMONT EMERGENCY CENTER			9	100%	9
FHPG_EXP CARE PALM HARBOR			9	100%	9

COVID-19: testing by laboratory

Data through May 9, 2021 verified as of May 10, 2021 at 09:25 AM

Data in this report are provisional and subject to change.

The numbers in the table below represent the number of Florida and non-Florida residents for whom test results were received by the Department of Health. A person can be tested by more than one laboratory and can have both positive and negative results. **Therefore, the sum of the numbers in each column will be larger than the total number of people tested.**

Reporting lab	Inconclusive	Negative	Positive	Percent positive	Total
CVS NJ862POCT MARLBORO		8	1	11%	9
SOUTHEASTERN PEDIATRIC ASSOCIATES			9	100%	9
Chestnut Park Rehabilitation and Nursing Center		9			9
ROSECASTLE			9	100%	9
FLORIDA CENTER FOR DERMATOLOGY LABORATORY			9	100%	9
MINUTECLINIC DIAGNOSTIC OF TN PC #242		6	3	33%	9
CVS TX10016POCT PRINCETON		9			9
NORTHSIDE HOSPITAL		2	7	78%	9
CVS MINUTE CLINIC DIAGNOSTIC OF NEW JERSEY		9			9
CVS NC2313POCT RALEIGH		7	2	22%	9
Sunset Lake Health and Rehabilitation Center		8	1	11%	9
INTERNAL MEDICINE ASSOCIATES OF JACKSON HOSPITAL			8	100%	8
MEDEXPRESS URGENT CARE - HOT SPRINGS		8			8
MINUTECLINIC, LLC #1796		7	1	13%	8
CVS HEALTH, #1994		6	2	25%	8
MEDEXPRESS - WILMINGTON CONCORD PIKE		7	1	13%	8
UNIVERSITY OF WASHINGTON MEDICAL CENTER			8	100%	8
AIRCARE INTERNATIONAL		7	1	13%	8
CONSULATE HEALTH CARE		7	1	13%	8
NORTHSIDE GWINNETT HOSPITAL		7	1	13%	8
CVS NJ836POCT RUNNEMEDE		8			8
SURGOINSVILLE PHARMACY		8			8
CVS NC3803POCT MOORESVILLE		7	1	13%	8
TRUSTBRIDGE			8	100%	8
ST CHARLES HOSPITAL LABORATORY		8			8
WHITE SANDS OUTPATIENT SERVICES (WSOP SERVICES LLC		8			8
The Grand at Rome Nursing and Rehabilitation		8			8
PUTNAM COUNTY EMERGENCY RESCUE SERVICE		5	3	38%	8
ALL CHILDREN'S HOSPITAL		1	7	88%	8
DOTHAN PEDIATRIC CLINIC			8	100%	8
CVS PA1074POCT KENNETT SQUARE		7	1	13%	8
CVS IN6551POCT MOORESVILLE		7	1	13%	8
ORMOND BEACH CENTRA CARE			8	100%	8
CVS OH3458POCT BEAVERCREEK		8			8
CVS MO8556POCT KANSAS CITY		7	1	13%	8
CVS PA2582POCT SPRINGFIELD		6	2	25%	8
MODMD LABORATORY		8			8
SARAH LAWRENCE COLLEGE HEALTH SERVICES		8			8
CVS CA9721POCT ARCADIA		8			8
KIS URGENT CARE			8	100%	8
MEDEXPRESS URGENT CARE-PASADENA		8			8
TRUE HEALTH		5	3	38%	8
ALLINA HEALTH - ABBOTT NORTHWESTERN HOSPITAL		5	3	38%	8
DEPARTMENT OF HEALTH- CITRUS COUNTY		1	7	88%	8
LAKE CONWAY URGENT CARE LLC		2	6	75%	8
FLORIDA HEART AND VASCULAR MULTISPECIALTY GROUP		8			8
SEA LEVEL LABS			8	100%	8

COVID-19: testing by laboratory

Data through May 9, 2021 verified as of May 10, 2021 at 09:25 AM

Data in this report are provisional and subject to change.

The numbers in the table below represent the number of Florida and non-Florida residents for whom test results were received by the Department of Health. A person can be tested by more than one laboratory and can have both positive and negative results. **Therefore, the sum of the numbers in each column will be larger than the total number of people tested.**

Reporting lab	Inconclusive	Negative	Positive	Percent positive	Total
EP LTC PHARMACY		6	2	25%	8
ENCOMPASS HEALTH REHABILITATION HOSPI		8			8
ADVENTHEALTH ORLANDO INTERNATIONAL AIRPORT			8	100%	8
VERMONT DEPARTMENT OF HEALTH		1	7	88%	8
MARTHA A PRICE MD PA		3	5	63%	8
LAB UNKNOW		6	2	25%	8
PBC FOUND CARE INC			8	100%	8
AFC/DOCTORS EXPRESS NORTH BERGEN		6	2	25%	8
CENTREX CLINICAL LABS INC		8			8
CHIEFLAND MEDICAL CENTER		1	7	88%	8
SUPREME LABORATORY			8	100%	8
EXECUTIVE MEDICAL SERVICES		8			8
MAGNOLIA PEDIATRICS GROUP LLC			8	100%	8
DOH JACKSONVILLE CENTRAL LABORATORY		3	5	63%	8
NORTHDAL REHABILITATION CENTER			8	100%	8
HERNANDO PASCO HOSPICE INC		7	1	13%	8
MEDEXPRESS URGENT CARE, BUTLER		5	3	38%	8
ATLANTIC CONSOLIDATED LABORATORY		8			8
CAPRONA GROUP HOME		2	6	75%	8
Florida Clinical Laboratory		1	7	88%	8
GENEUS DIAGNOSTICS			8	100%	8
CVS MD4371POCT OCEAN CITY		8			8
GOLISANO CHILDREN'S HOSPITAL OF SOUTHWEST FLORIDA		6	2	25%	8
BARTON PARKER OD PC		8			8
CVS TX8387POCT AUSTIN		8			8
NORTH PINELLAS CHILDRENS MEDICAL CENTER INC			8	100%	8
Baptist Village Retirement Communities		8			8
GEISINGER MEDICAL CENTER		2	6	75%	8
GULF COAST PEDIATRICS OF SARASOTA PA		1	7	88%	8
ALACHUA COUNTY HEALTH DEPARTMENT		1	7	88%	8
New York Harbor Harbor HCS - Brooklyn Campus		7	1	13%	8
CVS GA7064POCT STOCKBRIDGE		8			8
JX REF LAB			8	100%	8
CVS IL8747POCT CHICAGO		8			8
MID-HUDSON VALLEY DIVISION OF WESTCHESTER MEDICAL		8			8
DOCTOR'S IN-HOUSE LAB/COMMUNITY HEALTH CENTERS OF PINELLAS - CLEARWATE			8	100%	8
INTERNAL MEDICINE AND AESTHETICS OF NAPLES LLC		8			8
PM PEDIATRICS OF BAYSIDE PLLC		8			8
BEECHTREE MOLECULAR LAB LLC			8	100%	8
PAUL GRECO MD CONCIERGE MEDICAL SERVICES PL		8			8
MINUTECLINIC, LLC #05038		8			8
CELEBRATION PEDIATRICS PA			8	100%	8
Enterprise Health and Rehabilitation Center		8			8
FLORIDA DEPARTMENT OF HEALTH IN SARASOTA COUNTY		7	1	13%	8
FOUNTAINVIEW BY FIVE STAR QUALITY CARE		7	1	13%	8
CVS MA507POCT LEOMINSTER		6	2	25%	8
MINUTECLINIC, LLC #03965		8			8

COVID-19: testing by laboratory

Data through May 9, 2021 verified as of May 10, 2021 at 09:25 AM

Data in this report are provisional and subject to change.

The numbers in the table below represent the number of Florida and non-Florida residents for whom test results were received by the Department of Health. A person can be tested by more than one laboratory and can have both positive and negative results. **Therefore, the sum of the numbers in each column will be larger than the total number of people tested.**

Reporting lab	Inconclusive	Negative	Positive	Percent positive	Total
CVS IN6713POCT BLOOMINGTON		8			8
COMPREHENSIVE CLINICAL RESEARCH, LLC			8	100%	8
DOCTOR'S IN HOUSE LAB			8	100%	8
LEWIS COUNTY MANOR		8			8
WELLSTAR WEST GEORGIA MEDICAL CENTER		7	1	13%	8
GENE STREET LABORATORIES, LLC		6	2	25%	8
MEDEXPRESS URGENT CARE - TARENTUM		6	2	25%	8
MEDEXPRESS URGENT CARE MORGANTOWN		8			8
LEMOYNE COLLEGE WELLNESS CENTER FOR		8			8
ALLEGRO - TAMPA	1	4	3	38%	8
PIEDMONT HENRY HOSPITAL, INC		8			8
PALM BEACH COUNTY HEALTH DEPARTMENT LABORATORY			8	100%	8
NOVADX		2	6	75%	8
PHYSICIANS FOR CHILDREN			8	100%	8
BLOOMING GARDENS OF CARE INC		8			8
MINUTE CLINIC DIAGNOSTIC OF PENNSYLVANIA		8			8
SANITAS LAUDERDALE LAKES			8	100%	8
WELLIGENT		1	7	88%	8
THE READING HOSPITAL & MEDICAL CENTER			8	100%	8
MINUTECLINIC DIAGNOSTIC OF RHODE ISLAN		8			8
TERRACINA LLC		2	6	75%	8
ROBERT WOOD JOHNSON HOSPITAL		7	1	13%	8
FHCP-ORANGE CITY			8	100%	8
HACKENSACK UNIV MED CTR-PATHOLOGY DEPT		8			8
EMBRY-RIDDLE AERONAUTICAL UNIVERSITY HEALTH			8	100%	8
MEDEXPRESS URGENT CARE - YORK		5	3	38%	8
THE WOLFF CENTER FOR CHILD & ADOLESCENT HEALTH			8	100%	8
MEDEXPRESS URGENT CARE - CLARKSBURG		7	1	13%	8
DASCENA LABORATORY			8	100%	8
SLOPESIDE LABS AND TESTING, LLC - THE HIDEOUT AT BUTTERMILK MOUNTAIN		8			8
CVS OH2543POCT CANFIELD		5	3	38%	8
MARION OAKS ASSISTED LIVING		8			8
STATEN ISLAND CHAI CARE		7	1	13%	8
APEX HOME HEALTH CARE		7	1	13%	8
DIAGNOSTIC CLINIC		7	1	13%	8
FHMG_FM AND IM AVALON PARK		2	6	75%	8
MEDEXPRESS URGENT CARE - IRVING		8			8
TERENCE B MITCHELL MD, INC		4	4	50%	8
DORAL URGENT CARE			8	100%	8
CVS MA1022POCT CAMBRIDGE		8			8
MINUTECLINIC #2797		8			8
LAKELAND VOLUNTEERS IN MEDICINE INC		6	2	25%	8
HUNTINGTON VILLAGE URGENT CARE		8			8
LIFE CARE CITRUS COUNTY			8	100%	8
INVESCLINIC US, LLC		8			8
MEDEXPRESS URGENT CARE - MIDLOTHIAN		7	1	13%	8
Nashville Central Laboratory		8			8

COVID-19: testing by laboratory

Data through May 9, 2021 verified as of May 10, 2021 at 09:25 AM

Data in this report are provisional and subject to change.

The numbers in the table below represent the number of Florida and non-Florida residents for whom test results were received by the Department of Health. A person can be tested by more than one laboratory and can have both positive and negative results. **Therefore, the sum of the numbers in each column will be larger than the total number of people tested.**

Reporting lab	Inconclusive	Negative	Positive	Percent positive	Total
CVS IN3975POCT JEFFERSONVILLE		5	3	38%	8
CVS SC2250POCT COLUMBIA		8			8
URGENT TEAM - MUSCLE SHOALS		8			8
BAPTIST OUTPATIENT			8	100%	8
DR. PHILLIPS MEDICAL WELLNESS CENTER		4	4	50%	8
HARBORCHASE OF DR PHILLIPS		7	1	13%	8
OHIO DEPARTMENT OF HEALTH			8	100%	8
ST CLOUD PHYSICIAN MANAGMENT LLC		7	1	13%	8
BENEVA LAKES HEALTHCARE & REHAB CENTER			8	100%	8
DOCTORS HOSPITAL LAB MEDICAL OFFICE BUILDING			8	100%	8
PHOEBE PUTNEY MEMORIAL HOSPITAL		8			8
DANIEL M LIBBY MD PLLC		8			8
MINUTE CLINIC DIAGNOSTIC OF MICHIGAN PC		8			8
BIOTECH PHARMACEUTICAL GROUP LLC			8	100%	8
MEDEXPRESS URGENT CARE - CULPEPER		8			8
MINUTE-CLINIC DIAGNOSTIC OF VIRGINIA, LLC #794		7	1	13%	8
COMPASSION PEDIATRICS		3	5	63%	8
SOMA MEDICAL CENTER PA #3 GREENACRES			8	100%	8
URGENT TEAM - NASHVILLE		7	1	13%	8
CVS NC7057POCT SHELBY		6	2	25%	8
MEDEXPRESS URGENT CARE - STATE COLLEGE		6	2	25%	8
MINUTE-CLINIC DIAGNOSTIC OF VIRGINIA, LLC #3949		8			8
WYOMING COUNTY COMMUNITY HOSPITAL LABORATORY		8			8
CLAY PRIMARY & FAMILY CARE LLC			8	100%	8
X-GENE MOLECULAR LABS		1	7	88%	8
SUNSHINE STATE DIALYSIS			8	100%	8
CAREPOINT CLINIC		5	3	38%	8
CARE ATC - CITY OF BOYNTON BEACH	1	2	5	63%	8
CVS CT718POCT ANSONIA		8			8
CREATIVE PHARMACY SOLUTIONS EAST		8			8
NORTHERN DUTCHESS HOSPITAL LABORATORY		6	2	25%	8
Robert Wood Johnson University Hospital		6	2	25%	8
MEDEXPRESS URGENT CARE - GLENDALE		8			8
LAKE PEDIATRICS			8	100%	8
HOLY NAME MEDICAL CENTER	1	6	1	13%	8
COMPASSION PEDIATRIC URGENT CARE LLC		2	6	75%	8
MINUTECLINIC LLC #5010		7	1	13%	8
NORTHEAST ALABAMA REGIONAL MEDICAL CENTER		5	3	38%	8
HEALTHMARK REGIONAL HOSPITAL LAB		4	4	50%	8
MONROE URGENT CARE		7	1	13%	8
PANCARE HEALTH - KATE SMITH ELEMENTARY		1	7	88%	8
CVS NV9841POCT RENO		4	4	50%	8
PARTNERS PHARMACY OF FLORIDA LLC		8			8
MEDEXPRESS URGENT CARE - MT LEBANON		5	3	38%	8
CIGNA ONSITE HEALTH LLC		2	6	75%	8
ST. JOSEPH HOSPITAL AND HEALTH CARE INC.			8	100%	8
CVS MD1881POCT DUNKIRK		8			8

COVID-19: testing by laboratory

Data through May 9, 2021 verified as of May 10, 2021 at 09:25 AM

Data in this report are provisional and subject to change.

The numbers in the table below represent the number of Florida and non-Florida residents for whom test results were received by the Department of Health. A person can be tested by more than one laboratory and can have both positive and negative results. **Therefore, the sum of the numbers in each column will be larger than the total number of people tested.**

Reporting lab	Inconclusive	Negative	Positive	Percent positive	Total
MINUTECLINIC DIAG OF IND, LLC #10190		7	1	13%	8
CVS KY4779POCT LOUISVILLE		6	2	25%	8
MINUTECLINIC DIAGNOSTIC OF OHIO #7790		6	2	25%	8
ADVANCED RESEARCH FOR HEALTH IMPROVEMENT		6	2	25%	8
OSWEGO HOSPITAL LABORATORY		7	1	13%	8
LOVELACE MEDICAL CENTER		8			8
CVS ME329POCT PORTLAND		8			8
VENICE REGIONAL MEDICAL CENTER			8	100%	8
NEOGENOMICS LABORATORIES, INC		8			8
Charles George VAMC		8			8
SYLVESTER AT PLANTATION LABORATORY		7	1	13%	8
CVS NC5591POCT STATESVILLE		7	1	13%	8
HELIX MEDICAL CENTERS		1	6	86%	7
MEDEXPRESS URGENT CARE-NESHANNOCK TWP		6	1	14%	7
SANFORD MOBILE LAB		1	6	86%	7
BROOKDALE LAKE ORIENTA			7	100%	7
LOUISIANA DEPT OF HEALTH			7	100%	7
CVS PA1296POCT DREXEL HILL		5	2	29%	7
WALGREENS #03287		7			7
PEDIATRICS URGENT CARE, LLC			7	100%	7
Lenox on the Lake			7	100%	7
COVID TESTING LLC			7	100%	7
CVS OH3080POCT HUBER HEIGHTS		6	1	14%	7
HOLY GARDEN ALF, INC.		7			7
RIVER OAKS TREATMENT CENTER			7	100%	7
GAINESVILLE PEDIATRIC ASSOCIATES		1	6	86%	7
NU WAVE MEDICAL CENTER			7	100%	7
Rutgers Health Rwj University Hospital - Laboratory		4	3	43%	7
HEARTLAND PEDIATRICS OF LAKE PLACID			7	100%	7
Thermopolis Rehabilitation Wellness		7			7
BELL-MINOR HOME		7			7
PENINSULA CARE AND REHABILITATION CENTER			7	100%	7
ST. LUCIE COUNTY HEALTH DEPARTMENT		5	2	29%	7
ENTRUST IMMEDIATE CARE			7	100%	7
CVS NC3853POCT BURLINGTON		5	2	29%	7
CVS OH2518POCT COLUMBUS		6	1	14%	7
MINUTECLINIC OF NEVADA-2955 S FT APACH		7			7
BAYCARE MEDICAL GROUP, INC		6	1	14%	7
SCHOOL OF PHARMACY AND PHARMACEUTICAL		7			7
GALLUP INDIAN MEDICAL CENTER		7			7
MINUTECLINIC DIAGNOSTIC OF VIRGINIA, LLC		7			7
WEXFORD HEALTH SOURCES INC		7			7
WOMENS CARE FLORIDA LLC		5	2	29%	7
INDIANA STATE DEPARTMENT OF HEALTH LABORATORIES			7	100%	7
WATAUGA MEDICAL CENTER		4	3	43%	7
Hiawatha Care Center		7			7
MEDEXPRESS URGENT CARE-DUBOIS		7			7

COVID-19: testing by laboratory

Data through May 9, 2021 verified as of May 10, 2021 at 09:25 AM

Data in this report are provisional and subject to change.

The numbers in the table below represent the number of Florida and non-Florida residents for whom test results were received by the Department of Health. A person can be tested by more than one laboratory and can have both positive and negative results. **Therefore, the sum of the numbers in each column will be larger than the total number of people tested.**

Reporting lab	Inconclusive	Negative	Positive	Percent positive	Total
ADVENTHEALTH CELEBRATION EMPLOYEE CLINIC		7			7
GRACE REHABILITATION CENTER OF VERO BEACH		4	3	43%	7
OPTUM PRIMARY CARE - FOUNTAIN OAKS		3	4	57%	7
CVS NM8918POCT ALBUQUERQUE		7			7
ST CHARLES BEND LABORATORY		6	1	14%	7
CARENOW URGENT CARE-SOUTHLAKE			7	100%	7
NEMOURS CHILDREN'S HOSPITAL			7	100%	7
WALGREENS #07589		6	1	14%	7
MD NOW MEDICAL CENTER			7	100%	7
Bon Secours Place		6	1	14%	7
CVS NC6402POCT DAVIDSON		4	3	43%	7
MINUTECLINIC DIAG OF IND LLC #1138		6	1	14%	7
MEDEXPRESS - COLLINSVILLE BELT LINE		5	2	29%	7
CVS PA5241POCT CHALFONT		7			7
OCALA REGIONAL KIDNEY CENTER EAST		2	5	71%	7
BOONE DRUG & HEALTHCARE AT DEERFIELD			7	100%	7
CVS GA5622POCT DALLAS		5	2	29%	7
NORTHSIDE MEDICAL CENTER		7			7
MCR HEALTH LAWTON CHILES ADMINISTRATION STE A		1	6	86%	7
CVS MA1852POCT MEDWAY		7			7
MINUTECLINIC # 21110		5	2	29%	7
FLORIDA DIGESTIVE AND LIVER SPECIALIST		7			7
EXPICARE NURSING AGENCY, INC		5	2	29%	7
CRESTWOOD MEDICAL CENTER		5	2	29%	7
MINUTECLINIC, LLC #1452		7			7
NYU WINTHROP LABORATORY		7			7
MINUTECLINIC DIAGNOSTIC OF KENTUCKY		7			7
CVS MA299POCT WORCESTER		7			7
MINUTECLINIC DIAGNOSTIC OF OHIO #2964		7			7
MINUTECLINIC DIAGNOSTIC OF OHIO #6147		6	1	14%	7
COMPLETE FAMILY CARE, LLC/UNIVERSITY OF SAINT MARY		7			7
MEDEXPRESS URGENT CARE MURRYSVILLE		5	2	29%	7
IAN C BOYKIN MD		4	3	43%	7
MINUTECLINIC DIAGNOSTIC OF KANSAS PA		7			7
MINUTECLINIC MINUTECLINIC #921		6	1	14%	7
GUTHRIE CORNING HOSPITAL LABORATORY		7			7
THE PALMS REHABILITATION AND HEALTHCARE CENTER		5	2	29%	7
SOUTHEAST GEORGIA HEALTH SERVICES, LLC		7			7
DOCTOR'S IN-HOUSE LAB/COMMUNITY HEALTH CENTERS OF PINELLAS -PINELLAS P			7	100%	7
MEDEXPRESS URGENT CARE PORT HURON		6	1	14%	7
USCG ABBOTT BINAXNOW		5	2	29%	7
CVS TX4397POCT CYPRESS		7			7
LONGWOOD FAMILY MEDICINE		1	6	86%	7
MANATEE PEDIATRICS			7	100%	7
PERSONAL PHYSICIAN CARE PA			7	100%	7
MIAMI BEACH COMMUNITY HEALTH CENTER INC			7	100%	7
QUE		4	3	43%	7

COVID-19: testing by laboratory

Data through May 9, 2021 verified as of May 10, 2021 at 09:25 AM

Data in this report are provisional and subject to change.

The numbers in the table below represent the number of Florida and non-Florida residents for whom test results were received by the Department of Health. A person can be tested by more than one laboratory and can have both positive and negative results. **Therefore, the sum of the numbers in each column will be larger than the total number of people tested.**

Reporting lab	Inconclusive	Negative	Positive	Percent positive	Total
ADVENT HEALTH APOPKA		3	4	57%	7
MINUTECLINIC DIAGNOSTICS OF IND LLC		4	3	43%	7
Ocoee Health Care Center		7			7
YORK HOSPITAL: MICROBIOLOGY			7	100%	7
AVON PARK PEDIATRICS			7	100%	7
FLORIDA CANCER SPECIALISTS & RESEARCH INSTITUTE		6	1	14%	7
CVS CA8850POCT HUNTINGTON BEACH		6	1	14%	7
CAMELLIA AT DEERWOOD		2	5	71%	7
MINUTECLINIC DIAG OF IND, LLC #6648		5	2	29%	7
FRESENIUS KIDNEY CARE FORT WALTON BEACH			7	100%	7
DEPARTMENT OF HEALTH AND HUMAN SERVICES STATE OF NEW HAMPSHIRE			7	100%	7
KENDALL REGIONAL MEDICAL CNTR			7	100%	7
GRACE WELLNESS CENTER LLC		6	1	14%	7
DEVANSH LAB WERKS		1	6	86%	7
SOUTHEAST GEORGIA HEALTH SYSTEM, INC D		7			7
GULF COAST VILLAGE HOME HEALTH INC			7	100%	7
MEDEXPRESS URGENT CARE - BLUEFIELD		6	1	14%	7
PALM GARDEN OF SUN CITY			7	100%	7
FLORIDA SCHOOL FOR THE DEAF AND THE BLIND			7	100%	7
CVS IN8669POCT INDIANAPOLIS		6	1	14%	7
FAMILY MEDICINE MEDICAL DRIVE		7			7
FLORIDA HOSPITAL KISSIMMEE		4	3	43%	7
KANSAS DEPARTMENT OF HEALTH		2	5	71%	7
NEW YORK PHYSICIANS LLP		7			7
CVS OH6123POCT CINCINNATI		5	2	29%	7
MALABAR FAMILY PRACTICE		4	3	43%	7
DELAWARE DEPARTMENT OF HEATH		6	1	14%	7
ADVENTHEALTH MEDICAL GROUP INTERNAL MEDICINE AT		2	5	71%	7
EL PARAISO HOME INC		7			7
BRADENTON PHYSICIANS MEDICAL CENTER			7	100%	7
MEDEXPRESS URGENT CARE - EWING		7			7
WELLSTAR ATLANTA MEDICAL CENTER LABORA		6	1	14%	7
CVS TN7698POCT KNOXVILLE		7			7
BETH ISRAEL DEACONESS MEDICAL CENTER			7	100%	7
CVS NJ715POCT WAYNE		7			7
LAKE CITY CORRECTIONAL FACILITY			7	100%	7
BALTIMORE CITY HEALTH DEPT COMMUNICABLE DISEASES AND EPIDEMIOLOGY			7	100%	7
HEALTH CARE LABORATORY SERVICES		1	6	86%	7
WALGREENS #09304		5	2	29%	7
KEYSTONE PLACE AT NAPLES PRESERVE		4	3	43%	7
VICTORIAN MANOR		2	5	71%	7
NON-US			7	100%	7
ABBAY MANOR RETIREMENT RESIDENCE INC		7			7
NELSON BIOLOGICAL			7	100%	7
CVS NC5532POCT SUMMERFIELD		7			7
MEDEXPRESS URGENT CARE-MUNCIE		7			7
DALLAS COUNTY HEALTH AND HUMAN SERVICES			7	100%	7

COVID-19: testing by laboratory

Data through May 9, 2021 verified as of May 10, 2021 at 09:25 AM

Data in this report are provisional and subject to change.

The numbers in the table below represent the number of Florida and non-Florida residents for whom test results were received by the Department of Health. A person can be tested by more than one laboratory and can have both positive and negative results. **Therefore, the sum of the numbers in each column will be larger than the total number of people tested.**

Reporting lab	Inconclusive	Negative	Positive	Percent positive	Total
DOCTORS HOSPITAL OF AUGUSTA		7			7
NOVANT HEALTH INPATIENT CARE		2	5	71%	7
NEMOURS CHILDRENS, LAKE NONA			7	100%	7
DIAGNOSTIC & MEDICAL SPECIALISTS OF GREENWICH		5	2	29%	7
LYNMOORE,THE		7			7
NYU WINTHROP HOSPITAL PATHOLOGY		7			7
NORTH FLORIDA MEDICAL CENTERS INC		1	6	86%	7
Parkside Villa		7			7
WILDLIGHT LAB			7	100%	7
MEDEXPRESS URGENT CARE - HOLLINS		7			7
BROWNE MEDICAL LLC		5	2	29%	7
DOCTORS CLINICAL LABORATORY, INC		5	2	29%	7
LAWTON CHILES HEALTH CENTER		1	6	86%	7
YAZJI PEDIATRIC CARE LLC DBA TUKA PEDIATRICS			7	100%	7
DOTHAN WEST FAMILY MEDICINE		5	2	29%	7
LAKE NONA PEDIATRICS IN ASSOCIATION WITH NEMOURS		5	2	29%	7
JUPITER ISLAND PUBLIC SAFETY		5	2	29%	7
SHEEPSHEAD BAY URGENT CARE		7			7
CARESOUTH HHA HOLDINGS OF TALLAHASSEE LLC		7			7
GENTRY PARK ORLANDO ASSISTED LIVING		6	1	14%	7
MINUTECLINIC DIAG OF IND LLC #6998		6	1	14%	7
MAXHEALTH		5	2	29%	7
EASTERN FLORIDA STATE COLLEGE - PALM BAY CAMPUS□			7	100%	7
COMMUNITY HEALTH CENTERS OF PINELLAS, INC		4	3	43%	7
PRIMBIO RESEARCH INSTITUTE LLC		7			7
CVS TN4624POCT KNOXVILLE		6	1	14%	7
PEDIATRICS OF CENTRAL FLORIDA		5	2	29%	7
WALGREENS #10264		7			7
USCG SECTOR ST PETE		3	4	57%	7
LEE COUNTY HEALTH DEPARTMENT		4	3	43%	7
PANCARE HEALTH - HOSFORD SCHOOL			7	100%	7
CVS PA813POCT RICHBORO		7			7
MINUTECLINIC, LLC (CLINIC 10928)		7			7
CVS CA9103POCT ESCONDIDO		7			7
BLACK STALLION WALK IN AND EXERCISE CLINICS LLC		4	3	43%	7
SUPERIOR RESIDENCES AT CALA HILLS		7			7
CVS TX8322POCT AUSTIN		7			7
CARENOW URGENT CARE-MADISON		7			7
CVS PA2687POCT EXTON		7			7
TESTD			7	100%	7
LIZS ADULT CARE		7			7
PROVIDENCE LABORATORY SERVICES		7			7
TIFT REGIONAL HLTH SYSTEM, INC DBA SOU		7			7
WALGREENS #09475		6	1	14%	7
MINUTE CLINIC LLC #1831		7			7
CVS TX1104POCT ALLEN		6	1	14%	7
MED + URGENT MEDICAL CARE SERVICES		7			7

COVID-19: testing by laboratory

Data through May 9, 2021 verified as of May 10, 2021 at 09:25 AM

Data in this report are provisional and subject to change.

The numbers in the table below represent the number of Florida and non-Florida residents for whom test results were received by the Department of Health. A person can be tested by more than one laboratory and can have both positive and negative results. **Therefore, the sum of the numbers in each column will be larger than the total number of people tested.**

Reporting lab	Inconclusive	Negative	Positive	Percent positive	Total
LEPE'S HOUSE			7	100%	7
LEVY COUNTY SHERRIF'S DEPT			7	100%	7
TRUE HEALTH DIAGNOSTICS		1	6	86%	7
CVS AZ9210POCT SCOTTSDALE		7			7
OCALA FAMILY MEDICAL CENTER		7			7
MEDEXPRESS URGENT CARE-SCOTT TOWNSHIP		6	1	14%	7
PURECARE PHARMACY		6	1	14%	7
FLORIDA PREMIER MEDICAL CARE PA			7	100%	7
GREENVILLE MEMORIAL HOSPITAL LAB			7	100%	7
IRL MARKET LAB			7	100%	7
SOUTH COM HEALTH CLINIC, DEPT. OF THE ARMY		7			7
DIXIE COUNTY EMERGENCY SERVICES		1	6	86%	7
CVS NJ837POCT MARLTON		7			7
CVS SC5479POCT INDIAN LAND		6	1	14%	7
ECLRS		2	5	71%	7
PENN MEDICINE PRINCETON MEDICAL CENTER		6	1	14%	7
TREASURE COAST INFECTIOUS DISEASE CONSULTANTS		4	3	43%	7
CVS PHARMACY #8800		5	2	29%	7
EAST SIDE CLINICAL LABORATORY		5	2	29%	7
FLORIDA HOSPITAL APOPKA		6	1	14%	7
UW MEDICINE VIROLOGY LAB			6	100%	6
ST LUKES HOSPITAL LABORATORY		2	4	67%	6
MEDEXPRESS URGENT CARE-HERSHEY		5	1	17%	6
CVS MA1845POCT WILMINGTON		5	1	17%	6
Kroger 673 - The Little Clinic Dallas		5	1	17%	6
MCKENZIE-WILLAMETTE MEDICAL CENTER LAB		6			6
REDMED OF CROSSTOWN		3	3	50%	6
CAREWELL 301 - WARWICK			6	100%	6
TALLAHASSEE MEMORIAL HEALTHCARE			6	100%	6
MINUTECLINIC DIAGNOSTIC OF TN PC #442		4	2	33%	6
TULLAHOMA HMA, LLC		5	1	17%	6
MEDICAL CENTER AT OCEAN REEF		1	5	83%	6
GENTLE MEDICINE ASSOCIATES / DR. REGINE BATAILLE		6			6
NORTHSIDE HOSPITAL- CHEROKEE		5	1	17%	6
CENTRAL JERSEY URGENT CARE OF BROWN MI		6			6
MARSHALL MEDICAL CENTER SOUTH LAB		5	1	17%	6
CURATIVE CARE CENTER INC		1	5	83%	6
CVS TN6414POCT SMYRNA		4	2	33%	6
MEDEXPRESS URGENT CARE SHADYSIDE		5	1	17%	6
PRESBYTERIAN HOME		6			6
CHILDREN'S HOSPITAL OF PHILADELPHIA		5	1	17%	6
FLEET LANDING			6	100%	6
AMERICAN MEDICAL RESPONSE - DENVER		3	3	50%	6
CVS MINUTE CLINIC DIAGNOSTIC OF TEXAS		5	1	17%	6
LRHS Southeastern University		4	2	33%	6
PELICAN LANDING		1	5	83%	6
BNR PHARMACY INC		6			6

COVID-19: testing by laboratory

Data through May 9, 2021 verified as of May 10, 2021 at 09:25 AM

Data in this report are provisional and subject to change.

The numbers in the table below represent the number of Florida and non-Florida residents for whom test results were received by the Department of Health. A person can be tested by more than one laboratory and can have both positive and negative results. **Therefore, the sum of the numbers in each column will be larger than the total number of people tested.**

Reporting lab	Inconclusive	Negative	Positive	Percent positive	Total
CVS NATIONAL HARBOR MD2297714CV		6			6
PROGRESS PHARMACY INC		1	5	83%	6
SIGNATURE URGENT CARE			6	100%	6
UT SOUTHWESTERN MEDICAL CENTER			6	100%	6
ALL4KIDZ PEDIATRICS LLC		3	3	50%	6
WALGREENS SARASOTA		5	1	17%	6
DAVISON HEALTH CENTER WESLEYAN UNIVERS		6			6
FLORIDA WOMAN CARE LABORATORY			6	100%	6
CAPITAL HEALTH PLAN LABORATORIES			6	100%	6
QUALITY MEDICAL CARE			6	100%	6
CVS SC5550POCT CLOVER		5	1	17%	6
UNIVERISTY OF MIAMI			6	100%	6
MAXCARE CLINIC			6	100%	6
RHEA MEDICAL CENTER		6			6
MEDEXPRESS URGENT CARE - NORTH LITTLE		5	1	17%	6
MINUTECLINIC LLC (2335)		5	1	17%	6
CENTRAL FLORIDA PRIMARY CARE			6	100%	6
CVS PA1379POCT LANSDALE		5	1	17%	6
MIAMI RESCUE MISSION CLINIC INC			6	100%	6
MEDEXPRESS URGENT CARE-PITTSFIELD		6			6
MOUNT SINAI BROOKLYN LABORATORY		5	1	17%	6
HOLLY HILL HOME INFUSION SERVICE		5	1	17%	6
RANDOLPH COUNTY HEALTH & REHABILITATIO		6			6
MEDEXPRESS URGENT CARE - HUNTINGTON WE		6			6
ST VINCENTS AMBULATORY CARE INC		3	3	50%	6
CLINICAL CARE ASSOCIATES			6	100%	6
CVS TX2263POCT SAN ANTONIO		6			6
MINUTECLINIC DIAGNOSTIC OF WISCONSIN, LLC		5	1	17%	6
CVS MA957POCT WEST SPRINGFIELD		6			6
NORTH OKALOOSA CLINIC CORP		3	3	50%	6
SAINT PETER'S UNIVERSITY HOSPITAL		6			6
AMERICAN HEALTH ASSOC. LABORATORY SOUTH		4	2	33%	6
PRINCIPLE HOSPICE SERVICE, LLC		1	5	83%	6
ATLANTIC COMMUNITY HIGH SCHOOL		5	1	17%	6
POWERS PEDIATRICS			6	100%	6
SOUTHERN OCEAN MEDICAL CENTER		6			6
FLORIDA MEDICAL CLINIC -INTERNAL MED DADE CITY			6	100%	6
MEDEXPRESS URGENT CARE, CHAMBERSBURG		5	1	17%	6
CVS SC4122POCT TAYLORS		6			6
MEDEXPRESS URGENT CARE - LEDGEWOOD		5	1	17%	6
PUBLIC HEALTH LAB		6			6
BROOKDALE CLERMONT			6	100%	6
SOUTHERN CORRECTIONAL MEDICINE LLC		6			6
FLORIDA HEALTHCARE OF ORLANDO		1	5	83%	6
Advanced Care Center			6	100%	6
MERCY URGENT CARE			6	100%	6
VALSPAR CHAMPIONSHIP		6			6

COVID-19: testing by laboratory

Data through May 9, 2021 verified as of May 10, 2021 at 09:25 AM

Data in this report are provisional and subject to change.

The numbers in the table below represent the number of Florida and non-Florida residents for whom test results were received by the Department of Health. A person can be tested by more than one laboratory and can have both positive and negative results. **Therefore, the sum of the numbers in each column will be larger than the total number of people tested.**

Reporting lab	Inconclusive	Negative	Positive	Percent positive	Total
CVS IN5696POCT FORT WAYNE		6			6
MORRIS HALL/ST JOSEPH NURSING CENTER		6			6
MEDEXPRESS URGENT CARE - MBURG COMMONS		5	1	17%	6
CVS MA2401POCT MARSHFIELD		5	1	17%	6
CVS MI8049POCT WATERFORD		5	1	17%	6
PEACE OF MIND REHAB CENTER		6			6
QUICK CARE MED WALK IN AND URGENT CARE			6	100%	6
Army Residence Community		5	1	17%	6
MEDEXPRESS URGENT CARE - KOKOMO		6			6
CVS IN6572POCT INDIANAPOLIS		6			6
SOUTHEASTERN DERMATOLOGY GROUP PA		5	1	17%	6
CVS MO10053POCT SAINT PETERS		6			6
MANATEE MEMORIAL HOSPITAL CLINICAL LABORATORY			6	100%	6
CVS IL1170POCT JOLIET		6			6
UNILAB		2	4	67%	6
PALM HARBOR DERMATOLOGY		4	2	33%	6
CONCENTRA			6	100%	6
LEHIGH REGIONAL MEDICAL CENTER LABORATORY		3	3	50%	6
ADVENT HEALTH - TUSKAWILLA		4	2	33%	6
CVS MO5655POCT LIBERTY		3	3	50%	6
CVS CT750POCT ENFIELD		6			6
CVS IN6654POCT INDIANAPOLIS		5	1	17%	6
HUNTERS CREEK PEDIATRICS		6			6
BAYCARE ALLIANT HOSPITAL			6	100%	6
WG WINDSOR WOODS SH LLC		6			6
CVS TX7821POCT LEAGUE CITY		6			6
FAMILY TREE PRIMARY CARE		5	1	17%	6
GUTHRIE MEDICAL GROUP LABORATORIES		6			6
BROWARD TRANSITIONAL CENTER			6	100%	6
RAPID MEDLAB (004MO)		5	1	17%	6
CVS NV2928POCT LAS VEGAS		6			6
MEDEXPRESS URGENT CARE - LOGAN		6			6
MEDEXPRESS URGENT CARE - ELM GROVE		5	1	17%	6
MEDEXPRESS URGENT CARE - PRINCETON		5	1	17%	6
FLORIDA DEPARTMENT OF HEALTH IN MIAMI DADE COUNTY		5	1	17%	6
VIERA PEDIATRICS		1	5	83%	6
Madison Health & Rehabilitation		6			6
NORTH FLORIDA PEDIATRICS JASPER			6	100%	6
CVS PA2688POCT COLLEGEVILLE		6			6
RADEAS			6	100%	6
COMPUNET CLINICAL LAB			6	100%	6
ARC POINT LABS OF AUSTIN NORTH			6	100%	6
FLORIDA DEPARTMENT OF HEALTH SEMINOLE COUNTY		1	5	83%	6
PROHEALTH MED		1	5	83%	6
CVS NH6596POCT HAMPTON		6			6
TAMIAMI LAB MILLENIUM			6	100%	6
NORTHPORT MEDICAL CENTER LAB		6			6

COVID-19: testing by laboratory

Data through May 9, 2021 verified as of May 10, 2021 at 09:25 AM

Data in this report are provisional and subject to change.

The numbers in the table below represent the number of Florida and non-Florida residents for whom test results were received by the Department of Health. A person can be tested by more than one laboratory and can have both positive and negative results. **Therefore, the sum of the numbers in each column will be larger than the total number of people tested.**

Reporting lab	Inconclusive	Negative	Positive	Percent positive	Total
ELITE MEDICAL CENTER		1	5	83%	6
ADVENTHEALTH CAR CENTER APOPKA			6	100%	6
JERSEY SHORE MEDICAL CENTER		6			6
THE WINDSOR OF OCALA		2	4	67%	6
HELIX KH UC		1	5	83%	6
PREMIER FAMILY HEALTH PA			6	100%	6
UT MEMPHIS UNIVERSITY HEALTH SERVICES			6	100%	6
CVS AZ33POCT TEMPE		6			6
CVS TX10140POCT THE WOODLANDS		5	1	17%	6
MEDEXPRESS URGEN CARE - EAST BRUNSWICK		6			6
CELAL GUROL ERBAY, MD			6	100%	6
KIDS CORNER PEDIATRICS PLLC		5	1	17%	6
ANTHONY-BROWN PHARMACY		6			6
PENN NURSING CENTER		6			6
LPG COCONUT POINT - FAMILY/ INTERNAL MEDICINE		6			6
ELITE MD GROUP INC		2	4	67%	6
FIFTH AVENUE PEDIATRICS		3	3	50%	6
MINUTECLINIC DIAG OF IND LLC #6840		6			6
URGENT CARE HOUSECALLS PA		5	1	17%	6
MEDEXPRESS URGENT CARE PLEASANT HILLS		5	1	17%	6
STARMED FAMILY & URGENT CARE			6	100%	6
CVS MINUTE CLINIC DIAGNOSTIC MED GRP OF CAL		5	1	17%	6
MINUTECLINIC, LLC #1431		5	1	17%	6
MEDEXPRESS URGENT CARE - WAXAHACHIE, N HIGHWAY 77		4	2	33%	6
PRINCETON BMC LABORATORY		6			6
PANCARE HEALTH - ALTHA PUBLIC			6	100%	6
CVS MA1095POCT AMHERST		5	1	17%	6
BROWARD COUNTY HEALTH DEPT.			6	100%	6
CVS SC4382POCT SPARTANBURG		6			6
TIMBER CREEK PEDIATRICS		6			6
MEDEXPRESS - NEWARK		6			6
QUATRACOR PLLC		6			6
MINUTECLINIC DIAGNOSTIC OF OHIO #6139		6			6
CVS MA447POCT NORTHAMPTON		4	2	33%	6
MINUTECLINIC, LLC #07876		5	1	17%	6
BAYSHORE POINTE NURSING AND REHAB CENTER			6	100%	6
MINUTECLINIC, DIAGNOSTIC OF TEXAS, LLC		6			6
JOSEF SCHENKER, MD, PC		6			6
Wilkes-Barre VAMC		6			6
XPRESS URGENT CARE LLC		6			6
PLEASANTVILLE OF SEBASTIAN LLC□			6	100%	6
CVS TX7825POCT FRISCO		5	1	17%	6
FLORIDA MEDICAL SPECIALISTS		2	4	67%	6
WELLMED AT FORT PIERCE		4	2	33%	6
CVS MD1515POCT LEONARDTOWN		4	2	33%	6
DOCTORS OFFICE OF NEW JERSEY		6			6
RURAL HEALTH CARE INC			6	100%	6

COVID-19: testing by laboratory

Data through May 9, 2021 verified as of May 10, 2021 at 09:25 AM

Data in this report are provisional and subject to change.

The numbers in the table below represent the number of Florida and non-Florida residents for whom test results were received by the Department of Health. A person can be tested by more than one laboratory and can have both positive and negative results. **Therefore, the sum of the numbers in each column will be larger than the total number of people tested.**

Reporting lab	Inconclusive	Negative	Positive	Percent positive	Total
RIVER CITY PRIMARY AND URGENT CARE			6	100%	6
MINUTECLINIC 7196		5	1	17%	6
DISCOVERY VILLAGE AT DEERWOOD			6	100%	6
HEARTLAND HOME HEALTH CARE		6			6
WIREGRASS MEDICAL CENTER			6	100%	6
CVS MA2172POCT NORTH GRAFTON		6			6
LOS ALAMOS NATIONAL LABORATORY		6			6
FAMILY CARE MEDICAL CENTER			6	100%	6
BOCA VIPEDIATRICS			6	100%	6
PARADIGM LABORATORIES			6	100%	6
ALLEGRO FLEMING ISLAND		1	5	83%	6
BETHESDA COMMUNITY HEALTH CENTER			6	100%	6
LAKEVIEW TERRACE HOME HEALTH SERVICES LLC			6	100%	6
CVS IL5797POCT CAROL STREAM		6			6
HENDRY REGIONAL CONVENIENT CARE CENTER			6	100%	6
COVID RAPID LABS		1	5	83%	6
ABSOLUTE HEALTH		5	1	17%	6
CVS OK6225POCT EDMOND		6			6
Oakwood - North Baldwins Center for Living		6			6
MINUTECLINIC, LLC #07852		5	1	17%	6
ADVENTHEALTH MEDICALGROUP PEDIATRICS AT ORLANDO		6			6
PHYSICIANS URGENT CARE BERRY FARMS		4	2	33%	6
IVY ROSEN MD PLLC		6			6
MINUTECLINIC MINUTECLINIC #3665		6			6
ORLANDO HEALTH PHYSICIAN GROUP			6	100%	6
ADVENT HEALTH MEDICAL GROUP		5	1	17%	6
APALACHEE CENTER INC		4	2	33%	6
SARASOTA IMMEDIATE CARE			6	100%	6
Northwell Lab		2	4	67%	6
ASCENSION ST VINCENT'S CLAY COUNTY			6	100%	6
TEXAS MEDCLINIC			6	100%	6
UF HEALTH PATHOLOGY LABORATORIES			6	100%	6
MERCY COLLEGE HEALTH OFFICE		6			6
CVS NJ2815POCT E BRUNSWICK		4	2	33%	6
MEDEXPRESS URGENT CARE - VINELAND S MA		6			6
OCHSNER MEDICAL CENTER			6	100%	6
CVS PA10034POCT PITTSBURGH		6			6
VILLAGES HEALTH, THE		4	2	33%	6
DEPARTMENT OF HEALTH AND HUMAN SERVICES DIVISION OF BEHAVIORAL HEALTH		1	5	83%	6
PALMETTO HEALTH ALLIANCE		3	3	50%	6
PR HEALTH		1	5	83%	6
SANTOS REHABILITATION CENTER INC			6	100%	6
MINUTECLINIC LLC #5041		2	4	67%	6
UPMC HEALTH SYSTEM		4	2	33%	6
UNILAB OF DADE INC			6	100%	6
ST BARNABAS HOSPITAL		6			6
CITIZENS BAPTIST MEDICAL CENTERS LAB		5	1	17%	6

COVID-19: testing by laboratory

Data through May 9, 2021 verified as of May 10, 2021 at 09:25 AM

Data in this report are provisional and subject to change.

The numbers in the table below represent the number of Florida and non-Florida residents for whom test results were received by the Department of Health. A person can be tested by more than one laboratory and can have both positive and negative results. **Therefore, the sum of the numbers in each column will be larger than the total number of people tested.**

Reporting lab	Inconclusive	Negative	Positive	Percent positive	Total
LUMADOC HEALTH		4	2	33%	6
The Oaks of Clearwater		6			6
FIRST COAST CARDIOVASCULAR INSTITUTE PA			6	100%	6
ENIGMA DIAGNOSTIC, INC.			6	100%	6
CVS NE8615POCT LINCOLN		5	1	17%	6
Kennedy University Hospital		5	1	17%	6
AARK LABORATORY		6			6
AMERICAN EAGLE LEESBURG AL LLC DBA VISTA LAKE			6	100%	6
CVS CA9823POCT SACRAMENTO		6			6
GENEVA GENERAL HOSPITAL LABORATORY		4	2	33%	6
OURMED		5	1	17%	6
CVS OH3393POCT AURORA		5	1	17%	6
CVS OH10893POCT PARMA		3	3	50%	6
GENESIS FAMILY PRACTICE		3	3	50%	6
ARLINGTON OF NAPLES		6			6
SALINE CARE NURSING & REHABILITATION CENTER		6			6
PATHGROUP LABS, LLC		4	2	33%	6
OVIEDO CHILDRENS HEALTH CENTER LLC		1	5	83%	6
MIZELL MEMORIAL HOSPITAL			6	100%	6
Englewood Health Care Center		6			6
MEDEXPRESS URGENT CARE - WEIRTON		6			6
WAKEMED		1	5	83%	6
CDRX INFUSION			6	100%	6
ADVANCED URGENT CARE OF MARATHON		1	5	83%	6
RIVERVIEW ALF OPERATOR LLC		1	5	83%	6
MONTEFIORE MEDICAL CENTER LABS MONTEFIORE		4	1	20%	5
CLEVELAND CLINIC MARTIN HEALTH NURSING & RESTORATIVE		5			5
REHABILITATION CENTER AT JUPITER GARDENS		5			5
URGENT CARE OF ERWIN		5			5
LABS PLUS LLC		5			5
TAMPA FAMILY HEALTH CENTER		1	4	80%	5
KINGSTON RESIDENCE OF MARION		5			5
CITRUS HEALTH NETWORK INC		2	3	60%	5
EASTSIDE MEDICAL CENTER		5			5
OMNICARE PHARMACY OFTEXAS 1, LP DBA OMNICARE		5			5
SJH			5	100%	5
HAWTHORNE HEALTH AND REHABILITATION			5	100%	5
MED EXPRESS URGENT CARE PC - MARYLAND		4	1	20%	5
UNC HOSPITAL/MCLENDON CLINICAL LABORATORIES			5	100%	5
MINUTECLINIC DIAGNOSTIC OF NEVADA-9586		4	1	20%	5
FLAGLER HEALTH SERVICES INC			5	100%	5
JACKSON SOUTH COMMUNITY HOSPITAL LAB			5	100%	5
PIEDMONT HOSPITAL LAB			5	100%	5
UCF STUDENT HEALTH SERVICES LABORATORY		2	3	60%	5
EASTCHESTER PEDIATRIC MEDICAL GROUP		5			5
MEDEXPRESS URGENT CARE PENNSVILLE		3	2	40%	5
CHAMPLAIN VALLEY PHYSICIANS HOSPITAL		3	2	40%	5

COVID-19: testing by laboratory

Data through May 9, 2021 verified as of May 10, 2021 at 09:25 AM

Data in this report are provisional and subject to change.

The numbers in the table below represent the number of Florida and non-Florida residents for whom test results were received by the Department of Health. A person can be tested by more than one laboratory and can have both positive and negative results. **Therefore, the sum of the numbers in each column will be larger than the total number of people tested.**

Reporting lab	Inconclusive	Negative	Positive	Percent positive	Total
SOUTH FLORIDA RESEARCH ORGANIZATION			5	100%	5
DEPARTMENT OF HEALTH AND HUMAN SERVICES LANSING			5	100%	5
FAMILY TREE DNA			5	100%	5
SEASIDE MANOR			5	100%	5
CANDLER HOSPITAL PATHOLOGY LABORATORY		3	2	40%	5
PREMIER PEDIATRICS		1	4	80%	5
MIDDLEBURG VA CBOC		4	1	20%	5
CVS IL7017POCT BLOOMINGTON		5			5
QUEST DIAGNOSTICS PSC		1	4	80%	5
MEDEXPRESS URGENT CARE - SOUTH PARKERSBURG		5			5
MINIUTECLINIC DIAG OF IND, LLC #6553		5			5
CONCENTRA - ORLANDO SOUTH II		4	1	20%	5
GRADY MEMORIAL HOSPITAL/MICRO			5	100%	5
MD NOW MEDICAL CENTER INC			5	100%	5
ELDER ALTERNATIVES INC		3	2	40%	5
KINGSWAY MEDICAL CENTER INC		2	3	60%	5
EAST BANK HOSPITAL - UNIVERSITY OF MINNESOTA MEDICAL CENTER			5	100%	5
Kroger 449 - The Little Clinic Mountain Park		4	1	20%	5
SPRINGHILL SENIOR RESIDENCE		5			5
QUINTON MEMORIAL HEALTH CARE CENTER		5			5
WOMACK ARMY MEDICAL CENTER			5	100%	5
NORTH SHORE HEMATOLOGY-ONCOLOGY ASSOCIATES, PC		5			5
CVS IN6757POCT COLUMBUS		5			5
MEDICAL UNIVERSITY SC HOSPITAL			5	100%	5
MASSASHUSETTS STATE LAB INSTITUTE		2	3	60%	5
THE DOCTOR'S OFFICE OF WEST CALDWELL		5			5
MINUTECLINIC DIAG OF IND, LLC #8645		5			5
PRECISION DIAGNOSTICS INC - NJ		5			5
SAFETY HARBOR SENIOR LIVING			5	100%	5
LAFAYETTE NURSING AND REHAB			5	100%	5
SONATA VERO BEACH		5			5
COMMONS AT ORLANDO LUTHERAN TOWERS SNF			5	100%	5
FRESENIUS KIDNEY CARE SOUTH ORLANDO			5	100%	5
AHC Decatur County		5			5
MEDEXPRESS URGENT CARE - CHERRY HILL		5			5
PEDIATRICS OF ALTAMONTE		5			5
COLUMBIA MEMORIAL HOSPITAL LABORATORY		5			5
CARENOW URGENT CARE - CENTRAL AUSTIN		1	4	80%	5
FALLSBURG CHAI		5			5
CLINICAL PATHOLOGY LABORATORIES			5	100%	5
PIEDMONT FAYETTE HOSPITAL		3	2	40%	5
MEDEXPRESS URGENT CARE - BECKLEY		3	2	40%	5
URGENT TEAM MANAGEMENT OF TENNESSEE, L		4	1	20%	5
DELAWARE PUBLIC HEALTH LABORATORY		2	3	60%	5
FLORIDA DEPARTMENT OF HEALTH - INVERNESS		3	2	40%	5
FELICIDAD MEDICAL CENTER INC			5	100%	5
MARION COUNTY FIRE RESCUE		3	2	40%	5

COVID-19: testing by laboratory

Data through May 9, 2021 verified as of May 10, 2021 at 09:25 AM

Data in this report are provisional and subject to change.

The numbers in the table below represent the number of Florida and non-Florida residents for whom test results were received by the Department of Health. A person can be tested by more than one laboratory and can have both positive and negative results. **Therefore, the sum of the numbers in each column will be larger than the total number of people tested.**

Reporting lab	Inconclusive	Negative	Positive	Percent positive	Total
XRL SXF REF LAB		5			5
MINUTECLINIC DIAGNOSTIC OF PENNSYLVANIA, LLD #1545		5			5
EXCEL URGENT CARE OF NJ, LLC		3	2	40%	5
WASHINGTON COLLEGE HEALTH SERVICES		5			5
DOCS URGENT CARE		1	4	80%	5
MINNESOTA DEPARTMENT OF HEALTH PUBLIC HEALTH LABORATORY DIVISION	1		4	80%	5
CVS GA2279POCT SUWANEE		5			5
MONTCLAIR STATE UNIV/HLTH & WELLNESS		5			5
GENTLE HANDS MOBILE PHLEBOTOMY			5	100%	5
PREMIER MEDICAL LABORATORY	1	2	2	40%	5
ADVANCED PEDIATRICS OF BOCA LLC			5	100%	5
INNOVATIVE COVID-DIVERSEY			5	100%	5
BOROPARK URGENT CARE		4	1	20%	5
PIEDMONT NEWNAN HOSPITAL		4	1	20%	5
SCIENCE CARE			5	100%	5
MEDEXPRESS URGENT CARE FOX CHAPEL		5			5
ADVENTHEALTH GORDON		4	1	20%	5
KEYSTONE REHABILITATION AND HEALTH CENTER		1	4	80%	5
BAPTIST HEALTH - TOWN CENTER			5	100%	5
PUTNAM COUNTY PUBLIC HEALTH UNIT		5			5
NATURE COAST PRIMARY CARE LAB LLC		1	4	80%	5
INVERNESS FAMILY CARE HIGH RISK PLLC			5	100%	5
NORTHWOOD UNIVERSITY-BENNETT SPORTS CENTER		5			5
PEDIATRICS OF CENTRAL FLORIDA – POINCIANA		3	2	40%	5
IMMERSION RESIDENTIAL LLC			5	100%	5
RUSH UNIVERSITY MEDICAL CENTER LABORATORY			5	100%	5
FORSYTH HOUSE			5	100%	5
NAVAL MEDICAL CENTER			5	100%	5
FLORIDA PRIMARY & SPECIALTY CARE		5			5
PATIENT FIRST			5	100%	5
ALPHADERA LABS, LLC			5	100%	5
MD ANDERSON CANCER CENTER DI BAY AREA			5	100%	5
ST JOHNS BIOMEDICAL LAB		5			5
ATLANTIC SURGERY CENTER OF JACKSONVILLE BEACH		5			5
HEALTHCARE NETWORK OF SOUTHWEST FLORIDA			5	100%	5
FARRIOR FACIAL PLASTIC SURGERY		5			5
BAPTIST HOSPITAL EMPLOYEE HEALTH OFF			5	100%	5
HUNT CLUB MEDICAL CARE			5	100%	5
WELLMED AT APOLLO BEACH BLVD		3	2	40%	5
CAPE COD HOSPITAL			5	100%	5
VEIL VALLEY MEDICAL CENTER			5	100%	5
ADVANCED HEART CARE OF SOUTH FLORIDA		5			5
CARE CENTER OF LAKE PLACID		1	4	80%	5
HILLSBOROUGH COUNTY HEALTH DEPARTMENT			5	100%	5
RIO PINAR HEALTH CARE			5	100%	5
FRANCES WARDE MEDICAL LABORATORY		2	3	60%	5
PBSO HEALTH AND WELLNESS CENTER		1	4	80%	5

COVID-19: testing by laboratory

Data through May 9, 2021 verified as of May 10, 2021 at 09:25 AM

Data in this report are provisional and subject to change.

The numbers in the table below represent the number of Florida and non-Florida residents for whom test results were received by the Department of Health. A person can be tested by more than one laboratory and can have both positive and negative results. **Therefore, the sum of the numbers in each column will be larger than the total number of people tested.**

Reporting lab	Inconclusive	Negative	Positive	Percent positive	Total
MEDEXPRESS URGENT CARE - SUMMERSVILLE, WEBSTER RD		5			5
PRL NYC PANDEMIC RESPONSE LAB			5	100%	5
MEDEXPRESS URGENT CARE - BRIDGEVILLE		5			5
ST LUCIE COUNTY HEALTH DEPARTMENT		4	1	20%	5
INDIAN RIVER PRIMARY CARE PA		5			5
ELEVATION HEALTH LABORATORY		5			5
UNIVERSITY OF MIAMI / SCCC RESEARCH LABORATORY			5	100%	5
MEDEXPRESS URGENT CARE - MOUNTAIN HOME		4	1	20%	5
BRIGHAM AND WOMEN'S HOSPITAL		1	4	80%	5
ELITE CARE			5	100%	5
Samuel S. Stratton VAMC		5			5
LABCORP UNSPECIFIED		5			5
WALGREENS# 00323		5			5
JOE DIMAGGIO CHILDREN'S HOSPITAL		1	4	80%	5
CVS AZ9290POCT PHOENIX		4	1	20%	5
BOND & STEELE CLINIC PA D/B/A BOND CLINIC PA		5			5
RELIANT IMMUNE DIAGNOSTICS			5	100%	5
PRECISION LABS LLC		2	3	60%	5
CYPRESS CREEK MEDICAL CENTER			5	100%	5
BEACH HOUSE		5			5
Birchaven		5			5
CVS MA394POCT SEEKONK		5			5
CVS IL4778POCT EVANSTON		5			5
CVS NC2771POCT CLAYTON		4	1	20%	5
MINUTECLINIC DIAGNOSTIC OF MICHIGAN, P		5			5
TANNER MEDICAL CENTER EAST AL		5			5
CLINICAL CARE INC			5	100%	5
CVS IL8750POCT CHICAGO		3	2	40%	5
SOUTH FLORIDA FAMILY HEALTH & RESEARCH CTR			5	100%	5
Kroger 099 - The Little Clinic Fort Collins		5			5
LEVY COUNTY DEPT. OF PUBLIC SAFETY		2	3	60%	5
MINUTECLINIC DIAG OF IND, LLC #6910		5			5
CARNEGIE HILL PEDIATRICS LLP		4	1	20%	5
DIAGNOSTECHS		4	1	20%	5
SIENA COLLEGE SPORTS MEDICINE CENTER		5			5
OCCMED SOLUTIONS		2	3	60%	5
RUSSELL SAGE COLLEGE WELLNESS CENTER		5			5
NOVANT HEALTH UVA		2	3	60%	5
INFECTION CONTROL/ EMPHEALTH		3	2	40%	5
SKYLINE UROLOGY		5			5
CARL R DARNALL ARMY MEDICAL CENTER			5	100%	5
CAREHERE LCS- EUSTIS			5	100%	5
LAKE MARY HEALTH AND REHABILITATION CENTER		1	4	80%	5
NORTH DADE NURSING AND REHABILITATION CENTER			5	100%	5
NORTHERN MICHIGAN UNIVERSITY ATHLETICS		5			5
DELTONA VA CBOC		4	1	20%	5
PALM BEACH DIGESTIVE ASSOCIATES			5	100%	5

COVID-19: testing by laboratory

Data through May 9, 2021 verified as of May 10, 2021 at 09:25 AM

Data in this report are provisional and subject to change.

The numbers in the table below represent the number of Florida and non-Florida residents for whom test results were received by the Department of Health. A person can be tested by more than one laboratory and can have both positive and negative results. **Therefore, the sum of the numbers in each column will be larger than the total number of people tested.**

Reporting lab	Inconclusive	Negative	Positive	Percent positive	Total
ALVARO J DANGOND MD PA		4	1	20%	5
MEDEXPRESS URGENT CARE HUNTINGTON		5			5
MEDEXPRESS URGENT CARE - WALDORF, CRAIN HWY		5			5
MONROE COUNTY DEPT OF PUBLIC HEALTH ST		5			5
LPG PEDIATRICS AT CAPE CORAL		5			5
SAN DIEGO COUNTY PUBLIC HEALTH LAB			5	100%	5
CVS KY2332POCT GEORGETOWN		4	1	20%	5
ADERHOLT MEDICAL, LLC		5			5
AMAVIDA		5			5
QUENTIN N BURDICK MEMORIAL HEALTH CARE		5			5
MID - FLORIDA PATHOLOGY LLC		1	4	80%	5
THE LITTLE CLINIC			5	100%	5
ManorCare Rehabilitation Center- Decatur		5			5
UNIVERISTY OF MEMPHIS ATHLETIC TRAINI		5			5
CVS PA1657POCT YORK		4	1	20%	5
FOUNDCARE, INC			5	100%	5
AMI ST FRANCIS HOSPITAL LABORATORY		4	1	20%	5
WESTMINSTER SHORES			5	100%	5
FLORIDA HEALTH CARE PLANS STIRLING CENTER			5	100%	5
CARENOW URGENT CARE - WINTER SPRINGS		4	1	20%	5
REELFOOT FAMILY WALK IN CLINIC		4	1	20%	5
APC PEDIATRICS			5	100%	5
HELIX URGENT CARE			5	100%	5
GOOD SAMARITAN HOSPITAL		3	2	40%	5
FLORIDA CLINICAL LABORATORY - BIOREFERENCE LABORATORIES		2	3	60%	5
MEDEXPRESS URGENT CARE - BECKLEY CROSS		4	1	20%	5
WATERTOWN URGENT CARE PLLC		5			5
MEDHELP 280		5			5
AEL KNOXVILLE			5	100%	5
THE DOCTORS CENTER HEALTHCARE-SOUTHSIDE		1	4	80%	5
WEST PACIFIC MEDICAL LABORATORY			5	100%	5
ADVENTHEALTH MEDICAL GROUP PEDIATRICS		2	3	60%	5
ALLIANCE FOR MULTISPECIALTY RESEARCH		5			5
PHOEBE SUMTER MEDICAL CENTER LABORATORY		4	1	20%	5
FRESENIUS MEDICAL CARE			5	100%	5
TMH PHYSICIAN PARTNERS SOUTHWOOD		1	4	80%	5
IVY CREEK URGENT CARE OF ENTERPRISE			5	100%	5
PATIENT FIRST - LEESBURG			5	100%	5
URGENT MED INC		3	2	40%	5
FINLAY		1	4	80%	5
GIEBEIG FAMILY MEDICINE PA			5	100%	5
METHODIST HEALTHCARE UNIVERSITY HOSPIT		5			5
MINUTECLINIC DIAGNOSTIC MED GRP OF ORA		4	1	20%	5
CVS TX5877POCT PEARLAND		5			5
SOUTH BEND MEDICAL FOUNDATION			5	100%	5
PUTNAM HOSPITAL CENTER LABORATORY		5			5
GULF COAST VETERANS HCS PANAMA CITY OPC		5			5

COVID-19: testing by laboratory

Data through May 9, 2021 verified as of May 10, 2021 at 09:25 AM

Data in this report are provisional and subject to change.

The numbers in the table below represent the number of Florida and non-Florida residents for whom test results were received by the Department of Health. A person can be tested by more than one laboratory and can have both positive and negative results. **Therefore, the sum of the numbers in each column will be larger than the total number of people tested.**

Reporting lab	Inconclusive	Negative	Positive	Percent positive	Total
MINUTECLINIC DIAGNOSTIC OF VIRGINIA, LLC #1980		3	2	40%	5
MEDEXPRESS URGENT CARE- COLUMBIA HEIGH		5			5
THONOTOSASSA COMMUNITY HEALTH CENTER		1	4	80%	5
COPELAND MEDICAL CLINIC		3	2	40%	5
PARADISE VILLA ALF INCORPORATED		5			5
NIBHA MEDIRATTA MD PL			5	100%	5
CVS SC1540POCT MYRTLE BEACH		4	1	20%	5
APOLLO GARDENS RETIREMENT RESIDENCE CARE		5			5
CVS PA258POCT MCKEES ROCKS		5			5
COVENANT COLLEGE HEALTH SERVICES		5			5
COOPER HOSPITAL/UNIVERSITY MEDICAL		5			5
UNIVERSITY OF CHICAGO MEDICAL CENTER LAB			5	100%	5
WYOMING PUBLIC HEALTH LAB			5	100%	5
THE CLINIC OF PEDIATRICS & GI MEDICINE, INC			5	100%	5
DAVENPORT PEDIATRICS PA		1	4	80%	5
MID FLORIDA HEALTH INC			5	100%	5
DEPARTMENT OF PATHOLOGY ROME MEMORIAL		3	2	40%	5
FLORIDA PRIMARY CARE AND SPORTS MEDICINE INC		2	3	60%	5
MORGAN STANLEY HEALTH CENTER		5			5
MIAMI CANCER INSTITUTE			5	100%	5
JUPITER ISLAND MEDICAL CLINIC INC		5			5
MEDICAL CENTER OF BLOUNTSTOWN			5	100%	5
CVS CA9606POCT TEMECULA		5			5
STVHCS - Dental Outpatient Clinic		5			5
BLUETAIL MEDICAL GROUP, LLC		4	1	20%	5
URGENT CARE COASTAL GA			5	100%	5
WHITE WILSON MEDICAL CENTER - FWB		1	4	80%	5
MEDEXPRESS URGENT CARE - FREDERICK		5			5
THE RETREAT AT PORT ORANGE			5	100%	5
MENORAH MANOR			5	100%	5
WILSON PEDIATRICS			5	100%	5
MEDEXPRESS URGENT CARE MARTINSBURG		3	2	40%	5
MINUTECLINIC DIAGNOSTIC MED GRP OF SAN		4	1	20%	5
AUGUSTA HEALTH			5	100%	5
Walker BaptistMedCtr		4	1	20%	5
Life Care Center of Estero			5	100%	5
RURAL/METRO MIDSOUTH,		5			5
ST JOSEPHS BEHAVIORAL HEALTH CENTER			5	100%	5
LAKEVIEW HEALTHCARE SYSTEM LLC			5	100%	5
FLORIDA HOSPITAL LAKE MARY		5			5
REGIONAL MEDICAL CENTER BAYONET POINT			5	100%	5
WILLOW CREEK RETIREMENT CENTER		5			5
CLINICAL LABORATORIES OF THE BUFFALO		4	1	20%	5
TANNER MEDICAL CENTER LABORATORY		4	1	20%	5
MEDEXPRESS URGENT CARE - DANVILLE		5			5
CVS MA929POCT FRANKLIN		5			5
FHPG FAMILY MEDICAL CENTER OF TAMPA BAY		1	4	80%	5

COVID-19: testing by laboratory

Data through May 9, 2021 verified as of May 10, 2021 at 09:25 AM

Data in this report are provisional and subject to change.

The numbers in the table below represent the number of Florida and non-Florida residents for whom test results were received by the Department of Health. A person can be tested by more than one laboratory and can have both positive and negative results. **Therefore, the sum of the numbers in each column will be larger than the total number of people tested.**

Reporting lab	Inconclusive	Negative	Positive	Percent positive	Total
PINECREST PEDIATRICS GROUP LLC			5	100%	5
CFP PHYSICIANS GROUP			5	100%	5
RAS MEDICAL SOLUTIONS, LLC		4	1	20%	5
ATLANTA PLUS URGENT CARE			5	100%	5
Hillspring of Springboro		5			5
CVS CA9963POCT SAN DIEGO		5			5
Oceanside Health & Rehabilitation Center		5			5
MEDEXPRESS - NEW CASTLE, DUPONT HWY		4	1	20%	5
CVS OH3329POCT LAKEWOOD		5			5
SOUTHEAST GEORGIA PHYSICIAN ASSOCIATES		4	1	20%	5
MINUTECLINIC, LLC #7139		5			5
CELERION			5	100%	5
LAKE COUNTY DETENTION CENTER		3	2	40%	5
SUTTER TRACY COMMUNITY HOSPITAL			5	100%	5
CVS NC7548POCT FUQUAY VARINA		4	1	20%	5
BUEN PASTOR MEDICAL CENTER, INC			5	100%	5
CVS AZ10150POCT PHOENIX		4	1	20%	5
CVS GA5637POCT VILLA RICA		5			5
ARKANSAS DEPARTMENT OF HEALTH			5	100%	5
WALGREENS # 04440		4	1	20%	5
JOHN T MACKAY MD			5	100%	5
MARIANNA CBOC		5			5
OPTUMCARE FLORIDA, LLC		3	2	40%	5
Edward Hines, Jr. VA Hospital		4	1	20%	5
GARDENS PEDIATRICS			5	100%	5
BIOTECH CLINICAL LABORATORY			5	100%	5
CVS SC2269POCT COLUMBIA		4	1	20%	5
ENT AND ALLERGY ASSOCIATES OF FLORIDA, LLC			5	100%	5
CVS NV408817POCT LAS VEGAS		1	4	80%	5
CVS IN7653POCT EVANSVILLE		4	1	20%	5
Rosedale Green		5			5
MEDEXPRESS URGENT CARE LAVALE		5			5
PATIENT FIRST - ALLENTOWN			5	100%	5
Arbors at Marietta		5			5
LIFEPLUS HEALTHCARE GROUP INC		5			5
DICKSON MEDICAL ASSOCIATES PC PATH LAB		4	1	20%	5
INTERNAL MEDICINE & PRIMARY CARE ASSOCIATES, PLC			5	100%	5
PEDIATRIC URGENT HEALTH CARE			5	100%	5
CVS OH6149POCT UPPER ARLINGTON		2	3	60%	5
AKRON GENERAL MEDICAL CENTER MAIN		5			5
PHYSICIANS QUALITY CARE			5	100%	5
HELIX DIAGNOSTIX		2	3	60%	5
MEDEXPRESS URGENT CARE- ALLISON PARK		3	2	40%	5
JOSEPH SCHENKER MD PC		5			5
LIVING WATERS MEDICAL CENTER			5	100%	5
MINUTECLINIC DIAGNOSTIC OF PENNSYLVAN		4	1	20%	5
ST JOSEPHS HOSPITAL PATHOLOGY LAB		4	1	20%	5

COVID-19: testing by laboratory

Data through May 9, 2021 verified as of May 10, 2021 at 09:25 AM

Data in this report are provisional and subject to change.

The numbers in the table below represent the number of Florida and non-Florida residents for whom test results were received by the Department of Health. A person can be tested by more than one laboratory and can have both positive and negative results. **Therefore, the sum of the numbers in each column will be larger than the total number of people tested.**

Reporting lab	Inconclusive	Negative	Positive	Percent positive	Total
Wynfield Park Health and Rehabilitation		5			5
STEUBEN COUNTY PUBLIC HEALTH		5			5
WOODHULL MEDICAL AND MENTAL HEALTH CTR		5			5
WINCHESTER MEDICAL CENTER			5	100%	5
CULLMAN REGIONAL URGENT CARE		4	1	20%	5
PHYSICIANS IMMEDIATE CARE ELGIN			5	100%	5
BAYSHORE LABORATORY		4	1	20%	5
BROOKDALE NEW PORT RICHEY			5	100%	5
VA PRIMARY CARE ANNEX			5	100%	5
MIAMI MEDICAL CONSULTANT PA			5	100%	5
KETTERING HEALTH			5	100%	5
EGL GENETICS DIAGNOSTICS			5	100%	5
MEDEXPRESS URGENT CARE - WILKES BARRE		4	1	20%	5
IPSUM DIAGNOSTICS LLC		5			5
PM PEDIATRICS OF SELDEN		3	2	40%	5
LabCorp of America			5	100%	5
WELL HEALTH WORKS, LLC - THE GARDEN THEATER		5			5
WASHINGTON STATE DEPARTMENT OF HEALTH PUBLIC HEALTH LABORATORIES			5	100%	5
NEW YORK STATE DEPARTMENT OF HEALTH			5	100%	5
THE UNIVERSITY OF VERMONT MEDICAL CENTER		4	1	20%	5
EAST CENTRAL FLORIDA OUT PATIENT IMAGING			5	100%	5
AHF PUBLIC HEALTH LABORATORY			5	100%	5
CORIZON HEALTH INC			4	100%	4
PRIMECARE		2	2	50%	4
CAPITAL HEALTH LABORATORY INC			4	100%	4
WHITE EARTH IHS MAIN LAB		4			4
NEULIFE NEUROLOGICAL SERVICES LLC			4	100%	4
SOFTCELL L-FORM LABORATORIES, LLC		1	3	75%	4
ADVENTHEALTH MEDICAL GROUP ADULT AND SENIOR HEALTH		1	3	75%	4
SOUTH MIAMI HOSPITAL		1	3	75%	4
GILCHRIST COUNTY HEALTH DEPT			4	100%	4
MEDEXPRESS URGENT CARE - WESTFIELD, E MAIN ST		3	1	25%	4
FLORIDA DEPARTMENT OF HEALTH (FDOH)		2	2	50%	4
INTRACOASTAL LABS INC		4			4
RIVER CITY MEDICAL ASSOCIATES INC			4	100%	4
OHIO CVS STORES		3	1	25%	4
MOUNT SINAI AVENTURA DIAGNOSTIC CENTER			4	100%	4
CVS MA634POCT KINGSTON		3	1	25%	4
HAMILTON MEDICAL CENTER LABORATORY		2	2	50%	4
BETHPAGE MEDICAL PLLC		4			4
NOVANT HEALTH PRESBYTERIAN		2	2	50%	4
Park Ridge Nursing Center		3	1	25%	4
RAJ K PAI MD PA			4	100%	4
NEXT BIO RESEARCH SERVICES, LLC		1	3	75%	4
BAYLOR ESOTERIC AND MOLECULAR LAB			4	100%	4
UNIVERSITY OF MIAMI STUDENT HEALTH SERVICE			4	100%	4
HEALTH EXPRESS URGENT CARE		2	2	50%	4

COVID-19: testing by laboratory

Data through May 9, 2021 verified as of May 10, 2021 at 09:25 AM

Data in this report are provisional and subject to change.

The numbers in the table below represent the number of Florida and non-Florida residents for whom test results were received by the Department of Health. A person can be tested by more than one laboratory and can have both positive and negative results. **Therefore, the sum of the numbers in each column will be larger than the total number of people tested.**

Reporting lab	Inconclusive	Negative	Positive	Percent positive	Total
JOHNNIE RUTH CLARKE LAB			4	100%	4
JUPITER INTERNAL MEDICINE AND ASSOCIATES			4	100%	4
Mill Valley Care Center		4			4
1ST CHOICE URGENT CARE CENTER LLC		3	1	25%	4
EXPRESS TESTING-ONE			4	100%	4
Oak Creek Terrace		4			4
ORLANDO REGIONAL HEALTH SERVICES		2	2	50%	4
JERSEY IRISH MEDICAL (DBA AFC URGENT C		3	1	25%	4
MINUTECLINIC LLC #3351			4	100%	4
APOPKA FAMILY HEALTH CENTER		3	1	25%	4
GASTROENTEROLOGY ASSOC OF PENSACOLA, PA		2	2	50%	4
DEBORAH HEART AND LUNG CENTER		4			4
CRESTAR LABS		2	2	50%	4
NDX-CORE LAB			4	100%	4
CVS TX7156POCT RICHARDSON		4			4
ORANGE COUNTY HEALTH DEPARTMENT		2	2	50%	4
FHCP - ORMOND BEACH			4	100%	4
MINUTECLIINIC DIAGNOSTIC OF NORTH CARO		4			4
MC DIAGNOSTIC OF CONNECTICUT, PC #252		3	1	25%	4
MAILBOX DIAGNOSTICS		2	2	50%	4
ACCENT PHYSICIAN SPECIALISTS PA		4			4
Health Care Center of Jacksonville			4	100%	4
CARTERSVILLE MEDICAL CENTER		1	3	75%	4
LUVERNE HEALTH AND REHABILITATION		4			4
EXPRESS CARE OF TAMPA BAY		4			4
REMEDY URGENT CLINIC		2	2	50%	4
CVS MA920POCT CLINTON		4			4
CVS MN6811POCT PLYMOUTH		4			4
CVS CA9485POCT MISSION VIEJO		4			4
HCR ManorCare Greentree		4			4
TRUE HEALTH- HOFFNER		3	1	25%	4
SACRED HEART HEALTH SYSTEMS INC			4	100%	4
CVS NH2257POCT MANCHESTER		4			4
ACCESS RECOVERY SOLUTIONS LLC			4	100%	4
KENTUCKY CABINET FOR HEALTH AND FAMILY SERVICES			4	100%	4
OLEAN GENERAL HOSPITAL		4			4
BEAUFORT MEMORIAL			4	100%	4
TAVARES VA COMMUNITY OUTPATIENT CLINIC		4			4
SUMNER REGIONAL MEDICAL CENTER		3	1	25%	4
Kroger 895 - The Little Clinic Green Hills		4			4
SOUTH BAY CORRECTIONAL FACILITY			4	100%	4
NYC PUBLIC HEALTH LABS			4	100%	4
Kroger 959 - The Little Clinic Carmel		4			4
HEALTHQUEST, INC		3	1	25%	4
DEPARTMENT OF HEALTH AND ENVIRONMENTAL CONTROL			4	100%	4
LAKE MARY PEDIATRICS			4	100%	4
COMMUNITY PHYSICIANS OF NORTH PORT PA			4	100%	4

COVID-19: testing by laboratory

Data through May 9, 2021 verified as of May 10, 2021 at 09:25 AM

Data in this report are provisional and subject to change.

The numbers in the table below represent the number of Florida and non-Florida residents for whom test results were received by the Department of Health. A person can be tested by more than one laboratory and can have both positive and negative results. **Therefore, the sum of the numbers in each column will be larger than the total number of people tested.**

Reporting lab	Inconclusive	Negative	Positive	Percent positive	Total
OPTUM FLORIDA		3	1	25%	4
MEDEXPRESS URGENT CARE CHICOPEE		3	1	25%	4
MINUTECLINIC DIAGNOSTIC OF OHIO #6192		4			4
WALGREENS # 09788		4			4
LIFEHOPE LABS			4	100%	4
PLAINVIEW PRIMARY CARE		4			4
BETHESDA HOSPITAL WEST BLOOD GAS LAB			4	100%	4
CVS CT288POCT BRISTOL		3	1	25%	4
LAHEY CLINIC MEDICAL CENTER			4	100%	4
FLORIDA HEALTHCARE PLAN			4	100%	4
ANY LAB TEST FAST CORP		3	1	25%	4
Brookcrest Nursing Home		4			4
EPI			4	100%	4
PM PEDIATRICS OF SELDEN PLLC		4			4
LATCHER LABORATORY OF A O FOX MEMORIAL		2	2	50%	4
COMMUNITY HEALTH CENTERS INC			4	100%	4
FLORIDA ADDICTION AND RECOVERY CENTER INC		4			4
MINNESOTA DEPARTMENT OF HEALTH LABORATORY	1		3	75%	4
CVS MA217POCT TEWKSBURY		3	1	25%	4
Georgiana Health and Rehabilitation, LLC		4			4
HAVEN CUSTEAD CARE CENTER		1	3	75%	4
CVS OH6167POCT ASHLAND		4			4
MEDEXPRESS URGENT CARE, LANCASTER WEST		2	2	50%	4
MEDAC AT PORTERS NECK			4	100%	4
CARENOW-LEBANON		2	2	50%	4
Mitchell Hollingsworth Nursing and Rehab		4			4
MINUTECLINIC DIAGNOSTIC OF OHIO #5060		4			4
ADVENTHEALTH NEW SMYRNA BEACH COMMUNITY HEALTH			4	100%	4
ST. MARY'S HOSPITAL			4	100%	4
VIDANT MEDICAL CENTER			4	100%	4
IMA MEDICAL CENTER OF OVIEDO			4	100%	4
John L. McClellan Memorial Veterans Hospital		4			4
HAWAII DEPARTMENT OF HEALTH			4	100%	4
CHILDREN'S HEALTHCARE OF ATLANTA		4			4
PARKWAY DRUGS OF ONEIDA COUNTY NORTH I		3	1	25%	4
L3HARRIS FAMILY MEDICAL CENTER			4	100%	4
SOUTHLAND SUITES OF LAKE LAND			4	100%	4
INDIAN RIVER SHERIFF OFFICE		4			4
EMERALD TRACE		4			4
SMOKY MOUNTAIN URGENT CARE AND FAMILY MEDICINE CENTER			4	100%	4
DEPARTMENT OF HEALTH/ NEW YORK			4	100%	4
H/L of WEst AShley Rhability and Nursing Center		4			4
JFK INTERNAL MEDICINE FACULTY PRACTICE		2	2	50%	4
WOMEN'S CARE FLORIDA, LLC		4			4
CVS MINUTE CLINIC DIAGNOSTIC MED GRP		4			4
PILGRIM PHARMACY INC		4			4
Eldorado Rehab & Healthcare		4			4

COVID-19: testing by laboratory

Data through May 9, 2021 verified as of May 10, 2021 at 09:25 AM

Data in this report are provisional and subject to change.

The numbers in the table below represent the number of Florida and non-Florida residents for whom test results were received by the Department of Health. A person can be tested by more than one laboratory and can have both positive and negative results. **Therefore, the sum of the numbers in each column will be larger than the total number of people tested.**

Reporting lab	Inconclusive	Negative	Positive	Percent positive	Total
HELIX BIOMEDICS LLC			4	100%	4
OMNICARE PHARMACY OF TEXAS 1		4			4
MYKIDZMD PEDIATRICS PLLC		4			4
CVS MA915POCT BEVERLY		2	2	50%	4
Calusa Harbour			4	100%	4
SOUTHWESTERN REGIONAL MEDICAL CENTER - TULSA		4			4
FAMILY MEDICINE AT WINTER PARK			4	100%	4
MEDEXPRESS URGENT CARE, HANOVER		3	1	25%	4
CONSOLIDATED LABORATORY SERVICES			4	100%	4
RML PHARMACY PC		4			4
PDL PHARMACY CORP			4	100%	4
ST JOHN'S RIVERSIDE HOSPITAL		3	1	25%	4
CVS OH2381POCT LEWIS CENTER		4			4
PORT ORANGE NURSING & REHAB			4	100%	4
MEDEXPRESS URGENT CARE, FAIRMONT		4			4
PM PEDIATRICS OF BAYSIDE, PLLC - MANHASSET		4			4
DTR LABS		3	1	25%	4
UVA HEALTH SYSTEM MEDICAL LABORATORIES			4	100%	4
BELLIN HEALTH LAB		1	3	75%	4
LB Broen Home		4			4
CVS CA9497POCT IRVINE		4			4
MD ANDERSON			4	100%	4
UNION CITY MANOR NURSING CENTER		4			4
Hunterdon Medical Center Laboratory		4			4
HARBORCHASE OF VILLAGES CROSSING			4	100%	4
CVS NE5714POCT OMAHA		3	1	25%	4
MINUTECLINIC DIAG OF IND LLC #1367		4			4
CVS HEALTH, #5962		4			4
BRANDON REGIONAL EMERGENCY CTR			4	100%	4
Jewish Home of Rochester		4			4
MEDEXPRESS URGENT CARE - LITTLE ROCK		3	1	25%	4
MEDICINE SHOPPE #1306 THE		3	1	25%	4
MONTANA DEPARTMENT OF PUBLIC HEALTH & HUMAN SERVICES			4	100%	4
FAMILY MEDICAL CLINIC HOMESTEAD, LLC			4	100%	4
DACH MAIN LAB			4	100%	4
GUTHRIE MEDICAL GROUP - CORNING		3	1	25%	4
FLORENCE - HUNTSVILLE HOSPITAL URGENT CARE		3	1	25%	4
Louis Stokes Cleveland VA - Midtown Dialysis Center		4			4
CHILDREN'S MEDICAL GROUP		4			4
UAB URGENT CARE CLINIC			4	100%	4
WALGREENS #07034		4			4
ADVENTHEALTH MEDICAL GROUP PEDIATRICS AT APOPKA		4			4
Bethany Health and Rehab		4			4
MEDFIRST URGENT CARE			4	100%	4
MEDEXPRESS URGENT CARE - FORT SMITH		4			4
TOTAL RENAL LAB		3	1	25%	4
DEPARTMENT OF HEALTH AND HUMAN SERVICES		2	2	50%	4

COVID-19: testing by laboratory

Data through May 9, 2021 verified as of May 10, 2021 at 09:25 AM

Data in this report are provisional and subject to change.

The numbers in the table below represent the number of Florida and non-Florida residents for whom test results were received by the Department of Health. A person can be tested by more than one laboratory and can have both positive and negative results. **Therefore, the sum of the numbers in each column will be larger than the total number of people tested.**

Reporting lab	Inconclusive	Negative	Positive	Percent positive	Total
CORTLAND REGIONAL MEDICAL CENTER		4			4
BETHPAGE EXTENDED HOURS CENTER		4			4
REFUGE A HEALING PLACE, THE			4	100%	4
Overton Brooks VAMC		4			4
FLORIDA MEDICAL CENTER		1	3	75%	4
MEDEXPRESS URGENT CARE - ANDERSON		4			4
Metro West Nursing and Rehab			4	100%	4
PROMPT CARE OF CENTRAL FLORIDA LLC		1	3	75%	4
BAYSTATE MEDICAL CENTER		2	2	50%	4
CVS MINUTE CLINIC		1	3	75%	4
ARCPOINT LABS OF ALTAMONTE SPRINGS		2	2	50%	4
MEADOWS AT CYPRESS GARDENS, THE		3	1	25%	4
MEDEXPRESS URGENT CARE - SOMERSET TOWNSHIP		4			4
MARK HOANG MD PA			4	100%	4
Crowne Health Care of Greenville		4			4
HAMPTON ALF AT 24TH ROAD LLC			4	100%	4
VITAL CARE URGENT CARE			4	100%	4
WALGREENS #04311		4			4
MEDEXPRESS URGENT CARE - RUNNEMEDE		2	2	50%	4
DR. G'S URGENT CARE			4	100%	4
FLORIDA HOSPITAL PHYSICIANS GROUP		1	3	75%	4
MAURY REGIONAL MEDICAL CENTER		4			4
NEMOURS CHILDREN'S CLINIC			4	100%	4
Sears Coastal Nursing and Rehab		4			4
AHC of Mckenzie		4			4
PEACEHEALTH LABORATORIES		3	1	25%	4
CENTERPLACE HEALTH, INC			4	100%	4
MEDEXPRESS URGENT CARE NORWIN		4			4
ELEVATION DIAGNOSTICS		4			4
PALM BEACH CANCER INSTITUTE			4	100%	4
BRENTWOOD SENIOR LIVING AT ST PETE			4	100%	4
CVS CA9858POCT SANTA CLARITA		3	1	25%	4
ENCOMPASS HOME HEALTH		4			4
FLORIDA HOSPITAL LABORATORIES		4			4
CVS OH6164POCT DELAWARE		4			4
COMMUNITY HEALTH CENTER OF WEST PALM BEACH			4	100%	4
EAST TENNESSEE CHILDREN'S HOSPITAL		3	1	25%	4
Kroger 124 - The Little Clinic University		3	1	25%	4
HILLVIEW LABORATORY			4	100%	4
MINUTECLINIC DIAG OF IND, LLC #6472		4			4
ARCPOINT LABS OF FORT LAUDERDALE, FL CENTRAL		1	3	75%	4
WELLSTAR DOUGLAS HOSPITAL LABORATORY		4			4
WALGREENS #3811		1	3	75%	4
TMH REHABILITATION CENTER		4			4
BUCKINGHAM PLACE ALF		4			4
SIMEDHEALTH, LLC		2	2	50%	4
LAKESIDE HOSPITAL BELLE GLADE			4	100%	4

COVID-19: testing by laboratory

Data through May 9, 2021 verified as of May 10, 2021 at 09:25 AM

Data in this report are provisional and subject to change.

The numbers in the table below represent the number of Florida and non-Florida residents for whom test results were received by the Department of Health. A person can be tested by more than one laboratory and can have both positive and negative results. **Therefore, the sum of the numbers in each column will be larger than the total number of people tested.**

Reporting lab	Inconclusive	Negative	Positive	Percent positive	Total
CLINICAL ASSOCIATES OF ORLANDO LLC		4			4
INTERMOUNTAIN HEALTHCARE CENTRAL LABORATORY			4	100%	4
MARSHFIELD LABORATORIES			4	100%	4
CVS PA10825POCT PLYMOUTH MEETING		4			4
MEDEXPRESS URGENT CARE- FORT WORTH N T		4			4
MPG JACKSONVILLE ATLANTIC BLVD		1	3	75%	4
GENUS DIAGNOSTICS			4	100%	4
Harbor House		4			4
MICHIGAN HEALTH CLINIC LABORATORIES		3	1	25%	4
KAISER PERMANENTE REGIONAL LAB		4			4
State Lab Unspecifd			4	100%	4
PINELLAS POINT NURSING AND REHAB			4	100%	4
MEDEXPRESS URGENT CARE - WEXFORD		4			4
DYNACARE LABORATORIES			4	100%	4
LIFE CARE HOME HEALTH SERVICES LLC		1	3	75%	4
AFC URGENT CARE GUNBARREL			4	100%	4
MEMORIAL HEALTHCARE SYSTEM		1	3	75%	4
REGIONAL MEDICAL LAB			4	100%	4
WILLIAM A HINTON STATE LABORATORY INSTITUTE		1	3	75%	4
MEDEXPRESS URGENT CARE-SELINGSGROVE		3	1	25%	4
MD NOW URGENT CARE - DELRAY WEST			4	100%	4
SUMMERFORD NURSING HOME, INC.		4			4
CVS CA9803POCT RIVERSIDE		4			4
CVS MA2125POCT NATICK		3	1	25%	4
FLORIDA HEART AND VASCULAR			4	100%	4
SunTerrace Health Care Center		3	1	25%	4
STANFORD HEALTH CARE ANATOMIC PATHOLOGY & CLINICAL LAB			4	100%	4
WE CARE - CARNIVAL CRUISELINE		4			4
GERALD CHAMPION REGIONAL MEDICAL CENTE		4			4
AIREVAC INTERNATIONAL		4			4
URGENT CARE OF THE SMOKIES			4	100%	4
MIAMI COMMUNITY HEALTH CENTER INC		1	3	75%	4
University Plaza Rehabilitation and Nursing			4	100%	4
CVS NH1004POCT SALEM		3	1	25%	4
CENTRAL FLORIDA INTERNAL OCCUPATIONAL AND		4			4
CAREWELL URGENT CARE			4	100%	4
MEDEXPRESS URGENT CARE - TEAYS VALLEY		3	1	25%	4
LABQ CLINICAL DIAGNOSTICS		4			4
MEDICAL CENTER ENTERPRISE			4	100%	4
ASCENDI HOME HEALTH AGENCY INC			4	100%	4
MINUTECLINIC DIAGNOSTIC OF VIRGINIA, LLC #392		4			4
Kroger 339 - The Little Clinic Highlands - Bardstown Road		4			4
DERMATOLOGY SPECIALISTS OF FL - DR. JON WARD			4	100%	4
CVS PA4000POCT INDIANA		4			4
VA Ann Arbor HCS		3	1	25%	4
THE OASIS ALF		4			4
CAREWELL 202			4	100%	4

COVID-19: testing by laboratory

Data through May 9, 2021 verified as of May 10, 2021 at 09:25 AM

Data in this report are provisional and subject to change.

The numbers in the table below represent the number of Florida and non-Florida residents for whom test results were received by the Department of Health. A person can be tested by more than one laboratory and can have both positive and negative results. **Therefore, the sum of the numbers in each column will be larger than the total number of people tested.**

Reporting lab	Inconclusive	Negative	Positive	Percent positive	Total
WELLMED AT SOUTH STUART		3	1	25%	4
CVS OH4301POCT NORTHFIELD		4			4
MAYO CLINIC BEACHES PRIMARY CARE CTR		3	1	25%	4
TARPON SPRINGS PEDIATRICS, LLC			4	100%	4
WINDER NURSING INC DBA WINDER HEALTH CARE		4			4
Willowbrooke Court at Country House		4			4
ENGLE CENTER FOR HEALTH SERVICES		4			4
MEDEXPRESS URGENT CARE-ARLINGTON		3	1	25%	4
CVS PA1193POCT JENKINTOWN		4			4
Kroger 186 - The Little Clinic Holiday Manor		3	1	25%	4
Kennedy University Hospital -Wash Twp L		4			4
CVS MA969POCT PALMER		4			4
CVS OH2486POCT NILES		2	2	50%	4
NAVAL HOSPITAL CAMP PENDLETON			4	100%	4
CVS OH4300POCT STRONGSVILLE		4			4
Millennium Nursing & Rehab Center		4			4
Kroger 125 - The Little Clinic Castle Rock		3	1	25%	4
NHC HealthCare, Pulaski		4			4
MINUTECLINIC DIAGNOSTIC OF PA LLC		4			4
CVS MI8091POCT FRASER		3	1	25%	4
REHABILITATION CENTER OF WINTER PARK,THE			4	100%	4
AFFINITY URGENT CARE			4	100%	4
CVS NC2749POCT CONCORD		4			4
CVS TX1057POCT SAN ANTONIO		3	1	25%	4
Glenis Dr VA Outpatient Clinic		3	1	25%	4
ADVENTHEALTH MEDICAL GROUP COMMUNITY MEDICINE		3	1	25%	4
FLORIDA HOSPITAL ALTAMONTE		2	2	50%	4
LOUISIANA DEPT. OF HEALTH AND HOSPITALS-INFECTIOUS DISEASE EPI SECTION			4	100%	4
UNIVERSITY OF MIAMI HOSPITALS & CLINIC			4	100%	4
ST PETE DIRECT PRIMARY CARE		2	2	50%	4
HEARTLAND - CHARLESTON OF HANAHAN SC,		4			4
MEDNOW URGENT CARE		3	1	25%	4
MOBIL LAB FOR ALL INC		4			4
STONE CLINICAL LABORATORIES OF FL LLC		4			4
BAPTIST HOSPITAL NURSING/PATIENT CARE			4	100%	4
AFTER HOURS PEDS			4	100%	4
LAKE FOREST PARK OP CO LLC		4			4
WESLEY CHAPEL INTERNAL MEDICINE AND PEDIATRICS			4	100%	4
MIDDLETON PEDIATRICS			4	100%	4
CALLE OCHO DIALYSIS			4	100%	4
SONIC REFERENCE LABORATORY			4	100%	4
CVS OH4499POCT LYNDHURST		2	2	50%	4
HACKENSACK MERIDIAN URGENT CARE, PC		4			4
INDUSTRY LAB DIAGNOSTIC PARTNERS			4	100%	4
CARE ONE PRIMARY CARE			4	100%	4
OCEAN MEDICAL CENTER		3	1	25%	4
FLORIDA CANCER SPECIALISTS AND RESEARCH		2	2	50%	4

COVID-19: testing by laboratory

Data through May 9, 2021 verified as of May 10, 2021 at 09:25 AM

Data in this report are provisional and subject to change.

The numbers in the table below represent the number of Florida and non-Florida residents for whom test results were received by the Department of Health. A person can be tested by more than one laboratory and can have both positive and negative results. **Therefore, the sum of the numbers in each column will be larger than the total number of people tested.**

Reporting lab	Inconclusive	Negative	Positive	Percent positive	Total
MINUTECLINIC DIAG OF IND, LLC #6908		4			4
OKLAHOMA STATE UNIVERSITY DIAGNOSTIC LAB			4	100%	4
NOT GIVEN		1	3	75%	4
WELLSTAR PAULDING HOSPITAL		4			4
MINUTECLINIC DIAGNOSTIC OF TEXAS, LLC #7435		2	2	50%	4
STEAMBOAT EMERGENCY CENTER			4	100%	4
BAPTIST HEALTH MEDICAL CENTER			4	100%	4
CVS IL2297144CV CHICAGO		4			4
COVENIENT CARE MEDICAL CLINIC			4	100%	4
CVS MA2297677CV BOSTON		4			4
CLINICAL CARE CENTER, INC			4	100%	4
CVS CA9145POCT SANTEE		3	1	25%	4
ELIZABETH CITY HEALTH & REHABILITATION		4			4
Kroger 752 - The Little Clinic Central Station		3	1	25%	4
ST. LUKE'S HOSPITAL - BETHLEHEM CAMPUS		1	3	75%	4
VA OUTPATIENT PHARMACY			4	100%	4
Westminster Manor		3	1	25%	4
ELITE PRIMARY CARE OF WAYCROSS		1	3	75%	4
MOBILE URGENT CARE			4	100%	4
MEDEXPRESS URGENT CARE - MARKHAM STREE		3	1	25%	4
PENINSULA REGIONAL MED CTR LAB			4	100%	4
SIGNATURE CARE EMERGENCY CENTER		2	2	50%	4
VA SALT LAKE CITY HCS		4			4
MINUTECLINIC, LLC #5707		4			4
MEMORIAL HEALTH CARE SYSTEMS			4	100%	4
MINUTE CLINIC DIAGNOSTIC OF VIRGINIA, LLC #6292		3	1	25%	4
FCHC (OB)-DARWIN SQUARE CTR.			4	100%	4
CVS NV8784POCT LAS VEGAS		3	1	25%	4
POINTE MEDICAL SERVICES INC		2	2	50%	4
CVS TX3292POCT WYLIE		4			4
ADMERA HEALTH			4	100%	4
BARRANCO CLINIC PA, THE	1	3			4
SINAI PLAZA NURSING AND REHAB CENTER			4	100%	4
ROAN DRUG COMPANY LLC		4			4
SOUTH FLORIDA PEDIATRIC PARTNERS			4	100%	4
COOK HOSPITAL AND CARE CENTER		3	1	25%	4
EXTENDICARE HEALTH & REHAB CENTER		4			4
MEDEXPRESS URGENT CARE - WICHITA, S SENECA ST		2	2	50%	4
SOMA MEDICAL CENTER PA #3 PALOMINO			4	100%	4
PANCARE HEALTH YOUNGSTOWN			4	100%	4
CELEBRATION PEDIATRICS			4	100%	4
PRESBYTERIAN FAMILY HEALTHCARE-KASEMAN		4			4
Marian Manor, Inc		4			4
LOYOLA UNIVERSITY MEDICAL CENTER LABORATORY			4	100%	4
FHPG TAMPA PRIMARY CARE			4	100%	4
NHC HealthCare, Cookeville		4			4
MINUTECLINIC DIAG OF IND, LLC #6483		2	2	50%	4

COVID-19: testing by laboratory

Data through May 9, 2021 verified as of May 10, 2021 at 09:25 AM

Data in this report are provisional and subject to change.

The numbers in the table below represent the number of Florida and non-Florida residents for whom test results were received by the Department of Health. A person can be tested by more than one laboratory and can have both positive and negative results. **Therefore, the sum of the numbers in each column will be larger than the total number of people tested.**

Reporting lab	Inconclusive	Negative	Positive	Percent positive	Total
CVS MO4850POCT SPRINGFIELD		4			4
UNIVERSITY OF MICHIGAN		2	2	50%	4
Smoky Mountain Nursing and Rehabilitation Center		4			4
LEESBURG REGIONAL MEDICAL CENTER URGENT CARE			4	100%	4
AURORA BAYCARE UROLOGY			4	100%	4
Good Samaritan Society - Fairfield Glade		4			4
CAREMOUNT MEDICAL PC - BEDFORD URGENT		4			4
CVS TX5807POCT PEARLAND		4			4
COVID PROCESSING SITE			4	100%	4
MERCY HOSPITAL			4	100%	4
MINUTECLINIC DIAGNOSTIC OF NH, LLC (CL		3	1	25%	4
CANOPY PEDIATRICS		4			4
AIRPORT CLINIC			4	100%	4
ACHN CLINIC			4	100%	4
SOUTHEASTERN REGIONAL MEDICAL CENTER			4	100%	4
URGENT CARE - OCONEE		2	2	50%	4
CULLMAN REGIONAL MEDICAL CENTER		3	1	25%	4
SANFORD SOUTH UNIVERSITY		4			4
UF HEALTH PATHOLOGY LABORATORIES			4	100%	4
15 TO KNOW			4	100%	4
ASPEN VALLEY HOSPITAL			4	100%	4
ManorCare Health Services Camp Hill		4			4
SINAI POST ACUTE NURSING AND REHAB CE		4			4
MEDEXPRESS URGENT CARE - TULSA, S YALE AVE		4			4
INTERMARKET FACILITY			4	100%	4
IMIC INC RESEARCH			4	100%	4
ASCENSION ST VINCENT'S MEDICAL CENTER		3	1	25%	4
FASTMED URGENT CARE			4	100%	4
CVS IN6555POCT BROWNSBURG		4			4
OPTUM OF RED ROAD		4			4
MEDEXPRESS URGENT CARE - ROCKAWAY		4			4
ADVANCED URGENT CARE LLC		1	3	75%	4
MOBILE HEALTH MEDICAL SERVICES PC		4			4
LEON MEDICAL CENTERS, LLC			4	100%	4
MEDEXPRESS URGENT CARE - WEST ST PAUL, ROBERT ST S		3	1	25%	4
COLONIAL MEDICAL CENTER-EAST ORLANDO			4	100%	4
HALIFAX HEALTH CARE FOR WOMEN		3	1	25%	4
HARBOUR ISLAND PEDIATRICS LLC			4	100%	4
BIOTEST PLASMA CENTER		4			4
BETTERMED URGENT CARE			4	100%	4
WILLIAM S MIDDLETON MEMORIAL VET HOSP		4			4
INFINITI LABS INC			4	100%	4
RELIANT ACUTE CARE			4	100%	4
CVS CA9492POCT YORBA LINDA		4			4
PANCARE HEALTH - PONCE DE LEON			4	100%	4
MEDEXPRESS URGENT CARE-VINLAND SOUTH		3	1	25%	4
Crowne Health Care of Montgomery		4			4

COVID-19: testing by laboratory

Data through May 9, 2021 verified as of May 10, 2021 at 09:25 AM

Data in this report are provisional and subject to change.

The numbers in the table below represent the number of Florida and non-Florida residents for whom test results were received by the Department of Health. A person can be tested by more than one laboratory and can have both positive and negative results. **Therefore, the sum of the numbers in each column will be larger than the total number of people tested.**

Reporting lab	Inconclusive	Negative	Positive	Percent positive	Total
SHARP MEMORIAL HOSPITAL MICROBIOLOGY DEPT			4	100%	4
Medilodge of Alpena		4			4
MASSENA HOSPITAL LABORATORY		4			4
BARTON MEMORIAL HOSPITAL		3	1	25%	4
FAMILY MEDICINE AT WATERMAN		4			4
Orchid Cove at Naples			4	100%	4
FISHERMEN'S HOSPITAL			4	100%	4
CAPTAIN JAMES A. LOVELL FEDERAL HEALTHCARE CENTER			4	100%	4
COVANCE CLS			4	100%	4
Heartland of Boynton Beach			4	100%	4
Lakeview Village		4			4
PHYSICIANS IMMEDIATE CARE AURORA			4	100%	4
CROSSROADS URGENT CARE PLLC		4			4
HOME DOCS		2	2	50%	4
DEACONESS HOSPITAL			4	100%	4
MEDEXPRESS URGENT CARE - CINNAMINSON		3	1	25%	4
CONSULATE HEATH CARE AT WEST ALTAMONTE			4	100%	4
Loretto Health and Rehabilitation Center		4			4
SIGNATURE CARE MONTROSE		2	2	50%	4
CVS AZ5026POCT MESA		4			4
PREMIER PEDIATRICS LLC			4	100%	4
UNIVERSITY OF WASHINGTON MEDICAL CENTER (UWMC) EMERGENCY DEPT.			4	100%	4
TIEHH BIOTERRORISM RESPONSE LAB			3	100%	3
BROOKDALE OAKBRIDGE		1	2	67%	3
CVS OH5457POCT POWELL		3			3
CHEROKEE COUNTY HEALTH AND REHAB CENTER		3			3
STRINGFELLOW MEMORIAL HOSPITAL		3			3
BROOKDALE SENIOR LIVING			3	100%	3
MEDEXPRESS-HOUSTON EAST FWY		1	2	67%	3
OLYMPUS HEALTH AND PERFORMANCE			3	100%	3
NEWCARE PRIMARY MEDICINE			3	100%	3
EDITH NOURSE ROGERS MEMORIAL VAMC		3			3
CCRX OF NORTH CAROLINA, LLC		2	1	33%	3
SUMMIT MEDICAL GROUP - WEST ORANGE		3			3
SOLERA SPECIALTY PHARMACY LLC		2	1	33%	3
COOPER UNIVERSITY HOSPITAL LABORATORY		2	1	33%	3
HARBORCHASE OF GAINESVILLE			3	100%	3
CONCENTRA - PLANTATION		3			3
CVS MO10151POCT SPRINGFIELD		2	1	33%	3
EMORY CRAWFORD LONG HOSPITAL			3	100%	3
MUNSON MEDICAL CENTER			3	100%	3
SANIBEL MEDICAL CLINIC		1	2	67%	3
WEILL CORNELL MEDICAL ASSOCIATES - EAST SIDE		3			3
FREDERICK MEMORIAL HOSPITAL			3	100%	3
John Knox Manor Inc II		2	1	33%	3
SOUTHCARE PHARMACY INC		1	2	67%	3
Domiciliary Rehab & Residential Treatment Program		3			3

COVID-19: testing by laboratory

Data through May 9, 2021 verified as of May 10, 2021 at 09:25 AM

Data in this report are provisional and subject to change.

The numbers in the table below represent the number of Florida and non-Florida residents for whom test results were received by the Department of Health. A person can be tested by more than one laboratory and can have both positive and negative results. **Therefore, the sum of the numbers in each column will be larger than the total number of people tested.**

Reporting lab	Inconclusive	Negative	Positive	Percent positive	Total
Diversicare of Ripley		3			3
Lebanon VAMC		2	1	33%	3
CVS PA7611POCT ALLISON PARK		3			3
MEDRITE MEDICAL CARE PC		3			3
24TH WEAPONS OF MASS DESTRUCTION - CIVIL SUPPORT		3			3
BOND & STEELE CLINIC, PA			3	100%	3
COASTAL PEDIATRIC CARE			3	100%	3
Westside Terrace		3			3
SENTARA NORFOLK GENERAL HOSPITAL CENTRAL LAB			3	100%	3
MISSISSIPPI CARE CENTER OF DEKALB LLC		3			3
ADVANCED MEDICAL RESEARCH CENTER LLC			3	100%	3
HOPE HEALTH CARE, LLC		3			3
MCGUFFEY HEALTH CARE CENTER INC		3			3
Biopharmaceutics Laboratory Section		3			3
CTRS			3	100%	3
PROHEALTH PRIMARY CARE - GLEN OAKS		3			3
NEBRASKA MEDICAL CENTER			3	100%	3
TAMPA		1	2	67%	3
The Good Shepherd		3			3
INTERNAL MEDICINE AND WOUND CARE SPECIALIST LLC		3			3
ASANTE THREE RIVERS MEDICAL CENTER LAB		3			3
ATLANTIS OUTPATIENT CENTER		3			3
Greystone Health Care Center		3			3
LEE MEMORIAL HOSPITAL BLOOD GAS LAB			3	100%	3
NORTH DAKOTA DEPT OF HEALTH MICROBIOLOGY		1	2	67%	3
NEWSTAR MEDICAL LABORATORIES		3			3
DOCTOR 4 U CLINIC		1	2	67%	3
COMMUNICABLE DISEASE CONTROL/PUBLIC HEALTH EMERGENCY PREPAREDNESS			3	100%	3
PRECIDENT FLORIDA		3			3
CVS MO8555POCT KANSAS CITY		3			3
BROADWAY HEALTH FLORIDA MEDICAL CLINIC URGENT CARE			3	100%	3
SUNDALE NURSING HOME		3			3
CVS TX19POCT SPRING		3			3
MT CARMEL PHARMACY INC		3			3
PREMIER MOBILE HEALTH SERVICES, LLC		1	2	67%	3
CVS OH2540POCT HILLIARD		3			3
GONZALEZ MD AND ASWAD MD HEALTH SERVICES			3	100%	3
UHEALTH CORAL SPRINGS			3	100%	3
UNIVERSITY OF MARYLAND MEDICAL CENTER			3	100%	3
CLINICA HISPANIA			3	100%	3
ALABAMA DEPT PUBLIC HEALTH			3	100%	3
SHANDS AT LAKE SHORE LAB		1	2	67%	3
LEESBURG COMMUNITY HEALTH CENTERS			3	100%	3
PREMIER CLINICAL RESEARCH INSTITUTE INC			3	100%	3
HOMELAND CENTER		3			3
LINCOLN MEDICAL CENTER		3			3
CVS - MINUTECLINIC			3	100%	3

COVID-19: testing by laboratory

Data through May 9, 2021 verified as of May 10, 2021 at 09:25 AM

Data in this report are provisional and subject to change.

The numbers in the table below represent the number of Florida and non-Florida residents for whom test results were received by the Department of Health. A person can be tested by more than one laboratory and can have both positive and negative results. **Therefore, the sum of the numbers in each column will be larger than the total number of people tested.**

Reporting lab	Inconclusive	Negative	Positive	Percent positive	Total
LOCH HAVEN PEDIATRICS			3	100%	3
HELIX LW UC		1	2	67%	3
CVS RI326POCT NORTH SMITHFIELD		3			3
MEDEXPRESS - WILMINGTON KIRKWOOD HIGHWAY		2	1	33%	3
CVS MA1179POCT HUDSON		2	1	33%	3
HOLY CITY MED URGENT CARE			3	100%	3
CVS AZ1720POCT QUEEN CREEK		3			3
320 S TRANSIT ST		3			3
CVS MA1945POCT HANOVER		3			3
CVS IL8753POCT CHICAGO		3			3
CVS IN6608POCT NEW PALESTINE		1	2	67%	3
CORNERSTONE MEDICAL CARE OF BRANDON		2	1	33%	3
AVALON MEDICAL GROUP		1	2	67%	3
CVS CA8872POCT ALISO VIEJO		3			3
RIVERSIDE METHODIST HOSPITAL LAB			3	100%	3
MEDICAL CITY DALLAS HOSPITAL			3	100%	3
Kroger 571 - The Little Clinic Hendersonville		1	2	67%	3
UNIVERSITY URGENT CARE			3	100%	3
CVS OH4359POCT HUDSON		3			3
MINUTECLINIC, LLC #05891		2	1	33%	3
LIFEGUARD AMBULANCE SERVICE LLC, TEXAS			3	100%	3
CAPTIAL REGIONAL MEDICAL CENTER			3	100%	3
Huntington Health Care and Rehabilitation Center		3			3
NORTHERN LIGHT LABORATORY		1	2	67%	3
Walgreens #5984		3			3
RRMC CREEKSIDE LAB		3			3
SAMARITAN PACIFIC COMMUNITIES HOSPITAL		2	1	33%	3
LAB PLUS, LLC AT ASCENSION SAINT THOMA		3			3
GREATER MOBILE URGENT CARE – SPRINGHILL			3	100%	3
CERTIVIA LABORATORIES			3	100%	3
RIGHT AT HOME			3	100%	3
CELEBRATION PRIMARY CARE ASSOCIATES LLC		3			3
MEMORIAL HEALTH UNIVERSITY MEDICAL CENTER			3	100%	3
BOONES CREEK URGENT CARE		1	2	67%	3
PRIMARY CARE CENTER OF LAKE CITY, THE			3	100%	3
ACCESS LABORATORIES LLC			3	100%	3
LEGACY ER AND URGENT CARE			3	100%	3
MEDICAL CENTER OF THE ROCKIES			3	100%	3
BAPTIST PRIMARY CARE FERNANDINA BEACH			3	100%	3
KISSIMMEE URGENT CARE		3			3
OCEAN PEDIATRIC CARE			3	100%	3
CVS MA137POCT QUINCY		3			3
CVS PHARMACY INC DBA CVS/PHARMACY #10908		3			3
CVS PA7132POCT THORNDALE		3			3
CLINICAL CARE ASSOCIATES, INC			3	100%	3
ADVENTHEALTH WATERMAN COMMUNITY CLINIC			3	100%	3
CEDAR CREST HEALTH CENTER		3			3

COVID-19: testing by laboratory

Data through May 9, 2021 verified as of May 10, 2021 at 09:25 AM

Data in this report are provisional and subject to change.

The numbers in the table below represent the number of Florida and non-Florida residents for whom test results were received by the Department of Health. A person can be tested by more than one laboratory and can have both positive and negative results. **Therefore, the sum of the numbers in each column will be larger than the total number of people tested.**

Reporting lab	Inconclusive	Negative	Positive	Percent positive	Total
CDK LIBERTY ENTERPRISES, LLC		3			3
SCHIFF CENTER FOR LIVER DISEASES		1	2	67%	3
MEDEXPRESS URGENT CARE-CLOQUET		3			3
SCIENTIFIC LABORATORY DIVISION			3	100%	3
MINUTECLINIC, LLC #05814		3			3
MAYO		1	2	67%	3
NASSAU COUNTY HEALTH DEPARTMENT		3			3
GROVES CENTER			3	100%	3
HOUSTON METHODIST HOSPITAL			3	100%	3
BRADENTON PHYSICIAN MEDICAL CENTER			3	100%	3
NEMOURS CHILDREN'S URGENT CARE LAKE NONA			3	100%	3
Kroger 387 - The Little Clinic Hubbards Lane		3			3
Bainbridge Health and Rehab		3			3
CVS PA2296POCT MACUNGIE		3			3
Kroger 758 - The Little Clinic Providence		3			3
CVS SC5471POCT LEXINGTON		2	1	33%	3
Kroger 448 - The Little Clinic Mason		3			3
TMH PHYSICIAN PARTNERS BLOUNTSTOWN			3	100%	3
FULGENT GENETICS HOUSTON		3			3
PROPATH			3	100%	3
BETHESDA HOSPITAL EAST BLOOD GAS LAB			3	100%	3
CVS NJ2508POCT MANALAPAN		3			3
BNC Medical Investors, LLC Berrien Nursing & Rehabilitation Center		3			3
PALM COAST DIALYSIS		2	1	33%	3
BROOKDALE ALTAMONTE SPRINGS			3	100%	3
MEDEXPRESS URGENT CARE - LAWRENCE		3			3
MEDEXPRESS URGENT CARE, HERMITAGE		1	2	67%	3
GEISINGER COMMUNITY MEDICAL CENTER			3	100%	3
OMNI HEALTHCARE INC		1	2	67%	3
CABELL HUNTINGTON HOSPITAL CLINICAL LAB			3	100%	3
CVS CA8861POCT BUENA PARK		3			3
PLANT CITY FAMILY CARE		3			3
HEPATOLOGY DIAGNOSTIC LAB			3	100%	3
CURATIVE TEXAS			3	100%	3
PUBLIC HEALTH TRUST OF MIAMI DADE COUNTY			3	100%	3
ADVICE FOR OPTIMAL WELLNESS, INC			3	100%	3
RESOLUTE PAIN SOLUTIONS		3			3
CROSSVILLE MEDICAL GROUP		1	2	67%	3
Englewood Health and Rehab			3	100%	3
EXPRESSCARE URGENT CARE CENTER			3	100%	3
THOMAS LANGLEY			3	100%	3
MEDEXPRESS URGENT CARE-WILKINS TOWNSHIP, WILLIAM PENN HIGHWAY		3			3
WAL-MART STORES EAST LP		2	1	33%	3
MARYWOOD NURSING CARE CENTER		3			3
JOJAN PHARMA INC		3			3
Maple Lawn MCF		3			3
PREMIER FAMILY AND SPORTS MEDICINE		2	1	33%	3

COVID-19: testing by laboratory

Data through May 9, 2021 verified as of May 10, 2021 at 09:25 AM

Data in this report are provisional and subject to change.

The numbers in the table below represent the number of Florida and non-Florida residents for whom test results were received by the Department of Health. A person can be tested by more than one laboratory and can have both positive and negative results. **Therefore, the sum of the numbers in each column will be larger than the total number of people tested.**

Reporting lab	Inconclusive	Negative	Positive	Percent positive	Total
MINUTECLINIC DIAGNOSTIC, PA #10252		3			3
AdventHealth Care Center Orlando North			3	100%	3
Kroger 592 - The Little Clinic Alexander Plaza		2	1	33%	3
WINDSOR AT OCALA		2	1	33%	3
CVS IN6605POCT INDIANAPOLIS		2	1	33%	3
VELOCITY URGENT CARE			3	100%	3
Kingston Care Center of Sylvania		3			3
MEDEXPRESS URGENT CARE - CEDAR KNOLLS		3			3
QUEST DIAGNOSTICS CLINICAL LABORATORIES INC		2	1	33%	3
HIALEAH SHORES NURSING AND		2	1	33%	3
Kroger 522 - The Little Clinic Gahanna		2	1	33%	3
BAPTIST OUTPATIENT SERVICES			3	100%	3
MARLBORO URGENT CARE		3			3
RAPID CITY RUGENT CARE			3	100%	3
NASON HOSPITAL			3	100%	3
FLAGLER FAMILY MEDICINE PA			3	100%	3
PRISMA HEALTH MIDLANDS			3	100%	3
MEDEXPRESS URGENT CARE - O'FALLON		3			3
EXETER HOSPITAL		3			3
CVS M05727POCT PLATTE CITY		3			3
CAMPAZZI CONCIERGE MEDICAL SERVICES		2	1	33%	3
SCRIPPS CLINIC MEDICAL			3	100%	3
YATES COUNTY PUBLIC HEALTH		3			3
ONSLOW MEMORIAL HOSPITAL LABORATORY		3			3
PHYSICIANS CARE INC		1	2	67%	3
MEDEXPRESS URGENT CARE - JEANNETTE		3			3
SAFE PMC		3			3
Florida Baptist Retirement Center		1	2	67%	3
MEDEXPRESS URGENT CARE - RICHMOND, W BROAD ST		3			3
Medilodge of Monroe		3			3
ADRIANA M CASTRO MD PA		3			3
ORMOND BEACH URGENT CARE			3	100%	3
MINUTECLINIC DIAGNOSTIC PA #3344		3			3
Kroger 635 - The Little Clinic Dacula		3			3
LIFEGUARD AMBULANCE SERVICE LLC - BAY COUNTY			3	100%	3
WEST COCOA PHARMACY			3	100%	3
C19 LABS			3	100%	3
GYN PATH SERVICES			3	100%	3
HARBOUR'S EDGE		2	1	33%	3
IP BOISE 1		2	1	33%	3
SKIPPACK MEDICAL LAB			3	100%	3
LRHS Florida Poly Tech		3			3
CVS AZ7263POCT PHOENIX		3			3
F W HUSTON MEDICAL CENTER SENIOR LIVIN		3			3
EASTMAN HEALTHCARE & REHAB		3			3
ADVENT HEALTH MEDICAL GROUP FAMILY MEDICINE			3	100%	3
THE PATHOLOGY LABORATORY		1	2	67%	3

COVID-19: testing by laboratory

Data through May 9, 2021 verified as of May 10, 2021 at 09:25 AM

Data in this report are provisional and subject to change.

The numbers in the table below represent the number of Florida and non-Florida residents for whom test results were received by the Department of Health. A person can be tested by more than one laboratory and can have both positive and negative results. **Therefore, the sum of the numbers in each column will be larger than the total number of people tested.**

Reporting lab	Inconclusive	Negative	Positive	Percent positive	Total
HARRINGTON PARK HEALTH AND REHAB		3			3
FOUR WINDS BEHAVIORAL HEALTH		3			3
QUEST DIAGNOSTICS INCORPORATED	1		2	67%	3
2412 LEBANON PIKE		2	1	33%	3
TIFTON CARECONNECT URGENT CARE			3	100%	3
PATHOLOGY REFERENCE LAB LLC			3	100%	3
ST LUKES HOSPITAL			3	100%	3
Magnolia Health and Rehab Center			3	100%	3
Village on the Green			3	100%	3
Maryfield Inc. dba Pennybyrn		3			3
BROOKDALE LAKE MARY			3	100%	3
DOCTORS CARE - AIKEN MALL			3	100%	3
AZALEALAND NURSING HOME		3			3
JS HEALTHCARE		2	1	33%	3
PEDIATRICS AND ADOLESCENT MEDICINE		2	1	33%	3
EAST CORE LAB			3	100%	3
STARLING AT SAN JOSE			3	100%	3
SPRING LAKE REHABILITATION CENTER			3	100%	3
INTERNAL MEDICINE & PEDIATRICS WELLNESS CENTER			3	100%	3
NORTH CAROLINA DEPT OF HEALTH & HUMAN SRVCS STATE LAB OF PUBLIC HEALTH			3	100%	3
Glenview Terrace Nursing Center		3			3
MARYLAND STATE DEPT OF HEALTH	2		1	33%	3
SOFTLAB			3	100%	3
BROOME COUNTY HEALTH DEPARTMENT		2	1	33%	3
NORTHEAST FLORIDA INTERNAL MEDICINE PA		3			3
SSM HEALTH ST LOUIS MICROBIOLOGY LABORATORY		1	2	67%	3
HOCHBERG LOWER SCHOOL		3			3
CORNERSTONE DRUG AND GIFT INC		3			3
CVS AZ4795POCT MESA		3			3
COMMUNITY MEDICAL CENTER			3	100%	3
ROYAL PALM RETIREMENT CENTRE		3			3
LIFE CARE CENTER OF SKAGIT VALLEY		3			3
ONE MEDICAL GROUP		1	2	67%	3
MARTIN MEDICAL CENTER INC		1	2	67%	3
MID-FLORIDA PATHOLOGY LLC - MOBILE UNIT # 3		1	2	67%	3
CVS NM7242POCT ALBUQUERQUE		3			3
NEBRASKA DEPARTMENT OF HEALTH AND HUMAN SERVICES			3	100%	3
Granville Center	1	2			3
WOMENS CARE FLORIDA LLC-LABORATORY		3			3
HEALTH EXPRESS		3			3
Home Health Care Clinic		2	1	33%	3
US SPECIALTY LABS			3	100%	3
FAMILY FIRST PEDIATRICS			3	100%	3
SURETOX LABORATORY LLC		2	1	33%	3
GULF COAST IMMEDIATE CARE CENTER		1	2	67%	3
HEALTH FIRST MEDICAL GROUP			3	100%	3
CVS NC4169POCT FAYETTEVILLE		3			3

COVID-19: testing by laboratory

Data through May 9, 2021 verified as of May 10, 2021 at 09:25 AM

Data in this report are provisional and subject to change.

The numbers in the table below represent the number of Florida and non-Florida residents for whom test results were received by the Department of Health. A person can be tested by more than one laboratory and can have both positive and negative results. **Therefore, the sum of the numbers in each column will be larger than the total number of people tested.**

Reporting lab	Inconclusive	Negative	Positive	Percent positive	Total
CENTURY LINK SPORTS COMPLEX			3	100%	3
OHIO HEALTH DOCTORS HOSPITAL			3	100%	3
WELLSTAR URGENT CARE SHALLOWFORD		1	2	67%	3
TUFTS MEDICAL CENTER			3	100%	3
THE CENTER FOR DISCOVERY		3			3
TARRANT COUNTY PUBLIC HEALTH		3			3
ADVENTHEALTH MEDICAL GROUP OBSTETRICS			3	100%	3
CARECENTER PHARMACY, LLC		3			3
CORMEUM LAB SERVICES, LLC			3	100%	3
WYCLIFFE BIBLE TRANSLATORS		3			3
MED FUSION			3	100%	3
ESCO DRUG CO INC		3			3
GRIFOLS IH CENTER AND CLINICAL LABORATORY			3	100%	3
CVS PA371POCT PHILADELPHIA		3			3
HEALTH SENTRY			3	100%	3
GINKGO-IXLAYER		3			3
ST CLOUD PHARMACY AND WELLNESS CENTER		2	1	33%	3
CVS MA1006POCT BROCKTON		3			3
NORTHWEST FLORIDA CLINICAL LAB		1	2	67%	3
WALGREENS #05477		3			3
NORTH BROWARD HOSPITAL DISTRICT HEALTHCARE FOR THE HOMELESS			3	100%	3
SUPER HEALTH PHARMACY LLC		3			3
APEX CLINICAL LABORATORIES INC		3			3
FLORIDA MENTOR-POINT WEST CLUSTER		3			3
Northport VAMC		3			3
DASCENA LAB			3	100%	3
Grandview Health Care Center		3			3
TRISTAR WELLNESS, LLC		3			3
Cleveland Clinic Weston			3	100%	3
MEDEXPRESS URGENT CARE - HADLEY		3			3
TAYLOR MANOR		1	2	67%	3
FLORIDA LABORATORY ANALYSIS, LLC			3	100%	3
Kroger 627 - The Little Clinic Castleberry		2	1	33%	3
ALLEGHENY GENERAL HOSPITAL			3	100%	3
EMERALD PARK OF HOLLYWOOD			3	100%	3
ACCOMPLISHED HOME CARE		3			3
NEMOURS CHILDRENS PRIMARY CARE HORIZON WEST			3	100%	3
AFC URGENT CARE CLEVELAND			3	100%	3
PARKLAND HEALTH & HOSPITAL			3	100%	3
HEALGEN SCIENTIFIC			3	100%	3
RENE F CEDENO DMD PA		3			3
WALGREENS NO 19542		3			3
GENDERXPRESS/PICTURE ME PERFECT IMAGING			3	100%	3
SERENADES BY SONATA		1	2	67%	3
EVENING PEDIATRICS INC		1	2	67%	3
FIRST CARE - MIDDLESBORO			3	100%	3
PIEDMONT MOUNTAINSIDE HOSPITAL LAB - E		3			3

COVID-19: testing by laboratory

Data through May 9, 2021 verified as of May 10, 2021 at 09:25 AM

Data in this report are provisional and subject to change.

The numbers in the table below represent the number of Florida and non-Florida residents for whom test results were received by the Department of Health. A person can be tested by more than one laboratory and can have both positive and negative results. **Therefore, the sum of the numbers in each column will be larger than the total number of people tested.**

Reporting lab	Inconclusive	Negative	Positive	Percent positive	Total
NORTHCREST MEDICAL CENTER		1	2	67%	3
COASTAL SKIN SURGERY AND DERMATOLOGY PL		3			3
UK HEALTHCARE			3	100%	3
MEDFUSION		2	1	33%	3
MID FLORIDA CLINICAL LABORATORY		2	1	33%	3
INTERCOASTAL FAMILY PRATICE		1	2	67%	3
ST. PETERSBURG PEDIATRICS- 38TH AVENUE			3	100%	3
UNITY HEALTH AND REHABILITATION CENTER			3	100%	3
MEDEXPRESS URGENT CARE GREENSBURG		2	1	33%	3
SAVANNAH COVE		3			3
CENTRAL DUPAGE HOSPITAL			3	100%	3
Kroger 768 - The Little Clinic Leestown Rd		2	1	33%	3
FLORIDA MEDICAL ASSOCIATES		3			3
WOODMARK AT UPTOWN ASSISTED LIVING		3			3
SUN TERRACE HEALTH CARE CENTER			3	100%	3
SOUTHERN SURGICAL ARTS		3			3
CLEARWATER		2	1	33%	3
FLORIDA GASTROENTEROLOGY ASSOCIATES PA		3			3
COVENANT PEDIATRICS		1	2	67%	3
PINELLAS CHD - CLEARWATER		2	1	33%	3
RINGLING HEALTH CENTER		2	1	33%	3
MONTANA PUBLIC HEALTH LAB			3	100%	3
NHC DICKSON		3			3
SOUTHEAST GEORGIA HEALTH SYSTEM BRUNS		3			3
CVS NV2989POCT NORTH LAS VEGAS		2	1	33%	3
MIDWAY SPECIALTY CARE RX LLC		1	2	67%	3
BARONESS ERLANGER HOSPITAL		3			3
SOMA MEDICAL CENTER P.A. #4			3	100%	3
MEDEXPRESS URGENT CARE - TOPEKA, SW WANAMAKER RD		3			3
NEW GEN LABS			3	100%	3
BAPTIST HEALTH SURGERY CENTER AT NORTHPOINT			3	100%	3
HUMC		1	2	67%	3
PIEDMONT ROCKDALE HOSPITAL		2	1	33%	3
MEDEXPRESS URGENT CARE, BELLE VERNON		3			3
Sky View Rehabilitation and Health Care Center		3			3
ADVENTHEALTH IMAGING LAKE NONA		1	2	67%	3
Medilodge of Montrose		3			3
FRESENIUS KIDNEY CARE			3	100%	3
PEDIATRICS BY THE SEA JOG RD OFFICE			3	100%	3
VICAR'S LANDING NURSING HOME		2	1	33%	3
LUCID LABORATORY SERVICES		3			3
CVS SC2497POCT LEXINGTON		3			3
ANN STORCK CENTER INC		3			3
CVS TN7144POCT BARTLETT		3			3
WHOLE CHILD PEDIATRICS			3	100%	3
WELLSTREET BUCKHEAD SOUTH		3			3
CRISP REGIONAL HOSPITAL		3			3

COVID-19: testing by laboratory

Data through May 9, 2021 verified as of May 10, 2021 at 09:25 AM

Data in this report are provisional and subject to change.

The numbers in the table below represent the number of Florida and non-Florida residents for whom test results were received by the Department of Health. A person can be tested by more than one laboratory and can have both positive and negative results. **Therefore, the sum of the numbers in each column will be larger than the total number of people tested.**

Reporting lab	Inconclusive	Negative	Positive	Percent positive	Total
MEDEXPRESS URGENT CARE - WHEELING		2	1	33%	3
DOCTORS HOSPITAL RENAISSANCE			3	100%	3
CROSSROADS URGENT CARE DBA URGENT TEA		3			3
MANATEE URGENT CARE LLC			3	100%	3
B2 URGENT CARE		1	2	67%	3
VIRGINIA DIVISION OF CONSOLIDATED LABORATORIES			3	100%	3
COOSA VALLEY HEALTHCARE CENTER LLC		3			3
KIDSVILLE PEDIATRICS IV PA		1	2	67%	3
NATHAN LITTAUER HOSPITAL LAB		3			3
AUSTIN PUBLIC HEALTH			3	100%	3
ACL LABORATORIES INDUSTRIAL TOXICOLOGY			3	100%	3
GRASSY SPRAIN PHARMACY INC		3			3
PREMIER MEDICAL CLINIC		3			3
MEMORIAL HERMANN CONSOLIDATED LABORATORY SERVICES			3	100%	3
AVANTE INVERNESS		1	2	67%	3
Michael J Crescenz VA Outpatient Dialysis Center		3			3
TAMPA INTERNATIONAL AIRPORT			3	100%	3
FAMILY CARE SPECIALISTS OF ORLANDO			3	100%	3
JACKSONVILLE VA OPC			3	100%	3
MURFREESBORO MEDICAL CLINIC		3			3
UNIVERSITY OF KANSAS MEDICAL CENTER			3	100%	3
PARRISH MEDICAL CENTER-WAIVED TESTING		3			3
BICKERTON, DAWN		3			3
INSPIRED LIVING AT SARASOTA			3	100%	3
COL CROSSROAD		1	2	67%	3
RCA LABORATORY SERVICES LLC			3	100%	3
CGH MEDICAL CENTER			3	100%	3
LIVINGSTON COUNTY DEPT OF HEALTH REPRO			3	100%	3
CVS AZ7841POCT TUCSON		3			3
HELGEMO & LIOU PEDIATRICS			3	100%	3
CROWNE HEALTH CARE OF FORT PAYNE		2	1	33%	3
W.G. (Bill) Hefner VAMC		3			3
HARBORCHASE OF STUART			3	100%	3
ADVANCE FAMILY PRACTICE LLC			3	100%	3
MARRA'S PHARMACY		3			3
PANCARE HEALTH - FRANKLIN CO			3	100%	3
ADVANCED PEDIATRICS			3	100%	3
EXPEDIAN URGENT CARE			3	100%	3
MEDEXPRESS URGENT CARE-BLOOMFIELD AVEN		2	1	33%	3
GREENTREE MEDICAL CENTER			3	100%	3
WYOMING DEPT OF HEALTH			3	100%	3
CVS AZ7075POCT CHANDLER		3			3
SAN JUAN REGIONAL MEDICAL CENTER		3			3
Hackensack Univ Medical Center At Pasc		2	1	33%	3
QUALITY LABORATORY SERVICE		2	1	33%	3
AFC URGENT CARE/FARRAGUT			3	100%	3
CVS NJ1927POCT GREEN BROOK		3			3

COVID-19: testing by laboratory

Data through May 9, 2021 verified as of May 10, 2021 at 09:25 AM

Data in this report are provisional and subject to change.

The numbers in the table below represent the number of Florida and non-Florida residents for whom test results were received by the Department of Health. A person can be tested by more than one laboratory and can have both positive and negative results. **Therefore, the sum of the numbers in each column will be larger than the total number of people tested.**

Reporting lab	Inconclusive	Negative	Positive	Percent positive	Total
NORTHWELL HEALTH			3	100%	3
OPTUM PRIMARY CARE - SILVER LAKES			3	100%	3
THE MEDICAL CENTER			3	100%	3
CUMBERLAND MEDICAL CENTER INC		3			3
LEGACY ER & URGENT CARE - FRISCO WEST			3	100%	3
TEMPUS_LABS			3	100%	3
GARCIA MORALES NELSON			3	100%	3
CVS NE8616POCT LINCOLN		1	2	67%	3
HEALTH AND WELLNESS URGENT CARE LLC			3	100%	3
CVS MA335POCT RAYNHAM		3			3
TRUE HEALTH – LAKE UNDERHILL		3			3
BAPTIST PRIMARY CARE, INC.		2	1	33%	3
NORTHSIDE HOSPITAL D/B/A ARTHRITIS		3			3
YOUR DOCTOR'S OFFICE		2	1	33%	3
EAST NAPLES PEDIATRICS			3	100%	3
NORTH SHORE HOSP. INFECTION CONTROL			3	100%	3
PENSACOLA MEDICAL CLINIC LLC			3	100%	3
AFFORDABLE PRIMARY CARE LLC		3			3
RICHMOND CITY DEPARTMENT OF PUBLIC HEALTH			3	100%	3
BAPTIST HOSPITAL OF MIAMI MCI BROWARD LABORATORY			3	100%	3
EASTERN NEW MEXICO MEDICAL CENTER		3			3
ESTERO FIRE RESCUE		3			3
CVS MA654POCT ACTON		3			3
Concordia Village of Tampa			3	100%	3
UNIVERSITY HEALTH SERVICES RIVER CAMPUS		2	1	33%	3
INSPIRA MEDICAL CENTER VINELAND LAB		2	1	33%	3
CVS NC3514POCT STANLEY		3			3
Schoolcraft Medical Care Facility		3			3
Providence VAMC		3			3
ORLANDO AIRPORT DIALYSIS		3			3
LITTLE SPURS PEDIATRIC URGENT CARE		1	2	67%	3
VELOCITY CARE			3	100%	3
BOSTON MEDICAL CENTER			3	100%	3
CANOPY AT HARPER LAKE, THE			3	100%	3
UHEALTH JACKSON URGENT CARE - CUTLER BAY		1	2	67%	3
MINUTECLINIC DIAGNOSTIC OF WISCONSIN,		3			3
CVS IL2788POCT BUFFALO GROVE		3			3
WALGREENS #01456		3			3
MANORCARE NURSING & REHABILITATION CENTER-NAPLES		3			3
PRIMARY & URGENT CARE CENTERS			3	100%	3
VIRGINIA DEPARTMENT OF HEALTH DIVISION OF			3	100%	3
MERCY HEALTH			3	100%	3
ASPIRUS WAUSAU HOSPITAL			3	100%	3
ALLIED PHYSICIANS GROUP PLLC		3			3
NORTH NAPLES HOSPITAL RESPIRATORY THERAPY DEPARTMENT			3	100%	3
SOLLIS HEALTH			3	100%	3
MEDIC INFUSION PA		3			3

COVID-19: testing by laboratory

Data through May 9, 2021 verified as of May 10, 2021 at 09:25 AM

Data in this report are provisional and subject to change.

The numbers in the table below represent the number of Florida and non-Florida residents for whom test results were received by the Department of Health. A person can be tested by more than one laboratory and can have both positive and negative results. **Therefore, the sum of the numbers in each column will be larger than the total number of people tested.**

Reporting lab	Inconclusive	Negative	Positive	Percent positive	Total
MEDEXPRESS URGENT CARE - LINKHORNE		3			3
AUGUSTA UNIVERISTY MEDICAL CENTER			3	100%	3
WINDERMERE PEDIATRICS			3	100%	3
BOLING, STEPHANIE		3			3
OCALA REGIONAL KIDNEY CENTER-WEST			3	100%	3
EFFINGHAM HOSP, INC, DBA EFFINGHAM HEALTH		3			3
YORK HOSPITAL - LABORATORY			3	100%	3
MINUTE CLINIC DIAGNOSTIC OF KANSAS PA		3			3
OHIO DEPARTMENT OF HEALTH LABORATORY		2	1	33%	3
LAURELLWOOD NURSING CENTER		1	2	67%	3
ORCHID COVE DAYTONA			3	100%	3
NORTHSIDE FAMILY MEDICINE AND URGENT CARE (HOLLY SPRINGS)		3			3
MEDEXPRESS URGENT CARE - HACKETTSTOWN		2	1	33%	3
WALGREENS #07502		3			3
MEDICAL CENTER OF CENTRAL GEORGIA			3	100%	3
CVS IL2798POCT CHICAGO		1	2	67%	3
ALLIANCE LABS @LRMC			3	100%	3
CVS TX2876POCT PROSPER		3			3
NEW YORK STATE DEPARTMENT OF HEALTH		1	2	67%	3
LEE CONVENIENT CARE AT SUMMERLIN			3	100%	3
PINELLAS PARK HEALTH CENTER - PINELLAS CHD		1	2	67%	3
Kroger 753 - The Little Clinic Goss Avenue		3			3
NEXTCARE WYOMING LLC			3	100%	3
CARENOW-ATASCOCITA			3	100%	3
PHYSICIANS MEDICAL CENTER		3			3
MEDEXPRESS URGENT CARE-CHIPPEWA		2	1	33%	3
MINUTECLINIC DIAGNOSTIC, PA		3			3
BEEBE MEDICAL CENTER LABORATORY		3			3
BLACKWATER RIVER			3	100%	3
WALGREENS #11329		3			3
HAMILTON COUNTY HEALTH DEPARTMENT		3			3
DOUGLASVILLE NURSING AND REHABILITATIO		3			3
ALCALA PHARMACEUTICALS			3	100%	3
SISD EMPLOYEE HEALTH CLINIC			3	100%	3
MINUTECLINIC #1773		3			3
MEMORIAL HOSPITAL OF TAMPA			3	100%	3
SEMINOLE FAMILY HEALTH CENTER		3			3
CORTLAND COUNTY HEALTH DEPARTMENT		3			3
ISLAND NURSING HOME		2	1	33%	3
OPENTRONS PRL		2	1	33%	3
SOUTH COUNTY MENTAL HEALTH CENTER INC			3	100%	3
LEGACY LABORATORY SERVICES			3	100%	3
BASCOM PALMER EYE INSTITUTE			3	100%	3
Kings County Hospital Center			3	100%	3
St. Josephs Hospital		1	2	67%	3
SOUTH LAKE FAMILY HEALTH CENTER			3	100%	3
BAYSHORE MEDICAL CENTER LABORATORY		3			3

COVID-19: testing by laboratory

Data through May 9, 2021 verified as of May 10, 2021 at 09:25 AM

Data in this report are provisional and subject to change.

The numbers in the table below represent the number of Florida and non-Florida residents for whom test results were received by the Department of Health. A person can be tested by more than one laboratory and can have both positive and negative results. **Therefore, the sum of the numbers in each column will be larger than the total number of people tested.**

Reporting lab	Inconclusive	Negative	Positive	Percent positive	Total
NEMOURS CHILDRENS PRIMARY CARE MAITLAND			3	100%	3
CHILDREN'S HEALTHCARE OF ATLANTA AT EG		3			3
IOWA DEPARTMENT OF PUBLIC HEALTH			3	100%	3
MEMORIAL HERMANN			3	100%	3
SPARROW CENTRAL LAB			3	100%	3
CVS IL8744POCT BROOKFIELD		3			3
LEXINGTON MEDICAL CENTER		1	2	67%	3
CLARA MAASS TRANSITIONAL CARE UNIT		3			3
THE OASIS BEACHSIDE		3			3
HOUSTON MEDICAL CENTER			3	100%	3
CVS TX7675POCT RED OAK		1	2	67%	3
CATSKILL REGIONAL MEDICAL CENTER		3			3
UC CORAL GABLES		1	2	67%	3
CAREHERE LLC			3	100%	3
DIGNITY HEALING LLC			3	100%	3
DELRAY BEACH HEALTH DEPT LAB			3	100%	3
LPG PEDIATRICS AT LEHIGH ACRES		2	1	33%	3
ADVANCED URGENT CARE CENTER OF THE UPPER KEYS		1	2	67%	3
ACCESS 365 URGENT CARE LLC		1	2	67%	3
BE WELL PHARMACY		3			3
MINUTECLINIC DIAGNOSTIC OF NEW MEXICO LLC #7552		3			3
WEST TN HEALTH MED NORTH		3			3
FAST PACE URGENT CARE			3	100%	3
SOUTHEASTERN IMMEDIATE CARE- MILLEDGEVILLE GA			3	100%	3
CARE ATC ARLINGTON CENTRAL PARK		3			3
Gracemore Nursing and Rehab		3			3
VIRTUA MEMORIAL HOSPITAL BURLINGTON COUNTY		1	2	67%	3
NC STATE LABORATORY OF PUBLIC HEALTH		3			3
MINUTECLINIC DIAG OF IND, LLC #5369		2	1	33%	3
Broadview Multi-Care Center		3			3
CARESPOT-WELLINGTON			3	100%	3
KAP MEDICAL GROUP, LLC			3	100%	3
SIGNATURE CARE PFLUGERVILLE			3	100%	3
CVS IL3163POCT OAK PARK		3			3
ADVENTHEALTH SEBRING- INFECTION CONTROL DEPARTMENT			3	100%	3
ACCESS HEALTH CARE		2	1	33%	3
MINUTECLINIC DIAGNOSTIC MEDICAL		3			3
Crowne Health Care of Mobile		3			3
Manor Care-Kingston Court of York PA, LLC		3			3
MEDEXPRESS URGENT CARE, EDWARDSVILLE		3			3
CVS MN663POCT APPLE VALLEY		2	1	33%	3
Kroger 093 - The Little Clinic Stapleton		2	1	33%	3
VA West Los Angeles Medical Center		3			3
MEDEXPRESS URGENT CARE-SALINA, S 9TH ST		3			3
CENTRAL FL INTERNAL MEDICINE ASSOCIATES LLC		3			3
EVERGREEN WOODS HEALTH & REHAB CENTER		2	1	33%	3
NEMOURS CHILDREN'S PRIMARY CARE, LONGWOOD			3	100%	3

COVID-19: testing by laboratory

Data through May 9, 2021 verified as of May 10, 2021 at 09:25 AM

Data in this report are provisional and subject to change.

The numbers in the table below represent the number of Florida and non-Florida residents for whom test results were received by the Department of Health. A person can be tested by more than one laboratory and can have both positive and negative results. **Therefore, the sum of the numbers in each column will be larger than the total number of people tested.**

Reporting lab	Inconclusive	Negative	Positive	Percent positive	Total
HARDEN DIALYSIS		1	2	67%	3
MEDEXPRESS URGENT CARE - TOTOWA		3			3
Kroger 388 - The Little Clinic Braelinn Village		3			3
FAMILY TREE MEDICAL GROUP PA		2	1	33%	3
URGENT DOC - URGENT CARE CLINIC			3	100%	3
NOVA SOUTHEASTERN UNIVERSITY		2	1	33%	3
NATIONAL JEWISH HEALTH			3	100%	3
TERRACE OF ST CLOUD, THE		2	1	33%	3
VA OUTPATIENT CLINIC-NEW PORT RICHEY			3	100%	3
ALOHA HOME CARE LLC DBA ACCENTCARE HOME HEALTH OF		3			3
CVS MINUTE CLINIC #5836		3			3
Fort Gaines Health and Rehab		3			3
ROANE MEDICAL CENTER		2	1	33%	3
NASSAU COUNTY HEALTH DEPARTMENT-FERNANDINA BEACH C		3			3
OPP HEALTH AND REHABILITATION		3			3
MEDICAL SERVICES OF AMERICA HOME HEALTH		3			3
MEDSTAR URGENT CARE, LLC			3	100%	3
ERIE COUNTY PUBLIC HEALTH CLINICAL		3			3
CVS KS676POCT LAWRENCE		2	1	33%	3
THE DOCTORS OFFICE OF BRICK, LLC		3			3
PEDIATRICS IN NORTH FLORIDA PA			3	100%	3
JERSEY IRISH MEDICAL		3			3
Kroger 687 - The Little Clinic Sugar Hill		1	1	50%	2
BAPTIST HEALTH PRIMARY CARE HOMESTEAD			2	100%	2
HENRY FORD WEST BLOOMFIELD HOSPITAL			2	100%	2
HOLY TRINITY PHARMACY LLC		2			2
ORLANDO LUTHERAN TOWERS		1	1	50%	2
JENNIE STUART MEDICAL CENTER			2	100%	2
Walgreens #9890		2			2
PLAINS REGIONAL MEDICAL CENTER		2			2
Walgreens #5065		2			2
OAKMONT EAST- GREENVILLE SC, LLC		2			2
EXPRESS CARE WALK-IN CLINIC			2	100%	2
NORTON IMMEDIATE CARE CENTER - PRESTON			2	100%	2
ST. ELIZABETH HEALTHCARE			2	100%	2
MC MEDICAL			2	100%	2
NORTHEAST FLORIDA HEALTH SERVICES, INC DBA FAMILY HEALTH SOURCE			2	100%	2
ENVOY OF FORK UNION, LLC DBA ENVOY AT THE VILLAGE		2			2
PIEDMONT MOUNTAINSIDE HOSPITAL LABORAT		2			2
TMH EC NORTHEAST LABORATORY			2	100%	2
Buena Vista Care Center		2			2
UT AUSTIN UNIVERSITY HEALTH SERVICES			2	100%	2
WE CARE HOME HEALTH SOLUTIONS LLC			2	100%	2
THE RIM URGENT CARE			2	100%	2
COLONIAL HEALTH CARE		1	1	50%	2
Kroger 549 - The Little Clinic Clinton Highway		2			2
REGIONS HOSPITAL LABORATORY			2	100%	2

COVID-19: testing by laboratory

Data through May 9, 2021 verified as of May 10, 2021 at 09:25 AM

Data in this report are provisional and subject to change.

The numbers in the table below represent the number of Florida and non-Florida residents for whom test results were received by the Department of Health. A person can be tested by more than one laboratory and can have both positive and negative results. **Therefore, the sum of the numbers in each column will be larger than the total number of people tested.**

Reporting lab	Inconclusive	Negative	Positive	Percent positive	Total
CVS CT692POCT NORTH HAVEN		2			2
MOBILE PHLEBOTOMY SERVICES			2	100%	2
ACL LABORATORIES - ROSEMONT			2	100%	2
UNIVERSITY OF MN MEDICAL CENTER EAST CAMPUS			2	100%	2
POINT OF CARE PRIVATE HEALTH MANAGEMENT			2	100%	2
RM PHARMACY SERVICES INC		1	1	50%	2
Cypress Cove Center		2			2
BMC/JACSONVILLE		1	1	50%	2
AMERICAN FAMILY CARE URGENT CARE		1	1	50%	2
FLORIDA MENTOR FAULKNER GROUP HOME			2	100%	2
ACKERMAN CANCER CENTER		2			2
DR JAMES D FORBES FAMILY CARE CENTER			2	100%	2
PLASMA MED RESEARCH DBA		2			2
NEMOURS CHILDRENS PRIMARY CARE			2	100%	2
Advanced Rehabilitation and Healthcare of Wichita Falls		2			2
TEXAS REGIONAL ASTHMA & ALLERGY CENTER			2	100%	2
UMASS MEMORIAL MEDICAL CENTER, INC		1	1	50%	2
SOUTHSIDE FAMILY MEDICAL		2			2
Southern Pines Healthcare Center		1	1	50%	2
ADVENTIST HINSDALE HOSPITAL LABORATORY			2	100%	2
TANNER MEDICAL CENTER VILLA RICA		2			2
REDMOND REGIONAL MEDICAL CENTER		1	1	50%	2
EXCUSED ABSENCE PLLC		2			2
BAPTIST HEALTH MEDICAL PLAZA			2	100%	2
CVS MA41POCT TAUNTON		2			2
NYU LANGONE HUNTINGTON MEDICAL GROUP		2			2
ST. JOSEPH REGIONAL MEDICAL CENTER			2	100%	2
GSM OCED Subsection			2	100%	2
VENETIAN GARDENS		2			2
Kroger 762 - The Little Clinic Clarksville		2			2
CVS NJ2369POCT JACKSON		2			2
ONslow COUNTY HEALTH DEPARTMENT			2	100%	2
MARCO ISLAND HOSPITAL INC D/B/A		1	1	50%	2
CVS CA9751POCT AGOURA		2			2
VALLEY BAPTIST MEDICAL CENTER: BROWNSVILLE			2	100%	2
MEDEXPRESS URGENT CARE - NUTLEY		2			2
BIOHEALTH MEDICAL LAB INC			2	100%	2
PM PEDIATRICS OF BAYSIDE PLLC - BELLER		2			2
AVERA MEDICAL GROUP			2	100%	2
NEW YORK PSYCHIATRIC INSTITUTE		2			2
Highland Ave. Eye Clinic		2			2
KJ MEDICAL PRACTICE PC		2			2
CENTRAL FLORIDA FAMILY HEALTH CENTER		2			2
CEDARS-SINAI MEDICAL CENTER			2	100%	2
Walgreens #10207		2			2
Winer Haven Health and Rehabilitation Center		2			2
Aston Park Health Care Facility		2			2

COVID-19: testing by laboratory

Data through May 9, 2021 verified as of May 10, 2021 at 09:25 AM

Data in this report are provisional and subject to change.

The numbers in the table below represent the number of Florida and non-Florida residents for whom test results were received by the Department of Health. A person can be tested by more than one laboratory and can have both positive and negative results. **Therefore, the sum of the numbers in each column will be larger than the total number of people tested.**

Reporting lab	Inconclusive	Negative	Positive	Percent positive	Total
FLORIDA DEPARTMENT OF HEALTH PINELLAS COUNTY-			2	100%	2
MEDICAL ASSOCIATES OF BREVARD LLC		1	1	50%	2
CVS MI8287POCT MACOMB		2			2
STOP URGENT CARE			2	100%	2
FLORIDA SCHOOL FOR THE DEAF & BLIND			2	100%	2
CHAPPEL GROUP RESEARCH, THE		2			2
AMERICAN RESEARCH CENTERS OF FLORIDA			2	100%	2
MEMORIAL HERMANN HOSPITAL			2	100%	2
MEDAILLE COLLEGE WELLNESS CENTER		2			2
HCR MANOR CARE SERVICES OF FLORIDA III INC		2			2
Q ALL CARE MEDICAL PC		2			2
LONG, SARAH		1	1	50%	2
FLORIDA MEDICAL CLINIC RADIOLOGY DALE MABRY		2			2
BLOSSOMS ASSISTED LIVING 1 LLC			2	100%	2
St. Luke's Care Center		2			2
Hartwell Health and Rehabilitation		2			2
MEDLOGIC, LLC		2			2
Timber Ridge Health Care Center			2	100%	2
PM PEDIATRICS OF BAYSIDE, PLLC - RIVE		2			2
SUNSHINE PHARMACY		2			2
LOWELL GENERAL HOSPITAL			2	100%	2
MANSFIELD MEDICAL LODGE			2	100%	2
EASTSIDE SPORTS COMPLEX			2	100%	2
CITRUS DERMATOLOGY			2	100%	2
WAKULLA URGENT CARE & DIAGNOSTIC			2	100%	2
CVS TX4794POCT ARLINGTON		2			2
UNITY LONGPOND		2			2
U OF MIAMI MILLER SCHOOL OF MEDICINE			2	100%	2
WILSON MEMORIAL HOSPITAL			2	100%	2
MEDICAL CENTER LABORATORY			2	100%	2
CENTRAL ARKANSAS VETERANS HEALTHCARE SYSTEM - VETERANS AFFAIRS			2	100%	2
PIEDMONT URGENT CARE - CONYERS		2			2
Glenburn Home		2			2
WAKE FOREST MEDICAL CENTER LABORATORY			2	100%	2
ALVERNO CLINICAL LABORATORIES			2	100%	2
BENEVA LAKES ASSISTED LIVING CENTER			2	100%	2
MICARE CLINC			2	100%	2
BAYFRONT CARDIOVASCULAR ASSOCIATES		1	1	50%	2
PIEDMONT WALTON HOSPITAL		2			2
CHRISTUS SPOHN HOSPITAL			2	100%	2
WISE HEALTH SYSTEM		1	1	50%	2
Bethel Lutheran Home		2			2
COLD SPRING HILLS CENTER FOR NURSING A		2			2
Avanti Wellness and Rehab			2	100%	2
ADVANCED MEDICAL CARE			2	100%	2
BAPTIST HOSPITAL LABORATORY			2	100%	2
RAPID RESULT CORP LLC		1	1	50%	2

COVID-19: testing by laboratory

Data through May 9, 2021 verified as of May 10, 2021 at 09:25 AM

Data in this report are provisional and subject to change.

The numbers in the table below represent the number of Florida and non-Florida residents for whom test results were received by the Department of Health. A person can be tested by more than one laboratory and can have both positive and negative results. **Therefore, the sum of the numbers in each column will be larger than the total number of people tested.**

Reporting lab	Inconclusive	Negative	Positive	Percent positive	Total
SANFORD REGIONAL HOSPITAL WORTHINGTON		2			2
SCDHEC BUREAU OF LABORATORIES			2	100%	2
MEDEXPRESS URGENT CARE - LODI		2			2
TEMPLE UNIVERSITY HOSPITAL			2	100%	2
VITAL CARE CLINIC, LLC			2	100%	2
WALGREENS NO 10512		1	1	50%	2
MEMORIAL HOSPITAL OF SOUTH BEND			2	100%	2
JASPER MEMORIAL HOSPITAL		1	1	50%	2
LABTOX LABORATORIES			2	100%	2
RMC BROOKHOLLOW MED AESTHETICS INC		2			2
FASTCARE LLC			2	100%	2
CAREATC - PALM HARBOR		1	1	50%	2
SOUTH DAKOTA DEPARTMENT OF HEALTH		2			2
SWEETWATER NURSING CENTER		2			2
MEDEXPRESS URGENT CARE - CONWAY		2			2
MEDEXPRESS URGENT CARE - RUSSELLVILLE, W MAIN ST		2			2
FLORIDA SPINE AND PAIN SPECIALISTS		2			2
MID-FLORIDA HEMATOLOGY AND ONCOLOGY CENTERS		2			2
MAYO CLINIC COUMADIN CLINIC LABORATORY		1	1	50%	2
COOPER CLINIC			2	100%	2
UMHC HOLLYWOOD LABORATORY			2	100%	2
BEREA URGENT CARE			2	100%	2
FLORIDA COMMUNITY HEALTH CENTERS, INC.			2	100%	2
STATCARE URGENT AND WALK-IN			2	100%	2
FIRST PREVENTION AND DIALYSIS CENTER LLC			2	100%	2
MEDSTAR HARBOR HOSPITAL			2	100%	2
CARE ATC SUN HYDRAULICS TALLAVAST			2	100%	2
North Ottawa Care Center at Heartwood Lodge		2			2
POPLAR HEALTHCARE			2	100%	2
VIRGINIA DEPT OF HEALTH OFFICE OF EPIDEMIOLOGY			2	100%	2
SPRINGS MEDICAL LAB		1	1	50%	2
Cooperstown Center for Nursing and Rehabilitation		2			2
JMC TALLAHASSEE, LLC			2	100%	2
CARINGPLUS HOMECARE LLC		1	1	50%	2
FLORIDA DEPARTMENT OF HEALTH IN ESCAMBIA COUNTY		1	1	50%	2
LILY PHARMACY		2			2
ALABAMA REFERENCE LAB			2	100%	2
NSUH AT SYOSSET		2			2
GUARDIAN HOME CARE OF CENTRAL GEORGIA		2			2
Jackson Health Care Facility			2	100%	2
NORTH SHORE HEMATOLOGY-ONCOLOGY ASSOCIATES		2			2
Colonial Manor Nursing and Rehabilitation Center		2			2
Kroger 356 - The Little Clinic Middletown		2			2
Kroger 686 - The Little Clinic Farragut		2			2
JEFFERSON WASHINGTON TOWNSHIP HOSPITAL		2			2
CLINIC OF PLANT CITY, THE		2			2
LEHIGH MEDICAL AND RESEARCH CENTER, INC			2	100%	2

COVID-19: testing by laboratory

Data through May 9, 2021 verified as of May 10, 2021 at 09:25 AM

Data in this report are provisional and subject to change.

The numbers in the table below represent the number of Florida and non-Florida residents for whom test results were received by the Department of Health. A person can be tested by more than one laboratory and can have both positive and negative results. **Therefore, the sum of the numbers in each column will be larger than the total number of people tested.**

Reporting lab	Inconclusive	Negative	Positive	Percent positive	Total
MEASE COUNTRYSIDE HOSPITAL CARDIAC REH			2	100%	2
TRINITY DIALYSIS			2	100%	2
INSPIRE HEALTHCARE CENTER			2	100%	2
Crest Manor Living and Rehabilitation		2			2
SWIFT CREEK HEALTH CENTER AT THE TEMPL		2			2
LAWRENCE GENERAL HOSPITAL			2	100%	2
CVS NV5286POCT HENDERSON		2			2
PM PEDIATRICS OF BAYSIDE PLLC - HOPEWELL JUNCTION		2			2
Community Resource and Referral Center		2			2
MIRAMAR KIDNEY CENTER		1	1	50%	2
CVS TX7431POCT ROWLETT		2			2
Wetumpka Health and Rehab, LLC		2			2
MINUTECLINIC DIAGNOSTIC OF KANSAS, PC		2			2
IM&P WELLNES CENTER			2	100%	2
MADISON HOSPITAL LABORATORY			2	100%	2
SHERIDAN AT HOBE SOUND, THE			2	100%	2
PEDIATRIC HEALTH CARE		1	1	50%	2
NEVADA DEPARTMENT OF HEALTH AND HUMAN SERVICES			2	100%	2
PHYSICIANS LABORATORY SERVICES			2	100%	2
MEDEXPRESS URGENT CARE - MYLAN			2	100%	2
Lenawee Medical Care Facility		2			2
SKY LAKES MEDICAL CENTER		2			2
LIFT HEALTH		2			2
The Friendly Home		2			2
DOCTOR'S IN-HOUSE LAB/COMMUNITY HEALTH CENTERS OF PINELLAS - JOHNNIE R			2	100%	2
VALUE DRUGS BRONXVILLE INC		2			2
HEALTH NETWORK LAB			2	100%	2
SYLVAN NURSING			2	100%	2
MERCY HEALTH LAB		1	1	50%	2
GARNET HEALTH DOCTORS		2			2
SUNCOAST BLOOD BANK			2	100%	2
MOUNT ST MARYS HOSPITAL OF NIAGARA FALLS		1	1	50%	2
Van Wert Manor		2			2
87TH MEDICAL GROUP - MCGUIRE AMBULATORY CARE FACILITY		2			2
TWIN LAKES REHAB & HEALTHCARE		2			2
CVS MA38POCT CHARLTON		2			2
Parkwood in the Pines		2			2
MEDEXPRESS URGENT CARE - WICHITA, N MAIZE RD		1	1	50%	2
LABRADOR PRIMARY CARE CENTER			2	100%	2
ASANTE ROGUE REGIONAL MEDICAL CENTER L		2			2
MEDEXPRESS URGENT CARE - LINCOLN VILLA		2			2
UNIVERSITY MEDICAL CENTER OF SOUTHERN NEVADA (UMCSN)			2	100%	2
US LABS		2			2
MANISTEE COUNTY MEDICAL CARE FACILITY		2			2
ANDERSON COUNTY HOSPITAL			2	100%	2
CONEMAUGH MEMORIAL MEDICAL CENTER		2			2
HCA HOUSTON ER 24/7			2	100%	2

COVID-19: testing by laboratory

Data through May 9, 2021 verified as of May 10, 2021 at 09:25 AM

Data in this report are provisional and subject to change.

The numbers in the table below represent the number of Florida and non-Florida residents for whom test results were received by the Department of Health. A person can be tested by more than one laboratory and can have both positive and negative results. **Therefore, the sum of the numbers in each column will be larger than the total number of people tested.**

Reporting lab	Inconclusive	Negative	Positive	Percent positive	Total
AHC Forest cove		2			2
CLARKSVILLE HEALTH SYSTEM			2	100%	2
CVS MA1877POCT NORTON		2			2
MEDEXPRESS URGENT CARE, LEBANON		2			2
FHPG SURGICAL ASSOCIATES OF EAST PASCO			2	100%	2
BETHESDA HOSPITAL			2	100%	2
NEWTON MEMORIAL HOSPITAL		2			2
OAKMONT OF UNION SC, LLC		2			2
Stillwater Healthcare		2			2
WASHINGTONVILLE PHARMACY INC		2			2
MASSACHUSETTS DEPARTMENT OF HEALTH			2	100%	2
ManorCare Health Services Peters Township		2			2
Sanford Health & Rehabilitation			2	100%	2
CIGNA GATEWAY			2	100%	2
CARLE FOUNDATION HOSPITAL LABORATORY			2	100%	2
Alden Terrace of McHenry			2	100%	2
CARE 365			2	100%	2
CVS MA937POCT CARVER		2			2
FAMILY URGENT CARE		2			2
Illiana HCS -Danville VAMC		2			2
UNIVERSTIY OF ILLINOIS HOSPITAL			2	100%	2
Fairlane Gardens Nursing and Rehab at Reading		2			2
Sanctuary Health Wadsworth		2			2
CVS OH3980POCT KENT		2			2
AL MANI HEALTH INSTUTUTE		2			2
HOME ACCESS HEALTH			2	100%	2
POLK PEDIATRICS		1	1	50%	2
The Palms Nursing and Rehabilitation		1	1	50%	2
CREATIVE HEALTH CENTER			2	100%	2
ASSOCIATES IN INTERNAL MEDICINE PA			2	100%	2
CVS AZ5892POCT LAVEEN		2			2
Essex Center for Rehabilitation and Healthcare		2			2
CITY OF NEW YORK DEPARTMENT OF HEALTH			2	100%	2
FRASER MEMORIAL HOSPITAL		1	1	50%	2
DESERT SPRINGS HOSPITAL			2	100%	2
SPECIALTY LABORATORIES			2	100%	2
CARE NOW DENTON			2	100%	2
EASTERN NIAGARA HOSPITAL		2			2
Arbors at Stow		2			2
BROOKS -TLC HOSPITAL SYSTEM			2	100%	2
SHANDS JACKSONVILLE CLINICAL CENTER		1	1	50%	2
PINARD HOME HEALTH SERVICES INC			2	100%	2
OMEGA RESEARCH CONSULTANTS			2	100%	2
MEMORIAL HOSPITAL WEST			2	100%	2
COLUMBIA COTTAGE		2			2
CARTER BLOOD CARE			2	100%	2
LIFEGUARD AMBULANCE SERVICES LLC, TEXAS- SAN			2	100%	2

COVID-19: testing by laboratory

Data through May 9, 2021 verified as of May 10, 2021 at 09:25 AM

Data in this report are provisional and subject to change.

The numbers in the table below represent the number of Florida and non-Florida residents for whom test results were received by the Department of Health. A person can be tested by more than one laboratory and can have both positive and negative results. **Therefore, the sum of the numbers in each column will be larger than the total number of people tested.**

Reporting lab	Inconclusive	Negative	Positive	Percent positive	Total
UNIVERSITY OF VERMONT MEDICAL CENTER			2	100%	2
PRECISION DIAGNOSTIC INC		2			2
JUST BELIEVE RECOVERY CENTER			2	100%	2
UNITED PHYSICIAN GROUP FAMILY MEDICINE OF HAMPTON		2			2
HUMILITY OF MARY HEALTH PARTNERS			2	100%	2
Kroger 127 - The Little Clinic Lakewood-Alameda		2			2
MOUNT SINAI MEDICAL CENTER HIALEAH			2	100%	2
NEW YORK UNIVERSITY MEDICAL CENTER			2	100%	2
MINUTECLINIC MINUTECLINIC #4978		1	1	50%	2
CVS NE2741POCT LA VISTA		2			2
STAGES OF LIFE MEDICAL INSTITUTE			2	100%	2
EXCELTOX LABORATORIES LLC		2			2
Chatham Nursing and Rehab Center		2			2
UF KANAPAHA LAB BEAKER		2			2
SOUTHERN BREEZE HEALTHCARE		1	1	50%	2
TMH PHYSICIAN PARTNERS MONTICELLO		1	1	50%	2
HEALTHCARE NETWORK			2	100%	2
Kroger 328 - The Little Clinic Henderson Road		2			2
NEW DISCOVERY BIOLOGICS, LLC		1	1	50%	2
SIGNAL DIAGNOSTICS DBA FLOWHEALTH LABS			2	100%	2
ORLANDO DIALYSIS		1	1	50%	2
CRAWFORD COUNTY CARE CENTER		2			2
BAPTIST HOSPITAL PRIMARY CARE GULF BREEZE			2	100%	2
ASCENSION ST MICHAEL'S HOSPITAL LAB		1	1	50%	2
Lynwood		2			2
HERNANDO CHILDREN'S			2	100%	2
TRIDENT ANTI AGING LLC			2	100%	2
SWEDISH COVENANT HOSPITAL			2	100%	2
SHORE MEDICAL CENTER		2			2
ADVENTHEALTH EAST ORLANDO EMPLOYEE CLINIC		2			2
PALM BEACH DIABETES & ENDOCRINE SPECIALISTS PA			2	100%	2
DOCTORS CARE OF PALM COAST			2	100%	2
AHC Humboldt		2			2
CAROLINA BAY HEALTHCARE CTR OF WILMING		2			2
CARTERSVILLE URGENT CARE		1	1	50%	2
HMH HOSPITALS CORPORATION		2			2
CPL INC/BSSC PATHOLOGY		2			2
Kroger 745 - The Little Clinic Somerset		2			2
DALLAS BAPTIST UNIVERSITY - HEALTH SERVICES			2	100%	2
CARBON HEALTH			2	100%	2
GERM BUSTERS 911 LLC			2	100%	2
MERCY MEDICAL CENTER INC		1	1	50%	2
DEKALB MEDICAL CENTER LABORATORY			2	100%	2
ST. MARY'S MEDICAL CENTER EVANSVILLE, INC			2	100%	2
JORDAN VALLEY MEDICAL CENTER			2	100%	2
SUMMIT URGENT CARE PS			2	100%	2
HAMPTON VAMC		2			2

COVID-19: testing by laboratory

Data through May 9, 2021 verified as of May 10, 2021 at 09:25 AM

Data in this report are provisional and subject to change.

The numbers in the table below represent the number of Florida and non-Florida residents for whom test results were received by the Department of Health. A person can be tested by more than one laboratory and can have both positive and negative results. **Therefore, the sum of the numbers in each column will be larger than the total number of people tested.**

Reporting lab	Inconclusive	Negative	Positive	Percent positive	Total
PM PEDIATRICS OF SELDEN, PLLC		2			2
DAVENPORT PEDIATRICS CLERMONT			2	100%	2
PruittHealth Lakehaven		2			2
ACN PHYSICIANS GROUP CORP			2	100%	2
LOURDES-NOREEN MCKEEN RESIDENCE□			2	100%	2
KAISER SUNNYSIDE MEDICAL CTR LAB		2			2
ST ANTHONY COMMUNITY HOSPITAL LAB		1	1	50%	2
HERITAGE VILLAGE REHAB & SKILLED NURSI		2			2
Good Samaritan Society-Blackduck		1	1	50%	2
MEDEXPRESS URGENT CARE - DERBY N ROCK		2			2
Kroger 412 - The Little Clinic Oxford		2			2
FLORIDA DEPARTMENT OF HEALTH IN LEE COUNTY		1	1	50%	2
MEDEXPRESS URGENT CARE - SPRINGFIELD, COOLEY ST		2			2
KETTERING MEDICAL CENTER			2	100%	2
EVERYBODY'S FAMILY CLINIC		2			2
ILLINOIS DEPT OF PUBLIC HEALTH LABS			2	100%	2
FHCP ASC - ORANGE CITY			2	100%	2
Friendship Manor Inc.		2			2
MEDCARE		2			2
CVS OH6185POCT PICKERINGTON		2			2
Tidelands Health Rehabilitation Hospital			2	100%	2
EDGEWATER RETIREMENT MANOR			2	100%	2
OSF SAINT FRANCIS MEDICAL CENTER			2	100%	2
BERKSHIRE MEDICAL CENTER			2	100%	2
CVS AZ9374POCT TUCSON		2			2
Highland Rehabilitation and Nursing Center		2			2
CVS PHARMACY INC DBA CVS/PHARMACY # 10600		2			2
CARESPOT URGENT CARE		1	1	50%	2
Oakmont of Katy Nursing and Rehabilitation		2			2
GULF COAST REGIONAL MEDICAL CARE		2			2
Mary Anna Nursing Home		2			2
BNJ		2			2
PALMETTO BAY MEDICAL CENTER		1	1	50%	2
CVS MO8581POCT BLUE SPRINGS		1	1	50%	2
SOUTHERN REGIONAL MEDICAL CENTER		2			2
SACRED HEART HOSPITAL ON THE EMERALD			2	100%	2
VETERANS AFFAIRS MEDICAL CENTER - GREATER LOS ANGELES			2	100%	2
BROOKSVILLE DIALYSIS			2	100%	2
SOUTHERN SPRINGS HEALTH CARE		2			2
BAYCARE OUTREACH LAB			2	100%	2
Village Green Health & Rehabilitation		2			2
WELLSTAR SPALDING REGIONAL MEDICAL CENTER		2			2
DEER'S HEAD CENTER		2			2
PANCARE HEALTH - SNEADS ELEMENTARY			2	100%	2
MD NOW URGENT CARE MEDICAL CENTERS INC			2	100%	2
SARASOTA MEMORIAL MEDICAL URGENT CARE CENTER			2	100%	2
Northpoint Lexington Healthcare		1	1	50%	2

COVID-19: testing by laboratory

Data through May 9, 2021 verified as of May 10, 2021 at 09:25 AM

Data in this report are provisional and subject to change.

The numbers in the table below represent the number of Florida and non-Florida residents for whom test results were received by the Department of Health. A person can be tested by more than one laboratory and can have both positive and negative results. **Therefore, the sum of the numbers in each column will be larger than the total number of people tested.**

Reporting lab	Inconclusive	Negative	Positive	Percent positive	Total
CLEMENT J ZABLOCKI VAMC		2			2
Macon Valley Nursing and Rehabilitation Center		2			2
ALLSTATE HEALTH SERVICES, INC		2			2
MINUTE CLINIC DIAGNOSTICS OF IN, LLC #6252		2			2
ST JOSEPH'S HOSPITAL INC			2	100%	2
ONTARIO COUNTY PUBLIC HEALTH		2			2
First Care Living Center/Essentia Health			2	100%	2
Kroger 596 - The Little Clinic Brentwood		2			2
Garden Care Center		2			2
MY PHARMACY			2	100%	2
Walgreens #19019		2			2
CVS MA1094POCT GREENFIELD		2			2
RAINY LAKE MEDICAL CENTER			2	100%	2
C A R E S OXFORD		1	1	50%	2
MIDLAND MEMORIAL HOSPITAL			2	100%	2
BROOKDALE PALM BEACH GARDENS			2	100%	2
WEST BOCA MEDICAL CENTER			2	100%	2
DALLAS VA MEDICAL CENTER - VA NORTH TEXAS HEALTH CARE SYSTEM			2	100%	2
ARLINGTON DIALYSIS CENTER LLC		2			2
METHODIST SPECIALTY CARE CENTER		2			2
PALM BAY COMMUNITY OUTPATIENT CLINIC		2			2
CRESTVIEW CLINICAL LABORATORY			2	100%	2
CLINICAL REFERENCE LABORATORY, INC		2			2
APPLECARE VALDOSTA			2	100%	2
ROUTE 16 PHARMACY LLC DBA HOLLAND PHAR		2			2
The Grand Rehabilitation & Nursing Utica		2			2
SAWGRASS PEDIATRIC PARTNERS LLC			2	100%	2
ROYAL OAK MEDICAL CENTER LLC DBA CHARACTER FAMILY			2	100%	2
EXPRESS CARE OF LEESBURG			2	100%	2
ST VINCENT'S AMBULATORY CARE INC			2	100%	2
CVS IN8639POCT TERRE HAUTE		2			2
NORTH DAKOTA VETERANS HOME		2			2
BAPTIST HOSPITAL INTERNAL MEDICINE GULF BREEZE			2	100%	2
FLORIDA MEDICAL CLINIC IM LUTz			2	100%	2
CITRUS PARK			2	100%	2
MY INSTADOC - HOWELL URGENT CARE		2			2
Mountainview Nursing Home		2			2
LEXINGTON PLACE			2	100%	2
ASSOCIATES IN UROGYNECOLOGY MD LLC		2			2
SIOUX FALLS STORM		2			2
Kroger 853 - The Little Clinic East Broad Street		2			2
PRECISION CLINICAL RESEARCH			2	100%	2
OAKBRIDGE TERRACE AT SAE			2	100%	2
WISCONSIN STATE LABORATORY OF HYGIENE		1	1	50%	2
Walgreens #7156			2	100%	2
CHIPLEY DIALYSIS			2	100%	2
PRONTO URGENT CARE			2	100%	2

COVID-19: testing by laboratory

Data through May 9, 2021 verified as of May 10, 2021 at 09:25 AM

Data in this report are provisional and subject to change.

The numbers in the table below represent the number of Florida and non-Florida residents for whom test results were received by the Department of Health. A person can be tested by more than one laboratory and can have both positive and negative results. **Therefore, the sum of the numbers in each column will be larger than the total number of people tested.**

Reporting lab	Inconclusive	Negative	Positive	Percent positive	Total
FL DEPT OF HEALTH MARION COUNTY MOBILE HEALTH UNIT			2	100%	2
ELMHURST MEMORIAL HOSPITAL			2	100%	2
COMPLETE HEALTH MEDICAL CENTER			2	100%	2
ST JOHNS EPISCOPAL HOSPITAL SOUTH SHORE		1	1	50%	2
MEDEXPRESS URGENT CARE - LINCOLN		2			2
LOUIS A JOHNSON VAMC		2			2
HEALTH NETWORK			2	100%	2
LAB CORP OF AMER SAN DIEGO			2	100%	2
DRR JMC URGENT CARE DONALD ROSS			2	100%	2
VISITING PHYSICIANS OF THE TREASURE COAST LLC			2	100%	2
Good Samaritan Society Waukon		2			2
SPARTANBURG REGIONAL MEDICAL CENTER			2	100%	2
WELLSTREET - PONCE DE LEON		2			2
PIEDMONT ATHENS REGIONAL HOSPITAL LAB			2	100%	2
MEDEXPRESS URGENT CARE, MOSSIDE		2			2
Virginia Gay Nursing and Rehab		2			2
CVS AZ7855POCT TUCSON		1	1	50%	2
IMA MEDICAL CENTER OF WEST TAMPA		1	1	50%	2
PATIENT FIRST MEDICAL CENTER-CARYTOWN			2	100%	2
MEASE MANOR MEMORY CARE		2			2
Luther Acres Manor		2			2
LARKIN COMMUNITY HOSPITAL PALM SPRINGS CAMPUS		1	1	50%	2
MANASOTA PEDIATRICS			2	100%	2
Pinnacle Assisted Living			2	100%	2
NOVA SOUTHEASTERN UNIVERSITY - STUDENT MEDICAL CTR			2	100%	2
CRUC CMCH-COVID-19		2			2
University Center East			2	100%	2
YOUTH AND YOU, INC		2			2
THE HOSPITAL OF PROVIDENCE EMERGENCY ROOM			2	100%	2
Jacob's Creek Nursing and Rehabilitation Center		2			2
Alden Des Plaines			2	100%	2
MINUTECLINIC DIAG OF IND, LLC #4368		2			2
Tuscola County Medical Care Community		2			2
FLORIDA KEYS PED & ADOLES CTR			2	100%	2
Cottage of the Shoals		2			2
MEDPOST - NORTH DALLAS			2	100%	2
NEW YORK CITY CENTRAL COVID			2	100%	2
SUMMERFIELD RETIREMENT LIVING, INC			2	100%	2
Beth Sholom Home of Eastern Virginia		1	1	50%	2
BRADENTON DIALYSIS			2	100%	2
Absolut Care at Three Rivers		2			2
LAB PLUS, LLC			2	100%	2
MILLERSVILLE UNIVERSITY HEALTH SERVICE		2			2
COOL KIDZ PEDIATRICS			2	100%	2
BAYLOR SCOTT & WHITE COMPREHENSIVE WOUND			2	100%	2
ADVENT HEALTH - OWASA			2	100%	2
WHITESANDS OUTPATIENT TREATMENT		2			2

COVID-19: testing by laboratory

Data through May 9, 2021 verified as of May 10, 2021 at 09:25 AM

Data in this report are provisional and subject to change.

The numbers in the table below represent the number of Florida and non-Florida residents for whom test results were received by the Department of Health. A person can be tested by more than one laboratory and can have both positive and negative results. **Therefore, the sum of the numbers in each column will be larger than the total number of people tested.**

Reporting lab	Inconclusive	Negative	Positive	Percent positive	Total
Kroger 667 - The Little Clinic Litchfield Park		2			2
Bethany Manor		2			2
FLAGLER HOME CARE			2	100%	2
GALEN BAYLOR EXTENSION		2			2
SOWAL HEALTH & DRUG			2	100%	2
RENFREW CENTERS INC		2			2
CHRISTIAN REST HOME ASSOC		2			2
Iowa Veterans Home		2			2
FALCON HEALTH CENTER			2	100%	2
MATHER HOSPITAL			2	100%	2
Edinboro Manor		2			2
TULANE MEDICAL CENTER			2	100%	2
PUBLIX PHARMACY #1092		2			2
CSS- TWELVE OAKS			2	100%	2
MEDEXPRESS URGENT CARE - ST CLAIR, CLOVER DR.		1	1	50%	2
Bedford Care Center of Hattiesburg		2			2
Kroger 400 - The Little Clinic Hartley Bridge Rd		1	1	50%	2
RHODE ISLAND DEPARTMENT OF HEALTH LABORATORIES			2	100%	2
Great Lakes Health Center			2	100%	2
Waycross Health and Rehabilitation		2			2
RAPID MEDLAB (002MO)		2			2
MELBOURNE URGENT CARE			2	100%	2
CVS NC2297335CV GREENSBORO		2			2
DNA DIAGNOSTICS CENTER		2			2
SOUTH TAMPA AFTER HOURS CLINIC			2	100%	2
VA Greater LA HCS-Santa Maria OPC			2	100%	2
SOUTHEASTERN INSTITUTE OF RESTORATIVE MEDICINE		1	1	50%	2
Holiday Retirement Home			2	100%	2
LINIL VISITING NURSES, INC		2			2
UPSON REGIONAL MEDICAL CENTER		1	1	50%	2
UTMB PATHOLOGY CLINICAL SERVICES LABORATORY			2	100%	2
Henry County Health and Rehabilitation		2			2
MOBILE HEALTH LABS LLC			2	100%	2
CVS OH4327POCT PAINESVILLE		2			2
VOLUNTEERS OF AMERICA OF FLORIDA			2	100%	2
MARTINSBURG VAMC		2			2
Kroger 409 - The Little Clinic Hebron Marketplace		1	1	50%	2
ORCHARD LABORATORIES			2	100%	2
TEXAS HEALTH CARE			2	100%	2
SPRING VALLEY HOSPITAL MEDICAL CENTER			2	100%	2
CORNELIA REDDY URGENT CARE		2			2
WALGREENS #13605		2			2
SIGNATURE CARE LEWISVILLE-EMERGENCY CENTER		1	1	50%	2
MIAMI DADE MEDICAL RESEARCH INSTITUTE			2	100%	2
ADVENT HEALTH CENTRAL TEXAS		1	1	50%	2
MAJESTIC GUARDIANS			2	100%	2
REHOBOTH MCKINLEY CHRISTIAN HOSPITAL		2			2

COVID-19: testing by laboratory

Data through May 9, 2021 verified as of May 10, 2021 at 09:25 AM

Data in this report are provisional and subject to change.

The numbers in the table below represent the number of Florida and non-Florida residents for whom test results were received by the Department of Health. A person can be tested by more than one laboratory and can have both positive and negative results. **Therefore, the sum of the numbers in each column will be larger than the total number of people tested.**

Reporting lab	Inconclusive	Negative	Positive	Percent positive	Total
FRESENIUS KIDNEY CARE SOUTH ST PETERSBURG			2	100%	2
INNOVATIVE CARE II LLC			2	100%	2
BAPTIST HEALTH PRIMARY CARE AT DORAL			2	100%	2
SHEPHERD CENTER CLINICAL LABORATORY		2			2
CALIFORNIA DEPARTMENT OF PUBLIC HEALTH BRANCH LABORATORY			2	100%	2
REELFOOT FAMILY WALK IN CLINIC - TIPT		2			2
MOBILE MEDICAL UNIT- SAINT JOSEPH REG		2			2
WURLAND NURSING AND REHABILITATION, L		2			2
INN AT LAPOSADA,THE			2	100%	2
CVS NV5942POCT LAS VEGAS		2			2
JUPITER PEDIATRIC ASSOCIATES, PA		1	1	50%	2
HARTFORD HEALTH CARE & REHABILITATION			2	100%	2
Douglas County Health Center		2			2
Durham VAMC		2			2
COLONIAL VILLA GOOD SAMARITAN CENTER		2			2
JULIE STAATS DO		2			2
WillowBrooke Court at Southampton Estates		2			2
MD NOW URGENT CARE CENTER INC.			2	100%	2
ManorCare Rehab Center of Marietta		2			2
OUR LADY OF THE LAKE REGIONAL MEDICAL CENTER			2	100%	2
The Suites at Western Home Communities		2			2
SENECA HEALTH CARE CENTER		2			2
ADVENTHEALTH IMAGING PARTIN SETTLEMENT			2	100%	2
IMMEDIATE CARE MEDICAL CENTER			2	100%	2
ASHLEY PEDIATRICS			2	100%	2
MIDWAY SPECIALTY CARE CENTER INC		2			2
MORRISTOWN MEMORIAL HOSPITAL		2			2
STEWART ST ELIZABETH MEDICAL CENTER			2	100%	2
BOND COMMUNITY HEALTH CENTER			2	100%	2
NLC LABS			2	100%	2
CALIFORNIA DIVISION OF COMMUNICABLE DISEASE CONTROL			2	100%	2
Dexter Health Care		2			2
GOOD PEDIATRICS			2	100%	2
CVS M05724POCT KANSAS CITY		2			2
Fairhaven Retirement Community		2			2
SYMPHONY OF BUFFALO GROVE		2			2
KEATING SPORTS CENTER		2			2
MINERS COLFAX MEDICAL CENTER		2			2
ATVIVO LLC		2			2
METROHEALTH SYSTEM			2	100%	2
WEST COAST PEDIATRICS			2	100%	2
DUKE UNIVERSITY POINT OF CARE TESTING PROGRAM			2	100%	2
PROFESSIONAL DIALYSIS CENTER			2	100%	2
WALGREENS #06583		2			2
Eugene J. Towbin Healthcare Center		2			2
Walgreens #12427		1	1	50%	2
PHOEBE BERKS HEALTH CARE CENTER		2			2

COVID-19: testing by laboratory

Data through May 9, 2021 verified as of May 10, 2021 at 09:25 AM

Data in this report are provisional and subject to change.

The numbers in the table below represent the number of Florida and non-Florida residents for whom test results were received by the Department of Health. A person can be tested by more than one laboratory and can have both positive and negative results. **Therefore, the sum of the numbers in each column will be larger than the total number of people tested.**

Reporting lab	Inconclusive	Negative	Positive	Percent positive	Total
PRIMARY HEALTH CARE ASSOCIATES INC			2	100%	2
Greystone Nursing and Rehab, LLC			2	100%	2
HPH HOME CARE		1	1	50%	2
FLORIDA CLINICAL LABORATORY INC			2	100%	2
SOUTHERN TENNESSEE MEDICAL CENTER			2	100%	2
CONCENTRA - PLANT CITY		2			2
Fairview		1	1	50%	2
BUFFALO CROSSINGS HEALTHCARE AND REHABILITATION CENTER			2	100%	2
VAULT MEDICAL SERVICES		1	1	50%	2
COX HEALTH SOUTH LAB		1	1	50%	2
FALMOUTH HOSPITAL		1	1	50%	2
CROSSTOWN PHARMACY		2			2
CHILDREN'S MEDICAL CENTER-EAST ORLANDO			2	100%	2
CHI MEMORIAL PRIMARY CARE ASSOCIATES-A		2			2
Warren Center for Rehabilitation and Nursing		2			2
TRINITAS REGIONAL MEDICAL CENTER		1	1	50%	2
MONICE DR.			2	100%	2
NEW YORK CITY DEPARTMENT OF HEALTH			2	100%	2
ROCKEFELLER UNIVERSITY CLINICAL GENOMICS LABORATOR		2			2
NORTHSIDE FAMILY MEDICINE AND URGENT CARE (CUMMING)		2			2
PRESTIGE EMERGENCY ROOM LLC			2	100%	2
STUDENT HEALTH SERVICES			2	100%	2
WATERS PEDIATRIC CENTER			2	100%	2
Kroger 777 - The Little Clinic Shelbyville		1	1	50%	2
Kroger 477 - The Little Clinic Fort Mitchell		2			2
MEDEXPRESS URGENT CARE - MARTINSVILLE		2			2
Aurora CBOC			2	100%	2
MIDWAY PRIMARY CARE LLC		2			2
Mount Olivet Careview Home		2			2
KANSAS CITY VA MEDICAL CENTER			2	100%	2
ST. VINCENT HOSPITAL			2	100%	2
FLAGLER PROFESSIONAL HEALTH CAE SERVICES INC		2			2
RIVIERA BEACH INTEGRATED CARE INC			2	100%	2
CareATC - Enovation Controls			2	100%	2
DEPT OF HEALTH			2	100%	2
FKC AMELIA ISLAND DIALYSIS			2	100%	2
PUBLIX PHARMACY #1387		2			2
FAST TEST NOW		2			2
BOYKIN		2			2
HEAD 2 TOE PEDIATRICS, PLLC		1	1	50%	2
MEDEXPRESS URGENT CARE - OMAHA N 72 ST		2			2
Kroger 619 - The Little Clinic Hendersonville Indian Lake		2			2
GULF COAST MEDICAL CENTER RESPIRATORY CARE			2	100%	2
OAKMONT WEST- GREENVILLE SC		2			2
MINUTECLINIC DIAGNOSTIC PA #7110		2			2
MEMORIAL HOSPITAL OF CARBONDALE			2	100%	2
CLEAR LAKE REGIONAL MEDICAL CENTER			2	100%	2

COVID-19: testing by laboratory

Data through May 9, 2021 verified as of May 10, 2021 at 09:25 AM

Data in this report are provisional and subject to change.

The numbers in the table below represent the number of Florida and non-Florida residents for whom test results were received by the Department of Health. A person can be tested by more than one laboratory and can have both positive and negative results. **Therefore, the sum of the numbers in each column will be larger than the total number of people tested.**

Reporting lab	Inconclusive	Negative	Positive	Percent positive	Total
HIGHLAND PARK LAKEWOOD PRESTON HOLLOW			2	100%	2
ABSOLUTE QUICK CARE		1	1	50%	2
SUDARSAN KAMISSETTY MD PA			2	100%	2
SMITH NORTHVIEW HOSPITAL LAB			2	100%	2
BAYCARE LABORATORIES			2	100%	2
PUBLIC HEALTH LABORATORY	1		1	50%	2
BIRMINGHAM INTERNAL MEDICINE ASSOCIATE		1	1	50%	2
MAINE CENTER FOR DISEASE CONTROL AND PREVENTION			2	100%	2
FLORIDA MEDICAL CENTER OF CLEARWATER		2			2
LEESBURG DIALYSIS CENTER		1	1	50%	2
RIDGEFIELD PEDIATRIC ASSOCIATES		2			2
BOCA RATON REGIONAL HOSPITAL INC			2	100%	2
MEDEXPRESS URGENT CARE-MT PLEASANT		1	1	50%	2
Errera Community Care Center		2			2
UPS			2	100%	2
New Jersey Aim At Smg		2			2
CVS NE5863POCT OMAHA		1	1	50%	2
ABRAKIDABRA PEDIATRIC CLINIC LLC			2	100%	2
HAMILTON CHD		2			2
GOPATH LABORATORIES			2	100%	2
MEDICAL ASSOCIATES OF BREVARD DR S VYAS			2	100%	2
HAPPY KIDZ PEDIATRICS PL		1	1	50%	2
FLORIDA MEDICAL CLINIC CARDIOLOGY-ZH			2	100%	2
NAVAL BRANCH MEDICAL CLINIC			2	100%	2
CVS SC7567POCT BOILING SPRINGS		1	1	50%	2
THE WINDSOR ORTEGA		2			2
BAYLOR COLLEGE OF MEDICINE			2	100%	2
TENNESSEE DEPARTMENT OF HEALTH (TDH) - REGIONAL LABORATORY			2	100%	2
CARELINE PHARMACY AND HEALTHCARE SERVICES		1	1	50%	2
CVS AZ9273POCT TUCSON			2	100%	2
PROSPECT URGENT CARE			2	100%	2
NEIGHBORCARE PHARMACY SERVICES		2			2
TMH PHYSICIAN PARTNERS PERRY		2			2
Elba Nursing and Rehabilitation Center, LLC		2			2
EXCEPTIONAL EMERGENCY CENTER - AMARILLO			2	100%	2
WELL-KEY URGENT CARE SEVIERVILLE			2	100%	2
CHOTA COMMUNITY HEALTH SERVICES		1	1	50%	2
VANAYER HEALTHCARE AND REHAB CENTER		2			2
UNIVERSITY OF TEXAS AT EL PASO, THE			2	100%	2
AMERICAN MEDICAL LABORATORIES			2	100%	2
VA Central California HCS		2			2
MID AMERICA CLINICAL LABS			2	100%	2
POMONA VALLEY COMMUNITY HOSPITAL			2	100%	2
PRIMARY CARE SERVICES AT EDGEWATER		2			2
RICHICHI FAMILY HEALTH			2	100%	2
WELLSTREET SMYNA URGENT CARE		2			2
Mayaguez Outpatient Clinic		2			2

COVID-19: testing by laboratory

Data through May 9, 2021 verified as of May 10, 2021 at 09:25 AM

Data in this report are provisional and subject to change.

The numbers in the table below represent the number of Florida and non-Florida residents for whom test results were received by the Department of Health. A person can be tested by more than one laboratory and can have both positive and negative results. **Therefore, the sum of the numbers in each column will be larger than the total number of people tested.**

Reporting lab	Inconclusive	Negative	Positive	Percent positive	Total
DELAWARE DIVISION OF PUBLIC HEALTH			2	100%	2
Kroger 550 - The Little Clinic Bellevue		2			2
SOUTH HILLSBOROUGH CBOC			2	100%	2
Brown Memorial Home		2			2
DJ Jacobetti Home for Veterans		2			2
COUNTRY COTTAGE		2			2
WEST FLORIDA MEDICAL ASSOCIATES			2	100%	2
WELL HEALTH LABS			2	100%	2
OAKS AT AVON,THE		2			2
MINUTECLINIC DIAG OF IND, LLC #6250		2			2
INTERNAL MEDICINE ASSOCIATES-DUNELLON			2	100%	2
NEW BRIDGE MEDICAL CENTER		2			2
PORTAGE MEDICAL CENTER			2	100%	2
LACORP		1	1	50%	2
TEQUESTA FAMILY MEDICAL CENTER LLC			2	100%	2
MERCY CONVENIENT CARE			2	100%	2
TWELVE OAKS RECOVERY CENTER			2	100%	2
SUNNYSIDE MANOR		2			2
WyndRidge Health & Rehabilitation		2			2
ATLANTIC DIAGNOSTICS			2	100%	2
CVS NC2559POCT CHARLOTTE		2			2
MEDEXPRESS URGENT CARE - LINCOLN N 26T		2			2
URGENT CARE AND SURGERY CENTER			2	100%	2
ROCKWALL URGENT CARE			2	100%	2
GOSHEN HOSPITAL			2	100%	2
BAYMEADOWS PRIMARY CARE		2			2
PALM CITY NURSING AND REHAB CENTER			2	100%	2
GOSHEN MEDICAL CENTER			2	100%	2
MINUTECLINIC DIAGNOSTICS OF OKLAHOMA		2			2
IN & OUT URGENT CARE METAIRIE			2	100%	2
PALOS COMMUNITY HOSPITAL LABORATORY			2	100%	2
WAYNE MEMORIAL HOSPITAL		2			2
SYNEOS HEALTH			2	100%	2
Kroger 519 - The Little Clinic Georgesville Square		2			2
ENCOMPASS HEALTH HOME HEALTH		1	1	50%	2
CHARLOTTE COUNTY HEALTH DEPARTMENT			2	100%	2
TGH Brandon Healthplex Laboratory			2	100%	2
RAPID URGENT CARE - ALBANY			2	100%	2
HOUSTON HEALTH DEPARTMENT - BUREAU OF LABORATORY SERVICES			2	100%	2
CVS IN6559POCT AVON		2			2
AGILE URGENT CARE			2	100%	2
NYUMC CLINICAL LABORATORIES			2	100%	2
ADVANCED FOOT AND ANKLE OF INDIAN RIVER		2			2
Manorcare Health Services - Williamsport South		2			2
SALEM VAMC		2			2
FORT MYERS NORTH DIALYSIS		1	1	50%	2
GOLISANO PEDIATRICS PORT CHARLOTTE HARBOR		2			2

COVID-19: testing by laboratory

Data through May 9, 2021 verified as of May 10, 2021 at 09:25 AM

Data in this report are provisional and subject to change.

The numbers in the table below represent the number of Florida and non-Florida residents for whom test results were received by the Department of Health. A person can be tested by more than one laboratory and can have both positive and negative results. **Therefore, the sum of the numbers in each column will be larger than the total number of people tested.**

Reporting lab	Inconclusive	Negative	Positive	Percent positive	Total
PRIMACARE MEDICAL LAKEWOOD			2	100%	2
LABCORP OF AMERICA HOLDINGS		1	1	50%	2
MEMORIAL SLOAN KETTERING CANCER CENTER		1	1	50%	2
INTEGRITY CLINICAL RESEARCH CENTER INC		1	1	50%	2
SPRING HILL REGIONAL HOSPITAL			2	100%	2
LIFESPRING COMMUNITY HEALTH		2			2
ADVANTA ANALYTICAL LABORATORIES			2	100%	2
PULMONARY MEDICINE		2			2
Eagle Health and Rehabilitation		2			2
GPI MEDICAL CENTER, INC			2	100%	2
PALM WEST INTERNIST PA			2	100%	2
BAYSHORE MEDICAL CENTER			2	100%	2
MEDEXPRESS URGENT CARE, MILLCREEK		2			2
MEDSTAR HEALTH URGENT CARE			2	100%	2
AMERICAN MOLECULAR LABORATORIES			2	100%	2
COVANCE			2	100%	2
APPLING NURSING & REHABILITATION PAVIL		2			2
UHEALTH CARDIOLOGY			2	100%	2
SPECTRA EAST INC		1	1	50%	2
OELWEIN HEALTH CARE CENTER		2			2
Iron County Medical Care Facility		2			2
FLORIDA DEPARTMENT OF HEALTH IN CITRUS COUNTY		2			2
BERGEN COUNTY SURGICAL AND ENDOSCOPY CENTER		2			2
BAPTIST HEALTHCARE - LAKEVIEW CENTER INC		2			2
SENDER RETREAT ADULT DAY CARE CENTERS			2	100%	2
SIMMONS			2	100%	2
JRS LABORATORY			2	100%	2
ARCADIA DIALYSIS CENTER			2	100%	2
PHYSICIANS PREMIER			2	100%	2
SUMMIT URGENT CARE - MARIETTA		2			2
LAKE SUCCESS EXTENDED CARE		2			2
LAREDO EMERGENCY ROOM			2	100%	2
CVS MD1490POCT GAITHERSBURG		2			2
ROYAL CARE MEDICAL CENTER			2	100%	2
WEAKLEY COUNTY REHAB AND NURSING CENTER		2			2
CLEVELAND CLINIC IMAGING			2	100%	2
SIMPLY HEALTHCARE AND WELLNESS CLINIC, PC			2	100%	2
FLORIDA PRIMARY CARE CENTER PA		2			2
SUNBRIDGE CARE & REHAB FOR DECATUR		2			2
DURAND SENIOR CARE & REHAB CENTER		2			2
Camellia Gardens		2			2
JOHN D. ARCHBOLD MEM. HOSPITAL			2	100%	2
NEMOURS CHILDREN'S PRIMARY CARE OF VERO BEACH			2	100%	2
NATIONWIDE LABORATORY SERVICES		1	1	50%	2
EXPRESS CARE OF THE SHOALS		1	1	50%	2
THOMASVILLE REGIONAL MEDICAL CENTER		2			2
CVS TN5694POCT SODDY DAISY		2			2

COVID-19: testing by laboratory

Data through May 9, 2021 verified as of May 10, 2021 at 09:25 AM

Data in this report are provisional and subject to change.

The numbers in the table below represent the number of Florida and non-Florida residents for whom test results were received by the Department of Health. A person can be tested by more than one laboratory and can have both positive and negative results. **Therefore, the sum of the numbers in each column will be larger than the total number of people tested.**

Reporting lab	Inconclusive	Negative	Positive	Percent positive	Total
Kroger 739 - The Little Clinic La Grange Road		2			2
BIONIC TECHNOLOGIES CORPORATION			2	100%	2
STARR COUNTY MEMORIAL HOSPITAL			2	100%	2
GRANDVIEW COLLEGE STUDENT HEALTH CENTE		2			2
DELAWARE VETERANS HOME		2			2
CHESTERFIELD HEALTHCARE GROUP, INC		2			2
ELITE MEDICAL LABORATORY SOLUTIONS LLC			2	100%	2
PALMS OF FT MYERS,THE			2	100%	2
CVS TX7603POCT SAGINAW		2			2
STARR CITY OF ROMA COMMUNITY CENTER			2	100%	2
ASCENSION ST VINCENT'S RIVERSIDE			2	100%	2
GET WELL EXPRESS URGENT CARE & WALK-IN CLINIC			2	100%	2
ESCANDON DIAGNOSTIC CLINIC			2	100%	2
PARKRIDGE MEDICAL CENTER			2	100%	2
LIFETIME FAMILY URGENT CARE			2	100%	2
MEDEXPRESS URGENT CARE - WOODBURY			2	100%	2
Cortland Acres Association		2			2
PUBLIX PHARMACY #1048		2			2
MAWD PATHOLOGY GROUP			2	100%	2
UWMC MONTLAKE DEPT OF LAB MED			2	100%	2
WALGREENS - 10856		2			2
GILA REGIONAL MEDICAL CENTER		2			2
ROYAL PALM PEDIATRICS			2	100%	2
NOSE AND SINUS INSTITUTE OF BOCA RATON		1	1	50%	2
Delaware Court Healthcare Center		2			2
ST ANTHONY'S PINELLAS CARE CLINIC			2	100%	2
MAYO CLINIC GROUP PRACTICE LABORATORY			2	100%	2
VA Boston HCS-West Roxbury Division		1	1	50%	2
JACKSON LABORATORY OF GENOMIC MEDICINE		2			2
MEDEXPRESS URGENT CARE - SPRINGDALE, S 40TH STREET		2			2
OHSU LABORATORY SERVICES		2			2
ATLAS GENOMICS			2	100%	2
GOUVERNEUR HOSPITAL LABORATORY		2			2
UNIVERSITY OF MISSOURI HEALTH CARE			2	100%	2
BLUEWATER TOXICOLOGY			2	100%	2
Covington Care Nursing and Rehabilitation		2			2
CROSSROADS			2	100%	2
The Laurels of Hendersonville		2			2
CAREWELL JW - WORCESTER LNC			2	100%	2
MEDEXPRESS URGENT CARE - BROOKHAVEN		2			2
GIGI WOOD DAVIS DO-FAMILY MEDICINE		2			2
Lake Charles Healthcare LLC dba Landmark Lake Charles			2	100%	2
CATHOLIC HEALTH LABORATORY SERVICES		2			2
NEMOURS CHILDRENS HORIZON WEST			2	100%	2
DIVERSE MEDICAL CARE LLC			2	100%	2
NORTH MCALLEN PEDIATRIC CENTER			2	100%	2
CAPE FEAR VALLEY MEDICAL CENTER			2	100%	2

COVID-19: testing by laboratory

Data through May 9, 2021 verified as of May 10, 2021 at 09:25 AM

Data in this report are provisional and subject to change.

The numbers in the table below represent the number of Florida and non-Florida residents for whom test results were received by the Department of Health. A person can be tested by more than one laboratory and can have both positive and negative results. **Therefore, the sum of the numbers in each column will be larger than the total number of people tested.**

Reporting lab	Inconclusive	Negative	Positive	Percent positive	Total
RIVER CITY MEDICAL ASSOCIATES, INC			2	100%	2
CAROLINAS HEALTHCARE SYSTEM LAB			2	100%	2
CVS MA1875POCT ASHLAND		1	1	50%	2
BAPTIST HEALTH LEXINGTON			2	100%	2
GULFCOAST JEWISH FAMILY			2	100%	2
UNITED MEMORIAL MEDICAL CENTER			2	100%	2
Kroger 426 - The Little Clinic Suwanee		2			2
LAS PALMAS MEDICAL CENTER			2	100%	2
FAST AID URGENT CARE			2	100%	2
MEDERI CARETENDERS		1	1	50%	2
FLORIDA SOUTHERN COLLEGE		1	1	50%	2
DUBOIS CONTINUUM OF CARE COMMUNITY INC		2			2
MISSION HOSPITAL REGIONAL MEDICAL CENTER			2	100%	2
MCLAREN REGIONAL MEDICAL CENTER			2	100%	2
TLC MEDICAL			2	100%	2
SELECT MEDICAL CLINIC			2	100%	2
Parkview Care and Rehabilitation Center		2			2
MAIN STREET MEDICAL CENTERS		2			2
CDPH K-12 SCHOOL LABORATORIES (HILLSBOROUGH CITY SCHOOL DISTRICT)			2	100%	2
PALMETTO FAMILY HEALTH CENTER			2	100%	2
441 URGENT CARE-MULBERRY			2	100%	2
Cedar Valley Nursing & Rehab Center		2			2
WALGREENS AGUADILLA (ST 177)		2			2
VIBRA HEALTH LABORATORY			2	100%	2
ARCPPOINTLABS OF VIRGINIA BEACH		1	1	50%	2
JFK MEDICAL CENTER LABORATORY DEPT		2			2
Kroger 407 - The Little Clinic Lexington		1	1	50%	2
JOHNSON CITY MEDICAL CENTER		1	1	50%	2
GREEN POINT RX INC DBA ALTRU CHEMISTS		2			2
Providence of Sparta Health and Rehabilitation		2			2
EASTLAKE MEDICAL CENTER		2			2
PT&J REHAB LLC		1	1	50%	2
MEMORIAL HEALTH SYSTEM		1	1	50%	2
CVS CA8882POCT SAN CLEMENTE		2			2
NORTHWEST MEDICAL CENTER LABORATORY		2			2
PEACE RIVER CENTER CRISIS STABILIZATION UNIT		1	1	50%	2
CVS TX3702POCT KATY		2			2
DAYTONA BEACH CENTRA CARE			2	100%	2
HEALTH & REHAB CTR AT DOLPHINS VIEW, THE			2	100%	2
COBLESKILL REGIONAL HOSPITAL		2			2
Beecher Manor Nursing and Rehabilitation Center		2			2
UT PATH			2	100%	2
SOUTHEAST GEORGIA HEALTH SYSTEM			2	100%	2
ABILITY DIAGNOSTICS LLC			2	100%	2
BAYCARE OUTREACH LAB WH SOUTH			2	100%	2
VA Healthcare Center- Newburg		1	1	50%	2
WEST FLORIDA MEDICAL ASSOCIATES, PA			2	100%	2

COVID-19: testing by laboratory

Data through May 9, 2021 verified as of May 10, 2021 at 09:25 AM

Data in this report are provisional and subject to change.

The numbers in the table below represent the number of Florida and non-Florida residents for whom test results were received by the Department of Health. A person can be tested by more than one laboratory and can have both positive and negative results. **Therefore, the sum of the numbers in each column will be larger than the total number of people tested.**

Reporting lab	Inconclusive	Negative	Positive	Percent positive	Total
PATIENT FIRST-BATTLEFIELD			2	100%	2
CONWAY MEDICAL CENTER			2	100%	2
GASTROENTEROLOGY ASSOCIATES			2	100%	2
AHSC ADVENTHEALTH WELL 65 PLUS		2			2
AEGIS MEDICAL GROUP LLC			2	100%	2
ASPIRUS RIVERVIEW HOSPITAL & CLINICS INC		1	1	50%	2
DUKE HEALTH REGIONAL HOSPITAL			2	100%	2
HAILE MEDICAL GROUP PA		2			2
WARE EXPRESS CARE			2	100%	2
VALLEY MEDICAL LABORATORY			2	100%	2
NORTH MANATEE HEALTH CARE CENTER			2	100%	2
ULTIMATE KIDNEY CARE			2	100%	2
AUSTIN REGIONAL CLINIC MICROBIOLOGY LAB			2	100%	2
ORLANDO HEALTH MEDICAL GROUP		1	1	50%	2
UNM SANDOVAL REGIONAL MEDICAL CENTER		2			2
MOSAIC MEDICAL CENTER MARYVILLE			2	100%	2
LIBERTY HEALTH CENTER			2	100%	2
SUMMIT CLINICAL LABORATORIES LLC			2	100%	2
RIVERVIEW MEDICAL CLINIC		2			2
DALLAS MEDICAL CENTER			2	100%	2
ACCESS MEDICAL GROUP OF FLORIDA CITY			2	100%	2
SPECTRUM HEALTH			2	100%	2
CVS MA2600POCT WEYMOUTH		1	1	50%	2
VALUE DRUGS GREENLAWN INC		2			2
ABSOLUTE CAREGIVERS HOME HEALTH AGENCY INC			2	100%	2
INTERMOUNTAIN MEDICAL CENTER			2	100%	2
Life Care Center of Elyria		2			2
AHC PARIS		2			2
DIAGNOSTIC CLINIC MEDICAL GROUP INC		2			2
Sevierville Health and Rehabilitation		2			2
TSALI CARE CENTER		2			2
HELEN HAYES HOSPITAL LABORATORY		2			2
MED-LAKE LABORATORY, LLC			2	100%	2
DIGESTIVE DISEASE CARE PC		2			2
NORTH OKALOOSA PHYSICIAN GRP - WALK IN CLINIC			2	100%	2
WOODHILLS LABS			2	100%	2
CVS LA1116POCT BATON ROUGE		1	1	50%	2
DOWN HOME MEDICAL			2	100%	2
PEACEHEALTH CENTRAL		2			2
MEDICAL ARTS LABORATORY			2	100%	2
ERGENT MED SAINT SIMONS			2	100%	2
GOLDSTEIN			2	100%	2
FIRST CHOICE MEDICAL PC			2	100%	2
DEVLAB, LLC			2	100%	2
BLACKBAG DIGITAL HEALTH LLC		2			2
SCHEURER HOSPITAL		2			2
CVS NC6633POCT FAYETTEVILLE		2			2

COVID-19: testing by laboratory

Data through May 9, 2021 verified as of May 10, 2021 at 09:25 AM

Data in this report are provisional and subject to change.

The numbers in the table below represent the number of Florida and non-Florida residents for whom test results were received by the Department of Health. A person can be tested by more than one laboratory and can have both positive and negative results. **Therefore, the sum of the numbers in each column will be larger than the total number of people tested.**

Reporting lab	Inconclusive	Negative	Positive	Percent positive	Total
INSPIRIT SENIOR LIVING			2	100%	2
Harbert Hills Academy Nursing Home		2			2
STATE OF FLORIDA			2	100%	2
NORTH SHORE MEDICAL CENTER - SALEM HOSPITAL			2	100%	2
CENTRAL JERSEY URGENT CARE OF GREEN BR		2			2
PEACE RIVER MEDICAL CENTER		2			2
Kroger 672 - The Little Clinic Bill Kennedy & Glenwood		2			2
MIDDLEBURG PEDIATRICS			2	100%	2
BIOMAT USA			2	100%	2
SPRINGFIELD HOSPITAL LABORATORY			2	100%	2
BLANCHARD VALLEY HOSPITAL LABORATORY			2	100%	2
OSF ST JOSEPH MEDICAL CENTER			2	100%	2
HEARTLAND REGIONAL MEDICAL CENTER		1	1	50%	2
HEALTH PARTNERS REGIONAL HOSPITAL			2	100%	2
CVS IN6611POCT INDIANAPOLIS		1	1	50%	2
DOCTORS MEDICAL CTR OF WALTON COUNTY			2	100%	2
LP Marietta II, LLC		2			2
BRENTWOOD AT FORE RANCH			2	100%	2
NIAGARA APOTHECARY INC		2			2
CVS OH3306POCT AKRON		1	1	50%	2
INTEAM HEALTH, INC.			2	100%	2
COASTAL MEDICAL LAB			2	100%	2
SENTARA NORFOLK GENERAL HOSPITAL			2	100%	2
ANNE ARUNDEL MEDICAL CENTER			2	100%	2
PREVENTIVE HEALTH PARTNERS I L S C		2			2
MI Nursing Restorative Center		2			2
Parkridge Specialty Care		2			2
BUCKINGHAM PAVILION INC		2			2
URGENTMED PLANTATION			2	100%	2
GREEN RIVER MEDICAL CENTER			2	100%	2
Workmens Circle Multicare Center		2			2
Church Creek SNF			2	100%	2
IN AND OUT URGENT CARE			2	100%	2
WATERBURY HOSPITAL REFERENCE LAB			2	100%	2
VILLAGES HEALTH SYSTEM, LLC, THE			2	100%	2
MEDEXPRESS URGENT CARE - ROSS TOWNSHIP		2			2
Franklin D. Roosevelt VAMC		2			2
FLORIDA MEDICAL CLINIC, LLC			2	100%	2
POMERENE HOSPITAL			2	100%	2
THE FOUNTAIN AT BOCA CIEGA BAY		2			2
PALM MEDICAL CENTER - PLANT CITY		2			2
AYASS BIOSCIENCE LLC			2	100%	2
VAULT HEALTH			2	100%	2
ALBUQUERQUE - AMG SPECIALTY HOSPITAL		2			2
ADVOCATE SHERMAN HOSPITAL			2	100%	2
HOPE HEALTH & WELLNESS		2			2
Kroger 101 - The Little Clinic Hill Top		2			2

COVID-19: testing by laboratory

Data through May 9, 2021 verified as of May 10, 2021 at 09:25 AM

Data in this report are provisional and subject to change.

The numbers in the table below represent the number of Florida and non-Florida residents for whom test results were received by the Department of Health. A person can be tested by more than one laboratory and can have both positive and negative results. **Therefore, the sum of the numbers in each column will be larger than the total number of people tested.**

Reporting lab	Inconclusive	Negative	Positive	Percent positive	Total
Kroger 096 - The Little Clinic Orchard and Holly		2			2
CARENOW LENEXA			2	100%	2
THE EDGEWATER AND WATERMAN VILLAGE			2	100%	2
AUGUSTA HEALTH SKILLED CARE			2	100%	2
KEY WEST HMA PHYSICIAN MANAGEMENT, LLC			2	100%	2
AMEDISYS HOME HEALTH OF GREENVILLE			2	100%	2
WEST HOUSTON MEDICAL CENTER			2	100%	2
SCIENTIFIC LABORATORY COMPANY		2			2
Kroger 020 - The Little Clinic Wheat Ridge		2			2
MEDEXPRESS URGENT CARE -HOWELL US HWY		2			2
A PATTERN MEDICAL CLINIC		2			2
Kroger 647 - The Little Clinic Newnan Crossings		1	1	50%	2
UNIVERSITY HOSPITAL OF BROOKLYN		2			2
AZALEA HEALTH AND REHABILITATION		2			2
WARD MEMORIAL HOSPITAL		2			2
EXPERTUS LABORATORIES, INC.			2	100%	2
DMC UNIVERSITY LABORATORIES		1	1	50%	2
ATHENA CARE RESOURCES LLC		2			2
WILCOX MEDICAL CENTER-ALMA COLLEGE		2			2
CHNJ		2			2
Manorcare Health Services West Reading North		2			2
ADVENTHEALTH CENTRA CARE POINCIANA			2	100%	2
AFC PHYSICIANS OF FLORIDA, PA			2	100%	2
MILFORD REGIONAL HOSPITAL			2	100%	2
NEMOURS CHILDRENS PRIMARY CARE CLERMONT			2	100%	2
GREEN BAY BLIZZARD OFFICE		2			2
AMICUS MEDICAL CENTER LLC			2	100%	2
WillowBrooke Court at Westminster Village		2			2
CLEVELAND CLINIC FLORIDA LABORATORY			2	100%	2
TRUE HEALTH INC			2	100%	2
PTC LABORATORIES			2	100%	2
VA WNYHCS - Buffalo Division		1	1	50%	2
CVS AZ9277POCT TUCSON		2			2
Fox Subacute at Warrington		2			2
TRICORE REFERENCE LABORATORY		1	1	50%	2
Robert Cranfield			2	100%	2
ROBERTS WESLEYAN COLLEGE HEALTH CENTE		2			2
PHYSICIANS ASSOCIATES PA			2	100%	2
TALLAHASSEE MEMORIAL HEALTHCARE FAMILY MED RESIDENCY			2	100%	2
INA		1	1	50%	2
OUR LOVING HANDS COMPANION SERVICE LLC		2			2
MIDDLE TENN MENTAL HEALTH INSTITUTE		2			2
MOBILE COUNTY HEALTH DEPARTMENT		1	1	50%	2
ACCELERATED URGENT CARE		2			2
MEDEXPRESS URGENT CARE - SOUTH CHARLESTON		2			2
Manor At Perrysburg		2			2
STUART SURGERY CENTER, LLC			2	100%	2

COVID-19: testing by laboratory

Data through May 9, 2021 verified as of May 10, 2021 at 09:25 AM

Data in this report are provisional and subject to change.

The numbers in the table below represent the number of Florida and non-Florida residents for whom test results were received by the Department of Health. A person can be tested by more than one laboratory and can have both positive and negative results. **Therefore, the sum of the numbers in each column will be larger than the total number of people tested.**

Reporting lab	Inconclusive	Negative	Positive	Percent positive	Total
ABBEY DELRAY SOUTH IN FLORIDA			2	100%	2
DELAWARE DIAGNOSTICS LABS			2	100%	2
QUALITY URGENT CARE CENTER		1	1	50%	2
Guilford Health Care Center		2			2
Kroger 441 - The Little Clinic Middletown		2			2
WESTMINSTER SUNCOAST			2	100%	2
Green Mountain Nursing and Rehabilitation		2			2
Garden Isle Healthcare and Rehabilitation Center		2			2
TENNESSEE VALLEY HCS			2	100%	2
WELLNESS MEDICAL CLINIC			2	100%	2
BOSTON PUBLIC HEALTH COMMISSION			2	100%	2
BERNHARDT LABORATORIES INC			2	100%	2
ROPER HOSPITAL			2	100%	2
INTEGRATED REGIONAL LABS			2	100%	2
HOLY FAMILY MEDICAL CENTER		1	1	50%	2
METHODIST MANSFIELD MEDICAL CENTER			2	100%	2
A G RHODES HOME AT WESLEY WOODS		2			2
UNIVERSITY OF MIAMI SCCC RESEARCH LABORATORY			2	100%	2
PREMIER FAMILY CARE I, INC			2	100%	2
SHELBYVILLE HOSPITAL COMPANY		2			2
GRACE HEALTHCARE OF LAKE WALES		1	1	50%	2
DIAGNOSTIC AFFILIATES			2	100%	2
FEDERAL CORRECTIONAL INSTITUTION MARIANNA			2	100%	2
HEALTH GROUP CENTER INC			2	100%	2
NEMOURS CHILDREN'S PRIMARY CARE THE VILLAGES		2			2
HERITAGE CARE AND REHABILITATION CENTE		2			2
Robert J Dole VAMC		2			2
UW HOSPITAL AND CLINICS		1	1	50%	2
BELLIN HOSPITAL			2	100%	2
VA CBOC			2	100%	2
WALKONCLINIC			2	100%	2
CIRRUS DX			2	100%	2
Walgreens #9278		2			2
RABI SINHA, MD		2			2
EASTGENE LABORATORIES		2			2
GENETIC ASSAYS INC			2	100%	2
SHELL POINT HOME HEALTH			2	100%	2
MOORE CLINICAL RESEARCH INC			2	100%	2
ACCESS MEDICAL GROUP OF TAMPA II, INC		2			2
BAY CORRECTIONAL AND REHABILITATION FACILITY			2	100%	2
ALL CHILDRENS PEDIATRIC CLINIC			2	100%	2
FIRSTCHOICE FAMILY CARE, PLLC		2			2
RUST MEDICAL CENTER		2			2
MEDEXPRESS URGENT CARE - BENTON		2			2
MOUNT SINAI MEDICAL CENTER OF FLORIDA, INC			2	100%	2
DELRAY BEACH HEALTH CENTER			2	100%	2
Imboden Creek Living Center		2			2

COVID-19: testing by laboratory

Data through May 9, 2021 verified as of May 10, 2021 at 09:25 AM

Data in this report are provisional and subject to change.

The numbers in the table below represent the number of Florida and non-Florida residents for whom test results were received by the Department of Health. A person can be tested by more than one laboratory and can have both positive and negative results. **Therefore, the sum of the numbers in each column will be larger than the total number of people tested.**

Reporting lab	Inconclusive	Negative	Positive	Percent positive	Total
CORTLAND PARK REHABILITATION AND NURSING CENTER		1	1	50%	2
NORTHSIDE FAMILY MEDICINE AND URGENT CARE (EAST COBB)		2			2
CVS AZ5477POCT SURPRISE		2			2
EXPRESS PHARMACY INC		1	1	50%	2
CQUENTIA NGS, LLC			2	100%	2
SANTA ROSA COUNTY HEALTH DEPARTMENT			2	100%	2
WILLOWBROOKE CT AT LIMA ESTATES		2			2
EAST CENTRAL REGIONAL HOSPITAL GRACEWO		2			2
UNIVERSITY OF BALTIMORE WASHINGTON MEDICAL CENTER			2	100%	2
BFT LAB			2	100%	2
MAGNOLIA ADULT, LLC			2	100%	2
CPL LABS			2	100%	2
Kroger 130 - The Little Clinic Colorado Springs		2			2
UNIVERSITY OF MARYLAND PATHOLOGY ASSOCIATES			2	100%	2
Harris Hill Nursing Facility		2			2
PPD CLINICAL RESEARCH UNIT			2	100%	2
Jersey City Medical Center		2			2
Piney Grove Nursing and Rehabilitation Center		2			2
MCCALLIE SCHOOL-STUDENT HEALTH CENTER		2			2
WEST VIRGINIA LABORATORIES			2	100%	2
DESERT HOSPITAL/CPHU CLINICAL LABORATORY			2	100%	2
INTERNAL MEDICINE SPECIALISTS MEDICAL GROUP, PA		2			2
ON-SITE MEDICAL SOLUTIONS		2			2
Kingston of Miamisburg		2			2
METHODIST HEALTHCARE - MEMPHIS HOSP		2			2
HANOVER ENDOSCOPY CENTER		2			2
A+ URGENT/PRIMARY CARE			2	100%	2
RAPID MD			2	100%	2
LAKEVIEW HEALTH CARE SYSTEM LLC			2	100%	2
HOLSTON MEDICAL GROUP		2			2
KIVA AT MOUNT DORA			2	100%	2
EASTERN NEW MEXICO UNIVERSITY STUDENT		2			2
IRA FIALKO DO			2	100%	2
ADVANCED MEDICAL OF FLORIDA			2	100%	2
MAGNOLIA MANOR OF COLUMBUS		2			2
ALL PEDIATRIC CARE PA			2	100%	2
UNIVERSITY COMMUNITY HEALTH SERVICES		1	1	50%	2
HEALTHCARE AND REHAB OF SANFORD			1	100%	1
BROWNSVILLE ADULT AND PEDIATRIC CLINIC			1	100%	1
ECHCS - Jewell Clinic		1			1
TAMPA FAMILY HEALTH CENTERS			1	100%	1
LAMARQUE DIALYSIS			1	100%	1
CERMAK HEALTH SERVICES			1	100%	1
Maplewood of Cheshire County		1			1
VIRTUA HEALTH AND REHABILITATION		1			1
THE INTERNAL MEDICAL GROUP		1			1
NSPIRE HEALTHCARE PLANTATION			1	100%	1

COVID-19: testing by laboratory

Data through May 9, 2021 verified as of May 10, 2021 at 09:25 AM

Data in this report are provisional and subject to change.

The numbers in the table below represent the number of Florida and non-Florida residents for whom test results were received by the Department of Health. A person can be tested by more than one laboratory and can have both positive and negative results. **Therefore, the sum of the numbers in each column will be larger than the total number of people tested.**

Reporting lab	Inconclusive	Negative	Positive	Percent positive	Total
REGENTS PARK OF JACKSONVILLE			1	100%	1
ADVANCED RESEARCH AND DIAGNOSTIC LABORATORY UNIVERSITY OF MINNESOTA			1	100%	1
CVS NY2297002CV NEW YORK			1	100%	1
JACKSON GENERAL HOSPITAL			1	100%	1
Whispering Pines Nursing & Rehabilitation Center		1			1
DOYLESTOWN HOSPITAL			1	100%	1
VCU HEALTH SYSTEM AUTHORITY - MCV HOSPITALS			1	100%	1
Schenectady Center for Rehabilitation & Nursing		1			1
ST MARYS HEALTH CARE SYSTEM		1			1
HEBER VALLEY HOSPITAL			1	100%	1
ISSAM ALBANNA MD PA			1	100%	1
EAST TENNESSEE STATE UNIVERSITY		1			1
MERRILL GARDENS AT CHAMPIONSGATE			1	100%	1
MEDEXPRESS-DOVER		1			1
SANTA CLARA VALLEY MEDICAL CENTER			1	100%	1
BISHOP KEARNEY		1			1
TMH URGENT CARE CENTER			1	100%	1
HUNTERS CREEK MEDICAL ASSOCIATES PA		1			1
SWIFTCARE URGENT CARE, PLLC			1	100%	1
KENT		1			1
TITUS REGIONAL MEDICAL CENTER			1	100%	1
BEACH CARE PLLC			1	100%	1
MT ST RITA HEALTH CENTRER		1			1
ATLANTA PLUS URGENT CARE, LLC			1	100%	1
CROWNPOINT HEALTHCARE FACILITY		1			1
ASHLEY CLINICAL DIAGNOSTIC LABORATORY			1	100%	1
GENEVA FAMILY HEALTH			1	100%	1
ELKHART GENERAL HOSPITAL			1	100%	1
ATHENA PLASTIC SURGERY		1			1
Bethel Lutheran Nursing & Rehabilitation Center		1			1
Memorial Health Care Center			1	100%	1
Kroger 397 - The Little Clinic Frankfort East		1			1
MID-FLORIDA PATHOLOGY LLC		1			1
HOLLAND COMMUNITY HOSPITAL		1			1
HEALTH CARPENTER PLLC		1			1
NEW SMYRNA BEACH AMBULATORY CARE CTR			1	100%	1
Crowne Place Assisted Living		1			1
MONMOUTH MEDICALC ENTER		1			1
HEALTH CHOICES, PLLC		1			1
ADVANCED BIOMEDICAL INC			1	100%	1
SANITAS RESEARCH LLC			1	100%	1
Kroger 907 - The Little Clinic Holland		1			1
CARSON NURSING AND REHABILITATION CENTER		1			1
SAN JOSE CLINIC		1			1
PULMONARY, CRITICAL CARE AND SLEEP DISORDERS INSTITUTE OF SOUTH FLORID			1	100%	1
FAYETTE MEDICAL CENTER LAB		1			1
ALBUQUERQUE INDIAN HEALTH CENTER		1			1

COVID-19: testing by laboratory

Data through May 9, 2021 verified as of May 10, 2021 at 09:25 AM

Data in this report are provisional and subject to change.

The numbers in the table below represent the number of Florida and non-Florida residents for whom test results were received by the Department of Health. A person can be tested by more than one laboratory and can have both positive and negative results. **Therefore, the sum of the numbers in each column will be larger than the total number of people tested.**

Reporting lab	Inconclusive	Negative	Positive	Percent positive	Total
CONCENTRA - OCALA		1			1
LIMA MEMORIAL HOSPITAL			1	100%	1
NEXTCARE NOGALES			1	100%	1
EVERLYWELL DIAGNOSTICS			1	100%	1
BAPTIST HEALTH PRIMARY CARE AT CUTLER BAY			1	100%	1
WATERTOWN URGENT CARE		1			1
REFERENCE LABORATORY			1	100%	1
M.D. ANDERSON CANCER CENTER			1	100%	1
Scepter Rehab and Health care		1			1
Heritage Inn Health and Rehabilitation		1			1
Kroger 698 - The Little Clinic 14th Street/Bell		1			1
JOHN MANCHIN SR HEALTH CARE CENTER		1			1
FAMILY MEDICAL CENTER		1			1
JOHNSON & JOHNSON VISION CARE-VISTAKON			1	100%	1
CARENOW URGENT CARE - ANTIOCH		1			1
CHEROKEE PARK REHABILITATION		1			1
NATIONS TOBIN RECREATION CENTER			1	100%	1
Bolingreen Health and Rehabilitation		1			1
WALGREENS_CHICAGO		1			1
LEHIGH PULMONARY ASSOCIATES			1	100%	1
COLLIER BLVD HMA PHYSICIANS MANAGEMENT LLC			1	100%	1
COASTAL PEDIATRICS LLC			1	100%	1
LABORATORIO BUENA SALUD			1	100%	1
FLORIDA HEALTH CARE MEDICAL GROUP		1			1
Dupage Care Center			1	100%	1
BLACKBERRY CENTER, THE		1			1
HORIZON MEDICAL CENTER			1	100%	1
ORLANDO PHYSICIAN NETWORK		1			1
ROBERT TAYLOR COMMUNITY COMPLEX			1	100%	1
NEMOURS CHILDREN'S PRIMARY CARE			1	100%	1
NHC HealthCare St. Charles		1			1
BUFFALO VAMC			1	100%	1
ST LUKE LUTHERAN HOME		1			1
CLEVELAND CLINIC OHIO LABORATORIES			1	100%	1
Birmingham Nursing and Rehabilitation East LLC		1			1
WALGREENS WAYNE			1	100%	1
Nemours Children's Clinic-Orla			1	100%	1
Greene Meadows Nursing and Rehabilitation Center		1			1
EVERGREEN NURSING HOME		1			1
CLEVELAND HEARTLAB			1	100%	1
FAMILY MEDICAL CENTRE			1	100%	1
MD NOW MEDICAL CENTERS, INC			1	100%	1
DAYTONA BEACH DIALYSIS			1	100%	1
SIGNATURE CARE MIDLAND			1	100%	1
VELOCITY URGENT CARE - CHIMNEY HILL			1	100%	1
1ST MED DOTHAN			1	100%	1
UT HEALTH RIO GRANDE VALLEY PRIMARY CARE AT			1	100%	1

COVID-19: testing by laboratory

Data through May 9, 2021 verified as of May 10, 2021 at 09:25 AM

Data in this report are provisional and subject to change.

The numbers in the table below represent the number of Florida and non-Florida residents for whom test results were received by the Department of Health. A person can be tested by more than one laboratory and can have both positive and negative results. **Therefore, the sum of the numbers in each column will be larger than the total number of people tested.**

Reporting lab	Inconclusive	Negative	Positive	Percent positive	Total
ARIZA WELLNESS CARE LLC			1	100%	1
Sunnybrook Rehabilitation Center			1	100%	1
SECOND STREET GROUP HOME		1			1
MEMORIALCARE LONG BEACH MEDICAL CENTER			1	100%	1
Melbourne Terrace Rehabilitation Center			1	100%	1
CAREHERE HUDSON BAY			1	100%	1
COMMUNITY HOSPITALS INDIANAPOLIS			1	100%	1
VA Tennessee Valley HCS-Nashville Campus			1	100%	1
FRANKLIN CBOC			1	100%	1
MEDOR/ACC SYNCHRONY			1	100%	1
ACCESS TOTAL CARE - PORTLAND			1	100%	1
DOCTORS MEMORIAL HOSP HOME HEALTH CARE		1			1
Mercy Manor Transition Center			1	100%	1
Florence Home		1			1
ABINGTON MEMORIAL HOSPITAL			1	100%	1
ADVANCE MD CARE			1	100%	1
GAMMA HEALTHCARE, INC		1			1
WELLMED AT LONGWOOD			1	100%	1
COVID CLINIC, INC			1	100%	1
ST JOHNS MEDICAL CENTER		1			1
NABI		1			1
ENZO LABS INC			1	100%	1
OCALA REGIONAL DIALYSIS- NORTH			1	100%	1
DOCTORS CARE - GREER		1			1
NATICK URGENT CARE			1	100%	1
EAST COAST INSTITUTE FOR RESEARCH LLC			1	100%	1
MEDEXPRESS URGENT CARE - WALL		1			1
NATION'S BEST CARE HOME HEALTH			1	100%	1
Walgreens #19992		1			1
MISSOURI DEPT. OF HEALTH			1	100%	1
GADSDEN FAMILY PRACTICE		1			1
FLORIDA HOSPITAL ORMOND BEACH			1	100%	1
KANA MEDICAL			1	100%	1
IVY CREEK FAMILY CARE OF TROY			1	100%	1
AURORA HEALTH CARE METRO INC			1	100%	1
Walgreens #12271		1			1
ELDERWOOD AT WAVERLY		1			1
FAIRFIELD MEDICAL CENTER			1	100%	1
INFANTS & CHILDREN PA			1	100%	1
ADVENTHEALTH MEDICAL GROUP COLORECTAL SURGERY AT		1			1
AMERICAN LAB LLC		1			1
UNLIMITED MEDICAL SERVICES OF FL PL DBA		1			1
AMERICAN MEDICAL RESPONSE - FARMER BRA		1			1
Kroger - KRO62000426			1	100%	1
ST VINCENTS OUTPATIENT IMAGING		1			1
OAKWOOD HOSPITAL - SOUTHSHORE			1	100%	1
Kroger 006 - The Little Clinic Uintah Gardens		1			1

COVID-19: testing by laboratory

Data through May 9, 2021 verified as of May 10, 2021 at 09:25 AM

Data in this report are provisional and subject to change.

The numbers in the table below represent the number of Florida and non-Florida residents for whom test results were received by the Department of Health. A person can be tested by more than one laboratory and can have both positive and negative results. **Therefore, the sum of the numbers in each column will be larger than the total number of people tested.**

Reporting lab	Inconclusive	Negative	Positive	Percent positive	Total
LAS PALOMAS SENIOR LIVING		1			1
ST. MARY MEDICAL CENTER		1			1
Walgreens #12695			1	100%	1
MEDICAL ASSOCIATES OF THE SHOALS		1			1
SMITH			1	100%	1
Eden Meadows		1			1
DOCTORS AFTER HOURS URGENT CARE CENTER			1	100%	1
FAMILY MEDICAL CLINIC KENDALL LLC			1	100%	1
Kroger 465 - The Little Clinic Oakley		1			1
BRISTOL CHILDRENS CLINIC			1	100%	1
Valley View Health and Rehabilitation, LLC		1			1
MD NOW URGENT CARE			1	100%	1
Greenfield Health & Rehab Center		1			1
Samaritan Keep Home		1			1
Kroger - KRO03500568			1	100%	1
WALGREENS # 11165		1			1
CAREMOUNT MEDICAL PC-CARMEL		1			1
ST JOHNS PEDIATRICS PA		1			1
HERNANDO COUNTY HEALTH DEPT			1	100%	1
BORINQUEN HEALTH CENTER			1	100%	1
CENTRAL ALABAMA HEALTH CARE SYSTEM			1	100%	1
TRIHEALTH			1	100%	1
VOLUSIA MEDICAL CENTER			1	100%	1
Lantern Park Specialty Care		1			1
Saint Joseph Living Center		1			1
FAU MEMORY & WELLNESS CENTER			1	100%	1
NEW ERA COMMUNITY HEALTH CENTER LLC		1			1
OUCH URGENT CARE			1	100%	1
San Antonio Residence and Rehabilitation Center		1			1
LRHS Pablo Urgent Care		1			1
ODESSA MEMORIAL HOSPITAL			1	100%	1
OMC PRIMARY CARE - HOSPITAL CAMPUS			1	100%	1
PERRY COUNTY NURSING HOME		1			1
ADVENTHEALTH MEDICAL GROUP UROLOGY AT EAST ORLANDO		1			1
SAINT JOSEPHS HOSPITAL OF ATLANTA			1	100%	1
SCRIPPS MERCY HOSPITAL			1	100%	1
ACUTE AND COMMUNICABLE DISEASE PREVENTION			1	100%	1
TEXAS HEALTH ARLINGTON MEMORIAL		1			1
CDR MAGUIRE - STUART MISSION			1	100%	1
STAT EMERGENCY CENTER			1	100%	1
BHS PHYSICIAN NETWORK			1	100%	1
Chesapeake Shores - Signature HealthCare LLC		1			1
PUBLIX PHARMACY #1114			1	100%	1
CareATC - Columbia College #58		1			1
Signature Healthcare of Fort Wayne		1			1
Ohman Family Living at Holly Assisted Living		1			1
Medford Multicare		1			1

COVID-19: testing by laboratory

Data through May 9, 2021 verified as of May 10, 2021 at 09:25 AM

Data in this report are provisional and subject to change.

The numbers in the table below represent the number of Florida and non-Florida residents for whom test results were received by the Department of Health. A person can be tested by more than one laboratory and can have both positive and negative results. **Therefore, the sum of the numbers in each column will be larger than the total number of people tested.**

Reporting lab	Inconclusive	Negative	Positive	Percent positive	Total
BRANDON OUTREACH CLINIC			1	100%	1
SUREPOINT URGENT CARE PADRE ISLAND			1	100%	1
SYNERGENE LABORATORY			1	100%	1
Indian Oaks Living Center		1			1
FORT MYERS DIALYSIS		1			1
ROSEN MEDICAL CENTER AT ROSEN COLLEGE CAMPUS			1	100%	1
Kroger 838 - The Little Clinic Fairborn		1			1
CHILDRENS DOCTOR OF TAMPA BAY, THE			1	100%	1
Higland Pointe Health and Rehabilitation center		1			1
UNC HOSPITALS			1	100%	1
Courtenay Springs Village			1	100%	1
BRANKO D PEJIC MD FAMILY PRACTICE			1	100%	1
TRITENN LLC		1			1
NORTHSIDE PEDIATRICS & ADOLESCENT MEDI		1			1
Ravenwood Speciality Care		1			1
SUPREME MEDICAL GROUP PLLC			1	100%	1
Manassas Health & Rehab			1	100%	1
CURA LABORATORY SERVICES			1	100%	1
MEDICAL CENTER AFFILIATES PALM SPRINGS			1	100%	1
SC-GA2018 SIMPSONVILLE REHABILITATION		1			1
EUROFINS VIRACOR			1	100%	1
UCH LAB			1	100%	1
Baypoint Healthcare Center			1	100%	1
BRETON REHABILITATION & LIVING CENTRE		1			1
MEDEXPRESS URGENT CARE - UNIONTOWN		1			1
BEAUMONT REFERENCE LABORATORY			1	100%	1
LRGHEALTHCARE		1			1
BOND & STEELE CLINIC PA D/B/A		1			1
5 STAR HOME HEALTH SERVICES INC		1			1
MIAMI NORTH DIALYSIS			1	100%	1
ST MICHAEL'S ELITE MEDICAL HOSPITAL			1	100%	1
Indianspring of Oakley		1			1
FIRST CARE WALK IN CLINIC LLC			1	100%	1
Manor Care Health Services- Wilmington			1	100%	1
FOUNDATION LABORATORY			1	100%	1
PROGENESIS INC			1	100%	1
MARTIN MEM FAMILY CARE AT ST LUCIE W			1	100%	1
FASTMED - LAKEWAY			1	100%	1
SUMMERFIELD PAIN MANAGEMENT			1	100%	1
HEALTH CARE SERVICES LC			1	100%	1
Dulles Health and Rehab Center		1			1
PALMS WEST SURGICENTER		1			1
ODYSSEY HEALTH CARE OF MARION COUNTY LLC		1			1
SOUTH COUNTY MEDICAL CENTER			1	100%	1
PIEDMONT QUICKCARE		1			1
Pathways Nursing and Rehabilitation Center		1			1
CLAYTON NURSING AND REHABILITATION		1			1

COVID-19: testing by laboratory

Data through May 9, 2021 verified as of May 10, 2021 at 09:25 AM

Data in this report are provisional and subject to change.

The numbers in the table below represent the number of Florida and non-Florida residents for whom test results were received by the Department of Health. A person can be tested by more than one laboratory and can have both positive and negative results. **Therefore, the sum of the numbers in each column will be larger than the total number of people tested.**

Reporting lab	Inconclusive	Negative	Positive	Percent positive	Total
Kroger 968 - The Little Clinic Colerain Township		1			1
Kroger 359 - The Little Clinic Bellevue		1			1
FAMILY AND INTERNAL MEDICINE ASSOCIATES		1			1
EXCEL URGENT CARE OF NJ			1	100%	1
SOUTHEASTERN PATHOLOGY ASSOCIATES			1	100%	1
FOCUSED CARE AT ALLENBROOK		1			1
Chateau Girardeau			1	100%	1
GENESIS CARE USA OF FLORIDA, LLC			1	100%	1
Kingsway Arms Nursing Center		1			1
NATIONAL INSTITUTES OF HEALTH CLINICAL CENTER			1	100%	1
DAVIS, CASEY		1			1
BAPTIST MINOR MEDICAL CENTER			1	100%	1
CORRY MEMORIAL HOSPITAL			1	100%	1
CVS MA7140POCT WESTPORT		1			1
BOLLES SCHOOL, THE			1	100%	1
CVS M08595POCT RAYMORE		1			1
Niles Nursing and Rehab. Center		1			1
Big River Nursing and Rehab		1			1
Oregon Veterans Home The Dalles		1			1
ODESSA CLINIC			1	100%	1
Moab Regional Hospital			1	100%	1
CORONA CONCIERGE, LLC		1			1
GOOD SHEPHERD HOSPICE INC			1	100%	1
HEARTLAND OF MARIETTA OH LLC DBA		1			1
CAREWELL 203			1	100%	1
PHYSICIANS PREMIER ER- CENTRAL AUSTIN			1	100%	1
Urgent Care 24/7 Orlando LLC			1	100%	1
OMAHA VA MEDICAL CENTER			1	100%	1
WHEATON FRANCISCAN LABORATORY			1	100%	1
441 URGENT CARE CENTER - BROWNWOOD			1	100%	1
Port Orange Nursing And Rehab Center			1	100%	1
MEMORIAL HOSPITAL LOS BANOS			1	100%	1
777 URGENT CARE			1	100%	1
CARENOW URGENT CARE-MURFREESBORO			1	100%	1
MANHATTAN EYE EAR AND THROAT HOSPITAL		1			1
CHC			1	100%	1
SAINT LEO UNIVERSITY INCORPORATED			1	100%	1
CHI MEMORIAL HOSPITAL CHATTANOOGA			1	100%	1
Royal Palm Beach Health and Rehab Center			1	100%	1
TENNOVA HEALTHCARE - CLEVELAND			1	100%	1
SANFORD LABORATORIES WATERTOWN			1	100%	1
BROOKSHIRE, THE			1	100%	1
Heartland of Perrysburg		1			1
MEMORIAL HERMANN KATY HOSPITAL			1	100%	1
Avon Health Center		1			1
Hempfield Manor		1			1
Medilodge of East Lansing		1			1

COVID-19: testing by laboratory

Data through May 9, 2021 verified as of May 10, 2021 at 09:25 AM

Data in this report are provisional and subject to change.

The numbers in the table below represent the number of Florida and non-Florida residents for whom test results were received by the Department of Health. A person can be tested by more than one laboratory and can have both positive and negative results. **Therefore, the sum of the numbers in each column will be larger than the total number of people tested.**

Reporting lab	Inconclusive	Negative	Positive	Percent positive	Total
EVEXIA DIAGNOSTICS			1	100%	1
CATERPILLAR INC - MIAMI DISTRIBUTION CENTER			1	100%	1
CARESPOT - LEE VISTA			1	100%	1
MID FLORIDA BIOLOGICALS			1	100%	1
Heartland Health Care Center Jacksonville			1	100%	1
MEDEXPRESS URGENT CARE-MEADVILLE			1	100%	1
Community Compassion Center of Batesville			1	100%	1
BETHESDA ON TURKEY CREEK			1	100%	1
RCP OF MEMORIAL WEST			1	100%	1
WEST VIRGINIA UNIVERSITY HOSPITALS			1	100%	1
Avera Sr. James Care Center		1			1
SEATTLE-KING COUNTY			1	100%	1
Falmouth By The Sea			1	100%	1
SUNCOAST PRIMARY CARE LLC			1	100%	1
EVANS FAMILY CARE PA			1	100%	1
White Oak Manor - Rock Hill		1			1
LIFE CARE CENTER OF HILTON HEAD		1			1
JUP Serology SubSection			1	100%	1
TEVAPHARM			1	100%	1
STEWART FLORIDA ALF, INC			1	100%	1
HARDVARD VANGUARD MEDICAL ASSOCIATES - NEEDHAM			1	100%	1
ST JOHN HOSPITAL & MEDICAL CENTER MICRO			1	100%	1
MEDEXPRESS URGENT CARE - HAZLET			1	100%	1
Kroger 683 - The Little Clinic Foothills Plaza		1			1
CAROLINAS PHYSICIAN NETWORK			1	100%	1
ATHENS LIMESTONE HOSPITAL		1			1
Marysville Care Center		1			1
HOSPITAL METROPOLITANO SAN GERMAN			1	100%	1
CARROLL UNIVERSITY STUDENT HEALTH CENTER		1			1
FLAGLER PROFESSIONAL HEALTH CARE SERVICES INC		1			1
RIVERSIDE MEDICAL CENTER		1			1
WALMART PHARMACY 10-4554		1			1
URGENT DOC -NACOGODOCHES CLINIC			1	100%	1
Fairhope		1			1
RESOURCE PATH LLC			1	100%	1
MBMG OF WINTER HAVEN			1	100%	1
ROMULO CAMOGLIANO MD/INTERNAL MEDICINE			1	100%	1
COMMUNITY MEDICAL CENTER-ORANGE CITY		1			1
CUSTOM SCRIPTS PHARMACY		1			1
STEPHEN G NELSON MD PA			1	100%	1
HALEYVILLE HEALTH CARE CENTER		1			1
Crisp Regional Nursing and Rehab Center		1			1
C V S / PHARMACY #833		1			1
FAMILY PRACTICE OF CENTRAL FLORIDA PA			1	100%	1
COLER REHABILITATION AND NURSING CARE		1			1
GOOD SAMARITAN SOCIETY-FOREST CITY		1			1
NORTHCREST PHYSICIAN SERVICES INC		1			1

COVID-19: testing by laboratory

Data through May 9, 2021 verified as of May 10, 2021 at 09:25 AM

Data in this report are provisional and subject to change.

The numbers in the table below represent the number of Florida and non-Florida residents for whom test results were received by the Department of Health. A person can be tested by more than one laboratory and can have both positive and negative results. **Therefore, the sum of the numbers in each column will be larger than the total number of people tested.**

Reporting lab	Inconclusive	Negative	Positive	Percent positive	Total
MEDICAL CENTER FRANKLIN			1	100%	1
PROGRESSIVE MEDICAL RESEARCH			1	100%	1
WATERMAN VILLAGE HOME CARE			1	100%	1
CAREWELL URGENT CARE FITCHBURG			1	100%	1
FALKVILLE HEALTHCARE		1			1
NAVARRO MEDICAL CENTERS LLC			1	100%	1
HHCS PHARMACY INC			1	100%	1
BALLAD HEALTH MEDICAL ASSOCIATES URGENT CARE - JOHNSON CITY			1	100%	1
Isle Health and Rehabilitation Center			1	100%	1
DR AZIZ CLINIC			1	100%	1
BLOOD SYSTEMS LABORATORIES			1	100%	1
THE CHRIST HOSPITAL			1	100%	1
SACRED HEART HOSPITAL			1	100%	1
SUMMIT DETOX INC			1	100%	1
DYNACARE NORTHWEST INC			1	100%	1
PEDRO MENENDEZ HEALTH CENTER AT ST JOHNS			1	100%	1
TEXAS HEALTH ARLINGTON MEMORIAL HOSPITAL			1	100%	1
LEGACY AT HIGHWOODS PRESERVE		1			1
CRUSADER COMMUNITY HEALTH			1	100%	1
INFINITY HOME CARE OF PORT CHARLOTTE, LLC			1	100%	1
FLORIDA ORTHOPAEDIC INSTITUTE SURGERY		1			1
SHARP CHULA VISTA MEDICAL CENTER			1	100%	1
QUALITY CLINICAL LAB LLC			1	100%	1
WELLSTAR STUDENT SERVICES-MARIETTA CLI		1			1
MINUTECLINIC DIAGNOSTIC OF VIRGINIA, LLC #10088		1			1
HEALTH & WELLNESS PROFESSIONALS INC			1	100%	1
WYOMING OPCO, LLC DBA MEDILODGE OF WYO		1			1
MADISON REHABILITATION HOSPITAL		1			1
Jenkins Living Center		1			1
GENESIS MICROBIOLOGY LAB		1			1
Walgreens #3661		1			1
STERLING HOUSE OF PORT ORANGE		1			1
Kroger 353 - The Little Clinic Harpers Point		1			1
DISCOVERY AT HOME, LLC			1	100%	1
LAKE LURE HEALTH CENTER			1	100%	1
ALLIANCE LABORATORY SERVICES			1	100%	1
PHOEBE HOME INC		1			1
CARENOW MURFREESBORO MEDICAL CENTER PK		1			1
AUGUSTA HEALTH CLINICAL LABORATORY			1	100%	1
HEALTH SERVICES-COLUMBIA COLLEGE		1			1
WINDMOOR HEALTHCARE			1	100%	1
SOUTHWEST REGIONAL PCR LABORATORY			1	100%	1
COMMUNITY			1	100%	1
WEST COAST CLINICAL LABS INC			1	100%	1
HOUSTON DEPARTMENT OF HEALTH AND HUMAN SERVICES			1	100%	1
WALGREENS #15369		1			1
ADVENTHEALTH PHYSICIAN GROUP - APPLEWOOD			1	100%	1

COVID-19: testing by laboratory

Data through May 9, 2021 verified as of May 10, 2021 at 09:25 AM

Data in this report are provisional and subject to change.

The numbers in the table below represent the number of Florida and non-Florida residents for whom test results were received by the Department of Health. A person can be tested by more than one laboratory and can have both positive and negative results. **Therefore, the sum of the numbers in each column will be larger than the total number of people tested.**

Reporting lab	Inconclusive	Negative	Positive	Percent positive	Total
LEELANAU OPCO, LLC		1			1
BAPTIST HOSPITAL FAMILY MEDICINE TIGER POINT			1	100%	1
Bayou Vista Community Care Center			1	100%	1
KIDS CARE PEDIATRICS			1	100%	1
CITRONELLE HEALTH AND REHABILITATION CENTER	1				1
CVS IL2297651CV JOLIET	1				1
JPS HEALTH CENTER AT TRUE WORTH PLACE			1	100%	1
Manor Care of Dallastown d/b/a ManorCare Health Services - Dallastown		1			1
CENTRAL FLORIDA HEALTH CARE, INC			1	100%	1
Carrollton Manor Inc		1			1
CVS MO4088POCT LEES SUMMIT		1			1
Rio Grande City Nursing and Rehab Center			1	100%	1
WILSON FAMILY MEDICINE LLC		1			1
Kroger 83 - The Little Clinic Rock Road		1			1
FRESENIUS SOUTH FORT MYERS		1			1
ADVANCED LABORATORY SERVICES			1	100%	1
ADDINGTON PLACE EAST LAKE		1			1
Grays Harbor Health and Rehabilitation		1			1
JUPITER MEDICAL GROUP			1	100%	1
HEALTHCARE PARTNERS FAMILY MEDICINE LLC			1	100%	1
Churchman Village LLC		1			1
Absolut Care of Gasport		1			1
SAINT FRANCIS HOSPITAL			1	100%	1
MRMC LAB MICRO			1	100%	1
MEDEXPRESS URGENT CARE - LEOMINSTER		1			1
Good Samaritan Society - Albion		1			1
DPH OP LAB			1	100%	1
Summit Medical Group Morristown Oncology		1			1
DR Q PEDIATRICS			1	100%	1
YOUTH HEALTH CENTER OF HUNTINGTON		1			1
ANDERSON NURSING CENTER			1	100%	1
MOUNT DORA DIALYSIS			1	100%	1
Traymore Nursing Center		1			1
FLORIDA WATERMAN HOSPITAL			1	100%	1
Cerenity Senior Care-White Bear Lake		1			1
Chateau Dville Rehab & Retirement		1			1
BRISTOL REGINAL MEDICAL CENTER			1	100%	1
US LABORATORIES			1	100%	1
UHEALTH LEJEUNE INTERNAL MEDICINE			1	100%	1
TITUSVILLE TOWERS ASSISTED LIVING		1			1
HEALTH GUAGE			1	100%	1
SISTERS MISSION			1	100%	1
SOUTHERN OHIO MEDICAL CENTER			1	100%	1
LAKE VIEW COURT		1			1
Raleigh Center (WV)			1	100%	1
SILVER SPRINGS SHORES DIALYSIS			1	100%	1
MINUTECLINIC DIAGNOSTIC OF TN PC #6437		1			1

COVID-19: testing by laboratory

Data through May 9, 2021 verified as of May 10, 2021 at 09:25 AM

Data in this report are provisional and subject to change.

The numbers in the table below represent the number of Florida and non-Florida residents for whom test results were received by the Department of Health. A person can be tested by more than one laboratory and can have both positive and negative results. **Therefore, the sum of the numbers in each column will be larger than the total number of people tested.**

Reporting lab	Inconclusive	Negative	Positive	Percent positive	Total
SAINT AGNES HOSPITAL			1	100%	1
ARIZONA STATE LABORATORY			1	100%	1
LABORATORY COPRORATION OF AMERICA			1	100%	1
BARTLE'S PHARMACY INC			1	100%	1
SAINT ALPHONSUS REGIONAL MEDICAL CENTER			1	100%	1
KEY WEST BRANCH MEDICAL CLINIC			1	100%	1
MAHONEY PEDIATRICS PA			1	100%	1
TILE PHARMACY		1			1
AMBRY GENETICS CORP	1				1
ARTESIAN HOME		1			1
SHERIDAN VAMC		1			1
Kroger 618 - The Little Clinic Trail Creek Village		1			1
SEVEN HILLS HEALTHCARE GROUP LLC DBA		1			1
MYLAN-SOUTH POINT PA		1			1
HUDSON REGIONAL HOSPITAL			1	100%	1
HOLMES FAMILY PRACTICE PA			1	100%	1
SPECTRUM LUDINGTON			1	100%	1
MEMORIAL SATILLA HEALTH			1	100%	1
ASHLEY PEDIATRICS DAY & NIGHT CLINIC			1	100%	1
SMYTH COUNTY COMMUNITY HOSPITAL LABORATORY			1	100%	1
SANTA CRUZ COUNTY HEALTH SERVICES			1	100%	1
INNOVATIVE HEALTH DIAGNOSTIC OF CALIFORNIA			1	100%	1
Orange City Nursing and Rehab Center			1	100%	1
Juniper Village at Bucks County		1			1
NEW RIVER HEALTH DISTRICT			1	100%	1
TMH PHYSICIAN PARTNERS QUINCY			1	100%	1
D'YOUVILLE SCHOOL OF PHARMACY		1			1
LOUISIANA STATE LAB			1	100%	1
INTERIM HEALTHCARE			1	100%	1
REGIONAL MEDICAL CENTER			1	100%	1
FLOYD MEDICAL CENTER/CLINICAL LAB		1			1
DEVLIN MANOR NURSING AND REHABILITATION		1			1
MARTIN LUTHER KING RENAL INSTITUTE			1	100%	1
SPRINGFIELD HOSPITAL			1	100%	1
Hinesville VA Clinic		1			1
SETON HILL UNIVERSITY		1			1
MARYLAND DEPARTMENT OF HEALTH AND MENTAL HYGIENE			1	100%	1
INTERIM HEALTHCARE OF PALM COAST			1	100%	1
WEST FLORIDA MEDICAL CENTER CLINIC			1	100%	1
MEDICAL CITY LAS COLINAS			1	100%	1
FRESENIUS MEDICAL CARE TRADTION			1	100%	1
Altenheim Senior Living		1			1
FIT4LIFE MEDICAL CENTER			1	100%	1
CASA DE ORO CARE AND REHABILITATION CE		1			1
JOHN PETER SMITH HOSPITAL- OB TRIAGE			1	100%	1
ALTAMONTE SPRINGS WALK IN MED CENTER			1	100%	1
ORMOND PEDIATRICS PA			1	100%	1

COVID-19: testing by laboratory

Data through May 9, 2021 verified as of May 10, 2021 at 09:25 AM

Data in this report are provisional and subject to change.

The numbers in the table below represent the number of Florida and non-Florida residents for whom test results were received by the Department of Health. A person can be tested by more than one laboratory and can have both positive and negative results. **Therefore, the sum of the numbers in each column will be larger than the total number of people tested.**

Reporting lab	Inconclusive	Negative	Positive	Percent positive	Total
Kroger 569 - The Little Clinic Gallatin		1			1
RADIANCE HEALTH RX		1			1
WESTMINSTER COLLEGE		1			1
MEDEXPRESS URGENT CARE - JACKSON		1			1
CONSOLIDATED			1	100%	1
BROWARD MEDICAL LAB			1	100%	1
JOHN H. STROGER, JR. HOSPITAL OF COOK COUNTY			1	100%	1
URGENT 202 COX CREEK PKWY		1			1
CHILDRENS AT NORTH POINT URGENT CARE L		1			1
HEARTLAND NURSING & REHABILITATION		1			1
EXPRESS CARE OF OCALA			1	100%	1
SCHUYLER HOSPITAL		1			1
BOCA RATON REGIONAL HOSPITAL		1			1
MIAMI JEWISH DIALYSIS			1	100%	1
BREVARD COUNTY JAIL			1	100%	1
Vista Park			1	100%	1
WALGREENS # 12338		1			1
PHYSICIANS URGENT CARE			1	100%	1
NOORANI MEDICAL CENTER LLC			1	100%	1
SUNSHINE FAMILY & WELLNESS CENTER			1	100%	1
COLLINS NURSING HOME		1			1
FIRSTCARE MEDICAL CENTER			1	100%	1
PHYSICIAN ASSOCIATES, LLC			1	100%	1
INTERIM HHA OF ST AUGUSTINE INC		1			1
EAGLE COUNTY HEALTH AND HUMAN SERVICES			1	100%	1
PATIENT FIRST - GARRISONVILLE			1	100%	1
CYPRESS CREEK DIALYSIS CTR			1	100%	1
REHABILITATION CENTER OF SOUTH GEORGIA		1			1
WESTON COUNTY HEALTH SERVICES			1	100%	1
PEDIATRIC ASSOCIATES OF JULINGTON CREEK			1	100%	1
CHATEAU MADELEINE - SENIOR LIVING & MEMORY CARE			1	100%	1
GENESIS HOME HEALTH CARE SERVICES OF			1	100%	1
PINELLAS POINT NURSING AND REHAB CENTER			1	100%	1
Accordius Health at Harrisonburg		1			1
WASHINGTON SOLDIERS HOME AND COLONY		1			1
SARHA DOCTORS CENTER			1	100%	1
Crowne Health Care of Eufaula		1			1
SEGAL INSTITUTE FOR CLINICAL RESEARCH INC			1	100%	1
CLEVELAND CLINIC FLORIDA WAIVED			1	100%	1
HENRICO DOCTORS HOSPITAL LABORATORY			1	100%	1
HALE KUPUNA HERITAGE HOME		1			1
PARKVIEW MANOR NURSING HOME		1			1
Wedgewood Manor		1			1
Walgreens #3049		1			1
ENCOMPASS HEALTH REHABILITATION HOSPITAL OF		1			1
Davie Nursing & Rehabilitation Center		1			1
BLUE RIDGE URGENT CARE MORGANTON			1	100%	1

COVID-19: testing by laboratory

Data through May 9, 2021 verified as of May 10, 2021 at 09:25 AM

Data in this report are provisional and subject to change.

The numbers in the table below represent the number of Florida and non-Florida residents for whom test results were received by the Department of Health. A person can be tested by more than one laboratory and can have both positive and negative results. **Therefore, the sum of the numbers in each column will be larger than the total number of people tested.**

Reporting lab	Inconclusive	Negative	Positive	Percent positive	Total
ST. JOSEPH MERCY ANN ARBOR HOSPITAL			1	100%	1
AMBULATORY CARE CLINIC, LLC			1	100%	1
MID-SOUTH URGENT CARE, PLLC			1	100%	1
CARENOW URGENT CARE-HENDERSONVILLE		1			1
SARASOTA MEMORIAL HOSPITAL		1			1
PEDIATRIC ASSOCIATES - JACKSONVILLE			1	100%	1
TRANSCEND PERFORMANCE AND LIFESTYLE INSTITUTE			1	100%	1
SOPHIA MEDICAL ASSOCIATES, PC			1	100%	1
EAST END PEDIATRICS		1			1
PUTNAM COUNTY PUBLIC HEALTH UNIT WIC		1			1
PUBLIC HEALTH LABORATORIES			1	100%	1
VICTORIA PAIN AND REHABILITATION CENTER			1	100%	1
PUBLIX PHARMACY #0332		1			1
ALL AMERICAN FAMILY AND GERIATRIC CARE			1	100%	1
Kroger - KRO01100688			1	100%	1
EMERALD HEALTH CARE		1			1
JOHN HOPKINS WELLNESS CENTER PEPSICO			1	100%	1
Medilodge of Midland		1			1
BIOLOGICAL AND CHEMICAL EMERGENCIES LABORATORY			1	100%	1
VERITAS GENETICS, INC.			1	100%	1
MEDIPLUS CLINIC, INC			1	100%	1
CONSULATE HEALTH CARE OF VERO BEACH			1	100%	1
PAUL C SCHWARTZ & MELVIN L WEIDMAN		1			1
Plaza Healthcare			1	100%	1
MED FIRST URGENT CARE CENTERS INC			1	100%	1
DORNOCH PLACE DEL PRADO		1			1
HEALTH CLINIC,THE		1			1
MAINE HEALTH AND ENVIRONMENTAL TESTING LABORATORY			1	100%	1
FRITZINGERTOWN SENIOR LIVING		1			1
SILVERMAN			1	100%	1
LAKEWOOD RANCH URGENT CARE PA			1	100%	1
SOUTHERN FAMILY HEALTH			1	100%	1
Trenton Health and Rehabilitation		1			1
OMNICARE PHARMACY OF TEXAS 1, LP		1			1
REGIONAL MED CTR BAYONET POINT			1	100%	1
FLORIDA DIGESTIVE AND LIVER SPECIALISTS			1	100%	1
SARASOTA MEMORIAL HEALTHCARE			1	100%	1
ATMORE COMMUNITY HOSPITAL			1	100%	1
HEALTHPLUS			1	100%	1
SOUTH FLORIDA EVALUATION AND TREATMENT		1			1
PSL JAX BEACH OPERATIONS LLC			1	100%	1
YOUR KIDS URGENT CARE			1	100%	1
BROOKDALE WEST PALM BEACH			1	100%	1
MIAMI-DADE COUNTY HEALTH DEPT.		1			1
CENTER AT WATERFRONT		1			1
FREDERICK AVENUE GROUP HOME		1			1
RENEGADEXBIO, PBC	1				1

COVID-19: testing by laboratory

Data through May 9, 2021 verified as of May 10, 2021 at 09:25 AM

Data in this report are provisional and subject to change.

The numbers in the table below represent the number of Florida and non-Florida residents for whom test results were received by the Department of Health. A person can be tested by more than one laboratory and can have both positive and negative results. **Therefore, the sum of the numbers in each column will be larger than the total number of people tested.**

Reporting lab	Inconclusive	Negative	Positive	Percent positive	Total
BACON COUNTY HOSPITAL		1			1
NORTH CAROLINA STATE LABORATORY OF PUBLIC HEALTH, SPECTRUM LAB NETWORK			1	100%	1
LIBERTY COMMONS NURSING AND REHABILITA		1			1
FLORIDA HOSPITAL TRANSPLANT CENTER		1			1
UNIVERSITY PLACE NURSING CENTER		1			1
PHOEBE PRIMARY CARE CAMILLA			1	100%	1
TREASURE COAST MEDICAL CONCIERGE LLC			1	100%	1
NEXTCARE SUN CITY			1	100%	1
PALM BEACH COUNTY SHERIFF OFFICE			1	100%	1
MEDEXPRESS URGENT CARE - WILLINGBORO		1			1
CORVALLIS CLINIC PC LAB		1			1
Cornerstone at the Ranch		1			1
CONNECTICUT CVS PHARMACY, LLC		1			1
PORT ORANGE DIALYSIS			1	100%	1
PENNY PEDIATRICS		1			1
JET MEDICAL CENTER			1	100%	1
SINAI URGENT CARE FORT WORTH, LLC			1	100%	1
INDIGO PALMS			1	100%	1
PREVENTIVE CARDIOLOGY AND INTERNAL MEDICINE ASSOCI			1	100%	1
CORE OCCUPATIONAL MEDICINE			1	100%	1
Stonespring Transitional Care		1			1
PALM BEACH PEDIATRIC UROLOGY			1	100%	1
NORTH WEST FLORIDA DIAGNOSTIC ENOCRINOLOGY CLINIC			1	100%	1
CELEBRATION FAMILY PHYSICIANS LLC			1	100%	1
VIVIAN SIMMONS FAMILY PRACTICE			1	100%	1
TRIPLE O RESEARCH INSTITUTE PA			1	100%	1
INDIANA INTERNAL MEDICINE			1	100%	1
GULF BREEZE TREATMENT CENTER, LLC			1	100%	1
FAMILY MEDICAL CENTERS			1	100%	1
TMH PHYSICIAN PARTNERS WAKULLA			1	100%	1
METHODISM MIDLOTHIAN MEDICAL CENTER			1	100%	1
NHC HEALTH CARE CENTER		1			1
NEW ULM MEDICAL CENTER			1	100%	1
CLARKSVILLE MANOR INC		1			1
THYROID SPECIALTY LABORATORY			1	100%	1
NORTHEAST GEORGIA HEALTH SYSTEM			1	100%	1
MEDEXPRESS URGENT CARE - LAWTON		1			1
ALTA BATES SUMMIT MEDICAL CENTER CLINICAL LAB			1	100%	1
PASCO COUNTY HEALTH DEPARTMENT			1	100%	1
COASTAL MANOR		1			1
Walgreens #9121		1			1
PALMA CEIA MED GROUP-SWANN		1			1
MEMPHIS URGENT CARE #2, LLC			1	100%	1
WELLPATH			1	100%	1
PRESTIGE ER			1	100%	1
NHSN_AIMS		1			1
LAKE CHELAN COMMUNITY HOSPITAL		1			1

COVID-19: testing by laboratory

Data through May 9, 2021 verified as of May 10, 2021 at 09:25 AM

Data in this report are provisional and subject to change.

The numbers in the table below represent the number of Florida and non-Florida residents for whom test results were received by the Department of Health. A person can be tested by more than one laboratory and can have both positive and negative results. **Therefore, the sum of the numbers in each column will be larger than the total number of people tested.**

Reporting lab	Inconclusive	Negative	Positive	Percent positive	Total
Walgreens #5421		1			1
HEARTLAND PHARMACY SEBRING			1	100%	1
MORELL			1	100%	1
CLIFTON-FINE HOSPITAL LABORATORY		1			1
IC LABS			1	100%	1
Villa Maria			1	100%	1
TILLAMOOK COUNTY GENERAL HOSPITAL LAB		1			1
BARDMOOR EMERGENCY CARE CENTER			1	100%	1
ULTIMATE DX CORP			1	100%	1
CFHC - FROSTPROOF			1	100%	1
WALGREENS #05150		1			1
CULVER CITY URGENT CARE			1	100%	1
TOTAL FAMILY CARE		1			1
CEPERO PEDIATRICS PA			1	100%	1
Good Samaritan Society-Atkinson		1			1
KELLY			1	100%	1
Kempsville Health and Rehab Center		1			1
ST. MICHAEL'S ELITE HOSPITAL			1	100%	1
CVS TX7824POCT GARLAND		1			1
MIAMI CHILDRENS HOSPITAL MIDTOWN OUTPATIENT CENTER			1	100%	1
CVS PA2867POCT FOLSOM		1			1
MOUNT SINAI HOSPITAL OF QUEENS			1	100%	1
Caldwell Care		1			1
Masonic Medical Research Institute			1	100%	1
GULF COUNTY HEALTH DEPARTMENT			1	100%	1
VIP STARNETWORK		1			1
THE HOSPITALS OF PROVIDENCE EMERGENCY ROOM			1	100%	1
MEDEXPRESS URGENT CARE - PINE BLUFF S		1			1
UF HEALTH EMERGENCY CENTER LABORATORY		1			1
CLINICAL CARE, INC			1	100%	1
MEA PRIMARY CARE PLUS BYRAM			1	100%	1
WARREN GENERAL HOSPITAL			1	100%	1
NORTH BREVARD CHILDRENS MEDICAL CENTER			1	100%	1
UCSD MICROBIOLOGY LABORATORY			1	100%	1
APPLECARE URGENT CARE KINGSLAND			1	100%	1
Brio of Johnston		1			1
Central Alabama Veterans HCS - East Campus		1			1
MARYWOOD HEIGHTS		1			1
ELATION HEALTH		1			1
Walgreens #10988		1			1
MEDICAL UNIVERSITY OF SOUTH CAROLINA			1	100%	1
CARE ADVANTAGE			1	100%	1
Accordius Health at Gastonia			1	100%	1
HOLYOKE MEDICAL CENTER			1	100%	1
LAB. CORP. OF AMERICA			1	100%	1
CAN COMMUNITY HEALTH NORTH MIAMI, FL		1			1
PROGRESSIVE MEDICAL LAB LLC			1	100%	1

COVID-19: testing by laboratory

Data through May 9, 2021 verified as of May 10, 2021 at 09:25 AM

Data in this report are provisional and subject to change.

The numbers in the table below represent the number of Florida and non-Florida residents for whom test results were received by the Department of Health. A person can be tested by more than one laboratory and can have both positive and negative results. **Therefore, the sum of the numbers in each column will be larger than the total number of people tested.**

Reporting lab	Inconclusive	Negative	Positive	Percent positive	Total
Diversicare of Eupora		1			1
APPLECARE URGENT CARE			1	100%	1
Medilodge of Kalamazoo		1			1
BRIDGEWAY CENTER INC			1	100%	1
WALGREENS #05432		1			1
DORAL KIDNEY CENTER			1	100%	1
NEMOURS CHILDREN'S PRIMARY CARE			1	100%	1
IDAHO HEALTH DEPARTMENT			1	100%	1
METHODIST HOSPITAL SOUTHLAKE			1	100%	1
MEDCARE QUALITY MEDICAL CENTER LLC			1	100%	1
PALMETTO CHARTER SCHOOL☐		1			1
RIVERTON CBOC			1	100%	1
RIO GRANDE REGIONAL HOSPITAL FAMILY PRACTICE CLINC			1	100%	1
Piqua Manor		1			1
DORA HOME CARE			1	100%	1
Kroger 539 - The Little Clinic Memorial Blvd.		1			1
CLINTON DRUG STORE		1			1
ANDREWS			1	100%	1
CLINICAL LABORATORY DEPARTMENT			1	100%	1
NULEASE MEDICAL SOLUTIONS			1	100%	1
Oakview Manor Health and Rehab		1			1
MYCLINIC, INC			1	100%	1
ROSE MEDICAL CENTER LAB			1	100%	1
HANCOCK REGIONAL HOSPITAL		1			1
Kroger 527 - The Little Clinic Hwy 70 S.		1			1
ADVANCE GASTROENTEROLOGY			1	100%	1
CHILDRENS HEALTHCARE CTE OF NORTHERN		1			1
J F K PEDIATRICS			1	100%	1
WYTHE CNTY COMMUNITY HOSP LABORATORY			1	100%	1
MED LAB SERVICES, LLC			1	100%	1
ABRAKIDABRA KIDS CLINIC			1	100%	1
Riverside Nursing & Rehabilitation Center		1			1
EH FARGO HOSPITAL LABORATORY			1	100%	1
UNIVERSITY OF MIAMI - LENNAR CENTER			1	100%	1
FAMILY MEDICAL CENTER OF HOLLYWOOD PA			1	100%	1
CORPORATION OF AMERICA		1			1
HUNTSVILLE HOSPITAL			1	100%	1
HALIFAX FAMILY HEALTH CENTER			1	100%	1
View Ridge Care Center		1			1
CONEY ISLAND HOSP			1	100%	1
TALLAHASSEE DIALYSIS		1			1
CARDIAC AND VASCULAR CONSULTANTS MD PA		1			1
Oak Hill Health & Rehabilitation Center			1	100%	1
WATERSIDE HEALTH & REHAB CENTER, LLC		1			1
CLINICAL MICROBIOLOGY LAB FAIRVIEW UNIVERSITY HOSPITAL			1	100%	1
PROVIDENCE HOSPITAL			1	100%	1
HEARTLAND OF ZEPHYRHILLS FL, LLC☐			1	100%	1

COVID-19: testing by laboratory

Data through May 9, 2021 verified as of May 10, 2021 at 09:25 AM

Data in this report are provisional and subject to change.

The numbers in the table below represent the number of Florida and non-Florida residents for whom test results were received by the Department of Health. A person can be tested by more than one laboratory and can have both positive and negative results. **Therefore, the sum of the numbers in each column will be larger than the total number of people tested.**

Reporting lab	Inconclusive	Negative	Positive	Percent positive	Total
CARESPOT - WELLINGTON			1	100%	1
PARKWAY REGIONAL MEDICAL CENTER LAB			1	100%	1
DESTIN SURGERY CENTER LTD		1			1
FAITH FAMILY PRACTICE			1	100%	1
HATLEY HEALTH CARE, INC		1			1
ALLEGHENY COUNTY HEALTH DEPARTMENT - PUBLIC HEALTH LABORATORY			1	100%	1
MT VIEW			1	100%	1
INTERNAL MEDICINE GROUP OF WINTER HAVEN PA		1			1
MEDEXPRESS WELL - OLDSMAR			1	100%	1
SUNY AT STONY BROOK			1	100%	1
NEMOURS CHILDRENS URGENT CARE			1	100%	1
PENROSE HOSPITAL			1	100%	1
CVS OH3481POCT MARYSVILLE		1			1
FAMILY HEALTHCARE SERVICES			1	100%	1
Williamstown Commons			1	100%	1
PINECREST MANOR		1			1
MEDHEALTH CLINICAL INC			1	100%	1
BROOKSVILLE REGIONAL HOSPITAL			1	100%	1
ADVANCE CARDIOVASCULAR IMAGING, INC			1	100%	1
Freedom Pointe at The Villages			1	100%	1
MORSELIFE HOME CARE INC			1	100%	1
Rehab Select of Talladega		1			1
WELLINGTON PHYSICIANS URGENT CARE AT PALOMINO			1	100%	1
HSRE-ASL CASSELBERRY TRS, LLC			1	100%	1
Ashland Place Health and Rehabilitation, LLC		1			1
Chateau Living Center			1	100%	1
CHATSWORTH ASSISTED LIVING COMMUNITY AT PGA NATIONAL			1	100%	1
Casa Real Center		1			1
NEXTCARE DOBSON			1	100%	1
WILMINGTON NURSING AND REHAB			1	100%	1
Kroger - KRO03400316			1	100%	1
Northwest Metro VA OPC		1			1
Encompass Health Rehab Hosp Tinton Falls		1			1
LIBERTY URGENT CARE			1	100%	1
MISSISSIPPI VALLEY REGIONAL BLOOD CENTER			1	100%	1
ABRAZO WEST CAMPUS			1	100%	1
Community Care Center of Heritage House, LLC			1	100%	1
PREMIUM HOME HEALTH CARE INC			1	100%	1
CONTINENTAL HOME HEALTH CARE INC			1	100%	1
PHYSICIANS IMMEDIATE CARE CHICAGO			1	100%	1
GATEWAY COMMUNITY SERVICES INC			1	100%	1
FLORIDA EPIDEMIOLOGY PROGRAM			1	100%	1
MORGAN MEDICAL CENTER		1			1
JACKSONVILLE HEALTH & REHAB		1			1
SOUTHEAST HEALTH WESTGATE CLINIC			1	100%	1
MARTIN HEALTH PHYSICIAN GROUP			1	100%	1
GENESIS MEDICAL CENTER OF CORAL SPRINGS INC			1	100%	1

COVID-19: testing by laboratory

Data through May 9, 2021 verified as of May 10, 2021 at 09:25 AM

Data in this report are provisional and subject to change.

The numbers in the table below represent the number of Florida and non-Florida residents for whom test results were received by the Department of Health. A person can be tested by more than one laboratory and can have both positive and negative results. **Therefore, the sum of the numbers in each column will be larger than the total number of people tested.**

Reporting lab	Inconclusive	Negative	Positive	Percent positive	Total
POUDRE VALLEY HOSPITAL			1	100%	1
ST LUKE'S BOISE REGIONAL MEDICAL CENTER		1			1
WESLEY CHAPEL INTERNAL MEDICINE AND PEDIATRICS PA			1	100%	1
MEDEXPRESS URGENT CARE-HAVERHILL		1			1
WEST BOYNTON DIALYSIS			1	100%	1
ST.ELIZABETH HEALTH CENTER	1				1
SPECTRUM LABORATORY			1	100%	1
MEMORIAL HEALTH UNIVERSITY MEDICAL		1			1
THE TOLEDO HOSPITAL			1	100%	1
Rockcastle Health and Rehab		1			1
WESTOX LABS		1			1
ERLANGER WESTERN CAROLINA HOSPITAL			1	100%	1
Schoenbrunn Healthcare		1			1
Autumn Care of Suffolk		1			1
ELLCOTT CENTER FOR REHABILITATION AND		1			1
MOUNT SINAI CORAL GABLES			1	100%	1
SHAW MEDICAL GROUP LLC			1	100%	1
CARESPOT - OVIEDO			1	100%	1
HIDALGO FAMILY CLINIC			1	100%	1
DSL TENANT II LLC			1	100%	1
Kroger 588 - The Little Clinic Thompsons Station		1			1
DAVITA DIALYSIS-NORTH			1	100%	1
URGENT CARE CENTER OF PORT ORANGE LLC			1	100%	1
ADAPTIVE BIOTECHNOLOGIES			1	100%	1
DR PHILLIPS CENTER FOR WELLNESS		1			1
MEMORIAL HERMANN SOUTHWEST HOSPITAL			1	100%	1
CVS KS8601POCT OVERLAND PARK			1	100%	1
CHRISTIANA HOSPITAL		1			1
CHAMBREL AT PINECASTLE			1	100%	1
PALOMAR MEDICAL CENTER			1	100%	1
Ranger Care Center			1	100%	1
PEDIATRICS AND FAMILY CARE, LLC			1	100%	1
HEALTH FIRST MEDICAL GROUP LLC			1	100%	1
St. Catherine's manor of Findlay		1			1
ARLINGTON ADULT RESIDENTIAL FACILITY, INC			1	100%	1
Kroger 500 - The Little Clinic Speedway		1			1
Waycross VA CBOC		1			1
SUN CITY DIAGNOSTIC CENTER			1	100%	1
WELLINGTON WEST 100176			1	100%	1
SIERRA HEALTH CARE CENTER		1			1
PHYSICIANS URGENT CARE PLLC		1			1
PACIFICA CARE PLLC			1	100%	1
SUTTER HEALTH SACRAMENTO SIERRA REGION			1	100%	1
GRANITE FALLS LTC, LLC		1			1
LabCorp L#09258295 M#09258285			1	100%	1
TFH HOME HEALTH INC			1	100%	1
LIFESTREAM BEHAVIORAL CENTER INC			1	100%	1

COVID-19: testing by laboratory

Data through May 9, 2021 verified as of May 10, 2021 at 09:25 AM

Data in this report are provisional and subject to change.

The numbers in the table below represent the number of Florida and non-Florida residents for whom test results were received by the Department of Health. A person can be tested by more than one laboratory and can have both positive and negative results. **Therefore, the sum of the numbers in each column will be larger than the total number of people tested.**

Reporting lab	Inconclusive	Negative	Positive	Percent positive	Total
SYNAPSE ANALYTICAL LABS		1			1
ALL PRO ORTHOPEDICS & SPORTS MEDICINE, PA			1	100%	1
ANY LAB TEST NOW JACKSONVILLE		1			1
EXACCARE KINGSTON, LLC			1	100%	1
DEVITA		1			1
NIHCC			1	100%	1
HARMONY HEALTHCARE ORLANDO INC		1			1
SMITH KLINE			1	100%	1
ATHENS MEDICAL CENTER			1	100%	1
Washington County Nursing H0me			1	100%	1
Mayfair Village Nursing Care Center		1			1
MEDEXPRESS NORTHSIDE			1	100%	1
Ocala RKC EAST HEMO #1			1	100%	1
ST JOSEPHS CHILDRENS HOSPITAL PEDI TRANSPORT			1	100%	1
HIGH DESERT COURT GROUP HOME			1	100%	1
LANTANA HC LAB			1	100%	1
WALGREENS #5130			1	100%	1
SHRIVERS PHARMACY AND WELLNESS CENTER			1	100%	1
park avenue extended care		1			1
NEXT LEVEL URGENT CARE (WOODLANDS)			1	100%	1
SUN LABORATORY SERVICES,INC			1	100%	1
TIMPANOGOS REGIONAL HOSPITAL			1	100%	1
INDIAN RIDGE		1			1
Greenhaven Health and Rehabilitation		1			1
APACHE HEALTH CENTER			1	100%	1
STANDIFER PLACE		1			1
CARING PROFESSIONAL HEALTH CARE LLC		1			1
GWINNETT MEDICAL CENTER			1	100%	1
SENCARE MANAGEMENT		1			1
WELLSTREET - SADDLEBROOK		1			1
QC LABORATORY			1	100%	1
EMPATH HOME HEALTH LLC			1	100%	1
WINNIFRED ASSISTED LIVING FACILITY INC		1			1
SMA BEHAVIORAL HEALTH SERVICES INC		1			1
CVS OH6153POCT COLUMBUS		1			1
MINUTE CLINIC DIAGNOSTIC MED GRP OF CA		1			1
NORWALK HOSPITAL			1	100%	1
LIFE SAVERS EMERGENCY ROOM II, LLC		1			1
HEALTH CONSERVATION, INC		1			1
MED-LAKE LABORATORY			1	100%	1
NEMOUR'S CHILDREN'S CLINIC			1	100%	1
TENNOVA ER - SANGO			1	100%	1
FLORIDA FAMILY LABORATORY		1			1
FOUR FREEDOMS DIALYSIS			1	100%	1
ADVANCE HEALTH AND WELLNESS SOLUTIONS			1	100%	1
Court House Center		1			1
ADVENTHEALTH WOUND CARE CENTER			1	100%	1

COVID-19: testing by laboratory

Data through May 9, 2021 verified as of May 10, 2021 at 09:25 AM

Data in this report are provisional and subject to change.

The numbers in the table below represent the number of Florida and non-Florida residents for whom test results were received by the Department of Health. A person can be tested by more than one laboratory and can have both positive and negative results. **Therefore, the sum of the numbers in each column will be larger than the total number of people tested.**

Reporting lab	Inconclusive	Negative	Positive	Percent positive	Total
MEDONE URGENT CARE			1	100%	1
BAPTIST MEDICAL PLAZA AT WESTCHESTER			1	100%	1
NEMOURS CHILDREN HOSPITAL			1	100%	1
ERIE COUNTY EMERGENCY SERVICES DIV OF		1			1
GUILFORD IMMEDIATE CARE, SYAH, LLC		1			1
SPECIALTY DRUG TESTING			1	100%	1
CVS IL5822POCT MOKENA		1			1
ENT AND ALLERGY ASSOCIATES, LLP		1			1
Medicalodges Neosho			1	100%	1
Lexington Medical Center Extended Care		1			1
WALGREENS #15291		1			1
DOCTORS HOSPITAL OF LAREDO			1	100%	1
PLANTATION DIALYSIS			1	100%	1
Broomall Manor		1			1
HILLVIEW TERRACE			1	100%	1
BMRHC HARRISON		1			1
PATIENT FIRST - WOODBURY		1			1
PATIENT FIRST - CHERRY HILL		1			1
HIGHLAND LABORATORY			1	100%	1
ST LUKE'S CORNWALL HOSPITAL N			1	100%	1
EMERY MEDICAL CENTER			1	100%	1
BOTTINEAU GOOD SAMARITAN CENTER		1			1
QUALITY LAB			1	100%	1
ADVANCED MEDICAL LABORATORIES (AML)			1	100%	1
Glen Oaks Health and REhabilitation		1			1
Oklahoma Methodist Manor			1	100%	1
BOCA GENERAL AND FAMILY MEDICINE		1			1
FRIO REGIONAL PRIMARY CARE AND URGENT CARE CLINIC			1	100%	1
PCG MOLECULAR			1	100%	1
Spring Gate Rehab and Healthcare Center		1			1
COASTAL ER IX, PHYSICIANS PREMIER			1	100%	1
Mason Health and Rehab		1			1
Kroger 670 - The Little Clinic Powell		1			1
Premier Estates of Dublin, LLC		1			1
THE LITTLE CLINIC, LLC			1	100%	1
VA North May Outpatient Clinic		1			1
Robinson Terrace Rehabilitation and Nursing Center		1			1
BRIDGES AT LIFE CARE CENTER OF OCALA, THE			1	100%	1
CVS MA1121POCT WESTFORD		1			1
BETTER U BETTER LIFE WELLNESS LLC			1	100%	1
DERMDX, DIV OF AURORA DIAGNOSTICS/BERNHARDT LAB		1			1
CAN COMMUNITY HEALTH LLC		1			1
PANCARE HEALTH - BRUCE			1	100%	1
FLORIDA ADVANCED MEDICAL AND DERM AESTHETICS LLC			1	100%	1
Monument Health Strugis Care Center		1			1
SOMA MEDICAL CENTER PA #4			1	100%	1
NOVANT HEALTH PRINCE WILLIAM WELLNESS CENTER			1	100%	1

COVID-19: testing by laboratory

Data through May 9, 2021 verified as of May 10, 2021 at 09:25 AM

Data in this report are provisional and subject to change.

The numbers in the table below represent the number of Florida and non-Florida residents for whom test results were received by the Department of Health. A person can be tested by more than one laboratory and can have both positive and negative results. **Therefore, the sum of the numbers in each column will be larger than the total number of people tested.**

Reporting lab	Inconclusive	Negative	Positive	Percent positive	Total
MEDEXPRESS URGENT CARE-BRENTWOOD		1			1
LANGLEY DIALYSIS			1	100%	1
MEDICAL ASSOCIATES OF CARTER		1			1
MEDICAL LIFE-INC GUIDEWELL EMERGENCY MEDICINE			1	100%	1
LEE MEMORIAL HEALTH SYSTEMS HOME HEALTH		1			1
WORKFORCE HEALTH DEPARTMENT			1	100%	1
GENESIS HEALTH SYSTEM			1	100%	1
Rosa Coplon Jewish Home and Infirmary		1			1
IMMERSION RECOVERY CENTER LLC			1	100%	1
CONNECTICUT PEDIATRICS @ CHC		1			1
MCR HEALTH MEDICAL EXPRESS			1	100%	1
Life Care Center of Paradise Valley		1			1
SUMMIT HEALTHCARE REGIONAL MEDICAL		1			1
ROSLYN INTERNAL MEDICINE		1			1
Remarkable Healthcare Dallas			1	100%	1
AESTHETIC PHYSICIANS PC			1	100%	1
Heritage of Red Cloud		1			1
BAPTIST HOSPITAL EAST			1	100%	1
APC HEALTH LLC			1	100%	1
Kroger 016 - The Little Clinic Centennial		1			1
WMG URGENT CARE WOODSTOCK			1	100%	1
SANCHEZ CAZAU MEDICAL GROUP			1	100%	1
Avantara Lake Norden		1			1
ADVANCED RESEARCH INSTITUTE			1	100%	1
EAST LANSING OPCO		1			1
VA Texas Valley Coastal Bend Harlingen HCC		1			1
ST FRANCIS MEDICAL CENTER			1	100%	1
FLORIDA HEART AND VASCULAR MULTISPECIALTY GROUP PA			1	100%	1
AVERA SACRED HEART HOSPITAL			1	100%	1
Arlington Care Center			1	100%	1
EUROFINS PHOENIX			1	100%	1
Avista Nursing and Rehab			1	100%	1
WALKERS DRUG STORE			1	100%	1
FIVE STAR PREMIER RESIDENCES OF POMPANO BEACH			1	100%	1
LOGAN COUNTY HOSPITAL			1	100%	1
ADVENTHEALTH SENIOR CARE AT ORMOND			1	100%	1
MEDEXPRESS URGENT CARE - BENTONVILLE		1			1
SC-GA2018 THE RIDGE REHABILITATION & H		1			1
MULTICARE PHYSICIANS			1	100%	1
VANAJA SUREDDI MD PA			1	100%	1
AristaCare at Meadow Springs		1			1
BAYLOR SCOTT & WHITE ALL SAINTS MEDICAL CENTER FT			1	100%	1
OXLEY PARK HEALTH & REHAB		1			1
NEMOURS CHILDREN'S			1	100%	1
MISSION REGIONAL MEDICAL CENTER			1	100%	1
BIODORON LABORATORIES			1	100%	1
TEXAS HEALTH HARRIS METHODIST HOSPITAL			1	100%	1

COVID-19: testing by laboratory

Data through May 9, 2021 verified as of May 10, 2021 at 09:25 AM

Data in this report are provisional and subject to change.

The numbers in the table below represent the number of Florida and non-Florida residents for whom test results were received by the Department of Health. A person can be tested by more than one laboratory and can have both positive and negative results. **Therefore, the sum of the numbers in each column will be larger than the total number of people tested.**

Reporting lab	Inconclusive	Negative	Positive	Percent positive	Total
GALVESTON COUNTY HEALTH DISTRICT			1	100%	1
MOUNTAINVIEW URGENT CARE VALLEY		1			1
ATLANTIS VISION CENTER			1	100%	1
PULSE MEDICAL DOCTOTS LLC			1	100%	1
WELLSTREET CLAIRMONT		1			1
CONVENIENT MD			1	100%	1
EXPRESS LAB LIVINGSTON			1	100%	1
SELECT SPECIALTY HOSPITAL - ORLANDO SOUTH			1	100%	1
KEY BISCAYNE PEDIATRIC ASSOCIATES INC			1	100%	1
VITAL CARE			1	100%	1
LACKAWANNA HEALTH AND REHAB CENTER		1			1
SUNRISE/QUAY COUNTY HEALTH CLINIC		1			1
Pinnacle Health and Rehab at South Portland		1			1
NAVICENT HEALTH OCONEE, LLC		1			1
BLESSINGS MEDICAL CLINIC, THE			1	100%	1
CONCENTRA - TAMPA EAST		1			1
CROZER-CHESTER MEDICAL CENTER			1	100%	1
Smg At Bridgewater Family Medicine		1			1
LANGLADE			1	100%	1
Signature HealthCare of Bowling Green		1			1
FLORIDA CLINICAL RESEARCH CENTER, LLC			1	100%	1
SPORTS MEDICINE CLINIC - U OF WYOMING			1	100%	1
STEPHENS COUNTY HOSPITAL			1	100%	1
CRESTHAVEN			1	100%	1
LAB TEST KENDALL LLC		1			1
NONA MEDICAL ARTS		1			1
NORTHWEST TEXAS HEALTHCARE SYSTEM,INC			1	100%	1
PROGRESSIVE URGENT CARE, PC			1	100%	1
AVANTARA REDFIELD		1			1
LIFE CARE CENTER OF CLEVELAND		1			1
SUNCOAST FAMILY MEDICAL ASSOCIATES			1	100%	1
MGH DEPARTMENT OF PATHOLOGY			1	100%	1
CMC MERCY LABORATORY			1	100%	1
MID FLORIDA DERMATOLOGY ASSOCIATES PA			1	100%	1
PEDIATRIC PARTNERS ZEPHYRHILLS			1	100%	1
Central Alabama Veterans HCS - West Campus		1			1
PRECISE PATHOLOGY ASSOCIATES PLLC			1	100%	1
JEFFREY A HIRSCHFIELD, MD PA			1	100%	1
EVENTIDE LUTHERAN HOME		1			1
PATIENT FIRST - HAMILTON		1			1
HONU	1				1
IVY CREEK HEALTHCARE & WELLNESS CENTRE			1	100%	1
Northern Nevada State Veterans Home		1			1
CHILDREN'S AT CHAMBLEE BROOKHAVEN URGE		1			1
INTERNAL MEDICINE ASSOCIATES OF LAKE			1	100%	1
Good Shepherd Fairview Home, Inc.		1			1
KENDALL PEDIATRICS PARTNERS LLC			1	100%	1

COVID-19: testing by laboratory

Data through May 9, 2021 verified as of May 10, 2021 at 09:25 AM

Data in this report are provisional and subject to change.

The numbers in the table below represent the number of Florida and non-Florida residents for whom test results were received by the Department of Health. A person can be tested by more than one laboratory and can have both positive and negative results. **Therefore, the sum of the numbers in each column will be larger than the total number of people tested.**

Reporting lab	Inconclusive	Negative	Positive	Percent positive	Total
SHANNON MEDICAL CENTER			1	100%	1
URGENTMED			1	100%	1
MEMORIAL HERMANN OCCUPATIONAL HEALTH			1	100%	1
Shelbyville Manor		1			1
Franciscan Convalescent Hospital		1			1
LONESTAR 24HRER MANAGEMENT LLC DBA LONESTAR 24HRER			1	100%	1
VALLEY HOSPITAL MEDICAL CENTER		1			1
KAISER PERMANENTE REGIONAL REFERENCE LABORATORY		1			1
ADVENTHEALTH HOME CARE WATERMAN			1	100%	1
NEW MILFORD HOSPITAL			1	100%	1
TEMPLE TERRACE DIALYSIS			1	100%	1
American Fork Care Center dba Heritage Care Center		1			1
SALEM HOSPITAL REGIONAL LABORATORY		1			1
SAINT PETE MRI			1	100%	1
SEABROOK EMS			1	100%	1
MEDICAL EXAMINERS OFFICE, LEESBURG			1	100%	1
BRADENTON CONVENTION CENTER□			1	100%	1
SOUTH TEXAS HEALTH SYSTEM ER - WARE ROAD			1	100%	1
KIOSK MEDICINE KENTUCKY LLC		1			1
SPRINGBROOK HOSPITAL			1	100%	1
Mountain City Care and Rehabilitation Center		1			1
HEBER VALLEY MEDICAL CENTER			1	100%	1
GENVIEW DIAGNOSIS INC			1	100%	1
FORT LOUDOUN PRIMARY CARE		1			1
MEDEXPRESS URGENT CARE - MT EPHRAIM		1			1
MAIN STREET PHARMACY OF MARCELLUS, INC		1			1
NATIONAL GENETIC INSTITUTE			1	100%	1
Parkside Manor		1			1
MEMORIAL PHYSICIANS LABORATORY			1	100%	1
HIGHLANDS CLINICAL LABORATORY			1	100%	1
ROCKLEDGE HEALTH & REHABILITATION CENTER			1	100%	1
SOUTH DADE NURSING & REHABILITATION CENTER□			1	100%	1
WESTEX URGENT CARE, PLLC			1	100%	1
AUSTIN ER LLC			1	100%	1
BGB SUMMIT MEDICAL GROUP		1			1
AVON PARK CLUSTER		1			1
WALGREENS #06025		1			1
WELLCARE URGENT CARE			1	100%	1
PROVIDENCE PORTLAND MEDICAL CENTER		1			1
St. Anthonys Nursing and Rehab			1	100%	1
SUNSHINE URGENT CARE			1	100%	1
CLEVELAND CLINIC OUTPATIENT LABORATORY			1	100%	1
DOCTORS MEDICAL CENTER			1	100%	1
ADVANCE FLORIDA CONSULTING			1	100%	1
HARDIN MEMORIAL HOSPITAL - HEARTLAND PATHOLOGY CONSULTANTS			1	100%	1
Miller Health Care Center			1	100%	1
Kroger 779 - The Little Clinic Georgetown		1			1

COVID-19: testing by laboratory

Data through May 9, 2021 verified as of May 10, 2021 at 09:25 AM

Data in this report are provisional and subject to change.

The numbers in the table below represent the number of Florida and non-Florida residents for whom test results were received by the Department of Health. A person can be tested by more than one laboratory and can have both positive and negative results. **Therefore, the sum of the numbers in each column will be larger than the total number of people tested.**

Reporting lab	Inconclusive	Negative	Positive	Percent positive	Total
AMERICA'S ER SITE 002 LLC			1	100%	1
Heartland of Pittsburgh PA, LLC		1			1
NORWOOD HEALTH CENTER		1			1
CAH ACQUISITION COMPANY 11 LLC			1	100%	1
The Center at Centennial			1	100%	1
AURORA CONSOLIDATED LABORATORY			1	100%	1
Kroger 705 - The Little Clinic Richmond		1			1
A.G. Rhodes		1			1
Consulate Health Care of Tallahassee			1	100%	1
AHC Dyersburg		1			1
YUMA REGIONAL MEDICAL CENTER			1	100%	1
PRIME CARE FAMILY MEDICINE			1	100%	1
Hillside Manor Rehabilitation and Extended Care Center		1			1
ALLEGANY COUNTY DEPARTMENT OF HEALTH		1			1
FLORIDA DEPARTMENT OF HEALTH PALM BEACH COUNTY			1	100%	1
THE EMORY CLINIC			1	100%	1
MEMORIAL HOSPITAL AT GULFPORT			1	100%	1
RYE BEACH PHARMACY INC		1			1
WALKIN MEDICAL URGENT CARE,NEW CITY			1	100%	1
COURTLAND TERRACE		1			1
ENCOMPASS HEALTH REHAB HOSP TOMS RIVER		1			1
TAYLOR COUNTY HEALTH DEPARTMENT			1	100%	1
Walgreens #12153		1			1
CVS IL7142POCT LOCKPORT		1			1
SOMA MEDICAL CENTER PA #2 OAKLAND			1	100%	1
BUENA VENTURA LAKES DIALYSIS			1	100%	1
CVS KS8573POCT OVERLAND PARK		1			1
MONROE COUNTY PUBLIC HEALTH DEPARTMENT			1	100%	1
Village Crest Center for Health & Rehabilitation		1			1
ELAN MANATEE			1	100%	1
ABE'S GARDEN/PARK MANOR APARTMENTS		1			1
RIVERVIEW HOSPITAL	1				1
URGENT CARE OF FORT LAUDERDALE INC			1	100%	1
PORTSMOUTH REG. HOSPITAL			1	100%	1
GOOD SAMARITAN SOCIETY - DE SMET		1			1
ADAMS COUNTY HEALTH DEPARTMENT			1	100%	1
TMH CANCER CENTER LABORATORY			1	100%	1
NORTH RIVER FAMILY HEALTH CENTER			1	100%	1
JOSHUA E CHESIR MD		1			1
Glen Haven Health and Rehabilitation LLC		1			1
GARDENS AT MAPLEWOOD			1	100%	1
Mountain View Manor			1	100%	1
Holly Hill Healthcare Center			1	100%	1
EAST FL CORE LAB			1	100%	1
PELICAN STATE OUTPATIENT CENTER			1	100%	1
NICKLAUS CHILDREN'S DORAL OUTPATIENT CENTER			1	100%	1
DE TAR HOSPITAL			1	100%	1

COVID-19: testing by laboratory

Data through May 9, 2021 verified as of May 10, 2021 at 09:25 AM

Data in this report are provisional and subject to change.

The numbers in the table below represent the number of Florida and non-Florida residents for whom test results were received by the Department of Health. A person can be tested by more than one laboratory and can have both positive and negative results. **Therefore, the sum of the numbers in each column will be larger than the total number of people tested.**

Reporting lab	Inconclusive	Negative	Positive	Percent positive	Total
ADVENTHEALTH MEDICAL GROUP PEDIATRICS DIABETES &			1	100%	1
Chicago Heights CBOC		1			1
CHI ST ALEXIUS TRANSITIONAL CARE UNIT		1			1
HACKENSACK UNIVERSITY MEDICAL CENTER		1			1
Citadel		1			1
CVS CA5958POCT EASTVALE		1			1
Grand Junction VAMC		1			1
ADVENT HEALTH MEDICAL GROUP MULTISPECIALTY			1	100%	1
KNAPP MEDICAL GROUP			1	100%	1
FAMILY MEDICINE AT CELEBRATION		1			1
HEALTHALLIANCE HOSPITAL LABORATORY		1			1
DR DAN C TRIGG MEMORIAL HOSPITAL		1			1
CARESOUTH HHA HOLDINGS OF VIRGINIA, LLC			1	100%	1
EXAC CARE CROSSVILLE		1			1
DAVENPORT DIALYSIS CENTER		1			1
Belvoir Woods Health Care Center at The Fairfax		1			1
SOUTHWEST VIRGINIA COMMUNITY HEALTH SYSTEMS			1	100%	1
HARBOR OAKS GOLDEN YEARS			1	100%	1
COVENANT HEALTH		1			1
CARY CLINIC			1	100%	1
Kroger 367 - The Little Clinic Walton		1			1
MEDICAL ASSOCIATES OF PINELLAS - LAB			1	100%	1
Walgreens #19461		1			1
OPCO LLC LEGACY NURSING AND REHABILITA		1			1
CAPE CORAL HOSPITAL NURSING			1	100%	1
DONALSONVILLE HOSPITAL			1	100%	1
ST PETERSBURG GENERAL HOSPITAL LABORATORY			1	100%	1
DOCTOR TODAY URGENT CARE			1	100%	1
TARRYTOWN PHARMACY			1	100%	1
WALK IN FAMILY MEDICINE CENTER			1	100%	1
ADVENT HEALTH MEDICAL GROUP AT PINELLAS PARK			1	100%	1
Brookdale Richmond Place		1			1
SONNI'S PEDIATRICS			1	100%	1
CLEVELAND CLINIC FLORIDA LAB			1	100%	1
WELLMED AT BAY AREA		1			1
MOREHOUSE COLLEGE STUDENT HEALTH CENTE		1			1
SUMMIT LABORATORY			1	100%	1
Kroger 524 - The Little Clinic Iron Bridge Road		1			1
Kroger 379 - The Little Clinic Stony Brook		1			1
Central Park Healthcare & Rehabilitation Center		1			1
ALPHA 1 ANTITRYPSIN RESEARCH PROGRAM			1	100%	1
ROCK RAPIDS HEALTH CENTRE		1			1
LIFELINK FOUNDATION INC D/B/A			1	100%	1
PUBLIX PHARMACY # 1236			1	100%	1
ORMC-ARDEN/EOI			1	100%	1
Wayne County Nursing Home		1			1
ALL PEDIATRIC CARE PA			1	100%	1

COVID-19: testing by laboratory

Data through May 9, 2021 verified as of May 10, 2021 at 09:25 AM

Data in this report are provisional and subject to change.

The numbers in the table below represent the number of Florida and non-Florida residents for whom test results were received by the Department of Health. A person can be tested by more than one laboratory and can have both positive and negative results. **Therefore, the sum of the numbers in each column will be larger than the total number of people tested.**

Reporting lab	Inconclusive	Negative	Positive	Percent positive	Total
VISITING PHYSICIAN SERVICES, LLC			1	100%	1
SOMA MEDICAL CENTER PA #2			1	100%	1
SANDPIPER CLUSTER		1			1
CARDIOLOGY AND FITNESS MEDICINE		1			1
Kroger 629 - The Little Clinic Cartersville, GA Hwy 41		1			1
MEMORIAL HOSPITAL - BELLEVILLE			1	100%	1
ASUNCION HOME HEALTH CARE CORP			1	100%	1
Wexner Heritage House			1	100%	1
ST. PETERSBURG PEDIATRICS-SEMINOLE			1	100%	1
PALACE CARE AND REHAB		1			1
STEWART MEDICAL GROUP INC			1	100%	1
AFTER HOURS CARE OF AMERICUS INCORPORA			1	100%	1
BIOMAT USA INC			1	100%	1
MAIN LAB			1	100%	1
PASTEUR MEDICAL CENTER LLC		1			1
GREATER MIAMI DIALYSIS			1	100%	1
HEART HOSPITAL OF LAFAYETTE: EMERGENCY ROOM			1	100%	1
CROSS CREEK HEALTH CARE		1			1
MY URGENT CARE CLINIC			1	100%	1
PIONEER CLINICAL RESEARCH LLC			1	100%	1
CENTRAL FLORIDA HOSPITALIST			1	100%	1
UT MD ANDERSON CANCER CENTER-TUMOR MARKER LAB			1	100%	1
ManorCare Health Services-Monroeville		1			1
CHILDREN PHYSICIANS GROUP			1	100%	1
KEYS PEDIATRICS PLLC			1	100%	1
LAKELAND MEDICAL CENTER			1	100%	1
RIVIERA BEACH HEALTH CENTER LAB			1	100%	1
ALIMETRIX INC		1			1
ASHLEY PEDIATRICS DAY AND NIGHT CLINIC			1	100%	1
NHC Chattanooga			1	100%	1
RAPID CITY REGIONAL HOSPITAL -579 ATTN. LABORATORY		1			1
PHYSICIANS ASSOCIATES			1	100%	1
Alexandria Place		1			1
BMC/NASSAU			1	100%	1
DOCTORS HEARING			1	100%	1
Alden Lincoln Park			1	100%	1
bishop rehabilitation and nursing center		1			1
WEST PENSACOLA DIALYSIS CENTER			1	100%	1
PATIENT FIRST-GENERAL BOOTH			1	100%	1
Kroger 519 - The Little Clinic Staples Mill Road		1			1
MEDHELP			1	100%	1
Peninsula Nursing and Rehabilitation Center		1			1
ADVANCED INDIVIDUALIZED MEDICINE OF NAPLES			1	100%	1
DIVERSICARE OF BIG SPRINGS		1			1
MID FLORIDA COMMUNITY SERVICES			1	100%	1
ASSISTED LIVING AT TREZEVANT		1			1
Portsmouth Health and Rehab			1	100%	1

COVID-19: testing by laboratory

Data through May 9, 2021 verified as of May 10, 2021 at 09:25 AM

Data in this report are provisional and subject to change.

The numbers in the table below represent the number of Florida and non-Florida residents for whom test results were received by the Department of Health. A person can be tested by more than one laboratory and can have both positive and negative results. **Therefore, the sum of the numbers in each column will be larger than the total number of people tested.**

Reporting lab	Inconclusive	Negative	Positive	Percent positive	Total
Children's Specialized Hospital		1			1
LAKELAND REGIONAL HEALTH AUBURNDALE		1			1
TAMPA GENERAL MEDICAL GROUP LABORATORY HEALTHPARK			1	100%	1
MEDEXPRESS URGENT CARE - LINDEN		1			1
FOUNDCARE HEALTH			1	100%	1
RANDOLPH-MACON COLLEGE			1	100%	1
LABORATORY SERVICES SGHS - CAMDEN		1			1
MEMORIAL HOSPITAL MIRAMAR WAIVED TESTING			1	100%	1
UNITED HOSPITAL CENTER LABORATORY			1	100%	1
AUBURNDALE DOCTOR TODAY			1	100%	1
WMC HEALTH GROUP INC			1	100%	1
MARINA DEL REY HOSPITAL LAB			1	100%	1
THE MEDICAL CENTER AT SCOTTSVILLE			1	100%	1
GARDENS PEDIATRICS LAB			1	100%	1
WEST VIRGINIA UNIVERSITY HOSPITALS, INC			1	100%	1
FAMILY PRACTICE ASSOCIATES		1			1
LEHIGH REGIONAL WOUND CENTER			1	100%	1
CHP COVID-19 (TX)			1	100%	1
ANDERSON MEDICAL		1			1
WALGREENS #10854		1			1
LUMICO LIFE INSURANCE COMPANY		1			1
Cloverdale Rehabilitation and Nursing Center		1			1
Smg/North Jersey Hematology & Oncology		1			1
ALAFAYA WOODS FAMILY MEDICAL CENTER		1			1
KINGWOOD EMERGENCY HOSPITAL			1	100%	1
PHYSICIANS OF CENTRAL FLORIDA			1	100%	1
UMMC MIDTOWN CAMPUS			1	100%	1
KNOX COMMUNITY HOSPITAL			1	100%	1
Abernethy Laurels		1			1
ACCULAB			1	100%	1
BEST CHOICE WELLNESS & LABORATORY LLC			1	100%	1
PARK CITY HOSPITAL - RESPIRATORY CARE SERVICES			1	100%	1
UF HEALTH FAMILY MEDICINE-GOODBYS CREEK			1	100%	1
VELOCITY URGENT CARE - REDMILL			1	100%	1
STONESPRINGS HOSPITAL CENTER			1	100%	1
ACCURATE HEALTH SERVICES CORP			1	100%	1
VALENCIA BRANCH LABORATORY	1				1
BLACK SHEEP MEDICAL			1	100%	1
COSTAMED GRUPO MEDICO			1	100%	1
JOHN D. ARCHBOLD MEMORIAL HOSPITAL			1	100%	1
HOSPICE OF MARION COUNTY INC			1	100%	1
WINTER HAVEN DIALYSIS		1			1
NORTH MIAMI BEACH SURGICAL CENTER			1	100%	1
LAKE MARY DIALYSIS			1	100%	1
CVS NV9586POCT RENO		1			1
Fargo VA Healthcare System		1			1
Good Samaritan Society - Mountian Lake		1			1

COVID-19: testing by laboratory

Data through May 9, 2021 verified as of May 10, 2021 at 09:25 AM

Data in this report are provisional and subject to change.

The numbers in the table below represent the number of Florida and non-Florida residents for whom test results were received by the Department of Health. A person can be tested by more than one laboratory and can have both positive and negative results. **Therefore, the sum of the numbers in each column will be larger than the total number of people tested.**

Reporting lab	Inconclusive	Negative	Positive	Percent positive	Total
PCR DIAGNOSTICS			1	100%	1
Elderwood at Lancaster		1			1
Kroger 909 - The Little Clinic Hamilton			1	100%	1
PATHOLOGYT & LAB MEDICINE SERVICES			1	100%	1
MICROBIOLOGY DEPARTMENT			1	100%	1
INTERFAITH MEDICAL CENTER		1			1
CFCH - FROSTPROOF			1	100%	1
MACKINAC STRAITS LONG TERM CARE UNIT		1			1
TANGLEWOOD MANOR		1			1
CLERMONT HEALTH DEPARTMENT			1	100%	1
CENTRAL TX MEDICAL CENTER - LAB			1	100%	1
CHESAPEAKE REGIONAL MEDICAL CENTER			1	100%	1
St. Anne Home		1			1
Encompass Health Rehab Hosp Alexandria		1			1
EMERGENCE MEDICINE			1	100%	1
APPLECARE BRUNSWICK			1	100%	1
HARBOR HOSPITAL			1	100%	1
WINTER PARK MEMORIAL HOSPITAL LABORATORY		1			1
FLAGLER CARE CENTER			1	100%	1
LEXINGTON HOSPITAL CORPORATION			1	100%	1
TCPA CLINICAL LABORATORIES			1	100%	1
CONWAY - SHERWOOD URGENT CARE			1	100%	1
Lakeview Care Center			1	100%	1
Brynwood Health & Rehabilitation Center			1	100%	1
CYPRESS CREEK OUTPATIENT SURGICAL CTR, LLC			1	100%	1
Towne Manor East		1			1
Bridgeway Care and Rehabilitation Center		1			1
BAM INC		1			1
Regency Square			1	100%	1
CENTRAL CAROLINA HOSPITAL			1	100%	1
APOLLOMDX LLC			1	100%	1
PRIME HEALTHCARE SERVICES		1			1
WESTCOAST FAMILY PRACTICE		1			1
WEST FLORIDA HOSPITAL LABORATORY			1	100%	1
MEDISURE DBA MY WELLNESS EXPRESS			1	100%	1
Salem Hills Rehabilitation and Nursing Center		1			1
2504-HOMEWOOD		1			1
CONVENIENT MEDICAL AND HEALTH SERVICES			1	100%	1
FRONT PORCH PEDIATRICS PLLC			1	100%	1
FIRST CARE OF GAINESVILLE			1	100%	1
UNITED HEALTHCARE			1	100%	1
HCL LABORATORIES			1	100%	1
FAMILY MEDICINE AT KISSIMMEE		1			1
LONG ISLAND MINIMALLY INVASIVE SURGERY		1			1
Kroger 929 - The Little Clinic Corryville		1			1
Perham Living			1	100%	1
MORNINGSIDE NURSING AND REHABILITATION		1			1

COVID-19: testing by laboratory

Data through May 9, 2021 verified as of May 10, 2021 at 09:25 AM

Data in this report are provisional and subject to change.

The numbers in the table below represent the number of Florida and non-Florida residents for whom test results were received by the Department of Health. A person can be tested by more than one laboratory and can have both positive and negative results. **Therefore, the sum of the numbers in each column will be larger than the total number of people tested.**

Reporting lab	Inconclusive	Negative	Positive	Percent positive	Total
ABSOLUTE HEALTHCARE			1	100%	1
OMNI HEALTHCARE URGENT CARE			1	100%	1
THE CLINIC ON SIXTH			1	100%	1
PM PEDIATRICS PC			1	100%	1
LOURDES URGENT CARE			1	100%	1
Birmingham Nursing & Rehab Center		1			1
LAREDO CARE CLINIC NORTH		1			1
RM LAB LLC DBA EXPRESS LAB		1			1
CSI LABORATORIES FLORIDA			1	100%	1
THE READING HOSPITAL AND MEDICAL CENTER			1	100%	1
Piedmont Crossing		1			1
PEDIATRIC ASSOCIATES OF ORLANDO			1	100%	1
UF HEALTH - WILDLIGHT			1	100%	1
GOOD SHEPHERD HEALTH SYSTEM			1	100%	1
LADY LAKE FAMILY MEDICINE			1	100%	1
DESERT ROSE FL LLC		1			1
FHPG INTERNAL MEDICINE OF BRANDON			1	100%	1
CONCIERGE INTERNAL MEDICINE ASSOCIATES			1	100%	1
INDIAN RIVER CLINICAL LABORATORY, INC.		1			1
LOPEZ		1			1
BALLAD HEALTH MEDICAL ASSOCIATES URGENT CARE			1	100%	1
SPARTA HEALTH & REHAB		1			1
PASTEUR MEDICAL HIALEAH GARDEN LLC			1	100%	1
Aspire Physical Recovery Center at Cahaba River		1			1
SAMSON MEDICAL CLINIC			1	100%	1
VillageCare Rehabilitation and Nursing Center		1			1
MT CARMEL NURSING HOME		1			1
LOUIS STOKES CLEVELAND VA MEDICAL CENTER			1	100%	1
US PUBLIC HEALTH SERVICE HOSPITAL			1	100%	1
OHIO VALLEY MANOR NURSING &		1			1
NORTHSIDE FAMILY MEDICINE AND URGENT CARE (MIDTOWN)		1			1
SOUTHWEST ORLANDO FAMILY MEDICINE, PL			1	100%	1
SOUTHEASTERN HEALTH FACILITES, INC		1			1
WALKING URGENT CARE INC			1	100%	1
Dugan Memorial Home		1			1
MERCY - NORTH IOWA			1	100%	1
BAPTIST MEDICAL PLAZA AT MIAMI LAKES DIAGNOSTICS			1	100%	1
SGMC- SMITH NORTHVIEW CAMPUS			1	100%	1
TITAN GENOMICS, LLC			1	100%	1
NORTHWEST FLORIDA SPECIALTY PHYSICIANS LLC		1			1
PINNACLE DIALYSIS		1			1
Kroger 126 - The Little Clinic Cottonwood		1			1
BEVERLY ADVANCED PRACTICE NURSING		1			1
STAYING HEALTHY MEDICAL SERVICES			1	100%	1
Kroger - KR070300083			1	100%	1
RESIDENCES AT MIAMI / REIGN GARDENS LLC, THE			1	100%	1
WELLMED AT LINEBAUGH AVE			1	100%	1

COVID-19: testing by laboratory

Data through May 9, 2021 verified as of May 10, 2021 at 09:25 AM

Data in this report are provisional and subject to change.

The numbers in the table below represent the number of Florida and non-Florida residents for whom test results were received by the Department of Health. A person can be tested by more than one laboratory and can have both positive and negative results. **Therefore, the sum of the numbers in each column will be larger than the total number of people tested.**

Reporting lab	Inconclusive	Negative	Positive	Percent positive	Total
SKY RIDGE MEDICAL CENTER - MICRO			1	100%	1
SHAMRA MEDICAL LABORATORY			1	100%	1
BRIAN C GRINER MD LLC			1	100%	1
Newton Wellesley Center for Alzheimer's Care		1			1
FLAGLER COUNTY BOARD OF COUNTY COMMISSIONERS			1	100%	1
Erwin Health Care Center		1			1
MOUNT SINAI MEDICAL CENTER OF FLORIDA INC			1	100%	1
FIU HEALTH CARE CENTER			1	100%	1
Pelican Health Norfolk			1	100%	1
SUMMIT URGENT CARE - FAYETTEVILLE		1			1
Kroger 532 - The Little Clinic Murfreesboro		1			1
Excel Care Center			1	100%	1
SOUTHEASTERN INTEGRATED MEDICAL PL			1	100%	1
MERITUS MEDICAL CENTER			1	100%	1
XSTREMEMD			1	100%	1
INTERNAL MEDICINE EMILIA MURRAY MD PA		1			1
LEE MEMORIAL HOSPITAL OUTPATIENT SURGERY CENTER			1	100%	1
MISSOURI DEPARTMENT OF HEALTH AND SENIOR SERVICES - STATE PH LAB		1			1
XPRESHECK IAD (DULLES)			1	100%	1
NORTHSIDE FAMILY MEDICINE		1			1
Encompass Health Rehab Hosp Salisbury		1			1
LINK PHARMACY LLC		1			1
Canandaigua VAMC		1			1
HOUSTON MEDICAL CENTER LABORATORY			1	100%	1
WESLEY LONG HOSPITAL			1	100%	1
CELEBRATION HOSPITAL			1	100%	1
RIDGE OPTUM FLORIDA			1	100%	1
BAY AREA HOSPITAL LAB & HST		1			1
PHYSICIANS IMMEDIATE CARE			1	100%	1
EILEEN TURBESSI MD PA		1			1
HEALTH FIRST HOME CARE		1			1
WY RETIREMENT CENTER		1			1
Kroger 682 - The Little Clinic Combs and Gantzel		1			1
Kroger 433 - The Little Clinic Atoka		1			1
VIRGINIA CVS PHARMACY, LLC DBA CVS/PHARMACY #1884		1			1
ORCHARD PARK HEALTH CARE AND REHABILITATION CENTER		1			1
GOLDING-GRANADO MEDICAL ASSOCIATES		1			1
CONVENIENT URGENT CARE			1	100%	1
FLORHAM PARK ENDOSCOPY CENTER		1			1
Parkview Care Center			1	100%	1
CVS AZ3749POCT GOODYEAR		1			1
BANNER UNIVERSITY MEDICAL CENTER			1	100%	1
PATIENT FIRST - SICKLERVILLE		1			1
BRITTNEY WHELIHAN IRWIN ARNP LLC			1	100%	1
SACRED HEART MEDICAL CENTER			1	100%	1
JOSEPH REINA PHARMACY INC DBA JRX PHAR		1			1
MARTIN ARMY COMMUNITY HOSPITAL			1	100%	1

COVID-19: testing by laboratory

Data through May 9, 2021 verified as of May 10, 2021 at 09:25 AM

Data in this report are provisional and subject to change.

The numbers in the table below represent the number of Florida and non-Florida residents for whom test results were received by the Department of Health. A person can be tested by more than one laboratory and can have both positive and negative results. **Therefore, the sum of the numbers in each column will be larger than the total number of people tested.**

Reporting lab	Inconclusive	Negative	Positive	Percent positive	Total
MARQUETTE GENERAL HOSPITAL			1	100%	1
ELKTON TRANSITIONAL CARE CENTER		1			1
PEDIATRIC ASSOC OF JACKSONVILLE PA			1	100%	1
WMC HEALTH GROUP OF KISSIMMEE LLC			1	100%	1
APS-SUMMIT CARE PHARMACY, LLC DBA OMNICARE		1			1
WATERS EDGE ELEMENTARY SCHOOL			1	100%	1
PARK AVENUE MEDICAL PROFESSIONALS PC		1			1
WRIGHT PATTERSON AFB MEDICAL CENTER			1	100%	1
NORDX			1	100%	1
GINKGO BIOWORKS INC (CONCENTRIC)		1			1
ST. ELIZABETH HEALTHCARE - FLORENCE HOSPITAL			1	100%	1
PEDIATRIC ASSOCIATES - MIAMI LAKES		1			1
NEW HORIZON PRIMARY CARE LLC			1	100%	1
Long Beach Care Center			1	100%	1
WALGREENS #10308		1			1
CARILION CLINIC LAB TESTING SITE-POSTAL		1			1
FLORIDA DEPARTMENT OF HEALTH IN BROWARD COUNTY		1			1
Tremont Health & Rehabilitation Center		1			1
METRO HEALTH HOSPITAL LABORATORY		1			1
ROAN MOUNTAIN MEDICAL CENTER			1	100%	1
Encompass Health Rehab Hosp Harmarville		1			1
SHARON REGIONAL MEDICAL CENTER			1	100%	1
NORTH SHORE HEMATOLOGY-ONCOLOGY ASSOCI		1			1
THE CHILDREN'S HOSPITAL OF PHILADELPHIA		1			1
CARESPOT - OCOEE			1	100%	1
Kroger 717 - The Little Clinic Dolphin Drive			1	100%	1
STUDENT HEALTH CENTER			1	100%	1
PANCARE HEALTH - CARR ELEM & MIDDLE SCHOOL			1	100%	1
GATEWAY FAMILY HEALTH CLINIC			1	100%	1
MCCORMICK AMBULANCE		1			1
MARY WASHINGTON HOSPITAL HOME HEALTH AGENCY	1				1
BEACHSIDE DETOX		1			1
COVE AT THE MARBELLA,THE			1	100%	1
BAPTIST EMERGENCY HOSPITAL - KELLY			1	100%	1
Kroger 894 - The Little Clinic NEC		1			1
COMMUNITY URGENT CARE PC			1	100%	1
CVS MO8564POCT INDEPENDENCE		1			1
HEALTH DIV OAK RIDGE NATL LABORATORY		1			1
Kroger 97 - The Little Clinic Hutchinson		1			1
MINNESOTA HERITAGE HOUSE		1			1
KISSIMMEE HOME TRAINING		1			1
SALTZER URGENT CARE			1	100%	1
STOPWATCH URGENT CARE			1	100%	1
ASCARATE DIALYSIS			1	100%	1
SIGNATURE HEALTHCARE OF BUCKHEAD		1			1
WVU MEDICINE - WESTON			1	100%	1
ADVENTHEALTH MEDICAL GROUP FAMILY			1	100%	1

COVID-19: testing by laboratory

Data through May 9, 2021 verified as of May 10, 2021 at 09:25 AM

Data in this report are provisional and subject to change.

The numbers in the table below represent the number of Florida and non-Florida residents for whom test results were received by the Department of Health. A person can be tested by more than one laboratory and can have both positive and negative results. **Therefore, the sum of the numbers in each column will be larger than the total number of people tested.**

Reporting lab	Inconclusive	Negative	Positive	Percent positive	Total
DR BAWA AND ASSOCIATES			1	100%	1
Kroger 518 - The Little Clinic Hermitage		1			1
UHS BINGHAMTON GENERAL			1	100%	1
UFHEALTH			1	100%	1
SOLDIERS' HOME OF HOLYOKE		1			1
ALBANNA PEDIATRICS CENTER			1	100%	1
Kroger 395 - The Little Clinic Blanchester		1			1
LOWER KEYS COMMUNITY HEALTH CENTER			1	100%	1
MOUNT SINAI COMPREHENSIVE CANCER CENTER			1	100%	1
GEORGETOWN URGENT CARE			1	100%	1
UPMC NORTHWEST HOSPITAL			1	100%	1
Coos County Nursing Home		1			1
ELMCROFT OF TIMBERLIN PARC			1	100%	1
SHADY GROVE ADVENTIST HOSPITAL			1	100%	1
Kroger 523 - The Little Clinic Dickson			1	100%	1
Kingston Care Center of Fort Wayne		1			1
BSA PHYSICIANS GROUP, INC D/B/A BSA FAMILY MEDICAL			1	100%	1
ADVOCATE GOOD SAMARITAN			1	100%	1
SOUTHEAST MISSOURI HOSPITAL		1			1
REDSTONE REHABILITATION & NURSING CENT		1			1
ORANGE PEDIATRICS PA			1	100%	1
SYCAMORE MEDICAL CENTER-KETTERING HEALTH NETWORK			1	100%	1
KINGWOOD EMERGENCY CENTER			1	100%	1
DUKE UNIVERSITY MEDICAL CENTER			1	100%	1
C V S / PHARMACY #4396		1			1
ALDEN PHARMACY		1			1
GARDEN VIEW CARE CENTER		1			1
Kroger 805 - The Little Clinic Lewis Center		1			1
BOCA CIEGA CENTER			1	100%	1
EXPRESS WALK IN MEDICAL CENTER			1	100%	1
PRIMEX CLINICAL LABORATORIES INC			1	100%	1
ORAL & FACIAL SURGERY			1	100%	1
SUMMIT COUNTY PUBLIC HEALTH DEPARTMENT			1	100%	1
MEMORIAL MEDICAL CENTER			1	100%	1
CARE CONNECTIONS AT HOME LLC			1	100%	1
GATEWAY LABORATORIES		1			1
UNIVERISTY HOSPITAL			1	100%	1
HILLSBORO MEDICAL CENTER MAIN LABORATO		1			1
DIAGNOSTIC GROUP INTEGRATED HEALTHCARE			1	100%	1
NEVADA RURAL HOUSING AUTHORITY			1	100%	1
CENTRAL FLORIDA ADULT MEDICINE		1			1
WAYNE COUNTY PUBLIC HEALTH		1			1
HOME AIDE SVC OF EASTERN NY INC D/B/A		1			1
STEELFUSION CLINICAL TOXICOLOGY LABS			1	100%	1
TRUCARE LIVING CENTERS - SELMA			1	100%	1
LABONE		1			1
PEDIATRIC PARTNERS OF ZEPHYRHILLS PA			1	100%	1

COVID-19: testing by laboratory

Data through May 9, 2021 verified as of May 10, 2021 at 09:25 AM

Data in this report are provisional and subject to change.

The numbers in the table below represent the number of Florida and non-Florida residents for whom test results were received by the Department of Health. A person can be tested by more than one laboratory and can have both positive and negative results. **Therefore, the sum of the numbers in each column will be larger than the total number of people tested.**

Reporting lab	Inconclusive	Negative	Positive	Percent positive	Total
RIVERSIDE COUNTY PUBLIC HEALTH LABORATORY			1	100%	1
THE BRENNITY AT TRADITION			1	100%	1
PACE UNIVERSITY HEALTH CARE		1			1
RELIANCE HOME HEALTH CARE INC		1			1
Arbors at Gallipolis		1			1
MCLEOD MEMORIAL HOSPITAL CLARENDON			1	100%	1
MARTINSVILLE HEALTH AND REHAB			1	100%	1
OAK HAVEN REHAB AND NURSING CENTER			1	100%	1
Willowbrooke Court at Normandy Farms Estates		1			1
MAYO CLINIC OUTPATIENT DIALYSIS CENTER			1	100%	1
LAKE MARY OPTUM FLORIDA			1	100%	1
TRUECARE24			1	100%	1
Kroger 670 - The Little Clinic Dawson Forest Rd & Hwy 19		1			1
INTERMOUNTAIN HEALTHCARE LABORATORY SERVICES			1	100%	1
CVS NE8626POCT LINCOLN		1			1
PARK AVENUE PEDIATRICS PC		1			1
CARESOUTH HHA HOLDINGS OF THE TREASURE COAST LLC			1	100%	1
The Pines at Poughkeepsie Center for Nursing and Rehabilitation		1			1
BAYCARE OUTREACH LAB AT NEW TAMPA			1	100%	1
ADVENTHEALTH MEDICAL GROUP SENIOR HEALTH AT			1	100%	1
Troy Center for Rehabilitation & Nursing		1			1
MEDCOR, INC			1	100%	1
PRIMARY CARE SERVICES AT WESTMINSTER V		1			1
JMJ FAMILY PRACTICE			1	100%	1
PATIENT FIRST - FAIRFAX			1	100%	1
BOULDER COMMUNITY HOSPITAL			1	100%	1
BL DIAGNOSTICS LLC			1	100%	1
AAA MEDICAL TESTING			1	100%	1
Signature Healthcare of Georgetown		1			1
KROGER 915 - THE LITTLE CLINIC ANDERSON			1	100%	1
CENTRAL FLA PEDIATIC URGENT CARE LLC		1			1
Chestnut Ridge Nursing & Rehab		1			1
FLORIDA HOSPITAL LAB			1	100%	1
Ozark Health and Rehabilitation, LLC		1			1
CAMAI COMMUNITY HEALTH CENTER, INC			1	100%	1
PEDIATRIC ASSOCIATES - DORAL			1	100%	1
GATEWAY HEALTHCARE, PC			1	100%	1
ASSOCIATESMD			1	100%	1
GENERATIONS CENTER OF SPENCER		1			1
INTERNAL MEDICINE OF SOUTHWEST FLORIDA			1	100%	1
PHYSICIANS LAB INC			1	100%	1
KIDZ FAMILY CARE			1	100%	1
NORTH BROWARD MEDICAL CENTER			1	100%	1
MEDEXPRESS URGENT CARE - HAMILTON SQUA		1			1
NORTH COUNTY MEDICAL LAB			1	100%	1
CHILDREN'S AT SATELLITE BOULEVARD URGE		1			1
BROOKS REHAB			1	100%	1

COVID-19: testing by laboratory

Data through May 9, 2021 verified as of May 10, 2021 at 09:25 AM

Data in this report are provisional and subject to change.

The numbers in the table below represent the number of Florida and non-Florida residents for whom test results were received by the Department of Health. A person can be tested by more than one laboratory and can have both positive and negative results. **Therefore, the sum of the numbers in each column will be larger than the total number of people tested.**

Reporting lab	Inconclusive	Negative	Positive	Percent positive	Total
Kroger 970 - The Little Clinic Westfield			1	100%	1
OCEANVIEW NURSING AND REHABILITAION CENTER			1	100%	1
Sanctuary Pointe Nursing & Rehab		1			1
VELOCITY URGENT CARE - LITTLE CREEK			1	100%	1
ALLIED PEDIATRICS & FAMILY MEDICINE			1	100%	1
SPINE & PAIN CONSULTANT PLLC		1			1
LiveWell		1			1
EMERSON HOSPITAL LABORATORY			1	100%	1
Heritage Health of Peru			1	100%	1
WYOMING COUNTY DEPARTMENT OF HEALTH		1			1
BRIDGEWATER AT WATERMAN VILLAGE			1	100%	1
TARRANT MEDICAL ASSOCIATES			1	100%	1
SANFORD HOME		1			1
CURELOGICS WOUND CARE & HYPERBARIC CENTER		1			1
SANTA BARABARA ALF LLC (THE WINDSOR)			1	100%	1
MEDCOR AT ROYAL CARIBBEAN			1	100%	1
DEL PRADO MEDICAL CENTER, INC		1			1
HABANA HEALTH CARE CENTER			1	100%	1
SUNCOAST BEHAVIORAL HEALTH CENTER			1	100%	1
MOUNT SINAI MEDICAL CENTER AVENTURA ER			1	100%	1
DOCS OUTSIDE THE BOX INC			1	100%	1
MEADOWS PARK HEALTH AND REHABILITATION		1			1
Hillside Rehab and Care Center			1	100%	1
TAMPA HEALTH CARE PROVIDERS PA		1			1
SJMC PHYSICIAN SERVICES			1	100%	1
QUICKCARE HEALTH, INC			1	100%	1
Brookdale Southside			1	100%	1
COLOMBO'S PHARMACY		1			1
Seacrest Village		1			1
WALGREENS #4086		1			1
Keller Landing Center		1			1
Longwood Community Living Center		1			1
BROOKDALE FORT MYERS LAKES PARK			1	100%	1
BOND COUNTY HEALTH DEPARTMENT			1	100%	1
CAPE CANAVERAL HOSP			1	100%	1
VALUE DRUG STORES INC		1			1
The Evangelical Lutheran Good Samaritan Society Prescott Village		1			1
CVS TX8990POCT HELOTES		1			1
ARBOR TERRACE AT CITRUS PARK			1	100%	1
Strasburg Care Center		1			1
CARESPOT EXPRESS HEALTHCARE BOYNTON BEACH			1	100%	1
DIMMIT REGIONAL HOSPITAL			1	100%	1
PALMETTO ARTIFICIAL KIDNEY CENTER			1	100%	1
MEDICAL CENTER OF TRINITY - MOB		1			1
AFC URGENT CARE SWAMPSCOTT			1	100%	1
PEDIATRIC SPECIALTY CLINIC COLLIER			1	100%	1
FAIRVIEW SOUTHDALE			1	100%	1

COVID-19: testing by laboratory

Data through May 9, 2021 verified as of May 10, 2021 at 09:25 AM

Data in this report are provisional and subject to change.

The numbers in the table below represent the number of Florida and non-Florida residents for whom test results were received by the Department of Health. A person can be tested by more than one laboratory and can have both positive and negative results. **Therefore, the sum of the numbers in each column will be larger than the total number of people tested.**

Reporting lab	Inconclusive	Negative	Positive	Percent positive	Total
CARENOW URGENT CARE – SPRING			1	100%	1
LAKE WALES DIALYSIS CENTER			1	100%	1
UMASS MEMORIAL/MARLBORO HOSPITAL			1	100%	1
COMMUNITY MEMORIAL HOSPITAL		1			1
BAPTIST HEALTH SURGERY CENTER			1	100%	1
WW Chem Auto SS			1	100%	1
PHOENIX MEDICAL CLINIC			1	100%	1
CLERMONT PEDIATRICS, PA			1	100%	1
HARRIS URGENT CARE CENTER			1	100%	1
CHILTON MEDICAL CENTER		1			1
CARE STATION MEDICAL GROUP		1			1
LIFEWORKS WELLNESS CENTER LLC		1			1
IZ MEDICAL		1			1
BAYLOR SCOTT & WHITE MEDICAL SURGICAL CLINIC			1	100%	1
MODERN URGENT CARE			1	100%	1
Waddell Nursing & Rehab Center		1			1
NORTH FLORIDA CHILD DEVELOPMENT, INC			1	100%	1
MANHATTAN COLLEGE HEALTH SERVICES		1			1
MAYO CLINICAL LABORATORIES		1			1
MERCY GENERAL HOSPITAL			1	100%	1
CVS MI22230CV WAYNE COUNTY COMMUNITY COLLEGE			1	100%	1
UNIVERSITY OF MIAMI PRIMARY CARE SITE UMHC 3039			1	100%	1
CVS / PHARMACY #10794			1	100%	1
BEAUMONT URGENT CARE		1			1
REDMOND URGENT CARE			1	100%	1
RICHMOND MEDICAL CENTER FOR WOMEN		1			1
THE MEDICAL CENTER AT BOWLING GREEN			1	100%	1
UNIVERSITY OF IOWA HOSPITALS & CLINICS			1	100%	1
MCH PHYSICIANS GROUP			1	100%	1
PRIMARY CARE & PEDIATRICS - SHEPHERSTOWN		1			1
CRYSTAL RIVER FIRE DEPARTMENT			1	100%	1
Life Care Center of Auburn		1			1
Valley Center (WV)			1	100%	1
ST GERARD'S COMMUNITY OF CARE		1			1
Grangeville Health and Rehab		1			1
WALGREENS #01398			1	100%	1
GRAND VIEW HOSPITAL			1	100%	1
MCKENZIE COUNTY HEALTHCARE SYSTEMS LABORATORY			1	100%	1
FRESENIUS KIDNEY CARE - BOCA RATON			1	100%	1
CAMBRIDGE HEALTH ALLIANCE			1	100%	1
NHC Sequatchie		1			1
GIFFORD MEMORIAL HOSPITAL		1			1
AHUJA MEDICAL CENTER			1	100%	1
CHATEAU TERREBONNE HEALTH CARE		1			1
VIP FAMILY PRACTICE			1	100%	1
CYPRESS VILLAGE REHAB CENTER		1			1
PARRISH MEDICAL GROUP			1	100%	1

COVID-19: testing by laboratory

Data through May 9, 2021 verified as of May 10, 2021 at 09:25 AM

Data in this report are provisional and subject to change.

The numbers in the table below represent the number of Florida and non-Florida residents for whom test results were received by the Department of Health. A person can be tested by more than one laboratory and can have both positive and negative results. **Therefore, the sum of the numbers in each column will be larger than the total number of people tested.**

Reporting lab	Inconclusive	Negative	Positive	Percent positive	Total
Luling Living Center		1			1
SOUTHWOOD HEALTHCARE CENTER		1			1
NYU LANGONE AMBULATORY CARE LAKE SUCCE		1			1
COUNTY OF HAMILTON			1	100%	1
THE GROVE HEALTH AND REHAB			1	100%	1
REHABILITATION CENTER OF ALBUQUERQUE		1			1
LIFESPAN HEALTH - SELMER		1			1
PARK LANE NURSING HOME		1			1
Kroger 481 - The Little Clinic Houston Levee		1			1
SOUTHWOOD NURSING & RETIREMENT CENTER		1			1
HCR-ManorCare			1	100%	1
PEACE HEALTH FAMILY MEDICINE AT 87TH AVE		1			1
SUSAN F WILLIAMS MD PA			1	100%	1
RUBY MEMORIAL HOSP. LAB			1	100%	1
Ideal Senior Living Center		1			1
MEDTOWN PHARMACY			1	100%	1
NHC PLACE AT COOL SPRINGS		1			1
HAYS CLINICAL LAB			1	100%	1
AMD			1	100%	1
OPTUM OF HIALEAH		1			1
NLAC SUMMERBIO			1	100%	1
St Mary's d'Youville Pavilion		1			1
BROCK HUGHES MEDICAL CENTER			1	100%	1
Walgreens #10851		1			1
UW MEDICINE CHU LAB			1	100%	1
GRAND LIVING			1	100%	1
WINTER GARDEN CHILDREN'S HEALTH CENTERS			1	100%	1
NORTHERN KENTUCKY HEALTH DEPARTMENT			1	100%	1
INTEGRITY SPINE AND ORTHOPEDICS LLC			1	100%	1
CORNERSTONE OF RECOVERY INC		1			1
NORTHEAST BAPTIST HOSPITAL			1	100%	1
MEMORIAL HERMANN MEDICAL GROUP-ATASCOCITA PEDS			1	100%	1
PALMETTO LANDING			1	100%	1
MEDEXPRESS URGENT CARE - WAYNESBURG		1			1
CLEMENT MANOR HEALTH CENTER		1			1
CSL PLASMA LAB			1	100%	1
HEALTHCARE FOR THE HOMELESS			1	100%	1
Oakland Nursing and Rehabilitation Center		1			1
INFECTION CONTROL DEPT			1	100%	1
YOUR GOOD HEALTH MEDICAL GROUP PA			1	100%	1
WEST FLORIDA MEDICAL ASSOCIATES PA			1	100%	1
PATEL MINESH		1			1
PRIMARY AND URGENT CARE			1	100%	1
VA COMMUNITY BASED CLINIC - LAKE CITY			1	100%	1
CVS AZ10529POCT SCOTTSDALE		1			1
INLET CONCIERGE MEDICINE			1	100%	1
MIAMI VASCULAR SURGERY			1	100%	1

COVID-19: testing by laboratory

Data through May 9, 2021 verified as of May 10, 2021 at 09:25 AM

Data in this report are provisional and subject to change.

The numbers in the table below represent the number of Florida and non-Florida residents for whom test results were received by the Department of Health. A person can be tested by more than one laboratory and can have both positive and negative results. **Therefore, the sum of the numbers in each column will be larger than the total number of people tested.**

Reporting lab	Inconclusive	Negative	Positive	Percent positive	Total
FINLAY MEDICAL RESEARCH CORP			1	100%	1
CONCIERGE IV NUTRITION			1	100%	1
ST FRANCIS COLLEGE WELLNESS CENTER		1			1
Kroger 350 - The Little Clinic New Cut Road		1			1
UNIVERSAL DIAGNOSTICS LABORATORIES			1	100%	1
RIVERVIEW HOSPITAL D/B/A UNIVERSITY		1			1
ADVENTHEALTH IMAGING WINTERGARDEN		1			1
NEMOURS CHILDREN'S PRIMARY CARE, ST CLOUD			1	100%	1
URGENT CARE OF KANSAS CITY			1	100%	1
LP ELIZABETHTON		1			1
Shoreline Care Center			1	100%	1
Sharon Care Center			1	100%	1
SENTARA AMBULATORY CARE CLINIC			1	100%	1
OCCUPATIONAL HEALTH CENTER		1			1
SYNERGY DIALYSIS INC			1	100%	1
MIDWEST COVENANT HOME, INC		1			1
BAYLOR SCOTT AND WHITE MEDICAL CENTER -CENTENTENNIAL			1	100%	1
CHILDREN'S NATIONAL MEDICAL CENTER			1	100%	1
PREMIER FAMILY AND SPORTS MEDICINE LLC			1	100%	1
UC SAN DIEGO CENTER FOR ADVANCED LABORATORY MEDICINE			1	100%	1
KID CARE PEDIATRICS PA			1	100%	1
MEMORIAL URGENT CARE CENTER -			1	100%	1
SOUTHWEST FLORIDA DIVISION LAB			1	100%	1
ANDERSON REGIONAL MEDICAL CENTER			1	100%	1
JACKSBORO URGENT CARE			1	100%	1
Medilodge of Mt. Pleasant		1			1
NFRC CLINICAL LAB			1	100%	1
Wildwood Healthcare		1			1
SACRED HEART HEALTH SYSTEM- MIDWIFE PROGRAM			1	100%	1
MERCYONE DES MOINES MEDICAL CENTER			1	100%	1
BRONSON METHODIST HOSPITAL			1	100%	1
Brakeley Park Center		1			1
UNIVERSITY OF WASHINGTON DEPT OF LAB MEDICINE			1	100%	1
AMERICAN DRUG TESTING LAB LLC			1	100%	1
ST JOHN'S MEDICAL CENTER, TETON VILLAGE			1	100%	1
Villages of St.Peters		1			1
PALM COAST DRAW STATION/AMERICAN HEALTH ASSOCIATES		1			1
ARBOR DIAGNOSTICS, INC		1			1
BMC MAYPORT			1	100%	1
ANDREWS INSTITUTE AMBULATORY SURGERY CENTER		1			1
ARKANSAS PUBLIC HEALTH LABORATORY		1			1
Aristacare at Cedar Oaks		1			1
ISLANDS ASSISTED LIVING FACILITY,THE			1	100%	1
UC TAMIAMI			1	100%	1
ManorCare Health Services/ York South		1			1
Wrightsville Manor Health and Rehab		1			1
BLUFFTON HEALTH CENTER			1	100%	1

COVID-19: testing by laboratory

Data through May 9, 2021 verified as of May 10, 2021 at 09:25 AM

Data in this report are provisional and subject to change.

The numbers in the table below represent the number of Florida and non-Florida residents for whom test results were received by the Department of Health. A person can be tested by more than one laboratory and can have both positive and negative results. **Therefore, the sum of the numbers in each column will be larger than the total number of people tested.**

Reporting lab	Inconclusive	Negative	Positive	Percent positive	Total
HARDEE COUNTY FIRE RESCUE		1			1
WALGREENS PHOENIX		1			1
Walgreens #5914		1			1
APEX HOME HEALTHCARE			1	100%	1
LAKEVIEW REGIONAL HOSPITAL			1	100%	1
ALLIANCE MD DIRECT PRIMARY CARE			1	100%	1
MEDICAL SPECIALISTS OF THE PALM BEACHES INC			1	100%	1
BAPTIST HOSPITAL FAMILY MEDICINE &			1	100%	1
ACUPATH LABORATORIES INC			1	100%	1
BIOMAT ORLANDO		1			1
Linley Park Rehabilitation & Healthcare Center		1			1
CLEVELAND CLINIC AKRON GENERAL			1	100%	1
GUIDEWELL SANITAS			1	100%	1
CHC SOUTHWEST FLORIDA LAB-LIVE			1	100%	1
Pontotoc Health and Rehab		1			1
DIRECT PRIMARY CARE OF BURLESON			1	100%	1
CVS IN6536POCT KOKOMO		1			1
Michigan Masonic Home		1			1
Quince Nursing and Rehabilitation Center		1			1
Terrace Glen Village		1			1
ORANGETOWN PEDIATRICS ASSOCIATES		1			1
ACCESS MEDICAL GROUP OF TAMPA INC			1	100%	1
WVU MEDICINE AT SUNCREST TOWNE CENTRE			1	100%	1
REEVES COUNTY HOSPITAL DISTRICT			1	100%	1
TRADITIONAL MEDICINE CENTER			1	100%	1
HYDE PARK MEDICAL CENTER		1			1
COLUMBUS REGIONAL HOSPITAL			1	100%	1
POMPANO BEACH ARTIFICIAL KIDNEY CENTER			1	100%	1
Kroger 57 - The Little Clinic Jay C Charlestown		1			1
AFFILIATED LABORATORIES INC			1	100%	1
TERRELL URGENT CARE			1	100%	1
YOUR HEALTH PEDIATRICS			1	100%	1
NEXTCARE NIFONG			1	100%	1
VA Central Western Massachusetts HCS		1			1
			1	100%	1
CHI ST VINCENT LITTLE ROCK DIAGNOSTIC CLINIC			1	100%	1
CAPSTONE REHABILITATION AND HEALTHCARE		1			1
Kroger 447 - The Little Clinic Lebanon		1			1
ARTIS SENIOR LIVING OF DAVIE, LLC		1			1
COLUMBIA CREST CARE & RAHAB		1			1
UNITYPOINT HEALTH TRINITY			1	100%	1
HEALTH PARTNERS LLC		1			1
WESTMORELAND REGIONAL HOSPITAL			1	100%	1
Vi at Aventura		1			1
Kroger 825 - The Little Clinic Dorothy Lane		1			1
KINGMAN REGIONAL MEDICAL CENTER			1	100%	1
PERFECT HEALTH URGENT CARE AND MEDICAL		1			1

COVID-19: testing by laboratory

Data through May 9, 2021 verified as of May 10, 2021 at 09:25 AM

Data in this report are provisional and subject to change.

The numbers in the table below represent the number of Florida and non-Florida residents for whom test results were received by the Department of Health. A person can be tested by more than one laboratory and can have both positive and negative results. **Therefore, the sum of the numbers in each column will be larger than the total number of people tested.**

Reporting lab	Inconclusive	Negative	Positive	Percent positive	Total
Vibralfife of El Paso Rehabilitation Center			1	100%	1
PARTNERS IN PRIMARY CARE		1			1
O'CONNELL HEALTH CENTER AT ST JOHNS			1	100%	1
TRAVIS LEE THOMPSON MD			1	100%	1
WAYCROSS INTRTNAL MEDICINE			1	100%	1
St. Ann Rehabilitation and Nursing Center		1			1
DR. K PEDIATRICS			1	100%	1
AdventHealth Care Center Zephyrhills North			1	100%	1
AIRPORT MEDICAL SOLUTIONS ORLANDO			1	100%	1
AFTER HOURS CLINIC			1	100%	1
Mission Arch Center		1			1
HOWELL BRANCH COURT			1	100%	1
BAXTER REGIONAL MEDICAL CENTER			1	100%	1
CASS LAKE PHS INDIAN HOSPITAL		1			1
SAINT AGNES MEDICAL CENTER			1	100%	1
COMMUNITY MEDICAL CARE			1	100%	1
UF HEALTH THE VILLAGES			1	100%	1
ABBOTT LABORATORIES ROSS PRODUCTS			1	100%	1
DAYTON CHILDRENS HOSPITAL LAB			1	100%	1
PARK AVENUE DERMATOLOGY NORTH			1	100%	1
SPELMAN COLLEGE DEPT OF HEALTH SERVICE		1			1
QUINCY DIALYSIS			1	100%	1
ENT & ALLERGY ASSOCIATES, LLP - SLEEPY HOLLOW (ABBOTT)		1			1
Willow Ridge Center		1			1
MOSOLF PEDIATRICS PA			1	100%	1
ORMOND BEACH DIALYSIS			1	100%	1
CLIFTON SPRINGS		1			1
EDEN HEALTH NOMAD LAB		1			1
BAPTIST HEALTH FLOYD			1	100%	1
Lakeland Nursing and Rehabilitation Center LLC		1			1
PALM BEACH COUNTY HEALTH DEPT.			1	100%	1
UT HEALTH RGV CLINICAL LABORATORY			1	100%	1
KROGER 785 - THE LITTLE CLINIC DIXIE HWY		1			1
HENRICO DOCTOR'S LABORATORY			1	100%	1
CAROMONT HEALTH			1	100%	1
Elderwood at Williamsville		1			1
HAWAII DEPARTMENT OF HEALTH LAB			1	100%	1
LAKE REGIONAL HEALTH			1	100%	1
NASONCARE LLC			1	100%	1
The Carrington		1			1
IVAN, MAYA			1	100%	1
LAKE COMMUNITY ACTION AGENCY		1			1
SCRIPTS PLUS INC DBA THE MEDICINE SHOP		1			1
VA OPTOMETRY CLINIC			1	100%	1
SAPLING GROVE URGENT CARE		1			1
PALM COTTAGE OPERATOR LLC			1	100%	1
CACERES SPECIALIZED GYNECOLOGY		1			1

COVID-19: testing by laboratory

Data through May 9, 2021 verified as of May 10, 2021 at 09:25 AM

Data in this report are provisional and subject to change.

The numbers in the table below represent the number of Florida and non-Florida residents for whom test results were received by the Department of Health. A person can be tested by more than one laboratory and can have both positive and negative results. **Therefore, the sum of the numbers in each column will be larger than the total number of people tested.**

Reporting lab	Inconclusive	Negative	Positive	Percent positive	Total
Sage Bluff Health & Rehabilitation Center		1			1
BRADEN CLINIC		1			1
URGENT CARE NORTHWEST		1			1
GARNET HEALTH URGENT CARE		1			1
MEDEXPRESS URGENT CARE - CABOT			1	100%	1
THE HEART HOSPITAL BAYLOR PLANO			1	100%	1
Kroger 444 - The Little Clinic Dent		1			1
Ramsey Village		1			1
ANMED HEALTH MEDICAL CENTER			1	100%	1
WINCHESTER URGENT CARE, PC		1			1
WILLOWBROOKE COURT AT MATTHEWS GLEN		1			1
KETAMINE HEALTH CENTERS OF WEST PALM BEACH LLC		1			1
BAYSHORE DIALYSIS			1	100%	1
STITCHES ACUTE CARE CENTER OF CHEYENNE			1	100%	1
ADVANCED CARDIOVASCULAR DIAGNOSTICS PL		1			1
Elm Crest Senior Living Community		1			1
Walgreens #11724		1			1
BASCOM PALMER-MICRO LAB			1	100%	1
GREYSTONE HOME HEALTH OF GREATER ORLANDO LLC		1			1
Arch Plaza Nursing and Rehabilitation Center			1	100%	1
CANDLER HOSPITAL			1	100%	1
VA Boston HCS-Brockton Division		1			1
BROOKDALE AVONDALE (BU 04360)			1	100%	1
TWIN			1	100%	1
HENRY FORD HOSPITAL			1	100%	1
Metairie Healthcare Center			1	100%	1
CAREATC - WISCONSIN PIPE-FITTERS			1	100%	1
HARDIN HEALTH INC		1			1
Florence Nursing and Rehabilitation Center		1			1
BRIGHT HEALTH CLINIC CORP			1	100%	1
GIBSON AREA PRIMARY CARE			1	100%	1
Diversicare of Smyrna		1			1
URGENT CARE OF COASTAL GEORGIA			1	100%	1
CVS SC4288POCT ROCK HILL			1	100%	1
Redstone Highlands			1	100%	1
ADVENTHEALTH MEDICAL GROUP OBSTETRICS AND			1	100%	1
SKIN AND CANCER ASSOCIATES LLP		1			1
PEDIATRIC PARTNERS			1	100%	1
SOUTHWESTERN STATE HOSPITAL LABORATORY			1	100%	1
CTMD MEDICAL CENTER, PA			1	100%	1
FLORIDA HOME HEALTH			1	100%	1
JACKSON MADISON CO. GEN. HOSPITAL			1	100%	1
HUNEYCUTT FAMILY PRACTICE			1	100%	1
METROPOLITAN			1	100%	1
JAX FAMILY CARE		1			1
BEAUMONT HOSPITAL			1	100%	1
AFC URGENT CARE BEVERLY			1	100%	1

COVID-19: testing by laboratory

Data through May 9, 2021 verified as of May 10, 2021 at 09:25 AM

Data in this report are provisional and subject to change.

The numbers in the table below represent the number of Florida and non-Florida residents for whom test results were received by the Department of Health. A person can be tested by more than one laboratory and can have both positive and negative results. **Therefore, the sum of the numbers in each column will be larger than the total number of people tested.**

Reporting lab	Inconclusive	Negative	Positive	Percent positive	Total
LITTLE FALLS HOSPITAL LABORATORY		1			1
SURGERY CENTER, THE			1	100%	1
SOUTHERN HILLS MEDICAL CENTER			1	100%	1
LIFECARE MEDICAL CENTER			1	100%	1
MARION GENERAL HOSPITAL			1	100%	1
SUMMERLIN MEDICAL CENTRE			1	100%	1
PROVIDENCE ST. PATRICK HOSPITAL			1	100%	1
ER NEAR ME HULEN		1			1
FIRST MEDICAL RESPONSE OF TEXAS, INC			1	100%	1
FLORIDA KEYS PED AND ADOLES CTR			1	100%	1
ELEMENTS PHARMACY			1	100%	1
WOODSTOCK HEALTH DEPARTMENT			1	100%	1
Brown Nursing Home		1			1
THE LITTLE CLINIC LLC			1	100%	1
Le Roy Village Green		1			1
HEALTHFORCE PARTNERS INC			1	100%	1
Kroger 63 - The Little Clinic Glassford Hill Rd		1			1
AURORA MEDICAL CENTER-KENOSHA			1	100%	1
MED BAR LLC		1			1
NEW ERA HEALTH CENTER INC		1			1
PEDRO L ORTEGA MD PA			1	100%	1
LEE HEALTH KIDS URGENT CARE		1			1
TITUSVILLE CENTER FOR SURGICAL EXCELLENCE LLC		1			1
VISTA LAKE ASSISTED LIVING			1	100%	1
CAPITAL HEALTH PLAN - GOVERNORS SQUARE			1	100%	1
MANORCARE HEALTH SERVICES BOCA RATON			1	100%	1
ANDERSON FAMILY MEDICINE			1	100%	1
ARCADIA OUTREACH LAB			1	100%	1
Kroger 390 - The Little Clinic North College Hill		1			1
ASSURANCE HEALTHCARE AND COUNSELING CENTER		1			1
Brownwood Nusing & Rehabilitation		1			1
PINEBROOK CARE AND REHABILITATION CENTER			1	100%	1
ORCHID TERRACE		1			1
CLINICAL PATHOLOGY LABORATORIES SOUTHEAST INC			1	100%	1
Carington Park			1	100%	1
EASTSIDE MEDICAL CLINIC		1			1
REGIONAL MEDICAL LABORATORY			1	100%	1
INTERNAL MEDICINE GROUP OF CENTRAL FLORIDA			1	100%	1
HEALTHPARTNERS HUDSON CLINIC			1	100%	1
EXCEPTIONAL EMERGENCY CENTER			1	100%	1
CVS AZ3264POCT PHOENIX			1	100%	1
CORDOVA FAMILY PRACTICE			1	100%	1
EDGAR PRICE FAMILY & CHILDREN HEALTHCARE CENTER			1	100%	1
Walgreens #11854			1	100%	1
STONECREST MEDICAL CENTER		1			1
CVS AZ69POCT PEORIA		1			1
UT HEALTH RIO GRANDE VALLEY SPECIALTY PEDIATRICS			1	100%	1

COVID-19: testing by laboratory

Data through May 9, 2021 verified as of May 10, 2021 at 09:25 AM

Data in this report are provisional and subject to change.

The numbers in the table below represent the number of Florida and non-Florida residents for whom test results were received by the Department of Health. A person can be tested by more than one laboratory and can have both positive and negative results. **Therefore, the sum of the numbers in each column will be larger than the total number of people tested.**

Reporting lab	Inconclusive	Negative	Positive	Percent positive	Total
PLANT CITY FIRE RESCUE		1			1
Country View of Sunbury			1	100%	1
CHILTON URGENT CARE			1	100%	1
UABC			1	100%	1
Acts Manor House		1			1
BLAKE AT PENSACOLA OPERATION CO, LLC, THE			1	100%	1
DSI LABORATORIES-NAPLES-7TH			1	100%	1
SANTA ROSA PEDIATRICS			1	100%	1
UUHC - REDSTONE HEALTH CENTER LABORATORY			1	100%	1
ENCOMPASS HEALTH REHAB HOSP NEW ENGLAND		1			1
CARENOW LAKE WORTH			1	100%	1
WORKCARE, INC GLOBALFOUNDRIES			1	100%	1
HAMILTON CI MAIN UNIT ANNEX/ WORK CAMP			1	100%	1
ACCESS TOTAL CARE			1	100%	1
STATE OF CALIFORNIA DOH SERVICES			1	100%	1
SPECIALTY MOLECULAR - DENVER			1	100%	1
PUBLIX PHARMACY #1122		1			1
MEDCARE-GARNERS FERRY			1	100%	1
Waters of Covington		1			1
WELLNOW URGENT CARE-OSWEGO			1	100%	1
DIXIE REGIONAL MEDICAL CENTER			1	100%	1
Lodge Nursing & Rehab Center		1			1
PHYSICIANS PRIMARY CARE LEHIGH PEDS			1	100%	1
MONONGAHELA VALLEY HOSPITAL			1	100%	1
HONEY BROOK MED INVESTORS LTD/DBA		1			1
MARTIN MEMORIAL MEDICENTER			1	100%	1
Monument Health Custer Care Center		1			1
BRIGHAM YOUNG UNIV STUDENT HEALTH CTR			1	100%	1
WILLOW DALE WELLNESS VILLAGE APARTMENT		1			1
Westminster Canterbury Richmond		1			1
EPIC CARE PHARMACY		1			1
Gulf Coast health and Rehabilitation, LLC		1			1
ST. LUKES HOSPITAL			1	100%	1
WALGREENS CP		1			1
GREATER TAMPA AT HOME			1	100%	1
CALIFORNIA PUBLIC HEALTH LABORATORY			1	100%	1
DEACONESS URGENT CARE CENTER			1	100%	1
SV MOBILE HEALTH			1	100%	1
ASCENSION ST VINCENT'S - WESTSIDE			1	100%	1
MEDICAL CLINIC OF HOUSTON			1	100%	1
CVS MA1238POCT MEDFIELD		1			1
INTERNAL MEDICINE,SCOTTS VALLEY OFFICE, PALO ALTO MEDICAL FOUNDATION			1	100%	1
ABBOTT LABORATORIES - OCCUPATIONAL HEALTH SERVICES			1	100%	1
WEST CARVER MEDICAL ASSOCIATES		1			1
SUNRISE CLINIC SANTA ROSA		1			1
AUTUMN HOUSE			1	100%	1
INTEGRIS SEMINOLE EMERGENCY DEPT			1	100%	1

COVID-19: testing by laboratory

Data through May 9, 2021 verified as of May 10, 2021 at 09:25 AM

Data in this report are provisional and subject to change.

The numbers in the table below represent the number of Florida and non-Florida residents for whom test results were received by the Department of Health. A person can be tested by more than one laboratory and can have both positive and negative results. **Therefore, the sum of the numbers in each column will be larger than the total number of people tested.**

Reporting lab	Inconclusive	Negative	Positive	Percent positive	Total
MED CHOICE CENTER OF NORTH MIAMI			1	100%	1
BAPTIST HEALTH EXPRESS CARE			1	100%	1
Fulton County Medical Center Long Term Care			1	100%	1
METROWEST MEDICAL CENTER - FRAMINGHAM			1	100%	1
Kroger 410 - The Little Clinic Trinity		1			1
MIL LAKE HEALTHCARE CENTER INC PEDIATRICS			1	100%	1
LABTEST LLC LABTEST DIAGNOSTICS			1	100%	1
SOUTHERN WINDS			1	100%	1
FELD ENTERTAINMENT			1	100%	1
Redwood Springs Healthcare			1	100%	1
WELLSTAR KENNESAW MEDICAL CENTER		1			1
CORPUS CHRISTI MEDICAL CENTER			1	100%	1
Kroger 49 - The Little Clinic Wichita - 21st St.			1	100%	1
MOBILE MEDICAL CLINIC			1	100%	1
WELL KEY URGENT CARE MARYVILLE		1			1
NORTH PALM BEACH DIALYSIS CENTER			1	100%	1
Ladera Center		1			1
Parkwood Healthcare Facility		1			1
BREVARD HEALTH ALLIANCE - SARNO/MELBOURNE		1			1
EMBASSY LAKES ARTIFICIAL KIDNEY CENTER			1	100%	1
COVENANT HOSPITAL HOBBS D/B/A COVENANT		1			1
OXY-GENLAB			1	100%	1
HARRIS COUNTY PUBLIC HEALTH SERVICES			1	100%	1
COUNTRYSIDE PEDIATRIC CARE PA			1	100%	1
Hawthorne House		1			1
NORTH SHORE HEMATOLOGY-ONCOLOGY ASSOCIATES PC		1			1
NORTH PALM CHIDRENS PHYSICIANS			1	100%	1
Princeton Place			1	100%	1
JASON RHEE, MD		1			1
MISSION HOSPITAL			1	100%	1
MEDSTAT WARSAW			1	100%	1
CARE ATC INC			1	100%	1
MERITER LABORATORIES			1	100%	1
PHI LIFE SCIENCES			1	100%	1
DOCTORS CHOICE HOME CARE INC			1	100%	1
MEDICAL CENTER			1	100%	1
Kroger 419 - The Little Clinic Farmington/Exeter		1			1
LAURELS OF NORWORTH		1			1
DODGE COUNTY HOSPITAL LABORATORY		1			1
LAKESIDE MEDICAL CENTER		1			1
LAKEWOOD RANCH MEDICAL GROUP LLC			1	100%	1
SPEARE MEMORIAL HOSPITAL			1	100%	1
DOMINION DIAGNOSTICS			1	100%	1
BRUNSWICK HEALTH AND REHABILITATION CE		1			1
Kroger 347 - The Little Clinic Tates Creek		1			1
Springdale Village		1			1
MEDICAL COLLEGE OF GEORGIA MEDICAL CENTER			1	100%	1

COVID-19: testing by laboratory

Data through May 9, 2021 verified as of May 10, 2021 at 09:25 AM

Data in this report are provisional and subject to change.

The numbers in the table below represent the number of Florida and non-Florida residents for whom test results were received by the Department of Health. A person can be tested by more than one laboratory and can have both positive and negative results. **Therefore, the sum of the numbers in each column will be larger than the total number of people tested.**

Reporting lab	Inconclusive	Negative	Positive	Percent positive	Total
TREASURE COAST COMMUNITY HEALTH INC			1	100%	1
BELLMORE PEDIATRICS		1			1
BETHESDA DIALYSIS			1	100%	1
Greencroft Goshen		1			1
RED BUG LAKE ROAD OVIEDO COVID			1	100%	1
IMA MEDICAL CENTER OF SOUTH WEST ORLANDO			1	100%	1
LYSTER MAIN LAB, FT RUCKER		1			1
St. Mary's Care Center		1			1
WALGREENS #12322		1			1
Encompass Health Littleton		1			1
ST ROSE DOMINICAN HOSPITAL LAB-ROSE DE LIMA CAMPUS			1	100%	1
USF PHYSICIANS GROUP			1	100%	1
Manor Care Health Care Services - Williamsport North		1			1
HUGH CHATHAM FAMILY MEDICINE INDEPENDENCE		1			1
AUTUMN CARE OF STATESVILLE, LLC		1			1
NORTH FLORIDA FAMILY MEDICINE			1	100%	1
TRAFALGAR DIALYSIS			1	100%	1
SUNSHINE PEDIATRICS OF LUTz			1	100%	1
TOMAH VAMC			1	100%	1
USCG BASE MIAMI BEACH MEDICAL LAB		1			1
MINUTE CLINIC DIAGNOSTIC PA			1	100%	1
VA ST LOUIS HEALTH CARE SYSTEM			1	100%	1
DILELLA			1	100%	1
STORMONT VAIL HOSPITAL			1	100%	1
Kroger 767 - The Little Clinic Beaumont		1			1
SIPERSTEIN DERMATOLOGY LLC			1	100%	1
SUNCOAST RESEARCH GROUP LLC			1	100%	1
HALIFAX HEALTH PRIMARY CARE			1	100%	1
SALUDA NURSING CENTER		1			1
MD TOX LABORATORY			1	100%	1
TITUSVILLE REHABILITATION AND NURSING CENTER		1			1
LUTHERAN HOSPITAL OF INDIANA			1	100%	1
CARESTAT HOSPICE SERVICES			1	100%	1
SOLARIS HEALTHCARE PLANT CITY		1			1
MEDICAL CITY NORTH HILLS			1	100%	1
Southwest Louisiana Veterans Home			1	100%	1
SHARP GROSSMONT HOSPITAL LABORATORY			1	100%	1
HEALTH AND HOPE CLINIC INC			1	100%	1
SKYRIDGE CLINICAL ASSOCIATES		1			1
Allen Health and Rehabilitation		1			1
FLORIDA MEDICAL CLINIC PA GI			1	100%	1
BELMONT VILLAGE AT JOHNS CREEK		1			1
Victory Health and Rehabilitation			1	100%	1
PALMETTO PRIMARY CARE PHYSICIANS			1	100%	1
USC VERDUGO HILLS HOSPITAL			1	100%	1
ALLIED PHYSICIANS GROUP		1			1
RAYMOND F CARON MD			1	100%	1

COVID-19: testing by laboratory

Data through May 9, 2021 verified as of May 10, 2021 at 09:25 AM

Data in this report are provisional and subject to change.

The numbers in the table below represent the number of Florida and non-Florida residents for whom test results were received by the Department of Health. A person can be tested by more than one laboratory and can have both positive and negative results. **Therefore, the sum of the numbers in each column will be larger than the total number of people tested.**

Reporting lab	Inconclusive	Negative	Positive	Percent positive	Total
PRIORITY CARE LLC			1	100%	1
WESLEY MEDICAL CENTER			1	100%	1
Kroger 368 - The Little Clinic Frankfort West		1			1
Senior Rehab & Recovery Center at Limestone Health Facility		1			1
MDS PHARMA SERVICES		1			1
ROSE HAVEN NURSING CENTER		1			1
Livingston County Center for Nursing and Rehabilitation		1			1
FLORIDA CLINICAL LABORATORY INC DBA			1	100%	1
Lemont Nursing and Rehab Center			1	100%	1
CARENOW MIDTOWN			1	100%	1
INNOVATIVE CARE PARTNERS PLLC			1	100%	1
CARENOW-MONTGOMERY			1	100%	1
ST JUDE CARE CENTER		1			1
PAMC MICRO LAB			1	100%	1
SANTA MONICA CA-UCLA MC			1	100%	1
MEDICAL CITY DENTON			1	100%	1
ADVANCED CARDIOVASCULAR DIAGNOSTICS OF FL			1	100%	1
NF Escambia, LLC DBA Olive BranchHealth and Rehabilitaion Center			1	100%	1
ST JOHN'S HOME CARE			1	100%	1
ARNOLD PALMER HOSPITAL LAB POCT		1			1
RAMBAM URGENT CARE			1	100%	1
OKLAHOMA BLOOD INSTITUTE			1	100%	1
REVIVE			1	100%	1
ST CATHERINE HOSPITAL LABORATORY			1	100%	1
SELF REGIONAL HEALTHCARE			1	100%	1
SUPERKIDS PEDIATRICS			1	100%	1
NULL			1	100%	1
COMMONWEALTH OF VIRGINIA DIVISION OF CONSOLIDATED LABORATORY SERVICES			1	100%	1
PM PEDIATRICS OF BAYSIDE PLLC - STATEN		1			1
ADVANCED URGENT CARE PLLC		1			1
SEPULVEDA OUTPATIENT AND NURSING HOME CARE			1	100%	1
BEAUMONT HOSPITAL, GROSSE POINTE			1	100%	1
FAMILY PHYSICIANS OF WINTER PARK, INC			1	100%	1
CARLTON SHORES HEALTH AND REHABILITATION CENTER			1	100%	1
CLUB HEALTH AND REHABILITATION CENTER, THE		1			1
SHANDSCAIR FLIGHT PROGRAM			1	100%	1
DW MCMILLAN MEMORIAL HOSPITAL LABORATORY			1	100%	1
SOUTH FLORIDA URGENT CARE CENTERS, LLC			1	100%	1
MEDSTOP PHARMACY			1	100%	1
ST LUKES SURGICAL AT THE VILLAGES INC			1	100%	1
HAWKEYE CARE CENTER DUBUQUE		1			1
MAGGY PHARMACY INC		1			1
THEDACARE FAMILY MEDICINE GATEWAY			1	100%	1
PRISMA HEALTH TUOMEY LABORATORY			1	100%	1
ACCESS FAMILY CARE LLC			1	100%	1
PATIENT FIRST - NEWTOWN ROAD			1	100%	1
WEST PALM BEACH PHARMACEUTICALS LLC			1	100%	1

COVID-19: testing by laboratory

Data through May 9, 2021 verified as of May 10, 2021 at 09:25 AM

Data in this report are provisional and subject to change.

The numbers in the table below represent the number of Florida and non-Florida residents for whom test results were received by the Department of Health. A person can be tested by more than one laboratory and can have both positive and negative results. **Therefore, the sum of the numbers in each column will be larger than the total number of people tested.**

Reporting lab	Inconclusive	Negative	Positive	Percent positive	Total
ALWAYS BEST CARE HOME HEALTH AGENCY			1	100%	1
SPACE COAST COMMUNITY PHARMACY			1	100%	1
ENCOMPASS HEALTH REHABILITATION HOSPITAL OF UTAH		1			1
THE NEW JEWISH HOME		1			1
HIBISCUS COURT			1	100%	1
Bay View Nursing and Rehabilitation Center			1	100%	1
PARK AVENUE MEDICAL PROFESSIONALS		1			1
CENTRAL FLORIDA MEDICAL CARE			1	100%	1
Lenbrook		1			1
ORMOND MEDICAL ARTS FAMILY PRACTICE PL			1	100%	1
KIDS HEALTH ALLIANCE PA			1	100%	1
SUSAN F. WILLIAMS M.D., P.A.			1	100%	1
WATERVIEW HILLS REHABILITATION AND NUR		1			1
Kroger - KRO70600172		1			1
DAUGHTERS OF SARAH NURSING CENTER		1			1
PM PEDIATRICS OF BAYSIDE, PLLC		1			1
AML DIAGNOSTICS- ADV TESTING IN METABOLIC MEDICINE			1	100%	1
SC-GA2018 MCCORMICK REHAB & HEALTHCARE		1			1
PINNACLE PAIN CENTER PS DBA LYNX HEALTHCARE		1			1
JP MORGAN CHASE HEALTH SERVICES			1	100%	1
ASSOCIATES MD MEDICAL GROUP INC			1	100%	1
BARRINGTON TERRACE NAPLES			1	100%	1
NAVAL BRANCH HEALTH CLINIC			1	100%	1
MCG HOSPITALS AND CLINICS			1	100%	1
BOCA MEDICAL CARE			1	100%	1
NEW YORK PRESBYTERIAN HOSPITAL			1	100%	1
STATE OF ALASKA			1	100%	1
Towne Manor West		1			1
ADVANCED DIALYSIS CENTER OF FORT LAUDERDALE			1	100%	1
Creekside Center for Rehabilitation and Healing		1			1
PREMISEHEALTH		1			1
CLINICAL TRIALS OF TAMPA LLC		1			1
NEW HANOVER REGIONAL MEDICAL CENTER			1	100%	1
RENOWN REGIONAL MEDICAL CENTER			1	100%	1
VA NCHCS - Mather Division		1			1
BAPTIST ASI			1	100%	1
FAMILY & INTERNAL MEDICINE CENTER		1			1
NEXTCARE POWER			1	100%	1
LOVELACE WOMEN'S HOSPITAL		1			1
HEALTH PLUS SUNRISE MEDICAL OFFICE			1	100%	1
LABTECH DIAGNOSTICS			1	100%	1
LABORATORIO MEDICO CENTRAL CONDOMINO MD			1	100%	1
SOUTH SEMINOLE HOSPITAL POCT			1	100%	1
Integrity Healthcare of Carbondale			1	100%	1
SANTA MONICA FERTILITY			1	100%	1
CHRISTUS GOOD SHEPHERD MEDICAL CENTER			1	100%	1
MADISON AT OVIEDO			1	100%	1

COVID-19: testing by laboratory

Data through May 9, 2021 verified as of May 10, 2021 at 09:25 AM

Data in this report are provisional and subject to change.

The numbers in the table below represent the number of Florida and non-Florida residents for whom test results were received by the Department of Health. A person can be tested by more than one laboratory and can have both positive and negative results. **Therefore, the sum of the numbers in each column will be larger than the total number of people tested.**

Reporting lab	Inconclusive	Negative	Positive	Percent positive	Total
CENTENNIAL HILLS HOSPITAL MEDICAL CENTER LABORATORY			1	100%	1
The Jordan Center		1			1
AVERA HEART HOSPITAL OF SD			1	100%	1
MANCHESTER COMMONS		1			1
ST. LUKE'S HOSPITAL			1	100%	1
Sherwood Oaks Health Center			1	100%	1
PREMIER HEALTH CARE INC			1	100%	1
MAYO MEDICAL LABORATORIES			1	100%	1
Kroger 086 - The Little Clinic Broomfield-Sheridan		1			1
IMMY LABS			1	100%	1
WESTCHESTER MEDICAL CENTER ADVANCED		1			1
BROOKDALE FORT WALTON BEACH			1	100%	1
TOMAH HEALTH			1	100%	1
PALM BREEZE DIALYSIS			1	100%	1
LANCASHIRE HALL NURSING AND REHABILITATION CENTER		1			1
PATHOLOGY ASSOCIATES			1	100%	1
JUPITER MEDICAL CENTER INC			1	100%	1
SAINT JOSEPH'S HOSPITAL AND MEDICAL CENTER		1			1
SONORAN DESERT PATHOLOGY			1	100%	1
Seal Rock Healthcare		1			1
Erie VAMC		1			1
Woodstock Nursing and Rehabilitation Center		1			1
BATESVILLE - SHERWOOD URGENT CARE			1	100%	1
ST MARY'S OF SAGINAW		1			1
HERITAGE HEALTHCARE CENTER AT TALLAHASSEE			1	100%	1
CVS TN6394POCT BRENTWOOD		1			1
ATRIA TAMARAC			1	100%	1
MANORCARE HEALTH SERVICES			1	100%	1
BAYMEADOWS PEDIATRIC CARE		1			1
JAMES A HENRY MD LLC			1	100%	1
MT SINA1 HOSPICE			1	100%	1
MEDPOST URGENT CARE - CIBOLO			1	100%	1
PRINCIPLE DIAGNOSTICS LLC			1	100%	1
RAAZI CLINICAL LABORATORY LLC			1	100%	1
BAPTIST HEALTH ASI			1	100%	1
UNIVERSITY OF SOUTH FLORIDA			1	100%	1
WOOD COUNTY HEALTH DEPARTMENT			1	100%	1
PINEVILLE PHARMACY			1	100%	1
DEPARTMENT OF HEALTH SERVICES			1	100%	1
CVS MA6466POCT SWANSEA		1			1
AUGUSTA HEALTH SD			1	100%	1
BAYFRONT HEAL WOUND CARE AND HYPERBARIC CENTER			1	100%	1
Ash Flat Healthcare and Rehabilitation Center			1	100%	1
AMALIA'S COMMUNITY CLINIC, CORP			1	100%	1
LINCOLN COUNTY MEDICAL CENTER		1			1
BRIDGEWATER PARK ASSISTED LIVING LLC			1	100%	1
Arlington Health and Rehabilitation		1			1

COVID-19: testing by laboratory

Data through May 9, 2021 verified as of May 10, 2021 at 09:25 AM

Data in this report are provisional and subject to change.

The numbers in the table below represent the number of Florida and non-Florida residents for whom test results were received by the Department of Health. A person can be tested by more than one laboratory and can have both positive and negative results. **Therefore, the sum of the numbers in each column will be larger than the total number of people tested.**

Reporting lab	Inconclusive	Negative	Positive	Percent positive	Total
PEACHEALTH LABORATORIES		1			1
LOUNDY		1			1
PARKVIEW REGIONAL MEDICAL CENTER			1	100%	1
HOSPITAL SISTERS HEALTH SYSTEM (HSHS)			1	100%	1
AUSTIN URGENT CARE			1	100%	1
DECATUR MORGAN HOSPITAL - DECATUR GENE		1			1
CHILDREN'S MEMORIAL HOSPITAL			1	100%	1
NORTHEAST TEXAS DIALYSIS		1			1
SHAH			1	100%	1
TMH PHYSICIAN PARTNERS			1	100%	1
Imperial Healthcare Centre			1	100%	1
Chatsworth Health Care		1			1
GEORGE WASHINGTON UNIVERSITY HOSPITAL			1	100%	1
VIVEX/UMTB BIOMEDICAL			1	100%	1
Kroger 682 - The Little Clinic New Holland Market			1	100%	1
APOLLO ADVANCED HOME HEALTH CORP			1	100%	1
HEALTHCARE ASSOCIATES OF IRVING, LLP			1	100%	1
PIEDMONT NEWTON HOSPITAL		1			1
OPTUM MEDICAL CLINIC IN ROCKRIMMON			1	100%	1
SSC NASHVILLE OPERATING CO LLC D/B/A		1			1
MARYLAND DEPARTMENT OF HEALTH AND MENTAL HYGIENE-LABORATORIES			1	100%	1
QUEST INC			1	100%	1
ALVERNIA UNIVERSITY HEALTH AND WELLNESS CENTER		1			1
CARESPOT - MIAMI GARDENS			1	100%	1
MEDEXPRESS URGENT CARE - PATRICK STREE			1	100%	1
LSU MEDICAL CENTER			1	100%	1
FRESENIUS KIDNEY CARE OCALA			1	100%	1
EDWARD HOSPITAL			1	100%	1
BENEWAH COMMUNITY HOSPITAL		1			1
BRUSHY CREEK FAMILY HOSPITAL			1	100%	1
DIXIE COUNTY JAIL			1	100%	1
RESTORE MEDICAL PARTNERS PLLC			1	100%	1
HAVASU REGIONAL MEDICAL CENTER			1	100%	1
PM PEDIATRICS OF VIRGINIA			1	100%	1
Kroger 923 - The Little Clinic Centerville		1			1
ADVANTA LABS, LLC		1			1
PowerBack Piscataway Center		1			1
CAREAGE PLASTIC SURGERY			1	100%	1
NORTHSIDE HOSPITAL GWINNETT		1			1
INTEGRATED GENETICS SEQUENOM		1			1
Crowne Health Care of Thomasville		1			1
VALLEY VISTA CARE CENTER		1			1
LEGACY SPECIALTY PHARMACY CORP			1	100%	1
MOBILE INFIRMARY MEDICAL CENTER			1	100%	1
ARGENTINE CARE CENTER		1			1
ADVENTHEALTH DURAND			1	100%	1
Advanced Health Care of St. George		1			1

COVID-19: testing by laboratory

Data through May 9, 2021 verified as of May 10, 2021 at 09:25 AM

Data in this report are provisional and subject to change.

The numbers in the table below represent the number of Florida and non-Florida residents for whom test results were received by the Department of Health. A person can be tested by more than one laboratory and can have both positive and negative results. **Therefore, the sum of the numbers in each column will be larger than the total number of people tested.**

Reporting lab	Inconclusive	Negative	Positive	Percent positive	Total
MEDEX CLINIC LLC			1	100%	1
LADY OF THE SEA HOSPITAL LAB			1	100%	1
TRUMAN MEDICAL CENTER - HOSPITAL HILL			1	100%	1
KODIAK AREA NATIVE ASSOCIATION-KANA			1	100%	1
CAREFIRST URGENT CARE - BEECHMONT			1	100%	1
ARISTACARE AT MANCHESTER		1			1
WALGREENS #12624		1			1
Kingston of Ashland		1			1
ALPHA CLINICAL LABORATORY CORP.			1	100%	1
Kroger 531 - The Little Clinic Waterville		1			1
HOLYCROSS URGENT CARE AND IMAGING CENTER		1			1
BETHESDA HEALTH PHYSICIANS GROUP		1			1
LAKE VISTA DIALYSIS			1	100%	1
PEDIATRIC URGENT CARE CENTR OF FORT WORTH-LA GRAN			1	100%	1
LAURELS OF ATHENS, THE		1			1
FAMILY MEDICAL CARE OF MOUNT DORA INC			1	100%	1
OHIOHEALTH URGENT CARE			1	100%	1
SIGNATURE CARE MEMORIAL CITY			1	100%	1
GEAUGA REGIONAL HOSPITAL		1			1
Victoria Manor		1			1
LITTLE COMPANY OF MARY HOSPITAL			1	100%	1
SAN ANTONIO DERMATOLOGY AND MEDICAL SPA			1	100%	1
PATHOLOGY		1			1
PRACTITIONERS IN MOTION			1	100%	1
MARIANNA DIALYSIS CENTER			1	100%	1
SAINT BARNABAS MEDICAL CENTER		1			1
PALM BEACH DIABETES AND ENDOCRINE SPECIALISTS, PA			1	100%	1
BAYOU URGENT CARE			1	100%	1
UW MEDICINE MS CENTER			1	100%	1
KENNEDY BOULEVARD DIALYSIS			1	100%	1
NORTH FLORIDA REGIONAL MEDICAL CENTER EMERGENCY			1	100%	1
EASTSIDE URGENT CARE			1	100%	1
WINDSOR MANOR			1	100%	1
NORTON HOSPITAL			1	100%	1
Garden View Care Center at Dougherty Ferry		1			1
WALGREENS #04786		1			1
Crestview Rehabilitation & Skilled Nursing Services		1			1
URGENT CARE 24/7 TAMPA			1	100%	1
WASHINGTON CENTER FOR REHABILITATION A		1			1
PRIMARY CARE GROUP LLC		1			1
VISTA DEL SOL MED ASSOC		1			1
El Paso Health Care Center			1	100%	1
Bivins Pointe			1	100%	1
OPTIMAL MEDICINE INC		1			1
WALGREENS #09456		1			1
PHYSICIANS PREMIER ER- BASTROP			1	100%	1
OPTI MED PHARMACY		1			1

COVID-19: testing by laboratory

Data through May 9, 2021 verified as of May 10, 2021 at 09:25 AM

Data in this report are provisional and subject to change.

The numbers in the table below represent the number of Florida and non-Florida residents for whom test results were received by the Department of Health. A person can be tested by more than one laboratory and can have both positive and negative results. **Therefore, the sum of the numbers in each column will be larger than the total number of people tested.**

Reporting lab	Inconclusive	Negative	Positive	Percent positive	Total
STANKUS FAMILY CARE		1			1
PUTNAM CO HOSPITAL-D/B/A ASBURY TOWERS		1			1
PALM SPRINGS GENERAL HOSPITAL			1	100%	1
FAWCETT MEMORIAL HOSPITAL NURSING			1	100%	1
REELFOOT FAMILY WALK-IN CLINIC		1			1
INHEALTH LIFE SCIENCES LLC			1	100%	1
GENESEE COUNTY HEALTH DEPARTMENT		1			1
CONCORDIA MANOR			1	100%	1
KIDSVILLE PEDIATRICS III PA			1	100%	1
UNIVERSITY OF FLORIDA			1	100%	1
CARRINGTON, LLC D/B/A THE CARRINGTON		1			1
FAIRHAVEN		1			1
PLEASANT RIDGE MANOR WEST		1			1
ULTIMATE ANALYSIS LABORATORY			1	100%	1
Eddy Memorial Geriatric Center		1			1
JACK M MATHENY II MD			1	100%	1
CVS IL2297652CV CHICAGO		1			1
INTERNAL MEDICINE ASSOCIATES		1			1
MID-FLORIDA CANCER CENTERS		1			1
Trucare Living Centers - Columbus		1			1
Sarah A. Todd Memorial Home		1			1
MALUHIA		1			1
PUBLIX PHARMACY #1488		1			1
Lopatcong Center		1			1
APPLECARE URGENT CARE JESUP			1	100%	1
VIRGINIA UROLOGY		1			1
SHP WESTCHESTER LLC		1			1
CAREMOUNT MEDICAL PC		1			1
LIFE CARE CENTER OF GWINNETT		1			1
SHANNON CLARK OD, PA			1	100%	1
FREEPORT ER DOX URGENT CARE		1			1
OAKWOOD HOSPITAL - DEARBORN LAB			1	100%	1
DIGNITY HEALTH GOHEALTH		1			1
BEST CARE COMMUNITY AND FAMILY HEALTH CENTER INC			1	100%	1
POETS WALK SARASOTA			1	100%	1
MISSION HOSPITAL - MEMORIAL CAMPUS			1	100%	1
AMERICAN FAMILY CARE - SMYRNA			1	100%	1
HEALTH ALLIANCE			1	100%	1
Lutheran Community at Telford		1			1
CATHEDRAL GERONTOLOGY CENTER DBA CATHEDRAL CARES			1	100%	1
PARKVIEW OUTREACH COMMUNITY CENTER			1	100%	1
LABWORKS LLC			1	100%	1
Advanced Rehabilitation of Vernon		1			1
CONCENTRA - LEESBURG		1			1
KID FIXERS		1			1
CVS SC7012POCT BALLENTINE			1	100%	1
HALIFAX HEALTH PRIMARY CARE ORMOND			1	100%	1

COVID-19: testing by laboratory

Data through May 9, 2021 verified as of May 10, 2021 at 09:25 AM

Data in this report are provisional and subject to change.

The numbers in the table below represent the number of Florida and non-Florida residents for whom test results were received by the Department of Health. A person can be tested by more than one laboratory and can have both positive and negative results. **Therefore, the sum of the numbers in each column will be larger than the total number of people tested.**

Reporting lab	Inconclusive	Negative	Positive	Percent positive	Total
SUTTER GOULD MEDICAL FOUNDATION			1	100%	1
GABRIELA GOLDSTEIN MD PA			1	100%	1
ELLIS HOSPITAL URGENT CARE CENTER LAB		1			1
AVERA ST. MARY'S HOSPITAL			1	100%	1
VA Ann Arbor HCS - Toledo CBOC		1			1
SANFORD LABORATORY BISMARCK			1	100%	1
LCMC LAB SUBSECTION		1			1
CLINICAL RESEARCH OF WEST FLORIDA		1			1
VETERANS AFFAIRS MEDICAL CENTER - EAST ORANGE			1	100%	1
BIOMERIEUX			1	100%	1
White River Health Care Center		1			1
EUGENE T FINAN, MD			1	100%	1
MEDCOR INC			1	100%	1
ADVENTHEALTH MEDICAL GROUP INTERNAL MEDICINE AT MILLS			1	100%	1
ST. JOHN HOSPITAL & MEDICAL CENTER			1	100%	1
Senatobia Healthcare & Rehab		1			1
SUMMER PLACE NURSING & REHABILITATION		1			1
KIOSK MEDICINE OF KENTUCKY LLC		1			1
HILTON HEAD HOSPITAL/INPATIENT			1	100%	1
MANOR CARE OF DELRAY BEACH FL LLC		1			1
RED HOOK FAMILY PRACTICE		1			1
SACRED HEART HOSPITAL NURSING			1	100%	1
QLABS			1	100%	1
CHILDRENS SPECIALIST PEDIATRIC PULMMOLOGY &			1	100%	1
FLAGLER MEDICAL ASSOCIATES PA			1	100%	1
PENSACOLA PATHOLOGY		1			1
MCR HEALTH VENICE PEDIATRICS			1	100%	1
CRESTVIEW MED CLIN LAB			1	100%	1
SPHERE DX			1	100%	1
SOUTHWESTERN VERMONT MEDICAL CENTER			1	100%	1
UNIVERSITY OF TOLEDO MEDICAL CENTER			1	100%	1
HOMESTEAD MEDICAL CLINIC PA			1	100%	1
NANCY M WORTHINGTON MD PA			1	100%	1
MED TECH CLINICAL LABORATORY		1			1
MED FIRST IMMEDIATE CARE AND FAMILY PRACTICE			1	100%	1
ASHLEY PEDICATRICS DAY AND NIGHT CLINIC			1	100%	1
WINCHESTER HOSPITAL			1	100%	1
Brattleboro Crossings LLC dba Pine Heights at Brattleboro		1			1
Kroger 541 - The Little Clinic Long Hollow Pike		1			1
Walgreens #9620		1			1
OAKVIEW INC		1			1
WALGREENS #11572		1			1
Hearthstone Nursing and Rehabilitation Center		1			1
PROVIDENCE ST PETER HOSPITAL		1			1
KATHY L ANDERSON DO PA			1	100%	1
ESOTERIC LAB			1	100%	1
AMERITECH COLLEGE OF HEALTHCARE			1	100%	1

COVID-19: testing by laboratory

Data through May 9, 2021 verified as of May 10, 2021 at 09:25 AM

Data in this report are provisional and subject to change.

The numbers in the table below represent the number of Florida and non-Florida residents for whom test results were received by the Department of Health. A person can be tested by more than one laboratory and can have both positive and negative results. **Therefore, the sum of the numbers in each column will be larger than the total number of people tested.**

Reporting lab	Inconclusive	Negative	Positive	Percent positive	Total
SOUTHERN NEVADA HEALH DISTRICT LABORATORY SYSTEM			1	100%	1
BOCA RATON PHYSICIANS PA			1	100%	1
MORGAN STANELY HEALTH CENTER		1			1
Jewish Senior Services		1			1
WALGREEN#12147		1			1
SIGNATURE CARE COLLEGE STATION			1	100%	1
NC STATE LAB OF PUBLIC HEALTH			1	100%	1
MEDLABS OF FLORIDA LLC D/B/A MEDLABS DIAGNOSTICS		1			1
EMORY DECATUR HOSPITAL - EMORY MEDICAL		1			1
ManorCare Yeadon		1			1
ORDRS, INC.			1	100%	1
RIVERSIDE PEDIATRIC GROUP, INC		1			1
Eagle Point Health Care Center		1			1
Elmbrook Home		1			1
Maple Lane Nursing Home		1			1
Walgreens #17445		1			1
BLOOMINGDALE MEDICAL ASSOC			1	100%	1
Kroger 699 - The Little Clinic Smyrna		1			1
ICARE		1			1
BROOKSVILLE REGIONAL HOSP PATIENT CARE SERVICES			1	100%	1
SLIDELL MEMORIAL HOSPITAL			1	100%	1
FAIRVIEW HOSPITAL			1	100%	1
STAMFORD HOSPITAL			1	100%	1
C A R E S		1			1
COLE DIAGNOSTICS - BOISE		1			1
INDIANA STATE DEPARTMENT OF HEALTH CLINIC MICROBIOLOGY		1			1
PHOENIX PROGRAMS OF FLORIDA INC		1			1
WALGREENS MARATHON			1	100%	1
Alaska Domiciliary Care for Homeless Veterans		1			1
Iosco County Medical Care Facility		1			1
CHILDREN'S CLINIC			1	100%	1
Eger Health Care and Rehabilitation Center		1			1
BAYSTATE REFERENCE LABORATORY			1	100%	1
EMERGENCY CARE SERVICES LAB AT JFK MEDICAL CENTER			1	100%	1
YOUR HEALTH PEDIATRICS INC			1	100%	1
NORTHEAST REGIONAL MEDICAL CENTER			1	100%	1
SUNRISE HOSPITAL & MEDICAL CENTER-POC TESTING LAB			1	100%	1
FRESENIUS KIDNEY CARE OF CLERMONT WEST			1	100%	1
SEASONS HOSPICE AND PALLIATIVE CARE OF			1	100%	1
PANCARE HEALTH - NORTHSIDE ELEMENTARY			1	100%	1
ANSWERS RESOURCE FACILITY		1			1
TUNIS STREET GROUP HOME		1			1
USA Healthcare LTC, LLC - Folsom Center for Rehabilitation & Healthca		1			1
TANNER CLINIC			1	100%	1
PATHLAB SERVICES			1	100%	1
EUROFINS CENTRAL LABORATORY, LLC		1			1
Alden North Shore			1	100%	1

COVID-19: testing by laboratory

Data through May 9, 2021 verified as of May 10, 2021 at 09:25 AM

Data in this report are provisional and subject to change.

The numbers in the table below represent the number of Florida and non-Florida residents for whom test results were received by the Department of Health. A person can be tested by more than one laboratory and can have both positive and negative results. **Therefore, the sum of the numbers in each column will be larger than the total number of people tested.**

Reporting lab	Inconclusive	Negative	Positive	Percent positive	Total
SEMA4			1	100%	1
STANLY REGIONAL MEDICAL CENTER			1	100%	1
FLORIDA STATE UNIVERSITY HEALTH SERVICES			1	100%	1
RIVERSIDE REGIONAL MED CENTER			1	100%	1
NCH HEALTHCARE CREEKSIDE ENDOSCOPY			1	100%	1
MERCY HOME		1			1
THOMAS HOSPITAL			1	100%	1
JOHNSON MEDICAL SERVICES			1	100%	1
CENTRAL TX URGENT CARE			1	100%	1
OASIS FAMILY RESORT IN THE SPRINGS LLC		1			1
UNIVERSITY OF NORTH CAROLINA HOSPITALS			1	100%	1
West Bay of Tampa Center			1	100%	1
HOSPITALS OF PROVIDENCE TRANSMOUNTAIN CAMPUS, THE			1	100%	1
FLORIDA MEDICAL CLINIC, PA		1			1
VERIFY LABS			1	100%	1
ONPOINT URGENT CARE			1	100%	1
ACCESS HEALTH CARE PHYSICIANS, LLC		1			1
COSTCO PHARMACY #1023			1	100%	1
BUREAU COUNTY HEALTH DEPT			1	100%	1
VERMONT DEPT OF HEALTH LABORATORY			1	100%	1
Garden Villa Bedford		1			1
CHI ST. LUKE'S HEALTH BCM MEDICAL CENTER			1	100%	1
Total	107,186	20,175,301	2,941,240	13%	23,223,727