

COVID-19: summary of cases and monitoring

Data through May 8, 2021 verified as of May 9, 2021 at 09:25 AM

Data in this report are provisional and subject to change.

Cases: people with positive PCR or antigen test result

Total cases

Florida residents	2,227,303
Non-Florida residents	42,503

Type of testing

Florida residents	2,227,303
Positive by BPHL/CDC	81,521
Positive by commercial/hospital lab	2,145,782
PCR positive	1,775,942
Antigen positive	451,361
Non-Florida residents	42,503
Positive by BPHL/CDC	1,010
Positive by commercial/hospital lab	41,493
PCR positive	28,931
Antigen positive	13,572

Characteristics

Florida residents hospitalized	92,086
Florida resident deaths	35,731
Non-Florida resident deaths	714

Hospitalized counts include anyone who was hospitalized at some point during their illness. It does not reflect the number of people currently hospitalized.

More information on deaths identified through death certificate data is available on the National Center for Health Statistics website at www.cdc.gov/nchs/nvss/vsrr/COVID19/index.htm.

Cases: people with positive PCR or antigen test result

Risk factors for Florida residents

Traveled	17,884
Contact with a known case	890,979
Traveled and contact with a known case	24,244
Neither	1,294,196
No travel and no contact	269,797
Travel is unknown	727,297
Contact is unknown	494,655
Contact is pending	460,446

Travel can be unknown and contact can be unknown or pending for the same case, these numbers will sum to more than the "neither" total.

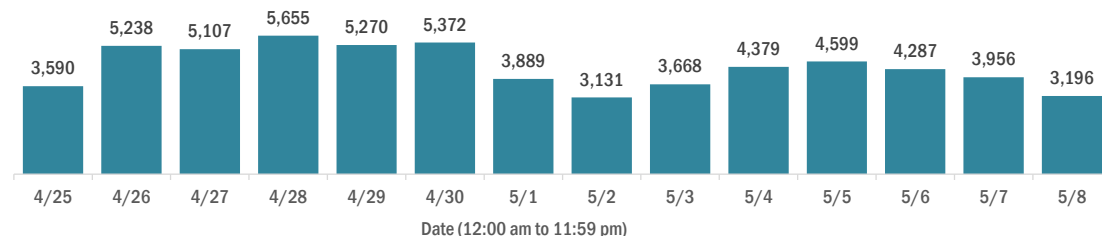
COVID-19: summary of laboratory testing

Data through May 8, 2021 verified as of May 9, 2021 at 09:25 AM

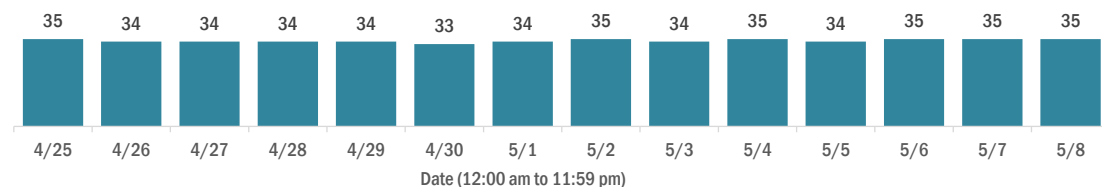
Data in this report are provisional and subject to change.

Cases in Florida residents per day for the past 2 weeks

Number of cases per day



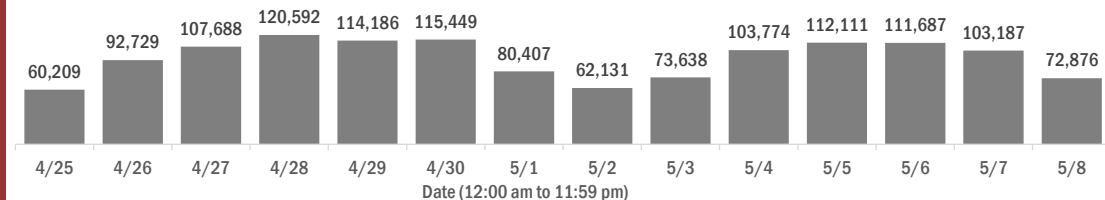
Median age of cases by day



Laboratory testing for Florida residents over the past 2 weeks

Number of Florida residents tested per day

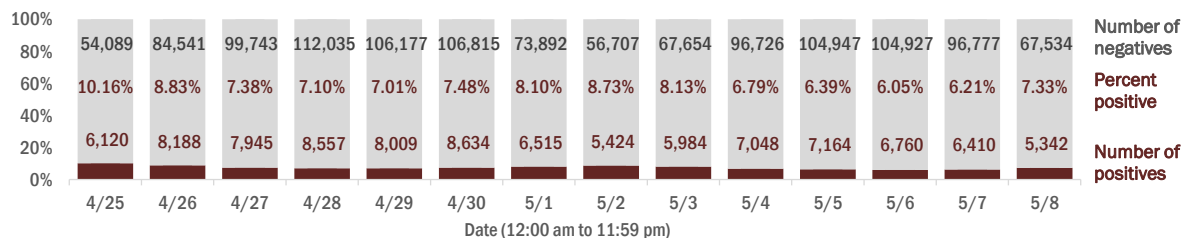
These counts include the number of people for whom the Department received PCR or antigen laboratory results by day. People tested on multiple days will be included for each day a new result was received. A person is only counted once for each day they are tested, regardless of whether multiple specimens are tested or multiple results are received.



Number and percent of Florida residents with positive test results

The percent of positive results ranged from 6.05% to 10.16% over the past 2 weeks and was 7.33% yesterday.

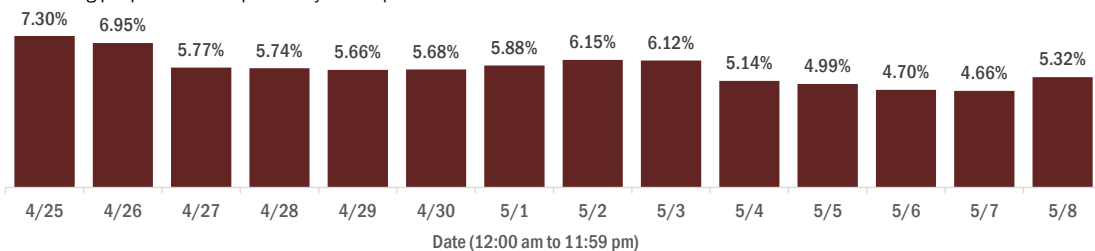
These counts include the number of people for whom the Department received PCR or antigen laboratory results by day. People tested on multiple days will be included for each day a new result was received. A person is only counted once for each day they are tested, regardless of whether multiple specimens are tested or multiple results are received. If a person has a positive specimen and a negative specimen in the same day, only the positive result is counted.



Percent positivity for new cases in Florida residents

The percent of positive results ranged from 4.66% to 7.30% over the past 2 weeks and was 5.32% yesterday.

This percent is the number of people who test PCR- or antigen-positive for the first time divided by all the people tested that day, excluding people who have previously tested positive.



COVID-19: characteristics of 2,227,303 Florida resident cases

Data through May 8, 2021 verified as of May 9, 2021 at 09:25 AM

Data in this report are provisional and subject to change.

Age group	Cases		Hospitalizations		Deaths	
0-4 years	47,568	2%	631	1%	1	0%
5-14 years	148,883	7%	620	1%	5	0%
15-24 years	348,501	16%	2,347	3%	48	0%
25-34 years	391,474	18%	4,590	5%	212	1%
35-44 years	348,017	16%	6,847	7%	566	2%
45-54 years	337,890	15%	10,588	11%	1,433	4%
55-64 years	288,796	13%	15,916	17%	3,976	11%
65-74 years	174,450	8%	19,054	21%	7,636	21%
75-84 years	95,650	4%	18,929	21%	10,805	30%
85+ years	44,426	2%	12,554	14%	11,049	31%
Unknown	1,648	0%	10	0%	0	0%
Total	2,227,303		92,086		35,731	

Gender	Cases	
Female	1,164,732	52%
Male	1,042,633	47%
Unknown	19,938	1%
Total	2,227,303	

Ethnicity	Cases		Hospitalizations		Deaths	
Hispanic	725,648	33%	23,425	25%	8,397	24%
Non-Hispanic	1,094,198	49%	64,504	70%	25,125	70%
Unknown	407,457	18%	4,157	5%	2,209	6%
Total	2,227,303		92,086		35,731	

Race and ethnicity	Cases		Hospitalizations		Deaths	
White	1,272,155	57%	60,497	66%	26,174	73%
Hispanic	482,898	22%	16,755	18%	6,720	19%
Non-Hispanic	698,864	31%	41,998	46%	18,338	51%
Unknown	90,393	4%	1,744	2%	1,116	3%
Black	295,422	13%	19,136	21%	5,754	16%
Hispanic	17,692	1%	831	1%	240	1%
Non-Hispanic	255,552	11%	17,933	19%	5,345	15%
Unknown	22,178	1%	372	0%	169	0%
Other race	348,403	16%	10,099	11%	2,820	8%
Hispanic	175,060	8%	5,339	6%	1,260	4%
Non-Hispanic	120,078	5%	4,301	5%	1,334	4%
Unknown	53,265	2%	459	0%	226	1%
Unknown race	311,323	14%	2,354	3%	983	3%
Hispanic	49,998	2%	500	1%	177	0%
Non-Hispanic	19,704	1%	272	0%	108	0%
Unknown	241,621	11%	1,582	2%	698	2%
Total	2,227,303		92,086		35,731	

Hospitalization counts include anyone who was hospitalized at some point during their illness. It does not reflect the number of people currently hospitalized. **Other race** includes any person with a race of American Indian/Alaskan native, Asian, native Hawaiian/Pacific Islander, or other.

COVID-19: deaths in Florida residents and staff of long-term care facilities

Data through May 8, 2021 verified as of May 9, 2021 at 09:25 AM

Data in this report are provisional and subject to change.

For current cases in residents or staff of long-term care facilities, please visit: <https://floridahealthcovid19.gov/>

County	Deaths		County	Deaths		County	Deaths	
Palm Beach	1073	<div></div> 9%	Okaloosa	167	<div></div> 1%	Madison	20	<div></div> 0%
Dade	1019	<div></div> 9%	Hernando	163	<div></div> 1%	Calhoun	18	<div></div> 0%
Pinellas	906	<div></div> 8%	Osceola	142	<div></div> 1%	Flagler	17	<div></div> 0%
Broward	702	<div></div> 6%	Charlotte	138	<div></div> 1%	Gulf	17	<div></div> 0%
Hillsborough	587	<div></div> 5%	Indian River	124	<div></div> 1%	Wakulla	16	<div></div> 0%
Duval	446	<div></div> 4%	Clay	122	<div></div> 1%	Bradford	14	<div></div> 0%
Polk	435	<div></div> 4%	Leon	100	<div></div> 1%	Washington	13	<div></div> 0%
Brevard	412	<div></div> 4%	Highlands	96	<div></div> 1%	Baker	12	<div></div> 0%
Orange	406	<div></div> 4%	Bay	92	<div></div> 1%	Holmes	12	<div></div> 0%
Sarasota	400	<div></div> 4%	Jackson	88	<div></div> 1%	Jefferson	12	<div></div> 0%
Lee	346	<div></div> 3%	St. Johns	86	<div></div> 1%	Gadsden	10	<div></div> 0%
Marion	336	<div></div> 3%	Santa Rosa	82	<div></div> 1%	Lafayette	10	<div></div> 0%
Volusia	298	<div></div> 3%	Alachua	80	<div></div> 1%	Franklin	9	<div></div> 0%
Escambia	286	<div></div> 3%	Suwannee	60	<div></div> 1%	Levy	7	<div></div> 0%
St. Lucie	247	<div></div> 2%	Columbia	52	<div></div> 0%	Desoto	6	<div></div> 0%
Seminole	234	<div></div> 2%	Putnam	45	<div></div> 0%	Dixie	5	<div></div> 0%
Lake	231	<div></div> 2%	Sumter	44	<div></div> 0%	Monroe	5	<div></div> 0%
Pasco	227	<div></div> 2%	Nassau	34	<div></div> 0%	Taylor	3	<div></div> 0%
Collier	195	<div></div> 2%	Walton	30	<div></div> 0%	Hardee	2	<div></div> 0%
Manatee	193	<div></div> 2%	Hendry	29	<div></div> 0%	Hamilton	1	<div></div> 0%
Citrus	177	<div></div> 2%	Okeechobee	24	<div></div> 0%	Liberty	1	<div></div> 0%
Martin	173	<div></div> 2%	Gilchrist	21	<div></div> 0%	Total	11,358	

Note: cases are summarized by the county of usual residence. Residents and staff may be cases associated with facilities that are not in their county of usual residence, resulting in cases being included below for counties that do not have facilities with known cases.

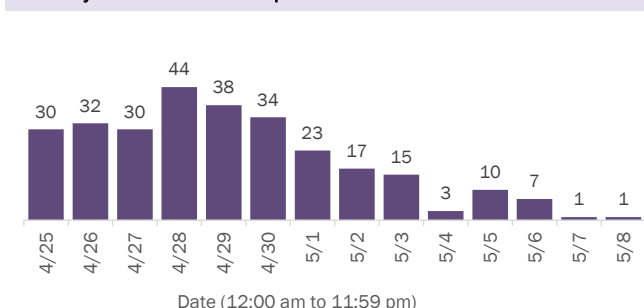
COVID-19: cases in Florida residents who have died

Data through May 8, 2021 verified as of May 9, 2021 at 09:25 AM

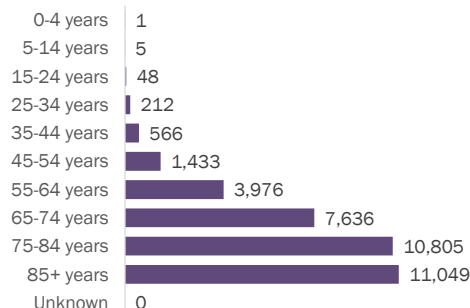
Data in this report are provisional and subject to change.

Demographics for all identified COVID-19 deaths: 35,731

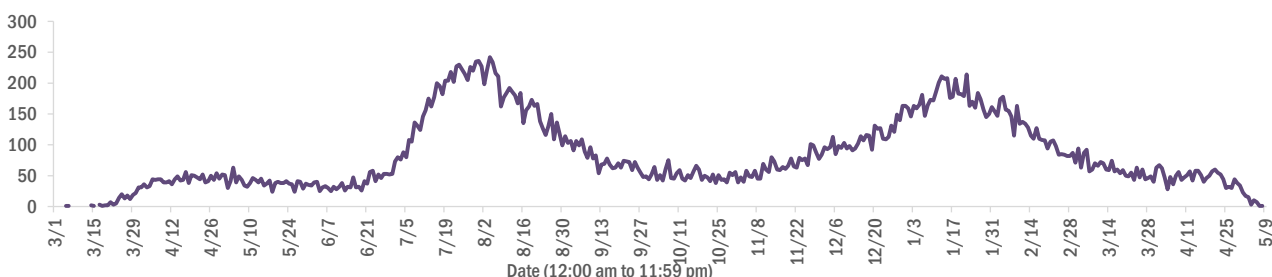
Deaths by date of death for the past 2 weeks



Deaths by age group



Deaths by date of death since March 2020



Age group	Deaths	Cases	Case fatality rate	Mortality rate per 100,000 population
0-4 years	1	47,568	0.0%	0.1
5-14 years	5	148,883	0.0%	0.2
15-24 years	48	348,501	0.0%	1.9
25-34 years	212	391,474	0.1%	7.5
35-44 years	566	348,017	0.2%	21.7
45-54 years	1,433	337,890	0.4%	51.4
55-64 years	3,976	288,796	1.4%	137.5
65-74 years	7,636	174,450	4.4%	314.7
75-84 years	10,805	95,650	11.3%	769.5
85+ years	11,049	44,426	24.9%	1913.1
Unknown	0	1,648	0.0%	
Total	35,731	2,227,303	1.6%	165.4

Race	Deaths	Cases	Case fatality rate	Mortality rate per 100,000 population
Other	2,820	348,403	0.8%	226.6
White	26,174	1,272,155	2.1%	156.8
Black	5,754	295,422	1.9%	157.3
Unknown	983	311,323	0.3%	
Total	35,731	2,227,303	1.6%	165.4

Gender	Deaths	Cases	Case fatality rate	Mortality rate per 100,000 population
Female	15,684	1,164,732	1.3%	142.1
Male	20,047	1,042,633	1.9%	189.9
Unknown	0	19,938	0.0%	
Total	35,731	2,227,303	1.6%	165.4

Ethnicity	Deaths	Cases	Case fatality rate	Mortality rate per 100,000 population
Hispanic	8,397	725,648	1.2%	147.9
Non-Hispanic	25,125	1,094,198	2.3%	157.8
Unknown	2,209	407,457	0.5%	
Total	35,731	2,227,303	1.6%	165.4

COVID-19: characteristics of 2,227,303 cases

Data through May 8, 2021 verified as of May 9, 2021 at 09:25 AM

Data in this report are provisional and subject to change.

Tables below include cases in Florida residents and non-Florida residents.

All 67 Florida counties have cases:

County	FL resident cases		Non-FL resident cases	Total cases	FL resident deaths	FL death rate
Dade	483,992	<div><div></div></div> 22%	6,507	490,499	6,252	1.3%
Broward	237,040	<div><div></div></div> 11%	2,901	239,941	2,964	1.3%
Palm Beach	142,697	<div><div></div></div> 6%	2,634	145,331	2,788	2.0%
Orange	136,780	<div><div></div></div> 6%	2,209	138,989	1,270	0.9%
Hillsborough	136,996	<div><div></div></div> 6%	1,165	138,161	1,745	1.3%
Duval	96,911	<div><div></div></div> 4%	1,613	98,524	1,413	1.5%
Pinellas	77,917	<div><div></div></div> 3%	1,964	79,881	1,629	2.1%
Lee	68,800	<div><div></div></div> 3%	2,311	71,111	973	1.4%
Polk	68,571	<div><div></div></div> 3%	485	69,056	1,331	1.9%
Osceola	44,158	<div><div></div></div> 2%	802	44,960	510	1.2%
Volusia	42,734	<div><div></div></div> 2%	765	43,499	804	1.9%
Brevard	40,977	<div><div></div></div> 2%	727	41,704	876	2.1%
Pasco	41,288	<div><div></div></div> 2%	350	41,638	765	1.9%
Manatee	37,946	<div><div></div></div> 2%	882	38,828	676	1.8%
Escambia	32,509	<div><div></div></div> 1%	3,682	36,191	690	2.1%
Collier	34,649	<div><div></div></div> 2%	1,361	36,010	533	1.5%
Seminole	34,019	<div><div></div></div> 2%	255	34,274	499	1.5%
Sarasota	31,339	<div><div></div></div> 1%	1,583	32,922	822	2.6%
Leon	31,167	<div><div></div></div> 1%	925	32,092	319	1.0%
Marion	31,089	<div><div></div></div> 1%	162	31,251	966	3.1%
Lake	29,331	<div><div></div></div> 1%	525	29,856	642	2.2%
St. Lucie	26,382	<div><div></div></div> 1%	196	26,578	638	2.4%
Alachua	24,589	<div><div></div></div> 1%	303	24,892	276	1.1%
St. Johns	22,406	<div><div></div></div> 1%	312	22,718	211	0.9%
Okaloosa	20,368	<div><div></div></div> 1%	229	20,597	362	1.8%
Bay	19,428	<div><div></div></div> 1%	822	20,250	388	2.0%
Clay	18,658	<div><div></div></div> 1%	53	18,711	342	1.8%
Santa Rosa	18,006	<div><div></div></div> 1%	249	18,255	287	1.6%
Hernando	13,961	<div><div></div></div> 1%	109	14,070	467	3.3%
Charlotte	12,743	<div><div></div></div> 1%	214	12,957	421	3.3%
Indian River	12,457	<div><div></div></div> 1%	110	12,567	302	2.4%
Martin	12,132	<div><div></div></div> 1%	237	12,369	319	2.6%
Citrus	11,055	<div><div></div></div> 0%	99	11,154	445	4.0%
Sumter	9,243	<div><div></div></div> 0%	109	9,352	278	3.0%
Highlands	8,497	<div><div></div></div> 0%	97	8,594	357	4.2%

County	FL resident cases		Non-FL resident cases	Total cases	FL resident deaths	FL death rate
Nassau	7,960	<div><div></div></div> 0%	446	8,406	126	1.6%
Columbia	8,098	<div><div></div></div> 0%	44	8,142	169	2.1%
Walton	6,935	<div><div></div></div> 0%	873	7,808	87	1.3%
Flagler	7,230	<div><div></div></div> 0%	101	7,331	111	1.5%
Monroe	6,583	<div><div></div></div> 0%	400	6,983	49	0.7%
Putnam	6,506	<div><div></div></div> 0%	24	6,530	148	2.3%
Jackson	6,156	<div><div></div></div> 0%	72	6,228	157	2.6%
Gadsden	5,675	<div><div></div></div> 0%	17	5,692	98	1.7%
Suwannee	5,308	<div><div></div></div> 0%	29	5,337	139	2.6%
Hendry	4,727	<div><div></div></div> 0%	17	4,744	83	1.8%
Desoto	4,317	<div><div></div></div> 0%	27	4,344	93	2.2%
Okeechobee	3,970	<div><div></div></div> 0%	54	4,024	89	2.2%
Baker	3,482	<div><div></div></div> 0%	18	3,500	60	1.7%
Wakulla	3,448	<div><div></div></div> 0%	14	3,462	56	1.6%
Levy	3,446	<div><div></div></div> 0%	9	3,455	54	1.6%
Unknown	73	<div><div></div></div> 0%	3,176	3,249	0	0.0%
Hardee	3,144	<div><div></div></div> 0%	15	3,159	44	1.4%
Bradford	3,005	<div><div></div></div> 0%	13	3,018	56	1.9%
Taylor	2,730	<div><div></div></div> 0%	5	2,735	47	1.7%
Washington	2,713	<div><div></div></div> 0%	21	2,734	52	1.9%
Holmes	2,227	<div><div></div></div> 0%	33	2,260	49	2.2%
Madison	2,041	<div><div></div></div> 0%	28	2,069	45	2.2%
Gulf	1,944	<div><div></div></div> 0%	23	1,967	44	2.3%
Union	1,827	<div><div></div></div> 0%	1	1,828	73	4.0%
Calhoun	1,692	<div><div></div></div> 0%	3	1,695	44	2.6%
Hamilton	1,608	<div><div></div></div> 0%	20	1,628	25	1.6%
Lafayette	1,619	<div><div></div></div> 0%	0	1,619	26	1.6%
Gilchrist	1,608	<div><div></div></div> 0%	5	1,613	44	2.7%
Dixie	1,609	<div><div></div></div> 0%	3	1,612	24	1.5%
Jefferson	1,466	<div><div></div></div> 0%	26	1,492	27	1.8%
Franklin	1,294	<div><div></div></div> 0%	34	1,328	17	1.3%
Liberty	1,073	<div><div></div></div> 0%	1	1,074	16	1.5%
Glades	954	<div><div></div></div> 0%	4	958	19	2.0%
Total	2,227,303		42,503	2,269,806	35,731	1.6%

COVID-19: characteristics of 2,227,303 Florida resident cases

Data through May 8, 2021 verified as of May 9, 2021 at 09:25 AM

Data in this report are provisional and subject to change.

The table below includes the cities and counties of residence for cases in Florida residents based on the patient's ZIP Code. Note that city is not always received as part of the initial notification and may be missing while the case is being investigated.

City and county	Cases
Miami, Dade	280,827
Orlando, Orange	101,601
Jacksonville, Duval	91,108
Tampa, Hillsborough	79,603
Hialeah, Dade	67,707
Fort Lauderdale, Broward	50,186
Hollywood, Broward	44,921
West Palm Beach, Palm Beach	34,927
Kissimmee, Osceola	33,927
Tallahassee, Leon	30,106
Homestead, Dade	29,703
Naples, Collier	29,290
Saint Petersburg, Pinellas	28,357
Pensacola, Escambia	27,124
Fort Myers, Lee	26,436
Bradenton, Manatee	24,694
Boca Raton, Palm Beach	24,309
Lakeland, Polk	23,689
Ocala, Marion	22,849
Pompano Beach, Broward	22,301
Gainesville, Alachua	19,526
Sarasota, Sarasota	19,317
Cape Coral, Lee	17,880
Port Saint Lucie, St. Lucie	17,610
Lake Worth, Palm Beach	17,162
Miami Beach, Dade	16,045
Miramar, Broward	15,414
Clearwater, Pinellas	15,354
Coral Springs, Broward	14,153
Boynton Beach, Palm Beach	13,853
Doral, Dade	13,757
Miami Gardens, Dade	13,048
Panama City, Bay	12,317
Saint Augustine, St. Johns	11,989
Melbourne, Brevard	11,658
Winter Haven, Polk	11,496
Lehigh Acres, Lee	11,337
Delray Beach, Palm Beach	10,629
Riverview, Hillsborough	10,603
Davie, Broward	10,592
Palm Bay, Brevard	9,686
Vero Beach, Indian River	9,605
New Port Richey, Pasco	9,522
Sunrise, Broward	9,279
Saint Cloud, Osceola	8,878
Milton, Santa Rosa	8,708
Fort Pierce, St. Lucie	8,597
Largo, Pinellas	8,493
Coral Gables, Dade	8,463
Daytona Beach, Volusia	8,427
Apopka, Orange	8,409
Spring Hill, Hernando	8,406
Plantation, Broward	8,346
North Miami Beach, Dade	8,182
Davenport, Polk	8,124
Clermont, Lake	7,997
Brandon, Hillsborough	7,956
Sanford, Seminole	7,668

COVID-19: characteristics of 2,227,303 Florida resident cases

Data through May 8, 2021 verified as of May 9, 2021 at 09:25 AM

Data in this report are provisional and subject to change.

The table below includes the cities and counties of residence for cases in Florida residents based on the patient's ZIP Code. Note that city is not always received as part of the initial notification and may be missing while the case is being investigated.

City and county	Cases
Deltona, Volusia	7,628
Orange Park, Clay	7,569
Plant City, Hillsborough	7,435
Jupiter, Palm Beach	7,399
Weston, Broward	7,374
Lake City, Columbia	7,353
Deerfield Beach, Broward	6,926
Winter Garden, Orange	6,651
Tamarac, Broward	6,385
Port Charlotte, Charlotte	6,243
Wesley Chapel, Pasco	6,112
Palm Coast, Flagler	6,087
Coconut Creek, Broward	6,019
Margate, Broward	5,889
Stuart, Martin	5,779
Land O Lakes, Pasco	5,771
Palm Beach Gardens, Palm Beach	5,699
Deland, Volusia	5,695
Fort Walton Beach, Okaloosa	5,631
Wellington, Palm Beach	5,517
Palm Harbor, Pinellas	5,508
Oviedo, Seminole	5,495
Winter Park, Orange	5,471
Palmetto, Manatee	5,457
Crestview, Okaloosa	5,412
Lutz, Hillsborough	5,153
Altamonte Springs, Seminole	5,135
Port Orange, Volusia	4,972
Valrico, Hillsborough	4,897
Opa Locka, Dade	4,885
Haines City, Polk	4,835
North Port, Sarasota	4,804
Brooksville, Hernando	4,765
Miami Lakes, Dade	4,748
Venice, Sarasota	4,716
Pembroke Pines, Broward	4,699
Middleburg, Clay	4,663
Hallandale, Broward	4,663
Sebring, Highlands	4,575
Punta Gorda, Charlotte	4,573
Leesburg, Lake	4,479
Ocoee, Orange	4,439
Zephyrhills, Pasco	4,303
The Villages, Sumter	4,265
Seminole, Pinellas	4,251
Saint Johns, St. Johns	4,246
Ormond Beach, Volusia	4,242
Arcadia, Desoto	4,204
Bonita Springs, Lee	4,172
Live Oak, Suwannee	4,106
Pinellas Park, Pinellas	4,073
Okeechobee, Okeechobee	3,956
North Lauderdale, Broward	3,955
Longwood, Seminole	3,936
North Miami, Dade	3,903
Ruskin, Hillsborough	3,875
Windermere, Orange	3,855
Cocoa, Brevard	3,817
Immokalee, Collier	3,814

COVID-19: characteristics of 2,227,303 Florida resident cases

Data through May 8, 2021 verified as of May 9, 2021 at 09:25 AM

Data in this report are provisional and subject to change.

The table below includes the cities and counties of residence for cases in Florida residents based on the patient's ZIP Code. Note that city is not always received as part of the initial notification and may be missing while the case is being investigated.

City and county	Cases
Navarre, Santa Rosa	3,770
Casselberry, Seminole	3,614
Port Richey, Pasco	3,445
Hudson, Pasco	3,420
Titusville, Brevard	3,381
Niceville, Okaloosa	3,376
Gulf Breeze, Santa Rosa	3,362
Lake Worth Beach, Palm Beach	3,333
Key West, Monroe	3,263
Cantonment, Escambia	3,246
Dade City, Pasco	3,246
North Fort Myers, Lee	3,228
Panama City Beach, Bay	3,225
Winter Springs, Seminole	3,207
Jacksonville Beach, Duval	3,166
Oakland Park, Broward	3,151
Bartow, Polk	3,147
Lake Mary, Seminole	3,125
Aventura, Dade	3,117
Crawfordville, Wakulla	3,097
Kissimmee, Polk	3,089
New Smyrna Beach, Volusia	3,050
Auburndale, Polk	3,028
Quincy, Gadsden	3,014
Palatka, Putnam	3,001
Lake Wales, Polk	2,973
Merritt Island, Brevard	2,905
Green Cove Springs, Clay	2,879
Tarpon Springs, Pinellas	2,842
Fernandina Beach, Nassau	2,827
Ponte Vedra Beach, St. Johns	2,783
Parkland, Broward	2,772
Cutler Ridge, Dade	2,759
Inverness, Citrus	2,649
Loxahatchee, Palm Beach	2,616
Eustis, Lake	2,612
Wimauma, Hillsborough	2,585
Cooper City, Broward	2,571
Holiday, Pasco	2,563
Perry, Taylor	2,560
Belle Glade, Palm Beach	2,547
Lynn Haven, Bay	2,540
Estero, Lee	2,532
Royal Palm Beach, Palm Beach	2,513
Dunedin, Pinellas	2,497
Marianna, Jackson	2,452
Clewiston, Hendry	2,449
Fleming Island, Clay	2,436
Santa Rosa Beach, Walton	2,431
Sarasota, Manatee	2,400
Key Biscayne, Dade	2,391
Parrish, Manatee	2,358
Rockledge, Brevard	2,346
Odessa, Hillsborough	2,294
Riviera Beach, Palm Beach	2,284
Seffner, Hillsborough	2,237
Defuniak Springs, Walton	2,191
Avon Park, Highlands	2,178
Mulberry, Polk	2,175

COVID-19: characteristics of 2,227,303 Florida resident cases

Data through May 8, 2021 verified as of May 9, 2021 at 09:25 AM

Data in this report are provisional and subject to change.

The table below includes the cities and counties of residence for cases in Florida residents based on the patient's ZIP Code. Note that city is not always received as part of the initial notification and may be missing while the case is being investigated.

City and county	Cases
Palm City, Martin	2,173
Mount Dora, Lake	2,166
Labelle, Hendry	2,118
Chipley, Washington	2,105
Destin, Okaloosa	2,104
Groveland, Lake	2,064
Tavares, Lake	2,047
Starke, Bradford	2,038
Lithia, Hillsborough	2,006
Orange City, Volusia	1,989
Pinecrest, Dade	1,964
Summerfield, Marion	1,934
Maitland, Orange	1,930
Yulee, Nassau	1,893
Wauchula, Hardee	1,860
Palmetto Bay, Dade	1,817
Sebastian, Indian River	1,789
Dania, Broward	1,749
Homosassa, Citrus	1,744
Callahan, Nassau	1,734
Lady Lake, Lake	1,719
Macclenny, Baker	1,706
Ponte Vedra, St. Johns	1,697
Edgewater, Volusia	1,651
Carol City, Dade	1,646
Crystal River, Citrus	1,646
Gibsonton, Hillsborough	1,637
Oldsmar, Pinellas	1,616
Missing, Dade	1,601
Lake Placid, Highlands	1,600
Bonifay, Holmes	1,591
Dover, Hillsborough	1,590
Mayo, Lafayette	1,586
Coconut Grove, Dade	1,578
Apollo Beach, Hillsborough	1,575
Hobe Sound, Martin	1,548
Florida City, Dade	1,543
Debary, Volusia	1,540
Palm Springs, Palm Beach	1,503
Crossings, Dade	1,493
Pace, Santa Rosa	1,486
Sun City Center, Hillsborough	1,471
Dunnellon, Marion	1,452
Atlantic Beach, Duval	1,441
Lake Butler, Union	1,416
Bellevue, Marion	1,374
Lantana, Palm Beach	1,370
Madison, Madison	1,349
North Palm Beach, Palm Beach	1,349
Biscayne Park, Dade	1,345
Monticello, Jefferson	1,343
Alachua, Alachua	1,340
Safety Harbor, Pinellas	1,279
Indiantown, Martin	1,276
South Miami, Dade	1,268
Williston, Levy	1,268
Ellenton, Manatee	1,260
Graceville, Jackson	1,249
Jensen Beach, Martin	1,228

COVID-19: characteristics of 2,227,303 Florida resident cases

Data through May 8, 2021 verified as of May 9, 2021 at 09:25 AM

Data in this report are provisional and subject to change.

The table below includes the cities and counties of residence for cases in Florida residents based on the patient's ZIP Code. Note that city is not always received as part of the initial notification and may be missing while the case is being investigated.

City and county	Cases
Lecanto, Citrus	1,213
Lauderhill, Broward	1,212
Satellite Beach, Brevard	1,207
Newberry, Alachua	1,199
Century, Escambia	1,179
Beverly Hills, Citrus	1,158
Englewood, Charlotte	1,145
Havana, Gadsden	1,134
Hilliard, Nassau	1,121
El Portal, Dade	1,117
Freeport, Walton	1,103
Trenton, Gilchrist	1,102
Wildwood, Sumter	1,093
Wilton Manors, Broward	1,089
Nokomis, Sarasota	1,081
Key Largo, Monroe	1,054
Keystone Heights, Clay	1,053
Blountstown, Calhoun	1,052
Jasper, Hamilton	1,044
Bushnell, Sumter	1,040
Frostproof, Polk	1,032
Lauderdale Lakes, Broward	1,020
Medley, Dade	1,012
Wewahitchka, Gulf	1,006
Hernando, Citrus	1,004
Polk City, Polk	992
Mary Esther, Okaloosa	979
Dunnellon, Citrus	966
Sanderson, Baker	960
Fellsmere, Indian River	949
Shalimar, Okaloosa	931
Spring Hill, Pasco	926
Minneola, Lake	926
Fisher Island, Dade	923
Everglades National Park, Dade	909
Port Saint Joe, Gulf	905
Marco Island, Collier	902
Moore Haven, Glades	889
Cocoa Beach, Brevard	881
Chiefland, Levy	881
Trinity, Pasco	877
Thonotosassa, Hillsborough	870
Sorrento, Lake	864
High Springs, Alachua	862
Fort Meade, Polk	857
Pahokee, Palm Beach	853
Coleman, Sumter	853
Fruitland Park, Lake	850
South Bay, Palm Beach	842
Englewood, Sarasota	837
Bristol, Liberty	829
Cross City, Dixie	828
Indialantic, Brevard	819
Glen Saint Mary, Baker	810
Southwest Ranches, Broward	809
Crescent City, Putnam	786
Marathon, Monroe	785
Umatilla, Lake	772
West Melbourne, Brevard	763

COVID-19: characteristics of 2,227,303 Florida resident cases

Data through May 8, 2021 verified as of May 9, 2021 at 09:25 AM

Data in this report are provisional and subject to change.

The table below includes the cities and counties of residence for cases in Florida residents based on the patient's ZIP Code. Note that city is not always received as part of the initial notification and may be missing while the case is being investigated.

City and county	Cases
Interlachen, Putnam	760
Miramar Beach, Walton	758
Fort Myers Beach, Lee	748
Lake Alfred, Polk	747
Chattahoochee, Gadsden	731
Old Town, Dixie	722
Bowling Green, Hardee	715
Weeki Wachee, Hernando	715
Olympia Heights, Dade	704
Uleta, Dade	701
Jacksonville, St. Johns	699
South Daytona, Volusia	689
Silver Springs, Marion	687
Lawtey, Bradford	681
Coral, Dade	678
Neptune Beach, Duval	675
Fort White, Columbia	674
Surfside, Dade	654
Palm Beach, Palm Beach	649
Belle Isle, Orange	648
Gulfport, Pinellas	628
Bronson, Levy	626
Baker, Okaloosa	617
Bunnell, Flagler	614
Mascotte, Lake	614
Clearwater Beach, Pinellas	612
Rotunda West, Charlotte	578
Sneads, Jackson	572
Mims, Brevard	561
Myakka City, Manatee	559
Jay, Santa Rosa	554
Hawthorne, Alachua	554
Oxford, Sumter	545
Dundee, Polk	538
Carrabelle, Franklin	533
Cape Canaveral, Brevard	533
Alva, Lee	529
Oakland, Orange	528
Tavernier, Monroe	526
Ocklawaha, Marion	521
Missing, Volusia	514
Citra, Marion	513
Melbourne Beach, Brevard	513
Zolfo Springs, Hardee	511
Florida State University, Leon	510
Indian Harbour Beach, Brevard	509
Cottondale, Jackson	509
Sweetwater, Dade	508
Bal Harbour, Dade	504
Flagler Beach, Flagler	498
Molino, Escambia	494
Midway, Gadsden	490
Celebration, Osceola	484
Webster, Sumter	481
Youngstown, Bay	478
East Palatka, Putnam	473
Bell, Gilchrist	463
Altha, Calhoun	453
Branford, Suwannee	442

COVID-19: characteristics of 2,227,303 Florida resident cases

Data through May 8, 2021 verified as of May 9, 2021 at 09:25 AM

Data in this report are provisional and subject to change.

The table below includes the cities and counties of residence for cases in Florida residents based on the patient's ZIP Code. Note that city is not always received as part of the initial notification and may be missing while the case is being investigated.

City and county	Cases
De Leon Springs, Volusia	442
Eagle Lake, Polk	439
Apalachicola, Franklin	433
West Miami, Dade	429
Missing, Orange	427
Haverhill, Palm Beach	425
Archer, Alachua	422
Osprey, Sarasota	412
Floral City, Citrus	410
Chuluota, Seminole	409
Ave Maria, Collier	407
Tequesta, Palm Beach	400
Lake Park, Palm Beach	397
Centerville, Leon	397
Hastings, St. Johns	393
Holly Hill, Volusia	393
Pierson, Volusia	381
Grand Ridge, Jackson	379
Grand Island, Lake	376
Raiford, Union	376
Montverde, Lake	364
Indian Rocks Beach, Pinellas	347
Gotha, Orange	347
Alafaya, Orange	346
Malabar, Brevard	345
Bryceville, Nassau	340
Greenville, Madison	339
Hallandale Beach, Broward	338
Vernon, Washington	334
Satsuma, Putnam	333
Kenneth City, Pinellas	330
Fort McCoy, Marion	327
Elkton, St. Johns	325
Lake Panasoffkee, Sumter	324
Malone, Jackson	322
Sebastian, Brevard	320
Jennings, Hamilton	318
Melrose, Putnam	316
Reddick, Marion	315
Belleair, Pinellas	310
Laurel Hill, Okaloosa	309
Eastpoint, Franklin	309
Geneva, Seminole	305
San Antonio, Pasco	305
Westville, Holmes	301
Greenacres, Palm Beach	301
Morriston, Levy	301
Anthony, Marion	301
Winter Park, Seminole	298
Valparaiso, Okaloosa	296
Lehigh, Lee	296
O Brien, Suwannee	291
Greenwood, Jackson	286
Ponce De Leon, Holmes	278
Fern Park, Seminole	277
Kindred, Osceola	277
South Pasadena, Pinellas	266
Eglin Air Force Base, Okaloosa	264
University Of Central Fl, Orange	259

COVID-19: characteristics of 2,227,303 Florida resident cases

Data through May 8, 2021 verified as of May 9, 2021 at 09:25 AM

Data in this report are provisional and subject to change.

The table below includes the cities and counties of residence for cases in Florida residents based on the patient's ZIP Code. Note that city is not always received as part of the initial notification and may be missing while the case is being investigated.

City and county	Cases
Inlet Beach, Walton	259
Islamorada, Monroe	255
Sanibel, Lee	255
Weirsdale, Marion	253
Edgewood, Orange	251
Poinciana, Polk	251
Fountain, Bay	246
White Springs, Hamilton	244
Longboat Key, Manatee	244
Lee, Madison	242
Southport, Bay	240
Cutler Bay, Dade	239
Saint James City, Lee	237
Gretna, Gadsden	236
Hosford, Liberty	229
Madeira Beach, Pinellas	226
Wellborn, Suwannee	225
Howey-In-The-Hills, Lake	224
Astatula, Lake	223
Lakewood Ranch, Manatee	223
Holt, Okaloosa	223
Juno Beach, Palm Beach	221
Lauderdale By The Sea, Broward	219
Atlantis, Palm Beach	216
Lake Helen, Volusia	215
Babson Park, Polk	213
Mcdavid, Escambia	212
Holmes Beach, Manatee	210
Micanopy, Alachua	208
Bay Harbor Islands, Dade	207
Osteen, Volusia	206
Altoona, Lake	202
Center Hill, Sumter	200
Sopchoppy, Wakulla	199
Zellwood, Orange	199
Azalea Park, Orange	197
Alford, Jackson	193
Mcalpin, Suwannee	192
The Villages, Lake	187
Viera, Brevard	184
The Villages, Marion	183
Golden Beach, Dade	182
Bokeelia, Lee	182
Odessa, Pasco	181
Hypoluxo, Palm Beach	181
Missing, Lee	177
Summerland Key, Monroe	176
Mangonia Park, Palm Beach	175
Pomona Park, Putnam	174
Oak Hill, Volusia	170
Ponce Inlet, Volusia	168
University Of Fl, Alachua	168
University Of Miami, Dade	167
Paisley, Lake	167
Rocky Point, Hillsborough	167
Grant-Valkaria, Brevard	165
Caryville, Washington	163
Lutz, Pasco	163
Bay Lake, Orange	160

COVID-19: characteristics of 2,227,303 Florida resident cases

Data through May 8, 2021 verified as of May 9, 2021 at 09:25 AM

Data in this report are provisional and subject to change.

The table below includes the cities and counties of residence for cases in Florida residents based on the patient's ZIP Code. Note that city is not always received as part of the initial notification and may be missing while the case is being investigated.

City and county	Cases
Sumterville, Sumter	159
Lockhart, Orange	157
Citrus Springs, Citrus	154
Hollister, Putnam	153
Christmas, Orange	152
Big Pine Key, Monroe	150
San Mateo, Putnam	148
Carrollwood, Hillsborough	147
Inglis, Levy	147
Hiawassee, Orange	147
Lady Lake, Sumter	146
Clair-Mel City, Hillsborough	139
West Park, Broward	138
University Of Central Florida, Orange	137
Buena Ventura Lakes, Osceola	136
Missing, St. Johns	136
Lake Hamilton, Polk	136
Cloud Lake, Palm Beach	134
Baldwin, Duval	134
Clarksville, Calhoun	132
Missing, Pinellas	131
Kendall, Dade	131
Harmony, Osceola	131
Hampton, Bradford	130
Apopka, Seminole	130
Missing, Sumter	129
Placida, Charlotte	128
Steinhatchee, Taylor	127
Belleair Beach, Pinellas	124
Matlacha, Lee	123
City Of Sunrise, Broward	123
Dania Beach, Broward	120
Seville, Volusia	120
Tierra Verde, Pinellas	119
Lighthouse Point, Broward	119
Temple Terrace, Hillsborough	119
Sunny Isles Beach, Dade	115
Barry University, Dade	115
Saint Leo, Pasco	115
Callaway, Bay	114
Dinsmore, Duval	114
Hurlburt Field, Okaloosa	113
Astor, Lake	113
Cedar Key, Levy	111
Panacea, Wakulla	110
Bradenton Beach, Manatee	109
Brooker, Bradford	107
Florahome, Putnam	105
Lamont, Jefferson	104
Princeton, Dade	104
Waldo, Alachua	104
Canal Point, Palm Beach	103
Barefoot Bay, Brevard	102
Fruit Cove, St. Johns	101
Tyndall Air Force Base, Bay	100
Florida Gulf Coast Univ, Lee	99
South Fort Myers, Lee	98
Kathleen, Polk	97
University Of South Florida, Hillsborough	97

COVID-19: characteristics of 2,227,303 Florida resident cases

Data through May 8, 2021 verified as of May 9, 2021 at 09:25 AM

Data in this report are provisional and subject to change.

The table below includes the cities and counties of residence for cases in Florida residents based on the patient's ZIP Code. Note that city is not always received as part of the initial notification and may be missing while the case is being investigated.

City and county	Cases
Bascom, Jackson	96
Missing, Lake	95
Lorida, Highlands	94
Ocean Ridge, Palm Beach	94
Crystal Beach, Pinellas	94
Pinetta, Madison	92
Maitland, Seminole	92
Fort Denaud, Hendry	90
F M, Lee	88
Missing, St. Lucie	87
Saint Pete Beach, Pinellas	87
Missing, Marion	85
Yalaha, Lake	83
Boca Grande, Lee	83
Welaka, Putnam	81
Patrick Air Force Base, Brevard	81
Wekiwa Springs, Seminole	79
Eatonville, Orange	79
Palma Ceia, Hillsborough	76
North Venice, Sarasota	75
Avon Park, Polk	73
Cudjoe Key, Monroe	72
Missing, Duval	72
Campbellton, Jackson	72
Miami Springs, Dade	71
Ochopee, Collier	71
Air Mail Facility, Dade	69
Anna Maria, Manatee	69
Reunion, Osceola	68
Georgetown, Putnam	68
Northdale, Hillsborough	68
Stock Island, Monroe	68
Greensboro, Gadsden	67
Missing, Palm Beach	67
Felda, Hendry	66
Destin, Walton	66
Missing, Pasco	65
Treasure Island, Pinellas	63
North Redington Beach, Pinellas	63
Duette, Manatee	60
Mexico Beach, Bay	60
Bonita Beach, Lee	59
Micco, Brevard	59
Orlando, Seminole	58
Bellview, Escambia	58
Okahumpka, Lake	57
University Of Tampa, Hillsborough	57
Lake Suzy, Desoto	56
Singer Island, Palm Beach	56
Green Acres, Palm Beach	55
Miromar Lakes, Lee	55
Walnut Hill, Escambia	55
Ona, Hardee	55
Enterprise, Volusia	54
Highland City, Polk	54
Heathrow, Seminole	54
Missing, Santa Rosa	54
Miami, Broward	53
Stetson University, Volusia	52

COVID-19: characteristics of 2,227,303 Florida resident cases

Data through May 8, 2021 verified as of May 9, 2021 at 09:25 AM

Data in this report are provisional and subject to change.

The table below includes the cities and counties of residence for cases in Florida residents based on the patient's ZIP Code. Note that city is not always received as part of the initial notification and may be missing while the case is being investigated.

City and county	Cases
Orlando, Dade	52
Aloma, Orange	52
Town N Country, Hillsborough	52
Palm Beach Shores, Palm Beach	51
Salt Springs, Marion	51
Naranja, Dade	50
Terra Ceia, Manatee	50
Intercession City, Osceola	50
Waverly, Polk	50
Florida International Univ, Dade	48
Bayonet Point, Pasco	48
Cinco Bayou, Okaloosa	47
Eaton Park, Polk	47
Missing, Broward	47
Florence Villa, Polk	46
Missing, Hillsborough	46
Orlando, Osceola	46
Kenansville, Osceola	45
Village Wellington, Palm Beach	45
Key Colony Beach, Monroe	45
Ebro, Washington	45
Miami Shores, Dade	45
Sewalls Point, Martin	44
Manalapan, Palm Beach	43
Lacoochee, Pasco	43
Gulf Breeze, Escambia	43
Lakeshore, Polk	42
Village Of Wellington, Palm Beach	42
North Bay Village, Dade	42
Ridge Manor, Pasco	42
Cortez, Manatee	41
Bayshore Gardens, Manatee	41
Missing, Seminole	41
Sugarloaf Key, Monroe	40
Bonaventure, Broward	40
Poinciana, Osceola	40
Saint Johns, Duval	40
Bradley, Polk	40
Pine Hills, Orange	40
Hiialeah Gardens, Dade	39
Davenport, Osceola	39
Westlake, Palm Beach	39
Univ Of Fl Student Dorms, Alachua	39
Pasadena, Pinellas	38
Florida A And M University, Leon	38
Jupiter, Martin	38
Ponte Vedra, Duval	38
Highland Beach, Palm Beach	37
Bay Pines, Pinellas	37
Orlando, Volusia	37
Eloise, Polk	37
Orlando, Broward	37
Lulu, Columbia	36
Homeland, Polk	36
Lealman, Pinellas	36
Tice, Lee	36
Palm Shores, Brevard	35
Venus, Highlands	35
Orlando, Polk	34

COVID-19: characteristics of 2,227,303 Florida resident cases

Data through May 8, 2021 verified as of May 9, 2021 at 09:25 AM

Data in this report are provisional and subject to change.

The table below includes the cities and counties of residence for cases in Florida residents based on the patient's ZIP Code. Note that city is not always received as part of the initial notification and may be missing while the case is being investigated.

City and county	Cases
Indian Lake Estates, Polk	34
Hallandale Beach, Broward	34
Flemington, Marion	34
Siesta Key, Sarasota	34
City Of Westlake, Palm Beach	34
Sydney, Hillsborough	33
Dowling Park, Suwannee	33
Homosassa Springs, Citrus	32
Alturas, Polk	32
Wekiva Springs, Seminole	32
Kinard, Calhoun	32
Bagdad, Santa Rosa	32
Nocatee, Desoto	31
South Palm Beach, Palm Beach	31
Mcintosh, Marion	31
Westchase, Hillsborough	30
Saint Marks, Wakulla	30
Penney Farms, Clay	30
Palmdale, Glades	30
Chokoloskee, Collier	29
Bonita Springs, Collier	29
Archer, Levy	29
Little Torch Key, Monroe	29
Pine Castle, Orange	29
Missing, Manatee	29
Pembroke Park, Broward	28
Tangerine, Orange	28
Horseshoe Beach, Dixie	28
Sparr, Marion	27
Caryville, Holmes	27
Florida State, Leon	27
Balm, Hillsborough	27
New Smyrna, Volusia	27
Fort Lauderdale, Dade	27
Orlando, Hillsborough	26
Orange Lake, Marion	26
Missing, Citrus	26
Earleton, Alachua	26
Labelle, Glades	26
Paxton, Walton	26
Redington Shores, Pinellas	26
Long Key, Monroe	26
Missing, Indian River	26
Hawthorne, Putnam	25
South Miami Heights, Dade	25
Pensacola Beach, Santa Rosa	25
Yankeetown, Levy	25
Tioga, Alachua	25
Missing, Monroe	25
Missing, Escambia	25
Goulds, Dade	24
Santa Fe, Alachua	24
Union Park, Orange	24
Wabasso, Indian River	24
Boca Raton, Broward	24
Loughman, Polk	24
Missing, Brevard	24
Bostwick, Putnam	23
La Crosse, Alachua	23

COVID-19: characteristics of 2,227,303 Florida resident cases

Data through May 8, 2021 verified as of May 9, 2021 at 09:25 AM

Data in this report are provisional and subject to change.

The table below includes the cities and counties of residence for cases in Florida residents based on the patient's ZIP Code. Note that city is not always received as part of the initial notification and may be missing while the case is being investigated.

City and county	Cases
Mango, Hillsborough	22
Kissimmee, Orange	22
Buckingham, Lee	22
Laud-By-The-Sea, Broward	22
Missing, Okaloosa	22
Champions Gate, Polk	22
Florida Dept Of Corrections, Union	22
Wausau, Washington	22
Plymouth, Orange	22
Citrus Ridge, Indian River	22
Crystal Springs, Pasco	22
Branford, Lafayette	22
Mexico Beach, Gulf	22
Florida International University, Dade	22
Sun City, Hillsborough	21
Perdido Key, Escambia	21
Everglades City, Collier	21
Fort Ogden, Desoto	21
Bonifay, Washington	21
Ramrod Key, Monroe	21
Lake Como, Putnam	21
Parker, Bay	21
Candler, Marion	20
Golden Oak, Orange	20
Hollywood, Dade	20
Jensen Beach, St. Lucie	20
Brooksville, Pasco	20
Missing, Collier	20
Trenton, Levy	20
Indian River Shores, Indian River	20
Goodland, Collier	20
Babcock Ranch, Lee	19
High Springs, Gilchrist	19
Maxville, Duval	19
Nalcrest, Polk	19
Lowell, Marion	19
Miami, Unknown	19
Lake Buena Vista, Orange	19
Orlando, Palm Beach	19
Wildlight, Nassau	19
Forest City, Orange	18
Johns Pass Village, Pinellas	18
West Panama City Beach, Bay	18
Belleair Bluffs, Pinellas	18
Florida State Univ Admin, Leon	18
Babcock Ranch, Charlotte	18
Lakewood Ranch, Sarasota	18
Tallevast, Manatee	18
Hillsboro Beach, Broward	18
Gulf Stream, Palm Beach	18
Nichols, Polk	18
Mount Dora, Orange	18
Missing, Bay	17
Webster, Hernando	17
Missing, Martin	17
Braden River, Manatee	17
Shady Hills, Pasco	17
Hutchinson Island, St. Lucie	17
Miami Gardens, Broward	17

COVID-19: characteristics of 2,227,303 Florida resident cases

Data through May 8, 2021 verified as of May 9, 2021 at 09:25 AM

Data in this report are provisional and subject to change.

The table below includes the cities and counties of residence for cases in Florida residents based on the patient's ZIP Code. Note that city is not always received as part of the initial notification and may be missing while the case is being investigated.

City and county	Cases
Lake Monroe, Seminole	17
Graceville, Holmes	17
Hialeah, Broward	17
Daytona Beach Shores, Volusia	17
Deer Island, Lake	17
Trilby, Pasco	17
Wewahitchka, Calhoun	16
Lake City, Suwannee	16
Woodville, Leon	16
Otter Creek, Levy	16
Hernando Beach, Hernando	16
Gulf Hammock, Levy	16
White Springs, Columbia	16
Graham, Bradford	16
Suwannee, Dixie	16
Village Of Palmetto Bay, Dade	15
Dade City, Hernando	15
Indian Creek Village, Dade	15
Orlando, Pinellas	15
Winter Garden, Lake	15
Watersound, Walton	15
Eau Gallie, Brevard	15
Saint Lucie West, St. Lucie	15
Orlando, Lake	15
Choctaw Beach, Okaloosa	14
Murdock, Charlotte	14
Copeland, Collier	14
Los Angeles, Dade	14
Durant, Hillsborough	14
Laurel Hill, Walton	14
Wahneta, Polk	14
Virginia Gardens, Dade	14
Mount Plymouth, Lake	13
Holder, Citrus	13
Elfers, Pasco	13
Roseland, Indian River	13
Gonzalez, Escambia	13
Kingsley Lake, Bradford	13
Steinhatchee, Dixie	13
Long Boat Key, Manatee	13
Orlando, Brevard	13
Saint George Island, Franklin	13
Unknown, Dade	13
Alys Beach, Bay	13
Fort Charlotte, Charlotte	13
Grandin, Putnam	13
Captiva, Lee	12
East Lake, Marion	12
Redington Beach, Pinellas	12
Goldenrod, Seminole	12
Naples, Lee	12
Umatilla, Marion	12
Rosemary Beach, Walton	12
Pensacola Beach, Escambia	12
Leisure City, Dade	12
Citrus Hills, Citrus	12
Fanning Springs, Gilchrist	12
Missing, Putnam	12
Greenville, Taylor	11

COVID-19: characteristics of 2,227,303 Florida resident cases

Data through May 8, 2021 verified as of May 9, 2021 at 09:25 AM

Data in this report are provisional and subject to change.

The table below includes the cities and counties of residence for cases in Florida residents based on the patient's ZIP Code. Note that city is not always received as part of the initial notification and may be missing while the case is being investigated.

City and county	Cases
Day, Lafayette	11
Cypress, Jackson	11
Missing, Sarasota	11
Sea Ranch Lakes, Broward	11
Gibsonia, Polk	11
Deerfield Beach, Palm Beach	11
Missing, Polk	11
University Park, Manatee	10
Worthington Springs, Union	10
Innovation, Pasco	10
Telogia, Liberty	10
Missing, Taylor	10
Haines Creek, Lake	10
Forest City, Seminole	10
Missing, Nassau	10
Ozona, Pinellas	10
Rubonia, Manatee	10
Seacrest, Walton	10
Briny Breezes, Palm Beach	10
Basinger, Okeechobee	10
Perrine, Dade	10
Orlando, Leon	10
Orlando, Duval	10
Saint Augustine, Duval	9
West Delray Beach, Palm Beach	9
Grant Valkaria, Brevard	9
High Springs, Columbia	9
Nobleton, Hernando	9
Ybor City, Hillsborough	9
Lamont, Madison	9
Lloyd, Jefferson	9
Scottsmoor, Brevard	9
Palma Sola, Manatee	9
Cottondale, Washington	9
Barberville, Volusia	9
Pine Ridge, Citrus	9
Beverly Beach, Flagler	9
Saint Augustine Beach, St. Johns	9
Putnam Hall, Putnam	9
Ferndale, Lake	9
Fairfield, Marion	8
Cross Creek, Alachua	8
Indian Shores, Pinellas	8
Quail Heights, Dade	8
Palm City, St. Lucie	8
Seybold, Dade	8
White City, Gulf	8
Jerome, Collier	8
Ponce De Leon, Walton	8
Missing, Clay	8
Keystone Heights, Bradford	8
Anastasia Island, St. Johns	8
Salem, Taylor	8
Oneco, Manatee	8
Orange Springs, Marion	8
Weirsdale, Lake	8
Evinston, Alachua	8
Inglis, Citrus	7
Fernandina, Nassau	7

COVID-19: characteristics of 2,227,303 Florida resident cases

Data through May 8, 2021 verified as of May 9, 2021 at 09:25 AM

Data in this report are provisional and subject to change.

The table below includes the cities and counties of residence for cases in Florida residents based on the patient's ZIP Code. Note that city is not always received as part of the initial notification and may be missing while the case is being investigated.

City and county	Cases
East Rockland Key, Monroe	7
Missing, Flagler	7
Orange Park, Duval	7
Port Saint John, Brevard	7
Orlando, Pasco	7
Longboat Key, Sarasota	7
Morriston, Marion	7
Switzerland, St. Johns	7
Maitland, Volusia	7
Aripeka, Pasco	7
Valkaria, Brevard	7
Orlando, Alachua	7
River Ranch, Polk	7
Missing, Jackson	7
Niceville, Walton	7
Okeechobee, Glades	7
Punta Gorda, Lee	6
Deland, Lake	6
Holt, Santa Rosa	6
Inlet Beach, Bay	6
Missing, Leon	6
Orlando, Flagler	6
Orlando, Marion	6
Oklawaha, Marion	6
Shady Grove, Taylor	6
Sunny Hills, Washington	6
Missing, Walton	6
Labelle, Lee	6
Port Salerno, Martin	6
Ridge Manor Estates, Sumter	6
Winter Park, Polk	6
Winderemere, Orange	6
Maitland, Hillsborough	6
Lake Worth, Broward	6
Grove City, Charlotte	6
Bruce, Holmes	6
Coco River, Collier	6
Eglin, Okaloosa	6
Missing, Osceola	6
Duck Key, Monroe	6
Newberry, Gilchrist	6
San Carlos Park, Lee	6
Miccosukee, Leon	6
Glenwood, Volusia	6
Clarcona, Orange	6
Orchid, Indian River	6
Point Washington, Walton	6
Mayport Naval Station, Duval	6
Lake Butler, Bradford	6
Maitland, Osceola	6
Missing, Unknown	6
Bradenton, Sarasota	6
Ocoee, Lake	6
Okeechobee, Martin	5
Orlando, Manatee	5
Pompano Beach, Palm Beach	5
Passport, Unknown	5
Wakulla Springs, Wakulla	5
Cypress Gardens, Polk	5

COVID-19: characteristics of 2,227,303 Florida resident cases

Data through May 8, 2021 verified as of May 9, 2021 at 09:25 AM

Data in this report are provisional and subject to change.

The table below includes the cities and counties of residence for cases in Florida residents based on the patient's ZIP Code. Note that city is not always received as part of the initial notification and may be missing while the case is being investigated.

City and county	Cases
Island Grove, Alachua	5
Missing, Alachua	5
Delray Beach, Broward	5
Alys Beach, Walton	5
Seacrest, Bay	5
Williston, Marion	5
Okeechobee, Osceola	5
Cape Haze, Charlotte	5
Bayou George, Bay	5
Boynton Beach, Broward	5
Miramar, Dade	5
Fort Lauderdale, Palm Beach	5
Jacksonville Naval Air Station, Duval	5
Ebro, Bay	5
Highland Park, Polk	5
Los Angeles, Broward	5
Westchester, Dade	5
Mid Florida, Seminole	5
Ocean Breeze, Martin	5
Missing, Columbia	5
Missing, Highlands	5
Milton, Escambia	5
Missing, Hernando	5
Jacksonville, Clay	5
Greenville, Jefferson	5
Mayport, Duval	5
Clermont, Polk	5
Pass, Unknown	5
Stuart, St. Lucie	5
Lake Geneva, Clay	5
Miami, Palm Beach	5
Live Oak, Madison	4
Loxahatchee Groves, Palm Beach	4
West Bradenton, Manatee	4
Marina Del Rey, Dade	4
Lake Harbor, Palm Beach	4
Glen Ridge, Palm Beach	4
Coconut Creek, Palm Beach	4
Orem, Palm Beach	4
Melrose, Bradford	4
Jacksonville, Dade	4
Arcadia, Hillsborough	4
Branford, Gilchrist	4
Clewiston, Palm Beach	4
Conch Key, Monroe	4
North Fort Myers, Charlotte	4
Sharpes, Brevard	4
Sugarloaf, Monroe	4
Wacissa, Jefferson	4
Lazy Lake, Broward	4
Lamont, Taylor	4
Sandestin, Walton	4
Pompano Beach, Dade	4
Bella Collina, Lake	4
Bonnie, Dade	4
El Jobean, Charlotte	4
Marathon Shores, Monroe	4
Hinsdale, Manatee	4
Jonesville, Alachua	4

COVID-19: characteristics of 2,227,303 Florida resident cases

Data through May 8, 2021 verified as of May 9, 2021 at 09:25 AM

Data in this report are provisional and subject to change.

The table below includes the cities and counties of residence for cases in Florida residents based on the patient's ZIP Code. Note that city is not always received as part of the initial notification and may be missing while the case is being investigated.

City and county	Cases
International Service Center, Dade	4
Indian Rock Beach, Pinellas	4
Bowling Green, Polk	4
Plantation Key, Monroe	4
North Miami Beach, Broward	4
Monticello, Madison	3
Samoset, Manatee	3
Vernon, Bay	3
Cape San Blas, Gulf	3
Apopka, Lake	3
Crestview, Walton	3
Cross Key, Monroe	3
Fernandina Beach, Duval	3
Fpo, Duval	3
Green Cove Springs, Duval	3
Mayport Naval Housing, Duval	3
Julington Creek, St. Johns	3
Jupiter Island, Martin	3
Kathleen, Pasco	3
Marco Island, Lee	3
Mims, Volusia	3
Miami Beach, Unknown	3
Missing, Washington	3
Ocean Reef Club, Monroe	3
Alford, Washington	3
Altamonte Springs, Orange	3
Port St. Lucie, St. Lucie	3
Orlando, Escambia	3
Pass-A-Grille, Pinellas	3
Winter Park, Volusia	3
Vero Beach, St. Lucie	3
Land O Lakes, Hillsborough	3
Lady Lake, Marion	3
Homeless, Hillsborough	3
Jacksonville , Duval	3
Brooklyn, Broward	3
Ft Pierce, St. Lucie	3
Westville, Walton	3
Orlo Vista, Orange	3
Pembroke Lakes, Broward	3
Milligan, Okaloosa	3
Sorrento, Orange	3
Stuart, Palm Beach	3
University Of Central Fl, Hillsborough	3
Coraopolis, Citrus	3
Champions Gate, Osceola	3
Chicago, Lee	3
Bristol, Calhoun	3
Aventura, Broward	3
Jacksonville, Alachua	3
Marina Del Rey, Broward	3
Inverness, Polk	3
Pass, Dade	3
Vero Beach, Brevard	3
Pp, Dade	3
Wimauma, Manatee	3
Woodside, Broward	3
Brewton, Escambia	3
Apopka, Broward	3

COVID-19: characteristics of 2,227,303 Florida resident cases

Data through May 8, 2021 verified as of May 9, 2021 at 09:25 AM

Data in this report are provisional and subject to change.

The table below includes the cities and counties of residence for cases in Florida residents based on the patient's ZIP Code. Note that city is not always received as part of the initial notification and may be missing while the case is being investigated.

City and county	Cases
Lanark Village, Franklin	3
Maitland, Polk	3
Hialeah, Orange	3
Miami Shores, Broward	3
Pineland, Lee	3
Tampa Palms, Hillsborough	3
Tampa, Pinellas	3
Tarpon Springs, Pasco	3
Winter Garden, Seminole	3
Clermont, Orange	3
Ludlam, Dade	3
Laurel, Sarasota	3
West Palm Beach, Broward	3
Village Of Golf, Palm Beach	3
Wildwood, Marion	3
Saint Petersburg, Hillsborough	3
Palm Coast, Volusia	3
Port Saint Lucie, Martin	3
Saint Augustine Beach, St. Johns	3
Loxahatchee, Broward	3
Lynbrook, Broward	3
Miami, Orange	3
Lake City, Duval	3
Lakeland, Hillsborough	3
Immokalee, Lee	3
Hallandale Beach, Dade	3
Bradington, Manatee	3
Blountstown, Liberty	3
Blountstown, Jackson	2
Alligator Point, Franklin	2
Crawfordville, Leon	2
Eatonville, Lake	2
Miami, Hillsborough	2
Lutz, Pinellas	2
Los Angeles, Okaloosa	2
Louisville, Manatee	2
Lawtey, Union	2
Lehigh Acres, Dade	2
Phoenix, Lake	2
Orlando, Unknown	2
Opa Locka, Broward	2
None, Dade	2
Mount Pleasant, Gadsden	2
Navarre, Okaloosa	2
Seven Springs, Pasco	2
Upper Key Largo, Monroe	2
University Of Central Florida, Brevard	2
West Villages, Sarasota	2
Zellwood, Lake	2
Lecanto, Marion	2
Lake Helen, Orange	2
Maitland, Leon	2
Melrose, Alachua	2
Fort Pierce, Martin	2
Fort Myers, Collier	2
Doctors Inlet, Clay	2
Bronx, Seminole	2
Bonifay, Jackson	2
Bonnie, Duval	2

COVID-19: characteristics of 2,227,303 Florida resident cases

Data through May 8, 2021 verified as of May 9, 2021 at 09:25 AM

Data in this report are provisional and subject to change.

The table below includes the cities and counties of residence for cases in Florida residents based on the patient's ZIP Code. Note that city is not always received as part of the initial notification and may be missing while the case is being investigated.

City and county	Cases
Bonnie, Sarasota	2
West Palm Beach, Dade	2
Weston, Dade	2
Winter Park, Leon	2
Orlando, Charlotte	2
Palm Springs North, Dade	2
Redland, Dade	2
St John, Broward	2
Olustee, Baker	2
Orlando, Santa Rosa	2
Hialeah Lakes, Dade	2
Killarney, Orange	2
Jan Phyl Village, Polk	2
Maitland, Lake	2
Naples, Broward	2
Moore Haven, Hendry	2
Cassadaga, Volusia	2
Fort Walton Beach, Walton	2
Duke Field Air Force Station, Okaloosa	2
Dunnellon, Levy	2
Yalhala, Lake	2
Pp, Unknown	2
Provo, Broward	2
University Of Central Florida, Palm Beach	2
University Of Central Florida, Pinellas	2
Sumatra, Liberty	2
Pensacola, Santa Rosa	2
University Of Central Florida, Broward	2
West Point, Lee	2
North Miami, Broward	2
Miamt, Dade	2
Saint Teresa, Wakulla	2
Orlando, Okaloosa	2
Knoxville, Escambia	2
Maitland, Pasco	2
Homeless, Dade	2
Florida Power & Light Co, Dade	2
Amelia City, Nassau	2
Alligator Point, Wakulla	2
Chipley, Jackson	2
Melrose, Clay	2
Longview, Dade	2
Kissimmee, Unknown	2
Jacksonville Naval Hospital, Duval	2
Hosford, Calhoun	2
Dfafs, Okaloosa	2
Wauchula, Desoto	2
Yeehaw, Okeechobee	2
Tampa, Hernando	2
Sebring, Desoto	2
Saint Lucie Village, St. Lucie	2
Noma, Holmes	2
Ormond Beach, Flagler	2
Pembroke Pines, Dade	2
Northport, Sarasota	2
Saint Marys, Nassau	2
Port Saint Lucie, Palm Beach	2
Red Bay, Holmes	2
Woodstock, Lee	2

COVID-19: characteristics of 2,227,303 Florida resident cases

Data through May 8, 2021 verified as of May 9, 2021 at 09:25 AM

Data in this report are provisional and subject to change.

The table below includes the cities and counties of residence for cases in Florida residents based on the patient's ZIP Code. Note that city is not always received as part of the initial notification and may be missing while the case is being investigated.

City and county	Cases
West Lafayette, Broward	2
Windermere, Lake	2
Sutton, Pasco	2
Tequesta, Martin	2
Fort Lauderdale, Alachua	2
Bay Harbor Islands, Unknown	2
Alachua, Duval	2
Cross City, Taylor	2
Carl Fisher, Dade	2
Inwood, Broward	2
Jupiter, Dade	2
Micanopy, Marion	2
Union, Manatee	2
University Of Central Fl, Seminole	2
Venice, Dade	2
Winter Springs, Orange	2
Windermere, Hillsborough	2
Pompano Beach, Osceola	2
Port Charlotte, Lee	2
Sand Lake, Orange	2
Swansea, Lee	2
At Large, Broward	2
Boys Ranch, Suwannee	2
Eatonville, Polk	2
Okeechobee, Highlands	2
New Port Richey, Hillsborough	2
Miami, Martin	2
Long Beach, Orange	2
Labelle, Collier	2
Jena, Taylor	2
Fort Pierce, Brevard	2
Marysville, Dade	2
Lake Clarke Shores, Palm Beach	2
Fl State Univ Student, Leon	2
Defuniak Springs, Okaloosa	2
Cibolo, Orange	2
Claysville, Hernando	2
Crescent Beach, Sarasota	2
Callahan, Duval	2
Tampa, Broward	2
Tarpon Springs, Hillsborough	2
Port Canaveral, Brevard	2
South Miami, Broward	2
Monument, Broward	2
Orlando, St. Lucie	2
Orlando, Walton	1
Oviedo, Lake	1
Orlando, St. Johns	1
Ocala, Duval	1
Orem, Dade	1
Orlando, Citrus	1
Orlando, Collier	1
Orlando, Hernando	1
Morrisville, Palm Beach	1
Myrtle Beach, Broward	1
Nashville, Palm Beach	1
North Brunswick, St. Lucie	1
North Grafton, Dade	1
Notrealville, Polk	1

COVID-19: characteristics of 2,227,303 Florida resident cases

Data through May 8, 2021 verified as of May 9, 2021 at 09:25 AM

Data in this report are provisional and subject to change.

The table below includes the cities and counties of residence for cases in Florida residents based on the patient's ZIP Code. Note that city is not always received as part of the initial notification and may be missing while the case is being investigated.

City and county	Cases
St Cloud, Orange	1
St Helena Is, Dade	1
Rye, Palm Beach	1
Saint Petersburg, Bay	1
Plantation, Leon	1
Pooler, Broward	1
Pensacola, Dade	1
Panomo City, Bay	1
Parrish, Sarasota	1
Ridgewood, Lee	1
Roayl Palm Beach, Palm Beach	1
Roseville, Broward	1
Punta Gorda, Sarasota	1
Putnam, Putnam	1
Tinley Park, Manatee	1
Twentynine Palms, Broward	1
Vernon, Walton	1
Unknown, Manatee	1
Venezuela, Unknown	1
Waukesha, Volusia	1
Whippany, Volusia	1
Wilmington, Charlotte	1
Windermere, Alachua	1
Winfield, Hillsborough	1
Winter Garden, Unknown	1
Winter Park, Brevard	1
Xifamk, Dade	1
Buffalo, Dade	1
Canton, Duval	1
Brunswick, Polk	1
Bryceville, Duval	1
Bradentom, Manatee	1
Bradenton, Lee	1
Boca Raton, Dade	1
Boca Raton, Madison	1
Bogota, Unknown	1
Bal Harbour, Broward	1
Atlanta, Walton	1
Attalla, Broward	1
Auburn, Palm Beach	1
Autaugaville, Broward	1
Apopka, Volusia	1
Alachua, Suwannee	1
Alafaya, Broward	1
Alafaya, Pinellas	1
Crestview, Broward	1
Clearwater, Leon	1
Charlotte, Alachua	1
Crystal River, Marion	1
Dade City, Unknown	1
Dalecity, Okaloosa	1
Daytona Beach, Orange	1
Deerfield Beach, Polk	1
Dona Vista, Lake	1
East Setauket, Palm Beach	1
El Dorado, Palm Beach	1
Fayetteville, Broward	1
Fellsmere, Brevard	1
Florida City, Unknown	1

COVID-19: characteristics of 2,227,303 Florida resident cases

Data through May 8, 2021 verified as of May 9, 2021 at 09:25 AM

Data in this report are provisional and subject to change.

The table below includes the cities and counties of residence for cases in Florida residents based on the patient's ZIP Code. Note that city is not always received as part of the initial notification and may be missing while the case is being investigated.

City and county	Cases
Fort Lauderdale, Collier	1
Fort Myers, Alachua	1
Fleming Island, Duval	1
Glen Saint Mary, Duval	1
Golf, Palm Beach	1
Gainesville, Levy	1
Greensboro, Leon	1
Great Neck, Dade	1
Jacksonville, Baker	1
Jacksonville, Marion	1
Jupiter Inlet, Palm Beach	1
Holiday, Hillsborough	1
Immokalee, Walton	1
Lake Forest, Collier	1
Key West, Palm Beach	1
Kilgore, Dade	1
Land O Lakes, Unknown	1
Lawton, Okaloosa	1
Levittown, Palm Beach	1
Lima, Manatee	1
Lima, Volusia	1
Macclenny, Dixie	1
Madison, Jefferson	1
Maitland, Collier	1
Merrick, Palm Beach	1
Metter, Manatee	1
Miami, Osceola	1
Miamiardens, Unknown	1
Miamksaohes, Dade	1
Mokena, Lee	1
Indianapolis, Lee	1
Jupiter, Pinellas	1
Kansas City, Palm Beach	1
Los Angeles, Orange	1
Maitland, Palm Beach	1
Lake In The Hills, Broward	1
Litchfield Park, Monroe	1
Littleton, St. Johns	1
Milford, Bay	1
Milford, Unknown	1
Marianna, Leon	1
Marianna, Washington	1
Mary Esther, Hillsborough	1
Melbourne, Volusia	1
Mattoon, Lee	1
Newaygo, Charlotte	1
North Port, Charlotte	1
Opa Locka, Orange	1
Missing, Franklin	1
Na, Dade	1
Naples, Unknown	1
New Canaan, Dade	1
Eureka, Flagler	1
Evansville, Citrus	1
Denton, Broward	1
Destin, Bay	1
Dpo, Dade	1
Crescent City, Marion	1
Commerce Township, Manatee	1

COVID-19: characteristics of 2,227,303 Florida resident cases

Data through May 8, 2021 verified as of May 9, 2021 at 09:25 AM

Data in this report are provisional and subject to change.

The table below includes the cities and counties of residence for cases in Florida residents based on the patient's ZIP Code. Note that city is not always received as part of the initial notification and may be missing while the case is being investigated.

City and county	Cases
Crawfordville, Alachua	1
Fort Lauderdale, Lee	1
Fort Myers, Polk	1
Fort Worth, Broward	1
Franklin, Orange	1
Frostproof, Highlands	1
Gainesville, Palm Beach	1
Gainesville, Santa Rosa	1
Glens Falls, Broward	1
Gwynn Oak, Polk	1
Brewster, Palm Beach	1
Brownsville, Escambia	1
Bryant, Palm Beach	1
Bonnie, St. Johns	1
Clearwater, Hillsborough	1
Coal City, Pasco	1
Celebration, Orange	1
Chicago, Broward	1
Austin, Dade	1
Apo, Collier	1
Big Torch Key, Monroe	1
Black, Holmes	1
Boca Raton, Lee	1
8852 Teacher Ln, Pasco	1
Addison, Pasco	1
Apopka, Citrus	1
Apopka, Hillsborough	1
Arabi, Orange	1
Tampa, Citrus	1
Tampa, Duval	1
Surfside Beach, Orange	1
Sun City Center, Lee	1
Temple, Palm Beach	1
Unknown, Duval	1
Upland, Manatee	1
Valrico, Polk	1
Saint Charles, Orange	1
Saint Petersburg, Duval	1
Saint Petersburg, Manatee	1
St Petersburg, Orange	1
Staten Island, Broward	1
Stiamk, Dade	1
Summerdale, Escambia	1
Scottsdale, Brevard	1
Scottsdale, Palm Beach	1
Pittsburgh, Alachua	1
Playa Del Rey, Palm Beach	1
Plymouth, Pasco	1
Port Saint Lucie, Marion	1
Roswell, Bay	1
Royal Palm, Palm Beach	1
Ruskin, Dade	1
Ruskin, Manatee	1
Pensacola Naval Hospital, Escambia	1
Oviedo, Orange	1
Pace, Escambia	1
Painted Post, Pasco	1
Palatka, Marion	1
Winnetka, Dade	1

COVID-19: characteristics of 2,227,303 Florida resident cases

Data through May 8, 2021 verified as of May 9, 2021 at 09:25 AM

Data in this report are provisional and subject to change.

The table below includes the cities and counties of residence for cases in Florida residents based on the patient's ZIP Code. Note that city is not always received as part of the initial notification and may be missing while the case is being investigated.

City and county	Cases
Winter Garden, Osceola	1
Winter Haven, Leon	1
Winter Haven, Osceola	1
Winter Park, Duval	1
Winter Park, Palm Beach	1
Winter Springs, Polk	1
Youngstown, Washington	1
West Hollywood, Broward	1
Wabasha, Clay	1
Wakefield, Broward	1
Waverly, Duval	1
Wekiwa Springs, Orange	1
Wildwood, Lee	1
Wilmington, Lee	1
Milford, Lee	1
Missing, Okeechobee	1
Monroe Township, Palm Beach	1
Monroe, Lee	1
Moore Haven, Okeechobee	1
Matawan, Palm Beach	1
Mckinney, Broward	1
Miamc, Dade	1
Lake Butler, Alachua	1
Knoxville, Bay	1
Las Vegas, Palm Beach	1
Ldhl, Broward	1
Longwood, Volusia	1
Leesburg, Seminole	1
Lincoln, St. Lucie	1
Little Neck, Lee	1
Jupiter, St. Lucie	1
Kenilworth, Leon	1
Key West, Duval	1
Kingsland, Nassau	1
Keys West, Unknown	1
Irvine, Marion	1
Istachatta, Hernando	1
Intrcsion Cty, Osceola	1
Inverness, Marion	1
Jacksonville, Orange	1
Jefferson, Dade	1
Jonesboro, Leon	1
Homeless, Monroe	1
Homeless, Pinellas	1
Howell, Dade	1
Hudson, Hernando	1
Hoclywsod, Dade	1
Holiday, Pinellas	1
Hernando, Marion	1
Hialeah, Collier	1
Indian Rocks Beach, Duval	1
Indiantown, Palm Beach	1
Inglewood, Sarasota	1
Carmel, Orange	1
Cedar Springs, Hernando	1
Caracas, Dade	1
Bryceville, Baker	1
Dallas, Hernando	1
Dayton, Lake	1

COVID-19: characteristics of 2,227,303 Florida resident cases

Data through May 8, 2021 verified as of May 9, 2021 at 09:25 AM

Data in this report are provisional and subject to change.

The table below includes the cities and counties of residence for cases in Florida residents based on the patient's ZIP Code. Note that city is not always received as part of the initial notification and may be missing while the case is being investigated.

City and county	Cases
Daytona Beach, Pinellas	1
Alpharetta, Broward	1
O, Manatee	1
Acworth, Okaloosa	1
Apopka, Clay	1
Asheville, Highlands	1
Astoria, Broward	1
Atmore, Escambia	1
Bartow, Hardee	1
Bel Air, Collier	1
Berryton, Palm Beach	1
Brooklyn, Dade	1
Brooklyn, Lee	1
Bonnie, Broward	1
Boston, Broward	1
Fort Lauderdale, Leon	1
Fort Myers, Sarasota	1
Fort Pierce, Palm Beach	1
Fort White, Clay	1
East Palatka, Hillsborough	1
Eastpoint, Leon	1
Dearborn, Broward	1
Deer Park, Dade	1
Deerfield, Dade	1
Deland, Seminole	1
Deltona, Seminole	1
Doral, Unknown	1
Downingtown, Broward	1
Downingtown, Hillsborough	1
Dpo, Santa Rosa	1
Garden City, Alachua	1
Gaylord, Orange	1
Goodrich, Charlotte	1
Gotcha, Orange	1
Greensburg, Palm Beach	1
Harpers Ferry, Palm Beach	1
Helen, Bay	1
Haines City, Osceola	1
Erie, Monroe	1
Fisher Island, Unknown	1
Topsham, Manatee	1
Town Of Nocatee, St. Johns	1
Troy, Manatee	1
Unkn, Duval	1
Sweetwater, Manatee	1
Syracuse, Polk	1
Tallahassee, Dade	1
Tamarac, Dade	1
Tavares, Orange	1
Waipahu, Santa Rosa	1
Ward, Polk	1
Wellborn, Columbia	1
West Apm Beach, Palm Beach	1
Venetian Islands, Dade	1
Winter Garden, Duval	1
Woodbine, Nassau	1
West Yarmouth, St. Lucie	1
Yulee, St. Johns	1
Zephyrhills, Hillsborough	1

COVID-19: characteristics of 2,227,303 Florida resident cases

Data through May 8, 2021 verified as of May 9, 2021 at 09:25 AM

Data in this report are provisional and subject to change.

The table below includes the cities and counties of residence for cases in Florida residents based on the patient's ZIP Code. Note that city is not always received as part of the initial notification and may be missing while the case is being investigated.

City and county	Cases
Rileyville, Flagler	1
Saint Joseph, Volusia	1
Russellville, Bay	1
Sagamore Beach, Charlotte	1
Saint Augustine, Broward	1
Saint Cloud, Palm Beach	1
Prattville, Hillsborough	1
Prestonsburg, Bay	1
Quincy, Jackson	1
Rapid City, Broward	1
Petersburg, Manatee	1
Piasa, Putnam	1
San Antonio, Orange	1
Shirley, Flagler	1
Seminole, Leon	1
Suitland, Volusia	1
Sunbright, Palm Beach	1
Oakland, Lee	1
Oldsmar, Hillsborough	1
Olean, Alachua	1
North Palm Beach, Orange	1
Missing, Levy	1
Myakka City, Sarasota	1
New Middletown, Hillsborough	1
New Port Richey, Pinellas	1
Newberry, Marion	1
Newtown, Lake	1
Palmetto Bay, Palm Beach	1
Palmetto, Pasco	1
Parma, Manatee	1
Pass-A-Grille Beach, Pinellas	1
Other, Dade	1
Pembroke Pines, Orange	1
Pensacola, Sumter	1
Perth Amboy, Hillsborough	1
Powell, Lee	1
Randolph, Orange	1
Rivera Beach, Palm Beach	1
Paducah, Manatee	1
Orlando, Jackson	1
Orlando, Lee	1
Panama City, Unknown	1
Oldsra, Manatee	1
Ocala, Citrus	1
Ocoee, Unknown	1
Odessa, Dade	1
Newberry, Levy	1
New Vernon, Palm Beach	1
Saint Augustine, Flagler	1
Port Orange, Brevard	1
Seffener, Hillsborough	1
Seminole, Lee	1
Sanford, Orange	1
Saint Petersburg, Charlotte	1
Toms River, Lee	1
Tourist, Dade	1
Sunrtise, Dade	1
Tallahassee, Madison	1
Tallahassee, Pinellas	1

COVID-19: characteristics of 2,227,303 Florida resident cases

Data through May 8, 2021 verified as of May 9, 2021 at 09:25 AM

Data in this report are provisional and subject to change.

The table below includes the cities and counties of residence for cases in Florida residents based on the patient's ZIP Code. Note that city is not always received as part of the initial notification and may be missing while the case is being investigated.

City and county	Cases
Summerfield, Unknown	1
Stratford, Broward	1
White Plains, Broward	1
Whites Creek, Leon	1
Windermere, Volusia	1
Wtixrat, Dade	1
Watersound, Bay	1
Ventura, Orange	1
Vero Beach, Unknown	1
University Of Central Florida, Lee	1
Unk, Duval	1
Trenton, Dixie	1
Dover, Lee	1
Davenport, Lake	1
Dayton, Citrus	1
Dayton, Orange	1
Dearborn Heights, Hillsborough	1
Dearborn, Dade	1
Floral, Okaloosa	1
Forestville, Volusia	1
Edgewood, Broward	1
Elkton, Putnam	1
Cincinnati, Dade	1
Chesterfield, Broward	1
Carteret, Polk	1
Connellsville, Highlands	1
Armstrong, St. Johns	1
Atl, Brevard	1
Alva, Escambia	1
Andalusia, Escambia	1
Arcadia, Highlands	1
Baker, Santa Rosa	1
Belleville, Palm Beach	1
Belmont, Santa Rosa	1
Blountstown, Broward	1
Bronson, Alachua	1
Brooker, Alachua	1
Brandon, Pinellas	1
Bradenton, Clay	1
Bonita, Lee	1
Bocaraten, Palm Beach	1
Hudson, Pinellas	1
Hoosick Falls, Broward	1
Indian Rock Beach, Palm Beach	1
Interlachen, Duval	1
Kaclsonville, Duval	1
Kechi, Orange	1
Fort Myers, Broward	1
Gainesville, Okaloosa	1
Greenbrier, Bay	1
Greenville, Palm Beach	1
Groveland, Orange	1
Hialeahgardens, Dade	1
Hiram, Leon	1
Kure Beach, Monroe	1
Lakeland, Palm Beach	1
Leesburg, Broward	1
Longwood, Broward	1
Lucedale, St. Lucie	1

COVID-19: characteristics of 2,227,303 Florida resident cases

Data through May 8, 2021 verified as of May 9, 2021 at 09:25 AM

Data in this report are provisional and subject to change.

The table below includes the cities and counties of residence for cases in Florida residents based on the patient's ZIP Code. Note that city is not always received as part of the initial notification and may be missing while the case is being investigated.

City and county	Cases
Macclenny, Duval	1
Mantua, Broward	1
Jacksonville, Nassau	1
Mexico, Orange	1
Mayaguez, Dade	1
Miami Gardens, Unknown	1
Middletown, Osceola	1
Missing, Gilchrist	1
Nantucket, Palm Beach	1
Monroe, Hillsborough	1
Conifer, Lee	1
Clarksboro, Lee	1
Chipley, Holmes	1
Celebration, Palm Beach	1
Chattanooga, Dade	1
Elbow Lake, Palm Beach	1
Dunellen, Dade	1
Eatonville, Seminole	1
Diamond, Highlands	1
Doral, Broward	1
Cutler Bay, Broward	1
Dale City, Dade	1
Daniel Island, Bay	1
Altamonte, Orange	1
Alva, Collier	1
Amelia Village, Nassau	1
Allentown, Putnam	1
Apple Creek, Citrus	1
Barefoot Beach, Lee	1
Battle Creek, Manatee	1
Avon, Manatee	1
Aventura, Osceola	1
Bryn Mawr, Palm Beach	1
Burkeville, Brevard	1
Camden Wyoming, Duval	1
Casselberry, Orange	1
Boston, Dade	1
Brewster, Volusia	1
Boca Raton,, Palm Beach	1
Bear Grass, Palm Beach	1
Azalea Park, Osceola	1
Fortwalton Beach, Okaloosa	1
Garland, Orange	1
Fort Denaud, Glades	1
Fort Meyers, Lee	1
FI State Lot, Leon	1
Flamingo Lodge, Dade	1
Fairless Hills, Broward	1
Everett, Dade	1
Homer, Escambia	1
Havana, Leon	1
Hialeah, Unknown	1
Hickory, Lee	1
Longwood, Orange	1
Lehigh Cares, Lee	1
Live Oak, Columbia	1
Loganville, Orange	1
Lake Mary, Lake	1
Lansdale, Lake	1

COVID-19: characteristics of 2,227,303 Florida resident cases

Data through May 8, 2021 verified as of May 9, 2021 at 09:25 AM

Data in this report are provisional and subject to change.

The table below includes the cities and counties of residence for cases in Florida residents based on the patient's ZIP Code. Note that city is not always received as part of the initial notification and may be missing while the case is being investigated.

City and county	Cases
Lapeer, Manatee	1
Jeffersonville, Broward	1
Oviedo, Leon	1
Ponte Vedra Beach, Orange	1
Port Orange , Volusia	1
Port Saint Lucie, Indian River	1
Porter Ranch, Dade	1
Raiford, Bradford	1
Republic, Monroe	1
Richmond, Palm Beach	1
Pompano Beach, Alachua	1
San Antonio, Dade	1
Russellville, Hillsborough	1
Saint Augustine, Okaloosa	1
Ridgewood, Broward	1
Riverview, Manatee	1
Rochester, Broward	1
Roseland, Palm Beach	1
Steinhatchee, Alachua	1
Sanford, Palm Beach	1
Sebastian, Lake	1
Miami, Charlotte	1
Miamii, Dade	1
Miami Garden, Unknown	1
Middleburg, Duval	1
Midland, Osceola	1
Missing, Hamilton	1
Missing, Wakulla	1
Monterey, Broward	1
Mumford, Manatee	1
N/A, Duval	1
Naples, Alachua	1
Ocean City, Broward	1
Old Town, Gilchrist	1
Opa Locka, Polk	1
Orem, Sarasota	1
Wilbur By The Sea, Volusia	1
Willowbrook, Lee	1
Wilmington, Pasco	1
Westerville, Hillsborough	1
Wilton Manors, Dade	1
Windermere, Okaloosa	1
Winter Garden, Hillsborough	1
Woodland Hills, Brevard	1
Village Of Palm Springs, Palm Beach	1
Virginia Beach, Alachua	1
Wayne, Palm Beach	1
Webster, Pasco	1
Wekiva Springs, Orange	1
Union City, Bradford	1
University Of Central Fl, Pasco	1
Tower Lakes, Lee	1
Tallahassee, Wakulla	1
Tampa, Escambia	1
Tampa, Manatee	1
Tangerine, Lake	1
Youngstown, Calhoun	1
Yulee, Duval	1
Plant City, Hendry	1

COVID-19: characteristics of 2,227,303 Florida resident cases

Data through May 8, 2021 verified as of May 9, 2021 at 09:25 AM

Data in this report are provisional and subject to change.

The table below includes the cities and counties of residence for cases in Florida residents based on the patient's ZIP Code. Note that city is not always received as part of the initial notification and may be missing while the case is being investigated.

City and county	Cases
Plant City, Pinellas	1
Plantation, Unknown	1
Richmond Heights, Dade	1
Ridge Manor, Hernando	1
Riverview, Pinellas	1
Rochester, Lee	1
Rosemary Beach, Bay	1
Saint Cloud, Orange	1
Ponce, Orange	1
Port Saint Lucie, Duval	1
Pound Ridge, Leon	1
Parlin, Broward	1
Orlando, Highlands	1
Orem, Nassau	1
Olando, Orange	1
Ocoee, Polk	1
Summerville, Dade	1
Tallahassee, Escambia	1
Telluride, Lee	1
Tinley Park, Lee	1
University Of Central Fl, Dade	1
Stockbridge, Leon	1
Sullivans Island, Dade	1
Tampa, Lee	1
Tampa, Polk	1
Saint Petersburg, Dade	1
San Juan, Osceola	1
San Pedro Sula, Dade	1
Sandy, Duval	1
Sevierville, Dade	1
South Otselic, Dade	1
Southampton, Palm Beach	1
Winter, Pinellas	1
Windermere, Polk	1
Winter Park, Lake	1
Wayne, Dade	1
West Lafayette, Desoto	1
West Simsbury, Collier	1
Downers Grove, St. Lucie	1
Export, Palm Beach	1
Fort Myers, Lake	1
Felda, Palm Beach	1
Flagler Beach, Volusia	1
Flora, Lee	1
Fruitland Park, Sumter	1
Gainesville, Marion	1
Gastonia, Polk	1
Fresno, Pasco	1
Green, Clay	1
Greensburg, Orange	1
Greenville, Monroe	1
Groveland, Broward	1
Gulf Shores, Escambia	1
Clearwater, Highlands	1
Columbia, Orange	1
Coral Gables, Unknown	1
Crestview, Dade	1
Dade City, Polk	1
Darien, Pasco	1

COVID-19: characteristics of 2,227,303 Florida resident cases

Data through May 8, 2021 verified as of May 9, 2021 at 09:25 AM

Data in this report are provisional and subject to change.

The table below includes the cities and counties of residence for cases in Florida residents based on the patient's ZIP Code. Note that city is not always received as part of the initial notification and may be missing while the case is being investigated.

City and county	Cases
Delrey Beach, Palm Beach	1
Arcadia, Charlotte	1
Aspen, Palm Beach	1
Atl, Broward	1
Atlanta, Broward	1
Aurburndale, Polk	1
Aventura, Unknown	1
Azalea Park, Sarasota	1
Biscayne Park, Broward	1
Alpharetta, Alachua	1
Apalachicola, Leon	1
Brooksville, Columbia	1
Bryn Mawr, Collier	1
Canfield, Duval	1
Missing, Hendry	1
Milford, Palm Beach	1
Minneapolis, Broward	1
Missing, Baker	1
Melbourne, Dade	1
Melbourne, Orange	1
Miami Beach, Palm Beach	1
Miami Granders, Dade	1
Naugatuck, Lee	1
New Vernon, Sarasota	1
New York, Broward	1
Myakka, Duval	1
Newport Beach, Palm Beach	1
North Adams, Manatee	1
North Little Rock, Palm Beach	1
Northville, Broward	1
Ocala, Indian River	1
Ocoee, Broward	1
Maitland, Unknown	1
Matlacha Island, Lee	1
Lake City, Volusia	1
Los Angeles, Polk	1
Lakeland, Pasco	1
Johns Island, Wakulla	1
Knoxville, Duval	1
Hilliard, Dade	1
Hollywood, Leon	1
Homestead, Monroe	1
Humble, Broward	1
Harrison, Dade	1
Havanna, Gadsden	1
Jacksonville, Flagler	1
Jacksonville, Palm Beach	1
Palm Coast, Duval	1
Orlando, Union	1
Ovido, Seminole	1
Oxford, Palm Beach	1
Opalocka, Dade	1
North Canton, Palm Beach	1
Oakland, Leon	1
Ocala, Alachua	1
Okeechobee, St. Lucie	1
Miami, Collier	1
Miami, St. Lucie	1
Marshall, Palm Beach	1

COVID-19: characteristics of 2,227,303 Florida resident cases

Data through May 8, 2021 verified as of May 9, 2021 at 09:25 AM

Data in this report are provisional and subject to change.

The table below includes the cities and counties of residence for cases in Florida residents based on the patient's ZIP Code. Note that city is not always received as part of the initial notification and may be missing while the case is being investigated.

City and county	Cases
New Richmond, Volusia	1
Steinhatchee, Madison	1
Spring Park, Alachua	1
South Burlington, Orange	1
Sarasota, Charlotte	1
Sarasota, Hillsborough	1
Shannon, Collier	1
Soddy Daisy, Broward	1
Soldotna, Broward	1
Saint Cloud, Lee	1
Saint Johns, Orange	1
San Antonio, Sarasota	1
Sanford, Volusia	1
Rio Dell, Volusia	1
Rochelle, Volusia	1
Port Saint Lucie, Orange	1
Princeton, Alachua	1
Provincetown, Collier	1
Panama City, Walton	1
Perry, Leon	1
Perth Amboy, Monroe	1
Winter Park, Osceola	1
Wood River, Polk	1
Worcester, Palm Beach	1
Wheaton, Lee	1
Wilmington, Broward	1
Wesley Chapel, Alachua	1
Umatilla, Alachua	1
University Of Central Florida, Monroe	1
Tampa, Volusia	1
Tangerine, Seminole	1
Tamarac, Seminole	1
Virginia Beach, Hernando	1
Waco, Broward	1
Washington, Broward	1
Tewksbury, Orange	1
Toms River, Dade	1
Winter Park, Alachua	1
Bronx, Broward	1
Carol Stream, Orange	1
Castleberry, Escambia	1
Buffalo, Palm Beach	1
Bryant, Alachua	1
Alanson, Bay	1
Aollywoss, Dade	1
Apo, Pasco	1
Apopka, Flagler	1
Belleair, Hillsborough	1
Bohealia, Lee	1
Blowing Rock, Polk	1
Dorchester, Orange	1
Estero, Collier	1
Fanning Springs, Levy	1
Felton, Manatee	1
Deland, Polk	1
Cumberland, Palm Beach	1
Dade City, Hillsborough	1
Dallas, Lee	1
De Leon Springs, Putnam	1

COVID-19: characteristics of 2,227,303 Florida resident cases

Data through May 8, 2021 verified as of May 9, 2021 at 09:25 AM

Data in this report are provisional and subject to change.

The table below includes the cities and counties of residence for cases in Florida residents based on the patient's ZIP Code. Note that city is not always received as part of the initial notification and may be missing while the case is being investigated.

City and county	Cases
Dearborn, Lee	1
Clear Brook, Lee	1
Charlotte, Pasco	1
Crestview, Holmes	1
College Station, Lake	1
Columbus, Brevard	1
Cookeville, Seminole	1
Fort Myers, Dade	1
Floral, Escambia	1
Gainesville, Baker	1
Gilmer, Dade	1
Grassy Key, Monroe	1
Haledon, Dade	1
Jacksonville, Manatee	1
Jamaica, Broward	1
Kingsland, Duval	1
Kissimmee, Brevard	1
Haverford, Hillsborough	1
Herrin, Orange	1
Jersey City, Polk	1
Miamf, Dade	1
Miami G, Dade	1
Marianna, Calhoun	1
Los Angeles, Palm Beach	1
Lyndhurst, Broward	1
Magnolia Square, Osceola	1
Maitland, Alachua	1
Labelle, Dade	1
Lake In The Hills, Columbia	1
Lake Placid, Alachua	1
Lake Worth Beach, Broward	1
Lemoyne, Manatee	1
Lawrence Township, Palm Beach	1
Lander, Citrus	1
Las Vegas, Orange	1
Zolfo Springs, Polk	1
Yukon, Broward	1
Winter Park, Broward	1
Westbrook, Dade	1
Wichita, Volusia	1
Washington, Unknown	1
Winder Garden, Orange	1
Windermere, Leon	1
Windermere, Osceola	1
Windermere, Seminole	1
Winter Garden, Broward	1
Wells, Polk	1
Winter Garden, Pinellas	1
Tulsa, Orange	1
Tiffin, Highlands	1
Sun City Center, Hardee	1
Tallahassee, Duval	1
Tampa, Palm Beach	1
Tavares, Marion	1
Temple Terrace, Pasco	1
Saint Petersburg, St. Lucie	1
Sandford, Seminole	1
Sarasota, Flagler	1
Saxis, Lee	1

COVID-19: characteristics of 2,227,303 Florida resident cases

Data through May 8, 2021 verified as of May 9, 2021 at 09:25 AM

Data in this report are provisional and subject to change.

The table below includes the cities and counties of residence for cases in Florida residents based on the patient's ZIP Code. Note that city is not always received as part of the initial notification and may be missing while the case is being investigated.

City and county	Cases
Schenectady, Polk	1
Sebring, Lee	1
Shelton, Manatee	1
Sodus, Charlotte	1
Spring Hill , Hernando	1
Spring Hill, Dade	1
Starke, Clay	1
Stone Mountain, Palm Beach	1
New Orleans, Palm Beach	1
Newark, Broward	1
Newburgh, Bay	1
Navarre, Dade	1
Ocoee, Osceola	1
Okeechobee, Broward	1
North Pole, Seminole	1
North Port, Lee	1
Orange City, Seminole	1
Orange Park , Duval	1
Orem, Broward	1
Old Town, Alachua	1
Omaha, Palm Beach	1
Ona, Manatee	1
Oviedo, Brevard	1
Pacifica, Dade	1
Orlando, Columbia	1
Orlando, Indian River	1
Orlando, Sarasota	1
Plantation, Orange	1
Pompano Beach, Martin	1
Parker, Dade	1
Parker, Leon	1
Palm Coast, Polk	1
Saint Johns, Unknown	1
Rye, Duval	1
Rex, Duval	1
Potomac, Palm Beach	1
Port Everglades, Broward	1
Lewisburg, Pasco	1
Leesburg, Marion	1
Littleton, Dade	1
Los Angeles, Hardee	1
Macdill Air Force Base, Hillsborough	1
Miami, Manatee	1
Middlesburg, Duval	1
Miami Beach, Broward	1
Manchester, Okaloosa	1
Margate, Dade	1
Marshall, Dade	1
Medford, Palm Beach	1
Harrison, Pinellas	1
Granada Hills, Broward	1
Guilford, Dade	1
Holly Ridge, Orange	1
Homeless, Polk	1
Homestead, Orange	1
Homosassa, Hernando	1
Homosassa, Citrus	1
Lake City, Hamilton	1
Jerusalem, St. Johns	1

COVID-19: characteristics of 2,227,303 Florida resident cases

Data through May 8, 2021 verified as of May 9, 2021 at 09:25 AM

Data in this report are provisional and subject to change.

The table below includes the cities and counties of residence for cases in Florida residents based on the patient's ZIP Code. Note that city is not always received as part of the initial notification and may be missing while the case is being investigated.

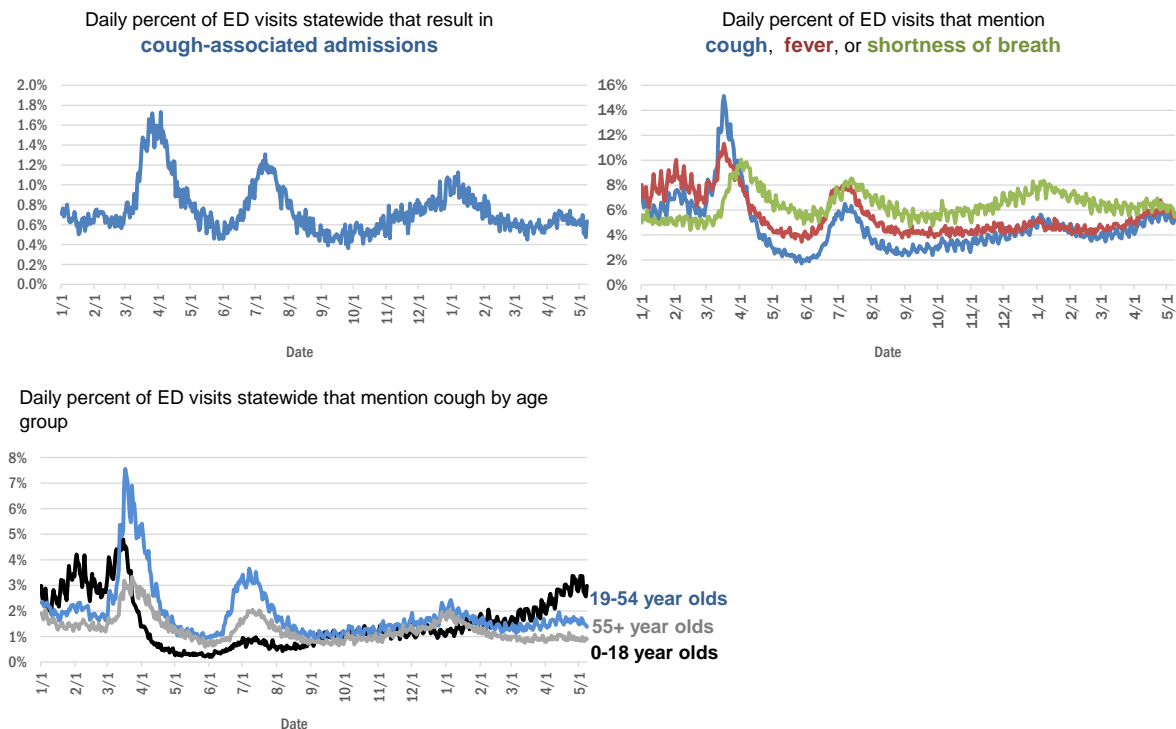
City and county	Cases
La Grange, Dade	1
East Hampton, Palm Beach	1
Foley, Escambia	1
Fort Myers, Manatee	1
Fort Myers, Unknown	1
Fort Myers-, Lee	1
Gainesville, Duval	1
Davenport, Orange	1
Daytona Beach, Unknown	1
Deland, St. Lucie	1
Deltona, Orange	1
Cuttler Bay, Dade	1
Cypress, Leon	1
Coconut Creek, Dade	1
Columbus, Dade	1
Conway, Leon	1
Coventry, Broward	1
Altoona, Marion	1
Argyle, Walton	1
Athens, Duval	1
Bogota, Orange	1
Bal Harbor, Dade	1
Bridgeport, Dade	1
Bristol, Broward	1
Bronx, Palm Beach	1
Cambridge, Broward	1
Bradenton, Dade	1
Bradenton, Osceola	1
Clermont, Seminole	1
Clermont, Volusia	1
Clewiston, Glades	1
Total	2,227,303

COVID-19: additional surveillance information

Data through May 8, 2021 verified as of May 9, 2021 at 09:25 AM

Data in this report are provisional and subject to change.

Statewide emergency department (ED) chief complaint and admission data



The Electronic Surveillance System for the Early Notification of Community-Based Epidemics (ESSENCE-FL) includes chief complaint data from 211 of 211 Florida EDs. Data are transmitted electronically to ESSENCE-FL daily or hourly.

COVID-19: testing by laboratory

Data through May 8, 2021 verified as of May 9, 2021 at 09:25 AM

Data in this report are provisional and subject to change.

The numbers in the table below represent the number of Florida and non-Florida residents for whom test results were received by the Department of Health. A person can be tested by more than one laboratory and can have both positive and negative results. **Therefore, the sum of the numbers in each column will be larger than the total number of people tested.**

Reporting lab	Inconclusive	Negative	Positive	Percent positive	Total
CURATIVE LABS	16,574	1,818,592	284,622	13%	2,119,788
LABORATORY CORPORATION OF AMERICA	2,674	1,717,534	232,771	12%	1,952,979
QUEST DIAGNOSTICS	12,483	1,438,236	210,796	13%	1,661,515
BIO REFERENCE LABORATORIES, INC	7,571	988,422	190,593	16%	1,186,586
HELIX	10,745	775,739	135,074	15%	921,558
REALTOX LABS LLC	7,057	631,868	103,906	14%	742,831
NOMI_HEALTH	3,661	602,179	82,498	12%	688,338
RCA LABORATORY SERVICES, LLC/GENETWORX		507,493	56,789	10%	564,282
PALM BEACH BALLPARK		411,955	46,650	10%	458,605
GENETWORX	661	390,596	33,003	8%	424,260
PWNHEALTH	2,335	340,822	47,267	12%	390,424
CDR MAGUIRE - HEALTH CARE CENTER		338,620	51,563	13%	390,183
IMPACT HEALTH BIOMETRIC TESTING, INC	1,054	238,513	28,789	11%	268,356
BPHL-JACKSONVILLE	18	207,462	35,552	15%	243,032
EAST FLORIDA STATE COLLEGE - BREVARD		212,886	26,986	11%	239,872
ADVENTHEALTH LAB	99	194,428	24,968	11%	219,495
FULGENT DIAGNOSTICS LABORATORY	4,223	185,034	21,287	10%	210,544
BPHL-MIAMI	225	177,244	29,015	14%	206,484
NOMI HEALTH LAB SERVICES		172,680	20,004	10%	192,684
MAKO GENOMICS	8,275	147,259	27,140	15%	182,674
CB SMITH PARK		150,114	18,792	11%	168,906
AEGIS SCIENCES CORPORATION	1,431	143,187	22,575	14%	167,193
BAYCARE LABORATORIES LLC	690	152,235	12,690	8%	165,615
MAYO CLINIC LABORATORIES	346	146,906	18,017	11%	165,269
MEMORIAL REGIONAL HOSPITAL SOUTH	31	129,223	25,820	17%	155,074
ORLANDO HEALTH SYSTEM	687	138,527	13,970	9%	153,184
ELABNETWORK	1,059	139,802	12,022	8%	152,883
ASCENSION SACRED HEART HOSPITAL - PENSACOLA	2	119,263	18,190	13%	137,455
BIOCOLLECTIONS WORLDWIDE, INC	777	119,300	13,941	10%	134,018
NORTHWEST LABORATORY	247	121,152	6,479	5%	127,878
AKESOGEN		106,206	20,536	16%	126,742
TESTING MATTERS INC	1,444	104,145	19,637	16%	125,226
BPHL-TAMPA (SPECTRUM BLVD)	46	98,184	18,135	16%	116,365
ADVENT HEALTH LAB	112	101,258	13,955	12%	115,325
UF HEALTH MEDICAL LAB	33	104,485	9,844	9%	114,362
MEDICAL DIAGNOSTIC LABORATORIES	977	98,615	14,224	12%	113,816
TAMPA GENERAL HOSPITAL	4	103,665	9,889	9%	113,558
DIATHERIX LABORATORIES (VRL EUROFINS)	1	91,567	13,483	13%	105,051
BAPTIST HEALTH SOUTH FLORIDA	402	90,977	13,465	13%	104,844
KORVALABS, INC	1,286	92,708	4,751	5%	98,745
SUNPATH MEDICAL DIAGNOSTICS LABORATORY	847	80,729	12,459	13%	94,035
ASCENSION ST VINCENT'S - RIVERSIDE	2	76,880	10,666	12%	87,548
LAKELAND REGIONAL MEDICAL CENTER	289	76,515	9,874	11%	86,678
SOUTH MIAMI HOSPITAL LAB	481	74,901	10,335	12%	85,717
JACKSON MEMORIAL HOSPITAL CLINICAL LAB	79	73,081	12,476	15%	85,636
MINUTECLINIC LLC		67,139	11,181	14%	78,320

COVID-19: testing by laboratory

Data through May 8, 2021 verified as of May 9, 2021 at 09:25 AM

Data in this report are provisional and subject to change.

The numbers in the table below represent the number of Florida and non-Florida residents for whom test results were received by the Department of Health. A person can be tested by more than one laboratory and can have both positive and negative results. **Therefore, the sum of the numbers in each column will be larger than the total number of people tested.**

Reporting lab	Inconclusive	Negative	Positive	Percent positive	Total
INGENIOUS PERSONALIZED MEDICINE	259	64,827	12,905	17%	77,991
UF HEALTH SHANDS HOSPITAL	540	68,597	4,881	7%	74,018
AMERICAN HEALTH ASSOCIATES	9	67,281	5,447	7%	72,737
APPLIED INGENUITY DIAGNOSTICS LLC		64,870	3,351	5%	68,221
AIT LABORATORIES		56,385	6,918	11%	63,303
BAPTIST HEALTH - JACKSONVILLE	4	56,826	4,246	7%	61,076
GENESIS REFERENCE LABORATORIES		54,110	5,531	9%	59,641
ADVENTIST HEALTH SYSTEMS SUNBELT INC DBA		51,112	6,638	11%	57,750
SARASOTA MEMORIAL HOSPITAL MAIN LAB	12	51,176	4,213	8%	55,401
AMELIA EARHART		47,096	7,745	14%	54,841
TALLAHASSEE MEMORIAL HOSPITAL	242	48,143	5,682	11%	54,067
NICKLAUS CHILDREN'S HOSPITAL	74	47,674	5,904	11%	53,652
BROWARD GENERAL MEDICAL CENTER-CLINICAL LAB	2	48,357	5,252	10%	53,611
ARUP LABORATORIES	16	50,114	2,926	6%	53,056
FLORIDA HOSPITAL - TAMPA	37	47,036	3,662	7%	50,735
MEDFAST URGENT CARE CENTERS, LLC	20	42,882	6,431	13%	49,333
DWIC OF TAMPA BAY INC		42,994	5,860	12%	48,854
VIRACOR EUROFINS		36,103	9,851	21%	45,954
INTEGRATED REGIONAL LABORATORIES LLP	16	40,069	5,589	12%	45,674
MILLENNIUM PHYSICIAN GROUP	17	37,988	7,450	16%	45,455
UNIVERSITY OF MIAMI HOSPITAL	156	40,898	4,024	9%	45,078
LEE HEALTH - CAPE CORAL HOSPITAL	3	38,577	6,113	14%	44,693
UF HEALTH JACKSONVILLE	61	39,057	4,355	10%	43,473
ECCO LAB GROUP CO	547	36,315	4,808	12%	41,670
MOUNT SINAI MEDICAL CENTER	15	34,936	3,661	9%	38,612
NORTH FLORIDA REGIONAL MEDICAL CENTER		34,458	3,755	10%	38,213
NIGHT LITE PEDIATRIC CENTER LLC		34,098	3,494	9%	37,592
ST JOSEPHS HOSPITAL LABORATORY	23	33,331	4,156	11%	37,510
ORANGE COUNTY CONVENTION CENTER		33,330	3,721	10%	37,051
BRANDON REGIONAL HOSPITAL		32,725	4,219	11%	36,944
WALGREENS	38	30,397	5,603	16%	36,038
STS LAB 2 LLC	6	33,914	1,868	5%	35,788
GENESIS MEDICAL LABORATORY	472	30,012	5,229	15%	35,713
MIAMI DADE COUNTY		32,091	3,527	10%	35,618
JUPITER MEDICAL CENTER LAB	88	31,234	2,991	9%	34,313
JFK MEDICAL CENTER LAB	1	29,571	3,683	11%	33,255
PALMETTO GENERAL HOSPITAL LAB	3	27,394	5,174	16%	32,571
HOLY CROSS HOSPITAL CLINICAL LAB	1	29,781	2,751	8%	32,533
WATSON CLINIC LLP		25,691	6,013	19%	31,704
AVENTUS BIO LABS	17	26,843	3,654	12%	30,514
CLEVELAND CLINIC TRADITION HOSPITAL		26,527	2,166	8%	28,693
MIAMI BEACH CONVENTION CENTER		26,105	2,110	7%	28,215
INFINITY BIOLOGIX LLC (GINKO BIOWORKS)	118	26,672	1,243	4%	28,033
MALABAR MEDICAL WALK IN CLINIC	1	23,437	4,588	16%	28,026

COVID-19: testing by laboratory

Data through May 8, 2021 verified as of May 9, 2021 at 09:25 AM

Data in this report are provisional and subject to change.

The numbers in the table below represent the number of Florida and non-Florida residents for whom test results were received by the Department of Health. A person can be tested by more than one laboratory and can have both positive and negative results. **Therefore, the sum of the numbers in each column will be larger than the total number of people tested.**

Reporting lab	Inconclusive	Negative	Positive	Percent positive	Total
HEALTHLINK DIAGNOSTIC LABORATORIES	298	25,137	2,477	9%	27,912
CLEVELAND CLINIC HOSPITAL LAB	4	25,230	2,666	10%	27,900
ACCESS DX LABORATORY	233	24,144	2,155	8%	26,532
MORTON PLANT HOSPITAL-ADLER INSTITUTE	26	23,574	2,878	11%	26,478
SAINT MARY'S MEDICAL CENTER	27	22,719	2,490	10%	25,236
LAB DIAGNOSTICS LLC	400	19,088	5,388	22%	24,876
UNITED CLINICAL LABORATORY LLC	3	21,966	2,799	11%	24,768
DRS CLACK SPENCER WHITE & MCCORMACK PA D/B/A		22,358	2,179	9%	24,537
BAYFRONT HEALTH - ST PETERSBURG	17	21,183	2,700	11%	23,900
PANCARE OF FLORIDA INC		21,231	2,564	11%	23,795
STATLAB_MOBILE	1	20,547	2,064	9%	22,612
NAPLES COMMUNITY HOSPITAL	74	20,041	2,077	9%	22,192
PATIENTS FIRST LAKE ELLA MEDICAL CENTER PA		18,565	3,340	15%	21,905
CLARITY LAB SOLUTIONS	113	18,968	2,177	10%	21,258
HOMESTEAD HOSPITAL CLINICAL LABORATORY	27	17,602	3,627	17%	21,256
LEESBURG REGIONAL MEDICAL CENTER		18,708	2,533	12%	21,241
LAWNWOOD REGIONAL MEDICAL CENTER	1	18,581	2,490	12%	21,072
VISTA CLINICAL DIAGNOSTICS	491	18,344	2,221	11%	21,056
OSCEOLA REGIONAL MEDICAL CENTER	1	18,324	2,508	12%	20,833
SYNERGY DIAGNOSTIC LABORATORY	98	18,212	2,485	12%	20,795
ADVENT HEALTH - DAYTONA BEACH	32	18,890	1,770	9%	20,692
NORTHWEST MEDICAL CENTER	1	18,132	2,453	12%	20,586
EXACT SCIENCES LABORATORIES	1	18,177	2,308	11%	20,486
MEMORIAL HOSPITAL JACKSONVILLE	8	17,403	2,912	14%	20,323
ORANGE PARK MEDICAL CENTER	9	16,687	2,877	15%	19,573
BETHESDA HOSPITAL EAST		17,673	1,696	9%	19,369
LABS ASAP LLC		17,555	1,653	9%	19,208
OAK HILL HOSPITAL		17,113	2,073	11%	19,186
DELRAY MEDICAL CENTER LAB	3	17,144	1,832	10%	18,979
INDIAN RIVER PATHOLOGY LLC		17,425	1,348	7%	18,773
MEMORIAL REGIONAL HOSPITAL CLINICAL LABORATORY	11	17,454	1,144	6%	18,609
WEST KENDALL BAPTIST HOSPITAL	14	14,906	3,308	18%	18,228
MEDRITE MEDICAL CARE, PC	6,840	10,292	1,029	6%	18,161
BAPTIST HEALTH - SOUTH		16,801	1,350	7%	18,151
NEMOURS CHILDRENS HOSPITAL	1	16,937	1,065	6%	18,003
ADVENTHEALTH CENTRA CARE LAKE BUENA VISTA		15,824	2,173	12%	17,997
LARGO MEDICAL CENTER		15,653	1,849	11%	17,502
WINTER HAVEN HOSPITAL CLINICAL LABORATORY	4	14,839	2,622	15%	17,465
HEALTH CENTER AT SINAI RESIDENCES		16,924	506	3%	17,430
BIOCERNA LABS	461	14,582	2,112	12%	17,155
MOLECULAR INFECTIOUS DISEASES	659	15,695	745	4%	17,099
ACCESS MEDICAL LABORATORIES	4	8,756	8,336	49%	17,096
MEDICAL CENTER OF TRINITY CLINICAL LABORATORY	2	15,325	1,723	10%	17,050
PALMS WEST HOSPITAL LAB	2	14,705	2,188	13%	16,895

COVID-19: testing by laboratory

Data through May 8, 2021 verified as of May 9, 2021 at 09:25 AM

Data in this report are provisional and subject to change.

The numbers in the table below represent the number of Florida and non-Florida residents for whom test results were received by the Department of Health. A person can be tested by more than one laboratory and can have both positive and negative results. **Therefore, the sum of the numbers in each column will be larger than the total number of people tested.**

Reporting lab	Inconclusive	Negative	Positive	Percent positive	Total
THE HEALTHCARE DISTRICT OF PALM BEACH COUNTY	51	14,633	2,063	12%	16,747
FULGENT DIAGNOSTICS	172	15,459	1,007	6%	16,638
NATIONWIDE LABORATORY SERVICES INC	562	14,170	1,881	11%	16,613
UHEALTH CORAL GABLES/LENNAR MED CTR	55	15,286	1,104	7%	16,445
BAPTIST HEALTHCARE - BAPTIST HOSPITAL	6	13,029	3,331	20%	16,366
LEE HEALTH - LEE MEMORIAL HOSPITAL		12,501	3,791	23%	16,292
WELLINGTON REGIONAL MED CTR LAB	6	14,468	1,798	11%	16,272
PRIVA PATH LABS	82	15,003	1,023	6%	16,108
MERCY HOSPITAL A CAMPUS OF PLANTATION GEN HOSP LAB	1	13,724	2,351	15%	16,076
WEST FLORIDA HOSPITAL LAB	1	12,819	3,188	20%	16,008
WESTSIDE REGIONAL MED CTR	2	13,604	2,291	14%	15,897
GOOD SAMARITAN MEDICAL CENTER LAB	2	13,920	1,973	12%	15,895
REGIONAL MEDICAL CENTER BAYONET POINT	2	14,466	1,252	8%	15,720
THE VILLAGES REGIONAL HOSPITAL		13,776	1,449	10%	15,225
CARDIOPATH	84	13,132	1,927	13%	15,143
GULF COAST MEDICAL CENTER MICROLAB		11,873	3,134	21%	15,007
LEE DAVIS COMMUNITY RESOURCE CENTER		12,787	2,173	15%	14,960
AVENTURA HOSPITAL LAB		12,151	2,708	18%	14,859
CORAL GABLES HOSPITAL CLINICAL LABORATORY		12,613	2,121	14%	14,734
NONA SCIENTIFIC	5	11,545	3,171	22%	14,721
INDIAN RIVER MEDICAL CENTER LAB		13,669	852	6%	14,521
BAPTIST HEALTH SOUTH FLORIDA - WEST KENDALL URGENT CARE		12,063	2,355	16%	14,418
PRECISION HEALTH RESOURCES LLC		13,459	940	7%	14,399
CAPITAL REGIONAL MEDICAL CTR		11,854	2,542	18%	14,396
BLAKE MEDICAL CENTER		12,597	1,647	12%	14,244
WEST BOCA MEDICAL CENTER LAB		13,222	1,021	7%	14,243
HALIFAX MEDICAL CENTER LAB	40	11,991	2,062	15%	14,093
LEE HEALTH - HEALTH PARK MEDICAL CENTER		11,794	2,160	15%	13,954
MANATEE MEMORIAL HOSPITAL		12,686	1,154	8%	13,840
PALM BEACH GARDENS MEDICAL CTR LAB		12,293	1,316	10%	13,609
ST ANTHONY'S HOSPITAL LAB	30	11,822	1,658	12%	13,510
CernerELR_Advent		11,723	1,591	12%	13,314
PHYSICIANS REGIONAL MEDICAL CENTER - PINE RIDGE RD	1	12,009	1,300	10%	13,310
FAU		12,137	1,113	8%	13,250
PLANTATION GENERAL HOSPITAL		11,219	1,996	15%	13,215
LAKE CITY MEDICAL CENTER		10,716	2,346	18%	13,062
ST JOSEPHS HOSPITAL	18	11,005	1,879	15%	12,902
FLORIDA HOSPITAL HEARTLAND MED CTR CLINICAL LAB	33	11,255	1,581	12%	12,869
FLORIDA LABORATORY ANALYSIS		11,267	1,573	12%	12,840
GENOVA DIAGNOSTICS LABORATORY	70	11,468	1,133	9%	12,671
PATHNOSTICS	46	10,152	2,471	20%	12,669
FLORIDA MEDICAL CENTER - A CAMPUS OF NORTH SHORE	2	11,116	1,514	12%	12,632
ADVENTHEALTH CENTRA CARE WATERFORD LAKES		10,565	2,060	16%	12,625
LARKIN COMMUNITY HOSPITAL	10	11,003	1,584	13%	12,597
CENTRAL FLORIDA REGIONAL HOSPITAL		11,069	1,284	10%	12,353
EXPRESS GENE MOLECULAR DIAGNOSTICS LABORATORY	1	10,589	1,581	13%	12,171

COVID-19: testing by laboratory

Data through May 8, 2021 verified as of May 9, 2021 at 09:25 AM

Data in this report are provisional and subject to change.

The numbers in the table below represent the number of Florida and non-Florida residents for whom test results were received by the Department of Health. A person can be tested by more than one laboratory and can have both positive and negative results. **Therefore, the sum of the numbers in each column will be larger than the total number of people tested.**

Reporting lab	Inconclusive	Negative	Positive	Percent positive	Total
LAKE CITY HM		11,147	988	8%	12,135
BINAXNOW	10	9,185	2,928	24%	12,123
JOHNS HOPKINS ALL CHILDREN'S HOSPITAL		11,390	727	6%	12,117
NORTHSIDE HOSPITAL AND HEART INSTITUTE		10,945	1,155	10%	12,100
DOCTORS HOSPITAL	7	10,214	1,866	15%	12,087
ADVENT HEALTH - WESLEY CHAPEL	14	10,921	1,141	9%	12,076
PWN HEALTH	17	9,958	2,083	17%	12,058
COAST DIAGNOSTICS LLC	53	10,680	1,276	11%	12,009
VIKOR SCIENTIFIC	49	10,053	1,885	16%	11,987
MEASE COUNTRYSIDE LAB	14	10,606	1,329	11%	11,949
FLORIDA HOSPITAL WATERMAN LABORATORY	70	10,997	865	7%	11,932
CORAL SPRINGS MED CTR		10,674	1,158	10%	11,832
HEALTHQUEST ESOTERICS		10,173	1,653	14%	11,826
FLORIDA HOSPITAL DELAND	10	10,349	1,394	12%	11,753
ST MARKS HOSPITAL LABORATORY B	78	10,627	1,002	9%	11,707
ADVENTHEALTH CENTRA CARE ST CLOUD	1	9,998	1,665	14%	11,664
BAPTIST HEALTH SOUTH FLORIDA - COUNTRY WALK URGENT CARE		9,640	2,019	17%	11,659
SARKIS CLINICAL TRIALS	25	10,165	1,376	12%	11,566
AMERICAN FAMILY CARE	1	6,892	4,539	40%	11,432
WEST PALM HOSPITAL LAB		10,522	862	8%	11,384
LEON MEDICAL CENTERS LLC		9,090	2,245	20%	11,335
GENE BY GENE, GENOMICS RESEARCH CENTER LAB	44	10,488	703	6%	11,235
SYNERGY LABORATORIES	37	9,956	1,222	11%	11,215
NCF DIAGNOSTICS & DNA TECHNOLOGIES LAB	233	10,318	569	5%	11,120
H LEE MOFFITT CANCER CENTER LABORATORY	4	10,756	285	3%	11,045
FLORIDA HOSPITAL FLAGLER	29	9,906	993	9%	10,928
MEDARBOR DIAGNOSTICS	1	9,561	1,159	11%	10,721
OCALA REGIONAL MEDICAL CENTER		9,398	1,287	12%	10,685
LABSTAT LLC	26	10,057	491	5%	10,574
BROWARD HEALTH NORTH CLINICAL LABORATORY		9,403	1,167	11%	10,570
LARKIN COMMUNITY HOSPITAL INC DBA CARDIOTROPIC		6,819	3,620	35%	10,439
FLORIDA HOSPITAL Ocala		9,264	1,124	11%	10,388
NCH DOWNTOWN NAPLES HOSPITAL	18	9,502	824	8%	10,344
NORTH SHORE MEDICAL CENTER		8,626	1,686	16%	10,312
AVECINA MEDICAL	4	6,206	4,101	40%	10,311
FLORIDA HOSPITAL OF CARROLLWOOD	23	8,797	1,468	14%	10,288
FIRST CHOICE LABORATORY LLC	112	9,465	616	6%	10,193
INDIAN RIVER MEDICAL CENTER		9,058	1,134	11%	10,192
ADVENTHEALTH CENTRA CARE CLERMONT		8,778	1,406	14%	10,184
LEE HEALTH - GULF COAST MEDICAL CENTER	2	8,325	1,817	18%	10,144
FLORIDA HOSPITAL ZEPHYRHILLS	10	8,975	1,127	11%	10,112
P4 CLINICAL, LLC	205	8,815	994	10%	10,014
ADVENTHEALTH CENTRA CARE UNIVERSITY	1	8,805	1,182	12%	9,988
SANTA ROSA MEDICAL CENTER	2	8,404	1,555	16%	9,961
SRQ DRIVE THROUGH		8,944	905	9%	9,849
ANNE BATES LEACH EYE HOSPITAL/ ABLEH MICROBIOLOGY LABORATORY	9	9,674	134	1%	9,817

COVID-19: testing by laboratory

Data through May 8, 2021 verified as of May 9, 2021 at 09:25 AM

Data in this report are provisional and subject to change.

The numbers in the table below represent the number of Florida and non-Florida residents for whom test results were received by the Department of Health. A person can be tested by more than one laboratory and can have both positive and negative results. **Therefore, the sum of the numbers in each column will be larger than the total number of people tested.**

Reporting lab	Inconclusive	Negative	Positive	Percent positive	Total
BAPTIST HEALTH - BEACHES		9,119	694	7%	9,813
NCH NORTH NAPLES HOSPITAL	9	8,896	902	9%	9,807
ADVENTHEALTH CENTRA CARE WINTER PARK		8,753	1,027	11%	9,780
ADVENTHEALTH CENTRA CARE WINTER GARDEN	1	8,639	1,120	11%	9,760
AVECINA	20	9,009	705	7%	9,734
BOSTON HEART DIAGNOSTICS CORP		8,460	1,218	13%	9,678
PALM BEACH BALL PARK		8,607	1,039	11%	9,646
ST LUCIE MEDICAL CENTER		7,893	1,685	18%	9,578
CLEVELAND CLINIC MARTIN NORTH HOSPITAL		8,541	1,009	11%	9,550
LEE HEALTH CONVENIENT CARE - PAGE FIELD		8,524	1,018	11%	9,542
PARAMOUNT URGENT CARE	4	5,953	3,569	37%	9,526
CLEVELAND CLINIC MARTIN SOUTH HOSPITAL	1	8,479	990	10%	9,470
MEMORIAL HOSPITAL WEST LABORATORY SERVICES	14	8,608	825	9%	9,447
BAPTIST HEALTH SOUTH FLORIDA - MIAMI LAKES URGENT CARE		7,439	1,996	21%	9,435
MEMORIAL HOSPITAL MICRO		8,784	601	6%	9,385
ADVENTHEALTH CENTRA CARE LAKELAND	1	8,083	1,290	14%	9,374
BAYCARE COMMUNITY HEALTH		9,071	199	2%	9,270
UNIVERSITY HOSPITAL AND MEDICAL CENTER		7,793	1,427	15%	9,220
INFORM DIAGNOSTICS, INC		8,661	529	6%	9,190
SOUTH BAY HOSPITAL CLINICAL LAB	1	8,217	971	11%	9,189
MINUTECLINIC LLC		7,829	1,287	14%	9,116
CERNERELR_BAYCARE	43	8,320	616	7%	8,979
POINCIANA MEDICAL CENTER		7,033	1,884	21%	8,917
ADVENTHEALTH CENTRA CARE LEE ROAD		7,958	956	11%	8,914
ADVENTHEALTH CENTRA CARE HUNTERS CREEK	3	7,701	1,179	13%	8,883
WEST MARION COMMUNITY HOSPITAL LAB		7,456	1,408	16%	8,864
QDX PATHOLOGY SERVICES	2	8,392	423	5%	8,817
KD MEDICAL CHOICE LLC	5	8,036	772	9%	8,813
ADVENTHEALTH CENTRA CARE SANFORD		7,639	1,081	12%	8,720
FLORIDA HOSPITAL FISH MEMORIAL	19	7,405	1,279	15%	8,703
ADVENTHEALTH EXPRESS CARE		7,201	1,471	17%	8,672
LAKEWOOD RANCH MEDICAL CENTER		7,960	672	8%	8,632
BAYFRONT HEALTH - PORT CHARLOTTE		7,960	662	8%	8,622
ISPM LABS, LLC DBA CAPSTONE DIAGNOSTICS, LLC		8,103	404	5%	8,507
ATLANTIS URGENT CARE	12	6,644	1,786	21%	8,442
MORTON PLANT-MEASE	5	7,555	835	10%	8,395
ADVENTHEALTH CENTRA CARE DR PHILLIPS		7,516	840	10%	8,356
AVECINA MEDICAL OAKLEAF	3	6,977	1,330	16%	8,310
ADVENTHEALTH CENTRA CARE LAKE MARY	2	7,225	1,066	13%	8,293
ADVENTHEALTH CENTRA CARE APOPKA	1	7,112	1,176	14%	8,289
ARCPPOINT LABS OF FORT MYERS	5	7,278	956	12%	8,239
EMERALD COAST URGENT CARE		6,483	1,733	21%	8,216
BAPTIST HEALTH SOUTH FLORIDA - WESTCHESTER URGENT CARE		6,783	1,429	17%	8,212
CERNERELR_BAPTISTMIAMI	31	7,313	862	11%	8,206
EGLIN AIR FORCE BASE	14	6,412	1,779	22%	8,205
HIALEAH HOSPITAL	4	6,395	1,791	22%	8,190

COVID-19: testing by laboratory

Data through May 8, 2021 verified as of May 9, 2021 at 09:25 AM

Data in this report are provisional and subject to change.

The numbers in the table below represent the number of Florida and non-Florida residents for whom test results were received by the Department of Health. A person can be tested by more than one laboratory and can have both positive and negative results. **Therefore, the sum of the numbers in each column will be larger than the total number of people tested.**

Reporting lab	Inconclusive	Negative	Positive	Percent positive	Total
ADVENTHEALTH CENTRA CARE MOUNT DORA		6,949	1,221	15%	8,170
ADVENTIST HEALTH SYSTEMS, SUNBELT INC		7,030	1,117	14%	8,147
SPORTS DRUG TESTING LABORATORY	144	7,742	223	3%	8,109
ADVENTHEALTH CENTRA CARE KISSIMMEE		7,238	845	10%	8,083
BAPTIST HEALTH SOUTH FLORIDA - DORAL URGENT CARE		6,422	1,539	19%	7,961
OVIEDO MEDICAL CENTER		7,043	794	10%	7,837
MINUTECLINIC LLC #1067		6,700	1,102	14%	7,802
BAPTIST HEALTH - NASSAU		7,330	375	5%	7,705
ADVENTHEALTH CENTRA CARE ALTAMONTE		6,671	959	13%	7,630
EMPIRE CITY LABORATORIES INC	98	6,435	1,075	14%	7,608
WELLINGTON REGIONAL MEDICAL CENTER		6,972	610	8%	7,582
NCH NORTH NAPLES HOSPITAL LAB	15	6,733	831	11%	7,579
MEDEXPRESS URGENT CARE OF BOYNTON BEACH LLC		6,944	624	8%	7,568
DYNIX DIAGNOSTIX		6,833	730	10%	7,563
COMMUNITY HEALTH CENTERS OF PINELLAS INC	2	6,148	1,410	19%	7,560
HOLMES REG MED CENTER CLINICAL LAB		6,748	778	10%	7,526
IMPERIAL POINT MEDICAL CENTER		6,789	649	9%	7,438
ST PETERSBURG GENERAL HOSPITAL		6,366	1,071	14%	7,437
SUNCOAST PATHOLOGY ASSOCIATES		6,803	619	8%	7,422
MEDEXPRESS URGENT CARE HUDSON		6,369	1,038	14%	7,407
MEDEXPRESS URGENT CARE	2	5,161	2,231	30%	7,394
MINUTECLINIC LLC #8396		6,220	1,105	15%	7,325
HOLIDAY CVS LLC		6,869	408	6%	7,277
PARAMOUNT URGENT CARE INC	1	4,773	2,473	34%	7,247
ADVENTHEALTH CENTRA CARE AZALEA PARK		6,173	1,038	14%	7,211
ADVENT HEALTH - HEART OF FLORIDA ER	1	6,253	951	13%	7,205
GENOSUR LLC	26	7,061	97	1%	7,184
AVERO DIAGNOSTICS - IRVING	11	6,654	478	7%	7,143
MINUTECLINIC		6,060	1,023	14%	7,083
AHCC WESLEY CHAPEL		6,234	819	12%	7,053
ACUTIS DIAGNOSTICS	171	5,688	1,153	16%	7,012
UNKNOWN	6	3,540	3,465	49%	7,011
ST JOSEPHS NORTH HOSPITAL LAB	7	5,959	1,029	15%	6,995
CLINICAL REFERENCE LABORATORY	2	6,624	367	5%	6,993
ADVENTHEALTH CENTRA CARE OVIEDO		6,001	969	14%	6,970
FORT WALTON BEACH MEDICAL CENTER		5,959	941	14%	6,900
FLORIDA FAMILY LABORATORY, INC DBA	59	6,301	493	7%	6,853
LUMINUS DIAGNOSTICS		6,285	561	8%	6,846
SOLARIS DIAGNOSTICS	11	6,190	599	9%	6,800
MINUTECLINIC LLC #3703		5,522	1,273	19%	6,795
PHARMCO RX	2	6,442	330	5%	6,774
FLORIDA HOSPITAL NORTH PINELLAS	11	6,198	541	8%	6,750
FLORIDA COMMUNITY HEALTH CENTER		5,439	1,288	19%	6,727
RAULERSON HOSPITAL		5,808	881	13%	6,689
ANGEL KIDS PEDIATRICS		6,313	357	5%	6,670
MINUTE CLINIC LLC		5,794	867	13%	6,661

COVID-19: testing by laboratory

Data through May 8, 2021 verified as of May 9, 2021 at 09:25 AM

Data in this report are provisional and subject to change.

The numbers in the table below represent the number of Florida and non-Florida residents for whom test results were received by the Department of Health. A person can be tested by more than one laboratory and can have both positive and negative results. **Therefore, the sum of the numbers in each column will be larger than the total number of people tested.**

Reporting lab	Inconclusive	Negative	Positive	Percent positive	Total
VISTA CLINICAL	8	3,905	2,727	41%	6,640
SPECTOR SCIENTIFIC LAB	21	5,521	1,081	16%	6,623
DOCTORS URGENT CARE LLC	1	5,350	1,182	18%	6,533
MICROGEN DX	4	5,776	731	11%	6,511
MEDCOMP SCIENCES LLC	140	4,248	2,112	32%	6,500
ADVENTHEALTH CENTRA CARE LONGWOOD		5,588	822	13%	6,410
NORTHWEST FLORIDA COMMUNITY HOSPITAL	47	4,874	1,481	23%	6,402
BAPTIST HEALTH SOUTH FLORIDA - PEMBROKE PINES URGENT CARE		5,304	1,095	17%	6,399
LABORATORY OF FLORIDA LLC	41	5,792	564	9%	6,397
ADVENTHEALTH CENTRA CARE SOUTH ORANGE		5,493	894	14%	6,387
PUTNAM COMMUNITY MEDICAL CENTER		5,600	782	12%	6,382
ADVENTHEALTH CENTRA CARE PORT ORANGE		5,323	962	15%	6,285
ADVENTHEALTH CENTRA CARE ORANGE LAKE		5,496	779	12%	6,275
DOCTORS URGENT CARE OF LUTZ LLC	1	5,097	1,176	19%	6,274
URGENT CARE OF THE PALM BEACHES		5,208	1,040	17%	6,248
PEDIATRIC HEALTH CARE ALLIANCE PA		5,686	510	8%	6,196
SOUTH FLORIDA BAPTIST HOSPITAL MICRO	4	5,146	1,045	17%	6,195
ADVENTHEALTH CENTRA CARE SAND LAKE		5,447	682	11%	6,129
PRO CLINIC		5,030	1,096	18%	6,126
ALTRU DIAGNOSTICS INC	5	5,827	293	5%	6,125
COASTAL MED URGENT CARE		4,524	1,593	26%	6,117
MEDEXPRESS URGENT CARE - GOLDEN GATE		5,361	746	12%	6,107
MEDIPATH LLC		5,470	575	10%	6,045
HEALTH FIRST ADVENTHEALTH CENTRA CARE - TITUSVILLE		5,097	916	15%	6,013
MEDEXPRESS URGENT CARE - ROYAL PALM BEACH		5,332	667	11%	5,999
ADVENTHEALTH CENTRA CARE LEESBURG		4,884	1,057	18%	5,941
MEDEXPRESS URGENT CARE - ESTERO		5,301	639	11%	5,940
BAPTIST HEALTH - NORTH		4,758	1,157	20%	5,915
BAYFRONT HEALTH - VENICE REGIONAL MEDICAL	1	5,374	537	9%	5,912
PALMS OF PASADENA HOSPITAL		5,228	589	10%	5,817
BAPTIST HEALTH SOUTH FLORIDA - KENDALE LAKES URGENT CARE		4,655	1,083	19%	5,738
MINUTECLINIC LLC # 0709		4,827	886	16%	5,713
URGENT CARE CURE	2	4,911	783	14%	5,696
MEDICAL DNA LABS LLC	3	5,188	494	9%	5,685
SUNRISE MEDICAL LABORATORIES	2	5,263	411	7%	5,676
WESTCHESTER HOSPITAL	23	4,621	1,005	18%	5,649
PARAMOUNT URGENT CARE - WINDERMERE	3	3,810	1,830	32%	5,643
MEDEXPRESS URGENT CARE PALM BEACH GARDENS		5,107	525	9%	5,632
DOCTORS HOSPITAL OF SARASOTA CLINICAL LABORATORY		4,923	705	13%	5,628
TALLAHASSEE PRIMARY CARE ASSOCIATES		4,986	625	11%	5,611
THE CENTER FOR URGENT CARE	3	4,708	897	16%	5,608
ESCAMBIA COMMUNITY CLINICS INC	8	4,246	1,326	24%	5,580
BAPTIST HEALTH SOUTH FLORIDA - TAMiami TRAIL URGENT CARE		4,483	1,076	19%	5,559
HEALTH FIRST ADVENTHEALTH CENTRA CARE GATEWAY	1	4,999	557	10%	5,557
BAPTIST HEALTH SOUTH FLORIDA - CORAL SPRINGS URGENT CARE		4,753	785	14%	5,538
HIGHLANDS REGIONAL MEDICAL CENTER		4,650	876	16%	5,526

COVID-19: testing by laboratory

Data through May 8, 2021 verified as of May 9, 2021 at 09:25 AM

Data in this report are provisional and subject to change.

The numbers in the table below represent the number of Florida and non-Florida residents for whom test results were received by the Department of Health. A person can be tested by more than one laboratory and can have both positive and negative results. **Therefore, the sum of the numbers in each column will be larger than the total number of people tested.**

Reporting lab	Inconclusive	Negative	Positive	Percent positive	Total
MEDEXPRESS URGENT CARE - LAKE LAND		4,825	680	12%	5,505
TROPICANA FIELD - LOT 2	19	4,935	494	9%	5,448
ADVENTHEALTH CENTRA CARE WINTER HAVEN	1	4,172	1,246	23%	5,419
BAYFRONT HEALTH - SEVEN RIVERS		4,928	471	9%	5,399
QUICK CARE MED PL	2	4,481	800	15%	5,283
BAPTIST HEALTH SOUTH FLORIDA - PINECREST URGENT CARE		4,519	750	14%	5,269
MARTIN HOSPITAL SOUTH LAB		4,966	293	6%	5,259
BAYFRONT HEALTH - BROOKSVILLE		4,665	558	11%	5,223
ADVENTHEALTH PROMPT CARE	2	3,867	1,351	26%	5,220
BAPTIST HEALTH SOUTH FLORIDA - CORAL GABLES URGENT CARE		4,337	879	17%	5,216
FLAGLER HOSPITAL LABORATORY	8	4,046	1,122	22%	5,176
TRINITY SPRINGS		4,436	729	14%	5,165
BAPTIST HEALTH SOUTH FLORIDA - CORAL GABLES (UNIVERSITY) URGENT CARE		4,437	722	14%	5,159
BETHESDA HOSPITAL WEST		4,637	521	10%	5,158
BAPTIST HEALTH SOUTH FLORIDA - PALMETTO BAY URGENT CARE		4,327	827	16%	5,154
VENTURE MEDICAL OF FLORIDA LLC		4,676	408	8%	5,084
BAYFRONT HEALTH - SPRING HILL		4,651	423	8%	5,074
MINUTECLINIC LLC #3463		4,198	823	16%	5,021
MINUTECLINIC LLC #3662		4,203	744	15%	4,947
BAYFRONT HEALTH - PUNTA GORDA		4,574	371	8%	4,945
ASCENSION SACRED HEART - EMERALD COAST		4,145	790	16%	4,935
ADVENTHEALTH CENTRA CARE COLONIAL TOWN	2	4,379	544	11%	4,925
BAYFRONTVENICEREGIONAL		4,706	160	3%	4,866
MEASE DUNEDIN HOSPITAL	5	4,321	532	11%	4,858
MINUTECLINIC LLC # 3930		4,168	681	14%	4,849
DESOTO MEMORIAL HOSPITAL	3	4,023	818	17%	4,844
PREMIER URGENT CARE OF BREVARD LLC	4	4,238	589	12%	4,831
MINUTECLINIC LLC #1771		4,060	754	16%	4,814
MINUTECLINIC LLC #3631		4,104	697	15%	4,801
MINUTECLINIC LLC 5852		4,138	649	14%	4,787
MINUTECLINIC LLC #5253		3,959	824	17%	4,783
MEDEXPRESS URGENT CARE CAPE CORAL		4,081	682	14%	4,763
ENGLEWOOD COMMUNITY HOSPITAL		4,329	410	9%	4,739
ADVENTIST HEALTH SYSTEMS SUNBELT IN DBA		4,176	546	12%	4,722
MOFFITT CANCER CENTER	6	4,564	104	2%	4,674
MINUTECLINIC LLC #5249		3,835	823	18%	4,658
MEMORIAL HOSPITAL- MIRAMAR	12	4,315	327	7%	4,654
TWIN CITIES HOSPITAL	1	4,109	535	12%	4,645
NIGHT LITE PEDIATRICS	4	3,346	1,261	27%	4,611
US BIOTEK LABORATORIES	15	4,222	370	8%	4,607
MINUTECLINIC LLC #7225		3,892	707	15%	4,599
PALMS MEDICAL GROUP	5	3,161	1,423	31%	4,589
PREMIER MEDICAL	2	4,492	94	2%	4,588
HOLIDAY CVS LLC DBA CVS PHARMACY #5154		4,461	123	3%	4,584
LAKESIDE MEDICAL CENTER		3,693	871	19%	4,564
MINUTECLINIC LLC #5190		3,715	778	17%	4,493

COVID-19: testing by laboratory

Data through May 8, 2021 verified as of May 9, 2021 at 09:25 AM

Data in this report are provisional and subject to change.

The numbers in the table below represent the number of Florida and non-Florida residents for whom test results were received by the Department of Health. A person can be tested by more than one laboratory and can have both positive and negative results. **Therefore, the sum of the numbers in each column will be larger than the total number of people tested.**

Reporting lab	Inconclusive	Negative	Positive	Percent positive	Total
ACCU REFERENCE MEDICAL LAB	9	3,674	807	18%	4,490
MINUTECLINIC LLC # 0514		3,929	556	12%	4,485
MINUTECLINIC LLC #5854		3,740	744	17%	4,484
MEDEXPRESS URGENT CARE LEHIGH ACRES		3,877	607	14%	4,484
GENESIS DIAGNOSTICS		4,210	254	6%	4,464
PHYSICIANS REGIONAL MEDICAL CENTER - COLLIER BLVD	1	3,493	910	21%	4,404
DOCTORS TEST CENTERS		3,893	491	11%	4,384
BAYA PHARMACY & URGENT CARE		3,258	1,126	26%	4,384
AMELIA URGENT CARE		2,713	1,654	38%	4,367
MINUTECLINIC LLC #3814		3,717	643	15%	4,360
MINUTECLINIC LLC #3291		3,676	645	15%	4,321
STEWART ROCKLEDGE HOSPITAL	8	3,878	430	10%	4,316
ST. LUCIE MEDICAL CTR.		4,254	57	1%	4,311
ADVENT HEALTH - NEW SMYRNA		3,609	678	16%	4,287
ADVENTHEALTH CENTRA CARE		3,806	473	11%	4,279
SCION LAB SERVICES LLC	26	3,920	332	8%	4,278
EXACT SCIENCES LABORATORIES, LLC		3,934	334	8%	4,268
MINUTECLINIC LLC #7887		3,724	498	12%	4,222
MINUTECLINIC LLC #4458		3,551	664	16%	4,215
LOWER KEYS MEDICAL CENTER		3,878	321	8%	4,199
MINUTECLINIC LLC #7886		3,632	552	13%	4,184
MINUTECLINIC LLC #5214		3,603	576	14%	4,179
CARENOW URGENT CARE	1	2,590	1,537	37%	4,128
AFC PHYSICIANS OF FLORIDA		3,187	908	22%	4,095
BAPTIST HEALTH SOUTH FLORIDA - DAVIE URGENT CARE		3,341	729	18%	4,070
NIGHT LITE PEDIATRICS URGENT CARE	1	3,418	649	16%	4,068
MINUTECLINIC LLC # 3686		3,459	605	15%	4,064
PARAMOUNT URGENT CARE - ORLANDO		2,944	1,114	27%	4,058
MINUTECLINIC LLC #4415		3,426	594	15%	4,020
MINUTECLINIC LLC #3257		3,363	647	16%	4,010
MINUTECLINIC, LLC #3204		3,328	655	16%	3,983
BAPTIST HEALTH SOUTH FLORIDA - WESTON URGENT CARE		3,441	526	13%	3,967
ADVENTHEALTH CENTRA CARE KIDS LAKE MARY		3,621	289	7%	3,910
MINUTECLINIC LLC #1807		3,281	625	16%	3,906
HEALTH FIRST ADVENTHEALTH CENTRA CARE COCOA		3,502	381	10%	3,883
PROHEALTH	3	2,270	1,606	41%	3,879
MINUTECLINIC, LLC #4015		3,130	747	19%	3,877
MINUTECLINIC LLC #4201		3,354	508	13%	3,862
MC DIAGNOSTIC OF CONNECTICUT, PC #2220		3,327	533	14%	3,860
MINUTECLINIC LLC # 3579		3,206	651	17%	3,857
VA PAIN CLINIC	6	3,687	141	4%	3,834
BARTOW REGIONAL MEDICAL CENTER	1	3,222	610	16%	3,833
SIPARADIGM LLC	59	3,502	264	7%	3,825
ADVENT HEALTH CENTRA CARE -WINTER PARK KIDS URGENT CARE	4	3,524	297	8%	3,825
MEDONE PLLC		2,925	877	23%	3,802
MINUTECLINIC LLC #1055		3,127	674	18%	3,801

COVID-19: testing by laboratory

Data through May 8, 2021 verified as of May 9, 2021 at 09:25 AM

Data in this report are provisional and subject to change.

The numbers in the table below represent the number of Florida and non-Florida residents for whom test results were received by the Department of Health. A person can be tested by more than one laboratory and can have both positive and negative results. **Therefore, the sum of the numbers in each column will be larger than the total number of people tested.**

Reporting lab	Inconclusive	Negative	Positive	Percent positive	Total
MINUTECLINIC LLC #5924		3,281	504	13%	3,785
BRASHEAR'S VITAL CARE CORP		3,002	783	21%	3,785
MINUTECLINIC LLC #3748		3,101	673	18%	3,774
MINUTECLINIC LLC #7973		3,254	520	14%	3,774
MINUTECLINIC, LLC #5817		3,150	617	16%	3,767
HEALTH FIRST ADVENTHEALTH CENTRA CARE MALABAR		3,394	368	10%	3,762
MEDEXPRESS URGENT CARE - DELAND		3,321	421	11%	3,742
MINUTECLINIC, LLC (CLINIC 10699)		3,282	460	12%	3,742
MEDEXPRESS URGENT CARE - VERO BEACH		3,263	478	13%	3,741
MINUTECLINIC LLC #3003		3,085	652	17%	3,737
MINUTECLINIC LLC # 7933		3,285	428	12%	3,713
BAPTIST HEALTH SOUTH FLORIDA - BRICKELL URGENT CARE		3,071	632	17%	3,703
PARAMOUNT URGENT CARE - OVIEDO		2,747	955	26%	3,702
MINUTECLINIC LLC #7173		3,205	492	13%	3,697
MINUTECLINIC LLC #3255		3,286	404	11%	3,690
PRECISION HEALTH SOLUTIONS		3,496	186	5%	3,682
MARION E FETHER MEDICAL CENTER, THE		3,342	310	8%	3,652
VERILY LIFE SCIENCES	3	3,565	73	2%	3,641
MINUTECLINIC LLC #3705		3,228	412	11%	3,640
BAPTIST HEALTH URGENT CARE AT SAWGRASS		3,008	604	17%	3,612
CLARITY LAB SOLUTIONS LLC		3,608	4	0%	3,612
WALGREEN CO	2	3,198	409	11%	3,609
MINUTECLINIC LLC #5216		3,104	483	13%	3,587
BAPTIST HEALTH EMERGENCY CENTER COUNTRY WALK	1	3,021	531	15%	3,553
MINUTECLINIC LLC #3654		2,982	566	16%	3,548
BAPTIST HEALTH - CLAY		3,097	447	13%	3,544
VITRO MOLECULAR LABORATORIES	50	3,205	279	8%	3,534
BMCT Molecular Diagnostics Subsection		2,992	541	15%	3,533
LAKELAND REGIONAL HEALTH PABLO		3,101	414	12%	3,515
MINUTECLINIC LLC #6007		3,030	485	14%	3,515
MIDWAY SPECIALTY CARE CENTER DIAGNOSTICS	38	3,209	240	7%	3,487
HEALTH CARE DISTRICT OF PALM BEACH COUNTY	2	3,217	261	8%	3,480
ADVENTHEALTH CENTRA CARE CONWAY		2,939	520	15%	3,459
PRIMEHEALTH URGENT CARE INC		2,949	504	15%	3,453
MINUTECLINIC LLC #3285		3,006	425	12%	3,431
MINUTECLINIC LLC #4612		2,809	596	18%	3,405
MINUTECLINIC LLC #1350		2,999	392	12%	3,391
PHYSICIANS PRIMARY CARE	2	3,065	323	10%	3,390
IMMOKALEE CHD		3,155	234	7%	3,389
MARINERS HOSPITAL	1	3,062	310	9%	3,373
MINUTECLINIC LLC #4024		2,957	401	12%	3,358
MINUTECLINIC LLC #476		2,905	445	13%	3,350
GESSLER CLINIC	2	2,336	1,012	30%	3,350
MINUTECLINIC LLC #8381		2,905	439	13%	3,344
MINUTECLINIC LLC #3648		2,742	594	18%	3,336
MINUTECLINIC, LLC # 4469		2,951	382	11%	3,333

COVID-19: testing by laboratory

Data through May 8, 2021 verified as of May 9, 2021 at 09:25 AM

Data in this report are provisional and subject to change.

The numbers in the table below represent the number of Florida and non-Florida residents for whom test results were received by the Department of Health. A person can be tested by more than one laboratory and can have both positive and negative results. **Therefore, the sum of the numbers in each column will be larger than the total number of people tested.**

Reporting lab	Inconclusive	Negative	Positive	Percent positive	Total
MINUTECLINIC LLC #1821		2,955	367	11%	3,322
MEMORIAL HOSPITAL PEMBROKE	3	2,923	374	11%	3,300
MINUTECLINIC LLC #5157		2,885	398	12%	3,283
MEDEXPRESS FORT MYERS		2,876	406	12%	3,282
SELECT LABORATORIES - MARION COUNTY, FL LLC	5	2,944	316	10%	3,265
ACCESS POINT HEALTHCARE URGENT & PRIMARY CARE	2	2,544	706	22%	3,252
MEDIQUICK URGENT CARE CENTERS INC		2,496	740	23%	3,236
MINUTECLINIC LLC #3635		2,770	436	14%	3,206
MEDEXPRESS URGENT CARE CORAL SPRINGS		2,849	356	11%	3,205
BAPTIST HEALTH - OAKLEAF		2,687	490	15%	3,177
ADVENT HEALTH - DADE CITY		2,769	376	12%	3,145
AFC PHYSICIANS OF FLORIDA PA		2,551	552	18%	3,103
BAY MEDICAL CENTER SACRED HEART HEALTH SYSTEM		2,434	641	21%	3,075
CHARLES AIESI CONSULTING INC	14	2,737	314	10%	3,065
NXGEN MDX LLC	7	2,717	340	11%	3,064
KEYS AHEC SCHOOL MEDICAL CLINIC	15	2,896	150	5%	3,061
MEDEXPRESS URGENT CARE - CLEWISTON		2,553	493	16%	3,046
VETERANS AFFAIRS MEDICAL CENTER - ORLANDO	1	1,343	1,679	56%	3,023
JUPITER MEDICAL CENTER URGENT CARE		2,360	647	22%	3,007
EMERGENCY PHYSICIANS MEDICAL CENTER		1,829	1,168	39%	2,997
MINUTECLINIC LLC #214		2,491	483	16%	2,974
CAREFAST+	1	2,157	791	27%	2,949
JACKSON HOSPITAL CLINICAL LABORATORY		2,583	348	12%	2,931
MINUTECLINIC LLC #5069		2,449	474	16%	2,923
BAPTIST HEALTHCARE - GULF BREEZE HOSPITAL	3	2,418	484	17%	2,905
MEDEXPRESS URGENT CARE BOCA RATON		2,633	258	9%	2,891
LAKE WALES MEDICAL CENTER INC		2,553	337	12%	2,890
STONE CLINICAL LABORATORIES		2,790	96	3%	2,886
WALGREENS ORLANDO	3	2,540	340	12%	2,883
MINUTECLINIC LLC #1815		2,571	307	11%	2,878
PARRISH MEDICAL CENTER	2	2,506	360	13%	2,868
BLUE MED CONSULTANTS		2,754	112	4%	2,866
DR G'S URGENT CARE		2,468	374	13%	2,842
GENOME LLC	2	2,631	200	7%	2,833
AMELIA EXPRESS CARE LLC	10	2,471	345	12%	2,826
HEALTH CENTRAL CLINICAL LABORATORY		2,467	358	13%	2,825
BAPTIST HEALTH SOUTH FLORIDA - MIAMI BEACH URGENT CARE		2,402	421	15%	2,823
FLORIDA MEDICAL CLINIC	3	1,335	1,478	52%	2,816
MINUTECLINIC LLC #3236		2,431	368	13%	2,799
CELESTA MEDICAL SERVICES LLC DBA - AMERICAN RESEARCH LABS		2,544	236	8%	2,780
CITRUS MEMORIAL HOSPITAL LABORATORY		2,253	523	19%	2,776
MEDEXPRESS PORT CHARLOTTE		2,457	296	11%	2,753
DONALD W ROBERTSON DO PA		2,152	600	22%	2,752
SACRED HEART HEALTH SYSTEM, INC	1	1,875	873	32%	2,749
PATIENTS FIRST - THOMASVILLE ROAD		2,435	290	11%	2,725
BOND URGENT CARE LLC		2,053	663	24%	2,716

COVID-19: testing by laboratory

Data through May 8, 2021 verified as of May 9, 2021 at 09:25 AM

Data in this report are provisional and subject to change.

The numbers in the table below represent the number of Florida and non-Florida residents for whom test results were received by the Department of Health. A person can be tested by more than one laboratory and can have both positive and negative results. **Therefore, the sum of the numbers in each column will be larger than the total number of people tested.**

Reporting lab	Inconclusive	Negative	Positive	Percent positive	Total
TAMPA COMMUNITY HOSPITAL		2,301	384	14%	2,685
MINI ER WATERFORD LAKES, THE		2,304	366	14%	2,670
MINUTECLINIC LLC		2,322	315	12%	2,637
EMERALD COAST URGENT CARE, LLC	1	1,972	660	25%	2,633
NCHMD INC		2,206	404	15%	2,610
MINUTECLINIC LLC #8927		2,179	403	16%	2,582
ADVENT HEALTH - OCALA		2,124	447	17%	2,571
GRAVITY DIAGNOSTICS, LLC	8	2,343	206	8%	2,557
OPTUM LABS LLC	1	2,343	211	8%	2,555
MINUTECLINIC LLC #5187		2,218	326	13%	2,544
MINUTECLINIC LLC #3637		2,040	500	20%	2,540
ASCENSION SACRED HEART - GULF		1,973	559	22%	2,532
INTELEX LABS, LLC		2,437	83	3%	2,520
WHOLE FAMILY HEALTH CENTER INC		2,002	513	20%	2,515
EMERALD COAST URGENT CARE LLC		1,825	657	26%	2,482
BAPTIST HEALTH EMERGENCY CENTER AT WEST CORAL WAY		2,042	439	18%	2,481
CORE DIAGNOSTIC LABORATORIES LLC	17	2,099	340	14%	2,456
PHYSICIANS STAT LAB	3	1,079	1,371	56%	2,453
COMMUNITY HEALTH NORTHWEST FLORIDA	4	1,857	554	23%	2,415
PENSACOLA PEDIATRICS PA	1	2,232	180	7%	2,413
ASSOCIATED PATHOLOGISTS, LLC	3	1,944	398	17%	2,345
NCH NORTHEAST	7	1,841	491	21%	2,339
APALACHEE CORRECTIONAL INSTITUTION EAST UNIT		2,304	31	1%	2,335
PHYSICIAN ASSOCIATES		2,070	241	10%	2,311
WHITE WILSON MEDICAL CENTER		914	1,396	60%	2,310
LEE HEALTH - COCONUT POINT CLINICAL LAB	2	1,872	433	19%	2,307
UNIVERSITY OF NORTH FLORIDA STUDENT HEALTH		2,218	80	3%	2,298
MEDICAL CONSULTANTS OF FLORIDA, LLC	2	1,935	341	15%	2,278
MARTIN HEALTH SYSTEM - ST LUCIE WEST		2,042	197	9%	2,239
BIO-TECH CLINICAL LABORATORIES INC		1,921	313	14%	2,234
PRIMEHEALTH URGENT CARE	1	1,865	361	16%	2,227
TOM LEE COMMUNITY HEALTH CENTER	1	1,572	639	29%	2,212
FLOWERS HOSPITAL		2,010	192	9%	2,202
FIU-HEALTH AUXILIARY LABORATORY	6	2,051	133	6%	2,190
BARDMOOR LABORATORY	9	1,846	323	15%	2,178
BAYFRONT HEALTH - CITRUS HILLS		1,921	244	11%	2,165
ADVANCED MEDICAL OF NAPLES LLC		1,914	239	11%	2,153
DOC SMILEYS URGENT CARE LLC		1,760	386	18%	2,146
LITTLE PINE PEDIATRICS	1	1,846	278	13%	2,125
MINUTECLINIC, LLC #3245		1,734	386	18%	2,120
GENUS3		1,976	74	4%	2,050
STATMED OCALA	7	1,842	197	10%	2,046
READY RESPONDERS FLORIDA, PLLC		1,757	271	13%	2,028
ARCPPOINT LABS		1,427	599	30%	2,026
ABSOLUTE GENOMICS	3	1,747	253	13%	2,003
MIAMI JEWISH HEALTH SYSTEMS		1,911	87	4%	1,998

COVID-19: testing by laboratory

Data through May 8, 2021 verified as of May 9, 2021 at 09:25 AM

Data in this report are provisional and subject to change.

The numbers in the table below represent the number of Florida and non-Florida residents for whom test results were received by the Department of Health. A person can be tested by more than one laboratory and can have both positive and negative results. **Therefore, the sum of the numbers in each column will be larger than the total number of people tested.**

Reporting lab	Inconclusive	Negative	Positive	Percent positive	Total
WILLIAM OWEN PASS PARK		1,738	257	13%	1,995
DOC SMILEY'S URGENT CARE		1,706	247	13%	1,953
GENESIS LABORATORY MANAGEMENT	15	1,678	258	13%	1,951
MEDFAST URGENT CARE CENTERS LLC	2	608	1,334	69%	1,944
ED FRASER MEMORIAL HOSPITAL		1,671	259	13%	1,930
LABORATORY SPECIALISTS OF MICHIGAN		1,588	333	17%	1,921
BROWNWOOD CARE CENTER		1,682	233	12%	1,915
OPTUMCARE FLORIDA LLC		1,594	315	17%	1,909
PATIENTS FIRST LAKE ELLA MEDICAL CENTER		1,718	181	10%	1,899
SUNRISE URGENT CARE ASSOCIATES LLC D/B/A	9	1,334	549	29%	1,892
PROJECT HEALTH, INC SUMTERVILLE	5	1,526	328	18%	1,859
FG RAPID RESULTS	6	1,451	393	21%	1,850
NEIGHBORHOOD MEDICAL CENTER INC	17	1,629	186	10%	1,832
PROHEALTH MEDICAL CLINIC		1,187	643	35%	1,830
KETAMINE HEALTH CENTERS LLC	1	1,661	152	8%	1,814
BROAD INSTITUTE CLINICAL SEQUENCING RESEARCH PLATFORM	16	1,708	68	4%	1,792
IGENOMIX USA LLC	55	1,570	165	9%	1,790
ER QUICKCARE PL		1,535	250	14%	1,785
PEDIATRIC HEALTH CARE ALLIANCE - NORTHDAL		1,612	157	9%	1,769
NORTH SHORE LONG ISLAND JEWISH HEALTH	1	1,664	96	5%	1,761
SPARROW HEALTHCARE	2	1,503	254	14%	1,759
RIVER TOWN DIAGNOSTIC LLC		1,470	286	16%	1,756
QUICK CARE MED		1,412	339	19%	1,751
FLORIDA DEPARTMENT OF HEALTH IN POLK COUNTY	2	1,323	409	24%	1,734
Community_Health		1,533	199	11%	1,732
ADVENTHEALTH CENTRA CARE TRINITY		1,494	234	14%	1,728
MEDEXPRESS URGENT CARE - JAX ATLANTIC BLVD		1,498	229	13%	1,727
LABTECH DIAGNOSTIC		1,426	294	17%	1,720
SHELL POINT NURSING PAVILION	1	1,638	77	4%	1,716
PARAMOUNT URGENT CARE - CLERMONT		966	732	43%	1,698
VRL EUROFINS		1,656	41	2%	1,697
JW PLASTIC SURGERY		1,449	244	14%	1,693
COLLIER URGENT CARE CENTERS CREEKSIDE		1,495	188	11%	1,683
FIRST QUALITY LABORATORY		1,567	106	6%	1,673
AMERICAN SCIENTIFIC LABORATORIES LLC		1,635	36	2%	1,671
BAPTIST HEALTH SOUTH FLORIDA - KEY BISCANE URGENT CARE EXPRESS		1,468	199	12%	1,667
MYTEST DIAGNOSTICS		1,578	77	5%	1,655
ST ANNES NURSING CENTER		1,601	33	2%	1,634
CAREMED CLINIC LLC	1	1,313	312	19%	1,626
ELLENTON URGENT CARE		1,385	238	15%	1,623
OPTEO LABORATORY		1,577	36	2%	1,613
UNIVERSITY OF ALABAMA AT BIRMINGHAM		1,559	48	3%	1,607
NORTH VISTA HOSPITAL LABORATORY		1,336	269	17%	1,605
BAPTIST HEALTH SOUTH FLORIDA - COUNTRY WALK URGENT CARE EXPRESS		1,357	248	15%	1,605
PARAMOUNT URGENT CARE VILLAGES		1,012	575	36%	1,587
MATRIX CLINICAL LABS (FORMERLY BIOCERNA LLC)	13	1,404	169	11%	1,586

COVID-19: testing by laboratory

Data through May 8, 2021 verified as of May 9, 2021 at 09:25 AM

Data in this report are provisional and subject to change.

The numbers in the table below represent the number of Florida and non-Florida residents for whom test results were received by the Department of Health. A person can be tested by more than one laboratory and can have both positive and negative results. **Therefore, the sum of the numbers in each column will be larger than the total number of people tested.**

Reporting lab	Inconclusive	Negative	Positive	Percent positive	Total
ASSURANCE SCIENTIFIC LABORATORIES	1	1,297	283	18%	1,581
MELBOURNE MEDICAL LABORATORY	2	1,367	205	13%	1,574
SPEARHEAD MEDICAL		1,442	123	8%	1,565
CAREFAST MURABELLA		1,041	514	33%	1,555
PRIMARY CARE SOUTH INC		1,053	496	32%	1,549
LPG COCONUT POINT		1,310	237	15%	1,547
EUROFINS NTD, LLC		1,491	45	3%	1,536
BAPTIST HEALTHCARE - JAY HOSPITAL	3	1,159	373	24%	1,535
UHEALTH CLINIC AT WALGREENS		1,235	293	19%	1,528
INNOVATIVE TRANSFUSION MEDICINE, INC	11	1,336	179	12%	1,526
NYU HOSPITALS CENTER CLINICAL LABORATORIES		1,473	49	3%	1,522
SMA LAB	12	1,325	163	11%	1,500
ACCESS MEDICAL LABS		777	723	48%	1,500
PALM BAY HOSPITAL CLINICAL LABORATORY		1,093	401	27%	1,494
MEDLAB DIAGNOSTICS, LLC		1,382	107	7%	1,489
CREEKSIDE CARE CENTER	1	1,295	185	12%	1,481
TREASURE COAST MEDICAL ASSOCIATES INC		748	731	49%	1,479
ADDICTION LABS OF AMERICA	3	1,388	84	6%	1,475
NORTH FLORIDA PEDIATRICS - LAKE CITY		1,246	226	15%	1,472
GROWING TOGETHER PEDIATRICS LLC		1,384	75	5%	1,459
CYPRESS VILLAGE	1	1,425	29	2%	1,455
ADVANCE MEDICAL OF NAPLES		327	1,124	77%	1,451
UHEALTH DEERFIELD BEACH/UMSYLVESTER DEERFIELD BEACH LABORATORY	3	1,380	55	4%	1,438
TEMPUS CLINICAL LABORATORY	10	1,271	155	11%	1,436
PATIENTS CHOICE LABORATORIES		831	592	42%	1,423
PEDIATRICS OF CENTRAL FLORIDA PA	20	1,328	70	5%	1,418
COASTAL LABORATORIES	1	1,123	287	20%	1,411
PROJECT HEALTH INC	4	1,205	202	14%	1,411
AMELIA EXPRESS CARE	1	772	632	45%	1,405
BREVARD HEALTH ALLIANCE INC, THE		1,315	87	6%	1,402
6TH MEDICAL GROUP - MCDILL AFB	3	1,311	74	5%	1,388
CARENOW URGENT CARE - FORT PIERCE		965	400	29%	1,365
PALM HARBOR PHARMACY		1,186	173	13%	1,359
ASCENSION ST VINCENT'S - SOUTHSIDE		1,308	49	4%	1,357
VAVA PARTNERS LLC		529	827	61%	1,356
MINUTE CLINIC INCORPORATE		1,295	52	4%	1,347
ST PETERSBURG PEDIATRICS	1	1,210	125	9%	1,336
STEWART REFERENCE LABORATORY	1	788	546	41%	1,335
ADVANCED DIAGNOSTIC LABORATORY		1,284	47	4%	1,331
USF MORSANI CENTER FOR ADVANCED HEALTH CARE		1,162	162	12%	1,324
LAB24 INC	3	643	677	51%	1,323
XPRESS URGENT CARE	4	1,109	202	15%	1,315
NAPLES URGENT CARE	1	861	452	34%	1,314
PALM BEACH ATLANTIC UNIVERSITY		1,267	45	3%	1,312
HOLIDAY CVS LLC DBA CVS PHARMACY #5155		1,240	71	5%	1,311
NORTH OKALOOSA MEDICAL CENTER		957	351	27%	1,308

COVID-19: testing by laboratory

Data through May 8, 2021 verified as of May 9, 2021 at 09:25 AM

Data in this report are provisional and subject to change.

The numbers in the table below represent the number of Florida and non-Florida residents for whom test results were received by the Department of Health. A person can be tested by more than one laboratory and can have both positive and negative results. **Therefore, the sum of the numbers in each column will be larger than the total number of people tested.**

Reporting lab	Inconclusive	Negative	Positive	Percent positive	Total
INTERLACHEN PEDIATRICS PA		1,239	64	5%	1,303
EAST LAKE PEDIATRICS		1,166	136	10%	1,302
SOLARIS HEALTHCARE PALATKA		1,178	106	8%	1,284
NORTH FLORIDA PEDIATRICS-TALLAHASSEE	1	1,173	105	8%	1,279
BETHESDA HEALTH URGENT CARE		1,088	186	15%	1,274
CARE ONE OF FLORIDA LLC		928	334	26%	1,262
PROFESSIONAL HEALTH EXAMINERS DBA PROHEALTH	1	1,027	231	18%	1,259
STAGEZERO LIFE SCIENCES INC	4	1,149	105	8%	1,258
COASTAL PEDIATRIC GROUP		1,094	162	13%	1,256
FAMILY HEALTH CENTERS OF SOUTHWEST FLORIDA INC		1,128	120	10%	1,248
PENSACOLA PEDIATRICS PA - TIGER POINT	24	1,104	120	10%	1,248
HALIFAX MEDICAL CENTER-PORT ORANGE LAB		1,083	160	13%	1,243
ARCPPOINT LABS OF CORAL SPRINGS FL		992	246	20%	1,238
INTERLACHEN PEDIATRICS		1,190	44	4%	1,234
CLINICORE		1,124	91	7%	1,215
CATALYST WALK IN CLINIC		975	240	20%	1,215
FISHERMENS HOSPITAL CLINICAL LAB		1,112	100	8%	1,212
ALTAMONTE MD		982	230	19%	1,212
EPN URGENT CARE NAPLES	2	792	417	34%	1,211
TYNDALL AIR FORCE BASE		985	217	18%	1,202
CLARITY LABS		1,080	109	9%	1,189
CAPE CANAVERAL HOSPITAL		868	308	26%	1,176
BREVARD HEALTH ALLIANCE		851	310	27%	1,161
BERNHARDT LABORATORIES	2	1,062	96	8%	1,160
LOOP PEDIATRICS PA	3	985	170	15%	1,158
PROFESSIONAL HEALTH EXAMINERS		984	153	13%	1,137
CAPSTONE HEALTHCARE		802	330	29%	1,132
PRIMARY CARE OF THE TREASURE COAST		991	135	12%	1,126
VERITAS GENETICS	61	945	119	11%	1,125
GENEIQ		1,056	65	6%	1,121
LAB DOCTOR		979	138	12%	1,117
EMERALD COAST PEDIATRICS		1,058	57	5%	1,115
MINUTECLINIC, LLC DBA MINUTECLINIC #4717		1,056	42	4%	1,098
NORTH FLORIDA MEDICAL GROUP		938	160	15%	1,098
XYZ LABORATORY	8	942	146	13%	1,096
LENCO MEDICAL LABORATORY		1,033	58	5%	1,091
THE HEALTH CENTER OF PLANT CITY		1,001	82	8%	1,083
MIDWAY SPECIATLY CARE CENTER	3	848	222	21%	1,073
HENDRY REGIONAL MEDICAL CENTER CLINICAL LABORATORY		809	259	24%	1,068
AMERICAN FAMILY CARE PENSACOLA WEST		533	533	50%	1,066
WOODLANDS MEDICAL SPECIALISTS		794	268	25%	1,062
RAINBOW RIVER MEDICAL LABORATORY		978	83	8%	1,061
SPRING HILL HEALTH AND REHABILITATION CENTER		1,031	28	3%	1,059
BAPTIST HEALTH - MD ANDERSON CANCER CENTER		1,053	6	1%	1,059
MILLER BIOCONNECT		965	90	9%	1,055
CHILDRENS MEDICAL ASSOCIATION		957	88	8%	1,045

COVID-19: testing by laboratory

Data through May 8, 2021 verified as of May 9, 2021 at 09:25 AM

Data in this report are provisional and subject to change.

The numbers in the table below represent the number of Florida and non-Florida residents for whom test results were received by the Department of Health. A person can be tested by more than one laboratory and can have both positive and negative results. **Therefore, the sum of the numbers in each column will be larger than the total number of people tested.**

Reporting lab	Inconclusive	Negative	Positive	Percent positive	Total
ADVENTHEALTH EXPRESS CARE AT WALGREENS		904	140	13%	1,044
LAKE BALDWIN		983	55	5%	1,038
VRL EUROFINs - DALLAS		1,024	13	1%	1,037
C.W. BILL YOUNG VA MEDICAL CENTER	1	23	1,012	98%	1,036
CVS HEALTH		805	216	21%	1,021
NORTH FLORIDA PEDIATRICS PA - SUWANNEE	3	883	129	13%	1,015
VERITOR		852	162	16%	1,014
EAST LAKE PEDIATRICS PA		921	93	9%	1,014
E-LAB OF FLORIDA		923	90	9%	1,013
PHAROS HEALTH		756	255	25%	1,011
COVANCE CLINICAL RESEARCH UNIT INC		984	27	3%	1,011
PEDIATRIC HEALTHCARE ALLIANCE		955	54	5%	1,009
24 HOUR PEDIATRIC CARE CENTER	4	937	67	7%	1,008
CONSULATE HEALTH CARE OF NEW PORT RICHEY	2	879	127	13%	1,008
JACKSONVILLE BEACH PEDIATRIC CARE CENTER		932	74	7%	1,006
FAST TRACK URGENT CARE CENTER		4	997	100%	1,001
DAIRY ROAD URGENT CARE	2	839	157	16%	998
VIERA HOSPITAL, INC		805	192	19%	997
NORTH SHORE LIJ URGENT CARE PC		936	58	6%	994
BHA CENTRAL COUNTY CLINIC		895	99	10%	994
HISTOPATHOLOGY SERVICES, LLC		880	110	11%	990
LAKELAND REGIONAL HEALTH - PWC/OB		36	954	96%	990
SOLARIS HEALTHCARE CHARLOTTE HARBOR		927	56	6%	983
UNIVERSITY OF WEST FLORIDA STUDENT HEALTH SERVICES	1	850	128	13%	979
PENSACOLA PEDIATRICS	2	881	96	10%	979
NORTH FLORIDA PEDIATRICS PA	2	852	117	12%	971
NORTH FL SOUTH GA HCS-LAKE CITY		937	30	3%	967
Fernandina Beach Rehabilitation and Nursing Center	1	944	19	2%	964
DEPARTMENT OF CLINICAL LABS	1	940	21	2%	962
Point of Care Testing	1	128	824	86%	953
MOLECULAR TESTING LABS		862	90	9%	952
PALM GARDEN OF PORT SAINT LUCIE		939	12	1%	951
RESTORE HEALTH URGENT CARE		770	179	19%	949
SOUTHEAST ALABAMA MEDICAL CENT		888	59	6%	947
TACACHALE CLINICAL LABORATORY	1	893	50	5%	944
REDI MED LLC		765	178	19%	943
CALHOUN LIBERTY HOSPITAL		773	169	18%	942
LEE COUNTY EMERGENCY MEDICAL SERVICE	1	811	126	13%	938
ENCOMPASS HEALTH		915	22	2%	937
INTEGRITY LABORATORIES, LLC	4	767	165	18%	936
ABBOTT LABORATORIES		814	121	13%	935
APLS SERVICES LLC D/B/A CLEAR DIAGNOSTICS	13	904	18	2%	935
MOORINGS PARK INSTITUTE, INC, THE		897	37	4%	934
WELL HEALTH WORKS	8	845	73	8%	926
WHITE-WILSON MEDICAL CENTER - FORT WALTON BEACH		898	25	3%	923
GENE TOX WORLDWIDE	60	736	125	14%	921

COVID-19: testing by laboratory

Data through May 8, 2021 verified as of May 9, 2021 at 09:25 AM

Data in this report are provisional and subject to change.

The numbers in the table below represent the number of Florida and non-Florida residents for whom test results were received by the Department of Health. A person can be tested by more than one laboratory and can have both positive and negative results. **Therefore, the sum of the numbers in each column will be larger than the total number of people tested.**

Reporting lab	Inconclusive	Negative	Positive	Percent positive	Total
NCHMD, INC SOUTHEAST IMMEDIATE CARE		721	198	22%	919
DOCTOR'S MEMORIAL HOSPITAL		751	167	18%	918
PALACE NURSING HOME & REHAB CENTER		864	43	5%	907
COASTAL PHYSICIANS, LLC		729	172	19%	901
MEDICAL CENTER OF DELTONA, INC		769	128	14%	897
Victoria Nursing and Rehabilitation Center		842	55	6%	897
FAMILY HEALTH CENTERS OF SWF LABS	2	765	124	14%	891
EXPRESS PHARMACY		821	68	8%	889
MINUTECLINIC LLC, #10357		878	6	1%	884
Tampa Lakes Health and Rehabilitation Center	2	807	73	8%	882
CRUCIAL CARE EMERGENCY MEDICINE DOCTORS		702	174	20%	876
AMERICAN MEDICAL RESPONSE		865	9	1%	874
ANY LAB TEST NOW	2	596	275	32%	873
PRIMARY CARE SERVICES AT ST ANDREWS ESTATES		868	3	0%	871
CLINICAL ENTERPRISE, INC		838	25	3%	863
BOND CLINIC PA PEDIATRICS DEPT		802	60	7%	862
AFC URGENT CARE CLEARWATER	1	182	678	79%	861
LIFE CARE CENTER OF NEW PORT RICHEY		821	39	5%	860
PRIMARY CARE SERVICES AT INDIAN RIVER ESTATES		833	25	3%	858
CLINICAL PATHOLOGY LABS INC		766	87	10%	853
DEPT OF VA MEDICAL CENTER - MIAMI	8	803	40	5%	851
POINT WASHINGTON MEDICAL CLINIC	1	637	212	25%	850
CHURCH OF SCIENTOLOGY FLAG SERVICE ORGANIZATION		813	36	4%	849
CENTRAL FLORIDA HEALTH CARE INC		727	122	14%	849
ADVENTHEALTH MEDICAL GROUP PROMPT CARE		620	228	27%	848
FLORIDA GULF COAST UNIVERSITY		650	197	23%	847
AUGUSTUS LABS LLC		696	148	18%	844
TOTAL RENAL LABORATORIES INC DBA DAVITA LABS	1	720	122	14%	843
CITY MEDICAL OF NEW JERSEY, PC		764	77	9%	841
CARITHERS PEDIATRIC GROUP		780	61	7%	841
GULF COAST VILLAGE		795	43	5%	838
Southern Oaks Care Center	1	792	38	5%	831
BRISTOL AT TAMPA, THE	4	804	22	3%	830
WHITE WILSON MEDICAL CENTER PA - NAVARRE		701	127	15%	828
PEBBLEBROOK PHARMACY	1	689	138	17%	828
MEDONE URGENT CARE CENTER		604	224	27%	828
J AND G MEDICAL GROUP LLC		682	140	17%	822
RUSKIN HEALTH CENTER	1	548	272	33%	821
DYNIX DIAGNOSTICS	2	534	282	34%	818
FLORIDA HOSPITAL ORLANDO		743	74	9%	817
FLAGLER COUNTY HEALTH DEPARTMENT	3	633	178	22%	814
ASAP LABS LLC	7	655	151	19%	813
PALM GARDEN OF VERO BEACH		762	51	6%	813
VITAS HEALTHCARE CORPORATION OF FLA	1	805	6	1%	812
ASCENSION ST VINCENT'S - CLAY		775	35	4%	810
GOLDEN GATE FAMILY CLINIC		332	477	59%	809

COVID-19: testing by laboratory

Data through May 8, 2021 verified as of May 9, 2021 at 09:25 AM

Data in this report are provisional and subject to change.

The numbers in the table below represent the number of Florida and non-Florida residents for whom test results were received by the Department of Health. A person can be tested by more than one laboratory and can have both positive and negative results. **Therefore, the sum of the numbers in each column will be larger than the total number of people tested.**

Reporting lab	Inconclusive	Negative	Positive	Percent positive	Total
MINUTECLINIC LLC #3281		694	115	14%	809
BOND AND STEELE CLINIC PA		588	212	27%	800
NITE LITE PEDIATRICS		234	564	71%	798
PEDIATRIC HEALTHCARE ALLIANCE PA		735	62	8%	797
NONE		308	488	61%	796
TELESCOPE HEALTH LLC	4	671	121	15%	796
ORANGE BLOSSOM FAMILY HEALTH		742	47	6%	789
BUFFALO CROSSING HEALTHCARE & REHABILITATION CTR		770	19	2%	789
VALENCIA HILLS HEALTH AND REHABILITATION CENTER		767	17	2%	784
ETHOS WELLNESS PHARMACY		728	50	6%	778
WATSON THERAPEUTICS INC	1	733	39	5%	773
VENICE REGIONAL BAYFRONT HEALTH (PULMONARY)		637	135	17%	772
WILLOWBROOKE COURT AT EDGEWATER POINTE ESTATES		759	9	1%	768
ORLANDO HEALTH AND REHAB CENTER		722	45	6%	767
KENDALL HEALTHCARE PROPERTIES DBA	2	731	30	4%	763
SEMINOLE NURSING PAVILION		753	8	1%	761
Crestview Rehabilitation Center	5	624	129	17%	758
BOCA GRANDE HEALTH CLINIC		714	40	5%	754
MOUNT SINAI LABORATORY		715	37	5%	752
MAIN STREET MEDICAL CENTER		223	529	70%	752
LIFE CARE CENTER OF PENSACOLA		701	49	7%	750
NORTHEAST FLORIDA NEUROLOGY CLINICS, INC		637	113	15%	750
ADVENT HEALTH LAB - ORLANDO		434	312	42%	746
MANOR CARE HEALTH SERVICES - FT MYERS		718	28	4%	746
ADVENT HEALTH - DELTONA ER		618	125	17%	743
SANTA ROSA MEDICAL GROUP		575	166	22%	741
PHYSICIANS STAT LAB INC		649	92	12%	741
RAINBOW PEDIATRIC CENTER PA		692	47	6%	739
DXTERITY DIAGNOSTICS	2	692	43	6%	737
LIFE CARE CENTER OF ORANGE PARK		698	34	5%	732
THE PRESERVE		719	10	1%	729
ARTHREX MEDICAL CENTER	1	574	153	21%	728
LIFEBRITE	2	493	227	31%	722
GULF COAST MOLECULAR LABORATORIES	13	599	109	15%	721
PALM GARDEN OF CLEARWATER		702	18	3%	720
DISNEY COVID TEST SITE		703	17	2%	720
BALDWIN PEDIATRICS	1	685	33	5%	719
FORT MYERS INTERNAL MEDICINE, LLC		650	69	10%	719
EDEN SPRINGS NURSING AND REHAB CENTER		605	112	16%	717
MANOR PINES CONVALESCENT CENTER LLC	1	693	23	3%	717
PEDIATRICS IN BREVARD PA		650	67	9%	717
SUWANNEE HEALTH AND REHABILITATION CENTER		708	5	1%	713
EMED LABS, LLC	3	688	19	3%	710
CARE ONE OF FLORIDA	1	526	183	26%	710
VETERANS AFFAIRS MEDICAL CENTER	1	45	663	94%	709
DIAMOND RIDGE HEALTH AND REHABILITATION		673	36	5%	709

COVID-19: testing by laboratory

Data through May 8, 2021 verified as of May 9, 2021 at 09:25 AM

Data in this report are provisional and subject to change.

The numbers in the table below represent the number of Florida and non-Florida residents for whom test results were received by the Department of Health. A person can be tested by more than one laboratory and can have both positive and negative results. **Therefore, the sum of the numbers in each column will be larger than the total number of people tested.**

Reporting lab	Inconclusive	Negative	Positive	Percent positive	Total
JOHN KNOX VILLAGE HEALTH CENTER		677	31	4%	708
GRAND COURT TAMPA		702	4	1%	706
HEARTLAND PEDIATRICS OF LAKE WALES		633	73	10%	706
NCH HEALTHCARE SYSTEM MICROBIOLOGY LAB		2	702	100%	704
MEDONE URGENT CARE AT ST. AUGUSTINE		250	453	64%	703
NCH HEALTHCARE BONITA		557	145	21%	702
CHILDRENS CLINIC WEST FLORIDA PEDIATRICS		645	55	8%	700
Signature HealthCare Center of Waterford		663	37	5%	700
PREMIER MEDICAL LABORATORY SERVICES	2	468	225	32%	695
EMERALD SHORES HEALTH AND REHABILITATION		592	102	15%	694
MAYFLOWER ASSISTED LIVING		687	7	1%	694
CLIFFORD CHESTER SIMS STATE VETERANS		680	13	2%	693
HOLMES REGIONAL MEDICAL CENTER		11	678	98%	689
BAPTIST PRIMARY CARE	2	558	127	18%	687
MEDICAL FP - WHOLE FAMILY HEALTH CENTER		565	120	18%	685
NATURE COAST MEDICAL GROUP		563	122	18%	685
OCALA FAMILY MEDICAL CENTER INC	2	593	88	13%	683
VITAS HEALTHCARE CORP OF CENTRAL FL		656	26	4%	682
SOUTHERN LABORATORY SERVICES OF NWF		643	38	6%	681
PHYSICIANS PRIMARY CARE OF SOUTHWEST FLORIDA	1	650	29	4%	680
QUALITOX LABORATORIES		488	188	28%	676
SIGNATURE HEALTHCARE OF BROOKWOOD GARDENS		664	11	2%	675
TREE HOUSE PEDIATRICS PLLC		606	68	10%	674
MINI ER ADULT AND PEDIATRIC URGENT CARE		574	98	15%	672
ADVENT HEALTH - WESTCHASE ER		582	87	13%	669
GOLDEN GLADES NURSING & REHABILITATION CTR		646	22	3%	668
CLEWISTON NURSING AND REHABILITATION CENTER		653	14	2%	667
SHORE ACRES CARE CENTER		626	40	6%	666
FLORIDA HOSPITAL WAUCHULA		505	159	24%	664
QUOTIENT SCIENCES		639	23	3%	662
ST JOHN'S NURSING CENTER		637	25	4%	662
LIFE CARE CENTER OF HILLIARD		640	22	3%	662
PALM GARDEN OF TAMPA		630	32	5%	662
Plantation Bay Rehabilitation Center		638	24	4%	662
AMERICA'S PHARMACY LLC		576	81	12%	657
MICHAEL A MIDDLETON MD PA		624	32	5%	656
WILLOW BROOKE COURT AT INDIAN RIVER ESTATES		611	45	7%	656
NSPIRE HEALTHCARE MIAMI LAKES	8	633	15	2%	656
POINT OF CARE TESTING SITE		630	26	4%	656
AFC URGENT CARE		227	428	65%	655
NAPLES CHILDREN'S URGENT CARE		573	79	12%	652
HMA SANTA ROSA MEDICAL CENTER LLC DBA		529	123	19%	652
MAVERICK LABS		461	190	29%	651
MID-FLORIDA PATHOLOGY		481	167	26%	648
PALM BEACH COUNTY FIREFIGHTERS HEALTH CLINIC, LLC		550	96	15%	646
SABAL PALMS HEALTH AND REHAB		585	57	9%	642

COVID-19: testing by laboratory

Data through May 8, 2021 verified as of May 9, 2021 at 09:25 AM

Data in this report are provisional and subject to change.

The numbers in the table below represent the number of Florida and non-Florida residents for whom test results were received by the Department of Health. A person can be tested by more than one laboratory and can have both positive and negative results. **Therefore, the sum of the numbers in each column will be larger than the total number of people tested.**

Reporting lab	Inconclusive	Negative	Positive	Percent positive	Total
FHMG FLORIDA HOSPITAL MEDICAL GROUP		595	46	7%	641
VETERANS AFFAIRS MEDICAL CENTER - JAMES A HALEY			636	100%	636
SAINTS 120 LLC	1	600	34	5%	635
CHILDRENS MEDICAL ASSOCIATION PA		564	69	11%	633
BALDOMERO LOPEZ STATE VETERANS NURSING HOME	2	623	6	1%	631
ADVENTHEALTH MEDICAL GROUP PROMPT CAR	1	465	165	26%	631
PHYSICIANS PRIMARY CARE LAB	1	552	77	12%	630
ADVENT HEALTH - TIMBERRIDGE ER		537	92	15%	629
PRINCIPLE LABORATORY	8	605	16	3%	629
SOLARIS HEALTHCARE LAKE CITY		524	103	16%	627
HARBOUR HEALTH CENTER		609	18	3%	627
MANOR CARE NURSING CENTER OF SARASOTA FL LLC		537	87	14%	624
CONSULATE HEALTHCARE OF VERO BEACH	14	527	83	13%	624
EXPRESS URGENT CARE LLC		1	622	100%	623
CONTINENTAL CLINICAL RESEARCH, LLC		547	75	12%	622
AFC URGENT CARE FAMILY CARE			621	100%	621
SEBASTIAN RIVER MEDICAL CENTER	3	441	177	29%	621
VILLA MARIA NURSING & REHAB CENTER INC	1	600	17	3%	618
DAVITA LABS	4	613	1	0%	618
INTERNAL MEDICINE & PEDIATRICS OF TAMPA BAY PA		537	79	13%	616
ADDINGTON PLACE AT WELLINGTON GREEN		605	11	2%	616
FLORIDA DEPARTMENT OF HEALTH IN CALHOUN COUNTY		472	141	23%	613
THERADOC		152	459	75%	611
HOLY CROSS HOSPITAL		12	598	98%	610
PALM GARDEN OF ORLANDO		576	34	6%	610
WELL-BEING MEDICAL CENTER PLLC		552	58	10%	610
PALMETTO FAMILY HEALTHCARE	1	398	209	34%	608
PIONEER CLINICAL LAB LLC		495	109	18%	604
FLORIDA HOSPITAL MEDICAL GROUP		350	254	42%	604
HEALTH CENTER AT BRENTWOOD	1	553	47	8%	601
PATIENTS FIRST - MAHAN DRIVE		164	436	73%	600
DASCENA, INC	3	537	60	10%	600
MANOR OAKS NURSING & REHAB CENTER	5	592	2	0%	599
PALM GARDEN OF OCALA		497	101	17%	598
AFC URGENT CARE SEMINOLE	1		597	100%	598
FOUNTAIN MANOR HEALTH AND REHAB CENTER	1	572	21	4%	594
URGENT CARE EXPRESS LLC		235	358	60%	593
UNIVERSITY OF TAMPA INC, THE		572	21	4%	593
BROOKDALE FORT MYERS CYPRESS LAKE		590	2	0%	592
HOPE HOSPICE AND COMMUNITY SERVICES INC	14	557	21	4%	592
NEW YORK HOSPITAL LABORATORIES	1	571	16	3%	588
SHORELINE PHYSICIAN GROUP		364	223	38%	587
The Manor at Blue Water Bay		524	63	11%	587
DOH - INDIAN RIVER		487	99	17%	586
HOSPICE OF THE FLORIDA SUNCOAST, THE		575	9	2%	584
ANCIENT CITY PEDIATRICS	1	550	25	4%	576

COVID-19: testing by laboratory

Data through May 8, 2021 verified as of May 9, 2021 at 09:25 AM

Data in this report are provisional and subject to change.

The numbers in the table below represent the number of Florida and non-Florida residents for whom test results were received by the Department of Health. A person can be tested by more than one laboratory and can have both positive and negative results. **Therefore, the sum of the numbers in each column will be larger than the total number of people tested.**

Reporting lab	Inconclusive	Negative	Positive	Percent positive	Total
AFC URGENT CARE TYRONE		4	572	99%	576
FLORIDA HOSPITAL HEARTLAND MED CTR LAKE PLACID		454	121	21%	575
LAUDERDALE NURSING CENTER LLC	1	555	19	3%	575
MEDICAL VB		451	121	21%	572
TENNESSEE DOH - NASHVILLE	2	504	66	12%	572
PREMIER MEDICAL CENTER LLC	11	530	28	5%	569
WEST GABLES HEALTH CARE CENTER		558	11	2%	569
SUNSHINE URGENT CARE LLC		415	154	27%	569
ECCOLAB GROUP	1	148	419	74%	568
NURSING PLUS OF BROWARD LLC	1	540	23	4%	564
ORLANDO ORTHOPAEDIC OUTPATIENT SURGERY CENTER LLC		558	4	1%	562
DBI HEALTH INC		546	16	3%	562
ARCPPOINTS LABS		490	71	13%	561
NEMOURS CHILDERN'S HOSPITAL		453	108	19%	561
PLANT CITY PEDIATRICS	1	448	111	20%	560
RICARDO NAVARRO DO PA		474	85	15%	559
MEMORIAL PEMBROKE 24/7 CARE CENTER		430	128	23%	558
PALM GARDEN OF JACKSONVILLE	2	475	80	14%	557
BENTON PEDIATRICS INC		499	58	10%	557
BODYK		545	11	2%	556
VETERANS AFFAIRS MEDICAL CENTER - BAY PINES		19	536	97%	555
CONSULATE HEALTH CARE OF BAYONET POINT	4	535	14	3%	553
VETERANS AFFAIRS MEDICAL CENTER - GAINESVILLE		3	550	99%	553
The Sands at South Beach		549	4	1%	553
RIVER GARDEN HEBREW HOME FOR THE AGED		495	57	10%	552
FIRST CHOICE PEDIATRICS		435	117	21%	552
CITRUS NURSING CENTER LLC		505	47	9%	552
BROWARD PARTNERSHIP	6	536	8	1%	550
PORT SAINT LUCIE HOSPITAL		539	10	2%	549
EXPERTUS LABORATORIES INC		448	100	18%	548
INNOVATIVE GENOMICS, LLC	6	499	43	8%	548
THE PALACE AT HOMESTEAD	1	526	21	4%	548
CHAUTAUQUA REHABILITATION AND NURSING CENTER		535	12	2%	547
BAPTIST PRIMARY CARE, INC		516	31	6%	547
PALM GARDEN OF WINTER HAVEN	3	528	16	3%	547
VITAE DIAGNOSTICS		534	13	2%	547
Good Samaritan Society Kissimmee Village		481	66	12%	547
NCF DIAGNOSTICS & DNA TECHNOLOGIES	15	213	318	58%	546
PEDIATRIC ASSOCIATES OF OCALA PA		503	42	8%	545
LIFE CARE CENTER OF WINTER HAVEN		525	20	4%	545
BONIFAY NURSING AND REHAB CENTER		512	33	6%	545
COASTAL URGENT CARE		428	116	21%	544
DOCTORS CENTER,THE		432	111	20%	543
Solaris Healthcare Daytona	2	491	49	9%	542
DIGNITY HEALING, LLC		523	19	4%	542
HERON POINTE HEALTH AND REHABILITATION	1	536	3	1%	540

COVID-19: testing by laboratory

Data through May 8, 2021 verified as of May 9, 2021 at 09:25 AM

Data in this report are provisional and subject to change.

The numbers in the table below represent the number of Florida and non-Florida residents for whom test results were received by the Department of Health. A person can be tested by more than one laboratory and can have both positive and negative results. **Therefore, the sum of the numbers in each column will be larger than the total number of people tested.**

Reporting lab	Inconclusive	Negative	Positive	Percent positive	Total
NORTH FLORIDA REHABILITATION & SPECIALTY CARE☐		531	9	2%	540
PEDIATRICS BY THE SEA		507	31	6%	538
ENCOMPASS HEALTH REHABILITATION HOSPITAL OF SUNRISE	8	522	8	1%	538
JACKSON MEMORIAL LONG TERM CARE CENTER		504	34	6%	538
GANDY CROSSING CARE CENTER	1	518	18	3%	537
FLOMEDILAB		301	236	44%	537
STEWART SEBASTIAN RIVER MEDICAL CENTER		478	57	11%	535
FLORIDA STATE HOSPITAL CLINICAL LABORATORY		530	3	1%	533
SANDBAY URGENT CARE		433	100	19%	533
LIFE CARE CENTER OF PALM BAY☐		505	28	5%	533
JAMES A HALEY VETERANS HOSPITAL		1	532	100%	533
MANOR AT CARPENTERS		500	32	6%	532
JACKSON MEMORIAL PERDUE MEDICAL CENTER		501	29	5%	530
ORLANDO HEALTH CENTER FOR REHABILITATION		514	15	3%	529
CARENOW	2	293	233	44%	528
MEDICAL CENTER CLINIC-IMMEDIATE CARE	1	423	104	20%	528
MED FAST URGENT CARE CENTER		260	268	51%	528
MAGNOLIA FAMILY URGENT CARE		479	48	9%	527
PENSACOLA PEDIATRICS MILTON		468	58	11%	526
THE VILLAGES REGIONAL HOSPITAL FREESTANDING		477	49	9%	526
FLORIDA DEPARTMENT OF HEALTH CLAY COUNTY	1	424	101	19%	526
BROOKSVILLE HEALTHCARE CENTER LLC☐		511	15	3%	526
ORLANDO VA MEDICAL CENTER		2	523	100%	525
Solaris HealthCare Windermere		491	33	6%	524
Palm Garden of Largo		520	4	1%	524
KINDRED HOSPITAL	10	492	22	4%	524
TRINITY REGIONAL REHAB CENTER		494	30	6%	524
WHITE-WILSON MEDICAL CENTER - NICEVILLE		473	50	10%	523
LORI MCAULIFFE MD PA		476	47	9%	523
HILLCREST HEALTH CARE & REHABILITATION CENTER	3	504	15	3%	522
ST CLOUD REGIONAL MEDICAL CENTER CLINICAL LAB		394	127	24%	521
NEW PLANT CITY FAMILY CARE	1	288	232	45%	521
MEMPHIS PATHOLOGY LABORATORY	5	492	24	5%	521
SUSANNA WESLEY HEALTH CENTER		483	37	7%	520
LITTLE PINE PEDIATRICS PLLC	3	455	61	12%	519
SOLARIS HEALTHCARE OSCEOLA		494	25	5%	519
CLERMONT HEALTH AND REHABILITATION CENTER		486	33	6%	519
ENZO CLINICAL LABS INC	3	490	26	5%	519
MIDWAY SPECIALTY CARE CENTER	3	401	114	22%	518
PARKLANDS FACILITY INC	4	469	42	8%	515
MEDFAST URGENT CARE CENTERS		231	283	55%	514
STARKE FAMILY MEDICAL CENTER		418	95	19%	513
PW WINDERMERE SUBTENANT LLC		510	3	1%	513
PINES OF SARASOTA		504	9	2%	513
ATLANTIC SHORES NURSING AND REHAB CENTER	1	499	12	2%	512
Ocala Health and Rehabilitation Center		487	23	5%	510

COVID-19: testing by laboratory

Data through May 8, 2021 verified as of May 9, 2021 at 09:25 AM

Data in this report are provisional and subject to change.

The numbers in the table below represent the number of Florida and non-Florida residents for whom test results were received by the Department of Health. A person can be tested by more than one laboratory and can have both positive and negative results. **Therefore, the sum of the numbers in each column will be larger than the total number of people tested.**

Reporting lab	Inconclusive	Negative	Positive	Percent positive	Total
TIDEWELL HOSPICE INC	2	497	7	1%	506
ASSOCIATESMD MEDICAL GROUP INC		432	74	15%	506
FLO-MEDILAB SERVICES LLC		195	311	61%	506
MEDIPATH		70	435	86%	505
ASCEND CLINICAL	7	415	82	16%	504
PARTICLE THEORY LABS		479	25	5%	504
EMERALD COAST PEDIATRICS & ADOL		439	65	13%	504
UNIVERSITY OF CENTRAL FLORIDA HEALTH SERVICES		483	21	4%	504
LA MER NH LLC		495	8	2%	503
NEW YORK PRESBYTERIAN - CUMC CLINICAL		481	20	4%	501
CLINICAL PATHOLOGY LABS		388	112	22%	500
THE SPRINGS AT BOCA CIEGA BAY		489	11	2%	500
MOOSEHAVEN HEALTH CENTER		454	45	9%	499
FAIRWAY OAKS CENTER LLC	6	487	6	1%	499
NORTH FLORIDA RETIREMENT VILLAGE		494	4	1%	498
GOOD SAMARITAN CENTER		494	3	1%	497
Cypress Cove Care Center		396	101	20%	497
Darcy Hall Of Life Care		481	14	3%	495
VITAS LUTHERAN TOWERS INPATIENT PROGRAM		429	65	13%	494
BHA TITUSVILLE CLINIC		458	35	7%	493
VITAS HEALTHCARE CORPORATION		487	5	1%	492
Consulate Health Care of North Fort Myers		479	13	3%	492
SOLARIS HEALTHCARE MERRITT ISLAND		431	61	12%	492
NAIA		490	1	0%	491
METROPOLITAN HOSPITAL CENTER		483	8	2%	491
Quest Diag Unspecifd	1	326	164	33%	491
AMBULATORY SURGERY CENTER OF BOCA RATON LTD		485	4	1%	489
OKEECHOBEE COUNTY HEALTH DEPT	1	358	128	26%	487
WIMAUMA COMMUNITY HEALTH CENTER		405	81	17%	486
EPN URGENT CARE		83	403	83%	486
Parkview Rehabilitation Center at Winter Park		476	10	2%	486
Life Care Center of Punta Gorda	1	469	15	3%	485
TUSKAWILLA NURSING AND REHAB CENTER	2	475	8	2%	485
AMEERAH LABS, LLC	2	394	89	18%	485
GEORGIA PUBLIC HEALTH LABORATORY		452	33	7%	485
Williston Care Center		421	63	13%	484
ELLENTON PEDIATRICS		465	19	4%	484
FLETCHER HEALTH AND REHABILITATION CENTER		479	3	1%	482
HARTS HARBOR HEALTH CARE CENTER		457	24	5%	481
Heartland Healthcare of Ft. Myers	1	477	3	1%	481
Colonial Lakes Health Care		434	46	10%	480
SOLARIS HEALTHCARE BAYONET POINT		458	21	4%	479
PALM BEACH PEDIATRICS PA	2	416	61	13%	479
BOULEVARD REHABILITATION CENTER		462	16	3%	478
VILLAGE DOCTORS OF KEYSTONE		380	98	21%	478
Manatee Springs Rehabilitation and Nursing Center		458	20	4%	478

COVID-19: testing by laboratory

Data through May 8, 2021 verified as of May 9, 2021 at 09:25 AM

Data in this report are provisional and subject to change.

The numbers in the table below represent the number of Florida and non-Florida residents for whom test results were received by the Department of Health. A person can be tested by more than one laboratory and can have both positive and negative results. **Therefore, the sum of the numbers in each column will be larger than the total number of people tested.**

Reporting lab	Inconclusive	Negative	Positive	Percent positive	Total
AZALEA TRACE PHYSICIAN SERVICES		470	7	1%	477
NAVAL HOSPITAL - JACKSONVILLE		137	340	71%	477
MOBILE MEDICAL ASSOCIATES PL	17	408	52	11%	477
HEALTHY STEPS PEDIATRICS		424	52	11%	476
ADVENTHEALTH EXPRESS CARE AT WALGREENS 49TH STREET		405	71	15%	476
MEDSCAN LABORATORY INC	1	256	218	46%	475
Santa Rosa Center for Rehabilitation and Healing		402	71	15%	473
Q ANSWER LAB	1	412	59	13%	472
NTD_EUROFINS_AIMS		429	40	9%	469
FAMILY CARE PARTNERS OF NORTHEAST FLORIDA LLC		390	79	17%	469
MANOR CARE OF BOYNTON BEACH LLC		444	24	5%	468
FAMILY EXPRESS URGENT CARE		5	462	99%	467
ABBEE DELRAY		461	6	1%	467
MANORCARE HEALTH SERVICES - VENICE		410	56	12%	466
BROOKDALE PALMER RANCH	1	407	57	12%	465
UNIVERSITY OF TAMPA STUDENT HEALTH AND SHC CLINICAL LABORATORY		297	168	36%	465
University Crossing		463	2	0%	465
LIFE HOPE LABS, LLC		449	15	3%	464
HOLISTIX TREATMENT CENTERS		452	10	2%	462
THE PALACE MANAGEMENT - THE PALACE AT CORAL GABLES		458	3	1%	461
HEALTHWORKS MED GROUP OF FLORIDA PA	3	447	9	2%	459
PALM GARDEN OF WEST PALM BEACH	4	439	16	3%	459
AYERS HEALTH & REHABILITATION CENTER		451	7	2%	458
SEASIDE HEALTH AND REHABILITATION CENTER		397	61	13%	458
TREASURE COAST COMMUNITY HEALTH	3	378	75	16%	456
SAMANTHA WILSON CARE CENTER	4	441	11	2%	456
INDIAN RIVER CTR, LLC		403	52	11%	455
CLARIDGE HOUSE NURSING CENTER		437	18	4%	455
ST PETERSBURG PEDIATRICS-SEMINOLE BLVD		381	73	16%	454
ROLLINS COLLEGE WELLNESS CENTER		130	321	71%	451
ORCHARD PARK HEALTH & REHABILITATION		445	6	1%	451
ONESTOP MEDICAL AND URGENT CARE LLC		393	58	13%	451
ST PETERSBURG PEDIATRICS-PARK BLVD		409	42	9%	451
PRO HEALTH		202	248	55%	450
ST ANDREWS BAY SKILLED NURSING &		389	61	14%	450
PEDIATRIC HEALTH CARE ALLIANCE, PA		405	43	10%	448
HARDEE COUNTY HEALTH DEPARTMENT		364	84	19%	448
SMA SPECIALTY MEDICAL LAB		120	327	73%	447
BLOUNTSTOWN REHABILITATION CENTER LLC		338	108	24%	446
DIAMOND RIDGE HEALTH AND REHABILITATION CENTER		424	22	5%	446
Bayside Care Center	1	423	20	5%	444
NATIONS BEST FAMILY HEALTH CARE		259	184	42%	443
EMERITUS AT NAPLES	2	439	1	0%	442
RENAISSANCE AT THE TERRACES		432	8	2%	440
BAPTIST HEALTH URGENT CARE AT PLANTATION		372	68	15%	440
WATERMARK LAKE POINTE WOODS LLC		422	18	4%	440

COVID-19: testing by laboratory

Data through May 8, 2021 verified as of May 9, 2021 at 09:25 AM

Data in this report are provisional and subject to change.

The numbers in the table below represent the number of Florida and non-Florida residents for whom test results were received by the Department of Health. A person can be tested by more than one laboratory and can have both positive and negative results. **Therefore, the sum of the numbers in each column will be larger than the total number of people tested.**

Reporting lab	Inconclusive	Negative	Positive	Percent positive	Total
MARION AND BERNARD L SAMSON NURSING CENTER		435	4	1%	439
BROOKDALE LAKE TAVARES		431	8	2%	439
ABBOTT DIAGNOSTICS		409	28	6%	437
Bardmoor Oaks Healthcare and Rehabilitation Center		422	14	3%	436
AVANTE AT OCALA INC	5	400	31	7%	436
ORCHARD RIDGE CARE AND REHABILITATION CENTER		414	19	4%	433
APP-UNIPATH, LLC	2	416	15	3%	433
TAMARAC REHABILITATION & HEALTH CENTER		426	6	1%	432
Destin Healthcare and Rehabilitation Center	1	391	40	9%	432
DIAGNOSTIC & CLINICAL CARE SERVICES INC DBA		346	85	20%	431
FLORIDA DEPT OF HEALTH IN BREVARD COUNTY	3	364	63	15%	430
AVECINA MEDICAL JULINGTON	1	240	189	44%	430
WALGREENS 3173		392	37	9%	429
PENSACOLA PEDIATRICS, PA		408	19	4%	427
PruittHealth Panama City	1	362	64	15%	427
FLORIDA HEART & VASCULAR MULTISPECIALTY GROUP PA		325	102	24%	427
RITECARE MEDICAL CENTER		337	90	21%	427
SUNLAND MARIANNA COX MEDICAL CENTER		381	43	10%	424
FLORIDA DEPARTMENT OF HEALTH IN LIBERTY COUNTY	3	324	97	23%	424
HCSO OCCUPATIONAL HEALTH AND WELLNESS CENTER		341	83	20%	424
SUN COUNTRY PEDIATRICS PLLC	9	378	37	9%	424
PALMS OF SEBRING		385	38	9%	423
BAPTIST PRIMARY CARE INC	1	395	27	6%	423
CHEEK AND SCOTT DRUGS INC		350	71	17%	421
LEHIGH REGIONAL MEDICAL CENTER LAB	2	372	47	11%	421
GARCIA CLINICAL LABORATORY		28	392	93%	420
Solaris Healthcare Lake Benet		382	38	9%	420
BAY VILLAGE OF SARASOTA INC		417	3	1%	420
SABAL DIRECT PRIMARY CARE, PA		336	83	20%	419
Life Care Center of Ocala		349	70	17%	419
BRIDGEWATER PARK HEALTH AND REHAB	3	379	34	8%	416
Bay Breeze Senior Living and Rehabilitation Center		363	53	13%	416
HEALTH CENTRAL PARK		349	67	16%	416
MINUTECLINIC LLC #3671		371	45	11%	416
HEALTH PARK CARE CENTER		407	7	2%	414
FLORIDA DEPARTMENT OF HEALTH		361	53	13%	414
Timberridge Center for Rehabilitation and Healing		378	35	8%	413
LIFE CARE PONTE VEDRA INC		400	12	3%	412
PEACHTREE IMMEDIATE CARE		345	65	16%	410
BAYSHORE DIAGNOSTICS		362	46	11%	408
TIDE LABORATORIES		362	45	11%	407
UR MEDICINE LABS- CENTRAL LABORATORY		379	26	6%	405
MY HEALTHY BLUEPRINT BY BAPTIST HEALTH CARE		336	68	17%	404
ELMCROFT PINECREST	1	376	27	7%	404
TRI-COUNTY NURSING AND REHABILITATION CENTER INC		389	15	4%	404
The Care Center at Pinellas Park	1	388	14	3%	403

COVID-19: testing by laboratory

Data through May 8, 2021 verified as of May 9, 2021 at 09:25 AM

Data in this report are provisional and subject to change.

The numbers in the table below represent the number of Florida and non-Florida residents for whom test results were received by the Department of Health. A person can be tested by more than one laboratory and can have both positive and negative results. **Therefore, the sum of the numbers in each column will be larger than the total number of people tested.**

Reporting lab	Inconclusive	Negative	Positive	Percent positive	Total
SPECIALTY HEALTH AND REHABILITATION CENTER		375	25	6%	400
HARDEE MANOR HEALTH CARE CENTER	1	394	4	1%	399
Solaris Healthcare Coconut Creek		389	10	3%	399
Vi at Lakeside Village Skilled Nursing		384	15	4%	399
ARCPPOINT LABS OF ST PETERSBURG		308	91	23%	399
MEDFAST URGENT CARE CENTER		167	231	58%	398
HENDRY REGIONAL MEDICAL CENTER		115	283	71%	398
LUIS A GHIGLINO MD PA		386	12	3%	398
ADVENTHEALTH EXPRESS CARE AT		326	72	18%	398
OCEAN VIEW NURSING AND REHAB CENTER		375	22	6%	397
ROSEWOOD HEALTH AND REHABILITATION CENTER		370	27	7%	397
LASER & SURGERY CENTER OF THE PALM BEACHES□		394	2	1%	396
NAPHCARE, INC AT MANATEE COUNTY JAIL		369	26	7%	395
PALMS REHABILITATION AND HEALTHCARE CENTER		355	40	10%	395
MINI ER AND URGENT CARE		289	105	27%	394
EXCEL PEDIATRICS		336	58	15%	394
MADISON FACILITY INC		385	7	2%	392
Coastal Health and Rehabilitation Center		380	12	3%	392
BARTON HEALTH ALLIANCE	3	342	47	12%	392
CLINICAL LABS OF HAWAII		388	4	1%	392
BAPTIST HEALTH SOUTH FLORIDA - WEST BOCA URGENT CARE		326	66	17%	392
Life Care Center at Inverrary		381	10	3%	391
SIGNATURE HEALTHCARE OF NORTH FLORIDA		387	4	1%	391
AVANTE AT MT DORA		381	8	2%	389
BARBER		13	376	97%	389
MANORCARE AT LELY PALMS		382	7	2%	389
Stacey Health Care Centers Inc. dba Riverside Care Center		358	30	8%	388
JACKSONVILLE KIDS PEDIATRICS, PLLC		353	35	9%	388
SERENADES IN THE VILLAGES		333	53	14%	386
ADVANCED AMBULATORY SURGERY CENTER		372	14	4%	386
SEA BREEZE REHAB AND NURSING CENTER□		376	9	2%	385
BOCA BIOLISTICS REFERENCE LABORATORY	3	254	127	33%	384
VILLAGE DOCTORS FAMILY MEDICAL CENTER OF		316	68	18%	384
FAMILY MEDICAL CARE OF PALM BEACH		280	104	27%	384
AVON PARK PEDIATRICS INC	3	341	40	10%	384
CORAL TRACE HEALTH CARE□	2	377	5	1%	384
BAYFRONT MEDICAL		335	47	12%	382
BROOKDALE PADDOCK HILLS	2	378	2	1%	382
ST CATHERINE'S WEST REHABILITATION HOSPITAL		369	13	3%	382
PEDIATRICS IN BREVARD PA- ROCKLEDGE		333	47	12%	380
COLLIER COUNTY JAIL		377	2	1%	379
TRENTON MEDICAL CENTER INC DBA PALMS MEDICAL GROUP	4	282	93	25%	379
BEAR CREEK NURSING CENTER		373	5	1%	378
ACCESS MEDICAL CENTER	1	344	33	9%	378
VILLAGE PLACE NH LLC□		336	42	11%	378
ARCPPOINT LABS OF SARASOTA MANATEE		295	83	22%	378

COVID-19: testing by laboratory

Data through May 8, 2021 verified as of May 9, 2021 at 09:25 AM

Data in this report are provisional and subject to change.

The numbers in the table below represent the number of Florida and non-Florida residents for whom test results were received by the Department of Health. A person can be tested by more than one laboratory and can have both positive and negative results. **Therefore, the sum of the numbers in each column will be larger than the total number of people tested.**

Reporting lab	Inconclusive	Negative	Positive	Percent positive	Total
COMMUNITY HEALTH AND REHABILITATION CENTER		314	63	17%	377
VETERANS AFFAIRS MEDICAL CENTER - LAKE CITY		52	325	86%	377
24/7 PEDIATRIC CARE CENTERS INC		356	21	6%	377
KISSIMMEE FACILITY OPERATIONS LLC		352	24	6%	376
BAYA PHARMACY WEST		8	368	98%	376
SOLARIS HEALTHCARE PARKWAY	2	355	19	5%	376
FAIR HAVENS CENTER, OPCO		368	7	2%	375
PORT CHARLOTTE HMA		334	41	11%	375
COLOR GENOMICS, INC.	4	365	6	2%	375
GENETIC TECHNOLOGICAL INNOVATIONS, LLC		361	13	3%	374
SPRINGTREE REHAB & HEALTH CARE CENTER		350	24	6%	374
REHABILITATION CENTER OF LAKE CITY, THE		343	30	8%	373
EPWORTH VILLAGE RETIREMENT COMMUNITY		367	6	2%	373
JACKSONVILLE VA UNIVERSITY OPC	4	357	12	3%	373
OCEAN BIOSCIENCES		363	10	3%	373
HAINES CITY REHABILITATION AND NURSING CENTER		349	24	6%	373
FL HUD DESTIN, LLC D/B/A GRAND BOULEVARD HEALTH		334	39	10%	373
SANFORD LABORATORIES		333	39	10%	372
MANOR CARE OF NAPLES FL LLC		366	6	2%	372
SUNCOAST URGENT CARE		281	91	24%	372
ELMHURST HOSPITAL CENTER	1	338	32	9%	371
MACDILL AIR FORCE BASE		330	41	11%	371
URGENT CARE BETHESDA	1	318	52	14%	371
LIFE BRITE	4	349	18	5%	371
INFORM DIAGNOSTICS		361	9	2%	370
Palmetto Subacute Care Center		358	11	3%	369
ADVENT HEALTH - TAMPA		148	221	60%	369
LAKE EUSTIS HEALTH AND REHABILITATION CENTER		360	8	2%	368
HOLISTIC PEDIATRICS GROUP LLC		343	25	7%	368
BAYA POINTE NURSING AND REHABILITATION		285	83	23%	368
Solaris HealthCare Imperial		360	8	2%	368
HOLIDAY CVS LLC DBA CVS/PHARMACY #0440		350	16	4%	366
ST JOSEPH'S HOSPITAL LABORATORY		2	364	99%	366
TAVARES PEDIATRICS		306	59	16%	365
EHEALTHSCREENINGS, LLC		365			365
ENCOMPASS HEALTH REHABILITATION OF SEA PINES		363	1	0%	364
ESTERO ISLAND MEDICAL CENTER		288	76	21%	364
FAMILY CARE PARTNERS OF NE FLORIDA LLC		289	75	21%	364
HOLLEY NAVARRE MEDICAL CLINIC		280	83	23%	363
RIVERS FAMILY MEDICINE PA		275	87	24%	362
RAPID RELIABLE TESTING NY LLC		346	12	3%	358
CITY OF PORT SAINT LUCIE		333	24	7%	357
ARGO SENIOR LIVING AT HAVERHILL		336	21	6%	357
AVANTE AT LEESBURG INC		352	5	1%	357
SOUTHWEST ORLANDO FAMILY MEDICINE, PL		296	60	17%	356
Marshall Health and Rehabilitation Center		307	49	14%	356

COVID-19: testing by laboratory

Data through May 8, 2021 verified as of May 9, 2021 at 09:25 AM

Data in this report are provisional and subject to change.

The numbers in the table below represent the number of Florida and non-Florida residents for whom test results were received by the Department of Health. A person can be tested by more than one laboratory and can have both positive and negative results. **Therefore, the sum of the numbers in each column will be larger than the total number of people tested.**

Reporting lab	Inconclusive	Negative	Positive	Percent positive	Total
AVENTURA REHAB AND NURSING CENTER		338	17	5%	355
The Grove Health and Rehabilitation		331	24	7%	355
Surrey Place Healthcare and Rehabilitation		350	2	1%	352
VILLAGE AT VIENNA SQUARE,THE	6	329	17	5%	352
KEY WEST HEALTH AND REHAB	1	343	8	2%	352
FOUNTAIN INN NURSING & REHABILITATION CTR, INC		346	6	2%	352
MY CLINICAL LAB		223	129	37%	352
CORAL BAY HEALTHCARE AND REHABILITATION	1	338	12	3%	351
FLORIDA KEYS PEDIATRICS & ADOLESCENT CENTER		333	18	5%	351
HOSPICE OF LAKE & SUMTER INC	1	337	10	3%	348
HEALTH DESIGNS		332	14	4%	346
Avante at St Cloud, Inc.		335	11	3%	346
SELECT REFERENCE LABORATORIES, LLC	1	333	12	3%	346
USAFSAM/PHE		175	170	49%	345
EAST RIDGE RETIREMENT VILLAGE		341	3	1%	344
Concordia Village of Tampa AL		339	5	1%	344
FLORIDA HEALTH CARE PLANS			344	100%	344
LabCorp (Non-Interfaced)	2	131	210	61%	343
POMPANO REHABILITATION AND NURSING CTR		338	5	1%	343
WILLISTON PEDIATRICS PA	1	301	41	12%	343
ADVENT HEALTH CENTRA CARE - PALM COAST		80	262	77%	342
JACKSON PLAZA NURSING & REHAB CENTER	6	327	9	3%	342
FRICKS PHARMACY		279	63	18%	342
REGENTS PARK OF BOCA RATON		337	5	1%	342
AFTER HOURS PEDIATRICS INC	1	1	339	99%	341
CRYSTAL RIVER HEALTH & REHAB		337	4	1%	341
CRONOS CLINICAL LABORATORY	22	227	91	27%	340
CYPRESS COVE		332	8	2%	340
DEPARTMENT OF HEALTH BUREAU OF FAMILY		330	9	3%	339
RULEME CENTER	2	306	30	9%	338
MEDICAL CENTER AT OCEAN REEF,THE		321	17	5%	338
MACCLENNY NURSING AND REHAB		320	18	5%	338
SIGNATURE HEALTHCARE AT THE COURTYARD		291	47	14%	338
CONCIMED LLC		305	33	10%	338
FIRST CHOICE PEDIATRICS INC		298	39	12%	337
SUNRISE DIAGNOSTIC LABORATORY		282	53	16%	335
KENNEDY PAIN CLINIC GROUP LLC		301	34	10%	335
LODGE HEALTH AND REHABILITATION CENTER, THE		302	33	10%	335
MIAMI CEREBRAL PALSY RESIDENTIAL		334	1	0%	335
ST JUDE CHILDREN'S RESEARCH HOSPITAL		319	15	4%	334
PHYSICIANS REGIONAL WALK-IN		196	138	41%	334
APOLLO HEALTH & REHABILITATION		327	7	2%	334
AMERICAN FINNISH NURSING HOME	2	323	8	2%	333
Life Care Center at Wells Crossing		309	24	7%	333
GOOD SAMARITAN SOCIETY-DAYTONA		312	21	6%	333
ST LUCIE EMPLOYEE HEALTH & WELLNESS CENTER		321	12	4%	333

COVID-19: testing by laboratory

Data through May 8, 2021 verified as of May 9, 2021 at 09:25 AM

Data in this report are provisional and subject to change.

The numbers in the table below represent the number of Florida and non-Florida residents for whom test results were received by the Department of Health. A person can be tested by more than one laboratory and can have both positive and negative results. **Therefore, the sum of the numbers in each column will be larger than the total number of people tested.**

Reporting lab	Inconclusive	Negative	Positive	Percent positive	Total
NORTH PINELLAS STATMED QUICK QUALITY CLINICS		236	97	29%	333
ROSEN MEDICAL CENTER		287	44	13%	331
DELTONA HEALTH CARE		307	24	7%	331
EDGEWATER AT WATERMAN VILLAGE,THE		315	16	5%	331
Avante at Inverness		327	3	1%	330
WESTCHESTER GARDENS LIMITED PARTNERSHIP		319	9	3%	328
CROSS POINTE CARE CENTER	2	320	6	2%	328
HCTB INC		270	57	17%	327
ST JAMES HEALTH AND REHABILITATION CENTER		240	87	27%	327
TIERRA PINES CENTER		313	13	4%	326
SILVER CREEK SENIOR LIVING COMMUNITY		321	5	2%	326
ACCURATE DIAGNOSTIC LABS, INC		307	18	6%	325
DAYTONA BEACH HEALTH AND REHAB CENTER		323	2	1%	325
PIONEER CLINICAL LAB, LLC		212	113	35%	325
STATMED QUICK QUALITY CLINIC AT NORTH PINELLAS		66	258	80%	324
CareATC - Jackson	119	159	46	14%	324
LUTHERAN HAVEN		314	9	3%	323
CENTERSTONE OF FLORIDA		297	26	8%	323
TALLAHASSEE NHHI LLC	1	295	27	8%	323
AVELLINO LAB USA, INC	1	308	13	4%	322
Life Care Center of Sarasota		308	13	4%	321
BIOCEPT		299	22	7%	321
Avante at Orlando	1	314	6	2%	321
HUNT CLUB PEDIATRIC ASSOCIATES, P.A.		272	48	15%	320
HEATHER HILL HEALTHCARE CENTER		273	47	15%	320
West Melbourne Health and Rehabilitation Center		319	1	0%	320
PruittHealth Santa Rosa		225	94	29%	319
ARDEN COURTS OF TAMPA	2	310	6	2%	318
Sunset Point Center		312	6	2%	318
AMERICAN ESOTERIC LAB-BIRMINGHAM		313	5	2%	318
HOMESTEAD MANOR	2	274	41	13%	317
QUICK CARE MED LLC	1	252	63	20%	316
MEDEXPRESS LUTZ		3	313	99%	316
220 GOLDEN, LLC	1	299	16	5%	316
BAY COUNTY SHERIFFS OFFICE JAIL FACILITY		262	53	17%	315
GENESIS MEDICAL LABORATORY MIAMI FL.		83	230	73%	313
GULF COAST MEDICAL CENTER		307	6	2%	313
MILLENNIA ADVANCED SCIENTIFIC LLC		262	51	16%	313
OSPREY LODGE		251	60	19%	311
HIGHLANDS URGENT CARE			310	100%	310
COLLIER PHARMACY		251	57	19%	308
VI AT BENTLEY VILLAGE HOME CARE		306	1	0%	307
D PEDIATRICS		280	27	9%	307
HAVEN OF OUR LADY OF PEACE INC		299	8	3%	307
SILVERCREST HEALTH AND REHABILITATION CENTER	3	296	8	3%	307
LEESBURG PEDIATRICS		268	37	12%	305

COVID-19: testing by laboratory

Data through May 8, 2021 verified as of May 9, 2021 at 09:25 AM

Data in this report are provisional and subject to change.

The numbers in the table below represent the number of Florida and non-Florida residents for whom test results were received by the Department of Health. A person can be tested by more than one laboratory and can have both positive and negative results. **Therefore, the sum of the numbers in each column will be larger than the total number of people tested.**

Reporting lab	Inconclusive	Negative	Positive	Percent positive	Total
WALGREENS 4915	1	272	32	10%	305
ST VINCENT'S AMBULATORY CARE INC DBA	2	264	39	13%	305
PERSONALIZED GENETIC TESTING	3	202	100	33%	305
LAKELAND REGIONAL HEALTH SYSTEMS INC		39	266	87%	305
PONTE VEDRA GARDENS		304	1	0%	305
LAKESIDE NEUROLOGIC		291	14	5%	305
CLARE BRIDGE ORMOND BEACH	1	303			304
JUPITER MEDICAL CENTER URGENT CARE - STUART		232	72	24%	304
JACKSONVILLE UNIVERSITY	1	286	17	6%	304
WHITE WILSON MEDICAL IMMEDIATE CARE NICEVILLE		77	226	75%	303
Chatsworth at PGA National, LLC		288	14	5%	302
AMERICAN RESEARCH LABS		256	46	15%	302
DE LUNA HEALTH AND REHABILITATION CENTER		279	23	8%	302
LAKE PARK OF MADISON		291	11	4%	302
SARAPATH DIAGNOSTICS		172	130	43%	302
FLORIDA ATLANTIC UNIVERSITY STUDENT HEALTH		249	52	17%	301
USA HEALTH UNIVERSITY HOSPITAL CLINICAL LABORATORY	1	290	10	3%	301
DISCOVERY VILLAGE AT NAPLES		284	17	6%	301
RIVERWOOD HEALTH NH LLC		262	39	13%	301
AVANTE AT ORMOND BEACH INC		291	9	3%	300
CONSULATE HEALTH CARE OF SAFETY HARBOR		293	7	2%	300
PROFESSIONAL URGENT CARE SERVICES		248	52	17%	300
PALM GARDEN OF PINELLAS		299			299
CONEY ISLAND HOSPITAL	1	287	11	4%	299
MIDWAY PRIMARY CARE, LLC	11	184	104	35%	299
BUENA VISTA URGENT CARE		264	34	11%	298
CENTRAL FLORIDA HEALTH SERVICES		253	45	15%	298
ELLENTON PEDIATRICS PA		280	18	6%	298
renaissance health and rehabilitation center		272	26	9%	298
ARBOR FACILITY INC		293	4	1%	297
BROOKDALE DESTIN		284	12	4%	296
THE RESIDENCE AT TIMBER PINES	4	266	26	9%	296
Chatham Glen Healthcare and Rehabilitation Center		286	9	3%	295
HEARTLAND PEDIATRICS OF LAKE PLACID PA	1	258	36	12%	295
STAR CARE		244	51	17%	295
ALLIANCE PEDIATRICS PA		288	7	2%	295
LONGWOOD FAMILY PRACTICE		226	69	23%	295
FARAH MEDICAL		279	15	5%	294
NORTHWEST MEDICAL CENTER CLINICAL LABORATORY		175	118	40%	293
JUPITER MEDICAL CENTER URGENT CENTER		245	48	16%	293
MILLENNIUM PHYSICIAN GROUP LLC		256	37	13%	293
WESTWOOD HEALTHCARE SNF		247	46	16%	293
PAVILION FOR HEALTHCARE, THE		290	3	1%	293
MEDICATION ROOMS-CSU/CI NURSE STATION	1	278	13	4%	292
PALMS FACILITY INC		273	18	6%	291
BIOIQ		243	48	16%	291

COVID-19: testing by laboratory

Data through May 8, 2021 verified as of May 9, 2021 at 09:25 AM

Data in this report are provisional and subject to change.

The numbers in the table below represent the number of Florida and non-Florida residents for whom test results were received by the Department of Health. A person can be tested by more than one laboratory and can have both positive and negative results. **Therefore, the sum of the numbers in each column will be larger than the total number of people tested.**

Reporting lab	Inconclusive	Negative	Positive	Percent positive	Total
FREEDOM SQUARE NURSING CENTER☐		278	12	4%	290
Rehabilitation Center for Park Place LLC		279	11	4%	290
HOSPICE OF ST FRANCIS INC☐		282	7	2%	289
AMERICAN HEALTH ASSOCIATES INC	1	270	18	6%	289
SIGNATURE HEALTHCARE OF ORANGE PARK		285	4	1%	289
PALM GARDEN OF GAINESVILLE	2	285	2	1%	289
Solaris Senior Living North Naples ALF		280	9	3%	289
STERLING HOUSE OF DELAND		288	1	0%	289
AUBURN UNIVERSITY MEDICAL CLINIC		227	62	21%	289
DOCTORS MEMORIAL HOSPITAL		158	131	45%	289
Terrace Health and Rehab		284	4	1%	288
AMELIA MEDICAL CARE		129	159	55%	288
MAGNOLIA DIAGNOSTICS, LLC	4	256	28	10%	288
W FRANK WELLS NURSING HOME		258	29	10%	287
PROTEUS MOLECULAR AND CLINICAL LAB	1	174	112	39%	287
CHIPOLA HEALTH AND REHAB		268	18	6%	286
WALGREENS 10670		249	37	13%	286
IMA MEDICAL GROUP		204	82	29%	286
CAREATC CITY OF TAMPA	24	221	40	14%	285
VETERANS AFFAIRS MEDICAL CENTER - MIAMI		2	282	99%	284
BOND CLINIC, PA		211	73	26%	284
CHIPOLA MEDICAL ASSOCIATES, LLC		207	77	27%	284
BROWARD NURSING & REHABILITATION CTR	8	260	15	5%	283
DAVID SCOTT MADWAR MD PA☐		254	29	10%	283
LAKE VIEW CARE CENTER AT DELRAY		277	6	2%	283
AURORA DIAGNOSTICS BERNHARDT LABORATORIES PATHOLOGY SERVICE		190	93	33%	283
SANDY PINES	2	237	43	15%	282
WASHINGTON REHAB AND NURSING		270	10	4%	280
HARBOURWOOD	1	272	7	3%	280
TRUE NORTH HEALTH NAVIGATION LLC DBA DISPATCHHEALTH	1	230	48	17%	279
BRENTWOOD RETIREMENT COMMUNITY	5	240	34	12%	279
PRUITT HEALTH-SANTA ROSA		275	2	1%	277
Crossbreeze care center	1	274	2	1%	277
VILLAGES REGIONAL HOSPITAL SURGERY CENTER LLC, THE		218	58	21%	276
DOS OF NORTH SHORES NURSING & REHAB CENTER		276			276
NASSAU COUNTY JAIL		229	45	16%	274
Glades West Rehabilitation and Nursing Center		266	8	3%	274
A PLUS PEDIATRICS		241	32	12%	273
NADAL PEDIATRICS		221	51	19%	272
FIRST CHOICE PRIMARY CARE		216	56	21%	272
LEHIGH VALLEY GENOMICS		45	225	83%	270
PBC FIREFIGHTER BENEFIT FUND WELLNESS CENTER		225	45	17%	270
SHC College Park		267	3	1%	270
ATLANTIC URGENT CARE		186	84	31%	270
Premier Place at The Glenview		261	9	3%	270
Jacaranda Manor		267	2	1%	269

COVID-19: testing by laboratory

Data through May 8, 2021 verified as of May 9, 2021 at 09:25 AM

Data in this report are provisional and subject to change.

The numbers in the table below represent the number of Florida and non-Florida residents for whom test results were received by the Department of Health. A person can be tested by more than one laboratory and can have both positive and negative results. **Therefore, the sum of the numbers in each column will be larger than the total number of people tested.**

Reporting lab	Inconclusive	Negative	Positive	Percent positive	Total
ADVENT HEALTH CARE CENTER	9	246	14	5%	269
LAKEVIEW INTERNAL MEDICINE		203	66	25%	269
ADVENT HEALTH CENTRA CARE - ORMOND BEACH		113	155	58%	268
XPRESS URGENT CARE- PORT ST. LUCIE		115	153	57%	268
Avante at Lake Worth, Inc.	1	261	6	2%	268
SURREY PLACE CARE CENTER		261	7	3%	268
FORT MYERS REHABILITATION AND NURSING CENTER		241	26	10%	267
NORTH FLORIDA PEDIATRICS - MARIANNA		227	40	15%	267
ST MARK VILLAGE	1	261	5	2%	267
Cross Gardens Care Center		265	1	0%	266
THE PLAYERS CHAMPIONSHIP		265			265
SERANADES BY SONATA WEST ORANGE		236	29	11%	265
MIAMI JEWISH HEALTH SYSTEMS, INC	4	251	10	4%	265
TGH		1	263	100%	264
BARBARA O'REILLY MD PA		257	7	3%	264
Sunnyside Nursing Home		260	3	1%	263
VITAS HEALTHCARE CORPORATION OF FL		248	15	6%	263
ADVENT HEALTH - PALM HARBOR ER		214	48	18%	262
GEORGE SAFRAN MD PC		247	14	5%	261
LAKESIDE HEALTH CENTER		259	2	1%	261
SEAVIEW NURSING AND REHABILITATION CENTER		251	10	4%	261
CLIFFORD CHESTER SIMS VA NURSING HOME		251	9	3%	260
BRADEN RIVER REHABILITATION CENTER LLC		258	2	1%	260
PATHWAY PHARMACY		216	44	17%	260
CONSULATE HEALTHCARE OF KISSIMMEE		247	12	5%	259
TERRACES OF LAKE WORTH CARE CENTER		247	12	5%	259
ADVENT HEALTH - ORLANDO		195	64	25%	259
ISLAND HEALTH AND REHABILITATION CENTER		251	7	3%	258
FLORIDA WOMAN CARE LABORATORY LLC		232	26	10%	258
MARTIN ACQUISITION 1 LLC DBA		244	14	5%	258
AZALEA TRACE		245	13	5%	258
CARENOW LAKE MARY		45	213	83%	258
MARTIN MEMORIAL MEDICAL CENTER LAB		128	129	50%	257
SPRINGS AT LAKE POINTE WOODS		255	2	1%	257
BAYVIEW CENTER		251	6	2%	257
RITE MEDICAL CARE PC		254	3	1%	257
EVENT MED SERVICES LABORATORY		252	5	2%	257
FELLOWSHIP HOME AT THE FAIRWAY LLC		249	7	3%	256
GATTOLINE ENTERPRISES, INC. DBA FAMILY CARE PHARMACY		210	45	18%	255
VETERANS AFFAIRS ORLANDO VA MEDICAL CENTER			255	100%	255
OAKBROOK HEALTH AND REHABILITATION CENTER	1	240	14	5%	255
CCS - JOSEPH V CONTE		253	2	1%	255
KINDRED HOSPITAL THE PALM BEACHES		248	6	2%	254
KR at Hillsborough Lakes/Lutz Healthcare		244	10	4%	254
The Ponce Therapy Care Center		250	4	2%	254
HOMESTEAD VILLAGE		243	11	4%	254

COVID-19: testing by laboratory

Data through May 8, 2021 verified as of May 9, 2021 at 09:25 AM

Data in this report are provisional and subject to change.

The numbers in the table below represent the number of Florida and non-Florida residents for whom test results were received by the Department of Health. A person can be tested by more than one laboratory and can have both positive and negative results. **Therefore, the sum of the numbers in each column will be larger than the total number of people tested.**

Reporting lab	Inconclusive	Negative	Positive	Percent positive	Total
BARTRAM CROSSING		254			254
SHELL POINT VILLAGE MEDICAL CENTER		246	7	3%	253
FLORIDA CLINICAL LABORATORY-BIOREFERENCE LABORATORIES		99	152	61%	251
STUART - FAIRGROUNDS		219	32	13%	251
BUREAU OF CLINICAL LABORATORIES		209	42	17%	251
CAREATC, INC.	1	226	24	10%	251
ST ANTHONYS REHABILITATION HOSPITAL	9	239	2	1%	250
HUNT CLUB PEDIATRIC ASSOCIATES PA		173	77	31%	250
Consulate Health Care of St. Petersburg		243	7	3%	250
ESCAMBIA COUNTY JAIL DETENTION DIVISION		242	7	3%	249
UCC - WELLINGTON		3	246	99%	249
SAMIR EBEID MD		224	25	10%	249
ARDEN COURTS OF FORT MYERS		241	7	3%	248
ESCAMBIA COUNTY JAIL	2	180	66	27%	248
CARRINGTON PLACE OF ST PETE LLC		242	6	2%	248
ADVENTHEALTH EXPRESS CARE AT WESLEY CH		218	29	12%	247
Orchid Cove at Sarasota		246	1	0%	247
AVECINA MOBILE		121	125	51%	246
Heritage Healthcare at Tallahassee		239	7	3%	246
PINELLAS CARE CENTER		210	36	15%	246
RIVERSIDE RECOVERY OF TAMPA		243	2	1%	245
EDGEWOOD NURSING CENTER		235	10	4%	245
Flagler Health and Rehabilitation		242	3	1%	245
ROSEWOOD HEALTHCARE & REHABILITATION CENTER		239	6	2%	245
ST AUGUSTINE HEALTH & REHAB CENTER		244	1	0%	245
VIERA VA OPC		238	7	3%	245
FLORIDA MEDICAL CLINIC LLC		162	82	34%	244
MALABAR/ADVENT CENTRA CARE		48	196	80%	244
REGENTS PARK AT AVENTURA		229	15	6%	244
WHITE WILSON MEDICAL CENTER IMMEDIATE CARE		135	108	44%	243
life Care Center of Melbourne		226	17	7%	243
ADVANCED MEDICAL GROUP		2	241	99%	243
PADDOCK RIDGE		240	3	1%	243
ST PETERSBURG PEDIATRICS-EAST BAY	1	204	37	15%	242
BVM THE BRIDGES LLC		240	2	1%	242
ARCHER HEALTH VENTURES, LLC		217	25	10%	242
GOOD SAMARITAN CARES		236	5	2%	241
Lake Port Square Health Center		221	19	8%	240
AMERICAN HOUSE SENIOR LIVING		189	51	21%	240
STERLING HOUSE OF WINTER HAVEN		237	3	1%	240
PALM GARDEN OF AVENTURA		236	4	2%	240
CLARE BRIDGE OF SARASOTA		238	2	1%	240
SOUTHLAND SUITES OF ORMOND BEACH	4	236			240
SUNLIFE PHARMACY		210	29	12%	239
ORANGE COUNTY HEALTH DEPT		228	11	5%	239
FLORIDA HEALTH CARE PLAN INC		2	236	99%	238

COVID-19: testing by laboratory

Data through May 8, 2021 verified as of May 9, 2021 at 09:25 AM

Data in this report are provisional and subject to change.

The numbers in the table below represent the number of Florida and non-Florida residents for whom test results were received by the Department of Health. A person can be tested by more than one laboratory and can have both positive and negative results. **Therefore, the sum of the numbers in each column will be larger than the total number of people tested.**

Reporting lab	Inconclusive	Negative	Positive	Percent positive	Total
FIRSTCARE CLINIC		121	116	49%	237
NORTH FLORIDA PEDIATRICS PA - DUVAL		207	29	12%	236
WALGREENS #04809	1	209	26	11%	236
SOLARIS SENIOR LIVING VERO BEACH		228	8	3%	236
GUEST HOUSE OCALA, THE		224	11	5%	235
BAY VUE NURSING AND REHABILITATION CENTER		224	11	5%	235
OAK HAMMOCK AT THE UNIVERSITY OF FLORIDA		229	6	3%	235
FORT PIERCE HEALTH CARE		228	7	3%	235
BAY TREE CARE AND REHABILITATION CENTER		197	38	16%	235
FEDERATION CCRC OPERATIONS CORP		233	2	1%	235
LCS SANDHILL COVE LLC DBA	6	219	9	4%	234
BAYA URGENT CARE LLC		203	31	13%	234
SACRED HEART HEALTH SYSTEM INC		195	39	17%	234
ARDEN COURTS OF SEMINOLE		193	41	18%	234
Fouraker Hills Rehab and Nursing		224	9	4%	233
MANDARIN PEDIATRICS		210	23	10%	233
DOCTORS MEMORIAL FAMILY MEDICINE	2	163	68	29%	233
VILLA MARIA WEST SKILLED NURSING FACILITY		224	8	3%	232
LAKE REGIONAL URGENT CARE		12	220	95%	232
Signature healthcare of Jacksonville		227	5	2%	232
BENTLEY CARE CENTER		231	1	0%	232
VIERA DEL MAR HEALTH AND REHABILITATION CENTER		219	13	6%	232
Lakewood Nursing Center		198	34	15%	232
CHILDREN MED CARE INC		198	33	14%	231
ManorCare Health Services-Palm Harbor	1	229	1	0%	231
Kindred Hospital South Florida Hollywood SNU		223	8	3%	231
YOUR FAMILY WALK-IN CLINIC		17	213	93%	230
MORSELIFE MEMORY CARE RESIDENCE		221	9	4%	230
LYNN HAVEN SPORTS COMPLEX-WALKON CLINIC		21	209	91%	230
COLONY CLUB ALF,THE	1	213	15	7%	229
MEASE COUNTRYSIDE HOSPITAL		2	226	99%	228
ASCENSION MEDICAL GROUP		5	223	98%	228
MEDICAL CONSULTANTS OF FLORIDA LLC	1	193	34	15%	228
MCW MENTAL HEALTH LLC		224	4	2%	228
REGENCY PARK		208	19	8%	227
ALLSOUTH URGENT CARE		52	175	77%	227
ADVENT HEALTH - LAKE NONA		193	34	15%	227
WIREGRASS DIRECT PRIMARY CARE PLLC□		190	37	16%	227
PARKS HEALTHCARE & REHABILITATION CTR	4	211	11	5%	226
PARK MEADOWS HEALTH AND REHABILITATION CENTER		224	1	0%	225
NSPIRE HEALTHCARE LAUDERHILL		219	6	3%	225
FLORIDA DEPARTMENT OF HEALTH IN TAYLOR COUNTY	1	177	47	21%	225
HIGHLANDS LAKE CENTER		220	5	2%	225
BORLAND GROOVER CLINIC	1	187	37	16%	225
CLERMONT URGENT CARE		1	224	100%	225
ABSOLUTE HEALTH INTERNAL MEDICINE AND PEDIATRICS		200	25	11%	225

COVID-19: testing by laboratory

Data through May 8, 2021 verified as of May 9, 2021 at 09:25 AM

Data in this report are provisional and subject to change.

The numbers in the table below represent the number of Florida and non-Florida residents for whom test results were received by the Department of Health. A person can be tested by more than one laboratory and can have both positive and negative results. **Therefore, the sum of the numbers in each column will be larger than the total number of people tested.**

Reporting lab	Inconclusive	Negative	Positive	Percent positive	Total
CORAL GABLES NURSING & REHABILITATION CENTER		214	11	5%	225
Avante at Melbourne		219	5	2%	224
MACTOWN, INC		222	2	1%	224
JUNO DERMATOLOGY LLC		206	18	8%	224
DISCOVERY VILLAGE AT MELBOURNE		197	27	12%	224
INN AT ASTON GARDENS, THE		216	8	4%	224
CORAL REEF NURSING & REHABILITATION CENTER		216	8	4%	224
Signature Healthcare of Ormond		222	2	1%	224
CONSULATE HEALTH CARE OF MELBOURNE		218	5	2%	223
KENILWORTH CARE & REHABILITATION CENTER		205	18	8%	223
BENDERSON FAMILY SKILLED NURSING AND		205	18	8%	223
HOSPITAL FOR SPECIAL SURGERY		220	3	1%	223
MATHISON RETIREMENT COMMUNITY, INC	1	211	10	5%	222
ADVENT HEALTH CENTRA CARE - APOPKA NORTH		192	30	14%	222
HEALTHPOINT MED GRP OF THE EMERALD COAST LLC		183	39	18%	222
CCS - PAUL REIN DETENTION FACILITY		156	66	30%	222
BRANDON COMMUNITY HEALTH CENTER		194	28	13%	222
BONITA PHARMACY		201	21	9%	222
PINNACLES PEDS CARE PA		222			222
FLAGLER COUNTY DETENTION CENTER		209	13	6%	222
FLOW HEALTH LABORATORIES LLC		220	2	1%	222
MIAMI VA HEALTHCARE SYSTEM			221	100%	221
PALMS MEDICAL GROUP HIGH SPRINGS		183	38	17%	221
DOLPHIN POINTE HEALTH CARE LLC		198	23	10%	221
SUPERIOR RESIDENCES OF PANAMA CITY BEACH		213	7	3%	220
Boynton Beach Rehabilitation Center	2	213	5	2%	220
CONCORD LIFE SCIENCES LLC	2	201	17	8%	220
WOOD LAKE HEALTH AND REHABILITATION CENTER		219			219
ADVENT HEALTH CENTRA CARE - DAYTONA BEACH		94	125	57%	219
ANGELS DIAGNOSTIC GROUP		174	45	21%	219
UNIVERSITY OF MIAMI		78	140	64%	218
PEDIATRIC SPECIALISTS MEDICAL GROUP	1	193	24	11%	218
LAKE PORT SQUARE		200	17	8%	217
THE MANOR AT CARPENTERS		185	32	15%	217
SOUTH BALDWIN REGIONAL MEDICAL CENTER		203	14	6%	217
The Waterford		214	3	1%	217
ARDEN COURTS OF DELRAY BEACH FL LLC	3	203	11	5%	217
BOCA RATON REHABILITATION CENTER	4	209	4	2%	217
WALGREENS #06012		186	31	14%	217
ST. CLOUD REGIONAL MEDICAL CENTER		199	18	8%	217
LABCORP BURLINGTON	1	157	58	27%	216
BROOKDALE ATRIM WAY		210	6	3%	216
Hampton Court Nursing and Rehabilitation Center		214	2	1%	216
GATEWAY/ADVENT CENTRA CARE	1	24	190	88%	215
Taylor Care Center		210	5	2%	215
JACKSON COUNTY HEALTH DEPARTMENT		161	54	25%	215

COVID-19: testing by laboratory

Data through May 8, 2021 verified as of May 9, 2021 at 09:25 AM

Data in this report are provisional and subject to change.

The numbers in the table below represent the number of Florida and non-Florida residents for whom test results were received by the Department of Health. A person can be tested by more than one laboratory and can have both positive and negative results. **Therefore, the sum of the numbers in each column will be larger than the total number of people tested.**

Reporting lab	Inconclusive	Negative	Positive	Percent positive	Total
Sunrise Health and Rehabilitation Center		206	8	4%	214
KEY LARGO - LARGO CARGO		193	21	10%	214
BLOCK, NATION, CHASE, AND SMOLEN FAMILY MEDICINE		157	57	27%	214
HEALTH FIRST - HOLMES REGIONAL MEDICAL CENTER		32	182	85%	214
WORKPLACE SCREENING INTELLIGENCE			213	100%	213
LAKE WALES OPERATING GROUP LLC		208	5	2%	213
POCONO MEDICAL CENTER		212	1	0%	213
CONSULATE HEALTH CARE OF WINTER HAVEN		209	4	2%	213
Consulate Healthcare of West Palm Beach		197	16	8%	213
LIFE CARE CENTER OF PORT ST. LUCIE		201	12	6%	213
San Jose Health & Rehabilitation		207	6	3%	213
FLORIDA HEALTH CARE PLANS INC		2	210	99%	212
TUSCAN GARDENS OF PALM COAST		206	6	3%	212
Bayside Health and Rehabilitation		181	31	15%	212
FULGENT GENETICS	3	166	43	20%	212
EDWARD J HEALEY REHAB & NURSING CENTER		210			210
GLENRIDGE ON PALMER RANCH,THE		202	8	4%	210
Royal Oaks Nursing and Rehab		209	1	0%	210
GOOD SAMARITAN SOCIETY OF DELAND		199	11	5%	210
PATRIOT MEDICAL LABORATORIES		202	8	4%	210
The Palace Nursing and Rehabilitation Center		209			209
Nspire Health Care Kendall		199	10	5%	209
Whispering Oaks	11	175	23	11%	209
LAB CORP	1	120	87	42%	208
BARKLEY PLACE	1	201	5	2%	207
HIALEAH SHORES NURSING AND REHAB CENTER		199	8	4%	207
NEW YORK CITY DEPARTMENT OF HEALTH & MENTAL		171	35	17%	206
NO FLORIDA PEDIATRICS, PA		179	27	13%	206
TARPON POINT NURSING AND REHABILITATION CENTER		203	3	1%	206
JACKSONVILLE NURSING AND REHAB CENTER		198	8	4%	206
KINDRED HOSPITAL MELBOURNE	1	199	6	3%	206
ALL SEASONS NAPLES LLC□		198	8	4%	206
MIRACLE HILL NURSING & REHABILITATION CENTER INC		200	6	3%	206
VILLAGE PEDIATRICS LLC		175	31	15%	206
SENIOR LIVING VII TAMPA LLC□	1	195	9	4%	205
Cross Terrace REhabiitation		203	2	1%	205
PATHGROUP LABS LLC		97	107	52%	204
PCB CLINIC		159	45	22%	204
PALM HARBOR FAMILY PRACTICE & WALK-IN		157	47	23%	204
Lehigh Acres Health and Rehabilitation		191	12	6%	203
AMA MEDICAL GROUP LLC		171	32	16%	203
BROOKDALE OF SPRING HILL	9	192	2	1%	203
POLK COUNTY HEALTH DEPARTMENT		178	24	12%	202
HEARTLAND SOUTH JACKSONVILLE OF JACKSONVILLE FL ,		202			202
VAMC WEST PALM LAB		5	196	98%	201
Governors Creek Health and Rehabilitation	1	198	2	1%	201

COVID-19: testing by laboratory

Data through May 8, 2021 verified as of May 9, 2021 at 09:25 AM

Data in this report are provisional and subject to change.

The numbers in the table below represent the number of Florida and non-Florida residents for whom test results were received by the Department of Health. A person can be tested by more than one laboratory and can have both positive and negative results. **Therefore, the sum of the numbers in each column will be larger than the total number of people tested.**

Reporting lab	Inconclusive	Negative	Positive	Percent positive	Total
WEST		180	21	10%	201
HERITAGE HEALTHCARE AND REHABILITATION CENTER		195	5	3%	200
GRACE PEDIATRICS		168	32	16%	200
NADAL PEDIATRICS - VICTORIA STREET (3385)		169	31	16%	200
ADVENT HEALTH - CARROLLWOOD	4	169	26	13%	199
SEMINOLE TRIBE OF FLORIDA		166	33	17%	199
AVANTE OF BOCA RATON		198	1	1%	199
LAUREL POINT CARE ACQUISITION LLC DBA SANDGATE GARDENS REHAB AND NURSI		171	27	14%	198
DEPARTMENT OF HEALTH & HUMAN SERVICES		198			198
MD NOW MEDICAL CENTERS INC		153	45	23%	198
JEFFERSON COUNTY HEALTH DEPARTMENT-MONTICELLO		157	41	21%	198
CVS		49	149	75%	198
NSPIRE HEALTHCARE TAMARAC		158	40	20%	198
CARE RESOURCE COMMUNITY HEALTH CENTERS INC		186	11	6%	197
CARE CENTERS OF NASSAU		194	3	2%	197
FORT WALTON REHABILITATION CENTER		158	39	20%	197
SUMMERFIELD EMERGENCY ROOM		150	47	24%	197
VIPEDIATRICS PLLC		181	16	8%	197
ABBIEJEAN RUSSELL CARE CENTER		195	1	1%	196
MINUTECLINIC DIAGNOSTIC OF TEXAS, LLC		179	17	9%	196
RIVERWOOD CENTER,THE		186	10	5%	196
FINLAY CLINICAL LABORATORY INC	1	39	155	79%	195
Arbor Springs Health and Rehab		195			195
BRUCE S WEST MD	1	193	1	1%	195
Heritage Park Rehabilitation & Healthcare		177	18	9%	195
FLORIDA DEPARTMENT OF HEALTH IN ALACHUA COUNTY -		179	16	8%	195
SARNO EXTENDED HOURS		125	69	36%	194
BEACON AT GULF BREEZE, THE	2	181	11	6%	194
HAWKINS FAMILY MEDICINE LLC	1	139	54	28%	194
CHARTER SENIOR LIVING OF PANAMA CITY BEACH		173	21	11%	194
EMBRY RIDDLE AERONAUTICAL UNIVERSITY HEALTH SERVICES		1	192	99%	193
NORTH BEACH REHABILITATION CENTER		191	2	1%	193
EXOSOME DIAGNOSTICS	1	172	20	10%	193
Signature Healthcare of Palm Beach		190	2	1%	192
GEORGIA DEPARTMENT OF PUBLIC HEALTH	1	5	186	97%	192
WEST COAST FAMILY MEDICAL CARE		157	35	18%	192
FIRST CHOICE PEDIATRICS SEMORAN		98	94	49%	192
CYPRESS POINT LIVING, LLC		177	15	8%	192
HEALTH LINK DIAGNOSTIC LABORATORIES		182	9	5%	191
GLADES HEALTH CARE CENTER		187	3	2%	190
MINUTECLINIC DIAGNOSTIC		179	11	6%	190
SUNY UPSTATE MEDICAL UNIVERSITY		175	15	8%	190
NEO GENOMICS - FORT MYERS	1	183	6	3%	190
Belleair Healthcare Center		184	6	3%	190
SIGNATURE HEALTHCARE OF PORT CHARLOTTE		183	7	4%	190
The Inn at Sarasota Bay Club		186	3	2%	189

COVID-19: testing by laboratory

Data through May 8, 2021 verified as of May 9, 2021 at 09:25 AM

Data in this report are provisional and subject to change.

The numbers in the table below represent the number of Florida and non-Florida residents for whom test results were received by the Department of Health. A person can be tested by more than one laboratory and can have both positive and negative results. **Therefore, the sum of the numbers in each column will be larger than the total number of people tested.**

Reporting lab	Inconclusive	Negative	Positive	Percent positive	Total
TUSCAN GARDENS OF VENETIA MANAGEMENT COMPANY		175	14	7%	189
CANTERFIELD OF OCALA, LLC		178	11	6%	189
VIERA MANOR ASSISTED LIVING RESIDENCE		182	7	4%	189
PHYSICIANS REGIONAL MEDICAL CENTER - PINE RIDGE		20	169	89%	189
NO FLORIDA PEDIATRICS, PA - BRADFORD		159	30	16%	189
ARDEN COURTS OF LARGO FL, LLC		167	22	12%	189
LIFE CARE CENTER OF ALTAMONTE SPRINGS		157	31	16%	188
ZON BEACHSIDE LLC		151	37	20%	188
WOMEN'S CARE FLORIDA LABORATORY		183	5	3%	188
BENTON HOUSE AT OAKLEAF		158	30	16%	188
AMERICAN FAMILY MEDICAL LLC		145	43	23%	188
PEDIATRICS OF GREATER ORLANDO		160	28	15%	188
CANTERFIELD OF CLAY COUNTY		149	39	21%	188
OCEAN REEF MEDICAL CENTER		150	38	20%	188
ROSECASTLE OF ZEPHRHILLS		185	3	2%	188
NIGHT LITE PEDIATRICS WINTER GARDEN		144	44	23%	188
KINDRED HOSPITAL - SOUTH FLORIDA		183	4	2%	187
FLORIDA DEPARTMENT OF HEALTH IN WALTON COUNTY		170	17	9%	187
BENTLEY VILLAGE II		177	10	5%	187
PLANTATION NURSING & REHAB CENTER		187			187
CSL PLASMA		31	156	83%	187
US MEDICAL CARE, INC		164	23	12%	187
PRIMECARE OF DOTHAN		133	54	29%	187
BAPTIST HEALTH PRIMARY CARE	1	135	50	27%	186
RDV SPORTSPLEX PEDIATRICS		156	30	16%	186
BAY EDUCATORS WELLNESS CENTER		127	59	32%	186
ANTHEM LAKES LLC		151	35	19%	186
MERCY MEDICAL URGENT CARE CENTER INC		128	57	31%	185
GABISA MEDICAL LLC		184	1	1%	185
PPC-LAB EDI ORCHARD BI		176	9	5%	185
GULFCOAST PEDIATRICS		174	11	6%	185
ADVENT		172	13	7%	185
ST JOHNS COUNTY DETENTION CENTER		185			185
KINDRED HOSPITAL SOUTH FLORIDA		150	35	19%	185
ST. JAMES BAY HEALTH AND REHABILITATION CENTER		183	1	1%	184
ARDEN COURTS OF PALM HARBOR		164	20	11%	184
BROOKDALE ORANGE PARK		182	2	1%	184
ADVENT HEALTH CENTRA CARE - WESLEY CHAPEL		13	170	93%	183
AVANTE AT ORLANDO INC		182	1	1%	183
FAWCETT MEMORIAL HOSPITAL LABORATORY			183	100%	183
PEDIATRIC ASSOCIATES AT ARGYLE PA		175	8	4%	183
BAYCARE HEALTH SYSTEMS	1	6	175	96%	182
EAST NEW YORK DIAGNOSTIC AND TREATMENT		173	9	5%	182
QUEENS HOSPITAL CENTER	1	171	10	5%	182
Emory L Bennett State Veterans Nursing Home		178	3	2%	181
BIGGERS FAMILY MEDICINE PA	1	165	15	8%	181

COVID-19: testing by laboratory

Data through May 8, 2021 verified as of May 9, 2021 at 09:25 AM

Data in this report are provisional and subject to change.

The numbers in the table below represent the number of Florida and non-Florida residents for whom test results were received by the Department of Health. A person can be tested by more than one laboratory and can have both positive and negative results. **Therefore, the sum of the numbers in each column will be larger than the total number of people tested.**

Reporting lab	Inconclusive	Negative	Positive	Percent positive	Total
STERLING HOUSE OF PUNTA GORDA		180	1	1%	181
BRIGHTON EGGERT PHARMACY INC		173	7	4%	180
Madison Health and Rehabilitation Center		144	36	20%	180
MOBILE INFIRMARY MED CENTER PATH LAB		164	15	8%	179
NORTH FLORIDA INTERNAL MEDICINE PA		145	34	19%	179
HAZELDEN FLORIDA	1	171	7	4%	179
TRADITION MEDICAL CENTER LABORATORY		55	124	69%	179
QUALITY URGENT CARE AND WELLNESS PL	3	128	47	26%	178
CAYUGA MEDICAL CENTER AT ITHACA		173	5	3%	178
LAKEVIEW TERRACE RETIREMENT COMMUNITY		159	19	11%	178
ROSECASTLE OF CITRUS		148	30	17%	178
MID FLORIDA PATHOLOGY LLC MOBILE UNIT #4		125	53	30%	178
ADVENT HEALTH CENTRA CARE - CARROLLWOOD		5	172	97%	177
SUWANNEE VALLEY NURSING CENTER		163	14	8%	177
FHMG-FLORIDA HOSPITAL MEDICAL GROUP		151	26	15%	177
GENE BY GENE		61	115	65%	176
ASTON GARDENS AT PELICAN MARSH		169	7	4%	176
SACRED HEART MEDICAL GROUP URGENT CARE		146	29	17%	175
Lakeside Oaks Care Center		170	5	3%	175
ORLANDO HEALTH EMERGENCY DEPARTMENT		163	12	7%	175
HARBOR BEACH NURSING AND REHABILITATION CENTER		146	29	17%	175
COASTAL INTERNAL MEDICINE		134	40	23%	174
Peninsula Care and Rehab		162	12	7%	174
ANCHOR CARE AND REHABILITATION CENTER		173	1	1%	174
CENTRAL FLORIDA HEALTHCARE GROUP LLC		151	23	13%	174
ATMORE COMMUNITY HOSPITAL LABORATORY		145	29	17%	174
TERRACE AT HOBE SOUND, THE	1	158	14	8%	173
WOODBIDGE FACILITY INC		166	6	3%	172
ARDEN COURTS OF LELY PALMS		170	2	1%	172
URGENT CARE OF THE PALM BEACHES, NORTH PALM BEACH			172	100%	172
HEARTLAND HEALTHCARE AND REHAB CENTER		146	25	15%	171
SOMERBY LAKE NONA		164	7	4%	171
BROOKDALE FORT MYERS THE COLONY		167	4	2%	171
WILTON MANORS HEALTH & REHABILITATION CENTER		162	9	5%	171
FINNISH AMERICAN REST HOME-ALF		168	2	1%	170
SOUTH GEORGIA MEDICAL CENTER		116	54	32%	170
ADVENTHEALTH MEDICAL GROUP FAMILY MEDICINE AT		127	43	25%	170
Life Care Center of Orlando		164	6	4%	170
GRAVITY DIAGNOSTICS		56	114	67%	170
CITRUS MEMORIAL HOSPITAL		1	168	99%	169
ADVENT HEALTH CENTRA CARE - TEMPLE TERRACE	1	104	64	38%	169
TGH URGENT CARE - SEMINOLE		17	152	90%	169
MAGNOLIA MEDICAL CLINIC		58	111	66%	169
KRYSTAL BAY NURSING AND REHABILITATION		162	6	4%	168
WESLEY HAVEN VILLA	1	132	35	21%	168
PANAMA CITY DEVELOPMENTAL CENTER		168			168

COVID-19: testing by laboratory

Data through May 8, 2021 verified as of May 9, 2021 at 09:25 AM

Data in this report are provisional and subject to change.

The numbers in the table below represent the number of Florida and non-Florida residents for whom test results were received by the Department of Health. A person can be tested by more than one laboratory and can have both positive and negative results. **Therefore, the sum of the numbers in each column will be larger than the total number of people tested.**

Reporting lab	Inconclusive	Negative	Positive	Percent positive	Total
MEADOWCREST FAMILY PHYSICIANS		98	69	41%	167
OSPREY VILLAGE AT AMELIA ISLAND LTD		157	10	6%	167
OCALA CBOC		156	10	6%	166
ANYLABTEST NOW		158	8	5%	166
Nemours Children's Urgent Care		80	86	52%	166
CITRUS HEALTH AND REHAB		132	33	20%	165
PROMPT CARE OF CENTRAL FLORIDA			165	100%	165
BROOKDALE BONITA SPRINGS		162	3	2%	165
THE ARLINGTON OF NAPLES INC.		162	3	2%	165
WRIGHTS HEALTH CARE AND REHABILITATION CENTER		134	30	18%	164
JPR URGENT MEDICAL CARE		159	5	3%	164
HOSPICE OF THE TREASURE COAST		159	5	3%	164
NORTH PORT REHABILITATION AND NURSING CENTER		163	1	1%	164
MAINSTREAM DIAGNOSTIC LABORATORY LLC		139	25	15%	164
MINUTECLINIC DIAGNOSTIC OF SOUTH CARO		140	24	15%	164
TRI COUNTY NURSING HOME		162	1	1%	163
GARDENS HEALTH NH LLC		160	3	2%	163
PRECISION GENETICS, INC		157	6	4%	163
BRADENTON HEALTH CARE		163			163
WALTON PLACE		162			162
CHERRY OAK PALM BEACH COUNTY		154	8	5%	162
DESOTO PALMS ALF		155	6	4%	161
ALLCARE MEDICAL CENTERS PC		137	24	15%	161
DOCTORS MEMORIAL FAMILY PRACTICE	2	122	37	23%	161
ARCADIA HEALTH AND REHABILITATION CENTER		100	60	38%	160
TUSCAN ISLE CHAMPIONSGATE OP CO LLC		158	2	1%	160
F&T MEDICAL RESEARCH, INC		160			160
CORNERSTONE MEDICAL CARE OF BRANDON PL		131	29	18%	160
KEYSTONE REHAB		160			160
OPPENHEIMER PLASTIC SURGERY LLC		155	5	3%	160
GREENBRIAR REHABILITATION AND NURSING CENTER	1	159			160
POINTE, THE		131	28	18%	159
BROOKDALE PENSACOLA		158	1	1%	159
AMERICAN HOUSE COCONUT POINT		137	21	13%	158
COASTAL DETOX		155	3	2%	158
GRAND AVE PHARMACY		112	46	29%	158
WUESTHOFF REF LABORATORY			158	100%	158
ADVENT HEALTH - FOUR CORNERS ER		119	39	25%	158
LONGWOOD CARDIOLOGY			157	100%	157
ALL FLORIDA FAMILY AND SPORTS MEDICINE		134	23	15%	157
TIMBERRIDGE NURSING HOME & REHAB		123	34	22%	157
LEE MEMORIAL HEALTH SYSTEM HEALTH FAIR		150	6	4%	156
PHYSICIAN PARTNERS PERRY		92	64	41%	156
PROVIDENCE HOSPITAL LABORATORY		147	9	6%	156
MD NOW MEDICAL CENTERS, INC.		121	35	22%	156
MINUTECLINIC LLC #4987		139	17	11%	156

COVID-19: testing by laboratory

Data through May 8, 2021 verified as of May 9, 2021 at 09:25 AM

Data in this report are provisional and subject to change.

The numbers in the table below represent the number of Florida and non-Florida residents for whom test results were received by the Department of Health. A person can be tested by more than one laboratory and can have both positive and negative results. **Therefore, the sum of the numbers in each column will be larger than the total number of people tested.**

Reporting lab	Inconclusive	Negative	Positive	Percent positive	Total
OMNI HEALTHCARE, INC		147	9	6%	156
AEGIS MEDICAL GROUP		131	25	16%	156
MEMORY CARE OF NAPLES		155	1	1%	156
WALGREENS 6221		138	18	12%	156
Englewood Healthcare and Rehab		141	15	10%	156
CRANE CENTER		124	31	20%	155
NORTHEAST FLORIDA STATE HOSP-NURSING		154	1	1%	155
FAMILY EXTENDED CARE OF CENTRAL TAMPA		137	18	12%	155
DIAMOND RIDGE		147	8	5%	155
REGENCY OAKS HEALTH CENTER		153	2	1%	155
COCOA BEACH/ADVENT CENTRA		41	114	74%	155
CORE BIO LABS		76	78	51%	154
NCRNC INC		140	14	9%	154
PALMETTTO FACILITY INC	1	153			154
FAWCETT MEMORIAL HOSPITAL-LAB		39	115	75%	154
PRUITT HEALTH		152	2	1%	154
NAPHCARE, INC.		144	10	6%	154
SUNNY HILLS ALF OF SEBRING INC		140	13	8%	153
WILLOW BROOKE COURT AT AZALEA TRACE		149	3	2%	152
LABORATORY OF FLORIDA		97	55	36%	152
NAVARRE GARDENS LLC		127	25	16%	152
CLEARWATER STATMED QUICK QUALITY CLINICS		43	109	72%	152
PACIFICA SUNRISE☐		144	8	5%	152
PALM BEACH COUNTY HEALTH DEPT LAB	4	140	7	5%	151
CROSSWINDS HEALTH AND REHABILITATION CENTER	1	148	2	1%	151
REFUAH HEALTH CENTER LABORATORY		143	8	5%	151
OHI WEST INC		138	13	9%	151
KINGS BAY PEDIATRICS LLC		145	6	4%	151
ADVENTHEALTH HOSPICE CARE CENTRAL FLORIDA		147	4	3%	151
MACKOUL PEDIATRICS FORT MYERS		130	21	14%	151
Summit Medical Group		139	12	8%	151
Centre Pointe Health and Rehabilitation Center		140	11	7%	151
ORANGE COUNTY CORRECTIONS HEALTH SERVICES		121	30	20%	151
GOLD CHOICE SENIOR COMMUNITIES		109	41	27%	150
KEYSTYLE LIVING LLC	1	148	1	1%	150
The Crossroads		149	1	1%	150
SONATA COCONUT CREEK	2	125	23	15%	150
OAKHURST CENTER		142	7	5%	149
MED COMP SCIENCES		3	146	98%	149
CLINICA HISPANA		1	148	99%	149
SANIBEL INTERNAL MEDICINE, LLC		143	6	4%	149
DAYSPRING VILLAGE		127	22	15%	149
PRECISION HEALTH RESOURCES, LLC	1	133	15	10%	149
GRAND VILLA OF ORMOND BEACH		142	6	4%	148
MILLENNIUM LAB SERVICES			148	100%	148
East Bay Rehabilitation Center		113	35	24%	148

COVID-19: testing by laboratory

Data through May 8, 2021 verified as of May 9, 2021 at 09:25 AM

Data in this report are provisional and subject to change.

The numbers in the table below represent the number of Florida and non-Florida residents for whom test results were received by the Department of Health. A person can be tested by more than one laboratory and can have both positive and negative results. **Therefore, the sum of the numbers in each column will be larger than the total number of people tested.**

Reporting lab	Inconclusive	Negative	Positive	Percent positive	Total
PROVISTA DIAGNOSTICS, INC		145	3	2%	148
ALLIANCE PEDIATRICS		116	32	22%	148
LIFE CARE CENTER OF JACKSONVILLE		127	21	14%	148
SEAGRASS VILLAGE FLEMING ISLAND		111	37	25%	148
TURNING POINT OF TAMPA		140	8	5%	148
WINDSOR OF LAKEWOOD RANCH,THE		145	2	1%	147
VILLAGE ON THE ISLE		141	6	4%	147
KINDRED HOSPITAL NORTH FLORIDA	3	136	8	5%	147
BOSTON RED SOX CLUB LP		144	2	1%	146
LANDMARK HOSPITAL SOUTHWEST FLORIDA LLC		141	5	3%	146
WEDGEWOOD HEALTHCARE CENTER		94	52	36%	146
Quail Run Health Care Center		146			146
DOCTOR TODAY TLC LLC		99	47	32%	146
ADVENTHEALTH CENTRA CARE PONCIANA	1	81	63	43%	145
TREASURE COAST FORENSIC TREATMENT CTR		124	21	14%	145
WILLOWBROOKE COURT AT ST ANDREWS ESTATES		140	5	3%	145
KINDRED HOSPITAL-BAY AREA-ST PETERSBURG LAB	1	138	6	4%	145
FG RAPID		140	5	3%	145
BROOKDALE CAPE CORAL		145			145
DAYSRING SENIOR LIVING LLC		143	2	1%	145
MINUTECLINIC DIAGNOSTIC OF NORTH CAROL		120	25	17%	145
REGENCY CARE OF BLOUNTSTOWN LLC		135	10	7%	145
ROHR HOME		138	6	4%	144
MV MEDICAL PRACTICE DBA PRIMARY URGENT CARE		137	7	5%	144
DIAGNOSTIC LABORATORY OF OKLAHOMA		118	26	18%	144
SMILEY MEDICAL GROUP		108	35	24%	143
OAKS OF KISSIMMEE HEALTH AND REHABILITATION CENTER		140	3	2%	143
JEFFERY WEINZWEIG		2	141	99%	143
BIODESIX, INC.		111	32	22%	143
QUALITY URGENT CARE AND WELLNESS		98	45	31%	143
GATEWAY CARE CENTER		141	2	1%	143
A2Z DIAGNOSTICS		141	1	1%	142
ARLINGTON OF NAPLES INC, THE		142			142
DB MD		126	16	11%	142
NOVARI CARE LLC		97	44	31%	141
RESEARCH CENTERS OF AMERICA, LLC		117	24	17%	141
BAY REGIONAL URGENT CARE	1	96	44	31%	141
LabCorp L#09258090 M#09258105		74	67	48%	141
SEVEN HILLS HEALTH AND REHABILITATION CENTER		125	16	11%	141
PORT ST LUCIE REHABILITATION AND HEALTHCARE		98	43	30%	141
GRAND VILLA OF LAKELAND		135	6	4%	141
UNITED CLINICAL LABORATORIES		132	9	6%	141
SUMMIT MEDICAL GROUP PA		128	13	9%	141
JOHN KNOX VILLAGE OF CENTRAL FLORIDA		135	5	4%	140
CARENOW URGENT CARE - LAKE MARY			140	100%	140
WELLNOW URGENT CARE PC		137	2	1%	139

COVID-19: testing by laboratory

Data through May 8, 2021 verified as of May 9, 2021 at 09:25 AM

Data in this report are provisional and subject to change.

The numbers in the table below represent the number of Florida and non-Florida residents for whom test results were received by the Department of Health. A person can be tested by more than one laboratory and can have both positive and negative results. **Therefore, the sum of the numbers in each column will be larger than the total number of people tested.**

Reporting lab	Inconclusive	Negative	Positive	Percent positive	Total
SONNIS PEDIATRICS PA		121	18	13%	139
Gulf Coast Healthcare (Longwood Health and Rehab		118	21	15%	139
GRAND OAKS HEALTH & REHABILITATION		138	1	1%	139
MANOR AT BLUEWATER BAY		131	7	5%	138
MANOR CARE OF PALM HARBOR		135	3	2%	138
HIGHLANDS MEDICAL CENTER		135	3	2%	138
LABCORP RTP		55	83	60%	138
AHEC CLINIC		8	130	94%	138
Alhambra Health and Rehabilitation		138			138
AMERICAN PATHOLOGY PARTNERS		136	2	1%	138
Lakeside Nursing and Rehabilitation Center	1	112	25	18%	138
ADVENT HEALTH CENTRA CARE - CITRUS PARK		9	129	93%	138
DOCTOR'S IN HOUSE LABORATORY		18	120	87%	138
SURFSIDE URGENT CARE		112	26	19%	138
ADVENT HEALTH CENTRA CARE - DELAND		28	110	80%	138
HARBORCHASE OF VERO BEACH	1	117	19	14%	137
LONGWOOD HEALTH AND REHABILITATION CENTER		125	12	9%	137
SPRING HAVEN RETIREMENT	1	133	3	2%	137
CLARE BRIDGE OF CAPE CORAL	1	136			137
SONATA DELRAY BEACH		125	11	8%	136
ADVENT HEALTH CENTRA CARE - ORANGE CITY	1	53	82	60%	136
ARIZONA DEPARTMENT OF HEALTH SERVICES		5	131	96%	136
AESTHETIC SURGERY CENTER OF WINTER PARK, THE	3	128	5	4%	136
UNIVERSITY COMMUNITY HOSPITAL		119	17	13%	136
TREASURE COAST URGENT & FAMILY CARE		95	41	30%	136
TGH URGENT CARE - TYRONE		9	127	93%	136
Winter Park Care and Rehab		135	1	1%	136
PEDIATRIC SERVICES AND BREATHING CENTER PA		107	29	21%	136
PEDIATRIC CARE CENTER		135			135
ORANGE PARK PEDIATRICS		123	12	9%	135
STEWART MEDICAL GROUP		34	101	75%	135
IRL MARKET LAB ALACHUA		104	31	23%	135
SONATA WEST		133	2	1%	135
VITAS HEALTHCARE		123	12	9%	135
OAKS OF CLEARWATER, THE		132	3	2%	135
ST PETERSBURG PEDIATRICS-MLK JUNIOR BLVD		125	10	7%	135
PANCARE HEALTH GULF COUNTY		105	30	22%	135
ADVANCED MEDICAL CENTER		86	48	36%	134
SUNY UPSTATE OVERFLOW LABORATORY		134			134
SOUTH CAMPUS FACILITY INC		122	12	9%	134
The Crossings		132	2	1%	134
SANDALWOOD NURSING CENTER		127	7	5%	134
MINUTECLINIC DIAGNOSTIC OF NORTH CARO		119	15	11%	134
VITAS HEALTHCARE CORPORATION OF FLORIDA		129	4	3%	133
DIATHERIX LABORATORIES		76	57	43%	133
ALTERNATIVE LIVING, INC DBA TWIN CITIES PAVILION		129	3	2%	132

COVID-19: testing by laboratory

Data through May 8, 2021 verified as of May 9, 2021 at 09:25 AM

Data in this report are provisional and subject to change.

The numbers in the table below represent the number of Florida and non-Florida residents for whom test results were received by the Department of Health. A person can be tested by more than one laboratory and can have both positive and negative results. **Therefore, the sum of the numbers in each column will be larger than the total number of people tested.**

Reporting lab	Inconclusive	Negative	Positive	Percent positive	Total
THE REHABILITATION CENTER OF LAKE CITY		127	5	4%	132
L&S SENIOR CARE DBA ARCADIA OAKS	4	127	1	1%	132
CENTRACARE		18	114	86%	132
TALLAHASSEE VA OPC		124	8	6%	132
MICRO PATH LABORATORIES INC		129	3	2%	132
AMERICAN HOUSE-BONITA SPRINGS□		131	1	1%	132
GIBBENS FAMILY MEDICAL, LLC		112	20	15%	132
LAKELAND REGIONAL HEALTH LAKE MIRIAM	3	87	42	32%	132
ARDEN COURTS OF WEST PALM BEACH		127	5	4%	132
HEARTLAND PHARMACY LAKE PLACID, INC		99	32	24%	131
INTEGRATED REGIONAL LABORATORIES		119	12	9%	131
THE WELLNESS CENTER AT LAKEWOOD RANCH		43	88	67%	131
SUNRISE SENIOR LIVING OF JACKSONVILLE		120	11	8%	131
GRAND VILLA OF DELAND		123	8	6%	131
SOUTH LAKE PEDIATRICS		113	18	14%	131
BLOCK NATION CHASE		106	25	19%	131
FOUNTAINS OF HOPE LLC, THE		130	1	1%	131
ARBOR TERRACE SAN JOSE LLC	3	126	2	2%	131
COQUINA CENTER		125	5	4%	130
MOOSEHAVEN LIFE CARE CENTER		130			130
MEYER PEDIATRICS		114	16	12%	130
CHARLES CROFT MD	1	127	2	2%	130
MORTON PLANT HOSPITAL NURSING		2	128	98%	130
EMERALD COAST BEHAVIORAL HOSPITAL		123	7	5%	130
AVOW HOSPICE INC		130			130
TRI-COUNTY NURSING HOME		117	12	9%	129
LIFESTREAM BEHAVIORAL CENTER		104	25	19%	129
BMHSI-AEL MICROBIOLOGY LABORATORY	2	102	25	19%	129
PANAMA PHARMACY	3	108	18	14%	129
SOLARIS SENIOR LIVING OF MERRITT ISLAND		124	5	4%	129
QUICK CARE MED PL CR		80	49	38%	129
VITAS HEALTHCARE CORP OF FLORIDA		128	1	1%	129
THREE OAKS PHARMACY INC		114	14	11%	128
SEMINOLE SPORTS AND FAMILY MEDICINE		112	16	13%	128
THE CLUB AND REHABILITATION CENTER		127	1	1%	128
FLORIDA DEPARTMENT OF HEALTH IN LAKE COUNTY	1	79	47	37%	127
HILLSBOROUGH COUNTY DEVELOPMENTAL CTR□	1	117	9	7%	127
PRIME HEALTH OF NORTH PORT LLC		106	21	17%	127
LATE HOURS URGENT CARE		66	61	48%	127
GESSLER CLINIC PA		98	29	23%	127
SHOAL CREEK REHABILITATION CENTER		85	42	33%	127
THE COURTYARD ASSISTED LIVING		123	4	3%	127
IQBAL A FARUQUI MD□		93	34	27%	127
TIFFANY HALL NURSING AND REHAB CENTER		117	9	7%	126
UNIVERSTIY CENTER MEDICAL LLC DBA	1	118	6	5%	125
BROOKDALE PALM COAST		125			125

COVID-19: testing by laboratory

Data through May 8, 2021 verified as of May 9, 2021 at 09:25 AM

Data in this report are provisional and subject to change.

The numbers in the table below represent the number of Florida and non-Florida residents for whom test results were received by the Department of Health. A person can be tested by more than one laboratory and can have both positive and negative results. **Therefore, the sum of the numbers in each column will be larger than the total number of people tested.**

Reporting lab	Inconclusive	Negative	Positive	Percent positive	Total
PUTNAM COUNTY SHERIFFS OFFICE		115	10	8%	125
WINDERMERE MEDICAL CENTER		119	6	5%	125
HOSPICE OF MARTIN & ST LUCIE, INC		122	3	2%	125
MINUTECLINIC DIAGNOSTIC OF OHIO LLC		103	22	18%	125
PALMS EDGE	1	116	8	6%	125
MONTEFIORE MEDICAL CENTER LABORATORIES - MOSES		114	10	8%	124
FLORIDA ATLANTIC UNIVERSITY		116	8	6%	124
WESTCHESTER MEDICAL CENTER	1	118	5	4%	124
Mt Sinai Aventura			124	100%	124
ISLAND URGENT CARE PLLC DBA AFC URGENT CARE		123	1	1%	124
ARBOR GLEN AT ARBOR TRACE	2	113	9	7%	124
ADVENT HEALTH CENTRA CARE - BRANDON		31	93	75%	124
DOCTORS CENTER PA,THE		107	17	14%	124
FHMG LAKE MARY PEDS		108	16	13%	124
NORTH FL SOUTH GA HCS-MALCOM RANDALL VAMC			124	100%	124
PSL NAPLES BH OPERATIONS, LLC		123			123
CITRUS MEMORIAL HEALTH SYSTEM LAB		2	121	98%	123
VIERA HOSPITAL			123	100%	123
GENEDX		48	75	61%	123
Golfview Healthcare Center		117	6	5%	123
PICH KTM CORP DBA MEDTOWN PHARMACY		106	17	14%	123
ARDEN COURTS OF SARASOTA		105	18	15%	123
MINUTECLINIC DIAGNOSTIC OF RHODE ISLAND, LLC #729		119	4	3%	123
EC OPCO CARROLLWOOD LLC		116	7	6%	123
ADVANCED EMURGENT CARE		28	94	77%	122
PARKVIEW HEALTH		121	1	1%	122
FHMG- FLORIDA HOSPITAL MEDICAL GROUP		108	14	11%	122
PHYSICIANS REGIONAL CLINIC		92	30	25%	122
Sandy Ridge Center for Rehabilitation and Healing		100	21	17%	121
ADVENTHEALTH MEDICAL GROUP PRIMARY CARE		112	9	7%	121
Crystal Health & Rehab Center		115	6	5%	121
HOSPICE OF THE EMERALD COAST INC - PANAMA CITY	2	112	7	6%	121
PINELLAS COUNTY JAIL			121	100%	121
URGENT CARE TCMA			121	100%	121
BROOKDALE JENSEN BEACH		118	3	2%	121
ENCOMPASS HEALTH REHABILITATION HOSPITAL		119	1	1%	120
HOBDARI FAMILY HEALTH LLC		83	37	31%	120
MY CLINICAL LAB INC		17	103	86%	120
J FRANK AVEY MD		93	27	23%	120
ARBOR TERRACE ORTEGA LLC	2	116	2	2%	120
FLAGLER COLLEGE HEALTH SERVICES		86	34	28%	120
COASTAL HEALTH AND REHAB		110	9	8%	119
MATHISON RETIREMENT COMMUNITY		114	5	4%	119
Hialeah Nursing And Rehabilitation Center		113	6	5%	119
DELAND WELLNESS CENTER			119	100%	119
TREASURE COAST PEDIATRICS PA		112	7	6%	119

COVID-19: testing by laboratory

Data through May 8, 2021 verified as of May 9, 2021 at 09:25 AM

Data in this report are provisional and subject to change.

The numbers in the table below represent the number of Florida and non-Florida residents for whom test results were received by the Department of Health. A person can be tested by more than one laboratory and can have both positive and negative results. **Therefore, the sum of the numbers in each column will be larger than the total number of people tested.**

Reporting lab	Inconclusive	Negative	Positive	Percent positive	Total
MED ONE AT SAINT AUGUSTINE		87	32	27%	119
RDX BIOSCIENCE		60	59	50%	119
BROOKDALE CANOPY OAKS		87	32	27%	119
ENCOMPASS HEALTH REHABILITATION HOSPITAL OF LARGO		116	3	3%	119
TUSCAN ISLE OPERATING COMPANY LLC DBA		114	4	3%	118
ISLAND DOCTORS		23	95	81%	118
BROWARD HEALTH CORAL SPRINGS EPIDEMIOLOGY DEPT		1	117	99%	118
UNIVERSITY HEALTH SYSTEM INC		107	11	9%	118
VILLAS OF HOLLY BROOK - BRADENTON 14TH		116	2	2%	118
GRAND OAKS OF JENSEN BEACH LLC□		113	5	4%	118
SH HERON EAST LLC□		103	15	13%	118
PATRICK AIR FORCE BASE		7	111	94%	118
MD 365 MEDICAL CARE		116	1	1%	117
TREASURE COAST PRIMARY CARE		94	23	20%	117
NEIGHBORHOOD MEDICAL CENTER		112	5	4%	117
BLISS HEALTHCARE SERVICES	1	91	25	21%	117
PALM BAY HOSPITAL			117	100%	117
ST JOSEPHS HOSPITAL SOUTH HOSPITAL		1	116	99%	117
LENOX HILL HOSPITAL		108	9	8%	117
BROOKDALE COLONIAL PARK	2	114	1	1%	117
BELVEDERE COMMONS OF FORT WALTON BEACH		106	10	9%	116
CAREATC		30	86	74%	116
BAY PINES MEDICAL ASSOCIATES		1	115	99%	116
SOUTH BALDWIN MEDICAL CENTER GULF SHORES		93	23	20%	116
SMS DO PA		98	18	16%	116
WESTWOOD NURSING & REHAB		82	34	29%	116
CSL PLASMA INC		11	105	91%	116
CONSULATE HEALTH CARE OF SARASOTA□	1	115			116
NORTH SHORE MEDICAL LABS	1	108	7	6%	116
LEE COUNTY SCHOOL DISTRICT	1	108	7	6%	116
TROPICANA MANUFACTURING COMPANY INC		109	7	6%	116
CABANA AT JENSEN DUNES, THE		111	4	3%	115
CARE CENTERS OF NASSAU, LLC - HENDRICKS RD		114	1	1%	115
GUIDEWELL EMERGENCY MEDICINE DOCTORS LLC		75	40	35%	115
THE POINTE AT CEDAR PARK		114	1	1%	115
SUNFLOWER SPRINGS ASSISTED LIVING		105	10	9%	115
TREASURE COAST MEDICAL ASSOCIATES		4	111	97%	115
CAN COMMUNITY HEALTH		113	2	2%	115
Courtyards of Orlando Care Center		102	12	11%	114
UNIVERSITY MEDICAL CENTER SUITES		100	14	12%	114
ELAN BUENA VISTA		97	17	15%	114
G & R HEALTH MART PHARMACY		93	20	18%	113
CAREMOUNT MEDICAL - PATHOLOGY		109	4	4%	113
MINUTECLINIC DIAGNOSTIC OF SOUTH CAROLINA, LLC		92	20	18%	112
TOTAL CARE PLUS LLC			112	100%	112
ALLIED HEALTH FORT PIERCE		112			112

COVID-19: testing by laboratory

Data through May 8, 2021 verified as of May 9, 2021 at 09:25 AM

Data in this report are provisional and subject to change.

The numbers in the table below represent the number of Florida and non-Florida residents for whom test results were received by the Department of Health. A person can be tested by more than one laboratory and can have both positive and negative results. **Therefore, the sum of the numbers in each column will be larger than the total number of people tested.**

Reporting lab	Inconclusive	Negative	Positive	Percent positive	Total
CLEVELAND CLINIC FOUNDATION		12	100	89%	112
VRL EUROFINs - HAWAII		112			112
ENCOMPASS HEALTH REHABILITATION HOSPITAL OF SARASOTA		111	1	1%	112
RARITAN BAY PERTH AMBOY		102	9	8%	111
HARBORCHASE OF NAPLES		97	14	13%	111
ALL MY KIDS PEDIATRICS INC		78	33	30%	111
PM PEDIATRICS		98	13	12%	111
MG PORT CHARLOTTE II SUBTENANT LLC		99	12	11%	111
COLONY CARE CENTER		94	16	15%	110
LAKE HOUSE ASSISTED LIVING		93	17	15%	110
ASHRAF MEDICAL GROUP PLLC DBA PULSE MD		107	3	3%	110
Cross Landings Health and Rehabilitation		101	9	8%	110
MEDSTAR LABORATORY INC	6	103	1	1%	110
EXPRESS DOCS LLC		11	99	90%	110
AU HEALTH		94	16	15%	110
BRANDYWYNE HEALTH CARE CENTER		107	2	2%	109
WALGREENS CO		98	11	10%	109
Riviera Health Resort		108	1	1%	109
WHITE PLAINS HOSPITAL CENTER LAB		105	4	4%	109
North Lake Care Center		107	1	1%	108
EVANS HEALTH CARE		106	2	2%	108
BAPTIST MEDICAL CENTER SOUTH		86	22	20%	108
LPG PRIMARY CARE AT SURFSIDE		94	14	13%	108
VILLAGES VA CBOC	2	99	6	6%	107
AFTER HOURS PEDIATRICS			107	100%	107
MENORAH HOUSE		106	1	1%	107
Ocala Oaks Rehabilitation Center		101	6	6%	107
MAIN STREET MEDICAL CENTER OF CRESTVIEW PA		83	24	22%	107
NAVY HOSPITAL			107	100%	107
BAY VIEW HEALTHCARE		85	22	21%	107
CHILDRENS CLINIC		56	51	48%	107
ELMCROFT OF BELLA VITA		98	8	8%	106
NORTH FLORIDA EVALUATION AND TREATMENT CENTER	2	99	5	5%	106
325TH MEDICAL GROUP		87	19	18%	106
HEART OF FLORIDA REGIONAL MED CTR		35	71	67%	106
LECONTE MEDICAL CENTER LAB		86	19	18%	105
Gulfport Rehabilitation Center		102	3	3%	105
SUNSHINE GARDENS		104	1	1%	105
ST PETERSBURG PEDIATRICS-SEMINOLE		92	13	12%	105
MIAMI BEACH COMMUNITY HEALTH CENTER		2	103	98%	105
CVS NY4098030POCT NEW YORK		104	1	1%	105
KALEIDA HEALTH CENTER FOR LABORATORY		99	6	6%	105
MAJESTIC OAKS		102	3	3%	105
WE SCREEN LLC		99	6	6%	105
COASTAL LABORATORIES OF FLORIDA		92	13	12%	105
SHERMAN-ABRAMS LABORATORY INC		98	7	7%	105

COVID-19: testing by laboratory

Data through May 8, 2021 verified as of May 9, 2021 at 09:25 AM

Data in this report are provisional and subject to change.

The numbers in the table below represent the number of Florida and non-Florida residents for whom test results were received by the Department of Health. A person can be tested by more than one laboratory and can have both positive and negative results. **Therefore, the sum of the numbers in each column will be larger than the total number of people tested.**

Reporting lab	Inconclusive	Negative	Positive	Percent positive	Total
MEDICAL CONSULTANTS OF FLORIDA DBA	1	90	14	13%	105
EAST RIDGE RETIREMENT VILLAGE INC		104			104
ST MARK ASSISTED LIVING CENTER	1	91	12	12%	104
VISTA MANOR		92	12	12%	104
ORLANDO LUTHERAN TOWERS ASSISTED LIVING		104			104
PEDIATRIC CARE CENTER- JACKSONVILLE BEACH		75	29	28%	104
GRACE MEDICAL HOME		85	19	18%	104
PORT CHARLOTTE REHABILITATION CENTER		90	14	13%	104
GRANDE, THE	2	98	4	4%	104
PREDICTIVE LABORATORIES, INC	1	90	13	13%	104
DOUGLAS T JACOBSON STATE VETERANS HOME		104			104
PUBLIC SQUARE PHARMACY LLC		81	22	21%	103
NORTH CENTRAL BRONX HOSPITAL		98	5	5%	103
PruittHealth Fleming Island		87	15	15%	102
ALL CARE URGENT CARE			102	100%	102
CENTRAL FLORIDA HEALTH CARE		47	55	54%	102
HENNEPIN HEALTHCARE LABORATORY		102			102
MULBERRY CARE CENTER		89	13	13%	102
BROOKDALE VERO BEACH SOUTH AL		101	1	1%	102
CCS - BROWARD COUNTY JAIL		94	7	7%	101
CALADIUM PEDIATRICS		85	16	16%	101
HAWTHORN HOUSE		87	14	14%	101
CRESTVIEW URGENT CARE	1	22	78	77%	101
MACADAMS HOME HEALTH AGENCY		100	1	1%	101
GLOBAL CENTRAL LABS AT PPD	2	88	10	10%	100
EMERALD COAST CENTER		96	4	4%	100
LAFAYETTE NURSING AND REHABILITATION CENTER		98	2	2%	100
PANIRA HEALTHCARE CLINIC		2	98	98%	100
WORLD OF PEDIATRICS LLC		92	8	8%	100
PENNSYLVANIA DEPT OF HEALTH		21	79	79%	100
Consulate Health Care of Port Charlotte		98	2	2%	100
HUNTSVILLE HOSPITAL LABORATORY		71	28	28%	99
VANDERBILT UNIVERSITY MEDICAL CENTER		90	9	9%	99
JOHN KNOX VILLAGE OF FLORIDA ALF	1	94	4	4%	99
INFINITY BIOLOGIX LLC OAKDALE		94	5	5%	99
Consulate Health Care of Jacksonville		85	14	14%	99
DEVANSH LAB WERKS INC		79	20	20%	99
VALLEY MEDICAL CENTER		91	7	7%	98
MIRIMUS CLINICAL LABS	2	42	54	55%	98
ARBOR TRAIL		78	20	20%	98
PLAZA OF HALLANDALE BEACH		98			98
FLORIDA COMMUNITY HEALTH CENTERS INC			98	100%	98
URINEGOODHANDS LLC		96	2	2%	98
ALTAMONTE PEDIATRIC ASSOCIATES		31	67	68%	98
PRIMECARE AT TWIN LAKES		2	96	98%	98
GOOD HEARTS COVID TESTING		55	43	44%	98

COVID-19: testing by laboratory

Data through May 8, 2021 verified as of May 9, 2021 at 09:25 AM

Data in this report are provisional and subject to change.

The numbers in the table below represent the number of Florida and non-Florida residents for whom test results were received by the Department of Health. A person can be tested by more than one laboratory and can have both positive and negative results. **Therefore, the sum of the numbers in each column will be larger than the total number of people tested.**

Reporting lab	Inconclusive	Negative	Positive	Percent positive	Total
LANDMARK, THE		48	50	51%	98
KORGENE LAB	1	28	69	70%	98
SEMINOLE COUNTY HEALTH DEPARTMENT		79	19	19%	98
WINDSOR OAKS		96	1	1%	97
MINNESOTA TWINS		92	5	5%	97
STONY BROOK UNIVERSITY MEDICAL CENTER		83	14	14%	97
SIGNATURE HEALTHCARE OF MIDDLEBURG		95	2	2%	97
SUPERIOR RESIDENCES OF LECANTO		82	15	15%	97
HEALTH CENTERS AT BRENTWOOD		96	1	1%	97
FLORIDA MEDICAL CLINIC - MULTI SPECIALTY CAMPUS		53	44	45%	97
HURLBURT FIELD CLINIC		39	58	60%	97
RIDGEWOOD DIAGNOSTIC LABORATORY		92	5	5%	97
MARKET STREET VIERA		95	1	1%	96
IXI WELLNESS DALLAS, LLC		96			96
BAYSHORE MEMORY CARE		96			96
LABFIRST - DEPARTMENT OF PATHOLOGY		92	4	4%	96
QPS, LLC		93	3	3%	96
PEDIATRIC ASSOCIATES ORLANDO		82	14	15%	96
BARRY UNIVERSITY STUDENT HEALTH SERVICES		52	44	46%	96
GOLFCREST HEALTHCARE CENTER		96			96
ADVENT HEALTH CENTRA CARE - EAST ORLANDO		65	30	32%	95
CROSS CITY REHABILITATION AND HEALTH CARE CENTER		72	23	24%	95
EAST ALABAMA MEDICAL CENTER LABORATORY		83	12	13%	95
THE TERRACE OF KISSIMMEE		80	15	16%	95
A COUNTRY PLACE ASSISTED LIVING FACILITY		92	2	2%	94
DIAGNOSTIC SOLUTIONS		3	91	97%	94
ADVENT HEALTH CENTRA CARE - WATERMAN		79	15	16%	94
ERIE COUNTY MEDICAL CTR CLINICAL LABS		90	4	4%	94
NEW SMYRNA BEACH URGENT CARE			94	100%	94
Conway Lakes Health and Rehabilitation Center		93	1	1%	94
KINDRED AT HOME		85	9	10%	94
ADVENT HEALTH - CENTRAL PASCO ER		81	13	14%	94
BRIDGEVIEW CENTER LLC		81	13	14%	94
CATHOLIC HEALTH SERVICES REGIONAL LAB		86	8	9%	94
ROSECASTLE AT DELANEY CREEK		93	1	1%	94
CATHOLIC HEALTH SYSTEM DEPT LABORATORY		89	4	4%	93
PRESERVE AT PALM AIRE	3	90			93
BISHOP GRADY VILLAS		90	2	2%	92
MAGNOLIA DIAGNOSTIC		2	90	98%	92
FLORIDA PEDIATRIC GROUP		31	61	66%	92
PLYMOUTH HOME FOR ADULTS, INC.	8	83	1	1%	92
SUWANNEE COUNTY SHERIFF OFFICE		89	3	3%	92
DAVITA LABORATORY		69	23	25%	92
LAKE GIBSON VILLAGE, LLC		89	3	3%	92
JESSIE TRICE COMMUNITY HEALTH SYSTEM, INC		75	17	18%	92
MEDRITE URGENT CARE		78	14	15%	92

COVID-19: testing by laboratory

Data through May 8, 2021 verified as of May 9, 2021 at 09:25 AM

Data in this report are provisional and subject to change.

The numbers in the table below represent the number of Florida and non-Florida residents for whom test results were received by the Department of Health. A person can be tested by more than one laboratory and can have both positive and negative results. **Therefore, the sum of the numbers in each column will be larger than the total number of people tested.**

Reporting lab	Inconclusive	Negative	Positive	Percent positive	Total
LABCORP		27	65	71%	92
CENTURY CENTER FOR REHABILITATION & HEALING		74	18	20%	92
Baldwin Pediatrx		81	11	12%	92
BAHIA OAKS LODGE		85	6	7%	91
CVS MINUTE CLINIC		3	88	97%	91
DEBARY HEALTH AND REHABILITATION CENTER		88	3	3%	91
MISIR DRUGS LLC		72	19	21%	91
NAPHCARE INC		85	6	7%	91
LISTENING DOCTOR PLLC, THE		81	10	11%	91
SONORAN DESERT PATHOLOGY ASSOCIATES		3	88	97%	91
LAKELAND REGIONAL HEALTH GATEWAY CENTER		65	26	29%	91
PARK OF THE PALMS INC		90	1	1%	91
MD 365 MEDICAL CARE PLLC		91			91
COOPER FAMILY MEDICAL PLLC		71	20	22%	91
CONCENTRA - FT LAUDERDALE - COMMERCIAL BLVD		89	2	2%	91
HERON CLUB AT PRESTANCIA		89	2	2%	91
SUN CLINICAL LABORATORIES		90	1	1%	91
JENNIFER J CHIAVETTA-GRLSANTI DC		74	17	19%	91
SANTA BARBARA CARE CENTER		69	22	24%	91
PROMEDICA SENIOR LIVING		86	5	5%	91
INSTITUTE OF PATHOLOGY KINGS COUNTY		88	3	3%	91
AVERO DIAGNOSTICS		67	24	26%	91
Summit Medical Group, Pa DbA Citymd		83	7	8%	90
MANATEE COUNTY JAIL		89	1	1%	90
KEYS MEDICAL GROUP			90	100%	90
Winter Garden Rehab and Nursing Facility		79	11	12%	90
CAMPBELL URGENT CARE		15	75	83%	90
JERICO URGENT CARE		86	4	4%	90
Lanier Rehab		64	26	29%	90
FREEDOM INN AT TARPON SPRINGS		82	7	8%	89
ATRIUM AT LIBERTY PARK		85	4	4%	89
MEDICAL PAVILION CLINIC		66	23	26%	89
MIAMI SHORES NURSING & REHAB		89			89
NORTH FLORIDA SPINE AND WELLNESS		69	20	22%	89
1ST PRIORITY LAB SERVICES		73	16	18%	89
STUART LODGE LIVING LLC		66	23	26%	89
ACE BIOMEDICAL LABS LLC		74	15	17%	89
ST VINCENT'S BIRMINGHAM		82	7	8%	89
PERSONAL PEDIATRICS		78	11	12%	89
EVENTEST, LLC		87	2	2%	89
EMERGENCY PHYSICIANS MEDICAL CENTER LLC		65	24	27%	89
SIMEDHEALTH LLC		75	13	15%	88
GOVERNOR'S CREEK HEALTH & REHABILITATION		87	1	1%	88
DAVENPORT PEDIATRICS CLERMONT PA		79	9	10%	88
BREVARD HEALTH ALLIANCE INC		85	3	3%	88
BAYLOR GENETICS		75	13	15%	88

COVID-19: testing by laboratory

Data through May 8, 2021 verified as of May 9, 2021 at 09:25 AM

Data in this report are provisional and subject to change.

The numbers in the table below represent the number of Florida and non-Florida residents for whom test results were received by the Department of Health. A person can be tested by more than one laboratory and can have both positive and negative results. **Therefore, the sum of the numbers in each column will be larger than the total number of people tested.**

Reporting lab	Inconclusive	Negative	Positive	Percent positive	Total
HUNTINGTON HOSPITAL LABORATORY		84	3	3%	87
WALGREENS 2941		83	4	5%	87
EISENHOWER ARMY MEDICAL CENTER		80	7	8%	87
CLYDE E LASSEN STATE VETERANS NURSING HOME		62	25	29%	87
UNIVERSITY OF NEW MEXICO HOSPITAL		87			87
BRANDON HEALTH AND REHABILITATION CENTER	1	85	1	1%	87
NORTHWESTERN UNIVERSITY CORP		86	1	1%	87
PACIFIC ANALYTICS			87	100%	87
CHAMBREL AT ISLAND LAKE		83	4	5%	87
BEACHES PEDIATRICS PA		82	5	6%	87
WALGREENS #12673		82	4	5%	86
BRILLIANCE ASSISTED LIVING		69	17	20%	86
ST VINCENTS PRIMARY CARE		78	8	9%	86
AR ANESTHESIA LLC		84	2	2%	86
SUNCOAST TECHNICAL COLLEGE SCHOOL OF HEALTH		86			86
DISCOVERY VILLAGE AT THE FORUM		86			86
PENSACOLA DEVELOPMENTAL CENTER		67	19	22%	86
JOHN D ARCHBOLD MEMORIAL HOSPITAL		83	3	3%	86
LEVY COUNTY DEPARTMENT OF HEALTH		61	24	28%	85
LAKE HOWELL FAMILY MEDICINE ASSOCIATES		70	15	18%	85
W. FRANK WELLS NURSING HOME		84	1	1%	85
DELCARE PA		68	17	20%	85
MEADOWCREST FAMILY PHYSICIANS PA	1	60	24	28%	85
PRMG - EAST NAPLES	1	73	11	13%	85
ARBOR OAKS AT TYRONE	9	74	2	2%	85
MEDEXPRESS - BLOOMIN BRANDS		65	20	24%	85
GEORGE E WEEMS MEMORIAL HOSPITAL LAB		70	15	18%	85
LAKE SHERIFF		65	20	24%	85
PANCARE HEALTH - FREEPORT CLINIC SUITE B		75	9	11%	84
PEDIATRIC SERVICES OF AMERICA INC		79	5	6%	84
HOLMES COUNTY HEALTH DEPARTMENT	1	70	13	15%	84
AESTHETIC ENHANCEMENTS		84			84
NITE LITE PEDIATRICS - JACKSONVILLE		76	8	10%	84
PINES OF SARASOTA GARDEN		84			84
LONG TERM CARE OF JAY, LLC		63	21	25%	84
ROYAL CARE OF AVON PARK		80	3	4%	83
MID FLORIDA PRIMARY CARE PA		69	14	17%	83
LABCORP EMPLOYER SERVICES		82	1	1%	83
GRAND ST PAUL CVS		80	3	4%	83
CANOPY ON BERRYHILL, THE		51	32	39%	83
BROWARD HEALTH MEDICAL CENTER CLINICAL LAB			83	100%	83
CENTRAL FLORIDA PEDIATRICS		38	45	54%	83
PREMIUM HEALTH SERVICES OF TAMPA BAY LLC		53	30	36%	83
REHAB AND HEALTHCARE CENTER OF CAPE CORAL		83			83
Lexington Health and Rehabilitation Center		82			82
LAB PLUS, LLC AT SAINT THOMAS WEST HOSPITAL		68	14	17%	82

COVID-19: testing by laboratory

Data through May 8, 2021 verified as of May 9, 2021 at 09:25 AM

Data in this report are provisional and subject to change.

The numbers in the table below represent the number of Florida and non-Florida residents for whom test results were received by the Department of Health. A person can be tested by more than one laboratory and can have both positive and negative results. **Therefore, the sum of the numbers in each column will be larger than the total number of people tested.**

Reporting lab	Inconclusive	Negative	Positive	Percent positive	Total
TAMPA BAY CONCIERGE DOCTOR, LLC		79	3	4%	82
THE PAVILION FOR HEALTH CARE		72	10	12%	82
BIO-TECH CLINICAL LABORATORIES		41	40	49%	81
LAB		29	52	64%	81
ATLAN		72	9	11%	81
ARTHREX MEDICAL CENTER		44	37	46%	81
LAKE CITY VA MEDICAL CENTER			81	100%	81
WEST VOLUSIA FAMILY AND SPORTS MEDICINE		75	6	7%	81
MEDCOR CORPORATE CLINIC		80	1	1%	81
ECOLAB GROUP		45	36	44%	81
BioReference Laboratories, Inc		9	71	89%	80
THE TRADITION OF THE PALM BEACHES		77	3	4%	80
PRODUCTION HEALTH SAFETY MANAGEMENT		78	2	3%	80
ADVENTHEALTH MEDICAL GROUP MULTISPECIALTY			80	100%	80
ORTHOPAEDIC SURGERY CENTER		80			80
BALMORAL TENANT SERVICES INC	1	43	36	45%	80
FLORIDA MEDICAL CLINIC PA		55	25	31%	80
EDGEWATER AT WATERMAN VILLAGE		78	1	1%	79
OCOE PEDIATRICS		71	8	10%	79
CBS LABS OF TAMPA LLC		3	76	96%	79
VETERANS AFFAIRS MEDICAL CENTER - PALO ALTO		28	51	65%	79
STUART REHABILITATION AND HEALTHCARE		63	16	20%	79
MICHAEL AKPEKE MD		70	9	11%	79
BOND CLINIC PA		46	33	42%	79
SIMED LABORATORY		63	16	20%	79
AHMG SURGICAL SPECIALIST		79			79
NORTH SHORE UNIVERSITY HOSPITAL LABORATORY		72	7	9%	79
CENTRAL BALDWIN IMMEDIATE CARE & FAMILY PRACTICE		61	18	23%	79
DOH-WEST PALM BEACH BRANCH LABORATORY		3	75	96%	78
BAYCARE MEDICAL GROUP		71	7	9%	78
NEW MEXICO STATE PUBLIC HEALTH DIVISION		78			78
LAKE MORTON PLAZA		75	3	4%	78
JACOBI MEDICAL CENTER		73	5	6%	78
NOMI HEALTH LAB SERVICES LLC		8	70	90%	78
PANCARE HEALTH - MALONE CLINIC		71	7	9%	78
LPG PRIMARY CARE AT PINE ISLAND		64	14	18%	78
BARNETT PARK		2	75	97%	77
STONY BROOK SOUTHAMPTON		75	2	3%	77
PALM RIVER COMMUNITY HEALTH CENTER		68	9	12%	77
WALGREENS 9627		71	6	8%	77
AVANTE OF MOUNT DORA INC		77			77
THE GOOD SHEPARDS OF DELAND-WEST		76	1	1%	77
ROCKLEDGE REGIONAL MEDICAL CENTER		36	41	53%	77
LEE MEMORIAL HEALTH SYSTEM D/B/A LEE COMMUNITY		71	6	8%	77
ORANGE CITY NURSING AND REHAB		75	2	3%	77
HEALTH FIRST - PALM BAY HOSPITAL		2	75	97%	77

COVID-19: testing by laboratory

Data through May 8, 2021 verified as of May 9, 2021 at 09:25 AM

Data in this report are provisional and subject to change.

The numbers in the table below represent the number of Florida and non-Florida residents for whom test results were received by the Department of Health. A person can be tested by more than one laboratory and can have both positive and negative results. **Therefore, the sum of the numbers in each column will be larger than the total number of people tested.**

Reporting lab	Inconclusive	Negative	Positive	Percent positive	Total
NICEVILLE URGENT CARE		30	47	61%	77
BOND CLINIC DR ELDEEB		38	39	51%	77
DEVELOPMENTAL DISABILITIES DEFENDANT PROGRAM		75	2	3%	77
LUTHERAN HAVEN ASSISTED LIVING		77			77
CLEARWATER PAIN MANAGEMENT ASSOCIATES		75	2	3%	77
HEARTLAND PEDIATRIC ASSOCIATES		64	12	16%	76
LEE COMMUNITY HEALTHCARE - LEHIGH		63	13	17%	76
ROSECASTLE OF JACKSONVILLE LLC		74	2	3%	76
CLINICAL PATHOLOGY ASSOCIATES-SONIC REFERENCE LAB		76			76
THOMAS INTERNAL MEDICINE		64	12	16%	76
WINDSOR REFLECTIONS		75	1	1%	76
MINUTECLINIC DIAGNOSTIC OF KANSAS, PA		67	9	12%	76
CAMP BOGGY CREEK		75	1	1%	76
ASSOCIATED CLINICAL LABORATORIES		68	8	11%	76
SUNCOAST OPTIMAL WELLNESS		23	53	70%	76
S-H THIRTY-FIVE OPCO- PORT ST LUCIE, LLC	1	75			76
MOBILE PHYSICIAN SERVICES INC		68	8	11%	76
DYNAMIC MEDICAL USA			76	100%	76
PROMEDICA LABORATORIES		21	55	72%	76
MICHAEL A VENAZIO MD		71	4	5%	75
WATERCREST ST LUCIE WEST	1	69	5	7%	75
ST JOSEPHS CHILDRENS OUTREACH		2	73	97%	75
MINUTECLINIC DIAGNOSTIC OF NEW JERSEY		67	8	11%	75
SOS MOBILE MEDICAL CARE LLC		63	12	16%	75
ELLKAY HEALTHCARE DATA PLUMBERS	52	19	4	5%	75
ORLANDO CLINICAL RESEARCH CENTER		72	3	4%	75
NORTH FLORIDA PHARMACY		66	9	12%	75
URGENT CARE USA LLC		2	73	97%	75
BROWARD HEALTH MEDICAL CENTER		3	72	96%	75
ADVENTHEALTH EXPRESSCARE		45	30	40%	75
NOAH CLINICAL LABORATORY		63	11	15%	74
NORTH FLORIDA PEDIATRICS		57	17	23%	74
OAK MANOR NURSING HOME		70	4	5%	74
EC OPCO PENSACOLA, LLC		73	1	1%	74
HARMONY CLINIC		1	73	99%	74
GV NAPLES OPCO, LLC		73	1	1%	74
BROOKDALE OVIEDO		72	2	3%	74
SCOTT LAKE HEALTH AND REHABILITATION CENTER		71	3	4%	74
Grand Villa of Clearwater		67	6	8%	73
SUMTER PEDIATRICS		68	5	7%	73
TOWERS HOME CARE		69	4	5%	73
EVIVIA		70	3	4%	73
PIERCE INSTRUMENTS INC		71	2	3%	73
MD LABS		46	27	37%	73
DISCOVERY VILLAGE AT PALM BEACH GARDENS		71	2	3%	73
CONSULATE HEALTH CARE – LAKE MARY		72	1	1%	73

COVID-19: testing by laboratory

Data through May 8, 2021 verified as of May 9, 2021 at 09:25 AM

Data in this report are provisional and subject to change.

The numbers in the table below represent the number of Florida and non-Florida residents for whom test results were received by the Department of Health. A person can be tested by more than one laboratory and can have both positive and negative results. **Therefore, the sum of the numbers in each column will be larger than the total number of people tested.**

Reporting lab	Inconclusive	Negative	Positive	Percent positive	Total
TITUSVILLE FAMILY PRACTICE		17	56	77%	73
AIR, LAND & SEA PHYSICALS & CONSULTATIONS, LLC		72	1	1%	73
MED EXPRESS		6	67	92%	73
KESHAV RX LLC		59	13	18%	72
PANCARE HEALTH - JACKSON COUNTY		59	13	18%	72
HAVEN OF OUR LADY OF PEACE		72			72
ERIC C MRSHAL, MD, PC #1842		69	3	4%	72
CRAIG BERGER MD PL D/B/A BAY AREA EYE INSTITUTE		72			72
ADVENT HEALTH - LAKE MARY		61	10	14%	71
FAST PACE MEDICAL CLINIC, PLLC		60	11	15%	71
INDIGO MANOR		22	49	69%	71
Salerno Bay Health & Rehabilitation Center		61	10	14%	71
Stratford Court of Palm Harbor		61	10	14%	71
AMMON LABS		61	10	14%	71
ADVANCED LAB		67	4	6%	71
NORTH FLORIDA PEDIATRICS - JACKSONVILLE		64	7	10%	71
CL BRUMBACK PRIMARY CARE CLINICS		17	54	76%	71
EAST HILL PHARMACY		52	19	27%	71
STERLING HOUSE OF TALLAHASSEE	3	62	6	8%	71
INN AT ASTON GARDENS AT PELICAN POINTE,THE		67	4	6%	71
SAFARI PEDIATRICS PA		68	2	3%	70
Highlands Regional Hospital		63	7	10%	70
CP/AIG PENSACOLA DEVELOPMENT LLC		67	3	4%	70
INTERNAL MEDICINE ASSOCIATES PA		65	5	7%	70
ISLAND COAST PEDIATRICS		62	8	11%	70
SUMMIT AT VENICE	2	63	5	7%	70
SUNCOAST COMMUNITY HEALTH CENTERS PEDIATRICS		21	49	70%	70
CITY OF OCALA EMPLOYEE HEALTH AND WELLNESS CENTER		63	7	10%	70
SUNSHINE PEDIATRICS		69	1	1%	70
ORLANDO COVID TEST , LLC		62	8	11%	70
USF HEALTH MORSANI CENTER		5	65	93%	70
WILSON MEMORIAL REGIONAL MEDICAL CENTER		65	4	6%	69
SAN JOSE SENIOR CARE LLC	1	43	25	36%	69
TRINITY URGENT CARE		55	14	20%	69
MINUTECLINIC DIAGNOSTIC OF SOUTH CAROL		62	7	10%	69
FLORIDA HEALTH CARE DELAND			69	100%	69
MEMORIAL MANOR		69			69
PLANTATION GENERAL HOSPITAL CLINICAL LAB		26	43	62%	69
HERITAGE HEALTHCARE AND REHABILITATION CENTER		69			69
LINCOLN MEDICAL AND MENTAL HEALTH CENTER		66	3	4%	69
PARKSIDE INN	3	64	2	3%	69
LAKE CO EMPLOYEE HEALTH AND WELLNESS CENTER		60	8	12%	68
PALM BAY URGENT CARE		28	40	59%	68
AEL- MEMPHIS		17	51	75%	68
BIG BOCA SMILES LLC		66	2	3%	68
GENPATH			68	100%	68

COVID-19: testing by laboratory

Data through May 8, 2021 verified as of May 9, 2021 at 09:25 AM

Data in this report are provisional and subject to change.

The numbers in the table below represent the number of Florida and non-Florida residents for whom test results were received by the Department of Health. A person can be tested by more than one laboratory and can have both positive and negative results. **Therefore, the sum of the numbers in each column will be larger than the total number of people tested.**

Reporting lab	Inconclusive	Negative	Positive	Percent positive	Total
BOND AND STEELE CLINIC, PA		54	14	21%	68
MINUTECLINIC, LLC		60	7	10%	67
GOLDEN POND COMMUNITIES		67			67
TGH URGENT CARE POWERED BY FAST TRACK			67	100%	67
VIP WALK IN CLINIC		44	23	34%	67
SEWALLS POINT PHARMACY INC		59	8	12%	67
FLORIDA HEALTH CARE		8	59	88%	67
MEASE MANOR INC		63	4	6%	67
SOMERBY OF SANTA ROSA BEACH		58	9	13%	67
SAMFORD UNIVERSITY HEALTH SERVICES		66	1	1%	67
ERDOX		62	5	7%	67
APC PEDIATRICS AT RYE ROAD MEDICAL PARK		63	4	6%	67
ADVENT HEALTH - PALM COAST		2	64	97%	66
CORNERSTONE PEDIATRICS		54	12	18%	66
MINUTECLINIC DIAGNOSTIC OF HAWAII LLC		59	7	11%	66
AMERICAN FAMILY MEDICAL		53	13	20%	66
BIOREFERENCE LABORATORIES INC		11	55	83%	66
MEDEX MEDICAL EXPRESS OF PALATKA			66	100%	66
NORTH FLORIDA MEDICAL CENTER		59	7	11%	66
DOT DOC SARASOTA		60	6	9%	66
SIDDH INC DBA SAN CARLOS PHARMACY		62	4	6%	66
OKEECHOBEE URGENT CARE		17	49	74%	66
TROY REGIONAL MEDICAL CENTER		55	11	17%	66
NEMOURS CHILDRENS PRIMARY CARE OVIEDO		51	15	23%	66
GREENSBORO PATHOLOGY LLC		54	12	18%	66
EMPLOYEE WELLNESS PA		48	18	27%	66
FAMILY HEALTH CENTER		46	20	30%	66
VETERANS AFFAIRS MEDICAL CENTER - GULF COAST		27	39	59%	66
PREMISE HEALTH MIA		27	39	59%	66
ADVENT HEALTH CENTRA CARE - WINTER GARDEN		20	46	70%	66
Heritage Park Care and Rehabilitation		65			65
BROOKDALE CENTRE POINTE	1	64			65
EXPRESS CARE OF TAMPA BAY LLC		21	44	68%	65
HORIZON ALF		64	1	2%	65
WADSWORTH HEALTH CENTER		62	3	5%	65
LPG PULMONOLOGY-COCONUT POINT		55	10	15%	65
CORAL GABLES HOSPITAL			65	100%	65
LEE PHYSICIAN GROUP COLLEGE POINT		62	3	5%	65
Rehabilitation Center of the Palm Beaches		65			65
PERSONAL PEDIATRICS PA		61	4	6%	65
OUT OF STATE		40	25	38%	65
HERNANDO COUNTY FIRE RESCUE DISTRICT		31	34	52%	65
SUMMER VISTA ASSISTED LIVING		38	27	42%	65
CAREATC INC BRANDON	16	44	5	8%	65
EAST CENTRAL FLORIDA OUTPATIENT IMAGING		44	21	32%	65
NXGEN MDX		20	45	69%	65

COVID-19: testing by laboratory

Data through May 8, 2021 verified as of May 9, 2021 at 09:25 AM

Data in this report are provisional and subject to change.

The numbers in the table below represent the number of Florida and non-Florida residents for whom test results were received by the Department of Health. A person can be tested by more than one laboratory and can have both positive and negative results. **Therefore, the sum of the numbers in each column will be larger than the total number of people tested.**

Reporting lab	Inconclusive	Negative	Positive	Percent positive	Total
ST FRANCIS HOSPITAL		57	8	12%	65
CENTRA CARE - LAKE NONA		11	53	83%	64
SOUTHSIDE HOSPITAL NORTHWELL HEALTH LABORATORY		55	9	14%	64
Bon Secours Maria Manor		58	6	9%	64
DEPT OF VA MED CENTE-WEST PALM BEACH			64	100%	64
MINUTECLINIC DIAGNOSTIC MEDICAL GROUP		59	5	8%	64
BAYOU GARDENS DUNEDIN LLC		64			64
GREENLEAF ALF		63	1	2%	64
GRAND VILLA OF DEL RAY WEST		60	4	6%	64
TANVIR H SHAGAR NP		57	7	11%	64
GILBERT MEDICAL GROUP		57	7	11%	64
SILVER LAKE PEDIATRICS PA		57	7	11%	64
BRADFORD COUNTY HEALTH DEPARTMENT		63	1	2%	64
MICHIGAN DEPARTMENT OF HEALTH AND HUMAN SERVICES	1		63	98%	64
LAKE BUTLER HOSPITAL		57	7	11%	64
TRINITY AL SENIOR HOUSING LLC		45	19	30%	64
MEDLOGIC LABORATORIES		3	61	95%	64
WALGREENS #05625		59	5	8%	64
JOSEPH L MORSE GERIATRIC CENTER	2	59	3	5%	64
VIERA HEALTH AND REHABILITATION CENTER		62	2	3%	64
LPG CONVENIENT CARE AT PINE ISLAND ROAD		58	6	9%	64
BEEHIVE HOMES OF GULF BREEZE		47	16	25%	63
BIG BEND CARES, INC		55	8	13%	63
BURRY'S PHARMACY INC		38	25	40%	63
CARE CENTERS OF NASSAU LLC MINER ROAD SOUTH		63			63
DAVID POSNACK JEWISH DAY SCHOOL		63			63
Palms at Ponte Vedra Assisted Living and Memory Care		60	3	5%	63
CINNAMON COVE ALF		62	1	2%	63
MEDI CLINIC SARASOTA INC		62	1	2%	63
CDR MAGUIRE INC	1	7	54	87%	62
MENTAL HEALTH CARE INC		53	9	15%	62
TBI RESIDENTIAL SERVICES, INC.		51	11	18%	62
S-H THIRTY FIVE OPCO - ORANGE CITY, LLC		52	10	16%	62
GADSDEN COUNTY HEALTH DEPARTMENT		52	10	16%	62
ADVENTHEALTH MEDICAL GROUP FAMILY MEDICINE		57	5	8%	62
ST CLOUD PHYSICIAN MANAGEMENT LLC DBA ST CLOUD		28	34	55%	62
Casa Mora Rehabilitation & Extended Care		60	2	3%	62
EVAN R SHAPIRO MD PA		62			62
PINELLAS PARK FIRE DEPARTMENT		59	3	5%	62
EMERALD COAST HOSPICE		61	1	2%	62
LAKELAND REGIONAL HEALTH		38	24	39%	62
ADVENT HEALTH - MOUNT DORA		10	52	84%	62
OVERLOOK HOSPITAL LABORATORY		57	5	8%	62
DHMD		62			62
ENCOMPASS HEALTH REHABILITATION OF ALTAMONTE		57	5	8%	62
Grace Rehabilitation of Vero Beach		60	1	2%	61

COVID-19: testing by laboratory

Data through May 8, 2021 verified as of May 9, 2021 at 09:25 AM

Data in this report are provisional and subject to change.

The numbers in the table below represent the number of Florida and non-Florida residents for whom test results were received by the Department of Health. A person can be tested by more than one laboratory and can have both positive and negative results. **Therefore, the sum of the numbers in each column will be larger than the total number of people tested.**

Reporting lab	Inconclusive	Negative	Positive	Percent positive	Total
GRAND VILLA OF ALTAMONTE SPRINGS		54	7	11%	61
WASHINGTON REHABILITATION AND NURSING CENTER		51	10	16%	61
MAUREEN OROURKE-FUTEY			61	100%	61
RITECARE MED CTR H			61	100%	61
CALHOUN COUNTY HEALTH DEPT		32	29	48%	61
INTERNAL MEDICINE SPECIALIST		55	6	10%	61
TUKA PEDIATRICS		8	52	87%	60
MARQUIS LABS, LLC		58	2	3%	60
INTERNAL LAB		50	10	17%	60
LONG ISLAND JEWISH MED CTR		54	6	10%	60
THE PRESERVE AT CLEARWATER		58	2	3%	60
IMMEDIATE CARE PA		56	4	7%	60
WAVE CREST HEALTH AND REHABILITATION CENTER		57	3	5%	60
WALGREEN		46	14	23%	60
TWIN CREEKS ASSISTED LIVING & MEMORY CARE		57	3	5%	60
CHILDREN'S HOSPITAL OF ALABAMA		59	1	2%	60
BOCA BIOLISTICS LLC		46	14	23%	60
PATIENTS CHOICE LAB OF IND, LLC		52	8	13%	60
SONATA BOCA RATON		54	6	10%	60
81ST MEDICAL GROUP		28	32	53%	60
BARNES HEALTHCARE OF FLORIDA LLC		56	4	7%	60
GRAND AVENUE RX			60	100%	60
BIOTECH		52	7	12%	59
UHEALTH AT FISHER ISLAND			59	100%	59
VALENCIA HOUSE ALF		57	2	3%	59
PALM BAY PEDIATRICS		39	20	34%	59
STEINHATCHEE FAMILY MEDICAL CENTER	1	50	8	14%	59
WILLOWS AT WILDWOOD, THE		53	6	10%	59
KEY WEST MEDICAL CENTER	1	51	7	12%	59
MILLENIUIM PHYSICIANS GROUP		1	58	98%	59
CARDIOLOGY AND MEDICINE ASSOCIATES		43	16	27%	59
FERN PARK DEVELOPMENTAL CENTER		5	54	92%	59
COOPER FAMILY MEDICAL, PLLC		48	10	17%	58
KINDRED HOSPITAL CENTRAL TAMPA BLOOD GAS	1	52	5	9%	58
CITYMD OF MANAHAWKIN		55	3	5%	58
ALEXANDER NININGER STATE VETERANS		58			58
FINLAY CLINICAL LABORATORY		20	38	66%	58
LAKE INTERNAL MEDICINE ASSOCIATES PA		51	7	12%	58
Margate Health and Rehabilitation Center		56	2	3%	58
LINCOLN DIAGNOSTIC LAB		56	2	3%	58
HEALTHPARK MEDICAL CTR NURSING SVC		58			58
BUECHELE DENTAL PA DBA CLERMONT FAMILY DENTISTRY		48	10	17%	58
SARATOGA HOSPITAL LABORATORY		52	6	10%	58
THE CANOPY AT BERRYHILL		57			57
HOLY NAME HOSPITAL LABORATORY		55	2	4%	57
WELLMED AT NEW TAMPA		43	14	25%	57

COVID-19: testing by laboratory

Data through May 8, 2021 verified as of May 9, 2021 at 09:25 AM

Data in this report are provisional and subject to change.

The numbers in the table below represent the number of Florida and non-Florida residents for whom test results were received by the Department of Health. A person can be tested by more than one laboratory and can have both positive and negative results. **Therefore, the sum of the numbers in each column will be larger than the total number of people tested.**

Reporting lab	Inconclusive	Negative	Positive	Percent positive	Total
TGH URGENT CARE - RIVERVIEW			57	100%	57
ALL AMERICAN URGENT CARE			57	100%	57
TRADITIONAL HOME HEALTH OF PALM BEACH INC		55	2	4%	57
CONCENTRA URGENT CARE		53	4	7%	57
ALZHEIMERS CARE CENTER OF VIERA LTD		37	20	35%	57
MALCOM RANDALL DEPT OF VAMC			57	100%	57
GENTIVA HEALTH SERVICES CERTIFIED INC		53	4	7%	57
NORTH CAROLINA DEPARTMENT OF HEALTH & HUMAN SERVICES	1		56	98%	57
KAPG FLEMING ISLAND SENIOR HOUSING OPCO LLC	1	56			57
BLUE SPRINGS SURGERY CENTER		57			57
GENESIS DERMATOLOGY		53	4	7%	57
ASCENSION SACRED HEART BAY LABORATORY		54	3	5%	57
SOUTH FLORIDA BAPTIST HOSPITAL			57	100%	57
VPA PC LAB		48	8	14%	56
DEERFIELD BEACH REHABILITATION AND NURSING		51	5	9%	56
LIGHTHOUSE PEDIATRICS OF NAPLES		50	6	11%	56
EAGLES WATCH CLUSTER		47	9	16%	56
PATHOLOGY CONSULTANTS OF NEW MEXICO		56			56
GROWING TOGETHER PEDIATRICS, LLC		50	6	11%	56
NEW YORK PRESBYTERIAN - QUEENS DIAGNOSTIC		52	4	7%	56
ATRIA PARK OF LAKE FOREST (WG HERITAGE LF LLC)		54	2	4%	56
SPRING MANOR ASSISTED LIVING		56			56
LONG ISLAND UNIVERSITY - POST CAMPUS		51	5	9%	56
HIALEAH HOSPITAL RESPIRATORY DEPT			56	100%	56
OPTUMCARE SOUTH FLORIDA, LLC		47	9	16%	56
CAPE REGIONAL MEDICAL CENTER		53	3	5%	56
TIFFANY HALL NURSING AND REHAB		44	12	21%	56
JFK MEDICAL CENTER NORTH LAB		1	55	98%	56
UNITED MEDICAL LABS INC		54	1	2%	55
ADVANCE URGENT CARE CENTER, LLC		12	43	78%	55
SONATA HUNTERS CREEK		47	8	15%	55
NITE LITE PEDIATRICS - PORT ST. LUCIE		46	9	16%	55
PREMIER MEDICAL ASSOCIATES ALL FLORIDA LLC		54	1	2%	55
Jupiter Medical Center Pavilion		54	1	2%	55
HIGHLANDS COUNTY FIRE RESCUE		55			55
SUNSHINE PEDIATRICS OF CENTRAL FLORIDA PL		52	3	5%	55
CARE 4 U MANAGEMENT, INC			55	100%	55
THE MEDICAL GROUP OF SOUTH FLORIDA INC		49	6	11%	55
WEST ISLIP URGENT CARE		50	5	9%	55
PENNSYLVANIA DEPARTMENT OF HEALTH BUREAU OF LABORATORIES			55	100%	55
KENDALL REGIONAL MEDICAL CENTER LAB	3		52	95%	55
FAMILY EXTENDED CARE OF PUNTA GORDA		54			54
APOLLOMDX LABS		32	22	41%	54
ROCHESTER GENERAL HOSPITAL LABORATORY		50	4	7%	54
ORCHID COVE AT DAYTONA		45	9	17%	54
CAMBRIDGE SECURITY SERVICES		51	3	6%	54

COVID-19: testing by laboratory

Data through May 8, 2021 verified as of May 9, 2021 at 09:25 AM

Data in this report are provisional and subject to change.

The numbers in the table below represent the number of Florida and non-Florida residents for whom test results were received by the Department of Health. A person can be tested by more than one laboratory and can have both positive and negative results. **Therefore, the sum of the numbers in each column will be larger than the total number of people tested.**

Reporting lab	Inconclusive	Negative	Positive	Percent positive	Total
CERTUS MTD OPCR LLC		52	2	4%	54
CLERMONT HEALTH AND REHAB		40	14	26%	54
UNITED LABORATORY SERVICES CORPORATION		38	16	30%	54
MINUTECLINIC DIAGNOSTIC OF NORTH CAROLINA		52	2	4%	54
FUTURE PEDIATRICS		51	3	6%	54
JUNIPER VILLAGE AT NAPLES		53	1	2%	54
RESIDENTIAL PLAZA AT BLUE LAGOON INC		50	4	7%	54
REOPEN DIAGNOSTICS			54	100%	54
ST. CLOUD MEDICAL GROUP		54			54
MIAMI CLINICAL RESEARCH CORP		12	42	78%	54
MEASE CONTINUING CARE		52	2	4%	54
CHIPOLA QUICK CARE		47	7	13%	54
SARASOTA CO. HEALTH DEPT # 58		40	14	26%	54
TGH URGENT CARE - WESLEY CHAPEL			54	100%	54
ADVENT HEALTH EXPRESS CARE		6	48	89%	54
Osprey Point Nursing Center		51	2	4%	53
PROFESSIONAL PEDIATRICS		51	2	4%	53
QUOTIENT SCIENCES LABS LLC			53	100%	53
FLORIDA MEDICAL CLINIC IM MLK		33	20	38%	53
SOMERSET			53	100%	53
BASSETTI MEDICAL RESEARCH INC		35	18	34%	53
ENCOMPASS HEALTH REHABILITATION		51	2	4%	53
ALLIANCE COMMUNITY FOR RETIREMENT LIVING		53			53
UNIVERSITY OF WEST FLORIDA, THE		52	1	2%	53
LEE MEMORIAL HEALTH SYSTEM		47	6	11%	53
ADVENTHEALTH MEDICAL GROUP FAMILY & INTERNAL		26	27	51%	53
LITTLE NECK URGENT CARE		51	2	4%	53
BITTINGS APOTHECARY INC		47	6	11%	53
GRAND VILLA OF LARGO		46	7	13%	53
Citymd Of Toms River		46	7	13%	53
HOME CARE PHARMACY		53			53
MISSION OAKS ASSISTED LIVING□		51	2	4%	53
ENCOMPASS HEALTH REHABILITATION HOSPITAL OF OCALA		52	1	2%	53
CDR MAGUIRE - MIAMI BEACH CC MISSION 17388		2	51	96%	53
ST ANTHONYS PRIMARY CARE LLC/JACKSON STREET			53	100%	53
IMA MEDICAL CENTER		34	19	36%	53
LMH SKILLED NURSING UNIT		52			52
ADVENT HEALTH		49	3	6%	52
PHILLIPPE RIDGE		40	12	23%	52
NORTHSIDE HOSPITAL EMERGENCY DEPT		48	4	8%	52
SNH BRFL TENANT LLC	2	50			52
QHC UPSTATE MEDICAL PC		42	10	19%	52
PINES NURSING HOME		50	2	4%	52
BAY STREET PHARMACY□		47	5	10%	52
WINDSOR WOODS REHAB & HEALTHCARE CTR		46	6	12%	52
FELICIDAD MEDICAL CENTER		5	47	90%	52

COVID-19: testing by laboratory

Data through May 8, 2021 verified as of May 9, 2021 at 09:25 AM

Data in this report are provisional and subject to change.

The numbers in the table below represent the number of Florida and non-Florida residents for whom test results were received by the Department of Health. A person can be tested by more than one laboratory and can have both positive and negative results. **Therefore, the sum of the numbers in each column will be larger than the total number of people tested.**

Reporting lab	Inconclusive	Negative	Positive	Percent positive	Total
WELLSTAR KENNESTONE HOSPITAL		47	5	10%	52
ADVENT HEALTH - LAKE WALES		40	12	23%	52
AMELIA ASSISTED LIVING FACILITY		52			52
THE PALMS PHARMACY, INC		49	3	6%	52
NIGHT LITE PEDIATRICS CENTER LLC		10	42	81%	52
AVANTE ST CLOUD		48	3	6%	51
INN AT THE FOUNTAINS, THE		34	17	33%	51
WALGREENS_PEMBROKE PINES		43	8	16%	51
CITY OF CAPE CORAL		38	13	25%	51
MINUTE CLINIC DIAGNOSTIC OF VIRGINIA, LLC		49	2	4%	51
BENTON HOUSE OF PORT ORANGE		44	7	14%	51
SOUTHEAST ALABAMA MEDICAL CENTER			51	100%	51
WALGREENS #10373		49	2	4%	51
GULFVIEW MEDICAL INSTITUTE		51			51
MARIANNA HEALTH AND REHABILITATION CENTER		50	1	2%	51
LPG PEDIATRICS AT PAGE FIELD		50	1	2%	51
LPG PRIMARY CARE AT COLONIAL CENTER DRIVE		42	9	18%	51
ROADS PEDIATRICS,LLC		48	3	6%	51
PATRICK MANOR INCORPORATED		51			51
SOUTH CAROLINA DEPT OF HEALTH AND ENVIRONMENT CONTROL		11	40	78%	51
HEALTH FIRST - CAPE CANAVERAL HOSPITAL		1	49	98%	50
PORT ST. LUCIE - ZAXBY'S		50			50
COURTYARD GARDENS OF BOYNTON BEACH, LLC		47	3	6%	50
ARCPPOINT LABS OF WEST PALM BEACH		9	41	82%	50
PANCARE HEALTH - BAY COUNTY - YOUNGSTOWN		45	5	10%	50
RAINBOW PEDIATRICS PC LLC / BREAKFAST POINT		39	11	22%	50
GRAND VILLA OF NEW PORT RICHEY		43	7	14%	50
CARE ATC - ANDES			50	100%	50
OCCUPATIONAL HEALTH CENTERS OF THE SOUTHWEST PA		44	6	12%	50
PRACTICE MANAGEMENT OF AMERICA, INC.		7	43	86%	50
BETHUNE-COOKMAN UNIVERSITY		32	18	36%	50
SUNSHINE ASSISTED LIVING		50			50
GRAMERCY PARK URGENT CARE		48	2	4%	50
POPLAR HEALTHCARE PLLC	1	11	38	76%	50
HILA BECKERMAN MD LLC	1	45	4	8%	50
CVS MINUTE CLINIC DIAGNOSTIC OF NORTH CAROL		44	6	12%	50
SMH PHYSICIAN SERVICES INC		49	1	2%	50
ENCOMPASS HEALTH REHABILITATION HOSPITAL OF PANAMA CITY		45	5	10%	50
MULBERRY'S MOBILE PROVIDER SERVICES LLC		33	17	34%	50
PREMIER COMMUNITY HEALTHCARE GROUP INC		46	4	8%	50
DOH		23	26	53%	49
Guardian Care Nursing and Rehabilitation Center		49			49
ADVENTIST HEALTH SYSTEM FLORIDA		34	15	31%	49
MADISON COUNTY MEMORIAL HOSPITAL LABORATORY		15	34	69%	49
S-H THIRTY FIVE OPCO - LUTZ, LLC		48	1	2%	49
ALLEGRO		47	2	4%	49

COVID-19: testing by laboratory

Data through May 8, 2021 verified as of May 9, 2021 at 09:25 AM

Data in this report are provisional and subject to change.

The numbers in the table below represent the number of Florida and non-Florida residents for whom test results were received by the Department of Health. A person can be tested by more than one laboratory and can have both positive and negative results. **Therefore, the sum of the numbers in each column will be larger than the total number of people tested.**

Reporting lab	Inconclusive	Negative	Positive	Percent positive	Total
NORTHBROOK CENTER FOR		47	2	4%	49
FHMG_CTR FOR SENIOR HEALTH		44	5	10%	49
ALWAYS BEST CARE SENIOR SERVICES		44	5	10%	49
CARE CENTERS OF NASSAU LLC MINER ROAD NORTH		49			49
TNC WALK IN CLINIC		37	12	24%	49
USF		1	48	98%	49
SOLARIS SENIOR LIVING NORTH NAPLES		48	1	2%	49
ROYAL PALM SENIOR RESIDENCE		49			49
SOFT CELL LABORATORIES		45	4	8%	49
LYSTER ACH FT RUCKER AL		45	3	6%	48
BAY CENTER HURRICANE SHELTER		48			48
SEWANEE MOLECULAR DIAGNOSTICS LABORATO		48			48
GRAND OAKS OF PALM CITY LLC	1	41	6	13%	48
THE TERRACE OF JACKSONVILLE		3	45	94%	48
ALLIANCE OF PHYSICIANS AGAINST COVID-19		1	47	98%	48
EMORY CLINIC, THE		45	3	6%	48
COURTYARD GARDENS OF JUPITER		48			48
MORTON PLANT			48	100%	48
BAPTIST URGENT CARE		44	4	8%	48
INTERCOASTAL MEDICAL GROUP		2	46	96%	48
OZ		48			48
FLAGLER HOSPITAL INC	2		46	96%	48
ST JUDE LABORATORIES		43	5	10%	48
CAREMED INTERNAL MEDICINE		30	18	38%	48
NAPLES PEDIATRICS INC		43	5	10%	48
GRAND VILLA OF PINELLAS PARK		46	2	4%	48
SOMA MEDICAL CENTER PA #3		10	38	79%	48
HERNANDO ENDOSCOPY AND SURGERY CENTER		37	11	23%	48
ISLAND URGENT CARE PLLC		44	4	8%	48
ORLANDO HEALTH PRIMARY CARE PEDIATRICS		44	4	8%	48
PREMIER MEDICAL ASSOCIATES		46	2	4%	48
URGENT CARE & WELLNESS CENTER		15	33	69%	48
FLORIDA HOSPITAL PHYSICIAN GROUP		29	19	40%	48
INTERLAB		1	46	98%	47
COMPLETE HOME CARE OF THE PALM BEACHES LLC		43	4	9%	47
LAKE COUNTY SCHOOLS EMPLOYEE HEALTH CENTER		34	13	28%	47
POINTE AT NEW PORT PLACE,THE		47			47
AU MEDICAL CENTER, INC	1	41	5	11%	47
GRAND VILLA OF ST. PETERSBURG		45	2	4%	47
SAN CARLOS PHARMACY		39	8	17%	47
WINTER GARDEN REHAB AND NURSING CENTER		43	4	9%	47
GULFSIDE HOSPICE INC		44	3	6%	47
MOBILE DOC FL, LLC		29	18	38%	47
FAMILY EXTENDED CARE OF WINTER HAVEN		45	2	4%	47
NAVARRE GARDENS		41	6	13%	47
FLORIDA DEPARMENT OF HEALTH CLAY COUNTY		32	14	30%	46

COVID-19: testing by laboratory

Data through May 8, 2021 verified as of May 9, 2021 at 09:25 AM

Data in this report are provisional and subject to change.

The numbers in the table below represent the number of Florida and non-Florida residents for whom test results were received by the Department of Health. A person can be tested by more than one laboratory and can have both positive and negative results. **Therefore, the sum of the numbers in each column will be larger than the total number of people tested.**

Reporting lab	Inconclusive	Negative	Positive	Percent positive	Total
THORNBURG PEDIATRICS		42	4	9%	46
TRICORE REF LABS - UNIV OF NM		46			46
LUTHERAN HAVEN EXTENDED CONGREGATE CAR		46			46
UNIVERSITY BEHAVIORAL CENTER		46			46
KAPG ST AUGUSTINE SENIOR HOUSING OPCO LLC		37	9	20%	46
ADVENT HEALTH MEDICAL GROUP OB GYN AT		40	6	13%	46
WALGREENS 3145		43	3	7%	46
WG EVERGREEN WOODS SH LLC		46			46
UNION MEDICAL CARE		46			46
GRAND VILLA OF ENGLEWOOD		41	5	11%	46
NORTH FLORIDA / SOUTH GEORGIA VETERANS HEALTH SYSTEM		1	45	98%	46
H LEE MOFFITT CANCER CENTER MICRO		46			46
EP MEDICAL EQUIPMENT PHARMACY		39	7	15%	46
MINUTECLINIC DIAGNOSTIC OF LOUISIANA,		43	3	7%	46
MID-FLORIDA PATHOLOGY, LLC		35	11	24%	46
ADULT MEDICINE OF LAKE COUNTY INC			46	100%	46
MINUTECLINIC DIAGNOSTIC OF LOUISIANA		43	3	7%	46
EAST MANATEE FAMILY	1	1	44	96%	46
PREMIER PLACE HEALTHCARE AT THE GLENVIEW		46			46
HARTFORD HEALTH SERVICES LLC		46			46
COLLIER BLVD HMA PHYSICIAN MANAGEMENT LLC		46			46
BRP SH OPCO LLC		45			45
AVALON PARK RETIREMENT RESIDENCE		43	2	4%	45
PLAINVIEW URGENT CARE		42	3	7%	45
ENCOMPASS HEALTH REHABILITATION HOSPITAL OF MIAMI		44	1	2%	45
STUART URGENT CARE			45	100%	45
BD MEDICAL SYSTEMS		43	2	4%	45
EMORY UNIVERSITY HOSPITAL		37	8	18%	45
CAREHERE LAKE SCHOOLS EMPLOYEE HEALTH CENTER		31	14	31%	45
NEOGENOMICS LABORATORIES INC		45			45
TRIPLE O MEDICAL SERVICES INC		41	4	9%	45
WEISS PEDIATRIC CARE LLC		31	14	31%	45
IMA MEDICAL GROUP POINCIANA		18	27	60%	45
SOUTHPORT SQUARE HARBOUR HEALTH		45			45
COLLIER URGENT CARE CENTERS		44	1	2%	45
LARA HEALTH AND WELLNESS CENTER LLC		45			45
BENTON HOUSE OF ST. JOHNS		43	2	4%	45
VOLUSIA COUNTY BRANCH JAIL		1	44	98%	45
NEXT MOLECULAR ANALYTICS		14	31	69%	45
REDI-MED WALK-IN FAMILY CARE			45	100%	45
UNION MEDICAL CARE PLLC		44	1	2%	45
Gulf Shore Care Center		39	5	11%	44
MAKO MEDICAL		21	23	52%	44
BRONX LEBANON HOSPITAL-MEDICAL CENTER		40	4	9%	44
BENTON HOUSE OF CLERMONT		44			44
PASSPORT HEALTH ORLANDO		44			44

COVID-19: testing by laboratory

Data through May 8, 2021 verified as of May 9, 2021 at 09:25 AM

Data in this report are provisional and subject to change.

The numbers in the table below represent the number of Florida and non-Florida residents for whom test results were received by the Department of Health. A person can be tested by more than one laboratory and can have both positive and negative results. **Therefore, the sum of the numbers in each column will be larger than the total number of people tested.**

Reporting lab	Inconclusive	Negative	Positive	Percent positive	Total
ASHTON PLACE	3	37	4	9%	44
NEUPATH DIAGNOSTICS		36	8	18%	44
PRINCETON VILLAGE		40	4	9%	44
FLORIDA HOSPITAL		28	16	36%	44
KINDRED HOSPITAL OCALA		40	4	9%	44
THE MERIDIAN AT BOCA RATON	1	43			44
PEDIATRICS OF CENTRAL FLORIDA – SAINT CLOUD	2	40	2	5%	44
RADIOLOGY ASSOCIATES OF VENICE AND ENGLEWOOD		42	2	5%	44
UNIVERSITY HOSPITAL		37	7	16%	44
HUNT CLUB MEDICAL		15	29	66%	44
LOURDES HOSPITAL INC		42	2	5%	44
ST LUCIE COUNTY JAIL		29	15	34%	44
INNOVATIVE GX LABORATORIES		37	7	16%	44
LPG CONVENIENT CARE AT METRO		40	4	9%	44
JACK BANDEL MD PA		43	1	2%	44
SEBRING PEDIATRICS LLC		21	23	52%	44
BIOFIRE		11	33	75%	44
JACKSONVILLE PEDIATRICS		28	15	35%	43
EC OPCO TIMBERLIN PARC LLC		43			43
KISSIMMEE VA OUTPATIENT CLINIC		40	3	7%	43
Grand Villa of Deerfield Beach		39	4	9%	43
LAKE MARY KIDS CENTRA CARE		33	10	23%	43
ADVENTHEALTH MEDICAL GROUP PULMONOLOGY		37	6	14%	43
A AND R RESEARCH GROUP LLC		38	5	12%	43
ORLANDO ORTHOPAEDIC OUTPATIENT SURGERY CENTER		37	6	14%	43
VENICE URGENT CARE – GULF COAST		1	42	98%	43
COMMUNITY MEDICAL CARE CENTER INC			43	100%	43
CRESTVIEW IMMEDIATE CARE LL		19	24	56%	43
BRANCH MEDICAL CLINIC			43	100%	43
PINELLAS INTERNAL MEDICINE ASSOCIATES	1	39	3	7%	43
DUVAL PHARMACY		32	11	26%	43
BAYCARE MEDICAL GROUP INC		3	40	93%	43
FIRST CHOICE URGENT CARE		12	31	72%	43
WHITE-WILSON MEDICAL CENTER		32	11	26%	43
University Hills health and Rehabilitation		33	10	23%	43
WOLFF CTR FOR CHILD & ADOLESCENT HEALTH PLLC,THE		26	17	40%	43
WALK IN MEDICAL URGENT CARE		43			43
Heartland Health Care Center North Sarasota		29	14	33%	43
RIVERHEAD URGENT CARE		41	1	2%	42
STETSON UNIVERSITY STUDENT HEALTH CENTER		3	39	93%	42
UNIVERSITY MEDICAL CTR OF PRINCETON AT		40	2	5%	42
CITRUS CARE CLINIC			42	100%	42
MAIMONIDES-SHALOM ACADEMY, INC		41	1	2%	42
ENCORE AT BOCA RATON, THE			42	100%	42
KIVA AT CANTERBURY		25	17	40%	42
D W MCMILLAN MEMORIAL HOSPITAL		31	11	26%	42

COVID-19: testing by laboratory

Data through May 8, 2021 verified as of May 9, 2021 at 09:25 AM

Data in this report are provisional and subject to change.

The numbers in the table below represent the number of Florida and non-Florida residents for whom test results were received by the Department of Health. A person can be tested by more than one laboratory and can have both positive and negative results. **Therefore, the sum of the numbers in each column will be larger than the total number of people tested.**

Reporting lab	Inconclusive	Negative	Positive	Percent positive	Total
STAT ONE URGENT CARE CENTER		2	40	95%	42
Atlantic Shore Nursing and Rehab		42			42
MARQUESA MEDICAL		38	4	10%	42
CITRUS COUNTY HEALTH DEPARTMENT		36	6	14%	42
LPG PRIMARY CARE AT CAPE CORAL PARKWAY		35	7	17%	42
ACCESS 365 URGENT CARE		15	27	64%	42
LONGLEAF DIAGNOSTIC LABORATORIES		13	29	69%	42
NORTHWELL HEALTH PLAINVIEW HOSPITAL LABORATORY		33	9	21%	42
LABORATORY MEDICINE CONSULTANTS-LMC PA		39	3	7%	42
LEE COMMUNITY HEALTHCARE INC CAPE CORAL		39	3	7%	42
EASTERN SHORE URGENT CARE		31	11	26%	42
PACIFICA SENIOR LIVING OCALA		37	5	12%	42
CARILLON SPORTS AND FAMILY MEDICINE		32	10	24%	42
A & R RESEARCH GROUP		35	7	17%	42
ATRIA WILLOW WOOD		40	2	5%	42
CLINICAL LABORATORY		42			42
SOUTHCOR LABORATORY		7	34	83%	41
WELLMED AT PLANT CITY		23	18	44%	41
FLORIDA HOSPITAL NEW SMYRNA		4	37	90%	41
CAPITAL REGIONAL MEDICAL CENTER		2	39	95%	41
PEDIATRICS OF CENTRAL FLORIDA KISSI		33	8	20%	41
PORT SAINT JOHN FAMILY PRACTICE		25	16	39%	41
NIGHT LITE PEDIATRIC CENTER		10	31	76%	41
BULLS HEAD URGENT CARE		39	2	5%	41
MEDEX MEDICAL EXPRESS OF PALATKA LLC			41	100%	41
CROSSROADS URGENT CARE		26	15	37%	41
BOND CLINIC, PA		11	30	73%	41
DCH REGIONAL MEDICAL CENTER LABORATORY		39	2	5%	41
UNIVERSITY OF ALABAMA		38	3	7%	41
ADVENT HEALTH CENTRA CARE - LAKELAND		30	11	27%	41
MINUTECLINIC, LLC, DBA MINUTECLINIC #5		37	4	10%	41
BELVEDERE COMMONS OF SUN CITY CENTER		40			40
PRIDE DIAGNOSTICS		24	16	40%	40
CLINICAL PATHOLOGY LABORATORIES, INC		40			40
THE LODGE AND REHABILITATION CENTER		24	16	40%	40
FAMILY AND INTERNAL MEDICINE AT AVALON PARK		36	4	10%	40
MEDEXPRESS URGENT CARE WEST TAMPA			40	100%	40
LEE PHYSICIAN GROUP		35	5	13%	40
VETERANS AFFAIRS MEDICAL CENTER - NEW YORK HARBOR		38	2	5%	40
STATCARE URGENT AND WALK-IN MEDICAL CA		37	3	8%	40
GENEXPERT			40	100%	40
M&V SAN JOSE MEDICAL CENTER			40	100%	40
ANDALUSIA HEALTH		23	17	43%	40
WG BAYPOINT VILLAGE SH LLC		38	1	3%	39
HOUSE CALLS PROFESSIONAL LLC		35	4	10%	39
MINUTE CLINIC DIAGNOSTIC OF NEW JERSEY		38	1	3%	39

COVID-19: testing by laboratory

Data through May 8, 2021 verified as of May 9, 2021 at 09:25 AM

Data in this report are provisional and subject to change.

The numbers in the table below represent the number of Florida and non-Florida residents for whom test results were received by the Department of Health. A person can be tested by more than one laboratory and can have both positive and negative results. **Therefore, the sum of the numbers in each column will be larger than the total number of people tested.**

Reporting lab	Inconclusive	Negative	Positive	Percent positive	Total
WALGREENS COVID-19		27	12	31%	39
CEDAR CREEK AT KINGS BAY INC		39			39
MINUTECLINIC DIAGNOSTIC OF RHODE ISLAND, LLC #1544		38	1	3%	39
CLINICAL RESEARCH SEQUENCING PLATFORM		8	31	79%	39
GUYAN VALLEY WELLNESS CENTER		32	7	18%	39
MINUTE CLINIC LLC #2216		36	3	8%	39
LPG PRIMARY CARE AT BONITA BAY LIFESTYLE CENTER		34	5	13%	39
THE CLUB AT BOYNTON BEACH, LLC		37	2	5%	39
BROOKDALE BRANDON	1	38			39
CENTERPLACE HEALTH		16	23	59%	39
STEWART MEDICAL GROUP, INC		21	18	46%	39
GEORGIA HEART CENTER (MSC 53), NAVICEN		37	2	5%	39
JUNIPER VILLAGE AT CAPE CORAL		34	5	13%	39
ISLAMORADA VILLAGE OF ISLANDS FIRE RESCUE		36	3	8%	39
PALM POINT BEHAVIORAL HEALTH		39			39
BAY COUNTY JAIL ANNEX		34	5	13%	39
FAMILY CARE PARTNERS URGENT CARE LLC		31	8	21%	39
PEDIATRICS IN BREVARD-COCOA BEACH		34	5	13%	39
SOUTHEAST GEORGIA HEALTH SYSTEM, INC		34	5	13%	39
TAYLORVILLE FAMILY MEDICINE		32	7	18%	39
ACTIVE SENIOR LIVING		37	2	5%	39
METROPOLITAN CHARITIES INC		36	3	8%	39
CORRECTIONAL MEDICAL GROUP		27	12	31%	39
BAYSHORE PATHOLOGY CONSULTANTS PA		37	2	5%	39
LPG PRIMARY CARE AT MATTHEW DRIVE		32	6	16%	38
ATRIA SAN PABLO		36	2	5%	38
MOLECULAR DIAGNOSTICS		5	33	87%	38
ROCKLAND URGENT CARE FAMILY HEALTH NP		36	2	5%	38
Life Care Center of Citrus County		37	1	3%	38
MINUTE CLINIC DIAGNOSTIC OF VIRGINIA		31	7	18%	38
CLEARWATER EMPLOYEE HEALTH CLINIC		19	19	50%	38
INNOVATION CLINICAL TRIALS, INC			38	100%	38
MINUTECLINIC DIAGNOSTIC OF MICHIGAN		35	3	8%	38
AUTUMN OF SARASOTA		12	26	68%	38
WEINBERG VILLAGE		37	1	3%	38
CERON PEDIATRICS & INTEGRATIVE MEDICIN		38			38
HARMONY HEALTH OPCO, LLC		17	21	55%	38
Grand Villa of Dunedin		32	6	16%	38
BAYSIDE LABORATORIES INC		38			38
ST AUGUSTINE PEDIATRIC ASSOC		33	5	13%	38
MEDEMERGE		36	2	5%	38
ADVENTHEALTH MEDICAL GROUP FAMILY MEDICINE AT RDV		38			38
WARDE MEDICAL LABORATORY		29	9	24%	38
HOMEWOOD RESIDENCE AT FREEDOM PLAZA		37	1	3%	38
WASHINGTON COUNTY HEALTH DEPARTMENT		25	13	34%	38
ALPHA PHARMACY		35	3	8%	38

COVID-19: testing by laboratory

Data through May 8, 2021 verified as of May 9, 2021 at 09:25 AM

Data in this report are provisional and subject to change.

The numbers in the table below represent the number of Florida and non-Florida residents for whom test results were received by the Department of Health. A person can be tested by more than one laboratory and can have both positive and negative results. **Therefore, the sum of the numbers in each column will be larger than the total number of people tested.**

Reporting lab	Inconclusive	Negative	Positive	Percent positive	Total
CCRC @ SUNFLOWER LLC		35	3	8%	38
GRAND LIVING AT LAKEWOOD RANCH		37	1	3%	38
CONNECTICUT DEPARTMENT OF HEALTH		22	16	42%	38
ARTHREX MEDICAL CENTER EAST		25	13	34%	38
HOLLISMED LLC		35	2	5%	37
HOLZER HEALTH CENTER		5	32	86%	37
CARE HERE		12	25	68%	37
FORT CAROLINE GARDENS, INC		34	3	8%	37
FLORIDA MEDICAL CL ODOM TPA		22	15	41%	37
ONE MILO		37			37
MARYLAND DEPARTMENT OF HEALTH			37	100%	37
CENTRAL FLORIDA HEALTH CARE INC WAUCHULA SITE 2		29	8	22%	37
CITY OF NAPLES FIRE RESCUE		32	5	14%	37
ASSISTED LIVING OF BROWARD		37			37
FAMILY EXTENDED CARE OF SEBRING INC		35	2	5%	37
ST. MARYS MEDICAL CENTER		1	36	97%	37
UNDERGROUND FREE CLINIC		36	1	3%	37
PATHOGENIUS LABORATORIES		30	7	19%	37
PATHGROUP		9	28	76%	37
PONCE THERAPY CARE CENTER		34	3	8%	37
PULSE & REMEDY LLC		22	15	41%	37
PECONIC BAY MEDICAL CENTER LABORATORY		28	9	24%	37
COLLIER HMA PHYSICIAN MANAGEMENT LLC		27	10	27%	37
TRADITIONAL HOME CARE INC		35	2	5%	37
MINUTE CLINIC DIAGNOSTIC OF SC, LLC #75		35	2	5%	37
ALAN A SMITH MD LLC		34	3	8%	37
HR SARASOTA OPERATOR LLC		25	12	32%	37
THE COLLIER AT NAPLES		36	1	3%	37
ACCURATE DIAGNOSTIC LAB		35	2	5%	37
PARKSIDE HEALTH AND REHABILITATION CENTER			36	100%	36
GMR EVENT SERVICES LLC DBA CROWDRX		36			36
PHYSICIAN ASSOCIATES LLC		26	10	28%	36
VIKOR SCIENTITIC		5	31	86%	36
EASYCARE WALK-IN CLINIC	1	14	21	58%	36
STATCARE URGENT & WALK IN MEDICAL CARE		32	4	11%	36
MINUTE CLINIC, LLC DBA MINUTECLINIC #4505		33	3	8%	36
VILLA COURT LLC		36			36
FLORIDA PRESBYTERIAN HOMES INC		34	2	6%	36
HARBORCHASE OF WELLINGTON CROSSING		34	2	6%	36
JACKSON HEALTH SYSTEM		2	34	94%	36
Kensington Gardens		36			36
TAMPA URGENT CARE			36	100%	36
JUPITER MEDICAL CENTER PHYSICIANS GROUP, INC		32	4	11%	36
UNIPATH		24	12	33%	36
NCHD		22	14	39%	36
MEDCOMP SCIENCES			36	100%	36

COVID-19: testing by laboratory

Data through May 8, 2021 verified as of May 9, 2021 at 09:25 AM

Data in this report are provisional and subject to change.

The numbers in the table below represent the number of Florida and non-Florida residents for whom test results were received by the Department of Health. A person can be tested by more than one laboratory and can have both positive and negative results. **Therefore, the sum of the numbers in each column will be larger than the total number of people tested.**

Reporting lab	Inconclusive	Negative	Positive	Percent positive	Total
MAINSTREET FAMILY URGENT CARE		1	35	97%	36
BVL/LITTLE ANGEL PEDIATRICS		36			36
FLORIDA PEDIATRIC GROUP PA		28	8	22%	36
POARCH BANC CREEK INDIANS TRIBAL HEALTH DEPARTMENT			35	100%	35
ADVENT HEALTH - FISH MEMORIAL		2	33	94%	35
ALABAMA CLINICS		19	16	46%	35
TUSCAN GARDENS OF DELRAY BEACH MANAGEMENT COMPANY,		34	1	3%	35
JAMAICA HOSPITAL MEDICAL CENTER		31	4	11%	35
IRL		4	31	89%	35
HUNTINGTON STATION URGENT CARE		34	1	3%	35
ISLAND LAKE CENTER		14	21	60%	35
ROSWELL PAIN SPECIALISTS	1	33	1	3%	35
P23 LABS		35			35
NORTH PINELLAS CHILDRENS MEDICAL CENTER			35	100%	35
NEUROINTERNATIONAL SARASOTA		32	3	9%	35
MIDDLETOWN MEDICAL P C		25	10	29%	35
MEDPEDS ASSOCIATES OF SARASOTA PA		32	3	9%	35
BOCA TOXICOLOGY LLC		33	2	6%	35
WUESTHOFF MEMORIAL HOSPITAL			35	100%	35
BAYCARE HEALTH SYSTEMS, LLC			35	100%	35
PHOSPHORUS DIAGNOSTICS		27	8	23%	35
LABORATORY ALLIANCE OF CENTRAL NEW YORK		33	2	6%	35
BUREAU OF PUBLIC HEALTH	1	14	20	57%	35
REDI-MED WALK IN FAMILY CLINIC			35	100%	35
CHILDREN'S MEDICAL CENTER		1	34	97%	35
SOUTHEASTERN OUTPATIENT SURGERY CENTER		32	3	9%	35
LAKELAND NURSING AND REHABILITATION CENTER			35	100%	35
FHMG-FLORIDA HOSPITAL MEDICAL GROUP		25	10	29%	35
GRACE COMMUNITY PHARMACY		3	32	91%	35
CANCER RESEARCH LAB, BOB JONES UNIVERSITY		30	5	14%	35
METRO KNOXVILLE HMA		25	10	29%	35
FAST PACE MEDICAL CLINIC		30	5	14%	35
CVS NC3516POCT WINSTON SALEM		30	4	12%	34
AYERS NURSING AND REHABILITATION CENTER		34			34
CVS NC7047POCT DURHAM		34			34
PARAMOUNT WALK-IN CLINIC		1	33	97%	34
FLORIDA DEPARTMENT OF HEALTH IN MONROE COUNTY		27	7	21%	34
MARTHA'S HOUSE & ASSISTED LIVING FACILITY		34			34
WALGREENS_COCONUT CREEK		27	7	21%	34
REVA INC		30	4	12%	34
AMMON ANALYTICAL LABORATORIES		30	4	12%	34
RASHDA ALBIBI M.D. P.A.		31	3	9%	34
SOUTHWEST LABS		34			34
LONG BEACH URGENT CARE		34			34
GRAND VILLA OF DELRAY EAST		34			34
MINUTECLINIC DIAGNOSTIC OF ILLINOIS L		28	6	18%	34

COVID-19: testing by laboratory

Data through May 8, 2021 verified as of May 9, 2021 at 09:25 AM

Data in this report are provisional and subject to change.

The numbers in the table below represent the number of Florida and non-Florida residents for whom test results were received by the Department of Health. A person can be tested by more than one laboratory and can have both positive and negative results. **Therefore, the sum of the numbers in each column will be larger than the total number of people tested.**

Reporting lab	Inconclusive	Negative	Positive	Percent positive	Total
FLORIDA ENDOSCOPY & SURGERY CTR LLC		34			34
COLORADO DEPARTMENT OF PUBLIC HEALTH AND ENVIRONMENT			34	100%	34
HARBOUR ISLAND PEDIATRICS		24	10	29%	34
MIGUEL E TREVINO MD PA		30	4	12%	34
CARLOS F FUSTER MD PA		32	2	6%	34
LONG TERM CARE OF GULF BREEZE LLC		30	4	12%	34
THE SPRINGS OF PARC HILL		33	1	3%	34
MORTON PLANT HOSPITAL - ADLER INSTITUTE OF LAB MEDICINE		2	32	94%	34
CIGNA PBSO WEST PALM		3	31	91%	34
GRAND VILLA OF BOYNTON BEACH		33	1	3%	34
SANITAS		4	30	88%	34
BOND CLINIC		3	30	91%	33
VENICE REGIONAL BAYFRONT HEALTH			33	100%	33
PIEDMONT HOSPITAL CLINICAL LABORATORY		30	3	9%	33
WESTWOOD NURSING AND REHABILITATION		28	5	15%	33
VETERAN AFFAIRS MEDICAL CENTER - JAMES J PETERS		30	3	9%	33
West Gate Village, LLC		33			33
SELECT PHYSICIANS ALLIANCE PL		33			33
DIXIE COUNTY HEALTH DEPARTMENT		24	9	27%	33
EVERLYWELL		19	14	42%	33
STEINHATCHEE DRUGS		27	6	18%	33
OPIS COQUINA CENTER		32	1	3%	33
SANFORD MOBILE LAB PGA TOUR		32	1	3%	33
NURSES HELPING HANDS INC ALF		33			33
VETERANS HOME		1	32	97%	33
AMBRY GENETICS CORPORATION	23	10			33
Consulate Health Care of Orange Park		27	6	18%	33
GREENRIDGE GROUP HOME	3	11	19	58%	33
STATEN ISLAND UNIVERSITY HOSPITAL-POUCH		32	1	3%	33
AHSE ROP		32	1	3%	33
NIGHT LITE PEDIATRICS URGENT CARE CENTER			33	100%	33
CORAL HOUSE ASSISTED LIVING COMMUNITY LLC		33			33
RESIDENCE AT BAY VUE		31	2	6%	33
GUIDEWELL EMERGENCY MEDICINE DOCTORS LLC #33		21	12	36%	33
MED & CO INVESTMENT LLC		30	3	9%	33
ORLANDO ORTHOPAEDIC CENTER		28	4	13%	32
TREASURE ISLE LLC		32			32
ECHELONDX		32			32
A LILIKO'I PHARMACY LLC		29	3	9%	32
CARDIOLOGY AND MEDICINE ASSOCIATES INC		31	1	3%	32
JOSEF SCHENKER MD PC DBA CENTERS URGENT		30	2	6%	32
UNION CHD		29	3	9%	32
MINUTECLINIC DIAGNOSTIC OF TN PC #6435		29	3	9%	32
SYNIVERSE WELLNESS CENTER		27	5	16%	32
MADISON POINTE CARE CENTER		32			32
WOMENS CARE FLORIDA LABORATORY		25	7	22%	32

COVID-19: testing by laboratory

Data through May 8, 2021 verified as of May 9, 2021 at 09:25 AM

Data in this report are provisional and subject to change.

The numbers in the table below represent the number of Florida and non-Florida residents for whom test results were received by the Department of Health. A person can be tested by more than one laboratory and can have both positive and negative results. **Therefore, the sum of the numbers in each column will be larger than the total number of people tested.**

Reporting lab	Inconclusive	Negative	Positive	Percent positive	Total
MINUTECLINIC, LLC #4230		28	4	13%	32
GOOD SAMARITAN HOSPITAL LABORATORY		27	5	16%	32
WESTMINSTER ST AUGUSTINE		32			32
COOPER HEALTHCARE		29	3	9%	32
PASSPORT HEALTH OF TAMPA BAY		29	3	9%	32
LAKE MARY - STIRLING CENTER SUITE 202			32	100%	32
Wiregrass Rehabilitation Center and Nursing Home		29	3	9%	32
SANFORD PEDIATRIC ASSOCIATES, PA		29	3	9%	32
IPSUM DIAGNOSTICS		3	29	91%	32
JOSEF SCHENKER MD PC		32			32
WESTPAC LABS INC	1	20	11	34%	32
ADVANCED URGENT CARE		12	20	63%	32
COLORADO DEPARTMENT OF HEALTH LABORATORY SERVICES DIVISION			32	100%	32
WILLAMETTE VALLEY TOXICOLOGY LLC		30	2	6%	32
RAYMOND BASRI MD		30	2	6%	32
LabCorp L#09258130 M#09258125		12	19	61%	31
MINUTECLINIC DIAGNOSTIC OF PENNSYLVANI		29	2	6%	31
VIRTUA		27	4	13%	31
DISCOVERY COMMONS AT BRADENTON		31			31
BAPTIST PRIMARY BLACK CREEK SOUTH			31	100%	31
OAKMONTE VILLAGE		30	1	3%	31
ENT AND ALLERGY ASSOCIATES OF FLORIDA LLC		30	1	3%	31
COUNTY OF LOS ANGELES			31	100%	31
PREMIER URGENT CARE CENTER LLC			31	100%	31
JOSEPH SCHENKER MD PC DBA CENTERS URGENT		27	4	13%	31
MIDNIGHT MEDICINE			31	100%	31
MINUTECLINIC DIAGNOSTIC OF RHODE ISLAND, LLC #212		31			31
HALIFAX HEALTH URGENT CARE		10	21	68%	31
REGENCY PARK ASSISTED LIVING FACILITY		29	2	6%	31
HENDRY REGIONAL CORPORATE HEALTH			31	100%	31
WALGREENS #04569		29	2	6%	31
HEALTH FIRST - VIERA HOSPITAL		1	30	97%	31
UR CARE FAMILY AND SPORTS MEDICINE			31	100%	31
HOLIDAY MEDICAL ASSOCIATES		4	27	87%	31
SOMA MEDICAL CENTER # 4		5	26	84%	31
ORLANDO FAMILY MEDICINE		14	17	55%	31
CHIPOLA MEDICAL ASSOCIATES		11	20	65%	31
COLLIER ANESTHESIA PAIN LLC		31			31
PERDIDO URGENT CARE		1	30	97%	31
MICHAEL J D'AMBROSE MD PA		29	2	6%	31
LEE COMMUNITY HEALTHCARE INC NORTH FORT MYERS		31			31
MINUTECLINIC, LLC, DBA MINUTECLINIC #2544		29	2	6%	31
AMERICAN ESOTERIC LABORATORIES		15	16	52%	31
MARCO ISLAND MEDICAL CENTER		21	9	30%	30
MED LABS DIAGNOSTICS		11	19	63%	30
ENGLEWOOD HOSPITAL AND MEDICAL CENTER		25	5	17%	30

COVID-19: testing by laboratory

Data through May 8, 2021 verified as of May 9, 2021 at 09:25 AM

Data in this report are provisional and subject to change.

The numbers in the table below represent the number of Florida and non-Florida residents for whom test results were received by the Department of Health. A person can be tested by more than one laboratory and can have both positive and negative results. **Therefore, the sum of the numbers in each column will be larger than the total number of people tested.**

Reporting lab	Inconclusive	Negative	Positive	Percent positive	Total
GRAND VILLA OF MELBOURNE		28	2	7%	30
Okeechobee Health Care Facility		16	14	47%	30
GERALD J KIVETT MD		27	3	10%	30
NTD EUROFINs ATLANTA		29	1	3%	30
P4CLINICAL	3	2	25	83%	30
OAK HARBOR ASSISTED LIVING FACILITY		27	3	10%	30
ST PETER'S BENDER LABORATORY		29	1	3%	30
TALLAHASSEE DEVELOPMENTAL CENTER□		28	2	7%	30
MINUTECLINIC, LLC #08366		25	5	17%	30
FIRST PHYSICIANS GROUP - LORRAINE CORNERS		30			30
PBSO WEST PALM FAMILY PRACTICE		1	29	97%	30
BAPTIST PEDIATRICS		26	4	13%	30
RELIANCE MEDICAL CENTER		21	9	30%	30
GASTROENTEROLOGY ASSOCIATES OF PENSACOLA PA		25	5	17%	30
HERITAGE WATERSIDE		27	3	10%	30
RAINBOW PEDIATRICS		1	29	97%	30
THE TERRACE AT IVY ACRES ALF		11	19	63%	30
ACCESS HEALTH CARE PHYSICIANS LLC		10	20	67%	30
BOCA BIOLISTIC REFERENCE LAB			30	100%	30
ADVENT HEALTH PRIMARY CARE PLUS, WINTER GARDEN		26	4	13%	30
ROSLYN URGENT CARE		29	1	3%	30
ST VINCENTS AMBULATORY CARE INC DBA		27	3	10%	30
BOCA SIMON LAB		1	29	97%	30
HOPE HEALTHCARE		29	1	3%	30
AMEERAH LABS			30	100%	30
CHILDRENS MEDICAL CENTER			30	100%	30
FORT VALLEY STATE UNIVERSITY		29	1	3%	30
WEST BROWARD CARE CENTER		24	6	20%	30
CVA MINUTE CLINIC DIAGNOSTIC OF VIRGINIA, LLC		29	1	3%	30
CENTER ONE SURGERY CENTER		24	6	20%	30
COMMUNITY HEALTH OF SOUTH FLORIDA			30	100%	30
MINUTECLINIC DIAGNOSTIC OF TN PC #378		27	3	10%	30
WIREGRASS CLINIC LLC		24	6	20%	30
DAVID LAWRENCE CENTER		26	4	13%	30
VA MEDICAL CENTER			30	100%	30
SPRINGWOOD COURT		25	5	17%	30
CLINCLOUD, LLC			30	100%	30
PALMS, THE		29			29
HOWARD BEACH URGENT CARE		27	2	7%	29
TIFFANY LAKE CARE CENTERS INC		28	1	3%	29
SUMMERGATE PHARMACY		27	2	7%	29
ADVANCED HEALTHCARE ASSOCIATES		25	4	14%	29
NEMOURS CHILDRENS CLINIC		22	7	24%	29
DUVAL COUNTY HEALTH DEPARTMENT		29			29
SUNTREE INTERNAL MEDICINE		29			29
ROBERT H JENKINS JR VETERANS' DOMICILIARY HOME OF		26	3	10%	29

COVID-19: testing by laboratory

Data through May 8, 2021 verified as of May 9, 2021 at 09:25 AM

Data in this report are provisional and subject to change.

The numbers in the table below represent the number of Florida and non-Florida residents for whom test results were received by the Department of Health. A person can be tested by more than one laboratory and can have both positive and negative results. **Therefore, the sum of the numbers in each column will be larger than the total number of people tested.**

Reporting lab	Inconclusive	Negative	Positive	Percent positive	Total
STEWART MELBOURNE HOSPITAL			29	100%	29
PINELLAS 1 HOME HEALTH CARE CORP		28	1	3%	29
EMORY CRAWFORD LONG HOSPITAL LABORATORY		26	3	10%	29
PRO HEALTH HARMONY		29			29
MINUTECLINIC LLC #4449		27	2	7%	29
RENAISSANCE SENIOR LIVING	1	28			29
MINUTECLINIC DIAGNOSTIC OF TEXAS		25	4	14%	29
UNIV OF ROCHESTER-STRONG MEMORIAL HOSP		28	1	3%	29
CAPE CORAL HOSPITAL ABG LABORATORY		16	13	45%	29
BIG BEND HOSPICE INC		29			29
AEGIS MEDICAL GROUP, LLC		27	2	7%	29
PALM GARDEN OF JACKSONVILLE		27	2	7%	29
BROOKWOOD BAPTIST MEDICAL CENTER		28	1	3%	29
MINUTECLINIC DIAGNOSTIC OF NORTH CAROLINA PC		26	3	10%	29
VISTACARE PHARMACY I		24	5	17%	29
PANCARE HEALTH - BONIFAY K-8			29	100%	29
UCLA HEALTHCARE CLINICAL LABS		23	6	21%	29
INTERIM HEALTHCARE OF NORTHWEST FLORIDA INC		27	2	7%	29
DSI MANAGEMENT LLC		29			29
MINUTECLINIC DIAGNOSTIC OF TN, PC 374		24	5	17%	29
UNIVERSITY OF ILLINOIS VETERINARY DIAG	1	27	1	3%	29
MEDEXPRESS URGENT CARE - BLOOMINGTON		24	5	17%	29
CDC		17	12	41%	29
J AND J VISTAKON EMPLOYEE HEALTH CENTER		28	1	3%	29
GRAND VILLA OF SARASOTA		28	1	3%	29
MAYO CLINIC JACKSONVILLE		4	25	86%	29
BROOKDALE UNIVERSITY HOSPITAL		27	2	7%	29
TOTTENVILLE CIRCLE URGENT CARE		29			29
MINIMALLY INVASIVE VASCULAR INC		27	2	7%	29
COMPREHENSIVE CHILDCARE		23	6	21%	29
ADVENT HEALTH MEDICAL GROUP FAMILY AND INTERNAL MEDICINE AT AVALON PAR		25	3	11%	28
BROOKDALE PHILLIPPI CREEK			28	100%	28
WELLMED AT BRANDON REGIONAL		20	8	29%	28
PARK WEST MEDICAL CENTER		27	1	4%	28
PORT ST LUCIE HOSPITAL		25	3	11%	28
DAYTONA BEACH OPC		25	3	11%	28
SUMMIT MEDICAL GROUP - 75 E NORTHFIELD		23	5	18%	28
ST MARYS MEDICAL CENTER			28	100%	28
MINUTE CLINIC DIAGNOSTIC OF TEXAS, LLC		25	3	11%	28
ADVENT HEALTH MEDICAL GROUP- FAMILY MEDICINE AT DR. PHILIPS		23	5	18%	28
EDEN AT CRESTVIEW		12	16	57%	28
KEY PRIMARY CARE			28	100%	28
THE COMMONWEALTH OF MASSACHUSETTS		1	27	96%	28
ORANGE PEDIATRICS			28	100%	28
LAKE PLACID HEALTH AND REHABILITATION		1	27	96%	28
Cleveland Clinic Laboratories		4	24	86%	28

COVID-19: testing by laboratory

Data through May 8, 2021 verified as of May 9, 2021 at 09:25 AM

Data in this report are provisional and subject to change.

The numbers in the table below represent the number of Florida and non-Florida residents for whom test results were received by the Department of Health. A person can be tested by more than one laboratory and can have both positive and negative results. **Therefore, the sum of the numbers in each column will be larger than the total number of people tested.**

Reporting lab	Inconclusive	Negative	Positive	Percent positive	Total
UTAH DEPARTMENT OF HEALTH			28	100%	28
ASTORIA HEALTH AND REHABILITATION CENTER		27	1	4%	28
GRADY HEALTH SYSTEM		28			28
ECC PEDIATRICS		28			28
SHORE MEMORIAL HOSPITAL		25	3	11%	28
MARION PEDIATRICS PA		21	7	25%	28
1 TOUCH TOTALCARE SOLUTIONS		25	3	11%	28
KIVA AT CANTERBURY, LLC		28			28
URGENT CARE CENTER			28	100%	28
NATIONAL MENTOR HEALTHCARE LLC			28	100%	28
MONTEFIORE NEW ROCHELLE HOSPITAL		25	3	11%	28
FAMILY CARE PARTNERS		18	10	36%	28
BROWARD HEALTH IMPERIAL POINT NURSING			28	100%	28
FIRST CHOICE PEDIATRICS LOOP		25	3	11%	28
VASSAR BROTHERS MEDICAL CENTER LABORATORY		26	2	7%	28
VICK STREET MANOR		27			27
CVS NC7588POCT ASHEVILLE		23	4	15%	27
NORTHEAST GEORGIA MEDICAL CENTER		27			27
BOZEMAN HEALTH DEACONESS HOSPITAL		18	9	33%	27
BROOKDALE SOUTHPOINT			27	100%	27
HUNT CLUB PEDIATRIC ASSOCIATES LLC		22	5	19%	27
CITY OF CLEARWATER EMPLOYEE HEALTH CENTER		16	11	41%	27
URGENT FAMILY CARE INC		24	3	11%	27
ATRIA LADY LAKE		27			27
PEPIN ACADEMIES-PASCO		26	1	4%	27
LEXINGTON PLACE SENIOR LIVING COMMUNITY		27			27
BETHESDA HEALTH PHYSICIAN GROUP INC			27	100%	27
KIDS CARE PEDIATRICS PA			27	100%	27
SARNO FAMILY PRACTICE		14	13	48%	27
CARENOW - DOWNTOWN NORTH GULCH		25	2	7%	27
SPANISH RIVER HIGH SCHOOL ESE		23	4	15%	27
SUNCOAST LABS			27	100%	27
COASTAL SKIN SURGERY AND DERMATOLOGY		19	8	30%	27
Clearwater Center		13	14	52%	27
CANTON-POTSDAM HOSPITAL LABORATORY		26	1	4%	27
LAKELAND HILLS CENTER		19	8	30%	27
Summit Medical Group Westfield Lab		24	3	11%	27
MINUTECLINIC DIAGNOSTIC OF TN PC #6363		22	5	19%	27
HEALTHPARK MEDICAL CENTER ABG LAB		26	1	4%	27
PREMIUM HEALTH CARE			27	100%	27
NEW YORK METHODIST HOSPITAL		23	4	15%	27
LOOP PEDIATRICS		22	5	19%	27
OPTIMAL CARE PEDIATRICS		8	19	70%	27
FORT SANDERS REGIONAL LABORATORY		27			27
EPIC REFERENCE LABS INC			27	100%	27
CVS NV3210POCT LAS VEGAS		24	3	11%	27

COVID-19: testing by laboratory

Data through May 8, 2021 verified as of May 9, 2021 at 09:25 AM

Data in this report are provisional and subject to change.

The numbers in the table below represent the number of Florida and non-Florida residents for whom test results were received by the Department of Health. A person can be tested by more than one laboratory and can have both positive and negative results. **Therefore, the sum of the numbers in each column will be larger than the total number of people tested.**

Reporting lab	Inconclusive	Negative	Positive	Percent positive	Total
PHYSICIANS CARE		23	4	15%	27
EMORY BENNETT VETERANS NURSING HOME	1	26			27
EXPRESS CARE OF BELLEVIEW		27			27
COASTAL COMPLETE CARE		13	14	52%	27
ADVENTHEALTH MEDICAL GROUP PEDIATRIC & ADOLESCENT		25	1	4%	26
RJ LEE GROUP	1	23	2	8%	26
ADEPT INPATIENT MEDICAL SERVICES PC		26			26
FLORIDA MEDICAL CLINIC - NEW TAMPA		21	5	19%	26
DELRAY BEACH FACIAL PLASTIC SURGERY		26			26
NEWYORK-PRESBYTERIAN/ LAWRENCE HOSPITAL LABORATORY		23	3	12%	26
MD BEAUTY LABS, PA		24	2	8%	26
ARCPPOINT LABS OF FORT LAUDERDALE		25	1	4%	26
CENTRAL FLORIDA PEDIATRIC URGENT CARE LLC		22	4	15%	26
EXPRESS FAMILY CARE LLC		11	15	58%	26
JUST FOR KIDS PEDIATRICS		5	21	81%	26
LAKES DIALYSIS CENTER INC			26	100%	26
DARDEN WELLNESS CENTER		23	3	12%	26
ADVENT HEALTH PARTIN SETTLEMENT HEALTH PARK		18	8	31%	26
JOINT AMBULATORY CARE CENTER		26			26
INTERNAL MEDICINE LIPID AND WELNNESS PRACTICE		11	15	58%	26
LOT HEALTH SERVICES☐	1	25			26
OAKTREE HEALTHCARE			26	100%	26
USCG AIR STATION CLEARWATER CLINIC		25	1	4%	26
MINUTECLINIC DIAGNOSTIC OF TN PC #320		18	8	31%	26
ABL MEDICAL CARE LLC			26	100%	26
EAST HILL MEDICAL GROUP		17	9	35%	26
MINUTECLINIC DIAGNOSTIC OF NORTH		22	4	15%	26
MONCRIEF ARMY HEALTH CLINIC			26	100%	26
MAGNOLIA PEDIATRICS		4	22	85%	26
THE MINIER URGENT CARE		20	6	23%	26
MINUTECLINIC, LLC, #4160		22	4	15%	26
PALM BEACH COUNTY FIRE RESCUE		24	2	8%	26
PULMONARY SPECIALISTS OF THE PALM BEACHES		16	10	38%	26
ADIRONDACK MEDICAL CENTER		26			26
PALMETTO PEDIATRICS			26	100%	26
INNOVATIVE RESEARCH OF WEST FLORIDA		23	3	12%	26
WAKULLA COUNTY HEALTH DEPARTMENT		12	14	54%	26
DALE MEDICAL CENTER		21	5	19%	26
TREEHOUSE PEDIATRICS & FAMILY CARE		26			26
SENIOR LIVING IV SUN CITY LLC		18	7	28%	25
ADVENT HEALTH EXPRESS		9	16	64%	25
FINLAY C. LABORATORY		4	21	84%	25
FEDERAL PRISON CAMP PENSACOLA			25	100%	25
DOC PAM PA		24	1	4%	25
ROSS MEDICAL GROUP			25	100%	25
South Heritage Health and Rehab		25			25

COVID-19: testing by laboratory

Data through May 8, 2021 verified as of May 9, 2021 at 09:25 AM

Data in this report are provisional and subject to change.

The numbers in the table below represent the number of Florida and non-Florida residents for whom test results were received by the Department of Health. A person can be tested by more than one laboratory and can have both positive and negative results. **Therefore, the sum of the numbers in each column will be larger than the total number of people tested.**

Reporting lab	Inconclusive	Negative	Positive	Percent positive	Total
ST VINCENT'S EAST		23	2	8%	25
VILLAGES REHABILITATION AND NURSING CENTER		24	1	4%	25
ADVENT HEALTH - LAKE MARY PEDIATRICS		16	9	36%	25
WESTPAC LABS		1	24	96%	25
THE WATERMARK AT VISTAWILLA		25			25
TOTAL ACCESS URGENT CARE		1	24	96%	25
SOUTH FLORIDA DIALYSIS CENTER		8	17	68%	25
URGENT CARE USA			25	100%	25
PHYSICIANS STAT		3	22	88%	25
CHARLOTTE CHD PORT CHARLOTTE		21	4	16%	25
BAYFRONT HMA CONVENIENT CARE, LLC		2	23	92%	25
LAKE HOWARD HEIGHTS	1	21	3	12%	25
UNIV OF NORTH ALABAMA HEALTH CENTER		22	3	12%	25
STATE LAB		3	22	88%	25
ASURANCE SCIENTIFIC LABORATORIES		24	1	4%	25
STEWART MEDICAL GROUP INC			25	100%	25
MORTON PLANT NORTH BAY HOSPITAL			25	100%	25
ENCOMPASS HOME HEALTH OF THE SOUTHEAST LLC		23	2	8%	25
CIMA MEDICAL CENTER		24	1	4%	25
TREASURE COAST URGENT CARE			25	100%	25
JUPITER MEDICAL CENTER		1	24	96%	25
GREEN GABLES ASSISTED LIVING FACILITY		25			25
ST. CLOUD HOSPITAL		20	5	20%	25
MADWAR		19	6	24%	25
PALM BAY FAMILY PRACTICE		7	18	72%	25
SUNQUEST		3	22	88%	25
OLIVE BRANCH HEALTH AND REHABILITATION CENTER			25	100%	25
THE CHAPPEL GROUP RESEARCH		24			24
PRIME CARE ONE LLC/HARBORCHASE OF VENICE			24	100%	24
ST ELIZABETH MEDICAL CENTER LABORATORY		21	3	13%	24
HENNEPIN COUNTY MEDICAL CENTER (HCMC)		13	11	46%	24
CareATC - 15th Street Clinic			24	100%	24
RAINBOW PEDIATRIC CENTER		2	22	92%	24
MID FLORIDA PATHOLOGY LLC		23	1	4%	24
SARASOTA MEMORIAL NURSING & REHABILITATION CTR		24			24
HERITAGE OAKS ASSISTED LIVING & MEMORY CARE		20	4	17%	24
LAKEWOOD RANCH MEDICAL CENTER CLINICAL LAB			24	100%	24
PHYSICIANS PRIMARY CARE OF SW FLORIDA PL		24			24
PALM BEACH GARDENS MEDICAL CENTER			24	100%	24
MED PLUS FLORENCE		20	4	17%	24
ALAN SERURE MD		24			24
MINUTECLINIC DIAGNOSTIC OF SC, LLC #2		20	4	17%	24
SENIOR HEALTH OF WINTER PARK DUNDEE		24			24
LAKE NONA MEDICAL SERVICES		16	8	33%	24
LIFELINK TISSUE BANK D/B/A LIFELINK TISSUE BANK		20	4	17%	24
Sovereign Laboratory Services, LLC		21	3	13%	24

COVID-19: testing by laboratory

Data through May 8, 2021 verified as of May 9, 2021 at 09:25 AM

Data in this report are provisional and subject to change.

The numbers in the table below represent the number of Florida and non-Florida residents for whom test results were received by the Department of Health. A person can be tested by more than one laboratory and can have both positive and negative results. **Therefore, the sum of the numbers in each column will be larger than the total number of people tested.**

Reporting lab	Inconclusive	Negative	Positive	Percent positive	Total
PALMS MEDICAL GROUP - LAKE CITY WEST		3	21	88%	24
ROWLETT MIDDLE ACADEMY		22	2	8%	24
CL BRUMBACK PRIMARY CARE CLINIC LANTANA		2	22	92%	24
UAH STUDENT HEALTH CENTER		17	7	29%	24
TARPON BAYOU CENTER			24	100%	24
MAITLAND PRIMARY CARE		9	15	63%	24
EDWARD S BENNETT MD PLLC		24			24
WELLSNOW URGENT CARE		23	1	4%	24
COURTYARDS OF ORLANDO		24			24
Wesley Place on Honeysuckle		22	2	8%	24
MADISON COUNTY MEMORIAL HOSP		12	12	50%	24
LABORATORY DYNAMICS		20	4	17%	24
GILCHRIST COUNTY JAIL		22	2	8%	24
WALGREENS #04618		21	3	13%	24
AVENTIS BIO-SERVICES CTL		24			24
ATRIA AT ST JOSEPHS		24			24
SONATA BOYNTON BEACH		21	3	13%	24
INTERVENTIONAL REHABILITATION OF SOUTH FLORIDA		16	8	33%	24
CSH LAKE ORIENTA LP		24			24
ADVANCED URGENT CARE CENTER		7	17	71%	24
PACIFICA SENIOR LIVING FORT MYERS		15	9	38%	24
HEALTH MED CENTERS		24			24
FLORENCE J HUNT STUDENT WELLNESS CENTER - HEALTH SERVICES (ABBOTT)		24			24
GLEN COVE HOSPITAL		24			24
DOCTORS MEDICAL CENTER OF WALTON COUNTY CLINIC			24	100%	24
A PLUS FAMILY URGENT CARE			24	100%	24
WESTMINSTER WOODS ON JULINGTON CREEK		22	2	8%	24
NOVANT HEALTH		18	6	25%	24
MEDEXPRESS URGENT CARE - SEMINOLE SQUA		22	2	8%	24
MINUTECLINIC MINUTECLINIC #8746		23	1	4%	24
TIMBERLANE LODGE ALF	1	16	7	29%	24
SOUTH NASSAU COMMUNITIES HOSPITAL		20	4	17%	24
FORT PIERCE FAMILY CARE INC		18	6	25%	24
CORE LABORATORY		1	22	96%	23
REGENEXX TAMPA BAY		20	3	13%	23
FLUSHING HOSPITAL MEDICAL CENTER		19	4	17%	23
CITY OF SANFORD EMPLOYEE HEALTH AND		22	1	4%	23
Z UROLOGY		22	1	4%	23
OHSU MOLECULAR MICROBIOLOGY LAB		22	1	4%	23
FAST PACE MEDICAL CLINIC PLLC		21	2	9%	23
COMMONWEALTH OF MASSACHUSETTS			23	100%	23
WUESTHOFF MEDICAL CENTER-MELBOURNE			23	100%	23
MIAMI BEACH MEDICAL GROUP			23	100%	23
OMEGA LABORATORIES		19	4	17%	23
BAYCARE MEDICAL GROUP INC			23	100%	23
NOBLE SENIOR LIVING		3	20	87%	23

COVID-19: testing by laboratory

Data through May 8, 2021 verified as of May 9, 2021 at 09:25 AM

Data in this report are provisional and subject to change.

The numbers in the table below represent the number of Florida and non-Florida residents for whom test results were received by the Department of Health. A person can be tested by more than one laboratory and can have both positive and negative results. **Therefore, the sum of the numbers in each column will be larger than the total number of people tested.**

Reporting lab	Inconclusive	Negative	Positive	Percent positive	Total
WELLMED AT LAKE COPELAND		17	6	26%	23
GAMMA DIAGNOSTIC LAB LLC			23	100%	23
CONNECTDX		8	15	65%	23
NORTHWEST FLORIDA COMMUNITY HOSPITAL 3RD FLOOR		21	2	9%	23
TRINITY MEDICAL ASSOCIATES LLC			23	100%	23
MINUTE CLINIC DIAGNOSTIC OF TN PC #64		20	3	13%	23
BARTON FAMILY PRACTICE		12	11	48%	23
BAYFRONT FAMILY HEALTH CENTER		3	20	87%	23
PRIMECARE AT PORT ORANGE		4	19	83%	23
MARQUES PEDIATRICS			23	100%	23
WOODHOUSE INC		17	6	26%	23
PULSE MEDICAL GROUP INC			23	100%	23
ADVENTHEALTH MEDICAL GROUP PEDIATRICS AT		5	18	78%	23
NEW JERSEY		22	1	4%	23
TREEHOUSE PEDIATRICS		19	4	17%	23
ISLAND COAST PEDIATRICS PA		22	1	4%	23
ROBINSON FAMILY CLINIC PA		13	10	43%	23
NEW YORK PRESBYTERIAN - ALLEN HOSPITAL		23			23
MINUTE-CLINIC DIAGNOSTIC OF VIRGINIA		19	4	17%	23
UF HEALTH NORTH JACKSONVILLE			23	100%	23
ESOTERIX GENETIC LABORATORIES		17	6	26%	23
ORANGE PARK PEDIATRIC ASSOCIATES		10	13	57%	23
UNIVERSITY HILLS HEALTH AND REHABILITATION CENTER		18	5	22%	23
CVS MINUTE CLINIC DIAGNOSTIC OF TN #6044		20	3	13%	23
APOLLO SURGERY CENTER		21	2	9%	23
CARESPOT		2	21	91%	23
EGL GENETIC DIAGNOSTICS		1	22	96%	23
49D2045214PHYSICIAN OFFICE/VA/VA MEDICAL CENTER/MEDEXPRESS URGENT CARE - HARRISONBU		14	9	39%	23
COASTAL FAMILY PRACTICE		15	8	35%	23
ORANGE REGIONAL MEDICAL CENTER LABORATORY		18	5	22%	23
LAKEVIEW HEALTH CARE SYSTEMS		9	14	61%	23
ERIC C MARSHAL MD, PC DBA MINUTECLINIC		22	1	4%	23
JOHNS HOPKINS MEDICAL LABORATORIES		1	21	95%	22
FLORIDA PEDIATRICS		6	16	73%	22
HARTFORD HOSPITAL ANCILLARY LAB		17	5	23%	22
ROCKLEDEGE REGIONAL MEDICAL CENTER		17	5	23%	22
BROOKDALE WEST BOYNTON BEACH		22			22
GRAND VILLA OF PALM COAST		22			22
MINUTECLINIC, LLC #4507		20	2	9%	22
FAMILY AND AFTER HOURS CARE		22			22
MINUTECLINIC, LLC #1586		15	7	32%	22
MARATHON HEALTH FOR LIFE		19	3	14%	22
OWL NOW URGENT CARE		11	11	50%	22
MEDEXPRESS URGENT CARE - TIMBERLAKE		19	3	14%	22
MINUTECLINIC DIAGNOSTIC PA		19	3	14%	22
DIACARTA INC.		22			22

COVID-19: testing by laboratory

Data through May 8, 2021 verified as of May 9, 2021 at 09:25 AM

Data in this report are provisional and subject to change.

The numbers in the table below represent the number of Florida and non-Florida residents for whom test results were received by the Department of Health. A person can be tested by more than one laboratory and can have both positive and negative results. **Therefore, the sum of the numbers in each column will be larger than the total number of people tested.**

Reporting lab	Inconclusive	Negative	Positive	Percent positive	Total
GUARDANT HEALTH		16	6	27%	22
TEN HEALTHCARE		6	16	73%	22
OCEANSIDE URGENT CARE		22			22
ELAN SPANISH SPRINGS		4	18	82%	22
PEDIATRIC ASSOCIATES PA		17	5	23%	22
THE VILLAGES HEALTH		12	10	45%	22
THRIFT DRUGS INC		20	2	9%	22
CITY OF LAKE MARY EMPLOYEE HEALTH CENTER		18	4	18%	22
MOBILE DIVISION LABORATORY		7	15	68%	22
MEDI STATION			22	100%	22
TEXAS DEPARTMENT OF STATE HEALTH SERVICES		3	19	86%	22
BASSETTI & ASSOCIATES, MD, PA			22	100%	22
SOUTH CAROLINA DEPARTMENT OF HEALTH			22	100%	22
SOLE HEALTH LLC		22			22
GLEN OAKS URGENT CARE		20	2	9%	22
OHIO CVS STORES, LLC DBA		19	3	14%	22
MORRIS PARK URGENT CARE		19	3	14%	22
NAVAL MEDICAL CENTER SAN DIEGO	1		21	95%	22
SEAGRASS VILLAGE			22	100%	22
COVANCE CENTRAL LABORATORY		9	13	59%	22
FLORIDA HOSPITAL LABS		12	10	45%	22
MINUTECLINIC DIAGNOSTIC OF RHODE ISLAND, LLC #590		21	1	5%	22
PRIMARY CARE SPECIALISTS OF ORLANDO LLC		17	5	23%	22
YUSRA MEDICAL ASSOCIATES PA		16	6	27%	22
CVS MINUTE CLINIC DIAGNOSTIC OF TEXAS LLC		18	4	18%	22
KELLY'S ASSISTED LIVING FACILITY		22			22
MORNINGSIDE MANOR & VILLA ADULT CARE C		22			22
GENTIVA HEALTH SERVICES		20	2	9%	22
ST VINCENT'S URGENT CARE		19	3	14%	22
MINUTECLINIC DIAGNOSTIC OF TEXAS LLC		20	2	9%	22
CVS NC4165POCT BREVARD		14	8	36%	22
MONROE COUNTY DETENTION CENTER			22	100%	22
EBEIDS MD PEDIATRICS		19	3	14%	22
MINUTECLINIC DIAGNOSTICS MEDICAL GROUP		21	1	5%	22
GRACE WELLNESS CENTER		8	13	62%	21
ADVENTHEALTH MEDICAL GROUP	1	14	6	29%	21
WACO HHSSURGEWACO	1	17	3	14%	21
ADVENT HEALTH - KISSIMMEE		6	15	71%	21
HEALTHY MINORS, LLC.		20	1	5%	21
SOMA MEDICAL CENTER, PA #4 FLORIDA MANGO		1	20	95%	21
HARLEM HOSPITAL CENTER		20	1	5%	21
MC DIAGNOSTIC OF CONNECTICUT, PC #775		20	1	5%	21
SELECT PHYSICIANS ALLIANCE		21			21
ESTATES MEDICAL CENTER		12	9	43%	21
INTERNATIONAL MEDICAL LABORATORY INC		21			21
NORTHSIDE HOSPITAL DULUTH		18	3	14%	21

COVID-19: testing by laboratory

Data through May 8, 2021 verified as of May 9, 2021 at 09:25 AM

Data in this report are provisional and subject to change.

The numbers in the table below represent the number of Florida and non-Florida residents for whom test results were received by the Department of Health. A person can be tested by more than one laboratory and can have both positive and negative results. **Therefore, the sum of the numbers in each column will be larger than the total number of people tested.**

Reporting lab	Inconclusive	Negative	Positive	Percent positive	Total
BIOREFERENCE LABORATORIES		8	13	62%	21
GOOD SAMARITAN MEDICAL CENTER			21	100%	21
CARENOW URGENT CARE-BRENTWOOD		15	6	29%	21
POINT OF CARE CLINICS PRIMARY CARE		20	1	5%	21
COLUMBIA MEMORIAL HOSPITAL		21			21
UPMC CHAUTAUQUA AT WCA LABORATORY		20	1	5%	21
HELIX DIAGNOSTICS			21	100%	21
MEDLAB INC		21			21
WINTER PARK FAMILY PRACTICE LLC		17	4	19%	21
SHELBY BAPTIST MEDICAL CENTER		16	5	24%	21
JEFFERSON K-12, A SOMERSET SCHOOL- CLINIC		17	4	19%	21
Citymd Of Lacey		18	3	14%	21
ST JUDE CHILDRENS RESEARCH HOSPITAL		21			21
TENNESSEE DEPARTMENT OF HEALTH		15	6	29%	21
GOOD SAMARITAN SOCIETY OF DAYTONA		16	5	24%	21
PRIMECARE OF DOTHAN-DALEVILLE CLINIC		16	5	24%	21
ARDEN COURTS OF WINTER SPRINGS		18	3	14%	21
CLINICAL PATHOLOGY LABORATORIES SOUTHEAST			21	100%	21
NONA PEDIATRIC CENTER		15	6	29%	21
ROCKLEDGE FAMILY HEALTH			21	100%	21
CLEVELAND CLINIC FLORIDA		1	20	95%	21
PICHARDO CLINIC, THE		19	2	10%	21
RHODE ISLAND DEPARTMENT OF HEALTH			21	100%	21
ST ANTHONY'S HOSP PATIENT CARE SERVICE			21	100%	21
REDITUS LABORATORIES			20	100%	20
LAKE WORTH MANOR		19	1	5%	20
FIRST CHOICE PEDIATRICS WINTER SPRINGS		15	5	25%	20
FAMILY CARE CYPRESS CREEK		1	19	95%	20
MEDI PARTNERS OF S FLORIDA LLC		20			20
DEPT OF VA MEDICAL CENTER - BAY PINES			20	100%	20
ODYSSEY HEALTHCARE OF MARION COUNTY, LLC		19	1	5%	20
BAPTIST MEDICAL GRP URGENT CARE & OCC HEALTH AIRPO		20			20
PRIMARY CARE MEDICINE	1	13	6	30%	20
CVS HEALTH, #3396		18	2	10%	20
ANYTIME LAB, LLC		18	2	10%	20
BEST MEDICAL CENTER		11	9	45%	20
CARESPOT OF NOCATEE		1	19	95%	20
URGENT TEAM		17	3	15%	20
KIDSWOOD PEDIATRICS CORP		6	14	70%	20
BROWNE MEDICAL		18	2	10%	20
MINUTECLINIC DIAGNOSTIC OF MICHIGAN PC		19	1	5%	20
BAY PEDIATRICS PA		18	2	10%	20
Floralia Health and Rehabilitation, LLC		19	1	5%	20
AUBURN COMMUNITY HOSPITAL		18	2	10%	20
PONCE PLAZA NURSING & REHAB CENTER		4	16	80%	20
MAIMONIDES MEDICAL CENTER		17	3	15%	20

COVID-19: testing by laboratory

Data through May 8, 2021 verified as of May 9, 2021 at 09:25 AM

Data in this report are provisional and subject to change.

The numbers in the table below represent the number of Florida and non-Florida residents for whom test results were received by the Department of Health. A person can be tested by more than one laboratory and can have both positive and negative results. **Therefore, the sum of the numbers in each column will be larger than the total number of people tested.**

Reporting lab	Inconclusive	Negative	Positive	Percent positive	Total
VIERA FAMILY MEDICINE AND WELLNESS		16	4	20%	20
COMMUNITY HOME HEALTH CARE		20			20
FORT WALTON BEACH DEVELOPMENTAL CENTER		19	1	5%	20
ROBERT WOOD JOHNSON UNIVERSITY HOSP		18	2	10%	20
MINUTE CLINIC		2	18	90%	20
WINSHIPS PHARMACY INC		20			20
BROOKDALE MANDARIN CENTRAL		7	13	65%	20
SHIELDT3 LLC		20			20
STATEN ISLAND UNIVERSITY HOSPITAL		19	1	5%	20
REGENCY SQUARE MALL - SEARS		4	16	80%	20
ST CATHERINE OF SIENA HOSPITAL		18	2	10%	20
MINUTECLINIC DIAGNOSTIC OF TN PC #566		16	4	20%	20
TGH MEDICAL GROUP LABORATORY CARROLLWOOD			20	100%	20
THE CANOPY AT HARPER LAKE	1		19	95%	20
ORLANDO FAMILY PHYSICIANS INC		14	6	30%	20
MEDICAL EXPRESS CORP		18	2	10%	20
PROFESSIONAL PARK PEDIATRICS PA			20	100%	20
MCWHORTER SCHOOL OF PHARMACY		20			20
COMMUNITY CARE CENTER		19	1	5%	20
ADVENTIST HEALTH SYSTEM		16	4	20%	20
CONSOLIDATED LAB SERVICES		10	10	50%	20
MC DIAGNOSTIC OF CONNECTICUT, PC #1960		20			20
VALLEY IMMEDIATE CARE		16	3	16%	19
MINUTECLINIC INCORPORATE, LLC		16	3	16%	19
FRUITVILLE URGENT CARE			19	100%	19
NO NAME		8	11	58%	19
UM MILLER SCHOOL OF MEDICINE			19	100%	19
ALL PEDIATRIC CARE			19	100%	19
ROYAL PALM MEDICAL GROUP, INC		19			19
NANO HEALTH ASSOCIATES LLC		19			19
CVS MINUTE CLINIC DIAGNOSTIC OF TEXAS, LLC		15	4	21%	19
LEE MEMORIAL HEALTH SYSTEM D/B/A		17	2	11%	19
VALHALLA MEDICS		19			19
CARE POINT HEALTH & WELLNESS CENTER		19			19
THE CLINIC PREMISE HEALTH		13	6	32%	19
STONE WASH CLINICAL LABORATORIES		2	17	89%	19
TGH URGENT CARE - WESTCHASE			19	100%	19
SAVANNAH STATE UNIVERSITY, COUNSELING		19			19
CORNER OAK ESTATE LLC		19			19
COLLEGE POINT URGENT CARE		16	3	16%	19
OCEAN REEF MEDICAL CENTER, LLC			19	100%	19
MICHELLE S PAGE MD PA		18	1	5%	19
ABC PEDIATRICS OF PORT ST LUCIE		17	2	11%	19
FLORIDA COMMUNITY HEALTH CENTER OF ST. LUCIE		1	18	95%	19
MED HEALTH SERVICES		18	1	5%	19
URGENT CARE & FAMILY PRACTICE CENTER			19	100%	19

COVID-19: testing by laboratory

Data through May 8, 2021 verified as of May 9, 2021 at 09:25 AM

Data in this report are provisional and subject to change.

The numbers in the table below represent the number of Florida and non-Florida residents for whom test results were received by the Department of Health. A person can be tested by more than one laboratory and can have both positive and negative results. **Therefore, the sum of the numbers in each column will be larger than the total number of people tested.**

Reporting lab	Inconclusive	Negative	Positive	Percent positive	Total
INTEGRATED FAMILY MEDICAL CENTER			19	100%	19
JACKSON NORTH MEDICAL CENTER		2	17	89%	19
SEVEN RIVERS REGIONAL MEDICAL CENTER		5	14	74%	19
FLORIDA HOSPITAL WINTER GARDEN		15	4	21%	19
BAPTIST MEMORIAL HEALTH CARE		17	2	11%	19
LOVING CARE OF THE TREASURE COAST LLC	1	13	5	26%	19
INSTANT MEDICAL CARE CENTER		18	1	5%	19
ANYLABTESTNOW		6	13	68%	19
INTEGRATED REGIONAL LABORATORIES - LARGO			19	100%	19
CLERMONT ADVENTHEALTH CENTRA CARE		1	18	95%	19
CAREHERE- LCS LEESBURG			19	100%	19
ELTINGVILLE CIRCLE URGENT CARE		18	1	5%	19
MEDEXPRESS URGENT CARE, MOON TOWNSHIP		18	1	5%	19
AURORA UNIVERSITY WELLNESS CENTER		19			19
CVS PHARMACY		1	18	95%	19
ASHRAF MEDICAL GROUP PLLC DBA PULSE M		18	1	5%	19
BAYVIEW MEDICAL		19			19
EMERALD COAST HOSPICE - CRESTVIEW		19			19
LAB INTERMARKET FACILITY LAB		1	18	95%	19
ST. JUDES LABORATORIES		13	6	32%	19
MD PLUS URGENT CARE, LLC			19	100%	19
PRATTVILLE BAPTIST HOSPITAL		15	4	21%	19
CLINIC OF PEDIATRICS & GI MEDICINE INC		1	18	95%	19
STAT MEDICAL CLINIC III INC		13	6	32%	19
WELLSTAR COBB HOSPITAL		17	2	11%	19
CARESPOT EXPRESS HEALTHCARE			19	100%	19
BRIDGEWAY HEALTH CLINICS INC			19	100%	19
FOX FAMILY PRACTICE		19			19
MINUTE CLINIC DIAGNOSTIC OF SOUTH CAROLINA		15	4	21%	19
BAY COUNTY HEALTH DEPARTMENT		14	5	26%	19
CVS MINUTE CLINIC DIAGNOSTIC OF WISCONSIN		18			18
CLEVELAND CLINIC			18	100%	18
MC DIAGNOSTIC OF CONNECTICUT, PC #1966		18			18
MADISON CORE LABORATORIES		17	1	6%	18
PPD - IXLAYER		17	1	6%	18
MARION COUNTY HEALTH DEPARTMENT		17	1	6%	18
MEDEXPRESS URGENT CARE - ROBINSON TWP, STEUBENVILLE PIKE		16	2	11%	18
URGENT CARE AT LONGWOOD			18	100%	18
AURORA DIAGNOSTICS		6	12	67%	18
XPRESS WELLNESS URGENT CARE			18	100%	18
BROOKDALE ST AUGUSTINE		1	17	94%	18
BERGEN NEW BRIDGE M		16	2	11%	18
SANTA ROSA COUNTY JAIL - WELLPATH			18	100%	18
HAWTHORNE INN OF LAKELAND		18			18
TPCA CLINICAL LABORATORIES		15	3	17%	18
CVS MINUTE CLINIC DIAGNOSTIC PA		13	5	28%	18

COVID-19: testing by laboratory

Data through May 8, 2021 verified as of May 9, 2021 at 09:25 AM

Data in this report are provisional and subject to change.

The numbers in the table below represent the number of Florida and non-Florida residents for whom test results were received by the Department of Health. A person can be tested by more than one laboratory and can have both positive and negative results. **Therefore, the sum of the numbers in each column will be larger than the total number of people tested.**

Reporting lab	Inconclusive	Negative	Positive	Percent positive	Total
DR PHILLIPS MEDICAL WELLNESS CENTER		13	5	28%	18
MEDEXPRESS URGENT CARE LEWISBURG		17	1	6%	18
CALLAWAY CLINIC		13	5	28%	18
WALGREEN EASTERN CO, INC		18			18
MI CASA DORADA ASSISTED LIVING FACILIT		18			18
ADVENT HEALTH - WINTER HAVEN		8	10	56%	18
ASCENSION ST VINCENT'S PRIMARY CARE		1	17	94%	18
JACKSON LABORATORY FOR GENOMIC MEDICIN		18			18
URGENT CARE OF NEW YORK		17	1	6%	18
UC HEALTH UNIVERSITY HOSPITAL		15	3	17%	18
TENDER CARE ALF		18			18
FORT HAMILTON URGENT CARE		18			18
MOORINGS PARK OAKSTONE AT GREY OAKS		17	1	6%	18
DAVID LAWRENCE CENTER INC		16	2	11%	18
MONTEFIORE ST LUKE'S CORNWALL HOSPITAL		14	4	22%	18
CABOT RESERVE ON THE GREEN		18			18
GENERAL INTERNAL MEDICINE MEDICAL CTR CLINIC		13	5	28%	18
MINUTECLINIC, LLC, DBA MINUTECLINIC #6		16	2	11%	18
MINUTECLINIC #8699		14	4	22%	18
CRANES VIEW LODGE			18	100%	18
107TH PLACE GROUP HOME		18			18
SONORA QUEST LABORATORIES			18	100%	18
BRONSON FIRE DEPARTMENT		18			18
AVALON FAMILY RESORT ASSISTED LIVING LLC		18			18
IONA COLLEGE HEALTH & WELLNESS CENTER		18			18
MIRIMUS INC		1	17	94%	18
CVS MINUTE CLINIC DIAGNOSTIC MED GRP OF CA		18			18
INTERMOUNTAIN CENTRAL LAB		1	17	94%	18
KIMBERLY J HENDERSON MD PC		17	1	6%	18
WALGREENS #15495	1	15	2	11%	18
OSCEOLA ALF OPERATOR, LLC DBA□		18			18
Terrace of Jacksonville		3	15	83%	18
CVS NC2357POCT HUNTERSVILLE		16	2	11%	18
YORKVILLE PEDIATRIC URGENT CARE		17			17
MINUTECLINIC DIAGNOSTIC OF TN PC #6415		13	4	24%	17
EAR NOSE & THROAT ASSOCIATES OF MANATEE PA		17			17
LYNN KEEFE, MD PEDIATRICS		14	3	18%	17
COMPREHENSIVE CHILDCARE ASSOCIATES		9	8	47%	17
MASSACHUSETTS GENERAL HOSPITAL		1	16	94%	17
PRIMARY CARE WALK IN CLINIC PLLC			17	100%	17
MEDEXPRESS URGENT CARE- MARYLAND		14	3	18%	17
SOMA MEDICAL CENTER PA			17	100%	17
WELLSTAR NORTH FULTON HOSPITAL LABORAT		16	1	6%	17
BROOKDALE CROWN POINT			17	100%	17
CVS MINUTE CLINIC DIAGNOSTIC OF VIRGINIA		17			17
STARLING AT NOCATEE			17	100%	17

COVID-19: testing by laboratory

Data through May 8, 2021 verified as of May 9, 2021 at 09:25 AM

Data in this report are provisional and subject to change.

The numbers in the table below represent the number of Florida and non-Florida residents for whom test results were received by the Department of Health. A person can be tested by more than one laboratory and can have both positive and negative results. **Therefore, the sum of the numbers in each column will be larger than the total number of people tested.**

Reporting lab	Inconclusive	Negative	Positive	Percent positive	Total
FLORIDA KEYS CONCIERGE MEDICINE, LLC		15	2	12%	17
URGENT CARE WEST CLINIC		14	3	18%	17
MEDEXPRESS URGENT CARE - LAFAYETTE		16	1	6%	17
NEMOURS CHILDREN'S URGENT			17	100%	17
MINUTECLINIC DIAG OF IND, LLC #6697		15	2	12%	17
HEALTHCARE NOW			17	100%	17
UNIVERSITY LAB			17	100%	17
MINUTECLINIC DIAGNOSTIC OF OKLAHOMA		14	3	18%	17
UNIVERSITY OF MIAMI MILLER SCHOOL			17	100%	17
UVMCM MICROBIOLOGY		16	1	6%	17
LAKEVIEW HEALTH SYSTEMS			17	100%	17
BRYAN WHITFIELD MEMORIAL HOSPITAL		12	5	29%	17
COMMUNITY HEALTH OF SOUTH FLORIDA INC			17	100%	17
WELLINGTON FAMILY PRACTICE		13	4	24%	17
UNIVERSITY OF ALABAMA - FUNGAL REFERENCE LABORATORY		12	5	29%	17
GENOTOX LABORATORIES		14	3	18%	17
DIEGO FALLON MD PA		6	11	65%	17
BLOUNT MEMORIAL HOSPITAL		14	3	18%	17
MARCO DRUGS AND COMPOUNDING		13	4	24%	17
ADVENT HEALTH - ZEPHYRHILLS			17	100%	17
LEHIGH VALLEY HOSPITAL		3	14	82%	17
MINUTECLINIC DIAGNOSTIC OF TN PC #643		13	4	24%	17
BAY BREEZE HEALTH AND REHABILITATION CENTER		9	8	47%	17
MINUTE-CLINIC DIAGNOSTIC OF VIRGINIA, LLC #2003		14	3	18%	17
INN AT LAKE SEMINOLE SQUARE, THE		17			17
SARASOTA MEDICAL CENTER		6	11	65%	17
PARRISH HEALTH CENTER		14	3	18%	17
Atlanta VAMC		12	5	29%	17
COAST MED URGENT CARE		16	1	6%	17
KAILOS GENETICS INC		14	3	18%	17
CARE NOW, INC		13	4	24%	17
ST JOSEPHS HOSP OF ATLANTA/CLINIC LAB		15	2	12%	17
RIVERSIDE MEDICAL GROUP		16	1	6%	17
ESTATES MEDICAL CENTER INC		4	13	76%	17
ALBIBI		1	16	94%	17
NOVANT HEALTH GOHEALTH URGENT CARE-HARRISBURG		8	9	53%	17
ST JOSEPH HOSPITAL		16	1	6%	17
GENETIC TECHNOLOGICAL INNOVATIONS			17	100%	17
PALATKA VA CBOC		16	1	6%	17
RESOLVE MOLECULAR DIAGNOSTICS		13	4	24%	17
INFEXIONSHIELD INC.		17			17
MINUTE CLINIC LLC #5733		17			17
BAPTIST PRIMARY CARE PONTE VEDRA		10	6	38%	16
PRESBYTERIAN MEDICAL SERVICES		16			16
LILY'S PROMISE AL#12775		16			16
MILLENNIUM PHYSICIAN GRP LLC NAPLES PINE RIDGE			16	100%	16

COVID-19: testing by laboratory

Data through May 8, 2021 verified as of May 9, 2021 at 09:25 AM

Data in this report are provisional and subject to change.

The numbers in the table below represent the number of Florida and non-Florida residents for whom test results were received by the Department of Health. A person can be tested by more than one laboratory and can have both positive and negative results. **Therefore, the sum of the numbers in each column will be larger than the total number of people tested.**

Reporting lab	Inconclusive	Negative	Positive	Percent positive	Total
SRMC AVALON		9	7	44%	16
ALL FLORIDA FAMILY & SPORTS MEDICINE		15	1	6%	16
CVS CA9715POCT THOUSAND OAKS		16			16
KETAMINE HEALTH CENTERS AT BONITA SPRINGS, LLC		16			16
GOOD SAMARITAN SOCIETY		16			16
NOVALIFE MEDSPA			16	100%	16
FAST TRACK URGENT CARE CENTER - TYRONE			16	100%	16
PROMUS DIAGNOSTICS, LLC			16	100%	16
NORTHWEST FLORIDA ENT, PA		5	11	69%	16
PANAMA CITY VITAS HOSPICE		16			16
TINA'S ASSISTED LIVING FACILITY CORP		16			16
BONIFAY NURSING AND REHABILITATION CENTER			16	100%	16
PROHEALTH CARE ASSOCIATES MOBILE		13	3	19%	16
WALGREENS #06416		15	1	6%	16
SURGERY CENTER OF CORAL GABLES LLC,THE		12	4	25%	16
MC DIAGNOSTIC OF CONNECTICUT , PC # 3		14	2	13%	16
JS HEALTHCARE INC		16			16
CENTRAL JERSEY URGENT CARE OF EATONTOW		15	1	6%	16
HODGES CLUSTER		2	14	88%	16
VIGILINT HEALTHCARE		14	2	13%	16
INDIANA STATE DEPARTMENT OF HEALTH		1	15	94%	16
PRO HEALTH FAMILY PHYSICIANS, NYSTROM		16			16
BVL PEDIATRICS		14	2	13%	16
MIAMI BEACH MEDICAL GROUP LLC			16	100%	16
OKEECHOBEE HEALTHCARE FACILITY			16	100%	16
ST AUGUSTINE PLANTATION		1	15	94%	16
HUDSON VALLEY HOSPITAL CENTER LABORATORY		15	1	6%	16
UNAVAILABLE/UNKNOWN/NO INFORMATION FOUND			16	100%	16
MINUTE CLINIC DIAGNOSTIC MED GRP		15	1	6%	16
CRUCIAL CARE		10	6	38%	16
XERA MED RESEARCH			16	100%	16
TIFT REGIONAL HEALTH SYSTEM, INC		16			16
NORTHERN WESTCHESTER HOSPITAL LABORATORY		14	2	13%	16
MINNEOLA PLACE A HOMEBRIDGE COMMUNITY		16			16
RICH STREET GROUP HOME		9	7	44%	16
PROMEDICA LABORATORIES		11	5	31%	16
URGENT CARE CLINIC OF LINCOLN		14	2	13%	16
MC DIAGNOSTIC OF CONNECTICUT PC #459		16			16
TOXUSALABS DBA CONNECTDX LABS		13	3	19%	16
Lab MSMC Hialeah			16	100%	16
MINUTECLINIC DIAGNOSTIC OF VIRGINIA, LLC #1416		15	1	6%	16
SUFFRIDGE DRIVE GROUP HOME		16			16
DAVITA DIALYSIS		4	12	75%	16
Heartland Healthcare Center Boca Raton		2	14	88%	16
FLORIDA MEDICAL ASSOCIATES LLC		9	7	44%	16
MINUTECLINIC DIAGNOSTIC OF VIRGINIA		16			16

COVID-19: testing by laboratory

Data through May 8, 2021 verified as of May 9, 2021 at 09:25 AM

Data in this report are provisional and subject to change.

The numbers in the table below represent the number of Florida and non-Florida residents for whom test results were received by the Department of Health. A person can be tested by more than one laboratory and can have both positive and negative results. **Therefore, the sum of the numbers in each column will be larger than the total number of people tested.**

Reporting lab	Inconclusive	Negative	Positive	Percent positive	Total
JOSEPH MIGNOGNA		13	3	19%	16
HUNTINGTON URGENT CARE		15	1	6%	16
MEDICINE AT LONGWOOD		16			16
CULINARY INSTITUTE OF AMERICA STUDENT	3	13			16
INTERNAL MEDICINE ASSOCIATES & SPECIALTIES INC		15	1	6%	16
STATEN ISLAND UNIVERSITY HOSPITAL SEGUINE AVE		13	3	19%	16
MORTON PLANT MEASE			16	100%	16
NORTHWEST FLORIDA SLEEP		1	15	94%	16
TMH FSU RAPID LABORATORY		2	14	88%	16
ALAN L MELOTEK MD		16			16
WALGREENS #07936		15	1	6%	16
MINUTECLINIC DIAGNOSTIC OF RHODE ISLAND		12	3	20%	15
MINUTECLINIC DIAGNOSTIC OF TN, PC 6438		13	2	13%	15
BAPTIST MEDICAL CENTER EAST		11	4	27%	15
GADSDEN REGIONAL MEDICAL CENTER		15			15
SOMA MEDICAL CENTER, P.A.			15	100%	15
OPTIONS FOR SENIORS INC DBA PALM KREST MANOR		12	3	20%	15
MEADOWCREST MOLECULAR DIAGNOSTICS, LLC			15	100%	15
WALK IN URGENT CARE			15	100%	15
CARDIOTHORACIC SURGERY OF HYDE PARK			15	100%	15
HIRAM COLLEGE HEALTH CENTER (ABBOTT)		13	2	13%	15
ATMORE NURSING CENTER		14	1	7%	15
HOLLEY-NAVARRE MEDICAL CLINIC		5	10	67%	15
LAKE NONA MEDICAL SERVICE LLC		13	2	13%	15
St Joseph's Hospital & Medical Center		13	2	13%	15
MINUTE CLINIC LLC #5706		13	2	13%	15
ST JOSEPH WOMENS HOSPITAL			15	100%	15
NORTH COUNTRY FAMILY HEALTH CENTER INC		15			15
MEDLAB ASSOCIATES LLC		15			15
ST LUKES ROOSEVELT LABORATORY		12	3	20%	15
CVS TX8321POCT MCKINNEY		15			15
OAKMONTE VILLAGE OF DAVIE			15	100%	15
MEDI-DRUG INC		13	2	13%	15
MONTEFIORE NYACK HOSPITAL AFFILIATED LABORATORY		13	2	13%	15
CARENOW URGENT CARE-DONELSON		12	3	20%	15
MINUTECLINIC DIAGNOSTIC OF NEW JERSEY, LLC # 7069		15			15
LAKE CO SCHOOLS EMPLOYEE HEALTH & WELLNESS CENTER	1	11	3	20%	15
SKIN WELLNESS PHYSICIANS LLC		15			15
MINUTECLINIC DIAGNOSTIC OF GEORGIA, LL		12	3	20%	15
CVS NY491POCT JACKSON HEIGHTS		15			15
MC DIAGNOSTIC OF CONNECTICUT, PC # 257		14	1	7%	15
MILTON 4707		15			15
Astoria Health and Rehab		15			15
DIATHERIX		13	2	13%	15
TELEVISIT MALABAR PEDIATRICS		5	10	67%	15
EASTLAKE PEDIATRICS - TRINITY		15			15

COVID-19: testing by laboratory

Data through May 8, 2021 verified as of May 9, 2021 at 09:25 AM

Data in this report are provisional and subject to change.

The numbers in the table below represent the number of Florida and non-Florida residents for whom test results were received by the Department of Health. A person can be tested by more than one laboratory and can have both positive and negative results. **Therefore, the sum of the numbers in each column will be larger than the total number of people tested.**

Reporting lab	Inconclusive	Negative	Positive	Percent positive	Total
CVS GA2108POCT NORCROSS		12	3	20%	15
CUSTEAD CARE CENTER HAVEN HOSPICE		12	3	20%	15
CVS TN2179POCT MURFREESBORO		14	1	7%	15
HAVEN HOSPICE IN CHIEFLAND		9	6	40%	15
CARENOW URGENT CARE-WEST END		10	5	33%	15
BROWARD MEDICAL AND URGENT CARE		15			15
AJU GEORGE MD PA			15	100%	15
LONG ISLAND JEWISH VALLEY STREAM		14	1	7%	15
VERO DIAGNOSTICS		14	1	7%	15
MIRACLE ALF INC		15			15
GNT ASSOCIATES		14	1	7%	15
BESSENT ROAD GROUP HOME		15			15
PREMIER LABORATORY SERVICES, LLC		5	10	67%	15
PATHLINE			15	100%	15
FAMILY CARE CENTER OF ARLINGTON		10	5	33%	15
ORLANDO HEALTH		2	13	87%	15
WESTERN NEW YORK IMMEDIATE MEDICAL CAR		13	2	13%	15
MINUTECLINIC DIAGNOSTIC OF ILLINOIS LL		13	2	13%	15
INHEALTH LIFE SCIENCES		6	9	60%	15
HEALTH MED HOME CARE, LLC		15			15
DELIVER MY MEDS CORP		15			15
OPIS ISLAND LAKE CENTER		13	2	13%	15
BROOKLYN HOSPITAL CENTER DOWNTOWN CAMPUS		15			15
FAMILY CARE			15	100%	15
Crestwood Nursing Center		8	7	47%	15
FLORIDA DEPARTMENT OF HEALTH IN HILLSBOROUGH COUNTY		1	14	93%	15
UNIVERSITY HOSPITAL UC HEALTH		11	4	27%	15
SINAI HOSPITAL OF BALTIMORE		15			15
PARROTT MEDICAL CLINIC			15	100%	15
CVS MINUTE CLINIC, LLC		13	2	13%	15
CVS TX7288POCT DALLAS		11	4	27%	15
CVS MINUTE CLINIC DIAG OF IND, LLC #6549		14	1	7%	15
WELLMED AT PORT ST LUCIE WEST		10	5	33%	15
RIVERSIDE COTTAGES AT THE SHORES, LLC			14	100%	14
NORTHWESTERN MEMORIAL HOSPITAL			14	100%	14
IGENEX INC		14			14
DYNAMIC DNA LAB		1	13	93%	14
METHODIST MEDICAL CENTER		11	3	21%	14
MEDEXPRESS URGENT CARE - PANTOPS		12	2	14%	14
FAMILY MEDICINE OF WESTON LLC		6	8	57%	14
HORIZON MEDICAL GROUP		12	2	14%	14
BAPTIST HEALTH			14	100%	14
SOUTHEASTERN LABORATORY			14	100%	14
TAPESTRY TALLAHASSEE WALDEN		14			14
ACCESS HOME HEALTH OF FLORIDA LLC		14			14
NIGHT OWL PEDIATRICS URGENT CARE			14	100%	14

COVID-19: testing by laboratory

Data through May 8, 2021 verified as of May 9, 2021 at 09:25 AM

Data in this report are provisional and subject to change.

The numbers in the table below represent the number of Florida and non-Florida residents for whom test results were received by the Department of Health. A person can be tested by more than one laboratory and can have both positive and negative results. **Therefore, the sum of the numbers in each column will be larger than the total number of people tested.**

Reporting lab	Inconclusive	Negative	Positive	Percent positive	Total
RICHMOND UNIVERSITY MEDICAL CENTER		12	2	14%	14
TLC FAMILY CARE HOME INC		14			14
FG RAPID RESULTS LLC		8	6	43%	14
FYZAMEDICAL, LLC		10	4	29%	14
MHHS All Lab Subsection		14			14
CVS TN5639POCT FARRAGUT		11	3	21%	14
Solaris Healthcare Pensacola			14	100%	14
MADISON COUNTY HEALTH DEPARTMENT		7	7	50%	14
MINUTECLINIC LLC #5176		11	3	21%	14
ST CLOUD MEDICAL GROUP		12	2	14%	14
DESOTO HEALTH AND REHAB LLC		9	5	36%	14
FAMILY PRACTICE ON THE GO		6	8	57%	14
EFFINGER HEALTH, PA		14			14
SARASOTA - ROBERT L TAYLOR COMMUNITY CENTER□		1	13	93%	14
MINUTECLINIC, LLC, DBA MINUTECLINIC #2		12	2	14%	14
Hackensack Umc Mountainside		13	1	7%	14
UNIVERSITY HOSPITALS OF CLEVELAND		8	6	43%	14
MINUTECLINIC DIAGNOSTIC OF NEW MEXICO		14			14
MELBOURNE FAMILY PRACTICE		12	2	14%	14
ADVICE FOR OPTIMAL WELLNESS		11	3	21%	14
MINUTECLINIC DIAGNOSTIC OF TN, PC 4992		14			14
CVS NC187POCT CHARLOTTE		13	1	7%	14
SIGMUND LABS LLC		14			14
HEALTHFIRST ADVENT HEALTH CENTRA CARE COCOA BEACH			14	100%	14
MC DIAGNOSTIC OF CONNECTICUT, PC #1043		14			14
SUMMIT ATLANTIC SURGERY CENTER		14			14
MEDEXPRESS URGENT CARE-ALTOONA		12	2	14%	14
TALLAHASSEE PRIMARY CARE ASSOCIATES PA		12	2	14%	14
DOCTORS EXPRESS OF ST PETERSBURG		4	10	71%	14
CVS MINUTE CLINIC, LLC #22		13	1	7%	14
CVS HEALTH MINUTE CLINIC		1	13	93%	14
EPIPHANY HEALTH		8	6	43%	14
CVS TX7162POCT HOUSTON		14			14
MERCY MEDICAL CENTER		7	7	50%	14
BOCA SIMON		2	12	86%	14
NORTHSIDE HOSPITAL FORSYTH		12	2	14%	14
SUNCOAST COMMUNITY HEALTH CENTERS INC		4	10	71%	14
LIFE'S SPECIAL MOMENTS INC		14			14
ALASKA PUBLIC HEALTH LAB		1	13	93%	14
MY WELLNESS EXPRESS			14	100%	14
DIAMOND SPEEDWAY DIALYSIS		1	13	93%	14
PT&J REHAB - VILLAGE OF ROYAL PALM BEACH		12	2	14%	14
CITY OF WEST PALM BEACH EMPLOYEE & FAMILY HEALTH		14			14
MINUTE-CLINIC DIAGNOSTIC OF VIRGINIA, LLC		14			14
PHELPS HOSPITAL LABORATORY		12	2	14%	14
BELLEVUE HOSPITAL CENTER DEPARTMENT		14			14

COVID-19: testing by laboratory

Data through May 8, 2021 verified as of May 9, 2021 at 09:25 AM

Data in this report are provisional and subject to change.

The numbers in the table below represent the number of Florida and non-Florida residents for whom test results were received by the Department of Health. A person can be tested by more than one laboratory and can have both positive and negative results. **Therefore, the sum of the numbers in each column will be larger than the total number of people tested.**

Reporting lab	Inconclusive	Negative	Positive	Percent positive	Total
MONTEFIORE MEDICAL CENTER LABORATORIES - WEILER		10	4	29%	14
The Evangelical Lutheran Good Samaritan Society		14			14
LUCID DIAGNOSTICS LABS			14	100%	14
SOUTHEASTERN UNIVERSITY INC		14			14
HAVEN HOSPICE			14	100%	14
ARNOT OGDEN MEDICAL CENTER LABORATORY		14			14
MINUTE CLINIC OF KANSAS PA		8	6	43%	14
MED TECH SERVICES OF PALM BEACH INC		14			14
POLK CHD BARTOW		13	1	7%	14
STEWART MELBOURNE HOSPITAL, INC	1		13	93%	14
NEW YORK PRESBYTERIAN - LOWER MANHATTAN		14			14
MEDEXPRESS URGENT CARE - BENTON HARBOR		14			14
CASS'S MOBILE HEALTH SERVICES		13	1	7%	14
QUEENS UNIVERSITY OF CHARLOTTE		14			14
ACM MEDICAL LABORATORY ALLIANCE		11	3	21%	14
MINUTECLINIC, LLC #1492		14			14
VALDOSTA FAMILY MEDICINE		1	12	92%	13
CVS MINUTE CLINIC DIAGNOSTIC MED GRP OF SAN		11	2	15%	13
MISSOURI DEPARTMENT OF HEALTH AND SENIOR SERVICES			13	100%	13
AVALON MEDICAL WALK IN CLINIC			13	100%	13
MINUTE CLINIC LLC #2775		12	1	8%	13
MINUTECLINIC, LLC #244		12	1	8%	13
GULF COAST MEDICAL GROUP		5	8	62%	13
MINUTE CLINIC LLC #6765		13			13
MEYER PEDIATRICS CHTD		11	2	15%	13
LAKELAND REGIONAL HEALTH GRASSLANDS		12	1	8%	13
EAR NOSE AND THROAT ASSOCIATES OF MANATEE, P.A.		10	3	23%	13
HARBOR CHASE OF JACKSONVILLE			13	100%	13
RED MOUNTAIN DIAGNOSTICS		13			13
MEDEXPRESS URGENT CARE - CHRISTIANBURG		9	4	31%	13
ALBION COLLEGE (ABBOTT)		13			13
MINUTECLINIC DIANOSTIC OF VIRGINA, LL		12	1	8%	13
ST CLOUD COMPOUNDING PHARMACY & WELLNESS CENTER		12	1	8%	13
MAINSTREET FAMILY SELECT		1	12	92%	13
CONSULATE HEALTH CARE OF PENSACOLA			13	100%	13
MINUTECLINIC LLC # 3401		13			13
CVS MINUTE CLINIC DIAGNOSTIC OF TN #3293		12	1	8%	13
SOMA MEDICAL CENTER PA #4			13	100%	13
PARKWEST MEDICAL CENTER		11	2	15%	13
AFC URGENT CARE - CEDAR GROVE		11	2	15%	13
MINUTE CLINIC DIAGNOSTIC OF SC, LLC #42		12	1	8%	13
NORTHEAST PEDIATRICS			13	100%	13
MINUTE CLINIC LLC #1909		13			13
ORMOND MEDICAL ARTS		3	10	77%	13
ESCAMBIA COMMUNITY CLINIC		2	11	85%	13
CROSS CARE CENTER			13	100%	13

COVID-19: testing by laboratory

Data through May 8, 2021 verified as of May 9, 2021 at 09:25 AM

Data in this report are provisional and subject to change.

The numbers in the table below represent the number of Florida and non-Florida residents for whom test results were received by the Department of Health. A person can be tested by more than one laboratory and can have both positive and negative results. **Therefore, the sum of the numbers in each column will be larger than the total number of people tested.**

Reporting lab	Inconclusive	Negative	Positive	Percent positive	Total
VA Primary Care Clinic at Meharry		12	1	8%	13
CLEVELAND TENNESSEE HOSPITAL COMPANY		11	2	15%	13
NATIONAL GENETICS INST LABCORP		4	9	69%	13
URGENT MEDICAL CENTER INC		5	8	62%	13
SOUTHEAST FAMILY HEALTHCARE CENTER			13	100%	13
COMPASS URGENT CARE		8	5	38%	13
MINUTE CLINIC, LLC #4650		11	2	15%	13
ORCHID COVE		3	10	77%	13
BENNETT PEDIATRICS		13			13
MEDEXPRESS URGENT CARE-LATROBE		12	1	8%	13
WORLD WRESTLING ENTERTAINMENT			13	100%	13
LANE PEDIATRICS PA		1	12	92%	13
MOODY MANOR		13			13
CORONA NYC LAB		12	1	8%	13
CVS HEALTH, #2043		13			13
PHASE2 LABS	2	9	2	15%	13
MINUTECLINIC, DIAGNOSTIC OF TEXAS, LL		12	1	8%	13
MEDEXPRESS URGENT CARE - SALEM		9	4	31%	13
THE PLAZA AT PARKSQUARE		13			13
FLORIDA STATE HOSPITAL			13	100%	13
DEVEREUX FLORIDA CHILDRENS CENTER			13	100%	13
CAPE CORAL URGENT CARE		9	4	31%	13
SAMARITAN MEDICAL CENTER		13			13
MINUTECLINIC LLC (1435)		12	1	8%	13
CLINICAL LABORATORY SERVICES			13	100%	13
CVS MINUTE CLINIC DIAGNOSTIC PA #3060		11	2	15%	13
WANTAGH URGENT CARE		10	3	23%	13
MINUTECLINIC MINUTECLINIC #8505		11	2	15%	13
WALGREENS #04176		10	3	23%	13
Sunnyside Care Center		13			13
BROOKDALE DELAND			13	100%	13
ROCKLEDGE		3	10	77%	13
MINUTE CLINIC DIAGNOSTIC OF VIRGINIA, LLC #1905		13			13
BRIDGE DIAGNOSTICS			13	100%	13
MINUTECLINIC DIAGNOSTIC OF NORTH CAROLINA, PC		12	1	8%	13
MEDLABS DIAGNOSTICS		11	2	15%	13
SHELBY COUNTY HEALTH CARE CORPORATION		10	3	23%	13
MINUTECLINIC, LLC, MINUTECLINIC #7637		11	2	15%	13
ALL 4 KIDZ PEDIATRICS		9	4	31%	13
MINUTECLINIC #788		11	2	15%	13
GLENBROOKE AT PALM BAY			13	100%	13
VILLA OF KINGS AND QUEENS OF DELRAY		13			13
BARRANCO CLINIC,THE	3	9	1	8%	13
Signature Healthcare of Savannah		13			13
CORAL LANDING ASSISTED LIVING		11	2	15%	13
MEDEXPRESS URGENT CARE MONACA		13			13

COVID-19: testing by laboratory

Data through May 8, 2021 verified as of May 9, 2021 at 09:25 AM

Data in this report are provisional and subject to change.

The numbers in the table below represent the number of Florida and non-Florida residents for whom test results were received by the Department of Health. A person can be tested by more than one laboratory and can have both positive and negative results. **Therefore, the sum of the numbers in each column will be larger than the total number of people tested.**

Reporting lab	Inconclusive	Negative	Positive	Percent positive	Total
MINUTECLINIC DIAGNOSTIC OF TN PC #386		12	1	8%	13
CAN COMMUNITY HEALTH, INC		11	2	15%	13
MINUTECLINIC, LLC, DBA MINUTECLINIC #6106		11	2	15%	13
AVENTURA HOSPITAL AND MEDICAL CENTER			13	100%	13
MINUTE CLINIC DIAGNOSTIC OF NORTH CAROLINA		12	1	8%	13
WELLMED AT SOUTH PARSONS		10	3	23%	13
CENTRAL JERSEY URGENT CARE		12	1	8%	13
SANDGATE GARDENS REHAB & NURSING CENTER		3	10	77%	13
IN-OFFICE LAB		12	1	8%	13
RDX BIOSCIENCE INC		10	3	23%	13
QHG OF ENTERPRISE INC (DBA MEDICAL CTR		12			12
ACADIAN DIAGNOSTIC LABORATORIES		8	4	33%	12
LONGWOOD PEDIATRICS LLC			12	100%	12
GEORGE W FERGUSON MD-CONCIERGE MEDICAL SERVICES PL		11	1	8%	12
CVS MINUTE CLINIC DIAGNOSTIC OF TEXAS,LLC		10	2	17%	12
COLLIER COUNTY HEALTH DEPT.		7	5	42%	12
GENESIS		8	4	33%	12
PANCARE HEALTH - WEWA ELEMENTARY			12	100%	12
RUSSELL MEDICAL CENTER		11	1	8%	12
Rosewood Healthcare and Rehabilitation Center		5	7	58%	12
TMH PHYSICIAN PARTNERS - MONTICELLO		10	2	17%	12
VILLA HEALTH NH LLC		10	2	17%	12
MI2297090CV HOLLAND-23D2189684		12			12
FAMILY MEDICINE AT LONGWOOD			12	100%	12
CVS GA2147POCT KENNESAW		8	4	33%	12
CVS CA9113POCT CHULA VISTA		12			12
FAMILY HEALTH CENTER AT PORT ST JOHN		4	8	67%	12
Maury Regional Hospital		6	6	50%	12
ADVENTHEALTH MEDICAL GROUP CARE CLINIC AT		8	4	33%	12
Highland Pines Health and Rehab		11	1	8%	12
Lady Lake Specialty Care			12	100%	12
SAMARITAN HOSPITAL LABORATORY		11	1	8%	12
MEDEXPRESS URGENT CARE - BEECH GROVE		11	1	8%	12
FAMILY PRACTICE OF DAVIE INC			12	100%	12
ACCENTCARE		12			12
NAPLES GREEN VILLAGE		12			12
IREPERTOIRE_MOL_LAB		12			12
Westchester General Hospital			12	100%	12
SUMTER COUNTY HEALTH DEPARTMENT		7	5	42%	12
CARROLL GARDENS URGENT CARE		12			12
VERITAS RESEARCH CORP			12	100%	12
MINUTECLINIC DIAGNOSTIC OF TN PC #5671		8	4	33%	12
HNL LAB MEDICINE		9	3	25%	12
SUWANNEE COUNTY JAIL		11	1	8%	12
COLLIER HMA PHYSICIAN MANAGEMENT, LLC		2	10	83%	12
FAMILY MEDICINE AT HUNTERS CREEK		12			12

COVID-19: testing by laboratory

Data through May 8, 2021 verified as of May 9, 2021 at 09:25 AM

Data in this report are provisional and subject to change.

The numbers in the table below represent the number of Florida and non-Florida residents for whom test results were received by the Department of Health. A person can be tested by more than one laboratory and can have both positive and negative results. **Therefore, the sum of the numbers in each column will be larger than the total number of people tested.**

Reporting lab	Inconclusive	Negative	Positive	Percent positive	Total
APPLE DIAGNOSTICS LAB		5	7	58%	12
ORLANDO FAMILY MEDICAL INC		12			12
CARENOW URGENT CARE-HERMITAGE		8	4	33%	12
THE POTTER'S HOUSE AT CANNON POINT		12			12
PALM BEACH PATHOLOGY		9	3	25%	12
MERIDIAN AT WATERWAYS, THE		10	2	17%	12
MC DIAGNOSTIC OF CONNECTICUT, PC #114		12			12
MEDEXPRESS URGENT CARE - MONROE		12			12
DEPARTMENT OF PUBLIC HEALTH		12			12
CURATIVE		1	11	92%	12
TRANSPLANT GENOMICS INC (EUROFINS)		12			12
BRITO MEDICAL CENTER		10	2	17%	12
WALGREEN #6538		12			12
JOHN W NORRIS III MD PA	1		11	92%	12
ST PETER'S UNIVERSITY HOSPITAL		9	3	25%	12
VITALANT		1	11	92%	12
GLEN OAKS HEALTH AND REHABILITATION CENTER			12	100%	12
MINUTECLINIC DIAGNOSTIC OF NEW JERSEY,		11	1	8%	12
MINUTECLINIC DIAGNOSTIC OF TN, PC 6304		10	2	17%	12
LAB UNKNOWN		1	11	92%	12
OHIO STATE UNIVERSITY MEDICAL CENTER			12	100%	12
MINUTECLINIC DIAGNOSTIC OF TN PC #240		10	2	17%	12
FLORIDA DEPT OF HEALTH		4	8	67%	12
FLORIDA DEPARTMENT OF HEALTH WASHINGTON COUNTY		7	5	42%	12
UNIVERSITY OF MIAMI MILLER SCHOOL OF MEDICINE			12	100%	12
MEDEXPRESS URGENT CARE - MAPLE DRIVE		11	1	8%	12
LEE COMMUNITY HEALTHCARE INC DUNBAR		10	2	17%	12
ADVENTIST HEALTH SYSTEM FLORIDA DEPT OF HEALTH		7	5	42%	12
CARE FAST MURABELLA		7	5	42%	12
CVS MINUTE CLINIC DIAGNOSTIC		11	1	8%	12
CVS TN5601POCT LENOIR CITY		10	2	17%	12
DYNAMIC HEALTH CENTERS INC		8	4	33%	12
PUTNAM COUNTY HEALTH DEPARTMENT		12			12
CULVER-STOCKTON COLLEGE		10	2	17%	12
BROWARD DIALYSIS			12	100%	12
OPTUM PRIMARY CARE		2	10	83%	12
MEDEXPRESS URGENT CARE CHARLESTON		8	4	33%	12
ALACHUA			12	100%	12
WOODLAND TOWERS		6	6	50%	12
SENIOR HOME CARE INC		12			12
AMERICAN HOUSE FORT MYERS		12			12
BROOKDALE CITRUS			12	100%	12
CVS PA1671POCT LANCASTER		12			12
LIFE CARE OF PORT SAINT LUCIE		3	9	75%	12
GULF COAST REGIONAL BLOOD CENTER			12	100%	12
BAYONET POINT HOSPITAL			12	100%	12

COVID-19: testing by laboratory

Data through May 8, 2021 verified as of May 9, 2021 at 09:25 AM

Data in this report are provisional and subject to change.

The numbers in the table below represent the number of Florida and non-Florida residents for whom test results were received by the Department of Health. A person can be tested by more than one laboratory and can have both positive and negative results. **Therefore, the sum of the numbers in each column will be larger than the total number of people tested.**

Reporting lab	Inconclusive	Negative	Positive	Percent positive	Total
MERCY HEALTH—MUSKEGON		7	5	42%	12
ST. PETERSBURG PEDIATRICS			12	100%	12
FHCP-PORT ORANGE		3	9	75%	12
MINUTECLINIC DIAGNOSTIC OF VIRGINIA, LLC #255		12			12
LEON CHD		12			12
URGENT TEAM MANAGEMENT OF TENNESSEE		10	2	17%	12
CARLOS PORTU MD, PLLC			12	100%	12
MEDEXPRESS URGENT CARE - FORT WORTH S		10	2	17%	12
MINUTE CLINIC LLC # 2033		10	2	17%	12
VIBRANT AMERICA		10	2	17%	12
MINUTECLINIC DIAGNOSTIC OF PA, LLC (1036)		10	2	17%	12
HEWLETT URGENT CARE, PLLC		11			11
UF HEALTH		1	10	91%	11
TELEVISIT PALM BAY FAMILY PRACTICE		9	2	18%	11
MOUNT DORA PEDIATRICS		9	2	18%	11
NIGHT LITE PEDIATRICS CENTER		1	10	91%	11
THOMAS JEFFERSON UNIVERSITY HOSPITAL		4	7	64%	11
CVS SC2736POCT MURRELLS INLET		8	3	27%	11
NORTH OKALOOSA PHYSICIAN GROUP		10	1	9%	11
PIEDMONT ATHENS REGIONAL MEDICAL		9	2	18%	11
CFS WELLNESS AND MED SPA LLC			11	100%	11
CAREATC NEXTERA HEALTH CENTER / GO			11	100%	11
TROPICANA		5	6	55%	11
AHMG LAKE NONA PRIMARY CARE		11			11
PASSPORT HEALTH			11	100%	11
LPG PRIMARY CARE AT LABELLE		9	2	18%	11
UNIVERSITY CENTRA CARE		10	1	9%	11
45TH 1		11			11
COLISEUM MED CTR LLC/COLISEUM MED CTRS		8	3	27%	11
UMHC/SYLVESTER AT KENDALL		1	10	91%	11
CROSSROADS URGENT CARE, PLLC		11			11
PHYSICIANS REGIONAL MEDICAL CTR - COLLIER BLVD			11	100%	11
MINUTECLINIC DIAGNOSTIC OF ILLINOIS		9	2	18%	11
CVS MD2956POCT NEW MARKET		10	1	9%	11
MINUTECLINIC DIAGNOSTICS OF IND, LLC		11			11
ORLANDO HEALTH PHYSICIAN ASSOCIATES		4	7	64%	11
URGENT CARE OF LONGWOOD		1	10	91%	11
RIVERVIEW REGIONAL MEDICAL CENTER		9	2	18%	11
TRIDENT BIOMETRICS		10	1	9%	11
NHC HealthCare Anniston		11			11
MINUTECLINIC DIAGNOSTIC OF MAINE, LLC		9	2	18%	11
Manor Care of Dunedin		7	4	36%	11
WINTER PARK CARE AND REHABILITATION			11	100%	11
ATHENS VETERINARY DIAGNOSTIC LABORATOR		11			11
URGENT TEAM - HUNTSVILLE		9	2	18%	11
CARENOW URGENT CARE-GREEN HILLS		10	1	9%	11

COVID-19: testing by laboratory

Data through May 8, 2021 verified as of May 9, 2021 at 09:25 AM

Data in this report are provisional and subject to change.

The numbers in the table below represent the number of Florida and non-Florida residents for whom test results were received by the Department of Health. A person can be tested by more than one laboratory and can have both positive and negative results. **Therefore, the sum of the numbers in each column will be larger than the total number of people tested.**

Reporting lab	Inconclusive	Negative	Positive	Percent positive	Total
CVS PA6902POCT BRYN MAWR		9	2	18%	11
DMH STEINHATCHEE FAMILY MEDICINE		8	3	27%	11
CVS OH3301POCT WOODMERE		11			11
ST VINCENT'S ST CLAIR		8	3	27%	11
STUYVESANT URGENT CARE		11			11
EXPRESS TEST			11	100%	11
THE MARY IMOGENE BASSETT HOSPITAL		11			11
THE TERRACE OF SAINT CLOUD		9	2	18%	11
MINUTECLINIC DIAGNOSTIC OF MINNESOTA		11			11
WALGREENS # 03608		7	4	36%	11
REDMED CLINIC OF ARLINGTON		10	1	9%	11
VITAS HEALTH INC		5	6	55%	11
CVS SC4286POCT EASLEY		5	6	55%	11
APPALACHIAN REGIONAL HEALTHCARE SYSTEM		10	1	9%	11
MONROE COUNTY HOSPITAL		8	3	27%	11
MINUTECLINIC, LLC #1470		10	1	9%	11
CVS SC7334POCT LEXINGTON		10	1	9%	11
MEDICAL CENTER AFFILIATES WEST PALM			11	100%	11
CVS NC7051POCT WAKE FOREST		11			11
MEDEXPRESS URGENT CARE - WINCHESTER GATEWAY		9	2	18%	11
FRESENIUS KIDNEY CARE DUNEDIN			11	100%	11
JBSA-SAM HOUSTON			11	100%	11
PRIMECARE ACQUISITION FAMILY PRACTICE INC		11			11
ILLINOIS DEPT OF PUBLIC HEALTH LAB - SPRINGFIELD			11	100%	11
CVS MA6505POCT NEWTON		11			11
VIRTUA WEST JERSEY HOSPITAL VOORHEES		9	2	18%	11
HEALTH NETWORK LABORATORIES		7	4	36%	11
GOLDMAN SACHS HEALTH CENTER	1	9	1	9%	11
WATSON HEALTHCARE		8	3	27%	11
MINUTE-CLINIC DIAGNOSTIC OF VIRGINIA,		10	1	9%	11
CVS TX8351POCT BEAUMONT		10	1	9%	11
BLOOMINGDALE PEDIATRIC ASSOCIATES PA			11	100%	11
ELITE HOME HEALTH SERVICES		11			11
MICHIGAN DEPARTMENT OF COMMUNITY HEALTH		1	10	91%	11
MINUTECLINIC, LLC #4682		6	5	45%	11
GUIDANCE / CARE CENTER, INC		11			11
CVS SC7556POCT WEST COLUMBIA		10	1	9%	11
BOCA RATON REGIONAL HOSPITAL LAB			11	100%	11
AIM LABORATORIES			11	100%	11
CLAYMED OF NORTH FLORIDA			11	100%	11
GENOPTIX MEDICAL LABORATORY		10	1	9%	11
BETH ISRAEL MEDICAL CENTER LABS		10	1	9%	11
ASSOCIATES IN MEDICINE		7	4	36%	11
MINUTE CLINIC LLC #4017		11			11
WALK IN MEDICAL URGENT CARE PC		11			11
BENSONHURST URGENT CARE		10	1	9%	11

COVID-19: testing by laboratory

Data through May 8, 2021 verified as of May 9, 2021 at 09:25 AM

Data in this report are provisional and subject to change.

The numbers in the table below represent the number of Florida and non-Florida residents for whom test results were received by the Department of Health. A person can be tested by more than one laboratory and can have both positive and negative results. **Therefore, the sum of the numbers in each column will be larger than the total number of people tested.**

Reporting lab	Inconclusive	Negative	Positive	Percent positive	Total
MONROE COUNTY FIRE RESCUE		10	1	9%	11
ALCOVE ASSISTED LIVING FACILITY		11			11
CARINGTON MANOR		11			11
SEMORAN FAMILY HEALTH LLC		10	1	9%	11
CVS NC7213POCT MATTHEWS		8	3	27%	11
CVS M08590POCT KANSAS CITY		7	4	36%	11
NEW HAMPSHIRE DEPARTMENT OF HEALTH AND HUMAN SERVICES		3	8	73%	11
NASCAR EVENT MANAGEMENT, LLC		11			11
NIGHT LITE PEDIATRICS CENTER, LLC		1	10	91%	11
CVS GA3766POCT DACULA		9	2	18%	11
CVS CA9165POCT SAN DIEGO		11			11
BIOTECH CLINICAL LABORATORIES, INC.		1	10	91%	11
PRIME MEDICAL CARE, LLC		11			11
SEMINOLE COUNTY CORRECTIONAL FACILITY		1	10	91%	11
AZALEA HEALTH		2	9	82%	11
PINELLAS COUNTY HEALTH DEPARTMENT		2	9	82%	11
MINUTE CLINIC LLC #10203		9	2	18%	11
KIDSVILLE PEDIATRICS			11	100%	11
WINKLER COURT □		9	2	18%	11
METHODIST HOSPITAL			11	100%	11
ASSOCIATES MD CYPRESS CREEK			11	100%	11
CREATIVE TESTING SOLUTIONS		4	7	64%	11
MINUTECLINIC #8760		11			11
St. Annes Nursing Center, St. Annes Residence, Inc.		11			11
STPET		9	2	18%	11
MEDEXPRESS URGENT CARE PARKERSBURG		9	2	18%	11
CARENOW URGENT CARE - EAST NASHVILLE		8	2	20%	10
ISLAND COAST PEDIATRICS IN-HOUSE LAB		10			10
MINUTE CLINIC DIAG OF IND LLC #8674		10			10
CVS TX7827POCT ROUND ROCK		10			10
LAKE BALDWIN CBOC		9	1	10%	10
ANY LAB TEST NOW INC			10	100%	10
SOUTH FLORIDA ENT ASSOCIATES, INC			10	100%	10
PBC PREMIER FAMILY HEALTH			10	100%	10
CHILDREN'S HEALTHCARE OF ATLANTA/EGLESTON		10			10
URGENT CARE CENTER AT PINNACLE		4	6	60%	10
MEDICAL LABORATORY DIAGNOSTICS			10	100%	10
DAU ORTHODONTICS		9	1	10%	10
IMMUNOGENOMICS LLC		6	4	40%	10
MEDEXPRESS URGENT CARE, JOHNSTOWN		9	1	10%	10
NATURE COAST REGIONAL MEDICAL CENTER		1	9	90%	10
BAYSIDE URGENT CARE CENTER INC		1	9	90%	10
NEW JERSEY DEPARTMENT OF HEALTH COMMUNICABLE DISEASE SERVICE		3	7	70%	10
ELLIS HOSPITAL LABORATORY		9	1	10%	10
BLOOMIN BRANDS WELLNESS CENTER		9	1	10%	10
IU HEALTH PATHOLOGY		1	9	90%	10

COVID-19: testing by laboratory

Data through May 8, 2021 verified as of May 9, 2021 at 09:25 AM

Data in this report are provisional and subject to change.

The numbers in the table below represent the number of Florida and non-Florida residents for whom test results were received by the Department of Health. A person can be tested by more than one laboratory and can have both positive and negative results. **Therefore, the sum of the numbers in each column will be larger than the total number of people tested.**

Reporting lab	Inconclusive	Negative	Positive	Percent positive	Total
WILLIAMSBURGH CHAI CARE		9	1	10%	10
MINUTECLINIC DIAGNOSTIC OF SC, LLC #4		10			10
WALGREENS #10972	1	9			10
JACKSON CLINIC PA,THE		6	4	40%	10
CARESOUTH HHA HOLDINGS OF THE BAY AREA LLC□		10			10
MINUTECLINIC DIAGNOSTIC OF NORTH CAROLINA PC #5341		7	3	30%	10
CARENOW URGENT CARE-MT JULIET		8	2	20%	10
MAINSTREET FAMILY CARE			10	100%	10
UNIVERSITY MEDICAL CENTER		8	2	20%	10
MINUTE CLINIC INCORPORTE		10			10
TENNESSEE DEPARTMENT OF HEALTH (TDH) - CENTRAL LABORATORY		2	8	80%	10
BROWARD HEALTH CARE			10	100%	10
ORLANDO MEDICAL CENTER PL		1	9	90%	10
PRORENATA LABS		2	8	80%	10
BELLE GLADES HEALTH CLINIC			10	100%	10
DES PLAINES CLINICAL LAB		3	7	70%	10
CVS GA2236POCT WOODSTOCK		10			10
COMMUNITY HEALTH CENTER		2	8	80%	10
MOSOLF PEDIATRICS			10	100%	10
MEDEX REGIONAL LABORATORIES LLC		1	9	90%	10
MIAMI COMPREHENSIVE MEDICINE GROUP PA		4	6	60%	10
CHRISTUS ST VINCENT LABORATORY - ZIA		10			10
MEDEXPRESS URGENT CARE - FAYETTEVILLE		8	2	20%	10
CVS MA594POCT FALMOUTH		9	1	10%	10
SUPERIOR RESIDENCES OF CLERMONT		2	8	80%	10
LUXOR SCIENTIFIC LLC		1	9	90%	10
MINUTECLINIC DIAGNOSTIC OF SC, LLC #7		8	2	20%	10
CVS CT2210POCT RIVERSIDE		10			10
VASCONCELLO COHEN MD PA		9	1	10%	10
ST JOSEPH'S HOSPITAL NORTH LABORATORY			10	100%	10
JOHNS HOPKINS ALL CHILDRENS			10	100%	10
COMMUNITY MEDICAL AND DENTAL CARE INC		10			10
LONG ISLAND JEWISH FOREST HILLS HOSPITAL		10			10
BEAUMONT LABORATORY			10	100%	10
FLORIDA CLINICAL LAB		1	9	90%	10
CVS DC1340POCT WASHINGTON		10			10
HIGH TOWER ALF LLC		9	1	10%	10
ILLINOIS DEPARTMENT OF PUBLIC HEALTH		2	8	80%	10
KEY WEST URGENT CARE, INC		3	7	70%	10
CVS NJ617POCT CEDAR GROVE		9	1	10%	10
MEDEXPRESS URGENT CARE-PETERS TWP		9	1	10%	10
HEART OF FLORIDA HEALTH CENTER INC		3	7	70%	10
CITY OF TALLAHASSEE		10			10
PANCARE HEALTH - VERNON ELEMENTARY			10	100%	10
MEDEXPRESS URGENT CARE-KATY		7	3	30%	10
DOMINICAN COLLEGE STUDENT HEALTH CENTE		8	2	20%	10

COVID-19: testing by laboratory

Data through May 8, 2021 verified as of May 9, 2021 at 09:25 AM

Data in this report are provisional and subject to change.

The numbers in the table below represent the number of Florida and non-Florida residents for whom test results were received by the Department of Health. A person can be tested by more than one laboratory and can have both positive and negative results. **Therefore, the sum of the numbers in each column will be larger than the total number of people tested.**

Reporting lab	Inconclusive	Negative	Positive	Percent positive	Total
MEDEXPRESS URGENT CARE - WASHINGTON		8	2	20%	10
ELEMENT PRIMARY CARE LLC		9	1	10%	10
NOT INDICATED		1	9	90%	10
KEY TRAINING CENTER			10	100%	10
MAINE DEPARTMENT OF HEALTH AND HUMAN SERVICES			10	100%	10
RPC@HODGES		2	8	80%	10
COLLIER BLVD HMA PHYSICIAN MANAGEMENT,, LLC			10	100%	10
Avalon Healthcare and Rehabilitation Center			10	100%	10
BERRYHILL MANOR		10			10
ALBANY MEDICAL CENTER		9	1	10%	10
SAVANNAH MANOR ASSISTED LIVING COMMUNITY			10	100%	10
FHPG_EXP CARE W HILLSBOROUGH		1	9	90%	10
NEUROSCIENCE AND SPINE ASSOCIATES, PL		8	2	20%	10
ALABAMA DEPARTMENT OF PUBLIC HEALTH		1	9	90%	10
LAWRENCE TECHNOLOGICAL UNIVERSITY		10			10
CVS TX7151POCT HUMBLE		9	1	10%	10
DOH-TAMPA BRANCH LABORATORY (MLK BLVD)		4	6	60%	10
PALMS WEST HOSPITAL			10	100%	10
CHEMISYS LABORATORIES		2	8	80%	10
PALM BEACH CDH - DELRAY BEACH			10	100%	10
WHEELER LABORATORY		9	1	10%	10
GO PATH LABORATORIES			10	100%	10
CVS CT1123POCT SOUTHBURY		10			10
NORTON HEALTHCARE			10	100%	10
VENICE GREEN VILLAGE		3	7	70%	10
OKLAHOMA STATE DEPARTMENT OF HEALTH-PUBLIC HEALTH LABORATORY			10	100%	10
CORONA PATHOLOGY		10			10
GLADES COUNTY DETENTION CENTER		1	9	90%	10
ADVENTHEALTH MEDICAL GROUP INTERNAL MEDICINE		8	2	20%	10
BROOKDALE PANAMA CITY		9	1	10%	10
WALGREENS - STORE #9479		8	2	20%	10
NORTHSIDE HOSPITAL ATLANTA		4	6	60%	10
EMERGENCY MEDICAL CENTER		4	6	60%	10
FLEMING ISLAND CENTER FOR CLINICAL RESEARCH		10			10
ONEIDA HEALTHCARE CENTER		8	2	20%	10
MINUTECLINIC DIAGNOSTIC OF OHIO #3407		9	1	10%	10
ALL CHILDREN'S HOSPITAL DEPT OF GENERAL PEDIATRICS			10	100%	10
GILCHRIST COUNTY FIRE DEPARTMENT		4	6	60%	10
MINUTECLINIC, LLC, DBA MINUTECLINIC #4		9	1	10%	10
CVS NY549POCT RIDGEWOOD		7	3	30%	10
ACCESS PHARMACY		10			10
CBC LAB		3	7	70%	10
PLYMOUTH HARBOR INCORPORATED		9	1	10%	10
ROSEMONT GARDENS INC		9	1	10%	10
KR AT COLLEGE HARBOR		10			10
VILLAGE PLACE HEALTH AND REHAB		9	1	10%	10

COVID-19: testing by laboratory

Data through May 8, 2021 verified as of May 9, 2021 at 09:25 AM

Data in this report are provisional and subject to change.

The numbers in the table below represent the number of Florida and non-Florida residents for whom test results were received by the Department of Health. A person can be tested by more than one laboratory and can have both positive and negative results. **Therefore, the sum of the numbers in each column will be larger than the total number of people tested.**

Reporting lab	Inconclusive	Negative	Positive	Percent positive	Total
CUMBERLAND HEIGHTS		10			10
VETERNANS ADMINISTRATION			10	100%	10
HCR MANORCARE		10			10
MONTEFIORE MEDICAL CENTER LABORATORIES - NORTH		10			10
SARASOTA PERSONAL MEDICINE		7	3	30%	10
WALK-IN MEDICAL CARE			10	100%	10
ARBORS OF GULF BREEZE, THE		8	2	20%	10
BETTER AT HOME		10			10
ARCHBOLD MEMORIAL HOSPITAL/LAB		3	7	70%	10
MINUTECLINIC DIAG OF IND, LLC #2387		8	2	20%	10
MOLECULAR PATHOLOGY LABORATORY			10	100%	10
CVS OH3476POCT TIPP CITY		8	1	11%	9
ORLANDO HEALTH PHYSICIAN GROUP INC		6	3	33%	9
MINUTECLINIC DIAGNOSTIC OF TN PC #242		6	3	33%	9
UHEALTH UNIVERSITY OF MIAMI			9	100%	9
REMISE OCCUPATIONAL HEALTH SOLUTIONS INC			9	100%	9
MINUTE CLINIC LLC #0169		7	2	22%	9
WINTER PARK INTERNAL MEDICINE MD PA		7	2	22%	9
MOULTRIE CREEK NURSING AND REHAB			9	100%	9
WEST DADE PEDIATRICS			9	100%	9
UCARE			9	100%	9
MINUTECLINIC, LLC #03268		8	1	11%	9
CVS MINUTE CLINIC DIAG OF IND LLC #5206		8	1	11%	9
BUENA VIDA ESTATES			9	100%	9
MINUTE CLINIC DIAGNOSTIC OF VIRGINIA, LLC #7543		7	2	22%	9
JUPITER CLINIC			9	100%	9
CVS PA233POCT NEWTOWN SQUARE		9			9
ALLIANCE HEALTH AND REHABILITATION CENTER		9			9
CVS IL8751POCT CHICAGO		9			9
LOREY ALF		9			9
SCOTTS PHARMACY		8	1	11%	9
KINDRED_AIMS		9			9
WINDSOR OF GAINESVILLE		9			9
HOME CARE PHARMACY OF PALM COAST INC		9			9
ADVENTHEALTH MEDICAL GROUP FAMILY AND INTERNAL		8	1	11%	9
PEDIATRIC HEALTH CARE ALLIANCE			9	100%	9
Chestnut Park Rehabilitation and Nursing Center		9			9
MILLER COUNTY HOSPITAL		9			9
MEDEXPRESS ELKINS		9			9
NORTHSIDE HOSPITAL		2	7	78%	9
ST VINCENT'S CHILTON		7	2	22%	9
FHPG_EXP CARE PALM HARBOR			9	100%	9
COMPASS PROVIDENCE URGENT CARE LLLP			9	100%	9
WADSWORTH CENTER - DAVID AXELROD INSTITUTE		8	1	11%	9
CVS NC3319POCT CHARLOTTE		6	3	33%	9
MEDEXPRESS URGENT CARE - RICHMOND, NINE MILE RD		8	1	11%	9

COVID-19: testing by laboratory

Data through May 8, 2021 verified as of May 9, 2021 at 09:25 AM

Data in this report are provisional and subject to change.

The numbers in the table below represent the number of Florida and non-Florida residents for whom test results were received by the Department of Health. A person can be tested by more than one laboratory and can have both positive and negative results. **Therefore, the sum of the numbers in each column will be larger than the total number of people tested.**

Reporting lab	Inconclusive	Negative	Positive	Percent positive	Total
BRENNITY AT VERO BEACH, THE			9	100%	9
PONTE VEDRA PLASTIC SURGERY		9			9
Consulate Health Care of Brandon		7	2	22%	9
MINUTE CLINIC LLC #1448		8	1	11%	9
ROSECASTLE			9	100%	9
PRECISION GENETICS			9	100%	9
CVS OH2342POCT WEST CHESTER		7	2	22%	9
ENCOMPASS HOME HEALTH OF THE SOUTHEAST LLC		9			9
TRINITY PEDIATRICS			9	100%	9
CORE OCCUPATIONAL RESOURCES, LLC		5	4	44%	9
PUTNAM FAMILY CARE INC		3	6	67%	9
MINUTE CLINIC, LLC #1434		8	1	11%	9
CVS NC2313POCT RALEIGH		7	2	22%	9
CVS CT1109POCT BETHEL		9			9
MEDEXPRESS URGENT CARE - STAUNTON		5	4	44%	9
OMNI			9	100%	9
PALM BAY URGENT CARE PL		1	8	89%	9
CITYMD		1	8	89%	9
CLEARWATER PEDIATRIC CARE		1	8	89%	9
MAGNOLIA MANOR			9	100%	9
NORTHWEST FLORIDA COMMUNITY HOSPITAL LABORATORY		8	1	11%	9
ORLANDO FAMILY PHYSICIANS			9	100%	9
ST. CLOUD PHARMACY AND WELLNESS CENTER		5	4	44%	9
NASSAU UNIVERSITY MEDICAL CENTER DEPT		8	1	11%	9
CIAN DIAGNOSTICS			9	100%	9
BREVARD FAMILY WALK IN CLINIC			9	100%	9
EAST GEORGIA REGIONAL MEDICAL CENTER		8	1	11%	9
HARMONIOUS HOME HEALTH, LLC		9			9
MINUTECLINIC DIAGNOSTIC OF NEVADA #87		4	5	56%	9
PATEL MEDICAL VENTURES		8	1	11%	9
MARINA ISLE ASSISTED LIVING		9			9
FLORIDA CENTER FOR DERMATOLOGY LABORATORY			9	100%	9
WATERFORD AT CREEKSIDE, THE			9	100%	9
DISCOVERY VILLAGE AT STUART		5	4	44%	9
VETERANS AFFAIRS MEDICAL CENTER - OUTPATIENT			9	100%	9
HEALTH AND WELLNESS CENTER		1	8	89%	9
MANATEE COUNTY CENTRAL JAIL		9			9
DEPT OF VA MEDICAL CENTER - RICHMOND		8	1	11%	9
NORTHSHORE UNIVERSITY HEALTHSYSTEM EVANSTON HOSPITAL LAB			9	100%	9
CHILDREN'S HEALTH CENTER INC.		7	2	22%	9
BIRMINGHAM VAMC		5	4	44%	9
MINUTECLINIC DIAGNOSTIC OF NORTH CAROLINA PC #7054		6	3	33%	9
MINUTECLINIC #2860		6	3	33%	9
BEAUMONT EMERGENCY CENTER			9	100%	9
CAYUGA COUNTY HEALTH DEPARTMENT		8	1	11%	9
MEDEXPRESS URGENT CARE - BATTLE CREEK		6	3	33%	9

COVID-19: testing by laboratory

Data through May 8, 2021 verified as of May 9, 2021 at 09:25 AM

Data in this report are provisional and subject to change.

The numbers in the table below represent the number of Florida and non-Florida residents for whom test results were received by the Department of Health. A person can be tested by more than one laboratory and can have both positive and negative results. **Therefore, the sum of the numbers in each column will be larger than the total number of people tested.**

Reporting lab	Inconclusive	Negative	Positive	Percent positive	Total
MINUTECLINIC DIAGNOSTIC OF VIRGINIA, LLC #1656		9			9
SUNCREST OMNI		9			9
CVS GA2841POCT LAWRENCEVILLE		9			9
SEACOAST PATHOLOGY PROFESSIONAL ASSOC		9			9
SV DIAGNOSTIC LAB			9	100%	9
CVS PA4077POCT BELLE VERNON		9			9
JOHN T MATHER MEMORIAL HOSPITAL LABORATORY		8	1	11%	9
ETHOS LABORATORIES		7	2	22%	9
CVS TN7289POCT SIGNAL MOUNTAIN		9			9
CVS RI1717POCT 1 CVS DR			9	100%	9
Sunset Lake Health and Rehabilitation Center		8	1	11%	9
CHELSEA NYC LAB		9			9
CVS MINUTE CLINIC DIAGNOSTIC OF NEW JERSEY		9			9
MINUTECLINIC MINUTECLINIC #4977		5	4	44%	9
GLEN FALLS HOSPITAL DEPARTMENT OF PATHOLOGY		8	1	11%	9
FLORIDA MENTOR		7	2	22%	9
MINUTECLINIC DIAGNOSTIC MED GRP OF CA		8	1	11%	9
CVS PHARMACY NO 274		9			9
GCPM MANUAL MICROBIOLOGY		1	8	89%	9
BAYFRONT HEALTH ST PETERSBURG		8	1	11%	9
PENSACOLA CLUSTER			9	100%	9
NEMOURS CHILDREN'S PRIMARY CARE VERO BEACH			9	100%	9
FLORIDA HOSPITAL WINTER PARK		7	2	22%	9
CVS MINUTE CLINIC DIAGNOSTIC OF KANSAS, PA		9			9
MEDERI CARETENDERS VS OF SE FL LLC DBA		8	1	11%	9
CALIFORNIA DEPARTMENT OF PUBLIC HEALTH		3	6	67%	9
MINUTECLINIC, LLC #09202		7	2	22%	9
HEALTHY MINORS PEDIATRIC URGENT CARE		7	2	22%	9
MEDICAL CENTER, THE		8	1	11%	9
CHAPTERS HEALTH HOSPICE		9			9
MEDEXPRESS URGENT CARE - SWANSEA, N ILLINOIS ST		8	1	11%	9
SOMA MEDICAL CENTER MD PA #7 PEDIATRICS			9	100%	9
CHIEFLAND MEDICAL CENTER LLC			9	100%	9
VAIL VALLEY MEDICAL CENTER			9	100%	9
HENDRY/GLADES COUNTY HEALTH DEPARTMENT		8	1	11%	9
RANDOLPH DIABETES AND WELLNESS		8	1	11%	9
PRIMARY CARE SPECIALISTS OF ORLANDO		8	1	11%	9
CVS TX10016POCT PRINCETON		9			9
EMORY JOHNS CREEK HOSPITAL		9			9
SOUTHEASTERN PEDIATRIC ASSOCIATES			9	100%	9
MINUTE CLINIC #8979		8	1	11%	9
ACCESS CARE MEDICAL GROUP LLC		2	7	78%	9
MINUTECLINIC DIAG OF IND LLC #8651		8	1	11%	9
IMMACULATE HOUSE AT COUNTRYSIDE		9			9
MIDMICHIGAN MEDICAL CENTER			9	100%	9
OUR HOME AT BEACON HILL			9	100%	9

COVID-19: testing by laboratory

Data through May 8, 2021 verified as of May 9, 2021 at 09:25 AM

Data in this report are provisional and subject to change.

The numbers in the table below represent the number of Florida and non-Florida residents for whom test results were received by the Department of Health. A person can be tested by more than one laboratory and can have both positive and negative results. **Therefore, the sum of the numbers in each column will be larger than the total number of people tested.**

Reporting lab	Inconclusive	Negative	Positive	Percent positive	Total
NITIN BAWA PROFESSIONAL ASSOCIATES			9	100%	9
MINUTECLINIC DIAGNOSTIC OF OHIO #4401		9			9
SKR MEDICAL ADVISORS		9			9
INSPIRED LIVING AT PALM BAY		7	2	22%	9
SYNEXUS CLINICAL RESEARCH US INC		2	7	78%	9
MOBILE RESPONSE DIAGNOSTICS LLC		8	1	11%	9
MEDEXPRESS URGENT CARE - WILLIAMSPORT		8	1	11%	9
WESTCHESTER GENERAL HOSPITAL BLOOD GAS LAB			9	100%	9
DIXITKUMAR N MODI MD PA			9	100%	9
WINDSOR OF SAN PABLO, THE		6	3	33%	9
MEDICANA NURSING AND REHAB CENTER			9	100%	9
NEOGENOMICS LABORATORIES, INC		8			8
SUPREME LABORATORY			8	100%	8
URGENT TEAM - MUSCLE SHOALS		8			8
MEDEXPRESS URGENT CARE-PASADENA		8			8
MAGNOLIA PEDIATRICS GROUP LLC			8	100%	8
CARE ATC - CITY OF BOYNTON BEACH	1	2	5	63%	8
FHMG_FM AND IM AVALON PARK		2	6	75%	8
CVS CT718POCT ANSONIA		8			8
CAREPOINT CLINIC		5	3	38%	8
PHYSICIANS FOR CHILDREN			8	100%	8
MINUTE CLINIC DIAGNOSTIC OF PENNSYLVANIA		8			8
ROBERT WOOD JOHNSON HOSPITAL		7	1	13%	8
MEDEXPRESS URGENT CARE, BUTLER		5	3	38%	8
ST. JOSEPH HOSPITAL AND HEALTH CARE INC.			8	100%	8
COMPREHENSIVE CLINICAL RESEARCH, LLC			8	100%	8
MEDEXPRESS URGENT CARE - MIDLOTHIAN		7	1	13%	8
DEPARTMENT OF HEALTH- CITRUS COUNTY		1	7	88%	8
CVS CA9721POCT ARCADIA		8			8
Baptist Village Retirement Communities		8			8
Centrastate Medical Center		7	1	13%	8
BAPTIST OUTPATIENT			8	100%	8
The Grand at Rome Nursing and Rehabilitation		8			8
MEDEXPRESS URGENT CARE - CULPEPER		8			8
MINUTE-CLINIC DIAGNOSTIC OF VIRGINIA, LLC #794		7	1	13%	8
CIGNA ONSITE HEALTH LLC		2	6	75%	8
CREATIVE PHARMACY SOLUTIONS EAST		8			8
TRUSTBRIDGE			8	100%	8
NORTH PINELLAS CHILDRENS MEDICAL CENTER INC			8	100%	8
DOH JACKSONVILLE CENTRAL LABORATORY		3	5	63%	8
PARTNERS PHARMACY OF FLORIDA LLC		8			8
DORAL URGENT CARE			8	100%	8
NORTHDALE REHABILITATION CENTER			8	100%	8
BENEVA LAKES HEALTHCARE & REHAB CENTER			8	100%	8
DOCTORS HOSPITAL LAB MEDICAL OFFICE BUILDING			8	100%	8
PM PEDIATRICS OF BAYSIDE PLLC		8			8

COVID-19: testing by laboratory

Data through May 8, 2021 verified as of May 9, 2021 at 09:25 AM

Data in this report are provisional and subject to change.

The numbers in the table below represent the number of Florida and non-Florida residents for whom test results were received by the Department of Health. A person can be tested by more than one laboratory and can have both positive and negative results. **Therefore, the sum of the numbers in each column will be larger than the total number of people tested.**

Reporting lab	Inconclusive	Negative	Positive	Percent positive	Total
EP LTC PHARMACY		6	2	25%	8
CVS HEALTH, #1994		6	2	25%	8
Robert Wood Johnson University Hospital		6	2	25%	8
MEDEXPRESS URGENT CARE - HOT SPRINGS		8			8
CVS TX8387POCT AUSTIN		8			8
SURGOINSVILLE PHARMACY		8			8
MONROE URGENT CARE		7	1	13%	8
CVS NC3803POCT MOORESVILLE		7	1	13%	8
NORTHERN DUTCHESS HOSPITAL LABORATORY		6	2	25%	8
BIOTECH PHARMACEUTICAL GROUP LLC			8	100%	8
LEWIS COUNTY MANOR		8			8
NOVADIX		2	6	75%	8
URGENT TEAM - NASHVILLE		7	1	13%	8
DOTHAN PEDIATRIC CLINIC			8	100%	8
SANITAS LAUDERDALE LAKES			8	100%	8
New York Harbor Harbor HCS - Brooklyn Campus		7	1	13%	8
LAKE PEDIATRICS			8	100%	8
VERMONT DEPARTMENT OF HEALTH		1	7	88%	8
JX REF LAB			8	100%	8
CVS IN6713POCT BLOOMINGTON		8			8
CHIEFLAND MEDICAL CENTER		1	7	88%	8
PBC FOUND CARE INC			8	100%	8
MINUTECLINIC, LLC #03965		8			8
HEALTHMARK REGIONAL HOSPITAL LAB		4	4	50%	8
VENICE REGIONAL MEDICAL CENTER			8	100%	8
THE READING HOSPITAL & MEDICAL CENTER			8	100%	8
STATEN ISLAND CHAI CARE		7	1	13%	8
MEDEXPRESS URGENT CARE - STATE COLLEGE		6	2	25%	8
ST CHARLES HOSPITAL LABORATORY		8			8
ST CLOUD PHYSICIAN MANAGMENT LLC		7	1	13%	8
FOUNTAINVIEW BY FIVE STAR QUALITY CARE		7	1	13%	8
SARAH LAWRENCE COLLEGE HEALTH SERVICES		8			8
ALLEGRO - TAMPA	1	4	3	38%	8
CONSULATE HEALTH CARE		7	1	13%	8
LEMOYNE COLLEGE WELLNESS CENTER FOR		8			8
SYLVESTER AT PLANTATION LABORATORY		7	1	13%	8
EXCEL URGENT CARE OF PARAMUS LLC		8			8
LAKELAND VOLUNTEERS IN MEDICINE INC		6	2	25%	8
MINUTECLINIC DIAG OF IND, LLC #10190		7	1	13%	8
PANCARE HEALTH - KATE SMITH ELEMENTARY		1	7	88%	8
CVS PA2582POCT SPRINGFIELD		6	2	25%	8
GULF COAST PEDIATRICS OF SARASOTA PA		1	7	88%	8
KIS URGENT CARE			8	100%	8
CVS IN3975POCT JEFFERSONVILLE		5	3	38%	8
APEX HOME HEALTH CARE		7	1	13%	8
HACKENSACK UNIV MED CTR-PATHOLOGY DEPT		8			8

COVID-19: testing by laboratory

Data through May 8, 2021 verified as of May 9, 2021 at 09:25 AM

Data in this report are provisional and subject to change.

The numbers in the table below represent the number of Florida and non-Florida residents for whom test results were received by the Department of Health. A person can be tested by more than one laboratory and can have both positive and negative results. **Therefore, the sum of the numbers in each column will be larger than the total number of people tested.**

Reporting lab	Inconclusive	Negative	Positive	Percent positive	Total
CVS NJ836POCT RUNNEMEDE		8			8
MINUTECLINIC #2797		8			8
CVS OH2543POCT CANFIELD		5	3	38%	8
PALM BEACH COUNTY HEALTH DEPARTMENT LABORATORY			8	100%	8
MEDEXPRESS URGENT CARE - YORK		5	3	38%	8
MEDEXPRESS URGENT CARE - MT LEBANON		5	3	38%	8
Nashville Central Laboratory		8			8
ORMOND BEACH CENTRA CARE			8	100%	8
WELLSTAR WEST GEORGIA MEDICAL CENTER		7	1	13%	8
LIFE CARE CITRUS COUNTY			8	100%	8
CLAY PRIMARY & FAMILY CARE LLC			8	100%	8
MEDEXPRESS URGENT CARE - GLENDALE		8			8
SOMA MEDICAL CENTER PA #3 GREENACRES			8	100%	8
GENEUS DIAGNOSTICS			8	100%	8
ADVENTHEALTH ORLANDO INTERNATIONAL AIRPORT			8	100%	8
CVS MO8556POCT KANSAS CITY		7	1	13%	8
GOLISANO CHILDREN'S HOSPITAL OF SOUTHWEST FLORIDA		6	2	25%	8
MINUTE CLINIC DIAGNOSTIC OF MICHIGAN PC		8			8
TERRACINA LLC		2	6	75%	8
BARTON PARKER OD PC		8			8
WELLIGENT		1	7	88%	8
CVS NV9841POCT RENO		4	4	50%	8
HUNTINGTON VILLAGE URGENT CARE		8			8
CVS NC5591POCT STATESVILLE		7	1	13%	8
Charles George VAMC		8			8
ATLANTIC CONSOLIDATED LABORATORY		8			8
TERENCE B MITCHELL MD, INC		4	4	50%	8
ENCOMPASS HEALTH REHABILITATION HOSPI		8			8
FHCP-ORANGE CITY			8	100%	8
CVS IN6551POCT MOORESVILLE		7	1	13%	8
CELEBRATION PEDIATRICS PA			8	100%	8
DOCTOR'S IN-HOUSE LAB/COMMUNITY HEALTH CENTERS OF PINELLAS - CLEARWATE			8	100%	8
CVS IL8747POCT CHICAGO		8			8
CENTREX CLINICAL LABS INC		8			8
GEISINGER MEDICAL CENTER		2	6	75%	8
FLORIDA DEPARTMENT OF HEALTH IN SARASOTA COUNTY		7	1	13%	8
WYOMING COUNTY COMMUNITY HOSPITAL LABORATORY		8			8
MEDEXPRESS URGENT CARE MORGANTOWN		8			8
BEECHTREE MOLECULAR LAB LLC			8	100%	8
MODMD LABORATORY		8			8
MID-HUDSON VALLEY DIVISION OF WESTCHESTER MEDICAL		8			8
MINUTECLINIC, LLC #05038		8			8
ALL CHILDREN'S HOSPITAL		1	7	88%	8
AFC/DOCTORS EXPRESS NORTH BERGEN		6	2	25%	8
MEDEXPRESS - WILMINGTON CONCORD PIKE		7	1	13%	8
CVS NC7057POCT SHELBY		6	2	25%	8

COVID-19: testing by laboratory

Data through May 8, 2021 verified as of May 9, 2021 at 09:25 AM

Data in this report are provisional and subject to change.

The numbers in the table below represent the number of Florida and non-Florida residents for whom test results were received by the Department of Health. A person can be tested by more than one laboratory and can have both positive and negative results. **Therefore, the sum of the numbers in each column will be larger than the total number of people tested.**

Reporting lab	Inconclusive	Negative	Positive	Percent positive	Total
SUNSHINE STATE DIALYSIS			8	100%	8
DOCTOR'S IN HOUSE LAB			8	100%	8
CAPRONA GROUP HOME		2	6	75%	8
SEA LEVEL LABS			8	100%	8
Enterprise Health and Rehabilitation Center		8			8
PUTNAM COUNTY EMERGENCY RESCUE SERVICE		5	3	38%	8
CVS KY4779POCT LOUISVILLE		6	2	25%	8
OSWEGO HOSPITAL LABORATORY		7	1	13%	8
COMPASSION PEDIATRIC URGENT CARE LLC		2	6	75%	8
ALLINA HEALTH - ABBOTT NORTHWESTERN HOSPITAL		5	3	38%	8
CVS MD1881POCT DUNKIRK		8			8
MEDEXPRESS URGENT CARE - CLARKSBURG		7	1	13%	8
MINUTECLINIC, LLC #1796		7	1	13%	8
NORTHEAST ALABAMA REGIONAL MEDICAL CENTER		5	3	38%	8
CVS ME329POCT PORTLAND		8			8
LOVELACE MEDICAL CENTER		8			8
INTERNAL MEDICINE AND AESTHETICS OF NAPLES LLC		8			8
LAKE CONWAY URGENT CARE LLC		2	6	75%	8
FLORIDA HEART AND VASCULAR MULTISPECIALTY GROUP		8			8
DANIEL M LIBBY MD PLLC		8			8
MEDEXPRESS URGENT CARE - IRVING		8			8
CVS MD4371POCT OCEAN CITY		8			8
CVS PA1074POCT KENNETT SQUARE		7	1	13%	8
THE WOLFF CENTER FOR CHILD & ADOLESCENT HEALTH			8	100%	8
COMPASSION PEDIATRICS		3	5	63%	8
CVS OH3458POCT BEAVERCREEK		8			8
GENE STREET LABORATORIES, LLC		6	2	25%	8
UNIVERSITY OF WASHINGTON MEDICAL CENTER			8	100%	8
OHIO DEPARTMENT OF HEALTH			8	100%	8
X-GENE MOLECULAR LABS		1	7	88%	8
ALACHUA COUNTY HEALTH DEPARTMENT		1	7	88%	8
BLOOMING GARDENS OF CARE INC		8			8
MARION OAKS ASSISTED LIVING		8			8
CVS MA1022POCT CAMBRIDGE		8			8
HERNANDO PASCO HOSPICE INC		7	1	13%	8
HOLY NAME MEDICAL CENTER	1	6	1	13%	8
WHITE SANDS OUTPATIENT SERVICES (WSOP SERVICES LLC		8			8
TRUE HEALTH		5	3	38%	8
INVESCLINIC US, LLC		8			8
INTERNAL MEDICINE ASSOCIATES OF JACKSON HOSPITAL			8	100%	8
EXECUTIVE MEDICAL SERVICES		8			8
MINUTECLINIC DIAGNOSTIC OF OHIO #7790		6	2	25%	8
CVS NJ862POCT MARLBORO		7	1	13%	8
PIEDMONT HENRY HOSPITAL, INC		8			8
MINUTE-CLINIC DIAGNOSTIC OF VIRGINIA, LLC #3949		8			8
CVS SC2250POCT COLUMBIA		8			8

COVID-19: testing by laboratory

Data through May 8, 2021 verified as of May 9, 2021 at 09:25 AM

Data in this report are provisional and subject to change.

The numbers in the table below represent the number of Florida and non-Florida residents for whom test results were received by the Department of Health. A person can be tested by more than one laboratory and can have both positive and negative results. **Therefore, the sum of the numbers in each column will be larger than the total number of people tested.**

Reporting lab	Inconclusive	Negative	Positive	Percent positive	Total
MARTHA A PRICE MD PA		3	5	63%	8
DIAGNOSTIC CLINIC		7	1	13%	8
ADVANCED RESEARCH FOR HEALTH IMPROVEMENT		6	2	25%	8
CVS GA7064POCT STOCKBRIDGE		8			8
DASCENA LABORATORY			8	100%	8
PHOEBE PUTNEY MEMORIAL HOSPITAL		8			8
HARBORCHASE OF DR PHILLIPS		7	1	13%	8
MINUTECLINIC DIAGNOSTIC OF RHODE ISLAN		8			8
Florida Clinical Laboratory		1	7	88%	8
PAUL GRECO MD CONCIERGE MEDICAL SERVICES PL		8			8
MEDEXPRESS URGENT CARE - TARENTUM		6	2	25%	8
EMBRY-RIDDLE AERONAUTICAL UNIVERSITY HEALTH			8	100%	8
AIRCARE INTERNATIONAL		7	1	13%	8
DR. PHILLIPS MEDICAL WELLNESS CENTER		4	4	50%	8
NORTHSIDE GWINNETT HOSPITAL		7	1	13%	8
LAB UNKNOWN		6	2	25%	8
SLOPESIDE LABS AND TESTING, LLC - THE HIDEOUT AT BUTTERMILK MOUNTAIN		8			8
LEPE'S HOUSE			7	100%	7
WELLSTAR ATLANTA MEDICAL CENTER LABORA		6	1	14%	7
SUPERIOR RESIDENCES AT CALA HILLS		7			7
DOCTORS HOSPITAL OF AUGUSTA		7			7
OPTUM PRIMARY CARE - FOUNTAIN OAKS		3	4	57%	7
ADVENT HEALTH APOPKA		3	4	57%	7
OCALA FAMILY MEDICAL CENTER		7			7
MEDEXPRESS URGENT CARE - HOLLINS		7			7
AVON PARK PEDIATRICS			7	100%	7
LYNMOORE,THE		7			7
CVS MA507POCT LEOMINSTER		6	1	14%	7
CVS TX8322POCT AUSTIN		7			7
MD NOW MEDICAL CENTER			7	100%	7
HELIX MEDICAL CENTERS		1	6	86%	7
GUTHRIE CORNING HOSPITAL LABORATORY		7			7
MINUTECLINIC DIAGNOSTIC OF OHIO #2964		7			7
DOTHAN WEST FAMILY MEDICINE		5	2	29%	7
SCHOOL OF PHARMACY AND PHARMACEUTICAL		7			7
EL PARAISO HOME INC		7			7
SHEEPSHEAD BAY URGENT CARE		7			7
COMPLETE FAMILY CARE, LLC/UNIVERSITY OF SAINT MARY		7			7
MINUTECLINIC DIAGNOSTIC OF OHIO #6147		6	1	14%	7
KEYSTONE PLACE AT NAPLES PRESERVE		4	3	43%	7
WALGREENS #09304		5	2	29%	7
MINUTECLINIC DIAG OF IND, LLC #6648		5	2	29%	7
DEVANSH LAB WERKS		1	6	86%	7
BELL-MINOR HOME		7			7
IAN C BOYKIN MD		4	3	43%	7
FLORIDA DIGESTIVE AND LIVER SPECIALIST		7			7

COVID-19: testing by laboratory

Data through May 8, 2021 verified as of May 9, 2021 at 09:25 AM

Data in this report are provisional and subject to change.

The numbers in the table below represent the number of Florida and non-Florida residents for whom test results were received by the Department of Health. A person can be tested by more than one laboratory and can have both positive and negative results. **Therefore, the sum of the numbers in each column will be larger than the total number of people tested.**

Reporting lab	Inconclusive	Negative	Positive	Percent positive	Total
PROVIDENCE LABORATORY SERVICES		7			7
KENDALL REGIONAL MEDICAL CNTR			7	100%	7
WALGREENS #10264		7			7
MINUTECLINIC DIAGNOSTIC OF KENTUCKY		7			7
GRACE REHABILITATION CENTER OF VERO BEACH		4	3	43%	7
NEW YORK PHYSICIANS LLP		7			7
USCG SECTOR ST PETE		3	4	57%	7
MEDEXPRESS URGENT CARE-MUNCIE		7			7
TRUE HEALTH DIAGNOSTICS		1	6	86%	7
CVS NJ715POCT WAYNE		7			7
CVS TX1104POCT ALLEN		6	1	14%	7
MINUTECLINIC DIAGNOSTIC OF KANSAS PA		7			7
PERSONAL PHYSICIAN CARE PA			7	100%	7
HEALTH CARE LABORATORY SERVICES		1	6	86%	7
SANFORD MOBILE LAB		1	6	86%	7
MEDEXPRESS URGENT CARE PORT HURON		6	1	14%	7
CVS PA813POCT RICHBORO		7			7
ST. LUCIE COUNTY HEALTH DEPARTMENT		5	2	29%	7
MINUTECLINIC DIAGNOSTIC OF VIRGINIA, LLC		7			7
SOUTHEAST GEORGIA HEALTH SERVICES, LLC		7			7
GRACE WELLNESS CENTER LLC		6	1	14%	7
CARESOUTH HHA HOLDINGS OF TALLAHASSEE LLC		7			7
MINUTECLINIC MINUTECLINIC #921		6	1	14%	7
BROOKDALE LAKE ORIENTA			7	100%	7
SOUTHEAST GEORGIA HEALTH SYSTEM, INC D		7			7
CVS CA8850POCT HUNTINGTON BEACH		6	1	14%	7
TESTD			7	100%	7
WOMENS CARE FLORIDA LLC		5	2	29%	7
KANSAS DEPARTMENT OF HEALTH		2	5	71%	7
DEPARTMENT OF HEALTH AND HUMAN SERVICES STATE OF NEW HAMPSHIRE			7	100%	7
CVS PHARMACY #8800		5	2	29%	7
FLORIDA HOSPITAL APOPKA		6	1	14%	7
CVS SC5479POCT INDIAN LAND		6	1	14%	7
WALGREENS #09475		6	1	14%	7
MCR HEALTH LAWTON CHILES ADMINISTRATION STE A		1	6	86%	7
BETH ISRAEL DEACONESS MEDICAL CENTER			7	100%	7
LONGWOOD FAMILY MEDICINE		1	6	86%	7
CAMELLIA AT DEERWOOD		2	5	71%	7
MEDEXPRESS URGENT CARE MURRYSVILLE		5	2	29%	7
NORTH FLORIDA MEDICAL CENTERS INC		1	6	86%	7
HEARTLAND PEDIATRICS OF LAKE PLACID			7	100%	7
DOCTORS CLINICAL LABORATORY, INC		5	2	29%	7
MINUTECLINIC, LLC (CLINIC 10928)		7			7
CVS CA9103POCT ESCONDIDO		7			7
NU WAVE MEDICAL CENTER			7	100%	7
BROWNE MEDICAL LLC		5	2	29%	7

COVID-19: testing by laboratory

Data through May 8, 2021 verified as of May 9, 2021 at 09:25 AM

Data in this report are provisional and subject to change.

The numbers in the table below represent the number of Florida and non-Florida residents for whom test results were received by the Department of Health. A person can be tested by more than one laboratory and can have both positive and negative results. **Therefore, the sum of the numbers in each column will be larger than the total number of people tested.**

Reporting lab	Inconclusive	Negative	Positive	Percent positive	Total
PANCARE HEALTH - HOSFORD SCHOOL			7	100%	7
ADVENTHEALTH MEDICAL GROUP INTERNAL MEDICINE AT		2	5	71%	7
VICTORIAN MANOR		2	5	71%	7
MEDEXPRESS URGENT CARE-DUBOIS		7			7
MINUTECLINIC DIAGNOSTICS OF IND LLC		4	3	43%	7
COVID TESTING LLC			7	100%	7
Lenox on the Lake			7	100%	7
THE PALMS REHABILITATION AND HEALTHCARE CENTER		5	2	29%	7
FLORIDA SCHOOL FOR THE DEAF AND THE BLIND			7	100%	7
DALLAS COUNTY HEALTH AND HUMAN SERVICES			7	100%	7
CVS NM8918POCT ALBUQUERQUE		7			7
FAMILY MEDICINE MEDICAL DRIVE		7			7
MIAMI BEACH COMMUNITY HEALTH CENTER INC			7	100%	7
YORK HOSPITAL: MICROBIOLOGY			7	100%	7
PEDIATRICS URGENT CARE, LLC			7	100%	7
TREASURE COAST INFECTIOUS DISEASE CONSULTANTS		4	3	43%	7
DIAGNOSTIC & MEDICAL SPECIALISTS OF GREENWICH		5	2	29%	7
PENN MEDICINE PRINCETON MEDICAL CENTER		6	1	14%	7
BOONE DRUG & HEALTHCARE AT DEERFIELD			7	100%	7
MINUTE CLINIC LLC #1831		7			7
FRESENIUS KIDNEY CARE FORT WALTON BEACH			7	100%	7
GREENVILLE MEMORIAL HOSPITAL LAB			7	100%	7
ECLRS		2	5	71%	7
WATAUGA MEDICAL CENTER		4	3	43%	7
Rutgers Health Rwj University Hospital - Laboratory		4	3	43%	7
Parkside Villa		7			7
EASTERN FLORIDA STATE COLLEGE - PALM BAY CAMPUS□			7	100%	7
Bon Secours Place		6	1	14%	7
ADVENTHEALTH CELEBRATION EMPLOYEE CLINIC		7			7
CVS TN7698POCT KNOXVILLE		7			7
FLORIDA HOSPITAL KISSIMMEE		4	3	43%	7
CVS IN8669POCT INDIANAPOLIS		6	1	14%	7
Ocoee Health Care Center		7			7
EAST SIDE CLINICAL LABORATORY		5	2	29%	7
MINUTECLINIC LLC #5010		6	1	14%	7
CARENOW URGENT CARE-MADISON		7			7
IRL MARKET LAB			7	100%	7
NEMOURS CHILDREN'S HOSPITAL			7	100%	7
NON-US			7	100%	7
CVS TX4397POCT CYPRESS		7			7
CRESTWOOD MEDICAL CENTER		5	2	29%	7
WILDLIGHT LAB			7	100%	7
ST CHARLES BEND LABORATORY		6	1	14%	7
CVS MA299POCT WORCESTER		7			7
CVS PA1296POCT DREXEL HILL		5	2	29%	7
HOLY GARDEN ALF, INC.		7			7

COVID-19: testing by laboratory

Data through May 8, 2021 verified as of May 9, 2021 at 09:25 AM

Data in this report are provisional and subject to change.

The numbers in the table below represent the number of Florida and non-Florida residents for whom test results were received by the Department of Health. A person can be tested by more than one laboratory and can have both positive and negative results. **Therefore, the sum of the numbers in each column will be larger than the total number of people tested.**

Reporting lab	Inconclusive	Negative	Positive	Percent positive	Total
MEDEXPRESS URGENT CARE - BLUEFIELD		6	1	14%	7
CVS MA1852POCT MEDWAY		7			7
WALGREENS #03287		7			7
GENTRY PARK ORLANDO ASSISTED LIVING		6	1	14%	7
USCG ABBOTT BINAXNOW		5	2	29%	7
OCALA REGIONAL KIDNEY CENTER EAST		2	5	71%	7
DELAWARE DEPARTMENT OF HEATH		6	1	14%	7
MEDEXPRESS URGENT CARE - EWING		7			7
ENTRUST IMMEDIATE CARE			7	100%	7
CVS TN4624POCT KNOXVILLE		6	1	14%	7
LAKE CITY CORRECTIONAL FACILITY			7	100%	7
GULF COAST VILLAGE HOME HEALTH INC			7	100%	7
ABBAY MANOR RETIREMENT RESIDENCE INC		7			7
MANATEE PEDIATRICS			7	100%	7
SOUTH COM HEALTH CLINIC, DEPT. OF THE ARMY		7			7
BAYCARE MEDICAL GROUP, INC		6	1	14%	7
NORTHSIDE MEDICAL CENTER		7			7
COMMUNITY HEALTH CENTERS OF PINELLAS, INC		4	3	43%	7
MINUTECLINIC, LLC #1452		7			7
YAZJI PEDIATRIC CARE LLC DBA TUKA PEDIATRICS			7	100%	7
JUPITER ISLAND PUBLIC SAFETY		5	2	29%	7
PALM GARDEN OF SUN CITY			7	100%	7
CVS NC3853POCT BURLINGTON		5	2	29%	7
NYU WINTHROP HOSPITAL PATHOLOGY		7			7
RIVER OAKS TREATMENT CENTER			7	100%	7
LAWTON CHILES HEALTH CENTER		1	6	86%	7
FLORIDA PREMIER MEDICAL CARE PA			7	100%	7
EXPICARE NURSING AGENCY, INC		5	2	29%	7
CVS OH6123POCT CINCINNATI		5	2	29%	7
LEE COUNTY HEALTH DEPARTMENT		4	3	43%	7
PURECARE PHARMACY		6	1	14%	7
BLACK STALLION WALK IN AND EXERCISE CLINICS LLC		4	3	43%	7
CVS NC6402POCT DAVIDSON		4	3	43%	7
DOCTOR'S IN-HOUSE LAB/COMMUNITY HEALTH CENTERS OF PINELLAS -PINELLAS P			7	100%	7
LEVY COUNTY SHERRIF'S DEPT			7	100%	7
CVS NC5532POCT SUMMERFIELD		7			7
MEDEXPRESS URGENT CARE-SCOTT TOWNSHIP		6	1	14%	7
MALABAR FAMILY PRACTICE		4	3	43%	7
CVS PA2687POCT EXTON		7			7
TIFT REGIONAL HLTH SYSTEM, INC DBA SOU		7			7
PEDIATRICS OF CENTRAL FLORIDA		5	2	29%	7
BRADENTON PHYSICIANS MEDICAL CENTER			7	100%	7
PENINSULA CARE AND REHABILITATION CENTER			7	100%	7
CVS OH3080POCT HUBER HEIGHTS		6	1	14%	7
LOUISIANA DEPT OF HEALTH			7	100%	7
DIXIE COUNTY EMERGENCY SERVICES		1	6	86%	7

COVID-19: testing by laboratory

Data through May 8, 2021 verified as of May 9, 2021 at 09:25 AM

Data in this report are provisional and subject to change.

The numbers in the table below represent the number of Florida and non-Florida residents for whom test results were received by the Department of Health. A person can be tested by more than one laboratory and can have both positive and negative results. **Therefore, the sum of the numbers in each column will be larger than the total number of people tested.**

Reporting lab	Inconclusive	Negative	Positive	Percent positive	Total
MAXHEALTH		5	2	29%	7
WEXFORD HEALTH SOURCES INC		7			7
CVS AZ9210POCT SCOTTSDALE		7			7
LAKE NONA PEDIATRICS IN ASSOCIATION WITH NEMOURS		5	2	29%	7
INDIANA STATE DEPARTMENT OF HEALTH LABORATORIES			7	100%	7
CVS PA5241POCT CHALFONT		7			7
CVS OH2518POCT COLUMBUS		6	1	14%	7
MEDEXPRESS URGENT CARE-NESHANNOCK TWP		6	1	14%	7
BALTIMORE CITY HEALTH DEPT COMMUNICABLE DISEASES AND EPIDEMIOLOGY			7	100%	7
NYU WINTHROP LABORATORY		7			7
CARENOW URGENT CARE-SOUTHLAKE			7	100%	7
Thermopolis Rehabilitation Wellness		7			7
QUE		4	3	43%	7
MINUTECLINIC DIAG OF IND LLC #6998		6	1	14%	7
GAINESVILLE PEDIATRIC ASSOCIATES		1	6	86%	7
CVS NJ837POCT MARLTON		7			7
NOVANT HEALTH INPATIENT CARE		2	5	71%	7
LIZS ADULT CARE		7			7
GALLUP INDIAN MEDICAL CENTER		7			7
Hiawatha Care Center		7			7
MINUTECLINIC # 21110		5	2	29%	7
FLORIDA CANCER SPECIALISTS & RESEARCH INSTITUTE		6	1	14%	7
MINUTECLINIC DIAG OF IND LLC #1138		6	1	14%	7
NEMOURS CHILDRENS, LAKE NONA			7	100%	7
PRIMBIO RESEARCH INSTITUTE LLC		7			7
NELSON BIOLOGICAL			7	100%	7
MEDEXPRESS - COLLINSVILLE BELT LINE		5	2	29%	7
ARC POINT LABS OF AUSTIN NORTH			6	100%	6
TAMIAMI LAB MILLENIUM			6	100%	6
LUMADOC HEALTH		4	2	33%	6
CHILDREN'S HOSPITAL OF PHILADELPHIA		5	1	17%	6
DISCOVERY VILLAGE AT DEERWOOD			6	100%	6
BROWARD COUNTY HEALTH DEPT.			6	100%	6
The Oaks of Clearwater		6			6
UT SOUTHWESTERN MEDICAL CENTER			6	100%	6
Wilkes-Barre VAMC		6			6
CVS CT750POCT ENFIELD		6			6
PATHGROUP LABS, LLC		4	2	33%	6
CVS MO10053POCT SAINT PETERS		6			6
JOSEF SCHENKER, MD, PC		6			6
OURMED		5	1	17%	6
Madison Health & Rehabilitation		6			6
CVS NH6596POCT HAMPTON		6			6
VALSPAR CHAMPIONSHIP		6			6
PARADIGM LABORATORIES			6	100%	6
MORRIS HALL/ST JOSEPH NURSING CENTER		6			6

COVID-19: testing by laboratory

Data through May 8, 2021 verified as of May 9, 2021 at 09:25 AM

Data in this report are provisional and subject to change.

The numbers in the table below represent the number of Florida and non-Florida residents for whom test results were received by the Department of Health. A person can be tested by more than one laboratory and can have both positive and negative results. **Therefore, the sum of the numbers in each column will be larger than the total number of people tested.**

Reporting lab	Inconclusive	Negative	Positive	Percent positive	Total
TIMBER CREEK PEDIATRICS		6			6
MEDEXPRESS URGEN CARE - EAST BRUNSWICK		6			6
MCKENZIE-WILLAMETTE MEDICAL CENTER LAB		6			6
PROHEALTH MED		1	5	83%	6
CENTRAL FLORIDA PRIMARY CARE			6	100%	6
MARSHALL MEDICAL CENTER SOUTH LAB		5	1	17%	6
MEDEXPRESS URGENT CARE - VINELAND S MA		6			6
BNR PHARMACY INC		6			6
NORTH FLORIDA PEDIATRICS JASPER			6	100%	6
MEDEXPRESS URGENT CARE-PITTSFIELD		6			6
PALMETTO HEALTH ALLIANCE		3	3	50%	6
CVS SC4382POCT SPARTANBURG		6			6
DAVISON HEALTH CENTER WESLEYAN UNIVERS		6			6
URGENT CARE HOUSECALLS PA		5	1	17%	6
FIFTH AVENUE PEDIATRICS		3	3	50%	6
CVS TX7821POCT LEAGUE CITY		6			6
MERCY COLLEGE HEALTH OFFICE		6			6
FLORIDA DEPARTMENT OF HEALTH SEMINOLE COUNTY		1	5	83%	6
AARK LABORATORY		6			6
QUICK CARE MED WALK IN AND URGENT CARE			6	100%	6
MINUTECLINIC DIAGNOSTIC OF OHIO #6139		6			6
ADVENT HEALTH - TUSKAWILLA		4	2	33%	6
HELIX KH UC		1	5	83%	6
MIAMI RESCUE MISSION CLINIC INC			6	100%	6
LAKEVIEW TERRACE HOME HEALTH SERVICES LLC			6	100%	6
ELITE MEDICAL CENTER		1	5	83%	6
MIZELL MEMORIAL HOSPITAL			6	100%	6
HEARTLAND HOME HEALTH CARE		6			6
WG WINDSOR WOODS SH LLC		6			6
OCHSNER MEDICAL CENTER			6	100%	6
THE WINDSOR OF OCALA		2	4	67%	6
VIERA PEDIATRICS		1	5	83%	6
MOUNT SINAI BROOKLYN LABORATORY		5	1	17%	6
ELITE MD GROUP INC		2	4	67%	6
PENN NURSING CENTER		6			6
CVS SC4122POCT TAYLORS		6			6
CVS NE8615POCT LINCOLN		5	1	17%	6
ADVENTHEALTH CAR CENTER APOPKA			6	100%	6
CONCENTRA			6	100%	6
CVS OH10893POCT PARMA		3	3	50%	6
CVS MA447POCT NORTHAMPTON		4	2	33%	6
HUNTERS CREEK PEDIATRICS		6			6
CVS TX2263POCT SAN ANTONIO		6			6
QUALITY MEDICAL CARE			6	100%	6
PHYSICIANS URGENT CARE BERRY FARMS		4	2	33%	6
OVIEDO CHILDRENS HEALTH CENTER LLC		1	5	83%	6

COVID-19: testing by laboratory

Data through May 8, 2021 verified as of May 9, 2021 at 09:25 AM

Data in this report are provisional and subject to change.

The numbers in the table below represent the number of Florida and non-Florida residents for whom test results were received by the Department of Health. A person can be tested by more than one laboratory and can have both positive and negative results. **Therefore, the sum of the numbers in each column will be larger than the total number of people tested.**

Reporting lab	Inconclusive	Negative	Positive	Percent positive	Total
REDMED OF CROSSTOWN		3	3	50%	6
MINUTECLINIC, LLC #1431		5	1	17%	6
WALGREENS #07589		5	1	17%	6
MINUTECLINIC, LLC #07852		5	1	17%	6
MEDEXPRESS URGENT CARE-HERSHEY		5	1	17%	6
PANCARE HEALTH - ALTHA PUBLIC			6	100%	6
LRHS Southeastern University		4	2	33%	6
UT MEMPHIS UNIVERSITY HEALTH SERVICES			6	100%	6
MINUTECLINIC DIAGNOSTIC OF TN PC #442		4	2	33%	6
TULLAHOMA HMA, LLC		5	1	17%	6
CVS MO5655POCT LIBERTY		3	3	50%	6
RAPID MEDLAB (004MO)		5	1	17%	6
CVS OH3393POCT AURORA		5	1	17%	6
PLEASANTVILLE OF SEBASTIAN LLC□			6	100%	6
VILLAGES HEALTH, THE		4	2	33%	6
PRINCETON BMC LABORATORY		6			6
SARASOTA IMMEDIATE CARE			6	100%	6
PRINCIPLE HOSPICE SERVICE, LLC		1	5	83%	6
ANTHONY-BROWN PHARMACY		6			6
MINUTECLINIC, DIAGNOSTIC OF TEXAS, LLC		6			6
MEDEXPRESS URGENT CARE - LOGAN		6			6
XPRESS URGENT CARE LLC		6			6
Kroger 673 - The Little Clinic Dallas		5	1	17%	6
CVS MA1095POCT AMHERST		5	1	17%	6
CVS MINUTE CLINIC DIAGNOSTIC MED GRP OF CAL		5	1	17%	6
CVS NATIONAL HARBOR MD2297714CV		6			6
WIREGRASS MEDICAL CENTER			6	100%	6
CVS MD1515POCT LEONARDTOWN		4	2	33%	6
SANTOS REHABILITATION CENTER INC			6	100%	6
FIRST COAST CARDIOVASCULAR INSTITUTE PA			6	100%	6
PREMIER FAMILY HEALTH PA			6	100%	6
CVS IN6654POCT INDIANAPOLIS		5	1	17%	6
JERSEY SHORE MEDICAL CENTER		6			6
AMERICAN MEDICAL RESPONSE - DENVER		3	3	50%	6
Kennedy University Hospital		5	1	17%	6
BOCA VIPEDIATRICS			6	100%	6
LEHIGH REGIONAL MEDICAL CENTER LABORATORY		3	3	50%	6
MEDEXPRESS URGENT CARE - WEIRTON		6			6
MINUTECLINIC, LLC #07876		5	1	17%	6
HENDRY REGIONAL CONVENIENT CARE CENTER			6	100%	6
Oakwood - North Baldwins Center for Living		6			6
SOUTHEASTERN DERMATOLOGY GROUP PA		5	1	17%	6
ASCENSION ST VINCENT'S CLAY COUNTY			6	100%	6
PALM HARBOR DERMATOLOGY		4	2	33%	6
CVS MA1845POCT WILMINGTON		5	1	17%	6
KIDS CORNER PEDIATRICS PLLC		5	1	17%	6

COVID-19: testing by laboratory

Data through May 8, 2021 verified as of May 9, 2021 at 09:25 AM

Data in this report are provisional and subject to change.

The numbers in the table below represent the number of Florida and non-Florida residents for whom test results were received by the Department of Health. A person can be tested by more than one laboratory and can have both positive and negative results. **Therefore, the sum of the numbers in each column will be larger than the total number of people tested.**

Reporting lab	Inconclusive	Negative	Positive	Percent positive	Total
ORLANDO HEALTH PHYSICIAN GROUP			6	100%	6
PR HEALTH		1	5	83%	6
CVS SC5550POCT CLOVER		5	1	17%	6
MEDEXPRESS URGENT CARE SHADYSIDE		5	1	17%	6
ENIGMA DIAGNOSTIC, INC.			6	100%	6
CVS GA5622POCT DALLAS		4	2	33%	6
WALGREENS SARASOTA		5	1	17%	6
NORTHPORT MEDICAL CENTER LAB		6			6
FLORIDA DEPARTMENT OF HEALTH IN MIAMI DADE COUNTY		5	1	17%	6
CENTRAL JERSEY URGENT CARE OF BROWN MI		6			6
FLEET LANDING			6	100%	6
CLINICAL CARE ASSOCIATES			6	100%	6
CVS NV2928POCT LAS VEGAS		6			6
MINUTECLINIC OF NEVADA-2955 S FT APACH		6			6
CAREWELL 301 - WARWICK			6	100%	6
ST LUKES HOSPITAL LABORATORY		2	4	67%	6
SALINE CARE NURSING & REHABILITATION CENTER		6			6
MINUTECLINIC 7196		5	1	17%	6
CVS NJ2815POCT E BRUNSWICK		4	2	33%	6
CVS MA2401POCT MARSHFIELD		5	1	17%	6
Advanced Care Center			6	100%	6
CVS MI8049POCT WATERFORD		5	1	17%	6
CVS CA9823POCT SACRAMENTO		6			6
AMERICAN HEALTH ASSOC. LABORATORY SOUTH		4	2	33%	6
FLORIDA MEDICAL CLINIC -INTERNAL MED DADE CITY			6	100%	6
RIVERVIEW ALF OPERATOR LLC		1	5	83%	6
ST BARNABAS HOSPITAL		6			6
QUATRACOR PLLC		6			6
MEDEXPRESS - NEWARK		6			6
CVS IL5797POCT CAROL STREAM		6			6
BETHESDA COMMUNITY HEALTH CENTER			6	100%	6
FLORIDA WOMAN CARE LABORATORY			6	100%	6
GENESIS FAMILY PRACTICE		3	3	50%	6
CVS MA957POCT WEST SPRINGFIELD		6			6
FLORIDA MEDICAL SPECIALISTS		2	4	67%	6
RHEA MEDICAL CENTER		6			6
COMPUNET CLINICAL LAB			6	100%	6
RADEAS			6	100%	6
CVS IN6572POCT INDIANAPOLIS		6			6
UNILAB OF DADE INC			6	100%	6
HOLLY HILL HOME INFUSION SERVICE		5	1	17%	6
PELICAN LANDING		1	5	83%	6
UNIVERISTY OF MIAMI			6	100%	6
APALACHEE CENTER INC		4	2	33%	6
ALL4KIDZ PEDIATRICS LLC		3	3	50%	6
TEXAS MEDCLINIC			6	100%	6

COVID-19: testing by laboratory

Data through May 8, 2021 verified as of May 9, 2021 at 09:25 AM

Data in this report are provisional and subject to change.

The numbers in the table below represent the number of Florida and non-Florida residents for whom test results were received by the Department of Health. A person can be tested by more than one laboratory and can have both positive and negative results. **Therefore, the sum of the numbers in each column will be larger than the total number of people tested.**

Reporting lab	Inconclusive	Negative	Positive	Percent positive	Total
SOUTHERN OCEAN MEDICAL CENTER		6			6
UNILAB		2	4	67%	6
GUTHRIE MEDICAL GROUP LABORATORIES		6			6
UPMC HEALTH SYSTEM		4	2	33%	6
MEDEXPRESS URGENT CARE - ELM GROVE		5	1	17%	6
PUBLIC HEALTH LAB		6			6
SOUTHERN CORRECTIONAL MEDICINE LLC		6			6
CAPITAL HEALTH PLAN LABORATORIES			6	100%	6
CDRX INFUSION			6	100%	6
ADVENT HEALTH MEDICAL GROUP		5	1	17%	6
CVS PA10034POCT PITTSBURGH		6			6
RURAL HEALTH CARE INC			6	100%	6
TALLAHASSEE MEMORIAL HEALTHCARE			6	100%	6
CVS PA1379POCT LANSDALE		5	1	17%	6
BAYSHORE POINTE NURSING AND REHAB CENTER			6	100%	6
PEACE OF MIND REHAB CENTER		6			6
IVY ROSEN MD PLLC		6			6
ARLINGTON OF NAPLES		6			6
UW MEDICINE VIROLOGY LAB			6	100%	6
MEDEXPRESS URGENT CARE, CHAMBERSBURG		5	1	17%	6
NORTHSIDE HOSPITAL- CHEROKEE		5	1	17%	6
BROOKDALE CLERMONT			6	100%	6
DEPARTMENT OF HEALTH AND HUMAN SERVICES DIVISION OF BEHAVIORAL HEALTH		1	5	83%	6
MEDEXPRESS URGENT CARE - WAXAHACHIE, N HIGHWAY 77		4	2	33%	6
MINUTECLINIC MINUTECLINIC #3665		6			6
MEDEXPRESS URGENT CARE - NORTH LITTLE		5	1	17%	6
POWERS PEDIATRICS			6	100%	6
GENEVA GENERAL HOSPITAL LABORATORY		4	2	33%	6
ST VINCENTS AMBULATORY CARE INC		3	3	50%	6
MINUTECLINIC DIAGNOSTIC OF WISCONSIN, LLC		5	1	17%	6
RANDOLPH COUNTY HEALTH & REHABILITATIO		6			6
COVID RAPID LABS		1	5	83%	6
CELAL GUROL ERBAY, MD			6	100%	6
WELLMED AT FORT PIERCE		4	2	33%	6
LOS ALAMOS NATIONAL LABORATORY		6			6
PROGRESS PHARMACY INC		1	5	83%	6
MINUTECLINIC LLC #5041		2	4	67%	6
RIVER CITY PRIMARY AND URGENT CARE			6	100%	6
ADVANCED URGENT CARE OF MARATHON		1	5	83%	6
MEDEXPRESS URGENT CARE - KOKOMO		6			6
CVS MINUTE CLINIC DIAGNOSTIC OF TEXAS		5	1	17%	6
MEDEXPRESS URGENT CARE - HUNTINGTON WE		6			6
GENTLE MEDICINE ASSOCIATES / DR. REGINE BATAILLE		6			6
CVS TX7825POCT FRISCO		5	1	17%	6
LPG COCONUT POINT - FAMILY/ INTERNAL MEDICINE		6			6
BAYCARE ALLIANT HOSPITAL			6	100%	6

COVID-19: testing by laboratory

Data through May 8, 2021 verified as of May 9, 2021 at 09:25 AM

Data in this report are provisional and subject to change.

The numbers in the table below represent the number of Florida and non-Florida residents for whom test results were received by the Department of Health. A person can be tested by more than one laboratory and can have both positive and negative results. **Therefore, the sum of the numbers in each column will be larger than the total number of people tested.**

Reporting lab	Inconclusive	Negative	Positive	Percent positive	Total
SIGNATURE URGENT CARE			6	100%	6
PRESBYTERIAN HOME		6			6
MEDEXPRESS URGENT CARE - MBURG COMMONS		5	1	17%	6
AMERICAN EAGLE LEESBURG AL LLC DBA VISTA LAKE			6	100%	6
ABSOLUTE HEALTH		5	1	17%	6
CVS IL1170POCT JOLIET		6			6
MANATEE MEMORIAL HOSPITAL CLINICAL LABORATORY			6	100%	6
MEDICAL CENTER AT OCEAN REEF		1	5	83%	6
MEDEXPRESS URGENT CARE PLEASANT HILLS		5	1	17%	6
SAINT PETER'S UNIVERSITY HOSPITAL		6			6
MEDEXPRESS URGENT CARE - LEDGEWOOD		5	1	17%	6
CITIZENS BAPTIST MEDICAL CENTERS LAB		5	1	17%	6
MAXCARE CLINIC			6	100%	6
Northwell Lab		2	4	67%	6
Englewood Health Care Center		6			6
Army Residence Community		5	1	17%	6
FAMILY TREE PRIMARY CARE		5	1	17%	6
NORTH OKALOOSA CLINIC CORP		3	3	50%	6
ADVENTHEALTH MEDICALGROUP PEDIATRICS AT ORLANDO		6			6
UF HEALTH PATHOLOGY LABORATORIES			6	100%	6
FLORIDA HEALTHCARE OF ORLANDO		1	5	83%	6
CVS IN5696POCT FORT WAYNE		6			6
MEDEXPRESS URGENT CARE - PRINCETON		5	1	17%	6
ALLEGRO FLEMING ISLAND		1	5	83%	6
WAKEMED		1	5	83%	6
FAMILY CARE MEDICAL CENTER			6	100%	6
CURATIVE CARE CENTER INC		1	5	83%	6
DOCTORS OFFICE OF NEW JERSEY		6			6
ATLANTIC COMMUNITY HIGH SCHOOL		5	1	17%	6
BROWARD TRANSITIONAL CENTER			6	100%	6
MERCY URGENT CARE			6	100%	6
STARMED FAMILY & URGENT CARE			6	100%	6
CVS TX10140POCT THE WOODLANDS		5	1	17%	6
CVS PA2688POCT COLLEGEVILLE		6			6
MINUTECLINIC DIAGNOSTIC OF VIRGINIA, LLC #1980		3	2	40%	5
KINGSWAY MEDICAL CENTER INC		2	3	60%	5
FLORIDA CLINICAL LABORATORY - BIOREFERENCE LABORATORIES		2	3	60%	5
WILSON PEDIATRICS			5	100%	5
PUTNAM HOSPITAL CENTER LABORATORY		5			5
COVENANT COLLEGE HEALTH SERVICES		5			5
AMI ST FRANCIS HOSPITAL LABORATORY		4	1	20%	5
SAFETY HARBOR SENIOR LIVING			5	100%	5
CVS TX5877POCT PEARLAND		5			5
MID - FLORIDA PATHOLOGY LLC		1	4	80%	5
Kroger 449 - The Little Clinic Mountain Park		4	1	20%	5
CVS GA5637POCT VILLA RICA		5			5

COVID-19: testing by laboratory

Data through May 8, 2021 verified as of May 9, 2021 at 09:25 AM

Data in this report are provisional and subject to change.

The numbers in the table below represent the number of Florida and non-Florida residents for whom test results were received by the Department of Health. A person can be tested by more than one laboratory and can have both positive and negative results. **Therefore, the sum of the numbers in each column will be larger than the total number of people tested.**

Reporting lab	Inconclusive	Negative	Positive	Percent positive	Total
EGL GENETICS DIAGNOSTICS			5	100%	5
FLORIDA DEPARTMENT OF HEALTH - INVERNESS		3	2	40%	5
SOUTH FLORIDA RESEARCH ORGANIZATION			5	100%	5
DOCS URGENT CARE		1	4	80%	5
MEDEXPRESS URGENT CARE - BECKLEY CROSS		4	1	20%	5
RUSSELL SAGE COLLEGE WELLNESS CENTER		5			5
MONTCLAIR STATE UNIV/HLTH & WELLNESS		5			5
Birchaven		5			5
WOMACK ARMY MEDICAL CENTER			5	100%	5
VEIL VALLEY MEDICAL CENTER			5	100%	5
CARNEGIE HILL PEDIATRICS LLP		4	1	20%	5
MINUTECLINIC DIAG OF IND, LLC #8645		5			5
CVS OH3329POCT LAKEWOOD		5			5
COOPER HOSPITAL/UNIVERSITY MEDICAL		5			5
LIVING WATERS MEDICAL CENTER			5	100%	5
MINUTECLINIC DIAGNOSTIC OF NEVADA-9586		4	1	20%	5
CULLMAN REGIONAL URGENT CARE		4	1	20%	5
Edward Hines, Jr. VA Hospital		4	1	20%	5
INNOVATIVE COVID-DIVERSEY			5	100%	5
EASTCHESTER PEDIATRIC MEDICAL GROUP		5			5
FHPG FAMILY MEDICAL CENTER OF TAMPA BAY		1	4	80%	5
Wynfield Park Health and Rehabilitation		5			5
AUGUSTA HEALTH			5	100%	5
JACKSON SOUTH COMMUNITY HOSPITAL LAB			5	100%	5
SONATA VERO BEACH		5			5
CVS NC2771POCT CLAYTON		4	1	20%	5
TANNER MEDICAL CENTER LABORATORY		4	1	20%	5
LAKEVIEW HEALTHCARE SYSTEM LLC			5	100%	5
MINUTECLINIC, LLC #7139		5			5
KINGSTON RESIDENCE OF MARION		5			5
FORSYTH HOUSE			5	100%	5
COLUMBIA MEMORIAL HOSPITAL LABORATORY		5			5
METHODIST HEALTHCARE UNIVERSITY HOSPIT		5			5
HEALTHCARE NETWORK OF SOUTHWEST FLORIDA			5	100%	5
MEDEXPRESS URGENT CARE - DANVILLE		5			5
NORTH SHORE HEMATOLOGY-ONCOLOGY ASSOCIATES, PC		5			5
UNIVERISTY OF MEMPHIS ATHLETIC TRAINI		5			5
CONCENTRA - ORLANDO SOUTH II		4	1	20%	5
MEDEXPRESS URGENT CARE FOX CHAPEL		5			5
GENTLE HANDS MOBILE PHLEBOTOMY			5	100%	5
Life Care Center of Estero			5	100%	5
SOUTHEAST GEORGIA PHYSICIAN ASSOCIATES		4	1	20%	5
MEDEXPRESS - NEW CASTLE, DUPONT HWY		4	1	20%	5
WELLMED AT APOLLO BEACH BLVD		3	2	40%	5
MEDEXPRESS URGENT CARE - SUMMERSVILLE, WEBSTER RD		5			5
MIAMI CANCER INSTITUTE			5	100%	5

COVID-19: testing by laboratory

Data through May 8, 2021 verified as of May 9, 2021 at 09:25 AM

Data in this report are provisional and subject to change.

The numbers in the table below represent the number of Florida and non-Florida residents for whom test results were received by the Department of Health. A person can be tested by more than one laboratory and can have both positive and negative results. **Therefore, the sum of the numbers in each column will be larger than the total number of people tested.**

Reporting lab	Inconclusive	Negative	Positive	Percent positive	Total
FLORIDA PRIMARY & SPECIALTY CARE		5			5
WHITE WILSON MEDICAL CENTER - FWB		1	4	80%	5
QUINTON MEMORIAL HEALTH CARE CENTER		5			5
MONTEFIORE MEDICAL CENTER LABS MONTEFIORE		4	1	20%	5
CAPE COD HOSPITAL			5	100%	5
URGENT MED INC		3	2	40%	5
MED EXPRESS URGENT CARE PC - MARYLAND		4	1	20%	5
MINUTECLINIC DIAG OF IND LLC #6840		5			5
NORTHWOOD UNIVERSITY-BENNETT SPORTS CENTER		5			5
PUTNAM COUNTY PUBLIC HEALTH UNIT		5			5
JOHN T MACKAY MD			5	100%	5
CFP PHYSICIANS GROUP			5	100%	5
MEDICAL CENTER OF BLOUNTSTOWN			5	100%	5
BLUETAIL MEDICAL GROUP, LLC		4	1	20%	5
WESTMINSTER SHORES			5	100%	5
CARL R DARNALL ARMY MEDICAL CENTER			5	100%	5
PRECISION DIAGNOSTICS INC - NJ		5			5
FLORIDA PRIMARY CARE AND SPORTS MEDICINE INC		2	3	60%	5
SIENA COLLEGE SPORTS MEDICINE CENTER		5			5
ADVENTHEALTH MEDICAL GROUP PEDIATRICS		2	3	60%	5
DELAWARE PUBLIC HEALTH LABORATORY		2	3	60%	5
BOND & STEELE CLINIC PA D/B/A BOND CLINIC PA		5			5
PALM BEACH DIGESTIVE ASSOCIATES			5	100%	5
SCIENCE CARE			5	100%	5
SPRINGHILL SENIOR RESIDENCE		5			5
HUNT CLUB MEDICAL CARE			5	100%	5
ATLANTIC SURGERY CENTER OF JACKSONVILLE BEACH		5			5
NIBHA MEDIRATTA MD PL			5	100%	5
PATIENT FIRST - LEESBURG			5	100%	5
ALLIANCE FOR MULTISPECIALTY RESEARCH		5			5
COMMONS AT ORLANDO LUTHERAN TOWERS SNF			5	100%	5
STEUBEN COUNTY PUBLIC HEALTH		5			5
ATLANTA PLUS URGENT CARE			5	100%	5
BROOKDALE NEW PORT RICHEY			5	100%	5
GARDENS PEDIATRICS			5	100%	5
RIO PINAR HEALTH CARE			5	100%	5
DICKSON MEDICAL ASSOCIATES PC PATH LAB		4	1	20%	5
NATURE COAST PRIMARY CARE LAB LLC		1	4	80%	5
ELEVATION HEALTH LABORATORY		5			5
MINUTECLINIC DIAG OF IND, LLC #6910		5			5
WALGREENS # 04440		4	1	20%	5
QUEST DIAGNOSTICS PSC		1	4	80%	5
FLORIDA HEALTH CARE PLANS STIRLING CENTER			5	100%	5
CVS AZ9290POCT PHOENIX		4	1	20%	5
DAVENPORT PEDIATRICS PA		1	4	80%	5
REHABILITATION CENTER AT JUPITER GARDENS		5			5

COVID-19: testing by laboratory

Data through May 8, 2021 verified as of May 9, 2021 at 09:25 AM

Data in this report are provisional and subject to change.

The numbers in the table below represent the number of Florida and non-Florida residents for whom test results were received by the Department of Health. A person can be tested by more than one laboratory and can have both positive and negative results. **Therefore, the sum of the numbers in each column will be larger than the total number of people tested.**

Reporting lab	Inconclusive	Negative	Positive	Percent positive	Total
MEDEXPRESS URGENT CARE MARTINSBURG		3	2	40%	5
CLINICAL PATHOLOGY LABORATORIES			5	100%	5
LIFEPLUS HEALTHCARE GROUP INC		5			5
PEDIATRICS OF ALTAMONTE		5			5
AHC Decatur County		5			5
CELERION			5	100%	5
OCCMED SOLUTIONS		2	3	60%	5
WATERTOWN URGENT CARE PLLC		5			5
CVS IL4778POCT EVANSTON		5			5
MIAMI MEDICAL CONSULTANT PA			5	100%	5
URGENT TEAM MANAGEMENT OF TENNESSEE, L		4	1	20%	5
PIEDMONT HOSPITAL LAB			5	100%	5
SEASIDE MANOR			5	100%	5
MINUTECLINIC DIAGNOSTIC OF MICHIGAN, P		5			5
SAN DIEGO COUNTY PUBLIC HEALTH LAB			5	100%	5
UNIVERSITY OF MIAMI / SCCC RESEARCH LABORATORY			5	100%	5
VA PRIMARY CARE ANNEX			5	100%	5
THE RETREAT AT PORT ORANGE			5	100%	5
WELL HEALTH WORKS, LLC - THE GARDEN THEATER		5			5
BIOTECH CLINICAL LABORATORY			5	100%	5
LPG PEDIATRICS AT CAPE CORAL		5			5
ADVENTHEALTH GORDON		4	1	20%	5
EXCEL URGENT CARE OF NJ, LLC		3	2	40%	5
CVS SC2269POCT COLUMBIA		4	1	20%	5
PEDIATRIC URGENT HEALTH CARE			5	100%	5
REGIONAL MEDICAL CENTER BAYONET POINT			5	100%	5
IVY CREEK URGENT CARE OF ENTERPRISE			5	100%	5
MEDEXPRESS URGENT CARE - BECKLEY		3	2	40%	5
CVS NV408817POCT LAS VEGAS		1	4	80%	5
CLINICAL CARE INC			5	100%	5
QUENTIN N BURDICK MEMORIAL HEALTH CARE		5			5
AHF PUBLIC HEALTH LABORATORY			5	100%	5
CVS CA9963POCT SAN DIEGO		5			5
MINUTECLINIC DIAG OF IND, LLC #6553		5			5
FLAGLER HEALTH SERVICES INC			5	100%	5
CVS GA2279POCT SUWANEE		5			5
ARKANSAS DEPARTMENT OF HEALTH			5	100%	5
THE DOCTOR'S OFFICE OF WEST CALDWELL		5			5
TAMPA FAMILY HEALTH CENTER		1	4	80%	5
FRESENIUS MEDICAL CARE			5	100%	5
BAPTIST HEALTH - TOWN CENTER			5	100%	5
MEDEXPRESS URGENT CARE - WILKES BARRE		4	1	20%	5
MEDEXPRESS URGENT CARE - MOUNTAIN HOME		4	1	20%	5
MINUTECLINIC LLC (2335)		4	1	20%	5
ADVANCED PEDIATRICS OF BOCA LLC			5	100%	5
FRANCES WARDE MEDICAL LABORATORY		2	3	60%	5

COVID-19: testing by laboratory

Data through May 8, 2021 verified as of May 9, 2021 at 09:25 AM

Data in this report are provisional and subject to change.

The numbers in the table below represent the number of Florida and non-Florida residents for whom test results were received by the Department of Health. A person can be tested by more than one laboratory and can have both positive and negative results. **Therefore, the sum of the numbers in each column will be larger than the total number of people tested.**

Reporting lab	Inconclusive	Negative	Positive	Percent positive	Total
SOUTH BEND MEDICAL FOUNDATION			5	100%	5
COPELAND MEDICAL CLINIC		3	2	40%	5
FARRIOR FACIAL PLASTIC SURGERY		5			5
CVS AZ10150POCT PHOENIX		4	1	20%	5
DIAGNOSTECHS		4	1	20%	5
Walker BaptistMedCtr		4	1	20%	5
CARENOW URGENT CARE - WINTER SPRINGS		4	1	20%	5
MEDEXPRESS URGENT CARE- ALLISON PARK		3	2	40%	5
DELTONA VA CBOC		4	1	20%	5
JOSEPH SCHENKER MD PC		5			5
MEDEXPRESS URGENT CARE - SOUTH PARKERSBURG		5			5
Rosedale Green		5			5
MIDDLEBURG VA CBOC		4	1	20%	5
ADERHOLT MEDICAL, LLC		5			5
OPTUMCARE FLORIDA, LLC		3	2	40%	5
CVS KY2332POCT GEORGETOWN		4	1	20%	5
ELITE CARE			5	100%	5
FELICIDAD MEDICAL CENTER INC			5	100%	5
SUTTER TRACY COMMUNITY HOSPITAL			5	100%	5
JOE DIMAGGIO CHILDREN'S HOSPITAL		1	4	80%	5
BAYSHORE LABORATORY		4	1	20%	5
RUSH UNIVERSITY MEDICAL CENTER LABORATORY			5	100%	5
JUPITER ISLAND MEDICAL CLINIC INC		5			5
RURAL/METRO MIDSOUTH,		5			5
LABCORP UNSPECIFIED		5			5
HILLSBOROUGH COUNTY HEALTH DEPARTMENT			5	100%	5
CVS CA9606POCT TEMECULA		5			5
THE CLINIC OF PEDIATRICS & GI MEDICINE, INC			5	100%	5
BAPTIST HOSPITAL EMPLOYEE HEALTH OFF			5	100%	5
TANNER MEDICAL CENTER EAST AL		5			5
PRL NYC PANDEMIC RESPONSE LAB			5	100%	5
WASHINGTON STATE DEPARTMENT OF HEALTH PUBLIC HEALTH LABORATORIES			5	100%	5
RAS MEDICAL SOLUTIONS, LLC		4	1	20%	5
MONROE COUNTY DEPT OF PUBLIC HEALTH ST		5			5
MASSASHUSETTS STATE LAB INSTITUTE		2	3	60%	5
NOVANT HEALTH UVA		2	3	60%	5
LABS PLUS LLC		5			5
CLINICAL LABORATORIES OF THE BUFFALO		4	1	20%	5
WOODHULL MEDICAL AND MENTAL HEALTH CTR		5			5
CYPRESS CREEK MEDICAL CENTER			5	100%	5
PHYSICIANS QUALITY CARE			5	100%	5
PATIENT FIRST - ALLENTOWN			5	100%	5
MEDEXPRESS URGENT CARE - WALDORF, CRAIN HWY		5			5
MEDHELP 280		5			5
LAFAYETTE NURSING AND REHAB			5	100%	5
Kroger 099 - The Little Clinic Fort Collins		5			5

COVID-19: testing by laboratory

Data through May 8, 2021 verified as of May 9, 2021 at 09:25 AM

Data in this report are provisional and subject to change.

The numbers in the table below represent the number of Florida and non-Florida residents for whom test results were received by the Department of Health. A person can be tested by more than one laboratory and can have both positive and negative results. **Therefore, the sum of the numbers in each column will be larger than the total number of people tested.**

Reporting lab	Inconclusive	Negative	Positive	Percent positive	Total
MINUTECLINIC DIAGNOSTIC MED GRP OF ORA		4	1	20%	5
THONOTOSASSA COMMUNITY HEALTH CENTER		1	4	80%	5
XRL SXF REF LAB		5			5
SJH			5	100%	5
THE LITTLE CLINIC			5	100%	5
IPSUM DIAGNOSTICS LLC		5			5
EAST CENTRAL FLORIDA OUT PATIENT IMAGING			5	100%	5
STVHCS - Dental Outpatient Clinic		5			5
PIEDMONT NEWNAN HOSPITAL		4	1	20%	5
WALGREENS# 00323		5			5
WINCHESTER MEDICAL CENTER			5	100%	5
CVS SC1540POCT MYRTLE BEACH		4	1	20%	5
BRIGHAM AND WOMEN'S HOSPITAL		1	4	80%	5
PREMIER PEDIATRICS		1	4	80%	5
CVS MA2172POCT NORTH GRAFTON		5			5
CITRUS HEALTH NETWORK INC		2	3	60%	5
CVS TN6414POCT SMYRNA		3	2	40%	5
FLORIDA HOSPITAL LAKE MARY		5			5
CVS MA929POCT FRANKLIN		5			5
FOUNDCARE, INC			5	100%	5
MEDEXPRESS URGENT CARE- COLUMBIA HEIGH		5			5
MARION COUNTY FIRE RESCUE		3	2	40%	5
WASHINGTON COLLEGE HEALTH SERVICES		5			5
CARE CENTER OF LAKE PLACID		1	4	80%	5
MEDEXPRESS URGENT CARE - CHERRY HILL		5			5
THE UNIVERSITY OF VERMONT MEDICAL CENTER		4	1	20%	5
KEYSTONE REHABILITATION AND HEALTH CENTER		1	4	80%	5
HELIX URGENT CARE			5	100%	5
PHYSICIANS IMMEDIATE CARE ELGIN			5	100%	5
REELFOOT FAMILY WALK IN CLINIC		4	1	20%	5
LEVY COUNTY DEPT. OF PUBLIC SAFETY		2	3	60%	5
PM PEDIATRICS OF SELDEN		3	2	40%	5
DEPARTMENT OF PATHOLOGY ROME MEMORIAL		3	2	40%	5
PREMIER MEDICAL LABORATORY	1	2	2	40%	5
INDIAN RIVER PRIMARY CARE PA		5			5
CAREHERE LCS- EUSTIS			5	100%	5
CVS IN6757POCT COLUMBUS		5			5
ADVANCED HEART CARE OF SOUTH FLORIDA		5			5
NORTH DADE NURSING AND REHABILITATION CENTER			5	100%	5
HAWTHORNE HEALTH AND REHABILITATION			5	100%	5
PBSO HEALTH AND WELLNESS CENTER		1	4	80%	5
ELDER ALTERNATIVES INC		3	2	40%	5
Arbors at Marietta		5			5
MENORAH MANOR			5	100%	5
CVS NC7548POCT FUQUAY VARINA		4	1	20%	5
ENT AND ALLERGY ASSOCIATES OF FLORIDA, LLC			5	100%	5

COVID-19: testing by laboratory

Data through May 8, 2021 verified as of May 9, 2021 at 09:25 AM

Data in this report are provisional and subject to change.

The numbers in the table below represent the number of Florida and non-Florida residents for whom test results were received by the Department of Health. A person can be tested by more than one laboratory and can have both positive and negative results. **Therefore, the sum of the numbers in each column will be larger than the total number of people tested.**

Reporting lab	Inconclusive	Negative	Positive	Percent positive	Total
URGENT CARE OF ERWIN		5			5
BOROPARK URGENT CARE		4	1	20%	5
MINNESOTA DEPARTMENT OF HEALTH PUBLIC HEALTH LABORATORY DIVISION	1		4	80%	5
PINECREST PEDIATRICS GROUP LLC			5	100%	5
CVS OH6149POCT UPPER ARLINGTON		2	3	60%	5
CARENOW URGENT CARE - CENTRAL AUSTIN		1	4	80%	5
ALVARO J DANGOND MD PA		4	1	20%	5
GOOD SAMARITAN HOSPITAL		3	2	40%	5
FALLSBURG CHAI		5			5
CLEVELAND CLINIC MARTIN HEALTH NURSING & RESTORATIVE		5			5
MINUTECLINIC DIAGNOSTIC OF PENNSYLVANIA, LLD #1545		5			5
MARIANNA CBOC		5			5
MORGAN STANLEY HEALTH CENTER		5			5
THE DOCTORS CENTER HEALTHCARE-SOUTHSIDE		1	4	80%	5
CVS MA394POCT SEEKONK		5			5
MD ANDERSON CANCER CENTER DI BAY AREA			5	100%	5
MEDEXPRESS URGENT CARE HUNTINGTON		5			5
UCF STUDENT HEALTH SERVICES LABORATORY		2	3	60%	5
UNC HOSPITAL/MCLENDON CLINICAL LABORATORIES			5	100%	5
MEDEXPRESS URGENT CARE LAVALE		5			5
INTERNAL MEDICINE & PRIMARY CARE ASSOCIATES, PLC			5	100%	5
APC PEDIATRICS			5	100%	5
URGENT CARE COASTAL GA			5	100%	5
SKYLINE UROLOGY		5			5
Oceanside Health & Rehabilitation Center		5			5
MEDEXPRESS URGENT CARE - FREDERICK		5			5
PIEDMONT FAYETTE HOSPITAL		3	2	40%	5
LAKE MARY HEALTH AND REHABILITATION CENTER		1	4	80%	5
BUEN PASTOR MEDICAL CENTER, INC			5	100%	5
CANDLER HOSPITAL PATHOLOGY LABORATORY		3	2	40%	5
SOUTH FLORIDA FAMILY HEALTH & RESEARCH CTR			5	100%	5
ALPHADERA LABS, LLC			5	100%	5
CVS OK6225POCT EDMOND		5			5
PARADISE VILLA ALF INCORPORATED		5			5
GULF COAST VETERANS HCS PANAMA CITY OPC		5			5
CHAMPLAIN VALLEY PHYSICIANS HOSPITAL		3	2	40%	5
ST JOSEPHS BEHAVIORAL HEALTH CENTER			5	100%	5
EAST BANK HOSPITAL - UNIVERSITY OF MINNESOTA MEDICAL CENTER			5	100%	5
CVS IL7017POCT BLOOMINGTON		5			5
ST LUCIE COUNTY HEALTH DEPARTMENT		4	1	20%	5
MEDEXPRESS URGENT CARE - BRIDGEVILLE		5			5
ManorCare Rehabilitation Center- Decatur		5			5
BEACH HOUSE		5			5
NEW YORK STATE DEPARTMENT OF HEALTH			5	100%	5
NAVAL MEDICAL CENTER			5	100%	5
PRECISION LABS LLC		2	3	60%	5

COVID-19: testing by laboratory

Data through May 8, 2021 verified as of May 9, 2021 at 09:25 AM

Data in this report are provisional and subject to change.

The numbers in the table below represent the number of Florida and non-Florida residents for whom test results were received by the Department of Health. A person can be tested by more than one laboratory and can have both positive and negative results. **Therefore, the sum of the numbers in each column will be larger than the total number of people tested.**

Reporting lab	Inconclusive	Negative	Positive	Percent positive	Total
FINLAY		1	4	80%	5
IMMERSION RESIDENTIAL LLC			5	100%	5
ST JOSEPHS HOSPITAL PATHOLOGY LAB		4	1	20%	5
CVS PA258POCT MCKEES ROCKS		5			5
FAMILY TREE DNA			5	100%	5
WYOMING PUBLIC HEALTH LAB			5	100%	5
FRESENIUS KIDNEY CARE SOUTH ORLANDO			5	100%	5
PHOEBE SUMTER MEDICAL CENTER LABORATORY		4	1	20%	5
AMAVIDA		5			5
MINUTECLINIC DIAGNOSTIC OF PENNSYLVAN		4	1	20%	5
LabCorp of America			5	100%	5
LAKE COUNTY DETENTION CENTER		3	2	40%	5
ST JOHNS BIOMEDICAL LAB		5			5
KETTERING HEALTH			5	100%	5
PATIENT FIRST			5	100%	5
CVS PA1657POCT YORK		4	1	20%	5
MINUTECLINIC DIAGNOSTIC MED GRP OF SAN		4	1	20%	5
MID FLORIDA HEALTH INC			5	100%	5
HELIX DIAGNOSTIX		2	3	60%	5
GRADY MEMORIAL HOSPITAL/MICRO			5	100%	5
WILLOW CREEK RETIREMENT CENTER		5			5
NORTHERN MICHIGAN UNIVERSITY ATHLETICS		5			5
MEDICAL UNIVERSITY SC HOSPITAL			5	100%	5
RELIANT IMMUNE DIAGNOSTICS			5	100%	5
EASTSIDE MEDICAL CENTER		5			5
AEL KNOXVILLE			5	100%	5
INVERNESS FAMILY CARE HIGH RISK PLLC			5	100%	5
WEST PACIFIC MEDICAL LABORATORY			5	100%	5
CVS IL8750POCT CHICAGO		3	2	40%	5
MEDEXPRESS URGENT CARE PENNSVILLE		3	2	40%	5
GIEBEIG FAMILY MEDICINE PA			5	100%	5
Samuel S. Stratton VAMC		5			5
HillSpring of Springboro		5			5
DEPARTMENT OF HEALTH AND HUMAN SERVICES LANSING			5	100%	5
MD NOW MEDICAL CENTER INC			5	100%	5
INFECTION CONTROL/ EMPHEALTH		3	2	40%	5
UNIVERSITY OF CHICAGO MEDICAL CENTER LAB			5	100%	5
APOLLO GARDENS RETIREMENT RESIDENCE CARE		5			5
OMNICARE PHARMACY OF TEXAS 1, LP DBA OMNICARE		5			5
TMH PHYSICIAN PARTNERS SOUTHWOOD		1	4	80%	5
PEDIATRICS OF CENTRAL FLORIDA – POINCIANA		3	2	40%	5
HAVEN CUSTEAD CARE CENTER		1	3	75%	4
ASCENSION ST VINCENT'S MEDICAL CENTER		3	1	25%	4
ST JOHN'S RIVERSIDE HOSPITAL		3	1	25%	4
CVS TX7156POCT RICHARDSON		4			4
MEDEXPRESS URGENT CARE, LANCASTER WEST		2	2	50%	4

COVID-19: testing by laboratory

Data through May 8, 2021 verified as of May 9, 2021 at 09:25 AM

Data in this report are provisional and subject to change.

The numbers in the table below represent the number of Florida and non-Florida residents for whom test results were received by the Department of Health. A person can be tested by more than one laboratory and can have both positive and negative results. **Therefore, the sum of the numbers in each column will be larger than the total number of people tested.**

Reporting lab	Inconclusive	Negative	Positive	Percent positive	Total
LB Broen Home		4			4
Mill Valley Care Center		4			4
COLONIAL MEDICAL CENTER-EAST ORLANDO			4	100%	4
MEDICINE SHOPPE #1306 THE		3	1	25%	4
CAREWELL 202			4	100%	4
BUCKINGHAM PLACE ALF		4			4
Louis Stokes Cleveland VA - Midtown Dialysis Center		4			4
INFINITI LABS INC			4	100%	4
AIREVAC INTERNATIONAL		4			4
COMMUNITY PHYSICIANS OF NORTH PORT PA			4	100%	4
Bethany Health and Rehab		4			4
CVS NH2257POCT MANCHESTER		4			4
MINUTECLINIC DIAG OF IND, LLC #6483		2	2	50%	4
MINUTECLINIC DIAGNOSTIC OF OHIO #5060		4			4
ADVENTHEALTH MEDICAL GROUP PEDIATRICS AT APOKA		4			4
DACH MAIN LAB			4	100%	4
MASSENA HOSPITAL LABORATORY		4			4
FAMILY MEDICINE AT WINTER PARK			4	100%	4
NYC PUBLIC HEALTH LABS			4	100%	4
VIDANT MEDICAL CENTER			4	100%	4
CVS MINUTE CLINIC DIAGNOSTIC MED GRP		4			4
Kroger 186 - The Little Clinic Holiday Manor		3	1	25%	4
MEDEXPRESS URGENT CARE - LITTLE ROCK		3	1	25%	4
AHC of Mckenzie		4			4
CELEBRATION PEDIATRICS			4	100%	4
John L. McClellan Memorial Veterans Hospital		4			4
REHABILITATION CENTER OF WINTER PARK,THE			4	100%	4
ASPEN VALLEY HOSPITAL			4	100%	4
LIFEHOPE LABS			4	100%	4
Medilodge of Alpena		4			4
MIDDLETON PEDIATRICS			4	100%	4
Health Care Center of Jacksonville			4	100%	4
IMA MEDICAL CENTER OF OVIEDO			4	100%	4
LAKE FOREST PARK OP CO LLC		4			4
HAWAII DEPARTMENT OF HEALTH			4	100%	4
FLORIDA HEALTHCARE PLAN			4	100%	4
CVS MO4850POCT SPRINGFIELD		4			4
MEDEXPRESS URGENT CARE CHICOPEE		3	1	25%	4
OKLAHOMA STATE UNIVERSITY DIAGNOSTIC LAB			4	100%	4
DEBORAH HEART AND LUNG CENTER		4			4
LOYOLA UNIVERSITY MEDICAL CENTER LABORATORY			4	100%	4
HARBOUR ISLAND PEDIATRICS LLC			4	100%	4
MINUTE CLINIC DIAGNOSTIC OF VIRGINIA, LLC #6292		3	1	25%	4
BELLIN HEALTH LAB		1	3	75%	4
CORTLAND REGIONAL MEDICAL CENTER		4			4
CVS OH4499POCT LYNDHURST		2	2	50%	4

COVID-19: testing by laboratory

Data through May 8, 2021 verified as of May 9, 2021 at 09:25 AM

Data in this report are provisional and subject to change.

The numbers in the table below represent the number of Florida and non-Florida residents for whom test results were received by the Department of Health. A person can be tested by more than one laboratory and can have both positive and negative results. **Therefore, the sum of the numbers in each column will be larger than the total number of people tested.**

Reporting lab	Inconclusive	Negative	Positive	Percent positive	Total
CVS MA920POCT CLINTON		4			4
HEALTHQUEST, INC		3	1	25%	4
NOVANT HEALTH PRESBYTERIAN		2	2	50%	4
MOBIL LAB FOR ALL INC		4			4
CVS CA9858POCT SANTA CLARITA		3	1	25%	4
STANFORD HEALTH CARE ANATOMIC PATHOLOGY & CLINICAL LAB			4	100%	4
Marian Manor, Inc		4			4
PM PEDIATRICS OF BAYSIDE, PLLC - MANHASSET		4			4
CVS MN6811POCT PLYMOUTH		4			4
CVS NH1004POCT SALEM		3	1	25%	4
SOFTCELL L-FORM LABORATORIES, LLC		1	3	75%	4
CVS CA9492POCT YORBA LINDA		4			4
Oak Creek Terrace		4			4
MEDEXPRESS URGENT CARE - TEAYS VALLEY		3	1	25%	4
CVS OH4301POCT NORTHFIELD		4			4
NOT GIVEN		1	3	75%	4
Kroger 895 - The Little Clinic Green Hills		4			4
CVS OH2381POCT LEWIS CENTER		4			4
APOPKA FAMILY HEALTH CENTER		3	1	25%	4
SMOKY MOUNTAIN URGENT CARE AND FAMILY MEDICINE CENTER			4	100%	4
CLINICAL CARE CENTER, INC			4	100%	4
TAVARES VA COMMUNITY OUTPATIENT CLINIC		4			4
Kennedy University Hospital -Wash Twp L		4			4
Willowbrooke Court at Country House		4			4
UNION CITY MANOR NURSING CENTER		4			4
UF HEALTH PATHOLOGY LABORATORIES			4	100%	4
HEALTH EXPRESS URGENT CARE		2	2	50%	4
HOME DOCS		2	2	50%	4
RELIANT ACUTE CARE			4	100%	4
SANFORD SOUTH UNIVERSITY		4			4
MEMORIAL HEALTHCARE SYSTEM		1	3	75%	4
Kroger 339 - The Little Clinic Highlands - Bardstown Road		4			4
OMNICARE PHARMACY OF TEXAS 1		4			4
PENINSULA REGIONAL MED CTR LAB			4	100%	4
MOBILE URGENT CARE			4	100%	4
ANY LAB TEST FAST CORP		3	1	25%	4
BETHESDA HOSPITAL WEST BLOOD GAS LAB			4	100%	4
MEDEXPRESS URGENT CARE - WESTFIELD, E MAIN ST		3	1	25%	4
ST. MARY'S HOSPITAL			4	100%	4
INTERMOUNTAIN HEALTHCARE CENTRAL LABORATORY			4	100%	4
VA SALT LAKE CITY HCS		4			4
CVS MA969POCT PALMER		4			4
FLORIDA HEART AND VASCULAR			4	100%	4
KENTUCKY CABINET FOR HEALTH AND FAMILY SERVICES			4	100%	4
Sears Coastal Nursing and Rehab		4			4
DYNACARE LABORATORIES			4	100%	4

COVID-19: testing by laboratory

Data through May 8, 2021 verified as of May 9, 2021 at 09:25 AM

Data in this report are provisional and subject to change.

The numbers in the table below represent the number of Florida and non-Florida residents for whom test results were received by the Department of Health. A person can be tested by more than one laboratory and can have both positive and negative results. **Therefore, the sum of the numbers in each column will be larger than the total number of people tested.**

Reporting lab	Inconclusive	Negative	Positive	Percent positive	Total
CANOPY PEDIATRICS		4			4
ADVANCED URGENT CARE LLC		1	3	75%	4
ELIZABETH CITY HEALTH & REHABILITATION		4			4
VITAL CARE URGENT CARE			4	100%	4
SINAI PLAZA NURSING AND REHAB CENTER			4	100%	4
PM PEDIATRICS OF SELDEN PLLC		4			4
CULLMAN REGIONAL MEDICAL CENTER		3	1	25%	4
SOUTH BAY CORRECTIONAL FACILITY			4	100%	4
L3HARRIS FAMILY MEDICAL CENTER			4	100%	4
CVS MA915POCT BEVERLY		2	2	50%	4
CVS OH4300POCT STRONGSVILLE		4			4
MINUTECLINIC DIAGNOSTIC OF TEXAS, LLC #7435		2	2	50%	4
DR. G'S URGENT CARE			4	100%	4
CVS IN7653POCT EVANSVILLE		3	1	25%	4
PILGRIM PHARMACY INC		4			4
MD ANDERSON			4	100%	4
MPG JACKSONVILLE ATLANTIC BLVD		1	3	75%	4
CVS MI8091POCT FRASER		3	1	25%	4
CVS AZ33POCT TEMPE		4			4
BARTON MEMORIAL HOSPITAL		3	1	25%	4
MARSHFIELD LABORATORIES			4	100%	4
Kroger 124 - The Little Clinic University		3	1	25%	4
1ST CHOICE URGENT CARE CENTER LLC		3	1	25%	4
FLORENCE - HUNTSVILLE HOSPITAL URGENT CARE		3	1	25%	4
MED + URGENT MEDICAL CARE SERVICES		4			4
CAREMOUNT MEDICAL PC - BEDFORD URGENT		4			4
SIGNATURE CARE EMERGENCY CENTER		2	2	50%	4
DTR LABS		3	1	25%	4
WALGREENS #3811		1	3	75%	4
GASTROENTEROLOGY ASSOC OF PENSACOLA, PA		2	2	50%	4
FISHERMEN'S HOSPITAL			4	100%	4
Park Ridge Nursing Center		3	1	25%	4
PLAINVIEW PRIMARY CARE		4			4
TMH REHABILITATION CENTER		4			4
Kroger 752 - The Little Clinic Central Station		3	1	25%	4
MIAMI COMMUNITY HEALTH CENTER INC		1	3	75%	4
RAJ K PAI MD PA			4	100%	4
MEDEXPRESS URGENT CARE - ROCKAWAY		4			4
DERMATOLOGY SPECIALISTS OF FL - DR. JON WARD			4	100%	4
MEDEXPRESS URGENT CARE - SOMERSET TOWNSHIP		4			4
PANCARE HEALTH - PONCE DE LEON			4	100%	4
CALLE OCHO DIALYSIS			4	100%	4
WALGREENS #04311		4			4
MEDEXPRESS URGENT CARE- FORT WORTH N T		4			4
SONIC REFERENCE LABORATORY			4	100%	4
MICHIGAN HEALTH CLINIC LABORATORIES		3	1	25%	4

COVID-19: testing by laboratory

Data through May 8, 2021 verified as of May 9, 2021 at 09:25 AM

Data in this report are provisional and subject to change.

The numbers in the table below represent the number of Florida and non-Florida residents for whom test results were received by the Department of Health. A person can be tested by more than one laboratory and can have both positive and negative results. **Therefore, the sum of the numbers in each column will be larger than the total number of people tested.**

Reporting lab	Inconclusive	Negative	Positive	Percent positive	Total
LAHEY CLINIC MEDICAL CENTER			4	100%	4
CHILDREN'S MEDICAL GROUP		4			4
VA Ann Arbor HCS		3	1	25%	4
MEMORIAL HEALTH CARE SYSTEMS			4	100%	4
INDIAN RIVER SHERIFF OFFICE		4			4
Metro West Nursing and Rehab			4	100%	4
UNIVERSITY OF MIAMI HOSPITALS & CLINIC			4	100%	4
WELLMED AT SOUTH STUART		3	1	25%	4
Georgiana Health and Rehabilitation, LLC		4			4
CENTERPLACE HEALTH, INC			4	100%	4
Harbor House		4			4
PROMPT CARE OF CENTRAL FLORIDA LLC		1	3	75%	4
ManorCare Health Services Camp Hill		4			4
FAMILY MEDICAL CLINIC HOMESTEAD, LLC			4	100%	4
URGENT CARE - OCONEE		2	2	50%	4
UNIVERSITY OF MICHIGAN		2	2	50%	4
FLORIDA MEDICAL CENTER		1	3	75%	4
Brookcrest Nursing Home		4			4
CVS TX3292POCT WYLIE		4			4
CVS NC2749POCT CONCORD		4			4
Crowne Health Care of Greenville		4			4
Smoky Mountain Nursing and Rehabilitation Center		4			4
Mitchell Hollingsworth Nursing and Rehab		4			4
CHILDREN'S HEALTHCARE OF ATLANTA		4			4
SUMNER REGIONAL MEDICAL CENTER		3	1	25%	4
BAYLOR ESOTERIC AND MOLECULAR LAB			4	100%	4
SUMMERFORD NURSING HOME, INC.		4			4
PARKWAY DRUGS OF ONEIDA COUNTY NORTH I		3	1	25%	4
Westminster Manor		3	1	25%	4
JUPITER INTERNAL MEDICINE AND ASSOCIATES			4	100%	4
COMMUNITY HEALTH CENTER OF WEST PALM BEACH			4	100%	4
ADVENTHEALTH NEW SMYRNA BEACH COMMUNITY HEALTH			4	100%	4
FLORIDA HOSPITAL PHYSICIANS GROUP		1	3	75%	4
WINDER NURSING INC DBA WINDER HEALTH CARE		4			4
CVS OH2486POCT NILES		2	2	50%	4
JFK INTERNAL MEDICINE FACULTY PRACTICE		2	2	50%	4
ORANGE COUNTY HEALTH DEPARTMENT		2	2	50%	4
LATCHER LABORATORY OF A O FOX MEMORIAL		2	2	50%	4
AFFINITY URGENT CARE			4	100%	4
BETTERMED URGENT CARE			4	100%	4
ARCPPOINT LABS OF FORT LAUDERDALE, FL CENTRAL		1	3	75%	4
Glenis Dr VA Outpatient Clinic		3	1	25%	4
WHITE EARTH IHS MAIN LAB		4			4
MONTANA DEPARTMENT OF PUBLIC HEALTH & HUMAN SERVICES			4	100%	4
NEXT BIO RESEARCH SERVICES, LLC		1	3	75%	4
DEPARTMENT OF HEALTH/ NEW YORK			4	100%	4

COVID-19: testing by laboratory

Data through May 8, 2021 verified as of May 9, 2021 at 09:25 AM

Data in this report are provisional and subject to change.

The numbers in the table below represent the number of Florida and non-Florida residents for whom test results were received by the Department of Health. A person can be tested by more than one laboratory and can have both positive and negative results. **Therefore, the sum of the numbers in each column will be larger than the total number of people tested.**

Reporting lab	Inconclusive	Negative	Positive	Percent positive	Total
UNIVERSITY OF WASHINGTON MEDICAL CENTER (UWMC) EMERGENCY DEPT.			4	100%	4
ADVENTHEALTH MEDICAL GROUP ADULT AND SENIOR HEALTH		1	3	75%	4
GERALD CHAMPION REGIONAL MEDICAL CENTE		4			4
University Plaza Rehabilitation and Nursing			4	100%	4
WALGREENS #07034		4			4
MINUTECLINIC DIAGNOSTIC OF NORTH CARO		4			4
Crowne Health Care of Montgomery		4			4
KAISER PERMANENTE REGIONAL LAB		4			4
CVS CA9497POCT IRVINE		4			4
CAREWELL URGENT CARE			4	100%	4
GUTHRIE MEDICAL GROUP - CORNING		3	1	25%	4
CONSOLIDATED LABORATORY SERVICES			4	100%	4
NEULIFE NEUROLOGICAL SERVICES LLC			4	100%	4
PREMIER PEDIATRICS LLC			4	100%	4
CALUSA HARBOUR			4	100%	4
DEPARTMENT OF HEALTH AND ENVIRONMENTAL CONTROL			4	100%	4
PDL PHARMACY CORP			4	100%	4
VA OUTPATIENT PHARMACY			4	100%	4
MEDEXPRESS URGENT CARE-VINLAND SOUTH		3	1	25%	4
LAKE MARY PEDIATRICS			4	100%	4
MEDICAL CENTER ENTERPRISE			4	100%	4
LEON MEDICAL CENTERS, LLC			4	100%	4
HARBORCHASE OF VILLAGES CROSSING			4	100%	4
CROSSROADS URGENT CARE PLLC		4			4
ADMERA HEALTH			4	100%	4
COVID PROCESSING SITE			4	100%	4
HACKENSACK MERIDIAN URGENT CARE, PC		4			4
THE OASIS ALF		4			4
FLORIDA CANCER SPECIALISTS AND RESEARCH		2	2	50%	4
Good Samaritan Society - Fairfield Glade		4			4
CARTERSVILLE MEDICAL CENTER		1	3	75%	4
SACRED HEART HEALTH SYSTEMS INC			4	100%	4
MINUTECLINIC DIAG OF IND, LLC #6908		4			4
JOHNNIE RUTH CLARKE LAB			4	100%	4
MAILBOX DIAGNOSTICS		2	2	50%	4
BIOTEST PLASMA CENTER		4			4
MINUTECLINIC DIAGNOSTIC OF NH, LLC (CL		3	1	25%	4
FLORIDA ADDICTION AND RECOVERY CENTER INC		4			4
Kroger 959 - The Little Clinic Carmel		4			4
BETHPAGE EXTENDED HOURS CENTER		4			4
CVS MA2297677CV BOSTON		4			4
PORT ORANGE NURSING & REHAB			4	100%	4
RML PHARMACY PC		4			4
ENGLE CENTER FOR HEALTH SERVICES		4			4
COMMUNITY HEALTH CENTERS INC			4	100%	4
PANCARE HEALTH YOUNGSTOWN			4	100%	4

COVID-19: testing by laboratory

Data through May 8, 2021 verified as of May 9, 2021 at 09:25 AM

Data in this report are provisional and subject to change.

The numbers in the table below represent the number of Florida and non-Florida residents for whom test results were received by the Department of Health. A person can be tested by more than one laboratory and can have both positive and negative results. **Therefore, the sum of the numbers in each column will be larger than the total number of people tested.**

Reporting lab	Inconclusive	Negative	Positive	Percent positive	Total
FHPG TAMPA PRIMARY CARE			4	100%	4
CARENOW-LEBANON		2	2	50%	4
ENCOMPASS HOME HEALTH		4			4
Lakeview Village		4			4
SOUTHWESTERN REGIONAL MEDICAL CENTER - TULSA		4			4
CVS PA10825POCT PLYMOUTH MEETING		4			4
EMERALD TRACE		4			4
TARPON SPRINGS PEDIATRICS, LLC			4	100%	4
PRESBYTERIAN FAMILY HEALTHCARE-KASEMAN		4			4
MEDEXPRESS URGENT CARE - FORT SMITH		4			4
ACHN CLINIC			4	100%	4
ROAN DRUG COMPANY LLC		4			4
AURORA BAYCARE UROLOGY			4	100%	4
MAYO CLINIC BEACHES PRIMARY CARE CTR		3	1	25%	4
BRANDON REGIONAL EMERGENCY CTR			4	100%	4
MEDEXPRESS URGENT CARE - WEST ST PAUL, ROBERT ST S		3	1	25%	4
MAURY REGIONAL MEDICAL CENTER		4			4
ACCENT PHYSICIAN SPECIALISTS PA		4			4
CVS CA9145POCT SANTEE		3	1	25%	4
UAB URGENT CARE CLINIC			4	100%	4
PHYSICIANS IMMEDIATE CARE AURORA			4	100%	4
TRUE HEALTH- HOFFNER		3	1	25%	4
ELITE PRIMARY CARE OF WAYCROSS		1	3	75%	4
MEDEXPRESS URGENT CARE-SELINSGROVE		3	1	25%	4
Hunterdon Medical Center Laboratory		4			4
GENUS DIAGNOSTICS			4	100%	4
MEDEXPRESS URGENT CARE NORWIN		4			4
SINAI POST ACUTE NURSING AND REHAB CE		4			4
ORLANDO REGIONAL HEALTH SERVICES		2	2	50%	4
WOMEN'S CARE FLORIDA, LLC		4			4
BETHPAGE MEDICAL PLLC		4			4
ST. LUKE'S HOSPITAL - BETHLEHEM CAMPUS		1	3	75%	4
OHIO CVS STORES		3	1	25%	4
PEACEHEALTH LABORATORIES		3	1	25%	4
EXTENDICARE HEALTH & REHAB CENTER		4			4
WILLIAM S MIDDLETON MEMORIAL VET HOSP		4			4
WESLEY CHAPEL INTERNAL MEDICINE AND PEDIATRICS			4	100%	4
SOUTHEASTERN REGIONAL MEDICAL CENTER			4	100%	4
MINUTECLINIC DIAGNOSTIC OF PA LLC		4			4
AIRPORT CLINIC			4	100%	4
MEDEXPRESS URGENT CARE - TULSA, S YALE AVE		4			4
UNIVERSITY OF MIAMI STUDENT HEALTH SERVICE			4	100%	4
BEAUFORT MEMORIAL			4	100%	4
CAPITAL HEALTH LABORATORY INC			4	100%	4
ADVENTHEALTH MEDICAL GROUP COMMUNITY MEDICINE		3	1	25%	4
CVS IL2297144CV CHICAGO		4			4

COVID-19: testing by laboratory

Data through May 8, 2021 verified as of May 9, 2021 at 09:25 AM

Data in this report are provisional and subject to change.

The numbers in the table below represent the number of Florida and non-Florida residents for whom test results were received by the Department of Health. A person can be tested by more than one laboratory and can have both positive and negative results. **Therefore, the sum of the numbers in each column will be larger than the total number of people tested.**

Reporting lab	Inconclusive	Negative	Positive	Percent positive	Total
LEESBURG REGIONAL MEDICAL CENTER URGENT CARE			4	100%	4
Overton Brooks VAMC		4			4
MINUTECLINIC DIAG OF IND, LLC #6472		4			4
INTERMARKET FACILITY			4	100%	4
SunTerrace Health Care Center		3	1	25%	4
LIVERNE HEALTH AND REHABILITATION		4			4
FAMILY MEDICINE AT WATERMAN		4			4
SOUTH MIAMI HOSPITAL		1	3	75%	4
NHC HealthCare, Pulaski		4			4
EAST TENNESSEE CHILDREN'S HOSPITAL		3	1	25%	4
MEDEXPRESS URGENT CARE-ARLINGTON		3	1	25%	4
WILLIAM A HINTON STATE LABORATORY INSTITUTE		1	3	75%	4
AKRON GENERAL MEDICAL CENTER MAIN		4			4
CVS NE5714POCT OMAHA		3	1	25%	4
CVS CA9803POCT RIVERSIDE		4			4
OPTUM OF RED ROAD		4			4
CVS PA1193POCT JENKINTOWN		4			4
Heartland of Boynton Beach			4	100%	4
SOMA MEDICAL CENTER PA #3 PALOMINO			4	100%	4
MEDEXPRESS URGENT CARE - WICHITA, S SENECA ST		2	2	50%	4
CENTRAL FLORIDA INTERNAL OCCUPATIONAL AND		4			4
ELEVATION DIAGNOSTICS		4			4
CVS TX5807POCT PEARLAND		4			4
NDX-CORE LAB			4	100%	4
CAPTAIN JAMES A. LOVELL FEDERAL HEALTHCARE CENTER			4	100%	4
HELIX BIOMEDICS LLC			4	100%	4
COOK HOSPITAL AND CARE CENTER		3	1	25%	4
URGENT CARE OF THE SMOKIES			4	100%	4
MINUTECLINIC, LLC #5707		4			4
ACCESS RECOVERY SOLUTIONS LLC			4	100%	4
PRIMECARE		2	2	50%	4
DEACONESS HOSPITAL			4	100%	4
MOUNT SINAI AVENTURA DIAGNOSTIC CENTER			4	100%	4
MYKIDZMD PEDIATRICS PLLC		4			4
OLEAN GENERAL HOSPITAL		4			4
State Lab Unspecifd			4	100%	4
EPI			4	100%	4
FASTMED URGENT CARE			4	100%	4
Kroger 125 - The Little Clinic Castle Rock		3	1	25%	4
MC DIAGNOSTIC OF CONNECTICUT, PC #252		3	1	25%	4
ARCPPOINT LABS OF ALTAMONTE SPRINGS		2	2	50%	4
MEDEXPRESS URGENT CARE - CINNAMINSON		3	1	25%	4
CRESTAR LABS		2	2	50%	4
CVS TX1057POCT SAN ANTONIO		3	1	25%	4
MEDEXPRESS URGENT CARE, HANOVER		3	1	25%	4
NEMOURS CHILDREN'S CLINIC			4	100%	4

COVID-19: testing by laboratory

Data through May 8, 2021 verified as of May 9, 2021 at 09:25 AM

Data in this report are provisional and subject to change.

The numbers in the table below represent the number of Florida and non-Florida residents for whom test results were received by the Department of Health. A person can be tested by more than one laboratory and can have both positive and negative results. **Therefore, the sum of the numbers in each column will be larger than the total number of people tested.**

Reporting lab	Inconclusive	Negative	Positive	Percent positive	Total
NHC HealthCare, Cookeville		4			4
HAMPTON ALF AT 24TH ROAD LLC			4	100%	4
AFC URGENT CARE GUNBARREL			4	100%	4
MEDEXPRESS URGENT CARE, FAIRMONT		4			4
CVS MA217POCT TEWKSBURY		3	1	25%	4
WALGREENS # 09788		4			4
SHARP MEMORIAL HOSPITAL MICROBIOLOGY DEPT			4	100%	4
HALIFAX HEALTH CARE FOR WOMEN		3	1	25%	4
H/L of West Ashley Rehabilitation and Nursing Center		4			4
REGIONAL MEDICAL LAB			4	100%	4
CVS OH6164POCT DELAWARE		4			4
LIFE CARE HOME HEALTH SERVICES LLC		1	3	75%	4
Millennium Nursing & Rehab Center		4			4
HILLVIEW LABORATORY			4	100%	4
TOTAL RENAL LAB		3	1	25%	4
MEADOWS AT CYPRESS GARDENS, THE		3	1	25%	4
CVS MA2125POCT NATICK		3	1	25%	4
BARRANCO CLINIC PA, THE	1	3			4
SIGNATURE CARE MONTROSE		2	2	50%	4
CVS MINUTE CLINIC		1	3	75%	4
BAYSTATE MEDICAL CENTER		2	2	50%	4
FCHC (OB)-DARWIN SQUARE CTR.			4	100%	4
MINUTECLINIC DIAGNOSTIC OF OHIO #6192		4			4
PINELLAS POINT NURSING AND REHAB			4	100%	4
DEPARTMENT OF HEALTH AND HUMAN SERVICES		2	2	50%	4
LOUISIANA DEPT. OF HEALTH AND HOSPITALS-INFECTIOUS DISEASE EPI SECTION			4	100%	4
MERCY HOSPITAL			4	100%	4
LAKESIDE HOSPITAL BELLE GLADE			4	100%	4
SIMEDHEALTH, LLC		2	2	50%	4
JERSEY IRISH MEDICAL (DBA AFC URGENT C		3	1	25%	4
ST PETE DIRECT PRIMARY CARE		2	2	50%	4
STONE CLINICAL LABORATORIES OF FL LLC		4			4
PALM BEACH CANCER INSTITUTE			4	100%	4
MD NOW URGENT CARE - DELRAY WEST			4	100%	4
CARE ONE PRIMARY CARE			4	100%	4
INDUSTRY LAB DIAGNOSTIC PARTNERS			4	100%	4
FLORIDA HOSPITAL LABORATORIES		4			4
MEDEXPRESS URGENT CARE - RUNNEMEDE		2	2	50%	4
FLORIDA DEPARTMENT OF HEALTH (FDOH)		2	2	50%	4
MEDFIRST URGENT CARE			4	100%	4
BAPTIST HEALTH MEDICAL CENTER			4	100%	4
CVS NV8784POCT LAS VEGAS		3	1	25%	4
GILCHRIST COUNTY HEALTH DEPT			4	100%	4
STEAMBOAT EMERGENCY CENTER			4	100%	4
MARK HOANG MD PA			4	100%	4
Eldorado Rehab & Healthcare		4			4

COVID-19: testing by laboratory

Data through May 8, 2021 verified as of May 9, 2021 at 09:25 AM

Data in this report are provisional and subject to change.

The numbers in the table below represent the number of Florida and non-Florida residents for whom test results were received by the Department of Health. A person can be tested by more than one laboratory and can have both positive and negative results. **Therefore, the sum of the numbers in each column will be larger than the total number of people tested.**

Reporting lab	Inconclusive	Negative	Positive	Percent positive	Total
WELLSTAR PAULDING HOSPITAL		4			4
MEDEXPRESS URGENT CARE - WEXFORD		4			4
FHCP - ORMOND BEACH			4	100%	4
IMIC INC RESEARCH			4	100%	4
AFTER HOURS PEDS			4	100%	4
INTRACOASTAL LABS INC		4			4
COVENIENT CARE MEDICAL CLINIC			4	100%	4
BAPTIST HOSPITAL NURSING/PATIENT CARE			4	100%	4
MEDEXPRESS URGENT CARE - MARKHAM STREE		3	1	25%	4
HAMILTON MEDICAL CENTER LABORATORY		2	2	50%	4
CVS AZ5026POCT MESA		4			4
WELLSTAR DOUGLAS HOSPITAL LABORATORY		4			4
RIVER CITY MEDICAL ASSOCIATES INC			4	100%	4
MINUTECLINIC DIAGNOSTIC OF VIRGINIA, LLC #392		4			4
CONSULATE HEATH CARE AT WEST ALTAMONTE			4	100%	4
HCR ManorCare Greentree		4			4
CLINICAL ASSOCIATES OF ORLANDO LLC		4			4
REFUGE A HEALING PLACE, THE			4	100%	4
MEDAC AT PORTERS NECK			4	100%	4
LABQ CLINICAL DIAGNOSTICS		4			4
REMEDY URGENT CLINIC		2	2	50%	4
MINNESOTA DEPARTMENT OF HEALTH LABORATORY	1		3	75%	4
CVS PA4000POCT INDIANA		4			4
MINUTECLINIC DIAG OF IND LLC #1367		4			4
WE CARE - CARNIVAL CRUISELINE		4			4
SOUTHLAND SUITES OF LAKELAND			4	100%	4
EXPRESS CARE OF TAMPA BAY		4			4
MINUTECLINIC LLC #3351			4	100%	4
BRENTWOOD SENIOR LIVING AT ST PETE			4	100%	4
MEDNOW URGENT CARE		3	1	25%	4
OPTUM FLORIDA		3	1	25%	4
MEDEXPRESS URGENT CARE - ANDERSON		4			4
CVS HEALTH, #5962		4			4
Orchid Cove at Naples			4	100%	4
15 TO KNOW			4	100%	4
POINTE MEDICAL SERVICES INC		2	2	50%	4
ASCENDI HOME HEALTH AGENCY INC			4	100%	4
NAVAL HOSPITAL CAMP PENDLETON			4	100%	4
MOBILE HEALTH MEDICAL SERVICES PC		4			4
EXPRESS TESTING-ONE			4	100%	4
UVA HEALTH SYSTEM MEDICAL LABORATORIES			4	100%	4
FLORIDA HOSPITAL ALTAMONTE		2	2	50%	4
CORIZON HEALTH INC			4	100%	4
HEARTLAND - CHARLESTON OF HANAHAN SC,		4			4
Loretto Health and Rehabilitation Center		4			4
COVANCE CLS			4	100%	4

COVID-19: testing by laboratory

Data through May 8, 2021 verified as of May 9, 2021 at 09:25 AM

Data in this report are provisional and subject to change.

The numbers in the table below represent the number of Florida and non-Florida residents for whom test results were received by the Department of Health. A person can be tested by more than one laboratory and can have both positive and negative results. **Therefore, the sum of the numbers in each column will be larger than the total number of people tested.**

Reporting lab	Inconclusive	Negative	Positive	Percent positive	Total
SOUTH FLORIDA PEDIATRIC PARTNERS			4	100%	4
CVS MA1945POCT HANOVER		3			3
NEWSTAR MEDICAL LABORATORIES		3			3
Walgreens #5984		3			3
SEMINOLE FAMILY HEALTH CENTER		3			3
JERSEY IRISH MEDICAL		3			3
INTERNAL MEDICINE & PEDIATRICS WELLNESS CENTER			3	100%	3
DIGNITY HEALING LLC			3	100%	3
SUNDALE NURSING HOME		3			3
NORTHWEST FLORIDA CLINICAL LAB		1	2	67%	3
SCHIFF CENTER FOR LIVER DISEASES		1	2	67%	3
C19 LABS			3	100%	3
Grandview Health Care Center		3			3
SAMARITAN PACIFIC COMMUNITIES HOSPITAL		2	1	33%	3
TERRACE OF ST CLOUD, THE		2	1	33%	3
F W HUSTON MEDICAL CENTER SENIOR LIVIN		3			3
NEWCARE PRIMARY MEDICINE			3	100%	3
Kroger 768 - The Little Clinic Leestown Rd		2	1	33%	3
IP BOISE 1		2	1	33%	3
MEDICAL CITY DALLAS HOSPITAL			3	100%	3
MINUTECLINIC DIAGNOSTIC PA #3344		3			3
MEDEXPRESS URGENT CARE - RICHMOND, W BROAD ST		3			3
HARDEN DIALYSIS		1	2	67%	3
BRADENTON PHYSICIAN MEDICAL CENTER			3	100%	3
MID FLORIDA CLINICAL LABORATORY		2	1	33%	3
TARRANT COUNTY PUBLIC HEALTH		3			3
RESOLUTE PAIN SOLUTIONS		3			3
WINDERMERE PEDIATRICS			3	100%	3
NEW YORK STATE DEPARTMENT OF HEALTH		1	2	67%	3
BNC Medical Investors, LLC Berrien Nursing & Rehabilitation Center		3			3
OMNI HEALTHCARE INC		1	2	67%	3
Medilodge of Monroe		3			3
MEDEXPRESS URGENT CARE - LINKHORNE		3			3
GINKGO-IXLAYER		3			3
MEDEXPRESS URGENT CARE-SALINA, S 9TH ST		3			3
COOPER UNIVERSITY HOSPITAL LABORATORY		2	1	33%	3
CHEROKEE COUNTY HEALTH AND REHAB CENTER		3			3
Florida Baptist Retirement Center		1	2	67%	3
WEILL CORNELL MEDICAL ASSOCIATES - EAST SIDE		3			3
Maple Lawn MCF		3			3
SURETOX LABORATORY LLC		2	1	33%	3
SUN TERRACE HEALTH CARE CENTER			3	100%	3
BROOKDALE OAKBRIDGE		1	2	67%	3
HEALTH AND WELLNESS URGENT CARE LLC			3	100%	3
FLORIDA LABORATORY ANALYSIS, LLC			3	100%	3
SCIENTIFIC LABORATORY DIVISION			3	100%	3

COVID-19: testing by laboratory

Data through May 8, 2021 verified as of May 9, 2021 at 09:25 AM

Data in this report are provisional and subject to change.

The numbers in the table below represent the number of Florida and non-Florida residents for whom test results were received by the Department of Health. A person can be tested by more than one laboratory and can have both positive and negative results. **Therefore, the sum of the numbers in each column will be larger than the total number of people tested.**

Reporting lab	Inconclusive	Negative	Positive	Percent positive	Total
CAMPAZZI CONCIERGE MEDICAL SERVICES		2	1	33%	3
SCRIPPS CLINIC MEDICAL			3	100%	3
RENE F CEDENO DMD PA		3			3
OLYMPUS HEALTH AND PERFORMANCE			3	100%	3
MEDEXPRESS URGENT CARE GREENSBURG		2	1	33%	3
MINUTE CLINIC DIAGNOSTIC OF KANSAS PA		3			3
VIRGINIA DEPARTMENT OF HEALTH DIVISION OF			3	100%	3
CLARA MAASS TRANSITIONAL CARE UNIT		3			3
ST CLOUD PHARMACY AND WELLNESS CENTER		2	1	33%	3
KAP MEDICAL GROUP, LLC			3	100%	3
CVS PA7132POCT THORNDALE		3			3
ALLIED PHYSICIANS GROUP PLLC		3			3
ASANTE THREE RIVERS MEDICAL CENTER LAB		3			3
CVS PA2296POCT MACUNGIE		3			3
CARECENTER PHARMACY, LLC		3			3
CVS NJ2508POCT MANALAPAN		3			3
PROPATH			3	100%	3
THE OASIS BEACHSIDE		3			3
BOONES CREEK URGENT CARE		1	2	67%	3
PRISMA HEALTH MIDLANDS			3	100%	3
NC STATE LABORATORY OF PUBLIC HEALTH		3			3
NORTH CAROLINA DEPT OF HEALTH & HUMAN SRVCS STATE LAB OF PUBLIC HEALTH			3	100%	3
LRHS Florida Poly Tech		3			3
ACCESS LABORATORIES LLC			3	100%	3
NORTHWELL HEALTH			3	100%	3
PLANT CITY FAMILY CARE		3			3
EMORY CRAWFORD LONG HOSPITAL			3	100%	3
Kroger 387 - The Little Clinic Hubbards Lane		3			3
COASTAL PEDIATRIC CARE			3	100%	3
NORTHERN LIGHT LABORATORY		1	2	67%	3
CVS MA1006POCT BROCKTON		3			3
UHEALTH CORAL SPRINGS			3	100%	3
THE DOCTORS OFFICE OF BRICK, LLC		3			3
INTERCOASTAL FAMILY PRATICE		1	2	67%	3
SOLLIS HEALTH			3	100%	3
Cleveland Clinic Weston			3	100%	3
CONCENTRA - PLANTATION		3			3
HOPE HEALTH CARE, LLC		3			3
SOUTHCARE PHARMACY INC		1	2	67%	3
WEST COCOA PHARMACY			3	100%	3
CVS CA8872POCT ALISO VIEJO		3			3
THE CENTER FOR DISCOVERY		3			3
Maryfield Inc. dba Pennybyrn		3			3
MEDEXPRESS URGENT CARE - CEDAR KNOLLS		3			3
CVS OH4359POCT HUDSON		3			3
TAYLOR MANOR		1	2	67%	3

COVID-19: testing by laboratory

Data through May 8, 2021 verified as of May 9, 2021 at 09:25 AM

Data in this report are provisional and subject to change.

The numbers in the table below represent the number of Florida and non-Florida residents for whom test results were received by the Department of Health. A person can be tested by more than one laboratory and can have both positive and negative results. **Therefore, the sum of the numbers in each column will be larger than the total number of people tested.**

Reporting lab	Inconclusive	Negative	Positive	Percent positive	Total
BOLING, STEPHANIE		3			3
MEDEXPRESS URGENT CARE - JEANNETTE		3			3
OCEAN PEDIATRIC CARE			3	100%	3
CROSSROADS URGENT CARE DBA URGENT TEA		3			3
CARESPOT-WELLINGTON			3	100%	3
LIVINGSTON COUNTY DEPT OF HEALTH REPRO			3	100%	3
CARE ATC ARLINGTON CENTRAL PARK		3			3
NORTH SHORE HOSP. INFECTION CONTROL			3	100%	3
URGENT DOC - URGENT CARE CLINIC			3	100%	3
AFC URGENT CARE/FARRAGUT			3	100%	3
VICAR'S LANDING NURSING HOME		2	1	33%	3
NEW GEN LABS			3	100%	3
PARRISH MEDICAL CENTER-WAIVED TESTING		3			3
AdventHealth Care Center Orlando North			3	100%	3
THE MEDICAL CENTER			3	100%	3
BAYSHORE MEDICAL CENTER LABORATORY		3			3
TIFTON CARECONNECT URGENT CARE			3	100%	3
ORMOND BEACH URGENT CARE			3	100%	3
SOUTHEASTERN IMMEDIATE CARE- MILLEDGEVILLE GA			3	100%	3
CVS NJ1927POCT GREEN BROOK		3			3
EMERALD PARK OF HOLLYWOOD			3	100%	3
CVS CT288POCT BRISTOL		2	1	33%	3
HEALTH SENTRY			3	100%	3
APEX CLINICAL LABORATORIES INC		3			3
WALGREENS #05477		3			3
CROWNE HEALTH CARE OF FORT PAYNE		2	1	33%	3
CVS MA654POCT ACTON		3			3
ESTERO FIRE RESCUE		3			3
CORNERSTONE MEDICAL CARE OF BRANDON		2	1	33%	3
HEALTH EXPRESS		3			3
Broadview Multi-Care Center		3			3
EAST CORE LAB			3	100%	3
PIEDMONT MOUNTAINSIDE HOSPITAL LAB - E		3			3
BOSTON MEDICAL CENTER			3	100%	3
ADVANCED PEDIATRICS			3	100%	3
OCALA REGIONAL KIDNEY CENTER-WEST			3	100%	3
Kingston Care Center of Sylvania		3			3
VELOCITY CARE			3	100%	3
UC CORAL GABLES		1	2	67%	3
NEMOURS CHILDRENS PRIMARY CARE MAITLAND			3	100%	3
COMMUNICABLE DISEASE CONTROL/PUBLIC HEALTH EMERGENCY PREPAREDNESS			3	100%	3
LITTLE SPURS PEDIATRIC URGENT CARE		1	2	67%	3
TIEHH BIOTERRORISM RESPONSE LAB			3	100%	3
CVS MO8555POCT KANSAS CITY		3			3
NATHAN LITTAUER HOSPITAL LAB		3			3
KIDSVILLE PEDIATRICS IV PA		1	2	67%	3

COVID-19: testing by laboratory

Data through May 8, 2021 verified as of May 9, 2021 at 09:25 AM

Data in this report are provisional and subject to change.

The numbers in the table below represent the number of Florida and non-Florida residents for whom test results were received by the Department of Health. A person can be tested by more than one laboratory and can have both positive and negative results. **Therefore, the sum of the numbers in each column will be larger than the total number of people tested.**

Reporting lab	Inconclusive	Negative	Positive	Percent positive	Total
MEMORIAL HERMANN CONSOLIDATED LABORATORY SERVICES			3	100%	3
WALGREENS NO 19542		3			3
MEDEXPRESS URGENT CARE - WHEELING		2	1	33%	3
BE WELL PHARMACY		3			3
WALGREENS #01456		3			3
NORTH NAPLES HOSPITAL RESPIRATORY THERAPY DEPARTMENT			3	100%	3
RAPID CITY RUGENT CARE			3	100%	3
Kroger 093 - The Little Clinic Stapleton		2	1	33%	3
RCA LABORATORY SERVICES LLC			3	100%	3
ASPIRUS WAUSAU HOSPITAL			3	100%	3
AUGUSTA UNIVERISTY MEDICAL CENTER			3	100%	3
BROADWAY HEALTH FLORIDA MEDICAL CLINIC URGENT CARE			3	100%	3
MINUTECLINIC DIAGNOSTIC MEDICAL		3			3
EASTERN NEW MEXICO MEDICAL CENTER		3			3
OCEAN MEDICAL CENTER		2	1	33%	3
CVS OH6167POCT ASHLAND		3			3
MEDEXPRESS URGENT CARE-WILKINS TOWNSHIP, WILLIAM PENN HIGHWAY		3			3
ADVICE FOR OPTIMAL WELLNESS, INC			3	100%	3
EXPRESSCARE URGENT CARE CENTER			3	100%	3
ROANE MEDICAL CENTER		2	1	33%	3
WINDSOR AT OCALA		2	1	33%	3
Englewood Health and Rehab			3	100%	3
ST. PETERSBURG PEDIATRICS- 38TH AVENUE			3	100%	3
THOMAS LANGLEY			3	100%	3
HARBOUR'S EDGE		2	1	33%	3
SAFE PMC		3			3
Kroger 522 - The Little Clinic Gahanna		2	1	33%	3
Domiciliary Rehab & Residential Treatment Program		3			3
B2 URGENT CARE		1	2	67%	3
Michael J Crescenz VA Outpatient Dialysis Center		3			3
Kroger 635 - The Little Clinic Dacula		3			3
MINUTECLINIC, LLC #05814		3			3
CVS AZ7263POCT PHOENIX		3			3
AVANTE INVERNESS		1	2	67%	3
LAURELLWOOD NURSING CENTER		1	2	67%	3
LEXINGTON MEDICAL CENTER		1	2	67%	3
LAB PLUS, LLC AT ASCENSION SAINT THOMA		3			3
CVS IN6555POCT BROWNSBURG		3			3
GENDERXPRESS/PICTURE ME PERFECT IMAGING			3	100%	3
FAMILY FIRST PEDIATRICS			3	100%	3
LEGACY ER & URGENT CARE - FRISCO WEST			3	100%	3
ADVANCE FAMILY PRACTICE LLC□			3	100%	3
PROHEALTH PRIMARY CARE - GLEN OAKS		3			3
CVS PHARMACY INC DBA CVS/PHARMACY #10908		3			3
YOUR DOCTOR'S OFFICE		2	1	33%	3
CEDAR CREST HEALTH CENTER		3			3

COVID-19: testing by laboratory

Data through May 8, 2021 verified as of May 9, 2021 at 09:25 AM

Data in this report are provisional and subject to change.

The numbers in the table below represent the number of Florida and non-Florida residents for whom test results were received by the Department of Health. A person can be tested by more than one laboratory and can have both positive and negative results. **Therefore, the sum of the numbers in each column will be larger than the total number of people tested.**

Reporting lab	Inconclusive	Negative	Positive	Percent positive	Total
W.G. (Bill) Hefner VAMC		3			3
CENTRAL FL INTERNAL MEDICINE ASSOCIATES LLC		3			3
TAMPA INTERNATIONAL AIRPORT			3	100%	3
MANATEE URGENT CARE LLC			3	100%	3
The Good Shepherd		3			3
CLEARWATER		2	1	33%	3
ADRIANA M CASTRO MD PA		3			3
NHC DICKSON		3			3
GRASSY SPRAIN PHARMACY INC		3			3
DOCTORS CARE - AIKEN MALL			3	100%	3
CVS AZ4795POCT MESA		3			3
BOND & STEELE CLINIC, PA			3	100%	3
OHIO HEALTH DOCTORS HOSPITAL			3	100%	3
CORMEUM LAB SERVICES, LLC			3	100%	3
SAVANNAH COVE		3			3
TUFTS MEDICAL CENTER			3	100%	3
NORTHEAST FLORIDA INTERNAL MEDICINE PA		3			3
FULGENT GENETICS HOUSTON		3			3
Kroger 448 - The Little Clinic Mason		3			3
MARLBORO URGENT CARE		3			3
HELGEMO & LIOU PEDIATRICS			3	100%	3
NEMOURS CHILDREN'S URGENT CARE LAKE NONA			3	100%	3
COL CROSSROAD		1	2	67%	3
ST LUKES HOSPITAL			3	100%	3
WOMENS CARE FLORIDA LLC-LABORATORY		3			3
FIRST CARE - MIDDLESBORO			3	100%	3
CVS AZ1720POCT QUEEN CREEK		3			3
MED FUSION			3	100%	3
NEMOURS CHILDRENS PRIMARY CARE HORIZON WEST			3	100%	3
CRISP REGIONAL HOSPITAL		3			3
BARONESS ERLANGER HOSPITAL		3			3
COASTAL SKIN SURGERY AND DERMATOLOGY PL		3			3
BROOKDALE LAKE MARY			3	100%	3
LIFE CARE CENTER OF SKAGIT VALLEY		3			3
WYCLIFFE BIBLE TRANSLATORS		3			3
MARTIN MEDICAL CENTER INC		1	2	67%	3
CVS NC4169POCT FAYETTEVILLE		3			3
HEALTH FIRST MEDICAL GROUP			3	100%	3
Village on the Green			3	100%	3
Magnolia Health and Rehab Center			3	100%	3
CENTURY LINK SPORTS COMPLEX			3	100%	3
TRUE HEALTH - LAKE UNDERHILL		3			3
HARBORCHASE OF STUART			3	100%	3
MEDEXPRESS URGENT CARE - HACKETTSTOWN		2	1	33%	3
ISLAND NURSING HOME		2	1	33%	3
CHILDREN'S HEALTHCARE OF ATLANTA AT EG		3			3

COVID-19: testing by laboratory

Data through May 8, 2021 verified as of May 9, 2021 at 09:25 AM

Data in this report are provisional and subject to change.

The numbers in the table below represent the number of Florida and non-Florida residents for whom test results were received by the Department of Health. A person can be tested by more than one laboratory and can have both positive and negative results. **Therefore, the sum of the numbers in each column will be larger than the total number of people tested.**

Reporting lab	Inconclusive	Negative	Positive	Percent positive	Total
VIRGINIA DIVISION OF CONSOLIDATED LABORATORIES			3	100%	3
MEDEXPRESS URGENT CARE-CHIPPEWA		2	1	33%	3
NORTHSIDE FAMILY MEDICINE AND URGENT CARE (HOLLY SPRINGS)		3			3
MEDEXPRESS URGENT CARE-CLOQUET		3			3
Kroger 592 - The Little Clinic Alexander Plaza		2	1	33%	3
Biopharmaceutics Laboratory Section		3			3
RIVERSIDE METHODIST HOSPITAL LAB			3	100%	3
CDK LIBERTY ENTERPRISES, LLC		3			3
KISSIMMEE URGENT CARE		3			3
CVS OH2540POCT HILLIARD		3			3
PEDIATRICS BY THE SEA JOG RD OFFICE			3	100%	3
Jewish Home of Rochester		3			3
CVS CA9485POCT MISSION VIEJO		3			3
RICHMOND CITY DEPARTMENT OF PUBLIC HEALTH			3	100%	3
SAN JUAN REGIONAL MEDICAL CENTER		3			3
FOUR WINDS BEHAVIORAL HEALTH		3			3
PHYSICIANS CARE INC		1	2	67%	3
MEDEXPRESS URGENT CARE - TOTOWA		3			3
MEDICAL CENTER OF CENTRAL GEORGIA			3	100%	3
FAMILY CARE SPECIALISTS OF ORLANDO			3	100%	3
LEGACY LABORATORY SERVICES			3	100%	3
LIFEGUARD AMBULANCE SERVICE LLC, TEXAS			3	100%	3
SERENADES BY SONATA		1	2	67%	3
CVS MA137POCT QUINCY		3			3
BROOME COUNTY HEALTH DEPARTMENT		2	1	33%	3
GULF COAST IMMEDIATE CARE CENTER		1	2	67%	3
ALLIANCE LABS @LRMC			3	100%	3
ADVENT HEALTH MEDICAL GROUP FAMILY MEDICINE			3	100%	3
CVS CA8861POCT BUENA PARK		3			3
YATES COUNTY PUBLIC HEALTH		3			3
PREMIER MOBILE HEALTH SERVICES, LLC		1	2	67%	3
Kroger 571 - The Little Clinic Hendersonville		1	2	67%	3
Lebanon VAMC		2	1	33%	3
MINUTECLINIC #1773		3			3
HAMILTON COUNTY HEALTH DEPARTMENT		3			3
Medilodge of Montrose		3			3
CUMBERLAND MEDICAL CENTER INC		3			3
COOSA VALLEY HEALTHCARE CENTER LLC		3			3
SKIPPACK MEDICAL LAB			3	100%	3
ACL LABORATORIES INDUSTRIAL TOXICOLOGY			3	100%	3
MONTANA PUBLIC HEALTH LAB			3	100%	3
SANIBEL MEDICAL CLINIC		1	2	67%	3
MEDEXPRESS URGENT CARE, HERMITAGE		1	2	67%	3
ANN STORCK CENTER INC		3			3
DOCTORS HOSPITAL RENAISSANCE			3	100%	3
ONE MEDICAL GROUP		1	2	67%	3

COVID-19: testing by laboratory

Data through May 8, 2021 verified as of May 9, 2021 at 09:25 AM

Data in this report are provisional and subject to change.

The numbers in the table below represent the number of Florida and non-Florida residents for whom test results were received by the Department of Health. A person can be tested by more than one laboratory and can have both positive and negative results. **Therefore, the sum of the numbers in each column will be larger than the total number of people tested.**

Reporting lab	Inconclusive	Negative	Positive	Percent positive	Total
MEMORIAL HEALTH UNIVERSITY MEDICAL CENTER			3	100%	3
RRMC CREEKSIDE LAB		3			3
RINGLING HEALTH CENTER		2	1	33%	3
FLORIDA GASTROENTEROLOGY ASSOCIATES PA		3			3
GREATER MOBILE URGENT CARE - SPRINGHILL			3	100%	3
MARYWOOD NURSING CARE CENTER		3			3
US SPECIALTY LABS			3	100%	3
FREDERICK MEMORIAL HOSPITAL			3	100%	3
SOMA MEDICAL CENTER P.A. #4			3	100%	3
COVENANT PEDIATRICS		1	2	67%	3
MINUTECLINIC, LLC #05891		2	1	33%	3
MUNSON MEDICAL CENTER			3	100%	3
Granville Center	1	2			3
MEDRITE MEDICAL CARE PC		3			3
MARYLAND STATE DEPT OF HEALTH	2		1	33%	3
WELLSTAR URGENT CARE SHALLOWFORD		1	2	67%	3
PARKLAND HEALTH & HOSPITAL			3	100%	3
UK HEALTHCARE			3	100%	3
CVS KS676POCT LAWRENCE		2	1	33%	3
NEMOURS CHILDREN'S PRIMARY CARE, LONGWOOD			3	100%	3
ACCOMPLISHED HOME CARE		3			3
CVS IL8744POCT BROOKFIELD		3			3
MT CARMEL PHARMACY INC		3			3
HUMC		1	2	67%	3
IOWA DEPARTMENT OF PUBLIC HEALTH			3	100%	3
VA OUTPATIENT CLINIC-NEW PORT RICHEY			3	100%	3
MEDFUSION		2	1	33%	3
ADVENTHEALTH MEDICAL GROUP OBSTETRICS			3	100%	3
BICKERTON, DAWN		3			3
WYOMING DEPT OF HEALTH			3	100%	3
CORNERSTONE DRUG AND GIFT INC		3			3
HOUSTON METHODIST HOSPITAL			3	100%	3
ADVENTHEALTH SEBRING- INFECTION CONTROL DEPARTMENT			3	100%	3
CVS TN7144POCT BARTLETT		3			3
EDITH NOURSE ROGERS MEMORIAL VAMC		3			3
WELLSTREET BUCKHEAD SOUTH		3			3
ALLEGHENY GENERAL HOSPITAL			3	100%	3
NEBRASKA DEPARTMENT OF HEALTH AND HUMAN SERVICES			3	100%	3
PEDIATRICS AND ADOLESCENT MEDICINE		2	1	33%	3
PINELLAS CHD - CLEARWATER		2	1	33%	3
FLORIDA MENTOR-POINT WEST CLUSTER		3			3
AZALEALAND NURSING HOME		3			3
EVENING PEDIATRICS INC		1	2	67%	3
MEDEXPRESS URGENT CARE - LAWRENCE		3			3
PENSACOLA MEDICAL CLINIC LLC			3	100%	3
NORTHSIDE HOSPITAL D/B/A ARTHRITIS		3			3

COVID-19: testing by laboratory

Data through May 8, 2021 verified as of May 9, 2021 at 09:25 AM

Data in this report are provisional and subject to change.

The numbers in the table below represent the number of Florida and non-Florida residents for whom test results were received by the Department of Health. A person can be tested by more than one laboratory and can have both positive and negative results. **Therefore, the sum of the numbers in each column will be larger than the total number of people tested.**

Reporting lab	Inconclusive	Negative	Positive	Percent positive	Total
INSPIRED LIVING AT SARASOTA			3	100%	3
MURFREESBORO MEDICAL CLINIC		3			3
UNIVERSITY OF MARYLAND MEDICAL CENTER			3	100%	3
EVERGREEN WOODS HEALTH & REHAB CENTER		2	1	33%	3
ALOHA HOME CARE LLC DBA ACCENTCARE HOME HEALTH OF		3			3
PALM COAST DIALYSIS		2	1	33%	3
AVALON MEDICAL GROUP		1	2	67%	3
CARENOW-ATASCOCITA			3	100%	3
CVS AZ7841POCT TUCSON		3			3
CVS TX2876POCT PROSPER		3			3
THE PATHOLOGY LABORATORY		1	2	67%	3
JS HEALTHCARE		2	1	33%	3
Bainbridge Health and Rehab		3			3
YORK HOSPITAL - LABORATORY			3	100%	3
BAPTIST PRIMARY CARE FERNANDINA BEACH			3	100%	3
ERIE COUNTY PUBLIC HEALTH CLINICAL		3			3
SUPER HEALTH PHARMACY LLC		3			3
EAST NAPLES PEDIATRICS			3	100%	3
Home Health Care Clinic		2	1	33%	3
EXPEDIAN URGENT CARE			3	100%	3
OPTUM PRIMARY CARE - SILVER LAKES			3	100%	3
NORTH BROWARD HOSPITAL DISTRICT HEALTHCARE FOR THE HOMELESS			3	100%	3
NORTH DAKOTA DEPT OF HEALTH MICROBIOLOGY		1	2	67%	3
FAST PACE URGENT CARE			3	100%	3
MARRA'S PHARMACY		3			3
ACCESS 365 URGENT CARE LLC		1	2	67%	3
MEDICAL SERVICES OF AMERICA HOME HEALTH		3			3
MEDICAL CENTER OF THE ROCKIES			3	100%	3
CVS OH5457POCT POWELL		3			3
BETHESDA HOSPITAL EAST BLOOD GAS LAB			3	100%	3
CATSKILL REGIONAL MEDICAL CENTER		3			3
MIDWAY SPECIALTY CARE RX LLC		1	2	67%	3
INTERNAL MEDICINE AND WOUND CARE SPECIALIST LLC		3			3
GROVES CENTER			3	100%	3
AUSTIN PUBLIC HEALTH			3	100%	3
EFFINGHAM HOSP, INC, DBA EFFINGHAM HEALTH		3			3
CVS MA1179POCT HUDSON		2	1	33%	3
Kroger 627 - The Little Clinic Castleberry		2	1	33%	3
ORCHID COVE DAYTONA			3	100%	3
CVS NE8616POCT LINCOLN		1	2	67%	3
TEMPUS_LABS			3	100%	3
LINCOLN MEDICAL CENTER		3			3
MID-FLORIDA PATHOLOGY LLC - MOBILE UNIT # 3		1	2	67%	3
CABELL HUNTINGTON HOSPITAL CLINICAL LAB			3	100%	3
SPRING LAKE REHABILITATION CENTER			3	100%	3
CROSSVILLE MEDICAL GROUP		1	2	67%	3

COVID-19: testing by laboratory

Data through May 8, 2021 verified as of May 9, 2021 at 09:25 AM

Data in this report are provisional and subject to change.

The numbers in the table below represent the number of Florida and non-Florida residents for whom test results were received by the Department of Health. A person can be tested by more than one laboratory and can have both positive and negative results. **Therefore, the sum of the numbers in each column will be larger than the total number of people tested.**

Reporting lab	Inconclusive	Negative	Positive	Percent positive	Total
PREMIER FAMILY AND SPORTS MEDICINE		2	1	33%	3
CVS PA7611POCT ALLISON PARK		3			3
ATLANTIS OUTPATIENT CENTER		3			3
GYN PATH SERVICES			3	100%	3
LEGACY ER AND URGENT CARE			3	100%	3
VIRTUA MEMORIAL HOSPITAL BURLINGTON COUNTY		1	2	67%	3
SOFTLAB			3	100%	3
SSM HEALTH ST LOUIS MICROBIOLOGY LABORATORY		1	2	67%	3
CVS NC3514POCT STANLEY		3			3
HOCHBERG LOWER SCHOOL		3			3
CAPTIAL REGIONAL MEDICAL CENTER			3	100%	3
John Knox Manor Inc II		2	1	33%	3
OPENTRONS PRL		2	1	33%	3
Glenview Terrace Nursing Center		3			3
UHEALTH JACKSON URGENT CARE - CUTLER BAY		1	2	67%	3
CVS RI326POCT NORTH SMITHFIELD		3			3
24TH WEAPONS OF MASS DESTRUCTION - CIVIL SUPPORT		3			3
CVS NM7242POCT ALBUQUERQUE		3			3
SUMMIT MEDICAL GROUP - WEST ORANGE		3			3
PEDIATRICS IN NORTH FLORIDA PA			3	100%	3
Crowne Health Care of Mobile		3			3
DASCENA LAB			3	100%	3
NATIONAL JEWISH HEALTH			3	100%	3
Gracemore Nursing and Rehab		3			3
HARBORCHASE OF GAINESVILLE			3	100%	3
320 S TRANSIT ST		3			3
CAREHERE LLC			3	100%	3
BAPTIST OUTPATIENT SERVICES			3	100%	3
CVS AZ7075POCT CHANDLER		3			3
AFC URGENT CARE CLEVELAND			3	100%	3
PRECIDENT FLORIDA		3			3
Sky View Rehabilitation and Health Care Center		3			3
CVS MINUTE CLINIC #5836		3			3
EASTMAN HEALTHCARE & REHAB		3			3
FRESENIUS KIDNEY CARE			3	100%	3
ROYAL PALM RETIREMENT CENTRE		3			3
NORTHCREST MEDICAL CENTER		1	2	67%	3
ADVANCED URGENT CARE CENTER OF THE UPPER KEYS		1	2	67%	3
PUBLIC HEALTH TRUST OF MIAMI DADE COUNTY			3	100%	3
UNITY HEALTH AND REHABILITATION CENTER			3	100%	3
SOUTHEAST GEORGIA HEALTH SYSTEM BRUNS		3			3
LPG PEDIATRICS AT LEHIGH ACRES		2	1	33%	3
WAL-MART STORES EAST LP		2	1	33%	3
TRISTAR WELLNESS, LLC		3			3
ADVENTHEALTH WATERMAN COMMUNITY CLINIC			3	100%	3
CVS TX19POCT SPRING		3			3

COVID-19: testing by laboratory

Data through May 8, 2021 verified as of May 9, 2021 at 09:25 AM

Data in this report are provisional and subject to change.

The numbers in the table below represent the number of Florida and non-Florida residents for whom test results were received by the Department of Health. A person can be tested by more than one laboratory and can have both positive and negative results. **Therefore, the sum of the numbers in each column will be larger than the total number of people tested.**

Reporting lab	Inconclusive	Negative	Positive	Percent positive	Total
ACCESS HEALTH CARE		2	1	33%	3
PRIMARY CARE CENTER OF LAKE CITY, THE			3	100%	3
MEMORIAL HOSPITAL OF TAMPA			3	100%	3
PHYSICIANS MEDICAL CENTER		3			3
Kings County Hospital Center			3	100%	3
HOLY CITY MED URGENT CARE			3	100%	3
CVS IL8753POCT CHICAGO		3			3
RIGHT AT HOME			3	100%	3
CVS MO5727POCT PLATTE CITY		3			3
SHANDS AT LAKE SHORE LAB		1	2	67%	3
LIFEGUARD AMBULANCE SERVICE LLC - BAY COUNTY			3	100%	3
CVS - MINUTECLINIC			3	100%	3
Westside Terrace		3			3
VELOCITY URGENT CARE			3	100%	3
BROOKDALE SENIOR LIVING			3	100%	3
Huntington Health Care and Rehabilitation Center		3			3
MEDEXPRESS - WILMINGTON KIRKWOOD HIGHWAY		2	1	33%	3
WALGREENS #11329		3			3
MEDEXPRESS URGENT CARE-BLOOMFIELD AVEN		2	1	33%	3
ESCO DRUG CO INC		3			3
PATHOLOGY REFERENCE LAB LLC			3	100%	3
MANORCARE NURSING & REHABILITATION CENTER-NAPLES		3			3
HOUSTON MEDICAL CENTER			3	100%	3
MEDEXPRESS URGENT CARE - O'FALLON		3			3
EXETER HOSPITAL		3			3
SOUTH LAKE FAMILY HEALTH CENTER			3	100%	3
BROOKDALE ALTAMONTE SPRINGS			3	100%	3
UNIVERSITY URGENT CARE			3	100%	3
St. Josephs Hospital		1	2	67%	3
CVS IL2788POCT BUFFALO GROVE		3			3
NEXTCARE WYOMING LLC			3	100%	3
CANOPY AT HARPER LAKE, THE			3	100%	3
ADVANCED MEDICAL RESEARCH CENTER LLC			3	100%	3
SOUTHERN SURGICAL ARTS		3			3
CVS TX7675POCT RED OAK		1	2	67%	3
ADVENTHEALTH IMAGING LAKE NONA		1	2	67%	3
ALCALA PHARMACEUTICALS			3	100%	3
ONslow MEMORIAL HOSPITAL LABORATORY		3			3
FLORIDA MEDICAL ASSOCIATES		3			3
PREMIER MEDICAL CLINIC		3			3
BASCOM PALMER EYE INSTITUTE			3	100%	3
HARRINGTON PARK HEALTH AND REHAB		3			3
SPARROW CENTRAL LAB			3	100%	3
ALABAMA DEPT PUBLIC HEALTH			3	100%	3
MINUTECLINIC DIAGNOSTIC, PA		3			3
2412 LEBANON PIKE		2	1	33%	3

COVID-19: testing by laboratory

Data through May 8, 2021 verified as of May 9, 2021 at 09:25 AM

Data in this report are provisional and subject to change.

The numbers in the table below represent the number of Florida and non-Florida residents for whom test results were received by the Department of Health. A person can be tested by more than one laboratory and can have both positive and negative results. **Therefore, the sum of the numbers in each column will be larger than the total number of people tested.**

Reporting lab	Inconclusive	Negative	Positive	Percent positive	Total
BAPTIST HEALTH SURGERY CENTER AT NORTHPOINT			3	100%	3
MEDEXPRESS URGENT CARE, BELLE VERNON		3			3
CVS MO10151POCT SPRINGFIELD		2	1	33%	3
WEST TN HEALTH MED NORTH		3			3
DOCTOR 4 U CLINIC		1	2	67%	3
GEISINGER COMMUNITY MEDICAL CENTER			3	100%	3
OPP HEALTH AND REHABILITATION		3			3
STARLING AT SAN JOSE			3	100%	3
WALGREENS #07502		3			3
SOLERA SPECIALTY PHARMACY LLC		2	1	33%	3
SOUTH COUNTY MENTAL HEALTH CENTER INC			3	100%	3
LOCH HAVEN PEDIATRICS			3	100%	3
HOMELAND CENTER		3			3
QUEST DIAGNOSTICS INCORPORATED	1		2	67%	3
FLAGLER FAMILY MEDICINE PA			3	100%	3
Kroger 753 - The Little Clinic Goss Avenue		3			3
NASSAU COUNTY HEALTH DEPARTMENT-FERNANDINA BEACH C		3			3
HEALGEN SCIENTIFIC			3	100%	3
CERTIVIA LABORATORIES			3	100%	3
LEE MEMORIAL HOSPITAL BLOOD GAS LAB			3	100%	3
CVS NV2989POCT NORTH LAS VEGAS		2	1	33%	3
MAYO		1	2	67%	3
Manor Care-Kingston Court of York PA, LLC		3			3
Providence VAMC		3			3
INSPIRA MEDICAL CENTER VINELAND LAB		2	1	33%	3
OHIO DEPARTMENT OF HEALTH LABORATORY		2	1	33%	3
PREMIER CLINICAL RESEARCH INSTITUTE INC			3	100%	3
LEESBURG COMMUNITY HEALTH CENTERS			3	100%	3
CCR OF NORTH CAROLINA, LLC		2	1	33%	3
CLINICAL CARE ASSOCIATES, INC			3	100%	3
MEDIC INFUSION PA		3			3
CURATIVE TEXAS			3	100%	3
Greystone Health Care Center		3			3
LUCID LABORATORY SERVICES		3			3
NEBRASKA MEDICAL CENTER			3	100%	3
UNIVERSITY HEALTH SERVICES RIVER CAMPUS		2	1	33%	3
BEEBE MEDICAL CENTER LABORATORY		3			3
UNIVERSITY OF KANSAS MEDICAL CENTER			3	100%	3
MEDEXPRESS URGENT CARE, EDWARDSVILLE		3			3
SIGNATURE CARE PFLUGERVILLE			3	100%	3
FAMILY TREE MEDICAL GROUP PA		2	1	33%	3
MEDEXPRESS URGENT CARE - TOPEKA, SW WANAMAKER RD		3			3
MCGUFFEY HEALTH CARE CENTER INC		3			3
MERCY HEALTH			3	100%	3
MISSISSIPPI CARE CENTER OF DEKALB LLC		3			3
GONZALEZ MD AND ASWAD MD HEALTH SERVICES			3	100%	3

COVID-19: testing by laboratory

Data through May 8, 2021 verified as of May 9, 2021 at 09:25 AM

Data in this report are provisional and subject to change.

The numbers in the table below represent the number of Florida and non-Florida residents for whom test results were received by the Department of Health. A person can be tested by more than one laboratory and can have both positive and negative results. **Therefore, the sum of the numbers in each column will be larger than the total number of people tested.**

Reporting lab	Inconclusive	Negative	Positive	Percent positive	Total
Fort Gaines Health and Rehab		3			3
SISD EMPLOYEE HEALTH CLINIC			3	100%	3
CVS SC5471POCT LEXINGTON		2	1	33%	3
CGH MEDICAL CENTER			3	100%	3
Hackensack Univ Medical Center At Pasc		2	1	33%	3
AFFORDABLE PRIMARY CARE LLC		3			3
NOVA SOUTHEASTERN UNIVERSITY		2	1	33%	3
BAPTIST HOSPITAL OF MIAMI MCI BROWARD LABORATORY			3	100%	3
DELRAY BEACH HEALTH DEPT LAB			3	100%	3
PRIMARY & URGENT CARE CENTERS			3	100%	3
CVS IN6608POCT NEW PALESTINE		1	2	67%	3
HELIX LW UC		1	2	67%	3
CVS IL3163POCT OAK PARK		3			3
NASSAU COUNTY HEALTH DEPARTMENT		3			3
COMMUNITY MEDICAL CENTER			3	100%	3
PIEDMONT ROCKDALE HOSPITAL		2	1	33%	3
QUEST DIAGNOSTICS CLINICAL LABORATORIES INC		2	1	33%	3
CLINICA HISPANIA			3	100%	3
Schoolcraft Medical Care Facility		3			3
CVS MN663POCT APPLE VALLEY		2	1	33%	3
MEMORIAL HERMANN			3	100%	3
ORLANDO AIRPORT DIALYSIS		3			3
MEDEXPRESS-HOUSTON EAST FWY		1	2	67%	3
CELEBRATION PRIMARY CARE ASSOCIATES LLC		3			3
JACKSONVILLE VA OPC			3	100%	3
CVS IL2798POCT CHICAGO		1	2	67%	3
JOJAN PHARMA INC		3			3
GRIFOLS IH CENTER AND CLINICAL LABORATORY			3	100%	3
CORTLAND COUNTY HEALTH DEPARTMENT		3			3
Kroger 388 - The Little Clinic Braelinn Village		3			3
CVS SC2497POCT LEXINGTON		3			3
MINUTECLINIC DIAGNOSTIC OF NEW MEXICO LLC #7552		3			3
Concordia Village of Tampa			3	100%	3
MEDSTAR URGENT CARE, LLC			3	100%	3
CENTRAL DUPAGE HOSPITAL			3	100%	3
PINELLAS PARK HEALTH CENTER - PINELLAS CHD		1	2	67%	3
GREENTREE MEDICAL CENTER			3	100%	3
DOUGLASVILLE NURSING AND REHABILITATIO		3			3
BAPTIST PRIMARY CARE, INC.		2	1	33%	3
GARCIA MORALES NELSON			3	100%	3
CTRS			3	100%	3
PANCARE HEALTH - FRANKLIN CO			3	100%	3
BLACKWATER RIVER			3	100%	3
LEE CONVENIENT CARE AT SUMMERLIN			3	100%	3
CVS PA371POCT PHILADELPHIA		3			3
TAMPA		1	2	67%	3

COVID-19: testing by laboratory

Data through May 8, 2021 verified as of May 9, 2021 at 09:25 AM

Data in this report are provisional and subject to change.

The numbers in the table below represent the number of Florida and non-Florida residents for whom test results were received by the Department of Health. A person can be tested by more than one laboratory and can have both positive and negative results. **Therefore, the sum of the numbers in each column will be larger than the total number of people tested.**

Reporting lab	Inconclusive	Negative	Positive	Percent positive	Total
SENTARA NORFOLK GENERAL HOSPITAL CENTRAL LAB			3	100%	3
Northport VAMC		3			3
Kroger 758 - The Little Clinic Providence		3			3
CVS IN6605POCT INDIANAPOLIS		2	1	33%	3
HEPATOLOGY DIAGNOSTIC LAB			3	100%	3
STRINGFELLOW MEMORIAL HOSPITAL		3			3
WHOLE CHILD PEDIATRICS			3	100%	3
TMH PHYSICIAN PARTNERS BLOUNTSTOWN			3	100%	3
NASON HOSPITAL			3	100%	3
VA West Los Angeles Medical Center		3			3
HIALEAH SHORES NURSING AND		2	1	33%	3
MEDEXPRESS URGENT CARE - HADLEY		3			3
QUALITY LABORATORY SERVICE		2	1	33%	3
MINUTECLINIC DIAG OF IND, LLC #5369		2	1	33%	3
MINUTECLINIC DIAGNOSTIC OF WISCONSIN,		3			3
WOODMARK AT UPTOWN ASSISTED LIVING		3			3
RAPID RESULT CORP LLC		1	1	50%	2
MAYO CLINIC COUMADIN CLINIC LABORATORY		1	1	50%	2
ACN PHYSICIANS GROUP CORP			2	100%	2
CVS MA634POCT KINGSTON		1	1	50%	2
SUMMIT URGENT CARE PS			2	100%	2
CLARKSVILLE HEALTH SYSTEM			2	100%	2
JENNIE STUART MEDICAL CENTER			2	100%	2
BENEVA LAKES ASSISTED LIVING CENTER			2	100%	2
INN AT LAPOSADA,THE			2	100%	2
The Friendly Home		2			2
VALUE DRUGS BRONXVILLE INC		2			2
TRICORE REFERENCE LABORATORY		1	1	50%	2
LEHIGH MEDICAL AND RESEARCH CENTER, INC			2	100%	2
WALGREENS NO 10512		1	1	50%	2
LILY PHARMACY		2			2
LABRADOR PRIMARY CARE CENTER			2	100%	2
ADVENTHEALTH EAST ORLANDO EMPLOYEE CLINIC		2			2
Advanced Rehabilitation and Healthcare of Wichita Falls		2			2
SCDHEC BUREAU OF LABORATORIES			2	100%	2
INSPIRE HEALTHCARE CENTER			2	100%	2
Highland Rehabilitation and Nursing Center		2			2
VITAL CARE CLINIC, LLC			2	100%	2
FLORIDA DEPARTMENT OF HEALTH IN ESCAMBIA COUNTY		1	1	50%	2
Warren Center for Rehabilitation and Nursing		2			2
MEDSTAR HARBOR HOSPITAL			2	100%	2
SWEETWATER NURSING CENTER		2			2
HARTFORD HEALTH CARE & REHABILITATION			2	100%	2
MC MEDICAL			2	100%	2
MEMORIAL HOSPITAL WEST			2	100%	2
NORTHEAST FLORIDA HEALTH SERVICES, INC DBA FAMILY HEALTH SOURCE			2	100%	2

COVID-19: testing by laboratory

Data through May 8, 2021 verified as of May 9, 2021 at 09:25 AM

Data in this report are provisional and subject to change.

The numbers in the table below represent the number of Florida and non-Florida residents for whom test results were received by the Department of Health. A person can be tested by more than one laboratory and can have both positive and negative results. **Therefore, the sum of the numbers in each column will be larger than the total number of people tested.**

Reporting lab	Inconclusive	Negative	Positive	Percent positive	Total
WAKE FOREST MEDICAL CENTER LABORATORY			2	100%	2
IM&P WELLNES CENTER			2	100%	2
MADISON HOSPITAL LABORATORY			2	100%	2
MEASE COUNTRYSIDE HOSPITAL CARDIAC REH			2	100%	2
ALVERNO CLINICAL LABORATORIES			2	100%	2
NEMOURS CHILDRENS PRIMARY CARE CLERMONT			2	100%	2
SKY LAKES MEDICAL CENTER		2			2
REDMOND REGIONAL MEDICAL CENTER		1	1	50%	2
COLUMBIA COTTAGE		2			2
ALABAMA REFERENCE LAB			2	100%	2
FHPG SURGICAL ASSOCIATES OF EAST PASCO			2	100%	2
GERM BUSTERS 911 LLC			2	100%	2
CAREATC - PALM HARBOR		1	1	50%	2
OSF SAINT FRANCIS MEDICAL CENTER			2	100%	2
FIRST PREVENTION AND DIALYSIS CENTER LLC			2	100%	2
CIGNA GATEWAY			2	100%	2
OAKMONT EAST- GREENVILLE SC, LLC		2			2
ANDERSON COUNTY HOSPITAL			2	100%	2
MEDEXPRESS URGENT CARE - WICHITA, N MAIZE RD		1	1	50%	2
MEMORIAL HOSPITAL OF SOUTH BEND			2	100%	2
WASHINGTONVILLE PHARMACY INC		2			2
WEST HOUSTON MEDICAL CENTER			2	100%	2
ADVANCED MEDICAL CARE			2	100%	2
KETTERING MEDICAL CENTER			2	100%	2
TRINITY DIALYSIS			2	100%	2
MANISTEE COUNTY MEDICAL CARE FACILITY		2			2
DMC UNIVERSITY LABORATORIES		1	1	50%	2
Stillwater Healthcare		2			2
Q ALL CARE MEDICAL PC		2			2
SHERIDAN AT HOBE SOUND, THE			2	100%	2
SPECIALTY LABORATORIES			2	100%	2
MID-FLORIDA HEMATOLOGY AND ONCOLOGY CENTERS		2			2
PruittHealth Lakehaven		2			2
ROPER HOSPITAL			2	100%	2
ST ANTHONY COMMUNITY HOSPITAL LAB		1	1	50%	2
DOCTOR'S IN-HOUSE LAB/COMMUNITY HEALTH CENTERS OF PINELLAS - JOHNNIE R			2	100%	2
CVS CT692POCT NORTH HAVEN		2			2
MEDAILLE COLLEGE WELLNESS CENTER		2			2
STOP URGENT CARE			2	100%	2
BEREA URGENT CARE			2	100%	2
MEDEXPRESS URGENT CARE - LODI		2			2
Crest Manor Living and Rehabilitation		2			2
PM PEDIATRICS OF SELDEN, PLLC		2			2
MANSFIELD MEDICAL LODGE			2	100%	2
HERNANDO CHILDREN'S			2	100%	2
HERITAGE VILLAGE REHAB & SKILLED NURSI		2			2

COVID-19: testing by laboratory

Data through May 8, 2021 verified as of May 9, 2021 at 09:25 AM

Data in this report are provisional and subject to change.

The numbers in the table below represent the number of Florida and non-Florida residents for whom test results were received by the Department of Health. A person can be tested by more than one laboratory and can have both positive and negative results. **Therefore, the sum of the numbers in each column will be larger than the total number of people tested.**

Reporting lab	Inconclusive	Negative	Positive	Percent positive	Total
SOUTH DAKOTA DEPARTMENT OF HEALTH		2			2
NSUH AT SYOSSET		2			2
HAMPTON VAMC		2			2
MINUTECLINIC DIAGNOSTIC OF KANSAS, PC		2			2
Manorcare Health Services - Williamsport South		2			2
AHC Forest cove		2			2
MIRAMAR KIDNEY CENTER		1	1	50%	2
ASSOCIATES IN INTERNAL MEDICINE PA			2	100%	2
PLAINS REGIONAL MEDICAL CENTER		2			2
Kroger 686 - The Little Clinic Farragut		2			2
Kroger 356 - The Little Clinic Middletown		2			2
MERCY MEDICAL CENTER INC		1	1	50%	2
KJ MEDICAL PRACTICE PC		2			2
GUARDIAN HOME CARE OF CENTRAL GEORGIA		2			2
Kroger 687 - The Little Clinic Sugar Hill		1	1	50%	2
ST. ELIZABETH HEALTHCARE			2	100%	2
ENVOY OF FORK UNION, LLC DBA ENVOY AT THE VILLAGE		2			2
OUR LADY OF THE LAKE REGIONAL MEDICAL CENTER			2	100%	2
BAYFRONT CARDIOVASCULAR ASSOCIATES		1	1	50%	2
CREATIVE HEALTH CENTER			2	100%	2
CVS MI8287POCT MACOMB		2			2
CARE NOW DENTON			2	100%	2
CARE 365			2	100%	2
UF KANAPAHA LAB BEAKER		2			2
DAVENPORT PEDIATRICS CLERMONT			2	100%	2
POLK PEDIATRICS		1	1	50%	2
ACCELERATED URGENT CARE		2			2
STUART SURGERY CENTER, LLC			2	100%	2
ORCHARD LABORATORIES			2	100%	2
TALLAHASSEE MEMORIAL HEALTHCARE FAMILY MED RESIDENCY			2	100%	2
MEMORIAL HERMANN HOSPITAL			2	100%	2
MEDEXPRESS URGENT CARE - SPRINGFIELD, COOLEY ST		2			2
INTEGRATED REGIONAL LABS			2	100%	2
INTEAM HEALTH, INC.			2	100%	2
CAPE FEAR VALLEY MEDICAL CENTER			2	100%	2
DUBOIS CONTINUUM OF CARE COMMUNITY INC		2			2
NEMOURS CHILDRENS PRIMARY CARE			2	100%	2
UMASS MEMORIAL MEDICAL CENTER, INC		1	1	50%	2
Sevierville Health and Rehabilitation		2			2
SOUTHSIDE FAMILY MEDICAL		2			2
CRAWFORD COUNTY CARE CENTER		2			2
EXCELTOX LABORATORIES LLC		2			2
CVS NE2741POCT LA VISTA		2			2
UNIVERSITY OF VERMONT MEDICAL CENTER			2	100%	2
TEMPLE UNIVERSITY HOSPITAL			2	100%	2
VIRGINIA DEPT OF HEALTH OFFICE OF EPIDEMIOLOGY			2	100%	2

COVID-19: testing by laboratory

Data through May 8, 2021 verified as of May 9, 2021 at 09:25 AM

Data in this report are provisional and subject to change.

The numbers in the table below represent the number of Florida and non-Florida residents for whom test results were received by the Department of Health. A person can be tested by more than one laboratory and can have both positive and negative results. **Therefore, the sum of the numbers in each column will be larger than the total number of people tested.**

Reporting lab	Inconclusive	Negative	Positive	Percent positive	Total
NEW YORK UNIVERSITY MEDICAL CENTER			2	100%	2
MARTINSBURG VAMC		2			2
CARE ATC SUN HYDRAULICS TALLAVAST			2	100%	2
CHAPPEL GROUP RESEARCH, THE		2			2
BAPTIST HOSPITAL INTERNAL MEDICINE GULF BREEZE			2	100%	2
North Ottawa Care Center at Heartwood Lodge		2			2
WISE HEALTH SYSTEM		1	1	50%	2
JEFFERSON WASHINGTON TOWNSHIP HOSPITAL		2			2
HENRY FORD WEST BLOOMFIELD HOSPITAL			2	100%	2
VETERANS AFFAIRS MEDICAL CENTER - GREATER LOS ANGELES			2	100%	2
MD NOW URGENT CARE MEDICAL CENTERS INC			2	100%	2
SARASOTA MEMORIAL MEDICAL URGENT CARE CENTER			2	100%	2
Northpoint Lexington Healthcare		1	1	50%	2
MINUTECLINIC MINUTECLINIC #4978		1	1	50%	2
Hartwell Health and Rehabilitation		2			2
PANCARE HEALTH - SNEADS ELEMENTARY			2	100%	2
MEDEXPRESS URGENT CARE - LINCOLN VILLA		2			2
OAKMONT OF UNION SC, LLC		2			2
US LABS		2			2
GARNET HEALTH DOCTORS		2			2
TWIN LAKES REHAB & HEALTHCARE		2			2
CARINGPLUS HOMECARE LLC		1	1	50%	2
87TH MEDICAL GROUP - MCGUIRE AMBULATORY CARE FACILITY		2			2
MOUNT SINAI MEDICAL CENTER HIALEAH			2	100%	2
ORLANDO DIALYSIS		1	1	50%	2
HUMILITY OF MARY HEALTH PARTNERS			2	100%	2
PALMETTO BAY MEDICAL CENTER		1	1	50%	2
COOPER CLINIC			2	100%	2
NYU LANGONE HUNTINGTON MEDICAL GROUP		2			2
SHANDS JACKSONVILLE CLINICAL CENTER		1	1	50%	2
MEDLOGIC, LLC		2			2
RMC BROOKHOLLOW MED AESTHETICS INC		2			2
PALM BEACH DIABETES & ENDOCRINE SPECIALISTS PA			2	100%	2
MOBILE COUNTY HEALTH DEPARTMENT		1	1	50%	2
INA		1	1	50%	2
ManorCare Health Services Peters Township		2			2
PEDIATRIC HEALTH CARE		1	1	50%	2
CARLE FOUNDATION HOSPITAL LABORATORY			2	100%	2
CEDARS-SINAI MEDICAL CENTER			2	100%	2
PLASMA MED RESEARCH DBA		2			2
ACKERMAN CANCER CENTER		2			2
Lenawee Medical Care Facility		2			2
AVERA MEDICAL GROUP			2	100%	2
MARCO ISLAND HOSPITAL INC D/B/A		1	1	50%	2
NEW YORK PSYCHIATRIC INSTITUTE		2			2
NORTHSIDE FAMILY MEDICINE AND URGENT CARE (EAST COBB)		2			2

COVID-19: testing by laboratory

Data through May 8, 2021 verified as of May 9, 2021 at 09:25 AM

Data in this report are provisional and subject to change.

The numbers in the table below represent the number of Florida and non-Florida residents for whom test results were received by the Department of Health. A person can be tested by more than one laboratory and can have both positive and negative results. **Therefore, the sum of the numbers in each column will be larger than the total number of people tested.**

Reporting lab	Inconclusive	Negative	Positive	Percent positive	Total
DALLAS BAPTIST UNIVERSITY - HEALTH SERVICES			2	100%	2
UMHC HOLLYWOOD LABORATORY			2	100%	2
INTERNAL MEDICINE SPECIALISTS MEDICAL GROUP, PA		2			2
BERNHARDT LABORATORIES INC			2	100%	2
METHODIST MANSFIELD MEDICAL CENTER			2	100%	2
ALL PEDIATRIC CARE PA			2	100%	2
SWIFT CREEK HEALTH CENTER AT THE TEMPL		2			2
PHYSICIANS LABORATORY SERVICES			2	100%	2
BETHESDA HOSPITAL			2	100%	2
UNIVERSITY MEDICAL CENTER OF SOUTHERN NEVADA (UMCSN)			2	100%	2
FLORIDA SPINE AND PAIN SPECIALISTS		2			2
MEDEXPRESS URGENT CARE - CONWAY		2			2
MEDEXPRESS URGENT CARE - RUSSELLVILLE, W MAIN ST		2			2
PIEDMONT URGENT CARE - CONYERS		2			2
BAPTIST HEALTH PRIMARY CARE HOMESTEAD			2	100%	2
BNJ		2			2
MEDEXPRESS URGENT CARE - DERBY N ROCK		2			2
FLORIDA DEPARTMENT OF HEALTH IN LEE COUNTY		1	1	50%	2
Cypress Cove Center		2			2
Good Samaritan Society-Blackduck		1	1	50%	2
Kroger 549 - The Little Clinic Clinton Highway		2			2
UNIVERSITY OF MN MEDICAL CENTER EAST CAMPUS			2	100%	2
ALBUQUERQUE - AMG SPECIALTY HOSPITAL		2			2
Jackson Health Care Facility			2	100%	2
BRENTWOOD AT FORE RANCH			2	100%	2
GULF COAST REGIONAL MEDICAL CARE		2			2
PREVENTIVE HEALTH PARTNERS I L S C		2			2
CLINIC OF PLANT CITY, THE		2			2
FLORIDA MEDICAL CLINIC RADIOLOGY DALE MABRY		2			2
PM PEDIATRICS OF BAYSIDE, PLLC - RIVE		2			2
DR JAMES D FORBES FAMILY CARE CENTER			2	100%	2
MICARE CLINC			2	100%	2
ASANTE ROGUE REGIONAL MEDICAL CENTER L		2			2
PIEDMONT WALTON HOSPITAL		2			2
ATHENA CARE RESOURCES LLC		2			2
Kroger 328 - The Little Clinic Henderson Road		2			2
PINARD HOME HEALTH SERVICES INC			2	100%	2
U OF MIAMI MILLER SCHOOL OF MEDICINE			2	100%	2
Walgreens #10207		2			2
FASTCARE LLC			2	100%	2
ST. JOSEPH REGIONAL MEDICAL CENTER			2	100%	2
UT AUSTIN UNIVERSITY HEALTH SERVICES			2	100%	2
Walgreens #19019		2			2
Southern Pines Healthcare Center		1	1	50%	2
441 URGENT CARE-MULBERRY			2	100%	2
CDPH K-12 SCHOOL LABORATORIES (HILLSBOROUGH CITY SCHOOL DISTRICT)			2	100%	2

COVID-19: testing by laboratory

Data through May 8, 2021 verified as of May 9, 2021 at 09:25 AM

Data in this report are provisional and subject to change.

The numbers in the table below represent the number of Florida and non-Florida residents for whom test results were received by the Department of Health. A person can be tested by more than one laboratory and can have both positive and negative results. **Therefore, the sum of the numbers in each column will be larger than the total number of people tested.**

Reporting lab	Inconclusive	Negative	Positive	Percent positive	Total
DOCTORS MEDICAL CTR OF WALTON COUNTY			2	100%	2
NORTH MCALLEN PEDIATRIC CENTER			2	100%	2
GULFCOAST JEWISH FAMILY			2	100%	2
GREEN POINT RX INC DBA ALTRU CHEMISTS		2			2
CVS MA1875POCT ASHLAND		1	1	50%	2
DIVERSE MEDICAL CARE LLC			2	100%	2
VALLEY MEDICAL LABORATORY			2	100%	2
Providence of Sparta Health and Rehabilitation		2			2
PALMETTO FAMILY HEALTH CENTER			2	100%	2
MAIN STREET MEDICAL CENTERS		2			2
Glenburn Home		2			2
RIVERVIEW MEDICAL CLINIC		2			2
LIBERTY HEALTH CENTER			2	100%	2
HMH HOSPITALS CORPORATION		2			2
CENTRAL FLORIDA FAMILY HEALTH CENTER		2			2
NORTHWEST MEDICAL CENTER LABORATORY		2			2
SOUTHEAST GEORGIA HEALTH SYSTEM			2	100%	2
Mary Anna Nursing Home		2			2
AUSTIN REGIONAL CLINIC MICROBIOLOGY LAB			2	100%	2
MEDERI CARETENDERS		1	1	50%	2
UNITED MEMORIAL MEDICAL CENTER			2	100%	2
ONslow COUNTY HEALTH DEPARTMENT			2	100%	2
ASPIRUS RIVERVIEW HOSPITAL & CLINICS INC		1	1	50%	2
CVS NJ2369POCT JACKSON		2			2
CVS CA9751POCT AGOURA		2			2
MASSACHUSETTS DEPARTMENT OF HEALTH			2	100%	2
Friendship Manor Inc.		2			2
FHCP ASC - ORANGE CITY			2	100%	2
KAISER SUNNYSIDE MEDICAL CTR LAB		2			2
EVERYBODY'S FAMILY CLINIC		2			2
UNIVERSTIY OF ILLINOIS HOSPITAL			2	100%	2
PIEDMONT MOUNTAINSIDE HOSPITAL LABORAT		2			2
Kingston of Miamisburg		2			2
AMERICAN RESEARCH CENTERS OF FLORIDA			2	100%	2
Parkwood in the Pines		2			2
CVS MA38POCT CHARLTON		2			2
Kroger 745 - The Little Clinic Somerset		2			2
NEWTON MEMORIAL HOSPITAL		2			2
HERITAGE CARE AND REHABILITATION CENTE		2			2
Sanford Health & Rehabilitation			2	100%	2
MOSAIC MEDICAL CENTER MARYVILLE			2	100%	2
ORLANDO LUTHERAN TOWERS		1	1	50%	2
OMEGA RESEARCH CONSULTANTS			2	100%	2
VENETIAN GARDENS		2			2
NORTON IMMEDIATE CARE CENTER - PRESTON			2	100%	2
SPECTRUM HEALTH			2	100%	2

COVID-19: testing by laboratory

Data through May 8, 2021 verified as of May 9, 2021 at 09:25 AM

Data in this report are provisional and subject to change.

The numbers in the table below represent the number of Florida and non-Florida residents for whom test results were received by the Department of Health. A person can be tested by more than one laboratory and can have both positive and negative results. **Therefore, the sum of the numbers in each column will be larger than the total number of people tested.**

Reporting lab	Inconclusive	Negative	Positive	Percent positive	Total
TMH EC NORTHEAST LABORATORY			2	100%	2
Chatham Nursing and Rehab Center		2			2
The Palms Nursing and Rehabilitation		1	1	50%	2
HEALTH NETWORK LAB			2	100%	2
TMH PHYSICIAN PARTNERS MONTICELLO		1	1	50%	2
NEW DISCOVERY BIOLOGICS, LLC		1	1	50%	2
SIGNAL DIAGNOSTICS DBA FLOWHEALTH LABS			2	100%	2
SOUTHERN BREEZE HEALTHCARE		1	1	50%	2
GASTROENTEROLOGY ASSOCIATES			2	100%	2
SIMMONS			2	100%	2
Tidelands Health Rehabilitation Hospital			2	100%	2
CVS AZ9374POCT TUCSON		2			2
SENDER RETREAT ADULT DAY CARE CENTERS			2	100%	2
PHYSICIANS PREMIER			2	100%	2
HOLY TRINITY PHARMACY LLC		2			2
SUMMIT URGENT CARE - MARIETTA		2			2
SACRED HEART HOSPITAL ON THE EMERALD			2	100%	2
SOUTHERN REGIONAL MEDICAL CENTER		2			2
CHRISTUS SPOHN HOSPITAL			2	100%	2
CITRUS DERMATOLOGY			2	100%	2
ROYAL CARE MEDICAL CENTER			2	100%	2
CVS MD1490POCT GAITHERSBURG		2			2
MY PHARMACY			2	100%	2
EXPRESS CARE WALK-IN CLINIC			2	100%	2
Kroger 762 - The Little Clinic Clarksville		2			2
WAKULLA URGENT CARE & DIAGNOSTIC			2	100%	2
BIOHEALTH MEDICAL LAB INC			2	100%	2
SWEDISH COVENANT HOSPITAL			2	100%	2
WE CARE HOME HEALTH SOLUTIONS LLC			2	100%	2
COLD SPRING HILLS CENTER FOR NURSING A		2			2
GSM OCED Subsection			2	100%	2
BIONIC TECHNOLOGIES CORPORATION			2	100%	2
HOUSTON HEALTH DEPARTMENT - BUREAU OF LABORATORY SERVICES			2	100%	2
PRECISION DIAGNOSTIC INC		2			2
ASCENSION ST VINCENT'S RIVERSIDE			2	100%	2
Cortland Acres Association		2			2
GRANDVIEW COLLEGE STUDENT HEALTH CENTE		2			2
Bethel Lutheran Home		2			2
CHRISTIAN REST HOME ASSOC		2			2
CAROLINA BAY HEALTHCARE CTR OF WILMING		2			2
EXCUSED ABSENCE PLLC		2			2
MEDCARE		2			2
Holiday Retirement Home			2	100%	2
DNA DIAGNOSTICS CENTER		2			2
MEDEXPRESS URGENT CARE - ST CLAIR, CLOVER DR.		1	1	50%	2
BAPTIST HEALTH MEDICAL PLAZA			2	100%	2

COVID-19: testing by laboratory

Data through May 8, 2021 verified as of May 9, 2021 at 09:25 AM

Data in this report are provisional and subject to change.

The numbers in the table below represent the number of Florida and non-Florida residents for whom test results were received by the Department of Health. A person can be tested by more than one laboratory and can have both positive and negative results. **Therefore, the sum of the numbers in each column will be larger than the total number of people tested.**

Reporting lab	Inconclusive	Negative	Positive	Percent positive	Total
FLAGLER HOME CARE			2	100%	2
CONWAY MEDICAL CENTER			2	100%	2
GALEN BAYLOR EXTENSION		2			2
BERKSHIRE MEDICAL CENTER			2	100%	2
UNITY LONGPOND		2			2
Bethany Manor		2			2
Aston Park Health Care Facility		2			2
DEER'S HEAD CENTER		2			2
BLOSSOMS ASSISTED LIVING 1 LLC			2	100%	2
WELLSTAR SPALDING REGIONAL MEDICAL CENTER		2			2
Village Green Health & Rehabilitation		2			2
St. Luke's Care Center		2			2
LOURDES-NOREEN MCKEEN RESIDENCE□			2	100%	2
Walgreens #9890		2			2
SOUTHEASTERN INSTITUTE OF RESTORATIVE MEDICINE		1	1	50%	2
UNITED PHYSICIAN GROUP FAMILY MEDICINE OF HAMPTON		2			2
Buena Vista Care Center		2			2
TANNER MEDICAL CENTER VILLA RICA		2			2
SHORE MEDICAL CENTER		2			2
CPL INC/BSSC PATHOLOGY		2			2
Highland Ave. Eye Clinic		2			2
JASPER MEMORIAL HOSPITAL		1	1	50%	2
FLORIDA DEPARTMENT OF HEALTH PINELLAS COUNTY-			2	100%	2
MEDEXPRESS URGENT CARE, MOSSIDE		2			2
BAPTIST HOSPITAL LABORATORY			2	100%	2
MANASOTA PEDIATRICS			2	100%	2
BOND COMMUNITY HEALTH CENTER			2	100%	2
Cedar Valley Nursing & Rehab Center		2			2
JUST BELIEVE RECOVERY CENTER			2	100%	2
ADVENTIST HINSDALE HOSPITAL LABORATORY			2	100%	2
AFC PHYSICIANS OF FLORIDA, PA			2	100%	2
MEDEXPRESS URGENT CARE, LEBANON		2			2
MEDICAL CENTER LABORATORY			2	100%	2
CVS TX7431POCT ROWLETT		2			2
SYLVAN NURSING			2	100%	2
Eugene J. Towbin Healthcare Center		2			2
CVS MA1877POCT NORTON		2			2
Pinnacle Assisted Living			2	100%	2
TEXAS REGIONAL ASTHMA & ALLERGY CENTER			2	100%	2
MILLERSVILLE UNIVERSITY HEALTH SERVICE		2			2
SPARTANBURG REGIONAL MEDICAL CENTER			2	100%	2
SOUTHERN TENNESSEE MEDICAL CENTER			2	100%	2
VIBRA HEALTH LABORATORY			2	100%	2
CVS MA2600POCT WEYMOUTH		1	1	50%	2
Kroger 101 - The Little Clinic Hill Top		2			2
Church Creek SNF			2	100%	2

COVID-19: testing by laboratory

Data through May 8, 2021 verified as of May 9, 2021 at 09:25 AM

Data in this report are provisional and subject to change.

The numbers in the table below represent the number of Florida and non-Florida residents for whom test results were received by the Department of Health. A person can be tested by more than one laboratory and can have both positive and negative results. **Therefore, the sum of the numbers in each column will be larger than the total number of people tested.**

Reporting lab	Inconclusive	Negative	Positive	Percent positive	Total
CARENOW LENEXA			2	100%	2
WATERBURY HOSPITAL REFERENCE LAB			2	100%	2
Franklin D. Roosevelt VAMC		2			2
BLUEWATER TOXICOLOGY			2	100%	2
CVS TN5694POCT SODDY DAISY		2			2
NORTH OKALOOSA PHYSICIAN GRP - WALK IN CLINIC			2	100%	2
HPH HOME CARE		1	1	50%	2
THE FOUNTAIN AT BOCA CIEGA BAY		2			2
Walgreens #12427		1	1	50%	2
COASTAL MEDICAL LAB			2	100%	2
Workmens Circle Multicare Center		2			2
SENTARA NORFOLK GENERAL HOSPITAL			2	100%	2
LAKEVIEW HEALTH CARE SYSTEM LLC			2	100%	2
BUCKINGHAM PAVILION INC		2			2
ATLAS GENOMICS			2	100%	2
DESERT HOSPITAL/CPHU CLINICAL LABORATORY			2	100%	2
Jacob's Creek Nursing and Rehabilitation Center		2			2
FLORIDA CLINICAL LABORATORY INC			2	100%	2
NIAGARA APOTHECARY INC		2			2
CHARLOTTE COUNTY HEALTH DEPARTMENT			2	100%	2
Great Lakes Health Center			2	100%	2
RHODE ISLAND DEPARTMENT OF HEALTH LABORATORIES			2	100%	2
Beth Sholom Home of Eastern Virginia		1	1	50%	2
KEATING SPORTS CENTER		2			2
CVS AZ9273POCT TUCSON			2	100%	2
JRS LABORATORY			2	100%	2
COVANCE			2	100%	2
Absolut Care at Three Rivers		2			2
OAKMONT WEST- GREENVILLE SC		2			2
RIVIERA BEACH INTEGRATED CARE INC			2	100%	2
PUBLIX PHARMACY #1387		2			2
CVS NV5942POCT LAS VEGAS		2			2
WEST COAST PEDIATRICS			2	100%	2
ADVENT HEALTH CENTRAL TEXAS		1	1	50%	2
Waycross Health and Rehabilitation		2			2
SIGNATURE CARE LEWISVILLE-EMERGENCY CENTER		1	1	50%	2
SYMPHONY OF BUFFALO GROVE		2			2
INNOVATIVE CARE II LLC			2	100%	2
SUDARSAN KAMISSETTY MD PA			2	100%	2
AMERICAN MOLECULAR LABORATORIES			2	100%	2
DUKE UNIVERSITY POINT OF CARE TESTING PROGRAM			2	100%	2
DEPT OF HEALTH			2	100%	2
THE WINDSOR ORTEGA		2			2
Fairhaven Retirement Community		2			2
CONEMAUGH MEMORIAL MEDICAL CENTER		2			2
HCA HOUSTON ER 24/7			2	100%	2

COVID-19: testing by laboratory

Data through May 8, 2021 verified as of May 9, 2021 at 09:25 AM

Data in this report are provisional and subject to change.

The numbers in the table below represent the number of Florida and non-Florida residents for whom test results were received by the Department of Health. A person can be tested by more than one laboratory and can have both positive and negative results. **Therefore, the sum of the numbers in each column will be larger than the total number of people tested.**

Reporting lab	Inconclusive	Negative	Positive	Percent positive	Total
PALOS COMMUNITY HOSPITAL LABORATORY			2	100%	2
HAMILTON CHD		2			2
COX HEALTH SOUTH LAB		1	1	50%	2
MEDEXPRESS URGENT CARE - MYLAN			2	100%	2
WILSON MEMORIAL HOSPITAL			2	100%	2
CENTRAL ARKANSAS VETERANS HEALTHCARE SYSTEM - VETERANS AFFAIRS			2	100%	2
GOOD PEDIATRICS			2	100%	2
Walgreens #5065		2			2
CLEAR LAKE REGIONAL MEDICAL CENTER			2	100%	2
SUMMERFIELD RETIREMENT LIVING, INC			2	100%	2
GULF COAST MEDICAL CENTER RESPIRATORY CARE			2	100%	2
APPLING NURSING & REHABILITATION PAVIL		2			2
MINUTECLINIC DIAG OF IND, LLC #4368		2			2
NORTHSIDE FAMILY MEDICINE AND URGENT CARE (CUMMING)		2			2
LABTOX LABORATORIES			2	100%	2
Avanti Wellness and Rehab			2	100%	2
LEESBURG DIALYSIS CENTER		1	1	50%	2
VA Greater LA HCS-Santa Maria OPC			2	100%	2
WHITESANDS OUTPATIENT TREATMENT		2			2
Kroger 477 - The Little Clinic Fort Mitchell		2			2
MEDEXPRESS URGENT CARE - BENTON		2			2
MEDEXPRESS URGENT CARE - MARTINSVILLE		2			2
CVS CA8882POCT SAN CLEMENTE		2			2
ORLANDO HEALTH MEDICAL GROUP		1	1	50%	2
MCCALLIE SCHOOL-STUDENT HEALTH CENTER		2			2
Mount Olivet Careview Home		2			2
ST. VINCENT HOSPITAL			2	100%	2
Harris Hill Nursing Facility		2			2
Errera Community Care Center		2			2
WEST VIRGINIA LABORATORIES			2	100%	2
UNIVERSITY OF BALTIMORE WASHINGTON MEDICAL CENTER			2	100%	2
SUNNYSIDE MANOR		2			2
DELRAY BEACH HEALTH CENTER			2	100%	2
BAYCARE OUTREACH LAB WH SOUTH			2	100%	2
ABILITY DIAGNOSTICS LLC			2	100%	2
FKC AMELIA ISLAND DIALYSIS			2	100%	2
MAYO CLINIC GROUP PRACTICE LABORATORY			2	100%	2
FLAGLER PROFESSIONAL HEALTH CAE SERVICES INC		2			2
CORTLAND PARK REHABILITATION AND NURSING CENTER		1	1	50%	2
CVS TX3702POCT KATY		2			2
RUST MEDICAL CENTER		2			2
Kroger 739 - The Little Clinic La Grange Road		2			2
Manor At Perrysburg		2			2
JACKSON LABORATORY OF GENOMIC MEDICINE		2			2
VISITING PHYSICIANS OF THE TREASURE COAST LLC			2	100%	2
GOSHEN MEDICAL CENTER			2	100%	2

COVID-19: testing by laboratory

Data through May 8, 2021 verified as of May 9, 2021 at 09:25 AM

Data in this report are provisional and subject to change.

The numbers in the table below represent the number of Florida and non-Florida residents for whom test results were received by the Department of Health. A person can be tested by more than one laboratory and can have both positive and negative results. **Therefore, the sum of the numbers in each column will be larger than the total number of people tested.**

Reporting lab	Inconclusive	Negative	Positive	Percent positive	Total
MEDEXPRESS URGENT CARE - SPRINGDALE, S 40TH STREET		2			2
Kroger 667 - The Little Clinic Litchfield Park		2			2
WALGREENS AGUADILLA (ST 177)		2			2
PRESTIGE EMERGENCY ROOM LLC			2	100%	2
NEW YORK CITY DEPARTMENT OF HEALTH			2	100%	2
MEASE MANOR MEMORY CARE		2			2
IMA MEDICAL CENTER OF WEST TAMPA		1	1	50%	2
MAWD PATHOLOGY GROUP			2	100%	2
UWMC MONTLAKE DEPT OF LAB MED			2	100%	2
PUBLIX PHARMACY #1048		2			2
Kroger 519 - The Little Clinic Georgesville Square		2			2
LACORP		1	1	50%	2
MIDWAY PRIMARY CARE LLC		2			2
SYNEOS HEALTH			2	100%	2
WATERS PEDIATRIC CENTER			2	100%	2
Aurora CBOC			2	100%	2
LAREDO EMERGENCY ROOM			2	100%	2
ROCKEFELLER UNIVERSITY CLINICAL GENOMICS LABORATOR		2			2
EASTERN NEW MEXICO UNIVERSITY STUDENT		2			2
HEARTLAND REGIONAL MEDICAL CENTER		1	1	50%	2
The Suites at Western Home Communities		2			2
WALGREENS - 10856		2			2
JULIE STAATS DO		2			2
NEMOURS CHILDRENS HORIZON WEST			2	100%	2
WEST FLORIDA MEDICAL ASSOCIATES			2	100%	2
LAS PALMAS MEDICAL CENTER			2	100%	2
Garden Isle Healthcare and Rehabilitation Center		2			2
NEIGHBORCARE PHARMACY SERVICES		2			2
AYASS BIOSCIENCE LLC			2	100%	2
JUPITER PEDIATRIC ASSOCIATES, PA		1	1	50%	2
DOWN HOME MEDICAL			2	100%	2
NOVA SOUTHEASTERN UNIVERSITY - STUDENT MEDICAL CTR			2	100%	2
BUFFALO CROSSINGS HEALTHCARE AND REHABILITATION CENTER			2	100%	2
INTERMOUNTAIN MEDICAL CENTER			2	100%	2
MEDICAL ARTS LABORATORY			2	100%	2
IN & OUT URGENT CARE METAIRIE			2	100%	2
MD NOW URGENT CARE CENTER INC.			2	100%	2
INTERNAL MEDICINE ASSOCIATES-DUNELLON			2	100%	2
AHC PARIS		2			2
WillowBrooke Court at Southampton Estates		2			2
ACCESS MEDICAL GROUP OF FLORIDA CITY			2	100%	2
PRECISION CLINICAL RESEARCH			2	100%	2
Kroger 853 - The Little Clinic East Broad Street		2			2
MOORE CLINICAL RESEARCH INC			2	100%	2
PRONTO URGENT CARE			2	100%	2
HAPPY KIDZ PEDIATRICS PL		1	1	50%	2

COVID-19: testing by laboratory

Data through May 8, 2021 verified as of May 9, 2021 at 09:25 AM

Data in this report are provisional and subject to change.

The numbers in the table below represent the number of Florida and non-Florida residents for whom test results were received by the Department of Health. A person can be tested by more than one laboratory and can have both positive and negative results. **Therefore, the sum of the numbers in each column will be larger than the total number of people tested.**

Reporting lab	Inconclusive	Negative	Positive	Percent positive	Total
Delaware Court Healthcare Center		2			2
ST ANTHONY'S PINELLAS CARE CLINIC			2	100%	2
RIDGEFIELD PEDIATRIC ASSOCIATES		2			2
Cottage of the Shoals		2			2
GOLISANO PEDIATRICS PORT CHARLOTTE HARBOR		2			2
ACCESS MEDICAL GROUP OF TAMPA II, INC		2			2
MIAMI DADE MEDICAL RESEARCH INSTITUTE			2	100%	2
VA Boston HCS-West Roxbury Division		1	1	50%	2
SAWGRASS PEDIATRIC PARTNERS LLC			2	100%	2
JFK MEDICAL CENTER LABORATORY DEPT		2			2
WISCONSIN STATE LABORATORY OF HYGIENE		1	1	50%	2
CAROLINAS HEALTHCARE SYSTEM LAB			2	100%	2
PORTAGE MEDICAL CENTER			2	100%	2
LABCORP OF AMERICA HOLDINGS		1	1	50%	2
MEMORIAL HEALTH SYSTEM		1	1	50%	2
MEDICAL ASSOCIATES OF BREVARD DR S VYAS			2	100%	2
ELITE MEDICAL LABORATORY SOLUTIONS LLC			2	100%	2
COUNTRY COTTAGE		2			2
HEAD 2 TOE PEDIATRICS, PLLC		1	1	50%	2
PATIENT FIRST MEDICAL CENTER-CARYTOWN			2	100%	2
CITRUS PARK			2	100%	2
CLINICAL REFERENCE LABORATORY, INC		2			2
TULANE MEDICAL CENTER			2	100%	2
CRESTVIEW CLINICAL LABORATORY			2	100%	2
ASHLEY PEDIATRICS			2	100%	2
SIOUX FALLS STORM		2			2
RENFREW CENTERS INC		2			2
Durham VAMC		2			2
GREEN RIVER MEDICAL CENTER			2	100%	2
CVS IN8639POCT TERRE HAUTE		2			2
Virginia Gay Nursing and Rehab		2			2
BROOKDALE PALM BEACH GARDENS			2	100%	2
CHOTA COMMUNITY HEALTH SERVICES		1	1	50%	2
LEXINGTON PLACE			2	100%	2
CVS MO5724POCT KANSAS CITY		2			2
METHODIST SPECIALTY CARE CENTER		2			2
The Grand Rehabilitation & Nursing Utica		2			2
SENECA HEALTH CARE CENTER		2			2
CVS TX7603POCT SAGINAW		2			2
THE RIM URGENT CARE			2	100%	2
NORTH DAKOTA VETERANS HOME		2			2
COLONIAL VILLA GOOD SAMARITAN CENTER		2			2
ONTARIO COUNTY PUBLIC HEALTH		2			2
LAKE SUCCESS EXTENDED CARE		2			2
PIEDMONT ATHENS REGIONAL HOSPITAL LAB			2	100%	2
SOWAL HEALTH & DRUG			2	100%	2

COVID-19: testing by laboratory

Data through May 8, 2021 verified as of May 9, 2021 at 09:25 AM

Data in this report are provisional and subject to change.

The numbers in the table below represent the number of Florida and non-Florida residents for whom test results were received by the Department of Health. A person can be tested by more than one laboratory and can have both positive and negative results. **Therefore, the sum of the numbers in each column will be larger than the total number of people tested.**

Reporting lab	Inconclusive	Negative	Positive	Percent positive	Total
MIDLAND MEMORIAL HOSPITAL			2	100%	2
WyndRidge Health & Rehabilitation		2			2
FLORIDA MEDICAL CLINIC CARDIOLOGY-ZH			2	100%	2
DUKE HEALTH REGIONAL HOSPITAL			2	100%	2
ALLSTATE HEALTH SERVICES, INC		2			2
First Care Living Center/Essentia Health			2	100%	2
URGENT CARE AND SURGERY CENTER			2	100%	2
Garden Care Center		2			2
Tuscola County Medical Care Community		2			2
Mountainview Nursing Home		2			2
ManorCare Rehab Center of Marietta		2			2
University Center East			2	100%	2
PT&J REHAB LLC		1	1	50%	2
ARLINGTON DIALYSIS CENTER LLC		2			2
ROYAL OAK MEDICAL CENTER LLC DBA CHARACTER FAMILY			2	100%	2
THE HOSPITAL OF PROVIDENCE EMERGENCY ROOM			2	100%	2
SOUTH TAMPA AFTER HOURS CLINIC			2	100%	2
MONICE DR.			2	100%	2
CareATC - Enovation Controls			2	100%	2
BAPTIST HOSPITAL PRIMARY CARE GULF BREEZE			2	100%	2
Alden Des Plaines			2	100%	2
GOPATH LABORATORIES			2	100%	2
TMH PHYSICIAN PARTNERS PERRY		2			2
PUBLIC HEALTH LABORATORY	1		1	50%	2
Alden Terrace of McHenry			2	100%	2
CVS IN6559POCT AVON		2			2
STARR CITY OF ROMA COMMUNITY CENTER			2	100%	2
ROCKWALL URGENT CARE			2	100%	2
CVS MA1094POCT GREENFIELD		2			2
MEMORIAL HOSPITAL OF CARBONDALE			2	100%	2
LARKIN COMMUNITY HOSPITAL PALM SPRINGS CAMPUS		1	1	50%	2
CVS OH3980POCT KENT		2			2
MINUTECLINIC DIAGNOSTIC PA #7110		2			2
LONG, SARAH		1	1	50%	2
Macon Valley Nursing and Rehabilitation Center		2			2
Kroger 127 - The Little Clinic Lakewood-Alameda		2			2
PROSPECT URGENT CARE			2	100%	2
FLORIDA KEYS PED & ADOLES CTR			2	100%	2
WELL-KEY URGENT CARE SEVIERVILLE			2	100%	2
SMITH NORTHVIEW HOSPITAL LAB			2	100%	2
FLORIDA MEDICAL CENTER OF CLEARWATER		2			2
BAYMEADOWS PRIMARY CARE		2			2
Camellia Gardens		2			2
CHIPLEY DIALYSIS			2	100%	2
PARKRIDGE MEDICAL CENTER			2	100%	2
BOYKIN		2			2

COVID-19: testing by laboratory

Data through May 8, 2021 verified as of May 9, 2021 at 09:25 AM

Data in this report are provisional and subject to change.

The numbers in the table below represent the number of Florida and non-Florida residents for whom test results were received by the Department of Health. A person can be tested by more than one laboratory and can have both positive and negative results. **Therefore, the sum of the numbers in each column will be larger than the total number of people tested.**

Reporting lab	Inconclusive	Negative	Positive	Percent positive	Total
ESCANDON DIAGNOSTIC CLINIC			2	100%	2
TEQUESTA FAMILY MEDICAL CENTER LLC			2	100%	2
LOWELL GENERAL HOSPITAL			2	100%	2
BAYCARE OUTREACH LAB			2	100%	2
CARELINE PHARMACY AND HEALTHCARE SERVICES		1	1	50%	2
BROOKSVILLE DIALYSIS			2	100%	2
FAST TEST NOW		2			2
UPS			2	100%	2
Edinboro Manor		2			2
DELAWARE VETERANS HOME		2			2
CVS MA41POCT TAUNTON		2			2
TWELVE OAKS RECOVERY CENTER			2	100%	2
OAKS AT AVON,THE		2			2
CVS AZ7855POCT TUCSON		1	1	50%	2
SOUTHERN SPRINGS HEALTH CARE		2			2
MINUTECLINIC DIAGNOSTIC, PA #10252		2			2
KANSAS CITY VA MEDICAL CENTER			2	100%	2
Brown Memorial Home		2			2
DURAND SENIOR CARE & REHAB CENTER		2			2
SUNBRIDGE CARE & REHAB FOR DECATUR		2			2
PALM WEST INTERNIST PA			2	100%	2
Kroger 400 - The Little Clinic Hartley Bridge Rd		1	1	50%	2
Bedford Care Center of Hattiesburg		2			2
ERGENT MED SAINT SIMONS			2	100%	2
MINUTE CLINIC DIAGNOSTICS OF IN, LLC #6252		2			2
PUBLIX PHARMACY #1092		2			2
NATIONWIDE LABORATORY SERVICES		1	1	50%	2
VALLEY BAPTIST MEDICAL CENTER: BROWNSVILLE			2	100%	2
CVS AZ5477POCT SURPRISE		2			2
CONCENTRA - PLANT CITY		2			2
RAPID URGENT CARE - ALBANY			2	100%	2
Mayaguez Outpatient Clinic		2			2
UNIVERSITY COMMUNITY HEALTH SERVICES		1	1	50%	2
PHOEBE BERKS HEALTH CARE CENTER		2			2
PROFESSIONAL DIALYSIS CENTER			2	100%	2
NEMOURS CHILDREN'S PRIMARY CARE OF VERO BEACH			2	100%	2
RAPID MEDLAB (002MO)		2			2
Fairview		1	1	50%	2
JOHN D. ARCHBOLD MEM. HOSPITAL			2	100%	2
FLORIDA PRIMARY CARE CENTER PA		2			2
HELEN HAYES HOSPITAL LABORATORY		2			2
FIRST CHOICE MEDICAL PC			2	100%	2
MELBOURNE URGENT CARE			2	100%	2
MEDICAL ASSOCIATES OF BREVARD LLC		1	1	50%	2
Winer Haven Health and Rehabilitation Center		2			2
PM PEDIATRICS OF BAYSIDE PLLC - BELLER		2			2

COVID-19: testing by laboratory

Data through May 8, 2021 verified as of May 9, 2021 at 09:25 AM

Data in this report are provisional and subject to change.

The numbers in the table below represent the number of Florida and non-Florida residents for whom test results were received by the Department of Health. A person can be tested by more than one laboratory and can have both positive and negative results. **Therefore, the sum of the numbers in each column will be larger than the total number of people tested.**

Reporting lab	Inconclusive	Negative	Positive	Percent positive	Total
AGILE URGENT CARE			2	100%	2
NEW BRIDGE MEDICAL CENTER		2			2
FRESENIUS KIDNEY CARE SOUTH ST PETERSBURG			2	100%	2
Kroger 672 - The Little Clinic Bill Kennedy & Glenwood		2			2
PALMS OF FT MYERS,THE			2	100%	2
CVS SC7567POCT BOILING SPRINGS		1	1	50%	2
MATHER HOSPITAL			2	100%	2
MIDDLEBURG PEDIATRICS			2	100%	2
DIAGNOSTIC CLINIC MEDICAL GROUP INC		2			2
VAULT MEDICAL SERVICES		1	1	50%	2
MEDEXPRESS URGENT CARE - NUTLEY		2			2
FALCON HEALTH CENTER			2	100%	2
SPRINGFIELD HOSPITAL LABORATORY			2	100%	2
Harbert Hills Academy Nursing Home		2			2
MEDEXPRESS URGENT CARE - OMAHA N 72 ST		2			2
MEDEXPRESS URGENT CARE, MILLCREEK		2			2
CHI MEMORIAL PRIMARY CARE ASSOCIATES-A		2			2
MINERS COLFAX MEDICAL CENTER		2			2
MOBILE MEDICAL UNIT- SAINT JOSEPH REG		2			2
UT PATH			2	100%	2
WURLAND NURSING AND REHABILITATION, L		2			2
WESTMINSTER SUNCOAST			2	100%	2
CLEMENT J ZABLOCKI VAMC		2			2
BERGEN COUNTY SURGICAL AND ENDOSCOPY CENTER		2			2
HOLSTON MEDICAL GROUP		2			2
UW HOSPITAL AND CLINICS		1	1	50%	2
MERCY CONVENIENT CARE			2	100%	2
BAPTIST HEALTH PRIMARY CARE AT DORAL			2	100%	2
CVS NE5863POCT OMAHA		1	1	50%	2
WEAKLEY COUNTY REHAB AND NURSING CENTER		2			2
VA Healthcare Center- Newburg		1	1	50%	2
Parkview Care and Rehabilitation Center		2			2
ROUTE 16 PHARMACY LLC DBA HOLLAND PHAR		2			2
Kroger 596 - The Little Clinic Brentwood		2			2
FALMOUTH HOSPITAL		1	1	50%	2
SPECTRA EAST INC		1	1	50%	2
C A R E S OXFORD		1	1	50%	2
RAINY LAKE MEDICAL CENTER			2	100%	2
GOSHEN HOSPITAL			2	100%	2
CHILDREN'S MEDICAL CENTER-EAST ORLANDO			2	100%	2
RABI SINHA, MD		2			2
CROSSTOWN PHARMACY		2			2
ATVIVO LLC		2			2
AUGUSTA HEALTH SKILLED CARE			2	100%	2
ST JOSEPH'S HOSPITAL INC			2	100%	2
A PATTERN MEDICAL CLINIC		2			2

COVID-19: testing by laboratory

Data through May 8, 2021 verified as of May 9, 2021 at 09:25 AM

Data in this report are provisional and subject to change.

The numbers in the table below represent the number of Florida and non-Florida residents for whom test results were received by the Department of Health. A person can be tested by more than one laboratory and can have both positive and negative results. **Therefore, the sum of the numbers in each column will be larger than the total number of people tested.**

Reporting lab	Inconclusive	Negative	Positive	Percent positive	Total
THE EDGEWATER AND WATERMAN VILLAGE			2	100%	2
TENNESSEE DEPARTMENT OF HEALTH (TDH) - REGIONAL LABORATORY			2	100%	2
WELLSTREET SMYNA URGENT CARE		2			2
FLORIDA DEPARTMENT OF HEALTH IN CITRUS COUNTY		2			2
METROHEALTH SYSTEM			2	100%	2
GET WELL EXPRESS URGENT CARE & WALK-IN CLINIC			2	100%	2
ADVENTHEALTH IMAGING PARTIN SETTLEMENT			2	100%	2
Iron County Medical Care Facility		2			2
LINIL VISITING NURSES, INC		2			2
EAST CENTRAL REGIONAL HOSPITAL GRACEWO		2			2
CHESTERFIELD HEALTHCARE GROUP, INC		2			2
UPSON REGIONAL MEDICAL CENTER		1	1	50%	2
RICHICHI FAMILY HEALTH			2	100%	2
UTMB PATHOLOGY CLINICAL SERVICES LABORATORY			2	100%	2
WELLNESS MEDICAL CLINIC			2	100%	2
LIFETIME FAMILY URGENT CARE			2	100%	2
A G RHODES HOME AT WESLEY WOODS		2			2
PRIMACARE MEDICAL LAKEWOOD			2	100%	2
MEDEXPRESS URGENT CARE-MT PLEASANT		1	1	50%	2
REGIONS HOSPITAL LABORATORY			2	100%	2
FLORIDA MENTOR FAULKNER GROUP HOME			2	100%	2
Robert Cranfield			2	100%	2
VANAYER HEALTHCARE AND REHAB CENTER		2			2
MERCY HEALTH LAB		1	1	50%	2
DELAWARE DIAGNOSTICS LABS			2	100%	2
MIDDLE TENN MENTAL HEALTH INSTITUTE		2			2
BOCA RATON REGIONAL HOSPITAL INC			2	100%	2
Kroger 441 - The Little Clinic Middletown		2			2
CQUENTIA NGS, LLC			2	100%	2
FLORIDA COMMUNITY HEALTH CENTERS, INC.			2	100%	2
HANOVER ENDOSCOPY CENTER		2			2
New Jersey Aim At Smg		2			2
Covington Care Nursing and Rehabilitation		2			2
UNIVERSITY OF MARYLAND PATHOLOGY ASSOCIATES			2	100%	2
WAYNE MEMORIAL HOSPITAL		2			2
MOBILE PHLEBOTOMY SERVICES			2	100%	2
Manorcare Health Services West Reading North		2			2
ACL LABORATORIES - ROSEMONT			2	100%	2
COLONIAL HEALTH CARE		1	1	50%	2
ADVENTHEALTH CENTRA CARE POINCIANA			2	100%	2
EASTSIDE SPORTS COMPLEX			2	100%	2
MEDSTAR HEALTH URGENT CARE			2	100%	2
NAVAL BRANCH MEDICAL CLINIC			2	100%	2
KEY WEST HMA PHYSICIAN MANAGEMENT, LLC			2	100%	2
Kroger 020 - The Little Clinic Wheat Ridge		2			2
MINUTECLINIC DIAG OF IND, LLC #6250		2			2

COVID-19: testing by laboratory

Data through May 8, 2021 verified as of May 9, 2021 at 09:25 AM

Data in this report are provisional and subject to change.

The numbers in the table below represent the number of Florida and non-Florida residents for whom test results were received by the Department of Health. A person can be tested by more than one laboratory and can have both positive and negative results. **Therefore, the sum of the numbers in each column will be larger than the total number of people tested.**

Reporting lab	Inconclusive	Negative	Positive	Percent positive	Total
TENNESSEE VALLEY HCS			2	100%	2
SUNCOAST BLOOD BANK			2	100%	2
Van Wert Manor		2			2
Kroger 777 - The Little Clinic Shelbyville		1	1	50%	2
AZALEA HEALTH AND REHABILITATION		2			2
UNIVERSITY HOSPITAL OF BROOKLYN		2			2
BAYSHORE MEDICAL CENTER			2	100%	2
THOMASVILLE REGIONAL MEDICAL CENTER		2			2
LIFT HEALTH		2			2
UNIVERSITY OF TEXAS AT EL PASO, THE			2	100%	2
SOUTH HILLSBOROUGH CBOC			2	100%	2
CAREWELL JW - WORCESTER LNC			2	100%	2
JOHNSON CITY MEDICAL CENTER		1	1	50%	2
Kroger 647 - The Little Clinic Newnan Crossings		1	1	50%	2
CVS AZ9277POCT TUCSON		2			2
TRUE HEALTH INC			2	100%	2
GIGI WOOD DAVIS DO-FAMILY MEDICINE		2			2
Jersey City Medical Center		2			2
BFT LAB			2	100%	2
IRA FIALKO DO			2	100%	2
PPD CLINICAL RESEARCH UNIT			2	100%	2
Eagle Health and Rehabilitation		2			2
MAGNOLIA MANOR OF COLUMBUS		2			2
EXPRESS CARE OF THE SHOALS		1	1	50%	2
ABSOLUTE QUICK CARE		1	1	50%	2
ON-SITE MEDICAL SOLUTIONS		2			2
AEGIS MEDICAL GROUP LLC			2	100%	2
EASTGENE LABORATORIES		2			2
ROYAL PALM PEDIATRICS			2	100%	2
PALM BAY COMMUNITY OUTPATIENT CLINIC		2			2
BAYCARE LABORATORIES			2	100%	2
HOME ACCESS HEALTH			2	100%	2
GENETIC ASSAYS INC			2	100%	2
BIRMINGHAM INTERNAL MEDICINE ASSOCIATE		1	1	50%	2
LP Marietta II, LLC		2			2
HIGHLAND PARK LAKEWOOD PRESTON HOLLOW			2	100%	2
MIDWAY SPECIALTY CARE CENTER INC		2			2
STAGES OF LIFE MEDICAL INSTITUTE			2	100%	2
ABRAKIDABRA PEDIATRIC CLINIC LLC			2	100%	2
AL MANI HEALTH INSTUTUTE		2			2
LOUIS A JOHNSON VAMC		2			2
NEVADA DEPARTMENT OF HEALTH AND HUMAN SERVICES			2	100%	2
LAWRENCE GENERAL HOSPITAL			2	100%	2
CIRRUS DX			2	100%	2
NOSE AND SINUS INSTITUTE OF BOCA RATON		1	1	50%	2
NEW YORK CITY CENTRAL COVID			2	100%	2

COVID-19: testing by laboratory

Data through May 8, 2021 verified as of May 9, 2021 at 09:25 AM

Data in this report are provisional and subject to change.

The numbers in the table below represent the number of Florida and non-Florida residents for whom test results were received by the Department of Health. A person can be tested by more than one laboratory and can have both positive and negative results. **Therefore, the sum of the numbers in each column will be larger than the total number of people tested.**

Reporting lab	Inconclusive	Negative	Positive	Percent positive	Total
UNIVERSITY OF MIAMI SCCC RESEARCH LABORATORY			2	100%	2
POINT OF CARE PRIVATE HEALTH MANAGEMENT			2	100%	2
BMC/JACSONVILLE		1	1	50%	2
Community Resource and Referral Center		2			2
DIAGNOSTIC AFFILIATES			2	100%	2
GRACE HEALTHCARE OF LAKE WALES		1	1	50%	2
MILFORD REGIONAL HOSPITAL			2	100%	2
GPI MEDICAL CENTER, INC			2	100%	2
CROSSROADS			2	100%	2
COMPLETE HEALTH MEDICAL CENTER			2	100%	2
ST JOHNS EPISCOPAL HOSPITAL SOUTH SHORE		1	1	50%	2
MEDPOST - NORTH DALLAS			2	100%	2
LAB PLUS, LLC			2	100%	2
SANFORD REGIONAL HOSPITAL WORTHINGTON		2			2
ADVENT HEALTH - OWASA			2	100%	2
POMONA VALLEY COMMUNITY HOSPITAL			2	100%	2
MID AMERICA CLINICAL LABS			2	100%	2
VA WNYHCS - Buffalo Division		1	1	50%	2
Kroger 409 - The Little Clinic Hebron Marketplace		1	1	50%	2
GOLDSTEIN			2	100%	2
SCHEURER HOSPITAL		2			2
STEWART ST ELIZABETH MEDICAL CENTER			2	100%	2
ST VINCENT'S AMBULATORY CARE INC			2	100%	2
Guilford Health Care Center		2			2
CLEVELAND CLINIC IMAGING			2	100%	2
CVS NC2297335CV GREENSBORO		2			2
PEACE RIVER MEDICAL CENTER		2			2
IMMEDIATE CARE MEDICAL CENTER			2	100%	2
SIMPLY HEALTHCARE AND WELLNESS CLINIC, PC			2	100%	2
Iowa Veterans Home		2			2
ATLANTIC DIAGNOSTICS			2	100%	2
CVS MA335POCT RAYNHAM		2			2
NORTH MANATEE HEALTH CARE CENTER			2	100%	2
CALIFORNIA DEPARTMENT OF PUBLIC HEALTH BRANCH LABORATORY			2	100%	2
CSS- TWELVE OAKS			2	100%	2
QUALITY URGENT CARE CENTER		1	1	50%	2
Green Mountain Nursing and Rehabilitation		2			2
CVS OH4327POCT PAINESVILLE		2			2
APPLECARE VALDOSTA			2	100%	2
PEACE RIVER CENTER CRISIS STABILIZATION UNIT		1	1	50%	2
CVS NC2559POCT CHARLOTTE		2			2
EXCEPTIONAL EMERGENCY CENTER - AMARILLO			2	100%	2
Elba Nursing and Rehabilitation Center, LLC		2			2
MINUTECLINIC DIAGNOSTICS OF OKLAHOMA		2			2
Douglas County Health Center		2			2
COOL KIDZ PEDIATRICS			2	100%	2

COVID-19: testing by laboratory

Data through May 8, 2021 verified as of May 9, 2021 at 09:25 AM

Data in this report are provisional and subject to change.

The numbers in the table below represent the number of Florida and non-Florida residents for whom test results were received by the Department of Health. A person can be tested by more than one laboratory and can have both positive and negative results. **Therefore, the sum of the numbers in each column will be larger than the total number of people tested.**

Reporting lab	Inconclusive	Negative	Positive	Percent positive	Total
EASTLAKE MEDICAL CENTER		2			2
Greystone Nursing and Rehab, LLC			2	100%	2
INSPIRIT SENIOR LIVING			2	100%	2
STATCARE URGENT AND WALK-IN			2	100%	2
POPLAR HEALTHCARE			2	100%	2
UHEALTH CARDIOLOGY			2	100%	2
BAYLOR SCOTT & WHITE COMPREHENSIVE WOUND			2	100%	2
CALIFORNIA DIVISION OF COMMUNICABLE DISEASE CONTROL			2	100%	2
Kroger 096 - The Little Clinic Orchard and Holly		2			2
PHYSICIANS ASSOCIATES PA			2	100%	2
ABSOLUTE CAREGIVERS HOME HEALTH AGENCY INC			2	100%	2
NLC LABS			2	100%	2
MEDEXPRESS URGENT CARE - LINCOLN N 26T		2			2
MORRISTOWN MEMORIAL HOSPITAL		2			2
PRIMARY HEALTH CARE ASSOCIATES INC			2	100%	2
Dexter Health Care		2			2
WALGREENS #06583		2			2
MAJESTIC GUARDIANS			2	100%	2
CVS NV5286POCT HENDERSON		2			2
FAST AID URGENT CARE			2	100%	2
WARE EXPRESS CARE			2	100%	2
DJ Jacobetti Home for Veterans		2			2
Wetumpka Health and Rehab, LLC		2			2
PEACEHEALTH CENTRAL		2			2
PM PEDIATRICS OF BAYSIDE PLLC - HOPEWELL JUNCTION		2			2
YOUTH AND YOU, INC		2			2
COBLESKILL REGIONAL HOSPITAL		2			2
CVS M08581POCT BLUE SPRINGS		1	1	50%	2
WEST FLORIDA MEDICAL ASSOCIATES, PA			2	100%	2
SHELBYVILLE HOSPITAL COMPANY		2			2
PTC LABORATORIES			2	100%	2
HEALTH GROUP CENTER INC			2	100%	2
FEDERAL CORRECTIONAL INSTITUTION MARIANNA			2	100%	2
BAPTIST HEALTHCARE - LAKEVIEW CENTER INC		2			2
ULTIMATE KIDNEY CARE			2	100%	2
WELL HEALTH LABS			2	100%	2
MOUNT ST MARYS HOSPITAL OF NIAGARA FALLS		1	1	50%	2
MEDEXPRESS URGENT CARE - SOUTH CHARLESTON		2			2
WILLOWBROOKE CT AT LIMA ESTATES		2			2
PALM CITY NURSING AND REHAB CENTER			2	100%	2
TRINITAS REGIONAL MEDICAL CENTER		1	1	50%	2
Timber Ridge Health Care Center			2	100%	2
SHEPHERD CENTER CLINICAL LABORATORY		2			2
MCLAREN REGIONAL MEDICAL CENTER			2	100%	2
HCR MANOR CARE SERVICES OF FLORIDA III INC		2			2
VOLUNTEERS OF AMERICA OF FLORIDA			2	100%	2

COVID-19: testing by laboratory

Data through May 8, 2021 verified as of May 9, 2021 at 09:25 AM

Data in this report are provisional and subject to change.

The numbers in the table below represent the number of Florida and non-Florida residents for whom test results were received by the Department of Health. A person can be tested by more than one laboratory and can have both positive and negative results. **Therefore, the sum of the numbers in each column will be larger than the total number of people tested.**

Reporting lab	Inconclusive	Negative	Positive	Percent positive	Total
FLORIDA MEDICAL CLINIC IM LUTz			2	100%	2
CRUC CMCH-COVID-19		2			2
CORNELIA REDDY URGENT CARE		2			2
BAY CORRECTIONAL AND REHABILITATION FACILITY			2	100%	2
CVS TX4794POCT ARLINGTON		2			2
TEXAS HEALTH CARE			2	100%	2
REELFOOT FAMILY WALK IN CLINIC - TIPT		2			2
WALGREENS #13605		2			2
AMERICAN FAMILY CARE URGENT CARE		1	1	50%	2
LIFESPRING COMMUNITY HEALTH		2			2
UNM SANDOVAL REGIONAL MEDICAL CENTER		2			2
EXPRESS CARE OF LEESBURG			2	100%	2
MOBILE HEALTH LABS LLC			2	100%	2
SUNSHINE PHARMACY		2			2
Henry County Health and Rehabilitation		2			2
OELWEIN HEALTH CARE CENTER		2			2
FLORIDA SCHOOL FOR THE DEAF & BLIND			2	100%	2
FAMILY URGENT CARE		2			2
TLC MEDICAL			2	100%	2
Kroger 426 - The Little Clinic Suwanee		2			2
CITY OF NEW YORK DEPARTMENT OF HEALTH			2	100%	2
Life Care Center of Elyria		2			2
DESERT SPRINGS HOSPITAL			2	100%	2
FLORIDA SOUTHERN COLLEGE		1	1	50%	2
OSF ST JOSEPH MEDICAL CENTER			2	100%	2
BLACKBAG DIGITAL HEALTH LLC		2			2
STUDENT HEALTH SERVICES			2	100%	2
DRR JMC URGENT CARE DONALD ROSS			2	100%	2
Beecher Manor Nursing and Rehabilitation Center		2			2
ASCENSION ST MICHAEL'S HOSPITAL LAB		1	1	50%	2
ILLINOIS DEPT OF PUBLIC HEALTH LABS			2	100%	2
MEMORIAL SLOAN KETTERING CANCER CENTER		1	1	50%	2
BELLIN HOSPITAL			2	100%	2
INTEGRITY CLINICAL RESEARCH CENTER INC		1	1	50%	2
A+ URGENT/PRIMARY CARE			2	100%	2
RM PHARMACY SERVICES INC		1	1	50%	2
JMC TALLAHASSEE, LLC			2	100%	2
Essex Center for Rehabilitation and Healthcare		2			2
FRASER MEMORIAL HOSPITAL		1	1	50%	2
DEVLAB, LLC			2	100%	2
Imboden Creek Living Center		2			2
Good Samaritan Society Waukon		2			2
KIVA AT MOUNT DORA			2	100%	2
SHELL POINT HOME HEALTH			2	100%	2
SANTA ROSA COUNTY HEALTH DEPARTMENT			2	100%	2
BAYLOR COLLEGE OF MEDICINE			2	100%	2

COVID-19: testing by laboratory

Data through May 8, 2021 verified as of May 9, 2021 at 09:25 AM

Data in this report are provisional and subject to change.

The numbers in the table below represent the number of Florida and non-Florida residents for whom test results were received by the Department of Health. A person can be tested by more than one laboratory and can have both positive and negative results. **Therefore, the sum of the numbers in each column will be larger than the total number of people tested.**

Reporting lab	Inconclusive	Negative	Positive	Percent positive	Total
BAPTIST HEALTH LEXINGTON			2	100%	2
WOODHILLS LABS			2	100%	2
ADVOCATE SHERMAN HOSPITAL			2	100%	2
HAILE MEDICAL GROUP PA		2			2
RAPID MD			2	100%	2
ADVANCED MEDICAL OF FLORIDA			2	100%	2
STATE OF FLORIDA			2	100%	2
ANNE ARUNDEL MEDICAL CENTER			2	100%	2
Kroger 130 - The Little Clinic Colorado Springs		2			2
AHSC ADVENTHEALTH WELL 65 PLUS		2			2
ST. MARY'S MEDICAL CENTER EVANSVILLE, INC			2	100%	2
DEKALB MEDICAL CENTER LABORATORY			2	100%	2
WALKONCLINIC			2	100%	2
CVS LA1116POCT BATON ROUGE		1	1	50%	2
VA CBOC			2	100%	2
JORDAN VALLEY MEDICAL CENTER			2	100%	2
OHSU LABORATORY SERVICES		2			2
DOCTORS CARE OF PALM COAST			2	100%	2
HEALTH NETWORK			2	100%	2
MEDEXPRESS URGENT CARE - LINCOLN		2			2
GILA REGIONAL MEDICAL CENTER		2			2
MEDEXPRESS URGENT CARE -HOWELL US HWY		2			2
Fox Subacute at Warrington		2			2
LAB CORP OF AMER SAN DIEGO			2	100%	2
AMICUS MEDICAL CENTER LLC			2	100%	2
ROBERTS WESLEYAN COLLEGE HEALTH CENTE		2			2
ADVANTA ANALYTICAL LABORATORIES			2	100%	2
CVS OH6185POCT PICKERINGTON		2			2
FORT MYERS NORTH DIALYSIS		1	1	50%	2
Sanctuary Health Wadsworth		2			2
SALEM VAMC		2			2
Luther Acres Manor		2			2
Walgreens #7156			2	100%	2
ARCADIA DIALYSIS CENTER			2	100%	2
Kroger 619 - The Little Clinic Hendersonville Indian Lake		2			2
ABBEY DELRAY SOUTH IN FLORIDA			2	100%	2
PULMONARY MEDICINE		2			2
ENCOMPASS HEALTH HOME HEALTH		1	1	50%	2
OAKBRIDGE TERRACE AT SAE			2	100%	2
VALUE DRUGS GREENLAWN INC		2			2
SPRING HILL REGIONAL HOSPITAL			2	100%	2
Piney Grove Nursing and Rehabilitation Center		2			2
FL DEPT OF HEALTH MARION COUNTY MOBILE HEALTH UNIT			2	100%	2
BRADENTON DIALYSIS			2	100%	2
ARCPPOINTLABS OF VIRGINIA BEACH		1	1	50%	2
MI Nursing Restorative Center		2			2

COVID-19: testing by laboratory

Data through May 8, 2021 verified as of May 9, 2021 at 09:25 AM

Data in this report are provisional and subject to change.

The numbers in the table below represent the number of Florida and non-Florida residents for whom test results were received by the Department of Health. A person can be tested by more than one laboratory and can have both positive and negative results. **Therefore, the sum of the numbers in each column will be larger than the total number of people tested.**

Reporting lab	Inconclusive	Negative	Positive	Percent positive	Total
Arbors at Stow		2			2
Robert J Dole VAMC		2			2
CPL LABS			2	100%	2
CVS AZ5892POCT LAWEEN		2			2
MOUNT SINAI MEDICAL CENTER OF FLORIDA, INC			2	100%	2
CLEVELAND CLINIC FLORIDA LABORATORY			2	100%	2
CARESPOT URGENT CARE		1	1	50%	2
TSALI CARE CENTER		2			2
CVS PHARMACY INC DBA CVS/PHARMACY # 10600		2			2
MEDEXPRESS URGENT CARE - WOODBURY			2	100%	2
NORTH SHORE MEDICAL CENTER - SALEM HOSPITAL			2	100%	2
Oakmont of Katy Nursing and Rehabilitation		2			2
METHODIST HEALTHCARE - MEMPHIS HOSP		2			2
Kroger 412 - The Little Clinic Oxford		2			2
EASTERN NIAGARA HOSPITAL		2			2
GREEN BAY BLIZZARD OFFICE		2			2
MAGNOLIA ADULT, LLC			2	100%	2
OUR LOVING HANDS COMPANION SERVICE LLC		2			2
AMERICAN MEDICAL LABORATORIES			2	100%	2
GOUVERNEUR HOSPITAL LABORATORY		2			2
NORTH SHORE HEMATOLOGY-ONCOLOGY ASSOCIATES		2			2
EXPRESS PHARMACY INC		1	1	50%	2
ALL CHILDRENS PEDIATRIC CLINIC			2	100%	2
PATIENT FIRST-BATTLEFIELD			2	100%	2
FIRSTCHOICE FAMILY CARE, PLLC		2			2
DAYTONA BEACH CENTRA CARE			2	100%	2
DELAWARE DIVISION OF PUBLIC HEALTH			2	100%	2
BROOKS -TLC HOSPITAL SYSTEM			2	100%	2
HEALTH PARTNERS REGIONAL HOSPITAL			2	100%	2
SCIENTIFIC LABORATORY COMPANY		2			2
CVS OH3306POCT AKRON		1	1	50%	2
CVS MA937POCT CARVER		2			2
CVS IN6611POCT INDIANAPOLIS		1	1	50%	2
Illiana HCS -Danville VAMC		2			2
HEALTH & REHAB CTR AT DOLPHINS VIEW, THE			2	100%	2
BOSTON PUBLIC HEALTH COMMISSION			2	100%	2
Lake Charles Healthcare LLC dba Landmark Lake Charles			2	100%	2
HOLY FAMILY MEDICAL CENTER		1	1	50%	2
CATHOLIC HEALTH LABORATORY SERVICES		2			2
EDGEWATER RETIREMENT MANOR			2	100%	2
MY INSTADOC - HOWELL URGENT CARE		2			2
TRIDENT ANTI AGING LLC			2	100%	2
IN AND OUT URGENT CARE			2	100%	2
STARR COUNTY MEMORIAL HOSPITAL			2	100%	2
AHC Humboldt		2			2
MISSION HOSPITAL REGIONAL MEDICAL CENTER			2	100%	2

COVID-19: testing by laboratory

Data through May 8, 2021 verified as of May 9, 2021 at 09:25 AM

Data in this report are provisional and subject to change.

The numbers in the table below represent the number of Florida and non-Florida residents for whom test results were received by the Department of Health. A person can be tested by more than one laboratory and can have both positive and negative results. **Therefore, the sum of the numbers in each column will be larger than the total number of people tested.**

Reporting lab	Inconclusive	Negative	Positive	Percent positive	Total
Walgreens #9278		2			2
MAINE CENTER FOR DISEASE CONTROL AND PREVENTION			2	100%	2
DALLAS VA MEDICAL CENTER - VA NORTH TEXAS HEALTH CARE SYSTEM			2	100%	2
Kroger 407 - The Little Clinic Lexington		1	1	50%	2
WEST BOCA MEDICAL CENTER			2	100%	2
TGH Brandon Healthplex Laboratory			2	100%	2
ASSOCIATES IN UROGYNECOLOGY MD LLC		2			2
The Laurels of Hendersonville		2			2
ADVANCED FOOT AND ANKLE OF INDIAN RIVER		2			2
UNIVERSITY OF MISSOURI HEALTH CARE			2	100%	2
WillowBrooke Court at Westminster Village		2			2
Lynwood		2			2
Kroger 550 - The Little Clinic Bellevue		2			2
CARBON HEALTH			2	100%	2
Colonial Manor Nursing and Rehabilitation Center		2			2
MEDEXPRESS URGENT CARE - ROSS TOWNSHIP		2			2
SUMMIT CLINICAL LABORATORIES LLC			2	100%	2
WILCOX MEDICAL CENTER-ALMA COLLEGE		2			2
REHOBOTH MCKINLEY CHRISTIAN HOSPITAL		2			2
WARD MEMORIAL HOSPITAL		2			2
Cooperstown Center for Nursing and Rehabilitation		2			2
HEALTHCARE NETWORK			2	100%	2
SPRINGS MEDICAL LAB		1	1	50%	2
BLANCHARD VALLEY HOSPITAL LABORATORY			2	100%	2
BIOMAT USA			2	100%	2
LIFEGUARD AMBULANCE SERVICES LLC, TEXAS- SAN			2	100%	2
EXPERTUS LABORATORIES, INC.			2	100%	2
Parkridge Specialty Care		2			2
SELECT MEDICAL CLINIC			2	100%	2
URGENTMED PLANTATION			2	100%	2
PALM MEDICAL CENTER - PLANT CITY		2			2
CARTERSVILLE URGENT CARE		1	1	50%	2
CVS NC6633POCT FAYETTEVILLE		2			2
RIVER CITY MEDICAL ASSOCIATES, INC			2	100%	2
NEMOURS CHILDREN'S PRIMARY CARE THE VILLAGES		2			2
SPRING VALLEY HOSPITAL MEDICAL CENTER			2	100%	2
PREMIER FAMILY CARE I, INC			2	100%	2
CARTER BLOOD CARE			2	100%	2
DIGESTIVE DISEASE CARE PC		2			2
CHNJ		2			2
VAULT HEALTH			2	100%	2
MEDEXPRESS URGENT CARE - BROOKHAVEN		2			2
MED-LAKE LABORATORY, LLC			2	100%	2
VILLAGES HEALTH SYSTEM, LLC, THE			2	100%	2
DALLAS MEDICAL CENTER			2	100%	2
POMERENE HOSPITAL			2	100%	2

COVID-19: testing by laboratory

Data through May 8, 2021 verified as of May 9, 2021 at 09:25 AM

Data in this report are provisional and subject to change.

The numbers in the table below represent the number of Florida and non-Florida residents for whom test results were received by the Department of Health. A person can be tested by more than one laboratory and can have both positive and negative results. **Therefore, the sum of the numbers in each column will be larger than the total number of people tested.**

Reporting lab	Inconclusive	Negative	Positive	Percent positive	Total
NYUMC CLINICAL LABORATORIES			2	100%	2
HOPE HEALTH & WELLNESS		2			2
VA Central California HCS		2			2
PRIMARY CARE SERVICES AT EDGEWATER		2			2
ELMHURST MEMORIAL HOSPITAL			2	100%	2
AMEDISYS HOME HEALTH OF GREENVILLE			2	100%	2
Fairlane Gardens Nursing and Rehab at Reading		2			2
WELLSTREET - PONCE DE LEON		2			2
FLORIDA MEDICAL CLINIC, LLC			2	100%	2
SECOND STREET GROUP HOME		1			1
WALMART PHARMACY 10-4554		1			1
DOCTORS MEMORIAL HOSP HOME HEALTH CARE		1			1
VELOCITY URGENT CARE - CHIMNEY HILL			1	100%	1
FAMILY PRACTICE OF CENTRAL FLORIDA PA			1	100%	1
Sunnybrook Rehabilitation Center			1	100%	1
ROMULO CAMOGLIANO MD/INTERNAL MEDICINE			1	100%	1
WALGREENS WAYNE			1	100%	1
MBMG OF WINTER HAVEN			1	100%	1
Birmingham Nursing and Rehabilitation East LLC		1			1
1ST MED DOTHAN			1	100%	1
URGENT DOC -NACOGODOCHES CLINIC			1	100%	1
ARIZA WELLNESS CARE LLC			1	100%	1
IVY CREEK FAMILY CARE OF TROY			1	100%	1
Kroger 353 - The Little Clinic Harpers Point		1			1
ALLIANCE LABORATORY SERVICES			1	100%	1
BRIDGES AT LIFE CARE CENTER OF OCALA, THE			1	100%	1
BETTER U BETTER LIFE WELLNESS LLC			1	100%	1
GAMMA HEALTHCARE, INC		1			1
ADVENTHEALTH PHYSICIAN GROUP - APPLEWOOD			1	100%	1
ALBUQUERQUE INDIAN HEALTH CENTER		1			1
Rio Grande City Nursing and Rehab Center			1	100%	1
DISCOVERY AT HOME, LLC			1	100%	1
NABI		1			1
Monument Health Strugis Care Center		1			1
GADSDEN FAMILY PRACTICE		1			1
CAN COMMUNITY HEALTH LLC		1			1
Spring Gate Rehab and Healthcare Center		1			1
DERMDX, DIV OF AURORA DIAGNOSTICS/BERNHARDT LAB		1			1
SIGNATURE CARE MIDLAND			1	100%	1
MD NOW MEDICAL CENTERS, INC			1	100%	1
VA North May Outpatient Clinic		1			1
Robinson Terrace Rehabilitation and Nursing Center		1			1
Nemours Children's Clinic-Orla			1	100%	1
FLORIDA ADVANCED MEDICAL AND DERM AESTHETICS LLC			1	100%	1
SUMMIT DETOX INC			1	100%	1
ROSEN MEDICAL CENTER AT ROSEN COLLEGE CAMPUS			1	100%	1

COVID-19: testing by laboratory

Data through May 8, 2021 verified as of May 9, 2021 at 09:25 AM

Data in this report are provisional and subject to change.

The numbers in the table below represent the number of Florida and non-Florida residents for whom test results were received by the Department of Health. A person can be tested by more than one laboratory and can have both positive and negative results. **Therefore, the sum of the numbers in each column will be larger than the total number of people tested.**

Reporting lab	Inconclusive	Negative	Positive	Percent positive	Total
PUBLIX PHARMACY #1114			1	100%	1
OMC PRIMARY CARE - HOSPITAL CAMPUS			1	100%	1
TEXAS HEALTH ARLINGTON MEMORIAL		1			1
PERRY COUNTY NURSING HOME		1			1
COASTAL PEDIATRICS LLC			1	100%	1
NEMOURS CHILDREN'S PRIMARY CARE			1	100%	1
Signature Healthcare of Fort Wayne		1			1
JOHN MANCHIN SR HEALTH CARE CENTER		1			1
Higland Pointe Health and Rehabilitation center		1			1
MID FLORIDA BIOLOGICALS			1	100%	1
FALKVILLE HEALTHCARE		1			1
MADISON REHABILITATION HOSPITAL		1			1
CARSON NURSING AND REHABILITATION CENTER		1			1
CITRONELLE HEALTH AND REHABILITATION CENTER		1			1
BAPTIST HEALTH PRIMARY CARE AT CUTLER BAY			1	100%	1
TEXAS HEALTH ARLINGTON MEMORIAL HOSPITAL			1	100%	1
OMAHA VA MEDICAL CENTER			1	100%	1
ACUTE AND COMMUNICABLE DISEASE PREVENTION			1	100%	1
HEALTH CARPENTER PLLC		1			1
MID-FLORIDA PATHOLOGY LLC		1			1
PEDRO MENENDEZ HEALTH CENTER AT ST JOHNS			1	100%	1
PCG MOLECULAR			1	100%	1
TRIHEALTH			1	100%	1
Lantern Park Specialty Care		1			1
ECHCS - Jewell Clinic		1			1
Greenfield Health & Rehab Center		1			1
THE INTERNAL MEDICAL GROUP		1			1
ST JOHNS PEDIATRICS PA		1			1
Kroger 006 - The Little Clinic Uintah Gardens		1			1
AMERICAN LAB LLC		1			1
LAS PALOMAS SENIOR LIVING		1			1
OAKWOOD HOSPITAL - SOUTHSHORE			1	100%	1
BORINQUEN HEALTH CENTER			1	100%	1
ADVENTHEALTH MEDICAL GROUP COLORECTAL SURGERY AT		1			1
HARDVARD VANGUARD MEDICAL ASSOCIATES - NEEDHAM			1	100%	1
FAIRFIELD MEDICAL CENTER			1	100%	1
Crisp Regional Nursing and Rehab Center		1			1
KANA MEDICAL			1	100%	1
EVANS FAMILY CARE PA			1	100%	1
ST JOHNS MEDICAL CENTER		1			1
Valley View Health and Rehabilitation, LLC		1			1
LIFE CARE CENTER OF HILTON HEAD		1			1
COVID CLINIC, INC			1	100%	1
Marysville Care Center		1			1
FAMILY MEDICAL CLINIC KENDALL LLC			1	100%	1
Melbourne Terrace Rehabilitation Center			1	100%	1

COVID-19: testing by laboratory

Data through May 8, 2021 verified as of May 9, 2021 at 09:25 AM

Data in this report are provisional and subject to change.

The numbers in the table below represent the number of Florida and non-Florida residents for whom test results were received by the Department of Health. A person can be tested by more than one laboratory and can have both positive and negative results. **Therefore, the sum of the numbers in each column will be larger than the total number of people tested.**

Reporting lab	Inconclusive	Negative	Positive	Percent positive	Total
THE LITTLE CLINIC, LLC			1	100%	1
TAMPA FAMILY HEALTH CENTERS			1	100%	1
COASTAL ER IX, PHYSICIANS PREMIER			1	100%	1
BEACH CARE PLLC			1	100%	1
Kroger 670 - The Little Clinic Powell		1			1
CLEVELAND HEARTLAB			1	100%	1
FRIO REGIONAL PRIMARY CARE AND URGENT CARE CLINIC			1	100%	1
Oklahoma Methodist Manor			1	100%	1
BOCA GENERAL AND FAMILY MEDICINE		1			1
Greene Meadows Nursing and Rehabilitation Center		1			1
JACKSON GENERAL HOSPITAL			1	100%	1
DOYLESTOWN HOSPITAL			1	100%	1
MEDICAL ASSOCIATES OF THE SHOALS		1			1
Walgreens #12695			1	100%	1
SMITH			1	100%	1
ISSAM ALBANNA MD PA			1	100%	1
TMH URGENT CARE CENTER			1	100%	1
GENEVA FAMILY HEALTH			1	100%	1
HUNTERS CREEK MEDICAL ASSOCIATES PA		1			1
INDIAN RIDGE		1			1
Mason Health and Rehab		1			1
Ohman Family Living at Holly Assisted Living		1			1
ST. MARY MEDICAL CENTER		1			1
FIRST MEDICAL RESPONSE OF TEXAS, INC			1	100%	1
Kroger 465 - The Little Clinic Oakley		1			1
FAMILY MEDICAL CENTER		1			1
HUDSON REGIONAL HOSPITAL			1	100%	1
ARCADIA OUTREACH LAB			1	100%	1
SOUTHWESTERN STATE HOSPITAL LABORATORY			1	100%	1
CTMD MEDICAL CENTER, PA			1	100%	1
SOUTHERN HILLS MEDICAL CENTER			1	100%	1
VOLUSIA MEDICAL CENTER			1	100%	1
Kroger - KRO03500568			1	100%	1
MD NOW URGENT CARE			1	100%	1
CENTRAL ALABAMA HEALTH CARE SYSTEM			1	100%	1
WOODSTOCK HEALTH DEPARTMENT			1	100%	1
Eden Meadows		1			1
AMERICAN MEDICAL RESPONSE - FARMER BRA		1			1
FLORIDA KEYS PED AND ADOLES CTR			1	100%	1
TITUSVILLE CENTER FOR SURGICAL EXCELLENCE LLC		1			1
Altenheim Senior Living		1			1
ALTAMONTE SPRINGS WALK IN MED CENTER			1	100%	1
PINEBROOK CARE AND REHABILITATION CENTER			1	100%	1
FIT4LIFE MEDICAL CENTER			1	100%	1
WESTMINSTER COLLEGE		1			1
ORMOND PEDIATRICS PA			1	100%	1

COVID-19: testing by laboratory

Data through May 8, 2021 verified as of May 9, 2021 at 09:25 AM

Data in this report are provisional and subject to change.

The numbers in the table below represent the number of Florida and non-Florida residents for whom test results were received by the Department of Health. A person can be tested by more than one laboratory and can have both positive and negative results. **Therefore, the sum of the numbers in each column will be larger than the total number of people tested.**

Reporting lab	Inconclusive	Negative	Positive	Percent positive	Total
CASA DE ORO CARE AND REHABILITATION CE		1			1
Kroger 63 - The Little Clinic Glassford Hill Rd		1			1
SHERIDAN VAMC		1			1
SEVEN HILLS HEALTHCARE GROUP LLC DBA		1			1
AFC URGENT CARE BEVERLY			1	100%	1
Kroger 618 - The Little Clinic Trail Creek Village		1			1
ASHLEY PEDIATRICS DAY & NIGHT CLINIC			1	100%	1
FLOYD MEDICAL CENTER/CLINICAL LAB		1			1
JOHN PETER SMITH HOSPITAL- OB TRIAGE			1	100%	1
SMYTH COUNTY COMMUNITY HOSPITAL LABORATORY			1	100%	1
MEMORIAL SATILLA HEALTH			1	100%	1
BRISTOL CHILDRENS CLINIC			1	100%	1
MONONGAHELA VALLEY HOSPITAL			1	100%	1
HOSPITAL METROPOLITANO SAN GERMAN			1	100%	1
VIRTUA HEALTH AND REHABILITATION		1			1
MEDEXPRESS URGENT CARE - HAZLET			1	100%	1
CARROLL UNIVERSITY STUDENT HEALTH CENTER		1			1
JUP Serology SubSection			1	100%	1
Lodge Nursing & Rehab Center		1			1
SUNCOAST PRIMARY CARE LLC			1	100%	1
ATHENS LIMESTONE HOSPITAL		1			1
Southwest Louisiana Veterans Home			1	100%	1
Allen Health and Rehabilitation		1			1
MEDICAL CITY DENTON			1	100%	1
ATLANTA PLUS URGENT CARE, LLC			1	100%	1
MERRILL GARDENS AT CHAMPIONSGATE			1	100%	1
HEALTHCARE AND REHAB OF SANFORD			1	100%	1
Kroger 683 - The Little Clinic Foothills Plaza		1			1
CVS NY2297002CV NEW YORK			1	100%	1
KENT		1			1
CARENOW LAKE WORTH			1	100%	1
SOUTHEASTERN PATHOLOGY ASSOCIATES			1	100%	1
Big River Nursing and Rehab		1			1
Urgent Care 24/7 Orlando LLC			1	100%	1
UUHC - REDSTONE HEALTH CENTER LABORATORY			1	100%	1
SOUTH COUNTY MEDICAL CENTER			1	100%	1
DAVIS, CASEY		1			1
STATE OF CALIFORNIA DOH SERVICES			1	100%	1
Chateau Girardeau			1	100%	1
HALEYVILLE HEALTH CARE CENTER		1			1
COMMUNITY MEDICAL CENTER-ORANGE CITY		1			1
STEPHEN G NELSON MD PA			1	100%	1
TEVAPHARM			1	100%	1
WILLOW DALE WELLNESS VILLAGE APARTMENT		1			1
BAPTIST MINOR MEDICAL CENTER			1	100%	1
HAMILTON CI MAIN UNIT ANNEX/ WORK CAMP			1	100%	1

COVID-19: testing by laboratory

Data through May 8, 2021 verified as of May 9, 2021 at 09:25 AM

Data in this report are provisional and subject to change.

The numbers in the table below represent the number of Florida and non-Florida residents for whom test results were received by the Department of Health. A person can be tested by more than one laboratory and can have both positive and negative results. **Therefore, the sum of the numbers in each column will be larger than the total number of people tested.**

Reporting lab	Inconclusive	Negative	Positive	Percent positive	Total
Monument Health Custer Care Center		1			1
CVS MO8595POCT RAYMORE		1			1
ACCESS MEDICAL GROUP OF TAMPA INC			1	100%	1
SIGNATURE CARE MEMORIAL CITY			1	100%	1
MISSION HOSPITAL - MEMORIAL CAMPUS			1	100%	1
BAPTIST HOSPITAL FAMILY MEDICINE &			1	100%	1
TRITENN LLC		1			1
FAMILY MEDICAL CARE OF MOUNT DORA INC			1	100%	1
FOUNDATION LABORATORY			1	100%	1
BRANKO D PEJIC MD FAMILY PRACTICE			1	100%	1
Baypoint Healthcare Center			1	100%	1
CAPSTONE REHABILITATION AND HEALTHCARE		1			1
ST. JOHN HOSPITAL & MEDICAL CENTER			1	100%	1
HEALTH PARTNERS LLC		1			1
ARTIS SENIOR LIVING OF DAVIE, LLC		1			1
MANOR CARE OF DELRAY BEACH FL LLC		1			1
BIOMAT ORLANDO		1			1
CONCORDIA MANOR			1	100%	1
KIOSK MEDICINE OF KENTUCKY LLC		1			1
HILTON HEAD HOSPITAL/INPATIENT			1	100%	1
PROGENESIS INC			1	100%	1
Manassas Health & Rehab			1	100%	1
Ravenwood Speciality Care		1			1
SUPREME MEDICAL GROUP PLLC			1	100%	1
BRETON REHABILITATION & LIVING CENTRE		1			1
EUROFINS VIRACOR			1	100%	1
Niles Nursing and Rehab. Center		1			1
NORTON HOSPITAL			1	100%	1
BEAUMONT REFERENCE LABORATORY			1	100%	1
ALPHA CLINICAL LABORATORY CORP.			1	100%	1
TRUMAN MEDICAL CENTER - HOSPITAL HILL			1	100%	1
GEAUGA REGIONAL HOSPITAL		1			1
MARTIN MEM FAMILY CARE AT ST LUCIE W			1	100%	1
PALMS WEST SURGICENTER		1			1
Indianspring of Oakley		1			1
SUMMERFIELD PAIN MANAGEMENT			1	100%	1
FIRST CARE WALK IN CLINIC LLC			1	100%	1
ST MICHAEL'S ELITE MEDICAL HOSPITAL			1	100%	1
WESTMORELAND REGIONAL HOSPITAL			1	100%	1
CLINICAL RESEARCH OF WEST FLORIDA		1			1
Victory Health and Rehabilitation			1	100%	1
ALLIED PHYSICIANS GROUP		1			1
BELMONT VILLAGE AT JOHNS CREEK		1			1
Senior Rehab & Recovery Center at Limestone Health Facility		1			1
KETAMINE HEALTH CENTERS OF WEST PALM BEACH LLC		1			1
AMERICAN FAMILY CARE - SMYRNA			1	100%	1

COVID-19: testing by laboratory

Data through May 8, 2021 verified as of May 9, 2021 at 09:25 AM

Data in this report are provisional and subject to change.

The numbers in the table below represent the number of Florida and non-Florida residents for whom test results were received by the Department of Health. A person can be tested by more than one laboratory and can have both positive and negative results. **Therefore, the sum of the numbers in each column will be larger than the total number of people tested.**

Reporting lab	Inconclusive	Negative	Positive	Percent positive	Total
HALIFAX HEALTH PRIMARY CARE ORMOND			1	100%	1
Kroger 368 - The Little Clinic Frankfort West		1			1
AVERA ST. MARY'S HOSPITAL			1	100%	1
Kroger 569 - The Little Clinic Gallatin		1			1
VA Ann Arbor HCS - Toledo CBOC		1			1
MED BAR LLC		1			1
AURORA MEDICAL CENTER-KENOSHA			1	100%	1
USC VERDUGO HILLS HOSPITAL			1	100%	1
BIOMERIEUX			1	100%	1
INNOVATIVE CARE PARTNERS PLLC			1	100%	1
MDS PHARMA SERVICES		1			1
Wildwood Healthcare		1			1
SACRED HEART HOSPITAL NURSING			1	100%	1
UNIVERSITY OF TOLEDO MEDICAL CENTER			1	100%	1
QLABS			1	100%	1
SPHERE DX			1	100%	1
AFFILIATED LABORATORIES INC			1	100%	1
CHI ST VINCENT LITTLE ROCK DIAGNOSTIC CLINIC			1	100%	1
NEXTCARE NIFONG			1	100%	1
VA Central Western Massachusetts HCS		1			1
Ramsey Village		1			1
ANMED HEALTH MEDICAL CENTER			1	100%	1
WILLOWBROOKE COURT AT MATTHEWS GLEN		1			1
PRIORITY CARE LLC			1	100%	1
Shoreline Care Center			1	100%	1
SOUTHWEST FLORIDA DIVISION LAB			1	100%	1
MEMORIAL URGENT CARE CENTER -			1	100%	1
SACRED HEART HEALTH SYSTEM- MIDWIFE PROGRAM			1	100%	1
Advanced Rehabilitation of Vernon		1			1
Avon Health Center		1			1
Community Compassion Center of Batesville			1	100%	1
GENESIS MICROBIOLOGY LAB		1			1
Jenkins Living Center		1			1
Falmouth By The Sea			1	100%	1
MEDEXPRESS URGENT CARE-MEADVILLE			1	100%	1
441 URGENT CARE CENTER - BROWNWOOD			1	100%	1
INFINITY HOME CARE OF PORT CHARLOTTE, LLC			1	100%	1
ADVENTHEALTH MEDICAL GROUP UROLOGY AT EAST ORLANDO		1			1
PROGRESSIVE MEDICAL RESEARCH			1	100%	1
THE CHRIST HOSPITAL			1	100%	1
Isle Health and Rehabilitation Center			1	100%	1
MEDICAL CENTER FRANKLIN			1	100%	1
SACRED HEART HOSPITAL			1	100%	1
GOOD SAMARITAN SOCIETY-FOREST CITY		1			1
Hempfield Manor		1			1
BLOOD SYSTEMS LABORATORIES			1	100%	1

COVID-19: testing by laboratory

Data through May 8, 2021 verified as of May 9, 2021 at 09:25 AM

Data in this report are provisional and subject to change.

The numbers in the table below represent the number of Florida and non-Florida residents for whom test results were received by the Department of Health. A person can be tested by more than one laboratory and can have both positive and negative results. **Therefore, the sum of the numbers in each column will be larger than the total number of people tested.**

Reporting lab	Inconclusive	Negative	Positive	Percent positive	Total
HEALTH & WELLNESS PROFESSIONALS INC			1	100%	1
RIVERSIDE MEDICAL CENTER		1			1
CUSTOM SCRIPTS PHARMACY		1			1
CHILDRENS DOCTOR OF TAMPA BAY, THE			1	100%	1
FORT MYERS DIALYSIS		1			1
STEWARD FLORIDA ALF, INC			1	100%	1
White Oak Manor - Rock Hill		1			1
PULSE MEDICAL DOCTOTS LLC			1	100%	1
Chesapeake Shores - Signature HealthCare LLC		1			1
ST JOHN HOSPITAL & MEDICAL CENTER MICRO			1	100%	1
OUCH URGENT CARE			1	100%	1
BROOKSHIRE, THE			1	100%	1
SAINT JOSEPHS HOSPITAL OF ATLANTA			1	100%	1
STAT EMERGENCY CENTER			1	100%	1
SANFORD LABORATORIES WATERTOWN			1	100%	1
San Antonio Residence and Rehabilitation Center		1			1
FLAGLER PROFESSIONAL HEALTH CARE SERVICES INC		1			1
Heartland of Perrysburg		1			1
FAU MEMORY & WELLNESS CENTER			1	100%	1
BALLAD HEALTH MEDICAL ASSOCIATES URGENT CARE - JOHNSON CITY			1	100%	1
Maplewood of Cheshire County		1			1
CATERPILLAR INC - MIAMI DISTRIBUTION CENTER			1	100%	1
CERMAK HEALTH SERVICES			1	100%	1
ADVANCED RESEARCH AND DIAGNOSTIC LABORATORY UNIVERSITY OF MINNESOTA			1	100%	1
HEALTH SERVICES-COLUMBIA COLLEGE		1			1
SOUTHWEST REGIONAL PCR LABORATORY			1	100%	1
WALGREENS #15369		1			1
WINDMOOR HEALTHCARE			1	100%	1
Heritage Inn Health and Rehabilitation		1			1
CHC			1	100%	1
WHEATON FRANCISCAN LABORATORY			1	100%	1
MEMORIAL HOSPITAL LOS BANOS			1	100%	1
CAREHERE HUDSON BAY			1	100%	1
LAMARQUE DIALYSIS			1	100%	1
MT ST RITA HEALTH CENTRER		1			1
NSPIRE HEALTHCARE PLANTATION			1	100%	1
SEATTLE-KING COUNTY			1	100%	1
ASHLEY CLINICAL DIAGNOSTIC LABORATORY			1	100%	1
JPS HEALTH CENTER AT TRUE WORTH PLACE			1	100%	1
CVS IL2297651CV JOLIET		1			1
Bayou Vista Community Care Center			1	100%	1
CENTRAL FLORIDA HEALTH CARE, INC			1	100%	1
WILSON FAMILY MEDICINE LLC		1			1
DR AZIZ CLINIC			1	100%	1
KIDS CARE PEDIATRICS			1	100%	1
FRESENIUS SOUTH FORT MYERS		1			1

COVID-19: testing by laboratory

Data through May 8, 2021 verified as of May 9, 2021 at 09:25 AM

Data in this report are provisional and subject to change.

The numbers in the table below represent the number of Florida and non-Florida residents for whom test results were received by the Department of Health. A person can be tested by more than one laboratory and can have both positive and negative results. **Therefore, the sum of the numbers in each column will be larger than the total number of people tested.**

Reporting lab	Inconclusive	Negative	Positive	Percent positive	Total
LEELANAU OPCO, LLC		1			1
PHOEBE HOME INC		1			1
STERLING HOUSE OF PORT ORANGE		1			1
COMMUNITY			1	100%	1
Walgreens #3661		1			1
CARENOW MURFREESBORO MEDICAL CENTER PK		1			1
Carrollton Manor Inc		1			1
BAPTIST HOSPITAL FAMILY MEDICINE TIGER POINT			1	100%	1
LAKE LURE HEALTH CENTER			1	100%	1
Manor Care of Dallastown d/b/a ManorCare Health Services - Dallastown		1			1
NORTH FLORIDA FAMILY MEDICINE			1	100%	1
HALE KUPUNA HERITAGE HOME		1			1
PATIENT FIRST - GARRISONVILLE			1	100%	1
WESTON COUNTY HEALTH SERVICES			1	100%	1
SUNSHINE PEDIATRICS OF LUTz			1	100%	1
BELLMORE PEDIATRICS		1			1
ENCOMPASS HEALTH REHABILITATION HOSPITAL OF		1			1
TRAFALGAR DIALYSIS			1	100%	1
BETHESDA DIALYSIS			1	100%	1
CARESPOT EXPRESS HEALTHCARE BOYNTON BEACH			1	100%	1
WASHINGTON SOLDIERS HOME AND COLONY		1			1
Accordius Health at Harrisonburg		1			1
Strasburg Care Center		1			1
BOND COUNTY HEALTH DEPARTMENT			1	100%	1
TOMAH VAMC			1	100%	1
USCG BASE MIAMI BEACH MEDICAL LAB		1			1
PEDIATRIC ASSOCIATES OF JULINGTON CREEK			1	100%	1
DIMMIT REGIONAL HOSPITAL			1	100%	1
ALWAYS BEST CARE HOME HEALTH AGENCY			1	100%	1
HAWKEYE CARE CENTER DUBUQUE		1			1
Hawthorne House		1			1
WEST CARVER MEDICAL ASSOCIATES		1			1
MEDSTOP PHARMACY			1	100%	1
TITUS REGIONAL MEDICAL CENTER			1	100%	1
ST LUKES SURGICAL AT THE VILLAGES INC			1	100%	1
SUNRISE CLINIC SANTA ROSA		1			1
ST MARYS HEALTH CARE SYSTEM		1			1
Greencroft Goshen		1			1
St. Mary's Care Center		1			1
HIBISCUS COURT			1	100%	1
REVIVE			1	100%	1
LYSTER MAIN LAB, FT RUCKER		1			1
ENCOMPASS HEALTH REHABILITATION HOSPITAL OF UTAH		1			1
ORMOND MEDICAL ARTS FAMILY PRACTICE PL			1	100%	1
MEDICAL COLLEGE OF GEORGIA MEDICAL CENTER			1	100%	1
RED BUG LAKE ROAD OVIEDO COVID			1	100%	1

COVID-19: testing by laboratory

Data through May 8, 2021 verified as of May 9, 2021 at 09:25 AM

Data in this report are provisional and subject to change.

The numbers in the table below represent the number of Florida and non-Florida residents for whom test results were received by the Department of Health. A person can be tested by more than one laboratory and can have both positive and negative results. **Therefore, the sum of the numbers in each column will be larger than the total number of people tested.**

Reporting lab	Inconclusive	Negative	Positive	Percent positive	Total
TAMPA HEALTH CARE PROVIDERS PA		1			1
GENERATIONS CENTER OF SPENCER		1			1
CHILDREN'S AT SATELLITE BOULEVARD URGE		1			1
MEDEXPRESS URGENT CARE - HAMILTON SQUA		1			1
CARESPOT - LEE VISTA			1	100%	1
INTERNAL MEDICINE OF SOUTHWEST FLORIDA			1	100%	1
SUNRISE/QUAY COUNTY HEALTH CLINIC		1			1
MEADOWS PARK HEALTH AND REHABILITATION		1			1
WALGREENS # 11165		1			1
LACKAWANNA HEALTH AND REHAB CENTER		1			1
BAYLOR SCOTT & WHITE ALL SAINTS MEDICAL CENTER FT			1	100%	1
Whispering Pines Nursing & Rehabilitation Center		1			1
CAROLINAS PHYSICIAN NETWORK			1	100%	1
ATLANTIS VISION CENTER			1	100%	1
OXLEY PARK HEALTH & REHAB		1			1
MISSION REGIONAL MEDICAL CENTER			1	100%	1
BIODORON LABORATORIES			1	100%	1
MEDEXPRESS-DOVER		1			1
SANTA CLARA VALLEY MEDICAL CENTER			1	100%	1
Seacrest Village		1			1
EXPRESS LAB LIVINGSTON			1	100%	1
WELLSTREET CLAIRMONT		1			1
Pinnacle Health and Rehab at South Portland		1			1
GENESIS HOME HEALTH CARE SERVICES OF			1	100%	1
CHATEAU MADELEINE - SENIOR LIVING & MEMORY CARE			1	100%	1
PINELLAS POINT NURSING AND REHAB CENTER			1	100%	1
SJMC PHYSICIAN SERVICES			1	100%	1
Hillside Rehab and Care Center			1	100%	1
NAVICENT HEALTH OCONEE, LLC		1			1
FAIRVIEW SOUTHDALE			1	100%	1
AFC URGENT CARE SWAMPSCOTT			1	100%	1
BAYLOR SCOTT & WHITE MEDICAL SURGICAL CLINIC			1	100%	1
HARRIS URGENT CARE CENTER			1	100%	1
COLOMBO'S PHARMACY		1			1
CONVENIENT MD			1	100%	1
CLERMONT PEDIATRICS, PA			1	100%	1
WALGREENS #4086		1			1
Kroger 838 - The Little Clinic Fairborn		1			1
EVENTIDE LUTHERAN HOME		1			1
Central Alabama Veterans HCS - West Campus		1			1
Shelbyville Manor		1			1
KAISER PERMANENTE REGIONAL REFERENCE LABORATORY		1			1
VALLEY HOSPITAL MEDICAL CENTER		1			1
PRECISE PATHOLOGY ASSOCIATES PLLC			1	100%	1
CHILDREN'S AT CHAMBLEE BROOKHAVEN URGE		1			1
MEDEXPRESS URGENT CARE - LEOMINSTER		1			1

COVID-19: testing by laboratory

Data through May 8, 2021 verified as of May 9, 2021 at 09:25 AM

Data in this report are provisional and subject to change.

The numbers in the table below represent the number of Florida and non-Florida residents for whom test results were received by the Department of Health. A person can be tested by more than one laboratory and can have both positive and negative results. **Therefore, the sum of the numbers in each column will be larger than the total number of people tested.**

Reporting lab	Inconclusive	Negative	Positive	Percent positive	Total
MRMC LAB MICRO			1	100%	1
PATIENT FIRST - HAMILTON		1			1
AHC Dyersburg		1			1
URGENTMED			1	100%	1
HIGHLANDS CLINICAL LABORATORY			1	100%	1
INTERIM HEALTHCARE OF PALM COAST			1	100%	1
PRIME CARE FAMILY MEDICINE			1	100%	1
Cerentry Senior Care-White Bear Lake		1			1
Traymore Nursing Center		1			1
ANDERSON NURSING CENTER			1	100%	1
SHANNON MEDICAL CENTER			1	100%	1
KENDALL PEDIATRICS PARTNERS LLC			1	100%	1
Northern Nevada State Veterans Home		1			1
ARTESIAN HOME		1			1
DR Q PEDIATRICS			1	100%	1
HEALTH GUAGE			1	100%	1
FRESENIUS MEDICAL CARE TRADTION			1	100%	1
MARYLAND DEPARTMENT OF HEALTH AND MENTAL HYGIENE			1	100%	1
Raleigh Center (WV)			1	100%	1
LAKE VIEW COURT		1			1
US LABORATORIES			1	100%	1
MOUNTAINVIEW URGENT CARE VALLEY		1			1
BRISTOL REGINAL MEDICAL CENTER			1	100%	1
SETON HILL UNIVERSITY		1			1
AMBRY GENETICS CORP	1				1
BARTLE'S PHARMACY INC			1	100%	1
INTERNAL MEDICINE ASSOCIATES OF LAKE			1	100%	1
LABORATORY COPRORATION OF AMERICA			1	100%	1
MEDICAL CITY LAS COLINAS			1	100%	1
WEST FLORIDA MEDICAL CENTER CLINIC			1	100%	1
KEY WEST BRANCH MEDICAL CLINIC			1	100%	1
MARTIN LUTHER KING RENAL INSTITUTE			1	100%	1
DEVLIN MANOR NURSING AND REHABILITATION		1			1
ARIZONA STATE LABORATORY			1	100%	1
MYLAN-SOUTH POINT PA		1			1
MEA PRIMARY CARE PLUS BYRAM			1	100%	1
NORTH BREVARD CHILDRENS MEDICAL CENTER			1	100%	1
PROGRESSIVE MEDICAL LAB LLC			1	100%	1
APPLECARE URGENT CARE KINGSLAND			1	100%	1
Brio of Johnston		1			1
HOLMES FAMILY PRACTICE PA			1	100%	1
ELATION HEALTH		1			1
WARREN GENERAL HOSPITAL			1	100%	1
Walgreens #10988		1			1
MEDICAL UNIVERSITY OF SOUTH CAROLINA			1	100%	1
INTERIM HEALTHCARE			1	100%	1

COVID-19: testing by laboratory

Data through May 8, 2021 verified as of May 9, 2021 at 09:25 AM

Data in this report are provisional and subject to change.

The numbers in the table below represent the number of Florida and non-Florida residents for whom test results were received by the Department of Health. A person can be tested by more than one laboratory and can have both positive and negative results. **Therefore, the sum of the numbers in each column will be larger than the total number of people tested.**

Reporting lab	Inconclusive	Negative	Positive	Percent positive	Total
CARE ADVANTAGE			1	100%	1
SOUTHERN OHIO MEDICAL CENTER			1	100%	1
SISTERS MISSION			1	100%	1
Medilodge of Kalamazoo		1			1
D'YOUVILLE SCHOOL OF PHARMACY		1			1
REGIONAL MEDICAL CENTER			1	100%	1
INNOVATIVE HEALTH DIAGNOSTIC OF CALIFORNIA			1	100%	1
APPLECARE URGENT CARE			1	100%	1
BRIDGEWAY CENTER INC			1	100%	1
SAINT FRANCIS HOSPITAL			1	100%	1
Hinesville VA Clinic		1			1
Grays Harbor Health and Rehabilitation		1			1
RADIANCE HEALTH RX		1			1
ADVANCED LABORATORY SERVICES			1	100%	1
Absolut Care of Gasport		1			1
Chateau Dville Rehab & Retirement		1			1
Churchman Village LLC		1			1
SPRINGFIELD HOSPITAL			1	100%	1
ADDINGTON PLACE EAST LAKE		1			1
Good Samaritan Society - Albion		1			1
DPH OP LAB			1	100%	1
Summit Medical Group Morristown Oncology		1			1
SPECTRUM LUDINGTON			1	100%	1
YOUTH HEALTH CENTER OF HUNTINGTON		1			1
MEDEXPRESS URGENT CARE - JACKSON		1			1
HEALTHCARE PARTNERS FAMILY MEDICINE LLC			1	100%	1
MOUNT DORA DIALYSIS			1	100%	1
FLORIDA WATERMAN HOSPITAL			1	100%	1
JUPITER MEDICAL GROUP			1	100%	1
SILVER SPRINGS SHORES DIALYSIS			1	100%	1
RYE BEACH PHARMACY INC		1			1
THE EMORY CLINIC			1	100%	1
WALKIN MEDICAL URGENT CARE,NEW CITY			1	100%	1
CAH ACQUISITION COMPANY 11 LLC			1	100%	1
FLORIDA DEPARTMENT OF HEALTH PALM BEACH COUNTY			1	100%	1
TAYLOR COUNTY HEALTH DEPARTMENT			1	100%	1
COURTLAND TERRACE		1			1
CVS IL7142POCT LOCKPORT		1			1
CHILDRENS AT NORTH POINT URGENT CARE L		1			1
Walgreens #12153		1			1
MAINE HEALTH AND ENVIRONMENTAL TESTING LABORATORY			1	100%	1
WELLCARE URGENT CARE			1	100%	1
TMH PHYSICIAN PARTNERS QUINCY			1	100%	1
SANTA CRUZ COUNTY HEALTH SERVICES			1	100%	1
LOUISIANA STATE LAB			1	100%	1
SUNSHINE FAMILY & WELLNESS CENTER			1	100%	1

COVID-19: testing by laboratory

Data through May 8, 2021 verified as of May 9, 2021 at 09:25 AM

Data in this report are provisional and subject to change.

The numbers in the table below represent the number of Florida and non-Florida residents for whom test results were received by the Department of Health. A person can be tested by more than one laboratory and can have both positive and negative results. **Therefore, the sum of the numbers in each column will be larger than the total number of people tested.**

Reporting lab	Inconclusive	Negative	Positive	Percent positive	Total
WALGREENS #06025		1			1
PUTNAM COUNTY PUBLIC HEALTH UNIT WIC		1			1
WALGREENS # 12338		1			1
BREVARD COUNTY JAIL			1	100%	1
JOHN H. STROGER, JR. HOSPITAL OF COOK COUNTY			1	100%	1
VERITAS GENETICS, INC.			1	100%	1
PARKVIEW MANOR NURSING HOME		1			1
REGIONAL MED CTR BAYONET POINT			1	100%	1
Hillside Manor Rehabilitation and Extended Care Center		1			1
Wedgewood Manor		1			1
REHABILITATION CENTER OF SOUTH GEORGIA		1			1
SOUTHERN FAMILY HEALTH			1	100%	1
Trenton Health and Rehabilitation		1			1
CYPRESS CREEK DIALYSIS CTR			1	100%	1
Freedom Pointe at The Villages			1	100%	1
Kroger 705 - The Little Clinic Richmond		1			1
MIAMI JEWISH DIALYSIS			1	100%	1
A.G. Rhodes		1			1
HEARTLAND NURSING & REHABILITATION		1			1
ENCOMPASS HEALTH REHAB HOSP TOMS RIVER		1			1
The Center at Centennial			1	100%	1
ALLEGANY COUNTY DEPARTMENT OF HEALTH		1			1
AURORA CONSOLIDATED LABORATORY			1	100%	1
HENRICO DOCTORS HOSPITAL LABORATORY			1	100%	1
CLEVELAND CLINIC FLORIDA WAIVED			1	100%	1
Orange City Nursing and Rehab Center			1	100%	1
WORKFORCE HEALTH DEPARTMENT			1	100%	1
FIVE STAR PREMIER RESIDENCES OF POMPANO BEACH			1	100%	1
GENESIS HEALTH SYSTEM			1	100%	1
IMMERSION RECOVERY CENTER LLC			1	100%	1
Kroger - KR001100688			1	100%	1
WALKERS DRUG STORE			1	100%	1
EUROFINS PHOENIX			1	100%	1
LOGAN COUNTY HOSPITAL			1	100%	1
Kroger 016 - The Little Clinic Centennial		1			1
AMBULATORY CARE CLINIC, LLC			1	100%	1
BAPTIST HOSPITAL EAST			1	100%	1
Remarkable Healthcare Dallas			1	100%	1
APC HEALTH LLC			1	100%	1
CONNECTICUT PEDIATRICS @ CHC		1			1
MCR HEALTH MEDICAL EXPRESS			1	100%	1
AESTHETIC PHYSICIANS PC			1	100%	1
Rosa Coplon Jewish Home and Infirmary		1			1
NOVANT HEALTH PRINCE WILLIAM WELLNESS CENTER			1	100%	1
MEDICAL LIFE-INC GUIDEWELL EMERGENCY MEDICINE			1	100%	1
LANGLEY DIALYSIS			1	100%	1

COVID-19: testing by laboratory

Data through May 8, 2021 verified as of May 9, 2021 at 09:25 AM

Data in this report are provisional and subject to change.

The numbers in the table below represent the number of Florida and non-Florida residents for whom test results were received by the Department of Health. A person can be tested by more than one laboratory and can have both positive and negative results. **Therefore, the sum of the numbers in each column will be larger than the total number of people tested.**

Reporting lab	Inconclusive	Negative	Positive	Percent positive	Total
SOPHIA MEDICAL ASSOCIATES, PC			1	100%	1
RIO GRANDE REGIONAL HOSPITAL FAMILY PRACTICE CLINIC			1	100%	1
Piqua Manor		1			1
NEMOURS CHILDREN'S PRIMARY CARE			1	100%	1
LAKEWOOD RANCH URGENT CARE PA			1	100%	1
DORAL KIDNEY CENTER			1	100%	1
Juniper Village at Bucks County		1			1
NEW RIVER HEALTH DISTRICT			1	100%	1
MED FIRST URGENT CARE CENTERS INC			1	100%	1
PALMETTO CHARTER SCHOOL		1			1
MEDCARE QUALITY MEDICAL CENTER LLC			1	100%	1
SC-GA2018 THE RIDGE REHABILITATION & H		1			1
ADVANCED RESEARCH INSTITUTE			1	100%	1
VANAJA SUREDDI MD PA			1	100%	1
Avista Nursing and Rehab			1	100%	1
ST. JOSEPH MERCY ANN ARBOR HOSPITAL			1	100%	1
MYCLINIC, INC			1	100%	1
NULEASE MEDICAL SOLUTIONS			1	100%	1
OMNICARE PHARMACY OF TEXAS 1, LP		1			1
DORA HOME CARE			1	100%	1
ROSE MEDICAL CENTER LAB			1	100%	1
ABRAKIDABRA KIDS CLINIC			1	100%	1
CVS OH3481POCT MARYSVILLE		1			1
YOUR KIDS URGENT CARE			1	100%	1
CENTER AT WATERFRONT		1			1
UNIVERSITY OF MIAMI - LENNAR CENTER			1	100%	1
ADVANCE CARDIOVASCULAR IMAGING, INC			1	100%	1
TRIPLE O RESEARCH INSTITUTE PA			1	100%	1
BROOKSVILLE REGIONAL HOSPITAL			1	100%	1
EH FARGO HOSPITAL LABORATORY			1	100%	1
FAMILY HEALTHCARE SERVICES			1	100%	1
CORPORATION OF AMERICA		1			1
MEDEXPRESS URGENT CARE - WILLINGBORO		1			1
CONEY ISLAND HOSP			1	100%	1
HALIFAX FAMILY HEALTH CENTER			1	100%	1
View Ridge Care Center		1			1
CORVALLIS CLINIC PC LAB		1			1
FAMILY MEDICAL CENTER OF HOLLYWOOD PA			1	100%	1
WYTHE CNTY COMMUNITY HOSP LABORATORY			1	100%	1
CARDIAC AND VASCULAR CONSULTANTS MD PA		1			1
HUNTSVILLE HOSPITAL			1	100%	1
MEDHEALTH CLINICAL INC			1	100%	1
MT VIEW			1	100%	1
HATLEY HEALTH CARE, INC		1			1
HEARTLAND OF ZEPHYRHILLS FL, LLC			1	100%	1
METHODISM MIDLOTHIAN MEDICAL CENTER			1	100%	1

COVID-19: testing by laboratory

Data through May 8, 2021 verified as of May 9, 2021 at 09:25 AM

Data in this report are provisional and subject to change.

The numbers in the table below represent the number of Florida and non-Florida residents for whom test results were received by the Department of Health. A person can be tested by more than one laboratory and can have both positive and negative results. **Therefore, the sum of the numbers in each column will be larger than the total number of people tested.**

Reporting lab	Inconclusive	Negative	Positive	Percent positive	Total
CORE OCCUPATIONAL MEDICINE			1	100%	1
PALM BEACH PEDIATRIC UROLOGY			1	100%	1
Caldwell Care		1			1
Stonespring Transitional Care		1			1
ALLEGHENY COUNTY HEALTH DEPARTMENT - PUBLIC HEALTH LABORATORY			1	100%	1
GULF COUNTY HEALTH DEPARTMENT			1	100%	1
CLARKSVILLE MANOR INC		1			1
THYROID SPECIALTY LABORATORY			1	100%	1
PINECREST MANOR		1			1
DESTIN SURGERY CENTER LTD		1			1
Williamstown Commons			1	100%	1
NEW ULM MEDICAL CENTER			1	100%	1
PREVENTIVE CARDIOLOGY AND INTERNAL MEDICINE ASSOCI			1	100%	1
NHC HEALTH CARE CENTER		1			1
INDIANA INTERNAL MEDICINE			1	100%	1
FAITH FAMILY PRACTICE			1	100%	1
Kempsville Health and Rehab Center		1			1
JET MEDICAL CENTER			1	100%	1
SINAI URGENT CARE FORT WORTH, LLC			1	100%	1
INDIGO PALMS			1	100%	1
GULF BREEZE TREATMENT CENTER, LLC			1	100%	1
IC LABS			1	100%	1
VIVIAN SIMMONS FAMILY PRACTICE			1	100%	1
CFHC - FROSTPROOF			1	100%	1
NHSN_AIMS		1			1
CELEBRATION FAMILY PHYSICIANS LLC			1	100%	1
PRESTIGE ER			1	100%	1
NORTH CAROLINA STATE LABORATORY OF PUBLIC HEALTH, SPECTRUM LAB NETWORK			1	100%	1
RENEGADEXBIO, PBC	1				1
LIBERTY COMMONS NURSING AND REHABILITA		1			1
BROOKDALE WEST PALM BEACH			1	100%	1
FLORIDA HOSPITAL TRANSPLANT CENTER		1			1
FAMILY MEDICAL CENTERS			1	100%	1
Walgreens #9121		1			1
TMH PHYSICIAN PARTNERS WAKULLA			1	100%	1
BACON COUNTY HOSPITAL		1			1
PENNY PEDIATRICS		1			1
NORTH WEST FLORIDA DIAGNOSTIC ENOCRINOLOGY CLINIC			1	100%	1
WALGREENS #05150		1			1
MIAMI CHILDRENS HOSPITAL MIDTOWN OUTPATIENT CENTER			1	100%	1
Good Samaritan Society-Atkinson		1			1
BLUE RIDGE URGENT CARE MORGANTON			1	100%	1
VIP STARNETWORK		1			1
KELLY			1	100%	1
PEDIATRIC ASSOCIATES - JACKSONVILLE			1	100%	1
SARASOTA MEMORIAL HOSPITAL		1			1

COVID-19: testing by laboratory

Data through May 8, 2021 verified as of May 9, 2021 at 09:25 AM

Data in this report are provisional and subject to change.

The numbers in the table below represent the number of Florida and non-Florida residents for whom test results were received by the Department of Health. A person can be tested by more than one laboratory and can have both positive and negative results. **Therefore, the sum of the numbers in each column will be larger than the total number of people tested.**

Reporting lab	Inconclusive	Negative	Positive	Percent positive	Total
CVS TX7824POCT GARLAND		1			1
TRANSCEND PERFORMANCE AND LIFESTYLE INSTITUTE			1	100%	1
JOHN HOPKINS WELLNESS CENTER PEPSICO			1	100%	1
Medilodge of Midland		1			1
BIOLOGICAL AND CHEMICAL EMERGENCIES LABORATORY			1	100%	1
Masonic Medical Research Institute			1	100%	1
PUBLIC HEALTH LABORATORIES			1	100%	1
CARENOW URGENT CARE-HENDERSONVILLE		1			1
EAST END PEDIATRICS		1			1
CVS PA2867POCT FOLSOM		1			1
EMERALD HEALTH CARE		1			1
MID-SOUTH URGENT CARE, PLLC			1	100%	1
MOUNT SINAI HOSPITAL OF QUEENS			1	100%	1
MARYWOOD HEIGHTS		1			1
MEDEXPRESS URGENT CARE - LAWTON		1			1
PASCO COUNTY HEALTH DEPARTMENT			1	100%	1
CAN COMMUNITY HEALTH NORTH MIAMI, FL		1			1
COASTAL MANOR		1			1
CLINTON DRUG STORE		1			1
Central Alabama Veterans HCS - East Campus		1			1
ANDREWS			1	100%	1
ALTA BATES SUMMIT MEDICAL CENTER CLINICAL LAB			1	100%	1
Kroger 539 - The Little Clinic Memorial Blvd.		1			1
LAB. CORP. OF AMERICA			1	100%	1
ULTIMATE DX CORP			1	100%	1
LAKE CHELAN COMMUNITY HOSPITAL		1			1
HEARTLAND PHARMACY SEBRING			1	100%	1
Walgreens #5421		1			1
TILLAMOOK COUNTY GENERAL HOSPITAL LAB		1			1
Villa Maria			1	100%	1
BARDMOOR EMERGENCY CARE CENTER			1	100%	1
UCSD MICROBIOLOGY LABORATORY			1	100%	1
Diversicare of Eupora		1			1
WELLPATH			1	100%	1
TITUSVILLE TOWERS ASSISTED LIVING		1			1
RIVERTON CBOC			1	100%	1
MAHONEY PEDIATRICS PA			1	100%	1
TILE PHARMACY		1			1
SAINT ALPHONSUS REGIONAL MEDICAL CENTER			1	100%	1
ALL AMERICAN FAMILY AND GERIATRIC CARE			1	100%	1
VICTORIA PAIN AND REHABILITATION CENTER			1	100%	1
PSL JAX BEACH OPERATIONS LLC			1	100%	1
UHEALTH LEJEUNE INTERNAL MEDICINE			1	100%	1
PUBLIX PHARMACY #0332		1			1
PALMA CEIA MED GROUP-SWANN		1			1
Oakview Manor Health and Rehab		1			1

COVID-19: testing by laboratory

Data through May 8, 2021 verified as of May 9, 2021 at 09:25 AM

Data in this report are provisional and subject to change.

The numbers in the table below represent the number of Florida and non-Florida residents for whom test results were received by the Department of Health. A person can be tested by more than one laboratory and can have both positive and negative results. **Therefore, the sum of the numbers in each column will be larger than the total number of people tested.**

Reporting lab	Inconclusive	Negative	Positive	Percent positive	Total
HANCOCK REGIONAL HOSPITAL		1			1
CLINICAL LABORATORY DEPARTMENT			1	100%	1
MEMPHIS URGENT CARE #2, LLC			1	100%	1
METHODIST HOSPITAL SOUTHLAKE			1	100%	1
WALGREENS #05432		1			1
SAINT AGNES HOSPITAL			1	100%	1
IDAHO HEALTH DEPARTMENT			1	100%	1
MINUTECLINIC DIAGNOSTIC OF TN PC #6437		1			1
Accordius Health at Gastonia			1	100%	1
TOTAL FAMILY CARE		1			1
CULVER CITY URGENT CARE			1	100%	1
CEPERO PEDIATRICS PA			1	100%	1
ADVANCE GASTROENTEROLOGY			1	100%	1
CHILDRENS HEALTHCARE CTE OF NORTHERN		1			1
ST. MICHAEL'S ELITE HOSPITAL			1	100%	1
PALM BEACH COUNTY SHERIFF OFFICE			1	100%	1
NORTHEAST GEORGIA HEALTH SYSTEM			1	100%	1
Riverside Nursing & Rehabilitation Center		1			1
PROVIDENCE HOSPITAL			1	100%	1
CLINICAL MICROBIOLOGY LAB FAIRVIEW UNIVERSITY HOSPITAL			1	100%	1
WATERSIDE HEALTH & REHAB CENTER, LLC		1			1
TALLAHASSEE DIALYSIS		1			1
CLINICAL CARE, INC			1	100%	1
UF HEALTH EMERGENCY CENTER LABORATORY		1			1
J F K PEDIATRICS			1	100%	1
MEDEXPRESS URGENT CARE - PINE BLUFF S		1			1
MED LAB SERVICES, LLC			1	100%	1
Oak Hill Health & Rehabilitation Center			1	100%	1
THE HOSPITALS OF PROVIDENCE EMERGENCY ROOM			1	100%	1
NEMOURS CHILDRENS URGENT CARE			1	100%	1
INTERNAL MEDICINE GROUP OF WINTER HAVEN PA		1			1
FREDERICK AVENUE GROUP HOME		1			1
CARESPOT - WELLINGTON			1	100%	1
Cornerstone at the Ranch		1			1
MEDEXPRESS WELL - OLDSMAR			1	100%	1
HOLYOKE MEDICAL CENTER			1	100%	1
Kroger 527 - The Little Clinic Hwy 70 S.		1			1
MORELL			1	100%	1
Bolingreen Health and Rehabilitation		1			1
CLIFTON-FINE HOSPITAL LABORATORY		1			1
TREASURE COAST MEDICAL CONCIERGE LLC			1	100%	1
PENROSE HOSPITAL			1	100%	1
PHOEBE PRIMARY CARE CAMILLA			1	100%	1
SUNY AT STONY BROOK			1	100%	1
NEXTCARE SUN CITY			1	100%	1
PORT ORANGE DIALYSIS			1	100%	1

COVID-19: testing by laboratory

Data through May 8, 2021 verified as of May 9, 2021 at 09:25 AM

Data in this report are provisional and subject to change.

The numbers in the table below represent the number of Florida and non-Florida residents for whom test results were received by the Department of Health. A person can be tested by more than one laboratory and can have both positive and negative results. **Therefore, the sum of the numbers in each column will be larger than the total number of people tested.**

Reporting lab	Inconclusive	Negative	Positive	Percent positive	Total
MIAMI-DADE COUNTY HEALTH DEPT.		1			1
PARKWAY REGIONAL MEDICAL CENTER LAB			1	100%	1
UNIVERSITY PLACE NURSING CENTER		1			1
CONNECTICUT CVS PHARMACY, LLC		1			1
HEALTHPLUS			1	100%	1
OCALA REGIONAL DIALYSIS- NORTH			1	100%	1
C V S / PHARMACY #833		1			1
FAYETTE MEDICAL CENTER LAB		1			1
PULMONARY, CRITICAL CARE AND SLEEP DISORDERS INSTITUTE OF SOUTH FLORID			1	100%	1
GATEWAY COMMUNITY SERVICES INC			1	100%	1
Royal Palm Beach Health and Rehab Center			1	100%	1
SAINT LEO UNIVERSITY INCORPORATED			1	100%	1
TENNOVA HEALTHCARE - CLEVELAND			1	100%	1
Fairhope		1			1
RESOURCE PATH LLC			1	100%	1
Bethel Lutheran Nursing & Rehabilitation Center		1			1
NEXTCARE NOGALES			1	100%	1
Memorial Health Care Center			1	100%	1
HOLLAND COMMUNITY HOSPITAL		1			1
HSRE-ASL CASSELBERRY TRS, LLC			1	100%	1
LIMA MEMORIAL HOSPITAL			1	100%	1
REFERENCE LABORATORY			1	100%	1
CONCENTRA - OCALA		1			1
CHATSWORTH ASSISTED LIVING COMMUNITY AT PGA NATIONAL			1	100%	1
WILMINGTON NURSING AND REHAB			1	100%	1
WESTOX LABS		1			1
Medilodge of East Lansing		1			1
EVEXIA DIAGNOSTICS			1	100%	1
HIGHLAND LABORATORY			1	100%	1
CARENOW URGENT CARE-MURFREESBORO			1	100%	1
WEST VIRGINIA UNIVERSITY HOSPITALS			1	100%	1
Heartland Health Care Center Jacksonville			1	100%	1
ARLINGTON ADULT RESIDENTIAL FACILITY, INC			1	100%	1
BMRHC HARRISON		1			1
QUALITY LAB			1	100%	1
ADVANCED MEDICAL LABORATORIES (AML)			1	100%	1
MORGAN MEDICAL CENTER		1			1
777 URGENT CARE			1	100%	1
MEMORIAL HERMANN KATY HOSPITAL			1	100%	1
CHI MEMORIAL HOSPITAL CHATTANOOGA			1	100%	1
Port Orange Nursing And Rehab Center			1	100%	1
RCP OF MEMORIAL WEST			1	100%	1
ST LUKE'S BOISE REGIONAL MEDICAL CENTER		1			1
POUDRE VALLEY HOSPITAL			1	100%	1
MANHATTAN EYE EAR AND THROAT HOSPITAL		1			1
MEDEXPRESS URGENT CARE-HAVERHILL		1			1

COVID-19: testing by laboratory

Data through May 8, 2021 verified as of May 9, 2021 at 09:25 AM

Data in this report are provisional and subject to change.

The numbers in the table below represent the number of Florida and non-Florida residents for whom test results were received by the Department of Health. A person can be tested by more than one laboratory and can have both positive and negative results. **Therefore, the sum of the numbers in each column will be larger than the total number of people tested.**

Reporting lab	Inconclusive	Negative	Positive	Percent positive	Total
Ashland Place Health and Rehabilitation, LLC		1			1
ALL PRO ORTHOPEDICS & SPORTS MEDICINE, PA			1	100%	1
TEMPLE TERRACE DIALYSIS			1	100%	1
SYNAPSE ANALYTICAL LABS		1			1
BRADENTON CONVENTION CENTER			1	100%	1
LIFESTREAM BEHAVIORAL CENTER INC			1	100%	1
DEVITA		1			1
NIHCC			1	100%	1
CHAMBREL AT PINECASTLE			1	100%	1
ATHENS MEDICAL CENTER			1	100%	1
SEABROOK EMS			1	100%	1
MAIN STREET PHARMACY OF MARCELLUS, INC		1			1
SAINT PETE MRI			1	100%	1
SHAW MEDICAL GROUP LLC			1	100%	1
MEMORIAL PHYSICIANS LABORATORY			1	100%	1
Diversicare of Ripley		1			1
SOUTH TEXAS HEALTH SYSTEM ER - WARE ROAD			1	100%	1
EXACCARE KINGSTON, LLC			1	100%	1
Kroger 588 - The Little Clinic Thompsons Station		1			1
SALEM HOSPITAL REGIONAL LABORATORY		1			1
NEW MILFORD HOSPITAL			1	100%	1
PALOMAR MEDICAL CENTER			1	100%	1
Kroger - KRO03400316			1	100%	1
Northwest Metro VA OPC		1			1
Encompass Health Rehab Hosp Tinton Falls		1			1
ELLCOTT CENTER FOR REHABILITATION AND		1			1
HORIZON MEDICAL CENTER			1	100%	1
Dupage Care Center			1	100%	1
Kroger 397 - The Little Clinic Frankfort East		1			1
ADVANCED BIOMEDICAL INC			1	100%	1
MONMOUTH MEDICAL CENTER		1			1
SANITAS RESEARCH LLC			1	100%	1
SUN CITY DIAGNOSTIC CENTER			1	100%	1
WELLINGTON WEST 100176			1	100%	1
Waycross VA CBOC		1			1
PATIENT FIRST - CHERRY HILL		1			1
JOHNSON & JOHNSON VISION CARE-VISTAKON			1	100%	1
SUTTER HEALTH SACRAMENTO SIERRA REGION			1	100%	1
FLORIDA HEALTH CARE MEDICAL GROUP		1			1
ORLANDO PHYSICIAN NETWORK		1			1
SUMMIT HEALTHCARE REGIONAL MEDICAL		1			1
CLEVELAND CLINIC OHIO LABORATORIES			1	100%	1
MEMORIAL HERMANN SOUTHWEST HOSPITAL			1	100%	1
PLANTATION DIALYSIS			1	100%	1
WALGREENS #15291		1			1
WELLSTREET - SADDLEBROOK		1			1

COVID-19: testing by laboratory

Data through May 8, 2021 verified as of May 9, 2021 at 09:25 AM

Data in this report are provisional and subject to change.

The numbers in the table below represent the number of Florida and non-Florida residents for whom test results were received by the Department of Health. A person can be tested by more than one laboratory and can have both positive and negative results. **Therefore, the sum of the numbers in each column will be larger than the total number of people tested.**

Reporting lab	Inconclusive	Negative	Positive	Percent positive	Total
HIGH DESERT COURT GROUP HOME			1	100%	1
park avenue extended care		1			1
Glen Oaks Health and REhabilitation		1			1
CVS MA1121POCT WESTFORD		1			1
Lexington Medical Center Extended Care		1			1
Broomall Manor		1			1
ADVANCE HEALTH AND WELLNESS SOLUTIONS			1	100%	1
Washington County Nursing Home			1	100%	1
ST JOSEPHS CHILDRENS HOSPITAL PEDI TRANSPORT			1	100%	1
ST LUKE'S CORNWALL HOSPITAL N			1	100%	1
PATIENT FIRST - WOODBURY		1			1
BOTTINEAU GOOD SAMARITAN CENTER		1			1
GUILFORD IMMEDIATE CARE, SYAH, LLC		1			1
WALGREENS #5130			1	100%	1
SPECIALTY DRUG TESTING			1	100%	1
Medicalodges Neosho			1	100%	1
CVS IL5822POCT MOKENA		1			1
CAREWELL URGENT CARE FITCHBURG			1	100%	1
CDR MAGUIRE - STUART MISSION			1	100%	1
LRHS Pablo Urgent Care		1			1
INFANTS & CHILDREN PA			1	100%	1
BHS PHYSICIAN NETWORK			1	100%	1
MINUTE CLINIC DIAGNOSTIC MED GRP OF CA		1			1
Indian Oaks Living Center		1			1
CareATC - Columbia College #58		1			1
ODESSA MEMORIAL HOSPITAL			1	100%	1
NEW ERA COMMUNITY HEALTH CENTER LLC		1			1
SYNERGENE LABORATORY			1	100%	1
LEGACY AT HIGHWOODS PRESERVE		1			1
SMA BEHAVIORAL HEALTH SERVICES INC		1			1
WELLSTAR STUDENT SERVICES-MARIETTA CLI		1			1
QUALITY CLINICAL LAB LLC			1	100%	1
WYOMING OPCO, LLC DBA MEDILODGE OF WYO		1			1
EMPATH HOME HEALTH LLC			1	100%	1
SCRIPPS MERCY HOSPITAL			1	100%	1
CRUSADER COMMUNITY HEALTH			1	100%	1
DYNACARE NORTHWEST INC			1	100%	1
FLORIDA ORTHOPAEDIC INSTITUTE SURGERY		1			1
GWINNETT MEDICAL CENTER			1	100%	1
Kroger 500 - The Little Clinic Speedway		1			1
ANY LAB TEST NOW JACKSONVILLE		1			1
DOCTORS HOSPITAL OF LAREDO			1	100%	1
URGENT CARE CENTER OF PORT ORANGE LLC			1	100%	1
DAVITA DIALYSIS-NORTH			1	100%	1
PHYSICIANS URGENT CARE PLLC		1			1
TENNOVA ER - SANGO			1	100%	1

COVID-19: testing by laboratory

Data through May 8, 2021 verified as of May 9, 2021 at 09:25 AM

Data in this report are provisional and subject to change.

The numbers in the table below represent the number of Florida and non-Florida residents for whom test results were received by the Department of Health. A person can be tested by more than one laboratory and can have both positive and negative results. **Therefore, the sum of the numbers in each column will be larger than the total number of people tested.**

Reporting lab	Inconclusive	Negative	Positive	Percent positive	Total
SIERRA HEALTH CARE CENTER		1			1
SMITH KLINE			1	100%	1
HARMONY HEALTHCARE ORLANDO INC		1			1
HIDALGO FAMILY CLINIC			1	100%	1
Ranger Care Center			1	100%	1
HEALTH FIRST MEDICAL GROUP LLC			1	100%	1
EMERY MEDICAL CENTER			1	100%	1
ENT AND ALLERGY ASSOCIATES, LLP		1			1
CARESPOT - OVIEDO			1	100%	1
DR PHILLIPS CENTER FOR WELLNESS		1			1
MOUNT SINAI CORAL GABLES			1	100%	1
PEDIATRICS AND FAMILY CARE, LLC			1	100%	1
ADAPTIVE BIOTECHNOLOGIES			1	100%	1
PANCARE HEALTH - BRUCE			1	100%	1
CHEROKEE PARK REHABILITATION		1			1
ERIE COUNTY EMERGENCY SERVICES DIV OF		1			1
NORWALK HOSPITAL			1	100%	1
MED-LAKE LABORATORY			1	100%	1
HEALTH CONSERVATION, INC		1			1
HILLVIEW TERRACE			1	100%	1
SUN LABORATORY SERVICES,INC			1	100%	1
GENESIS MEDICAL CENTER OF CORAL SPRINGS INC			1	100%	1
Kroger 698 - The Little Clinic 14th Street/Bell		1			1
CHRISTIANA HOSPITAL		1			1
WINNIFRED ASSISTED LIVING FACILITY INC		1			1
CVS OH6153POCT COLUMBUS		1			1
Court House Center		1			1
NEMOURS CHILDREN HOSPITAL			1	100%	1
BAPTIST MEDICAL PLAZA AT WESTCHESTER			1	100%	1
QC LABORATORY			1	100%	1
LIFE SAVERS EMERGENCY ROOM II, LLC		1			1
Premier Estates of Dublin, LLC		1			1
ADVENTHEALTH WOUND CARE CENTER			1	100%	1
MEDONE URGENT CARE			1	100%	1
AMERICA'S ER SITE 002 LLC			1	100%	1
Miller Health Care Center			1	100%	1
NORWOOD HEALTH CENTER		1			1
Heartland of Pittsburgh PA, LLC		1			1
LEE MEMORIAL HEALTH SYSTEMS HOME HEALTH		1			1
ROCKLEDGE HEALTH & REHABILITATION CENTER			1	100%	1
MEDEXPRESS URGENT CARE - BENTONVILLE		1			1
MULTICARE PHYSICIANS			1	100%	1
WESTEX URGENT CARE, PLLC			1	100%	1
BGB SUMMIT MEDICAL GROUP		1			1
MEDICAL ASSOCIATES OF CARTER		1			1
Heritage of Red Cloud		1			1

COVID-19: testing by laboratory

Data through May 8, 2021 verified as of May 9, 2021 at 09:25 AM

Data in this report are provisional and subject to change.

The numbers in the table below represent the number of Florida and non-Florida residents for whom test results were received by the Department of Health. A person can be tested by more than one laboratory and can have both positive and negative results. **Therefore, the sum of the numbers in each column will be larger than the total number of people tested.**

Reporting lab	Inconclusive	Negative	Positive	Percent positive	Total
ADVANCE FLORIDA CONSULTING			1	100%	1
SANCHEZ CAZAU MEDICAL GROUP			1	100%	1
FLORIDA HEART AND VASCULAR MULTISPECIALTY GROUP PA			1	100%	1
MEDEXPRESS URGENT CARE-BRENTWOOD		1			1
CLEVELAND CLINIC OUTPATIENT LABORATORY			1	100%	1
SUNSHINE URGENT CARE			1	100%	1
HARDIN MEMORIAL HOSPITAL - HEARTLAND PATHOLOGY CONSULTANTS			1	100%	1
DOCTORS MEDICAL CENTER			1	100%	1
St. Anthonys Nursing and Rehab			1	100%	1
STEPHENS COUNTY HOSPITAL			1	100%	1
FLORIDA CLINICAL RESEARCH CENTER, LLC			1	100%	1
CROZER-CHESTER MEDICAL CENTER			1	100%	1
VA Texas Valley Coastal Bend Harlingen HCC		1			1
CONCENTRA - TAMPA EAST		1			1
TIMPANOGOS REGIONAL HOSPITAL			1	100%	1
NEXT LEVEL URGENT CARE (WOODLANDS)			1	100%	1
AUSTIN ER LLC			1	100%	1
Greenhaven Health and Rehabilitation		1			1
Kroger 779 - The Little Clinic Georgetown		1			1
AVANTARA REDFIELD		1			1
AVERA SACRED HEART HOSPITAL			1	100%	1
NONA MEDICAL ARTS		1			1
BLESSINGS MEDICAL CLINIC, THE			1	100%	1
ADVENTHEALTH SENIOR CARE AT ORMOND			1	100%	1
MGH DEPARTMENT OF PATHOLOGY			1	100%	1
ST FRANCIS MEDICAL CENTER			1	100%	1
Arlington Care Center			1	100%	1
NORTHWEST TEXAS HEALTHCARE SYSTEM,INC			1	100%	1
SUNCOAST FAMILY MEDICAL ASSOCIATES			1	100%	1
EAST LANSING OPCO		1			1
ST.ELIZABETH HEALTH CENTER	1				1
Schoenbrunn Healthcare		1			1
FRITZINGERTOWN SENIOR LIVING		1			1
CONSULATE HEALTH CARE OF VERO BEACH			1	100%	1
NEMOURS CHILDREN'S			1	100%	1
LIFE CARE CENTER OF CLEVELAND		1			1
Autumn Care of Suffolk		1			1
PROGRESSIVE URGENT CARE, PC			1	100%	1
TEXAS HEALTH HARRIS METHODIST HOSPITAL			1	100%	1
GALVESTON COUNTY HEALTH DISTRICT			1	100%	1
FLORIDA DIGESTIVE AND LIVER SPECIALISTS			1	100%	1
ATMORE COMMUNITY HOSPITAL			1	100%	1
KEY BISCAIYNE PEDIATRIC ASSOCIATES INC			1	100%	1
SOUTH FLORIDA EVALUATION AND TREATMENT		1			1
SELECT SPECIALTY HOSPITAL - ORLANDO SOUTH			1	100%	1
PAUL C SCHWARTZ & MELVIN L WEIDMAN		1			1

COVID-19: testing by laboratory

Data through May 8, 2021 verified as of May 9, 2021 at 09:25 AM

Data in this report are provisional and subject to change.

The numbers in the table below represent the number of Florida and non-Florida residents for whom test results were received by the Department of Health. A person can be tested by more than one laboratory and can have both positive and negative results. **Therefore, the sum of the numbers in each column will be larger than the total number of people tested.**

Reporting lab	Inconclusive	Negative	Positive	Percent positive	Total
VITAL CARE			1	100%	1
MEDIPLUS CLINIC, INC			1	100%	1
SARASOTA MEMORIAL HEALTHCARE			1	100%	1
Plaza Healthcare			1	100%	1
MID FLORIDA DERMATOLOGY ASSOCIATES PA			1	100%	1
Avantara Lake Norden		1			1
CRESTHAVEN			1	100%	1
LAB TEST KENDALL LLC		1			1
FLORIDA EPIDEMIOLOGY PROGRAM			1	100%	1
WESLEY CHAPEL INTERNAL MEDICINE AND PEDIATRICS PA			1	100%	1
ROSLYN INTERNAL MEDICINE		1			1
Life Care Center of Paradise Valley		1			1
SPORTS MEDICINE CLINIC - U OF WYOMING			1	100%	1
WMG URGENT CARE WOODSTOCK			1	100%	1
AristaCare at Meadow Springs		1			1
CMC MERCY LABORATORY			1	100%	1
JACKSONVILLE HEALTH & REHAB		1			1
PEDIATRIC PARTNERS ZEPHYRHILLS			1	100%	1
ERLANGER WESTERN CAROLINA HOSPITAL			1	100%	1
Rockcastle Health and Rehab		1			1
Smg At Bridgewater Family Medicine		1			1
Signature HealthCare of Bowling Green		1			1
MARTIN HEALTH PHYSICIAN GROUP			1	100%	1
LANGLADE			1	100%	1
SOUTHEAST HEALTH WESTGATE CLINIC			1	100%	1
SENCARE MANAGEMENT		1			1
PREMIUM HOME HEALTH CARE INC			1	100%	1
Parkside Manor		1			1
CONTINENTAL HOME HEALTH CARE INC			1	100%	1
MISSISSIPPI VALLEY REGIONAL BLOOD CENTER			1	100%	1
LIBERTY URGENT CARE			1	100%	1
MORSELIFE HOME CARE INC			1	100%	1
American Fork Care Center dba Heritage Care Center		1			1
NATIONAL GENETIC INSTITUTE			1	100%	1
ABRAZO WEST CAMPUS			1	100%	1
MEDEXPRESS URGENT CARE - MT EPHRAIM		1			1
GRANITE FALLS LTC, LLC		1			1
TFH HOME HEALTH INC			1	100%	1
CVS KS8601POCT OVERLAND PARK			1	100%	1
JEFFREY A HIRSCHFIELD, MD PA			1	100%	1
SARHA DOCTORS CENTER			1	100%	1
ADVENTHEALTH HOME CARE WATERMAN			1	100%	1
Mountain City Care and Rehabilitation Center		1			1
PHYSICIANS IMMEDIATE CARE CHICAGO			1	100%	1
PACIFICA CARE PLLC			1	100%	1
LabCorp L#09258295 M#09258285			1	100%	1

COVID-19: testing by laboratory

Data through May 8, 2021 verified as of May 9, 2021 at 09:25 AM

Data in this report are provisional and subject to change.

The numbers in the table below represent the number of Florida and non-Florida residents for whom test results were received by the Department of Health. A person can be tested by more than one laboratory and can have both positive and negative results. **Therefore, the sum of the numbers in each column will be larger than the total number of people tested.**

Reporting lab	Inconclusive	Negative	Positive	Percent positive	Total
Rehab Select of Talladega		1			1
St. Catherine's manor of Findlay		1			1
GENVIEW DIAGNOSIS INC			1	100%	1
HONU	1				1
THE TOLEDO HOSPITAL			1	100%	1
SPECTRUM LABORATORY			1	100%	1
HEBER VALLEY MEDICAL CENTER			1	100%	1
SPRINGBROOK HOSPITAL			1	100%	1
DSL TENANT II LLC			1	100%	1
IVY CREEK HEALTHCARE & WELLNESS CENTRE			1	100%	1
FORT LOUDOUN PRIMARY CARE		1			1
Chateau Living Center			1	100%	1
KIOSK MEDICINE KENTUCKY LLC		1			1
NEXTCARE DOBSON			1	100%	1
WELLINGTON PHYSICIANS URGENT CARE AT PALOMINO			1	100%	1
Community Care Center of Heritage House, LLC			1	100%	1
MEMORIAL HEALTH UNIVERSITY MEDICAL		1			1
WEST BOYNTON DIALYSIS			1	100%	1
SOMA MEDICAL CENTER PA #4			1	100%	1
Casa Real Center		1			1
MEDICAL EXAMINERS OFFICE, LEESBURG			1	100%	1
Walgreens #3049		1			1
FLORIDA FAMILY LABORATORY		1			1
Consulate Health Care of Tallahassee			1	100%	1
FOUR FREEDOMS DIALYSIS			1	100%	1
SHRIVERS PHARMACY AND WELLNESS CENTER			1	100%	1
LANTANA HC LAB			1	100%	1
DORNOCH PLACE DEL PRADO		1			1
Davie Nursing & Rehabilitation Center		1			1
SILVERMAN			1	100%	1
NEMOUR'S CHILDREN'S CLINIC			1	100%	1
HEALTH CLINIC,THE		1			1
APACHE HEALTH CENTER			1	100%	1
AVON PARK CLUSTER		1			1
PROVIDENCE PORTLAND MEDICAL CENTER		1			1
CARING PROFESSIONAL HEALTH CARE LLC		1			1
SOUTH DADE NURSING & REHABILITATION CENTER□			1	100%	1
Mayfair Village Nursing Care Center		1			1
MEDEXPRESS NORTHSIDE			1	100%	1
MEMORIAL HOSPITAL AT GULFPORT			1	100%	1
STANDIFER PLACE		1			1
OCALA RKC EAST HEMO #1			1	100%	1
PHYSICIANS URGENT CARE			1	100%	1
SCHUYLER HOSPITAL		1			1
EAGLE COUNTY HEALTH AND HUMAN SERVICES			1	100%	1
Good Shepherd Fairview Home, Inc.		1			1

COVID-19: testing by laboratory

Data through May 8, 2021 verified as of May 9, 2021 at 09:25 AM

Data in this report are provisional and subject to change.

The numbers in the table below represent the number of Florida and non-Florida residents for whom test results were received by the Department of Health. A person can be tested by more than one laboratory and can have both positive and negative results. **Therefore, the sum of the numbers in each column will be larger than the total number of people tested.**

Reporting lab	Inconclusive	Negative	Positive	Percent positive	Total
BROWARD MEDICAL LAB			1	100%	1
BOCA RATON REGIONAL HOSPITAL		1			1
SEGAL INSTITUTE FOR CLINICAL RESEARCH INC			1	100%	1
Crowne Health Care of Eufaula		1			1
EXPRESS CARE OF OCALA			1	100%	1
LONESTAR 24HRER MANAGEMENT LLC DBA LONESTAR 24HRER			1	100%	1
Franciscan Convalescent Hospital		1			1
INTERIM HHA OF ST AUGUSTINE INC		1			1
FIRSTCARE MEDICAL CENTER			1	100%	1
PHYSICIAN ASSOCIATES, LLC			1	100%	1
NOORANI MEDICAL CENTER LLC			1	100%	1
Vista Park			1	100%	1
URGENT 202 COX CREEK PKWY		1			1
MEMORIAL HERMANN OCCUPATIONAL HEALTH			1	100%	1
CONSOLIDATED			1	100%	1
YUMA REGIONAL MEDICAL CENTER			1	100%	1
COLLINS NURSING HOME		1			1
EASTSIDE URGENT CARE			1	100%	1
UNLIMITED MEDICAL SERVICES OF FL PL DBA		1			1
Good Samaritan Society - Mountian Lake		1			1
ST VINCENTS OUTPATIENT IMAGING		1			1
LAKE MARY DIALYSIS			1	100%	1
CVS NV9586POCT RENO		1			1
Elderwood at Lancaster		1			1
NORTH MIAMI BEACH SURGICAL CENTER			1	100%	1
Kroger 909 - The Little Clinic Hamilton			1	100%	1
DOCTORS AFTER HOURS URGENT CARE CENTER			1	100%	1
PATHOLOGYT & LAB MEDICINE SERVICES			1	100%	1
LEHIGH REGIONAL WOUND CENTER			1	100%	1
YOUR HEALTH PEDIATRICS			1	100%	1
Pathways Nursing and Rehabilitation Center		1			1
Kroger 968 - The Little Clinic Colerain Township		1			1
Moab Regional Hospital			1	100%	1
INTEGRITY SPINE AND ORTHOPEDICS LLC			1	100%	1
BAY AREA HOSPITAL LAB & HST		1			1
LUMICO LIFE INSURANCE COMPANY		1			1
GRAND LIVING			1	100%	1
ODYSSEY HEALTH CARE OF MARION COUNTY LLC		1			1
PIEDMONT QUICKCARE		1			1
HARDEE COUNTY FIRE RESCUE		1			1
Walgreens #5914		1			1
WALGREENS PHOENIX		1			1
WESTCOAST FAMILY PRACTICE		1			1
Aristacare at Cedar Oaks		1			1
NEW HORIZON PRIMARY CARE LLC			1	100%	1
MERCYONE DES MOINES MEDICAL CENTER			1	100%	1

COVID-19: testing by laboratory

Data through May 8, 2021 verified as of May 9, 2021 at 09:25 AM

Data in this report are provisional and subject to change.

The numbers in the table below represent the number of Florida and non-Florida residents for whom test results were received by the Department of Health. A person can be tested by more than one laboratory and can have both positive and negative results. **Therefore, the sum of the numbers in each column will be larger than the total number of people tested.**

Reporting lab	Inconclusive	Negative	Positive	Percent positive	Total
UNIVERSITY OF WASHINGTON DEPT OF LAB MEDICINE			1	100%	1
ANDREWS INSTITUTE AMBULATORY SURGERY CENTER		1			1
Wrightsville Manor Health and Rehab		1			1
Salem Hills Rehabilitation and Nursing Center		1			1
JOHN D. ARCHBOLD MEMORIAL HOSPITAL			1	100%	1
COSTAMED GRUPO MEDICO			1	100%	1
UF HEALTH FAMILY MEDICINE-GOODBYS CREEK			1	100%	1
STONESPRINGS HOSPITAL CENTER			1	100%	1
UNC HOSPITALS			1	100%	1
ISLANDS ASSISTED LIVING FACILITY,THE			1	100%	1
2504-HOMEWOOD		1			1
CENTRAL CAROLINA HOSPITAL			1	100%	1
BLACK SHEEP MEDICAL			1	100%	1
ARKANSAS PUBLIC HEALTH LABORATORY		1			1
UW MEDICINE CHU LAB			1	100%	1
EAST FL CORE LAB			1	100%	1
PELICAN STATE OUTPATIENT CENTER			1	100%	1
TMH CANCER CENTER LABORATORY			1	100%	1
NORTH RIVER FAMILY HEALTH CENTER			1	100%	1
ADAMS COUNTY HEALTH DEPARTMENT			1	100%	1
BOND & STEELE CLINIC PA D/B/A		1			1
LRGHEALTHCARE		1			1
Manor Care Health Services- Wilmington			1	100%	1
GARDENS AT MAPLEWOOD			1	100%	1
Holly Hill Healthcare Center			1	100%	1
Glen Haven Health and Rehabilitation LLC		1			1
INTERNAL MEDICINE,SCOTTS VALLEY OFFICE, PALO ALTO MEDICAL FOUNDATION			1	100%	1
LIFELINK FOUNDATION INC D/B/A			1	100%	1
ROCK RAPIDS HEALTH CENTRE		1			1
Fulton County Medical Center Long Term Care			1	100%	1
PUBLIX PHARMACY # 1236			1	100%	1
CARY CLINIC			1	100%	1
JOSHUA E CHESIR MD		1			1
VISITING PHYSICIAN SERVICES, LLC			1	100%	1
SANDPIPER CLUSTER		1			1
SOMA MEDICAL CENTER PA #2			1	100%	1
NORTHSIDE PEDIATRICS & ADOLESCENT MEDI		1			1
Courtenay Springs Village			1	100%	1
MEDHELP			1	100%	1
Portsmouth Health and Rehab			1	100%	1
PATIENT FIRST-GENERAL BOOTH			1	100%	1
DIVERSICARE OF BIG SPRINGS		1			1
ASSISTED LIVING AT TREZEVANT		1			1
MID FLORIDA COMMUNITY SERVICES			1	100%	1
bishop rehabilitation and nursing center		1			1
WEST PENSACOLA DIALYSIS CENTER			1	100%	1

COVID-19: testing by laboratory

Data through May 8, 2021 verified as of May 9, 2021 at 09:25 AM

Data in this report are provisional and subject to change.

The numbers in the table below represent the number of Florida and non-Florida residents for whom test results were received by the Department of Health. A person can be tested by more than one laboratory and can have both positive and negative results. **Therefore, the sum of the numbers in each column will be larger than the total number of people tested.**

Reporting lab	Inconclusive	Negative	Positive	Percent positive	Total
Kroger 519 - The Little Clinic Staples Mill Road		1			1
MEDEXPRESS URGENT CARE - LINDEN		1			1
FOUNDCARE HEALTH			1	100%	1
HEART HOSPITAL OF LAFAYETTE: EMERGENCY ROOM			1	100%	1
5 STAR HOME HEALTH SERVICES INC		1			1
Mountain View Manor			1	100%	1
LABORATORY SERVICES SGHS - CAMDEN		1			1
CURA LABORATORY SERVICES			1	100%	1
TAMPA GENERAL MEDICAL GROUP LABORATORY HEALTHPARK			1	100%	1
HEALTH CARE SERVICES LC			1	100%	1
MIAMI NORTH DIALYSIS			1	100%	1
ANDERSON REGIONAL MEDICAL CENTER			1	100%	1
UC SAN DIEGO CENTER FOR ADVANCED LABORATORY MEDICINE			1	100%	1
APEX HOME HEALTHCARE			1	100%	1
KIDSVILLE PEDIATRICS III PA			1	100%	1
TERRELL URGENT CARE			1	100%	1
JACKSBORO URGENT CARE			1	100%	1
Medilodge of Mt. Pleasant		1			1
NFRC CLINICAL LAB			1	100%	1
PLEASANT RIDGE MANOR WEST		1			1
KID CARE PEDIATRICS PA			1	100%	1
INHEALTH LIFE SCIENCES LLC			1	100%	1
DOCTORS CHOICE HOME CARE INC			1	100%	1
MERITER LABORATORIES			1	100%	1
CARE ATC INC			1	100%	1
Manor Care Health Care Services - Williamsport North		1			1
AUTUMN CARE OF STATESVILLE, LLC		1			1
Kroger 419 - The Little Clinic Farmington/Exeter		1			1
LAURELS OF NORWORTH		1			1
MEDICAL CENTER			1	100%	1
MEDSTAT WARSAW			1	100%	1
MISSION HOSPITAL			1	100%	1
CAREMOUNT MEDICAL PC		1			1
DIGNITY HEALTH GOHEALTH		1			1
SHP WESTCHESTER LLC		1			1
UC TAMAMI			1	100%	1
VIRGINIA UROLOGY		1			1
Villages of St.Peters		1			1
LABONE		1			1
PALM COAST DRAW STATION/AMERICAN HEALTH ASSOCIATES		1			1
BEST CARE COMMUNITY AND FAMILY HEALTH CENTER INC			1	100%	1
SOLDIERS' HOME OF HOLYOKE		1			1
ManorCare Health Services/ York South		1			1
SENTARA AMBULATORY CARE CLINIC			1	100%	1
URGENT CARE OF KANSAS CITY			1	100%	1
Sharon Care Center			1	100%	1

COVID-19: testing by laboratory

Data through May 8, 2021 verified as of May 9, 2021 at 09:25 AM

Data in this report are provisional and subject to change.

The numbers in the table below represent the number of Florida and non-Florida residents for whom test results were received by the Department of Health. A person can be tested by more than one laboratory and can have both positive and negative results. **Therefore, the sum of the numbers in each column will be larger than the total number of people tested.**

Reporting lab	Inconclusive	Negative	Positive	Percent positive	Total
PREMIER FAMILY AND SPORTS MEDICINE LLC			1	100%	1
WALGREENS #09456		1			1
PHYSICIANS PREMIER ER- BASTROP			1	100%	1
OCCUPATIONAL HEALTH CENTER		1			1
MIDWEST COVENANT HOME, INC		1			1
LP ELIZABETHTON		1			1
BAYLOR SCOTT AND WHITE MEDICAL CENTER -CENTENNIAL			1	100%	1
CONCIERGE IV NUTRITION			1	100%	1
COVE AT THE MARBELLA,THE			1	100%	1
BAPTIST EMERGENCY HOSPITAL - KELLY			1	100%	1
STUDENT HEALTH CENTER			1	100%	1
CHRISTUS GOOD SHEPHERD MEDICAL CENTER			1	100%	1
Integrity Healthcare of Carbondale			1	100%	1
SANTA MONICA FERTILITY			1	100%	1
The Jordan Center		1			1
ST. LUKE'S HOSPITAL			1	100%	1
Kroger 894 - The Little Clinic NEC		1			1
MANCHESTER COMMONS		1			1
GATEWAY FAMILY HEALTH CLINIC			1	100%	1
BANNER UNIVERSITY MEDICAL CENTER			1	100%	1
AML DIAGNOSTICS- ADV TESTING IN METABOLIC MEDICINE			1	100%	1
SACRED HEART MEDICAL CENTER			1	100%	1
PATIENT FIRST - SICKLERVILLE		1			1
ARBOR DIAGNOSTICS, INC		1			1
CENTENNIAL HILLS HOSPITAL MEDICAL CENTER LABORATORY			1	100%	1
PEDIATRIC ASSOC OF JACKSONVILLE PA			1	100%	1
MADISON AT OVIEDO			1	100%	1
ELKTON TRANSITIONAL CARE CENTER		1			1
SC-GA2018 MCCORMICK REHAB & HEALTHCARE		1			1
IMA MEDICAL CENTER OF SOUTH WEST ORLANDO			1	100%	1
WALGREENS #12322		1			1
ABBOTT LABORATORIES - OCCUPATIONAL HEALTH SERVICES			1	100%	1
Parkview Care Center			1	100%	1
BAPTIST HEALTH EXPRESS CARE			1	100%	1
BROCK HUGHES MEDICAL CENTER			1	100%	1
Encompass Health Littleton		1			1
MEDTOWN PHARMACY			1	100%	1
Ideal Senior Living Center		1			1
TREASURE COAST COMMUNITY HEALTH INC			1	100%	1
INTEGRIS SEMINOLE EMERGENCY DEPT			1	100%	1
METRO HEALTH HOSPITAL LABORATORY		1			1
FAMILY & INTERNAL MEDICINE CENTER		1			1
BAPTIST ASI			1	100%	1
SOUTH SEMINOLE HOSPITAL POCT			1	100%	1
WALGREENS #10308		1			1
LOVELACE WOMEN'S HOSPITAL		1			1

COVID-19: testing by laboratory

Data through May 8, 2021 verified as of May 9, 2021 at 09:25 AM

Data in this report are provisional and subject to change.

The numbers in the table below represent the number of Florida and non-Florida residents for whom test results were received by the Department of Health. A person can be tested by more than one laboratory and can have both positive and negative results. **Therefore, the sum of the numbers in each column will be larger than the total number of people tested.**

Reporting lab	Inconclusive	Negative	Positive	Percent positive	Total
FHPG INTERNAL MEDICINE OF BRANDON			1	100%	1
HEALTH PLUS SUNRISE MEDICAL OFFICE			1	100%	1
NEW HANOVER REGIONAL MEDICAL CENTER			1	100%	1
LABORATORIO MEDICO CENTRAL CONDOMINO MD			1	100%	1
CACERES SPECIALIZED GYNECOLOGY		1			1
Kroger 444 - The Little Clinic Dent		1			1
SAPLING GROVE URGENT CARE		1			1
VillageCare Rehabilitation and Nursing Center		1			1
SAMSON MEDICAL CLINIC			1	100%	1
US PUBLIC HEALTH SERVICE HOSPITAL			1	100%	1
BAYMEADOWS PEDIATRIC CARE		1			1
SOUTHEASTERN HEALTH FACILITES, INC		1			1
BAYSHORE DIALYSIS			1	100%	1
SOUTHWEST ORLANDO FAMILY MEDICINE, PL			1	100%	1
VA OPTOMETRY CLINIC			1	100%	1
THE HEART HOSPITAL BAYLOR PLANO			1	100%	1
MEDEXPRESS URGENT CARE - CABOT			1	100%	1
Kroger 126 - The Little Clinic Cottonwood		1			1
Dugan Memorial Home		1			1
STAYING HEALTHY MEDICAL SERVICES			1	100%	1
Sage Bluff Health & Rehabilitation Center		1			1
PINNACLE DIALYSIS		1			1
NORTHWEST FLORIDA SPECIALTY PHYSICIANS LLC		1			1
GARNET HEALTH URGENT CARE		1			1
LOUIS STOKES CLEVELAND VA MEDICAL CENTER			1	100%	1
NLAC SUMMERBIO			1	100%	1
PREMISEHEALTH		1			1
St Mary's d'Youville Pavilion		1			1
RUBY MEMORIAL HOSP. LAB			1	100%	1
MCG HOSPITALS AND CLINICS			1	100%	1
FINLAY MEDICAL RESEARCH CORP			1	100%	1
INLET CONCIERGE MEDICINE			1	100%	1
ST FRANCIS COLLEGE WELLNESS CENTER		1			1
AMD			1	100%	1
OPTUM OF HIALEAH		1			1
NHC PLACE AT COOL SPRINGS		1			1
TCPA CLINICAL LABORATORIES			1	100%	1
UNIVERSITY OF SOUTH FLORIDA			1	100%	1
NORTHSIDE FAMILY MEDICINE AND URGENT CARE (MIDTOWN)		1			1
MT SINA1 HOSPICE			1	100%	1
WOOD COUNTY HEALTH DEPARTMENT			1	100%	1
Walgreens #10851		1			1
NORTHEAST BAPTIST HOSPITAL			1	100%	1
PREMIER HEALTH CARE INC			1	100%	1
CORNERSTONE OF RECOVERY INC		1			1
MEDEXPRESS URGENT CARE - WAYNESBURG		1			1

COVID-19: testing by laboratory

Data through May 8, 2021 verified as of May 9, 2021 at 09:25 AM

Data in this report are provisional and subject to change.

The numbers in the table below represent the number of Florida and non-Florida residents for whom test results were received by the Department of Health. A person can be tested by more than one laboratory and can have both positive and negative results. **Therefore, the sum of the numbers in each column will be larger than the total number of people tested.**

Reporting lab	Inconclusive	Negative	Positive	Percent positive	Total
BRIGHT HEALTH CLINIC CORP			1	100%	1
KEYS PEDIATRICS PLLC			1	100%	1
CANDLER HOSPITAL			1	100%	1
CHILDREN PHYSICIANS GROUP			1	100%	1
VA Boston HCS-Brockton Division		1			1
CVS AZ3749POCT GOODYEAR		1			1
HARDIN HEALTH INC		1			1
ELLIS HOSPITAL URGENT CARE CENTER LAB		1			1
NEW ERA HEALTH CENTER INC		1			1
JOSEPH REINA PHARMACY INC DBA JRX PHAR		1			1
LEE HEALTH KIDS URGENT CARE		1			1
MARQUETTE GENERAL HOSPITAL			1	100%	1
GINKGO BIOWORKS INC (CONCENTRIC)		1			1
FASTMED - LAKEWAY			1	100%	1
WATERS EDGE ELEMENTARY SCHOOL			1	100%	1
Long Beach Care Center			1	100%	1
PEDIATRIC ASSOCIATES - MIAMI LAKES		1			1
Arch Plaza Nursing and Rehabilitation Center			1	100%	1
BRITTNEY WHELIHAN IRWIN ARNP LLC			1	100%	1
WMC HEALTH GROUP OF KISSIMMEE LLC			1	100%	1
ST. ELIZABETH HEALTHCARE - FLORENCE HOSPITAL			1	100%	1
Dulles Health and Rehab Center		1			1
LABWORKS LLC			1	100%	1
SGMC- SMITH NORTHVIEW CAMPUS			1	100%	1
CONCENTRA - LEESBURG		1			1
PARKVIEW OUTREACH COMMUNITY CENTER			1	100%	1
CVS SC7012POCT BALLENTINE			1	100%	1
SKIN AND CANCER ASSOCIATES LLP		1			1
BAPTIST MEDICAL PLAZA AT MIAMI LAKES DIAGNOSTICS			1	100%	1
Florence Nursing and Rehabilitation Center		1			1
TITAN GENOMICS, LLC			1	100%	1
BRADEN CLINIC		1			1
Lutheran Community at Telford		1			1
VETERANS AFFAIRS MEDICAL CENTER - EAST ORANGE			1	100%	1
SANFORD LABORATORY BISMARCK			1	100%	1
GABRIELA GOLDSTEIN MD PA			1	100%	1
Redstone Highlands			1	100%	1
SUTTER GOULD MEDICAL FOUNDATION			1	100%	1
HEALTH ALLIANCE			1	100%	1
KID FIXERS		1			1
LCMC LAB SUBSECTION		1			1
CATHEDRAL GERONTOLOGY CENTER DBA CATHEDRAL CARES			1	100%	1
ADVENTHEALTH MEDICAL GROUP OBSTETRICS AND			1	100%	1
WALGREEN#12147		1			1
Jewish Senior Services		1			1
PROVIDENCE ST PETER HOSPITAL		1			1

COVID-19: testing by laboratory

Data through May 8, 2021 verified as of May 9, 2021 at 09:25 AM

Data in this report are provisional and subject to change.

The numbers in the table below represent the number of Florida and non-Florida residents for whom test results were received by the Department of Health. A person can be tested by more than one laboratory and can have both positive and negative results. **Therefore, the sum of the numbers in each column will be larger than the total number of people tested.**

Reporting lab	Inconclusive	Negative	Positive	Percent positive	Total
GREATER TAMPA AT HOME			1	100%	1
CALIFORNIA PUBLIC HEALTH LABORATORY			1	100%	1
Westminster Canterbury Richmond		1			1
EPIC CARE PHARMACY		1			1
MED FIRST IMMEDIATE CARE AND FAMILY PRACTICE			1	100%	1
SOUTHERN NEVADA HEALTH DISTRICT LABORATORY SYSTEM			1	100%	1
MORGAN STANLEY HEALTH CENTER		1			1
Hearthstone Nursing and Rehabilitation Center		1			1
HARRIS COUNTY PUBLIC HEALTH SERVICES			1	100%	1
NORTH PALM BEACH DIALYSIS CENTER			1	100%	1
COUNTRYSIDE PEDIATRIC CARE PA			1	100%	1
EMBASSY LAKES ARTIFICIAL KIDNEY CENTER			1	100%	1
BREVARD HEALTH ALLIANCE - SARNO/MELBOURNE		1			1
Parkwood Healthcare Facility		1			1
AMERITECH COLLEGE OF HEALTHCARE			1	100%	1
KATHY L ANDERSON DO PA			1	100%	1
ASCENSION ST VINCENT'S - WESTSIDE			1	100%	1
DEACONESS URGENT CARE CENTER			1	100%	1
MEMORIAL HOSPITAL - BELLEVILLE			1	100%	1
BIOMAT USA INC			1	100%	1
Wexner Heritage House			1	100%	1
MEDICAL CLINIC OF HOUSTON			1	100%	1
ST. LUKES HOSPITAL			1	100%	1
AUTUMN HOUSE			1	100%	1
AFTER HOURS CARE OF AMERICUS INCORPORA			1	100%	1
MED CHOICE CENTER OF NORTH MIAMI			1	100%	1
STEWART MEDICAL GROUP INC			1	100%	1
Wayne County Nursing Home		1			1
BLOOMINGDALE MEDICAL ASSOC			1	100%	1
OAKVIEW INC		1			1
Brattleboro Crossings LLC dba Pine Heights at Brattleboro		1			1
Gulf Coast health and Rehabilitation, LLC		1			1
SV MOBILE HEALTH			1	100%	1
Walgreens #9620		1			1
ICARE		1			1
SLIDELL MEMORIAL HOSPITAL			1	100%	1
BROOKSVILLE REGIONAL HOSP PATIENT CARE SERVICES			1	100%	1
WALGREENS CP		1			1
Kroger 541 - The Little Clinic Long Hollow Pike		1			1
LABTEST LLC LABTEST DIAGNOSTICS			1	100%	1
HEALTH FIRST HOME CARE		1			1
CONVENIENT URGENT CARE			1	100%	1
EILEEN TURBESSI MD PA		1			1
BRIAN C GRINER MD LLC			1	100%	1
WY RETIREMENT CENTER		1			1
AVERA HEART HOSPITAL OF SD			1	100%	1

COVID-19: testing by laboratory

Data through May 8, 2021 verified as of May 9, 2021 at 09:25 AM

Data in this report are provisional and subject to change.

The numbers in the table below represent the number of Florida and non-Florida residents for whom test results were received by the Department of Health. A person can be tested by more than one laboratory and can have both positive and negative results. **Therefore, the sum of the numbers in each column will be larger than the total number of people tested.**

Reporting lab	Inconclusive	Negative	Positive	Percent positive	Total
PHYSICIANS IMMEDIATE CARE			1	100%	1
GOLDING-GRANADO MEDICAL ASSOCIATES		1			1
Sherwood Oaks Health Center			1	100%	1
FLORHAM PARK ENDOSCOPY CENTER		1			1
Kroger 682 - The Little Clinic Combs and Gantzel		1			1
RIVERVIEW HOSPITAL D/B/A UNIVERSITY		1			1
ASSOCIATES MD MEDICAL GROUP INC			1	100%	1
NEMOURS CHILDREN'S PRIMARY CARE, ST CLOUD			1	100%	1
MIAMI VASCULAR SURGERY			1	100%	1
ADVENTHEALTH IMAGING WINTERGARDEN		1			1
FLAGLER COUNTY BOARD OF COUNTY COMMISSIONERS			1	100%	1
Erwin Health Care Center		1			1
LITTLE COMPANY OF MARY HOSPITAL			1	100%	1
JP MORGAN CHASE HEALTH SERVICES			1	100%	1
Kroger 350 - The Little Clinic New Cut Road		1			1
SOUTHERN WINDS			1	100%	1
CORPUS CHRISTI MEDICAL CENTER			1	100%	1
COMMONWEALTH OF VIRGINIA DIVISION OF CONSOLIDATED LABORATORY SERVICES			1	100%	1
DW MCMILLAN MEMORIAL HOSPITAL LABORATORY			1	100%	1
Elm Crest Senior Living Community		1			1
MIL LAKE HEALTHCARE CENTER INC PEDIATRICS			1	100%	1
OXY-GENLAB			1	100%	1
Kroger 49 - The Little Clinic Wichita - 21st St.			1	100%	1
WELL KEY URGENT CARE MARYVILLE		1			1
Ladera Center		1			1
SELF REGIONAL HEALTHCARE			1	100%	1
VA NCHCS - Mather Division		1			1
Encompass Health Rehab Hosp Salisbury		1			1
LINK PHARMACY LLC		1			1
Canandaigua VAMC		1			1
ORCHARD PARK HEALTH CARE AND REHABILITATION CENTER		1			1
RIDGE OPTUM FLORIDA			1	100%	1
WALGREENS #10854		1			1
NEXTCARE POWER			1	100%	1
LABTECH DIAGNOSTICS			1	100%	1
RENOWN REGIONAL MEDICAL CENTER			1	100%	1
Ash Flat Healthcare and Rehabilitation Center			1	100%	1
TOMAH HEALTH			1	100%	1
SHARON REGIONAL MEDICAL CENTER			1	100%	1
JUPITER MEDICAL CENTER INC			1	100%	1
NORTH SHORE HEMATOLOGY-ONCOLOGY ASSOCI		1			1
BAYFRONT HEAL WOUND CARE AND HYPERBARIC CENTER			1	100%	1
CHI ST ALEXIUS TRANSITIONAL CARE UNIT		1			1
THE CHILDREN'S HOSPITAL OF PHILADELPHIA		1			1
PALM BREEZE DIALYSIS			1	100%	1
ROAN MOUNTAIN MEDICAL CENTER			1	100%	1

COVID-19: testing by laboratory

Data through May 8, 2021 verified as of May 9, 2021 at 09:25 AM

Data in this report are provisional and subject to change.

The numbers in the table below represent the number of Florida and non-Florida residents for whom test results were received by the Department of Health. A person can be tested by more than one laboratory and can have both positive and negative results. **Therefore, the sum of the numbers in each column will be larger than the total number of people tested.**

Reporting lab	Inconclusive	Negative	Positive	Percent positive	Total
CARILION CLINIC LAB TESTING SITE-POSTAL		1			1
MANORCARE HEALTH SERVICES			1	100%	1
ST MARY'S OF SAGINAW		1			1
Kroger 717 - The Little Clinic Dolphin Drive			1	100%	1
PANCARE HEALTH - CARR ELEM & MIDDLE SCHOOL			1	100%	1
ATRIA TAMARAC			1	100%	1
Tremont Health & Rehabilitation Center		1			1
FLORIDA DEPARTMENT OF HEALTH IN BROWARD COUNTY		1			1
CARESPOT - OCOEE			1	100%	1
MARY WASHINGTON HOSPITAL HOME HEALTH AGENCY	1				1
BEACHSIDE DETOX		1			1
WALKING URGENT CARE INC			1	100%	1
RICHMOND MEDICAL CENTER FOR WOMEN		1			1
THE MEDICAL CENTER AT BOWLING GREEN			1	100%	1
CVS / PHARMACY #10794			1	100%	1
MT CARMEL NURSING HOME		1			1
PARK AVENUE PEDIATRICS PC		1			1
UNIVERSITY OF IOWA HOSPITALS & CLINICS			1	100%	1
Signature Healthcare of Georgetown		1			1
MERCY - NORTH IOWA			1	100%	1
BEVERLY ADVANCED PRACTICE NURSING		1			1
Aspire Physical Recovery Center at Cahaba River		1			1
ABSOLUTE HEALTHCARE			1	100%	1
FRONT PORCH PEDIATRICS PLLC			1	100%	1
MORNINGSIDE NURSING AND REHABILITATION		1			1
CONVENIENT MEDICAL AND HEALTH SERVICES			1	100%	1
PEACHEALTH LABORATORIES		1			1
OMNI HEALTHCARE URGENT CARE			1	100%	1
OHIO VALLEY MANOR NURSING &		1			1
HARBOR HOSPITAL			1	100%	1
St. Anne Home		1			1
CLERMONT HEALTH DEPARTMENT			1	100%	1
MCCORMICK AMBULANCE		1			1
GATEWAY HEALTHCARE, PC			1	100%	1
KROGER 915 - THE LITTLE CLINIC ANDERSON			1	100%	1
NORTH BROWARD MEDICAL CENTER			1	100%	1
NORTH COUNTY MEDICAL LAB			1	100%	1
BROOKS REHAB			1	100%	1
Crowne Place Assisted Living		1			1
M.D. ANDERSON CANCER CENTER			1	100%	1
NEW SMYRNA BEACH AMBULATORY CARE CTR			1	100%	1
CENTRAL FLA PEDIATRIC URGENT CARE LLC		1			1
COLLIER BLVD HMA PHYSICIANS MANAGEMENT LLC			1	100%	1
Troy Center for Rehabilitation & Nursing		1			1
BAPTIST HEALTH SURGERY CENTER			1	100%	1
COMMUNITY MEMORIAL HOSPITAL		1			1

COVID-19: testing by laboratory

Data through May 8, 2021 verified as of May 9, 2021 at 09:25 AM

Data in this report are provisional and subject to change.

The numbers in the table below represent the number of Florida and non-Florida residents for whom test results were received by the Department of Health. A person can be tested by more than one laboratory and can have both positive and negative results. **Therefore, the sum of the numbers in each column will be larger than the total number of people tested.**

Reporting lab	Inconclusive	Negative	Positive	Percent positive	Total
WW Chem Auto SS			1	100%	1
PEDIATRIC SPECIALTY CLINIC COLLIER			1	100%	1
MEDICAL CENTER OF TRINITY - MOB		1			1
PHYSICIANS LAB INC			1	100%	1
ASSOCIATESMD			1	100%	1
KIDZ FAMILY CARE			1	100%	1
LAKE WALES DIALYSIS CENTER			1	100%	1
UMASS MEMORIAL/MARLBORO HOSPITAL			1	100%	1
ELKHART GENERAL HOSPITAL			1	100%	1
MEMORIALCARE LONG BEACH MEDICAL CENTER			1	100%	1
MISSOURI DEPT. OF HEALTH			1	100%	1
UT HEALTH RIO GRANDE VALLEY PRIMARY CARE AT			1	100%	1
AURORA HEALTH CARE METRO INC			1	100%	1
CROWNPOINT HEALTHCARE FACILITY		1			1
MARTIN ARMY COMMUNITY HOSPITAL			1	100%	1
HEBER VALLEY HOSPITAL			1	100%	1
BISHOP KEARNEY		1			1
Erie VAMC		1			1
DAYTONA BEACH DIALYSIS			1	100%	1
Walgreens #12271		1			1
ABINGTON MEMORIAL HOSPITAL			1	100%	1
DOCTORS CARE - GREER		1			1
EVERLYWELL DIAGNOSTICS			1	100%	1
NORTHEAST REGIONAL MEDICAL CENTER			1	100%	1
NATION'S BEST CARE HOME HEALTH			1	100%	1
FAMILY MEDICAL CENTRE			1	100%	1
ELDERWOOD AT WAVERLY		1			1
EMORY DECATUR HOSPITAL - EMORY MEDICAL		1			1
WELLMED AT LONGWOOD			1	100%	1
ELAN MANATEE			1	100%	1
EXAC CARE CROSSVILLE		1			1
GREATER MIAMI DIALYSIS			1	100%	1
URGENT CARE OF FORT LAUDERDALE INC			1	100%	1
RIVERVIEW HOSPITAL	1				1
ABE'S GARDEN/PARK MANOR APARTMENTS		1			1
CARESOUTH HHA HOLDINGS OF VIRGINIA, LLC			1	100%	1
ManorCare Health Services-Monroeville		1			1
CENTRAL FLORIDA HOSPITALIST			1	100%	1
UT MD ANDERSON CANCER CENTER-TUMOR MARKER LAB			1	100%	1
CVS KS8573POCT OVERLAND PARK		1			1
Alden Lincoln Park			1	100%	1
Ozark Health and Rehabilitation, LLC		1			1
PEDIATRIC ASSOCIATES - DORAL			1	100%	1
MEDCOR AT ROYAL CARIBBEAN			1	100%	1
ASHLEY PEDIATRICS DAY AND NIGHT CLINIC			1	100%	1
Village Crest Center for Health & Rehabilitation		1			1

COVID-19: testing by laboratory

Data through May 8, 2021 verified as of May 9, 2021 at 09:25 AM

Data in this report are provisional and subject to change.

The numbers in the table below represent the number of Florida and non-Florida residents for whom test results were received by the Department of Health. A person can be tested by more than one laboratory and can have both positive and negative results. **Therefore, the sum of the numbers in each column will be larger than the total number of people tested.**

Reporting lab	Inconclusive	Negative	Positive	Percent positive	Total
SOMA MEDICAL CENTER PA #2 OAKLAND			1	100%	1
LAKELAND MEDICAL CENTER			1	100%	1
AAA MEDICAL TESTING			1	100%	1
MONROE COUNTY PUBLIC HEALTH DEPARTMENT			1	100%	1
HAYS CLINICAL LAB			1	100%	1
NORTHERN KENTUCKY HEALTH DEPARTMENT			1	100%	1
UNIVERSAL DIAGNOSTICS LABORATORIES			1	100%	1
Belvoir Woods Health Care Center at The Fairfax		1			1
Chicago Heights CBOC		1			1
MEMORIAL HERMANN MEDICAL GROUP-ATASCOCITA PEDS			1	100%	1
PALMETTO LANDING			1	100%	1
WINTER GARDEN CHILDREN'S HEALTH CENTERS			1	100%	1
Peninsula Nursing and Rehabilitation Center		1			1
ADVANCED INDIVIDUALIZED MEDICINE OF NAPLES			1	100%	1
KNAPP MEDICAL GROUP			1	100%	1
AUBURNDALE DOCTOR TODAY			1	100%	1
MEMORIAL HOSPITAL MIRAMAR WAIVED TESTING			1	100%	1
LAKELAND REGIONAL HEALTH AUBURNDALE		1			1
DR DAN C TRIGG MEMORIAL HOSPITAL		1			1
UNITED HOSPITAL CENTER LABORATORY			1	100%	1
DAVENPORT DIALYSIS CENTER		1			1
SOUTHWEST VIRGINIA COMMUNITY HEALTH SYSTEMS			1	100%	1
HARBOR OAKS GOLDEN YEARS			1	100%	1
RANDOLPH-MACON COLLEGE			1	100%	1
FAMILY MEDICINE AT CELEBRATION		1			1
TARRANT MEDICAL ASSOCIATES			1	100%	1
PRIMARY CARE & PEDIATRICS - SHEPHERSTOWN		1			1
GRAND VIEW HOSPITAL			1	100%	1
HABANA HEALTH CARE CENTER			1	100%	1
WALGREENS #01398			1	100%	1
MCKENZIE COUNTY HEALTHCARE SYSTEMS LABORATORY			1	100%	1
Valley Center (WV)			1	100%	1
ALLIED PEDIATRICS & FAMILY MEDICINE			1	100%	1
MCH PHYSICIANS GROUP			1	100%	1
BRIDGEWATER AT WATERMAN VILLAGE			1	100%	1
VELOCITY URGENT CARE - LITTLE CREEK			1	100%	1
DOCS OUTSIDE THE BOX INC			1	100%	1
Chestnut Ridge Nursing & Rehab		1			1
Grangeville Health and Rehab		1			1
CAMAI COMMUNITY HEALTH CENTER, INC			1	100%	1
MAYO CLINICAL LABORATORIES		1			1
BL DIAGNOSTICS LLC			1	100%	1
ST GERARD'S COMMUNITY OF CARE		1			1
MOUNT SINAI MEDICAL CENTER AVENTURA ER			1	100%	1
SANTA BARABARA ALF LLC (THE WINDSOR)			1	100%	1
FLORIDA HOSPITAL LAB			1	100%	1

COVID-19: testing by laboratory

Data through May 8, 2021 verified as of May 9, 2021 at 09:25 AM

Data in this report are provisional and subject to change.

The numbers in the table below represent the number of Florida and non-Florida residents for whom test results were received by the Department of Health. A person can be tested by more than one laboratory and can have both positive and negative results. **Therefore, the sum of the numbers in each column will be larger than the total number of people tested.**

Reporting lab	Inconclusive	Negative	Positive	Percent positive	Total
CURELOGICS WOUND CARE & HYPERBARIC CENTER		1			1
DEL PRADO MEDICAL CENTER, INC		1			1
INFECTION CONTROL DEPT			1	100%	1
Sanctuary Pointe Nursing & Rehab		1			1
HEALTHCARE FOR THE HOMELESS			1	100%	1
Oakland Nursing and Rehabilitation Center		1			1
SANFORD HOME		1			1
ALIMETRIX INC		1			1
Pelican Health Norfolk			1	100%	1
CVS AZ10529POCT SCOTTSDALE		1			1
SUNCOAST BEHAVIORAL HEALTH CENTER			1	100%	1
SPINE & PAIN CONSULTANT PLLC		1			1
VA COMMUNITY BASED CLINIC - LAKE CITY			1	100%	1
EMERSON HOSPITAL LABORATORY			1	100%	1
WYOMING COUNTY DEPARTMENT OF HEALTH		1			1
OCEANVIEW NURSING AND REHABILITAION CENTER			1	100%	1
Heritage Health of Peru			1	100%	1
LiveWell		1			1
CLEMENT MANOR HEALTH CENTER		1			1
PRIMARY AND URGENT CARE			1	100%	1
SUSAN F WILLIAMS MD PA			1	100%	1
CSL PLASMA LAB			1	100%	1
LADY LAKE FAMILY MEDICINE			1	100%	1
SPARTA HEALTH & REHAB		1			1
CVS NE8626POCT LINCOLN		1			1
Kroger 670 - The Little Clinic Dawson Forest Rd & Hwy 19		1			1
CONCIERGE INTERNAL MEDICINE ASSOCIATES			1	100%	1
BALLAD HEALTH MEDICAL ASSOCIATES URGENT CARE			1	100%	1
INDIAN RIVER CLINICAL LABORATORY, INC.		1			1
MARTINSVILLE HEALTH AND REHAB			1	100%	1
PASTEUR MEDICAL HIALEAH GARDEN LLC			1	100%	1
INTERMOUNTAIN HEALTHCARE LABORATORY SERVICES			1	100%	1
DESERT ROSE FL LLC		1			1
CVS IN6536POCT KOKOMO		1			1
SUMMIT COUNTY PUBLIC HEALTH DEPARTMENT			1	100%	1
DIRECT PRIMARY CARE OF BURLESON			1	100%	1
Michigan Masonic Home		1			1
REEVES COUNTY HOSPITAL DISTRICT			1	100%	1
LAKE VISTA DIALYSIS			1	100%	1
LAKE MARY OPTUM FLORIDA			1	100%	1
TRUECARE24			1	100%	1
TRADITIONAL MEDICINE CENTER			1	100%	1
WVU MEDICINE AT SUNCREST TOWNE CENTRE			1	100%	1
VELOCITY URGENT CARE - REDMILL			1	100%	1
VALENCIA BRANCH LABORATORY	1				1
WINTER HAVEN DIALYSIS		1			1

COVID-19: testing by laboratory

Data through May 8, 2021 verified as of May 9, 2021 at 09:25 AM

Data in this report are provisional and subject to change.

The numbers in the table below represent the number of Florida and non-Florida residents for whom test results were received by the Department of Health. A person can be tested by more than one laboratory and can have both positive and negative results. **Therefore, the sum of the numbers in each column will be larger than the total number of people tested.**

Reporting lab	Inconclusive	Negative	Positive	Percent positive	Total
OAK HAVEN REHAB AND NURSING CENTER			1	100%	1
HOSPICE OF MARION COUNTY INC			1	100%	1
SHARP CHULA VISTA MEDICAL CENTER			1	100%	1
MICROBIOLOGY DEPARTMENT			1	100%	1
INTERFAITH MEDICAL CENTER		1			1
Willowbrooke Court at Normandy Farms Estates		1			1
ACCURATE HEALTH SERVICES CORP			1	100%	1
RM LAB LLC DBA EXPRESS LAB		1			1
LOURDES URGENT CARE			1	100%	1
LAREDO CARE CLINIC NORTH		1			1
UF HEALTH - WILDLIGHT			1	100%	1
LOPEZ		1			1
Birmingham Nursing & Rehab Center		1			1
MAYO CLINIC OUTPATIENT DIALYSIS CENTER			1	100%	1
MCLEOD MEMORIAL HOSPITAL CLARENDON			1	100%	1
CSI LABORATORIES FLORIDA			1	100%	1
PM PEDIATRICS PC			1	100%	1
THE CLINIC ON SIXTH			1	100%	1
Terrace Glen Village		1			1
TANNER CLINIC			1	100%	1
THE GROVE HEALTH AND REHAB			1	100%	1
PHOENIX MEDICAL CLINIC			1	100%	1
MEMORIAL MEDICAL CENTER			1	100%	1
ORAL & FACIAL SURGERY			1	100%	1
Eger Health Care and Rehabilitation Center		1			1
SOUTHWOOD NURSING & RETIREMENT CENTER		1			1
COUNTY OF HAMILTON			1	100%	1
BEAUMONT URGENT CARE		1			1
NYU LANGONE AMBULATORY CARE LAKE SUCCE		1			1
Alden North Shore			1	100%	1
STEELFUSION CLINICAL TOXICOLOGY LABS			1	100%	1
JACK M MATHENY II MD			1	100%	1
HOME AIDE SVC OF EASTERN NY INC D/B/A		1			1
PEDIATRIC PARTNERS OF ZEPHYRHILLS PA			1	100%	1
MID-FLORIDA CANCER CENTERS		1			1
CARE CONNECTIONS AT HOME LLC			1	100%	1
THE BRENNITY AT TRADITION			1	100%	1
RIVERSIDE COUNTY PUBLIC HEALTH LABORATORY			1	100%	1
Arbors at Gallipolis		1			1
PACE UNIVERSITY HEALTH CARE		1			1
LOWER KEYS COMMUNITY HEALTH CENTER			1	100%	1
Kroger 518 - The Little Clinic Hermitage		1			1
DR BAWA AND ASSOCIATES			1	100%	1
FRESENIUS KIDNEY CARE - BOCA RATON			1	100%	1
GIFFORD MEMORIAL HOSPITAL		1			1
UFHEALTH			1	100%	1

COVID-19: testing by laboratory

Data through May 8, 2021 verified as of May 9, 2021 at 09:25 AM

Data in this report are provisional and subject to change.

The numbers in the table below represent the number of Florida and non-Florida residents for whom test results were received by the Department of Health. A person can be tested by more than one laboratory and can have both positive and negative results. **Therefore, the sum of the numbers in each column will be larger than the total number of people tested.**

Reporting lab	Inconclusive	Negative	Positive	Percent positive	Total
PRIMEX CLINICAL LABORATORIES INC			1	100%	1
CHATEAU TERREBONNE HEALTH CARE		1			1
CYPRESS VILLAGE REHAB CENTER		1			1
Luling Living Center		1			1
PARRISH MEDICAL GROUP			1	100%	1
Alaska Domiciliary Care for Homeless Veterans		1			1
PARK LANE NURSING HOME		1			1
HCR-ManorCare			1	100%	1
Iosco County Medical Care Facility		1			1
PEACE HEALTH FAMILY MEDICINE AT 87TH AVE		1			1
CAMBRIDGE HEALTH ALLIANCE			1	100%	1
NHC Sequatchie		1			1
SOUTHWOOD HEALTHCARE CENTER		1			1
Kroger 481 - The Little Clinic Houston Levee		1			1
MOUNT SINAI COMPREHENSIVE CANCER CENTER			1	100%	1
ORANGE PEDIATRICS PA			1	100%	1
SYCAMORE MEDICAL CENTER-KETTERING HEALTH NETWORK			1	100%	1
KINGWOOD EMERGENCY CENTER			1	100%	1
SALTZER URGENT CARE			1	100%	1
C V S / PHARMACY #4396		1			1
GARDEN VIEW CARE CENTER		1			1
ALDEN PHARMACY		1			1
BLUFFTON HEALTH CENTER			1	100%	1
EXPRESS WALK IN MEDICAL CENTER			1	100%	1
BOCA CIEGA CENTER			1	100%	1
ASCARATE DIALYSIS			1	100%	1
ALBANNA PEDIATRICS CENTER			1	100%	1
HEALTH DIV OAK RIDGE NATL LABORATORY		1			1
PRIMARY CARE SERVICES AT WESTMINSTER V		1			1
JMJ FAMILY PRACTICE			1	100%	1
MEDCOR, INC			1	100%	1
SYNERGY DIALYSIS INC			1	100%	1
CVS M08564POCT INDEPENDENCE		1			1
Kroger 97 - The Little Clinic Hutchinson		1			1
COMMUNITY URGENT CARE PC			1	100%	1
CHILDREN'S NATIONAL MEDICAL CENTER			1	100%	1
TRUCARE LIVING CENTERS - SELMA			1	100%	1
The Evangelical Lutheran Good Samaritan Society Prescott Village		1			1
RELIANCE HOME HEALTH CARE INC		1			1
BSA PHYSICIANS GROUP, INC D/B/A BSA FAMILY MEDICAL			1	100%	1
Kingston Care Center of Fort Wayne		1			1
CARENOW URGENT CARE - SPRING			1	100%	1
IZ MEDICAL		1			1
GATEWAY LABORATORIES		1			1
Kroger 970 - The Little Clinic Westfield			1	100%	1
WAYNE COUNTY PUBLIC HEALTH		1			1

COVID-19: testing by laboratory

Data through May 8, 2021 verified as of May 9, 2021 at 09:25 AM

Data in this report are provisional and subject to change.

The numbers in the table below represent the number of Florida and non-Florida residents for whom test results were received by the Department of Health. A person can be tested by more than one laboratory and can have both positive and negative results. **Therefore, the sum of the numbers in each column will be larger than the total number of people tested.**

Reporting lab	Inconclusive	Negative	Positive	Percent positive	Total
ST JOHN'S MEDICAL CENTER, TETON VILLAGE			1	100%	1
CENTRAL JERSEY URGENT CARE OF GREEN BR		1			1
ELMCROFT OF TIMBERLIN PARC			1	100%	1
Brakeley Park Center		1			1
REDSTONE REHABILITATION & NURSING CENT		1			1
AMERICAN DRUG TESTING LAB LLC			1	100%	1
Coos County Nursing Home		1			1
SHADY GROVE ADVENTIST HOSPITAL			1	100%	1
SOUTHEAST MISSOURI HOSPITAL		1			1
BRONSON METHODIST HOSPITAL			1	100%	1
BMC MAYPORT			1	100%	1
BOULDER COMMUNITY HOSPITAL			1	100%	1
ALAFAYA WOODS FAMILY MEDICAL CENTER		1			1
Kroger 83 - The Little Clinic Rock Road		1			1
Abernethy Laurels		1			1
Cloverdale Rehabilitation and Nursing Center		1			1
CVS MO4088POCT LEES SUMMIT		1			1
HOUSTON DEPARTMENT OF HEALTH AND HUMAN SERVICES			1	100%	1
WEST COAST CLINICAL LABS INC			1	100%	1
AUGUSTA HEALTH CLINICAL LABORATORY			1	100%	1
KINGWOOD EMERGENCY HOSPITAL			1	100%	1
UMMC MIDTOWN CAMPUS			1	100%	1
WEST VIRGINIA UNIVERSITY HOSPITALS, INC			1	100%	1
MINUTECLINIC DIAGNOSTIC OF VIRGINIA, LLC #10088		1			1
WATERMAN VILLAGE HOME CARE			1	100%	1
NAVARRO MEDICAL CENTERS LLC			1	100%	1
Fargo VA Healthcare System		1			1
PCR DIAGNOSTICS			1	100%	1
FAMILY PRACTICE ASSOCIATES		1			1
HHCS PHARMACY INC			1	100%	1
ANDERSON MEDICAL		1			1
NORTHCREST PHYSICIAN SERVICES INC		1			1
CHP COVID-19 (TX)			1	100%	1
ADVENTHEALTH MEDICAL GROUP SENIOR HEALTH AT			1	100%	1
PATIENT FIRST - FAIRFAX			1	100%	1
COLER REHABILITATION AND NURSING CARE		1			1
DIAGNOSTIC GROUP INTEGRATED HEALTHCARE			1	100%	1
HILLSBORO MEDICAL CENTER MAIN LABORATO		1			1
BAYCARE OUTREACH LAB AT NEW TAMPA			1	100%	1
SWIFTCARE URGENT CARE, PLLC			1	100%	1
BROWNSVILLE ADULT AND PEDIATRIC CLINIC			1	100%	1
CARESOUTH HHA HOLDINGS OF THE TREASURE COAST LLC			1	100%	1
The Pines at Poughkeepsie Center for Nursing and Rehabilitation		1			1
UNIVERISTY HOSPITAL			1	100%	1
Avera Sr. James Care Center		1			1
CVS CA5958POCT EASTVALE		1			1

COVID-19: testing by laboratory

Data through May 8, 2021 verified as of May 9, 2021 at 09:25 AM

Data in this report are provisional and subject to change.

The numbers in the table below represent the number of Florida and non-Florida residents for whom test results were received by the Department of Health. A person can be tested by more than one laboratory and can have both positive and negative results. **Therefore, the sum of the numbers in each column will be larger than the total number of people tested.**

Reporting lab	Inconclusive	Negative	Positive	Percent positive	Total
DE TAR HOSPITAL			1	100%	1
Grand Junction VAMC		1			1
HACKENSACK UNIVERSITY MEDICAL CENTER		1			1
BETHESDA ON TURKEY CREEK			1	100%	1
CENTRAL FLORIDA ADULT MEDICINE		1			1
NEVADA RURAL HOUSING AUTHORITY			1	100%	1
ORANGETOWN PEDIATRICS ASSOCIATES		1			1
Pontotoc Health and Rehab		1			1
APS-SUMMIT CARE PHARMACY, LLC DBA OMNICARE		1			1
PALMETTO ARTIFICIAL KIDNEY CENTER			1	100%	1
DIXIE COUNTY JAIL			1	100%	1
GOOD SHEPHERD HEALTH SYSTEM			1	100%	1
THE READING HOSPITAL AND MEDICAL CENTER			1	100%	1
Piedmont Crossing		1			1
Kroger 923 - The Little Clinic Centerville		1			1
PowerBack Piscataway Center		1			1
CAPE CANAVERAL HOSP			1	100%	1
BENEWAH COMMUNITY HOSPITAL		1			1
LSU MEDICAL CENTER			1	100%	1
PEDIATRIC ASSOCIATES OF ORLANDO			1	100%	1
PATHLAB SERVICES			1	100%	1
BAYSTATE REFERENCE LABORATORY			1	100%	1
FRESENIUS KIDNEY CARE OF CLERMONT WEST			1	100%	1
BROOKDALE FORT MYERS LAKES PARK			1	100%	1
QUICKCARE HEALTH, INC			1	100%	1
EMERGENCY CARE SERVICES LAB AT JFK MEDICAL CENTER			1	100%	1
VERIFY LABS			1	100%	1
ACCESS HEALTH CARE PHYSICIANS, LLC		1			1
SUNRISE HOSPITAL & MEDICAL CENTER-POC TESTING LAB			1	100%	1
ARBOR TERRACE AT CITRUS PARK			1	100%	1
ORMOND BEACH DIALYSIS			1	100%	1
Kroger 57 - The Little Clinic Jay C Charlestown		1			1
NASONCARE LLC			1	100%	1
HENRICO DOCTOR'S LABORATORY			1	100%	1
LAKE COMMUNITY ACTION AGENCY		1			1
PALM BEACH COUNTY HEALTH DEPT.			1	100%	1
BAPTIST HEALTH FLOYD			1	100%	1
CLIFTON SPRINGS		1			1
ENT & ALLERGY ASSOCIATES, LLP - SLEEPY HOLLOW (ABBOTT)		1			1
QUINCY DIALYSIS			1	100%	1
POMPANO BEACH ARTIFICIAL KIDNEY CENTER			1	100%	1
TMH PHYSICIAN PARTNERS			1	100%	1
Elderwood at Williamsville		1			1
NORTHEAST TEXAS DIALYSIS		1			1
ADVANTA LABS, LLC		1			1
VALUE DRUG STORES INC		1			1

COVID-19: testing by laboratory

Data through May 8, 2021 verified as of May 9, 2021 at 09:25 AM

Data in this report are provisional and subject to change.

The numbers in the table below represent the number of Florida and non-Florida residents for whom test results were received by the Department of Health. A person can be tested by more than one laboratory and can have both positive and negative results. **Therefore, the sum of the numbers in each column will be larger than the total number of people tested.**

Reporting lab	Inconclusive	Negative	Positive	Percent positive	Total
HYDE PARK MEDICAL CENTER		1			1
IVAN, MAYA			1	100%	1
			1	100%	1
CAROMONT HEALTH			1	100%	1
COLUMBUS REGIONAL HOSPITAL			1	100%	1
CHILDREN'S CLINIC			1	100%	1
HALIFAX HEALTH PRIMARY CARE			1	100%	1
MD TOX LABORATORY			1	100%	1
CARENOW MIDTOWN			1	100%	1
Kroger 523 - The Little Clinic Dickson			1	100%	1
MINUTE CLINIC DIAGNOSTIC PA			1	100%	1
Waddell Nursing & Rehab Center		1			1
FLAGLER MEDICAL ASSOCIATES PA			1	100%	1
MODERN URGENT CARE			1	100%	1
FLORIDA CLINICAL LABORATORY INC DBA			1	100%	1
PAMC MICRO LAB			1	100%	1
SALUDA NURSING CENTER		1			1
UPMC NORTHWEST HOSPITAL			1	100%	1
ADVOCATE GOOD SAMARITAN			1	100%	1
SHARP GROSSMONT HOSPITAL LABORATORY			1	100%	1
SOLARIS HEALTHCARE PLANT CITY		1			1
CARESTAT HOSPICE SERVICES			1	100%	1
TITUSVILLE REHABILITATION AND NURSING CENTER		1			1
Kroger 767 - The Little Clinic Beaumont		1			1
STORMONT VAIL HOSPITAL			1	100%	1
HEALTH AND HOPE CLINIC INC			1	100%	1
GEORGETOWN URGENT CARE			1	100%	1
LIFEWORKS WELLNESS CENTER LLC		1			1
CARE STATION MEDICAL GROUP		1			1
CHILTON MEDICAL CENTER		1			1
SEASONS HOSPICE AND PALLIATIVE CARE OF			1	100%	1
ANSWERS RESOURCE FACILITY		1			1
Brookdale Southside			1	100%	1
WALGREENS MARATHON			1	100%	1
Keller Landing Center		1			1
SEMA4			1	100%	1
Longwood Community Living Center		1			1
PANCARE HEALTH - NORTHSIDE ELEMENTARY			1	100%	1
PUBLIX PHARMACY #1488		1			1
Lopatcong Center		1			1
Eddy Memorial Geriatric Center		1			1
NORTH FLORIDA CHILD DEVELOPMENT, INC			1	100%	1
SANTA MONICA CA-UCLA MC			1	100%	1
TUNIS STREET GROUP HOME		1			1
USA Healthcare LTC, LLC - Folsom Center for Rehabilitation & Healthca		1			1
Sarah A. Todd Memorial Home		1			1

COVID-19: testing by laboratory

Data through May 8, 2021 verified as of May 9, 2021 at 09:25 AM

Data in this report are provisional and subject to change.

The numbers in the table below represent the number of Florida and non-Florida residents for whom test results were received by the Department of Health. A person can be tested by more than one laboratory and can have both positive and negative results. **Therefore, the sum of the numbers in each column will be larger than the total number of people tested.**

Reporting lab	Inconclusive	Negative	Positive	Percent positive	Total
MALUHIA		1			1
Trucare Living Centers - Columbus		1			1
MY URGENT CARE CLINIC			1	100%	1
ULTIMATE ANALYSIS LABORATORY			1	100%	1
PHYSICIANS PRIMARY CARE LEHIGH PEDS			1	100%	1
CVS AZ3264POCT PHOENIX			1	100%	1
EXCEPTIONAL EMERGENCY CENTER			1	100%	1
BUREAU COUNTY HEALTH DEPT			1	100%	1
VERMONT DEPT OF HEALTH LABORATORY			1	100%	1
Alexandria Place		1			1
HOSPITALS OF PROVIDENCE TRANSMOUNTAIN CAMPUS, THE			1	100%	1
CHI ST. LUKE'S HEALTH BCM MEDICAL CENTER			1	100%	1
Walgreens #11854			1	100%	1
CROSS CREEK HEALTH CARE		1			1
HEALTHPARTNERS HUDSON CLINIC			1	100%	1
PIONEER CLINICAL RESEARCH LLC			1	100%	1
Acts Manor House		1			1
INTERNAL MEDICINE GROUP OF CENTRAL FLORIDA			1	100%	1
EDGAR PRICE FAMILY & CHILDREN HEALTHCARE CENTER			1	100%	1
CORDOVA FAMILY PRACTICE			1	100%	1
EASTSIDE MEDICAL CLINIC		1			1
REGIONAL MEDICAL LABORATORY			1	100%	1
Carington Park			1	100%	1
ESOTERIC LAB			1	100%	1
LANCASHIRE HALL NURSING AND REHABILITATION CENTER		1			1
THOMAS HOSPITAL			1	100%	1
WMC HEALTH GROUP INC			1	100%	1
NHC Chattanooga			1	100%	1
Arlington Health and Rehabilitation		1			1
LOUNDY		1			1
CVS MA6466POCT SWANSEA		1			1
AMALIA'S COMMUNITY CLINIC, CORP			1	100%	1
AUGUSTA HEALTH SD			1	100%	1
PHOENIX PROGRAMS OF FLORIDA INC		1			1
BMC/NASSAU			1	100%	1
RIVIERA BEACH HEALTH CENTER LAB			1	100%	1
DOCTORS HEARING			1	100%	1
West Bay of Tampa Center			1	100%	1
RAPID CITY REGIONAL HOSPITAL -579 ATTN. LABORATORY		1			1
OASIS FAMILY RESORT IN THE SPRINGS LLC		1			1
UNIVERSITY OF NORTH CAROLINA HOSPITALS			1	100%	1
MERCY HOME		1			1
PHYSICIANS ASSOCIATES			1	100%	1
RIVERSIDE REGIONAL MED CENTER			1	100%	1
UABC			1	100%	1
Kroger 410 - The Little Clinic Trinity		1			1

COVID-19: testing by laboratory

Data through May 8, 2021 verified as of May 9, 2021 at 09:25 AM

Data in this report are provisional and subject to change.

The numbers in the table below represent the number of Florida and non-Florida residents for whom test results were received by the Department of Health. A person can be tested by more than one laboratory and can have both positive and negative results. **Therefore, the sum of the numbers in each column will be larger than the total number of people tested.**

Reporting lab	Inconclusive	Negative	Positive	Percent positive	Total
WELLSTAR KENNESAW MEDICAL CENTER		1			1
METROWEST MEDICAL CENTER - FRAMINGHAM			1	100%	1
MOBILE MEDICAL CLINIC			1	100%	1
CLEVELAND CLINIC AKRON GENERAL			1	100%	1
BEAUMONT HOSPITAL, GROSSE POINTE			1	100%	1
CHC SOUTHWEST FLORIDA LAB-LIVE			1	100%	1
Redwood Springs Healthcare			1	100%	1
SEPULVEDA OUTPATIENT AND NURSING HOME CARE			1	100%	1
FELD ENTERTAINMENT			1	100%	1
COLUMBIA CREST CARE & RAHAB		1			1
Vi at Aventura		1			1
Kroger 447 - The Little Clinic Lebanon		1			1
EDEN HEALTH NOMAD LAB		1			1
KINGMAN REGIONAL MEDICAL CENTER			1	100%	1
Kroger 825 - The Little Clinic Dorothy Lane		1			1
COVENANT HOSPITAL HOBBS D/B/A COVENANT		1			1
Linley Park Rehabilitation & Healthcare Center		1			1
PLANT CITY FIRE RESCUE		1			1
CHILTON URGENT CARE			1	100%	1
UNITYPOINT HEALTH TRINITY			1	100%	1
CVS AZ69POCT PEORIA		1			1
CVS MA1238POCT MEDFIELD		1			1
BASCOM PALMER-MICRO LAB			1	100%	1
ARNOLD PALMER HOSPITAL LAB POCT		1			1
ACUPATH LABORATORIES INC			1	100%	1
BLAKE AT PENSACOLA OPERATION CO, LLC, THE			1	100%	1
STONECREST MEDICAL CENTER		1			1
SANTA ROSA PEDIATRICS			1	100%	1
UT HEALTH RIO GRANDE VALLEY SPECIALTY PEDIATRICS			1	100%	1
DSI LABORATORIES-NAPLES-7TH			1	100%	1
NULL			1	100%	1
SHANDSCAIR FLIGHT PROGRAM			1	100%	1
ALLIANCE MD DIRECT PRIMARY CARE			1	100%	1
PM PEDIATRICS OF BAYSIDE PLLC - STATEN		1			1
ADVANCED URGENT CARE PLLC		1			1
GUIDEWELL SANITAS			1	100%	1
FAMILY PHYSICIANS OF WINTER PARK, INC			1	100%	1
CARLTON SHORES HEALTH AND REHABILITATION CENTER			1	100%	1
MEDICAL SPECIALISTS OF THE PALM BEACHES INC			1	100%	1
LAKEVIEW REGIONAL HOSPITAL			1	100%	1
CLUB HEALTH AND REHABILITATION CENTER, THE		1			1
LAKEWOOD RANCH MEDICAL GROUP LLC			1	100%	1
LAKESIDE MEDICAL CENTER		1			1
HOUSTON MEDICAL CENTER LABORATORY			1	100%	1
WALGREENS_CHICAGO		1			1
CARENOW URGENT CARE - ANTIOCH		1			1

COVID-19: testing by laboratory

Data through May 8, 2021 verified as of May 9, 2021 at 09:25 AM

Data in this report are provisional and subject to change.

The numbers in the table below represent the number of Florida and non-Florida residents for whom test results were received by the Department of Health. A person can be tested by more than one laboratory and can have both positive and negative results. **Therefore, the sum of the numbers in each column will be larger than the total number of people tested.**

Reporting lab	Inconclusive	Negative	Positive	Percent positive	Total
Springdale Village		1			1
Kroger 347 - The Little Clinic Tates Creek		1			1
WELLMED AT BAY AREA		1			1
DODGE COUNTY HOSPITAL LABORATORY		1			1
WESLEY LONG HOSPITAL			1	100%	1
NATIONS TOBIN RECREATION CENTER			1	100%	1
ROBERT TAYLOR COMMUNITY COMPLEX			1	100%	1
NHC HealthCare St. Charles		1			1
VIRGINIA CVS PHARMACY, LLC DBA CVS/PHARMACY #1884		1			1
ST LUKE LUTHERAN HOME		1			1
LABORATORIO BUENA SALUD			1	100%	1
NORTHSIDE FAMILY MEDICINE		1			1
Scepter Rehab and Health care		1			1
XPRESHECK IAD (DULLES)			1	100%	1
SUREPOINT URGENT CARE PADRE ISLAND			1	100%	1
LEHIGH PULMONARY ASSOCIATES			1	100%	1
USF PHYSICIANS GROUP			1	100%	1
DIXIE REGIONAL MEDICAL CENTER			1	100%	1
ST ROSE DOMINICAN HOSPITAL LAB-ROSE DE LIMA CAMPUS			1	100%	1
NORTH PALM CHIDRENS PHYSICIANS			1	100%	1
HUGH CHATHAM FAMILY MEDICINE INDEPENDENCE		1			1
Waters of Covington		1			1
PATEL MINESH		1			1
MARTIN MEMORIAL MEDICENTER			1	100%	1
BRIGHAM YOUNG UNIV STUDENT HEALTH CTR			1	100%	1
HONEY BROOK MED INVESTORS LTD/DBA		1			1
PHI LIFE SCIENCES			1	100%	1
ADVENT HEALTH MEDICAL GROUP AT PINELLAS PARK			1	100%	1
JASON RHEE, MD		1			1
DOMINION DIAGNOSTICS			1	100%	1
BRUNSWICK HEALTH AND REHABILITATION CE		1			1
SPEARE MEMORIAL HOSPITAL			1	100%	1
NORTH SHORE HEMATOLOGY-ONCOLOGY ASSOCIATES PC		1			1
Kroger 367 - The Little Clinic Walton		1			1
Walgreens #19461		1			1
Princeton Place			1	100%	1
MEDICAL ASSOCIATES OF PINELLAS - LAB			1	100%	1
BUFFALO VAMC			1	100%	1
PHYSICIANS PREMIER ER- CENTRAL AUSTIN			1	100%	1
Oregon Veterans Home The Dalles		1			1
ODESSA CLINIC			1	100%	1
CORONA CONCIERGE, LLC		1			1
PIEDMONT NEWTON HOSPITAL		1			1
UCH LAB			1	100%	1
MEDICAL CENTER AFFILIATES PALM SPRINGS			1	100%	1
HEARTLAND OF MARIETTA OH LLC DBA		1			1

COVID-19: testing by laboratory

Data through May 8, 2021 verified as of May 9, 2021 at 09:25 AM

Data in this report are provisional and subject to change.

The numbers in the table below represent the number of Florida and non-Florida residents for whom test results were received by the Department of Health. A person can be tested by more than one laboratory and can have both positive and negative results. **Therefore, the sum of the numbers in each column will be larger than the total number of people tested.**

Reporting lab	Inconclusive	Negative	Positive	Percent positive	Total
MARIANNA DIALYSIS CENTER			1	100%	1
CAREWELL 203			1	100%	1
FAMILY AND INTERNAL MEDICINE ASSOCIATES		1			1
PATHOLOGY		1			1
Crestview Rehabilitation & Skilled Nursing Services		1			1
URGENT CARE 24/7 TAMPA			1	100%	1
WASHINGTON CENTER FOR REHABILITATION A		1			1
Samaritan Keep Home		1			1
NATIONAL INSTITUTES OF HEALTH CLINICAL CENTER			1	100%	1
Kingsway Arms Nursing Center		1			1
GENESIS CARE USA OF FLORIDA, LLC			1	100%	1
FOCUSED CARE AT ALLENBROOK		1			1
CAREMOUNT MEDICAL PC-CARMEL		1			1
Newton Wellesley Center for Alzheimer's Care		1			1
SAN JOSE CLINIC		1			1
MOUNT SINAI MEDICAL CENTER OF FLORIDA INC			1	100%	1
SKY RIDGE MEDICAL CENTER - MICRO			1	100%	1
Kroger 907 - The Little Clinic Holland		1			1
Kroger 433 - The Little Clinic Atoka		1			1
BLACKBERRY CENTER, THE		1			1
ATHENA PLASTIC SURGERY		1			1
WATERTOWN URGENT CARE		1			1
HEALTH CHOICES, PLLC		1			1
ENZO LABS INC			1	100%	1
Walgreens #19992		1			1
ADVANCE MD CARE			1	100%	1
MEDEXPRESS URGENT CARE - UNIONTOWN		1			1
MARYLAND DEPARTMENT OF HEALTH AND MENTAL HYGIENE-LABORATORIES			1	100%	1
ALVERNIA UNIVERSITY HEALTH AND WELLNESS CENTER		1			1
MEDEXPRESS URGENT CARE - WALL		1			1
SHAMRA MEDICAL LABORATORY			1	100%	1
FIU HEALTH CARE CENTER			1	100%	1
EAST COAST INSTITUTE FOR RESEARCH LLC			1	100%	1
NATICK URGENT CARE			1	100%	1
HAWAII DEPARTMENT OF HEALTH LAB			1	100%	1
VCU HEALTH SYSTEM AUTHORITY - MCV HOSPITALS			1	100%	1
ADVENTHEALTH MEDICAL GROUP FAMILY			1	100%	1
CENTRAL FLORIDA MEDICAL CARE			1	100%	1
PATIENT FIRST - NEWTOWN ROAD			1	100%	1
Schenectady Center for Rehabilitation & Nursing		1			1
REGENTS PARK OF JACKSONVILLE			1	100%	1
WVU MEDICINE - WESTON			1	100%	1
EAST TENNESSEE STATE UNIVERSITY		1			1
Kroger 395 - The Little Clinic Blanchester		1			1
MAGGY PHARMACY INC		1			1
THE NEW JEWISH HOME		1			1

COVID-19: testing by laboratory

Data through May 8, 2021 verified as of May 9, 2021 at 09:25 AM

Data in this report are provisional and subject to change.

The numbers in the table below represent the number of Florida and non-Florida residents for whom test results were received by the Department of Health. A person can be tested by more than one laboratory and can have both positive and negative results. **Therefore, the sum of the numbers in each column will be larger than the total number of people tested.**

Reporting lab	Inconclusive	Negative	Positive	Percent positive	Total
Lenbrook		1			1
Bay View Nursing and Rehabilitation Center			1	100%	1
OKLAHOMA BLOOD INSTITUTE			1	100%	1
ST CATHERINE HOSPITAL LABORATORY			1	100%	1
PARK AVENUE MEDICAL PROFESSIONALS		1			1
UHS BINGHAMTON GENERAL			1	100%	1
SOUTH FLORIDA URGENT CARE CENTERS, LLC			1	100%	1
KIDS HEALTH ALLIANCE PA			1	100%	1
SPACE COAST COMMUNITY PHARMACY			1	100%	1
ACCESS FAMILY CARE LLC			1	100%	1
THEDACARE FAMILY MEDICINE GATEWAY			1	100%	1
FLORIDA HOSPITAL ORMOND BEACH			1	100%	1
MEDOR/ACC SYNCHRONY			1	100%	1
Florence Home		1			1
MEDICAL CITY NORTH HILLS			1	100%	1
LUTHERAN HOSPITAL OF INDIANA			1	100%	1
PRISMA HEALTH TUOMEY LABORATORY			1	100%	1
WEST PALM BEACH PHARMACEUTICALS LLC			1	100%	1
Kroger 805 - The Little Clinic Lewis Center		1			1
EVERGREEN NURSING HOME		1			1
Mercy Manor Transition Center			1	100%	1
KISSIMMEE HOME TRAINING		1			1
ACCESS TOTAL CARE - PORTLAND			1	100%	1
MINNESOTA HERITAGE HOUSE		1			1
COMMUNITY HOSPITALS INDIANAPOLIS			1	100%	1
DUKE UNIVERSITY MEDICAL CENTER			1	100%	1
VA Tennessee Valley HCS-Nashville Campus			1	100%	1
FRANKLIN CBOC			1	100%	1
STOPWATCH URGENT CARE			1	100%	1
SIGNATURE HEALTHCARE OF BUCKHEAD		1			1
VIP FAMILY PRACTICE			1	100%	1
MANHATTAN COLLEGE HEALTH SERVICES		1			1
MARION GENERAL HOSPITAL			1	100%	1
MERCY GENERAL HOSPITAL			1	100%	1
SUMMERLIN MEDICAL CENTRE			1	100%	1
UNIVERSITY OF MIAMI PRIMARY CARE SITE UMHC 3039			1	100%	1
PROVIDENCE ST. PATRICK HOSPITAL			1	100%	1
COVENANT HEALTH		1			1
ELEMENTS PHARMACY			1	100%	1
CVS MI22230CV WAYNE COUNTY COMMUNITY COLLEGE			1	100%	1
LIFECARE MEDICAL CENTER			1	100%	1
SPECIALTY MOLECULAR - DENVER			1	100%	1
Life Care Center of Auburn		1			1
CRYSTAL RIVER FIRE DEPARTMENT			1	100%	1
YOUR GOOD HEALTH MEDICAL GROUP PA			1	100%	1
WEST FLORIDA MEDICAL ASSOCIATES PA			1	100%	1

COVID-19: testing by laboratory

Data through May 8, 2021 verified as of May 9, 2021 at 09:25 AM

Data in this report are provisional and subject to change.

The numbers in the table below represent the number of Florida and non-Florida residents for whom test results were received by the Department of Health. A person can be tested by more than one laboratory and can have both positive and negative results. **Therefore, the sum of the numbers in each column will be larger than the total number of people tested.**

Reporting lab	Inconclusive	Negative	Positive	Percent positive	Total
WORKCARE, INC GLOBALFOUNDRIES			1	100%	1
CLINICAL PATHOLOGY LABORATORIES SOUTHEAST INC			1	100%	1
ACCESS TOTAL CARE			1	100%	1
MEDCARE-GARNERS FERRY			1	100%	1
ENCOMPASS HEALTH REHAB HOSP NEW ENGLAND		1			1
PUBLIX PHARMACY #1122		1			1
ASUNCION HOME HEALTH CARE CORP			1	100%	1
ST JOHN'S HOME CARE			1	100%	1
AHUJA MEDICAL CENTER			1	100%	1
Kroger 629 - The Little Clinic Cartersville, GA Hwy 41		1			1
MAIN LAB			1	100%	1
Quince Nursing and Rehabilitation Center		1			1
SUPERKIDS PEDIATRICS			1	100%	1
NF Escambia, LLC DBA Olive BranchHealth and Rehabilitaion Center			1	100%	1
RAMBAM URGENT CARE			1	100%	1
ADVANCED CARDIOVASCULAR DIAGNOSTICS OF FL			1	100%	1
PASTEUR MEDICAL CENTER LLC		1			1
GOOD SAMARITAN SOCIETY - DE SMET		1			1
LIFESPAN HEALTH - SELMER		1			1
PORTSMOUTH REG. HOSPITAL			1	100%	1
REDMOND URGENT CARE			1	100%	1
HEALTHALLIANCE HOSPITAL LABORATORY		1			1
CARDIOLOGY AND FITNESS MEDICINE		1			1
ORMC-ARDEN/EOI			1	100%	1
ALL PEDIATRIC CARE PA			1	100%	1
REHABILITATION CENTER OF ALBUQUERQUE		1			1
BUENA VENTURA LAKES DIALYSIS			1	100%	1
MOBILE INFIRMARY MEDICAL CENTER			1	100%	1
FLORIDA HOME HEALTH			1	100%	1
VALLEY VISTA CARE CENTER		1			1
LITTLE FALLS HOSPITAL LABORATORY		1			1
BEAUMONT HOSPITAL			1	100%	1
SURGERY CENTER, THE			1	100%	1
Crowne Health Care of Thomasville		1			1
INTEGRATED GENETICS SEQUENOM		1			1
JACKSON MADISON CO. GEN. HOSPITAL			1	100%	1
HUNEYCUTT FAMILY PRACTICE			1	100%	1
PATHOLOGY ASSOCIATES			1	100%	1
VISTA LAKE ASSISTED LIVING			1	100%	1
JAX FAMILY CARE		1			1
WESTCHESTER MEDICAL CENTER ADVANCED		1			1
MANORCARE HEALTH SERVICES BOCA RATON			1	100%	1
BROOKDALE FORT WALTON BEACH			1	100%	1
MAYO MEDICAL LABORATORIES			1	100%	1
Kroger 086 - The Little Clinic Broomfield-Sheridan		1			1
IMMY LABS			1	100%	1

COVID-19: testing by laboratory

Data through May 8, 2021 verified as of May 9, 2021 at 09:25 AM

Data in this report are provisional and subject to change.

The numbers in the table below represent the number of Florida and non-Florida residents for whom test results were received by the Department of Health. A person can be tested by more than one laboratory and can have both positive and negative results. **Therefore, the sum of the numbers in each column will be larger than the total number of people tested.**

Reporting lab	Inconclusive	Negative	Positive	Percent positive	Total
METROPOLITAN			1	100%	1
ANDERSON FAMILY MEDICINE			1	100%	1
The Carrington		1			1
UT HEALTH RGV CLINICAL LABORATORY			1	100%	1
Willow Ridge Center		1			1
Country View of Sunbury			1	100%	1
Lakeland Nursing and Rehabilitation Center LLC		1			1
CARENOW-MONTGOMERY			1	100%	1
KROGER 785 - THE LITTLE CLINIC DIXIE HWY		1			1
ST JUDE CARE CENTER		1			1
MOSOLF PEDIATRICS PA			1	100%	1
LAKE REGIONAL HEALTH			1	100%	1
PERFECT HEALTH URGENT CARE AND MEDICAL		1			1
CARESPOT - MIAMI GARDENS			1	100%	1
MEDEXPRESS URGENT CARE - PATRICK STREE			1	100%	1
EDWARD HOSPITAL			1	100%	1
PM PEDIATRICS OF VIRGINIA			1	100%	1
FRESENIUS KIDNEY CARE OCALA			1	100%	1
BRUSHY CREEK FAMILY HOSPITAL			1	100%	1
UNITED HEALTHCARE			1	100%	1
HAVASU REGIONAL MEDICAL CENTER			1	100%	1
RESTORE MEDICAL PARTNERS PLLC			1	100%	1
ER NEAR ME HULEN		1			1
SAINT JOSEPH'S HOSPITAL AND MEDICAL CENTER		1			1
MERITUS MEDICAL CENTER			1	100%	1
INTERNAL MEDICINE EMILIA MURRAY MD PA		1			1
Lemont Nursing and Rehab Center			1	100%	1
MISSOURI DEPARTMENT OF HEALTH AND SENIOR SERVICES - STATE PH LAB		1			1
XSTREMEMD			1	100%	1
ROSE HAVEN NURSING CENTER		1			1
RESIDENCES AT MIAMI / REIGN GARDENS LLC, THE			1	100%	1
Kroger - KRO70300083			1	100%	1
WELLMED AT LINEBAUGH AVE			1	100%	1
Livingston County Center for Nursing and Rehabilitation		1			1
LEE MEMORIAL HOSPITAL OUTPATIENT SURGERY CENTER			1	100%	1
Excel Care Center			1	100%	1
SOUTHEASTERN INTEGRATED MEDICAL PL			1	100%	1
DILELLA			1	100%	1
SKYRIDGE CLINICAL ASSOCIATES		1			1
FLORIDA MEDICAL CLINIC PA GI			1	100%	1
SUMMIT URGENT CARE - FAYETTEVILLE		1			1
SUNCOAST RESEARCH GROUP LLC			1	100%	1
VA ST LOUIS HEALTH CARE SYSTEM			1	100%	1
Kroger 532 - The Little Clinic Murfreesboro		1			1
SIPERSTEIN DERMATOLOGY LLC			1	100%	1
Brown Nursing Home		1			1

COVID-19: testing by laboratory

Data through May 8, 2021 verified as of May 9, 2021 at 09:25 AM

Data in this report are provisional and subject to change.

The numbers in the table below represent the number of Florida and non-Florida residents for whom test results were received by the Department of Health. A person can be tested by more than one laboratory and can have both positive and negative results. **Therefore, the sum of the numbers in each column will be larger than the total number of people tested.**

Reporting lab	Inconclusive	Negative	Positive	Percent positive	Total
HERITAGE HEALTHCARE CENTER AT TALLAHASSEE			1	100%	1
CVS TN6394POCT BRENTWOOD		1			1
HEALTHFORCE PARTNERS INC			1	100%	1
Seal Rock Healthcare		1			1
ORCHID TERRACE		1			1
CAPITAL HEALTH PLAN - GOVERNORS SQUARE			1	100%	1
Brownwood Nusing & Rehabilitation		1			1
ASSURANCE HEALTHCARE AND COUNSELING CENTER		1			1
Kroger 390 - The Little Clinic North College Hill		1			1
SONORAN DESERT PATHOLOGY			1	100%	1
Eagle Point Health Care Center		1			1
Maple Lane Nursing Home		1			1
CVS IL2297652CV CHICAGO		1			1
PEDRO L ORTEGA MD PA			1	100%	1
THE LITTLE CLINIC LLC			1	100%	1
Woodstock Nursing and Rehabilitation Center		1			1
Le Roy Village Green		1			1
BATESVILLE - SHERWOOD URGENT CARE			1	100%	1
ORDRS, INC.			1	100%	1
RIVERSIDE PEDIATRIC GROUP, INC		1			1
NORTH FLORIDA REGIONAL MEDICAL CENTER EMERGENCY			1	100%	1
PRIMARY CARE GROUP LLC		1			1
WINDSOR MANOR			1	100%	1
Saint Joseph Living Center		1			1
Garden View Care Center at Dougherty Ferry		1			1
PRACTITIONERS IN MOTION			1	100%	1
SAN ANTONIO DERMATOLOGY AND MEDICAL SPA			1	100%	1
KENNEDY BOULEVARD DIALYSIS			1	100%	1
EXCEL URGENT CARE OF NJ			1	100%	1
WALGREENS #04786		1			1
HERNANDO COUNTY HEALTH DEPT			1	100%	1
KNOX COMMUNITY HOSPITAL			1	100%	1
MARINA DEL REY HOSPITAL LAB			1	100%	1
GARDENS PEDIATRICS LAB			1	100%	1
Medford Multicare		1			1
ACCULAB			1	100%	1
KODIAK AREA NATIVE ASSOCIATION-KANA			1	100%	1
CAREFIRST URGENT CARE - BEECHMONT			1	100%	1
ARISTACARE AT MANCHESTER		1			1
Kroger - KRO62000426			1	100%	1
THE MEDICAL CENTER AT SCOTTSVILLE			1	100%	1
MEDISURE DBA MY WELLNESS EXPRESS			1	100%	1
CORRY MEMORIAL HOSPITAL			1	100%	1
Regency Square			1	100%	1
CVS MA7140POCT WESTPORT		1			1
BOLLES SCHOOL, THE			1	100%	1

COVID-19: testing by laboratory

Data through May 8, 2021 verified as of May 9, 2021 at 09:25 AM

Data in this report are provisional and subject to change.

The numbers in the table below represent the number of Florida and non-Florida residents for whom test results were received by the Department of Health. A person can be tested by more than one laboratory and can have both positive and negative results. **Therefore, the sum of the numbers in each column will be larger than the total number of people tested.**

Reporting lab	Inconclusive	Negative	Positive	Percent positive	Total
NORDX			1	100%	1
WRIGHT PATTERSON AFB MEDICAL CENTER			1	100%	1
SC-GA2018 SIMPSONVILLE REHABILITATION		1			1
PARK AVENUE MEDICAL PROFESSIONALS PC		1			1
WEST FLORIDA HOSPITAL LABORATORY			1	100%	1
BAM INC		1			1
Kroger 359 - The Little Clinic Bellevue		1			1
FIRST CARE OF GAINESVILLE			1	100%	1
Kroger 929 - The Little Clinic Corryville		1			1
Victoria Manor		1			1
LONG ISLAND MINIMALLY INVASIVE SURGERY		1			1
GOOD SHEPHERD HOSPICE INC			1	100%	1
PRIME HEALTHCARE SERVICES		1			1
APOLLOMDX LLC			1	100%	1
CLAYTON NURSING AND REHABILITATION		1			1
Perham Living			1	100%	1
PARK CITY HOSPITAL - RESPIRATORY CARE SERVICES			1	100%	1
STITCHES ACUTE CARE CENTER OF CHEYENNE			1	100%	1
Walgreens #11724		1			1
PEDIATRIC URGENT CARE CENTR OF FORT WORTH-LA GRAN			1	100%	1
BETHESDA HEALTH PHYSICIANS GROUP		1			1
ADVANCED CARDIOVASCULAR DIAGNOSTICS PL		1			1
HOLYCROSS URGENT CARE AND IMAGING CENTER		1			1
GIBSON AREA PRIMARY CARE			1	100%	1
URGENT CARE NORTHWEST		1			1
PALM COTTAGE OPERATOR LLC			1	100%	1
Kroger 531 - The Little Clinic Waterville		1			1
SPELMAN COLLEGE DEPT OF HEALTH SERVICE		1			1
AFTER HOURS CLINIC			1	100%	1
WINCHESTER URGENT CARE, PC		1			1
St. Ann Rehabilitation and Nursing Center		1			1
PALMETTO PRIMARY CARE PHYSICIANS			1	100%	1
AdventHealth Care Center Zephyrhills North			1	100%	1
ABBOTT LABORATORIES ROSS PRODUCTS			1	100%	1
UF HEALTH THE VILLAGES			1	100%	1
RAYMOND F CARON MD			1	100%	1
WESLEY MEDICAL CENTER			1	100%	1
O'CONNELL HEALTH CENTER AT ST JOHNS			1	100%	1
ADVENT HEALTH MEDICAL GROUP MULTISPECIALTY			1	100%	1
HENRY FORD HOSPITAL			1	100%	1
NICKLAUS CHILDREN'S DORAL OUTPATIENT CENTER			1	100%	1
Advanced Health Care of St. George		1			1
ADVENTHEALTH MEDICAL GROUP PEDIATRICS DIABETES &			1	100%	1
BRANDON OUTREACH CLINIC			1	100%	1
BEST CHOICE WELLNESS & LABORATORY LLC			1	100%	1
Smg/North Jersey Hematology & Oncology		1			1

COVID-19: testing by laboratory

Data through May 8, 2021 verified as of May 9, 2021 at 09:25 AM

Data in this report are provisional and subject to change.

The numbers in the table below represent the number of Florida and non-Florida residents for whom test results were received by the Department of Health. A person can be tested by more than one laboratory and can have both positive and negative results. **Therefore, the sum of the numbers in each column will be larger than the total number of people tested.**

Reporting lab	Inconclusive	Negative	Positive	Percent positive	Total
Citadel		1			1
PHYSICIANS OF CENTRAL FLORIDA			1	100%	1
WALGREENS #12624		1			1
PEDIATRIC PARTNERS			1	100%	1
LADY OF THE SEA HOSPITAL LAB			1	100%	1
OHIOHEALTH URGENT CARE			1	100%	1
URGENT CARE OF COASTAL GEORGIA			1	100%	1
LAURELS OF ATHENS, THE		1			1
Kingston of Ashland		1			1
ADVENTHEALTH DURAND			1	100%	1
CVS SC4288POCT ROCK HILL			1	100%	1
Diversicare of Smyrna		1			1
MEDEX CLINIC LLC			1	100%	1
Vibrantlife of El Paso Rehabilitation Center			1	100%	1
WAYCROSS INTRTNAL MEDICINE			1	100%	1
TRAVIS LEE THOMPSON MD			1	100%	1
CLEVELAND CLINIC FLORIDA LAB			1	100%	1
CELEBRATION HOSPITAL			1	100%	1
DR. K PEDIATRICS			1	100%	1
UNIVERSITY OF FLORIDA			1	100%	1
AIRPORT MEDICAL SOLUTIONS ORLANDO			1	100%	1
PARTNERS IN PRIMARY CARE		1			1
FAMILY MEDICINE AT KISSIMMEE		1			1
Brookdale Richmond Place		1			1
HOWELL BRANCH COURT			1	100%	1
DAYTON CHILDRENS HOSPITAL LAB			1	100%	1
BAXTER REGIONAL MEDICAL CENTER			1	100%	1
Kroger 379 - The Little Clinic Stony Brook		1			1
PARK AVENUE DERMATOLOGY NORTH			1	100%	1
Mission Arch Center		1			1
MOREHOUSE COLLEGE STUDENT HEALTH CENTE		1			1
Central Park Healthcare & Rehabilitation Center		1			1
ALPHA 1 ANTITRYPSIN RESEARCH PROGRAM			1	100%	1
SONNI'S PEDIATRICS			1	100%	1
MACKINAC STRAITS LONG TERM CARE UNIT		1			1
STANKUS FAMILY CARE		1			1
PALM SPRINGS GENERAL HOSPITAL			1	100%	1
Bivins Pointe			1	100%	1
El Paso Health Care Center			1	100%	1
CFCH - FROSTPROOF			1	100%	1
SHANNON CLARK OD, PA			1	100%	1
LIFE CARE CENTER OF GWINNETT		1			1
PUTNAM CO HOSPITAL-D/B/A ASBURY TOWERS		1			1
OPTI MED PHARMACY		1			1
CHESAPEAKE REGIONAL MEDICAL CENTER			1	100%	1
HCL LABORATORIES			1	100%	1

COVID-19: testing by laboratory

Data through May 8, 2021 verified as of May 9, 2021 at 09:25 AM

Data in this report are provisional and subject to change.

The numbers in the table below represent the number of Florida and non-Florida residents for whom test results were received by the Department of Health. A person can be tested by more than one laboratory and can have both positive and negative results. **Therefore, the sum of the numbers in each column will be larger than the total number of people tested.**

Reporting lab	Inconclusive	Negative	Positive	Percent positive	Total
OPTIMAL MEDICINE INC		1			1
CARRINGTON, LLC D/B/A THE CARRINGTON		1			1
WELLOW URGENT CARE-OSWEGO			1	100%	1
FAIRHAVEN		1			1
Encompass Health Rehab Hosp Alexandria		1			1
APPLECARE BRUNSWICK			1	100%	1
EMERGENCE MEDICINE			1	100%	1
FAWCETT MEMORIAL HOSPITAL NURSING			1	100%	1
VISTA DEL SOL MED ASSOC		1			1
CASS LAKE PHS INDIAN HOSPITAL		1			1
ST PETERSBURG GENERAL HOSPITAL LABORATORY			1	100%	1
MCR HEALTH VENICE PEDIATRICS			1	100%	1
SOUTHWESTERN VERMONT MEDICAL CENTER			1	100%	1
PENSACOLA PATHOLOGY		1			1
CHILDRENS SPECIALIST PEDIATRIC PULMMOLOGY &			1	100%	1
MEDCOR INC			1	100%	1
EUGENE T FINAN, MD			1	100%	1
RED HOOK FAMILY PRACTICE		1			1
CRESTVIEW MED CLIN LAB			1	100%	1
ADVENTHEALTH MEDICAL GROUP INTERNAL MEDICINE AT MILLS			1	100%	1
PALACE CARE AND REHAB		1			1
MEDPOST URGENT CARE - CIBOLO			1	100%	1
JAMES A HENRY MD LLC			1	100%	1
DEPARTMENT OF HEALTH SERVICES			1	100%	1
BRIDGEWATER PARK ASSISTED LIVING LLC			1	100%	1
LINCOLN COUNTY MEDICAL CENTER		1			1
Encompass Health Rehab Hosp Harmarville		1			1
ST. PETERSBURG PEDIATRICS-SEMINOLE			1	100%	1
RAAZI CLINICAL LABORATORY LLC			1	100%	1
PRINCIPLE DIAGNOSTICS LLC			1	100%	1
PINEVILLE PHARMACY			1	100%	1
Kroger 524 - The Little Clinic Iron Bridge Road		1			1
BROOKDALE AVONDALE (BU 04360)			1	100%	1
CAREATC - WISCONSIN PIPE-FITTERS			1	100%	1
Metairie Healthcare Center			1	100%	1
OPCO LLC LEGACY NURSING AND REHABILITA		1			1
COMMUNITY MEDICAL CARE			1	100%	1
SUMMIT LABORATORY			1	100%	1
SAINT AGNES MEDICAL CENTER			1	100%	1
TWIN			1	100%	1
SCRIPTS PLUS INC DBA THE MEDICINE SHOP		1			1
GREYSTONE HOME HEALTH OF GREATER ORLANDO LLC		1			1
DOCTOR TODAY URGENT CARE			1	100%	1
DONALSONVILLE HOSPITAL			1	100%	1
TARRYTOWN PHARMACY			1	100%	1
White River Health Care Center		1			1

COVID-19: testing by laboratory

Data through May 8, 2021 verified as of May 9, 2021 at 09:25 AM

Data in this report are provisional and subject to change.

The numbers in the table below represent the number of Florida and non-Florida residents for whom test results were received by the Department of Health. A person can be tested by more than one laboratory and can have both positive and negative results. **Therefore, the sum of the numbers in each column will be larger than the total number of people tested.**

Reporting lab	Inconclusive	Negative	Positive	Percent positive	Total
SUMMER PLACE NURSING & REHABILITATION		1			1
CAPE CORAL HOSPITAL NURSING			1	100%	1
GENESEE COUNTY HEALTH DEPARTMENT		1			1
REELFOOT FAMILY WALK-IN CLINIC		1			1
WALK IN FAMILY MEDICINE CENTER			1	100%	1
Senatobia Healthcare & Rehab		1			1
AUSTIN URGENT CARE			1	100%	1
SSC NASHVILLE OPERATING CO LLC D/B/A		1			1
GEORGE WASHINGTON UNIVERSITY HOSPITAL			1	100%	1
FLORIDA MEDICAL CLINIC, PA		1			1
Garden Villa Bedford		1			1
COLE DIAGNOSTICS - BOISE		1			1
QUEST INC			1	100%	1
YOUR HEALTH PEDIATRICS INC			1	100%	1
CHILDREN'S MEMORIAL HOSPITAL			1	100%	1
ONPOINT URGENT CARE			1	100%	1
COSTCO PHARMACY #1023			1	100%	1
JOHNSON MEDICAL SERVICES			1	100%	1
CENTRAL TX URGENT CARE			1	100%	1
BOCA RATON PHYSICIANS PA			1	100%	1
WINCHESTER HOSPITAL			1	100%	1
WALGREENS #11572		1			1
HOSPITAL SISTERS HEALTH SYSTEM (HSHS)			1	100%	1
PARKVIEW REGIONAL MEDICAL CENTER			1	100%	1
NCH HEALTHCARE CREEKSIDE ENDOSCOPY			1	100%	1
FLORIDA STATE UNIVERSITY HEALTH SERVICES			1	100%	1
STANLY REGIONAL MEDICAL CENTER			1	100%	1
MEDLABS OF FLORIDA LLC D/B/A MEDLABS DIAGNOSTICS		1			1
SIGNATURE CARE COLLEGE STATION			1	100%	1
ManorCare Yeadon		1			1
STAMFORD HOSPITAL			1	100%	1
Walgreens #17445		1			1
BAYOU URGENT CARE			1	100%	1
Elmbrook Home		1			1
PALM BEACH DIABETES AND ENDOCRINE SPECIALISTS, PA			1	100%	1
NC STATE LAB OF PUBLIC HEALTH			1	100%	1
UW MEDICINE MS CENTER			1	100%	1
FAIRVIEW HOSPITAL			1	100%	1
INDIANA STATE DEPARTMENT OF HEALTH CLINIC MICROBIOLOGY		1			1
VIVEX/UMTB BIOMEDICAL			1	100%	1
OPTUM MEDICAL CLINIC IN ROCKRIMMON			1	100%	1
Kroger 699 - The Little Clinic Smyrna		1			1
Kroger 682 - The Little Clinic New Holland Market			1	100%	1
SAINT BARNABAS MEDICAL CENTER		1			1
ARGENTINE CARE CENTER		1			1
C A R E S		1			1

COVID-19: testing by laboratory

Data through May 8, 2021 verified as of May 9, 2021 at 09:25 AM

Data in this report are provisional and subject to change.

The numbers in the table below represent the number of Florida and non-Florida residents for whom test results were received by the Department of Health. A person can be tested by more than one laboratory and can have both positive and negative results. **Therefore, the sum of the numbers in each column will be larger than the total number of people tested.**

Reporting lab	Inconclusive	Negative	Positive	Percent positive	Total
HEALTHCARE ASSOCIATES OF IRVING, LLP			1	100%	1
APOLLO ADVANCED HOME HEALTH CORP			1	100%	1
Imperial Healthcare Centre			1	100%	1
Brynwood Health & Rehabilitation Center			1	100%	1
ADVANCED DIALYSIS CENTER OF FORT LAUDERDALE			1	100%	1
Creekside Center for Rehabilitation and Healing		1			1
NAVAL BRANCH HEALTH CLINIC			1	100%	1
CLINICAL TRIALS OF TAMPA LLC		1			1
BARRINGTON TERRACE NAPLES			1	100%	1
Bridgeway Care and Rehabilitation Center		1			1
Lakeview Care Center			1	100%	1
Towne Manor West		1			1
CYPRESS CREEK OUTPATIENT SURGICAL CTR, LLC			1	100%	1
BOCA MEDICAL CARE			1	100%	1
TANGLEWOOD MANOR		1			1
OAKWOOD HOSPITAL - DEARBORN LAB			1	100%	1
FREEPORT ER DOX URGENT CARE		1			1
CENTRAL TX MEDICAL CENTER - LAB			1	100%	1
POETS WALK SARASOTA			1	100%	1
NEW YORK PRESBYTERIAN HOSPITAL			1	100%	1
STATE OF ALASKA			1	100%	1
BAPTIST HEALTH ASI			1	100%	1
APPLECARE URGENT CARE JESUP			1	100%	1
INTERNAL MEDICINE ASSOCIATES		1			1
CAREAGE PLASTIC SURGERY			1	100%	1
MED TECH CLINICAL LABORATORY		1			1
DECATUR MORGAN HOSPITAL - DECATUR GENE		1			1
CONWAY - SHERWOOD URGENT CARE			1	100%	1
LEGACY SPECIALTY PHARMACY CORP			1	100%	1
NANCY M WORTHINGTON MD PA			1	100%	1
HOMESTEAD MEDICAL CLINIC PA			1	100%	1
ASHLEY PEDICATRICS DAY AND NIGHT CLINIC			1	100%	1
SHAH			1	100%	1
Chatsworth Health Care		1			1
LEXINGTON HOSPITAL CORPORATION			1	100%	1
WATERVIEW HILLS REHABILITATION AND NUR		1			1
WINTER PARK MEMORIAL HOSPITAL LABORATORY		1			1
Towne Manor East		1			1
DAUGHTERS OF SARAH NURSING CENTER		1			1
PM PEDIATRICS OF BAYSIDE, PLLC		1			1
PINNACLE PAIN CENTER PS DBA LYNX HEALTHCARE		1			1
NORTHSIDE HOSPITAL GWINNETT		1			1
SUSAN F. WILLIAMS M.D., P.A.			1	100%	1
FLAGLER CARE CENTER			1	100%	1
Kroger - KR070600172		1			1
Total	107,031	20,141,732	2,937,979	13%	23,186,742