

COVID-19: summary of cases and monitoring

Data through May 4, 2021 verified as of May 5, 2021 at 09:25 AM

Data in this report are provisional and subject to change.

Cases: people with positive PCR or antigen test result

Total cases

Florida residents	2,211,728
Non-Florida residents	42,201

Type of testing

Florida residents	2,211,728
Positive by BPHL/CDC	80,808
Positive by commercial/hospital lab	2,130,920
PCR positive	1,764,471
Antigen positive	447,257
Non-Florida residents	42,201
Positive by BPHL/CDC	996
Positive by commercial/hospital lab	41,205
PCR positive	28,709
Antigen positive	13,492

Characteristics

Florida residents hospitalized	91,425
Florida resident deaths	35,478
Non-Florida resident deaths	706

Hospitalized counts include anyone who was hospitalized at some point during their illness. It does not reflect the number of people currently hospitalized.

More information on deaths identified through death certificate data is available on the National Center for Health Statistics website at www.cdc.gov/nchs/nvss/vsrr/COVID19/index.htm.

Cases: people with positive PCR or antigen test result

Risk factors for Florida residents

Traveled	17,743
Contact with a known case	883,627
Traveled and contact with a known case	24,078
Neither	1,286,280
No travel and no contact	267,317
Travel is unknown	724,223
Contact is unknown	490,798
Contact is pending	459,120

Travel can be unknown and contact can be unknown or pending for the same case, these numbers will sum to more than the "neither" total.

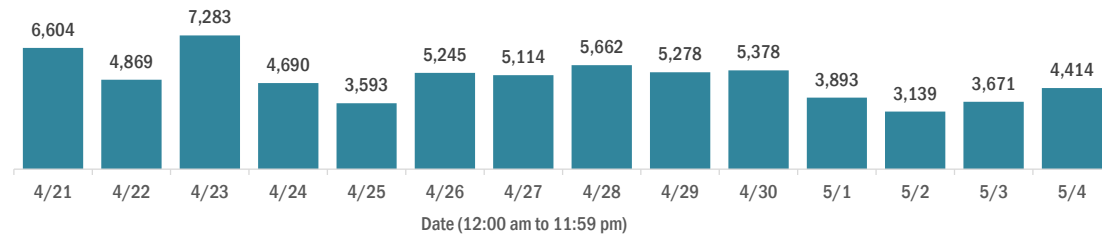
COVID-19: summary of laboratory testing

Data through May 4, 2021 verified as of May 5, 2021 at 09:25 AM

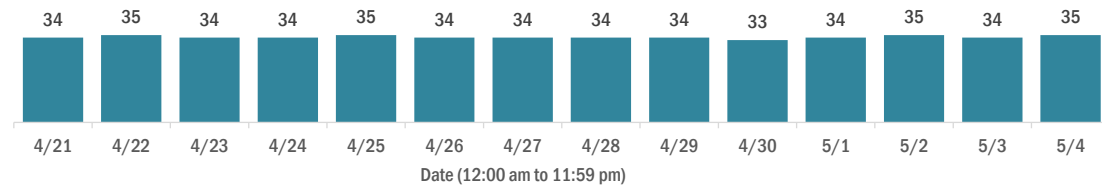
Data in this report are provisional and subject to change.

Cases in Florida residents per day for the past 2 weeks

Number of cases per day



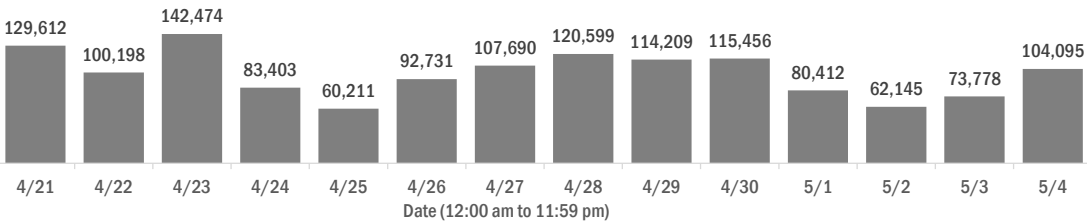
Median age of cases by day



Laboratory testing for Florida residents over the past 2 weeks

Number of Florida residents tested per day

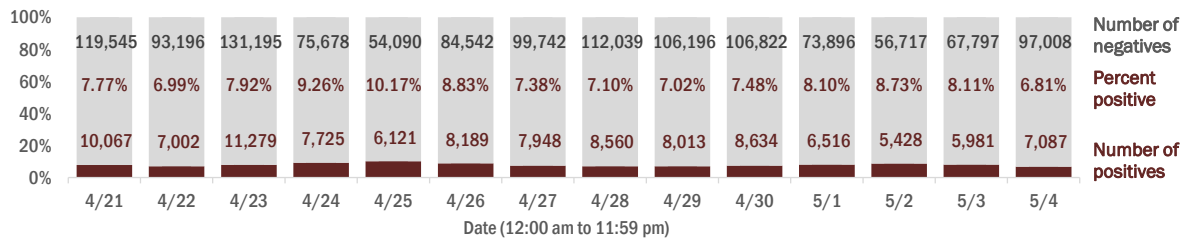
These counts include the number of people for whom the Department received PCR or antigen laboratory results by day. People tested on multiple days will be included for each day a new result was received. A person is only counted once for each day they are tested, regardless of whether multiple specimens are tested or multiple results are received.



Number and percent of Florida residents with positive test results

The percent of positive results ranged from 6.81% to 10.17% over the past 2 weeks and was 6.81% yesterday.

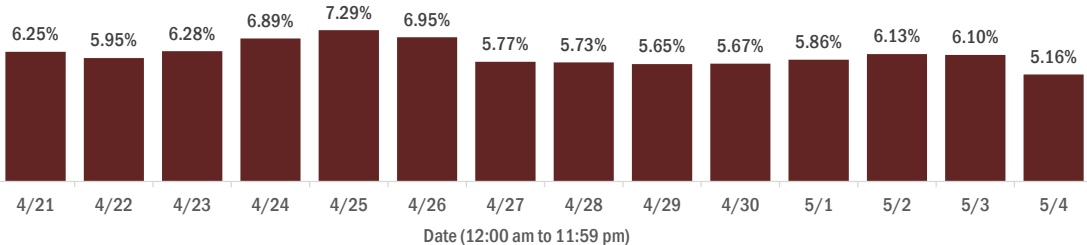
These counts include the number of people for whom the Department received PCR or antigen laboratory results by day. People tested on multiple days will be included for each day a new result was received. A person is only counted once for each day they are tested, regardless of whether multiple specimens are tested or multiple results are received. If a person has a positive specimen and a negative specimen in the same day, only the positive result is counted.



Percent positivity for new cases in Florida residents

The percent of positive results ranged from 5.16% to 7.29% over the past 2 weeks and was 5.16% yesterday.

This percent is the number of people who test PCR- or antigen-positive for the first time divided by all the people tested that day, excluding people who have previously tested positive.



COVID-19: characteristics of 2,211,728 Florida resident cases

Data through May 4, 2021 verified as of May 5, 2021 at 09:25 AM

Data in this report are provisional and subject to change.

Age group	Cases		Hospitalizations		Deaths	
0-4 years	47,115	2%	621	1%	1	0%
5-14 years	147,184	7%	614	1%	5	0%
15-24 years	345,929	16%	2,329	3%	48	0%
25-34 years	388,449	18%	4,541	5%	204	1%
35-44 years	345,361	16%	6,777	7%	562	2%
45-54 years	335,719	15%	10,491	11%	1,414	4%
55-64 years	287,124	13%	15,790	17%	3,939	11%
65-74 years	173,704	8%	18,941	21%	7,583	21%
75-84 years	95,256	4%	18,818	21%	10,723	30%
85+ years	44,262	2%	12,493	14%	10,999	31%
Unknown	1,625	0%	10	0%	0	0%
Total	2,211,728		91,425		35,478	

Gender	Cases	
Female	1,156,404	52%
Male	1,035,568	47%
Unknown	19,756	1%
Total	2,211,728	

Ethnicity	Cases		Hospitalizations		Deaths	
Hispanic	719,953	33%	23,251	25%	8,343	24%
Non-Hispanic	1,084,726	49%	64,031	70%	24,940	70%
Unknown	407,049	18%	4,143	5%	2,195	6%
Total	2,211,728		91,425		35,478	

Race and ethnicity	Cases		Hospitalizations		Deaths	
White	1,262,344	57%	60,061	66%	25,997	73%
Hispanic	479,216	22%	16,640	18%	6,676	19%
Non-Hispanic	693,000	31%	41,678	46%	18,215	51%
Unknown	90,128	4%	1,743	2%	1,106	3%
Black	292,762	13%	19,010	21%	5,705	16%
Hispanic	17,537	1%	820	1%	240	1%
Non-Hispanic	253,136	11%	17,818	19%	5,296	15%
Unknown	22,089	1%	372	0%	169	0%
Other race	345,276	16%	10,018	11%	2,798	8%
Hispanic	173,351	8%	5,295	6%	1,251	4%
Non-Hispanic	118,897	5%	4,266	5%	1,322	4%
Unknown	53,028	2%	457	0%	225	1%
Unknown race	311,346	14%	2,336	3%	978	3%
Hispanic	49,849	2%	496	1%	176	0%
Non-Hispanic	19,693	1%	269	0%	107	0%
Unknown	241,804	11%	1,571	2%	695	2%
Total	2,211,728		91,425		35,478	

Hospitalization counts include anyone who was hospitalized at some point during their illness. It does not reflect the number of people currently hospitalized. **Other race** includes any person with a race of American Indian/Alaskan native, Asian, native Hawaiian/Pacific Islander, or other.

COVID-19: deaths in Florida residents and staff of long-term care facilities

Data through May 4, 2021 verified as of May 5, 2021 at 09:25 AM

Data in this report are provisional and subject to change.

For current cases in residents or staff of long-term care facilities, please visit: <https://floridahealthcovid19.gov/>

County	Deaths		County	Deaths		County	Deaths	
Palm Beach	1071	<div></div> 9%	Okaloosa	166	<div></div> 1%	Madison	20	<div></div> 0%
Dade	1018	<div></div> 9%	Hernando	161	<div></div> 1%	Calhoun	18	<div></div> 0%
Pinellas	902	<div></div> 8%	Osceola	142	<div></div> 1%	Gulf	17	<div></div> 0%
Broward	698	<div></div> 6%	Charlotte	138	<div></div> 1%	Flagler	16	<div></div> 0%
Hillsborough	586	<div></div> 5%	Indian River	124	<div></div> 1%	Wakulla	16	<div></div> 0%
Duval	444	<div></div> 4%	Clay	122	<div></div> 1%	Bradford	14	<div></div> 0%
Polk	434	<div></div> 4%	Leon	100	<div></div> 1%	Washington	13	<div></div> 0%
Brevard	409	<div></div> 4%	Highlands	96	<div></div> 1%	Baker	12	<div></div> 0%
Orange	404	<div></div> 4%	Bay	92	<div></div> 1%	Holmes	12	<div></div> 0%
Sarasota	400	<div></div> 4%	Jackson	87	<div></div> 1%	Jefferson	12	<div></div> 0%
Lee	346	<div></div> 3%	St. Johns	86	<div></div> 1%	Gadsden	10	<div></div> 0%
Marion	336	<div></div> 3%	Santa Rosa	82	<div></div> 1%	Lafayette	10	<div></div> 0%
Volusia	297	<div></div> 3%	Alachua	80	<div></div> 1%	Franklin	9	<div></div> 0%
Escambia	285	<div></div> 3%	Suwannee	60	<div></div> 1%	Levy	7	<div></div> 0%
St. Lucie	247	<div></div> 2%	Columbia	52	<div></div> 0%	Desoto	6	<div></div> 0%
Seminole	233	<div></div> 2%	Putnam	45	<div></div> 0%	Dixie	5	<div></div> 0%
Lake	229	<div></div> 2%	Sumter	44	<div></div> 0%	Monroe	5	<div></div> 0%
Pasco	227	<div></div> 2%	Nassau	34	<div></div> 0%	Taylor	3	<div></div> 0%
Collier	195	<div></div> 2%	Walton	30	<div></div> 0%	Hardee	2	<div></div> 0%
Manatee	193	<div></div> 2%	Hendry	29	<div></div> 0%	Hamilton	1	<div></div> 0%
Citrus	177	<div></div> 2%	Okeechobee	24	<div></div> 0%	Liberty	1	<div></div> 0%
Martin	173	<div></div> 2%	Gilchrist	21	<div></div> 0%	Total	11,328	

Note: cases are summarized by the county of usual residence. Residents and staff may be cases associated with facilities that are not in their county of usual residence, resulting in cases being included below for counties that do not have facilities with known cases.

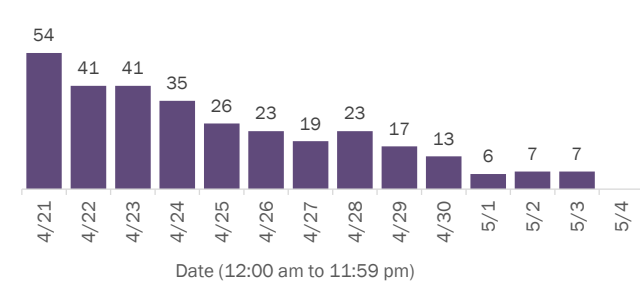
COVID-19: cases in Florida residents who have died

Data through May 4, 2021 verified as of May 5, 2021 at 09:25 AM

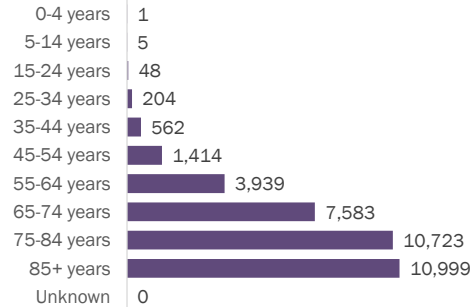
Data in this report are provisional and subject to change.

Demographics for all identified COVID-19 deaths: 35,478

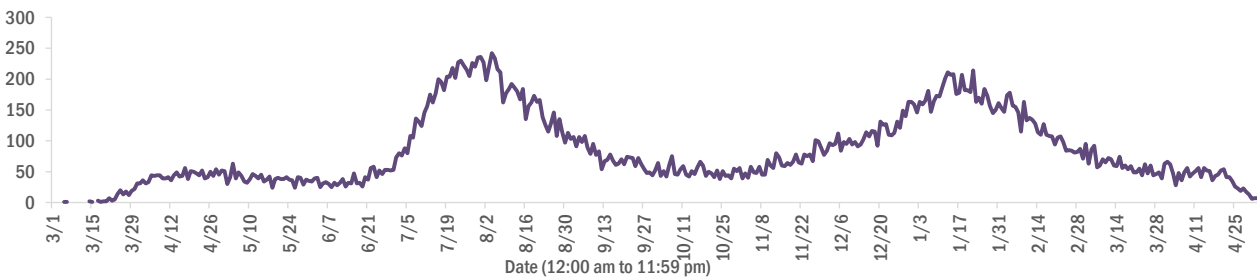
Deaths by date of death for the past 2 weeks



Deaths by age group



Deaths by date of death since March 2020



Age group	Deaths	Cases	Case fatality rate	Mortality rate per 100,000 population
0-4 years	1	47,115	0.0%	0.1
5-14 years	5	147,184	0.0%	0.2
15-24 years	48	345,929	0.0%	1.9
25-34 years	204	388,449	0.1%	7.2
35-44 years	562	345,361	0.2%	21.5
45-54 years	1,414	335,719	0.4%	50.7
55-64 years	3,939	287,124	1.4%	136.2
65-74 years	7,583	173,704	4.4%	312.5
75-84 years	10,723	95,256	11.3%	763.6
85+ years	10,999	44,262	24.8%	1904.5
Unknown	0	1,625	0.0%	
Total	35,478	2,211,728	1.6%	164.3

Race	Deaths	Cases	Case fatality rate	Mortality rate per 100,000 population
White	25,997	1,262,344	2.1%	155.7
Black	5,705	292,762	1.9%	156.0
Other	2,798	345,276	0.8%	224.9
Unknown	978	311,346	0.3%	
Total	35,478	2,211,728	1.6%	164.3

Gender	Deaths	Cases	Case fatality rate	Mortality rate per 100,000 population
Female	15,560	1,156,404	1.3%	140.9
Male	19,918	1,035,568	1.9%	188.6
Unknown	0	19,756	0.0%	
Total	35,478	2,211,728	1.6%	164.3

Ethnicity	Deaths	Cases	Case fatality rate	Mortality rate per 100,000 population
Hispanic	8,343	719,953	1.2%	146.9
Non-Hispanic	24,940	1,084,726	2.3%	156.7
Unknown	2,195	407,049	0.5%	
Total	35,478	2,211,728	1.6%	164.3

COVID-19: characteristics of 2,211,728 cases

Data through May 4, 2021 verified as of May 5, 2021 at 09:25 AM

Data in this report are provisional and subject to change.

Tables below include cases in Florida residents and non-Florida residents.

All 67 Florida counties have cases:

County	FL resident cases		Non-FL resident cases	Total cases	FL resident deaths	FL death rate
Dade	481,103	<div><div></div></div> 22%	6,441	487,544	6,207	1.3%
Broward	235,517	<div><div></div></div> 11%	2,869	238,386	2,936	1.2%
Palm Beach	141,750	<div><div></div></div> 6%	2,606	144,356	2,778	2.0%
Orange	135,567	<div><div></div></div> 6%	2,168	137,735	1,261	0.9%
Hillsborough	135,738	<div><div></div></div> 6%	1,159	136,897	1,725	1.3%
Duval	96,407	<div><div></div></div> 4%	1,601	98,008	1,402	1.5%
Pinellas	77,412	<div><div></div></div> 4%	1,943	79,355	1,619	2.1%
Lee	68,040	<div><div></div></div> 3%	2,300	70,340	970	1.4%
Polk	67,952	<div><div></div></div> 3%	481	68,433	1,322	1.9%
Osceola	43,774	<div><div></div></div> 2%	791	44,565	509	1.2%
Volusia	42,360	<div><div></div></div> 2%	764	43,124	797	1.9%
Brevard	40,629	<div><div></div></div> 2%	721	41,350	866	2.1%
Pasco	40,850	<div><div></div></div> 2%	347	41,197	753	1.8%
Manatee	37,659	<div><div></div></div> 2%	882	38,541	671	1.8%
Escambia	32,405	<div><div></div></div> 1%	3,676	36,081	688	2.1%
Collier	34,371	<div><div></div></div> 2%	1,354	35,725	531	1.5%
Seminole	33,763	<div><div></div></div> 2%	255	34,018	495	1.5%
Sarasota	31,089	<div><div></div></div> 1%	1,577	32,666	820	2.6%
Leon	30,966	<div><div></div></div> 1%	922	31,888	316	1.0%
Marion	30,892	<div><div></div></div> 1%	160	31,052	960	3.1%
Lake	29,074	<div><div></div></div> 1%	519	29,593	632	2.2%
St. Lucie	26,114	<div><div></div></div> 1%	196	26,310	631	2.4%
Alachua	24,466	<div><div></div></div> 1%	300	24,766	275	1.1%
St. Johns	22,263	<div><div></div></div> 1%	310	22,573	210	0.9%
Okaloosa	20,298	<div><div></div></div> 1%	228	20,526	361	1.8%
Bay	19,320	<div><div></div></div> 1%	815	20,135	386	2.0%
Clay	18,510	<div><div></div></div> 1%	52	18,562	340	1.8%
Santa Rosa	17,948	<div><div></div></div> 1%	249	18,197	287	1.6%
Hernando	13,820	<div><div></div></div> 1%	107	13,927	463	3.4%
Charlotte	12,622	<div><div></div></div> 1%	214	12,836	418	3.3%
Indian River	12,377	<div><div></div></div> 1%	110	12,487	299	2.4%
Martin	12,056	<div><div></div></div> 1%	237	12,293	319	2.6%
Citrus	10,980	<div><div></div></div> 0%	99	11,079	444	4.0%
Sumter	9,204	<div><div></div></div> 0%	108	9,312	275	3.0%
Highlands	8,425	<div><div></div></div> 0%	95	8,520	351	4.2%

County	FL resident cases		Non-FL resident cases	Total cases	FL resident deaths	FL death rate
Nassau	7,914	<div><div></div></div> 0%	446	8,360	125	1.6%
Columbia	8,075	<div><div></div></div> 0%	44	8,119	169	2.1%
Walton	6,910	<div><div></div></div> 0%	866	7,776	87	1.3%
Flagler	7,181	<div><div></div></div> 0%	101	7,282	109	1.5%
Monroe	6,548	<div><div></div></div> 0%	398	6,946	49	0.7%
Putnam	6,466	<div><div></div></div> 0%	22	6,488	148	2.3%
Jackson	6,132	<div><div></div></div> 0%	71	6,203	156	2.5%
Gadsden	5,649	<div><div></div></div> 0%	17	5,666	98	1.7%
Suwannee	5,303	<div><div></div></div> 0%	29	5,332	138	2.6%
Hendry	4,700	<div><div></div></div> 0%	17	4,717	83	1.8%
Desoto	4,297	<div><div></div></div> 0%	27	4,324	93	2.2%
Okeechobee	3,946	<div><div></div></div> 0%	54	4,000	89	2.3%
Baker	3,476	<div><div></div></div> 0%	18	3,494	60	1.7%
Wakulla	3,423	<div><div></div></div> 0%	14	3,437	55	1.6%
Levy	3,423	<div><div></div></div> 0%	9	3,432	54	1.6%
Unknown	117	<div><div></div></div> 0%	3,179	3,296	0	0.0%
Hardee	3,117	<div><div></div></div> 0%	15	3,132	43	1.4%
Bradford	3,000	<div><div></div></div> 0%	13	3,013	56	1.9%
Washington	2,709	<div><div></div></div> 0%	21	2,730	51	1.9%
Taylor	2,720	<div><div></div></div> 0%	5	2,725	47	1.7%
Holmes	2,217	<div><div></div></div> 0%	33	2,250	49	2.2%
Madison	2,029	<div><div></div></div> 0%	28	2,057	45	2.2%
Gulf	1,937	<div><div></div></div> 0%	23	1,960	43	2.2%
Union	1,822	<div><div></div></div> 0%	1	1,823	73	4.0%
Calhoun	1,690	<div><div></div></div> 0%	3	1,693	44	2.6%
Hamilton	1,606	<div><div></div></div> 0%	20	1,626	25	1.6%
Lafayette	1,619	<div><div></div></div> 0%	0	1,619	26	1.6%
Gilchrist	1,605	<div><div></div></div> 0%	5	1,610	43	2.7%
Dixie	1,604	<div><div></div></div> 0%	3	1,607	24	1.5%
Jefferson	1,466	<div><div></div></div> 0%	24	1,490	27	1.8%
Franklin	1,283	<div><div></div></div> 0%	34	1,317	17	1.3%
Liberty	1,073	<div><div></div></div> 0%	1	1,074	16	1.5%
Glades	950	<div><div></div></div> 0%	4	954	19	2.0%
Total	2,211,728		42,201	2,253,929	35,478	1.6%

COVID-19: characteristics of 2,211,728 Florida resident cases

Data through May 4, 2021 verified as of May 5, 2021 at 09:25 AM

Data in this report are provisional and subject to change.

The table below includes the cities and counties of residence for cases in Florida residents based on the patient's ZIP Code. Note that city is not always received as part of the initial notification and may be missing while the case is being investigated.

City and county	Cases
Miami, Dade	279,098
Orlando, Orange	100,689
Jacksonville, Duval	90,630
Tampa, Hillsborough	78,872
Hialeah, Dade	67,317
Fort Lauderdale, Broward	49,901
Hollywood, Broward	44,632
West Palm Beach, Palm Beach	34,654
Kissimmee, Osceola	33,642
Tallahassee, Leon	29,916
Homestead, Dade	29,491
Naples, Collier	29,060
Saint Petersburg, Pinellas	28,203
Pensacola, Escambia	27,038
Fort Myers, Lee	26,181
Bradenton, Manatee	24,516
Boca Raton, Palm Beach	24,191
Lakeland, Polk	23,487
Ocala, Marion	22,705
Pompano Beach, Broward	22,170
Gainesville, Alachua	19,445
Sarasota, Sarasota	19,183
Cape Coral, Lee	17,634
Port Saint Lucie, St. Lucie	17,408
Lake Worth, Palm Beach	17,031
Miami Beach, Dade	15,955
Miramar, Broward	15,327
Clearwater, Pinellas	15,236
Coral Springs, Broward	14,042
Boynton Beach, Palm Beach	13,765
Doral, Dade	13,674
Miami Gardens, Dade	12,969
Panama City, Bay	12,244
Saint Augustine, St. Johns	11,926
Melbourne, Brevard	11,582
Winter Haven, Polk	11,397
Lehigh Acres, Lee	11,180
Delray Beach, Palm Beach	10,582
Davie, Broward	10,526
Riverview, Hillsborough	10,502
Palm Bay, Brevard	9,574
Vero Beach, Indian River	9,532
New Port Richey, Pasco	9,434
Sunrise, Broward	9,223
Saint Cloud, Osceola	8,797
Milton, Santa Rosa	8,682
Fort Pierce, St. Lucie	8,532
Largo, Pinellas	8,435
Coral Gables, Dade	8,432
Daytona Beach, Volusia	8,378
Spring Hill, Hernando	8,317
Apopka, Orange	8,317
Plantation, Broward	8,285
North Miami Beach, Dade	8,105
Davenport, Polk	8,053
Clermont, Lake	7,934
Brandon, Hillsborough	7,881
Sanford, Seminole	7,613

COVID-19: characteristics of 2,211,728 Florida resident cases

Data through May 4, 2021 verified as of May 5, 2021 at 09:25 AM

Data in this report are provisional and subject to change.

The table below includes the cities and counties of residence for cases in Florida residents based on the patient's ZIP Code. Note that city is not always received as part of the initial notification and may be missing while the case is being investigated.

City and county	Cases
Deltona, Volusia	7,539
Orange Park, Clay	7,509
Plant City, Hillsborough	7,349
Jupiter, Palm Beach	7,341
Lake City, Columbia	7,333
Weston, Broward	7,332
Deerfield Beach, Broward	6,880
Winter Garden, Orange	6,616
Tamarac, Broward	6,350
Port Charlotte, Charlotte	6,178
Palm Coast, Flagler	6,045
Wesley Chapel, Pasco	6,044
Coconut Creek, Broward	5,976
Margate, Broward	5,838
Stuart, Martin	5,741
Land O Lakes, Pasco	5,714
Palm Beach Gardens, Palm Beach	5,651
Deland, Volusia	5,616
Fort Walton Beach, Okaloosa	5,612
Wellington, Palm Beach	5,478
Oviedo, Seminole	5,464
Palm Harbor, Pinellas	5,448
Winter Park, Orange	5,430
Crestview, Okaloosa	5,400
Palmetto, Manatee	5,398
Lutz, Hillsborough	5,101
Altamonte Springs, Seminole	5,099
Port Orange, Volusia	4,951
Opa Locka, Dade	4,858
Valrico, Hillsborough	4,848
Haines City, Polk	4,796
North Port, Sarasota	4,748
Miami Lakes, Dade	4,719
Brooksville, Hernando	4,719
Venice, Sarasota	4,674
Pembroke Pines, Broward	4,666
Hallandale, Broward	4,619
Middleburg, Clay	4,613
Sebring, Highlands	4,553
Punta Gorda, Charlotte	4,529
Leesburg, Lake	4,435
Ocoee, Orange	4,406
Zephyrhills, Pasco	4,269
The Villages, Sumter	4,258
Seminole, Pinellas	4,233
Ormond Beach, Volusia	4,212
Saint Johns, St. Johns	4,211
Arcadia, Desoto	4,184
Bonita Springs, Lee	4,146
Live Oak, Suwannee	4,105
Pinellas Park, Pinellas	4,042
Okeechobee, Okeechobee	3,932
North Lauderdale, Broward	3,923
Longwood, Seminole	3,901
North Miami, Dade	3,870
Ruskin, Hillsborough	3,835
Windermere, Orange	3,825
Immokalee, Collier	3,783
Cocoa, Brevard	3,782

COVID-19: characteristics of 2,211,728 Florida resident cases

Data through May 4, 2021 verified as of May 5, 2021 at 09:25 AM

Data in this report are provisional and subject to change.

The table below includes the cities and counties of residence for cases in Florida residents based on the patient's ZIP Code. Note that city is not always received as part of the initial notification and may be missing while the case is being investigated.

City and county	Cases
Navarre, Santa Rosa	3,758
Casselberry, Seminole	3,579
Port Richey, Pasco	3,408
Niceville, Okaloosa	3,370
Hudson, Pasco	3,363
Titusville, Brevard	3,358
Gulf Breeze, Santa Rosa	3,354
Lake Worth Beach, Palm Beach	3,315
Key West, Monroe	3,244
Cantonment, Escambia	3,232
Dade City, Pasco	3,211
North Fort Myers, Lee	3,203
Panama City Beach, Bay	3,201
Winter Springs, Seminole	3,182
Jacksonville Beach, Duval	3,149
Oakland Park, Broward	3,133
Bartow, Polk	3,125
Aventura, Dade	3,105
Lake Mary, Seminole	3,097
Crawfordville, Wakulla	3,074
Kissimmee, Polk	3,043
New Smyrna Beach, Volusia	3,032
Auburndale, Polk	3,003
Quincy, Gadsden	2,996
Palatka, Putnam	2,986
Lake Wales, Polk	2,941
Merritt Island, Brevard	2,881
Green Cove Springs, Clay	2,875
Tarpon Springs, Pinellas	2,828
Fernandina Beach, Nassau	2,818
Ponte Vedra Beach, St. Johns	2,764
Cutler Ridge, Dade	2,759
Parkland, Broward	2,755
Inverness, Citrus	2,629
Eustis, Lake	2,591
Loxahatchee, Palm Beach	2,586
Wimauma, Hillsborough	2,565
Cooper City, Broward	2,558
Perry, Taylor	2,550
Belle Glade, Palm Beach	2,546
Holiday, Pasco	2,538
Lynn Haven, Bay	2,532
Esterro, Lee	2,502
Royal Palm Beach, Palm Beach	2,495
Dunedin, Pinellas	2,480
Marianna, Jackson	2,445
Clewiston, Hendry	2,432
Santa Rosa Beach, Walton	2,424
Fleming Island, Clay	2,419
Sarasota, Manatee	2,389
Key Biscayne, Dade	2,373
Parrish, Manatee	2,336
Rockledge, Brevard	2,321
Odessa, Hillsborough	2,281
Riviera Beach, Palm Beach	2,264
Seffner, Hillsborough	2,216
Defuniak Springs, Walton	2,179
Palm City, Martin	2,161
Mulberry, Polk	2,161

COVID-19: characteristics of 2,211,728 Florida resident cases

Data through May 4, 2021 verified as of May 5, 2021 at 09:25 AM

Data in this report are provisional and subject to change.

The table below includes the cities and counties of residence for cases in Florida residents based on the patient's ZIP Code. Note that city is not always received as part of the initial notification and may be missing while the case is being investigated.

City and county	Cases
Mount Dora, Lake	2,158
Avon Park, Highlands	2,152
Labelle, Hendry	2,109
Chipley, Washington	2,102
Destin, Okaloosa	2,090
Tavares, Lake	2,039
Groveland, Lake	2,035
Starke, Bradford	2,034
Lithia, Hillsborough	2,003
Orange City, Volusia	1,972
Pinecrest, Dade	1,957
Summerfield, Marion	1,924
Maitland, Orange	1,916
Yulee, Nassau	1,882
Wauchula, Hardee	1,848
Palmetto Bay, Dade	1,803
Sebastian, Indian River	1,784
Dania, Broward	1,735
Homosassa, Citrus	1,726
Callahan, Nassau	1,717
Lady Lake, Lake	1,709
Macclenny, Baker	1,706
Ponte Vedra, St. Johns	1,681
Carol City, Dade	1,645
Edgewater, Volusia	1,642
Crystal River, Citrus	1,632
Gibsonton, Hillsborough	1,622
Missing, Dade	1,611
Oldsmar, Pinellas	1,603
Mayo, Lafayette	1,586
Bonifay, Holmes	1,582
Coconut Grove, Dade	1,578
Lake Placid, Highlands	1,576
Dover, Hillsborough	1,572
Apollo Beach, Hillsborough	1,562
Hobe Sound, Martin	1,536
Florida City, Dade	1,526
Debary, Volusia	1,515
Crossings, Dade	1,492
Palm Springs, Palm Beach	1,489
Pace, Santa Rosa	1,478
Sun City Center, Hillsborough	1,463
Dunnellon, Marion	1,438
Atlantic Beach, Duval	1,433
Lake Butler, Union	1,411
Bellevue, Marion	1,370
Lantana, Palm Beach	1,360
Madison, Madison	1,346
Monticello, Jefferson	1,343
North Palm Beach, Palm Beach	1,340
Biscayne Park, Dade	1,339
Alachua, Alachua	1,331
Safety Harbor, Pinellas	1,274
Indiantown, Martin	1,274
South Miami, Dade	1,260
Ellenton, Manatee	1,254
Williston, Levy	1,254
Graceville, Jackson	1,247
Jensen Beach, Martin	1,216

COVID-19: characteristics of 2,211,728 Florida resident cases

Data through May 4, 2021 verified as of May 5, 2021 at 09:25 AM

Data in this report are provisional and subject to change.

The table below includes the cities and counties of residence for cases in Florida residents based on the patient's ZIP Code. Note that city is not always received as part of the initial notification and may be missing while the case is being investigated.

City and county	Cases
Lecanto, Citrus	1,205
Lauderhill, Broward	1,205
Satellite Beach, Brevard	1,196
Newberry, Alachua	1,190
Century, Escambia	1,176
Beverly Hills, Citrus	1,153
Englewood, Charlotte	1,138
Havana, Gadsden	1,131
Hilliard, Nassau	1,116
El Portal, Dade	1,115
Freeport, Walton	1,099
Trenton, Gilchrist	1,099
Wildwood, Sumter	1,089
Wilton Manors, Broward	1,088
Nokomis, Sarasota	1,069
Blountstown, Calhoun	1,052
Key Largo, Monroe	1,050
Jasper, Hamilton	1,042
Keystone Heights, Clay	1,037
Bushnell, Sumter	1,035
Frostproof, Polk	1,023
Lauderdale Lakes, Broward	1,008
Medley, Dade	1,007
Hernando, Citrus	1,002
Wewahitchka, Gulf	1,000
Polk City, Polk	985
Mary Esther, Okaloosa	971
Dunnellon, Citrus	963
Sanderson, Baker	960
Fellsmere, Indian River	947
Shalimar, Okaloosa	931
Fisher Island, Dade	923
Minneola, Lake	916
Spring Hill, Pasco	911
Everglades National Park, Dade	909
Port Saint Joe, Gulf	904
Marco Island, Collier	892
Moore Haven, Glades	887
Chiefland, Levy	879
Cocoa Beach, Brevard	877
Trinity, Pasco	863
Thonotosassa, Hillsborough	859
Sorrento, Lake	853
Pahokee, Palm Beach	852
Coleman, Sumter	852
High Springs, Alachua	848
Fort Meade, Polk	847
Fruitland Park, Lake	839
South Bay, Palm Beach	838
Englewood, Sarasota	831
Bristol, Liberty	829
Cross City, Dixie	827
Indialantic, Brevard	814
Glen Saint Mary, Baker	804
Southwest Ranches, Broward	803
Marathon, Monroe	784
Crescent City, Putnam	776
Umatilla, Lake	761
Interlachen, Putnam	758

COVID-19: characteristics of 2,211,728 Florida resident cases

Data through May 4, 2021 verified as of May 5, 2021 at 09:25 AM

Data in this report are provisional and subject to change.

The table below includes the cities and counties of residence for cases in Florida residents based on the patient's ZIP Code. Note that city is not always received as part of the initial notification and may be missing while the case is being investigated.

City and county	Cases
Miramar Beach, Walton	757
West Melbourne, Brevard	753
Fort Myers Beach, Lee	742
Lake Alfred, Polk	740
Chattahoochee, Gadsden	728
Old Town, Dixie	718
Weeki Wachee, Hernando	709
Bowling Green, Hardee	708
Olympia Heights, Dade	704
Uleta, Dade	701
Jacksonville, St. Johns	696
Silver Springs, Marion	685
South Daytona, Volusia	684
Lawtey, Bradford	681
Coral, Dade	678
Neptune Beach, Duval	674
Fort White, Columbia	672
Surfside, Dade	653
Palm Beach, Palm Beach	647
Belle Isle, Orange	642
Gulfport, Pinellas	625
Bronson, Levy	623
Baker, Okaloosa	615
Clearwater Beach, Pinellas	611
Bunnell, Flagler	611
Mascotte, Lake	607
Rotunda West, Charlotte	574
Sneads, Jackson	566
Mims, Brevard	553
Myakka City, Manatee	552
Hawthorne, Alachua	552
Jay, Santa Rosa	550
Oxford, Sumter	541
Cape Canaveral, Brevard	529
Oakland, Orange	526
Carrabelle, Franklin	526
Tavernier, Monroe	524
Dundee, Polk	524
Alva, Lee	517
Ocklawaha, Marion	516
Citra, Marion	511
Melbourne Beach, Brevard	511
Missing, Volusia	510
Cottdendale, Jackson	509
Sweetwater, Dade	505
Indian Harbour Beach, Brevard	503
Zolfo Springs, Hardee	503
Florida State University, Leon	501
Bal Harbour, Dade	500
Flagler Beach, Flagler	494
Molino, Escambia	494
Midway, Gadsden	488
Celebration, Osceola	482
Youngstown, Bay	476
Webster, Sumter	475
East Palatka, Putnam	471
Bell, Gilchrist	463
Altha, Calhoun	451
Branford, Suwannee	440

COVID-19: characteristics of 2,211,728 Florida resident cases

Data through May 4, 2021 verified as of May 5, 2021 at 09:25 AM

Data in this report are provisional and subject to change.

The table below includes the cities and counties of residence for cases in Florida residents based on the patient's ZIP Code. Note that city is not always received as part of the initial notification and may be missing while the case is being investigated.

City and county	Cases
De Leon Springs, Volusia	432
Apalachicola, Franklin	431
Eagle Lake, Polk	430
Haverhill, Palm Beach	425
West Miami, Dade	424
Archer, Alachua	422
Missing, Orange	420
Osprey, Sarasota	413
Chuluota, Seminole	407
Floral City, Citrus	406
Ave Maria, Collier	400
Tequesta, Palm Beach	398
Centerville, Leon	396
Lake Park, Palm Beach	393
Holly Hill, Volusia	390
Hastings, St. Johns	387
Grand Ridge, Jackson	377
Raiford, Union	376
Pierson, Volusia	373
Grand Island, Lake	371
Montverde, Lake	358
Indian Rocks Beach, Pinellas	345
Malabar, Brevard	343
Gotha, Orange	343
Alafaya, Orange	340
Bryceville, Nassau	336
Greenville, Madison	334
Vernon, Washington	334
Hallandale Beach, Broward	333
Satsuma, Putnam	333
Kenneth City, Pinellas	330
Elkton, St. Johns	325
Lake Panasoffkee, Sumter	322
Malone, Jackson	321
Fort McCoy, Marion	320
Sebastian, Brevard	319
Jennings, Hamilton	318
Reddick, Marion	314
Melrose, Putnam	313
Laurel Hill, Okaloosa	309
Belleair, Pinellas	307
Eastpoint, Franklin	307
Geneva, Seminole	303
San Antonio, Pasco	301
Westville, Holmes	300
Greenacres, Palm Beach	300
Anthony, Marion	299
Winter Park, Seminole	298
Morrison, Levy	298
Valparaiso, Okaloosa	296
Lehigh, Lee	296
O'Brien, Suwannee	290
Greenwood, Jackson	282
Ponce De Leon, Holmes	278
Fern Park, Seminole	274
Kindred, Osceola	273
South Pasadena, Pinellas	266
Inlet Beach, Walton	259
Eglin Air Force Base, Okaloosa	259

COVID-19: characteristics of 2,211,728 Florida resident cases

Data through May 4, 2021 verified as of May 5, 2021 at 09:25 AM

Data in this report are provisional and subject to change.

The table below includes the cities and counties of residence for cases in Florida residents based on the patient's ZIP Code. Note that city is not always received as part of the initial notification and may be missing while the case is being investigated.

City and county	Cases
Sanibel, Lee	256
Islamorada, Monroe	252
University Of Central Fl, Orange	252
Weirsdale, Marion	250
Edgewood, Orange	248
Poinciana, Polk	246
Fountain, Bay	246
White Springs, Hamilton	244
Longboat Key, Manatee	244
Lee, Madison	240
Southport, Bay	240
Cutler Bay, Dade	238
Saint James City, Lee	237
Gretna, Gadsden	236
Hosford, Liberty	229
Madeira Beach, Pinellas	225
Wellborn, Suwannee	224
Astatula, Lake	223
Lakewood Ranch, Manatee	223
Holt, Okaloosa	221
Juno Beach, Palm Beach	220
Howey-In-The-Hills, Lake	219
Lauderdale By The Sea, Broward	213
Lake Helen, Volusia	212
Atlantis, Palm Beach	212
Babson Park, Polk	212
Mcdavid, Escambia	212
Holmes Beach, Manatee	209
Micanopy, Alachua	207
Bay Harbor Islands, Dade	206
Osteen, Volusia	203
Altoona, Lake	202
Center Hill, Sumter	199
Zellwood, Orange	199
Sopchoppy, Wakulla	197
Azalea Park, Orange	194
Alford, Jackson	193
Mcalpin, Suwannee	192
The Villages, Lake	186
Viera, Brevard	184
The Villages, Marion	183
Odessa, Pasco	181
Hypoluxo, Palm Beach	181
Bokeelia, Lee	180
Golden Beach, Dade	180
Missing, Lee	176
Summerland Key, Monroe	175
Mangonia Park, Palm Beach	174
Pomona Park, Putnam	173
Oak Hill, Volusia	170
Ponce Inlet, Volusia	168
University Of Fl, Alachua	167
University Of Miami, Dade	167
Grant-Valkaria, Brevard	165
Rocky Point, Hillsborough	165
Paisley, Lake	163
Lutz, Pasco	163
Caryville, Washington	162
Bay Lake, Orange	159

COVID-19: characteristics of 2,211,728 Florida resident cases

Data through May 4, 2021 verified as of May 5, 2021 at 09:25 AM

Data in this report are provisional and subject to change.

The table below includes the cities and counties of residence for cases in Florida residents based on the patient's ZIP Code. Note that city is not always received as part of the initial notification and may be missing while the case is being investigated.

City and county	Cases
Sumterville, Sumter	159
Lockhart, Orange	157
Citrus Springs, Citrus	154
Hollister, Putnam	152
Christmas, Orange	150
Big Pine Key, Monroe	149
Hiawassee, Orange	147
San Mateo, Putnam	147
Carrollwood, Hillsborough	146
Inglis, Levy	146
Lady Lake, Sumter	145
Clair-Mel City, Hillsborough	139
West Park, Broward	138
Buena Ventura Lakes, Osceola	135
Missing, St. Johns	135
Lake Hamilton, Polk	135
Cloud Lake, Palm Beach	134
Baldwin, Duval	134
Clarksville, Calhoun	132
Apopka, Seminole	130
Kendall, Dade	130
Hampton, Bradford	129
Steinhatchee, Taylor	127
Harmony, Osceola	127
Placida, Charlotte	127
Missing, Pinellas	126
University Of Central Florida, Orange	125
Belleair Beach, Pinellas	124
Matlacha, Lee	123
City Of Sunrise, Broward	122
Missing, Sumter	121
Lighthouse Point, Broward	119
Tierra Verde, Pinellas	119
Seville, Volusia	119
Temple Terrace, Hillsborough	117
Dania Beach, Broward	117
Barry University, Dade	115
Dinsmore, Duval	114
Saint Leo, Pasco	113
Callaway, Bay	113
Sunny Isles Beach, Dade	113
Hurlburt Field, Okaloosa	112
Astor, Lake	111
Cedar Key, Levy	111
Panacea, Wakulla	110
Bradenton Beach, Manatee	108
Brooker, Bradford	107
Princeton, Dade	104
Lamont, Jefferson	104
Florahome, Putnam	104
Canal Point, Palm Beach	103
Barefoot Bay, Brevard	102
Waldo, Alachua	102
Fruit Cove, St. Johns	101
Tyndall Air Force Base, Bay	100
Florida Gulf Coast Univ, Lee	99
South Fort Myers, Lee	98
University Of South Florida, Hillsborough	98
Kathleen, Polk	97

COVID-19: characteristics of 2,211,728 Florida resident cases

Data through May 4, 2021 verified as of May 5, 2021 at 09:25 AM

Data in this report are provisional and subject to change.

The table below includes the cities and counties of residence for cases in Florida residents based on the patient's ZIP Code. Note that city is not always received as part of the initial notification and may be missing while the case is being investigated.

City and county	Cases
Bascom, Jackson	96
Lorida, Highlands	94
Missing, Lake	94
Ocean Ridge, Palm Beach	93
Crystal Beach, Pinellas	92
Maitland, Seminole	92
Pinetta, Madison	90
Fort Denaud, Hendry	90
F M, Lee	88
Saint Pete Beach, Pinellas	88
Missing, St. Lucie	87
Missing, Marion	85
Yalaha, Lake	83
Boca Grande, Lee	82
Patrick Air Force Base, Brevard	81
Welaka, Putnam	79
Eatonville, Orange	79
Palma Ceia, Hillsborough	76
Wekiwa Springs, Seminole	76
North Venice, Sarasota	75
Avon Park, Polk	73
Cudjoe Key, Monroe	72
Missing, Duval	72
Campbellton, Jackson	72
Miami Springs, Dade	71
Ochopee, Collier	71
Air Mail Facility, Dade	69
Anna Maria, Manatee	69
Reunion, Osceola	68
Georgetown, Putnam	68
Northdale, Hillsborough	68
Greensboro, Gadsden	67
Missing, Palm Beach	67
Destin, Walton	66
Stock Island, Monroe	65
Missing, Pasco	65
Felda, Hendry	65
Treasure Island, Pinellas	63
North Redington Beach, Pinellas	62
Mexico Beach, Bay	60
Duette, Manatee	59
Bonita Beach, Lee	59
Micco, Brevard	59
Orlando, Seminole	58
Bellview, Escambia	58
Okahumpka, Lake	57
University Of Tampa, Hillsborough	57
Lake Suzy, Desoto	56
Miromar Lakes, Lee	55
Walnut Hill, Escambia	55
Ona, Hardee	55
Singer Island, Palm Beach	55
Missing, Santa Rosa	54
Enterprise, Volusia	54
Highland City, Polk	54
Heathrow, Seminole	54
Green Acres, Palm Beach	53
Town N Country, Hillsborough	52
Miami, Broward	52

COVID-19: characteristics of 2,211,728 Florida resident cases

Data through May 4, 2021 verified as of May 5, 2021 at 09:25 AM

Data in this report are provisional and subject to change.

The table below includes the cities and counties of residence for cases in Florida residents based on the patient's ZIP Code. Note that city is not always received as part of the initial notification and may be missing while the case is being investigated.

City and county	Cases
Stetson University, Volusia	52
Orlando, Dade	52
Aloma, Orange	52
Palm Beach Shores, Palm Beach	51
Intercession City, Osceola	50
Salt Springs, Marion	50
Terra Ceia, Manatee	50
Naranja, Dade	49
Waverly, Polk	49
Florida International Univ, Dade	48
Missing, Broward	47
Cinco Bayou, Okaloosa	47
Eaton Park, Polk	47
Bayonet Point, Pasco	47
Florence Villa, Polk	46
Missing, Hillsborough	45
Ebro, Washington	45
Key Colony Beach, Monroe	45
Kenansville, Osceola	45
Village Wellington, Palm Beach	45
Orlando, Osceola	45
Sewalls Point, Martin	44
Manalapan, Palm Beach	43
Miami Shores, Dade	43
Lacoochee, Pasco	43
Gulf Breeze, Escambia	43
Village Of Wellington, Palm Beach	42
North Bay Village, Dade	42
Ridge Manor, Pasco	42
Cortez, Manatee	41
Missing, Seminole	41
Lakeshore, Polk	41
Saint Johns, Duval	40
Pine Hills, Orange	40
Bayshore Gardens, Manatee	40
Davenport, Osceola	39
Westlake, Palm Beach	39
Bonaventure, Broward	39
Sugarloaf Key, Monroe	39
Pasadena, Pinellas	38
Hialeah Gardens, Dade	38
Bradley, Polk	38
Florida A And M University, Leon	38
Jupiter, Martin	38
Ponte Vedra, Duval	38
Bay Pines, Pinellas	37
Tice, Lee	37
Univ Of FI Student Dorms, Alachua	37
Eloise, Polk	37
Orlando, Volusia	37
Orlando, Broward	37
Lulu, Columbia	36
Lealman, Pinellas	36
Highland Beach, Palm Beach	36
Palm Shores, Brevard	35
Homeland, Polk	35
Venus, Highlands	35
Orlando, Polk	34
Poinciana, Osceola	34

COVID-19: characteristics of 2,211,728 Florida resident cases

Data through May 4, 2021 verified as of May 5, 2021 at 09:25 AM

Data in this report are provisional and subject to change.

The table below includes the cities and counties of residence for cases in Florida residents based on the patient's ZIP Code. Note that city is not always received as part of the initial notification and may be missing while the case is being investigated.

City and county	Cases
City Of Westlake, Palm Beach	34
Hallandale Beach, Broward	34
Flemington, Marion	34
Siesta Key, Sarasota	34
Sydney, Hillsborough	33
Dowling Park, Suwannee	33
Indian Lake Estates, Polk	32
Homosassa Springs, Citrus	32
Alturas, Polk	32
Wekiva Springs, Seminole	32
Kinard, Calhoun	32
Bagdad, Santa Rosa	32
Nocatee, Desoto	31
South Palm Beach, Palm Beach	31
Mcintosh, Marion	31
Westchase, Hillsborough	30
Saint Marks, Wakulla	30
Missing, Manatee	29
Archer, Levy	29
Little Torch Key, Monroe	29
Chokoloskee, Collier	29
Palmdale, Glades	29
Penney Farms, Clay	29
Bonita Springs, Collier	29
Horseshoe Beach, Dixie	28
Miami, Unknown	28
Pembroke Park, Broward	28
Tangerine, Orange	28
Orlando, Hillsborough	28
Pine Castle, Orange	28
Balm, Hillsborough	27
New Smyrna, Volusia	27
Florida State, Leon	27
Caryville, Holmes	27
Paxton, Walton	26
Long Key, Monroe	26
Sparr, Marion	26
Redington Shores, Pinellas	26
Missing, Indian River	26
Fort Lauderdale, Dade	26
Orange Lake, Marion	26
Missing, Citrus	26
Earleton, Alachua	25
Missing, Monroe	25
Tioga, Alachua	25
Hawthorne, Putnam	25
South Miami Heights, Dade	25
Pensacola Beach, Santa Rosa	25
Yankeetown, Levy	25
Labelle, Glades	25
Missing, Brevard	24
Loughman, Polk	24
Santa Fe, Alachua	24
Union Park, Orange	24
Missing, Escambia	24
Goulds, Dade	24
Wabasso, Indian River	24
Boca Raton, Broward	24
Bostwick, Putnam	23

COVID-19: characteristics of 2,211,728 Florida resident cases

Data through May 4, 2021 verified as of May 5, 2021 at 09:25 AM

Data in this report are provisional and subject to change.

The table below includes the cities and counties of residence for cases in Florida residents based on the patient's ZIP Code. Note that city is not always received as part of the initial notification and may be missing while the case is being investigated.

City and county	Cases
Champions Gate, Polk	22
Florida Dept Of Corrections, Union	22
Wausau, Washington	22
Plymouth, Orange	22
Citrus Ridge, Indian River	22
Crystal Springs, Pasco	22
Laud-By-The-Sea, Broward	22
Missing, Okaloosa	22
Mango, Hillsborough	22
Kissimmee, Orange	22
La Crosse, Alachua	22
Buckingham, Lee	22
Branford, Lafayette	22
Mexico Beach, Gulf	22
Florida International University, Dade	22
Sun City, Hillsborough	21
Perdido Key, Escambia	21
Parker, Bay	21
Ramrod Key, Monroe	21
Everglades City, Collier	21
Fort Ogden, Desoto	21
Bonifay, Washington	21
Missing, Collier	20
Trenton, Levy	20
Jensen Beach, St. Lucie	20
Lake Como, Putnam	20
Candler, Marion	20
Golden Oak, Orange	20
Hollywood, Dade	20
Indian River Shores, Indian River	20
Goodland, Collier	20
Babcock Ranch, Lee	19
High Springs, Gilchrist	19
Maxville, Duval	19
Nalcrest, Polk	19
Lake Buena Vista, Orange	19
Lowell, Marion	19
Brooksville, Pasco	19
Orlando, Palm Beach	19
Wildlight, Nassau	19
Forest City, Orange	18
Belleair Bluffs, Pinellas	18
Johns Pass Village, Pinellas	18
West Panama City Beach, Bay	18
Florida State Univ Admin, Leon	18
Babcock Ranch, Charlotte	18
Lakewood Ranch, Sarasota	18
Tallevast, Manatee	18
Gulf Stream, Palm Beach	18
Nichols, Polk	18
Hillsboro Beach, Broward	17
Missing, Martin	17
Braden River, Manatee	17
Mount Dora, Orange	17
Missing, Bay	17
Webster, Hernando	17
Shady Hills, Pasco	17
Hutchinson Island, St. Lucie	17
Graceville, Holmes	17

COVID-19: characteristics of 2,211,728 Florida resident cases

Data through May 4, 2021 verified as of May 5, 2021 at 09:25 AM

Data in this report are provisional and subject to change.

The table below includes the cities and counties of residence for cases in Florida residents based on the patient's ZIP Code. Note that city is not always received as part of the initial notification and may be missing while the case is being investigated.

City and county	Cases
Lake Monroe, Seminole	17
Daytona Beach Shores, Volusia	17
Deer Island, Lake	17
Trilby, Pasco	17
Wewahitchka, Calhoun	16
Hialeah, Broward	16
Lake City, Suwannee	16
Woodville, Leon	16
Otter Creek, Levy	16
Miami Gardens, Broward	16
Hernando Beach, Hernando	16
Gulf Hammock, Levy	16
Graham, Bradford	16
Suwannee, Dixie	16
Village Of Palmetto Bay, Dade	15
Dade City, Hernando	15
White Springs, Columbia	15
Indian Creek Village, Dade	15
Eau Gallie, Brevard	15
Saint Lucie West, St. Lucie	15
Orlando, Lake	15
Watersound, Walton	15
Orlando, Pinellas	15
Winter Garden, Lake	15
Murdock, Charlotte	14
Choctaw Beach, Okaloosa	14
Copeland, Collier	14
Los Angeles, Dade	14
Laurel Hill, Walton	14
Wahneta, Polk	14
Virginia Gardens, Dade	14
Mount Plymouth, Lake	13
Holder, Citrus	13
Elfers, Pasco	13
Roseland, Indian River	13
Durant, Hillsborough	13
Gonzalez, Escambia	13
Kingsley Lake, Bradford	13
Steinhatchee, Dixie	13
Long Boat Key, Manatee	13
Orlando, Brevard	13
Saint George Island, Franklin	13
Unknown, Dade	13
Fort Charlotte, Charlotte	13
Alys Beach, Bay	13
East Lake, Marion	12
Redington Beach, Pinellas	12
Captiva, Lee	12
Grandin, Putnam	12
Umatilla, Marion	12
Pensacola Beach, Escambia	12
Rosemary Beach, Walton	12
Citrus Hills, Citrus	12
Leisure City, Dade	12
Fanning Springs, Gilchrist	12
Missing, Putnam	12
Greenville, Taylor	11
Day, Lafayette	11
Cypress, Jackson	11

COVID-19: characteristics of 2,211,728 Florida resident cases

Data through May 4, 2021 verified as of May 5, 2021 at 09:25 AM

Data in this report are provisional and subject to change.

The table below includes the cities and counties of residence for cases in Florida residents based on the patient's ZIP Code. Note that city is not always received as part of the initial notification and may be missing while the case is being investigated.

City and county	Cases
Naples, Lee	11
Deerfield Beach, Palm Beach	11
Gibsonia, Polk	11
Sea Ranch Lakes, Broward	11
Missing, Sarasota	11
Goldenrod, Seminole	11
Missing, Taylor	10
Telogia, Liberty	10
Missing, Polk	10
University Park, Manatee	10
Worthington Springs, Union	10
Rubonia, Manatee	10
Haines Creek, Lake	10
Forest City, Seminole	10
Missing, Nassau	10
Ozona, Pinellas	10
Seacrest, Walton	10
Briny Breezes, Palm Beach	10
Basinger, Okeechobee	10
Orlando, Leon	10
Orlando, Duval	10
Perrine, Dade	10
Saint Augustine, Duval	9
West Delray Beach, Palm Beach	9
Grant Valkaria, Brevard	9
High Springs, Columbia	9
Nobleton, Hernando	9
Passport, Unknown	9
Ybor City, Hillsborough	9
Lamont, Madison	9
Lloyd, Jefferson	9
Beverly Beach, Flagler	9
Saint Augustine Beach, St. Johns	9
Putnam Hall, Putnam	9
Ferndale, Lake	9
Scottsmoor, Brevard	9
Palma Sola, Manatee	9
Innovation, Pasco	9
Barberville, Volusia	9
Cottondale, Washington	9
Jerome, Collier	8
Ponce De Leon, Walton	8
Missing, Clay	8
Fairfield, Marion	8
Cross Creek, Alachua	8
Indian Shores, Pinellas	8
Quail Heights, Dade	8
Palm City, St. Lucie	8
Seybold, Dade	8
White City, Gulf	8
Pine Ridge, Citrus	8
Keystone Heights, Bradford	8
Salem, Taylor	8
Orange Springs, Marion	8
Oneco, Manatee	8
Weirsdale, Lake	8
Evinston, Alachua	8
Anastasia Island, St. Johns	8
East Rockland Key, Monroe	7

COVID-19: characteristics of 2,211,728 Florida resident cases

Data through May 4, 2021 verified as of May 5, 2021 at 09:25 AM

Data in this report are provisional and subject to change.

The table below includes the cities and counties of residence for cases in Florida residents based on the patient's ZIP Code. Note that city is not always received as part of the initial notification and may be missing while the case is being investigated.

City and county	Cases
Missing, Flagler	7
Orange Park, Duval	7
Port Saint John, Brevard	7
Inglis, Citrus	7
Fernandina, Nassau	7
Orlando, Pasco	7
Longboat Key, Sarasota	7
Switzerland, St. Johns	7
Aripeka, Pasco	7
Maitland, Volusia	7
Valkaria, Brevard	7
Orlando, Alachua	7
River Ranch, Polk	7
Niceville, Walton	7
Okeechobee, Glades	7
Punta Gorda, Lee	6
Orlando, Unknown	6
Holt, Santa Rosa	6
Inlet Beach, Bay	6
Deland, Lake	6
Sunny Hills, Washington	6
Shady Grove, Taylor	6
Orlando, Flagler	6
Orlando, Marion	6
Oklawaha, Marion	6
Missing, Walton	6
Labelle, Lee	6
Port Salerno, Martin	6
Ridge Manor Estates, Sumter	6
Maitland, Hillsborough	6
Winter Park, Polk	6
Winderemere, Orange	6
Lake Worth, Broward	6
Grove City, Charlotte	6
Coco River, Collier	6
Eglin, Okaloosa	6
Bruce, Holmes	6
Missing, Osceola	6
Duck Key, Monroe	6
Morrison, Marion	6
Newberry, Gilchrist	6
San Carlos Park, Lee	6
Miccosukee, Leon	6
Glenwood, Volusia	6
Clarcona, Orange	6
Orchid, Indian River	6
Maitland, Osceola	6
Bradenton, Sarasota	6
Ocoee, Lake	6
Missing, Unknown	6
Mayport Naval Station, Duval	6
Lake Butler, Bradford	6
Missing, Alachua	5
Delray Beach, Broward	5
Alys Beach, Walton	5
Point Washington, Walton	5
Seacrest, Bay	5
Williston, Marion	5
Okeechobee, Martin	5

COVID-19: characteristics of 2,211,728 Florida resident cases

Data through May 4, 2021 verified as of May 5, 2021 at 09:25 AM

Data in this report are provisional and subject to change.

The table below includes the cities and counties of residence for cases in Florida residents based on the patient's ZIP Code. Note that city is not always received as part of the initial notification and may be missing while the case is being investigated.

City and county	Cases
Orlando, Manatee	5
Pompano Beach, Palm Beach	5
Wakulla Springs, Wakulla	5
Cypress Gardens, Polk	5
Island Grove, Alachua	5
Okeechobee, Osceola	5
University Of Central Fl, Hillsborough	5
Cape Haze, Charlotte	5
Bayou George, Bay	5
Boynton Beach, Broward	5
Miramar, Dade	5
Fort Lauderdale, Palm Beach	5
Jacksonville Naval Air Station, Duval	5
Highland Park, Polk	5
Ebro, Bay	5
Los Angeles, Broward	5
Westchester, Dade	5
Mid Florida, Seminole	5
Ocean Breeze, Martin	5
Missing, Highlands	5
Missing, Columbia	5
Missing, Leon	5
Missing, Hernando	5
Milton, Escambia	5
Mayport, Duval	5
Clermont, Polk	5
Jacksonville, Clay	5
Greenville, Jefferson	5
Pass, Unknown	5
Missing, Jackson	5
Stuart, St. Lucie	5
Lake Geneva, Clay	5
Miami, Palm Beach	5
Live Oak, Madison	4
Loxahatchee Groves, Palm Beach	4
West Bradenton, Manatee	4
Marina Del Rey, Dade	4
Lake Harbor, Palm Beach	4
Glen Ridge, Palm Beach	4
Coconut Creek, Palm Beach	4
Orem, Palm Beach	4
Melrose, Bradford	4
Jacksonville, Dade	4
Arcadia, Hillsborough	4
Branford, Gilchrist	4
Clewiston, Palm Beach	4
Conch Key, Monroe	4
North Fort Myers, Charlotte	4
Sharpes, Brevard	4
Sugarloaf, Monroe	4
Wacissa, Jefferson	4
Lazy Lake, Broward	4
Lamont, Taylor	4
International Service Center, Dade	4
Indian Rock Beach, Pinellas	4
Bowling Green, Polk	4
Plantation Key, Monroe	4
North Miami Beach, Broward	4
Sandestin, Walton	4

COVID-19: characteristics of 2,211,728 Florida resident cases

Data through May 4, 2021 verified as of May 5, 2021 at 09:25 AM

Data in this report are provisional and subject to change.

The table below includes the cities and counties of residence for cases in Florida residents based on the patient's ZIP Code. Note that city is not always received as part of the initial notification and may be missing while the case is being investigated.

City and county	Cases
Pompano Beach, Dade	4
Bella Collina, Lake	4
Bonnie, Dade	4
El Jobean, Charlotte	4
Hinsdale, Manatee	4
Miami Beach, Unknown	4
Jonesville, Alachua	4
Marathon Shores, Monroe	4
Marco Island, Lee	3
Kathleen, Pasco	3
Julington Creek, St. Johns	3
Jupiter Island, Martin	3
Mims, Volusia	3
Ocean Reef Club, Monroe	3
Missing, Washington	3
Alford, Washington	3
Altamonte Springs, Orange	3
Pass-A-Grille, Pinellas	3
Orlando, Escambia	3
Winter Park, Volusia	3
Vero Beach, St. Lucie	3
Monticello, Madison	3
Samoset, Manatee	3
Vernon, Bay	3
Cape San Blas, Gulf	3
Apopka, Lake	3
Crestview, Walton	3
Cross Key, Monroe	3
Fernandina Beach, Duval	3
Fpo, Duval	3
Green Cove Springs, Duval	3
Mayport Naval Housing, Duval	3
Land O Lakes, Hillsborough	3
Lady Lake, Marion	3
Homeless, Hillsborough	3
Jacksonville , Duval	3
Brooklyn, Broward	3
Ft Pierce, St. Lucie	3
Westville, Walton	3
Orlo Vista, Orange	3
Pembroke Lakes, Broward	3
Milligan, Okaloosa	3
Sorrento, Orange	3
Stuart, Palm Beach	3
Chicago, Lee	3
Coraopolis, Citrus	3
Champions Gate, Osceola	3
Bristol, Calhoun	3
Aventura, Broward	3
Jacksonville, Alachua	3
Marina Del Rey, Broward	3
Kissimmee, Unknown	3
Inverness, Polk	3
Pass, Dade	3
Vero Beach, Brevard	3
Pp, Dade	3
Wimauma, Manatee	3
Woodside, Broward	3
Brewton, Escambia	3

COVID-19: characteristics of 2,211,728 Florida resident cases

Data through May 4, 2021 verified as of May 5, 2021 at 09:25 AM

Data in this report are provisional and subject to change.

The table below includes the cities and counties of residence for cases in Florida residents based on the patient's ZIP Code. Note that city is not always received as part of the initial notification and may be missing while the case is being investigated.

City and county	Cases
Apopka, Broward	3
Lanark Village, Franklin	3
Maitland, Polk	3
Ludlam, Dade	3
Laurel, Sarasota	3
Clermont, Orange	3
Miami Shores, Broward	3
Pineland, Lee	3
Tampa, Pinellas	3
Tampa Palms, Hillsborough	3
Tarpon Springs, Pasco	3
Winter Garden, Seminole	3
West Palm Beach, Broward	3
Village Of Golf, Palm Beach	3
Wildwood, Marion	3
Saint Petersburg, Hillsborough	3
Palm Coast, Volusia	3
Port Saint Lucie, Martin	3
Saint Augustin Beach, St. Johns	3
Loxahatchee, Broward	3
Lynbrook, Broward	3
Miami, Orange	3
Lake City, Duval	3
Lakeland, Hillsborough	3
Immokalee, Lee	3
Hallandale Beach, Dade	3
Bradington, Manatee	3
Blountstown, Liberty	3
Blountstown, Jackson	2
Alligator Point, Franklin	2
Crawfordville, Leon	2
Eatonville, Lake	2
Miami, Hillsborough	2
Lutz, Pinellas	2
Los Angeles, Okaloosa	2
Louisville, Manatee	2
Lawtey, Union	2
Lehigh Acres, Dade	2
Phoenix, Lake	2
Mount Pleasant, Gadsden	2
Navarre, Okaloosa	2
Opa Locka, Broward	2
None, Dade	2
Seven Springs, Pasco	2
Upper Key Largo, Monroe	2
University Of Central Florida, Brevard	2
West Villages, Sarasota	2
Zellwood, Lake	2
Weston, Dade	2
West Palm Beach, Dade	2
Winter Park, Leon	2
Palm Springs North, Dade	2
Redland, Dade	2
St John, Broward	2
Melrose, Alachua	2
Olustee, Baker	2
Orlando, Santa Rosa	2
Orlando, Charlotte	2
Doctors Inlet, Clay	2

COVID-19: characteristics of 2,211,728 Florida resident cases

Data through May 4, 2021 verified as of May 5, 2021 at 09:25 AM

Data in this report are provisional and subject to change.

The table below includes the cities and counties of residence for cases in Florida residents based on the patient's ZIP Code. Note that city is not always received as part of the initial notification and may be missing while the case is being investigated.

City and county	Cases
Bronx, Seminole	2
Bonifay, Jackson	2
Bonnie, Duval	2
Bonnie, Sarasota	2
Lake Helen, Orange	2
Lecanto, Marion	2
Maitland, Leon	2
Jacksonville, Unknown	2
Fort Pierce, Martin	2
Fort Myers, Collier	2
Maitland, Lake	2
Hialeah Lakes, Dade	2
Hialeah, Orange	2
Jan Phyl Village, Polk	2
Moore Haven, Hendry	2
Naples, Broward	2
Cassadaga, Volusia	2
Fort Walton Beach, Walton	2
Duke Field Air Force Station, Okaloosa	2
Dunnellon, Levy	2
Yalhala, Lake	2
University Of Central Florida, Palm Beach	2
University Of Central Florida, Pinellas	2
Sumatra, Liberty	2
Pp, Unknown	2
Provo, Broward	2
Pensacola, Santa Rosa	2
University Of Central Florida, Broward	2
West Point, Lee	2
Saint Teresa, Wakulla	2
Maitland, Pasco	2
Miamt, Dade	2
Orlando, Okaloosa	2
North Miami, Broward	2
Knoxville, Escambia	2
Florida Power & Light Co, Dade	2
Homeless, Dade	2
Hialeah, Unknown	2
Apopka, Unknown	2
Amelia City, Nassau	2
Alligator Point, Wakulla	2
Casselberry, Orange	2
Chipley, Jackson	2
Longview, Dade	2
Melrose, Clay	2
Jacksonville Naval Hospital, Duval	2
Hosford, Calhoun	2
Dfafs, Okaloosa	2
Tampa, Hernando	2
Noma, Holmes	2
Sebring, Desoto	2
Saint Lucie Village, St. Lucie	2
Ormond Beach, Flagler	2
Pembroke Pines, Dade	2
Wauchula, Desoto	2
Yeehaw, Okeechobee	2
Saint Marys, Nassau	2
Red Bay, Holmes	2
Port Saint Lucie, Palm Beach	2

COVID-19: characteristics of 2,211,728 Florida resident cases

Data through May 4, 2021 verified as of May 5, 2021 at 09:25 AM

Data in this report are provisional and subject to change.

The table below includes the cities and counties of residence for cases in Florida residents based on the patient's ZIP Code. Note that city is not always received as part of the initial notification and may be missing while the case is being investigated.

City and county	Cases
Woodstock, Lee	2
West Lafayette, Broward	2
Windermere, Lake	2
Sutton, Pasco	2
Tequesta, Martin	2
Fort Lauderdale, Alachua	2
Bay Harbor Islands, Unknown	2
Alachua, Duval	2
Cross City, Taylor	2
Carl Fisher, Dade	2
Jupiter, Dade	2
Micanopy, Marion	2
Marysville, Dade	2
Lake Clarke Shores, Palm Beach	2
FI State Univ Student, Leon	2
Defuniak Springs, Okaloosa	2
Cibolo, Orange	2
Claysville, Hernando	2
Crescent Beach, Sarasota	2
Callahan, Duval	2
Tampa, Broward	2
Tarpon Springs, Hillsborough	2
South Miami, Broward	2
Port Canaveral, Brevard	2
Monument, Broward	2
Orlando, St. Lucie	2
Winter Springs, Orange	2
Windermere, Hillsborough	2
Pompano Beach, Osceola	2
Port Charlotte, Lee	2
Port St. Lucie, St. Lucie	2
Venice, Dade	2
Union, Manatee	2
University Of Central Fl, Seminole	2
Swansea, Lee	2
Sand Lake, Orange	2
At Large, Broward	2
Boys Ranch, Suwannee	2
Eatonville, Polk	2
New Port Richey, Hillsborough	2
Okeechobee, Highlands	2
Miami, Martin	2
Long Beach, Orange	2
Labelle, Collier	2
Fort Pierce, Brevard	2
Jena, Taylor	2
Indianapolis, Lee	1
Gwynn Oak, Polk	1
Lake In The Hills, Broward	1
Jupiter, Pinellas	1
Kansas City, Palm Beach	1
Litchfield Park, Monroe	1
Littleton, St. Johns	1
Marianna, Leon	1
Marianna, Washington	1
Mary Esther, Hillsborough	1
Los Angeles, Orange	1
Maitland, Palm Beach	1
Mattoon, Lee	1

COVID-19: characteristics of 2,211,728 Florida resident cases

Data through May 4, 2021 verified as of May 5, 2021 at 09:25 AM

Data in this report are provisional and subject to change.

The table below includes the cities and counties of residence for cases in Florida residents based on the patient's ZIP Code. Note that city is not always received as part of the initial notification and may be missing while the case is being investigated.

City and county	Cases
Milford, Bay	1
Milford, Unknown	1
Miramar, Unknown	1
Melbourne, Volusia	1
Missing, Franklin	1
Opa Locka, Orange	1
North Port, Charlotte	1
Newaygo, Charlotte	1
Na, Dade	1
Naples, Unknown	1
New Canaan, Dade	1
Denton, Broward	1
Destin, Bay	1
Eureka, Flagler	1
Evansville, Citrus	1
Crescent City, Marion	1
Crestview, Unknown	1
Commerce Township, Manatee	1
Crawfordville, Alachua	1
Fort Lauderdale, Lee	1
Fort Myers, Polk	1
Glens Falls, Broward	1
Fort Worth, Broward	1
Franklin, Orange	1
Frostproof, Highlands	1
Gainesville, Palm Beach	1
Gainesville, Santa Rosa	1
Brewster, Palm Beach	1
Brownsville, Escambia	1
Bryant, Palm Beach	1
Bonnie, St. Johns	1
Clearwater, Hillsborough	1
Coal City, Pasco	1
Celebration, Orange	1
Chicago, Broward	1
Austin, Dade	1
Apo, Collier	1
Big Torch Key, Monroe	1
Black, Holmes	1
Boca Raton, Lee	1
8852 Teacher Ln, Pasco	1
Addison, Pasco	1
Apopka, Citrus	1
Apopka, Hillsborough	1
Arabi, Orange	1
Scottsdale, Brevard	1
Scottsdale, Palm Beach	1
Saint Petersburg, Duval	1
Saint Petersburg, Manatee	1
St Peterburg, Orange	1
Stiamk, Dade	1
Summerdale, Escambia	1
Surfside Beach, Orange	1
Sun City Center, Lee	1
Tampa, Citrus	1
Tampa, Duval	1
Temple, Palm Beach	1
Unknown, Duval	1
Upland, Manatee	1

COVID-19: characteristics of 2,211,728 Florida resident cases

Data through May 4, 2021 verified as of May 5, 2021 at 09:25 AM

Data in this report are provisional and subject to change.

The table below includes the cities and counties of residence for cases in Florida residents based on the patient's ZIP Code. Note that city is not always received as part of the initial notification and may be missing while the case is being investigated.

City and county	Cases
Valrico, Polk	1
Saint Charles, Orange	1
Roswell, Bay	1
Royal Palm, Palm Beach	1
Ruskin, Dade	1
Ruskin, Manatee	1
Port Saint Lucie, Marion	1
Oviedo, Orange	1
Pace, Escambia	1
Painted Post, Pasco	1
Palatka, Marion	1
Pensacola Naval Hospital, Escambia	1
Pittsburgh, Alachua	1
Playa Del Rey, Palm Beach	1
Plymouth, Pasco	1
Winnetka, Dade	1
Winter Garden, Osceola	1
Winter Haven, Leon	1
Winter Haven, Osceola	1
Winter Park, Duval	1
Winter Park, Palm Beach	1
Winter Springs, Polk	1
Youngstown, Washington	1
Wabasha, Clay	1
Wakefield, Broward	1
Waverly, Duval	1
West Hollywood, Broward	1
Wekiwa Springs, Orange	1
Wildwood, Lee	1
Willington, Lee	1
Orlando, Walton	1
Oviedo, Lake	1
Orlando, St. Johns	1
Orem, Dade	1
Orlando, Citrus	1
Orlando, Collier	1
Orlando, Hernando	1
Ocala, Duval	1
Notrealville, Polk	1
Mokena, Lee	1
Myrtle Beach, Broward	1
Morrisville, Palm Beach	1
North Brunswick, St. Lucie	1
North Grafton, Dade	1
Nashville, Palm Beach	1
Rye, Palm Beach	1
Ridgewood, Lee	1
Roayl Palm Beach, Palm Beach	1
Roseville, Broward	1
San Fernando, Unknown	1
Saint Petersburg, Bay	1
Plantation, Leon	1
Pooler, Broward	1
Punta Gorda, Sarasota	1
Putnam, Putnam	1
Pensacola, Dade	1
Plant City, Polk	1
Panomo City, Bay	1
Parrish, Sarasota	1

COVID-19: characteristics of 2,211,728 Florida resident cases

Data through May 4, 2021 verified as of May 5, 2021 at 09:25 AM

Data in this report are provisional and subject to change.

The table below includes the cities and counties of residence for cases in Florida residents based on the patient's ZIP Code. Note that city is not always received as part of the initial notification and may be missing while the case is being investigated.

City and county	Cases
Seguin, Unknown	1
St Cloud, Orange	1
St Helena Is, Dade	1
Surprise, Unknown	1
Tinley Park, Manatee	1
Twentynine Palms, Broward	1
Vernon, Walton	1
Unknown, Manatee	1
Venezuela, Unknown	1
Waukesha, Volusia	1
Wilmington, Charlotte	1
Windermere, Alachua	1
Winfield, Hillsborough	1
Winter Garden, Unknown	1
Winter Park, Brevard	1
Whippany, Volusia	1
Xifamk, Dade	1
Buffalo, Dade	1
Canton, Duval	1
Brunswick, Polk	1
Bryceville, Duval	1
Bradentom, Manatee	1
Bradenton, Lee	1
Boca Raton, Dade	1
Boca Raton, Madison	1
Bogota, Unknown	1
Bal Harbour, Broward	1
Atlanta, Walton	1
Attalla, Broward	1
Auburn, Palm Beach	1
Autaugaville, Broward	1
Apopka, Volusia	1
Alachua, Suwannee	1
Alafaya, Broward	1
Alafaya, Pinellas	1
Crestview, Broward	1
Clearwater, Leon	1
Charlotte, Alachua	1
Crystal River, Marion	1
Dade City, Unknown	1
Dalecity, Okaloosa	1
Daytona Beach, Orange	1
Deerfield Beach, Polk	1
Dona Vista, Lake	1
East Setauket, Palm Beach	1
El Dorado, Palm Beach	1
Fayetteville, Broward	1
Fellsmere, Brevard	1
Florida City, Unknown	1
Fort Lauderdale, Collier	1
Fort Myers, Alachua	1
Fleming Island, Duval	1
Glen Cove, Unknown	1
Glen Saint Mary, Duval	1
Golf, Palm Beach	1
Great Neck, Dade	1
Gainesville, Levy	1
Immokalee, Walton	1
Irmo, Unknown	1

COVID-19: characteristics of 2,211,728 Florida resident cases

Data through May 4, 2021 verified as of May 5, 2021 at 09:25 AM

Data in this report are provisional and subject to change.

The table below includes the cities and counties of residence for cases in Florida residents based on the patient's ZIP Code. Note that city is not always received as part of the initial notification and may be missing while the case is being investigated.

City and county	Cases
Jacksonville, Baker	1
Jacksonville, Marion	1
Holiday, Hillsborough	1
Greensboro, Leon	1
Lake Forest, Collier	1
Maccleenny, Dixie	1
Madison, Jefferson	1
Maitland, Collier	1
Key West, Palm Beach	1
Kilgore, Dade	1
Jupiter Inlet, Palm Beach	1
Land O Lakes, Unknown	1
Lawton, Okaloosa	1
Levittown, Palm Beach	1
Lima, Manatee	1
Lima, Volusia	1
Merrick, Palm Beach	1
Metter, Manatee	1
Miami, Osceola	1
Miamiardens, Unknown	1
Miamksaohes, Dade	1
Milford, Lee	1
Missing, Okeechobee	1
Monroe Township, Palm Beach	1
Monroe, Lee	1
Moore Haven, Okeechobee	1
Morrisville, Unknown	1
Matawan, Palm Beach	1
Mckinney, Broward	1
Miamc, Dade	1
Lake Butler, Alachua	1
Knoxville, Bay	1
Las Vegas, Palm Beach	1
Ldhl, Broward	1
Longwood, Volusia	1
Leesburg, Seminole	1
Lincoln, St. Lucie	1
Little Neck, Lee	1
Jupiter, St. Lucie	1
Kenilworth, Leon	1
Key West, Duval	1
Kingsland, Nassau	1
Keys West, Unknown	1
Jacksonville, Orange	1
Jefferson, Dade	1
Jonesboro, Leon	1
Intrcsion Cty, Osceola	1
Inverness, Marion	1
Inwood, Broward	1
Irvine, Marion	1
Istachatta, Hernando	1
Homeless, Monroe	1
Homeless, Pinellas	1
Howell, Dade	1
Hudson, Hernando	1
Hoclywsod, Dade	1
Holiday, Pinellas	1
Hernando, Marion	1
Hialeah, Collier	1

COVID-19: characteristics of 2,211,728 Florida resident cases

Data through May 4, 2021 verified as of May 5, 2021 at 09:25 AM

Data in this report are provisional and subject to change.

The table below includes the cities and counties of residence for cases in Florida residents based on the patient's ZIP Code. Note that city is not always received as part of the initial notification and may be missing while the case is being investigated.

City and county	Cases
Indian Rocks Beach, Duval	1
Indiantown, Palm Beach	1
Inglewood, Sarasota	1
Carmel, Orange	1
Cedar Springs, Hernando	1
Caracas, Dade	1
Bryceville, Baker	1
Dallas, Hernando	1
Dayton, Lake	1
Daytona Beach, Pinellas	1
Alpharetta, Broward	1
O, Manatee	1
Acworth, Okaloosa	1
Apopka, Clay	1
Asheville, Highlands	1
Astoria, Broward	1
Atmore, Escambia	1
Bartow, Hardee	1
Bel Air, Collier	1
Berryton, Palm Beach	1
Brooklyn, Dade	1
Brooklyn, Lee	1
Bonnie, Broward	1
Boston, Broward	1
Fort Lauderdale, Leon	1
Fort Myers, Sarasota	1
Fort Pierce, Palm Beach	1
Fort White, Clay	1
East Palatka, Hillsborough	1
Eastpoint, Leon	1
Dearborn, Broward	1
Deer Park, Dade	1
Deerfield, Dade	1
Deland, Seminole	1
Deltona, Seminole	1
Doral, Unknown	1
Downingtown, Broward	1
Downingtown, Hillsborough	1
Dpo, Santa Rosa	1
Garden City, Alachua	1
Gaylord, Orange	1
Goodrich, Charlotte	1
Gotcha, Orange	1
Greensburg, Palm Beach	1
Harpers Ferry, Palm Beach	1
Helen, Bay	1
Haines City, Osceola	1
Erie, Monroe	1
Fisher Island, Unknown	1
Topsham, Manatee	1
Town Of Nocatee, St. Johns	1
Troy, Manatee	1
Unkn, Duval	1
Sweetwater, Manatee	1
Syracuse, Polk	1
Tallahassee, Dade	1
Tamarac, Dade	1
Tavares, Orange	1
Waipahu, Santa Rosa	1

COVID-19: characteristics of 2,211,728 Florida resident cases

Data through May 4, 2021 verified as of May 5, 2021 at 09:25 AM

Data in this report are provisional and subject to change.

The table below includes the cities and counties of residence for cases in Florida residents based on the patient's ZIP Code. Note that city is not always received as part of the initial notification and may be missing while the case is being investigated.

City and county	Cases
Ward, Polk	1
Wellborn, Columbia	1
West Apim Beach, Palm Beach	1
Venetian Islands, Dade	1
Winter Garden, Duval	1
Woodbine, Nassau	1
West Yarmouth, St. Lucie	1
Yulee, St. Johns	1
Zephyrhills, Hillsborough	1
Prattville, Hillsborough	1
Prestonsburg, Bay	1
Quincy, Jackson	1
Rapid City, Broward	1
Petersburg, Manatee	1
Piasa, Putnam	1
Rileyville, Flagler	1
Saint Joseph, Volusia	1
Russellville, Bay	1
Sagamore Beach, Charlotte	1
Saint Augustine, Broward	1
Saint Cloud, Palm Beach	1
San Antonio, Orange	1
Shirley, Flagler	1
Seminole, Leon	1
Suitland, Volusia	1
Sunbright, Palm Beach	1
Oldsmar, Hillsborough	1
Olean, Alachua	1
North Palm Beach, Orange	1
Northport, Sarasota	1
Oakland, Lee	1
Missing, Levy	1
Myakka City, Sarasota	1
New Middletown, Hillsborough	1
New Port Richey, Pinellas	1
Newberry, Marion	1
Newtown, Lake	1
Palmetto Bay, Palm Beach	1
Palmetto, Pasco	1
Parma, Manatee	1
Pass-A-Grille Beach, Pinellas	1
Other, Dade	1
Windermere, Volusia	1
Wtixrat, Dade	1
Westlake Village, Unknown	1
White Plains, Broward	1
Whites Creek, Leon	1
University Of Central Florida, Lee	1
Trenton, Dixie	1
Unknown, Unknown	1
Toms River, Lee	1
Tourist, Dade	1
Watersound, Bay	1
Vero Beach, Unknown	1
Unk, Duval	1
Ventura, Orange	1
Pembroke Pines, Orange	1
Pensacola, Sumter	1
Perth Amboy, Hillsborough	1

COVID-19: characteristics of 2,211,728 Florida resident cases

Data through May 4, 2021 verified as of May 5, 2021 at 09:25 AM

Data in this report are provisional and subject to change.

The table below includes the cities and counties of residence for cases in Florida residents based on the patient's ZIP Code. Note that city is not always received as part of the initial notification and may be missing while the case is being investigated.

City and county	Cases
Powell, Lee	1
Puerto Rico, Unknown	1
Randolph, Orange	1
Rivera Beach, Palm Beach	1
Paducah, Manatee	1
Orlando, Jackson	1
Orlando, Lee	1
Panama City, Unknown	1
Ocala, Citrus	1
Ocoee, Unknown	1
Odessa, Dade	1
Nantucket, Palm Beach	1
New Vernon, Palm Beach	1
Oldsray, Manatee	1
Newberry, Levy	1
Saint Augustine, Flagler	1
Port Orange, Brevard	1
Seffenner, Hillsborough	1
Seminole, Lee	1
Sanford, Orange	1
Saint Petersburg, Charlotte	1
Tampa, Pasco	1
Sunrtise, Dade	1
Tallahassee, Madison	1
Tallahassee, Pinellas	1
Summerfield, Unknown	1
Stratford, Broward	1
Dover, Lee	1
Davenport, Lake	1
Dayton, Citrus	1
Dayton, Orange	1
Dearborn Heights, Hillsborough	1
Edgewood, Broward	1
Elkton, Putnam	1
Chesterfield, Broward	1
Carteret, Polk	1
Cincinnati, Dade	1
Connellsville, Highlands	1
Baker, Santa Rosa	1
Belleville, Palm Beach	1
Belmont, Santa Rosa	1
Blountstown, Broward	1
000000, Unknown	1
Armstrong, St. Johns	1
Atl, Brevard	1
Alva, Escambia	1
Andalusia, Escambia	1
Arcadia, Highlands	1
Bronson, Alachua	1
Brooker, Alachua	1
Bradenton, Clay	1
Brandon, Pinellas	1
Bonita, Lee	1
Bocaraten, Palm Beach	1
Hudson, Pinellas	1
Indian Rock Beach, Palm Beach	1
Hoosick Falls, Broward	1
Interlachen, Duval	1
Kaclsonville, Duval	1

COVID-19: characteristics of 2,211,728 Florida resident cases

Data through May 4, 2021 verified as of May 5, 2021 at 09:25 AM

Data in this report are provisional and subject to change.

The table below includes the cities and counties of residence for cases in Florida residents based on the patient's ZIP Code. Note that city is not always received as part of the initial notification and may be missing while the case is being investigated.

City and county	Cases
Kechi, Orange	1
Fort Myers, Broward	1
Floral, Okaloosa	1
Forestville, Volusia	1
Gainesville, Okaloosa	1
Hialeahgardens, Dade	1
Hiram, Leon	1
Greenbrier, Bay	1
Greenville, Palm Beach	1
Groveland, Orange	1
Mexico, Orange	1
Miami Gardens, Unknown	1
Middletown, Osceola	1
Mayaguez, Dade	1
Missing, Gilchrist	1
Monroe, Hillsborough	1
Longwood, Broward	1
Lucedale, St. Lucie	1
Maccleddy, Duval	1
Mantua, Broward	1
Jacksonville, Nassau	1
Kure Beach, Monroe	1
Lakeland, Palm Beach	1
Leesburg, Broward	1
Conifer, Lee	1
Clarksboro, Lee	1
Chipley, Holmes	1
Celebration, Palm Beach	1
Chattanooga, Dade	1
El Paso, Unknown	1
Elbow Lake, Palm Beach	1
Dunellen, Dade	1
Eatonville, Seminole	1
Diamond, Highlands	1
Doral, Broward	1
Cutler Bay, Broward	1
Daniel Island, Bay	1
Boston, Dade	1
Brewster, Volusia	1
Bryn Mawr, Palm Beach	1
Burkeville, Brevard	1
Camden Wyoming, Duval	1
Boca Raton, Palm Beach	1
Bear Grass, Palm Beach	1
Azalea Park, Osceola	1
Altamonte, Orange	1
Alva, Collier	1
Amelia Village, Nassau	1
Apple Creek, Citrus	1
Allentown, Putnam	1
Barefoot Beach, Lee	1
Battle Creek, Manatee	1
Avon, Manatee	1
Aventura, Osceola	1
Hickory, Lee	1
Havana, Leon	1
Homer, Escambia	1
Fort Denaud, Glades	1
Fort Meyers, Lee	1

COVID-19: characteristics of 2,211,728 Florida resident cases

Data through May 4, 2021 verified as of May 5, 2021 at 09:25 AM

Data in this report are provisional and subject to change.

The table below includes the cities and counties of residence for cases in Florida residents based on the patient's ZIP Code. Note that city is not always received as part of the initial notification and may be missing while the case is being investigated.

City and county	Cases
Fortwalton Beach, Okaloosa	1
Garland, Orange	1
Everett, Dade	1
Fairless Hills, Broward	1
FI State Lot, Leon	1
Lake Mary, Lake	1
Jeffersonville, Broward	1
Madison, Unknown	1
Longwood, Orange	1
Lansdale, Lake	1
Lapeer, Manatee	1
Lehigh Cares, Lee	1
Live Oak, Columbia	1
Loganville, Orange	1
Missing, Wakulla	1
Monterey, Broward	1
Mumford, Manatee	1
N/A, Duval	1
Naples, Alachua	1
Opa Locka, Polk	1
Orem, Sarasota	1
Ocean City, Broward	1
Old Town, Gilchrist	1
Miami, Charlotte	1
Miamii, Dade	1
Middleburg, Duval	1
Midland, Osceola	1
Missing, Hamilton	1
Miami Garden, Unknown	1
San Antonio, Dade	1
Russellville, Hillsborough	1
Saint Augustine, Okaloosa	1
Sandyport, Dade	1
Sanford, Palm Beach	1
Sebastian, Lake	1
Ridgewood, Broward	1
Riverview, Manatee	1
Rochester, Broward	1
Roseland, Palm Beach	1
Republic, Monroe	1
Richmond, Palm Beach	1
Pompano Beach, Alachua	1
Oviedo, Leon	1
Porter Ranch, Dade	1
Raiford, Bradford	1
Ponte Vedra Beach, Orange	1
Port Orange , Volusia	1
Port Saint Lucie, Indian River	1
Village Of Palm Springs, Palm Beach	1
Virginia Beach, Alachua	1
Wayne, Palm Beach	1
Webster, Pasco	1
Wekiva Springs, Orange	1
Westerville, Hillsborough	1
Wilton Manors, Dade	1
Wilbur By The Sea, Volusia	1
Willowbrook, Lee	1
Wilmington, Pasco	1
Tower Lakes, Lee	1

COVID-19: characteristics of 2,211,728 Florida resident cases

Data through May 4, 2021 verified as of May 5, 2021 at 09:25 AM

Data in this report are provisional and subject to change.

The table below includes the cities and counties of residence for cases in Florida residents based on the patient's ZIP Code. Note that city is not always received as part of the initial notification and may be missing while the case is being investigated.

City and county	Cases
Union City, Bradford	1
University Of Central Fl, Pasco	1
Steinhatchee, Alachua	1
Tallahassee, Wakulla	1
Tampa, Escambia	1
Tampa, Manatee	1
Tangerine, Lake	1
Winter Garden, Hillsborough	1
Woodland Hills, Brevard	1
Youngstown, Calhoun	1
Yulee, Duval	1
Parlin, Broward	1
Ponce, Orange	1
Plant City, Hendry	1
Plant City, Pinellas	1
Plantation, Unknown	1
Orem, Nassau	1
Orlando, Highlands	1
Northville, Broward	1
Ocala, Indian River	1
Ocoee, Broward	1
Orlando, Orange	1
Ocoee, Polk	1
Saint Petersburg, Dade	1
San Juan, Osceola	1
San Pedro Sula, Dade	1
Sandy, Duval	1
Richmond Heights, Dade	1
Ridge Manor, Hernando	1
Riverview, Pinellas	1
Rochester, Lee	1
Rosemary Beach, Bay	1
Saint Cloud, Orange	1
Port Saint Lucie, Duval	1
Portland, Unknown	1
Pound Ridge, Leon	1
Southampton, Palm Beach	1
South Otselic, Dade	1
Sevierville, Dade	1
Stockbridge, Leon	1
Sullivans Island, Dade	1
Tampa, Lee	1
Tampa, Polk	1
Summerville, Dade	1
Tallahassee, Escambia	1
Telluride, Lee	1
Tinley Park, Lee	1
University Of Central Fl, Dade	1
Windermere, Polk	1
Winter Park, Lake	1
Wayne, Dade	1
West Lafayette, Desoto	1
West Simsbury, Collier	1
Winter, Pinellas	1
Downers Grove, St. Lucie	1
Delrey Beach, Palm Beach	1
Export, Palm Beach	1
Fdsf, Unknown	1
Felda, Palm Beach	1

COVID-19: characteristics of 2,211,728 Florida resident cases

Data through May 4, 2021 verified as of May 5, 2021 at 09:25 AM

Data in this report are provisional and subject to change.

The table below includes the cities and counties of residence for cases in Florida residents based on the patient's ZIP Code. Note that city is not always received as part of the initial notification and may be missing while the case is being investigated.

City and county	Cases
Flagler Beach, Volusia	1
Flora, Lee	1
Fort Myers, Lake	1
Fresno, Pasco	1
Fruitland Park, Sumter	1
Gainesville, Marion	1
Gastonia, Polk	1
Clearwater, Highlands	1
Columbia, Orange	1
Coral Gables, Unknown	1
Coral Springs, Unknown	1
Crestview, Dade	1
Dade City, Polk	1
Darien, Pasco	1
Arcadia, Charlotte	1
Aspen, Palm Beach	1
Atl, Broward	1
Atlanta, Broward	1
Aurburndale, Polk	1
Aventura, Unknown	1
Azalea Park, Sarasota	1
Biscayne Park, Broward	1
Alpharetta, Alachua	1
Apalachicola, Leon	1
Brooksville, Columbia	1
Bryn Mawr, Collier	1
Canfield, Duval	1
Naugatuck, Lee	1
New Vernon, Sarasota	1
New York, Broward	1
Newport Beach, Palm Beach	1
North Adams, Manatee	1
North Little Rock, Palm Beach	1
Myakka, Duval	1
Missing, Hendry	1
Missing, Baker	1
Milford, Palm Beach	1
Milford, Polk	1
Minneapolis, Broward	1
Melbourne, Dade	1
Melbourne, Orange	1
Miami Beach, Palm Beach	1
Miami Granders, Dade	1
Johns Island, Wakulla	1
Killarney, Orange	1
Knoxville, Duval	1
Harrison, Dade	1
Havanna, Gadsden	1
Jacksonville, Flagler	1
Jacksonville, Palm Beach	1
Hilliard, Dade	1
Hollywood, Leon	1
Homestead, Monroe	1
Homestead, Unknown	1
Humble, Broward	1
Green, Clay	1
Greensburg, Orange	1
Greenville, Monroe	1
Gulf Shores, Escambia	1

COVID-19: characteristics of 2,211,728 Florida resident cases

Data through May 4, 2021 verified as of May 5, 2021 at 09:25 AM

Data in this report are provisional and subject to change.

The table below includes the cities and counties of residence for cases in Florida residents based on the patient's ZIP Code. Note that city is not always received as part of the initial notification and may be missing while the case is being investigated.

City and county	Cases
Maitland, Unknown	1
Matlacha Island, Lee	1
Los Angeles, Polk	1
Lakeland, Pasco	1
Lake City, Volusia	1
Fort Myers, Dade	1
Floral, Escambia	1
Gainesville, Baker	1
Gilmer, Dade	1
Grassy Key, Monroe	1
Jamaica, Broward	1
Haverford, Hillsborough	1
Herrin, Orange	1
Jersey City, Polk	1
Haledon, Dade	1
Jacksonville, Manatee	1
Marshall, Palm Beach	1
Marianna, Calhoun	1
Lemoine, Manatee	1
Los Angeles, Palm Beach	1
Lyndhurst, Broward	1
Magnolia Square, Osceola	1
Maitland, Alachua	1
Lake In The Hills, Columbia	1
Lake Placid, Alachua	1
Labelle, Dade	1
Kingsland, Duval	1
Kissimmee, Brevard	1
Lawrence Township, Palm Beach	1
Las Vegas, Orange	1
Lake Worth Beach, Broward	1
Lander, Citrus	1
Bronx, Broward	1
Carol Stream, Orange	1
Castleberry, Escambia	1
Buffalo, Palm Beach	1
Bryant, Alachua	1
Alanson, Bay	1
Aollywoss, Dade	1
Apo, Pasco	1
Apopka, Flagler	1
Belleair, Hillsborough	1
Bohealia, Lee	1
Blowing Rock, Polk	1
Dorchester, Orange	1
Estero, Collier	1
Fanning Springs, Levy	1
Felton, Manatee	1
Deland, Polk	1
Cumberland, Palm Beach	1
Dade City, Hillsborough	1
Dallas, Lee	1
De Leon Springs, Putnam	1
Dearborn, Lee	1
Clear Brook, Lee	1
Charlotte, Pasco	1
Crestview, Holmes	1
College Station, Lake	1
Columbus, Brevard	1

COVID-19: characteristics of 2,211,728 Florida resident cases

Data through May 4, 2021 verified as of May 5, 2021 at 09:25 AM

Data in this report are provisional and subject to change.

The table below includes the cities and counties of residence for cases in Florida residents based on the patient's ZIP Code. Note that city is not always received as part of the initial notification and may be missing while the case is being investigated.

City and county	Cases
Cookeville, Seminole	1
Orlando, Union	1
Oviedo, Seminole	1
Oxford, Palm Beach	1
Opalocka, Dade	1
North Canton, Palm Beach	1
Oakland, Leon	1
Ocala, Alachua	1
Okeechobee, St. Lucie	1
Miamf, Dade	1
Miami G, Dade	1
Miami, Collier	1
Miami, St. Lucie	1
New Richmond, Volusia	1
Steinhatchee, Madison	1
Spring Park, Alachua	1
South Burlington, Orange	1
Sarasota, Charlotte	1
Sarasota, Hillsborough	1
Shannon, Collier	1
Soddy Daisy, Broward	1
Soldotna, Broward	1
Saint Cloud, Lee	1
Saint Johns, Orange	1
San Antonio, Sarasota	1
Sanford, Volusia	1
Rio Dell, Volusia	1
Rochelle, Volusia	1
Port Saint Lucie, Orange	1
Princeton, Alachua	1
Provincetown, Collier	1
Panama City, Walton	1
Palm Coast, Duval	1
Perry, Leon	1
Perth Amboy, Monroe	1
Winter Park, Osceola	1
Wood River, Polk	1
Worcester, Palm Beach	1
Wesley Chapel, Alachua	1
Virginia Beach, Hernando	1
Waco, Broward	1
Washington, Broward	1
Wheaton, Lee	1
Winter Park, Alachua	1
Wilmington, Broward	1
Tewksbury, Orange	1
Umatilla, Alachua	1
University Of Central Florida, Monroe	1
Toms River, Dade	1
Tampa, Volusia	1
Tangerine, Seminole	1
Tamarac, Seminole	1
Zolfo Springs, Polk	1
Yukon, Broward	1
Winter Park, Broward	1
Westbrook, Dade	1
Wichita, Volusia	1
Washington, Unknown	1
Winder Garden, Orange	1

COVID-19: characteristics of 2,211,728 Florida resident cases

Data through May 4, 2021 verified as of May 5, 2021 at 09:25 AM

Data in this report are provisional and subject to change.

The table below includes the cities and counties of residence for cases in Florida residents based on the patient's ZIP Code. Note that city is not always received as part of the initial notification and may be missing while the case is being investigated.

City and county	Cases
Windermere, Leon	1
Windermere, Osceola	1
Windermere, Seminole	1
Winter Garden, Broward	1
Wells, Polk	1
Winter Garden, Pinellas	1
Tulsa, Orange	1
Tiffin, Highlands	1
Sun City Center, Hardee	1
Tallahassee, Duval	1
Tampa, Palm Beach	1
Tavares, Marion	1
Temple Terrace, Pasco	1
Saint Petersburg, St. Lucie	1
Sandford, Seminole	1
Sarasota, Flagler	1
Saxis, Lee	1
Schenectady, Polk	1
Sebring, Lee	1
Shelton, Manatee	1
Sodus, Charlotte	1
Spring Hill , Hernando	1
Spring Hill, Dade	1
Starke, Clay	1
Stone Mountain, Palm Beach	1
Ocoee, Osceola	1
Okeechobee, Broward	1
North Pole, Seminole	1
North Port, Lee	1
Orange City, Seminole	1
Orange Park , Duval	1
Orem, Broward	1
Old Town, Alachua	1
Omaha, Palm Beach	1
Ona, Manatee	1
Oooooo, Unknown	1
New Orleans, Palm Beach	1
Newark, Broward	1
Newburgh, Bay	1
Navarre, Dade	1
Plantation, Orange	1
Pompano Beach, Martin	1
Parker, Dade	1
Parker, Leon	1
Palm Coast, Polk	1
Oviedo, Brevard	1
Pacifica, Dade	1
Orlando, Columbia	1
Orlando, Indian River	1
Orlando, Sarasota	1
Saint Johns, Unknown	1
Rye, Duval	1
Rex, Duval	1
Potomac, Palm Beach	1
Port Everglades, Broward	1
Lewisburg, Pasco	1
Leesburg, Marion	1
Littleton, Dade	1
Los Angeles, Hardee	1

COVID-19: characteristics of 2,211,728 Florida resident cases

Data through May 4, 2021 verified as of May 5, 2021 at 09:25 AM

Data in this report are provisional and subject to change.

The table below includes the cities and counties of residence for cases in Florida residents based on the patient's ZIP Code. Note that city is not always received as part of the initial notification and may be missing while the case is being investigated.

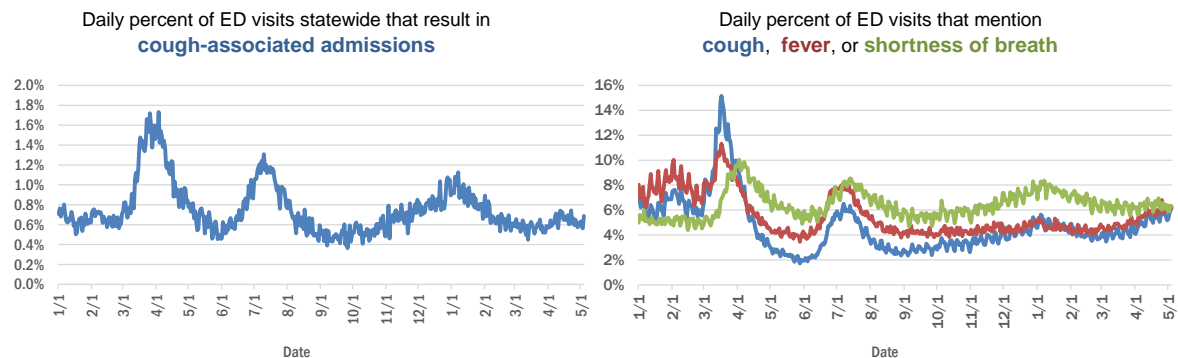
City and county	Cases
Macdill Air Force Base, Hillsborough	1
Miami, Manatee	1
Middlesburg, Duval	1
Miami Beach, Broward	1
Manchester, Okaloosa	1
Margate, Dade	1
Marshall, Dade	1
Medford, Palm Beach	1
Harrison, Pinellas	1
Granada Hills, Broward	1
Guilford, Dade	1
Holly Ridge, Orange	1
Homeless, Polk	1
Homestead, Orange	1
Homosassa, Hernando	1
Homosassa, Citrus	1
Lake City, Hamilton	1
Jerusalem, St. Johns	1
La Grange, Dade	1
East Hampton, Palm Beach	1
Foley, Escambia	1
Fort Myers, Manatee	1
Fort Myers, Unknown	1
Fort Myers-, Lee	1
Gainesville, Duval	1
Davenport, Orange	1
Daytona Beach, Unknown	1
Deland, St. Lucie	1
Deltona, Orange	1
Cuttler Bay, Dade	1
Cypress, Leon	1
Coconut Creek, Dade	1
Columbus, Dade	1
Conway, Leon	1
Coventry, Broward	1
Altoona, Marion	1
Anaheim, Unknown	1
Argyle, Walton	1
Athens, Duval	1
Bogota, Orange	1
Bal Harbor, Dade	1
Bridgeport, Dade	1
Bristol, Broward	1
Bronx, Palm Beach	1
Cambridge, Broward	1
Bradenton, Dade	1
Bradenton, Osceola	1
Clermont, Seminole	1
Clermont, Volusia	1
Clewiston, Glades	1
Total	2,211,728

COVID-19: additional surveillance information

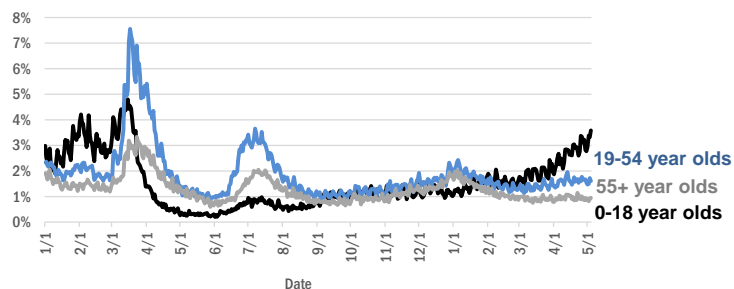
Data through May 4, 2021 verified as of May 5, 2021 at 09:25 AM

Data in this report are provisional and subject to change.

Statewide emergency department (ED) chief complaint and admission data



Daily percent of ED visits statewide that mention cough by age group



The Electronic Surveillance System for the Early Notification of Community-Based Epidemics (ESSENCE-FL) includes chief complaint data from 211 of 211 Florida EDs. Data are transmitted electronically to ESSENCE-FL daily or hourly.

COVID-19: testing by laboratory

Data through May 4, 2021 verified as of May 5, 2021 at 09:25 AM

Data in this report are provisional and subject to change.

The numbers in the table below represent the number of Florida and non-Florida residents for whom test results were received by the Department of Health. A person can be tested by more than one laboratory and can have both positive and negative results. **Therefore, the sum of the numbers in each column will be larger than the total number of people tested.**

Reporting lab	Inconclusive	Negative	Positive	Percent positive	Total
CURATIVE LABS	16,459	1,798,674	282,183	13%	2,097,316
LABORATORY CORPORATION OF AMERICA	2,664	1,708,766	231,998	12%	1,943,428
QUEST DIAGNOSTICS	12,410	1,431,902	210,224	13%	1,654,536
BIO REFERENCE LABORATORIES, INC	7,570	984,509	190,049	16%	1,182,128
HELIX	10,597	763,623	133,693	15%	907,913
REALTOX LABS LLC	7,027	629,551	103,640	14%	740,218
NOMI_HEALTH	3,603	590,485	81,475	12%	675,563
RCA LABORATORY SERVICES, LLC/GENETWORX		499,901	56,104	10%	556,005
PALM BEACH BALLPARK		399,020	45,455	10%	444,475
GENETWORX	661	390,596	33,002	8%	424,259
CDR MAGUIRE - HEALTH CARE CENTER		338,620	51,563	13%	390,183
PWNHEALTH	2,252	326,319	45,548	12%	374,119
IMPACT HEALTH BIOMETRIC TESTING, INC	1,052	236,876	28,646	11%	266,574
BPHL-JACKSONVILLE	18	206,182	35,351	15%	241,551
EAST FLORIDA STATE COLLEGE - BREVARD		212,886	26,986	11%	239,872
ADVENTHEALTH LAB	99	191,909	24,711	11%	216,719
FULGENT DIAGNOSTICS LABORATORY	4,199	183,911	21,139	10%	209,249
BPHL-MIAMI	225	173,415	28,653	14%	202,293
NOMI HEALTH LAB SERVICES		172,680	20,000	10%	192,680
MAKO GENOMICS	8,273	147,176	27,132	15%	182,581
CB SMITH PARK		150,114	18,792	11%	168,906
MAYO CLINIC LABORATORIES	344	146,395	17,978	11%	164,717
BAYCARE LABORATORIES LLC	685	150,684	12,622	8%	163,991
AEGIS SCIENCES CORPORATION	1,395	139,457	22,225	14%	163,077
MEMORIAL REGIONAL HOSPITAL SOUTH	31	128,103	25,689	17%	153,823
ELABNETWORK	1,059	139,661	12,004	8%	152,724
ORLANDO HEALTH SYSTEM	687	136,018	13,739	9%	150,444
ASCENSION SACRED HEART HOSPITAL - PENSACOLA	2	119,074	18,169	13%	137,245
BIOCOLLECTIONS WORLDWIDE, INC	777	118,658	13,921	10%	133,356
NORTHWEST LABORATORY	247	121,146	6,479	5%	127,872
AKESOGEN		104,971	20,362	16%	125,333
TESTING MATTERS INC	1,388	102,987	19,387	16%	123,762
ADVENT HEALTH LAB	112	101,258	13,955	12%	115,325
BPHL-TAMPA (SPECTRUM BLVD)	46	96,957	17,963	16%	114,966
MEDICAL DIAGNOSTIC LABORATORIES	977	98,613	14,221	12%	113,811
UF HEALTH MEDICAL LAB	33	103,879	9,799	9%	113,711
TAMPA GENERAL HOSPITAL	4	102,881	9,827	9%	112,712
DIATHERIX LABORATORIES (VRL EUROFINS)	1	91,014	13,410	13%	104,425
BAPTIST HEALTH SOUTH FLORIDA	399	90,013	13,373	13%	103,785
KORVALABS, INC	1,285	92,531	4,748	5%	98,564
SUNPATH MEDICAL DIAGNOSTICS LABORATORY	847	80,564	12,421	13%	93,832
ASCENSION ST VINCENT'S - RIVERSIDE	2	76,533	10,617	12%	87,152
LAKELAND REGIONAL MEDICAL CENTER	284	75,767	9,782	11%	85,833
SOUTH MIAMI HOSPITAL LAB	475	74,178	10,283	12%	84,936
JACKSON MEMORIAL HOSPITAL CLINICAL LAB	79	71,993	12,384	15%	84,456
INGENIOUS PERSONALIZED MEDICINE	255	63,587	12,773	17%	76,615

COVID-19: testing by laboratory

Data through May 4, 2021 verified as of May 5, 2021 at 09:25 AM

Data in this report are provisional and subject to change.

The numbers in the table below represent the number of Florida and non-Florida residents for whom test results were received by the Department of Health. A person can be tested by more than one laboratory and can have both positive and negative results. **Therefore, the sum of the numbers in each column will be larger than the total number of people tested.**

Reporting lab	Inconclusive	Negative	Positive	Percent positive	Total
MINUTECLINIC LLC		64,739	10,891	14%	75,630
UF HEALTH SHANDS HOSPITAL	538	68,109	4,855	7%	73,502
AMERICAN HEALTH ASSOCIATES	9	66,784	5,414	7%	72,207
APPLIED INGENUITY DIAGNOSTICS LLC		64,041	3,301	5%	67,342
AIT LABORATORIES		56,040	6,886	11%	62,926
BAPTIST HEALTH - JACKSONVILLE	4	56,243	4,231	7%	60,478
GENESIS REFERENCE LABORATORIES		53,419	5,518	9%	58,937
ADVENTIST HEALTH SYSTEMS SUNBELT INC DBA		50,416	6,545	11%	56,961
SARASOTA MEMORIAL HOSPITAL MAIN LAB	12	50,593	4,190	8%	54,795
TALLAHASSEE MEMORIAL HOSPITAL	242	47,821	5,660	11%	53,723
ARUP LABORATORIES	16	50,113	2,927	6%	53,056
BROWARD GENERAL MEDICAL CENTER-CLINICAL LAB	2	47,781	5,210	10%	52,993
NICKLAUS CHILDREN'S HOSPITAL	74	47,050	5,860	11%	52,984
AMELIA EARHART		45,128	7,450	14%	52,578
FLORIDA HOSPITAL - TAMPA	37	46,360	3,645	7%	50,042
MEDFAST URGENT CARE CENTERS, LLC	20	41,996	6,320	13%	48,336
DWIC OF TAMPA BAY INC		42,371	5,782	12%	48,153
VIRACOR EUROFINIS		36,097	9,851	21%	45,948
MILLENNIUM PHYSICIAN GROUP	17	37,699	7,396	16%	45,112
UNIVERSITY OF MIAMI HOSPITAL	154	40,492	4,006	9%	44,652
INTEGRATED REGIONAL LABORATORIES LLP	16	39,058	5,477	12%	44,551
LEE HEALTH - CAPE CORAL HOSPITAL	3	38,174	6,074	14%	44,251
UF HEALTH JACKSONVILLE	61	38,699	4,329	10%	43,089
ECCO LAB GROUP CO	547	35,962	4,800	12%	41,309
MOUNT SINAI MEDICAL CENTER	14	34,500	3,637	10%	38,151
NORTH FLORIDA REGIONAL MEDICAL CENTER		34,014	3,739	10%	37,753
NIGHT LITE PEDIATRIC CENTER LLC		33,598	3,468	9%	37,066
ORANGE COUNTY CONVENTION CENTER		33,330	3,720	10%	37,050
ST JOSEPHS HOSPITAL LABORATORY	23	32,822	4,091	11%	36,936
BRANDON REGIONAL HOSPITAL		32,369	4,193	11%	36,562
WALGREENS	38	30,346	5,600	16%	35,984
MIAMI DADE COUNTY		32,091	3,527	10%	35,618
STS LAB 2 LLC	6	33,415	1,840	5%	35,261
GENESIS MEDICAL LABORATORY	472	29,523	5,173	15%	35,168
JUPITER MEDICAL CENTER LAB	88	31,043	2,980	9%	34,111
JFK MEDICAL CENTER LAB	1	29,243	3,651	11%	32,895
PALMETTO GENERAL HOSPITAL LAB	3	27,089	5,148	16%	32,240
HOLY CROSS HOSPITAL CLINICAL LAB	1	29,355	2,732	9%	32,088
WATSON CLINIC LLP		25,485	5,966	19%	31,451
AVENTUS BIO LABS	16	26,496	3,633	12%	30,145
MIAMI BEACH CONVENTION CENTER		26,105	2,110	7%	28,215
CLEVELAND CLINIC TRADITION HOSPITAL		26,018	2,089	7%	28,107
INFINITY BIOLOGIX LLC (GINKO BIOWORKS)	117	26,453	1,234	4%	27,804
MALABAR MEDICAL WALK IN CLINIC	1	23,255	4,542	16%	27,798

COVID-19: testing by laboratory

Data through May 4, 2021 verified as of May 5, 2021 at 09:25 AM

Data in this report are provisional and subject to change.

The numbers in the table below represent the number of Florida and non-Florida residents for whom test results were received by the Department of Health. A person can be tested by more than one laboratory and can have both positive and negative results. **Therefore, the sum of the numbers in each column will be larger than the total number of people tested.**

Reporting lab	Inconclusive	Negative	Positive	Percent positive	Total
HEALTHLINK DIAGNOSTIC LABORATORIES	298	24,910	2,466	9%	27,674
CLEVELAND CLINIC HOSPITAL LAB	4	24,819	2,646	10%	27,469
ACCESS DX LABORATORY	232	23,838	2,148	8%	26,218
MORTON PLANT HOSPITAL-ADLER INSTITUTE	26	23,309	2,851	11%	26,186
SAINT MARY'S MEDICAL CENTER	27	22,510	2,478	10%	25,015
LAB DIAGNOSTICS LLC	399	18,839	5,382	22%	24,620
DRS CLACK SPENCER WHITE & MCCORMACK PA D/B/A		22,205	2,170	9%	24,375
UNITED CLINICAL LABORATORY LLC	3	21,531	2,789	11%	24,323
PANCARE OF FLORIDA INC		21,206	2,561	11%	23,767
BAYFRONT HEALTH - ST PETERSBURG	17	20,889	2,685	11%	23,591
STATLAB_MOBILE	1	20,547	2,064	9%	22,612
NAPLES COMMUNITY HOSPITAL	74	20,019	2,075	9%	22,168
PATIENTS FIRST LAKE ELLA MEDICAL CENTER PA		18,519	3,333	15%	21,852
LEESBURG REGIONAL MEDICAL CENTER		18,534	2,519	12%	21,053
HOMESTEAD HOSPITAL CLINICAL LABORATORY	27	17,376	3,602	17%	21,005
CLARITY LAB SOLUTIONS	111	18,689	2,162	10%	20,962
LAWNWOOD REGIONAL MEDICAL CENTER	1	18,370	2,475	12%	20,846
OSCEOLA REGIONAL MEDICAL CENTER	1	18,213	2,500	12%	20,714
ADVENT HEALTH - DAYTONA BEACH	32	18,890	1,766	9%	20,688
SYNERGY DIAGNOSTIC LABORATORY	98	18,040	2,468	12%	20,606
EXACT SCIENCES LABORATORIES	1	18,177	2,308	11%	20,486
VISTA CLINICAL DIAGNOSTICS	491	17,717	2,177	11%	20,385
NORTHWEST MEDICAL CENTER	1	17,900	2,440	12%	20,341
MEMORIAL HOSPITAL JACKSONVILLE	8	17,207	2,902	14%	20,117
ORANGE PARK MEDICAL CENTER	9	16,506	2,859	15%	19,374
BETHESDA HOSPITAL EAST		17,445	1,683	9%	19,128
OAK HILL HOSPITAL		16,912	2,047	11%	18,959
DELRAY MEDICAL CENTER LAB	3	16,962	1,824	10%	18,789
INDIAN RIVER PATHOLOGY LLC		17,366	1,343	7%	18,709
LABS ASAP LLC		16,841	1,632	9%	18,473
MEMORIAL REGIONAL HOSPITAL CLINICAL LABORATORY	10	17,218	1,136	6%	18,364
WEST KENDALL BAPTIST HOSPITAL	14	14,733	3,291	18%	18,038
BAPTIST HEALTH - SOUTH		16,603	1,339	7%	17,942
ADVENTHEALTH CENTRA CARE LAKE BUENA VISTA		15,704	2,156	12%	17,860
MEDRITE MEDICAL CARE, PC	6,840	10,005	1,005	6%	17,850
NEMOURS CHILDRENS HOSPITAL	1	16,646	1,050	6%	17,697
HEALTH CENTER AT SINAI RESIDENCES		16,924	506	3%	17,430
LARGO MEDICAL CENTER		15,478	1,835	11%	17,313
WINTER HAVEN HOSPITAL CLINICAL LABORATORY	4	14,671	2,598	15%	17,273
BIOCERNA LABS	461	14,582	2,112	12%	17,155
ACCESS MEDICAL LABORATORIES	4	8,756	8,336	49%	17,096
MOLECULAR INFECTIOUS DISEASES	657	15,574	739	4%	16,970
MEDICAL CENTER OF TRINITY CLINICAL LABORATORY	2	15,159	1,700	10%	16,861
THE HEALTHCARE DISTRICT OF PALM BEACH COUNTY	51	14,633	2,063	12%	16,747

COVID-19: testing by laboratory

Data through May 4, 2021 verified as of May 5, 2021 at 09:25 AM

Data in this report are provisional and subject to change.

The numbers in the table below represent the number of Florida and non-Florida residents for whom test results were received by the Department of Health. A person can be tested by more than one laboratory and can have both positive and negative results. **Therefore, the sum of the numbers in each column will be larger than the total number of people tested.**

Reporting lab	Inconclusive	Negative	Positive	Percent positive	Total
PALMS WEST HOSPITAL LAB	2	14,513	2,170	13%	16,685
FULGENT DIAGNOSTICS	172	15,356	1,005	6%	16,533
NATIONWIDE LABORATORY SERVICES INC	561	13,944	1,871	11%	16,376
UHEALTH CORAL GABLES/LENNAR MED CTR	55	15,181	1,102	7%	16,338
BAPTIST HEALTHCARE - BAPTIST HOSPITAL	6	12,954	3,326	20%	16,286
WELLINGTON REGIONAL MED CTR LAB	6	14,468	1,798	11%	16,272
LEE HEALTH - LEE MEMORIAL HOSPITAL		12,399	3,778	23%	16,177
PRIVA PATH LABS	82	14,882	1,017	6%	15,981
WEST FLORIDA HOSPITAL LAB	1	12,719	3,172	20%	15,892
MERCY HOSPITAL A CAMPUS OF PLANTATION GEN HOSP LAB	1	13,531	2,339	15%	15,871
WESTSIDE REGIONAL MED CTR	2	13,473	2,272	14%	15,747
GOOD SAMARITAN MEDICAL CENTER LAB	2	13,733	1,955	12%	15,690
REGIONAL MEDICAL CENTER BAYONET POINT	2	14,305	1,237	8%	15,544
THE VILLAGES REGIONAL HOSPITAL		13,669	1,442	10%	15,111
CARDIOPATH	84	13,054	1,923	13%	15,061
GULF COAST MEDICAL CENTER MICROLAB		11,748	3,104	21%	14,852
NONA SCIENTIFIC	5	11,541	3,170	22%	14,716
AVENTURA HOSPITAL LAB		12,006	2,690	18%	14,696
CORAL GABLES HOSPITAL CLINICAL LABORATORY		12,450	2,112	15%	14,562
LEE DAVIS COMMUNITY RESOURCE CENTER		12,393	2,136	15%	14,529
INDIAN RIVER MEDICAL CENTER LAB		13,669	852	6%	14,521
BAPTIST HEALTH SOUTH FLORIDA - WEST KENDALL URGENT CARE		11,929	2,334	16%	14,263
CAPITAL REGIONAL MEDICAL CTR		11,676	2,525	18%	14,201
PRECISION HEALTH RESOURCES LLC		13,239	925	7%	14,164
BLAKE MEDICAL CENTER		12,453	1,642	12%	14,095
WEST BOCA MEDICAL CENTER LAB		13,041	1,013	7%	14,054
HALIFAX MEDICAL CENTER LAB	40	11,847	2,047	15%	13,934
LEE HEALTH - HEALTH PARK MEDICAL CENTER		11,637	2,132	15%	13,769
MANATEE MEMORIAL HOSPITAL		12,586	1,138	8%	13,724
PALM BEACH GARDENS MEDICAL CTR LAB		12,154	1,301	10%	13,455
ST ANTHONY'S HOSPITAL LAB	30	11,754	1,650	12%	13,434
CernerELR_Advent		11,527	1,578	12%	13,105
PHYSICIANS REGIONAL MEDICAL CENTER - PINE RIDGE RD	1	11,815	1,283	10%	13,099
PLANTATION GENERAL HOSPITAL		11,072	1,979	15%	13,051
LAKE CITY MEDICAL CENTER		10,581	2,341	18%	12,922
FAU		11,785	1,081	8%	12,866
ST JOSEPHS HOSPITAL	18	10,933	1,864	15%	12,815
FLORIDA LABORATORY ANALYSIS		11,204	1,561	12%	12,765
FLORIDA HOSPITAL HEARTLAND MED CTR CLINICAL LAB	33	11,152	1,569	12%	12,754
GENOVA DIAGNOSTICS LABORATORY	70	11,441	1,130	9%	12,641
PATHNOSTICS	46	10,101	2,469	20%	12,616
LARKIN COMMUNITY HOSPITAL	10	10,911	1,576	13%	12,497
FLORIDA MEDICAL CENTER - A CAMPUS OF NORTH SHORE	2	10,971	1,506	12%	12,479
ADVENTHEALTH CENTRA CARE WATERFORD LAKES		10,394	2,031	16%	12,425
CENTRAL FLORIDA REGIONAL HOSPITAL		10,937	1,272	10%	12,209
LAKE CITY HM		11,147	988	8%	12,135

COVID-19: testing by laboratory

Data through May 4, 2021 verified as of May 5, 2021 at 09:25 AM

Data in this report are provisional and subject to change.

The numbers in the table below represent the number of Florida and non-Florida residents for whom test results were received by the Department of Health. A person can be tested by more than one laboratory and can have both positive and negative results. **Therefore, the sum of the numbers in each column will be larger than the total number of people tested.**

Reporting lab	Inconclusive	Negative	Positive	Percent positive	Total
BINAXNOW	10	9,185	2,928	24%	12,123
EXPRESS GENE MOLECULAR DIAGNOSTICS LABORATORY	1	10,499	1,571	13%	12,071
PWN HEALTH	17	9,958	2,081	17%	12,056
NORTHSIDE HOSPITAL AND HEART INSTITUTE		10,818	1,151	10%	11,969
DOCTORS HOSPITAL	7	10,100	1,856	16%	11,963
JOHNS HOPKINS ALL CHILDREN'S HOSPITAL		11,230	721	6%	11,951
COAST DIAGNOSTICS LLC	52	10,627	1,272	11%	11,951
FLORIDA HOSPITAL WATERMAN LABORATORY	70	10,997	864	7%	11,931
ADVENT HEALTH - WESLEY CHAPEL	14	10,780	1,134	10%	11,928
VIKOR SCIENTIFIC	49	9,968	1,881	16%	11,898
MEASE COUNTRYSIDE LAB	14	10,504	1,318	11%	11,836
CORAL SPRINGS MED CTR		10,572	1,145	10%	11,717
ST MARKS HOSPITAL LABORATORY B	78	10,627	1,002	9%	11,707
HEALTHQUEST ESOTERICS		10,012	1,641	14%	11,653
FLORIDA HOSPITAL DELAND	10	10,202	1,376	12%	11,588
BAPTIST HEALTH SOUTH FLORIDA - COUNTRY WALK URGENT CARE		9,545	2,005	17%	11,550
SARKIS CLINICAL TRIALS	25	10,135	1,375	12%	11,535
ADVENTHEALTH CENTRA CARE ST CLOUD	1	9,843	1,638	14%	11,482
AMERICAN FAMILY CARE	1	6,830	4,538	40%	11,369
WEST PALM HOSPITAL LAB		10,413	854	8%	11,267
LEON MEDICAL CENTERS LLC		9,013	2,240	20%	11,253
GENE BY GENE, GENOMICS RESEARCH CENTER LAB	44	10,358	701	6%	11,103
SYNERGY LABORATORIES	37	9,793	1,214	11%	11,044
NCF DIAGNOSTICS & DNA TECHNOLOGIES LAB	168	10,307	560	5%	11,035
H LEE MOFFITT CANCER CENTER LABORATORY	4	10,536	281	3%	10,821
FLORIDA HOSPITAL FLAGLER	29	9,747	979	9%	10,755
MEDARBOR DIAGNOSTICS	1	9,413	1,159	11%	10,573
OCALA REGIONAL MEDICAL CENTER		9,285	1,283	12%	10,568
LABSTAT LLC	26	10,032	491	5%	10,549
BROWARD HEALTH NORTH CLINICAL LABORATORY		9,324	1,159	11%	10,483
LARKIN COMMUNITY HOSPITAL INC DBA CARDIOTROPIC		6,819	3,620	35%	10,439
AVECINA MEDICAL	4	6,205	4,050	39%	10,259
NORTH SHORE MEDICAL CENTER		8,531	1,671	16%	10,202
FLORIDA HOSPITAL OF CARROLLWOOD	23	8,703	1,455	14%	10,181
NCH DOWNTOWN NAPLES HOSPITAL	18	9,279	809	8%	10,106
FLORIDA HOSPITAL Ocala		8,983	1,116	11%	10,099
FIRST CHOICE LABORATORY LLC	110	9,372	615	6%	10,097
LEE HEALTH - GULF COAST MEDICAL CENTER	2	8,232	1,811	18%	10,045
ADVENTHEALTH CENTRA CARE CLERMONT		8,652	1,383	14%	10,035
FLORIDA HOSPITAL ZEPHYRHILLS	10	8,894	1,119	11%	10,023
INDIAN RIVER MEDICAL CENTER		8,887	1,122	11%	10,009
P4 CLINICAL, LLC	205	8,800	993	10%	9,998
ADVENTHEALTH CENTRA CARE UNIVERSITY	1	8,691	1,161	12%	9,853
SRQ DRIVE THROUGH		8,944	905	9%	9,849
SANTA ROSA MEDICAL CENTER	2	8,261	1,544	16%	9,807
AVECINA	20	9,009	705	7%	9,734

COVID-19: testing by laboratory

Data through May 4, 2021 verified as of May 5, 2021 at 09:25 AM

Data in this report are provisional and subject to change.

The numbers in the table below represent the number of Florida and non-Florida residents for whom test results were received by the Department of Health. A person can be tested by more than one laboratory and can have both positive and negative results. **Therefore, the sum of the numbers in each column will be larger than the total number of people tested.**

Reporting lab	Inconclusive	Negative	Positive	Percent positive	Total
BAPTIST HEALTH - BEACHES		9,029	693	7%	9,722
ANNE BATES LEACH EYE HOSPITAL/ ABLEH MICROBIOLOGY LABORATORY	9	9,539	131	1%	9,679
BOSTON HEART DIAGNOSTICS CORP		8,453	1,218	13%	9,671
ADVENTHEALTH CENTRA CARE WINTER PARK		8,651	1,018	11%	9,669
PALM BEACH BALL PARK		8,607	1,039	11%	9,646
ADVENTHEALTH CENTRA CARE WINTER GARDEN	1	8,509	1,104	11%	9,614
NCH NORTH NAPLES HOSPITAL	9	8,660	881	9%	9,550
PARAMOUNT URGENT CARE	4	5,884	3,539	38%	9,427
CLEVELAND CLINIC MARTIN NORTH HOSPITAL		8,423	1,002	11%	9,425
ST LUCIE MEDICAL CENTER		7,731	1,669	18%	9,400
CLEVELAND CLINIC MARTIN SOUTH HOSPITAL	1	8,393	984	10%	9,378
BAPTIST HEALTH SOUTH FLORIDA - MIAMI LAKES URGENT CARE		7,377	1,988	21%	9,365
MEMORIAL HOSPITAL WEST LABORATORY SERVICES	14	8,514	817	9%	9,345
MEMORIAL HOSPITAL MICRO		8,684	596	6%	9,280
ADVENTHEALTH CENTRA CARE LAKE LAND	1	7,959	1,269	14%	9,229
LEE HEALTH CONVENIENT CARE - PAGE FIELD		8,190	997	11%	9,187
BAYCARE COMMUNITY HEALTH		8,983	199	2%	9,182
INFORM DIAGNOSTICS, INC		8,636	525	6%	9,161
SOUTH BAY HOSPITAL CLINICAL LAB	1	8,154	963	11%	9,118
UNIVERSITY HOSPITAL AND MEDICAL CENTER		7,690	1,410	15%	9,100
CERNERELR_BAYCARE	43	8,320	616	7%	8,979
POINCIANA MEDICAL CENTER		6,974	1,868	21%	8,842
ADVENTHEALTH CENTRA CARE LEE ROAD		7,878	952	11%	8,830
KD MEDICAL CHOICE LLC	5	8,030	772	9%	8,807
WEST MARION COMMUNITY HOSPITAL LAB		7,397	1,401	16%	8,798
QDX PATHOLOGY SERVICES	2	8,369	423	5%	8,794
ADVENTHEALTH CENTRA CARE HUNTERS CREEK	3	7,557	1,164	13%	8,724
MINUTECLINIC LLC		7,478	1,246	14%	8,724
FLORIDA HOSPITAL FISH MEMORIAL	19	7,337	1,266	15%	8,622
LAKEWOOD RANCH MEDICAL CENTER		7,896	669	8%	8,565
ADVENTHEALTH CENTRA CARE SANFORD		7,498	1,055	12%	8,553
BAYFRONT HEALTH - PORT CHARLOTTE		7,810	653	8%	8,463
ISPM LABS, LLC DBA CAPSTONE DIAGNOSTICS, LLC		8,018	403	5%	8,421
ATLANTIS URGENT CARE	12	6,579	1,780	21%	8,371
ADVENTHEALTH EXPRESS CARE		6,913	1,436	17%	8,349
AVCINA MEDICAL OAKLEAF	3	6,977	1,330	16%	8,310
MORTON PLANT-MEASE	5	7,477	825	10%	8,307
ADVENTHEALTH CENTRA CARE DR PHILLIPS		7,468	836	10%	8,304
CERNERELR_BAPTISTMIAMI	31	7,313	862	11%	8,206
ADVENTHEALTH CENTRA CARE LAKE MARY	2	7,129	1,063	13%	8,194
ARCPOINT LABS OF FORT MYERS	5	7,221	952	12%	8,178
ADVENTHEALTH CENTRA CARE APOPKA	1	6,999	1,154	14%	8,154
BAPTIST HEALTH SOUTH FLORIDA - WESTCHESTER URGENT CARE		6,729	1,419	17%	8,148
EMERALD COAST URGENT CARE		6,406	1,714	21%	8,120
HIALEAH HOSPITAL	4	6,328	1,767	22%	8,099
EGLIN AIR FORCE BASE	14	6,313	1,768	22%	8,095

COVID-19: testing by laboratory

Data through May 4, 2021 verified as of May 5, 2021 at 09:25 AM

Data in this report are provisional and subject to change.

The numbers in the table below represent the number of Florida and non-Florida residents for whom test results were received by the Department of Health. A person can be tested by more than one laboratory and can have both positive and negative results. **Therefore, the sum of the numbers in each column will be larger than the total number of people tested.**

Reporting lab	Inconclusive	Negative	Positive	Percent positive	Total
ADVENTHEALTH CENTRA CARE MOUNT DORA		6,849	1,204	15%	8,053
ADVENTIST HEALTH SYSTEMS, SUNBELT INC		6,916	1,105	14%	8,021
ADVENTHEALTH CENTRA CARE KISSIMMEE		7,137	828	10%	7,965
BAPTIST HEALTH SOUTH FLORIDA - DORAL URGENT CARE		6,360	1,529	19%	7,889
SPORTS DRUG TESTING LABORATORY	139	7,469	215	3%	7,823
OVIEDO MEDICAL CENTER		6,973	786	10%	7,759
BAPTIST HEALTH - NASSAU		7,270	369	5%	7,639
NCH NORTH NAPLES HOSPITAL LAB	15	6,733	830	11%	7,578
ADVENTHEALTH CENTRA CARE ALTAMONTE		6,572	946	13%	7,518
MEDEXPRESS URGENT CARE OF BOYNTON BEACH LLC		6,879	618	8%	7,497
EMPIRE CITY LABORATORIES INC	95	6,337	1,059	14%	7,491
COMMUNITY HEALTH CENTERS OF PINELLAS INC	2	6,067	1,400	19%	7,469
MINUTECLINIC LLC #1067		6,392	1,061	14%	7,453
DYNIX DIAGNOSTIX		6,725	724	10%	7,449
IMPERIAL POINT MEDICAL CENTER		6,720	646	9%	7,366
ST PETERSBURG GENERAL HOSPITAL		6,283	1,066	15%	7,349
SUNCOAST PATHOLOGY ASSOCIATES		6,722	614	8%	7,336
MEDEXPRESS URGENT CARE	2	5,089	2,222	30%	7,313
WELLINGTON REGIONAL MEDICAL CENTER		6,711	595	8%	7,306
HOLMES REG MED CENTER CLINICAL LAB		6,530	764	10%	7,294
HOLIDAY CVS LLC		6,866	408	6%	7,274
MEDEXPRESS URGENT CARE HUDSON		6,255	1,017	14%	7,272
AVERO DIAGNOSTICS - IRVING	11	6,622	478	7%	7,111
ADVENTHEALTH CENTRA CARE AZALEA PARK		6,074	1,028	14%	7,102
ADVENT HEALTH - HEART OF FLORIDA ER	1	6,128	942	13%	7,071
MINUTECLINIC LLC #8396		6,010	1,050	15%	7,060
UNKNOWN	5	3,540	3,442	49%	6,987
AHCC WESLEY CHAPEL		6,139	809	12%	6,948
PARAMOUNT URGENT CARE INC	1	4,489	2,442	35%	6,932
ST JOSEPHS NORTH HOSPITAL LAB	7	5,905	1,016	15%	6,928
CLINICAL REFERENCE LABORATORY	2	6,536	366	5%	6,904
ACUTIS DIAGNOSTICS	171	5,574	1,151	17%	6,896
ADVENTHEALTH CENTRA CARE OVIEDO		5,931	963	14%	6,894
FORT WALTON BEACH MEDICAL CENTER		5,908	939	14%	6,847
LUMINUS DIAGNOSTICS		6,285	560	8%	6,845
MINUTECLINIC		5,849	985	14%	6,834
GENOSUR LLC	24	6,698	93	1%	6,815
FLORIDA COMMUNITY HEALTH CENTER		5,439	1,288	19%	6,727
SOLARIS DIAGNOSTICS	11	6,095	597	9%	6,703
FLORIDA HOSPITAL NORTH PINELLAS	11	6,147	538	8%	6,696
FLORIDA FAMILY LABORATORY, INC DBA	52	6,145	489	7%	6,686
MINUTECLINIC LLC #3703		5,397	1,246	19%	6,643
RAULERSON HOSPITAL		5,759	877	13%	6,636
VISTA CLINICAL	8	3,900	2,727	41%	6,635
ANGEL KIDS PEDIATRICS		6,253	353	5%	6,606
PHARMCO RX	2	6,207	325	5%	6,534

COVID-19: testing by laboratory

Data through May 4, 2021 verified as of May 5, 2021 at 09:25 AM

Data in this report are provisional and subject to change.

The numbers in the table below represent the number of Florida and non-Florida residents for whom test results were received by the Department of Health. A person can be tested by more than one laboratory and can have both positive and negative results. **Therefore, the sum of the numbers in each column will be larger than the total number of people tested.**

Reporting lab	Inconclusive	Negative	Positive	Percent positive	Total
MICROGEN DX	4	5,725	731	11%	6,460
DOCTORS URGENT CARE LLC	1	5,275	1,167	18%	6,443
NORTHWEST FLORIDA COMMUNITY HOSPITAL	47	4,848	1,478	23%	6,373
MINUTE CLINIC LLC		5,532	840	13%	6,372
BAPTIST HEALTH SOUTH FLORIDA - PEMBROKE PINES URGENT CARE		5,266	1,094	17%	6,360
ADVENTHEALTH CENTRA CARE LONGWOOD		5,519	813	13%	6,332
ADVENTHEALTH CENTRA CARE SOUTH ORANGE		5,441	889	14%	6,330
PUTNAM COMMUNITY MEDICAL CENTER		5,539	779	12%	6,318
LABORATORY OF FLORIDA LLC	41	5,678	552	9%	6,271
SPECTOR SCIENTIFIC LAB	20	5,154	1,077	17%	6,251
MEDCOMP SCIENCES LLC	139	4,010	2,087	33%	6,236
ADVENTHEALTH CENTRA CARE ORANGE LAKE		5,446	772	12%	6,218
DOCTORS URGENT CARE OF LUTZ LLC	1	5,038	1,165	19%	6,204
ADVENTHEALTH CENTRA CARE PORT ORANGE		5,240	957	15%	6,197
URGENT CARE OF THE PALM BEACHES		5,122	1,031	17%	6,153
ALTRU DIAGNOSTICS INC	5	5,827	289	5%	6,121
SOUTH FLORIDA BAPTIST HOSPITAL MICRO	4	5,081	1,034	17%	6,119
PRO CLINIC		5,017	1,093	18%	6,110
PEDIATRIC HEALTH CARE ALLIANCE PA		5,578	502	8%	6,080
COASTAL MED URGENT CARE		4,495	1,585	26%	6,080
ADVENTHEALTH CENTRA CARE SAND LAKE		5,378	675	11%	6,053
MEDEXPRESS URGENT CARE - GOLDEN GATE		5,260	733	12%	5,993
HEALTH FIRST ADVENTHEALTH CENTRA CARE - TITUSVILLE		5,049	908	15%	5,957
BAYFRONT HEALTH - VENICE REGIONAL MEDICAL	1	5,374	537	9%	5,912
MEDEXPRESS URGENT CARE - ROYAL PALM BEACH		5,246	663	11%	5,909
ADVENTHEALTH CENTRA CARE LEESBURG		4,821	1,049	18%	5,870
MEDEXPRESS URGENT CARE - ESTERO		5,236	628	11%	5,864
BAPTIST HEALTH - NORTH		4,698	1,151	20%	5,849
PALMS OF PASADENA HOSPITAL		5,168	586	10%	5,754
MEDIPATH LLC		5,141	561	10%	5,702
BAPTIST HEALTH SOUTH FLORIDA - KENDALE LAKES URGENT CARE		4,611	1,077	19%	5,688
SUNRISE MEDICAL LABORATORIES	2	5,252	409	7%	5,663
MEDICAL DNA LABS LLC	3	5,160	494	9%	5,657
URGENT CARE CURE	2	4,863	776	14%	5,641
DOCTORS HOSPITAL OF SARASOTA CLINICAL LABORATORY		4,885	700	13%	5,585
THE CENTER FOR URGENT CARE	3	4,685	894	16%	5,582
MEDEXPRESS URGENT CARE PALM BEACH GARDENS		5,061	519	9%	5,580
ESCAMBIA COMMUNITY CLINICS INC	8	4,245	1,326	24%	5,579
WESTCHESTER HOSPITAL	23	4,539	1,001	18%	5,563
MINUTECLINIC LLC # 0709		4,695	863	16%	5,558
TALLAHASSEE PRIMARY CARE ASSOCIATES		4,911	621	11%	5,532
PARAMOUNT URGENT CARE - WINDERMERE	2	3,706	1,820	33%	5,528
BAPTIST HEALTH SOUTH FLORIDA - TAMiami TRAIL URGENT CARE		4,436	1,074	19%	5,510
BAPTIST HEALTH SOUTH FLORIDA - CORAL SPRINGS URGENT CARE		4,725	784	14%	5,509
HEALTH FIRST ADVENTHEALTH CENTRA CARE GATEWAY	1	4,953	553	10%	5,507
HIGHLANDS REGIONAL MEDICAL CENTER		4,585	872	16%	5,457

COVID-19: testing by laboratory

Data through May 4, 2021 verified as of May 5, 2021 at 09:25 AM

Data in this report are provisional and subject to change.

The numbers in the table below represent the number of Florida and non-Florida residents for whom test results were received by the Department of Health. A person can be tested by more than one laboratory and can have both positive and negative results. **Therefore, the sum of the numbers in each column will be larger than the total number of people tested.**

Reporting lab	Inconclusive	Negative	Positive	Percent positive	Total
TROPICANA FIELD - LOT 2	19	4,935	494	9%	5,448
MEDEXPRESS URGENT CARE - LAKE LAND		4,727	666	12%	5,393
BAYFRONT HEALTH - SEVEN RIVERS		4,865	462	9%	5,327
MARTIN HOSPITAL SOUTH LAB		4,966	293	6%	5,259
BAPTIST HEALTH SOUTH FLORIDA - PINECREST URGENT CARE		4,483	747	14%	5,230
QUICK CARE MED PL	2	4,429	791	15%	5,222
BAPTIST HEALTH SOUTH FLORIDA - CORAL GABLES URGENT CARE		4,298	874	17%	5,172
TRINITY SPRINGS		4,436	729	14%	5,165
ADVENTHEALTH CENTRA CARE WINTER HAVEN	1	3,940	1,213	24%	5,154
ADVENTHEALTH PROMPT CARE	2	3,804	1,335	26%	5,141
BAYFRONT HEALTH - BROOKSVILLE		4,583	552	11%	5,135
BAPTIST HEALTH SOUTH FLORIDA - CORAL GABLES (UNIVERSITY) URGENT CARE		4,412	720	14%	5,132
BAPTIST HEALTH SOUTH FLORIDA - PALMETTO BAY URGENT CARE		4,282	816	16%	5,098
BETHESDA HOSPITAL WEST		4,573	518	10%	5,091
VENTURE MEDICAL OF FLORIDA LLC		4,611	391	8%	5,002
BAYFRONT HEALTH - SPRING HILL		4,551	408	8%	4,959
ASCENSION SACRED HEART - EMERALD COAST		4,107	787	16%	4,894
ADVENTHEALTH CENTRA CARE COLONIAL TOWN	2	4,340	540	11%	4,882
BAYFRONT HEALTH - PUNTA GORDA		4,506	365	7%	4,871
MINUTECLINIC LLC #3463		4,062	807	17%	4,869
MEASE DUNEDIN HOSPITAL	5	4,292	524	11%	4,821
DESOTO MEMORIAL HOSPITAL	3	3,979	816	17%	4,798
PREMIER URGENT CARE OF BREVARD LLC	4	4,196	588	12%	4,788
FLAGLER HOSPITAL LABORATORY	8	3,654	1,105	23%	4,767
MINUTECLINIC LLC #3662		3,974	709	15%	4,683
MINUTECLINIC LLC #3631		3,991	686	15%	4,677
ENGLEWOOD COMMUNITY HOSPITAL		4,270	406	9%	4,676
BAYFRONTVENICEREGIONAL		4,513	159	3%	4,672
MINUTECLINIC LLC #5253		3,859	799	17%	4,658
MINUTECLINIC LLC 5852		4,018	638	14%	4,656
MOFFITT CANCER CENTER	6	4,545	104	2%	4,655
ADVENTIST HEALTH SYSTEMS SUNBELT IN DBA		4,113	538	12%	4,651
MEDEXPRESS URGENT CARE CAPE CORAL		3,984	665	14%	4,649
MEMORIAL HOSPITAL- MIRAMAR	12	4,274	327	7%	4,613
TWIN CITIES HOSPITAL	1	4,079	533	12%	4,613
NIGHT LITE PEDIATRICS	4	3,346	1,261	27%	4,611
MINUTECLINIC LLC # 3930		3,947	649	14%	4,596
PREMIER MEDICAL	2	4,492	94	2%	4,588
MINUTECLINIC LLC #1771		3,843	718	16%	4,561
HOLIDAY CVS LLC DBA CVS PHARMACY #5154		4,431	122	3%	4,553
MINUTECLINIC LLC #5249		3,728	811	18%	4,539
US BIOTEK LABORATORIES	15	4,133	369	8%	4,517
LAKE SIDE MEDICAL CENTER		3,619	865	19%	4,484
ACCU REFERENCE MEDICAL LAB	9	3,658	805	18%	4,472
GENESIS DIAGNOSTICS		4,203	254	6%	4,457
PALMS MEDICAL GROUP	5	2,981	1,413	32%	4,399

COVID-19: testing by laboratory

Data through May 4, 2021 verified as of May 5, 2021 at 09:25 AM

Data in this report are provisional and subject to change.

The numbers in the table below represent the number of Florida and non-Florida residents for whom test results were received by the Department of Health. A person can be tested by more than one laboratory and can have both positive and negative results. **Therefore, the sum of the numbers in each column will be larger than the total number of people tested.**

Reporting lab	Inconclusive	Negative	Positive	Percent positive	Total
DOCTORS TEST CENTERS		3,885	491	11%	4,376
BAYA PHARMACY & URGENT CARE		3,248	1,125	26%	4,373
MEDEXPRESS URGENT CARE LEHIGH ACRES		3,763	602	14%	4,365
MINUTECLINIC LLC #5190		3,597	763	18%	4,360
AMELIA URGENT CARE		2,702	1,653	38%	4,355
MINUTECLINIC LLC #5854		3,624	730	17%	4,354
MINUTECLINIC LLC #7225		3,667	673	16%	4,340
ST. LUCIE MEDICAL CTR.		4,254	57	1%	4,311
PHYSICIANS REGIONAL MEDICAL CENTER - COLLIER BLVD	1	3,369	900	21%	4,270
MINUTECLINIC LLC # 0514		3,731	537	13%	4,268
ADVENTHEALTH CENTRA CARE		3,784	470	11%	4,254
MINUTECLINIC LLC #3814		3,584	618	15%	4,202
ADVENT HEALTH - NEW SMYRNA		3,512	678	16%	4,190
EXACT SCIENCES LABORATORIES, LLC		3,807	329	8%	4,136
STEWART ROCKLEDGE HOSPITAL	6	3,685	419	10%	4,110
LOWER KEYS MEDICAL CENTER		3,779	320	8%	4,099
MINUTECLINIC LLC #4458		3,445	645	16%	4,090
SCION LAB SERVICES LLC	26	3,745	313	8%	4,084
MINUTECLINIC LLC #3291		3,461	608	15%	4,069
MINUTECLINIC LLC #7887		3,583	485	12%	4,068
NIGHT LITE PEDIATRICS URGENT CARE	1	3,417	649	16%	4,067
MINUTECLINIC LLC #5214		3,495	571	14%	4,066
BAPTIST HEALTH SOUTH FLORIDA - DAVIE URGENT CARE		3,320	727	18%	4,047
MINUTECLINIC LLC #7886		3,499	546	13%	4,045
CARENOW URGENT CARE	1	2,500	1,510	38%	4,011
AFC PHYSICIANS OF FLORIDA		3,109	893	22%	4,002
PARAMOUNT URGENT CARE - ORLANDO		2,868	1,109	28%	3,977
BAPTIST HEALTH SOUTH FLORIDA - WESTON URGENT CARE		3,415	522	13%	3,937
MINUTECLINIC LLC #4415		3,339	574	15%	3,913
MINUTECLINIC LLC # 3686		3,319	577	15%	3,896
MINUTECLINIC LLC #3257		3,248	632	16%	3,880
ADVENTHEALTH CENTRA CARE KIDS LAKE MARY		3,576	288	7%	3,864
MC DIAGNOSTIC OF CONNECTICUT, PC #2220		3,327	533	14%	3,860
HEALTH FIRST ADVENTHEALTH CENTRA CARE COCOA		3,473	380	10%	3,853
MINUTECLINIC, LLC #3204		3,212	639	17%	3,851
PROHEALTH	3	2,226	1,604	42%	3,833
SIPARADIGM LLC	59	3,500	264	7%	3,823
MINUTECLINIC, LLC #4015		3,060	738	19%	3,798
BARTOW REGIONAL MEDICAL CENTER	1	3,195	600	16%	3,796
ADVENT HEALTH CENTRA CARE -WINTER PARK KIDS URGENT CARE	4	3,479	295	8%	3,778
MINUTECLINIC LLC #1807		3,151	605	16%	3,756
BRASHEAR'S VITAL CARE CORP		2,971	778	21%	3,749
MINUTECLINIC LLC #1055		3,067	663	18%	3,730
HEALTH FIRST ADVENTHEALTH CENTRA CARE MALABAR		3,355	362	10%	3,717
MINUTECLINIC LLC # 3579		3,082	635	17%	3,717
VA PAIN CLINIC	6	3,574	134	4%	3,714

COVID-19: testing by laboratory

Data through May 4, 2021 verified as of May 5, 2021 at 09:25 AM

Data in this report are provisional and subject to change.

The numbers in the table below represent the number of Florida and non-Florida residents for whom test results were received by the Department of Health. A person can be tested by more than one laboratory and can have both positive and negative results. **Therefore, the sum of the numbers in each column will be larger than the total number of people tested.**

Reporting lab	Inconclusive	Negative	Positive	Percent positive	Total
MEDONE PLLC		2,840	860	23%	3,700
MEDEXPRESS URGENT CARE - DELAND		3,276	409	11%	3,685
BAPTIST HEALTH SOUTH FLORIDA - BRICKELL URGENT CARE		3,051	631	17%	3,682
PRECISION HEALTH SOLUTIONS		3,488	186	5%	3,674
MEDEXPRESS URGENT CARE - VERO BEACH		3,197	471	13%	3,668
MINUTECLINIC LLC #7973		3,150	506	14%	3,656
MINUTECLINIC, LLC #5817		3,038	609	17%	3,647
MINUTECLINIC LLC #3003		3,002	641	18%	3,643
MINUTECLINIC LLC #3748		2,979	658	18%	3,637
MINUTECLINIC LLC #5924		3,143	489	13%	3,632
VERILY LIFE SCIENCES	3	3,551	72	2%	3,626
MINUTECLINIC LLC #4201		3,133	486	13%	3,619
CLARITY LAB SOLUTIONS LLC		3,608	4	0%	3,612
BAPTIST HEALTH URGENT CARE AT SAWGRASS		2,992	603	17%	3,595
PARAMOUNT URGENT CARE - OVIEDO		2,640	951	26%	3,591
MINUTECLINIC LLC # 7933		3,169	422	12%	3,591
MINUTECLINIC LLC #3255		3,176	401	11%	3,577
WALGREEN CO	2	3,158	407	11%	3,567
MINUTECLINIC LLC #7173		3,090	473	13%	3,563
MINUTECLINIC LLC #3705		3,130	406	11%	3,536
MINUTECLINIC, LLC (CLINIC 10699)		3,089	445	13%	3,534
MARION E FETHER MEDICAL CENTER, THE		3,213	300	9%	3,513
BAPTIST HEALTH EMERGENCY CENTER COUNTRY WALK	1	2,974	529	15%	3,504
BAPTIST HEALTH - CLAY		3,051	445	13%	3,496
BMCT Molecular Diagnostics Subsection		2,946	537	15%	3,483
MINUTECLINIC LLC #5216		3,002	469	14%	3,471
MIDWAY SPECIALTY CARE CENTER DIAGNOSTICS	38	3,175	240	7%	3,453
MINUTECLINIC LLC #3654		2,881	555	16%	3,436
PRIMEHEALTH URGENT CARE INC		2,932	501	15%	3,433
LAKELAND REGIONAL HEALTH PABLO		2,990	405	12%	3,395
IMMOKALEE CHD		3,155	234	7%	3,389
ADVENTHEALTH CENTRA CARE CONWAY		2,872	515	15%	3,387
MINUTECLINIC LLC #6007		2,905	468	14%	3,373
HEALTH CARE DISTRICT OF PALM BEACH COUNTY	2	3,096	256	8%	3,354
VITRO MOLECULAR LABORATORIES	50	3,035	263	8%	3,348
MINUTECLINIC LLC #4612		2,745	590	18%	3,335
MARINERS HOSPITAL	1	3,024	308	9%	3,333
GESSLER CLINIC	2	2,307	1,005	30%	3,314
MINUTECLINIC LLC #3285		2,896	418	13%	3,314
MINUTECLINIC LLC #4024		2,877	399	12%	3,276
MEMORIAL HOSPITAL PEMBROKE	3	2,901	371	11%	3,275
SELECT LABORATORIES - MARION COUNTY, FL LLC	5	2,938	310	10%	3,253
PHYSICIANS PRIMARY CARE	2	2,933	317	10%	3,252
MINUTECLINIC LLC #1350		2,866	384	12%	3,250
MINUTECLINIC LLC #476		2,801	433	13%	3,234
ACCESS POINT HEALTHCARE URGENT & PRIMARY CARE	2	2,521	703	22%	3,226

COVID-19: testing by laboratory

Data through May 4, 2021 verified as of May 5, 2021 at 09:25 AM

Data in this report are provisional and subject to change.

The numbers in the table below represent the number of Florida and non-Florida residents for whom test results were received by the Department of Health. A person can be tested by more than one laboratory and can have both positive and negative results. **Therefore, the sum of the numbers in each column will be larger than the total number of people tested.**

Reporting lab	Inconclusive	Negative	Positive	Percent positive	Total
MINUTECLINIC LLC #8381		2,802	423	13%	3,225
MINUTECLINIC LLC #3648		2,642	574	18%	3,216
MEDEXPRESS FORT MYERS		2,814	402	13%	3,216
MINUTECLINIC, LLC # 4469		2,849	366	11%	3,215
MEDIQUICK URGENT CARE CENTERS INC		2,463	738	23%	3,201
MINUTECLINIC LLC #1821		2,840	352	11%	3,192
MEDEXPRESS URGENT CARE CORAL SPRINGS		2,812	353	11%	3,165
MINUTECLINIC LLC #5157		2,769	386	12%	3,155
BAPTIST HEALTH - OAKLEAF		2,640	485	16%	3,125
MINUTECLINIC LLC #3635		2,684	425	14%	3,109
ADVENT HEALTH - DADE CITY		2,713	365	12%	3,078
AFC PHYSICIANS OF FLORIDA PA		2,528	550	18%	3,078
KEYS AHEC SCHOOL MEDICAL CLINIC	15	2,885	150	5%	3,050
BAY MEDICAL CENTER SACRED HEART HEALTH SYSTEM		2,400	637	21%	3,037
NXGEN MDX LLC	6	2,693	336	11%	3,035
CHARLES AIESI CONSULTING INC	14	2,707	308	10%	3,029
VETERANS AFFAIRS MEDICAL CENTER - ORLANDO	1	1,343	1,669	55%	3,013
JUPITER MEDICAL CENTER URGENT CARE		2,360	646	21%	3,006
MEDEXPRESS URGENT CARE - CLEWISTON		2,507	488	16%	2,995
CAREFAST+	1	2,137	788	27%	2,926
EMERGENCY PHYSICIANS MEDICAL CENTER		1,751	1,159	40%	2,910
MINUTECLINIC LLC #214		2,431	466	16%	2,897
BAPTIST HEALTHCARE - GULF BREEZE HOSPITAL	3	2,408	484	17%	2,895
STONE CLINICAL LABORATORIES		2,790	96	3%	2,886
WALGREENS ORLANDO	3	2,540	340	12%	2,883
JACKSON HOSPITAL CLINICAL LABORATORY		2,540	341	12%	2,881
MINUTECLINIC LLC #5069		2,414	463	16%	2,877
BLUE MED CONSULTANTS		2,754	112	4%	2,866
MEDEXPRESS URGENT CARE BOCA RATON		2,601	256	9%	2,857
DR G'S URGENT CARE		2,468	374	13%	2,842
AMELIA EXPRESS CARE LLC	10	2,471	345	12%	2,826
LAKE WALES MEDICAL CENTER INC		2,488	329	12%	2,817
PARRISH MEDICAL CENTER	2	2,449	355	13%	2,806
BAPTIST HEALTH SOUTH FLORIDA - MIAMI BEACH URGENT CARE		2,376	421	15%	2,797
FLORIDA MEDICAL CLINIC	3	1,323	1,465	52%	2,791
CELESTA MEDICAL SERVICES LLC DBA - AMERICAN RESEARCH LABS		2,544	236	8%	2,780
CITRUS MEMORIAL HOSPITAL LABORATORY		2,253	523	19%	2,776
MINUTECLINIC LLC #1815		2,472	298	11%	2,770
GENOME LLC	2	2,558	197	7%	2,757
SACRED HEART HEALTH SYSTEM, INC	1	1,871	872	32%	2,744
DONALD W ROBERTSON DO PA		2,134	595	22%	2,729
PATIENTS FIRST - THOMASVILLE ROAD		2,421	288	11%	2,709
MINUTECLINIC LLC #3236		2,330	366	14%	2,696
BOND URGENT CARE LLC		2,031	658	24%	2,689
TAMPA COMMUNITY HOSPITAL		2,277	373	14%	2,650
MEDEXPRESS PORT CHARLOTTE		2,353	290	11%	2,643

COVID-19: testing by laboratory

Data through May 4, 2021 verified as of May 5, 2021 at 09:25 AM

Data in this report are provisional and subject to change.

The numbers in the table below represent the number of Florida and non-Florida residents for whom test results were received by the Department of Health. A person can be tested by more than one laboratory and can have both positive and negative results. **Therefore, the sum of the numbers in each column will be larger than the total number of people tested.**

Reporting lab	Inconclusive	Negative	Positive	Percent positive	Total
EMERALD COAST URGENT CARE, LLC	1	1,972	660	25%	2,633
MINI ER WATERFORD LAKES, THE		2,255	357	14%	2,612
ADVENT HEALTH - OCALA		2,124	447	17%	2,571
NCHMD INC		2,169	400	16%	2,569
INTELEX LABS, LLC		2,428	83	3%	2,511
ASCENSION SACRED HEART - GULF		1,942	557	22%	2,499
MINUTECLINIC LLC		2,197	300	12%	2,497
WHOLE FAMILY HEALTH CENTER INC		1,994	503	20%	2,497
OPTUM LABS LLC	1	2,286	209	8%	2,496
EMERALD COAST URGENT CARE LLC		1,825	657	26%	2,482
MINUTECLINIC LLC #3637		1,983	485	20%	2,468
MINUTECLINIC LLC #8927		2,073	388	16%	2,461
PHYSICIANS STAT LAB	3	1,079	1,365	56%	2,447
CORE DIAGNOSTIC LABORATORIES LLC	17	2,073	339	14%	2,429
BAPTIST HEALTH EMERGENCY CENTER AT WEST CORAL WAY		1,991	435	18%	2,426
COMMUNITY HEALTH NORTHWEST FLORIDA	4	1,857	554	23%	2,415
MINUTECLINIC LLC #5187		2,099	312	13%	2,411
HEALTH CENTRAL CLINICAL LABORATORY		2,085	312	13%	2,397
GRAVITY DIAGNOSTICS, LLC	8	2,179	200	8%	2,387
PENSACOLA PEDIATRICS PA	1	2,184	180	8%	2,365
ASSOCIATED PATHOLOGISTS, LLC	3	1,936	398	17%	2,337
PHYSICIAN ASSOCIATES		2,070	241	10%	2,311
NCH NORTHEAST	7	1,818	485	21%	2,310
LEE HEALTH - COCONUT POINT CLINICAL LAB	2	1,872	433	19%	2,307
UNIVERSITY OF NORTH FLORIDA STUDENT HEALTH		2,184	80	4%	2,264
APALACHEE CORRECTIONAL INSTITUTION EAST UNIT		2,227	31	1%	2,258
MEDICAL CONSULTANTS OF FLORIDA, LLC	2	1,915	336	15%	2,253
WHITE WILSON MEDICAL CENTER		842	1,389	62%	2,231
PRIMEHEALTH URGENT CARE	1	1,865	361	16%	2,227
MARTIN HEALTH SYSTEM - ST LUCIE WEST		2,015	197	9%	2,212
FLOWERS HOSPITAL		2,010	192	9%	2,202
FIU-HEALTH AUXILIARY LABORATORY	6	2,034	133	6%	2,173
BARDMOOR LABORATORY	9	1,827	321	15%	2,157
BIO-TECH CLINICAL LABORATORIES INC		1,843	305	14%	2,148
DOC SMILEYS URGENT CARE LLC		1,741	383	18%	2,124
BAYFRONT HEALTH - CITRUS HILLS		1,878	242	11%	2,120
LITTLE PINE PEDIATRICS	1	1,830	278	13%	2,109
TOM LEE COMMUNITY HEALTH CENTER	1	1,479	611	29%	2,091
ADVANCED MEDICAL OF NAPLES LLC		1,861	229	11%	2,090
MINUTECLINIC, LLC #3245		1,681	378	18%	2,059
GENUS3		1,973	74	4%	2,047
STATMED OCALA	7	1,833	196	10%	2,036
ARCPPOINT LABS		1,424	599	30%	2,023
WILLIAM OWEN PASS PARK		1,738	257	13%	1,995
READY RESPONDERS FLORIDA, PLLC		1,704	263	13%	1,967
MIAMI JEWISH HEALTH SYSTEMS		1,880	85	4%	1,965

COVID-19: testing by laboratory

Data through May 4, 2021 verified as of May 5, 2021 at 09:25 AM

Data in this report are provisional and subject to change.

The numbers in the table below represent the number of Florida and non-Florida residents for whom test results were received by the Department of Health. A person can be tested by more than one laboratory and can have both positive and negative results. **Therefore, the sum of the numbers in each column will be larger than the total number of people tested.**

Reporting lab	Inconclusive	Negative	Positive	Percent positive	Total
DOC SMILEY'S URGENT CARE		1,706	247	13%	1,953
MEDFAST URGENT CARE CENTERS LLC	2	608	1,334	69%	1,944
GENESIS LABORATORY MANAGEMENT	14	1,661	255	13%	1,930
LABORATORY SPECIALISTS OF MICHIGAN		1,585	332	17%	1,917
ED FRASER MEMORIAL HOSPITAL		1,642	259	14%	1,901
ABSOLUTE GENOMICS	2	1,642	244	13%	1,888
BROWNWOOD CARE CENTER		1,655	230	12%	1,885
OPTUMCARE FLORIDA LLC		1,562	314	17%	1,876
PATIENTS FIRST LAKE ELLA MEDICAL CENTER		1,692	177	9%	1,869
SUNRISE URGENT CARE ASSOCIATES LLC D/B/A	9	1,312	547	29%	1,868
PROJECT HEALTH, INC SUMTERVILLE	5	1,520	328	18%	1,853
NEIGHBORHOOD MEDICAL CENTER INC	17	1,629	186	10%	1,832
KETAMINE HEALTH CENTERS LLC	1	1,661	152	8%	1,814
IGENOMIX USA LLC	55	1,570	165	9%	1,790
PROHEALTH MEDICAL CLINIC		1,146	643	36%	1,789
ER QUICKCARE PL		1,517	248	14%	1,765
RIVER TOWN DIAGNOSTIC LLC		1,470	286	16%	1,756
SPARROW HEALTHCARE	2	1,499	254	14%	1,755
NORTH SHORE LONG ISLAND JEWISH HEALTH	1	1,659	95	5%	1,755
PEDIATRIC HEALTH CARE ALLIANCE - NORTHDALE		1,583	152	9%	1,735
Community_Health		1,533	199	11%	1,732
FLORIDA DEPARTMENT OF HEALTH IN POLK COUNTY	2	1,310	409	24%	1,721
QUICK CARE MED		1,383	337	20%	1,720
BROAD INSTITUTE CLINICAL SEQUENCING RESEARCH PLATFORM	16	1,635	67	4%	1,718
LABTECH DIAGNOSTIC		1,424	294	17%	1,718
SHELL POINT NURSING PAVILION	1	1,632	77	5%	1,710
ADVENTHEALTH CENTRA CARE TRINITY		1,466	229	14%	1,695
MEDEXPRESS URGENT CARE - JAX ATLANTIC BLVD		1,466	227	13%	1,693
JW PLASTIC SURGERY		1,449	244	14%	1,693
PARAMOUNT URGENT CARE - CLERMONT		966	724	43%	1,690
FG RAPID RESULTS	6	1,284	385	23%	1,675
AMERICAN SCIENTIFIC LABORATORIES LLC		1,635	35	2%	1,670
FIRST QUALITY LABORATORY		1,560	105	6%	1,665
BAPTIST HEALTH SOUTH FLORIDA - KEY BISCANE URGENT CARE EXPRESS		1,462	197	12%	1,659
VRL EUROFINs		1,606	41	2%	1,647
MYTEST DIAGNOSTICS		1,559	77	5%	1,636
ST ANNES NURSING CENTER		1,594	33	2%	1,627
ELLENTON URGENT CARE		1,385	238	15%	1,623
COLLIER URGENT CARE CENTERS CREEKSIDE		1,437	185	11%	1,622
OPTEO LABORATORY		1,572	36	2%	1,608
BAPTIST HEALTH SOUTH FLORIDA - COUNTRY WALK URGENT CARE EXPRESS		1,354	248	15%	1,602
CAREMED CLINIC LLC	1	1,289	311	19%	1,601
UNIVERSITY OF ALABAMA AT BIRMINGHAM		1,549	48	3%	1,597
ASSURANCE SCIENTIFIC LABORATORIES	1	1,297	283	18%	1,581
MATRIX CLINICAL LABS (FORMERLY BIOCERNA LLC)	13	1,395	169	11%	1,577
PARAMOUNT URGENT CARE VILLAGES		1,002	574	36%	1,576

COVID-19: testing by laboratory

Data through May 4, 2021 verified as of May 5, 2021 at 09:25 AM

Data in this report are provisional and subject to change.

The numbers in the table below represent the number of Florida and non-Florida residents for whom test results were received by the Department of Health. A person can be tested by more than one laboratory and can have both positive and negative results. **Therefore, the sum of the numbers in each column will be larger than the total number of people tested.**

Reporting lab	Inconclusive	Negative	Positive	Percent positive	Total
MELBOURNE MEDICAL LABORATORY	2	1,367	205	13%	1,574
NORTH VISTA HOSPITAL LABORATORY		1,309	249	16%	1,558
CAREFAST MURABELLA		1,019	510	33%	1,529
PRIMARY CARE SOUTH INC		1,032	495	32%	1,527
EUROFINS NTD, LLC		1,482	45	3%	1,527
BAPTIST HEALTHCARE - JAY HOSPITAL	3	1,151	373	24%	1,527
INNOVATIVE TRANSFUSION MEDICINE, INC	11	1,336	179	12%	1,526
UHEALTH CLINIC AT WALGREENS		1,226	293	19%	1,519
SPEARHEAD MEDICAL		1,392	117	8%	1,509
NYU HOSPITALS CENTER CLINICAL LABORATORIES		1,451	49	3%	1,500
LPG COCONUT POINT		1,259	235	16%	1,494
PALM BAY HOSPITAL CLINICAL LABORATORY		1,093	401	27%	1,494
SMA LAB	12	1,313	163	11%	1,488
TREASURE COAST MEDICAL ASSOCIATES INC		748	724	49%	1,472
ADDICTION LABS OF AMERICA	3	1,375	84	6%	1,462
ACCESS MEDICAL LABS		769	692	47%	1,461
ADVANCE MEDICAL OF NAPLES		327	1,124	77%	1,451
UHEALTH DEERFIELD BEACH/UMSYLVESTER DEERFIELD BEACH LABORATORY	3	1,380	55	4%	1,438
TEMPUS CLINICAL LABORATORY	10	1,270	155	11%	1,435
CREEKSIDE CARE CENTER	1	1,247	180	13%	1,428
NORTH FLORIDA PEDIATRICS - LAKE CITY		1,201	224	16%	1,425
PATIENTS CHOICE LABORATORIES		831	592	42%	1,423
GROWING TOGETHER PEDIATRICS LLC		1,344	74	5%	1,418
MEDLAB DIAGNOSTICS, LLC		1,312	102	7%	1,414
COASTAL LABORATORIES	1	1,123	287	20%	1,411
AMELIA EXPRESS CARE	1	772	631	45%	1,404
PEDIATRICS OF CENTRAL FLORIDA PA	20	1,307	69	5%	1,396
PROJECT HEALTH INC	4	1,184	201	14%	1,389
CYPRESS VILLAGE	1	1,350	28	2%	1,379
ASCENSION ST VINCENT'S - SOUTHSIDE		1,308	49	4%	1,357
VAVA PARTNERS LLC		529	826	61%	1,355
PALM HARBOR PHARMACY		1,180	173	13%	1,353
CARENOW URGENT CARE - FORT PIERCE		938	389	29%	1,327
LAB24 INC	3	643	677	51%	1,323
6TH MEDICAL GROUP - MCDILL AFB	3	1,248	71	5%	1,322
XPRESS URGENT CARE	4	1,109	202	15%	1,315
ST PETERSBURG PEDIATRICS	1	1,190	124	9%	1,315
BREVARD HEALTH ALLIANCE INC, THE		1,234	78	6%	1,312
NAPLES URGENT CARE	1	855	452	35%	1,308
ADVANCED DIAGNOSTIC LABORATORY		1,261	47	4%	1,308
HOLIDAY CVS LLC DBA CVSPHARMACY #5155		1,236	71	5%	1,307
USF MORSANI CENTER FOR ADVANCED HEALTH CARE		1,145	160	12%	1,305
MINUTE CLINIC INCORPORATE		1,241	50	4%	1,291
PALM BEACH ATLANTIC UNIVERSITY		1,243	44	3%	1,287
SOLARIS HEALTHCARE PALATKA		1,177	106	8%	1,283
STEWART REFERENCE LABORATORY	1	735	545	43%	1,281

COVID-19: testing by laboratory

Data through May 4, 2021 verified as of May 5, 2021 at 09:25 AM

Data in this report are provisional and subject to change.

The numbers in the table below represent the number of Florida and non-Florida residents for whom test results were received by the Department of Health. A person can be tested by more than one laboratory and can have both positive and negative results. **Therefore, the sum of the numbers in each column will be larger than the total number of people tested.**

Reporting lab	Inconclusive	Negative	Positive	Percent positive	Total
NORTH FLORIDA PEDIATRICS-TALLAHASSEE	1	1,170	105	8%	1,276
INTERLACHEN PEDIATRICS PA		1,211	63	5%	1,274
EAST LAKE PEDIATRICS		1,133	134	11%	1,267
STAGEZERO LIFE SCIENCES INC	4	1,146	105	8%	1,255
PROFESSIONAL HEALTH EXAMINERS DBA PROHEALTH	1	1,021	229	18%	1,251
COASTAL PEDIATRIC GROUP		1,088	162	13%	1,250
PENSACOLA PEDIATRICS PA - TIGER POINT	24	1,096	120	10%	1,240
ARCPPOINT LABS OF CORAL SPRINGS FL		992	242	20%	1,234
CARE ONE OF FLORIDA LLC		895	333	27%	1,228
BETHESDA HEALTH URGENT CARE		1,040	180	15%	1,220
CLINICORE		1,124	91	7%	1,215
HALIFAX MEDICAL CENTER-PORT ORANGE LAB		1,054	160	13%	1,214
EPN URGENT CARE NAPLES	2	792	416	34%	1,210
CATALYST WALK IN CLINIC		968	239	20%	1,207
ALTAMONTE MD		977	230	19%	1,207
INTERLACHEN PEDIATRICS		1,162	44	4%	1,206
FISHERMENS HOSPITAL CLINICAL LAB		1,089	99	8%	1,188
CLARITY LABS		1,075	109	9%	1,184
CAPE CANAVERAL HOSPITAL		868	306	26%	1,174
TYNDALL AIR FORCE BASE		952	217	19%	1,169
NORTH OKALOOSA MEDICAL CENTER		799	351	31%	1,150
CAPSTONE HEALTHCARE		802	330	29%	1,132
PROFESSIONAL HEALTH EXAMINERS		977	153	14%	1,130
BERNHARDT LABORATORIES	2	1,030	94	8%	1,126
VERITAS GENETICS	61	945	119	11%	1,125
LOOP PEDIATRICS PA	3	955	166	15%	1,124
GENEIQ		1,056	65	6%	1,121
FAMILY HEALTH CENTERS OF SOUTHWEST FLORIDA INC		1,007	114	10%	1,121
PRIMARY CARE OF THE TREASURE COAST		984	135	12%	1,119
BREVARD HEALTH ALLIANCE		807	309	28%	1,116
EMERALD COAST PEDIATRICS		1,058	57	5%	1,115
LAB DOCTOR		964	137	12%	1,101
XYZ LABORATORY	8	942	146	13%	1,096
MINUTECLINIC, LLC DBA MINUTECLINIC #4717		1,044	42	4%	1,086
LENCO MEDICAL LABORATORY		1,026	58	5%	1,084
NORTH FLORIDA MEDICAL GROUP		914	156	15%	1,070
HENDRY REGIONAL MEDICAL CENTER CLINICAL LABORATORY		809	258	24%	1,067
AMERICAN FAMILY CARE PENSACOLA WEST		533	533	50%	1,066
THE HEALTH CENTER OF PLANT CITY		984	81	8%	1,065
RAINBOW RIVER MEDICAL LABORATORY		978	83	8%	1,061
WOODLANDS MEDICAL SPECIALISTS		782	268	26%	1,050
SPRING HILL HEALTH AND REHABILITATION CENTER		1,019	28	3%	1,047
ADVENTHEALTH EXPRESS CARE AT WALGREENS		904	140	13%	1,044
BAPTIST HEALTH - MD ANDERSON CANCER CENTER		1,037	6	1%	1,043
MIDWAY SPECIATLY CARE CENTER	3	813	222	21%	1,038
VRL EUROFINIS - DALLAS		1,024	13	1%	1,037

COVID-19: testing by laboratory

Data through May 4, 2021 verified as of May 5, 2021 at 09:25 AM

Data in this report are provisional and subject to change.

The numbers in the table below represent the number of Florida and non-Florida residents for whom test results were received by the Department of Health. A person can be tested by more than one laboratory and can have both positive and negative results. **Therefore, the sum of the numbers in each column will be larger than the total number of people tested.**

Reporting lab	Inconclusive	Negative	Positive	Percent positive	Total
CHILDRENS MEDICAL ASSOCIATION		949	88	8%	1,037
C.W. BILL YOUNG VA MEDICAL CENTER	1	22	1,002	98%	1,025
NORTH FLORIDA PEDIATRICS PA - SUWANNEE	3	883	129	13%	1,015
VERITOR		852	162	16%	1,014
E-LAB OF FLORIDA		923	90	9%	1,013
PHAROS HEALTH		756	255	25%	1,011
CVS HEALTH		792	214	21%	1,006
CONSULATE HEALTH CARE OF NEW PORT RICHEY	2	875	127	13%	1,004
COVANCE CLINICAL RESEARCH UNIT INC		976	27	3%	1,003
MILLER BIOCONNECT		908	90	9%	998
VIERA HOSPITAL, INC		805	192	19%	997
DAIRY ROAD URGENT CARE	2	839	156	16%	997
JACKSONVILLE BEACH PEDIATRIC CARE CENTER		920	73	7%	993
FAST TRACK URGENT CARE CENTER		4	988	100%	992
LAKELAND REGIONAL HEALTH - PWC/OB		36	954	96%	990
NORTH SHORE LIJ URGENT CARE PC		929	58	6%	987
24 HOUR PEDIATRIC CARE CENTER	4	916	67	7%	987
EAST LAKE PEDIATRICS PA		896	89	9%	985
HISTOPATHOLOGY SERVICES, LLC		876	109	11%	985
PEDIATRIC HEALTHCARE ALLIANCE		928	53	5%	981
UNIVERSITY OF WEST FLORIDA STUDENT HEALTH SERVICES	1	847	128	13%	976
NORTH FLORIDA PEDIATRICS PA	2	849	117	12%	968
PENSACOLA PEDIATRICS	2	869	95	10%	966
DEPARTMENT OF CLINICAL LABS	1	937	21	2%	959
SOLARIS HEALTHCARE CHARLOTTE HARBOR		899	55	6%	954
MOLECULAR TESTING LABS		862	90	9%	952
TACACHALE CLINICAL LABORATORY	1	891	50	5%	942
NORTH FL SOUTH GA HCS-LAKE CITY		911	29	3%	940
BHA CENTRAL COUNTY CLINIC		846	93	10%	939
ENCOMPASS HEALTH		915	22	2%	937
REDI MED LLC		761	176	19%	937
ABBOTT LABORATORIES		814	121	13%	935
LEE COUNTY EMERGENCY MEDICAL SERVICE	1	807	126	13%	934
Point of Care Testing	1	128	805	86%	934
CALHOUN LIBERTY HOSPITAL		765	169	18%	934
INTEGRITY LABORATORIES, LLC	4	765	165	18%	934
Fernandina Beach Rehabilitation and Nursing Center	1	911	19	2%	931
PALM GARDEN OF PORT SAINT LUCIE		916	12	1%	928
RESTORE HEALTH URGENT CARE		750	175	19%	925
GENE TOX WORLDWIDE	60	736	125	14%	921
MOORINGS PARK INSTITUTE, INC, THE		881	36	4%	917
DOCTOR'S MEMORIAL HOSPITAL		751	166	18%	917
SOUTHEAST ALABAMA MEDICAL CENT		857	58	6%	915
NCHMD, INC SOUTHEAST IMMEDIATE CARE		712	198	22%	910
WHITE-WILSON MEDICAL CENTER - FORT WALTON BEACH		873	25	3%	898
LAKE BALDWIN		851	46	5%	897

COVID-19: testing by laboratory

Data through May 4, 2021 verified as of May 5, 2021 at 09:25 AM

Data in this report are provisional and subject to change.

The numbers in the table below represent the number of Florida and non-Florida residents for whom test results were received by the Department of Health. A person can be tested by more than one laboratory and can have both positive and negative results. **Therefore, the sum of the numbers in each column will be larger than the total number of people tested.**

Reporting lab	Inconclusive	Negative	Positive	Percent positive	Total
COASTAL PHYSICIANS, LLC		723	171	19%	894
Victoria Nursing and Rehabilitation Center		838	55	6%	893
PALACE NURSING HOME & REHAB CENTER		849	43	5%	892
FAMILY HEALTH CENTERS OF SWF LABS	2	765	123	14%	890
Tampa Lakes Health and Rehabilitation Center	2	807	73	8%	882
MINUTECLINIC LLC, #10357		875	6	1%	881
ANY LAB TEST NOW	2	596	275	32%	873
MEDICAL CENTER OF DELTONA, INC		746	127	15%	873
CRUCIAL CARE EMERGENCY MEDICINE DOCTORS		698	174	20%	872
AMERICAN MEDICAL RESPONSE		861	9	1%	870
EXPRESS PHARMACY		799	67	8%	866
PRIMARY CARE SERVICES AT ST ANDREWS ESTATES		863	3	0%	866
AFC URGENT CARE CLEARWATER	1	182	676	79%	859
PRIMARY CARE SERVICES AT INDIAN RIVER ESTATES		825	25	3%	850
CENTRAL FLORIDA HEALTH CARE INC		727	122	14%	849
CLINICAL PATHOLOGY LABS INC		762	87	10%	849
POINT WASHINGTON MEDICAL CLINIC	1	632	212	25%	845
AUGUSTUS LABS LLC		696	148	18%	844
FLORIDA GULF COAST UNIVERSITY		646	197	23%	843
ADVENTHEALTH MEDICAL GROUP PROMPT CARE		611	227	27%	838
BOND CLINIC PA PEDIATRICS DEPT		774	59	7%	833
CLINICAL ENTERPRISE, INC		807	25	3%	832
WELL HEALTH WORKS	3	755	70	8%	828
CITY MEDICAL OF NEW JERSEY, PC		751	77	9%	828
MEDONE URGENT CARE CENTER		604	224	27%	828
LIFE CARE CENTER OF NEW PORT RICHEY		791	37	4%	828
PEBBLEBROOK PHARMACY	1	689	136	16%	826
Southern Oaks Care Center	1	784	38	5%	823
BRISTOL AT TAMPA, THE	4	791	22	3%	817
FLORIDA HOSPITAL ORLANDO		743	74	9%	817
CARITHERS PEDIATRIC GROUP		756	60	7%	816
DYNIX DIAGNOSTICS	2	529	282	35%	813
ASAP LABS LLC	7	655	151	19%	813
FLAGLER COUNTY HEALTH DEPARTMENT	3	633	177	22%	813
VITAS HEALTHCARE CORPORATION OF FLA	1	806	6	1%	813
ASCENSION ST VINCENT'S - CLAY		775	35	4%	810
GULF COAST VILLAGE		768	41	5%	809
J AND G MEDICAL GROUP LLC		670	138	17%	808
GOLDEN GATE FAMILY CLINIC		332	476	59%	808
TOTAL RENAL LABORATORIES INC DBA DAVITA LABS	1	686	120	15%	807
PALM GARDEN OF VERO BEACH		753	51	6%	804
WHITE WILSON MEDICAL CENTER PA - NAVARRE		675	124	16%	799
NITE LITE PEDIATRICS		234	564	71%	798
TELESCOPE HEALTH LLC	4	671	121	15%	796
NONE		308	488	61%	796
APLS SERVICES LLC D/B/A CLEAR DIAGNOSTICS	13	765	15	2%	793

COVID-19: testing by laboratory

Data through May 4, 2021 verified as of May 5, 2021 at 09:25 AM

Data in this report are provisional and subject to change.

The numbers in the table below represent the number of Florida and non-Florida residents for whom test results were received by the Department of Health. A person can be tested by more than one laboratory and can have both positive and negative results. **Therefore, the sum of the numbers in each column will be larger than the total number of people tested.**

Reporting lab	Inconclusive	Negative	Positive	Percent positive	Total
BOND AND STEELE CLINIC PA		581	211	27%	792
RUSKIN HEALTH CENTER	1	521	262	33%	784
PEDIATRIC HEALTHCARE ALLIANCE PA		721	61	8%	782
ETHOS WELLNESS PHARMACY		728	50	6%	778
ORANGE BLOSSOM FAMILY HEALTH		732	42	5%	774
VENICE REGIONAL BAYFRONT HEALTH (PULMONARY)		637	135	17%	772
BUFFALO CROSSING HEALTHCARE & REHABILITATION CTR		750	18	2%	768
WILLOWBROOKE COURT AT EDGEWATER POINTE ESTATES		756	9	1%	765
KENDALL HEALTHCARE PROPERTIES DBA	2	731	30	4%	763
ORLANDO HEALTH AND REHAB CENTER		718	45	6%	763
VALENCIA HILLS HEALTH AND REHABILITATION CENTER		744	16	2%	760
SEMINOLE NURSING PAVILION		743	8	1%	751
NORTHEAST FLORIDA NEUROLOGY CLINICS, INC		637	113	15%	750
BOCA GRANDE HEALTH CLINIC		710	40	5%	750
MOUNT SINAI LABORATORY		711	37	5%	748
LIFE CARE CENTER OF PENSACOLA		698	49	7%	747
MAIN STREET MEDICAL CENTER		217	529	71%	746
CHURCH OF SCIENTOLOGY FLAG SERVICE ORGANIZATION		729	15	2%	744
ADVENT HEALTH LAB - ORLANDO		434	309	42%	743
PHYSICIANS STAT LAB INC		649	92	12%	741
SANTA ROSA MEDICAL GROUP		575	166	22%	741
Crestview Rehabilitation Center	5	606	129	17%	740
RAINBOW PEDIATRIC CENTER PA		688	47	6%	735
MANOR CARE HEALTH SERVICES - FT MYERS		702	27	4%	729
ARTHREX MEDICAL CENTER	1	573	152	21%	726
THE PRESERVE		715	10	1%	725
DISNEY COVID TEST SITE		703	17	2%	720
PALM GARDEN OF CLEARWATER		702	18	3%	720
MANOR PINES CONVALESCENT CENTER LLC	1	692	23	3%	716
WATSON THERAPEUTICS INC	1	675	39	5%	715
FORT MYERS INTERNAL MEDICINE, LLC		643	69	10%	712
ADVENT HEALTH - DELTONA ER		590	122	17%	712
SUWANNEE HEALTH AND REHABILITATION CENTER		705	5	1%	710
BALDWIN PEDIATRICS	1	672	33	5%	706
GULF COAST MOLECULAR LABORATORIES	13	585	108	15%	706
GRAND COURT TAMPA		702	4	1%	706
VETERANS AFFAIRS MEDICAL CENTER	1	45	659	93%	705
CARE ONE OF FLORIDA	1	520	183	26%	704
EDEN SPRINGS NURSING AND REHAB CENTER		591	112	16%	703
JOHN KNOX VILLAGE HEALTH CENTER		672	31	4%	703
DIAMOND RIDGE HEALTH AND REHABILITATION		666	36	5%	702
DEPT OF VA MEDICAL CENTER - MIAMI	1	668	32	5%	701
NCH HEALTHCARE SYSTEM MICROBIOLOGY LAB		2	699	100%	701
DXTERITY DIAGNOSTICS	2	656	41	6%	699
NCH HEALTHCARE BONITA		552	144	21%	696
CHILDRENS CLINIC WEST FLORIDA PEDIATRICS		642	54	8%	696

COVID-19: testing by laboratory

Data through May 4, 2021 verified as of May 5, 2021 at 09:25 AM

Data in this report are provisional and subject to change.

The numbers in the table below represent the number of Florida and non-Florida residents for whom test results were received by the Department of Health. A person can be tested by more than one laboratory and can have both positive and negative results. **Therefore, the sum of the numbers in each column will be larger than the total number of people tested.**

Reporting lab	Inconclusive	Negative	Positive	Percent positive	Total
Signature HealthCare Center of Waterford		658	37	5%	695
LIFE CARE CENTER OF ORANGE PARK		663	32	5%	695
PREMIER MEDICAL LABORATORY SERVICES	2	468	225	32%	695
MAYFLOWER ASSISTED LIVING		686	7	1%	693
LIFEBRITE	2	464	225	33%	691
HOLMES REGIONAL MEDICAL CENTER		11	675	98%	686
MEDICAL FP - WHOLE FAMILY HEALTH CENTER		565	120	18%	685
HEARTLAND PEDIATRICS OF LAKE WALES		614	70	10%	684
NATURE COAST MEDICAL GROUP		563	121	18%	684
CLIFFORD CHESTER SIMS STATE VETERANS		669	12	2%	681
MEDONE URGENT CARE AT ST. AUGUSTINE		229	452	66%	681
EMERALD SHORES HEALTH AND REHABILITATION		576	102	15%	678
VITAS HEALTHCARE CORP OF CENTRAL FL		650	26	4%	676
BAPTIST PRIMARY CARE	2	547	126	19%	675
TREE HOUSE PEDIATRICS PLLC		606	68	10%	674
MINI ER ADULT AND PEDIATRIC URGENT CARE		574	98	15%	672
PEDIATRICS IN BREVARD PA		605	67	10%	672
SOUTHERN LABORATORY SERVICES OF NWF		632	38	6%	670
MINUTECLINIC LLC #3281		574	94	14%	668
OCALA FAMILY MEDICAL CENTER INC	2	579	86	13%	667
CLEWISTON NURSING AND REHABILITATION CENTER		652	14	2%	666
GOLDEN GLADES NURSING & REHABILITATION CTR		643	20	3%	663
ST JOHN'S NURSING CENTER		637	24	4%	661
SIGNATURE HEALTHCARE OF BROOKWOOD GARDENS		650	11	2%	661
POINT OF CARE TESTING SITE		630	26	4%	656
QUOTIENT SCIENCES		633	22	3%	655
WILLOW BROOKE COURT AT INDIAN RIVER ESTATES		609	45	7%	654
SHORE ACRES CARE CENTER		614	40	6%	654
MICHAEL A MIDDLETON MD PA		621	32	5%	653
Plantation Bay Rehabilitation Center		628	24	4%	652
PALM GARDEN OF TAMPA		621	31	5%	652
MAVERICK LABS		461	190	29%	651
EMED LABS, LLC	3	630	18	3%	651
NSPIRE HEALTHCARE MIAMI LAKES	8	628	15	2%	651
AFC URGENT CARE		227	423	65%	650
HMA SANTA ROSA MEDICAL CENTER LLC DBA		527	123	19%	650
AMERICA'S PHARMACY LLC		569	79	12%	648
LIFE CARE CENTER OF HILLIARD		626	22	3%	648
FLORIDA HOSPITAL WAUCHULA		489	158	24%	647
MID-FLORIDA PATHOLOGY		481	165	26%	646
ADVENT HEALTH - WESTCHASE ER		554	86	13%	640
NAPLES CHILDREN'S URGENT CARE		559	79	12%	638
QUALITOX LABORATORIES		448	188	30%	636
SABAL PALMS HEALTH AND REHAB		581	54	9%	635
PHYSICIANS PRIMARY CARE OF SOUTHWEST FLORIDA	1	604	29	5%	634
SAINTS 120 LLC	1	599	34	5%	634

COVID-19: testing by laboratory

Data through May 4, 2021 verified as of May 5, 2021 at 09:25 AM

Data in this report are provisional and subject to change.

The numbers in the table below represent the number of Florida and non-Florida residents for whom test results were received by the Department of Health. A person can be tested by more than one laboratory and can have both positive and negative results. **Therefore, the sum of the numbers in each column will be larger than the total number of people tested.**

Reporting lab	Inconclusive	Negative	Positive	Percent positive	Total
VETERANS AFFAIRS MEDICAL CENTER - JAMES A HALEY			633	100%	633
FHMG FLORIDA HOSPITAL MEDICAL GROUP		585	46	7%	631
CHILDRENS MEDICAL ASSOCIATION PA		561	69	11%	630
PHYSICIANS PRIMARY CARE LAB	1	552	77	12%	630
BALDOMERO LOPEZ STATE VETERANS NURSING HOME	2	621	6	1%	629
SOLARIS HEALTHCARE LAKE CITY		522	103	16%	625
CONSULATE HEALTHCARE OF VERO BEACH	14	527	83	13%	624
CONTINENTAL CLINICAL RESEARCH, LLC		547	75	12%	622
MANOR CARE NURSING CENTER OF SARASOTA FL LLC		535	87	14%	622
EXPRESS URGENT CARE LLC		1	621	100%	622
HARBOUR HEALTH CENTER		603	18	3%	621
SEBASTIAN RIVER MEDICAL CENTER	3	441	177	29%	621
AFC URGENT CARE FAMILY CARE			620	100%	620
DAVITA LABS	4	613	1	0%	618
INTERNAL MEDICINE & PEDIATRICS OF TAMPA BAY PA		537	79	13%	616
ADVENTHEALTH MEDICAL GROUP PROMPT CAR	1	455	157	26%	613
VILLA MARIA NURSING & REHAB CENTER INC	1	593	17	3%	611
PALM GARDEN OF ORLANDO		576	34	6%	610
HOLY CROSS HOSPITAL		12	598	98%	610
PALM BEACH COUNTY FIREFIGHTERS HEALTH CLINIC, LLC		521	89	15%	610
THERADOC		152	456	75%	608
FLORIDA DEPARTMENT OF HEALTH IN CALHOUN COUNTY		465	141	23%	606
PIONEER CLINICAL LAB LLC		495	109	18%	604
WELL-BEING MEDICAL CENTER PLLC		546	57	9%	603
PALMETTO FAMILY HEALTHCARE	1	395	206	34%	602
FLORIDA HOSPITAL MEDICAL GROUP		350	251	42%	601
ADVENT HEALTH - TIMBERRIDGE ER		512	88	15%	600
DASCENA, INC	3	537	60	10%	600
PATIENTS FIRST - MAHAN DRIVE		164	436	73%	600
MANOR OAKS NURSING & REHAB CENTER	5	591	2	0%	598
AFC URGENT CARE SEMINOLE	1		594	100%	595
UNIVERSITY OF TAMPA INC, THE		572	21	4%	593
BROOKDALE FORT MYERS CYPRESS LAKE		590	2	0%	592
URGENT CARE EXPRESS LLC		235	355	60%	590
FOUNTAIN MANOR HEALTH AND REHAB CENTER	1	568	20	3%	589
SHORELINE PHYSICIAN GROUP		364	223	38%	587
HEALTH CENTER AT BRENTWOOD	1	538	47	8%	586
HOPE HOSPICE AND COMMUNITY SERVICES INC	14	551	21	4%	586
The Manor at Blue Water Bay		518	62	11%	580
PRINCIPLE LABORATORY	8	555	16	3%	579
PALM GARDEN OF OCALA		478	100	17%	578
NEW YORK HOSPITAL LABORATORIES	1	561	16	3%	578
DOH - INDIAN RIVER		480	95	17%	575
ANCIENT CITY PEDIATRICS	1	547	25	4%	573
TENNESSEE DOH - NASHVILLE	2	504	66	12%	572
MEDICAL VB		451	121	21%	572

COVID-19: testing by laboratory

Data through May 4, 2021 verified as of May 5, 2021 at 09:25 AM

Data in this report are provisional and subject to change.

The numbers in the table below represent the number of Florida and non-Florida residents for whom test results were received by the Department of Health. A person can be tested by more than one laboratory and can have both positive and negative results. **Therefore, the sum of the numbers in each column will be larger than the total number of people tested.**

Reporting lab	Inconclusive	Negative	Positive	Percent positive	Total
AFC URGENT CARE TYRONE		4	568	99%	572
PREMIER MEDICAL CENTER LLC	11	529	28	5%	568
ECCOLAB GROUP	1	148	419	74%	568
DBI HEALTH INC		546	16	3%	562
LAUDERDALE NURSING CENTER LLC	1	542	19	3%	562
WEST GABLES HEALTH CARE CENTER		550	11	2%	561
NEMOURS CHILDERN'S HOSPITAL		453	108	19%	561
RICARDO NAVARRO DO PA		474	85	15%	559
ARCPPOINTS LABS		487	70	13%	557
HOSPICE OF THE FLORIDA SUNCOAST,THE		552	5	1%	557
PALM GARDEN OF JACKSONVILLE□	2	475	80	14%	557
NURSING PLUS OF BROWARD LLC	1	532	23	4%	556
FLORIDA HOSPITAL HEARTLAND MED CTR LAKE PLACID		436	119	21%	555
The Sands at South Beach		549	4	1%	553
BENTON PEDIATRICS INC		495	58	10%	553
VETERANS AFFAIRS MEDICAL CENTER - GAINESVILLE		3	550	99%	553
SUNSHINE URGENT CARE LLC		398	154	28%	552
MEMORIAL PEMBROKE 24/7 CARE CENTER		426	126	23%	552
FIRST CHOICE PEDIATRICS		435	116	21%	551
VETERANS AFFAIRS MEDICAL CENTER - BAY PINES		18	533	97%	551
CITRUS NURSING CENTER LLC		501	47	9%	548
THE PALACE AT HOMESTEAD	1	525	21	4%	547
VITAE DIAGNOSTICS		534	13	2%	547
NCF DIAGNOSTICS & DNA TECHNOLOGIES	15	213	318	58%	546
EXPERTUS LABORATORIES INC		448	97	18%	545
ADDINGTON PLACE AT WELLINGTON GREEN		534	11	2%	545
RIVER GARDEN HEBREW HOME FOR THE AGED		489	56	10%	545
COASTAL URGENT CARE		428	116	21%	544
DOCTORS CENTER,THE		432	111	20%	543
CHAUTAUQUA REHABILITATION AND NURSING CENTER		532	11	2%	543
PALM GARDEN OF WINTER HAVEN	3	523	16	3%	542
LIFE CARE CENTER OF WINTER HAVEN		520	20	4%	540
NORTH FLORIDA REHABILITATION & SPECIALTY CARE□		531	9	2%	540
ORLANDO ORTHOPAEDIC OUTPATIENT SURGERY CENTER LLC		536	4	1%	540
FLOMEDILAB		301	236	44%	537
HERON POINTE HEALTH AND REHABILITATION	1	533	3	1%	537
Good Samaritan Society Kissimmee Village		471	66	12%	537
JACKSON MEMORIAL LONG TERM CARE CENTER		502	34	6%	536
PLANT CITY PEDIATRICS	1	425	110	21%	536
DIGNITY HEALING, LLC		516	19	4%	535
Solaris Healthcare Daytona	2	485	48	9%	535
PEDIATRIC ASSOCIATES OF OCALA PA		494	40	7%	534
SANDBAY URGENT CARE		433	100	19%	533
LIFE CARE CENTER OF PALM BAY□		505	28	5%	533
STEWART SEBASTIAN RIVER MEDICAL CENTER		475	57	11%	532
BAPTIST PRIMARY CARE, INC		501	31	6%	532

COVID-19: testing by laboratory

Data through May 4, 2021 verified as of May 5, 2021 at 09:25 AM

Data in this report are provisional and subject to change.

The numbers in the table below represent the number of Florida and non-Florida residents for whom test results were received by the Department of Health. A person can be tested by more than one laboratory and can have both positive and negative results. **Therefore, the sum of the numbers in each column will be larger than the total number of people tested.**

Reporting lab	Inconclusive	Negative	Positive	Percent positive	Total
JACKSON MEMORIAL PERDUE MEDICAL CENTER		501	29	5%	530
BONIFAY NURSING AND REHAB CENTER		496	33	6%	529
PORT SAINT LUCIE HOSPITAL		518	10	2%	528
MEDICAL CENTER CLINIC-IMMEDIATE CARE	1	423	104	20%	528
MED FAST URGENT CARE CENTER		260	268	51%	528
ORLANDO HEALTH CENTER FOR REHABILITATION		512	15	3%	527
BROWARD PARTNERSHIP	6	512	8	2%	526
FLORIDA DEPARTMENT OF HEALTH CLAY COUNTY	1	423	100	19%	524
Palm Garden of Largo		520	4	1%	524
MAGNOLIA FAMILY URGENT CARE		476	48	9%	524
JAMES A HALEY VETERANS HOSPITAL			523	100%	523
ORLANDO VA MEDICAL CENTER		2	520	100%	522
CARENOW	2	286	233	45%	521
PEDIATRICS BY THE SEA		490	31	6%	521
MANOR AT CARPENTERS		488	32	6%	520
THE VILLAGES REGIONAL HOSPITAL FREESTANDING		471	48	9%	519
HILLCREST HEALTH CARE & REHABILITATION CENTER	3	501	15	3%	519
ENZO CLINICAL LABS INC	3	490	26	5%	519
ENCOMPASS HEALTH REHABILITATION HOSPITAL OF SUNRISE	8	504	7	1%	519
ST CLOUD REGIONAL MEDICAL CENTER CLINICAL LAB		394	125	24%	519
SUSANNA WESLEY HEALTH CENTER		482	37	7%	519
Solaris HealthCare Windermere		485	33	6%	518
MEMPHIS PATHOLOGY LABORATORY	5	488	24	5%	517
SOLARIS HEALTHCARE OSCEOLA		492	25	5%	517
LITTLE PINE PEDIATRICS PLLC	3	453	61	12%	517
TRINITY REGIONAL REHAB CENTER		491	25	5%	516
NEW PLANT CITY FAMILY CARE	1	287	228	44%	516
WHITE-WILSON MEDICAL CENTER - NICEVILLE		466	50	10%	516
MIDWAY SPECIALTY CARE CENTER	3	399	114	22%	516
MEDFAST URGENT CARE CENTERS		231	283	55%	514
CLERMONT HEALTH AND REHABILITATION CENTER		482	32	6%	514
PARKLANDS FACILITY INC	4	468	42	8%	514
INNOVATIVE GENOMICS, LLC	5	468	39	8%	512
FLORIDA STATE HOSPITAL CLINICAL LABORATORY		506	3	1%	509
STARKE FAMILY MEDICAL CENTER		415	93	18%	508
KINDRED HOSPITAL	10	476	22	4%	508
PW WINDERMERE SUBTENANT LLC		504	3	1%	507
PENSACOLA PEDIATRICS MILTON		448	58	11%	506
FLO-MEDILAB SERVICES LLC		195	311	61%	506
GANDY CROSSING CARE CENTER	1	488	16	3%	505
Ocala Health and Rehabilitation Center		482	23	5%	505
UNIVERSITY OF CENTRAL FLORIDA HEALTH SERVICES		483	21	4%	504
EMERALD COAST PEDIATRICS & ADOL		439	65	13%	504
ASCEND CLINICAL	7	415	82	16%	504
PINES OF SARASOTA		492	9	2%	501
TIDEWELL HOSPICE INC	2	491	7	1%	500

COVID-19: testing by laboratory

Data through May 4, 2021 verified as of May 5, 2021 at 09:25 AM

Data in this report are provisional and subject to change.

The numbers in the table below represent the number of Florida and non-Florida residents for whom test results were received by the Department of Health. A person can be tested by more than one laboratory and can have both positive and negative results. **Therefore, the sum of the numbers in each column will be larger than the total number of people tested.**

Reporting lab	Inconclusive	Negative	Positive	Percent positive	Total
CLINICAL PATHOLOGY LABS		388	112	22%	500
BROOKSVILLE HEALTHCARE CENTER LLC		485	14	3%	499
ATLANTIC SHORES NURSING AND REHAB CENTER	1	487	11	2%	499
NORTH FLORIDA RETIREMENT VILLAGE		494	4	1%	498
MOOSEHAVEN HEALTH CENTER		454	44	9%	498
NEW YORK PRESBYTERIAN - CUMC CLINICAL		478	20	4%	498
Cypress Cove Care Center		396	101	20%	497
LORI MCAULIFFE MD PA		449	47	9%	496
GOOD SAMARITAN CENTER		493	3	1%	496
VITAS LUTHERAN TOWERS INPATIENT PROGRAM		429	65	13%	494
SOLARIS HEALTHCARE MERRITT ISLAND		431	61	12%	492
PARTICLE THEORY LABS		467	25	5%	492
Quest Diag Unspecifd	1	326	164	33%	491
CONSULATE HEALTH CARE OF BAYONET POINT	4	477	10	2%	491
ASSOCIATESMD MEDICAL GROUP INC		418	72	15%	490
FAIRWAY OAKS CENTER LLC	6	478	6	1%	490
EPN URGENT CARE		83	403	83%	486
VITAS HEALTHCARE CORPORATION		481	5	1%	486
THE SPRINGS AT BOCA CIEGA BAY		474	11	2%	485
MEDIPATH		57	428	88%	485
Williston Care Center		421	63	13%	484
Consulate Health Care of North Fort Myers		471	13	3%	484
Life Care Center of Punta Gorda	1	467	15	3%	483
Parkview Rehabilitation Center at Winter Park		473	10	2%	483
LA MER NH LLC		474	8	2%	482
AMBULATORY SURGERY CENTER OF BOCA RATON LTD		477	4	1%	481
HARTS HARBOR HEALTH CARE CENTER		457	24	5%	481
Darcy Hall Of Life Care		467	14	3%	481
Colonial Lakes Health Care		434	46	10%	480
BODYK		469	11	2%	480
OKEECHOBEE COUNTY HEALTH DEPT	1	351	127	27%	479
AMEERAH LABS, LLC	2	390	86	18%	478
TUSKAWILLA NURSING AND REHAB CENTER	2	468	7	1%	477
MOBILE MEDICAL ASSOCIATES PL	17	408	52	11%	477
NAVAL HOSPITAL - JACKSONVILLE		137	340	71%	477
HEALTHY STEPS PEDIATRICS		424	52	11%	476
BHA TITUSVILLE CLINIC		441	35	7%	476
FLETCHER HEALTH AND REHABILITATION CENTER		473	3	1%	476
ADVENTHEALTH EXPRESS CARE AT WALGREENS 49TH STREET		405	71	15%	476
MEDSCAN LABORATORY INC	1	256	218	46%	475
SOLARIS HEALTHCARE BAYONET POINT		452	20	4%	472
PALM BEACH PEDIATRICS PA	2	411	58	12%	471
Q ANSWER LAB	1	411	59	13%	471
Heartland Healthcare of Ft. Myers	1	467	3	1%	471
NTD_EUROFINS_AIMS		429	40	9%	469
METROPOLITAN HOSPITAL CENTER		461	8	2%	469

COVID-19: testing by laboratory

Data through May 4, 2021 verified as of May 5, 2021 at 09:25 AM

Data in this report are provisional and subject to change.

The numbers in the table below represent the number of Florida and non-Florida residents for whom test results were received by the Department of Health. A person can be tested by more than one laboratory and can have both positive and negative results. **Therefore, the sum of the numbers in each column will be larger than the total number of people tested.**

Reporting lab	Inconclusive	Negative	Positive	Percent positive	Total
Santa Rosa Center for Rehabilitation and Healing		397	71	15%	468
AZALEA TRACE PHYSICIAN SERVICES		461	7	1%	468
ABBEY DELRAY		461	6	1%	467
BROOKDALE PALMER RANCH	1	407	57	12%	465
FAMILY EXPRESS URGENT CARE		5	459	99%	464
LIFE HOPE LABS, LLC		449	15	3%	464
ELLENTON PEDIATRICS		445	19	4%	464
UNIVERSITY OF TAMPA STUDENT HEALTH AND SHC CLINICAL LABORATORY		296	168	36%	464
MANORCARE HEALTH SERVICES - VENICE		408	56	12%	464
University Crossing		461	2	0%	463
VILLAGE DOCTORS OF KEYSTONE		366	96	21%	462
FAMILY CARE PARTNERS OF NORTHEAST FLORIDA LLC		383	78	17%	461
THE PALACE MANAGEMENT - THE PALACE AT CORAL GABLES		458	3	1%	461
GEORGIA PUBLIC HEALTH LABORATORY		430	31	7%	461
Manatee Springs Rehabilitation and Nursing Center		438	20	4%	458
TREASURE COAST COMMUNITY HEALTH	3	378	75	16%	456
WIMAUMA COMMUNITY HEALTH CENTER		380	75	16%	455
CLARIDGE HOUSE NURSING CENTER		437	18	4%	455
PALM GARDEN OF WEST PALM BEACH	4	435	15	3%	454
HEALTHWORKS MED GROUP OF FLORIDA PA	3	442	9	2%	454
HOLISTIX TREATMENT CENTERS		444	10	2%	454
INDIAN RIVER CTR, LLC		401	52	11%	453
MANOR CARE OF BOYNTON BEACH LLC		429	24	5%	453
AYERS HEALTH & REHABILITATION CENTER		445	7	2%	452
ST PETERSBURG PEDIATRICS-SEMINOLE BLVD		378	73	16%	451
ST ANDREWS BAY SKILLED NURSING &		389	61	14%	450
PRO HEALTH		202	248	55%	450
SEASIDE HEALTH AND REHABILITATION CENTER		389	61	14%	450
ORCHARD PARK HEALTH & REHABILITATION		443	6	1%	449
BOULEVARD REHABILITATION CENTER		432	16	4%	448
ROLLINS COLLEGE WELLNESS CENTER		130	318	71%	448
ST PETERSBURG PEDIATRICS-PARK BLVD		405	42	9%	447
SMA SPECIALTY MEDICAL LAB		120	327	73%	447
DIAMOND RIDGE HEALTH AND REHABILITATION CENTER		424	22	5%	446
SAMANTHA WILSON CARE CENTER	4	431	11	2%	446
Bayside Care Center	1	423	20	5%	444
BLOUNTSTOWN REHABILITATION CENTER LLC		335	108	24%	443
EMERITUS AT NAPLES	2	439	1	0%	442
HARDEE COUNTY HEALTH DEPARTMENT		358	83	19%	441
ONESTOP MEDICAL AND URGENT CARE LLC		387	53	12%	440
MARION AND BERNARD L SAMSON NURSING CENTER		435	4	1%	439
BROOKDALE LAKE TAVARES		431	8	2%	439
Bardmoor Oaks Healthcare and Rehabilitation Center		422	14	3%	436
ABBOTT DIAGNOSTICS		409	27	6%	436
RENAISSANCE AT THE TERRACES		427	8	2%	435
WATERMARK LAKE POINTE WOODS LLC		417	18	4%	435

COVID-19: testing by laboratory

Data through May 4, 2021 verified as of May 5, 2021 at 09:25 AM

Data in this report are provisional and subject to change.

The numbers in the table below represent the number of Florida and non-Florida residents for whom test results were received by the Department of Health. A person can be tested by more than one laboratory and can have both positive and negative results. **Therefore, the sum of the numbers in each column will be larger than the total number of people tested.**

Reporting lab	Inconclusive	Negative	Positive	Percent positive	Total
PEDIATRIC HEALTH CARE ALLIANCE, PA		391	42	10%	433
APP-UNIPATH, LLC	2	416	15	3%	433
Destin Healthcare and Rehabilitation Center	1	391	40	9%	432
NATIONS BEST FAMILY HEALTH CARE		250	182	42%	432
AVANTE AT OCALA INC	5	395	31	7%	431
FLORIDA DEPT OF HEALTH IN BREVARD COUNTY	3	364	63	15%	430
DIAGNOSTIC & CLINICAL CARE SERVICES INC DBA		345	85	20%	430
AVECINA MEDICAL JULINGTON	1	240	189	44%	430
FLORIDA HEART & VASCULAR MULTISPECIALTY GROUP PA		323	102	24%	425
ORCHARD RIDGE CARE AND REHABILITATION CENTER		405	19	4%	424
FLORIDA DEPARTMENT OF HEALTH IN LIBERTY COUNTY	3	324	97	23%	424
PALMS OF SEBRING		384	38	9%	422
PENSACOLA PEDIATRICS, PA		402	19	5%	421
TAMARAC REHABILITATION & HEALTH CENTER		415	6	1%	421
LEHIGH REGIONAL MEDICAL CENTER LAB	2	372	47	11%	421
PruittHealth Panama City	1	356	64	15%	421
GARCIA CLINICAL LABORATORY		28	392	93%	420
WALGREENS 3173		383	37	9%	420
RITECARE MEDICAL CENTER		330	90	21%	420
BAPTIST PRIMARY CARE INC	1	390	27	6%	418
BAPTIST HEALTH URGENT CARE AT PLANTATION		351	67	16%	418
SABAL DIRECT PRIMARY CARE, PA		336	82	20%	418
SUN COUNTRY PEDIATRICS PLLC	9	371	37	9%	417
Solaris Healthcare Lake Bennet		379	38	9%	417
HCSO OCCUPATIONAL HEALTH AND WELLNESS CENTER		334	82	20%	416
HEALTH PARK CARE CENTER		407	7	2%	414
MINUTECLINIC LLC #3671		369	45	11%	414
FLORIDA DEPARTMENT OF HEALTH		361	53	13%	414
CHEEK AND SCOTT DRUGS INC		343	71	17%	414
Timberridge Center for Rehabilitation and Healing		378	35	8%	413
Life Care Center of Ocala		342	70	17%	412
LIFE CARE PONTE VEDRA INC		400	12	3%	412
HEALTH CENTRAL PARK		345	67	16%	412
BAY VILLAGE OF SARASOTA INC		407	3	1%	410
SUNLAND MARIANNA COX MEDICAL CENTER		367	43	10%	410
BRIDGEWATER PARK HEALTH AND REHAB		375	34	8%	409
NAIA		407	1	0%	408
BAYSHORE DIAGNOSTICS		362	46	11%	408
TIDE LABORATORIES		362	45	11%	407
TRI-COUNTY NURSING AND REHABILITATION CENTER INC		389	15	4%	404
Bay Breeze Senior Living and Rehabilitation Center		351	53	13%	404
UR MEDICINE LABS- CENTRAL LABORATORY		377	26	6%	403
ELMCROFT PINECREST	1	373	27	7%	401
Vi at Lakeside Village Skilled Nursing		384	15	4%	399
ADVENTHEALTH EXPRESS CARE AT		326	72	18%	398
HARDEE MANOR HEALTH CARE CENTER	1	393	4	1%	398

COVID-19: testing by laboratory

Data through May 4, 2021 verified as of May 5, 2021 at 09:25 AM

Data in this report are provisional and subject to change.

The numbers in the table below represent the number of Florida and non-Florida residents for whom test results were received by the Department of Health. A person can be tested by more than one laboratory and can have both positive and negative results. **Therefore, the sum of the numbers in each column will be larger than the total number of people tested.**

Reporting lab	Inconclusive	Negative	Positive	Percent positive	Total
MEDFAST URGENT CARE CENTER		167	231	58%	398
OCEAN VIEW NURSING AND REHAB CENTER		375	22	6%	397
MY HEALTHY BLUEPRINT BY BAPTIST HEALTH CARE		331	66	17%	397
ROSEWOOD HEALTH AND REHABILITATION CENTER		370	27	7%	397
HENDRY REGIONAL MEDICAL CENTER		115	281	71%	396
SPECIALTY HEALTH AND REHABILITATION CENTER		370	25	6%	395
MINI ER AND URGENT CARE		289	105	27%	394
EXCEL PEDIATRICS		336	58	15%	394
Coastal Health and Rehabilitation Center		380	12	3%	392
Solaris Healthcare Coconut Creek		381	10	3%	391
MADISON FACILITY INC		383	7	2%	390
LASER & SURGERY CENTER OF THE PALM BEACHES□		387	2	1%	389
BARBER		13	376	97%	389
AVANTE AT MT DORA		381	8	2%	389
Stacey Health Care Centers Inc. dba Riverside Care Center		358	30	8%	388
BARTON HEALTH ALLIANCE	3	338	46	12%	387
MANORCARE AT LELY PALMS		379	7	2%	386
PEACHTREE IMMEDIATE CARE		322	64	17%	386
Life Care Center at Inverrary		376	10	3%	386
LUIS A GHIGLINO MD PA		374	11	3%	385
SEA BREEZE REHAB AND NURSING CENTER□		376	9	2%	385
SIGNATURE HEALTHCARE OF NORTH FLORIDA		380	4	1%	384
FAMILY MEDICAL CARE OF PALM BEACH		280	104	27%	384
CORAL TRACE HEALTH CARE□	2	377	5	1%	384
BOCA BIOLISTICS REFERENCE LABORATORY	3	254	127	33%	384
JACKSONVILLE KIDS PEDIATRICS, PLLC		348	35	9%	383
BAYFRONT MEDICAL		335	47	12%	382
ST CATHERINE'S WEST REHABILITATION HOSPITAL		369	13	3%	382
BAPTIST HEALTH SOUTH FLORIDA - WEST BOCA URGENT CARE		318	64	17%	382
SERENADES IN THE VILLAGES		329	53	14%	382
BROOKDALE PADDOCK HILLS	2	378	2	1%	382
VILLAGE DOCTORS FAMILY MEDICAL CENTER OF		314	68	18%	382
NAPHCARE, INC AT MANATEE COUNTY JAIL		353	26	7%	379
ACCESS MEDICAL CENTER	1	344	33	9%	378
VETERANS AFFAIRS MEDICAL CENTER - LAKE CITY		52	325	86%	377
AVON PARK PEDIATRICS INC	3	334	40	11%	377
24/7 PEDIATRIC CARE CENTERS INC		356	21	6%	377
BAYA PHARMACY WEST		8	368	98%	376
solaris Healthcare Parkway	2	355	19	5%	376
BEAR CREEK NURSING CENTER		370	5	1%	375
FAIR HAVENS CENTER, OPCO		368	7	2%	375
ARCPPOINT LABS OF SARASOTA MANATEE		292	83	22%	375
SPRINGTREE REHAB & HEALTH CARE CENTER		350	24	6%	374
KISSIMMEE FACILITY OPERATIONS LLC		349	24	6%	373
ADVANCED AMBULATORY SURGERY CENTER		359	14	4%	373
FL HUD DESTIN, LLC D/B/A GRAND BOULEVARD HEALTH		333	39	10%	372

COVID-19: testing by laboratory

Data through May 4, 2021 verified as of May 5, 2021 at 09:25 AM

Data in this report are provisional and subject to change.

The numbers in the table below represent the number of Florida and non-Florida residents for whom test results were received by the Department of Health. A person can be tested by more than one laboratory and can have both positive and negative results. **Therefore, the sum of the numbers in each column will be larger than the total number of people tested.**

Reporting lab	Inconclusive	Negative	Positive	Percent positive	Total
MACDILL AIR FORCE BASE		330	41	11%	371
URGENT CARE BETHESDA	1	318	52	14%	371
REHABILITATION CENTER OF LAKE CITY, THE		342	29	8%	371
SANFORD LABORATORIES		333	38	10%	371
COLOR GENOMICS, INC.	4	361	6	2%	371
INFORM DIAGNOSTICS		361	9	2%	370
EPWORTH VILLAGE RETIREMENT COMMUNITY		364	6	2%	370
COMMUNITY HEALTH AND REHABILITATION CENTER		306	63	17%	369
ADVENT HEALTH - TAMPA		148	221	60%	369
Solaris HealthCare Imperial		360	8	2%	368
Palmetto Subacute Care Center		357	11	3%	368
TRENTON MEDICAL CENTER INC DBA PALMS MEDICAL GROUP	4	270	93	25%	367
LAKE EUSTIS HEALTH AND REHABILITATION CENTER		359	8	2%	367
ELMHURST HOSPITAL CENTER	1	334	31	8%	366
VILLAGE PLACE NH LLC□		329	36	10%	365
HOLIDAY CVS LLC DBA CVS/PHARMACY #0440		348	16	4%	364
JACKSONVILLE VA UNIVERSITY OPC	4	348	11	3%	363
HAINES CITY REHABILITATION AND NURSING CENTER		338	24	7%	362
ESTERO ISLAND MEDICAL CENTER		287	75	21%	362
PEDIATRICS IN BREVARD PA- ROCKLEDGE		315	47	13%	362
GENETIC TECHNOLOGICAL INNOVATIONS, LLC		349	13	4%	362
HOLLEY NAVARRE MEDICAL CLINIC		279	82	23%	361
TAVARES PEDIATRICS		302	58	16%	360
The Care Center at Pinellas Park	1	346	12	3%	359
MANOR CARE OF NAPLES FL LLC		353	6	2%	359
COLLIER COUNTY JAIL		356	2	1%	358
AVANTE AT LEESBURG INC		352	5	1%	357
RIVERS FAMILY MEDICINE PA		270	87	24%	357
Marshall Health and Rehabilitation Center		307	49	14%	356
ST JOSEPH'S HOSPITAL LABORATORY		2	354	99%	356
ARGO SENIOR LIVING AT HAVERHILL		334	21	6%	355
AVENTURA REHAB AND NURSING CENTER		336	17	5%	353
MY CLINICAL LAB		223	129	37%	352
FAMILY CARE PARTNERS OF NE FLORIDA LLC		278	74	21%	352
CITY OF PORT SAINT LUCIE		328	24	7%	352
The Grove Health and Rehabilitation		328	24	7%	352
LIFE BRITE	2	332	18	5%	352
FOUNTAIN INN NURSING & REHABILITATION CTR, INC		346	6	2%	352
VILLAGE AT VIENNA SQUARE,THE□	6	329	17	5%	352
SUNCOAST URGENT CARE		266	86	24%	352
CORAL BAY HEALTHCARE AND REHABILITATION	1	338	12	3%	351
KEY WEST HEALTH AND REHAB	1	341	8	2%	350
PALMS REHABILITATION AND HEALTHCARE CENTER		311	39	11%	350
SOUTHWEST ORLANDO FAMILY MEDICINE, PL		290	59	17%	349
HOLISTIC PEDIATRICS GROUP LLC		325	23	7%	348
PORT CHARLOTTE HMA		307	40	12%	347

COVID-19: testing by laboratory

Data through May 4, 2021 verified as of May 5, 2021 at 09:25 AM

Data in this report are provisional and subject to change.

The numbers in the table below represent the number of Florida and non-Florida residents for whom test results were received by the Department of Health. A person can be tested by more than one laboratory and can have both positive and negative results. **Therefore, the sum of the numbers in each column will be larger than the total number of people tested.**

Reporting lab	Inconclusive	Negative	Positive	Percent positive	Total
HEALTH DESIGNS		332	14	4%	346
SELECT REFERENCE LABORATORIES, LLC	1	333	12	3%	346
Avante at St Cloud, Inc.		335	11	3%	346
USAFSAM/PHE		175	170	49%	345
HOSPICE OF LAKE & SUMTER INC	1	334	9	3%	344
FLORIDA HEALTH CARE PLANS			344	100%	344
Surrey Place Healthcare and Rehabilitation		342	2	1%	344
Concordia Village of Tampa AL		338	5	1%	343
RAPID RELIABLE TESTING NY LLC		331	12	3%	343
LabCorp (Non-Interfaced)	2	131	209	61%	342
FRICKS PHARMACY		279	63	18%	342
ADVENT HEALTH CENTRA CARE - PALM COAST		80	262	77%	342
REGENTS PARK OF BOCA RATON		337	5	1%	342
JACKSON PLAZA NURSING & REHAB CENTER	6	327	9	3%	342
POMPANO REHABILITATION AND NURSING CTR		336	5	1%	341
CRONOS CLINICAL LABORATORY	22	227	91	27%	340
DEPARTMENT OF HEALTH BUREAU OF FAMILY		330	9	3%	339
MACCLENNY NURSING AND REHAB		320	18	5%	338
RULEME CENTER	2	306	30	9%	338
FLORIDA KEYS PEDIATRICS & ADOLESCENT CENTER		320	18	5%	338
MEDICAL CENTER AT OCEAN REEF,THE		321	17	5%	338
CRYSTAL RIVER HEALTH & REHAB		331	4	1%	335
MIAMI CEREBRAL PALSY RESIDENTIAL		334	1	0%	335
EAST RIDGE RETIREMENT VILLAGE		332	3	1%	335
KENNEDY PAIN CLINIC GROUP LLC		301	34	10%	335
PHYSICIANS REGIONAL WALK-IN		196	138	41%	334
ENCOMPASS HEALTH REHABILITATION OF SEA PINES		333	1	0%	334
NORTH PINELLAS STATMED QUICK QUALITY CLINICS		236	97	29%	333
GOOD SAMARITAN SOCIETY-DAYTONA		312	21	6%	333
AMERICAN FINNISH NURSING HOME	2	323	8	2%	333
ST JUDE CHILDREN'S RESEARCH HOSPITAL		317	15	5%	332
ST LUCIE EMPLOYEE HEALTH & WELLNESS CENTER		321	11	3%	332
AFTER HOURS PEDIATRICS INC	1	1	329	99%	331
DELTONA HEALTH CARE		307	24	7%	331
LODGE HEALTH AND REHABILITATION CENTER, THE		298	33	10%	331
WILLISTON PEDIATRICS PA	1	289	40	12%	330
Life Care Center at Wells Crossing		309	21	6%	330
Avante at Inverness		327	3	1%	330
ROSEN MEDICAL CENTER		287	43	13%	330
EDGEWATER AT WATERMAN VILLAGE,THE		314	16	5%	330
WESTCHESTER GARDENS LIMITED PARTNERSHIP		319	9	3%	328
FIRST CHOICE PEDIATRICS INC		289	38	12%	327
HCTB INC		270	57	17%	327
APOLLO HEALTH & REHABILITATION		320	7	2%	327
CLINICAL LABS OF HAWAII		322	4	1%	326
ST JAMES HEALTH AND REHABILITATION CENTER		239	87	27%	326

COVID-19: testing by laboratory

Data through May 4, 2021 verified as of May 5, 2021 at 09:25 AM

Data in this report are provisional and subject to change.

The numbers in the table below represent the number of Florida and non-Florida residents for whom test results were received by the Department of Health. A person can be tested by more than one laboratory and can have both positive and negative results. **Therefore, the sum of the numbers in each column will be larger than the total number of people tested.**

Reporting lab	Inconclusive	Negative	Positive	Percent positive	Total
SILVER CREEK SENIOR LIVING COMMUNITY		321	5	2%	326
PIONEER CLINICAL LAB, LLC		212	113	35%	325
CROSS POINTE CARE CENTER	2	316	6	2%	324
SIGNATURE HEALTHCARE AT THE COURTYARD		277	47	15%	324
DAYTONA BEACH HEALTH AND REHAB CENTER		321	2	1%	323
LUTHERAN HAVEN		314	9	3%	323
TALLAHASSEE NHHI LLC	1	294	27	8%	322
TIERRA PINES CENTER		309	13	4%	322
AVELLINO LAB USA, INC	1	308	13	4%	322
Life Care Center of Sarasota		308	13	4%	321
ACCURATE DIAGNOSTIC LABS, INC		303	18	6%	321
West Melbourne Health and Rehabilitation Center		319	1	0%	320
HEATHER HILL HEALTHCARE CENTER		273	47	15%	320
CONCIMED LLC		287	33	10%	320
Avante at Orlando	1	313	6	2%	320
SUNRISE DIAGNOSTIC LABORATORY		267	53	17%	320
BIOCEPT		298	22	7%	320
PruittHealth Santa Rosa		225	94	29%	319
HUNT CLUB PEDIATRIC ASSOCIATES, P.A.		270	48	15%	318
CENTERSTONE OF FLORIDA		290	26	8%	316
MEDEXPRESS LUTZ		3	313	99%	316
BAY COUNTY SHERIFFS OFFICE JAIL FACILITY		262	53	17%	315
ARDEN COURTS OF TAMPA	2	307	6	2%	315
HOMESTEAD MANOR	2	271	41	13%	314
GENESIS MEDICAL LABORATORY MIAMI FL.		83	230	73%	313
STATMED QUICK QUALITY CLINIC AT NORTH PINELLAS		66	246	79%	312
QUICK CARE MED LLC	1	248	62	20%	311
OSPREY LODGE		250	60	19%	310
220 GOLDEN, LLC	1	292	16	5%	309
HIGHLANDS URGENT CARE			306	100%	306
SILVERCREST HEALTH AND REHABILITATION CENTER	3	295	8	3%	306
LAKELAND REGIONAL HEALTH SYSTEMS INC		39	266	87%	305
GULF COAST MEDICAL CENTER		298	6	2%	304
JUPITER MEDICAL CENTER URGENT CARE - STUART		232	72	24%	304
PONTE VEDRA GARDENS		303	1	0%	304
PERSONALIZED GENETIC TESTING	3	201	100	33%	304
CLARE BRIDGE ORMOND BEACH	1	303			304
HAVEN OF OUR LADY OF PEACE INC		296	8	3%	304
WHITE WILSON MEDICAL IMMEDIATE CARE NICEVILLE		77	226	75%	303
Chatsworth at PGA National, LLC		288	14	5%	302
SARAPATH DIAGNOSTICS		172	130	43%	302
AMERICAN ESOTERIC LAB-BIRMINGHAM		298	4	1%	302
LAKE PARK OF MADISON		291	11	4%	302
RIVERWOOD HEALTH NH LLC		262	39	13%	301
DISCOVERY VILLAGE AT NAPLES		284	17	6%	301
FLORIDA ATLANTIC UNIVERSITY STUDENT HEALTH		248	52	17%	300

COVID-19: testing by laboratory

Data through May 4, 2021 verified as of May 5, 2021 at 09:25 AM

Data in this report are provisional and subject to change.

The numbers in the table below represent the number of Florida and non-Florida residents for whom test results were received by the Department of Health. A person can be tested by more than one laboratory and can have both positive and negative results. **Therefore, the sum of the numbers in each column will be larger than the total number of people tested.**

Reporting lab	Inconclusive	Negative	Positive	Percent positive	Total
CONSULATE HEALTH CARE OF SAFETY HARBOR		293	7	2%	300
ARCPPOINT LABS OF ST PETERSBURG		209	91	30%	300
AVANTE AT ORMOND BEACH INC		291	9	3%	300
D PEDIATRICS		273	26	9%	299
DE LUNA HEALTH AND REHABILITATION CENTER		276	23	8%	299
ELLENTON PEDIATRICS PA		280	18	6%	298
BUENA VISTA URGENT CARE		264	34	11%	298
LAKESIDE NEUROLOGIC		284	14	5%	298
Sunset Point Center		291	6	2%	297
COLLIER PHARMACY		242	55	19%	297
renaissance health and rehabilitation center		271	26	9%	297
USA HEALTH UNIVERSITY HOSPITAL CLINICAL LABORATORY	1	285	10	3%	296
CYPRESS COVE		290	6	2%	296
MIDWAY PRIMARY CARE, LLC	11	183	102	34%	296
ST VINCENT'S AMBULATORY CARE INC DBA	2	255	39	13%	296
BROOKDALE DESTIN		284	12	4%	296
CONEY ISLAND HOSPITAL	1	283	11	4%	295
BAYA POINTE NURSING AND REHABILITATION		212	83	28%	295
LONGWOOD FAMILY PRACTICE		226	69	23%	295
ALLIANCE PEDIATRICS PA		288	7	2%	295
THE RESIDENCE AT TIMBER PINES	4	264	26	9%	294
HEARTLAND PEDIATRICS OF LAKE PLACID PA	1	256	36	12%	293
PROFESSIONAL URGENT CARE SERVICES		241	52	18%	293
JUPITER MEDICAL CENTER URGENT CENTER		245	48	16%	293
NORTHWEST MEDICAL CENTER CLINICAL LABORATORY		175	118	40%	293
VI AT BENTLEY VILLAGE HOME CARE		291	1	0%	292
AMERICAN RESEARCH LABS		249	43	15%	292
ARBOR FACILITY INC		288	4	1%	292
BIOIQ		243	48	16%	291
WESTWOOD HEALTHCARE SNF		245	46	16%	291
PALMS FACILITY INC		273	18	6%	291
JACKSONVILLE UNIVERSITY	1	273	16	6%	290
MEDICATION ROOMS-CSU/CI NURSE STATION	1	275	13	4%	289
DOCTORS MEMORIAL HOSPITAL		158	131	45%	289
PALM GARDEN OF GAINESVILLE	2	285	2	1%	289
LEESBURG PEDIATRICS		253	36	12%	289
AUBURN UNIVERSITY MEDICAL CLINIC		227	62	21%	289
Solaris Senior Living North Naples ALF		280	9	3%	289
AMERICAN HEALTH ASSOCIATES INC	1	270	18	6%	289
Rehabilitation Center for Park Place LLC		278	11	4%	289
STERLING HOUSE OF DELAND		288	1	0%	289
MAGNOLIA DIAGNOSTICS, LLC	4	256	28	10%	288
Terrace Health and Rehab		284	4	1%	288
EHEALTHSCREENINGS, LLC		288			288
W FRANK WELLS NURSING HOME		258	29	10%	287
PAVILION FOR HEALTHCARE, THE		284	3	1%	287

COVID-19: testing by laboratory

Data through May 4, 2021 verified as of May 5, 2021 at 09:25 AM

Data in this report are provisional and subject to change.

The numbers in the table below represent the number of Florida and non-Florida residents for whom test results were received by the Department of Health. A person can be tested by more than one laboratory and can have both positive and negative results. **Therefore, the sum of the numbers in each column will be larger than the total number of people tested.**

Reporting lab	Inconclusive	Negative	Positive	Percent positive	Total
FARAH MEDICAL		271	15	5%	286
CHIPOLA HEALTH AND REHAB		268	18	6%	286
AMELIA MEDICAL CARE		127	159	56%	286
PROTEUS MOLECULAR AND CLINICAL LAB	1	173	112	39%	286
SIGNATURE HEALTHCARE OF ORANGE PARK		281	4	1%	285
STAR CARE		235	50	18%	285
CHIPOLA MEDICAL ASSOCIATES, LLC		207	77	27%	284
HOSPICE OF ST FRANCIS INC		277	7	2%	284
WALGREENS 10670		247	37	13%	284
DAVID SCOTT MADWAR MD PA		254	29	10%	283
LAKE VIEW CARE CENTER AT DELRAY		277	6	2%	283
AURORA DIAGNOSTICS BERNHARDT LABORATORIES PATHOLOGY SERVICE		190	93	33%	283
BROWARD NURSING & REHABILITATION CTR	8	259	15	5%	282
SANDY PINES	2	237	43	15%	282
VETERANS AFFAIRS MEDICAL CENTER - MIAMI		2	279	99%	281
MILLENNIUM PHYSICIAN GROUP LLC		243	37	13%	280
HARBOURWOOD	1	272	7	3%	280
FREEDOM SQUARE NURSING CENTER		267	12	4%	279
WASHINGTON REHAB AND NURSING		269	10	4%	279
BRENTWOOD RETIREMENT COMMUNITY	5	240	34	12%	279
BOND CLINIC, PA		206	73	26%	279
IMA MEDICAL GROUP		198	80	29%	278
Chatham Glen Healthcare and Rehabilitation Center		269	9	3%	278
PRUITT HEALTH-SANTA ROSA		275	2	1%	277
Crossbreeze care center	1	274	2	1%	277
VILLAGES REGIONAL HOSPITAL SURGERY CENTER LLC, THE		218	58	21%	276
DOS OF NORTH SHORES NURSING & REHAB CENTER		275			275
Glades West Rehabilitation and Nursing Center		266	8	3%	274
NASSAU COUNTY JAIL		229	45	16%	274
CAREATC CITY OF TAMPA	19	213	40	15%	272
FIRST CHOICE PRIMARY CARE		216	56	21%	272
PBC FIREFIGHTER BENEFIT FUND WELLNESS CENTER		225	45	17%	270
LEHIGH VALLEY GENOMICS		45	225	83%	270
Premier Place at The Glenview		261	9	3%	270
ATLANTIC URGENT CARE		186	84	31%	270
ADVENT HEALTH CARE CENTER	9	246	14	5%	269
ADVENT HEALTH CENTRA CARE - ORMOND BEACH		113	155	58%	268
TRUE NORTH HEALTH NAVIGATION LLC DBA DISPATCHHEALTH	1	221	46	17%	268
SURREY PLACE CARE CENTER		261	7	3%	268
SHC College Park		266	2	1%	268
NADAL PEDIATRICS		218	50	19%	268
WALGREENS 4915	1	238	28	10%	267
ST MARK VILLAGE	1	261	5	2%	267
FORT MYERS REHABILITATION AND NURSING CENTER		240	26	10%	266
LAKEVIEW INTERNAL MEDICINE		201	65	24%	266
Jacaranda Manor		264	2	1%	266

COVID-19: testing by laboratory

Data through May 4, 2021 verified as of May 5, 2021 at 09:25 AM

Data in this report are provisional and subject to change.

The numbers in the table below represent the number of Florida and non-Florida residents for whom test results were received by the Department of Health. A person can be tested by more than one laboratory and can have both positive and negative results. **Therefore, the sum of the numbers in each column will be larger than the total number of people tested.**

Reporting lab	Inconclusive	Negative	Positive	Percent positive	Total
Cross Gardens Care Center		265	1	0%	266
SERANADES BY SONATA WEST ORANGE		236	29	11%	265
THE PLAYERS CHAMPIONSHIP		265			265
NORTH FLORIDA PEDIATRICS - MARIANNA		225	40	15%	265
TGH		1	262	100%	263
VITAS HEALTHCARE CORPORATION OF FL		248	15	6%	263
A PLUS PEDIATRICS		230	32	12%	262
PATHWAY PHARMACY		216	44	17%	260
CLIFFORD CHESTER SIMS VA NURSING HOME		251	9	3%	260
BRADEN RIVER REHABILITATION CENTER LLC		258	2	1%	260
Sunnyside Nursing Home		257	3	1%	260
TERRACES OF LAKE WORTH CARE CENTER□		247	12	5%	259
CONSULATE HEALTHCARE OF KISSIMMEE		247	12	5%	259
FLORIDA WOMAN CARE LABORATORY LLC		232	26	10%	258
MIAMI JEWISH HEALTH SYSTEMS, INC	4	244	10	4%	258
SEAVIEW NURSING AND REHABILITATION CENTER		248	10	4%	258
AZALEA TRACE		245	13	5%	258
ADVENT HEALTH - ORLANDO		195	63	24%	258
BAYVIEW CENTER		251	6	2%	257
MARTIN MEMORIAL MEDICAL CENTER LAB		128	129	50%	257
MARTIN ACQUISITION 1 LLC DBA		242	14	5%	256
EVENT MED SERVICES LABORATORY		251	5	2%	256
HOMESTEAD VILLAGE		243	11	4%	254
VETERANS AFFAIRS ORLANDO VA MEDICAL CENTER			254	100%	254
FELLOWSHIP HOME AT THE FAIRWAY LLC		247	7	3%	254
GEORGE SAFRAN MD PC		240	14	6%	254
SHELL POINT VILLAGE MEDICAL CENTER		246	7	3%	253
KR at Hillsborough Lakes/Lutz Healthcare		243	10	4%	253
LAKESIDE HEALTH CENTER		251	2	1%	253
SPRINGS AT LAKE POINTE WOODS		251	2	1%	253
OAKBROOK HEALTH AND REHABILITATION CENTER	1	238	14	6%	253
CCS - JOSEPH V CONTE		251	2	1%	253
Avante at Lake Worth, Inc.	1	246	6	2%	253
BARTRAM CROSSING		252			252
XPRESS URGENT CARE- PORT ST. LUCIE		106	146	58%	252
STUART - FAIRGROUNDS		219	32	13%	251
FLORIDA CLINICAL LABORATORY-BIOREFERENCE LABORATORIES		99	152	61%	251
CENTRAL FLORIDA HEALTH SERVICES		210	41	16%	251
BARBARA O'REILLY MD PA		246	5	2%	251
BUREAU OF CLINICAL LABORATORIES		209	42	17%	251
Consulate Health Care of St. Petersburg		243	7	3%	250
ADVENT HEALTH - PALM HARBOR ER		201	48	19%	249
UCC - WELLINGTON		3	246	99%	249
ST ANTHONYS REHABILITATION HOSPITAL	9	238	2	1%	249
KINDRED HOSPITAL THE PALM BEACHES		242	6	2%	248
CARRINGTON PLACE OF ST PETE LLC		242	6	2%	248

COVID-19: testing by laboratory

Data through May 4, 2021 verified as of May 5, 2021 at 09:25 AM

Data in this report are provisional and subject to change.

The numbers in the table below represent the number of Florida and non-Florida residents for whom test results were received by the Department of Health. A person can be tested by more than one laboratory and can have both positive and negative results. **Therefore, the sum of the numbers in each column will be larger than the total number of people tested.**

Reporting lab	Inconclusive	Negative	Positive	Percent positive	Total
CARENOW LAKE MARY		45	203	82%	248
The Ponce Therapy Care Center		244	4	2%	248
Orchid Cove at Sarasota		246	1	0%	247
ADVENTHEALTH EXPRESS CARE AT WESLEY CH		218	29	12%	247
AVECINA MOBILE		121	125	51%	246
Heritage Healthcare at Tallahassee		239	7	3%	246
ST AUGUSTINE HEALTH & REHAB CENTER		244	1	0%	245
Flagler Health and Rehabilitation		242	3	1%	245
ROSEWOOD HEALTHCARE & REHABILITATION CENTER		239	6	2%	245
EDGEWOOD NURSING CENTER		235	10	4%	245
MALABAR/ADVENT CENTRA CARE		48	196	80%	244
REGENTS PARK AT AVENTURA		229	15	6%	244
ESCAMBIA COUNTY JAIL	2	178	64	26%	244
PADDOCK RIDGE		240	3	1%	243
GATTOLINE ENTERPRISES, INC. DBA FAMILY CARE PHARMACY		198	45	19%	243
HUNT CLUB PEDIATRIC ASSOCIATES PA		170	73	30%	243
WHITE WILSON MEDICAL CENTER IMMEDIATE CARE		135	108	44%	243
SAMIR EBEID MD		220	23	9%	243
ARCHER HEALTH VENTURES, LLC		217	25	10%	242
GOOD SAMARITAN CARES		236	5	2%	241
life Care Center of Melbourne		224	17	7%	241
PALM GARDEN OF AVENTURA		236	4	2%	240
CAREATC, INC.	1	226	13	5%	240
STERLING HOUSE OF WINTER HAVEN		237	3	1%	240
CLARE BRIDGE OF SARASOTA		238	2	1%	240
SOUTHLAND SUITES OF ORMOND BEACH	4	236			240
ADVANCED MEDICAL GROUP		2	238	99%	240
AMERICAN HOUSE SENIOR LIVING		189	51	21%	240
ORANGE COUNTY HEALTH DEPT		228	11	5%	239
Lake Port Square Health Center		219	19	8%	238
FLORIDA HEALTH CARE PLAN INC		2	235	99%	237
VIERA VA OPC		230	7	3%	237
RIVERSIDE RECOVERY OF TAMPA		234	2	1%	236
SOLARIS SENIOR LIVING VERO BEACH		228	8	3%	236
SUNLIFE PHARMACY		207	29	12%	236
GUEST HOUSE OCALA, THE		224	11	5%	235
BAY TREE CARE AND REHABILITATION CENTER		197	38	16%	235
BAY VUE NURSING AND REHABILITATION CENTER		224	11	5%	235
OAK HAMMOCK AT THE UNIVERSITY OF FLORIDA		229	6	3%	235
RITE MEDICAL CARE PC		231	3	1%	234
FIRSTCARE CLINIC		120	114	49%	234
LCS SANDHILL COVE LLC DBA	6	219	9	4%	234
PINELLAS CARE CENTER		197	36	15%	233
ARDEN COURTS OF FORT MYERS		226	7	3%	233
NORTH FLORIDA PEDIATRICS PA - DUVAL		204	29	12%	233
MANDARIN PEDIATRICS		210	23	10%	233

COVID-19: testing by laboratory

Data through May 4, 2021 verified as of May 5, 2021 at 09:25 AM

Data in this report are provisional and subject to change.

The numbers in the table below represent the number of Florida and non-Florida residents for whom test results were received by the Department of Health. A person can be tested by more than one laboratory and can have both positive and negative results. **Therefore, the sum of the numbers in each column will be larger than the total number of people tested.**

Reporting lab	Inconclusive	Negative	Positive	Percent positive	Total
Lakewood Nursing Center		198	34	15%	232
FORT PIERCE HEALTH CARE		225	7	3%	232
VIERA DEL MAR HEALTH AND REHABILITATION CENTER		219	13	6%	232
ST PETERSBURG PEDIATRICS-EAST BAY	1	196	35	15%	232
FLORIDA MEDICAL CLINIC LLC		153	79	34%	232
Signature healthcare of Jacksonville		226	5	2%	231
CHILDREN MED CARE INC		198	33	14%	231
LAKE REGIONAL URGENT CARE		12	219	95%	231
ARDEN COURTS OF SEMINOLE		190	41	18%	231
ManorCare Health Services-Palm Harbor	1	229	1	0%	231
LYNN HAVEN SPORTS COMPLEX-WALKON CLINIC		21	209	91%	230
MORSE LIFE MEMORY CARE RESIDENCE		220	9	4%	229
VILLA MARIA WEST SKILLED NURSING FACILITY		221	8	3%	229
MEDICAL CONSULTANTS OF FLORIDA LLC	1	193	34	15%	228
FEDERATION CCRC OPERATIONS CORP		226	2	1%	228
ASCENSION MEDICAL GROUP		5	223	98%	228
YOUR FAMILY WALK-IN CLINIC		17	211	93%	228
COLONY CLUB ALF, THE	1	212	15	7%	228
BVM THE BRIDGES LLC		225	2	1%	227
SACRED HEART HEALTH SYSTEM INC		189	38	17%	227
ALLSOUTH URGENT CARE		52	175	77%	227
ADVENT HEALTH - LAKE NONA		193	34	15%	227
ESCAMBIA COUNTY JAIL DETENTION DIVISION		222	5	2%	227
WIREGRASS DIRECT PRIMARY CARE PLLC		190	37	16%	227
PARKS HEALTHCARE & REHABILITATION CTR	4	211	11	5%	226
MCW MENTAL HEALTH LLC		222	4	2%	226
DOCTORS MEMORIAL FAMILY MEDICINE	2	155	68	30%	225
PARK MEADOWS HEALTH AND REHABILITATION CENTER		224	1	0%	225
ABSOLUTE HEALTH INTERNAL MEDICINE AND PEDIATRICS		200	25	11%	225
BORLAND GROOVER CLINIC	1	187	37	16%	225
Kindred Hospital South Florida Hollywood SNU		217	8	4%	225
CORAL GABLES NURSING & REHABILITATION CENTER		214	11	5%	225
NSPIRE HEALTHCARE LAUDERHILL		219	6	3%	225
DISCOVERY VILLAGE AT MELBOURNE		197	27	12%	224
INN AT ASTON GARDENS, THE		216	8	4%	224
MEASE COUNTRYSIDE HOSPITAL		2	222	99%	224
CORAL REEF NURSING & REHABILITATION CENTER		216	8	4%	224
Fouraker Hills Rehab and Nursing		215	9	4%	224
Avante at Melbourne		219	5	2%	224
CONSULATE HEALTH CARE OF MELBOURNE		218	5	2%	223
FLAGLER COUNTY DETENTION CENTER		209	13	6%	222
BENDERSON FAMILY SKILLED NURSING AND		204	18	8%	222
CCS - PAUL REIN DETENTION FACILITY		156	66	30%	222
Signature Healthcare of Ormond		220	2	1%	222
ADVENT HEALTH CENTRA CARE - APOPKA NORTH		192	30	14%	222
MATHISON RETIREMENT COMMUNITY, INC	1	211	10	5%	222

COVID-19: testing by laboratory

Data through May 4, 2021 verified as of May 5, 2021 at 09:25 AM

Data in this report are provisional and subject to change.

The numbers in the table below represent the number of Florida and non-Florida residents for whom test results were received by the Department of Health. A person can be tested by more than one laboratory and can have both positive and negative results. **Therefore, the sum of the numbers in each column will be larger than the total number of people tested.**

Reporting lab	Inconclusive	Negative	Positive	Percent positive	Total
PINNACLES PEDS CARE PA		222			222
HEALTHPOINT MED GRP OF THE EMERALD COAST LLC		182	38	17%	220
Boynton Beach Rehabilitation Center	2	213	5	2%	220
CONCORD LIFE SCIENCES LLC	2	201	17	8%	220
JUNO DERMATOLOGY LLC		202	18	8%	220
SUPERIOR RESIDENCES OF PANAMA CITY BEACH		213	7	3%	220
ANGELS DIAGNOSTIC GROUP		174	45	21%	219
KENILWORTH CARE & REHABILITATION CENTER		201	18	8%	219
ADVENT HEALTH CENTRA CARE - DAYTONA BEACH		94	125	57%	219
WOOD LAKE HEALTH AND REHABILITATION CENTER		219			219
CLERMONT URGENT CARE		1	218	100%	219
PEDIATRIC SPECIALISTS MEDICAL GROUP	1	193	24	11%	218
HIGHLANDS LAKE CENTER		213	5	2%	218
MACTOWN, INC		215	2	1%	217
THE MANOR AT CARPENTERS		185	32	15%	217
MIAMI VA HEALTHCARE SYSTEM			217	100%	217
ST. CLOUD REGIONAL MEDICAL CENTER		199	18	8%	217
LAKE PORT SQUARE		200	17	8%	217
SOUTH BALDWIN REGIONAL MEDICAL CENTER		203	14	6%	217
Hampton Court Nursing and Rehabilitation Center		214	2	1%	216
UNIVERSITY OF MIAMI		78	138	64%	216
BROOKDALE ATRIM WAY		210	6	3%	216
GATEWAY/ADVENT CENTRA CARE	1	24	190	88%	215
BONITA PHARMACY		195	20	9%	215
The Waterford		212	3	1%	215
Taylor Care Center		210	5	2%	215
BOCA RATON REHABILITATION CENTER	4	207	4	2%	215
BAYA URGENT CARE LLC		183	31	14%	214
LABCORP BURLINGTON	1	157	56	26%	214
Sunrise Health and Rehabilitation Center		206	8	4%	214
BLOCK, NATION, CHASE, AND SMOLEN FAMILY MEDICINE		157	57	27%	214
KEY LARGO - LARGO CARGO		193	21	10%	214
LIFE CARE CENTER OF PORT ST. LUCIE		201	12	6%	213
HEALTH FIRST - HOLMES REGIONAL MEDICAL CENTER		32	181	85%	213
San Jose Health & Rehabilitation		207	6	3%	213
HOSPITAL FOR SPECIAL SURGERY		210	3	1%	213
ARDEN COURTS OF DELRAY BEACH FL LLC	3	200	10	5%	213
CONSULATE HEALTH CARE OF WINTER HAVEN		209	4	2%	213
Consulate Healthcare of West Palm Beach		197	16	8%	213
POCONO MEDICAL CENTER		212	1	0%	213
Bayside Health and Rehabilitation		181	31	15%	212
FULGENT GENETICS	3	166	43	20%	212
WALGREENS #04809	1	187	23	11%	211
PALMS MEDICAL GROUP HIGH SPRINGS		174	37	18%	211
PATRIOT MEDICAL LABORATORIES		202	8	4%	210
TUSCAN GARDENS OF PALM COAST		204	6	3%	210

COVID-19: testing by laboratory

Data through May 4, 2021 verified as of May 5, 2021 at 09:25 AM

Data in this report are provisional and subject to change.

The numbers in the table below represent the number of Florida and non-Florida residents for whom test results were received by the Department of Health. A person can be tested by more than one laboratory and can have both positive and negative results. **Therefore, the sum of the numbers in each column will be larger than the total number of people tested.**

Reporting lab	Inconclusive	Negative	Positive	Percent positive	Total
GLENRIDGE ON PALMER RANCH,THE		202	8	4%	210
GOOD SAMARITAN SOCIETY OF DELAND		199	11	5%	210
Royal Oaks Nursing and Rehab		209	1	0%	210
REGENCY PARK		191	19	9%	210
EDWARD J HEALEY REHAB & NURSING CENTER		210			210
THE PALACE NURSING AND REHABILITATION CENTER		209			209
Nspire Health Care Kendall		199	10	5%	209
Whispering Oaks	11	175	23	11%	209
JACKSON COUNTY HEALTH DEPARTMENT		157	52	25%	209
LAB CORP	1	120	87	42%	208
DOLPHIN POINTE HEALTH CARE LLC		185	23	11%	208
FLORIDA DEPARTMENT OF HEALTH IN TAYLOR COUNTY	1	163	43	21%	207
WORKPLACE SCREENING INTELLIGENCE			207	100%	207
WALGREENS #06012		179	28	14%	207
HIALEAH SHORES NURSING AND REHAB CENTER		199	8	4%	207
TARPON POINT NURSING AND REHABILITATION CENTER		203	3	1%	206
NO FLORIDA PEDIATRICS, PA		179	27	13%	206
VILLAGE PEDIATRICS LLC		175	31	15%	206
NEW YORK CITY DEPARTMENT OF HEALTH & MENTAL		171	35	17%	206
ALL SEASONS NAPLES LLC□		198	8	4%	206
MIRACLE HILL NURSING & REHABILITATION CENTER INC		200	6	3%	206
SENIOR LIVING VII TAMPA LLC□	1	195	9	4%	205
Cross Terrace REhabilitation		203	2	1%	205
PALM HARBOR FAMILY PRACTICE & WALK-IN		157	47	23%	204
PCB CLINIC		159	45	22%	204
PATHGROUP LABS LLC		97	107	52%	204
AMA MEDICAL GROUP LLC		171	32	16%	203
JACKSONVILLE NURSING AND REHAB CENTER		195	8	4%	203
PALM GARDEN OF PINELLAS		203			203
BROOKDALE OF SPRING HILL	9	192	2	1%	203
BARKLEY PLACE	1	197	5	2%	203
BRANDON COMMUNITY HEALTH CENTER		175	27	13%	202
POLK COUNTY HEALTH DEPARTMENT		178	24	12%	202
Governors Creek Health and Rehabilitation	1	198	2	1%	201
VAMC WEST PALM LAB		5	196	98%	201
HERITAGE HEALTHCARE AND REHABILITATION CENTER		195	5	3%	200
GRACE PEDIATRICS		168	32	16%	200
AVANTE OF BOCA RATON		198	1	1%	199
ADVENT HEALTH - CARROLLWOOD	4	169	26	13%	199
LAKE WALES OPERATING GROUP LLC		194	5	3%	199
KINDRED HOSPITAL MELBOURNE	1	192	6	3%	199
Lehigh Acres Health and Rehabilitation		186	12	6%	198
DEPARTMENT OF HEALTH & HUMAN SERVICES		198			198
LAUREL POINT CARE ACQUISITION LLC DBA SANDGATE GARDENS REHAB AND NURSI		171	27	14%	198
NSPIRE HEALTHCARE TAMARAC		158	40	20%	198
VIPEDIATRICS PLLC		181	16	8%	197

COVID-19: testing by laboratory

Data through May 4, 2021 verified as of May 5, 2021 at 09:25 AM

Data in this report are provisional and subject to change.

The numbers in the table below represent the number of Florida and non-Florida residents for whom test results were received by the Department of Health. A person can be tested by more than one laboratory and can have both positive and negative results. **Therefore, the sum of the numbers in each column will be larger than the total number of people tested.**

Reporting lab	Inconclusive	Negative	Positive	Percent positive	Total
FORT WALTON REHABILITATION CENTER		158	39	20%	197
CARE CENTERS OF NASSAU		194	3	2%	197
MD NOW MEDICAL CENTERS INC		153	44	22%	197
NADAL PEDIATRICS - VICTORIA STREET (3385)		167	30	15%	197
ABBIEJEAN RUSSELL CARE CENTER□		195	1	1%	196
RIVERWOOD CENTER,THE□		186	10	5%	196
Heritage Park Rehabilitation & Healthcare		177	18	9%	195
FLORIDA HEALTH CARE PLANS INC		2	193	99%	195
JEFFERSON COUNTY HEALTH DEPARTMENT-MONTICELLO		154	41	21%	195
FLORIDA DEPARTMENT OF HEALTH IN ALACHUA COUNTY -		179	16	8%	195
BRUCE S WEST MD	1	193	1	1%	195
SEMINOLE TRIBE OF FLORIDA		162	32	16%	194
CVS		48	146	75%	194
BEACON AT GULF BREEZE, THE	2	181	11	6%	194
FINLAY CLINICAL LABORATORY INC	1	39	154	79%	194
SARNO EXTENDED HOURS		124	69	36%	193
SUMMERFIELD EMERGENCY ROOM		146	47	24%	193
CHARTER SENIOR LIVING OF PANAMA CITY BEACH		172	21	11%	193
CYPRESS POINT LIVING, LLC		177	15	8%	192
GEORGIA DEPARTMENT OF PUBLIC HEALTH	1	5	186	97%	192
EMBRY RIDDLE AERONAUTICAL UNIVERSITY HEALTH SERVICES		1	191	99%	192
NORTH BEACH REHABILITATION CENTER		190	2	1%	192
HAWKINS FAMILY MEDICINE LLC	1	137	54	28%	192
FIRST CHOICE PEDIATRICS SEMORAN		98	94	49%	192
HEARTLAND SOUTH JACKSONVILLE OF JACKSONVILLE FL ,		192			192
HEALTH LINK DIAGNOSTIC LABORATORIES		182	9	5%	191
NEO GENOMICS - FORT MYERS	1	183	6	3%	190
GLADES HEALTH CARE CENTER		187	3	2%	190
Belleair Healthcare Center		184	6	3%	190
SUNY UPSTATE MEDICAL UNIVERSITY		175	15	8%	190
VIERA MANOR ASSISTED LIVING RESIDENCE		182	7	4%	189
TUSCAN GARDENS OF VENETIA MANAGEMENT COMPANY		175	14	7%	189
ARDEN COURTS OF LARGO FL, LLC		167	22	12%	189
CANTERFIELD OF OCALA, LLC		178	11	6%	189
The Inn at Sarasota Bay Club		186	3	2%	189
PHYSICIANS REGIONAL MEDICAL CENTER - PINE RIDGE		20	169	89%	189
OCEAN REEF MEDICAL CENTER		150	38	20%	188
ZON BEACHSIDE LLC□		151	37	20%	188
NIGHT LITE PEDIATRICS WINTER GARDEN		144	44	23%	188
Life Care Center of Altamonte Springs		157	31	16%	188
NO FLORIDA PEDIATRICS, PA - BRADFORD		158	30	16%	188
WOMEN'S CARE FLORIDA LABORATORY		183	5	3%	188
ROSECASTLE OF ZEPHRHILLS		185	3	2%	188
BENTON HOUSE AT OAKLEAF		158	30	16%	188
PLANTATION NURSING & REHAB CENTER		187			187
PEDIATRICS OF GREATER ORLANDO		159	28	15%	187

COVID-19: testing by laboratory

Data through May 4, 2021 verified as of May 5, 2021 at 09:25 AM

Data in this report are provisional and subject to change.

The numbers in the table below represent the number of Florida and non-Florida residents for whom test results were received by the Department of Health. A person can be tested by more than one laboratory and can have both positive and negative results. **Therefore, the sum of the numbers in each column will be larger than the total number of people tested.**

Reporting lab	Inconclusive	Negative	Positive	Percent positive	Total
WEST COAST FAMILY MEDICAL CARE		152	35	19%	187
WEST		166	21	11%	187
AMERICAN FAMILY MEDICAL LLC		144	43	23%	187
MINUTECLINIC DIAGNOSTIC OF TEXAS, LLC		170	17	9%	187
US MEDICAL CARE, INC		164	23	12%	187
CSL PLASMA		31	155	83%	186
ANTHEM LAKES LLC		151	35	19%	186
BAY EDUCATORS WELLNESS CENTER		127	59	32%	186
ADVENT		172	13	7%	185
PPC-LAB EDI ORCHARD BI		176	9	5%	185
CANTERFIELD OF CLAY COUNTY		147	38	21%	185
EXOSOME DIAGNOSTICS	1	164	20	11%	185
PRIMECARE OF DOTHAN		131	54	29%	185
BAPTIST HEALTH PRIMARY CARE	1	134	50	27%	185
ST. JAMES BAY HEALTH AND REHABILITATION CENTER		183	1	1%	184
BROOKDALE ORANGE PARK		182	2	1%	184
SIGNATURE HEALTHCARE OF PORT CHARLOTTE		177	7	4%	184
RDV SPORTSPLEX PEDIATRICS		154	30	16%	184
ARDEN COURTS OF PALM HARBOR		164	20	11%	184
ADVENT HEALTH CENTRA CARE - WESLEY CHAPEL		13	170	93%	183
MERCY MEDICAL URGENT CARE CENTER INC		126	57	31%	183
PEDIATRIC ASSOCIATES AT ARGYLE PA		175	7	4%	182
Emory L Bennett State Veterans Nursing Home		178	3	2%	181
GULFCOAST PEDIATRICS		170	11	6%	181
STERLING HOUSE OF PUNTA GORDA		180	1	1%	181
KINDRED HOSPITAL - SOUTH FLORIDA		177	4	2%	181
EAST NEW YORK DIAGNOSTIC AND TREATMENT		171	9	5%	180
BRIGHTON EGGERT PHARMACY INC		173	7	4%	180
CARE RESOURCE COMMUNITY HEALTH CENTERS INC		169	11	6%	180
Madison Health and Rehabilitation Center		144	36	20%	180
MOBILE INFIRMARY MED CENTER PATH LAB		164	15	8%	179
QUEENS HOSPITAL CENTER	1	168	10	6%	179
MINUTECLINIC DIAGNOSTIC		169	10	6%	179
NORTH FLORIDA INTERNAL MEDICINE PA		145	34	19%	179
TRADITION MEDICAL CENTER LABORATORY		55	123	69%	178
MID FLORIDA PATHOLOGY LLC MOBILE UNIT #4		125	53	30%	178
QUALITY URGENT CARE AND WELLNESS PL	3	128	47	26%	178
CAYUGA MEDICAL CENTER AT ITHACA		173	5	3%	178
LAKEVIEW TERRACE RETIREMENT COMMUNITY		159	19	11%	178
KINDRED HOSPITAL SOUTH FLORIDA		142	35	20%	177
ADVENT HEALTH CENTRA CARE - CARROLLWOOD		5	172	97%	177
ROSECASTLE OF CITRUS		147	30	17%	177
BAYCARE HEALTH SYSTEMS	1	6	170	96%	177
FHMG-FLORIDA HOSPITAL MEDICAL GROUP		150	26	15%	176
Gabisa Medical LLC		175	1	1%	176
ASTON GARDENS AT PELICAN MARSH		169	7	4%	176

COVID-19: testing by laboratory

Data through May 4, 2021 verified as of May 5, 2021 at 09:25 AM

Data in this report are provisional and subject to change.

The numbers in the table below represent the number of Florida and non-Florida residents for whom test results were received by the Department of Health. A person can be tested by more than one laboratory and can have both positive and negative results. **Therefore, the sum of the numbers in each column will be larger than the total number of people tested.**

Reporting lab	Inconclusive	Negative	Positive	Percent positive	Total
Signature Healthcare of Palm Beach		174	2	1%	176
SUWANNEE VALLEY NURSING CENTER		162	14	8%	176
GENE BY GENE		61	115	65%	176
ORLANDO HEALTH EMERGENCY DEPARTMENT		163	12	7%	175
FLORIDA DEPARTMENT OF HEALTH IN WALTON COUNTY		158	17	10%	175
ANCHOR CARE AND REHABILITATION CENTER		173	1	1%	174
HAZELDEN FLORIDA	1	166	7	4%	174
COASTAL INTERNAL MEDICINE		134	40	23%	174
CENTRAL FLORIDA HEALTHCARE GROUP LLC		151	23	13%	174
HARBOR BEACH NURSING AND REHABILITATION CENTER		145	28	16%	173
TERRACE AT HOBE SOUND, THE	1	158	14	8%	173
URGENT CARE OF THE PALM BEACHES, NORTH PALM BEACH			172	100%	172
WOODBIDGE FACILITY INC		166	6	3%	172
BROOKDALE FORT MYERS THE COLONY		167	4	2%	171
SOMERBY LAKE NONA		164	7	4%	171
BIGGERS FAMILY MEDICINE PA	1	155	15	9%	171
WILTON MANORS HEALTH & REHABILITATION CENTER		162	9	5%	171
HEARTLAND HEALTHCARE AND REHAB CENTER		146	24	14%	170
FINNISH AMERICAN REST HOME-ALF		168	2	1%	170
ST JOHNS COUNTY DETENTION CENTER		170			170
ADVENT HEALTH CENTRA CARE - TEMPLE TERRACE	1	104	64	38%	169
Life Care Center of Orlando		164	5	3%	169
ATMORE COMMUNITY HOSPITAL LABORATORY		140	29	17%	169
WESLEY HAVEN VILLA	1	132	35	21%	168
SACRED HEART MEDICAL GROUP URGENT CARE		140	28	17%	168
PANAMA CITY DEVELOPMENTAL CENTER□		168			168
Peninsula Care and Rehab		156	12	7%	168
OSPREY VILLAGE AT AMELIA ISLAND LTD		157	10	6%	167
MEADOWCREST FAMILY PHYSICIANS		98	69	41%	167
ADVENTHEALTH MEDICAL GROUP FAMILY MEDICINE AT		126	41	25%	167
KRYSTAL BAY NURSING AND REHABILITATION		160	6	4%	166
ANYLABTEST NOW		158	8	5%	166
BROOKDALE BONITA SPRINGS		162	3	2%	165
CITRUS HEALTH AND REHAB		132	33	20%	165
CITRUS MEMORIAL HOSPITAL			165	100%	165
Nemours Children's Urgent Care		80	85	52%	165
THE ARLINGTON OF NAPLES INC.		162	3	2%	165
HOSPICE OF THE TREASURE COAST		159	5	3%	164
WRIGHTS HEALTH CARE AND REHABILITATION CENTER		134	30	18%	164
SOUTH GEORGIA MEDICAL CENTER		111	53	32%	164
GRAVITY DIAGNOSTICS		56	108	66%	164
JPR URGENT MEDICAL CARE		159	5	3%	164
NORTH PORT REHABILITATION AND NURSING CENTER□		163	1	1%	164
PROMPT CARE OF CENTRAL FLORIDA			163	100%	163
PRECISION GENETICS, INC		157	6	4%	163
TRI COUNTY NURSING HOME		162	1	1%	163

COVID-19: testing by laboratory

Data through May 4, 2021 verified as of May 5, 2021 at 09:25 AM

Data in this report are provisional and subject to change.

The numbers in the table below represent the number of Florida and non-Florida residents for whom test results were received by the Department of Health. A person can be tested by more than one laboratory and can have both positive and negative results. **Therefore, the sum of the numbers in each column will be larger than the total number of people tested.**

Reporting lab	Inconclusive	Negative	Positive	Percent positive	Total
BRADENTON HEALTH CARE		163			163
ISLAND HEALTH AND REHABILITATION CENTER		159	4	2%	163
GARDENS HEALTH NH LLC		159	3	2%	162
WALTON PLACE		162			162
MAINSTREAM DIAGNOSTIC LABORATORY LLC		137	25	15%	162
DESOTO PALMS ALF		155	6	4%	161
ALLCARE MEDICAL CENTERS PC		137	24	15%	161
CHERRY OAK PALM BEACH COUNTY		153	8	5%	161
FAWCETT MEMORIAL HOSPITAL LABORATORY			161	100%	161
DOCTORS MEMORIAL FAMILY PRACTICE	2	122	37	23%	161
GREENBRIAR REHABILITATION AND NURSING CENTER	1	159			160
TUSCAN ISLE CHAMPIONSGATE OP CO LLC		158	2	1%	160
ARCADIA HEALTH AND REHABILITATION CENTER		100	60	38%	160
KEYSTONE REHAB		160			160
F&T MEDICAL RESEARCH, INC		160			160
MINUTECLINIC DIAGNOSTIC OF SOUTH CARO		135	24	15%	159
POINTE, THE		131	28	18%	159
BROOKDALE PENSACOLA		158	1	1%	159
MAGNOLIA MEDICAL CLINIC		47	111	70%	158
WUESTHOFF REF LABORATORY			158	100%	158
GRAND AVE PHARMACY		112	46	29%	158
ALL FLORIDA FAMILY AND SPORTS MEDICINE		134	23	15%	157
TIMBERRIDGE NURSING HOME & REHAB		123	34	22%	157
OCALA CBOC		147	10	6%	157
AMERICAN HOUSE COCONUT POINT		136	21	13%	157
Englewood Healthcare and Rehab		141	15	10%	156
MD NOW MEDICAL CENTERS, INC.		121	35	22%	156
WALGREENS 6221		138	18	12%	156
PROVIDENCE HOSPITAL LABORATORY		147	9	6%	156
COCOA BEACH/ADVENT CENTRA		41	114	74%	155
DIAMOND RIDGE		147	8	5%	155
CRANE CENTER		124	31	20%	155
PHYSICIAN PARTNERS PERRY		91	64	41%	155
CORNERSTONE MEDICAL CARE OF BRANDON PL		126	29	19%	155
OPPENHEIMER PLASTIC SURGERY LLC		150	5	3%	155
FAMILY EXTENDED CARE OF CENTRAL TAMPA		137	18	12%	155
PRUITT HEALTH		152	2	1%	154
FAWCETT MEMORIAL HOSPITAL-LAB		39	115	75%	154
CORE BIO LABS		76	78	51%	154
PALMETTO FACILITY INC	1	153			154
LEE MEMORIAL HEALTH SYSTEM HEALTH FAIR		147	6	4%	153
SUNNY HILLS ALF OF SEBRING INC		140	13	8%	153
AEGIS MEDICAL GROUP		128	24	16%	152
CLEARWATER STATMED QUICK QUALITY CLINICS		43	109	72%	152
LONGWOOD CARDIOLOGY			152	100%	152
WILLOW BROOKE COURT AT AZALEA TRACE		149	3	2%	152

COVID-19: testing by laboratory

Data through May 4, 2021 verified as of May 5, 2021 at 09:25 AM

Data in this report are provisional and subject to change.

The numbers in the table below represent the number of Florida and non-Florida residents for whom test results were received by the Department of Health. A person can be tested by more than one laboratory and can have both positive and negative results. **Therefore, the sum of the numbers in each column will be larger than the total number of people tested.**

Reporting lab	Inconclusive	Negative	Positive	Percent positive	Total
TGH URGENT CARE – SEMINOLE			152	100%	152
NAPHCARE, INC.		142	10	7%	152
NAVARRE GARDENS LLC		127	25	16%	152
LABORATORY OF FLORIDA		97	55	36%	152
Lakeside Oaks Care Center		146	5	3%	151
Centre Pointe Health and Rehabilitation Center		140	11	7%	151
ORANGE COUNTY CORRECTIONS HEALTH SERVICES		121	30	20%	151
MACKOUL PEDIATRICS FORT MYERS		130	21	14%	151
REFUAH HEALTH CENTER LABORATORY		143	8	5%	151
ADVENTHEALTH HOSPICE CARE CENTRAL FLORIDA		147	4	3%	151
PALM BEACH COUNTY HEALTH DEPT LAB	4	140	7	5%	151
REGENCY OAKS HEALTH CENTER		149	2	1%	151
OHI WEST INC		138	13	9%	151
CROSSWINDS HEALTH AND REHABILITATION CENTER	1	147	2	1%	150
GOLD CHOICE SENIOR COMMUNITIES		109	41	27%	150
SONATA COCONUT CREEK	2	125	23	15%	150
The Crossroads		149	1	1%	150
MINUTECLINIC LLC #4987		133	17	11%	150
OAKHURST CENTER		142	7	5%	149
PRECISION HEALTH RESOURCES, LLC	1	133	15	10%	149
CLINICA HISPANA		1	148	99%	149
East Bay Rehabilitation Center		113	35	24%	148
MEMORY CARE OF NAPLES		147	1	1%	148
LIFE CARE CENTER OF JACKSONVILLE		127	21	14%	148
ALLIANCE PEDIATRICS		116	32	22%	148
MILLENNIUM LAB SERVICES			148	100%	148
SEAGRASS VILLAGE FLEMING ISLAND		111	37	25%	148
MED COMP SCIENCES		3	145	98%	148
SANIBEL INTERNAL MEDICINE, LLC		142	5	3%	147
PROVISTA DIAGNOSTICS, INC		144	3	2%	147
KINDRED HOSPITAL NORTH FLORIDA	3	136	8	5%	147
GRAND VILLA OF ORMOND BEACH		141	6	4%	147
Summit Medical Group		135	12	8%	147
DAYSRING VILLAGE		125	22	15%	147
WEDGEWOOD HEALTHCARE CENTER		94	52	36%	146
WINDSOR OF LAKEWOOD RANCH,THE		144	2	1%	146
Quail Run Health Care Center		146			146
BOSTON RED SOX CLUB LP		144	2	1%	146
LANDMARK HOSPITAL SOUTHWEST FLORIDA LLC		141	5	3%	146
WILLOWBROOKE COURT AT ST ANDREWS ESTATES		140	5	3%	145
OMNI HEALTHCARE, INC		138	7	5%	145
DAYSRING SENIOR LIVING LLC		143	2	1%	145
ADVENTHEALTH CENTRA CARE PONCIANA	1	81	63	43%	145
REGENCY CARE OF BLOUNTSTOWN LLC		135	10	7%	145
BROOKDALE CAPE CORAL		145			145
MV MEDICAL PRACTICE DBA PRIMARY URGENT CARE		137	7	5%	144

COVID-19: testing by laboratory

Data through May 4, 2021 verified as of May 5, 2021 at 09:25 AM

Data in this report are provisional and subject to change.

The numbers in the table below represent the number of Florida and non-Florida residents for whom test results were received by the Department of Health. A person can be tested by more than one laboratory and can have both positive and negative results. **Therefore, the sum of the numbers in each column will be larger than the total number of people tested.**

Reporting lab	Inconclusive	Negative	Positive	Percent positive	Total
NORTHEAST FLORIDA STATE HOSP-NURSING		143	1	1%	144
NCRNC INC		140	4	3%	144
DIAGNOSTIC LABORATORY OF OKLAHOMA		118	26	18%	144
OAKS OF KISSIMMEE HEALTH AND REHABILITATION CENTER		140	3	2%	143
JEFFERY WEINZWEIG		2	141	99%	143
SMILEY MEDICAL GROUP		108	35	24%	143
FG RAPID		138	5	3%	143
COASTAL DETOX		139	3	2%	142
TURNING POINT OF TAMPA		134	8	6%	142
DB MD		126	16	11%	142
Arbor Springs Health and Rehab		141			141
KINGS BAY PEDIATRICS LLC		135	6	4%	141
RESEARCH CENTERS OF AMERICA, LLC		117	24	17%	141
PORT ST LUCIE REHABILITATION AND HEALTHCARE		98	43	30%	141
GATEWAY CARE CENTER		139	2	1%	141
MINUTECLINIC DIAGNOSTIC OF NORTH CAROL		116	25	18%	141
NOVARI CARE LLC		97	44	31%	141
LabCorp L#09258090 M#09258105		74	67	48%	141
UNITED CLINICAL LABORATORIES		132	9	6%	141
CARENOW URGENT CARE - LAKE MARY			140	100%	140
ARDEN COURTS OF LELY PALMS		138	2	1%	140
ADVENT HEALTH - FOUR CORNERS ER		103	37	26%	140
JOHN KNOX VILLAGE OF CENTRAL FLORIDA		135	5	4%	140
GRAND OAKS HEALTH & REHABILITATION		138	1	1%	139
BENTLEY VILLAGE II		129	10	7%	139
Gulf Coast Healthcare (Longwood Health and Rehab		118	21	15%	139
A2Z DIAGNOSTICS		138	1	1%	139
ADVENT HEALTH CENTRA CARE - CITRUS PARK		9	129	93%	138
DOCTOR'S IN HOUSE LABORATORY		18	120	87%	138
HIGHLANDS MEDICAL CENTER		135	3	2%	138
MANOR CARE OF PALM HARBOR		135	3	2%	138
BIODESIX, INC.		106	32	23%	138
ADVENT HEALTH CENTRA CARE - DELAND		28	110	80%	138
Lakeside Nursing and Rehabilitation Center	1	112	25	18%	138
AMERICAN PATHOLOGY PARTNERS		136	2	1%	138
SURFSIDE URGENT CARE		112	26	19%	138
AHEC CLINIC		8	130	94%	138
GRAND VILLA OF LAKELAND		132	6	4%	138
MANOR AT BLUEWATER BAY		131	7	5%	138
WELLOW URGENT CARE PC		136	2	1%	138
CLARE BRIDGE OF CAPE CORAL	1	136			137
LABCORP RTP		54	83	61%	137
HARBORCHASE OF VERO BEACH	1	117	19	14%	137
LONGWOOD HEALTH AND REHABILITATION CENTER		125	12	9%	137
SPRING HAVEN RETIREMENT	1	133	3	2%	137
ADVENT HEALTH CENTRA CARE - ORANGE CITY	1	53	82	60%	136

COVID-19: testing by laboratory

Data through May 4, 2021 verified as of May 5, 2021 at 09:25 AM

Data in this report are provisional and subject to change.

The numbers in the table below represent the number of Florida and non-Florida residents for whom test results were received by the Department of Health. A person can be tested by more than one laboratory and can have both positive and negative results. **Therefore, the sum of the numbers in each column will be larger than the total number of people tested.**

Reporting lab	Inconclusive	Negative	Positive	Percent positive	Total
QUALITY URGENT CARE AND WELLNESS		91	45	33%	136
VILLAGE ON THE ISLE		130	6	4%	136
SONATA DELRAY BEACH		125	11	8%	136
PACIFICA SUNRISE		128	8	6%	136
ARIZONA DEPARTMENT OF HEALTH SERVICES		5	131	96%	136
PEDIATRIC SERVICES AND BREATHING CENTER PA		107	29	21%	136
IRL MARKET LAB ALACHUA		104	31	23%	135
SEVEN HILLS HEALTH AND REHABILITATION CENTER		119	16	12%	135
VITAS HEALTHCARE		123	12	9%	135
SUMMIT MEDICAL GROUP PA		122	13	10%	135
SONNIS PEDIATRICS PA		119	16	12%	135
BAY REGIONAL URGENT CARE	1	91	43	32%	135
KEYSTYLE LIVING LLC	1	133	1	1%	135
PEDIATRIC CARE CENTER		135			135
SONATA WEST		133	2	1%	135
ST PETERSBURG PEDIATRICS-MLK JUNIOR BLVD		125	10	7%	135
OAKS OF CLEARWATER, THE		132	3	2%	135
SOUTH CAMPUS FACILITY INC		122	12	9%	134
SUNY UPSTATE OVERFLOW LABORATORY		134			134
The Crossings		132	2	1%	134
STEWART MEDICAL GROUP		34	100	75%	134
SANDALWOOD NURSING CENTER		127	7	5%	134
ADVANCED MEDICAL CENTER		86	48	36%	134
PANCARE HEALTH GULF COUNTY		104	29	22%	133
MINUTECLINIC DIAGNOSTIC OF NORTH CARO		118	15	11%	133
ROHR HOME		127	5	4%	132
THE REHABILITATION CENTER OF LAKE CITY		127	5	4%	132
ALTERNATIVE LIVING, INC DBA TWIN CITIES PAVILION		129	3	2%	132
LAKELAND REGIONAL HEALTH LAKE MIRIAM	3	87	42	32%	132
MICRO PATH LABORATORIES INC		129	3	2%	132
CENTRACARE		18	114	86%	132
VITAS HEALTHCARE CORPORATION OF FLORIDA		128	4	3%	132
DIATHERIX LABORATORIES		76	56	42%	132
AMERICAN HOUSE-BONITA SPRINGS		131	1	1%	132
HEARTLAND PHARMACY LAKE PLACID, INC		99	32	24%	131
THE WELLNESS CENTER AT LAKEWOOD RANCH		43	88	67%	131
GRAND VILLA OF DELAND		123	8	6%	131
INTEGRATED REGIONAL LABORATORIES		119	12	9%	131
ARBOR TERRACE SAN JOSE LLC	3	126	2	2%	131
Alhambra Health and Rehabilitation		131			131
BLOCK NATION CHASE		106	25	19%	131
FOUNTAINS OF HOPE LLC, THE		130	1	1%	131
L&S SENIOR CARE DBA ARCADIA OAKS	4	125	1	1%	130
COQUINA CENTER		125	5	4%	130
ARDEN COURTS OF WEST PALM BEACH		125	5	4%	130
MOOSEHAVEN LIFE CARE CENTER		130			130

COVID-19: testing by laboratory

Data through May 4, 2021 verified as of May 5, 2021 at 09:25 AM

Data in this report are provisional and subject to change.

The numbers in the table below represent the number of Florida and non-Florida residents for whom test results were received by the Department of Health. A person can be tested by more than one laboratory and can have both positive and negative results. **Therefore, the sum of the numbers in each column will be larger than the total number of people tested.**

Reporting lab	Inconclusive	Negative	Positive	Percent positive	Total
CHARLES CROFT MD	1	127	2	2%	130
MEYER PEDIATRICS		114	16	12%	130
EMERALD COAST BEHAVIORAL HOSPITAL		122	7	5%	129
LIFESTREAM BEHAVIORIAL CENTER		104	25	19%	129
AVOW HOSPICE INC		129			129
SOLARIS SENIOR LIVING OF MERRITT ISLAND		124	5	4%	129
QUICK CARE MED PL CR		80	49	38%	129
TRI-COUNTY NURSING HOME		117	12	9%	129
SUNRISE SENIOR LIVING OF JACKSONVILLE		120	9	7%	129
PANAMA PHARMACY	3	108	18	14%	129
MORTON PLANT HOSPITAL NURSING		2	127	98%	129
BMHSI-AEL MICROBIOLOGY LABORATORY	2	102	25	19%	129
TGH URGENT CARE - TYRONE		3	126	98%	129
ORANGE PARK PEDIATRICS		117	11	9%	128
SEMINOLE SPORTS AND FAMILY MEDICINE		112	16	13%	128
THE CLUB AND REHABILITATION CENTER		126	1	1%	127
FLORIDA DEPARTMENT OF HEALTH IN LAKE COUNTY	1	79	47	37%	127
THE COURTYARD ASSISTED LIVING		123	4	3%	127
KINDRED HOSPITAL-BAY AREA-ST PETERSBURG LAB	1	120	6	5%	127
GESSLER CLINIC PA		98	29	23%	127
AVANTE AT ORLANDO INC		126	1	1%	127
IQBAL A FARUQUI MD		93	34	27%	127
SHOAL CREEK REHABILITATION CENTER		85	42	33%	127
HILLSBOROUGH COUNTY DEVELOPMENTAL CTR	1	117	9	7%	127
TIFFANY HALL NURSING AND REHAB CENTER		117	9	7%	126
DOCTOR TODAY TLC LLC		84	42	33%	126
WINDERMERE MEDICAL CENTER		119	6	5%	125
THREE OAKS PHARMACY INC		112	13	10%	125
PUTNAM COUNTY SHERIFFS OFFICE		115	10	8%	125
LATE HOURS URGENT CARE		66	59	47%	125
PRIME HEALTH OF NORTH PORT LLC		105	20	16%	125
BROOKDALE PALM COAST		125			125
VITAS HEALTHCARE CORP OF FLORIDA		124	1	1%	125
HOSPICE OF MARTIN & ST LUCIE, INC		121	3	2%	124
ADVENT HEALTH CENTRA CARE - BRANDON		31	93	75%	124
PALMS EDGE	1	115	8	6%	124
ARBOR GLEN AT ARBOR TRACE	2	113	9	7%	124
Mt Sinai Aventura			124	100%	124
NORTH FL SOUTH GA HCS-MALCOM RANDALL VAMC			124	100%	124
MONTEFIORE MEDICAL CENTER LABORATORIES - MOSES		114	10	8%	124
FLORIDA ATLANTIC UNIVERSITY		116	8	6%	124
GIBBENS FAMILY MEDICAL, LLC		104	20	16%	124
ISLAND URGENT CARE PLLC DBA AFC URGENT CARE		123	1	1%	124
SOUTH LAKE PEDIATRICS		106	18	15%	124
CITRUS MEMORIAL HEALTH SYSTEM LAB		2	121	98%	123
ARDEN COURTS OF SARASOTA		105	18	15%	123

COVID-19: testing by laboratory

Data through May 4, 2021 verified as of May 5, 2021 at 09:25 AM

Data in this report are provisional and subject to change.

The numbers in the table below represent the number of Florida and non-Florida residents for whom test results were received by the Department of Health. A person can be tested by more than one laboratory and can have both positive and negative results. **Therefore, the sum of the numbers in each column will be larger than the total number of people tested.**

Reporting lab	Inconclusive	Negative	Positive	Percent positive	Total
GENEDX		48	75	61%	123
PICH KTM CORP DBA MEDTOWN PHARMACY		106	17	14%	123
WESTCHESTER MEDICAL CENTER	1	117	5	4%	123
FHMG LAKE MARY PEDS		107	16	13%	123
Golfview Healthcare Center		117	6	5%	123
PSL NAPLES BH OPERATIONS, LLC		123			123
TALLAHASSEE VA OPC		115	8	7%	123
PHYSICIANS REGIONAL CLINIC		92	30	25%	122
UNIVERSTIY CENTER MEDICAL LLC DBA	1	115	6	5%	122
ADVANCED EMURGENT CARE		28	94	77%	122
MINUTECLINIC DIAGNOSTIC OF RHODE ISLAND, LLC #729		118	4	3%	122
PARKVIEW HEALTH		121	1	1%	122
AESTHETIC SURGERY CENTER OF WINTER PARK, THE	3	113	5	4%	121
URGENT CARE TCMA			121	100%	121
FHMG- FLORIDA HOSPITAL MEDICAL GROUP		107	14	12%	121
ADVENTHEALTH MEDICAL GROUP PRIMARY CARE		112	9	7%	121
EC OPCO CARROLLWOOD LLC		114	7	6%	121
Sandy Ridge Center for Rehabilitation and Healing		100	21	17%	121
BROOKDALE JENSEN BEACH		118	3	2%	121
PINELLAS COUNTY JAIL			121	100%	121
Crystal Health & Rehab Center		115	6	5%	121
FLAGLER COLLEGE HEALTH SERVICES		86	34	28%	120
ARBOR TERRACE ORTEGA LLC	2	116	2	2%	120
HOSPICE OF THE EMERALD COAST INC - PANAMA CITY	2	111	7	6%	120
MY CLINICAL LAB INC		17	103	86%	120
J FRANK AVEY MD		93	27	23%	120
VIERA HOSPITAL			120	100%	120
HOBDAIRI FAMILY HEALTH LLC		83	37	31%	120
RDX BIOSCIENCE		60	59	50%	119
MED ONE AT SAINT AUGUSTINE		87	32	27%	119
MATHISON RETIREMENT COMMUNITY		114	5	4%	119
Hialeah Nursing And Rehabilitation Center		113	6	5%	119
COASTAL HEALTH AND REHAB		110	9	8%	119
TUSCAN ISLE OPERATING COMPANY LLC DBA		114	4	3%	118
UNIVERSITY HEALTH SYSTEM INC		107	11	9%	118
TREASURE COAST URGENT & FAMILY CARE		81	37	31%	118
GRAND OAKS OF JENSEN BEACH LLC		113	5	4%	118
ISLAND DOCTORS		23	95	81%	118
VILLAS OF HOLLY BROOK - BRADENTON 14TH		116	2	2%	118
BROWARD HEALTH CORAL SPRINGS EPIDEMIOLOGY DEPT		1	117	99%	118
PATRICK AIR FORCE BASE		7	111	94%	118
SH HERON EAST LLC		103	15	13%	118
BROOKDALE COLONIAL PARK	2	114	1	1%	117
MD 365 MEDICAL CARE		116	1	1%	117
DOCTORS CENTER PA,THE		101	16	14%	117
NEIGHBORHOOD MEDICAL CENTER		112	5	4%	117

COVID-19: testing by laboratory

Data through May 4, 2021 verified as of May 5, 2021 at 09:25 AM

Data in this report are provisional and subject to change.

The numbers in the table below represent the number of Florida and non-Florida residents for whom test results were received by the Department of Health. A person can be tested by more than one laboratory and can have both positive and negative results. **Therefore, the sum of the numbers in each column will be larger than the total number of people tested.**

Reporting lab	Inconclusive	Negative	Positive	Percent positive	Total
CSL PLASMA INC		11	106	91%	117
DELAND WELLNESS CENTER			116	100%	116
MINUTECLINIC DIAGNOSTIC OF OHIO LLC		94	22	19%	116
BAY PINES MEDICAL ASSOCIATES		1	115	99%	116
LEE COUNTY SCHOOL DISTRICT	1	108	7	6%	116
CONSULATE HEALTH CARE OF SARASOTA□	1	115			116
LENOX HILL HOSPITAL		107	9	8%	116
PALM BAY HOSPITAL			116	100%	116
BELVEDERE COMMONS OF FORT WALTON BEACH		106	10	9%	116
WESTWOOD NURSING & REHAB		82	34	29%	116
UNIVERSITY COMMUNITY HOSPITAL		100	16	14%	116
SOUTH BALDWIN MEDICAL CENTER GULF SHORES		92	23	20%	115
TROPICANA MANUFACTURING COMPANY INC		108	7	6%	115
TREASURE COAST MEDICAL ASSOCIATES		4	111	97%	115
SUNFLOWER SPRINGS ASSISTED LIVING		105	10	9%	115
THE POINTE AT CEDAR PARK		114	1	1%	115
CABANA AT JENSEN DUNES, THE		111	4	3%	115
CARE CENTERS OF NASSAU, LLC - HENDRICKS RD		114	1	1%	115
TREASURE COAST FORENSIC TREATMENT CTR		94	21	18%	115
CAREATC		30	85	74%	115
TREASURE COAST PRIMARY CARE		93	21	18%	114
ELAN BUENA VISTA		97	17	15%	114
Courtyards of Orlando Care Center		102	12	11%	114
BLISS HEALTHCARE SERVICES	1	88	25	22%	114
UNIVERSITY MEDICAL CENTER SUITES		100	14	12%	114
CAN COMMUNITY HEALTH		112	2	2%	114
TREASURE COAST PEDIATRICS PA		106	7	6%	113
G & R HEALTH MART PHARMACY		93	20	18%	113
BENTLEY CARE CENTER		112	1	1%	113
CLEVELAND CLINIC FOUNDATION		12	100	89%	112
ALLIED HEALTH FORT PIERCE		112			112
VRL EUROFINs - HAWAII		112			112
NORTH SHORE MEDICAL LABS	1	104	7	6%	112
PM PEDIATRICS		98	13	12%	111
ALL MY KIDS PEDIATRICS INC		78	33	30%	111
HARBORCHASE OF NAPLES		97	14	13%	111
MINUTECLINIC DIAGNOSTIC OF SOUTH CAROLINA, LLC		91	20	18%	111
MG PORT CHARLOTTE II SUBTENANT LLC		99	12	11%	111
CAREMOUNT MEDICAL - PATHOLOGY		106	4	4%	110
ST JOSEPHS HOSPITAL SOUTH HOSPITAL		1	109	99%	110
LAKE HOUSE ASSISTED LIVING		93	17	15%	110
Riviera Health Resort		108	1	1%	109
WHITE PLAINS HOSPITAL CENTER LAB		105	4	4%	109
AU HEALTH		93	16	15%	109
BAPTIST MEDICAL CENTER SOUTH		86	22	20%	108
ENCOMPASS HEALTH REHABILITATION HOSPITAL OF LARGO		105	3	3%	108

COVID-19: testing by laboratory

Data through May 4, 2021 verified as of May 5, 2021 at 09:25 AM

Data in this report are provisional and subject to change.

The numbers in the table below represent the number of Florida and non-Florida residents for whom test results were received by the Department of Health. A person can be tested by more than one laboratory and can have both positive and negative results. **Therefore, the sum of the numbers in each column will be larger than the total number of people tested.**

Reporting lab	Inconclusive	Negative	Positive	Percent positive	Total
North Lake Care Center		107	1	1%	108
EVANS HEALTH CARE		106	2	2%	108
EXPRESS DOCS LLC		11	97	90%	108
ASHRAF MEDICAL GROUP PLLC DBA PULSE MD		105	3	3%	108
TOTAL CARE PLUS LLC			108	100%	108
NAVY HOSPITAL			107	100%	107
MENORAH HOUSE		106	1	1%	107
CHILDRENS CLINIC		56	51	48%	107
Ocala Oaks Rehabilitation Center		101	6	6%	107
BAY VIEW HEALTHCARE		85	22	21%	107
ENCOMPASS HEALTH REHABILITATION HOSPITAL		105	1	1%	106
BROOKDALE CANOPY OAKS		74	32	30%	106
VILLAGES VA CBOC	2	98	6	6%	106
HEART OF FLORIDA REGIONAL MED CTR		35	71	67%	106
SMS DO PA		88	18	17%	106
ELMCROFT OF BELLA VITA		98	8	8%	106
GUIDEWELL EMERGENCY MEDICINE DOCTORS LLC		68	38	36%	106
Cross Landings Health and Rehabilitation		101	5	5%	106
NORTH FLORIDA EVALUATION AND TREATMENT CENTER	2	99	5	5%	106
AFTER HOURS PEDIATRICS			106	100%	106
RARITAN BAY PERTH AMBOY		97	9	8%	106
325TH MEDICAL GROUP		87	19	18%	106
LECONTE MEDICAL CENTER LAB		86	19	18%	105
MAJESTIC OAKS		102	3	3%	105
WE SCREEN LLC		99	6	6%	105
MIAMI BEACH COMMUNITY HEALTH CENTER		2	103	98%	105
MEDICAL CONSULTANTS OF FLORIDA DBA	1	90	14	13%	105
ST PETERSBURG PEDIATRICS-SEMINOLE		92	13	12%	105
EAST RIDGE RETIREMENT VILLAGE INC		104			104
WALGREENS CO		93	11	11%	104
ORLANDO LUTHERAN TOWERS ASSISTED LIVING		104			104
VISTA MANOR		92	12	12%	104
PORT CHARLOTTE REHABILITATION CENTER		90	14	13%	104
PREDICTIVE LABORATORIES, INC	1	90	13	13%	104
PEDIATRIC CARE CENTER- JACKSONVILLE BEACH		75	29	28%	104
KALEIDA HEALTH CENTER FOR LABORATORY		98	6	6%	104
GRANDE, THE	2	98	4	4%	104
NORTH CENTRAL BRONX HOSPITAL		98	5	5%	103
COLONY CARE CENTER		87	16	16%	103
SUNSHINE GARDENS		102	1	1%	103
ST MARK ASSISTED LIVING CENTER	1	90	12	12%	103
ENCOMPASS HEALTH REHABILITATION HOSPITAL OF SARASOTA		102	1	1%	103
BROOKDALE VERO BEACH SOUTH AL		101	1	1%	102
Gulfport Rehabilitation Center		99	3	3%	102
PruittHealth Fleming Island		87	15	15%	102
GRACE MEDICAL HOME		83	19	19%	102

COVID-19: testing by laboratory

Data through May 4, 2021 verified as of May 5, 2021 at 09:25 AM

Data in this report are provisional and subject to change.

The numbers in the table below represent the number of Florida and non-Florida residents for whom test results were received by the Department of Health. A person can be tested by more than one laboratory and can have both positive and negative results. **Therefore, the sum of the numbers in each column will be larger than the total number of people tested.**

Reporting lab	Inconclusive	Negative	Positive	Percent positive	Total
PUBLIC SQUARE PHARMACY LLC		81	21	21%	102
HENNEPIN HEALTHCARE LABORATORY		102			102
MEDSTAR LABORATORY INC	1	100	1	1%	102
COASTAL LABORATORIES OF FLORIDA		89	12	12%	101
MACADAMS HOME HEALTH AGENCY		100	1	1%	101
CCS - BROWARD COUNTY JAIL		94	7	7%	101
HAWTHORN HOUSE		87	14	14%	101
EMERALD COAST CENTER		96	4	4%	100
CENTRAL FLORIDA HEALTH CARE		47	53	53%	100
PENNSYLVANIA DEPT OF HEALTH		21	79	79%	100
Consulate Health Care of Port Charlotte		98	2	2%	100
MAIN STREET MEDICAL CENTER OF CRESTVIEW PA		76	24	24%	100
DOUGLAS T JACOBSON STATE VETERANS HOME		100			100
GLOBAL CENTRAL LABS AT PPD	2	88	10	10%	100
MILLENNIA ADVANCED SCIENTIFIC LLC		49	51	51%	100
Consulate Health Care of Jacksonville		85	14	14%	99
DEVANSH LAB WERKS INC		79	20	20%	99
LPG PRIMARY CARE AT SURFSIDE		87	12	12%	99
HUNTSVILLE HOSPITAL LABORATORY		71	28	28%	99
LAFAYETTE NURSING AND REHABILITATION CENTER		97	2	2%	99
PANIRA HEALTHCARE CLINIC		2	97	98%	99
CRESTVIEW URGENT CARE	1	20	78	79%	99
KORGENE LAB	1	28	69	70%	98
SHERMAN-ABRAMS LABORATORY INC		91	7	7%	98
LANDMARK, THE		48	50	51%	98
VALLEY MEDICAL CENTER		91	7	7%	98
SEMINOLE COUNTY HEALTH DEPARTMENT		79	19	19%	98
URINEGOODHANDS LLC		96	2	2%	98
GOOD HEARTS COVID TESTING		55	43	44%	98
PLAZA OF HALLANDALE BEACH		98			98
FLORIDA COMMUNITY HEALTH CENTERS INC			98	100%	98
PRIMECARE AT TWIN LAKES		2	95	98%	97
CVS NY4098030POCT NEW YORK		96	1	1%	97
RIDGEWOOD DIAGNOSTIC LABORATORY		92	5	5%	97
MINNESOTA TWINS		92	5	5%	97
SUPERIOR RESIDENCES OF LECANTO		82	15	15%	97
HURLBURT FIELD CLINIC		39	58	60%	97
WINDSOR OAKS		96	1	1%	97
ARBOR TRAIL		77	20	21%	97
HEALTH CENTERS AT BRENTWOOD		96	1	1%	97
MIRIMUS CLINICAL LABS	2	42	53	55%	97
SIGNATURE HEALTHCARE OF MIDDLEBURG		94	2	2%	96
LABFIRST - DEPARTMENT OF PATHOLOGY		92	4	4%	96
PEDIATRIC ASSOCIATES ORLANDO		82	14	15%	96
Winter Park Care and Rehab		95	1	1%	96
JOHN KNOX VILLAGE OF FLORIDA ALF	1	91	4	4%	96

COVID-19: testing by laboratory

Data through May 4, 2021 verified as of May 5, 2021 at 09:25 AM

Data in this report are provisional and subject to change.

The numbers in the table below represent the number of Florida and non-Florida residents for whom test results were received by the Department of Health. A person can be tested by more than one laboratory and can have both positive and negative results. **Therefore, the sum of the numbers in each column will be larger than the total number of people tested.**

Reporting lab	Inconclusive	Negative	Positive	Percent positive	Total
BARRY UNIVERSITY STUDENT HEALTH SERVICES		52	44	46%	96
QPS, LLC		93	3	3%	96
MARKET STREET VIERA		95	1	1%	96
BAYSHORE MEMORY CARE		96			96
GOLFCREST HEALTHCARE CENTER		95			95
STONY BROOK UNIVERSITY MEDICAL CENTER		81	14	15%	95
ADVENT HEALTH CENTRA CARE - EAST ORLANDO		65	30	32%	95
CROSS CITY REHABILITATION AND HEALTH CARE CENTER		72	23	24%	95
THE TERRACE OF KISSIMMEE		80	15	16%	95
DIAGNOSTIC SOLUTIONS		3	91	97%	94
ERIE COUNTY MEDICAL CTR CLINICAL LABS		90	4	4%	94
CATHOLIC HEALTH SERVICES REGIONAL LAB		86	8	9%	94
NEW SMYRNA BEACH URGENT CARE			94	100%	94
EAST ALABAMA MEDICAL CENTER LABORATORY		82	12	13%	94
ALTAMONTE PEDIATRIC ASSOCIATES		31	63	67%	94
Conway Lakes Health and Rehabilitation Center		93	1	1%	94
BRIDGEVIEW CENTER LLC		81	13	14%	94
ROSECASTLE AT DELANEY CREEK		93	1	1%	94
ADVENT HEALTH CENTRA CARE - WATERMAN		79	15	16%	94
A COUNTRY PLACE ASSISTED LIVING FACILITY		92	2	2%	94
ALL CARE URGENT CARE			93	100%	93
CATHOLIC HEALTH SYSTEM DEPT LABORATORY		89	4	4%	93
PRESERVE AT PALM AIRE	3	90			93
KINDRED AT HOME		84	9	10%	93
LAKE GIBSON VILLAGE, LLC		89	3	3%	92
FLORIDA PEDIATRIC GROUP		31	61	66%	92
JESSIE TRICE COMMUNITY HEALTH SYSTEM, INC		75	17	18%	92
MAGNOLIA DIAGNOSTIC		2	90	98%	92
VANDERBILT UNIVERSITY MEDICAL CENTER		83	9	10%	92
SUWANNEE COUNTY SHERIFF OFFICE		89	3	3%	92
BISHOP GRADY VILLAS		90	2	2%	92
CALADIUM PEDIATRICS		79	13	14%	92
Baldwin Pediatrux		81	11	12%	92
DAVITA LABORATORY		69	23	25%	92
DEBARY HEALTH AND REHABILITATION CENTER		88	3	3%	91
INSTITUTE OF PATHOLOGY KINGS COUNTY		88	3	3%	91
COOPER FAMILY MEDICAL PLLC		71	20	22%	91
BAHIA OAKS LODGE		85	6	7%	91
PROMEDICA SENIOR LIVING		86	5	5%	91
PARK OF THE PALMS INC		90	1	1%	91
CENTURY CENTER FOR REHABILITATION & HEALING		73	18	20%	91
JENNIFER J CHIAVETTA-GRLSANTI DC		74	17	19%	91
MEDRITE URGENT CARE		77	14	15%	91
INFINITY BIOLOGIX LLC OAKDALE		86	5	5%	91
LAKELAND REGIONAL HEALTH GATEWAY CENTER		65	26	29%	91
SONORAN DESERT PATHOLOGY ASSOCIATES		3	88	97%	91

COVID-19: testing by laboratory

Data through May 4, 2021 verified as of May 5, 2021 at 09:25 AM

Data in this report are provisional and subject to change.

The numbers in the table below represent the number of Florida and non-Florida residents for whom test results were received by the Department of Health. A person can be tested by more than one laboratory and can have both positive and negative results. **Therefore, the sum of the numbers in each column will be larger than the total number of people tested.**

Reporting lab	Inconclusive	Negative	Positive	Percent positive	Total
HERON CLUB AT PRESTANCIA		89	2	2%	91
SUN CLINICAL LABORATORIES		90	1	1%	91
AVERO DIAGNOSTICS		67	24	26%	91
MANATEE COUNTY JAIL		89	1	1%	90
Lanier Rehab		64	26	29%	90
WORLD OF PEDIATRICS LLC		82	8	9%	90
KEYS MEDICAL GROUP			90	100%	90
Winter Garden Rehab and Nursing Facility		79	11	12%	90
MD 365 MEDICAL CARE PLLC		90			90
Summit Medical Group, Pa DbA Citymd		83	7	8%	90
ATRIUM AT LIBERTY PARK		85	4	4%	89
PERSONAL PEDIATRICS		78	11	12%	89
EVENTEST, LLC		87	2	2%	89
FREEDOM INN AT TARPON SPRINGS		82	7	8%	89
NORTH FLORIDA SPINE AND WELLNESS		69	20	22%	89
STUART LODGE LIVING LLC		66	23	26%	89
JERICOHO URGENT CARE		85	4	4%	89
ST VINCENT'S BIRMINGHAM		82	7	8%	89
MIAMI SHORES NURSING & REHAB		89			89
ARLINGTON OF NAPLES INC, THE		89			89
1ST PRIORITY LAB SERVICES		73	15	17%	88
BAYLOR GENETICS		75	13	15%	88
LABCORP		24	64	73%	88
ACE BIOMEDICAL LABS LLC		74	14	16%	88
GOVERNOR'S CREEK HEALTH & REHABILITATION		87	1	1%	88
CVS MINUTE CLINIC		3	85	97%	88
EISENHOWER ARMY MEDICAL CENTER		80	7	8%	87
HUNTINGTON HOSPITAL LABORATORY		84	3	3%	87
ADVENT HEALTH - CENTRAL PASCO ER		74	13	15%	87
SIMEDHEALTH LLC		74	13	15%	87
BRANDON HEALTH AND REHABILITATION CENTER	1	85	1	1%	87
UNIVERSITY OF NEW MEXICO HOSPITAL		87			87
CHAMBREL AT ISLAND LAKE		83	4	5%	87
BEACHES PEDIATRICS PA		82	5	6%	87
WALGREENS 2941		83	4	5%	87
NAPHCARE INC		81	6	7%	87
NORTHWESTERN UNIVERSITY CORP		86	1	1%	87
PACIFIC ANALYTICS			87	100%	87
PLYMOUTH HOME FOR ADULTS, INC.	8	78	1	1%	87
CLYDE E LASSEN STATE VETERANS NURSING HOME		62	25	29%	87
CAMPBELL URGENT CARE		15	72	83%	87
BRILLIANCE ASSISTED LIVING		69	17	20%	86
SUNCOAST TECHNICAL COLLEGE SCHOOL OF HEALTH		86			86
MEDICAL PAVILION CLINIC		66	20	23%	86
WALGREENS #12673		82	4	5%	86
DISCOVERY VILLAGE AT THE FORUM		86			86

COVID-19: testing by laboratory

Data through May 4, 2021 verified as of May 5, 2021 at 09:25 AM

Data in this report are provisional and subject to change.

The numbers in the table below represent the number of Florida and non-Florida residents for whom test results were received by the Department of Health. A person can be tested by more than one laboratory and can have both positive and negative results. **Therefore, the sum of the numbers in each column will be larger than the total number of people tested.**

Reporting lab	Inconclusive	Negative	Positive	Percent positive	Total
PENSACOLA DEVELOPMENTAL CENTER		67	19	22%	86
CONCENTRA - FT LAUDERDALE - COMMERCIAL BLVD		85	1	1%	86
MISIR DRUGS LLC		70	16	19%	86
BREVARD HEALTH ALLIANCE INC		82	3	4%	85
W. FRANK WELLS NURSING HOME		84	1	1%	85
MEADOWCREST FAMILY PHYSICIANS PA	1	60	24	28%	85
PRMG - EAST NAPLES	1	73	11	13%	85
MEDEXPRESS - BLOOMIN BRANDS		65	20	24%	85
ARBOR OAKS AT TYRONE	9	74	2	2%	85
LAKE HOWELL FAMILY MEDICINE ASSOCIATES		70	15	18%	85
AR ANESTHESIA LLC		83	2	2%	85
LEVY COUNTY DEPARTMENT OF HEALTH		61	24	28%	85
EMERGENCY PHYSICIANS MEDICAL CENTER LLC		62	23	27%	85
AESTHETIC ENHANCEMENTS		84			84
NITE LITE PEDIATRICS - JACKSONVILLE		76	8	10%	84
DAVENPORT PEDIATRICS CLERMONT PA		76	8	10%	84
LONG TERM CARE OF JAY, LLC		63	21	25%	84
DELCARE PA		67	17	20%	84
FLORIDA MEDICAL CLINIC - MULTI SPECIALTY CAMPUS		46	38	45%	84
PANCARE HEALTH - FREEPORT CLINIC SUITE B		75	9	11%	84
PEDIATRIC SERVICES OF AMERICA INC		79	5	6%	84
PINES OF SARASOTA GARDEN		84			84
ROYAL CARE OF AVON PARK		80	3	4%	83
MID FLORIDA PRIMARY CARE PA		69	14	17%	83
CANOPY ON BERRYHILL, THE		51	32	39%	83
LABCORP EMPLOYER SERVICES		82	1	1%	83
ST VINCENTS PRIMARY CARE		75	8	10%	83
Lexington Health and Rehabilitation Center		82			82
THE PAVILION FOR HEALTH CARE		72	10	12%	82
HOLMES COUNTY HEALTH DEPARTMENT	1	68	13	16%	82
BROWARD HEALTH MEDICAL CENTER CLINICAL LAB			82	100%	82
WEST VOLUSIA FAMILY AND SPORTS MEDICINE		75	6	7%	81
BIO-TECH CLINICAL LABORATORIES		41	40	49%	81
SANTA BARBARA CARE CENTER		59	22	27%	81
CENTRAL FLORIDA PEDIATRICS		38	43	53%	81
LAKE SHERIFF		61	20	25%	81
LAB PLUS, LLC AT SAINT THOMAS WEST HOSPITAL		67	14	17%	81
LAB		29	52	64%	81
ECOLAB GROUP		45	36	44%	81
TAMPA BAY CONCIERGE DOCTOR, LLC		78	3	4%	81
PREMIUM HEALTH SERVICES OF TAMPA BAY LLC		45	35	44%	80
LAKE CITY VA MEDICAL CENTER			80	100%	80
BALMORAL TENANT SERVICES INC	1	43	36	45%	80
CBS LABS OF TAMPA LLC		3	76	96%	79
THE TRADITION OF THE PALM BEACHES		76	3	4%	79
CENTRAL BALDWIN IMMEDIATE CARE & FAMILY PRACTICE		61	18	23%	79

COVID-19: testing by laboratory

Data through May 4, 2021 verified as of May 5, 2021 at 09:25 AM

Data in this report are provisional and subject to change.

The numbers in the table below represent the number of Florida and non-Florida residents for whom test results were received by the Department of Health. A person can be tested by more than one laboratory and can have both positive and negative results. **Therefore, the sum of the numbers in each column will be larger than the total number of people tested.**

Reporting lab	Inconclusive	Negative	Positive	Percent positive	Total
PRODUCTION HEALTH SAFETY MANAGEMENT		77	2	3%	79
MICHAEL AKPEKE MD		70	9	11%	79
SIMED LABORATORY		63	16	20%	79
VETERANS AFFAIRS MEDICAL CENTER - PALO ALTO		28	51	65%	79
BOND CLINIC PA		46	33	42%	79
NORTH SHORE UNIVERSITY HOSPITAL LABORATORY		72	7	9%	79
REHAB AND HEALTHCARE CENTER OF CAPE CORAL		79			79
EDGEWATER AT WATERMAN VILLAGE		78	1	1%	79
GRAND ST PAUL CVS		77	2	3%	79
BioReference Laboratories, Inc		9	70	89%	79
FLORIDA MEDICAL CLINIC PA		53	25	32%	78
PANCARE HEALTH - MALONE CLINIC		71	7	9%	78
JACOBI MEDICAL CENTER		73	5	6%	78
BAYCARE MEDICAL GROUP		71	7	9%	78
JOHN D ARCHBOLD MEMORIAL HOSPITAL		75	3	4%	78
NEW MEXICO STATE PUBLIC HEALTH DIVISION		78			78
LAKE MORTON PLAZA		75	3	4%	78
STUART REHABILITATION AND HEALTHCARE		62	16	21%	78
GEORGE E WEEMS MEMORIAL HOSPITAL LAB		65	13	17%	78
DOH-WEST PALM BEACH BRANCH LABORATORY		3	75	96%	78
ORANGE CITY NURSING AND REHAB		75	2	3%	77
NOMI HEALTH LAB SERVICES LLC		8	69	90%	77
PALM RIVER COMMUNITY HEALTH CENTER		68	9	12%	77
THE GOOD SHEPARDS OF DELAND-WEST		76	1	1%	77
MULBERRY CARE CENTER		67	10	13%	77
STONY BROOK SOUTHAMPTON		75	2	3%	77
WALGREENS 9627		71	6	8%	77
OCOEE PEDIATRICS		69	8	10%	77
BOND CLINIC DR ELDEEB		38	39	51%	77
ROCKLEDGE REGIONAL MEDICAL CENTER		36	41	53%	77
CLEARWATER PAIN MANAGEMENT ASSOCIATES		75	2	3%	77
HEALTH FIRST - PALM BAY HOSPITAL		2	75	97%	77
ASSOCIATED CLINICAL LABORATORIES		68	8	11%	76
ORTHOPAEDIC SURGERY CENTER		76			76
MOBILE PHYSICIAN SERVICES INC		68	8	11%	76
THOMAS INTERNAL MEDICINE		64	12	16%	76
ADVENTHEALTH MEDICAL GROUP MULTISPECIALTY			76	100%	76
PROMEDICA LABORATORIES		21	55	72%	76
S-H THIRTY-FIVE OPCO- PORT ST LUCIE, LLC	1	75			76
BARNETT PARK		2	74	97%	76
CLINICAL PATHOLOGY ASSOCIATES-SONIC REFERENCE LAB		76			76
SUNCOAST OPTIMAL WELLNESS		23	53	70%	76
DYNAMIC MEDICAL USA			76	100%	76
WINDSOR REFLECTIONS		75	1	1%	76
ATLAN		66	9	12%	75
ST JOSEPHS CHILDRENS OUTREACH		1	74	99%	75

COVID-19: testing by laboratory

Data through May 4, 2021 verified as of May 5, 2021 at 09:25 AM

Data in this report are provisional and subject to change.

The numbers in the table below represent the number of Florida and non-Florida residents for whom test results were received by the Department of Health. A person can be tested by more than one laboratory and can have both positive and negative results. **Therefore, the sum of the numbers in each column will be larger than the total number of people tested.**

Reporting lab	Inconclusive	Negative	Positive	Percent positive	Total
LEE MEMORIAL HEALTH SYSTEM D/B/A LEE COMMUNITY		69	6	8%	75
ADVENTHEALTH EXPRESSCARE		45	30	40%	75
WATERCREST ST LUCIE WEST	1	69	5	7%	75
MICHAEL A VENAZIO MD		71	4	5%	75
ARTHREX MEDICAL CENTER		44	31	41%	75
MEDCOR CORPORATE CLINIC		74	1	1%	75
ELLKAY HEALTHCARE DATA PLUMBERS	52	19	4	5%	75
BROWARD HEALTH MEDICAL CENTER		3	72	96%	75
DEVELOPMENTAL DISABILITIES DEFENDANT PROGRAM		73	2	3%	75
AHMG SURGICAL SPECIALIST		75			75
LUTHERAN HAVEN ASSISTED LIVING		74			74
ORLANDO CLINICAL RESEARCH CENTER		71	3	4%	74
NOAH CLINICAL LABORATORY		63	11	15%	74
HARMONY CLINIC		1	73	99%	74
SOS MOBILE MEDICAL CARE LLC		62	12	16%	74
GV NAPLES OPCO, LLC		73	1	1%	74
BROOKDALE OVIEDO		72	2	3%	74
OAK MANOR NURSING HOME		70	4	5%	74
EC OPCO PENSACOLA, LLC		73	1	1%	74
SCOTT LAKE HEALTH AND REHABILITATION CENTER		71	3	4%	74
NORTH FLORIDA PHARMACY		65	9	12%	74
NORTH FLORIDA PEDIATRICS		57	17	23%	74
TOWERS HOME CARE		69	4	5%	73
MD LABS		46	27	37%	73
EVIVIA		70	3	4%	73
MINUTECLINIC DIAGNOSTIC OF KANSAS, PA		64	9	12%	73
HEARTLAND PEDIATRIC ASSOCIATES		62	11	15%	73
MINUTECLINIC DIAGNOSTIC OF NEW JERSEY		65	8	11%	73
TITUSVILLE FAMILY PRACTICE		17	56	77%	73
MED EXPRESS		6	67	92%	73
DISCOVERY VILLAGE AT PALM BEACH GARDENS		71	2	3%	73
ROSECASTLE OF JACKSONVILLE LLC		72	1	1%	73
CONSULATE HEALTH CARE - LAKE MARY		72	1	1%	73
LEE COMMUNITY HEALTHCARE - LEHIGH		61	11	15%	72
URGENT CARE USA LLC		2	70	97%	72
SUMTER PEDIATRICS		67	5	7%	72
PANCARE HEALTH - JACKSON COUNTY		59	13	18%	72
CRAIG BERGER MD PL D/B/A BAY AREA EYE INSTITUTE		72			72
HAVEN OF OUR LADY OF PEACE		72			72
KESHAV RX LLC		58	13	18%	71
STERLING HOUSE OF TALLAHASSEE	3	62	6	8%	71
Salerno Bay Health & Rehabilitation Center		61	10	14%	71
AMMON LABS		61	10	14%	71
ADVANCED LAB		67	4	6%	71
INDIGO MANOR		22	49	69%	71
Grand Villa of Clearwater		65	6	8%	71

COVID-19: testing by laboratory

Data through May 4, 2021 verified as of May 5, 2021 at 09:25 AM

Data in this report are provisional and subject to change.

The numbers in the table below represent the number of Florida and non-Florida residents for whom test results were received by the Department of Health. A person can be tested by more than one laboratory and can have both positive and negative results. **Therefore, the sum of the numbers in each column will be larger than the total number of people tested.**

Reporting lab	Inconclusive	Negative	Positive	Percent positive	Total
ADVENT HEALTH - LAKE MARY		61	10	14%	71
CL BRUMBACK PRIMARY CARE CLINICS		17	54	76%	71
INN AT ASTON GARDENS AT PELICAN POINTE,THE		67	4	6%	71
EAST HILL PHARMACY		51	19	27%	70
Stratford Court of Palm Harbor		60	10	14%	70
SUMMIT AT VENICE	2	63	5	7%	70
FAST PACE MEDICAL CLINIC, PLLC		59	11	16%	70
INTERNAL MEDICINE ASSOCIATES PA		65	5	7%	70
CP/AIG PENSACOLA DEVELOPMENT LLC		67	3	4%	70
Highlands Regional Hospital		63	7	10%	70
SUNCOAST COMMUNITY HEALTH CENTERS PEDIATRICS		21	49	70%	70
USF HEALTH MORSANI CENTER		5	65	93%	70
LPG PRIMARY CARE AT PINE ISLAND		57	13	19%	70
ISLAND COAST PEDIATRICS		62	8	11%	70
HERITAGE HEALTHCARE AND REHABILITATION CENTER		69			69
PARKSIDE INN	3	64	2	3%	69
FLORIDA HEALTH CARE DELAND			69	100%	69
PLANTATION GENERAL HOSPITAL CLINICAL LAB		26	43	62%	69
LINCOLN MEDICAL AND MENTAL HEALTH CENTER		66	3	4%	69
SAFARI PEDIATRICS PA		67	2	3%	69
SAN JOSE SENIOR CARE LLC	1	43	25	36%	69
CITY OF OCALA EMPLOYEE HEALTH AND WELLNESS CENTER		62	7	10%	69
WILSON MEMORIAL REGIONAL MEDICAL CENTER		65	4	6%	69
NORTH FLORIDA PEDIATRICS - JACKSONVILLE		63	6	9%	69
MEMORIAL MANOR		69			69
BIG BOCA SMILES LLC		66	2	3%	68
AEL- MEMPHIS		17	51	75%	68
CAMP BOGGY CREEK		67	1	1%	68
GENPATH			68	100%	68
ERIC C MRSHAL, MD, PC #1842		65	3	4%	68
ORLANDO COVID TEST , LLC		59	8	12%	67
SOMERBY OF SANTA ROSA BEACH		58	9	13%	67
FLORIDA HEALTH CARE		8	59	88%	67
BOND AND STEELE CLINIC, PA		53	14	21%	67
APC PEDIATRICS AT RYE ROAD MEDICAL PARK		63	4	6%	67
MEASE MANOR INC		63	4	6%	67
MINUTECLINIC DIAGNOSTIC OF SOUTH CAROL		61	6	9%	67
SAMFORD UNIVERSITY HEALTH SERVICES		66	1	1%	67
PALM BAY URGENT CARE		28	39	58%	67
ADVENT HEALTH CENTRA CARE - WINTER GARDEN		20	46	70%	66
NEMOURS CHILDRENS PRIMARY CARE OVIEDO		51	15	23%	66
ADVENT HEALTH - PALM COAST		2	64	97%	66
VETERANS AFFAIRS MEDICAL CENTER - GULF COAST		27	39	59%	66
AMERICAN FAMILY MEDICAL		53	13	20%	66
OKEECHOBEE URGENT CARE		17	49	74%	66
TGH URGENT CARE POWERED BY FAST TRACK			66	100%	66

COVID-19: testing by laboratory

Data through May 4, 2021 verified as of May 5, 2021 at 09:25 AM

Data in this report are provisional and subject to change.

The numbers in the table below represent the number of Florida and non-Florida residents for whom test results were received by the Department of Health. A person can be tested by more than one laboratory and can have both positive and negative results. **Therefore, the sum of the numbers in each column will be larger than the total number of people tested.**

Reporting lab	Inconclusive	Negative	Positive	Percent positive	Total
TRINITY URGENT CARE		52	14	21%	66
MEDEX MEDICAL EXPRESS OF PALATKA			66	100%	66
FAMILY HEALTH CENTER		46	20	30%	66
TROY REGIONAL MEDICAL CENTER		55	11	17%	66
ERDOX		60	5	8%	65
GOLDEN POND COMMUNITIES		65			65
LAKE CO EMPLOYEE HEALTH AND WELLNESS CENTER		57	8	12%	65
WADSWORTH HEALTH CENTER		62	3	5%	65
Rehabilitation Center of the Palm Beaches		65			65
NORTH FLORIDA MEDICAL CENTER		59	6	9%	65
HERNANDO COUNTY FIRE RESCUE DISTRICT		31	34	52%	65
OUT OF STATE		40	25	38%	65
SUMMER VISTA ASSISTED LIVING		38	27	42%	65
DOT DOC SARASOTA		59	6	9%	65
EAST CENTRAL FLORIDA OUTPATIENT IMAGING		44	21	32%	65
BIOREFERENCE LABORATORIES INC		11	54	83%	65
NXGEN MDX		20	45	69%	65
NICEVILLE URGENT CARE		18	47	72%	65
ST FRANCIS HOSPITAL		57	8	12%	65
CORAL GABLES HOSPITAL			65	100%	65
MINUTECLINIC DIAGNOSTIC OF HAWAII LLC		58	7	11%	65
BROOKDALE CENTRE POINTE	1	64			65
HORIZON ALF		64	1	2%	65
Bon Secours Maria Manor		58	6	9%	64
BAYOU GARDENS DUNEDIN LLC		64			64
JOSEPH L MORSE GERIATRIC CENTER	2	59	3	5%	64
SILVER LAKE PEDIATRICS PA		57	7	11%	64
BRADFORD COUNTY HEALTH DEPARTMENT		63	1	2%	64
TRINITY AL SENIOR HOUSING LLC		45	19	30%	64
VIERA HEALTH AND REHABILITATION CENTER		62	2	3%	64
LPG CONVENIENT CARE AT PINE ISLAND ROAD		58	6	9%	64
GREENLEAF ALF		63	1	2%	64
AIR, LAND & SEA PHYSICALS & CONSULTATIONS, LLC		62	1	2%	63
MEDI CLINIC SARASOTA INC		62	1	2%	63
GRAND VILLA OF DEL RAY WEST		59	4	6%	63
Palms at Ponte Vedra Assisted Living and Memory Care		60	3	5%	63
MEDLOGIC LABORATORIES		3	60	95%	63
BURRY'S PHARMACY INC		38	25	40%	63
BIG BEND CARES, INC		55	8	13%	63
CENTRA CARE - LAKE NONA		11	52	83%	63
DAVID POSNACK JEWISH DAY SCHOOL		63			63
CINNAMON COVE ALF		62	1	2%	63
MICHIGAN DEPARTMENT OF HEALTH AND HUMAN SERVICES	1		62	98%	63
MINUTECLINIC, LLC		56	7	11%	63
BEEHIVE HOMES OF GULF BREEZE		47	16	25%	63
ST CLOUD PHYSICIAN MANAGEMENT LLC DBA ST CLOUD		28	34	55%	62

COVID-19: testing by laboratory

Data through May 4, 2021 verified as of May 5, 2021 at 09:25 AM

Data in this report are provisional and subject to change.

The numbers in the table below represent the number of Florida and non-Florida residents for whom test results were received by the Department of Health. A person can be tested by more than one laboratory and can have both positive and negative results. **Therefore, the sum of the numbers in each column will be larger than the total number of people tested.**

Reporting lab	Inconclusive	Negative	Positive	Percent positive	Total
EVAN R SHAPIRO MD PA		62			62
ADVENT HEALTH - MOUNT DORA		10	52	84%	62
LAKELAND REGIONAL HEALTH		38	24	39%	62
TBI RESIDENTIAL SERVICES, INC.		51	11	18%	62
CDR MAGUIRE INC	1	7	54	87%	62
OVERLOOK HOSPITAL LABORATORY		57	5	8%	62
DEPT OF VA MED CENTE-WEST PALM BEACH			62	100%	62
ADVENTHEALTH MEDICAL GROUP FAMILY MEDICINE		57	5	8%	62
CARE CENTERS OF NASSAU LLC MINER ROAD SOUTH		62			62
MENTAL HEALTH CARE INC		53	9	15%	62
EMERALD COAST HOSPICE		61	1	2%	62
INTERNAL MEDICINE SPECIALIST		55	6	10%	61
LAKE BUTLER HOSPITAL		55	6	10%	61
SIDDH INC DBA SAN CARLOS PHARMACY		57	4	7%	61
LPG PULMONOLOGY-COCONUT POINT		52	9	15%	61
CORNERSTONE PEDIATRICS		49	12	20%	61
PREMISE HEALTH MIA		22	39	64%	61
RITECARE MED CTR H			61	100%	61
PERSONAL PEDIATRICS PA		57	4	7%	61
S-H THIRTY FIVE OPCO - ORANGE CITY, LLC		51	10	16%	61
WASHINGTON REHABILITATION AND NURSING CENTER		51	10	16%	61
SOUTHSIDE HOSPITAL NORTHWELL HEALTH LABORATORY		52	9	15%	61
SUNSHINE PEDIATRICS		60	1	2%	61
CALHOUN COUNTY HEALTH DEPT		32	29	48%	61
CHILDREN'S HOSPITAL OF ALABAMA		59	1	2%	60
TWIN CREEKS ASSISTED LIVING & MEMORY CARE		57	3	5%	60
PATIENTS CHOICE LAB OF IND, LLC		52	8	13%	60
MAUREEN OROURKE-FUTEY			60	100%	60
MARQUIS LABS, LLC		58	2	3%	60
TANVIR H SHAGAR NP		53	7	12%	60
BOCA BIOLISTICS LLC		46	14	23%	60
WAVE CREST HEALTH AND REHABILITATION CENTER		57	3	5%	60
DHMD		60			60
GRAND VILLA OF ALTAMONTE SPRINGS		53	7	12%	60
Grace Rehabilitation of Vero Beach		59	1	2%	60
THE PRESERVE AT CLEARWATER		58	2	3%	60
BARNES HEALTHCARE OF FLORIDA LLC		56	4	7%	60
CAREATC INC BRANDON	15	41	4	7%	60
SONATA BOCA RATON		54	6	10%	60
TUKA PEDIATRICS		8	52	87%	60
GRAND AVENUE RX			60	100%	60
81ST MEDICAL GROUP		28	32	53%	60
INTERNAL LAB		50	10	17%	60
VALENCIA HOUSE ALF		57	2	3%	59
GILBERT MEDICAL GROUP		52	7	12%	59
LONG ISLAND JEWISH MED CTR		53	6	10%	59

COVID-19: testing by laboratory

Data through May 4, 2021 verified as of May 5, 2021 at 09:25 AM

Data in this report are provisional and subject to change.

The numbers in the table below represent the number of Florida and non-Florida residents for whom test results were received by the Department of Health. A person can be tested by more than one laboratory and can have both positive and negative results. **Therefore, the sum of the numbers in each column will be larger than the total number of people tested.**

Reporting lab	Inconclusive	Negative	Positive	Percent positive	Total
PIERCE INSTRUMENTS INC		57	2	3%	59
UHEALTH AT FISHER ISLAND			59	100%	59
GREENSBORO PATHOLOGY LLC		47	12	20%	59
FERN PARK DEVELOPMENTAL CENTER		5	54	92%	59
EXPRESS CARE OF TAMPA BAY LLC		16	43	73%	59
EMPLOYEE WELLNESS PA		41	18	31%	59
STEINHATCHEE FAMILY MEDICAL CENTER □	1	50	8	14%	59
CARDIOLOGY AND MEDICINE ASSOCIATES		43	16	27%	59
KEY WEST MEDICAL CENTER	1	51	7	12%	59
WALGREENS #05625		54	5	8%	59
Heritage Park Care and Rehabilitation		59			59
BIOTECH		52	7	12%	59
MILLENIUM PHYSICIANS GROUP		1	58	98%	59
KINDRED HOSPITAL CENTRAL TAMPA BLOOD GAS	1	52	5	9%	58
ALEXANDER NININGER STATE VETERANS		58			58
SARATOGA HOSPITAL LABORATORY		52	6	10%	58
BUECHELE DENTAL PA DBA CLERMONT FAMILY DENTISTRY		48	10	17%	58
Margate Health and Rehabilitation Center		56	2	3%	58
LINCOLN DIAGNOSTIC LAB		56	2	3%	58
CITYMD OF MANAHAWKIN		55	3	5%	58
Casa Mora Rehabilitation & Extended Care		56	2	3%	58
PALM BAY PEDIATRICS		38	20	34%	58
HEALTHPARK MEDICAL CTR NURSING SVC		58			58
COOPER FAMILY MEDICAL, PLLC		48	10	17%	58
LAKE INTERNAL MEDICINE ASSOCIATES PA		51	7	12%	58
ALL AMERICAN URGENT CARE			57	100%	57
KAPG FLEMING ISLAND SENIOR HOUSING OPCO LLC	1	56			57
THE CANOPY AT BERRYHILL		57			57
MALCOM RANDALL DEPT OF VAMC			57	100%	57
FINLAY CLINICAL LABORATORY		20	37	65%	57
TRADITIONAL HOME HEALTH OF PALM BEACH INC		55	2	4%	57
VIP WALK IN CLINIC		34	23	40%	57
GENESIS DERMATOLOGY		53	4	7%	57
ASCENSION SACRED HEART BAY LABORATORY		54	3	5%	57
ALZHEIMERS CARE CENTER OF VIERA LTD		37	20	35%	57
MINUTECLINIC DIAGNOSTIC MEDICAL GROUP		51	5	9%	56
ATRIA PARK OF LAKE FOREST (WG HERITAGE LF LLC)		54	2	4%	56
GROWING TOGETHER PEDIATRICS, LLC		50	6	11%	56
ENCOMPASS HEALTH REHABILITATION OF ALTAMONTE		51	5	9%	56
HIALEAH HOSPITAL RESPIRATORY DEPT			56	100%	56
HOLY NAME HOSPITAL LABORATORY		54	2	4%	56
GENTIVA HEALTH SERVICES CERTIFIED INC		53	3	5%	56
OPTUMCARE SOUTH FLORIDA, LLC		47	9	16%	56
VPA PC LAB		48	8	14%	56
TGH URGENT CARE - RIVERVIEW			56	100%	56
SPRING MANOR ASSISTED LIVING		56			56

COVID-19: testing by laboratory

Data through May 4, 2021 verified as of May 5, 2021 at 09:25 AM

Data in this report are provisional and subject to change.

The numbers in the table below represent the number of Florida and non-Florida residents for whom test results were received by the Department of Health. A person can be tested by more than one laboratory and can have both positive and negative results. **Therefore, the sum of the numbers in each column will be larger than the total number of people tested.**

Reporting lab	Inconclusive	Negative	Positive	Percent positive	Total
PATHOLOGY CONSULTANTS OF NEW MEXICO		56			56
EAGLES WATCH CLUSTER		47	9	16%	56
TIFFANY HALL NURSING AND REHAB		44	12	21%	56
BLUE SPRINGS SURGERY CENTER		56			56
LONG ISLAND UNIVERSITY - POST CAMPUS		50	5	9%	55
PREMIER MEDICAL ASSOCIATES ALL FLORIDA LLC		54	1	2%	55
PINELLAS PARK FIRE DEPARTMENT		53	2	4%	55
SONATA HUNTERS CREEK		47	8	15%	55
LIGHTHOUSE PEDIATRICS OF NAPLES		49	6	11%	55
SUNSHINE PEDIATRICS OF CENTRAL FLORIDA PL		52	3	5%	55
PENNSYLVANIA DEPARTMENT OF HEALTH BUREAU OF LABORATORIES			55	100%	55
Jupiter Medical Center Pavilion		54	1	2%	55
NITE LITE PEDIATRICS - PORT ST. LUCIE		46	9	16%	55
WELLMED AT NEW TAMPA		42	13	24%	55
NEW YORK PRESBYTERIAN - QUEENS DIAGNOSTIC		51	4	7%	55
KENDALL REGIONAL MEDICAL CENTER LAB	3		52	95%	55
ADVANCE URGENT CARE CENTER, LLC		12	43	78%	55
HIGHLANDS COUNTY FIRE RESCUE		55			55
WEST ISLIP URGENT CARE		50	5	9%	55
LEE PHYSICIAN GROUP COLLEGE POINT		53	2	4%	55
CAPE REGIONAL MEDICAL CENTER		52	3	5%	55
CARE 4 U MANAGEMENT, INC			54	100%	54
JUNIPER VILLAGE AT NAPLES		53	1	2%	54
CERTUS MTD OPCP LLC		52	2	4%	54
UNITED LABORATORY SERVICES CORPORATION		38	16	30%	54
CLERMONT HEALTH AND REHAB		40	14	26%	54
SOUTH FLORIDA BAPTIST HOSPITAL			54	100%	54
FUTURE PEDIATRICS		51	3	6%	54
APOLLOMDX LABS		32	22	41%	54
ORCHID COVE AT DAYTONA		45	9	17%	54
FAMILY EXTENDED CARE OF PUNTA GORDA		54			54
JFK MEDICAL CENTER NORTH LAB		1	53	98%	54
ROCHESTER GENERAL HOSPITAL LABORATORY		50	4	7%	54
WALGREEN		40	14	26%	54
ADVENT HEALTH EXPRESS CARE		6	48	89%	54
SARASOTA CO. HEALTH DEPT # 58		40	14	26%	54
CONCENTRA URGENT CARE		50	4	7%	54
MIAMI CLINICAL RESEARCH CORP		12	42	78%	54
ST. CLOUD MEDICAL GROUP		54			54
CAMBRIDGE SECURITY SERVICES		51	3	6%	54
MEASE CONTINUING CARE		51	2	4%	53
ALLIANCE COMMUNITY FOR RETIREMENT LIVING		53			53
LITTLE NECK URGENT CARE		51	2	4%	53
ST ANTHONYS PRIMARY CARE LLC/JACKSON STREET			53	100%	53
BASSETTI MEDICAL RESEARCH INC		35	18	34%	53
THE MEDICAL GROUP OF SOUTH FLORIDA INC		47	6	11%	53

COVID-19: testing by laboratory

Data through May 4, 2021 verified as of May 5, 2021 at 09:25 AM

Data in this report are provisional and subject to change.

The numbers in the table below represent the number of Florida and non-Florida residents for whom test results were received by the Department of Health. A person can be tested by more than one laboratory and can have both positive and negative results. **Therefore, the sum of the numbers in each column will be larger than the total number of people tested.**

Reporting lab	Inconclusive	Negative	Positive	Percent positive	Total
UNIVERSITY OF WEST FLORIDA, THE		52	1	2%	53
SEWALLS POINT PHARMACY INC		45	8	15%	53
SOMERSET			53	100%	53
Osprey Point Nursing Center		51	2	4%	53
BITTINGS APOTHECARY INC		47	6	11%	53
HOME CARE PHARMACY		53			53
MISSION OAKS ASSISTED LIVING□		51	2	4%	53
QUOTIENT SCIENCES LABS LLC			53	100%	53
MINUTECLINIC DIAGNOSTIC OF NORTH CAROLINA		50	2	4%	52
LMH SKILLED NURSING UNIT		52			52
PROFESSIONAL PEDIATRICS		50	2	4%	52
PHILLIPPE RIDGE		40	12	23%	52
QHC UPSTATE MEDICAL PC		42	10	19%	52
SNH BRFL TENANT LLC	2	50			52
ADVENT HEALTH		49	3	6%	52
ADVENT HEALTH - LAKE WALES		40	12	23%	52
THE PALMS PHARMACY, INC		49	3	6%	52
AMELIA ASSISTED LIVING FACILITY		52			52
Citymd Of Toms River		45	7	13%	52
PATRICK MANOR INCORPORATED		51			51
NORTHSIDE HOSPITAL EMERGENCY DEPT		47	4	8%	51
IMA MEDICAL CENTER		34	17	33%	51
REOPEN DIAGNOSTICS			51	100%	51
FELICIDAD MEDICAL CENTER		5	46	90%	51
WALGREENS #10373		49	2	4%	51
NORTH CAROLINA DEPARTMENT OF HEALTH & HUMAN SERVICES	1		50	98%	51
NIGHT LITE PEDIATRICS CENTER LLC		10	41	80%	51
LPG PEDIATRICS AT PAGE FIELD		50	1	2%	51
RESIDENTIAL PLAZA AT BLUE LAGOON INC		47	4	8%	51
BAY STREET PHARMACY□		46	5	10%	51
SOUTH CAROLINA DEPT OF HEALTH AND ENVIRONMENT CONTROL		11	40	78%	51
INN AT THE FOUNTAINS, THE		34	17	33%	51
MARIANNA HEALTH AND REHABILITATION CENTER		50	1	2%	51
GULFVIEW MEDICAL INSTITUTE		51			51
SOUTHEAST ALABAMA MEDICAL CENTER			51	100%	51
AVANTE ST CLOUD		48	3	6%	51
LEE MEMORIAL HEALTH SYSTEM		46	5	10%	51
WINDSOR WOODS REHAB & HEALTHCARE CTR		46	4	8%	50
BETHUNE-COOKMAN UNIVERSITY		32	18	36%	50
ROADS PEDIATRICS,LLC		47	3	6%	50
PRACTICE MANAGEMENT OF AMERICA, INC.		7	43	86%	50
POPLAR HEALTHCARE PLLC	1	11	38	76%	50
GRAMERCY PARK URGENT CARE		48	2	4%	50
ARCPPOINT LABS OF WEST PALM BEACH		9	41	82%	50
IMMEDIATE CARE PA		46	4	8%	50
SUNSHINE ASSISTED LIVING		50			50

COVID-19: testing by laboratory

Data through May 4, 2021 verified as of May 5, 2021 at 09:25 AM

Data in this report are provisional and subject to change.

The numbers in the table below represent the number of Florida and non-Florida residents for whom test results were received by the Department of Health. A person can be tested by more than one laboratory and can have both positive and negative results. **Therefore, the sum of the numbers in each column will be larger than the total number of people tested.**

Reporting lab	Inconclusive	Negative	Positive	Percent positive	Total
RAINBOW PEDIATRICS PC LLC / BREAKFAST POINT		39	11	22%	50
PANCARE HEALTH - BAY COUNTY - YOUNGSTOWN		45	5	10%	50
HILA BECKERMAN MD LLC	1	45	4	8%	50
PORT ST. LUCIE - ZAXBY'S		50			50
PREMIER COMMUNITY HEALTHCARE GROUP INC		46	4	8%	50
COURTYARD GARDENS OF BOYNTON BEACH, LLC		47	3	6%	50
HEALTH FIRST - CAPE CANAVERAL HOSPITAL		1	49	98%	50
CARE ATC - ANDES			50	100%	50
WELLSTAR KENNESTONE HOSPITAL		45	5	10%	50
CDR MAGUIRE - MIAMI BEACH CC MISSION 17388		2	48	96%	50
BENTON HOUSE OF PORT ORANGE		44	6	12%	50
CITY OF CAPE CORAL		38	12	24%	50
DOH		23	26	53%	49
TGH URGENT CARE - WESLEY CHAPEL			49	100%	49
SOFT CELL LABORATORIES		45	4	8%	49
ADVENTIST HEALTH SYSTEM FLORIDA		34	15	31%	49
USF		1	48	98%	49
NORTHBROOK CENTER FOR		47	2	4%	49
ALWAYS BEST CARE SENIOR SERVICES		44	5	10%	49
ADVENTHEALTH MEDICAL GROUP FAMILY & INTERNAL		23	26	53%	49
ALLEGRO		47	2	4%	49
MADISON COUNTY MEMORIAL HOSPITAL LABORATORY		15	34	69%	49
PINES NURSING HOME		47	2	4%	49
SOLARIS SENIOR LIVING NORTH NAPLES		48	1	2%	49
SMH PHYSICIAN SERVICES INC		48	1	2%	49
GADSDEN COUNTY HEALTH DEPARTMENT		39	10	20%	49
S-H THIRTY FIVE OPCO - LUTZ, LLC		48	1	2%	49
FHMG_CTR FOR SENIOR HEALTH		44	5	10%	49
Guardian Care Nursing and Rehabilitation Center		49			49
ISLAND URGENT CARE PLLC		44	4	8%	48
OZ		48			48
COURTYARD GARDENS OF JUPITER		48			48
ENCOMPASS HEALTH REHABILITATION HOSPITAL OF PANAMA CITY		43	5	10%	48
PREMIER MEDICAL ASSOCIATES		46	2	4%	48
HERNANDO ENDOSCOPY AND SURGERY CENTER		37	11	23%	48
NAPLES PEDIATRICS INC		43	5	10%	48
BAPTIST URGENT CARE		44	4	8%	48
CAREMED INTERNAL MEDICINE		30	18	38%	48
ALLIANCE OF PHYSICIANS AGAINST COVID-19		1	47	98%	48
GRAND OAKS OF PALM CITY LLC	1	41	6	13%	48
SOMA MEDICAL CENTER PA #3		10	38	79%	48
INTERCOASTAL MEDICAL GROUP		2	46	96%	48
LYSTER ACH FT RUCKER AL		45	3	6%	48
THE TERRACE OF JACKSONVILLE		3	45	94%	48
BAY CENTER HURRICANE SHELTER		48			48
URGENT CARE & WELLNESS CENTER		15	33	69%	48

COVID-19: testing by laboratory

Data through May 4, 2021 verified as of May 5, 2021 at 09:25 AM

Data in this report are provisional and subject to change.

The numbers in the table below represent the number of Florida and non-Florida residents for whom test results were received by the Department of Health. A person can be tested by more than one laboratory and can have both positive and negative results. **Therefore, the sum of the numbers in each column will be larger than the total number of people tested.**

Reporting lab	Inconclusive	Negative	Positive	Percent positive	Total
FLAGLER HOSPITAL INC	2		46	96%	48
SEWANEE MOLECULAR DIAGNOSTICS LABORATO		48			48
ORLANDO HEALTH PRIMARY CARE PEDIATRICS		44	4	8%	48
CVS MINUTE CLINIC DIAGNOSTIC OF NORTH CAROL		42	6	13%	48
TNC WALK IN CLINIC		36	12	25%	48
MORTON PLANT			48	100%	48
MULBERRY'S MOBILE PROVIDER SERVICES LLC□		30	17	36%	47
EMORY CLINIC, THE		44	3	6%	47
NAVARRE GARDENS		41	6	13%	47
ST JUDE LABORATORIES		42	5	11%	47
MOBILE DOC FL, LLC		29	18	38%	47
ROYAL PALM SENIOR RESIDENCE		47			47
POINTE AT NEW PORT PLACE,THE		47			47
WINTER GARDEN REHAB AND NURSING CENTER		43	4	9%	47
COMPLETE HOME CARE OF THE PALM BEACHES LLC		43	4	9%	47
INTERLAB		1	46	98%	47
FAMILY EXTENDED CARE OF WINTER HAVEN		45	2	4%	47
ENCOMPASS HEALTH REHABILITATION HOSPITAL OF OCALA		46	1	2%	47
GRAND VILLA OF LARGO		42	5	11%	47
ADULT MEDICINE OF LAKE COUNTY INC			46	100%	46
FLORIDA DEPARMENT OF HEALTH CLAY COUNTY		32	14	30%	46
COLLIER BLVD HMA PHYSICIAN MANAGEMENT LLC		46			46
MINUTECLINIC DIAGNOSTIC OF LOUISIANA		43	3	7%	46
LAKE COUNTY SCHOOLS EMPLOYEE HEALTH CENTER		33	13	28%	46
H LEE MOFFITT CANCER CENTER MICRO		46			46
ADVENT HEALTH MEDICAL GROUP OB GYN AT		40	6	13%	46
KAPG ST AUGUSTINE SENIOR HOUSING OPCO LLC		37	9	20%	46
LUTHERAN HAVEN EXTENDED CONGREGATE CAR		46			46
WALGREENS 3145		43	3	7%	46
MID-FLORIDA PATHOLOGY, LLC		35	11	24%	46
NORTH FLORIDA / SOUTH GEORGIA VETERANS HEALTH SYSTEM		1	45	98%	46
EAST MANATEE FAMILY	1	1	44	96%	46
WALGREENS_PEMBROKE PINES		39	7	15%	46
THORNBURG PEDIATRICS		42	4	9%	46
ENCOMPASS HEALTH REHABILITATION		44	2	4%	46
WG EVERGREEN WOODS SH LLC		46			46
OCCUPATIONAL HEALTH CENTERS OF THE SOUTHWEST PA		40	6	13%	46
PREMIER PLACE HEALTHCARE AT THE GLENVIEW		46			46
UNIVERSITY BEHAVIORAL CENTER		46			46
SAN CARLOS PHARMACY		39	7	15%	46
HARTFORD HEALTH SERVICES LLC		46			46
TRICORE REF LABS - UNIV OF NM		46			46
COLLIER URGENT CARE CENTERS		44	1	2%	45
VOLUSIA COUNTY BRANCH JAIL		1	44	98%	45
SOUTHPORT SQUARE HARBOUR HEALTH		45			45
TRIPLE O MEDICAL SVCES INC		41	4	9%	45

COVID-19: testing by laboratory

Data through May 4, 2021 verified as of May 5, 2021 at 09:25 AM

Data in this report are provisional and subject to change.

The numbers in the table below represent the number of Florida and non-Florida residents for whom test results were received by the Department of Health. A person can be tested by more than one laboratory and can have both positive and negative results. **Therefore, the sum of the numbers in each column will be larger than the total number of people tested.**

Reporting lab	Inconclusive	Negative	Positive	Percent positive	Total
NEOGENOMICS LABORATORIES INC		45			45
IMA MEDICAL GROUP POINCIANA		18	27	60%	45
BENTON HOUSE OF ST. JOHNS		43	2	4%	45
GULFSIDE HOSPICE INC		42	3	7%	45
STUART URGENT CARE			45	100%	45
REDI-MED WALK-IN FAMILY CARE			45	100%	45
BRP SH OPCO LLC		45			45
AU MEDICAL CENTER, INC	1	39	5	11%	45
PLAINVIEW URGENT CARE		42	3	7%	45
UNION MEDICAL CARE PLLC		44	1	2%	45
BD MEDICAL SYSTEMS		43	2	4%	45
AVALON PARK RETIREMENT RESIDENCE		43	2	4%	45
NEXT MOLECULAR ANALYTICS		14	31	69%	45
MINUTECLINIC DIAGNOSTIC OF LOUISIANA,		42	3	7%	45
LARA HEALTH AND WELLNESS CENTER LLC		45			45
GRAND VILLA OF NEW PORT RICHEY		38	7	16%	45
GRAND VILLA OF ENGLEWOOD		40	5	11%	45
PRINCETON VILLAGE□		40	4	9%	44
Gulf Shore Care Center		39	5	11%	44
BENTON HOUSE OF CLERMONT		44			44
FLORIDA HOSPITAL		28	16	36%	44
MAKO MEDICAL		21	23	52%	44
NEUPATH DIAGNOSTICS		36	8	18%	44
FLORIDA HOSPITAL PHYSICIAN GROUP		26	18	41%	44
PEDIATRICS OF CENTRAL FLORIDA – SAINT CLOUD	2	40	2	5%	44
INNOVATIVE GX LABORATORIES		37	7	16%	44
WEISS PEDIATRIC CARE LLC		30	14	32%	44
ST LUCIE COUNTY JAIL		29	15	34%	44
THE MERIDIAN AT BOCA RATON	1	43			44
BRONX LEBANON HOSPITAL-MEDICAL CENTER		40	4	9%	44
LOURDES HOSPITAL INC		42	2	5%	44
FLORIDA MEDICAL CLINIC IM MLK		30	14	32%	44
ASHTON PLACE	3	37	4	9%	44
GRAND VILLA OF ST. PETERSBURG		42	2	5%	44
RADIOLOGY ASSOCIATES OF VENICE AND ENGLEWOOD		42	2	5%	44
GRAND VILLA OF PINELLAS PARK		42	2	5%	44
CAREHERE LAKE SCHOOLS EMPLOYEE HEALTH CENTER		30	14	32%	44
PASSPORT HEALTH ORLANDO		44			44
WALK IN MEDICAL URGENT CARE		43			43
University Hills health and Rehabilitation		33	10	23%	43
COMMUNITY MEDICAL CARE CENTER INC			43	100%	43
EMORY UNIVERSITY HOSPITAL		35	8	19%	43
FIRST CHOICE URGENT CARE		12	31	72%	43
WOLFF CTR FOR CHILD & ADOLESCENT HEALTH PLLC,THE		26	17	40%	43
BRANCH MEDICAL CLINIC			43	100%	43
ADVENTHEALTH MEDICAL GROUP PULMONOLOGY		37	6	14%	43

COVID-19: testing by laboratory

Data through May 4, 2021 verified as of May 5, 2021 at 09:25 AM

Data in this report are provisional and subject to change.

The numbers in the table below represent the number of Florida and non-Florida residents for whom test results were received by the Department of Health. A person can be tested by more than one laboratory and can have both positive and negative results. **Therefore, the sum of the numbers in each column will be larger than the total number of people tested.**

Reporting lab	Inconclusive	Negative	Positive	Percent positive	Total
UNIVERSITY HOSPITAL		36	7	16%	43
MINUTE CLINIC DIAGNOSTIC OF VIRGINIA, LLC		41	2	5%	43
DUVAL PHARMACY		32	11	26%	43
LAKE MARY KIDS CENTRA CARE		33	10	23%	43
EP MEDICAL EQUIPMENT PHARMACY		37	6	14%	43
UNION MEDICAL CARE		43			43
BAYCARE MEDICAL GROUP INC		3	40	93%	43
EC OPCO TIMBERLIN PARC LLC		43			43
LPG CONVENIENT CARE AT METRO		39	4	9%	43
BIOFIRE		11	32	74%	43
KISSIMMEE VA OUTPATIENT CLINIC		40	3	7%	43
PINELLAS INTERNAL MEDICINE ASSOCIATES	1	39	3	7%	43
UNIVERSITY MEDICAL CTR OF PRINCETON AT		40	2	5%	42
KIVA AT CANTERBURY		25	17	40%	42
CRESTVIEW IMMEDIATE CARE LL		18	24	57%	42
MAIMONIDES-SHALOM ACADEMY, INC		41	1	2%	42
D W MCMILLAN MEMORIAL HOSPITAL		31	11	26%	42
LONGLEAF DIAGNOSTIC LABORATORIES		13	29	69%	42
RIVERHEAD URGENT CARE		41	1	2%	42
A & R RESEARCH GROUP		35	7	17%	42
A AND R RESEARCH GROUP LLC		37	5	12%	42
PACIFICA SENIOR LIVING OCALA		37	5	12%	42
Atlantic Shore Nursing and Rehab		42			42
STAT ONE URGENT CARE CENTER		2	40	95%	42
HUNT CLUB MEDICAL		15	27	64%	42
CARE CENTERS OF NASSAU LLC MINER ROAD NORTH		42			42
STETSON UNIVERSITY STUDENT HEALTH CENTER		3	39	93%	42
WHITE-WILSON MEDICAL CENTER		31	11	26%	42
NORTHWELL HEALTH PLAINVIEW HOSPITAL LABORATORY		33	9	21%	42
CLINICAL LABORATORY		42			42
ATRIA WILLOW WOOD		40	2	5%	42
EASTERN SHORE URGENT CARE		31	11	26%	42
LABORATORY MEDICINE CONSULTANTS-LMC PA		39	3	7%	42
CAPITAL REGIONAL MEDICAL CENTER		2	39	95%	41
PEDIATRICS OF CENTRAL FLORIDA KISSI		33	8	20%	41
CITRUS COUNTY HEALTH DEPARTMENT		35	6	15%	41
Grand Villa of Deerfield Beach		37	4	10%	41
ENCOMPASS HEALTH REHABILITATION HOSPITAL OF MIAMI		40	1	2%	41
CROSSROADS URGENT CARE		26	15	37%	41
UNIVERSITY OF ALABAMA		38	3	7%	41
SOUTHCOR LABORATORY		7	34	83%	41
FLORIDA HOSPITAL NEW SMYRNA		4	37	90%	41
BULLS HEAD URGENT CARE		39	2	5%	41
CITRUS CARE CLINIC			41	100%	41
LPG PRIMARY CARE AT COLONIAL CENTER DRIVE		33	8	20%	41
BOND CLINIC, PA		11	30	73%	41

COVID-19: testing by laboratory

Data through May 4, 2021 verified as of May 5, 2021 at 09:25 AM

Data in this report are provisional and subject to change.

The numbers in the table below represent the number of Florida and non-Florida residents for whom test results were received by the Department of Health. A person can be tested by more than one laboratory and can have both positive and negative results. **Therefore, the sum of the numbers in each column will be larger than the total number of people tested.**

Reporting lab	Inconclusive	Negative	Positive	Percent positive	Total
DCH REGIONAL MEDICAL CENTER LABORATORY		39	2	5%	41
WELLMED AT PLANT CITY		23	18	44%	41
ORLANDO ORTHOPAEDIC OUTPATIENT SURGERY CENTER		35	6	15%	41
NIGHT LITE PEDIATRIC CENTER		10	31	76%	41
VENICE URGENT CARE - GULF COAST		1	39	98%	40
CLINICAL PATHOLOGY LABORATORIES, INC		40			40
THE LODGE AND REHABILITATION CENTER		24	16	40%	40
VETERANS AFFAIRS MEDICAL CENTER - NEW YORK HARBOR		38	2	5%	40
MEDEXPRESS URGENT CARE WEST TAMPA			40	100%	40
LPG PRIMARY CARE AT CAPE CORAL PARKWAY		33	7	18%	40
M&V SAN JOSE MEDICAL CENTER			40	100%	40
CHIPOLA QUICK CARE		34	6	15%	40
CARILLON SPORTS AND FAMILY MEDICINE		30	10	25%	40
PORT SAINT JOHN FAMILY PRACTICE		24	16	40%	40
GENEXPERT			40	100%	40
ENCORE AT BOCA RATON, THE			40	100%	40
FAMILY AND INTERNAL MEDICINE AT AVALON PARK		36	4	10%	40
ANDALUSIA HEALTH		23	17	43%	40
PRIDE DIAGNOSTICS		24	16	40%	40
JACKSONVILLE PEDIATRICS		25	15	38%	40
ADVENT HEALTH CENTRA CARE - LAKE LAND		30	10	25%	40
BELVEDERE COMMONS OF SUN CITY CENTER		40			40
JACK BANDEL MD PA		38	1	3%	39
MINUTECLINIC, LLC, DBA MINUTECLINIC #5		35	4	10%	39
CORRECTIONAL MEDICAL GROUP		27	12	31%	39
CLINICAL RESEARCH SEQUENCING PLATFORM		8	31	79%	39
BROOKDALE BRANDON	1	38			39
JUNIPER VILLAGE AT CAPE CORAL		34	5	13%	39
FAMILY CARE PARTNERS URGENT CARE LLC		31	8	21%	39
METROPOLITAN CHARITIES INC		36	3	8%	39
HOUSE CALLS PROFESSIONAL LLC		35	4	10%	39
MEDEX MEDICAL EXPRESS OF PALATKA LLC			39	100%	39
WG BAYPOINT VILLAGE SH LLC		38	1	3%	39
ISLAMORADA VILLAGE OF ISLANDS FIRE RESCUE		36	3	8%	39
BAY COUNTY JAIL ANNEX		34	5	13%	39
BAYSHORE PATHOLOGY CONSULTANTS PA		37	2	5%	39
STATCARE URGENT AND WALK-IN MEDICAL CA		36	3	8%	39
WILLOWS AT WILDWOOD, THE		35	4	10%	39
TAYLORVILLE FAMILY MEDICINE		32	7	18%	39
PALM POINT BEHAVIORAL HEALTH		39			39
GUYAN VALLEY WELLNESS CENTER		32	7	18%	39
CEDAR CREEK AT KINGS BAY INC		39			39
INNOVATION CLINICAL TRIALS, INC			38	100%	38
ST AUGUSTINE PEDIATRIC ASSOC		33	5	13%	38
WASHINGTON COUNTY HEALTH DEPARTMENT		25	13	34%	38
KINDRED HOSPITAL OCALA		34	4	11%	38

COVID-19: testing by laboratory

Data through May 4, 2021 verified as of May 5, 2021 at 09:25 AM

Data in this report are provisional and subject to change.

The numbers in the table below represent the number of Florida and non-Florida residents for whom test results were received by the Department of Health. A person can be tested by more than one laboratory and can have both positive and negative results. **Therefore, the sum of the numbers in each column will be larger than the total number of people tested.**

Reporting lab	Inconclusive	Negative	Positive	Percent positive	Total
AUTUMN OF SARASOTA		12	26	68%	38
CLEARWATER EMPLOYEE HEALTH CLINIC		19	19	50%	38
CONNECTICUT DEPARTMENT OF HEALTH		22	16	42%	38
ACTIVE SENIOR LIVING		36	2	5%	38
ARTHREX MEDICAL CENTER EAST		25	13	34%	38
HOMEWOOD RESIDENCE AT FREEDOM PLAZA		37	1	3%	38
ROCKLAND URGENT CARE FAMILY HEALTH NP		36	2	5%	38
ATRIA SAN PABLO		36	2	5%	38
STEWART MEDICAL GROUP, INC		21	17	45%	38
CCRC @ SUNFLOWER LLC		35	3	8%	38
MINUTE CLINIC LLC #2216		35	3	8%	38
MOLECULAR DIAGNOSTICS		5	33	87%	38
WALGREENS COVID-19		27	11	29%	38
WARDE MEDICAL LABORATORY		29	9	24%	38
Life Care Center of Citrus County		37	1	3%	38
HARMONY HEALTH OPCO, LLC		17	21	55%	38
MINUTE CLINIC DIAGNOSTIC OF NEW JERSEY		37	1	3%	38
MINUTE CLINIC DIAGNOSTIC OF SC, LLC #75		35	2	5%	37
CENTERPLACE HEALTH		15	22	59%	37
CARE HERE		12	25	68%	37
PONCE THERAPY CARE CENTER		34	3	8%	37
THE COLLIER AT NAPLES		36	1	3%	37
MARYLAND DEPARTMENT OF HEALTH			37	100%	37
PATHGROUP		9	28	76%	37
GEORGIA HEART CENTER (MSC 53), NAVICEN		35	2	5%	37
CENTRAL FLORIDA HEALTH CARE INC WAUCHULA SITE 2		29	8	22%	37
PATHOGENIUS LABORATORIES		30	7	19%	37
HR SARASOTA OPERATOR LLC		25	12	32%	37
SOUTHEAST GEORGIA HEALTH SYSTEM, INC		32	5	14%	37
MINUTECLINIC DIAGNOSTIC OF MICHIGAN		34	3	8%	37
COLLIER HMA PHYSICIAN MANAGEMENT LLC		27	10	27%	37
ACCURATE DIAGNOSTIC LAB		35	2	5%	37
ST. MARYS MEDICAL CENTER		1	36	97%	37
HOLLISMED LLC		35	2	5%	37
ASSISTED LIVING OF BROWARD		37			37
ONE MILO		37			37
MINUTECLINIC DIAGNOSTIC OF RHODE ISLAND, LLC #1544		36	1	3%	37
MINUTE CLINIC DIAGNOSTIC OF VIRGINIA		30	7	19%	37
PECONIC BAY MEDICAL CENTER LABORATORY		28	9	24%	37
FAMILY EXTENDED CARE OF SEBRING INC		35	2	5%	37
CITY OF NAPLES FIRE RESCUE		32	5	14%	37
ALAN A SMITH MD LLC		34	3	8%	37
WEINBERG VILLAGE		36	1	3%	37
HOLZER HEALTH CENTER		5	32	86%	37
FORT CAROLINE GARDENS, INC		34	3	8%	37
PULSE & REMEDY LLC		22	15	41%	37

COVID-19: testing by laboratory

Data through May 4, 2021 verified as of May 5, 2021 at 09:25 AM

Data in this report are provisional and subject to change.

The numbers in the table below represent the number of Florida and non-Florida residents for whom test results were received by the Department of Health. A person can be tested by more than one laboratory and can have both positive and negative results. **Therefore, the sum of the numbers in each column will be larger than the total number of people tested.**

Reporting lab	Inconclusive	Negative	Positive	Percent positive	Total
IXI WELLNESS DALLAS, LLC		36			36
TAMPA URGENT CARE			36	100%	36
VIKOR SCIENTITIC		5	31	86%	36
VILLA COURT LLC		36			36
ACCESS 365 URGENT CARE		14	22	61%	36
LEE COMMUNITY HEALTHCARE INC CAPE CORAL		34	2	6%	36
BVL/LITTLE ANGEL PEDIATRICS		36			36
ALPHA PHARMACY		33	3	8%	36
PARKSIDE HEALTH AND REHABILITATION CENTER			36	100%	36
FLORIDA PEDIATRIC GROUP PA		28	8	22%	36
JUPITER MEDICAL CENTER PHYSICIANS GROUP, INC		32	4	11%	36
PHYSICIAN ASSOCIATES LLC		26	10	28%	36
LPG PRIMARY CARE AT MATTHEW DRIVE		30	6	17%	36
MAINSTREET FAMILY URGENT CARE		1	35	97%	36
MEDCOMP SCIENCES			36	100%	36
Kensington Gardens		36			36
EASYCARE WALK-IN CLINIC	1	14	21	58%	36
MEDEMERGE		34	2	6%	36
JACKSON HEALTH SYSTEM		2	34	94%	36
HARBORCHASE OF WELLINGTON CROSSING		34	2	6%	36
NCHD		22	14	39%	36
LEE PHYSICIAN GROUP		32	4	11%	36
MINUTE CLINIC, LLC DBA MINUTECLINIC #4505		33	3	8%	36
FLORIDA PRESBYTERIAN HOMES INC		34	2	6%	36
UNIPATH		24	12	33%	36
IRL		4	31	89%	35
SOUTHEASTERN OUTPATIENT SURGERY CENTER		32	3	9%	35
WUESTHOFF MEMORIAL HOSPITAL			35	100%	35
CERON PEDIATRICS & INTEGRATIVE MEDICIN		35			35
NEUROINTERNATIONAL SARASOTA		32	3	9%	35
METRO KNOXVILLE HMA		25	10	29%	35
Grand Villa of Dunedin		29	6	17%	35
BOCA TOXICOLOGY LLC		33	2	6%	35
BAYSIDE LABORATORIES INC		35			35
P23 LABS		35			35
ALABAMA CLINICS		19	16	46%	35
BUREAU OF PUBLIC HEALTH	1	14	20	57%	35
ISLAND LAKE CENTER		14	21	60%	35
ADVENT HEALTH - FISH MEMORIAL		2	33	94%	35
REDI-MED WALK IN FAMILY CLINIC			35	100%	35
MEDPEDS ASSOCIATES OF SARASOTA PA		32	3	9%	35
STATCARE URGENT & WALK IN MEDICAL CARE		31	4	11%	35
FHMG-FLORIDA HOSPITAL MEDICAL GROUP		25	10	29%	35
MIDDLETOWN MEDICAL P C		25	10	29%	35
LAKELAND NURSING AND REHABILITATION CENTER			35	100%	35
JAMAICA HOSPITAL MEDICAL CENTER		31	4	11%	35

COVID-19: testing by laboratory

Data through May 4, 2021 verified as of May 5, 2021 at 09:25 AM

Data in this report are provisional and subject to change.

The numbers in the table below represent the number of Florida and non-Florida residents for whom test results were received by the Department of Health. A person can be tested by more than one laboratory and can have both positive and negative results. **Therefore, the sum of the numbers in each column will be larger than the total number of people tested.**

Reporting lab	Inconclusive	Negative	Positive	Percent positive	Total
LPG PRIMARY CARE AT BONITA BAY LIFESTYLE CENTER		32	3	9%	35
BAYCARE HEALTH SYSTEMS, LLC			35	100%	35
CANCER RESEARCH LAB, BOB JONES UNIVERSITY		30	5	14%	35
FAST PACE MEDICAL CLINIC		30	5	14%	35
POARCH BANC CREEK INDIANS TRIBAL HEALTH DEPARTMENT			35	100%	35
LABORATORY ALLIANCE OF CENTRAL NEW YORK		33	2	6%	35
TUSCAN GARDENS OF DELRAY BEACH MANAGEMENT COMPANY,		34			34
PHOSPHORUS DIAGNOSTICS		27	7	21%	34
PARAMOUNT WALK-IN CLINIC		1	33	97%	34
LONG TERM CARE OF GULF BREEZE LLC		30	4	12%	34
MARTHA'S HOUSE & ASSISTED LIVING FACILITY		34			34
NORTH PINELLAS CHILDRENS MEDICAL CENTER			34	100%	34
PEDIATRICS IN BREVARD-COCOA BEACH		29	5	15%	34
FLORIDA DEPARTMENT OF HEALTH IN MONROE COUNTY		27	7	21%	34
CVS NC3516POCT WINSTON SALEM		30	4	12%	34
TRADITIONAL HOME CARE INC		33	1	3%	34
FLORIDA ENDOSCOPY & SURGERY CTR LLC		34			34
CIGNA PBSO WEST PALM		3	31	91%	34
AYERS NURSING AND REHABILITATION CENTER		34			34
HUNTINGTON STATION URGENT CARE		33	1	3%	34
GRAND VILLA OF BOYNTON BEACH		33	1	3%	34
SOUTHWEST LABS		34			34
RASHDA ALBIBI M.D. P.A.		31	3	9%	34
WALGREENS_COCONUT CREEK		27	7	21%	34
HARBOUR ISLAND PEDIATRICS		24	10	29%	34
THE SPRINGS OF PARC HILL		33	1	3%	34
LONG BEACH URGENT CARE		34			34
SANFORD MOBILE LAB PGA TOUR		32	1	3%	33
AMBRY GENETICS CORPORATION	23	10			33
STATEN ISLAND UNIVERSITY HOSPITAL-POUCH		32	1	3%	33
OPIS COQUINA CENTER		32	1	3%	33
CVS NC7047POCT DURHAM		33			33
Consulate Health Care of Orange Park		27	6	18%	33
AMMON ANALYTICAL LABORATORIES		29	4	12%	33
EVERLYWELL		19	14	42%	33
GREENRIDGE GROUP HOME	3	11	19	58%	33
GRACE COMMUNITY PHARMACY		3	30	91%	33
BOND CLINIC		3	30	91%	33
VETERANS HOME		1	32	97%	33
AHSE ROP		32	1	3%	33
PIEDMONT HOSPITAL CLINICAL LABORATORY		30	3	9%	33
NIGHT LITE PEDIATRICS URGENT CARE CENTER			33	100%	33
MINUTECLINIC DIAGNOSTIC OF ILLINOIS L		27	6	18%	33
VETERAN AFFAIRS MEDICAL CENTER - JAMES J PETERS		30	3	9%	33
SELECT PHYSICIANS ALLIANCE PL		33			33
CARLOS F FUSTER MD PA		31	2	6%	33

COVID-19: testing by laboratory

Data through May 4, 2021 verified as of May 5, 2021 at 09:25 AM

Data in this report are provisional and subject to change.

The numbers in the table below represent the number of Florida and non-Florida residents for whom test results were received by the Department of Health. A person can be tested by more than one laboratory and can have both positive and negative results. **Therefore, the sum of the numbers in each column will be larger than the total number of people tested.**

Reporting lab	Inconclusive	Negative	Positive	Percent positive	Total
NURSES HELPING HANDS INC ALF		33			33
RESIDENCE AT BAY VUE		31	2	6%	33
CORAL HOUSE ASSISTED LIVING COMMUNITY LLC		33			33
MIGUEL E TREVINO MD PA		29	4	12%	33
WESTWOOD NURSING AND REHABILITATION		28	5	15%	33
STEINHATCHEE DRUGS		26	6	19%	32
GOOD SAMARITAN HOSPITAL LABORATORY		27	5	16%	32
GRAND LIVING AT LAKEWOOD RANCH		31	1	3%	32
JOSEF SCHENKER MD PC DBA CENTERS URGENT		30	2	6%	32
CHILDREN'S MEDICAL CENTER			32	100%	32
VENICE REGIONAL BAYFRONT HEALTH			32	100%	32
ECHELONDX		32			32
SANFORD PEDIATRIC ASSOCIATES, PA		29	3	9%	32
LAKE MARY - STIRLING CENTER SUITE 202			32	100%	32
WOMENS CARE FLORIDA LABORATORY		25	7	22%	32
TREASURE ISLE LLC		32			32
COLORADO DEPARTMENT OF PUBLIC HEALTH AND ENVIRONMENT			32	100%	32
MINUTECLINIC DIAGNOSTIC OF TN PC #6435		29	3	9%	32
Heartland Health Care Center North Sarasota		18	14	44%	32
UNDERGROUND FREE CLINIC		31	1	3%	32
CARDIOLOGY AND MEDICINE ASSOCIATES INC		31	1	3%	32
A LILIKO'I PHARMACY LLC		29	3	9%	32
GUIDEWELL EMERGENCY MEDICINE DOCTORS LLC #33		20	12	38%	32
WESTMINSTER ST AUGUSTINE		32			32
ADVANCED URGENT CARE		12	20	63%	32
MADISON POINTE CARE CENTER		32			32
PASSPORT HEALTH OF TAMPA BAY		29	3	9%	32
MINUTECLINIC, LLC #4230		28	4	13%	32
COLORADO DEPARTMENT OF HEALTH LABORATORY SERVICES DIVISION			32	100%	32
UNION CHD		29	3	9%	32
MORTON PLANT HOSPITAL - ADLER INSTITUTE OF LAB MEDICINE		2	30	94%	32
ORLANDO ORTHOPAEDIC CENTER		28	4	13%	32
IPSUM DIAGNOSTICS		3	29	91%	32
SYNIVERSE WELLNESS CENTER		27	5	16%	32
HEALTH FIRST - VIERA HOSPITAL		1	30	97%	31
COUNTY OF LOS ANGELES			31	100%	31
WALGREENS #04569		29	2	6%	31
ADVENTHEALTH MEDICAL GROUP FAMILY MEDICINE AT RDV		31			31
COLLIER ANESTHESIA PAIN LLC		31			31
COOPER HEALTHCARE		28	3	10%	31
REGENCY PARK ASSISTED LIVING FACILITY		29	2	6%	31
LabCorp L#09258130 M#09258125		12	19	61%	31
ORLANDO FAMILY MEDICINE		14	17	55%	31
AMERICAN ESOTERIC LABORATORIES		15	16	52%	31
Wiregrass Rehabilitation Center and Nursing Home		28	3	10%	31
MICHAEL J D'AMBROSE MD PA		29	2	6%	31

COVID-19: testing by laboratory

Data through May 4, 2021 verified as of May 5, 2021 at 09:25 AM

Data in this report are provisional and subject to change.

The numbers in the table below represent the number of Florida and non-Florida residents for whom test results were received by the Department of Health. A person can be tested by more than one laboratory and can have both positive and negative results. **Therefore, the sum of the numbers in each column will be larger than the total number of people tested.**

Reporting lab	Inconclusive	Negative	Positive	Percent positive	Total
RAYMOND BASRI MD		29	2	6%	31
DISCOVERY COMMONS AT BRADENTON		31			31
ENT AND ALLERGY ASSOCIATES OF FLORIDA LLC		30	1	3%	31
BAPTIST PRIMARY BLACK CREEK SOUTH			31	100%	31
OAKMONTE VILLAGE		30	1	3%	31
CHIPOLA MEDICAL ASSOCIATES		11	20	65%	31
UR CARE FAMILY AND SPORTS MEDICINE			31	100%	31
MINUTECLINIC, LLC, DBA MINUTECLINIC #2544		29	2	6%	31
SANITAS		4	27	87%	31
GRAND VILLA OF DELRAY EAST		31			31
MIDNIGHT MEDICINE			31	100%	31
MINUTECLINIC DIAGNOSTIC OF RHODE ISLAND, LLC #212		31			31
MINUTECLINIC DIAGNOSTIC OF PENNSYLVANIA		29	2	6%	31
VIRTUA		27	4	13%	31
WILLAMETTE VALLEY TOXICOLOGY LLC		29	2	6%	31
PREMIER URGENT CARE CENTER LLC			31	100%	31
JOSEF SCHENKER MD PC		31			31
PERDIDO URGENT CARE		1	30	97%	31
JOSEPH SCHENKER MD PC DBA CENTERS URGENT		27	4	13%	31
FLORIDA MEDICAL CL ODOM TPA		17	14	45%	31
FORT VALLEY STATE UNIVERSITY		29	1	3%	30
HERITAGE WATERSIDE		27	3	10%	30
ROSLYN URGENT CARE		29	1	3%	30
LEE COMMUNITY HEALTHCARE INC NORTH FORT MYERS		30			30
ENGLEWOOD HOSPITAL AND MEDICAL CENTER		25	5	17%	30
THE TERRACE AT IVY ACRES ALF		11	19	63%	30
ST VINCENTS AMBULATORY CARE INC DBA		26	4	13%	30
CLINCLOUD, LLC			30	100%	30
ADVENT HEALTH PRIMARY CARE PLUS, WINTER GARDEN		26	4	13%	30
VA MEDICAL CENTER			30	100%	30
OAK HARBOR ASSISTED LIVING FACILITY		27	3	10%	30
WESTPAC LABS INC	1	18	11	37%	30
HALIFAX HEALTH URGENT CARE		9	21	70%	30
CENTER ONE SURGERY CENTER		24	6	20%	30
P4CLINICAL	3	2	25	83%	30
MINUTECLINIC DIAGNOSTIC OF TN PC #378		27	3	10%	30
ST PETER'S BENDER LABORATORY		29	1	3%	30
GASTROENTEROLOGY ASSOCIATES OF PENSACOLA PA		25	5	17%	30
BOCA SIMON LAB		1	29	97%	30
MINUTECLINIC, LLC #08366		25	5	17%	30
SPRINGWOOD COURT		25	5	17%	30
HOLIDAY MEDICAL ASSOCIATES		4	26	87%	30
GERALD J KIVETT MD		27	3	10%	30
RELIANCE MEDICAL CENTER		21	9	30%	30
GRAND VILLA OF MELBOURNE		28	2	7%	30
Okeechobee Health Care Facility		16	14	47%	30

COVID-19: testing by laboratory

Data through May 4, 2021 verified as of May 5, 2021 at 09:25 AM

Data in this report are provisional and subject to change.

The numbers in the table below represent the number of Florida and non-Florida residents for whom test results were received by the Department of Health. A person can be tested by more than one laboratory and can have both positive and negative results. **Therefore, the sum of the numbers in each column will be larger than the total number of people tested.**

Reporting lab	Inconclusive	Negative	Positive	Percent positive	Total
ACCESS HEALTH CARE PHYSICIANS LLC		10	20	67%	30
WIREGRASS CLINIC LLC		24	6	20%	30
DAVID LAWRENCE CENTER		26	4	13%	30
RAINBOW PEDIATRICS		1	29	97%	30
CHILDRENS MEDICAL CENTER			30	100%	30
HENDRY REGIONAL CORPORATE HEALTH			30	100%	30
BOCA BIOLISTIC REFERENCE LAB			30	100%	30
MED LABS DIAGNOSTICS		11	19	63%	30
GMR EVENT SERVICES LLC DBA CROWDRX		30			30
TALLAHASSEE DEVELOPMENTAL CENTER		28	2	7%	30
SOMA MEDICAL CENTER # 4		5	25	83%	30
AMEERAH LABS			30	100%	30
NTD EUROFINs ATLANTA		29	1	3%	30
BROOKDALE UNIVERSITY HOSPITAL		27	2	7%	29
MAYO CLINIC JACKSONVILLE		4	25	86%	29
PBSO WEST PALM FAMILY PRACTICE		1	28	97%	29
PALM GARDEN OF JACKSONVILLE		27	2	7%	29
ADVANCED HEALTHCARE ASSOCIATES		25	4	14%	29
PALMS, THE		29			29
DUVAL COUNTY HEALTH DEPARTMENT		29			29
MINUTECLINIC LLC #4449		27	2	7%	29
CDC		17	12	41%	29
COMPREHENSIVE CHILDCARE		23	6	21%	29
STEWART MELBOURNE HOSPITAL			29	100%	29
ROBERT H JENKINS JR VETERANS' DOMICILIARY HOME OF		26	3	10%	29
COMMUNITY HEALTH OF SOUTH FLORIDA			29	100%	29
BIG BEND HOSPICE INC		29			29
SUNTREE INTERNAL MEDICINE		29			29
INTERIM HEALTHCARE OF NORTHWEST FLORIDA INC		27	2	7%	29
PINELLAS 1 HOME HEALTH CARE CORP		28	1	3%	29
TIFFANY LAKE CARE CENTERS INC		28	1	3%	29
SUMMERGATE PHARMACY		27	2	7%	29
MINUTECLINIC DIAGNOSTIC OF TN, PC 374		24	5	17%	29
UNIVERSITY OF ILLINOIS VETERINARY DIAG	1	27	1	3%	29
PRO HEALTH HARMONY		29			29
UCLA HEALTHCARE CLINICAL LABS		23	6	21%	29
RENAISSANCE SENIOR LIVING	1	28			29
DSI MANAGEMENT LLC		29			29
BROOKWOOD BAPTIST MEDICAL CENTER		28	1	3%	29
SEBRING PEDIATRICS LLC		6	23	79%	29
UNIV OF ROCHESTER-STRONG MEMORIAL HOSP		28	1	3%	29
TOTTENVILLE CIRCLE URGENT CARE		29			29
PANCARE HEALTH - BONIFAY K-8			29	100%	29
MINIMALLY INVASIVE VASCULAR INC		27	2	7%	29
NEMOURS CHILDRENS CLINIC		22	7	24%	29
CAPE CORAL HOSPITAL ABG LABORATORY		16	13	45%	29

COVID-19: testing by laboratory

Data through May 4, 2021 verified as of May 5, 2021 at 09:25 AM

Data in this report are provisional and subject to change.

The numbers in the table below represent the number of Florida and non-Florida residents for whom test results were received by the Department of Health. A person can be tested by more than one laboratory and can have both positive and negative results. **Therefore, the sum of the numbers in each column will be larger than the total number of people tested.**

Reporting lab	Inconclusive	Negative	Positive	Percent positive	Total
UTAH DEPARTMENT OF HEALTH			28	100%	28
KIVA AT CANTERBURY, LLC		28			28
WEST BROWARD CARE CENTER		24	4	14%	28
BROOKDALE PHILLIPPI CREEK			28	100%	28
ORANGE PEDIATRICS			28	100%	28
NATIONAL MENTOR HEALTHCARE LLC			28	100%	28
BAPTIST PEDIATRICS		24	4	14%	28
MINUTECLINIC DIAGNOSTIC OF TEXAS		24	4	14%	28
URGENT CARE CENTER			28	100%	28
1 TOUCH TOTALCARE SOLUTIONS		25	3	11%	28
MARCO ISLAND MEDICAL CENTER		21	7	25%	28
LAKE PLACID HEALTH AND REHABILITATION		1	27	96%	28
ADVENT HEALTH MEDICAL GROUP FAMILY AND INTERNAL MEDICINE AT AVALON PAR		25	3	11%	28
Cleveland Clinic Laboratories		4	24	86%	28
FIRST CHOICE PEDIATRICS LOOP		25	3	11%	28
SHORE MEMORIAL HOSPITAL		25	3	11%	28
FAMILY CARE PARTNERS		18	10	36%	28
ECC PEDIATRICS		28			28
MEDEXPRESS URGENT CARE - BLOOMINGTON		23	5	18%	28
ASTORIA HEALTH AND REHABILITATION CENTER		27	1	4%	28
MARION PEDIATRICS PA		21	7	25%	28
VASSAR BROTHERS MEDICAL CENTER LABORATORY		26	2	7%	28
EDEN AT CRESTVIEW		12	16	57%	28
HOWARD BEACH URGENT CARE		26	2	7%	28
PARK WEST MEDICAL CENTER		27	1	4%	28
ADVENT HEALTH MEDICAL GROUP- FAMILY MEDICINE AT DR. PHILIPS		23	5	18%	28
MINUTECLINIC DIAGNOSTIC OF NORTH CAROLINA PC		25	3	11%	28
BROWARD HEALTH IMPERIAL POINT NURSING			28	100%	28
PORT ST LUCIE HOSPITAL		25	3	11%	28
MONTEFIORE NEW ROCHELLE HOSPITAL		25	3	11%	28
EMORY CRAWFORD LONG HOSPITAL LABORATOR		25	3	11%	28
KEY PRIMARY CARE			28	100%	28
SUMMIT MEDICAL GROUP - 75 E NORTHFIELD		23	5	18%	28
OPTIMAL CARE PEDIATRICS		8	19	70%	27
THE CLUB AT BOYNTON BEACH, LLC		25	2	7%	27
CVS NC7588POCT ASHEVILLE		23	4	15%	27
EMORY BENNETT VETERANS NURSING HOME	1	26			27
ATRIA LADY LAKE		27			27
EPIC REFERENCE LABS INC			27	100%	27
CVA MINUTE CLINIC DIAGNOSTIC OF VIRGINIA, LLC		26	1	4%	27
Clearwater Center		13	14	52%	27
PHYSICIANS CARE		23	4	15%	27
BROOKDALE SOUTHPOINT			27	100%	27
BOZEMAN HEALTH DEACONESS HOSPITAL		18	9	33%	27
CANTON-POTSDAM HOSPITAL LABORATORY		26	1	4%	27
HEALTHPARK MEDICAL CENTER ABG LAB		26	1	4%	27

COVID-19: testing by laboratory

Data through May 4, 2021 verified as of May 5, 2021 at 09:25 AM

Data in this report are provisional and subject to change.

The numbers in the table below represent the number of Florida and non-Florida residents for whom test results were received by the Department of Health. A person can be tested by more than one laboratory and can have both positive and negative results. **Therefore, the sum of the numbers in each column will be larger than the total number of people tested.**

Reporting lab	Inconclusive	Negative	Positive	Percent positive	Total
EXPRESS CARE OF BELLEVIEW		27			27
LOOP PEDIATRICS		22	5	19%	27
VICK STREET MANOR		27			27
LAKELAND HILLS CENTER		19	8	30%	27
SUNCOAST LABS			27	100%	27
COASTAL SKIN SURGERY AND DERMATOLOGY		19	8	30%	27
HOPE HEALTHCARE		26	1	4%	27
Summit Medical Group Westfield Lab		24	3	11%	27
DIXIE COUNTY HEALTH DEPARTMENT		18	9	33%	27
CARENOW - DOWNTOWN NORTH GULCH		25	2	7%	27
COASTAL COMPLETE CARE		13	14	52%	27
MINUTE CLINIC DIAGNOSTIC OF TEXAS, LLC		24	3	11%	27
PEPIN ACADEMIES-PASCO		26	1	4%	27
SPANISH RIVER HIGH SCHOOL ESE		23	4	15%	27
HUNT CLUB PEDIATRIC ASSOCIATES LLC		22	5	19%	27
MINUTECLINIC DIAGNOSTIC OF TN PC #6363		22	5	19%	27
URGENT FAMILY CARE INC		24	3	11%	27
West Gate Village, LLC		27			27
MARQUESA MEDICAL		23	4	15%	27
ST MARYS MEDICAL CENTER			27	100%	27
BETHESDA HEALTH PHYSICIAN GROUP INC			27	100%	27
AEGIS MEDICAL GROUP, LLC		26	1	4%	27
THE COMMONWEALTH OF MASSACHUSETTS		1	26	96%	27
LEXINGTON PLACE SENIOR LIVING COMMUNITY		27			27
EAST HILL MEDICAL GROUP		17	9	35%	26
WELLMED AT BRANDON REGIONAL		19	7	27%	26
RJ LEE GROUP	1	23	2	8%	26
ADIRONDACK MEDICAL CENTER		26			26
PULMONARY SPECIALISTS OF THE PALM BEACHES		16	10	38%	26
J AND J VISTAKON EMPLOYEE HEALTH CENTER		25	1	4%	26
NEW YORK METHODIST HOSPITAL		22	4	15%	26
LOT HEALTH SERVICES	1	25			26
ADVENTHEALTH MEDICAL GROUP PEDIATRIC & ADOLESCENT		25	1	4%	26
VISTACARE PHARMACY I		22	4	15%	26
MONCRIEF ARMY HEALTH CLINIC			26	100%	26
PALMETTO PEDIATRICS			26	100%	26
USCG AIR STATION CLEARWATER CLINIC		25	1	4%	26
MAGNOLIA PEDIATRICS		4	22	85%	26
ABL MEDICAL CARE LLC			26	100%	26
THE MINIER URGENT CARE		20	6	23%	26
MINUTECLINIC DIAGNOSTIC OF TN PC #320		18	8	31%	26
TREEHOUSE PEDIATRICS & FAMILY CARE		26			26
EXPRESS FAMILY CARE LLC		11	15	58%	26
SARNO FAMILY PRACTICE		13	13	50%	26
ADVENT HEALTH PARTIN SETTLEMENT HEALTH PARK		18	8	31%	26
ARCPOINT LABS OF FORT LAUDERDALE		25	1	4%	26

COVID-19: testing by laboratory

Data through May 4, 2021 verified as of May 5, 2021 at 09:25 AM

Data in this report are provisional and subject to change.

The numbers in the table below represent the number of Florida and non-Florida residents for whom test results were received by the Department of Health. A person can be tested by more than one laboratory and can have both positive and negative results. **Therefore, the sum of the numbers in each column will be larger than the total number of people tested.**

Reporting lab	Inconclusive	Negative	Positive	Percent positive	Total
PALM BEACH COUNTY FIRE RESCUE		24	2	8%	26
LAKES DIALYSIS CENTER INC			26	100%	26
WAKULLA COUNTY HEALTH DEPARTMENT		12	14	54%	26
CVS NV3210POCT LAS VEGAS		23	3	12%	26
OAKTREE HEALTHCARE			26	100%	26
DELRAY BEACH FACIAL PLASTIC SURGERY		26			26
MINUTECLINIC DIAGNOSTIC OF NORTH		22	4	15%	26
DALE MEDICAL CENTER		21	5	19%	26
DARDEN WELLNESS CENTER		23	3	12%	26
GRADY HEALTH SYSTEM		26			26
MD BEAUTY LABS, PA		24	2	8%	26
DAYTONA BEACH OPC		23	3	12%	26
FLORIDA MEDICAL CLINIC - NEW TAMPA		21	5	19%	26
NEWYORK-PRESBYTERIAN/ LAWRENCE HOSPITAL LABORATORY		23	3	12%	26
FORT SANDERS REGIONAL LABORATORY		26			26
INNOVATIVE RESEARCH OF WEST FLORIDA		23	3	12%	26
JOINT AMBULATORY CARE CENTER		25			25
MADWAR		19	6	24%	25
TOTAL ACCESS URGENT CARE		1	24	96%	25
JUPITER MEDICAL CENTER		1	24	96%	25
ADEPT INPATIENT MEDICAL SERVICES PC		25			25
ADVENT HEALTH - LAKE MARY PEDIATRICS		16	9	36%	25
SUNQUEST		3	22	88%	25
FEDERAL PRISON CAMP PENSACOLA			25	100%	25
ASURANCE SCIENTIFIC LABORATORIES		24	1	4%	25
GREEN GABLES ASSISTED LIVING FACILITY		25			25
THE WATERMARK AT VISTAWILLA		25			25
STATE LAB		3	22	88%	25
PHYSICIANS STAT		3	22	88%	25
FINLAY C. LABORATORY		4	21	84%	25
ST. CLOUD HOSPITAL		20	5	20%	25
STEWART MEDICAL GROUP INC			25	100%	25
TREASURE COAST URGENT CARE			25	100%	25
WESTPAC LABS		1	24	96%	25
JUST FOR KIDS PEDIATRICS		5	20	80%	25
ENCOMPASS HOME HEALTH OF THE SOUTHEAST LLC		23	2	8%	25
CIMA MEDICAL CENTER		24	1	4%	25
URGENT CARE USA			25	100%	25
LAKE HOWARD HEIGHTS	1	21	3	12%	25
ROSS MEDICAL GROUP			25	100%	25
ST VINCENT'S EAST		23	2	8%	25
MORTON PLANT NORTH BAY HOSPITAL			25	100%	25
South Heritage Health and Rehab		25			25
UNIV OF NORTH ALABAMA HEALTH CENTER		22	3	12%	25
ADVENT HEALTH EXPRESS		9	16	64%	25
CENTRAL FLORIDA PEDIATRIC URGENT CARE LLC		21	4	16%	25

COVID-19: testing by laboratory

Data through May 4, 2021 verified as of May 5, 2021 at 09:25 AM

Data in this report are provisional and subject to change.

The numbers in the table below represent the number of Florida and non-Florida residents for whom test results were received by the Department of Health. A person can be tested by more than one laboratory and can have both positive and negative results. **Therefore, the sum of the numbers in each column will be larger than the total number of people tested.**

Reporting lab	Inconclusive	Negative	Positive	Percent positive	Total
OLIVE BRANCH HEALTH AND REHABILITATION CENTER			25	100%	25
SOUTH FLORIDA DIALYSIS CENTER		8	17	68%	25
VILLAGES REHABILITATION AND NURSING CENTER		24	1	4%	25
INTERVENTIONAL REHABILITATION OF SOUTH FLORIDA		16	8	33%	24
WELLSNOW URGENT CARE		23	1	4%	24
CHARLOTTE CHD PORT CHARLOTTE		20	4	17%	24
Wesley Place on Honeysuckle		22	2	8%	24
HEALTH MED CENTERS		24			24
COURTYARDS OF ORLANDO		24			24
HENNEPIN COUNTY MEDICAL CENTER (HCMC)		13	11	46%	24
MED PLUS FLORENCE		20	4	17%	24
UAH STUDENT HEALTH CENTER		17	7	29%	24
SOUTH NASSAU COMMUNITIES HOSPITAL		20	4	17%	24
PALM BEACH GARDENS MEDICAL CENTER			24	100%	24
MADISON COUNTY MEMORIAL HOSP		12	12	50%	24
SARASOTA MEMORIAL NURSING & REHABILITATION CTR		24			24
ROWLETT MIDDLE ACADEMY		22	2	8%	24
ST ELIZABETH MEDICAL CENTER LABORATORY		21	3	13%	24
AVENTIS BIO-SERVICES CTL		24			24
WESTMINSTER WOODS ON JULINGTON CREEK		22	2	8%	24
PACIFICA SENIOR LIVING FORT MYERS		15	9	38%	24
SENIOR LIVING IV SUN CITY LLC		17	7	29%	24
FORT PIERCE FAMILY CARE INC		18	6	25%	24
FLORENCE J HUNT STUDENT WELLNESS CENTER - HEALTH SERVICES (ABBOTT)		24			24
INTERNAL MEDICINE LIPID AND WELLNESS PRACTICE		10	14	58%	24
ALAN SERURE MD		24			24
PRIME CARE ONE LLC/HARBORCHASE OF VENICE			24	100%	24
NOVANT HEALTH		18	6	25%	24
HERITAGE OAKS ASSISTED LIVING & MEMORY CARE		20	4	17%	24
LABORATORY DYNAMICS		20	4	17%	24
LAKE NONA MEDICAL SERVICES		16	8	33%	24
PALMS MEDICAL GROUP - LAKE CITY WEST		3	21	88%	24
MID FLORIDA PATHOLOGY LLC		23	1	4%	24
EDWARD S BENNETT MD PLLC		24			24
CSH LAKE ORIENTA LP		24			24
NORTHEAST GEORGIA MEDICAL CENTER		24			24
LIFELINK TISSUE BANK D/B/A LIFELINK TISSUE BANK		20	4	17%	24
A PLUS FAMILY URGENT CARE			24	100%	24
MINUTECLINIC MINUTECLINIC #8746		23	1	4%	24
TARPON BAYOU CENTER			24	100%	24
GILCHRIST COUNTY JAIL		22	2	8%	24
ADVANCED URGENT CARE CENTER		7	17	71%	24
MEDEXPRESS URGENT CARE - SEMINOLE SQUA		22	2	8%	24
CL BRUMBACK PRIMARY CARE CLINIC LANTANA		2	22	92%	24
PHYSICIANS PRIMARY CARE OF SW FLORIDA PL		24			24
TIMBERLANE LODGE ALF	1	16	7	29%	24

COVID-19: testing by laboratory

Data through May 4, 2021 verified as of May 5, 2021 at 09:25 AM

Data in this report are provisional and subject to change.

The numbers in the table below represent the number of Florida and non-Florida residents for whom test results were received by the Department of Health. A person can be tested by more than one laboratory and can have both positive and negative results. **Therefore, the sum of the numbers in each column will be larger than the total number of people tested.**

Reporting lab	Inconclusive	Negative	Positive	Percent positive	Total
MINUTECLINIC, LLC, #4160		20	4	17%	24
WALGREENS #04618		21	3	13%	24
DOCTORS MEDICAL CENTER OF WALTON COUNTY CLINIC			24	100%	24
SENIOR HEALTH OF WINTER PARK DUNDEE		24			24
DOC PAM PA		23	1	4%	24
THE CHAPPEL GROUP RESEARCH		24			24
ATRIA AT ST JOSEPHS		24			24
BAYFRONT HMA CONVENIENT CARE, LLC		2	22	92%	24
RAINBOW PEDIATRIC CENTER		2	22	92%	24
SONATA BOYNTON BEACH		21	3	13%	24
MAITLAND PRIMARY CARE		9	15	63%	24
GRAND VILLA OF SARASOTA		23	1	4%	24
MIAMI BEACH MEDICAL GROUP			23	100%	23
WUESTHOFF MEDICAL CENTER-MELBOURNE			23	100%	23
NEW JERSEY		22	1	4%	23
WELLMED AT LAKE COPELAND		17	6	26%	23
APOLLO SURGERY CENTER		21	2	9%	23
COASTAL FAMILY PRACTICE		15	8	35%	23
UNIVERSITY HILLS HEALTH AND REHABILITATION CENTER		18	5	22%	23
GLEN COVE HOSPITAL		23			23
PULSE MEDICAL GROUP INC			23	100%	23
Sovereign Laboratory Services, LLC		20	3	13%	23
TRINITY MEDICAL ASSOCIATES LLC			23	100%	23
FLUSHING HOSPITAL MEDICAL CENTER		19	4	17%	23
49D2045214PHYSICIAN OFFICE WAIVER MED EXPRESS URGENT CARE - HARRISONBU		14	9	39%	23
FAST PACE MEDICAL CLINIC PLLC		21	2	9%	23
NOBLE SENIOR LIVING		3	20	87%	23
OMEGA LABORATORIES		19	4	17%	23
LAKEVIEW HEALTH CARE SYSTEMS		9	14	61%	23
CARESPOT		2	21	91%	23
ERIC C MARSHAL MD, PC DBA MINUTECLINIC		22	1	4%	23
EGL GENETIC DIAGNOSTICS		1	22	96%	23
TREEHOUSE PEDIATRICS		19	4	17%	23
BAYFRONT FAMILY HEALTH CENTER		3	20	87%	23
ORANGE PARK PEDIATRIC ASSOCIATES		10	13	57%	23
GAMMA DIAGNOSTIC LAB LLC			23	100%	23
CORE LABORATORY		1	22	96%	23
WOODHOUSE INC		17	6	26%	23
UF HEALTH NORTH JACKSONVILLE			23	100%	23
PRIMECARE AT PORT ORANGE		4	19	83%	23
ISLAND COAST PEDIATRICS PA		22	1	4%	23
COMMONWEALTH OF MASSACHUSETTS			23	100%	23
ESOTERIX GENETIC LABORATORIES		17	6	26%	23
NORTHWEST FLORIDA COMMUNITY HOSPITAL 3RD FLOOR		21	2	9%	23
NEW YORK PRESBYTERIAN - ALLEN HOSPITAL		23			23
PALM BAY FAMILY PRACTICE		6	17	74%	23

COVID-19: testing by laboratory

Data through May 4, 2021 verified as of May 5, 2021 at 09:25 AM

Data in this report are provisional and subject to change.

The numbers in the table below represent the number of Florida and non-Florida residents for whom test results were received by the Department of Health. A person can be tested by more than one laboratory and can have both positive and negative results. **Therefore, the sum of the numbers in each column will be larger than the total number of people tested.**

Reporting lab	Inconclusive	Negative	Positive	Percent positive	Total
BAYCARE MEDICAL GROUP INC			23	100%	23
MARQUES PEDIATRICS			23	100%	23
Z UROLOGY		22	1	4%	23
REGENEXX TAMPA BAY		20	3	13%	23
MARATHON HEALTH FOR LIFE		19	3	14%	22
PEDIATRIC ASSOCIATES PA		17	5	23%	22
SOLE HEALTH LLC		22			22
MEDI STATION			22	100%	22
MINUTE-CLINIC DIAGNOSTIC OF VIRGINIA		18	4	18%	22
DIACARTA INC.		22			22
BASSETTI & ASSOCIATES, MD, PA			22	100%	22
PRIMARY CARE SPECIALISTS OF ORLANDO LLC		17	5	23%	22
MOBILE DIVISION LABORATORY		7	15	68%	22
FLORIDA HOSPITAL LABS		12	10	45%	22
SOUTH CAROLINA DEPARTMENT OF HEALTH			22	100%	22
CVS NC4165POCT BREVARD		14	8	36%	22
BROOKDALE WEST BOYNTON BEACH		22			22
LAKEWOOD RANCH MEDICAL CENTER CLINICAL LAB			22	100%	22
MINUTECLINIC DIAGNOSTIC OF TEXAS LLC		20	2	9%	22
HARTFORD HOSPITAL ANCILLARY LAB		17	5	23%	22
LISTENING DOCTOR PLLC, THE		16	6	27%	22
YUSRA MEDICAL ASSOCIATES PA		16	6	27%	22
OHIO CVS STORES, LLC DBA		19	3	14%	22
ROCKLEDEGE REGIONAL MEDICAL CENTER		17	5	23%	22
MEDEXPRESS URGENT CARE - TIMBERLAKE		19	3	14%	22
GENTIVA HEALTH SERVICES		20	2	9%	22
ROBINSON FAMILY CLINIC PA		12	10	45%	22
GRAND VILLA OF PALM COAST		22			22
ORANGE REGIONAL MEDICAL CENTER LABORATORY		17	5	23%	22
FLORIDA PEDIATRICS		6	16	73%	22
OCEANSIDE URGENT CARE		22			22
MORRIS PARK URGENT CARE		19	3	14%	22
GLEN OAKS URGENT CARE		20	2	9%	22
EBEIDS MD PEDIATRICS		19	3	14%	22
MINUTECLINIC DIAGNOSTICS MEDICAL GROUP		21	1	5%	22
CVS MINUTE CLINIC DIAGNOSTIC OF TN #6044		20	2	9%	22
ST VINCENT'S URGENT CARE		19	3	14%	22
SEAGRASS VILLAGE			22	100%	22
MORNINGSIDE MANOR & VILLA ADULT CARE C		22			22
TEN HEALTHCARE		6	16	73%	22
KELLY'S ASSISTED LIVING FACILITY		22			22
FAMILY AND AFTER HOURS CARE		22			22
ELAN SPANISH SPRINGS		4	18	82%	22
TEXAS DEPARTMENT OF STATE HEALTH SERVICES		3	19	86%	22
GUARDANT HEALTH		16	6	27%	22
MINUTECLINIC DIAGNOSTIC PA		19	3	14%	22

COVID-19: testing by laboratory

Data through May 4, 2021 verified as of May 5, 2021 at 09:25 AM

Data in this report are provisional and subject to change.

The numbers in the table below represent the number of Florida and non-Florida residents for whom test results were received by the Department of Health. A person can be tested by more than one laboratory and can have both positive and negative results. **Therefore, the sum of the numbers in each column will be larger than the total number of people tested.**

Reporting lab	Inconclusive	Negative	Positive	Percent positive	Total
OHSU MOLECULAR MICROBIOLOGY LAB		21	1	5%	22
CONNECTDX		7	15	68%	22
ADVENTHEALTH MEDICAL GROUP PEDIATRICS AT		4	17	81%	21
ST JUDE CHILDRENS RESEARCH HOSPITAL		21			21
GOOD SAMARITAN MEDICAL CENTER			21	100%	21
NONA PEDIATRIC CENTER		15	6	29%	21
ARDEN COURTS OF WINTER SPRINGS		18	3	14%	21
CLEVELAND CLINIC FLORIDA		1	20	95%	21
CITY OF SANFORD EMPLOYEE HEALTH AND		20	1	5%	21
CVS MINUTE CLINIC DIAGNOSTIC OF TEXAS LLC		17	4	19%	21
ADVENTHEALTH MEDICAL GROUP	1	14	6	29%	21
THE VILLAGES HEALTH		12	9	43%	21
JOHNS HOPKINS MEDICAL LABORATORIES		1	20	95%	21
RHODE ISLAND DEPARTMENT OF HEALTH			21	100%	21
ESTATES MEDICAL CENTER		12	9	43%	21
ST ANTHONY'S HOSP PATIENT CARE SERVICE			21	100%	21
NAVAL MEDICAL CENTER SAN DIEGO			21	100%	21
REVA INC		17	4	19%	21
WACO HHSSURGEWACO	1	17	3	14%	21
PRIMECARE OF DOTHAN-DALEVILLE CLINIC		16	5	24%	21
ADVENT HEALTH - KISSIMMEE		6	15	71%	21
HELIX DIAGNOSTICS			21	100%	21
HARLEM HOSPITAL CENTER		20	1	5%	21
SOMA MEDICAL CENTER, PA #4 FLORIDA MANGO		1	20	95%	21
POINT OF CARE CLINICS PRIMARY CARE		20	1	5%	21
BIOREFERENCE LABORATORIES		8	13	62%	21
CLINICAL PATHOLOGY LABORATORIES SOUTHEAST			21	100%	21
CITY OF CLEARWATER EMPLOYEE HEALTH CENTER		10	11	52%	21
THRIF-T DRUGS INC		19	2	10%	21
JEFFERSON K-12, A SOMERSET SCHOOL- CLINIC		17	4	19%	21
INTERNATIONAL MEDICAL LABORATORY INC		21			21
SHELBY BAPTIST MEDICAL CENTER		16	5	24%	21
PREMIUM HEALTH CARE			21	100%	21
KIDS CARE PEDIATRICS PA			21	100%	21
HEALTHY MINORS, LLC.		20	1	5%	21
BARTON FAMILY PRACTICE		10	11	52%	21
GRACE WELLNESS CENTER		8	13	62%	21
SELECT PHYSICIANS ALLIANCE		21			21
WINTER PARK FAMILY PRACTICE LLC		17	4	19%	21
UPMC CHAUTAUQUA AT WCA LABORATORY		20	1	5%	21
CARENOW URGENT CARE-BRENTWOOD		15	6	29%	21
ROCKLEDGE FAMILY HEALTH			21	100%	21
TENNESSEE DEPARTMENT OF HEALTH		15	6	29%	21
Citymd Of Lacey		18	3	14%	21
MINUTECLINIC DIAGNOSTIC OF RHODE ISLAND, LLC #590		20	1	5%	21
MINUTECLINIC, LLC #4507		19	2	10%	21

COVID-19: testing by laboratory

Data through May 4, 2021 verified as of May 5, 2021 at 09:25 AM

Data in this report are provisional and subject to change.

The numbers in the table below represent the number of Florida and non-Florida residents for whom test results were received by the Department of Health. A person can be tested by more than one laboratory and can have both positive and negative results. **Therefore, the sum of the numbers in each column will be larger than the total number of people tested.**

Reporting lab	Inconclusive	Negative	Positive	Percent positive	Total
COLUMBIA MEMORIAL HOSPITAL		21			21
FORT WALTON BEACH DEVELOPMENTAL CENTER		19	1	5%	20
MINUTECLINIC DIAGNOSTIC OF TN PC #566		16	4	20%	20
BAY PEDIATRICS PA		18	2	10%	20
CVS HEALTH, #3396		18	2	10%	20
WINSHIPS PHARMACY INC		20			20
KIDSWOOD PEDIATRICS CORP		6	14	70%	20
ANYTIME LAB, LLC		18	2	10%	20
FAMILY CARE CYPRESS CREEK		1	19	95%	20
URGENT TEAM		17	3	15%	20
REDITUS LABORATORIES			20	100%	20
CARESPOT OF NOCATEE		1	19	95%	20
PROFESSIONAL PARK PEDIATRICS PA			20	100%	20
MINUTECLINIC DIAGNOSTIC OF SC, LLC #2		16	4	20%	20
ORLANDO FAMILY PHYSICIANS INC		14	6	30%	20
GOOD SAMARITAN SOCIETY OF DAYTONA		16	4	20%	20
PRIMARY CARE MEDICINE	1	13	6	30%	20
Floral Health and Rehabilitation, LLC		19	1	5%	20
MINUTECLINIC, LLC #1586		14	6	30%	20
SHIELDT3 LLC		20			20
MINUTE CLINIC DIAGNOSTIC OF TN PC #64		19	1	5%	20
STATEN ISLAND UNIVERSITY HOSPITAL		19	1	5%	20
BEST MEDICAL CENTER		11	9	45%	20
ODYSSEY HEALTHCARE OF MARION COUNTY, LLC		19	1	5%	20
AUBURN COMMUNITY HOSPITAL		18	2	10%	20
VIERA FAMILY MEDICINE AND WELLNESS		16	4	20%	20
LAKE WORTH MANOR		19	1	5%	20
DEPT OF VA MEDICAL CENTER - BAY PINES			20	100%	20
ADVENTIST HEALTH SYSTEM		16	4	20%	20
TGH MEDICAL GROUP LABORATORY CARROLLWOOD			20	100%	20
MEDICAL EXPRESS CORP		18	2	10%	20
MINUTECLINIC DIAGNOSTIC OF MICHIGAN PC		19	1	5%	20
MCWHORTER SCHOOL OF PHARMACY		20			20
FIRST CHOICE PEDIATRICS WINTER SPRINGS		15	5	25%	20
COMMUNITY HOME HEALTH CARE		20			20
BROOKDALE MANDARIN CENTRAL		7	13	65%	20
MINUTE CLINIC		2	18	90%	20
REGENCY SQUARE MALL - SEARS		4	16	80%	20
BROWNE MEDICAL		18	2	10%	20
BAPTIST MEDICAL GRP URGENT CARE & OCC HEALTH AIRPO		20			20
PONCE PLAZA NURSING & REHAB CENTER		4	16	80%	20
THE CANOPY AT HARPER LAKE	1		19	95%	20
CONSOLIDATED LAB SERVICES		10	10	50%	20
MAIMONIDES MEDICAL CENTER		16	3	16%	19
MD PLUS URGENT CARE, LLC			19	100%	19
OCEAN REEF MEDICAL CENTER, LLC			19	100%	19

COVID-19: testing by laboratory

Data through May 4, 2021 verified as of May 5, 2021 at 09:25 AM

Data in this report are provisional and subject to change.

The numbers in the table below represent the number of Florida and non-Florida residents for whom test results were received by the Department of Health. A person can be tested by more than one laboratory and can have both positive and negative results. **Therefore, the sum of the numbers in each column will be larger than the total number of people tested.**

Reporting lab	Inconclusive	Negative	Positive	Percent positive	Total
NANO HEALTH ASSOCIATES LLC		19			19
FOX FAMILY PRACTICE		19			19
EMERALD COAST HOSPICE - CRESTVIEW		19			19
ELTINGVILLE CIRCLE URGENT CARE		18	1	5%	19
COLLEGE POINT URGENT CARE		16	3	16%	19
ST CATHERINE OF SIENA HOSPITAL		17	2	11%	19
FLORIDA HOSPITAL WINTER GARDEN		15	4	21%	19
NORTHSIDE HOSPITAL DULUTH		16	3	16%	19
ABC PEDIATRICS OF PORT ST LUCIE		17	2	11%	19
ROBERT WOOD JOHNSON UNIVERSITY HOSP		17	2	11%	19
MINUTECLINIC INCORPORATE, LLC		16	3	16%	19
WELLSTAR COBB HOSPITAL		17	2	11%	19
ASHRAF MEDICAL GROUP PLLC DBA PULSE M		18	1	5%	19
FLORIDA COMMUNITY HEALTH CENTER OF ST. LUCIE		1	18	95%	19
STAT MEDICAL CLINIC III INC		13	6	32%	19
CITY OF LAKE MARY EMPLOYEE HEALTH CENTER		16	3	16%	19
ALL PEDIATRIC CARE			19	100%	19
MC DIAGNOSTIC OF CONNECTICUT, PC #1960		19			19
CVS MINUTE CLINIC DIAGNOSTIC OF TEXAS, LLC		15	4	21%	19
MICHELLE S PAGE MD PA		18	1	5%	19
CLINIC OF PEDIATRICS & GI MEDICINE INC		1	18	95%	19
CVS PHARMACY		1	18	95%	19
MONROE COUNTY DETENTION CENTER			19	100%	19
MED HEALTH SERVICES		18	1	5%	19
CARE POINT HEALTH & WELLNESS CENTER		19			19
SEVEN RIVERS REGIONAL MEDICAL CENTER		5	14	74%	19
BAPTIST MEMORIAL HEALTH CARE		17	2	11%	19
INTEGRATED FAMILY MEDICAL CENTER			19	100%	19
SAVANNAH STATE UNIVERSITY, COUNSELING		19			19
URGENT CARE & FAMILY PRACTICE CENTER			19	100%	19
VALLEY IMMEDIATE CARE		16	3	16%	19
ST. JUDES LABORATORIES		13	6	32%	19
ROYAL PALM MEDICAL GROUP, INC		19			19
CAREHERE- LCS LEESBURG			19	100%	19
ANYLABTESTNOW		6	13	68%	19
STONE WASH CLINICAL LABORATORIES		2	17	89%	19
CORNER OAK ESTATE LLC		19			19
AURORA UNIVERSITY WELLNESS CENTER		19			19
BAYVIEW MEDICAL		19			19
INTEGRATED REGIONAL LABORATORIES - LARGO			19	100%	19
NO NAME		8	11	58%	19
FRUITVILLE URGENT CARE			19	100%	19
TGH URGENT CARE - WESTCHASE			19	100%	19
CLERMONT ADVENTHEALTH CENTRA CARE		1	18	95%	19
CARESPOT EXPRESS HEALTHCARE			19	100%	19
BRIDGEWAY HEALTH CLINICS INC			19	100%	19

COVID-19: testing by laboratory

Data through May 4, 2021 verified as of May 5, 2021 at 09:25 AM

Data in this report are provisional and subject to change.

The numbers in the table below represent the number of Florida and non-Florida residents for whom test results were received by the Department of Health. A person can be tested by more than one laboratory and can have both positive and negative results. **Therefore, the sum of the numbers in each column will be larger than the total number of people tested.**

Reporting lab	Inconclusive	Negative	Positive	Percent positive	Total
JACKSON NORTH MEDICAL CENTER		2	17	89%	19
OWL NOW URGENT CARE		9	10	53%	19
LOVING CARE OF THE TREASURE COAST LLC	1	13	5	26%	19
LAB INTERMARKET FACILITY LAB		1	18	95%	19
VALHALLA MEDICS		19			19
ADVENT HEALTH - WINTER HAVEN		8	10	56%	18
TPCA CLINICAL LABORATORIES		15	3	17%	18
AVALON FAMILY RESORT ASSISTED LIVING LLC		18			18
SANTA ROSA COUNTY JAIL - WELLPATH			18	100%	18
INTERMOUNTAIN CENTRAL LAB		1	17	94%	18
DAVID LAWRENCE CENTER INC		16	2	11%	18
CVS MINUTE CLINIC DIAGNOSTIC PA		13	5	28%	18
FORT HAMILTON URGENT CARE		18			18
GENERAL INTERNAL MEDICINE MEDICAL CTR CLINIC		13	5	28%	18
MC DIAGNOSTIC OF CONNECTICUT, PC #775		17	1	6%	18
MIRIMUS INC		1	17	94%	18
BAY COUNTY HEALTH DEPARTMENT		14	4	22%	18
SONORA QUEST LABORATORIES			18	100%	18
CRANES VIEW LODGE			18	100%	18
MINUTECLINIC #8699		14	4	22%	18
MEDEXPRESS URGENT CARE LEWISBURG		17	1	6%	18
BROOKDALE ST AUGUSTINE		1	17	94%	18
ASCENSION ST VINCENT'S PRIMARY CARE		1	17	94%	18
MARION COUNTY HEALTH DEPARTMENT		17	1	6%	18
MEDEXPRESS URGENT CARE, MOON TOWNSHIP		17	1	6%	18
CABOT RESERVE ON THE GREEN		18			18
URGENT CARE AT LONGWOOD			18	100%	18
MONTEFIORE ST LUKE'S CORNWALL HOSPITAL		14	4	22%	18
TENDER CARE ALF		18			18
MEDEXPRESS URGENT CARE - ROBINSON TWP, STEUBENVILLE PIKE		16	2	11%	18
CVS MINUTE CLINIC DIAGNOSTIC OF WISCONSIN		18			18
WALGREEN EASTERN CO, INC		18			18
DR PHILLIPS MEDICAL WELLNESS CENTER		13	5	28%	18
BRONSON FIRE DEPARTMENT		18			18
AURORA DIAGNOSTICS		6	12	67%	18
PRATTVILLE BAPTIST HOSPITAL		14	4	22%	18
OSCEOLA ALF OPERATOR, LLC DBA□		18			18
MADISON CORE LABORATORIES		17	1	6%	18
IONA COLLEGE HEALTH & WELLNESS CENTER		18			18
BERGEN NEW BRIDGE M		16	2	11%	18
CLEVELAND CLINIC			18	100%	18
Terrace of Jacksonville		3	15	83%	18
MINUTE CLINIC DIAGNOSTIC OF SOUTH CAROLINA		14	4	22%	18
MI CASA DORADA ASSISTED LIVING FACILIT		18			18
MOORINGS PARK OAKSTONE AT GREY OAKS		17	1	6%	18
XPRESS WELLNESS URGENT CARE			18	100%	18

COVID-19: testing by laboratory

Data through May 4, 2021 verified as of May 5, 2021 at 09:25 AM

Data in this report are provisional and subject to change.

The numbers in the table below represent the number of Florida and non-Florida residents for whom test results were received by the Department of Health. A person can be tested by more than one laboratory and can have both positive and negative results. **Therefore, the sum of the numbers in each column will be larger than the total number of people tested.**

Reporting lab	Inconclusive	Negative	Positive	Percent positive	Total
MINUTECLINIC, LLC, DBA MINUTECLINIC #6		16	2	11%	18
MEDLAB INC		18			18
PPD - IXLAYER		17	1	6%	18
107TH PLACE GROUP HOME		18			18
UM MILLER SCHOOL OF MEDICINE			18	100%	18
RESOLVE MOLECULAR DIAGNOSTICS		13	4	24%	17
GENOTOX LABORATORIES		14	3	18%	17
CVS MINUTE CLINIC DIAGNOSTIC MED GRP OF CA		17			17
COAST MED URGENT CARE		16	1	6%	17
ST JOSEPH HOSPITAL		16	1	6%	17
COMPREHENSIVE CHILDCARE ASSOCIATES		9	8	47%	17
URGENT CARE OF NEW YORK		16	1	6%	17
LYNN KEEFE, MD PEDIATRICS		14	3	18%	17
MINUTECLINIC DIAGNOSTIC OF TN PC #6415		13	4	24%	17
MEDEXPRESS URGENT CARE- MARYLAND		14	3	18%	17
URGENT CARE WEST CLINIC		14	3	18%	17
SARASOTA MEDICAL CENTER		6	11	65%	17
SOMA MEDICAL CENTER PA			17	100%	17
NOVANT HEALTH GOHEALTH URGENT CARE-HARRISBURG		8	9	53%	17
PARRISH HEALTH CENTER		14	3	18%	17
EAR NOSE & THROAT ASSOCIATES OF MANATEE PA		17			17
LEHIGH VALLEY HOSPITAL		3	14	82%	17
INFEXIONSHIELD INC.		17			17
MARCO DRUGS AND COMPOUNDING		13	4	24%	17
Atlanta VAMC		12	5	29%	17
ADVENT HEALTH - ZEPHYRHILLS			17	100%	17
NEMOURS CHILDREN'S URGENT			17	100%	17
BROOKDALE CROWN POINT			17	100%	17
INN AT LAKE SEMINOLE SQUARE, THE		17			17
UC HEALTH UNIVERSITY HOSPITAL		14	3	18%	17
DIEGO FALLON MD PA		6	11	65%	17
UNIVERSITY LAB			17	100%	17
PALATKA VA CBOC		16	1	6%	17
MASSACHUSETTS GENERAL HOSPITAL		1	16	94%	17
CVS NC2357POCT HUNTERSVILLE		15	2	12%	17
ALBIBI		1	16	94%	17
HEALTHCARE NOW			17	100%	17
UNIVERSITY OF ALABAMA - FUNGAL REFERENCE LABORATORY		12	5	29%	17
BAY BREEZE HEALTH AND REHABILITATION CENTER		9	8	47%	17
FLORIDA KEYS CONCIERGE MEDICINE, LLC		15	2	12%	17
MINUTECLINIC DIAGNOSTIC OF TN PC #643		13	4	24%	17
BRYAN WHITFIELD MEMORIAL HOSPITAL		12	5	29%	17
WELLINGTON FAMILY PRACTICE		13	4	24%	17
ESTATES MEDICAL CENTER INC		4	13	76%	17
COMMUNITY HEALTH OF SOUTH FLORIDA INC			17	100%	17
KIMBERLY J HENDERSON MD PC		16	1	6%	17

COVID-19: testing by laboratory

Data through May 4, 2021 verified as of May 5, 2021 at 09:25 AM

Data in this report are provisional and subject to change.

The numbers in the table below represent the number of Florida and non-Florida residents for whom test results were received by the Department of Health. A person can be tested by more than one laboratory and can have both positive and negative results. **Therefore, the sum of the numbers in each column will be larger than the total number of people tested.**

Reporting lab	Inconclusive	Negative	Positive	Percent positive	Total
MINUTECLINIC DIAGNOSTIC OF OKLAHOMA		14	3	18%	17
BLOUNT MEMORIAL HOSPITAL		14	3	18%	17
GENETIC TECHNOLOGICAL INNOVATIONS			17	100%	17
YORKVILLE PEDIATRIC URGENT CARE		17			17
PRIMARY CARE WALK IN CLINIC PLLC			17	100%	17
CARE NOW, INC		13	4	24%	17
CALLAWAY CLINIC		12	5	29%	17
RIVERSIDE MEDICAL GROUP		16	1	6%	17
UVMCM MICROBIOLOGY		16	1	6%	17
MEDEXPRESS URGENT CARE - LAFAYETTE		16	1	6%	17
CVS MINUTE CLINIC DIAGNOSTIC OF VIRGINIA		17			17
STARLING AT NOCATEE			17	100%	17
WELLSTAR NORTH FULTON HOSPITAL LABORAT		16	1	6%	17
FAST TRACK URGENT CARE CENTER - TYRONE			16	100%	16
PROMEDICA LABORATORIES		11	5	31%	16
BVL PEDIATRICS		14	2	13%	16
Good Samaritan Society		16			16
STATEN ISLAND UNIVERSITY HOSPITAL SEGUINE AVE		13	3	19%	16
LEE MEMORIAL HEALTH SYSTEM D/B/A		14	2	13%	16
UNAVAILABLE/UNKNOWN/NO INFORMATION FOUND			16	100%	16
Lab MSMC Hialeah			16	100%	16
TMH FSU RAPID LABORATORY		2	14	88%	16
OKEECHOBEE HEALTHCARE FACILITY			16	100%	16
XERA MED RESEARCH			16	100%	16
MEDICINE AT LONGWOOD		16			16
HODGES CLUSTER		2	14	88%	16
PRO HEALTH FAMILY PHYSICIANS, NYSTROM		16			16
SUFFRIDGE DRIVE GROUP HOME		16			16
ST JOSEPHS HOSP OF ATLANTA/CLINIC LAB		14	2	13%	16
Heartland Healthcare Center Boca Raton		2	14	88%	16
RICH STREET GROUP HOME		9	7	44%	16
FLORIDA MEDICAL ASSOCIATES LLC		9	7	44%	16
ALL FLORIDA FAMILY & SPORTS MEDICINE		15	1	6%	16
NORTHWEST FLORIDA ENT, PA		5	11	69%	16
INDIANA STATE DEPARTMENT OF HEALTH		1	15	94%	16
TIFT REGIONAL HEALTH SYSTEM, INC		16			16
UNIVERSITY OF MIAMI MILLER SCHOOL			16	100%	16
JACKSON LABORATORY FOR GENOMIC MEDICIN		16			16
PANAMA CITY VITAS HOSPICE		16			16
PRESBYTERIAN MEDICAL SERVICES		16			16
MINNEOLA PLACE A HOMEBRIDGE COMMUNITY		16			16
LAKEVIEW HEALTH SYSTEMS			16	100%	16
JOSEPH MIGNOGNA		13	3	19%	16
ST AUGUSTINE PLANTATION		1	15	94%	16
SURGERY CENTER OF CORAL GABLES LLC,THE		12	4	25%	16
INTERNAL MEDICINE ASSOCIATES & SPECIALTIES INC		15	1	6%	16

COVID-19: testing by laboratory

Data through May 4, 2021 verified as of May 5, 2021 at 09:25 AM

Data in this report are provisional and subject to change.

The numbers in the table below represent the number of Florida and non-Florida residents for whom test results were received by the Department of Health. A person can be tested by more than one laboratory and can have both positive and negative results. **Therefore, the sum of the numbers in each column will be larger than the total number of people tested.**

Reporting lab	Inconclusive	Negative	Positive	Percent positive	Total
HAWTHORNE INN OF LAKE LAND		16			16
URGENT CARE CLINIC OF LINCOLN		14	2	13%	16
NORTHERN WESTCHESTER HOSPITAL LABORATORY		14	2	13%	16
MORTON PLANT MEASE			16	100%	16
KAILOS GENETICS INC		13	3	19%	16
HUDSON VALLEY HOSPITAL CENTER LABORATORY		15	1	6%	16
CRUCIAL CARE		10	6	38%	16
BONIFAY NURSING AND REHABILITATION CENTER			16	100%	16
CENTRAL JERSEY URGENT CARE OF EATONTOW		15	1	6%	16
MINUTE CLINIC LLC #5733		16			16
TINA'S ASSISTED LIVING FACILITY CORP		16			16
JS HEALTHCARE INC		16			16
TOXUSALABS DBA CONNECTDX LABS		13	3	19%	16
LILY'S PROMISE AL#12775		16			16
MINUTECLINIC DIAGNOSTIC OF VIRGINIA, LLC #1416		15	1	6%	16
WALGREENS #06416		15	1	6%	16
WALGREENS #07936		15	1	6%	16
SRMC AVALON		9	7	44%	16
KETAMINE HEALTH CENTERS AT BONITA SPRINGS, LLC		16			16
COMMUNITY CARE CENTER □		15	1	6%	16
DAVITA DIALYSIS		4	12	75%	16
NORTHWEST FLORIDA SLEEP		1	15	94%	16
MILLENNIUM PHYSICIAN GRP LLC NAPLES PINE RIDGE			16	100%	16
HUNTINGTON URGENT CARE		15	1	6%	16
MINUTECLINIC DIAGNOSTIC OF VIRGINIA		16			16
CUSTEAD CARE CENTER HAVEN HOSPICE		12	3	20%	15
CARENOW URGENT CARE-WEST END		10	5	33%	15
VERO DIAGNOSTICS		14	1	7%	15
WESTERN NEW YORK IMMEDIATE MEDICAL CAR		13	2	13%	15
LONG ISLAND JEWISH VALLEY STREAM		14	1	7%	15
CVS CA9715POCT THOUSAND OAKS		15			15
HOLLEY-NAVARRE MEDICAL CLINIC		5	10	67%	15
MC DIAGNOSTIC OF CONNECTICUT, PC #1966		15			15
VIGILINT HEALTHCARE		13	2	13%	15
BROOKLYN HOSPITAL CENTER DOWNTOWN CAMPUS		15			15
TELEVISIT MALABAR PEDIATRICS		5	10	67%	15
GNT ASSOCIATES		14	1	7%	15
CVS TX8321POCT MCKINNEY		15			15
WALK IN URGENT CARE			15	100%	15
CARENOW URGENT CARE-DONELSON		12	3	20%	15
MC DIAGNOSTIC OF CONNECTICUT, PC # 257		14	1	7%	15
FLORIDA DEPARTMENT OF HEALTH IN HILLSBOROUGH COUNTY		1	14	93%	15
DIATHERIX		13	2	13%	15
OPTIONS FOR SENIORS INC DBA PALM KREST MANOR		12	3	20%	15
PATHLINE			15	100%	15
BESSENT ROAD GROUP HOME		15			15

COVID-19: testing by laboratory

Data through May 4, 2021 verified as of May 5, 2021 at 09:25 AM

Data in this report are provisional and subject to change.

The numbers in the table below represent the number of Florida and non-Florida residents for whom test results were received by the Department of Health. A person can be tested by more than one laboratory and can have both positive and negative results. **Therefore, the sum of the numbers in each column will be larger than the total number of people tested.**

Reporting lab	Inconclusive	Negative	Positive	Percent positive	Total
MEDLAB ASSOCIATES LLC		15			15
NOVALIFE MEDSPA			15	100%	15
LAKE CO SCHOOLS EMPLOYEE HEALTH & WELLNESS CENTER	1	11	3	20%	15
EASTLAKE PEDIATRICS - TRINITY		15			15
PROHEALTH CARE ASSOCIATES MOBILE		12	3	20%	15
MINUTECLINIC DIAG OF IND, LLC #6697		14	1	7%	15
MC DIAGNOSTIC OF CONNECTICUT , PC # 3		13	2	13%	15
ST JOSEPH WOMENS HOSPITAL			15	100%	15
PROMUS DIAGNOSTICS, LLC			15	100%	15
FAMILY CARE			15	100%	15
MONTEFIORE NYACK HOSPITAL AFFILIATED LABORATORY		13	2	13%	15
FAMILY CARE CENTER OF ARLINGTON		10	5	33%	15
MEDI-DRUG INC		13	2	13%	15
CARDIOTHORACIC SURGERY OF HYDE PARK			15	100%	15
HEALTH MED HOME CARE, LLC		15			15
MINUTECLINIC DIAGNOSTIC OF RHODE ISLAND		12	3	20%	15
OPIS ISLAND LAKE CENTER		13	2	13%	15
ALAN L MELOTEK MD		15			15
BAPTIST MEDICAL CENTER EAST		11	4	27%	15
HAVEN HOSPICE IN CHIEFLAND		9	6	40%	15
MIAMI BEACH MEDICAL GROUP LLC			15	100%	15
CVS TN2179POCT MURFREESBORO		14	1	7%	15
SKIN WELLNESS PHYSICIANS LLC		15			15
ATMORE NURSING CENTER		14	1	7%	15
MINUTECLINIC DIAGNOSTIC OF TN, PC 6438		13	2	13%	15
ST LUKES ROOSEVELT LABORATORY		12	3	20%	15
CVS MINUTE CLINIC, LLC		13	2	13%	15
DELIVER MY MEDS CORP		15			15
PREMIER LABORATORY SERVICES, LLC		5	10	67%	15
CVS NY491POCT JACKSON HEIGHTS		15			15
ORLANDO HEALTH		2	13	87%	15
MINUTE-CLINIC DIAGNOSTIC OF VIRGINIA, LLC #2003		12	3	20%	15
NORTH COUNTRY FAMILY HEALTH CENTER INC		15			15
Astoria Health and Rehab		15			15
AJU GEORGE MD PA			15	100%	15
GADSDEN REGIONAL MEDICAL CENTER		15			15
UNIVERSITY HOSPITAL UC HEALTH		11	4	27%	15
WELLMED AT PORT ST LUCIE WEST		10	5	33%	15
MC DIAGNOSTIC OF CONNECTICUT PC #459		15			15
LAKE NONA MEDICAL SERVICE LLC		13	2	13%	15
MINUTECLINIC DIAGNOSTIC OF GEORGIA, LL		12	3	20%	15
MEADOWCREST MOLECULAR DIAGNOSTICS, LLC			15	100%	15
OAKMONTE VILLAGE OF DAVIE			15	100%	15
MINUTE CLINIC DIAGNOSTIC MED GRP		14	1	7%	15
SINAI HOSPITAL OF BALTIMORE		15			15
BAPTIST PRIMARY CARE PONTE VEDRA		9	6	40%	15

COVID-19: testing by laboratory

Data through May 4, 2021 verified as of May 5, 2021 at 09:25 AM

Data in this report are provisional and subject to change.

The numbers in the table below represent the number of Florida and non-Florida residents for whom test results were received by the Department of Health. A person can be tested by more than one laboratory and can have both positive and negative results. **Therefore, the sum of the numbers in each column will be larger than the total number of people tested.**

Reporting lab	Inconclusive	Negative	Positive	Percent positive	Total
Crestwood Nursing Center		8	7	47%	15
MILTON 4707		15			15
ADVICE FOR OPTIMAL WELLNESS		11	3	21%	14
CVS NC187POCT CHARLOTTE		13	1	7%	14
NORTHWESTERN MEMORIAL HOSPITAL			14	100%	14
ACCESS HOME HEALTH OF FLORIDA LLC		14			14
QUEENS UNIVERSITY OF CHARLOTTE		14			14
INHEALTH LIFE SCIENCES		6	8	57%	14
FAMILY PRACTICE ON THE GO		6	8	57%	14
TAPESTRY TALLAHASSEE WALDEN		14			14
POLK CHD BARTOW		13	1	7%	14
NIGHT OWL PEDIATRICS URGENT CARE			14	100%	14
MEDEXPRESS URGENT CARE - PANTOPS		12	2	14%	14
MED TECH SERVICES OF PALM BEACH INC		14			14
BELLEVUE HOSPITAL CENTER DEPARTMENT		14			14
LUCID DIAGNOSTICS LABS			14	100%	14
NEW YORK PRESBYTERIAN - LOWER MANHATTAN		14			14
MONTEFIORE MEDICAL CENTER LABORATORIES - WEILER		10	4	29%	14
SUNCOAST COMMUNITY HEALTH CENTERS INC		4	10	71%	14
PARROTT MEDICAL CLINIC			14	100%	14
DYNAMIC DNA LAB		1	13	93%	14
ST CLOUD MEDICAL GROUP		12	2	14%	14
HEALTHFIRST ADVENT HEALTH CENTRA CARE COCOA BEACH			14	100%	14
MADISON COUNTY HEALTH DEPARTMENT		7	7	50%	14
MINUTE CLINIC OF KANSAS PA		8	6	43%	14
MINUTE-CLINIC DIAGNOSTIC OF VIRGINIA, LLC		14			14
ARNOT OGDEN MEDICAL CENTER LABORATORY		14			14
MINUTECLINIC, LLC, DBA MINUTECLINIC #2		12	2	14%	14
SIGMUND LABS LLC		14			14
SUMMIT ATLANTIC SURGERY CENTER		14			14
MELBOURNE FAMILY PRACTICE		12	2	14%	14
Hackensack Umc Mountainside		13	1	7%	14
MEDEXPRESS URGENT CARE - BENTON HARBOR		14			14
STEWART MELBOURNE HOSPITAL, INC	1		13	93%	14
METHODIST MEDICAL CENTER		11	3	21%	14
BAPTIST HEALTH			14	100%	14
TALLAHASSEE PRIMARY CARE ASSOCIATES PA		12	2	14%	14
CITY OF WEST PALM BEACH EMPLOYEE & FAMILY HEALTH		14			14
SOUTHEASTERN UNIVERSITY INC		14			14
UNIVERSITY HOSPITALS OF CLEVELAND		8	6	43%	14
FG RAPID RESULTS LLC		8	6	43%	14
HIRAM COLLEGE HEALTH CENTER (ABBOTT)		12	2	14%	14
LIFE'S SPECIAL MOMENTS INC		14			14
HORIZON MEDICAL GROUP		12	2	14%	14
BOCA SIMON		2	12	86%	14
SOMA MEDICAL CENTER, P.A.			14	100%	14

COVID-19: testing by laboratory

Data through May 4, 2021 verified as of May 5, 2021 at 09:25 AM

Data in this report are provisional and subject to change.

The numbers in the table below represent the number of Florida and non-Florida residents for whom test results were received by the Department of Health. A person can be tested by more than one laboratory and can have both positive and negative results. **Therefore, the sum of the numbers in each column will be larger than the total number of people tested.**

Reporting lab	Inconclusive	Negative	Positive	Percent positive	Total
CVS GA2108POCT NORCROSS		11	3	21%	14
SOUTHEASTERN LABORATORY			14	100%	14
ALASKA PUBLIC HEALTH LAB		1	13	93%	14
HAVEN HOSPICE			14	100%	14
FAMILY MEDICINE OF WESTON LLC		6	8	57%	14
CVS HEALTH MINUTE CLINIC		1	13	93%	14
NORTHSIDE HOSPITAL FORSYTH		12	2	14%	14
TLC FAMILY CARE HOME INC		14			14
MEDI PARTNERS OF S FLORIDA LLC		14			14
EPIPHANY HEALTH		8	6	43%	14
PT&J REHAB - VILLAGE OF ROYAL PALM BEACH		12	2	14%	14
MHHS All Lab Subsection		14			14
MIRACLE ALF INC		14			14
COVANCE CENTRAL LABORATORY		1	13	93%	14
Solaris Healthcare Pensacola			14	100%	14
DIAMOND SPEEDWAY DIALYSIS		1	13	93%	14
CVS TX7162POCT HOUSTON		14			14
DESOTO HEALTH AND REHAB LLC		9	5	36%	14
IGENEX INC		14			14
DOCTORS EXPRESS OF ST PETERSBURG		4	10	71%	14
EFFINGER HEALTH, PA		14			14
RIVERSIDE COTTAGES AT THE SHORES, LLC			14	100%	14
SARASOTA - ROBERT L TAYLOR COMMUNITY CENTER		1	13	93%	14
CVS TN5639POCT FARRAGUT		11	3	21%	14
The Evangelical Lutheran Good Samaritan Society		14			14
MINUTECLINIC DIAGNOSTIC OF NEW MEXICO		14			14
MINUTECLINIC DIAGNOSTIC OF TN, PC 4992		14			14
BENNETT PEDIATRICS		13			13
GLENBROOKE AT PALM BAY			13	100%	13
MEDEXPRESS URGENT CARE-ALTOONA		11	2	15%	13
FLORIDA STATE HOSPITAL			13	100%	13
AFC URGENT CARE - CEDAR GROVE		11	2	15%	13
AVENTURA HOSPITAL AND MEDICAL CENTER			13	100%	13
THE PLAZA AT PARKSQUARE		13			13
CLINICAL LABORATORY SERVICES			13	100%	13
WALGREENS #04176		10	3	23%	13
COMPASS URGENT CARE		8	5	38%	13
MAINSTREET FAMILY SELECT		1	12	92%	13
VALDOSTA FAMILY MEDICINE		1	12	92%	13
PHELPS HOSPITAL LABORATORY		11	2	15%	13
ESCAMBIA COMMUNITY CLINIC		2	11	85%	13
SOMA MEDICAL CENTER PA #4			13	100%	13
MEDEXPRESS URGENT CARE MONACA		13			13
ORCHID COVE		3	10	77%	13
IN-OFFICE LAB		12	1	8%	13
MINUTECLINIC LLC # 3401		13			13

COVID-19: testing by laboratory

Data through May 4, 2021 verified as of May 5, 2021 at 09:25 AM

Data in this report are provisional and subject to change.

The numbers in the table below represent the number of Florida and non-Florida residents for whom test results were received by the Department of Health. A person can be tested by more than one laboratory and can have both positive and negative results. **Therefore, the sum of the numbers in each column will be larger than the total number of people tested.**

Reporting lab	Inconclusive	Negative	Positive	Percent positive	Total
SHELBY COUNTY HEALTH CARE CORPORATION		10	3	23%	13
VILLA OF KINGS AND QUEENS OF DELRAY		13			13
CVS MINUTE CLINIC DIAGNOSTIC OF TN #3293		12	1	8%	13
MEDEXPRESS URGENT CARE - CHRISTIANBURG		9	4	31%	13
ACM MEDICAL LABORATORY ALLIANCE		10	3	23%	13
MINUTECLINIC, LLC, MINUTECLINIC #7637		11	2	15%	13
RICHMOND UNIVERSITY MEDICAL CENTER		11	2	15%	13
RED MOUNTAIN DIAGNOSTICS		13			13
CAN COMMUNITY HEALTH, INC		11	2	15%	13
EAR NOSE AND THROAT ASSOCIATES OF MANATEE, P.A.		10	3	23%	13
ST CLOUD COMPOUNDING PHARMACY & WELLNESS CENTER		12	1	8%	13
NORTHEAST PEDIATRICS			13	100%	13
BRIDGE DIAGNOSTICS			13	100%	13
MINUTECLINIC #788		11	2	15%	13
MINUTE CLINIC LLC #2775		12	1	8%	13
CVS MINUTE CLINIC DIAG OF IND, LLC #6549		12	1	8%	13
PHASE2 LABS	2	9	2	15%	13
CAPE CORAL URGENT CARE		9	4	31%	13
WORLD WRESTLING ENTERTAINMENT			13	100%	13
CVS MINUTE CLINIC DIAGNOSTIC MED GRP OF SAN		11	2	15%	13
MINUTECLINIC, LLC #244		12	1	8%	13
SANDGATE GARDENS REHAB & NURSING CENTER		3	10	77%	13
WANTAGH URGENT CARE		10	3	23%	13
St Joseph's Hospital & Medical Center		12	1	8%	13
MY WELLNESS EXPRESS			13	100%	13
MEDEXPRESS URGENT CARE - SALEM		9	4	31%	13
Signature Healthcare of Savannah		13			13
MINUTECLINIC, LLC, DBA MINUTECLINIC #6106		11	2	15%	13
Sunnyside Care Center		13			13
MINUTE CLINIC LLC #6765		13			13
CORAL LANDING ASSISTED LIVING		11	2	15%	13
SOUTHEAST FAMILY HEALTHCARE CENTER			13	100%	13
MINUTECLINIC, LLC #1492		13			13
MINUTECLINIC DIAGNOSTIC OF NORTH CAROLINA, PC		12	1	8%	13
NATIONAL GENETICS INST LABCORP		4	9	69%	13
MINUTE CLINIC DIAGNOSTIC OF NORTH CAROLINA		12	1	8%	13
RDX BIOSCIENCE INC		10	3	23%	13
BROOKDALE DELAND			13	100%	13
MEYER PEDIATRICS CHTD		11	2	15%	13
PICHARDO CLINIC, THE		11	2	15%	13
URGENT MEDICAL CENTER INC		5	8	62%	13
LANE PEDIATRICS PA		1	12	92%	13
LAKELAND REGIONAL HEALTH GRASSLANDS		12	1	8%	13
MERCY MEDICAL CENTER		6	7	54%	13
MINUTE CLINIC LLC #5706		11	2	15%	13
MOODY MANOR		13			13

COVID-19: testing by laboratory

Data through May 4, 2021 verified as of May 5, 2021 at 09:25 AM

Data in this report are provisional and subject to change.

The numbers in the table below represent the number of Florida and non-Florida residents for whom test results were received by the Department of Health. A person can be tested by more than one laboratory and can have both positive and negative results. **Therefore, the sum of the numbers in each column will be larger than the total number of people tested.**

Reporting lab	Inconclusive	Negative	Positive	Percent positive	Total
CVS HEALTH, #2043		13			13
BROWARD MEDICAL AND URGENT CARE		13			13
MINUTECLINIC DIAGNOSTIC OF ILLINOIS LL		11	2	15%	13
GULF COAST MEDICAL GROUP		5	8	62%	13
MINUTE CLINIC, LLC #4650		11	2	15%	13
DEVEREUX FLORIDA CHILDRENS CENTER			13	100%	13
BARRANCO CLINIC,THE	3	9	1	8%	13
CONSULATE HEALTH CARE OF PENSACOLA			13	100%	13
ORMOND MEDICAL ARTS		3	10	77%	13
ALL 4 KIDZ PEDIATRICS		9	4	31%	13
MINUTECLINIC LLC (1435)		12	1	8%	13
MISSOURI DEPARTMENT OF HEALTH AND SENIOR SERVICES			13	100%	13
CVS MINUTE CLINIC DIAGNOSTIC PA #3060		11	2	15%	13
MEDLABS DIAGNOSTICS		11	2	15%	13
AVALON MEDICAL WALK IN CLINIC			13	100%	13
CROSS CARE CENTER			13	100%	13
PARKWEST MEDICAL CENTER		11	2	15%	13
ROCKLEDGE		3	10	77%	13
HARBOR CHASE OF JACKSONVILLE			13	100%	13
CULINARY INSTITUTE OF AMERICA STUDENT	3	10			13
SAMARITAN MEDICAL CENTER		13			13
MINUTE CLINIC DIAGNOSTIC OF SC, LLC #42		12	1	8%	13
GEORGE W FERGUSON MD-CONCIERGE MEDICAL SERVICES PL		11	1	8%	12
VITALANT		1	11	92%	12
MEDEXPRESS URGENT CARE - MAPLE DRIVE		11	1	8%	12
VERITAS RESEARCH CORP			12	100%	12
LEON CHD		12			12
BROWARD DIALYSIS			12	100%	12
FLORIDA DEPT OF HEALTH		4	8	67%	12
DYNAMIC HEALTH CENTERS INC		8	4	33%	12
Maury Regional Hospital		6	6	50%	12
CVS TN5601POCT LENOIR CITY		10	2	17%	12
QHG OF ENTERPRISE INC (DBA MEDICAL CTR		12			12
JOHN W NORRIS III MD PA	1		11	92%	12
CARROLL GARDENS URGENT CARE		12			12
ACCENTCARE		12			12
TRANSPLANT GENOMICS INC (EUROFINS)		12			12
BROOKDALE CITRUS			12	100%	12
MINUTECLINIC DIAGNOSTIC OF TN PC #386		11	1	8%	12
FAMILY MEDICINE AT LONGWOOD			12	100%	12
VIBRANT AMERICA		10	2	17%	12
CULVER-STOCKTON COLLEGE		10	2	17%	12
APPLE DIAGNOSTICS LAB		5	7	58%	12
CARLOS PORTU MD, PLLC			12	100%	12
Rosewood Healthcare and Rehabilitation Center		5	7	58%	12
MC DIAGNOSTIC OF CONNECTICUT, PC #114		12			12

COVID-19: testing by laboratory

Data through May 4, 2021 verified as of May 5, 2021 at 09:25 AM

Data in this report are provisional and subject to change.

The numbers in the table below represent the number of Florida and non-Florida residents for whom test results were received by the Department of Health. A person can be tested by more than one laboratory and can have both positive and negative results. **Therefore, the sum of the numbers in each column will be larger than the total number of people tested.**

Reporting lab	Inconclusive	Negative	Positive	Percent positive	Total
MEDEXPRESS URGENT CARE-LATROBE		11	1	8%	12
ACADIAN DIAGNOSTIC LABORATORIES		8	4	33%	12
MINUTECLINIC DIAGNOSTIC OF TN PC #240		10	2	17%	12
MINUTECLINIC DIAGNOSTIC OF VIRGINIA, LLC #255		12			12
ADVENTHEALTH MEDICAL GROUP CARE CLINIC AT		8	4	33%	12
SENIOR HOME CARE INC		12			12
MINUTECLINIC DIANOSTIC OF VIRGINIA, LL		11	1	8%	12
SUWANNEE COUNTY JAIL		11	1	8%	12
ST. PETERSBURG PEDIATRICS			12	100%	12
WALGREEN #6538		12			12
FYZAMEDICAL, LLC		9	3	25%	12
LONGWOOD PEDIATRICS LLC			12	100%	12
HNL LAB MEDICINE		9	3	25%	12
CARENOW URGENT CARE-HERMITAGE		8	4	33%	12
ST PETER'S UNIVERSITY HOSPITAL		9	3	25%	12
GLEN OAKS HEALTH AND REHABILITATION CENTER			12	100%	12
TMH PHYSICIAN PARTNERS - MONTICELLO		10	2	17%	12
SUMTER COUNTY HEALTH DEPARTMENT		7	5	42%	12
GENESIS		8	4	33%	12
LAB UNKNOWN		1	11	92%	12
BRITO MEDICAL CENTER		10	2	17%	12
ORLANDO FAMILY MEDICAL INC		12			12
NAPLES GREEN VILLAGE		12			12
CLEVELAND TENNESSEE HOSPITAL COMPANY		11	1	8%	12
WOODLAND TOWERS		6	6	50%	12
PANCARE HEALTH - WEWA ELEMENTARY			12	100%	12
URGENT TEAM MANAGEMENT OF TENNESSEE		10	2	17%	12
RUSSELL MEDICAL CENTER		11	1	8%	12
MINUTECLINIC DIAGNOSTIC OF TN, PC 6304		10	2	17%	12
IREPERTOIRE_MOL_LAB		12			12
FLORIDA DEPARTMENT OF HEALTH WASHINGTON COUNTY		7	5	42%	12
OHIO STATE UNIVERSITY MEDICAL CENTER			12	100%	12
MERCY HEALTH—MUSKEGON		7	5	42%	12
CVS MINUTE CLINIC DIAGNOSTIC		11	1	8%	12
CVS GA2147POCT KENNESAW		8	4	33%	12
DEPARTMENT OF PUBLIC HEALTH		12			12
LIFE CARE OF PORT SAINT LUCIE		3	9	75%	12
FAMILY HEALTH CENTER AT PORT ST JOHN		4	8	67%	12
MINUTECLINIC DIAGNOSTIC OF NEW JERSEY,		11	1	8%	12
THE POTTER'S HOUSE AT CANNON POINT		12			12
MINUTECLINIC DIAGNOSTIC OF PA, LLC (1036)		10	2	17%	12
COLLIER HMA PHYSICIAN MANAGEMENT, LLC		2	10	83%	12
MI2297090CV HOLLAND-23D2189684		12			12
PALM BEACH PATHOLOGY		9	3	25%	12
GULF COAST REGIONAL BLOOD CENTER			12	100%	12
MERIDIAN AT WATERWAYS, THE		10	2	17%	12

COVID-19: testing by laboratory

Data through May 4, 2021 verified as of May 5, 2021 at 09:25 AM

Data in this report are provisional and subject to change.

The numbers in the table below represent the number of Florida and non-Florida residents for whom test results were received by the Department of Health. A person can be tested by more than one laboratory and can have both positive and negative results. **Therefore, the sum of the numbers in each column will be larger than the total number of people tested.**

Reporting lab	Inconclusive	Negative	Positive	Percent positive	Total
Highland Pines Health and Rehab		11	1	8%	12
PUTNAM COUNTY HEALTH DEPARTMENT		12			12
FHCP-PORT ORANGE		3	9	75%	12
COLLIER COUNTY HEALTH DEPT.		7	5	42%	12
Lady Lake Specialty Care			12	100%	12
Westchester General Hospital			12	100%	12
BAYONET POINT HOSPITAL			12	100%	12
FAMILY MEDICINE AT HUNTERS CREEK		12			12
MINUTECLINIC DIAGNOSTIC OF NEW JERSEY, LLC # 7069		12			12
FAMILY PRACTICE OF DAVIE INC			12	100%	12
CARE FAST MURABELLA		7	5	42%	12
MEDEXPRESS URGENT CARE CHARLESTON		8	4	33%	12
VA Primary Care Clinic at Meharry		11	1	8%	12
VILLA HEALTH NH LLC		10	2	17%	12
SAMARITAN HOSPITAL LABORATORY		11	1	8%	12
ADVENTIST HEALTH SYSTEM FLORIDA DEPT OF HEALTH		7	5	42%	12
UNIVERSITY OF MIAMI MILLER SCHOOL OF MEDICINE			12	100%	12
MEDEXPRESS URGENT CARE - BEECH GROVE		11	1	8%	12
MEDEXPRESS URGENT CARE - MONROE		12			12
CVS MINUTE CLINIC, LLC #22		11	1	8%	12
MINUTECLINIC, LLC #1470		10	1	9%	11
REDMED CLINIC OF ARLINGTON		10	1	9%	11
THOMAS JEFFERSON UNIVERSITY HOSPITAL		4	7	64%	11
45TH 1		11			11
WELLMED AT SOUTH PARSONS		9	2	18%	11
VIRTUA WEST JERSEY HOSPITAL VOORHEES		9	2	18%	11
MINUTE-CLINIC DIAGNOSTIC OF VIRGINIA,		10	1	9%	11
PINELLAS COUNTY HEALTH DEPARTMENT		2	9	82%	11
MINUTECLINIC DIAGNOSTIC OF TN PC #5671		7	4	36%	11
MOUNT DORA PEDIATRICS		9	2	18%	11
MEDEXPRESS URGENT CARE - FORT WORTH S		9	2	18%	11
URGENT CARE OF LONGWOOD		1	10	91%	11
GOLDMAN SACHS HEALTH CENTER	1	9	1	9%	11
PRIMECARE ACQUISITION FAMILY PRACTICE INC		11			11
CVS SC7334POCT LEXINGTON		10	1	9%	11
ST VINCENT'S ST CLAIR		8	3	27%	11
AZALEA HEALTH		2	9	82%	11
WINKLER COURT		9	2	18%	11
ATHENS VETERINARY DIAGNOSTIC LABORATOR		11			11
HEWLETT URGENT CARE, PLLC		11			11
WATSON HEALTHCARE		8	3	27%	11
NIGHT LITE PEDIATRICS CENTER, LLC		1	10	91%	11
RIVERVIEW REGIONAL MEDICAL CENTER		9	2	18%	11
MINUTECLINIC DIAGNOSTIC OF MAINE, LLC		9	2	18%	11
CVS PA1671POCT LANCASTER		11			11
CORONA NYC LAB		10	1	9%	11

COVID-19: testing by laboratory

Data through May 4, 2021 verified as of May 5, 2021 at 09:25 AM

Data in this report are provisional and subject to change.

The numbers in the table below represent the number of Florida and non-Florida residents for whom test results were received by the Department of Health. A person can be tested by more than one laboratory and can have both positive and negative results. **Therefore, the sum of the numbers in each column will be larger than the total number of people tested.**

Reporting lab	Inconclusive	Negative	Positive	Percent positive	Total
CVS PA6902POCT BRYN MAWR		9	2	18%	11
UNIVERSITY CENTRA CARE		10	1	9%	11
ASSOCIATES MD CYPRESS CREEK			11	100%	11
DMH STEINHATCHEE FAMILY MEDICINE		8	3	27%	11
STUYVESANT URGENT CARE		11			11
MINUTECLINIC, LLC #4682		6	5	45%	11
HEALTH NETWORK LABORATORIES		7	4	36%	11
CVS CA9165POCT SAN DIEGO		11			11
MINUTECLINIC, DIAGNOSTIC OF TEXAS, LL		10	1	9%	11
CVS OH3301POCT WOODMERE		11			11
PRIME MEDICAL CARE, LLC		11			11
CVS TX8351POCT BEAUMONT		10	1	9%	11
BOCA RATON REGIONAL HOSPITAL LAB			11	100%	11
UMHC/SYLVESTER AT KENDALL		1	10	91%	11
ALBION COLLEGE (ABBOTT)		11			11
ALACHUA			11	100%	11
MINUTECLINIC DIAGNOSTICS OF IND, LLC		11			11
APPALACHIAN REGIONAL HEALTHCARE SYSTEM		10	1	9%	11
MEDEXPRESS URGENT CARE - WINCHESTER GATEWAY		9	2	18%	11
MINUTECLINIC #8760		11			11
AHMG LAKE NONA PRIMARY CARE		11			11
FRESENIUS KIDNEY CARE DUNEDIN			11	100%	11
MONROE COUNTY HOSPITAL		8	3	27%	11
WINTER PARK CARE AND REHABILITATION			11	100%	11
GUIDANCE / CARE CENTER, INC		11			11
SEMINOLE COUNTY CORRECTIONAL FACILITY		1	10	91%	11
METHODIST HOSPITAL			11	100%	11
MINUTE CLINIC LLC #4017		11			11
BIOTECH CLINICAL LABORATORIES, INC.		1	10	91%	11
TELEVISIT PALM BAY FAMILY PRACTICE		9	2	18%	11
GENOPTIX MEDICAL LABORATORY		10	1	9%	11
CENTRAL JERSEY URGENT CARE		10	1	9%	11
COLISEUM MED CTR LLC/COLISEUM MED CTRS		8	3	27%	11
CARINGTON MANOR		11			11
MINUTE CLINIC LLC #1909		11			11
Manor Care of Dunedin		7	4	36%	11
MINUTECLINIC MINUTECLINIC #8505		9	2	18%	11
ALCOVE ASSISTED LIVING FACILITY		11			11
CVS MINUTE CLINIC DIAGNOSTIC OF TEXAS,LLC		9	2	18%	11
UF HEALTH		1	10	91%	11
TRIDENT BIOMETRICS		10	1	9%	11
NIGHT LITE PEDIATRICS CENTER		1	10	91%	11
ORLANDO HEALTH PHYSICIAN ASSOCIATES		4	7	64%	11
WALK IN MEDICAL URGENT CARE PC		11			11
MINUTE CLINIC LLC # 2033		10	1	9%	11
BENSONHURST URGENT CARE		10	1	9%	11

COVID-19: testing by laboratory

Data through May 4, 2021 verified as of May 5, 2021 at 09:25 AM

Data in this report are provisional and subject to change.

The numbers in the table below represent the number of Florida and non-Florida residents for whom test results were received by the Department of Health. A person can be tested by more than one laboratory and can have both positive and negative results. **Therefore, the sum of the numbers in each column will be larger than the total number of people tested.**

Reporting lab	Inconclusive	Negative	Positive	Percent positive	Total
LEE COMMUNITY HEALTHCARE INC DUNBAR		9	2	18%	11
CURATIVE		1	10	91%	11
KIDSVILLE PEDIATRICS			11	100%	11
OPTUM PRIMARY CARE		1	10	91%	11
CVS MA6505POCT NEWTON		11			11
MINUTECLINIC DIAGNOSTIC OF ILLINOIS		9	2	18%	11
MINUTECLINIC LLC #5176		8	3	27%	11
ASSOCIATES IN MEDICINE		7	4	36%	11
BLOOMINGDALE PEDIATRIC ASSOCIATES PA			11	100%	11
PASSPORT HEALTH			11	100%	11
CARENOW URGENT CARE-GREEN HILLS		10	1	9%	11
MEDEXPRESS URGENT CARE PARKERSBURG		9	2	18%	11
MC DIAGNOSTIC OF CONNECTICUT, PC #1043		11			11
NHC HealthCare Anniston		11			11
ILLINOIS DEPT OF PUBLIC HEALTH LAB - SPRINGFIELD			11	100%	11
St. Annes Nursing Center, St. Annes Residence, Inc.		11			11
MED & CO INVESTMENT LLC		9	2	18%	11
NORTH OKALOOSA PHYSICIAN GROUP		10	1	9%	11
PHYSICIANS REGIONAL MEDICAL CTR - COLLIER BLVD			11	100%	11
MEDICAL CENTER AFFILIATES WEST PALM			11	100%	11
TROPICANA		5	6	55%	11
MONROE COUNTY FIRE RESCUE		10	1	9%	11
JBSA-SAM HOUSTON			11	100%	11
STPET		9	2	18%	11
MICHIGAN DEPARTMENT OF COMMUNITY HEALTH		1	10	91%	11
CREATIVE TESTING SOLUTIONS		4	7	64%	11
CVS M08590POCT KANSAS CITY		7	4	36%	11
THE TERRACE OF SAINT CLOUD		9	2	18%	11
CROSSROADS URGENT CARE, PLLC		11			11
SEMORAN FAMILY HEALTH LLC		10	1	9%	11
MINUTECLINIC DIAGNOSTIC OF MINNESOTA		11			11
VITAS HEALTH INC		5	6	55%	11
CVS CA9113POCT CHULA VISTA		11			11
AIM LABORATORIES			11	100%	11
NEW HAMPSHIRE DEPARTMENT OF HEALTH AND HUMAN SERVICES		3	8	73%	11
ELITE HOME HEALTH SERVICES		11			11
CLAYMED OF NORTH FLORIDA			11	100%	11
CVS SC4286POCT EASLEY		5	6	55%	11
MEDEXPRESS URGENT CARE, JOHNSTOWN		9	1	10%	10
NATURE COAST REGIONAL MEDICAL CENTER		1	9	90%	10
KEY TRAINING CENTER			10	100%	10
NORTON HEALTHCARE			10	100%	10
URGENT CARE CENTER AT PINNACLE		4	6	60%	10
ACCESS PHARMACY		10			10
CHILDREN'S HEALTHCARE OF ATLANTA/EGLESTON		10			10
ALBANY MEDICAL CENTER		9	1	10%	10

COVID-19: testing by laboratory

Data through May 4, 2021 verified as of May 5, 2021 at 09:25 AM

Data in this report are provisional and subject to change.

The numbers in the table below represent the number of Florida and non-Florida residents for whom test results were received by the Department of Health. A person can be tested by more than one laboratory and can have both positive and negative results. **Therefore, the sum of the numbers in each column will be larger than the total number of people tested.**

Reporting lab	Inconclusive	Negative	Positive	Percent positive	Total
CUMBERLAND HEIGHTS		10			10
HIGH TOWER ALF LLC		9	1	10%	10
WALK-IN MEDICAL CARE			10	100%	10
IMMUNOGENOMICS LLC		6	4	40%	10
GILCHRIST COUNTY FIRE DEPARTMENT		4	6	60%	10
CARENOW URGENT CARE - EAST NASHVILLE		8	2	20%	10
MINUTECLINIC DIAG OF IND, LLC #2387		8	2	20%	10
PALM BEACH CDH - DELRAY BEACH			10	100%	10
NEW JERSEY DEPARTMENT OF HEALTH COMMUNICABLE DISEASE SERVICE		3	7	70%	10
BETH ISRAEL MEDICAL CENTER LABS		9	1	10%	10
FLEMING ISLAND CENTER FOR CLINICAL RESEARCH		10			10
LUXOR SCIENTIFIC LLC		1	9	90%	10
OKLAHOMA STATE DEPARTMENT OF HEALTH-PUBLIC HEALTH LABORATORY			10	100%	10
MOSOLF PEDIATRICS			10	100%	10
JOHNS HOPKINS ALL CHILDRENS			10	100%	10
MINUTECLINIC DIAGNOSTIC OF NORTH CAROLINA PC #5341		7	3	30%	10
BERRYHILL MANOR		10			10
CHRISTUS ST VINCENT LABORATORY - ZIA		10			10
CVS NC7213POCT MATTHEWS		8	2	20%	10
ILLINOIS DEPARTMENT OF PUBLIC HEALTH		2	8	80%	10
ROSEMONT GARDENS INC		9	1	10%	10
SAVANNAH MANOR ASSISTED LIVING COMMUNITY			10	100%	10
COMMUNITY MEDICAL AND DENTAL CARE INC		10			10
MEDEXPRESS URGENT CARE-KATY		7	3	30%	10
MINUTECLINIC DIAGNOSTIC OF SC, LLC #7		8	2	20%	10
ST JOSEPH'S HOSPITAL NORTH LABORATORY			10	100%	10
PIEDMONT ATHENS REGIONAL MEDICAL		8	2	20%	10
ELLIS HOSPITAL LABORATORY		9	1	10%	10
BROWARD HEALTH CARE			10	100%	10
NASCAR EVENT MANAGEMENT, LLC		10			10
BLOOMIN BRANDS WELLNESS CENTER		9	1	10%	10
UNIVERSITY MEDICAL CENTER		8	2	20%	10
BRANDYWYNE HEALTH CARE CENTER		8	2	20%	10
WILLIAMSBURGH CHAI CARE		9	1	10%	10
ARCHBOLD MEMORIAL HOSPITAL/LAB		3	7	70%	10
HCR MANORCARE		10			10
Avalon Healthcare and Rehabilitation Center			10	100%	10
CARENOW URGENT CARE-MT JULIET		8	2	20%	10
ONEIDA HEALTHCARE CENTER		8	2	20%	10
CBC LAB		3	7	70%	10
WHEELER LABORATORY		9	1	10%	10
COMMUNITY HEALTH CENTER		2	8	80%	10
BETTER AT HOME		10			10
VETERNANS ADMINISTRATION			10	100%	10
TENNESSEE DEPARTMENT OF HEALTH (TDH) - CENTRAL LABORATORY		2	8	80%	10
AMERICAN HOUSE FORT MYERS		10			10

COVID-19: testing by laboratory

Data through May 4, 2021 verified as of May 5, 2021 at 09:25 AM

Data in this report are provisional and subject to change.

The numbers in the table below represent the number of Florida and non-Florida residents for whom test results were received by the Department of Health. A person can be tested by more than one laboratory and can have both positive and negative results. **Therefore, the sum of the numbers in each column will be larger than the total number of people tested.**

Reporting lab	Inconclusive	Negative	Positive	Percent positive	Total
SUPERIOR RESIDENCES OF CLERMONT		2	8	80%	10
VASCONCELLO COHEN MD PA		9	1	10%	10
CORONA PATHOLOGY		10			10
MIAMI COMPREHENSIVE MEDICINE GROUP PA		4	6	60%	10
RPC@HODGES		2	8	80%	10
NOT INDICATED		1	9	90%	10
EXPRESS TEST			10	100%	10
KEY WEST URGENT CARE, INC		3	7	70%	10
DES PLAINES CLINICAL LAB		3	7	70%	10
CITY OF TALLAHASSEE		10			10
MEDEX REGIONAL LABORATORIES LLC		1	9	90%	10
MEDEXPRESS URGENT CARE - WASHINGTON		8	2	20%	10
CVS TX7827POCT ROUND ROCK		10			10
NORTHSIDE HOSPITAL ATLANTA		4	6	60%	10
BELLE GLADES HEALTH CLINIC			10	100%	10
DOMINICAN COLLEGE STUDENT HEALTH CENTE		8	2	20%	10
FLORIDA CLINICAL LAB		1	9	90%	10
ALL CHILDREN'S HOSPITAL DEPT OF GENERAL PEDIATRICS			10	100%	10
MINUTE CLINIC DIAGNOSTIC OF VIRGINIA, LLC #1905		10			10
CVS DC1340POCT WASHINGTON		10			10
PANCARE HEALTH - VERNON ELEMENTARY			10	100%	10
MINUTE CLINIC INCORPORTE		10			10
LAWRENCE TECHNOLOGICAL UNIVERSITY		10			10
CARESOUTH HHA HOLDINGS OF THE BAY AREA LLC		10			10
MOLECULAR PATHOLOGY LABORATORY			10	100%	10
MONTEFIORE MEDICAL CENTER LABORATORIES - NORTH		10			10
PBC PREMIER FAMILY HEALTH			10	100%	10
COLLIER BLVD HMA PHYSICIAN MANAGEMENT,, LLC			10	100%	10
VENICE GREEN VILLAGE		3	7	70%	10
CVS GA3766POCT DACULA		8	2	20%	10
WALGREENS #10972	1	9			10
CVS CT1123POCT SOUTHURY		10			10
BAYSIDE URGENT CARE CENTER INC		1	9	90%	10
BROOKDALE PANAMA CITY		9	1	10%	10
MINUTE CLINIC DIAG OF IND LLC #8674		10			10
THE MARY IMOGENE BASSETT HOSPITAL		10			10
PRORENATA LABS		2	8	80%	10
ISLAND COAST PEDIATRICS IN-HOUSE LAB		10			10
HEART OF FLORIDA HEALTH CENTER INC		3	7	70%	10
PALMS WEST HOSPITAL			10	100%	10
ARBORS OF GULF BREEZE, THE		8	2	20%	10
SOUTH FLORIDA ENT ASSOCIATES, INC			10	100%	10
PLYMOUTH HARBOR INCORPORATED		9	1	10%	10
LAKE BALDWIN CBOC		9	1	10%	10
MINUTECLINIC DIAGNOSTIC OF OHIO #3407		9	1	10%	10
LPG PRIMARY CARE AT LABELLE		8	2	20%	10

COVID-19: testing by laboratory

Data through May 4, 2021 verified as of May 5, 2021 at 09:25 AM

Data in this report are provisional and subject to change.

The numbers in the table below represent the number of Florida and non-Florida residents for whom test results were received by the Department of Health. A person can be tested by more than one laboratory and can have both positive and negative results. **Therefore, the sum of the numbers in each column will be larger than the total number of people tested.**

Reporting lab	Inconclusive	Negative	Positive	Percent positive	Total
BEAUMONT LABORATORY			10	100%	10
CHEMISYS LABORATORIES		2	8	80%	10
ADVENTHEALTH MEDICAL GROUP INTERNAL MEDICINE		8	2	20%	10
EMERGENCY MEDICAL CENTER		4	6	60%	10
MEDEXPRESS URGENT CARE - FAYETTEVILLE		8	2	20%	10
ALABAMA DEPARTMENT OF PUBLIC HEALTH		1	9	90%	10
SARASOTA PERSONAL MEDICINE		7	3	30%	10
MEDICAL LABORATORY DIAGNOSTICS			10	100%	10
CVS SC7556POCT WEST COLUMBIA		9	1	10%	10
KR AT COLLEGE HARBOR		10			10
DAU ORTHODONTICS			10	100%	10
ELEMENT PRIMARY CARE LLC		9	1	10%	10
DOH-TAMPA BRANCH LABORATORY (MLK BLVD)		4	6	60%	10
GLADES COUNTY DETENTION CENTER		1	9	90%	10
URGENT TEAM - HUNTSVILLE		8	2	20%	10
CVS NC7051POCT WAKE FOREST		10			10
MINUTECLINIC, LLC, DBA MINUTECLINIC #4		9	1	10%	10
ORLANDO MEDICAL CENTER PL		1	9	90%	10
MAINSTREET FAMILY CARE			10	100%	10
ANY LAB TEST NOW INC			10	100%	10
MINUTECLINIC MINUTECLINIC #4977		5	4	44%	9
MIDMICHIGAN MEDICAL CENTER			9	100%	9
NEUROSCIENCE AND SPINE ASSOCIATES, PL		7	2	22%	9
PENSACOLA CLUSTER			9	100%	9
ORLANDO FAMILY PHYSICIANS			9	100%	9
INSPIRED LIVING AT PALM BAY		7	2	22%	9
CVS TX10016POCT PRINCETON		9			9
VILLAGE PLACE HEALTH AND REHAB		9			9
ACCESS CARE MEDICAL GROUP LLC		2	7	78%	9
MILLER COUNTY HOSPITAL		9			9
WINDSOR OF SAN PABLO, THE		6	3	33%	9
MINUTECLINIC DIAGNOSTIC OF VIRGINIA, LLC #1656		9			9
MEDEXPRESS URGENT CARE - SWANSEA, N ILLINOIS ST		8	1	11%	9
KINDRED_AIMS		9			9
MEDICANA NURSING AND REHAB CENTER			9	100%	9
HEALTH AND WELLNESS CENTER		1	8	89%	9
GLEN FALLS HOSPITAL DEPARTMENT OF PATHOLOGY		8	1	11%	9
MEDEXPRESS URGENT CARE - WILLIAMSPORT		8	1	11%	9
DEPT OF VA MEDICAL CENTER - RICHMOND		8	1	11%	9
ORLANDO HEALTH PHYSICIAN GROUP INC		6	3	33%	9
NORTHWEST FLORIDA COMMUNITY HOSPITAL LABORATORY		8	1	11%	9
JACKSON CLINIC PA,THE		5	4	44%	9
EMORY JOHNS CREEK HOSPITAL		9			9
WADSWORTH CENTER - DAVID AXELROD INSTITUTE		8	1	11%	9
GCPM MANUAL MICROBIOLOGY		1	8	89%	9
MINUTECLINIC #2860		6	3	33%	9

COVID-19: testing by laboratory

Data through May 4, 2021 verified as of May 5, 2021 at 09:25 AM

Data in this report are provisional and subject to change.

The numbers in the table below represent the number of Florida and non-Florida residents for whom test results were received by the Department of Health. A person can be tested by more than one laboratory and can have both positive and negative results. **Therefore, the sum of the numbers in each column will be larger than the total number of people tested.**

Reporting lab	Inconclusive	Negative	Positive	Percent positive	Total
MEDICAL CENTER, THE		8	1	11%	9
ENCOMPASS HOME HEALTH OF THE SOUTHEAST LLC		9			9
MINUTECLINIC DIAGNOSTIC MED GRP OF CA		8	1	11%	9
CHAPTERS HEALTH HOSPICE		9			9
CVS MINUTE CLINIC DIAGNOSTIC OF KANSAS, PA		9			9
CVS SC2736POCT MURRELLS INLET		7	2	22%	9
CITYMD		1	8	89%	9
PONTE VEDRA PLASTIC SURGERY		9			9
REMISE OCCUPATIONAL HEALTH SOLUTIONS INC			9	100%	9
HENDRY/GLADES COUNTY HEALTH DEPARTMENT		8	1	11%	9
MANATEE COUNTY CENTRAL JAIL		9			9
WESTCHESTER GENERAL HOSPITAL BLOOD GAS LAB			9	100%	9
HEALTHY MINORS PEDIATRIC URGENT CARE		7	2	22%	9
Consulate Health Care of Brandon		7	2	22%	9
WALGREENS # 03608		6	3	33%	9
OUR HOME AT BEACON HILL			9	100%	9
CVS NC3319POCT CHARLOTTE		6	3	33%	9
LOREY ALF		9			9
ST. CLOUD PHARMACY AND WELLNESS CENTER		5	4	44%	9
MEDEXPRESS URGENT CARE - RICHMOND, NINE MILE RD		8	1	11%	9
FLORIDA HOSPITAL WINTER PARK		7	2	22%	9
VAIL VALLEY MEDICAL CENTER			9	100%	9
WINTER PARK INTERNAL MEDICINE MD PA		7	2	22%	9
PATEL MEDICAL VENTURES		8	1	11%	9
BAYFRONT HEALTH ST PETERSBURG		8	1	11%	9
CVS IL8751POCT CHICAGO		9			9
BREVARD FAMILY WALK IN CLINIC			9	100%	9
SCOTTS PHARMACY		8	1	11%	9
MEDEXPRESS URGENT CARE - STAUNTON		5	4	44%	9
CVS TN7289POCT SIGNAL MOUNTAIN		9			9
CVS MINUTE CLINIC DIAGNOSTIC OF NEW JERSEY		9			9
Sunset Lake Health and Rehabilitation Center		8	1	11%	9
IMMACULATE HOUSE AT COUNTRYSIDE		9			9
COMPASS PROVIDENCE URGENT CARE LLLP			9	100%	9
ETHOS LABORATORIES		7	2	22%	9
MEDERI CARETENDERS VS OF SE FL LLC DBA		8	1	11%	9
SEACOAST PATHOLOGY PROFESSIONAL ASSOC		9			9
VETERANS AFFAIRS MEDICAL CENTER - OUTPATIENT			9	100%	9
MINUTECLINIC DIAGNOSTIC OF TN PC #242		6	3	33%	9
SV DIAGNOSTIC LAB			9	100%	9
PALM BAY URGENT CARE PL		1	8	89%	9
MEDEXPRESS ELKINS		9			9
PUTNAM FAMILY CARE INC		3	6	67%	9
JOHN T MATHER MEMORIAL HOSPITAL LABORATORY		8	1	11%	9
CVS NY549POCT RIDGEWOOD		6	3	33%	9
WINDSOR OF GAINESVILLE		9			9

COVID-19: testing by laboratory

Data through May 4, 2021 verified as of May 5, 2021 at 09:25 AM

Data in this report are provisional and subject to change.

The numbers in the table below represent the number of Florida and non-Florida residents for whom test results were received by the Department of Health. A person can be tested by more than one laboratory and can have both positive and negative results. **Therefore, the sum of the numbers in each column will be larger than the total number of people tested.**

Reporting lab	Inconclusive	Negative	Positive	Percent positive	Total
EAST GEORGIA REGIONAL MEDICAL CENTER		8	1	11%	9
NITIN BAWA PROFESSIONAL ASSOCIATES			9	100%	9
PEDIATRIC HEALTH CARE ALLIANCE			9	100%	9
NORTHSIDE HOSPITAL		2	7	78%	9
CVS GA2841POCT LAWRENCEVILLE		9			9
CHILDREN'S HEALTH CENTER INC.		7	2	22%	9
MOULTRIE CREEK NURSING AND REHAB			9	100%	9
MINUTE CLINIC LLC #1448		8	1	11%	9
CVS MA594POCT FALMOUTH		8	1	11%	9
CLEARWATER PEDIATRIC CARE		1	8	89%	9
UCARE			9	100%	9
CVS MD2956POCT NEW MARKET		8	1	11%	9
OMNI			9	100%	9
PRIMARY CARE SPECIALISTS OF ORLANDO		8	1	11%	9
CVS CT1109POCT BETHEL		9			9
CVS PA233POCT NEWTOWN SQUARE		9			9
RANDOLPH DIABETES AND WELLNESS		8	1	11%	9
WATERFORD AT CREEKSIDE, THE			9	100%	9
PRECISION GENETICS			9	100%	9
CIAN DIAGNOSTICS			9	100%	9
DISCOVERY VILLAGE AT STUART		5	4	44%	9
CVS RI1717POCT 1 CVS DR			9	100%	9
ADVENTHEALTH MEDICAL GROUP FAMILY AND INTERNAL		8	1	11%	9
MINUTE CLINIC DIAGNOSTIC OF VIRGINIA, LLC #7543		7	2	22%	9
JUPITER CLINIC			9	100%	9
SUNCREST OMNI		9			9
CVS TX7288POCT DALLAS		8	1	11%	9
IU HEALTH PATHOLOGY		1	8	89%	9
CFS WELLNESS AND MED SPA LLC			9	100%	9
ST VINCENT'S CHILTON		7	2	22%	9
DIXITKUMAR N MODI MD PA			9	100%	9
MINUTE CLINIC LLC #10203		7	2	22%	9
MINUTECLINIC DIAGNOSTIC OF NORTH CAROLINA PC #7054		6	3	33%	9
MAGNOLIA MANOR			9	100%	9
MEDEXPRESS URGENT CARE - BATTLE CREEK		6	3	33%	9
UHEALTH UNIVERSITY OF MIAMI			9	100%	9
FLORIDA CENTER FOR DERMATOLOGY LABORATORY			9	100%	9
TRINITY PEDIATRICS			9	100%	9
BEAUMONT EMERGENCY CENTER			9	100%	9
ALLIANCE HEALTH AND REHABILITATION CENTER		9			9
CHIEFLAND MEDICAL CENTER LLC			9	100%	9
SOMA MEDICAL CENTER MD PA #7 PEDIATRICS			9	100%	9
SYNEXUS CLINICAL RESEARCH US INC		2	7	78%	9
CVS PHARMACY NO 274		9			9
FHPG_EXP CARE PALM HARBOR			9	100%	9
CAYUGA COUNTY HEALTH DEPARTMENT		8	1	11%	9

COVID-19: testing by laboratory

Data through May 4, 2021 verified as of May 5, 2021 at 09:25 AM

Data in this report are provisional and subject to change.

The numbers in the table below represent the number of Florida and non-Florida residents for whom test results were received by the Department of Health. A person can be tested by more than one laboratory and can have both positive and negative results. **Therefore, the sum of the numbers in each column will be larger than the total number of people tested.**

Reporting lab	Inconclusive	Negative	Positive	Percent positive	Total
NEMOURS CHILDREN'S PRIMARY CARE VERO BEACH			9	100%	9
BIRMINGHAM VAMC		5	4	44%	9
BRENNITY AT VERO BEACH, THE			9	100%	9
ROSECASTLE			9	100%	9
NORTHSHORE UNIVERSITY HEALTHSYSTEM EVANSTON HOSPITAL LAB			9	100%	9
CORE OCCUPATIONAL RESOURCES, LLC		5	4	44%	9
MOBILE RESPONSE DIAGNOSTICS LLC		8	1	11%	9
MINUTECLINIC, LLC #03268		8	1	11%	9
MARINA ISLE ASSISTED LIVING		9			9
FHPG_EXP CARE W HILLSBOROUGH		1	8	89%	9
GO PATH LABORATORIES			9	100%	9
MINUTECLINIC DIAGNOSTIC OF NEVADA #87		4	5	56%	9
FLORIDA MENTOR		7	2	22%	9
BUENA VIDA ESTATES			9	100%	9
MINUTECLINIC, LLC #09202		7	2	22%	9
CVS PA4077POCT BELLE VERNON		9			9
MINUTE CLINIC #8979		8	1	11%	9
CVS NJ617POCT CEDAR GROVE		8	1	11%	9
MINUTE CLINIC LLC #0169		7	2	22%	9
LONG ISLAND JEWISH FOREST HILLS HOSPITAL		9			9
HARMONIOUS HOME HEALTH, LLC		9			9
The Grand at Rome Nursing and Rehabilitation		8			8
CELEBRATION PEDIATRICS PA			8	100%	8
MEDEXPRESS URGENT CARE - YORK		5	3	38%	8
DOH JACKSONVILLE CENTRAL LABORATORY		3	5	63%	8
PHYSICIANS FOR CHILDREN			8	100%	8
HUNTINGTON VILLAGE URGENT CARE		8			8
FHMG_FM AND IM AVALON PARK		2	6	75%	8
CENTREX CLINICAL LABS INC		8			8
DR. PHILLIPS MEDICAL WELLNESS CENTER		4	4	50%	8
GOLISANO CHILDREN'S HOSPITAL OF SOUTHWEST FLORIDA		6	2	25%	8
LAKE PEDIATRICS			8	100%	8
EXCEL URGENT CARE OF PARAMUS LLC		8			8
WELLIGENT		1	7	88%	8
DOCTOR'S IN HOUSE LAB			8	100%	8
MEDEXPRESS URGENT CARE - MIDLOTHIAN		7	1	13%	8
CVS PA2582POCT SPRINGFIELD		6	2	25%	8
BIOTECH PHARMACEUTICAL GROUP LLC			8	100%	8
MEDEXPRESS URGENT CARE - TARENTUM		6	2	25%	8
MINUTE-CLINIC DIAGNOSTIC OF VIRGINIA, LLC #3949		8			8
SANITAS LAUDERDALE LAKES			8	100%	8
ALLEGRO - TAMPA	1	4	3	38%	8
CVS NC3803POCT MOORESVILLE		7	1	13%	8
EXECUTIVE MEDICAL SERVICES		8			8
CHIEFLAND MEDICAL CENTER		1	7	88%	8
CIGNA ONSITE HEALTH LLC		2	6	75%	8

COVID-19: testing by laboratory

Data through May 4, 2021 verified as of May 5, 2021 at 09:25 AM

Data in this report are provisional and subject to change.

The numbers in the table below represent the number of Florida and non-Florida residents for whom test results were received by the Department of Health. A person can be tested by more than one laboratory and can have both positive and negative results. **Therefore, the sum of the numbers in each column will be larger than the total number of people tested.**

Reporting lab	Inconclusive	Negative	Positive	Percent positive	Total
MINUTECLINIC, LLC #1796		7	1	13%	8
OSWEGO HOSPITAL LABORATORY		7	1	13%	8
LAB UNKNOWN		6	2	25%	8
MINUTECLINIC, LLC #03965		8			8
MINUTECLINIC DIAG OF IND, LLC #10190		7	1	13%	8
PUTNAM COUNTY EMERGENCY RESCUE SERVICE		5	3	38%	8
LEWIS COUNTY MANOR		8			8
URGENT TEAM - NASHVILLE		7	1	13%	8
GEISINGER MEDICAL CENTER		2	6	75%	8
DANIEL M LIBBY MD PLLC		8			8
LIFE CARE CITRUS COUNTY			8	100%	8
CVS ME329POCT PORTLAND		8			8
ROBERT WOOD JOHNSON HOSPITAL		7	1	13%	8
AFC/DOCTORS EXPRESS NORTH BERGEN		6	2	25%	8
DEPARTMENT OF HEALTH- CITRUS COUNTY		1	7	88%	8
COMPASSION PEDIATRICS		3	5	63%	8
BENEVA LAKES HEALTHCARE & REHAB CENTER			8	100%	8
DOCTOR'S IN-HOUSE LAB/COMMUNITY HEALTH CENTERS OF PINELLAS - CLEARWATE			8	100%	8
PM PEDIATRICS OF BAYSIDE PLLC		8			8
CVS OH2543POCT CANFIELD		5	3	38%	8
CAPRONA GROUP HOME		2	6	75%	8
VENICE REGIONAL MEDICAL CENTER			8	100%	8
THE WOLFF CENTER FOR CHILD & ADOLESCENT HEALTH			8	100%	8
MEDEXPRESS URGENT CARE-PASADENA		8			8
MEDEXPRESS URGENT CARE - CULPEPER		8			8
SUPREME LABORATORY			8	100%	8
CAREPOINT CLINIC		5	3	38%	8
CVS MA1022POCT CAMBRIDGE		8			8
STATEN ISLAND CHAI CARE		7	1	13%	8
NOVADX		2	6	75%	8
MEDEXPRESS - WILMINGTON CONCORD PIKE		7	1	13%	8
CVS OH3476POCT TIPP CITY		7	1	13%	8
CVS IN3975POCT JEFFERSONVILLE		5	3	38%	8
MAGNOLIA PEDIATRICS GROUP LLC			8	100%	8
CVS HEALTH, #1994		6	2	25%	8
ALL CHILDREN'S HOSPITAL		1	7	88%	8
Chestnut Park Rehabilitation and Nursing Center		8			8
WYOMING COUNTY COMMUNITY HOSPITAL LABORATORY		8			8
ALACHUA COUNTY HEALTH DEPARTMENT		1	7	88%	8
SARAH LAWRENCE COLLEGE HEALTH SERVICES		8			8
NASSAU UNIVERSITY MEDICAL CENTER DEPT		7	1	13%	8
CVS MD4371POCT OCEAN CITY		8			8
ST CLOUD PHYSICIAN MANAGMENT LLC		7	1	13%	8
CVS GA7064POCT STOCKBRIDGE		8			8
MINUTE CLINIC, LLC #1434		7	1	13%	8
MINUTECLINIC DIAGNOSTIC OF OHIO #7790		6	2	25%	8

COVID-19: testing by laboratory

Data through May 4, 2021 verified as of May 5, 2021 at 09:25 AM

Data in this report are provisional and subject to change.

The numbers in the table below represent the number of Florida and non-Florida residents for whom test results were received by the Department of Health. A person can be tested by more than one laboratory and can have both positive and negative results. **Therefore, the sum of the numbers in each column will be larger than the total number of people tested.**

Reporting lab	Inconclusive	Negative	Positive	Percent positive	Total
GENEUS DIAGNOSTICS			8	100%	8
SUNSHINE STATE DIALYSIS			8	100%	8
TERRACINA LLC		2	6	75%	8
EMBRY-RIDDLE AERONAUTICAL UNIVERSITY HEALTH			8	100%	8
SOUTHEASTERN PEDIATRIC ASSOCIATES			8	100%	8
CVS NJ836POCT RUNNEMEDE		8			8
GULF COAST PEDIATRICS OF SARASOTA PA		1	7	88%	8
HARBORCHASE OF DR PHILLIPS		7	1	13%	8
HERNANDO PASCO HOSPICE INC		7	1	13%	8
INTERNAL MEDICINE ASSOCIATES OF JACKSON HOSPITAL			8	100%	8
SEA LEVEL LABS			8	100%	8
Nashville Central Laboratory		8			8
MEDEXPRESS URGENT CARE, BUTLER		5	3	38%	8
MINUTECLINIC DIAGNOSTIC OF SC, LLC #4		8			8
MEDEXPRESS URGENT CARE-PETERS TWP		7	1	13%	8
PALM BEACH COUNTY HEALTH DEPARTMENT LABORATORY			8	100%	8
HOLY NAME MEDICAL CENTER	1	6	1	13%	8
CLAY PRIMARY & FAMILY CARE LLC			8	100%	8
LAKELAND VOLUNTEERS IN MEDICINE INC		6	2	25%	8
X-GENE MOLECULAR LABS		1	7	88%	8
ATLANTIC CONSOLIDATED LABORATORY		8			8
PBC FOUND CARE INC			8	100%	8
TERENCE B MITCHELL MD, INC		4	4	50%	8
JX REF LAB			8	100%	8
MODMD LABORATORY		8			8
CVS IN6713POCT BLOOMINGTON		8			8
DOTHAN PEDIATRIC CLINIC			8	100%	8
New York Harbor Harbor HCS - Brooklyn Campus		7	1	13%	8
Robert Wood Johnson University Hospital		6	2	25%	8
PARTNERS PHARMACY OF FLORIDA LLC		8			8
CVS NC5591POCT STATESVILLE		7	1	13%	8
ADVENTHEALTH ORLANDO INTERNATIONAL AIRPORT			8	100%	8
ALLINA HEALTH - ABBOTT NORTHWESTERN HOSPITAL		5	3	38%	8
MINUTE CLINIC DIAGNOSTIC OF PENNSYLVANIA		8			8
CVS MD1881POCT DUNKIRK		8			8
ST CHARLES HOSPITAL LABORATORY		8			8
MINUTECLINIC DIAG OF IND LLC #8651		7	1	13%	8
WELLSTAR WEST GEORGIA MEDICAL CENTER		7	1	13%	8
UNIVERSITY OF WASHINGTON MEDICAL CENTER			8	100%	8
NEOGENOMICS LABORATORIES, INC		8			8
MARION OAKS ASSISTED LIVING		8			8
VERMONT DEPARTMENT OF HEALTH		1	7	88%	8
HEALTHMARK REGIONAL HOSPITAL LAB		4	4	50%	8
CVS CT718POCT ANSONIA		8			8
TRUE HEALTH		5	3	38%	8
ADVANCED RESEARCH FOR HEALTH IMPROVEMENT		6	2	25%	8

COVID-19: testing by laboratory

Data through May 4, 2021 verified as of May 5, 2021 at 09:25 AM

Data in this report are provisional and subject to change.

The numbers in the table below represent the number of Florida and non-Florida residents for whom test results were received by the Department of Health. A person can be tested by more than one laboratory and can have both positive and negative results. **Therefore, the sum of the numbers in each column will be larger than the total number of people tested.**

Reporting lab	Inconclusive	Negative	Positive	Percent positive	Total
APEX HOME HEALTH CARE		7	1	13%	8
WEST DADE PEDIATRICS			8	100%	8
MEDEXPRESS URGENT CARE - HOT SPRINGS		8			8
MINUTECLINIC DIAGNOSTIC OF OHIO #4401		8			8
MINUTECLINIC, LLC #05038		8			8
DASCENA LABORATORY			8	100%	8
SOMA MEDICAL CENTER PA #3 GREENACRES			8	100%	8
CALIFORNIA DEPARTMENT OF PUBLIC HEALTH		2	6	75%	8
MINUTE CLINIC DIAGNOSTIC OF MICHIGAN PC		8			8
CVS TX8387POCT AUSTIN		8			8
CVS M08556POCT KANSAS CITY		7	1	13%	8
COMPREHENSIVE CLINICAL RESEARCH, LLC			8	100%	8
MEDEXPRESS URGENT CARE - CLARKSBURG		7	1	13%	8
DIAGNOSTIC CLINIC		7	1	13%	8
BLOOMING GARDENS OF CARE INC		8			8
CVS MINUTE CLINIC DIAG OF IND LLC #5206		7	1	13%	8
URGENT TEAM - MUSCLE SHOALS		8			8
COMPASSION PEDIATRIC URGENT CARE LLC		2	6	75%	8
BAPTIST OUTPATIENT			8	100%	8
SYLVESTER AT PLANTATION LABORATORY		7	1	13%	8
SURGOINSVILLE PHARMACY		8			8
WHITE SANDS OUTPATIENT SERVICES (WSOP SERVICES LLC		8			8
CVS IL8747POCT CHICAGO		8			8
Baptist Village Retirement Communities		8			8
CREATIVE PHARMACY SOLUTIONS EAST		8			8
EP LTC PHARMACY		6	2	25%	8
PAUL GRECO MD CONCIERGE MEDICAL SERVICES PL		8			8
CVS SC2250POCT COLUMBIA		8			8
THE READING HOSPITAL & MEDICAL CENTER			8	100%	8
OHIO DEPARTMENT OF HEALTH			8	100%	8
MID-HUDSON VALLEY DIVISION OF WESTCHESTER MEDICAL		8			8
MAINE DEPARTMENT OF HEALTH AND HUMAN SERVICES			8	100%	8
CARE ATC - CITY OF BOYNTON BEACH	1	2	5	63%	8
BEECHTREE MOLECULAR LAB LLC			8	100%	8
BARTON PARKER OD PC		8			8
KIS URGENT CARE			8	100%	8
Charles George VAMC		8			8
Florida Clinical Laboratory		1	7	88%	8
INTERNAL MEDICINE AND AESTHETICS OF NAPLES LLC		8			8
DORAL URGENT CARE			8	100%	8
PHOEBE PUTNEY MEMORIAL HOSPITAL		8			8
MINUTECLINIC DIAGNOSTIC OF RHODE ISLAN		8			8
MONROE URGENT CARE		7	1	13%	8
FOUNTAINVIEW BY FIVE STAR QUALITY CARE		7	1	13%	8
LAKE CONWAY URGENT CARE LLC		2	6	75%	8
NORTHDALE REHABILITATION CENTER			8	100%	8

COVID-19: testing by laboratory

Data through May 4, 2021 verified as of May 5, 2021 at 09:25 AM

Data in this report are provisional and subject to change.

The numbers in the table below represent the number of Florida and non-Florida residents for whom test results were received by the Department of Health. A person can be tested by more than one laboratory and can have both positive and negative results. **Therefore, the sum of the numbers in each column will be larger than the total number of people tested.**

Reporting lab	Inconclusive	Negative	Positive	Percent positive	Total
MEDEXPRESS URGENT CARE - MT LEBANON		5	3	38%	8
CVS OH3458POCT BEAVERCREEK		8			8
SKR MEDICAL ADVISORS		8			8
ST. JOSEPH HOSPITAL AND HEALTH CARE INC.			8	100%	8
CVS IN6551POCT MOORESVILLE		7	1	13%	8
GENE STREET LABORATORIES, LLC		6	2	25%	8
CVS NC7057POCT SHELBY		6	2	25%	8
LOVELACE MEDICAL CENTER		8			8
NORTH PINELLAS CHILDRENS MEDICAL CENTER INC			8	100%	8
CVS NC2313POCT RALEIGH		6	2	25%	8
NORTHEAST ALABAMA REGIONAL MEDICAL CENTER		5	3	38%	8
CONSULATE HEALTH CARE		7	1	13%	8
MEDEXPRESS URGENT CARE - GLENDALE		8			8
MINUTE-CLINIC DIAGNOSTIC OF VIRGINIA, LLC #794		7	1	13%	8
SLOPESIDE LABS AND TESTING, LLC - THE HIDEOUT AT BUTTERMILK MOUNTAIN		8			8
NORTHSIDE GWINNETT HOSPITAL		7	1	13%	8
CVS PA1074POCT KENNETT SQUARE		7	1	13%	8
FLORIDA HEART AND VASCULAR MULTISPECIALTY GROUP		8			8
ORMOND BEACH CENTRA CARE			8	100%	8
MEDEXPRESS URGENT CARE MORGANTOWN		8			8
FHCP-ORANGE CITY			8	100%	8
LEMOYNE COLLEGE WELLNESS CENTER FOR		8			8
KANSAS DEPARTMENT OF HEALTH		2	5	71%	7
MINUTECLINIC, LLC #1452		7			7
FLORIDA HOSPITAL KISSIMMEE		4	3	43%	7
MINUTECLINIC, LLC (CLINIC 10928)		7			7
MINUTECLINIC DIAG OF IND LLC #1138		6	1	14%	7
MARTHA A PRICE MD PA		3	4	57%	7
CVS CA9103POCT ESCONDIDO		7			7
CVS IN8669POCT INDIANAPOLIS		6	1	14%	7
LYNMOORE,THE		7			7
MEDEXPRESS URGENT CARE - HOLLINS		7			7
HACKENSACK UNIV MED CTR-PATHOLOGY DEPT		7			7
MEDEXPRESS URGENT CARE-MUNCIE		7			7
LEVY COUNTY SHERRIF'S DEPT			7	100%	7
WALGREENS #09304		5	2	29%	7
ST. LUCIE COUNTY HEALTH DEPARTMENT		5	2	29%	7
MINUTECLINIC DIAGNOSTIC OF KANSAS PA		7			7
WEXFORD HEALTH SOURCES INC		7			7
CVS TX1104POCT ALLEN		6	1	14%	7
EXPICARE NURSING AGENCY, INC		5	2	29%	7
NEMOURS CHILDRENS, LAKE NONA			7	100%	7
WOMENS CARE FLORIDA LLC		5	2	29%	7
PERSONAL PHYSICIAN CARE PA			7	100%	7
MEDEXPRESS URGENT CARE - BLUEFIELD		6	1	14%	7
CVS MA507POCT LEOMINSTER		6	1	14%	7

COVID-19: testing by laboratory

Data through May 4, 2021 verified as of May 5, 2021 at 09:25 AM

Data in this report are provisional and subject to change.

The numbers in the table below represent the number of Florida and non-Florida residents for whom test results were received by the Department of Health. A person can be tested by more than one laboratory and can have both positive and negative results. **Therefore, the sum of the numbers in each column will be larger than the total number of people tested.**

Reporting lab	Inconclusive	Negative	Positive	Percent positive	Total
CVS NV9841POCT RENO		4	3	43%	7
MINUTECLINIC DIAGNOSTIC OF OHIO #6147		6	1	14%	7
CVS CA8850POCT HUNTINGTON BEACH		6	1	14%	7
ADVENTHEALTH MEDICAL GROUP INTERNAL MEDICINE AT		2	5	71%	7
CVS NM8918POCT ALBUQUERQUE		7			7
FLORIDA SCHOOL FOR THE DEAF AND THE BLIND			7	100%	7
PURECARE PHARMACY		6	1	14%	7
CVS TN4624POCT KNOXVILLE		6	1	14%	7
ENTRUST IMMEDIATE CARE			7	100%	7
MANATEE PEDIATRICS			7	100%	7
GRACE REHABILITATION CENTER OF VERO BEACH		4	3	43%	7
TREASURE COAST INFECTIOUS DISEASE CONSULTANTS		4	3	43%	7
MINUTECLINIC #2797		7			7
DELAWARE DEPARTMENT OF HEATH		6	1	14%	7
WATAUGA MEDICAL CENTER		4	3	43%	7
MEDEXPRESS URGENT CARE-DUBOIS		7			7
Enterprise Health and Rehabilitation Center		7			7
MINUTECLINIC DIAGNOSTIC OF OHIO #2964		7			7
OCALA REGIONAL KIDNEY CENTER EAST		2	5	71%	7
CARENOW URGENT CARE-MADISON		7			7
MAXHEALTH		5	2	29%	7
BELL-MINOR HOME		7			7
NYU WINTHROP HOSPITAL PATHOLOGY		7			7
CVS OH3080POCT HUBER HEIGHTS		6	1	14%	7
BROWNE MEDICAL LLC		5	2	29%	7
TRUE HEALTH DIAGNOSTICS		1	6	86%	7
EL PARAISO HOME INC		7			7
OCALA FAMILY MEDICAL CENTER		7			7
WALGREENS #10264		7			7
CVS PA813POCT RICHBORO		7			7
LEE COUNTY HEALTH DEPARTMENT		4	3	43%	7
PEDIATRICS URGENT CARE, LLC			7	100%	7
MEDEXPRESS URGENT CARE-SCOTT TOWNSHIP		6	1	14%	7
CVS PA2687POCT EXTON		7			7
PANCARE HEALTH - HOSFORD SCHOOL			7	100%	7
EAST SIDE CLINICAL LABORATORY		5	2	29%	7
SOUTH COM HEALTH CLINIC, DEPT. OF THE ARMY		7			7
CRESTWOOD MEDICAL CENTER		5	2	29%	7
Rutgers Health Rwj University Hospital - Laboratory		4	3	43%	7
MEDEXPRESS URGENT CARE-NESHANNOCK TWP		6	1	14%	7
BRADENTON PHYSICIANS MEDICAL CENTER			7	100%	7
LAKE CITY CORRECTIONAL FACILITY			7	100%	7
MEDEXPRESS URGENT CARE - STATE COLLEGE		5	2	29%	7
ADVENT HEALTH APOPKA		3	4	57%	7
GREENVILLE MEMORIAL HOSPITAL LAB			7	100%	7
NON-US			7	100%	7

COVID-19: testing by laboratory

Data through May 4, 2021 verified as of May 5, 2021 at 09:25 AM

Data in this report are provisional and subject to change.

The numbers in the table below represent the number of Florida and non-Florida residents for whom test results were received by the Department of Health. A person can be tested by more than one laboratory and can have both positive and negative results. **Therefore, the sum of the numbers in each column will be larger than the total number of people tested.**

Reporting lab	Inconclusive	Negative	Positive	Percent positive	Total
PENN MEDICINE PRINCETON MEDICAL CENTER		6	1	14%	7
INDIANA STATE DEPARTMENT OF HEALTH LABORATORIES			7	100%	7
NOVANT HEALTH INPATIENT CARE		2	5	71%	7
RIVER OAKS TREATMENT CENTER			7	100%	7
PROVIDENCE LABORATORY SERVICES		7			7
CARESOUTH HHA HOLDINGS OF TALLAHASSEE LLC		7			7
BOONE DRUG & HEALTHCARE AT DEERFIELD			7	100%	7
WALGREENS - STORE #9479		5	2	29%	7
SOUTHEAST GEORGIA HEALTH SERVICES, LLC		7			7
USCG SECTOR ST PETE		3	4	57%	7
MALABAR FAMILY PRACTICE		4	3	43%	7
MEDEXPRESS URGENT CARE MURRYSVILLE		5	2	29%	7
PRIMBIO RESEARCH INSTITUTE LLC		7			7
GALLUP INDIAN MEDICAL CENTER		7			7
Parkside Villa		7			7
CVS NC5532POCT SUMMERFIELD		7			7
TESTD			7	100%	7
OPTUM PRIMARY CARE - FOUNTAIN OAKS		3	4	57%	7
COMPLETE FAMILY CARE, LLC/UNIVERSITY OF SAINT MARY		7			7
FLORIDA DIGESTIVE AND LIVER SPECIALIST		7			7
NEW YORK PHYSICIANS LLP		7			7
PALM GARDEN OF SUN CITY			7	100%	7
GENTRY PARK ORLANDO ASSISTED LIVING		6	1	14%	7
SOUTHEAST GEORGIA HEALTH SYSTEM, INC D		7			7
SCHOOL OF PHARMACY AND PHARMACEUTICAL		7			7
CVS OH6123POCT CINCINNATI		5	2	29%	7
Lenox on the Lake			7	100%	7
CVS KY4779POCT LOUISVILLE		5	2	29%	7
DOCTORS HOSPITAL LAB MEDICAL OFFICE BUILDING			7	100%	7
Bon Secours Place		6	1	14%	7
MEDEXPRESS - COLLINSVILLE BELT LINE		5	2	29%	7
NU WAVE MEDICAL CENTER			7	100%	7
LIZS ADULT CARE		7			7
QUE		4	3	43%	7
CVS TX4397POCT CYPRESS		7			7
MINUTECLINIC DIAGNOSTIC OF VIRGINIA, LLC		7			7
FLORIDA PREMIER MEDICAL CARE PA			7	100%	7
VICTORIAN MANOR		2	5	71%	7
DALLAS COUNTY HEALTH AND HUMAN SERVICES			7	100%	7
DOCTORS CLINICAL LABORATORY, INC		5	2	29%	7
SANFORD MOBILE LAB		1	6	86%	7
CVS CA9721POCT ARCADIA		7			7
HEARTLAND PEDIATRICS OF LAKE PLACID			7	100%	7
Hiawatha Care Center		7			7
BAYCARE MEDICAL GROUP, INC		6	1	14%	7
MINUTECLINIC DIAG OF IND, LLC #6648		5	2	29%	7

COVID-19: testing by laboratory

Data through May 4, 2021 verified as of May 5, 2021 at 09:25 AM

Data in this report are provisional and subject to change.

The numbers in the table below represent the number of Florida and non-Florida residents for whom test results were received by the Department of Health. A person can be tested by more than one laboratory and can have both positive and negative results. **Therefore, the sum of the numbers in each column will be larger than the total number of people tested.**

Reporting lab	Inconclusive	Negative	Positive	Percent positive	Total
LAKE NONA PEDIATRICS IN ASSOCIATION WITH NEMOURS		5	2	29%	7
BROOKDALE LAKE ORIENTA			7	100%	7
BALTIMORE CITY HEALTH DEPT COMMUNICABLE DISEASES AND EPIDEMIOLOGY			7	100%	7
ABBEY MANOR RETIREMENT RESIDENCE INC		7			7
CARENOW URGENT CARE-SOUTHLAKE			7	100%	7
Centrastate Medical Center		6	1	14%	7
HOME CARE PHARMACY OF PALM COAST INC		7			7
PEDIATRICS OF CENTRAL FLORIDA		5	2	29%	7
Thermopolis Rehabilitation Wellness		7			7
NORTH FLORIDA MEDICAL CENTERS INC		1	6	86%	7
FLORIDA HOSPITAL APOPKA		6	1	14%	7
HELIX MEDICAL CENTERS		1	6	86%	7
MEDEXPRESS URGENT CARE PORT HURON		6	1	14%	7
CVS PHARMACY #8800		5	2	29%	7
EASTERN FLORIDA STATE COLLEGE - PALM BAY CAMPUS			7	100%	7
HOLY GARDEN ALF, INC.		7			7
NORTHERN DUTCHESS HOSPITAL LABORATORY		5	2	29%	7
FLORIDA DEPARTMENT OF HEALTH IN SARASOTA COUNTY		6	1	14%	7
MEDEXPRESS URGENT CARE - IRVING		7			7
IRL MARKET LAB			7	100%	7
AVON PARK PEDIATRICS			7	100%	7
MINUTECLINIC DIAG OF IND LLC #6998		6	1	14%	7
YAZJI PEDIATRIC CARE LLC DBA TUKA PEDIATRICS			7	100%	7
CVS SC5479POCT INDIAN LAND		6	1	14%	7
CVS NJ862POCT MARLBORO		6	1	14%	7
SHEEPSHEAD BAY URGENT CARE		7			7
CVS NJ837POCT MARLTON		7			7
DIAGNOSTIC & MEDICAL SPECIALISTS OF GREENWICH		5	2	29%	7
WELLSTAR ATLANTA MEDICAL CENTER LABORA		6	1	14%	7
FLORIDA CANCER SPECIALISTS & RESEARCH INSTITUTE		6	1	14%	7
GAINESVILLE PEDIATRIC ASSOCIATES		1	6	86%	7
IAN C BOYKIN MD		4	3	43%	7
JUPITER ISLAND PUBLIC SAFETY		5	2	29%	7
PENINSULA CARE AND REHABILITATION CENTER			7	100%	7
KEYSTONE PLACE AT NAPLES PRESERVE		4	3	43%	7
DOTHAN WEST FAMILY MEDICINE		5	2	29%	7
SUPERIOR RESIDENCES AT CALA HILLS		7			7
NELSON BIOLOGICAL			7	100%	7
LAWTON CHILES HEALTH CENTER		1	6	86%	7
PANCARE HEALTH - KATE SMITH ELEMENTARY		1	6	86%	7
LONGWOOD FAMILY MEDICINE		1	6	86%	7
LOUISIANA DEPT OF HEALTH			7	100%	7
KENDALL REGIONAL MEDICAL CNTR			7	100%	7
CHELSEA NYC LAB		7			7
Ocoee Health Care Center		7			7
ST CHARLES BEND LABORATORY		6	1	14%	7

COVID-19: testing by laboratory

Data through May 4, 2021 verified as of May 5, 2021 at 09:25 AM

Data in this report are provisional and subject to change.

The numbers in the table below represent the number of Florida and non-Florida residents for whom test results were received by the Department of Health. A person can be tested by more than one laboratory and can have both positive and negative results. **Therefore, the sum of the numbers in each column will be larger than the total number of people tested.**

Reporting lab	Inconclusive	Negative	Positive	Percent positive	Total
ECLRS		2	5	71%	7
CVS GA2236POCT WOODSTOCK		7			7
NEMOURS CHILDREN'S HOSPITAL			7	100%	7
GRACE WELLNESS CENTER LLC		6	1	14%	7
FIRST PHYSICIANS GROUP - LORRAINE CORNERS		7			7
LEPE'S HOUSE			7	100%	7
CVS PA1296POCT DREXEL HILL		5	2	29%	7
PIEDMONT HENRY HOSPITAL, INC		7			7
FRESENIUS KIDNEY CARE FORT WALTON BEACH			7	100%	7
WILDLIGHT LAB			7	100%	7
FAMILY MEDICINE MEDICAL DRIVE		7			7
DOCTOR'S IN-HOUSE LAB/COMMUNITY HEALTH CENTERS OF PINELLAS -PINELLAS P			7	100%	7
CVS MA1852POCT MEDWAY		7			7
HEALTH CARE LABORATORY SERVICES		1	6	86%	7
MIAMI BEACH COMMUNITY HEALTH CENTER INC			7	100%	7
WALGREENS #15495		6	1	14%	7
NORTHSIDE MEDICAL CENTER		7			7
PR HEALTH		1	5	83%	6
MINUTECLINIC, DIAGNOSTIC OF TEXAS, LLC		6			6
WIREGRASS MEDICAL CENTER			6	100%	6
WG WINDSOR WOODS SH LLC		6			6
DOCTORS HOSPITAL OF AUGUSTA		6			6
CVS TX2263POCT SAN ANTONIO		6			6
QUATRACOR PLLC		6			6
Englewood Health Care Center		6			6
XPRESS URGENT CARE LLC		6			6
FLORIDA MEDICAL CLINIC -INTERNAL MED DADE CITY			6	100%	6
DAVISON HEALTH CENTER WESLEYAN UNIVERS		6			6
COMMUNITY HEALTH CENTERS OF PINELLAS, INC		4	2	33%	6
BETH ISRAEL DEACONESS MEDICAL CENTER			6	100%	6
FLEET LANDING			6	100%	6
CVS TX8322POCT AUSTIN		6			6
IVY ROSEN MD PLLC		6			6
ANTHONY-BROWN PHARMACY		6			6
CVS MD1515POCT LEONARDTOWN		4	2	33%	6
Kennedy University Hospital		5	1	17%	6
MORRIS HALL/ST JOSEPH NURSING CENTER		6			6
RADEAS			6	100%	6
TEXAS MEDCLINIC			6	100%	6
MINUTECLINIC LLC #5010		5	1	17%	6
ADVENTHEALTH CAR CENTER APOPKA			6	100%	6
PLEASANTVILLE OF SEBASTIAN LLC			6	100%	6
CELAL GUROL ERBAY, MD			6	100%	6
GENESIS FAMILY PRACTICE		3	3	50%	6
COVID RAPID LABS		1	5	83%	6
MEDEXPRESS URGENT CARE - WAXAHACHIE, N HIGHWAY 77		4	2	33%	6

COVID-19: testing by laboratory

Data through May 4, 2021 verified as of May 5, 2021 at 09:25 AM

Data in this report are provisional and subject to change.

The numbers in the table below represent the number of Florida and non-Florida residents for whom test results were received by the Department of Health. A person can be tested by more than one laboratory and can have both positive and negative results. **Therefore, the sum of the numbers in each column will be larger than the total number of people tested.**

Reporting lab	Inconclusive	Negative	Positive	Percent positive	Total
CVS MA2401POCT MARSHFIELD		5	1	17%	6
FAMILY TREE PRIMARY CARE		5	1	17%	6
PARADIGM LABORATORIES			6	100%	6
UNILAB		2	4	67%	6
MEDEXPRESS - NEWARK		6			6
WELLMED AT FORT PIERCE		4	2	33%	6
MINUTECLINIC DIAGNOSTIC OF KENTUCKY		6			6
JERSEY SHORE MEDICAL CENTER		6			6
HOLLY HILL HOME INFUSION SERVICE		5	1	17%	6
CVS PA1379POCT LANSDALE		5	1	17%	6
UT MEMPHIS UNIVERSITY HEALTH SERVICES			6	100%	6
CENTRAL FLORIDA PRIMARY CARE			6	100%	6
ADVENTHEALTH CELEBRATION EMPLOYEE CLINIC		6			6
MEDEXPRESS URGENT CARE, CHAMBERSBURG		5	1	17%	6
CVS MI8049POCT WATERFORD		5	1	17%	6
OURMED		5	1	17%	6
ASCENSION ST VINCENT'S CLAY COUNTY			6	100%	6
RIVERVIEW ALF OPERATOR LLC		1	5	83%	6
FLORIDA DEPARTMENT OF HEALTH SEMINOLE COUNTY		1	5	83%	6
PREMIER FAMILY HEALTH PA			6	100%	6
GUTHRIE MEDICAL GROUP LABORATORIES		6			6
MEDEXPRESS URGENT CARE - ELM GROVE		5	1	17%	6
Advanced Care Center			6	100%	6
ORLANDO HEALTH PHYSICIAN GROUP			6	100%	6
DOCTORS OFFICE OF NEW JERSEY		6			6
MEDEXPRESS URGEN CARE - EAST BRUNSWICK		6			6
THE WINDSOR OF OCALA		2	4	67%	6
WAKEMED		1	5	83%	6
CVS CA9823POCT SACRAMENTO		6			6
FLORIDA DEPARTMENT OF HEALTH IN MIAMI DADE COUNTY		5	1	17%	6
CVS PA2688POCT COLLEGEVILLE		6			6
CVS MINUTE CLINIC DIAGNOSTIC MED GRP OF CAL		5	1	17%	6
VALSPAR CHAMPIONSHIP		6			6
MAXCARE CLINIC			6	100%	6
MCKENZIE-WILLAMETTE MEDICAL CENTER LAB		6			6
BNR PHARMACY INC		6			6
PELICAN LANDING		1	5	83%	6
CHILDREN'S HOSPITAL OF PHILADELPHIA		5	1	17%	6
Oakwood - North Baldwins Center for Living		6			6
CURATIVE CARE CENTER INC		1	5	83%	6
THE PALMS REHABILITATION AND HEALTHCARE CENTER		5	1	17%	6
CVS NV2928POCT LAS VEGAS		6			6
RAPID MEDLAB (004MO)		5	1	17%	6
CVS MINUTE CLINIC DIAGNOSTIC OF TEXAS		5	1	17%	6
UNILAB OF DADE INC			6	100%	6
CVS NJ715POCT WAYNE		6			6

COVID-19: testing by laboratory

Data through May 4, 2021 verified as of May 5, 2021 at 09:25 AM

Data in this report are provisional and subject to change.

The numbers in the table below represent the number of Florida and non-Florida residents for whom test results were received by the Department of Health. A person can be tested by more than one laboratory and can have both positive and negative results. **Therefore, the sum of the numbers in each column will be larger than the total number of people tested.**

Reporting lab	Inconclusive	Negative	Positive	Percent positive	Total
MANATEE MEMORIAL HOSPITAL CLINICAL LABORATORY			6	100%	6
ALLEGRO FLEMING ISLAND		1	5	83%	6
CENTRAL JERSEY URGENT CARE OF BROWN MI		6			6
CVS IN6572POCT INDIANAPOLIS		6			6
MEDEXPRESS URGENT CARE - PRINCETON		5	1	17%	6
ADVENTHEALTH MEDICALGROUP PEDIATRICS AT ORLANDO		6			6
CAPITAL HEALTH PLAN LABORATORIES			6	100%	6
UPMC HEALTH SYSTEM		4	2	33%	6
LRHS Southeastern University		4	2	33%	6
CAREWELL 301 - WARWICK			6	100%	6
PALMETTO HEALTH ALLIANCE		3	3	50%	6
CVS IL5797POCT CAROL STREAM		6			6
WALGREENS #07589		5	1	17%	6
MEDEXPRESS URGENT CARE - LEDGEWOOD		5	1	17%	6
OCHSNER MEDICAL CENTER			6	100%	6
APALACHEE CENTER INC		4	2	33%	6
AMERICAN MEDICAL RESPONSE - DENVER		3	3	50%	6
MINUTE CLINIC LLC #1831		6			6
PEACE OF MIND REHAB CENTER		6			6
CAMELLIA AT DEERWOOD		2	4	67%	6
MINUTECLINIC LLC #5041		2	4	67%	6
FLORIDA WOMAN CARE LABORATORY			6	100%	6
USCG ABBOTT BINAXNOW		4	2	33%	6
TRUSTBRIDGE			6	100%	6
CVS IN6654POCT INDIANAPOLIS		5	1	17%	6
VILLAGES HEALTH, THE		4	2	33%	6
CVS MA1095POCT AMHERST		5	1	17%	6
CVS NATIONAL HARBOR MD2297714CV		6			6
WALGREENS #03287		6			6
CVS NH6596POCT HAMPTON		6			6
HEARTLAND HOME HEALTH CARE		6			6
CVS SC5550POCT CLOVER		5	1	17%	6
MEDEXPRESS URGENT CARE-PITTSFIELD		6			6
UT SOUTHWESTERN MEDICAL CENTER			6	100%	6
CVS IL1170POCT JOLIET		6			6
MEDEXPRESS URGENT CARE - WEIRTON		6			6
BROWARD COUNTY HEALTH DEPT.			6	100%	6
UW MEDICINE VIROLOGY LAB			6	100%	6
RANDOLPH COUNTY HEALTH & REHABILITATIO		6			6
Kroger 673 - The Little Clinic Dallas		5	1	17%	6
REDMED OF CROSSTOWN		3	3	50%	6
BETHESDA COMMUNITY HEALTH CENTER			6	100%	6
ELITE MEDICAL CENTER		1	5	83%	6
MEDEXPRESS URGENT CARE-HERSHEY		5	1	17%	6
CVS MA957POCT WEST SPRINGFIELD		6			6
OVIEDO CHILDRENS HEALTH CENTER LLC		1	5	83%	6

COVID-19: testing by laboratory

Data through May 4, 2021 verified as of May 5, 2021 at 09:25 AM

Data in this report are provisional and subject to change.

The numbers in the table below represent the number of Florida and non-Florida residents for whom test results were received by the Department of Health. A person can be tested by more than one laboratory and can have both positive and negative results. **Therefore, the sum of the numbers in each column will be larger than the total number of people tested.**

Reporting lab	Inconclusive	Negative	Positive	Percent positive	Total
ENIGMA DIAGNOSTIC, INC.			6	100%	6
CVS NC6402POCT DAVIDSON		4	2	33%	6
SIGNATURE URGENT CARE			6	100%	6
VIERA PEDIATRICS		1	5	83%	6
PENN NURSING CENTER		6			6
MEDICAL CENTER AT OCEAN REEF		1	5	83%	6
ADVANCED URGENT CARE OF MARATHON		1	5	83%	6
FIRST COAST CARDIOVASCULAR INSTITUTE PA			6	100%	6
ABSOLUTE HEALTH		5	1	17%	6
MINUTECLINIC MINUTECLINIC #3665		6			6
MARSHALL MEDICAL CENTER SOUTH LAB		5	1	17%	6
MINUTECLINIC DIAGNOSTIC OF TN PC #442		4	2	33%	6
THE CLINIC PREMISE HEALTH			6	100%	6
GUTHRIE CORNING HOSPITAL LABORATORY		6			6
MEDEXPRESS URGENT CARE SHADYSIDE		5	1	17%	6
CVS MA299POCT WORCESTER		6			6
SAINT PETER'S UNIVERSITY HOSPITAL		6			6
GENTLE MEDICINE ASSOCIATES / DR. REGINE BATAILLE		6			6
CVS SC4382POCT SPARTANBURG		6			6
COVID TESTING LLC			6	100%	6
TAMIAMI LAB MILLENIUM			6	100%	6
ARLINGTON OF NAPLES		6			6
MEDEXPRESS URGENT CARE - VINELAND S MA		6			6
The Oaks of Clearwater		6			6
ALL4KIDZ PEDIATRICS LLC		3	3	50%	6
ENCOMPASS HEALTH REHABILITATION HOSPI		6			6
SANTOS REHABILITATION CENTER INC			6	100%	6
AARK LABORATORY		6			6
URGENT CARE HOUSECALLS PA		5	1	17%	6
RIVER CITY PRIMARY AND URGENT CARE			6	100%	6
FIFTH AVENUE PEDIATRICS		3	3	50%	6
MINUTECLINIC 7196		5	1	17%	6
PHYSICIANS URGENT CARE BERRY FARMS		4	2	33%	6
BOCA VIPEDIATRICS			6	100%	6
HELIX KH UC		1	5	83%	6
MINUTECLINIC DIAGNOSTIC OF OHIO #6139		6			6
WALGREENS SARASOTA		5	1	17%	6
PROGRESS PHARMACY INC		1	5	83%	6
COMPUNET CLINICAL LAB			6	100%	6
ADVENT HEALTH - TUSKAWILLA		4	2	33%	6
ARC POINT LABS OF AUSTIN NORTH			6	100%	6
ELITE MD GROUP INC		2	4	67%	6
AIRCARE INTERNATIONAL		5	1	17%	6
CVS TX10140POCT THE WOODLANDS		5	1	17%	6
PATHGROUP LABS, LLC		4	2	33%	6
Madison Health & Rehabilitation		6			6

COVID-19: testing by laboratory

Data through May 4, 2021 verified as of May 5, 2021 at 09:25 AM

Data in this report are provisional and subject to change.

The numbers in the table below represent the number of Florida and non-Florida residents for whom test results were received by the Department of Health. A person can be tested by more than one laboratory and can have both positive and negative results. **Therefore, the sum of the numbers in each column will be larger than the total number of people tested.**

Reporting lab	Inconclusive	Negative	Positive	Percent positive	Total
CVS PA5241POCT CHALFONT		6			6
CVS OH3393POCT AURORA		5	1	17%	6
MCR HEALTH LAWTON CHILES ADMINISTRATION STE A		1	5	83%	6
PRINCETON BMC LABORATORY		6			6
SOUTHERN OCEAN MEDICAL CENTER		6			6
CDRX INFUSION			6	100%	6
LUMADOC HEALTH		4	2	33%	6
TALLAHASSEE MEMORIAL HEALTHCARE			6	100%	6
SOUTHEASTERN DERMATOLOGY GROUP PA		5	1	17%	6
AMERICAN HEALTH ASSOC. LABORATORY SOUTH		4	2	33%	6
CVS NJ2815POCT E BRUNSWICK		4	2	33%	6
TIFT REGIONAL HLTH SYSTEM, INC DBA SOU		6			6
ST LUKES HOSPITAL LABORATORY		2	4	67%	6
BAYSHORE POINTE NURSING AND REHAB CENTER			6	100%	6
YORK HOSPITAL: MICROBIOLOGY			6	100%	6
MINUTECLINIC, LLC #07852		5	1	17%	6
NORTHSIDE HOSPITAL- CHEROKEE		5	1	17%	6
DEPARTMENT OF HEALTH AND HUMAN SERVICES DIVISION OF BEHAVIORAL HEALTH		1	5	83%	6
RURAL HEALTH CARE INC			6	100%	6
MIZELL MEMORIAL HOSPITAL			6	100%	6
BAYCARE ALLIANT HOSPITAL			6	100%	6
DEVANSH LAB WERKS		1	5	83%	6
DEPARTMENT OF HEALTH AND HUMAN SERVICES STATE OF NEW HAMPSHIRE			6	100%	6
LAKEVIEW TERRACE HOME HEALTH SERVICES LLC			6	100%	6
PRESBYTERIAN HOME		6			6
MIAMI RESCUE MISSION CLINIC INC			6	100%	6
PALM HARBOR DERMATOLOGY		4	2	33%	6
LEHIGH REGIONAL MEDICAL CENTER LABORATORY		3	3	50%	6
CLINICAL CARE ASSOCIATES			6	100%	6
CVS OH2518POCT COLUMBUS		5	1	17%	6
SALINE CARE NURSING & REHABILITATION CENTER		6			6
UF HEALTH PATHOLOGY LABORATORIES			6	100%	6
MEDEXPRESS URGENT CARE - MBURG COMMONS		5	1	17%	6
MINUTECLINIC, LLC #07876		5	1	17%	6
ATLANTIC COMMUNITY HIGH SCHOOL		5	1	17%	6
MOUNT SINAI BROOKLYN LABORATORY		5	1	17%	6
Northwell Lab		2	4	67%	6
MINUTECLINIC MINUTECLINIC #921		6			6
MEDEXPRESS URGENT CARE - HUNTINGTON WE		6			6
LPG COCONUT POINT - FAMILY/ INTERNAL MEDICINE		6			6
AMERICAN EAGLE LEESBURG AL LLC DBA VISTA LAKE			6	100%	6
MEDEXPRESS URGENT CARE - NORTH LITTLE		5	1	17%	6
DISCOVERY VILLAGE AT DEERWOOD			6	100%	6
MERCY URGENT CARE			6	100%	6
JOSEF SCHENKER, MD, PC		6			6
HUNTERS CREEK PEDIATRICS		6			6

COVID-19: testing by laboratory

Data through May 4, 2021 verified as of May 5, 2021 at 09:25 AM

Data in this report are provisional and subject to change.

The numbers in the table below represent the number of Florida and non-Florida residents for whom test results were received by the Department of Health. A person can be tested by more than one laboratory and can have both positive and negative results. **Therefore, the sum of the numbers in each column will be larger than the total number of people tested.**

Reporting lab	Inconclusive	Negative	Positive	Percent positive	Total
UNIVERSITY OF MIAMI			6	100%	6
CITIZENS BAPTIST MEDICAL CENTERS LAB		5	1	17%	6
MERCY COLLEGE HEALTH OFFICE		6			6
CVS TX7825POCT FRISCO		5	1	17%	6
MEDEXPRESS URGENT CARE - LOGAN		6			6
NORTH FLORIDA PEDIATRICS JASPER			6	100%	6
LOS ALAMOS NATIONAL LABORATORY		6			6
NYU WINTHROP LABORATORY		6			6
BROWARD TRANSITIONAL CENTER			6	100%	6
DIXIE COUNTY EMERGENCY SERVICES			6	100%	6
CONCENTRA			6	100%	6
MINUTECLINIC DIAGNOSTICS OF IND LLC		3	3	50%	6
FLORIDA HEALTHCARE OF ORLANDO		1	5	83%	6
SOUTHERN CORRECTIONAL MEDICINE LLC		6			6
TULLAHOMA HMA, LLC		5	1	17%	6
CVS TX7821POCT LEAGUE CITY		6			6
QUICK CARE MED WALK IN AND URGENT CARE			6	100%	6
Army Residence Community		5	1	17%	6
MD NOW MEDICAL CENTER			6	100%	6
PUBLIC HEALTH LAB		6			6
TIMBER CREEK PEDIATRICS		6			6
BROOKDALE CLERMONT			6	100%	6
HENDRY REGIONAL CONVENIENT CARE CENTER			6	100%	6
FAMILY CARE MEDICAL CENTER			6	100%	6
PANCARE HEALTH - ALTHA PUBLIC			6	100%	6
PROHEALTH MED		1	5	83%	6
FLORIDA MEDICAL SPECIALISTS		2	4	67%	6
FAMILY TREE DNA			5	100%	5
OMNICARE PHARMACY OF TEXAS 1, LP DBA OMNICARE		5			5
COPELAND MEDICAL CLINIC		3	2	40%	5
NIBHA MEDIRATTA MD PL			5	100%	5
CVS NC2771POCT CLAYTON		4	1	20%	5
Kroger 449 - The Little Clinic Mountain Park		4	1	20%	5
INDIAN RIVER PRIMARY CARE PA		5			5
SOUTH BEND MEDICAL FOUNDATION			5	100%	5
CVS SC4122POCT TAYLORS		5			5
MIDDLEBURG VA CBOC		4	1	20%	5
INFECTION CONTROL/ EMPHEALTH		3	2	40%	5
CVS MA2172POCT NORTH GRAFTON		5			5
ST VINCENTS AMBULATORY CARE INC		3	2	40%	5
INNOVATIVE COVID-DIVERSEY			5	100%	5
CVS NC3853POCT BURLINGTON		4	1	20%	5
Hillspring of Springboro		5			5
WILSON PEDIATRICS			5	100%	5
MEDICAL UNIVERSITY SC HOSPITAL			5	100%	5
SAFETY HARBOR SENIOR LIVING			5	100%	5

COVID-19: testing by laboratory

Data through May 4, 2021 verified as of May 5, 2021 at 09:25 AM

Data in this report are provisional and subject to change.

The numbers in the table below represent the number of Florida and non-Florida residents for whom test results were received by the Department of Health. A person can be tested by more than one laboratory and can have both positive and negative results. **Therefore, the sum of the numbers in each column will be larger than the total number of people tested.**

Reporting lab	Inconclusive	Negative	Positive	Percent positive	Total
COLUMBIA MEMORIAL HOSPITAL LABORATORY		5			5
FORSYTH HOUSE			5	100%	5
TANNER MEDICAL CENTER EAST AL		5			5
QUENTIN N BURDICK MEMORIAL HEALTH CARE		5			5
GULF COAST VETERANS HCS PANAMA CITY OPC		5			5
SCIENCE CARE			5	100%	5
HEALTHCARE NETWORK OF SOUTHWEST FLORIDA			5	100%	5
BRIGHAM AND WOMEN'S HOSPITAL		1	4	80%	5
WATERTOWN URGENT CARE PLLC		5			5
Arbors at Marietta		5			5
MEDEXPRESS URGENT CARE LAVALLE		5			5
CVS SC1540POCT MYRTLE BEACH		4	1	20%	5
UNC HOSPITAL/MCLENDON CLINICAL LABORATORIES			5	100%	5
OPTUMCARE FLORIDA, LLC		3	2	40%	5
WHITE WILSON MEDICAL CENTER - FWB		1	4	80%	5
HUNT CLUB MEDICAL CARE			5	100%	5
CAPE COD HOSPITAL			5	100%	5
NOVANT HEALTH UVA		2	3	60%	5
NORTHWOOD UNIVERSITY-BENNETT SPORTS CENTER		5			5
SONATA VERO BEACH		5			5
Life Care Center of Estero			5	100%	5
INSTANT MEDICAL CARE CENTER		4	1	20%	5
MINUTECLINIC DIAG OF IND, LLC #6553		5			5
KINGSWAY MEDICAL CENTER INC		2	3	60%	5
URGENT CARE OF ERWIN		5			5
BEACH HOUSE		5			5
PARADISE VILLA ALF INCORPORATED		5			5
ADVANCED PEDIATRICS OF BOCA LLC			5	100%	5
PRECISION DIAGNOSTICS INC - NJ		5			5
CVS GA2279POCT SUWANEE		5			5
CVS PA258POCT MCKEES ROCKS		5			5
CVS MO10053POCT SAINT PETERS		5			5
MASSASHUSETTS STATE LAB INSTITUTE		2	3	60%	5
PRECISION LABS LLC		2	3	60%	5
ADVENTHEALTH MEDICAL GROUP PEDIATRICS		2	3	60%	5
ELDER ALTERNATIVES INC		3	2	40%	5
SPRINGHILL SENIOR RESIDENCE		5			5
DEPARTMENT OF HEALTH AND HUMAN SERVICES LANSING			5	100%	5
BIOTECH CLINICAL LABORATORY			5	100%	5
CVS IN5696POCT FORT WAYNE		5			5
FRANCES WARDE MEDICAL LABORATORY		2	3	60%	5
DELAWARE PUBLIC HEALTH LABORATORY		2	3	60%	5
MED EXPRESS URGENT CARE PC - MARYLAND		4	1	20%	5
MEDEXPRESS URGENT CARE - SUMMERSVILLE, WEBSTER RD		5			5
EAST CENTRAL FLORIDA OUT PATIENT IMAGING			5	100%	5
URGENT TEAM MANAGEMENT OF TENNESSEE, L		4	1	20%	5

COVID-19: testing by laboratory

Data through May 4, 2021 verified as of May 5, 2021 at 09:25 AM

Data in this report are provisional and subject to change.

The numbers in the table below represent the number of Florida and non-Florida residents for whom test results were received by the Department of Health. A person can be tested by more than one laboratory and can have both positive and negative results. **Therefore, the sum of the numbers in each column will be larger than the total number of people tested.**

Reporting lab	Inconclusive	Negative	Positive	Percent positive	Total
ST LUCIE COUNTY HEALTH DEPARTMENT		4	1	20%	5
MID FLORIDA HEALTH INC			5	100%	5
CVS SC2269POCT COLUMBIA		4	1	20%	5
LAKEVIEW HEALTHCARE SYSTEM LLC			5	100%	5
CVS CT750POCT ENFIELD		5			5
GENTLE HANDS MOBILE PHLEBOTOMY			5	100%	5
COMMONS AT ORLANDO LUTHERAN TOWERS SNF			5	100%	5
XRL SXF REF LAB		5			5
NORTH SHORE HEMATOLOGY-ONCOLOGY ASSOCIATES, PC		5			5
JUPITER ISLAND MEDICAL CLINIC INC		5			5
OCCMED SOLUTIONS		2	3	60%	5
MEDEXPRESS URGENT CARE - FREDERICK		5			5
MEDEXPRESS URGENT CARE - MOUNTAIN HOME		4	1	20%	5
INVESCLINIC US, LLC		5			5
FHPG FAMILY MEDICAL CENTER OF TAMPA BAY		1	4	80%	5
MEDEXPRESS URGENT CARE - BRIDGEVILLE		5			5
MINUTECLINIC DIAG OF IND, LLC #6910		5			5
BAPTIST HOSPITAL EMPLOYEE HEALTH OFF			5	100%	5
MID - FLORIDA PATHOLOGY LLC		1	4	80%	5
LAFAYETTE NURSING AND REHAB			5	100%	5
MEDEXPRESS URGENT CARE - SOUTH PARKERSBURG		5			5
PEDIATRIC URGENT HEALTH CARE			5	100%	5
MEDEXPRESS URGENT CARE - BECKLEY		3	2	40%	5
REELFOOT FAMILY WALK IN CLINIC		4	1	20%	5
RUSSELL SAGE COLLEGE WELLNESS CENTER		5			5
STVHCS - Dental Outpatient Clinic		5			5
ST JOSEPHS HOSPITAL PATHOLOGY LAB		4	1	20%	5
MINUTECLINIC DIAG OF IND LLC #6840		5			5
CLINICAL CARE INC			5	100%	5
ELITE CARE			5	100%	5
Birchaven		5			5
CVS OH10893POCT PARMA		2	3	60%	5
ALLIANCE FOR MULTISPECIALTY RESEARCH		5			5
BAYSHORE LABORATORY		4	1	20%	5
THE CLINIC OF PEDIATRICS & GI MEDICINE, INC			5	100%	5
CITRUS HEALTH NETWORK INC		2	3	60%	5
DOCS URGENT CARE		1	4	80%	5
FLORIDA PRIMARY & SPECIALTY CARE		5			5
UNIVERISTY OF MEMPHIS ATHLETIC TRAINI		5			5
AMI ST FRANCIS HOSPITAL LABORATORY		4	1	20%	5
FLORIDA DEPARTMENT OF HEALTH - INVERNESS		3	2	40%	5
MINUTECLINIC DIAG OF IND, LLC #8645		5			5
Edward Hines, Jr. VA Hospital		4	1	20%	5
CVS TX7151POCT HUMBLE		4	1	20%	5
ARKANSAS DEPARTMENT OF HEALTH			5	100%	5
CVS CA9963POCT SAN DIEGO		5			5

COVID-19: testing by laboratory

Data through May 4, 2021 verified as of May 5, 2021 at 09:25 AM

Data in this report are provisional and subject to change.

The numbers in the table below represent the number of Florida and non-Florida residents for whom test results were received by the Department of Health. A person can be tested by more than one laboratory and can have both positive and negative results. **Therefore, the sum of the numbers in each column will be larger than the total number of people tested.**

Reporting lab	Inconclusive	Negative	Positive	Percent positive	Total
EASTCHESTER PEDIATRIC MEDICAL GROUP		5			5
INTERNAL MEDICINE & PRIMARY CARE ASSOCIATES, PLC			5	100%	5
SIENA COLLEGE SPORTS MEDICINE CENTER		5			5
NORTH DADE NURSING AND REHABILITATION CENTER			5	100%	5
CAREHERE LCS- EUSTIS			5	100%	5
MEDEXPRESS URGENT CARE FOX CHAPEL		5			5
CYPRESS CREEK MEDICAL CENTER			5	100%	5
GOOD SAMARITAN HOSPITAL		3	2	40%	5
CVS MA447POCT NORTHAMPTON		3	2	40%	5
JOE DIMAGGIO CHILDREN'S HOSPITAL		1	4	80%	5
LIFEPLUS HEALTHCARE GROUP INC		5			5
MINUTECLINIC DIAGNOSTIC OF VIRGINIA, LLC #1980		3	2	40%	5
Kroger 099 - The Little Clinic Fort Collins		5			5
DIAGNOSTECHS		4	1	20%	5
ALPHADERA LABS, LLC			5	100%	5
EAST BANK HOSPITAL - UNIVERSITY OF MINNESOTA MEDICAL CENTER			5	100%	5
ELEVATION HEALTH LABORATORY		5			5
COVENANT COLLEGE HEALTH SERVICES		5			5
METHODIST HEALTHCARE UNIVERSITY HOSPIT		5			5
LAKE COUNTY DETENTION CENTER		3	2	40%	5
IMMERSION RESIDENTIAL LLC			5	100%	5
PEDIATRICS OF CENTRAL FLORIDA – POINCIANA		3	2	40%	5
HAWTHORNE HEALTH AND REHABILITATION			5	100%	5
WALGREENS# 00323		5			5
LEVY COUNTY DEPT. OF PUBLIC SAFETY		2	3	60%	5
RURAL/METRO MIDSOUTH,		5			5
CVS TN7698POCT KNOXVILLE		5			5
SOUTH FLORIDA FAMILY HEALTH & RESEARCH CTR			5	100%	5
WILLOW CREEK RETIREMENT CENTER		5			5
ADVANCED HEART CARE OF SOUTH FLORIDA		5			5
APC PEDIATRICS			5	100%	5
CVS MA929POCT FRANKLIN		5			5
LABCORP UNSPECIFIED		5			5
REGIONAL MEDICAL CENTER BAYONET POINT			5	100%	5
POWERS PEDIATRICS			5	100%	5
MD NOW MEDICAL CENTER INC			5	100%	5
MINUTECLINIC # 21110		3	2	40%	5
CVS GA5637POCT VILLA RICA		5			5
Rosedale Green		5			5
DEPARTMENT OF PATHOLOGY ROME MEMORIAL		3	2	40%	5
WELLMED AT APOLLO BEACH BLVD		3	2	40%	5
CVS AZ9290POCT PHOENIX		4	1	20%	5
HILLSBOROUGH COUNTY HEALTH DEPARTMENT			5	100%	5
RELIANT IMMUNE DIAGNOSTICS			5	100%	5
URGENT MED INC		3	2	40%	5
LAKE MARY HEALTH AND REHABILITATION CENTER		1	4	80%	5

COVID-19: testing by laboratory

Data through May 4, 2021 verified as of May 5, 2021 at 09:25 AM

Data in this report are provisional and subject to change.

The numbers in the table below represent the number of Florida and non-Florida residents for whom test results were received by the Department of Health. A person can be tested by more than one laboratory and can have both positive and negative results. **Therefore, the sum of the numbers in each column will be larger than the total number of people tested.**

Reporting lab	Inconclusive	Negative	Positive	Percent positive	Total
MINUTECLINIC, LLC #1431		4	1	20%	5
URGENT CARE COASTAL GA			5	100%	5
FALLSBURG CHAI		5			5
THE RETREAT AT PORT ORANGE			5	100%	5
MINNESOTA DEPARTMENT OF HEALTH PUBLIC HEALTH LABORATORY DIVISION	1		4	80%	5
MEDICAL CENTER OF BLOUNTSTOWN			5	100%	5
CFP PHYSICIANS GROUP			5	100%	5
MONROE COUNTY DEPT OF PUBLIC HEALTH ST		5			5
CVS TN6414POCT SMYRNA		3	2	40%	5
PM PEDIATRICS OF SELDEN		3	2	40%	5
PHYSICIANS IMMEDIATE CARE ELGIN			5	100%	5
SEASIDE MANOR			5	100%	5
AUGUSTA HEALTH			5	100%	5
SUTTER TRACY COMMUNITY HOSPITAL			5	100%	5
QUALITY MEDICAL CARE			5	100%	5
WEST PACIFIC MEDICAL LABORATORY			5	100%	5
FLORIDA PRIMARY CARE AND SPORTS MEDICINE INC		2	3	60%	5
JACKSON SOUTH COMMUNITY HOSPITAL LAB			5	100%	5
WASHINGTON COLLEGE HEALTH SERVICES		5			5
MEDEXPRESS URGENT CARE - WALDORF, CRAIN HWY		5			5
VEIL VALLEY MEDICAL CENTER			5	100%	5
DICKSON MEDICAL ASSOCIATES PC PATH LAB		4	1	20%	5
JOHN T MACKAY MD			5	100%	5
THONOTOSASSA COMMUNITY HEALTH CENTER		1	4	80%	5
KEYSTONE REHABILITATION AND HEALTH CENTER		1	4	80%	5
MARION COUNTY FIRE RESCUE		3	2	40%	5
RUSH UNIVERSITY MEDICAL CENTER LABORATORY			5	100%	5
IPSUM DIAGNOSTICS LLC		5			5
APOLLO GARDENS RETIREMENT RESIDENCE CARE		5			5
NATURE COAST PRIMARY CARE LAB LLC		1	4	80%	5
MORGAN STANLEY HEALTH CENTER		5			5
ST BARNABAS HOSPITAL		5			5
GENEVA GENERAL HOSPITAL LABORATORY		3	2	40%	5
BOROPARK URGENT CARE		4	1	20%	5
PINECREST PEDIATRICS GROUP LLC			5	100%	5
MIAMI CANCER INSTITUTE			5	100%	5
PIEDMONT HOSPITAL LAB			5	100%	5
CARENOW URGENT CARE - CENTRAL AUSTIN		1	4	80%	5
PIEDMONT NEWNAN HOSPITAL		4	1	20%	5
CVS NE8615POCT LINCOLN		4	1	20%	5
CANDLER HOSPITAL PATHOLOGY LABORATORY		3	2	40%	5
QUEST DIAGNOSTICS PSC		1	4	80%	5
MINUTECLINIC DIAGNOSTIC OF PENNSYLVAN		4	1	20%	5
REHABILITATION CENTER AT JUPITER GARDENS		5			5
NORTHPORT MEDICAL CENTER LAB		5			5
ATLANTA PLUS URGENT CARE			5	100%	5

COVID-19: testing by laboratory

Data through May 4, 2021 verified as of May 5, 2021 at 09:25 AM

Data in this report are provisional and subject to change.

The numbers in the table below represent the number of Florida and non-Florida residents for whom test results were received by the Department of Health. A person can be tested by more than one laboratory and can have both positive and negative results. **Therefore, the sum of the numbers in each column will be larger than the total number of people tested.**

Reporting lab	Inconclusive	Negative	Positive	Percent positive	Total
MINUTECLINIC DIAGNOSTIC OF PENNSYLVANIA, LLD #1545		5			5
ATLANTIC SURGERY CENTER OF JACKSONVILLE BEACH		5			5
SARASOTA IMMEDIATE CARE			5	100%	5
CVS NV408817POCT LAS VEGAS		1	4	80%	5
PHYSICIANS QUALITY CARE			5	100%	5
CVS TX5877POCT PEARLAND		5			5
AEL KNOXVILLE			5	100%	5
KETTERING HEALTH			5	100%	5
MEDEXPRESS URGENT CARE- COLUMBIA HEIGH		5			5
HELIX DIAGNOSTIX		2	3	60%	5
WASHINGTON STATE DEPARTMENT OF HEALTH PUBLIC HEALTH LABORATORIES			5	100%	5
UNIVERSITY OF CHICAGO MEDICAL CENTER LAB			5	100%	5
FLORIDA CLINICAL LABORATORY - BIOREFERENCE LABORATORIES		2	3	60%	5
CVS GA5622POCT DALLAS		3	2	40%	5
PRINCIPLE HOSPICE SERVICE, LLC			5	100%	5
FRESENIUS MEDICAL CARE			5	100%	5
Walker BaptistMedCtr		4	1	20%	5
CVS OH2342POCT WEST CHESTER		3	2	40%	5
STARMED FAMILY & URGENT CARE			5	100%	5
CVS IN6757POCT COLUMBUS		5			5
WOODHULL MEDICAL AND MENTAL HEALTH CTR		5			5
AHC Decatur County		5			5
WALGREENS #09475		5			5
ENT AND ALLERGY ASSOCIATES OF FLORIDA, LLC			5	100%	5
INVERNESS FAMILY CARE HIGH RISK PLLC			5	100%	5
Samuel S. Stratton VAMC		5			5
PREMIER MEDICAL LABORATORY	1	2	2	40%	5
PEDIATRICS OF ALTAMONTE		5			5
MINUTECLINIC DIAGNOSTIC OF WISCONSIN, LLC		5			5
MEDEXPRESS URGENT CARE - DANVILLE		5			5
PATIENT FIRST - LEESBURG			5	100%	5
PREMIER PEDIATRICS		1	4	80%	5
MEDEXPRESS - NEW CASTLE, DUPONT HWY		4	1	20%	5
BLUETAIL MEDICAL GROUP, LLC		4	1	20%	5
JOSEPH SCHENKER MD PC		5			5
CVS IL8750POCT CHICAGO		3	2	40%	5
THE DOCTORS CENTER HEALTHCARE-SOUTHSIDE		1	4	80%	5
CVS AZ9210POCT SCOTTSDALE		5			5
CVS AZ10150POCT PHOENIX		4	1	20%	5
TAMPA FAMILY HEALTH CENTER		1	4	80%	5
Wynfield Park Health and Rehabilitation		5			5
PUTNAM HOSPITAL CENTER LABORATORY		5			5
ST JOHNS BIOMEDICAL LAB		5			5
CLINICAL PATHOLOGY LABORATORIES			5	100%	5
FLORIDA HOSPITAL LAKE MARY		5			5
AHF PUBLIC HEALTH LABORATORY			5	100%	5

COVID-19: testing by laboratory

Data through May 4, 2021 verified as of May 5, 2021 at 09:25 AM

Data in this report are provisional and subject to change.

The numbers in the table below represent the number of Florida and non-Florida residents for whom test results were received by the Department of Health. A person can be tested by more than one laboratory and can have both positive and negative results. **Therefore, the sum of the numbers in each column will be larger than the total number of people tested.**

Reporting lab	Inconclusive	Negative	Positive	Percent positive	Total
PRL NYC PANDEMIC RESPONSE LAB			5	100%	5
UCF STUDENT HEALTH SERVICES LABORATORY		2	3	60%	5
NORTHERN MICHIGAN UNIVERSITY ATHLETICS		5			5
MEDEXPRESS URGENT CARE - BECKLEY CROSS		4	1	20%	5
THE UNIVERSITY OF VERMONT MEDICAL CENTER		4	1	20%	5
CVS KY2332POCT GEORGETOWN		4	1	20%	5
SJH			5	100%	5
RIO PINAR HEALTH CARE			5	100%	5
CVS PA1657POCT YORK		4	1	20%	5
MINUTECLINIC DIAGNOSTIC MED GRP OF SAN		4	1	20%	5
STEUBEN COUNTY PUBLIC HEALTH		5			5
THE LITTLE CLINIC			5	100%	5
UNIVERSITY OF MIAMI / SCCC RESEARCH LABORATORY			5	100%	5
ADERHOLT MEDICAL, LLC		5			5
VA PRIMARY CARE ANNEX			5	100%	5
CELERION			5	100%	5
LIVING WATERS MEDICAL CENTER			5	100%	5
TMH PHYSICIAN PARTNERS SOUTHWOOD		1	4	80%	5
CARL R DARNALL ARMY MEDICAL CENTER			5	100%	5
ALVARO J DANGOND MD PA		4	1	20%	5
CONCENTRA - ORLANDO SOUTH II		4	1	20%	5
NAVAL MEDICAL CENTER			5	100%	5
FINLAY		1	4	80%	5
CVS IL7017POCT BLOOMINGTON		5			5
ADVENTHEALTH GORDON		4	1	20%	5
MINUTECLINIC OF NEVADA-2955 S FT APACH		5			5
BOND & STEELE CLINIC PA D/B/A BOND CLINIC PA		5			5
FRESENIUS KIDNEY CARE SOUTH ORLANDO			5	100%	5
WESTMINSTER SHORES			5	100%	5
WINCHESTER MEDICAL CENTER			5	100%	5
FLAGLER HEALTH SERVICES INC			5	100%	5
MONTCLAIR STATE UNIV/HLTH & WELLNESS		5			5
CVS CA9606POCT TEMECULA		5			5
CLINICAL LABORATORIES OF THE BUFFALO		4	1	20%	5
CULLMAN REGIONAL URGENT CARE		4	1	20%	5
CVS OK6225POCT EDMOND		5			5
RHEA MEDICAL CENTER		5			5
EGL GENETICS DIAGNOSTICS			5	100%	5
ADVENT HEALTH MEDICAL GROUP		4	1	20%	5
MEDEXPRESS URGENT CARE - WILKES BARRE		4	1	20%	5
MEDEXPRESS URGENT CARE - CHERRY HILL		5			5
BAPTIST HEALTH - TOWN CENTER			5	100%	5
ST JOSEPHS BEHAVIORAL HEALTH CENTER			5	100%	5
DAVENPORT PEDIATRICS PA		1	4	80%	5
MEDEXPRESS URGENT CARE MARTINSBURG		3	2	40%	5
CLEVELAND CLINIC MARTIN HEALTH NURSING & RESTORATIVE		5			5

COVID-19: testing by laboratory

Data through May 4, 2021 verified as of May 5, 2021 at 09:25 AM

Data in this report are provisional and subject to change.

The numbers in the table below represent the number of Florida and non-Florida residents for whom test results were received by the Department of Health. A person can be tested by more than one laboratory and can have both positive and negative results. **Therefore, the sum of the numbers in each column will be larger than the total number of people tested.**

Reporting lab	Inconclusive	Negative	Positive	Percent positive	Total
PIEDMONT FAYETTE HOSPITAL		3	2	40%	5
Oceanside Health & Rehabilitation Center		5			5
MENORAH MANOR			5	100%	5
MINUTECLINIC DIAGNOSTIC OF NEVADA-9586		4	1	20%	5
MEDEXPRESS URGENT CARE PLEASANT HILLS		4	1	20%	5
CHAMPLAIN VALLEY PHYSICIANS HOSPITAL		3	2	40%	5
FOUNDCARE, INC			5	100%	5
BROOKDALE NEW PORT RICHEY			5	100%	5
MIAMI MEDICAL CONSULTANT PA			5	100%	5
COOPER HOSPITAL/UNIVERSITY MEDICAL		5			5
CVS MA394POCT SEEKONK		5			5
NEW YORK STATE DEPARTMENT OF HEALTH			5	100%	5
HELIX URGENT CARE			5	100%	5
PATIENT FIRST - ALLENTOWN			5	100%	5
PATIENT FIRST			5	100%	5
MINUTECLINIC, LLC #7139		5			5
LPG PEDIATRICS AT CAPE CORAL		5			5
MEDEXPRESS URGENT CARE HUNTINGTON		5			5
GARDENS PEDIATRICS			5	100%	5
QUINTON MEMORIAL HEALTH CARE CENTER		5			5
LABS PLUS LLC		5			5
SOUTHEAST GEORGIA PHYSICIAN ASSOCIATES		4	1	20%	5
MD ANDERSON CANCER CENTER DI BAY AREA			5	100%	5
AMAVIDA		5			5
GRADY MEMORIAL HOSPITAL/MICRO			5	100%	5
CVS PA10034POCT PITTSBURGH		5			5
CVS MA1845POCT WILMINGTON		4	1	20%	5
BUEN PASTOR MEDICAL CENTER, INC			5	100%	5
CARENOW URGENT CARE - WINTER SPRINGS		4	1	20%	5
REFUGE A HEALING PLACE, THE			4	100%	4
CHILDREN'S HEALTHCARE OF ATLANTA		4			4
HAMILTON MEDICAL CENTER LABORATORY		2	2	50%	4
CARE ONE PRIMARY CARE			4	100%	4
MEDEXPRESS URGENT CARE, FAIRMONT		4			4
BIOTEST PLASMA CENTER		4			4
MINUTE CLINIC DIAGNOSTIC OF VIRGINIA, LLC #6292		3	1	25%	4
HALIFAX HEALTH CARE FOR WOMEN		3	1	25%	4
SHARP MEMORIAL HOSPITAL MICROBIOLOGY DEPT			4	100%	4
Mitchell Hollingsworth Nursing and Rehab		4			4
ST PETE DIRECT PRIMARY CARE		2	2	50%	4
PLAINVIEW PRIMARY CARE		4			4
FLORENCE - HUNTSVILLE HOSPITAL URGENT CARE		3	1	25%	4
MEDEXPRESS URGENT CARE - ANDERSON		4			4
ADVENTHEALTH MEDICAL GROUP COMMUNITY MEDICINE		3	1	25%	4
COLONIAL MEDICAL CENTER-EAST ORLANDO			4	100%	4
MEDEXPRESS URGENT CARE - WEXFORD		4			4

COVID-19: testing by laboratory

Data through May 4, 2021 verified as of May 5, 2021 at 09:25 AM

Data in this report are provisional and subject to change.

The numbers in the table below represent the number of Florida and non-Florida residents for whom test results were received by the Department of Health. A person can be tested by more than one laboratory and can have both positive and negative results. **Therefore, the sum of the numbers in each column will be larger than the total number of people tested.**

Reporting lab	Inconclusive	Negative	Positive	Percent positive	Total
APOPKA FAMILY HEALTH CENTER		3	1	25%	4
BAPTIST HEALTH MEDICAL CENTER			4	100%	4
MEMORIAL HEALTH CARE SYSTEMS			4	100%	4
MEDICAL CENTER ENTERPRISE			4	100%	4
Hunterdon Medical Center Laboratory		4			4
CVS NV8784POCT LAS VEGAS		3	1	25%	4
CVS PA10825POCT PLYMOUTH MEETING		4			4
RAS MEDICAL SOLUTIONS, LLC		3	1	25%	4
MINNESOTA DEPARTMENT OF HEALTH LABORATORY	1		3	75%	4
WINDER NURSING INC DBA WINDER HEALTH CARE		4			4
SOUTH FLORIDA PEDIATRIC PARTNERS			4	100%	4
Brookcrest Nursing Home		4			4
CVS OH3329POCT LAKEWOOD		4			4
NEMOURS CHILDREN'S CLINIC			4	100%	4
MEDEXPRESS URGENT CARE - FORT SMITH		4			4
ENCOMPASS HOME HEALTH		4			4
MAYO CLINIC BEACHES PRIMARY CARE CTR		3	1	25%	4
STEAMBOAT EMERGENCY CENTER			4	100%	4
WILLIAM S MIDDLETON MEMORIAL VET HOSP		4			4
WE CARE - CARNIVAL CRUISELINE		4			4
MARIANNA CBOC		4			4
NORTH OKALOOSA CLINIC CORP		1	3	75%	4
Medilodge of Alpena		4			4
OPTUM FLORIDA		3	1	25%	4
PINELLAS POINT NURSING AND REHAB			4	100%	4
MEDEXPRESS URGENT CARE - CINNAMINSON		3	1	25%	4
SANFORD SOUTH UNIVERSITY		4			4
CRESTAR LABS		2	2	50%	4
ARCPPOINT LABS OF FORT LAUDERDALE, FL CENTRAL		1	3	75%	4
ST JOHN'S RIVERSIDE HOSPITAL		3	1	25%	4
FLORIDA HOSPITAL ALTAMONTE		2	2	50%	4
MEMORIAL HEALTHCARE SYSTEM		1	3	75%	4
LabCorp of America			4	100%	4
CORIZON HEALTH INC			4	100%	4
TRUE HEALTH- HOFFNER		3	1	25%	4
WESLEY CHAPEL INTERNAL MEDICINE AND PEDIATRICS			4	100%	4
LB Broen Home		4			4
CVS MN6811POCT PLYMOUTH		4			4
CAREWELL 202			4	100%	4
JUPITER INTERNAL MEDICINE AND ASSOCIATES			4	100%	4
INTERMARKET FACILITY			4	100%	4
NHC HealthCare, Pulaski		4			4
MINUTECLINIC DIAG OF IND, LLC #6908		4			4
Georgiana Health and Rehabilitation, LLC		4			4
AIRPORT CLINIC			4	100%	4
KAISER PERMANENTE REGIONAL LAB		4			4

COVID-19: testing by laboratory

Data through May 4, 2021 verified as of May 5, 2021 at 09:25 AM

Data in this report are provisional and subject to change.

The numbers in the table below represent the number of Florida and non-Florida residents for whom test results were received by the Department of Health. A person can be tested by more than one laboratory and can have both positive and negative results. **Therefore, the sum of the numbers in each column will be larger than the total number of people tested.**

Reporting lab	Inconclusive	Negative	Positive	Percent positive	Total
MIDDLETON PEDIATRICS			4	100%	4
DYNACARE LABORATORIES			4	100%	4
CVS OH6164POCT DELAWARE		4			4
JERSEY IRISH MEDICAL (DBA AFC URGENT C		3	1	25%	4
SUMMERFORD NURSING HOME, INC.		4			4
SIGNATURE CARE EMERGENCY CENTER		2	2	50%	4
FLORIDA HOSPITAL LABORATORIES		4			4
WALGREENS # 09788		4			4
MEDHELP 280		4			4
SOFTCELL L-FORM LABORATORIES, LLC		1	3	75%	4
LABQ CLINICAL DIAGNOSTICS		4			4
MEDEXPRESS URGENT CARE - KOKOMO		4			4
NAVAL HOSPITAL CAMP PENDLETON			4	100%	4
ENGLE CENTER FOR HEALTH SERVICES		4			4
CORTLAND REGIONAL MEDICAL CENTER		4			4
CLINICAL CARE CENTER, INC			4	100%	4
HCR ManorCare Greentree		4			4
SOUTH FLORIDA RESEARCH ORGANIZATION			4	100%	4
MEDEXPRESS URGENT CARE - TEAYS VALLEY		3	1	25%	4
GERALD CHAMPION REGIONAL MEDICAL CENTE		4			4
CVS OH6149POCT UPPER ARLINGTON		2	2	50%	4
DEPARTMENT OF HEALTH AND HUMAN SERVICES		2	2	50%	4
Lakeview Village		4			4
Harbor House		4			4
AFTER HOURS PEDS			4	100%	4
FLORIDA HOSPITAL PHYSICIANS GROUP		1	3	75%	4
GILCHRIST COUNTY HEALTH DEPT			4	100%	4
TMH REHABILITATION CENTER		4			4
BRANDON REGIONAL EMERGENCY CTR			4	100%	4
MINUTECLINIC DIAGNOSTIC OF OHIO #5060		4			4
MEDEXPRESS URGENT CARE - MARKHAM STREE		3	1	25%	4
MEDEXPRESS URGENT CARE, LANCASTER WEST		2	2	50%	4
HAVEN CUSTEAD CARE CENTER		1	3	75%	4
HEARTLAND - CHARLESTON OF HANAHAN SC,		4			4
TAVARES VA COMMUNITY OUTPATIENT CLINIC		4			4
ANY LAB TEST FAST CORP		3	1	25%	4
ADVANCED URGENT CARE LLC		1	3	75%	4
SIMEDHEALTH, LLC		2	2	50%	4
15 TO KNOW			4	100%	4
MEDEXPRESS URGENT CARE- FORT WORTH N T		4			4
Loretto Health and Rehabilitation Center		4			4
Kroger 959 - The Little Clinic Carmel		4			4
CELEBRATION PEDIATRICS			4	100%	4
PUTNAM COUNTY PUBLIC HEALTH UNIT		4			4
RELIANT ACUTE CARE			4	100%	4
CENTERPLACE HEALTH, INC			4	100%	4

COVID-19: testing by laboratory

Data through May 4, 2021 verified as of May 5, 2021 at 09:25 AM

Data in this report are provisional and subject to change.

The numbers in the table below represent the number of Florida and non-Florida residents for whom test results were received by the Department of Health. A person can be tested by more than one laboratory and can have both positive and negative results. **Therefore, the sum of the numbers in each column will be larger than the total number of people tested.**

Reporting lab	Inconclusive	Negative	Positive	Percent positive	Total
Wilkes-Barre VAMC		4			4
LIFE CARE HOME HEALTH SERVICES LLC		1	3	75%	4
MEDEXPRESS URGENT CARE NORWIN		4			4
OLEAN GENERAL HOSPITAL		4			4
CVS CA9497POCT IRVINE		4			4
AFC URGENT CARE GUNBARREL			4	100%	4
CONSOLIDATED LABORATORY SERVICES			4	100%	4
MONTEFIORE MEDICAL CENTER LABS MONTEFIORE		3	1	25%	4
MOBIL LAB FOR ALL INC		4			4
BLACK STALLION WALK IN AND EXERCISE CLINICS LLC		1	3	75%	4
STONE CLINICAL LABORATORIES OF FL LLC		4			4
MEDEXPRESS URGENT CARE-SELINSGROVE		3	1	25%	4
STANFORD HEALTH CARE ANATOMIC PATHOLOGY & CLINICAL LAB			4	100%	4
MAILBOX DIAGNOSTICS		2	2	50%	4
MINUTECLINIC DIAGNOSTIC OF TEXAS, LLC #7435		2	2	50%	4
PROMPT CARE OF CENTRAL FLORIDA LLC		1	3	75%	4
FHPG TAMPA PRIMARY CARE			4	100%	4
ELITE PRIMARY CARE OF WAYCROSS		1	3	75%	4
IVY CREEK URGENT CARE OF ENTERPRISE			4	100%	4
HOME DOCS		2	2	50%	4
CVS CA9492POCT YORBA LINDA		4			4
BETTERMED URGENT CARE			4	100%	4
KIDS CORNER PEDIATRICS PLLC		3	1	25%	4
CARNEGIE HILL PEDIATRICS LLP		3	1	25%	4
INFINITI LABS INC			4	100%	4
Marian Manor, Inc		4			4
BARRANCO CLINIC PA, THE	1	3			4
Millennium Nursing & Rehab Center		4			4
MOBILE HEALTH MEDICAL SERVICES PC		4			4
BUCKINGHAM PLACE ALF		4			4
MEDEXPRESS URGENT CARE - EWING		4			4
CVS PA1193POCT JENKINTOWN		4			4
PILGRIM PHARMACY INC		4			4
LIFEHOPE LABS			4	100%	4
GIEBEIG FAMILY MEDICINE PA			4	100%	4
Bethany Health and Rehab		4			4
UNIVERSITY OF MIAMI STUDENT HEALTH SERVICE			4	100%	4
Oak Creek Terrace		4			4
POINTE MEDICAL SERVICES INC		2	2	50%	4
MOBILE URGENT CARE			4	100%	4
VITAL CARE URGENT CARE			4	100%	4
Park Ridge Nursing Center		3	1	25%	4
PDL PHARMACY CORP			4	100%	4
INDUSTRY LAB DIAGNOSTIC PARTNERS			4	100%	4
EXCEL URGENT CARE OF NJ, LLC		2	2	50%	4
L3HARRIS FAMILY MEDICAL CENTER			4	100%	4

COVID-19: testing by laboratory

Data through May 4, 2021 verified as of May 5, 2021 at 09:25 AM

Data in this report are provisional and subject to change.

The numbers in the table below represent the number of Florida and non-Florida residents for whom test results were received by the Department of Health. A person can be tested by more than one laboratory and can have both positive and negative results. **Therefore, the sum of the numbers in each column will be larger than the total number of people tested.**

Reporting lab	Inconclusive	Negative	Positive	Percent positive	Total
PARKWAY DRUGS OF ONEIDA COUNTY NORTH I		3	1	25%	4
UNIVERSITY OF WASHINGTON MEDICAL CENTER (UWMC) EMERGENCY DEPT.			4	100%	4
Glenis Dr VA Outpatient Clinic		3	1	25%	4
MC DIAGNOSTIC OF CONNECTICUT, PC #252		3	1	25%	4
OKLAHOMA STATE UNIVERSITY DIAGNOSTIC LAB			4	100%	4
1ST CHOICE URGENT CARE CENTER LLC		3	1	25%	4
FAMILY MEDICAL CLINIC HOMESTEAD, LLC			4	100%	4
OPTUM OF RED ROAD		4			4
MEDEXPRESS URGENT CARE - LITTLE ROCK		3	1	25%	4
MINUTECLINIC DIAGNOSTIC OF NORTH CARO		4			4
CVS MA969POCT PALMER		4			4
KENTUCKY CABINET FOR HEALTH AND FAMILY SERVICES			4	100%	4
PRESBYTERIAN FAMILY HEALTHCARE-KASEMAN		4			4
PRIMECARE		2	2	50%	4
UNION CITY MANOR NURSING CENTER		4			4
CAPTAIN JAMES A. LOVELL FEDERAL HEALTHCARE CENTER			4	100%	4
Heartland of Boynton Beach			4	100%	4
PM PEDIATRICS OF SELDEN PLLC		4			4
SOUTH BAY CORRECTIONAL FACILITY			4	100%	4
LATCHER LABORATORY OF A O FOX MEMORIAL		2	2	50%	4
BRENTWOOD SENIOR LIVING AT ST PETE			4	100%	4
DEPARTMENT OF HEALTH/ NEW YORK			4	100%	4
CVS OH2486POCT NILES		2	2	50%	4
PANCARE HEALTH YOUNGSTOWN			4	100%	4
HAMPTON ALF AT 24TH ROAD LLC			4	100%	4
DTR LABS		3	1	25%	4
JFK INTERNAL MEDICINE FACULTY PRACTICE		2	2	50%	4
CULLMAN REGIONAL MEDICAL CENTER		3	1	25%	4
COMMUNITY PHYSICIANS OF NORTH PORT PA			4	100%	4
HEALTHQUEST, INC		3	1	25%	4
DEPARTMENT OF HEALTH AND ENVIRONMENTAL CONTROL			4	100%	4
Metro West Nursing and Rehab			4	100%	4
CARTERSVILLE MEDICAL CENTER		1	3	75%	4
EAST TENNESSEE CHILDREN'S HOSPITAL		3	1	25%	4
URGENT CARE OF THE SMOKIES			4	100%	4
NYC PUBLIC HEALTH LABS			4	100%	4
PHYSICIANS IMMEDIATE CARE AURORA			4	100%	4
ACHN CLINIC			4	100%	4
LAKE MARY PEDIATRICS			4	100%	4
FLORIDA MEDICAL CENTER		1	3	75%	4
NEULIFE NEUROLOGICAL SERVICES LLC			4	100%	4
Mill Valley Care Center		4			4
ManorCare Health Services Camp Hill		4			4
COMMUNITY HEALTH CENTER OF WEST PALM BEACH			4	100%	4
PEACEHEALTH LABORATORIES		3	1	25%	4
DACH MAIN LAB			4	100%	4

COVID-19: testing by laboratory

Data through May 4, 2021 verified as of May 5, 2021 at 09:25 AM

Data in this report are provisional and subject to change.

The numbers in the table below represent the number of Florida and non-Florida residents for whom test results were received by the Department of Health. A person can be tested by more than one laboratory and can have both positive and negative results. **Therefore, the sum of the numbers in each column will be larger than the total number of people tested.**

Reporting lab	Inconclusive	Negative	Positive	Percent positive	Total
State Lab Unspecifd			4	100%	4
BARTON MEMORIAL HOSPITAL		3	1	25%	4
PHOEBE SUMTER MEDICAL CENTER LABORATORY		3	1	25%	4
CVS HEALTH, #5962		4			4
PANCARE HEALTH - PONCE DE LEON			4	100%	4
CHILDREN'S MEDICAL GROUP		4			4
WALGREENS #04311		4			4
RIVER CITY MEDICAL ASSOCIATES INC			4	100%	4
ACCENT PHYSICIAN SPECIALISTS PA		4			4
SUMNER REGIONAL MEDICAL CENTER		3	1	25%	4
ACCESS RECOVERY SOLUTIONS LLC			4	100%	4
COMMUNITY HEALTH CENTERS INC			4	100%	4
ST. MARY'S HOSPITAL			4	100%	4
MEDEXPRESS URGENT CARE - SOMERSET TOWNSHIP		4			4
FISHERMEN'S HOSPITAL			4	100%	4
BELLIN HEALTH LAB		1	3	75%	4
RML PHARMACY PC		4			4
HARBORCHASE OF VILLAGES CROSSING			4	100%	4
Sears Coastal Nursing and Rehab		4			4
PALM BEACH CANCER INSTITUTE			4	100%	4
CVS NE5714POCT OMAHA		3	1	25%	4
PORT ORANGE NURSING & REHAB			4	100%	4
REMEDY URGENT CLINIC		2	2	50%	4
GASTROENTEROLOGY ASSOC OF PENSACOLA, PA		2	2	50%	4
CVS IN7653POCT EVANSVILLE		3	1	25%	4
MPG JACKSONVILLE ATLANTIC BLVD		1	3	75%	4
UVA HEALTH SYSTEM MEDICAL LABORATORIES			4	100%	4
CVS MA920POCT CLINTON		4			4
CVS OH4499POCT LYNDHURST		2	2	50%	4
Kroger 124 - The Little Clinic University		3	1	25%	4
SOUTHLAND SUITES OF LAKE LAND			4	100%	4
CVS OH4300POCT STRONGSVILLE		4			4
CVS MI8091POCT FRASER		3	1	25%	4
Westminster Manor		3	1	25%	4
AKRON GENERAL MEDICAL CENTER MAIN		4			4
Calusa Harbour			4	100%	4
THE DOCTOR'S OFFICE OF WEST CALDWELL		4			4
KINGSTON RESIDENCE OF MARION		4			4
Kroger 186 - The Little Clinic Holiday Manor		3	1	25%	4
BAYLOR ESOTERIC AND MOLECULAR LAB			4	100%	4
FLORIDA DEPARTMENT OF HEALTH (FDOH)		2	2	50%	4
MOUNT SINAI AVENTURA DIAGNOSTIC CENTER			4	100%	4
ASCENDI HOME HEALTH AGENCY INC			4	100%	4
CVS TX3292POCT WYLIE		4			4
WALGREENS #07034		4			4
GUTHRIE MEDICAL GROUP - CORNING		3	1	25%	4

COVID-19: testing by laboratory

Data through May 4, 2021 verified as of May 5, 2021 at 09:25 AM

Data in this report are provisional and subject to change.

The numbers in the table below represent the number of Florida and non-Florida residents for whom test results were received by the Department of Health. A person can be tested by more than one laboratory and can have both positive and negative results. **Therefore, the sum of the numbers in each column will be larger than the total number of people tested.**

Reporting lab	Inconclusive	Negative	Positive	Percent positive	Total
DEACONESS HOSPITAL			4	100%	4
MINUTECLINIC DIAG OF IND LLC #1367		4			4
NDX-CORE LAB			4	100%	4
FAMILY MEDICINE AT WINTER PARK			4	100%	4
CVS MA2297677CV BOSTON		4			4
EPI			4	100%	4
CVS MA217POCT TEWKSBURY		3	1	25%	4
MAURY REGIONAL MEDICAL CENTER		4			4
Crowne Health Care of Greenville		4			4
MINUTECLINIC DIAGNOSTIC OF VIRGINIA, LLC #392		4			4
CVS MA915POCT BEVERLY		2	2	50%	4
MIAMI COMMUNITY HEALTH CENTER INC		1	3	75%	4
MINUTECLINIC DIAG OF IND, LLC #6472		4			4
WALGREENS #3811		1	3	75%	4
CVS MO5655POCT LIBERTY		1	3	75%	4
MEDFIRST URGENT CARE			4	100%	4
WILLIAM A HINTON STATE LABORATORY INSTITUTE		1	3	75%	4
WOMEN'S CARE FLORIDA, LLC		4			4
PM PEDIATRICS OF BAYSIDE, PLLC - MANHASSET		4			4
WALGREENS # 04440		3	1	25%	4
AHC of Mckenzie		4			4
Kroger 752 - The Little Clinic Central Station		3	1	25%	4
JOHNNIE RUTH CLARKE LAB			4	100%	4
MICHIGAN HEALTH CLINIC LABORATORIES		3	1	25%	4
HEALTH EXPRESS URGENT CARE		2	2	50%	4
CVS MO4850POCT SPRINGFIELD		4			4
UNIVERSITY OF MICHIGAN		2	2	50%	4
UNIVERSITY OF MIAMI HOSPITALS & CLINIC			4	100%	4
MINUTECLINIC DIAGNOSTIC OF PA LLC		4			4
SOUTH MIAMI HOSPITAL		1	3	75%	4
IMA MEDICAL CENTER OF OVIEDO			4	100%	4
COVID PROCESSING SITE			4	100%	4
CAREWELL URGENT CARE			4	100%	4
CVS NC7548POCT FUQUAY VARINA		3	1	25%	4
WYOMING PUBLIC HEALTH LAB			4	100%	4
REGIONAL MEDICAL LAB			4	100%	4
DR. G'S URGENT CARE			4	100%	4
BAPTIST HOSPITAL NURSING/PATIENT CARE			4	100%	4
HACKENSACK MERIDIAN URGENT CARE, PC		4			4
WHITE EARTH IHS MAIN LAB		4			4
SOUTHEASTERN REGIONAL MEDICAL CENTER			4	100%	4
NEXT BIO RESEARCH SERVICES, LLC		1	3	75%	4
FLORIDA HEALTH CARE PLANS STIRLING CENTER			4	100%	4
COOK HOSPITAL AND CARE CENTER		3	1	25%	4
HARBOUR ISLAND PEDIATRICS LLC			4	100%	4
WELLSTAR DOUGLAS HOSPITAL LABORATORY		4			4

COVID-19: testing by laboratory

Data through May 4, 2021 verified as of May 5, 2021 at 09:25 AM

Data in this report are provisional and subject to change.

The numbers in the table below represent the number of Florida and non-Florida residents for whom test results were received by the Department of Health. A person can be tested by more than one laboratory and can have both positive and negative results. **Therefore, the sum of the numbers in each column will be larger than the total number of people tested.**

Reporting lab	Inconclusive	Negative	Positive	Percent positive	Total
FASTMED URGENT CARE			4	100%	4
SOMA MEDICAL CENTER PA #3 PALOMINO			4	100%	4
OHIO CVS STORES		3	1	25%	4
MINUTECLINIC, LLC #5707		4			4
ADMERIA HEALTH			4	100%	4
CVS MINUTE CLINIC DIAGNOSTIC MED GRP		4			4
MEDEXPRESS URGENT CARE - RUNNEMEDE		2	2	50%	4
CVS CA9145POCT SANTEE		3	1	25%	4
HELIX BIOMEDICS LLC			4	100%	4
BETHESDA HOSPITAL WEST BLOOD GAS LAB			4	100%	4
MINUTECLINIC DIAGNOSTIC MED GRP OF ORA		3	1	25%	4
MEDEXPRESS URGENT CARE CHICOPEE		3	1	25%	4
MEDEXPRESS URGENT CARE - WICHITA, S SENECA ST		2	2	50%	4
EXPRESS TESTING-ONE			4	100%	4
MEDEXPRESS URGENT CARE - TULSA, S YALE AVE		4			4
CALLE OCHO DIALYSIS			4	100%	4
BETHPAGE MEDICAL PLLC		4			4
TARPON SPRINGS PEDIATRICS, LLC			4	100%	4
TANNER MEDICAL CENTER LABORATORY		3	1	25%	4
AURORA BAYCARE UROLOGY			4	100%	4
MINUTECLINIC DIAGNOSTIC OF NH, LLC (CL		3	1	25%	4
MINUTECLINIC DIAGNOSTIC OF MICHIGAN, P		4			4
OMNICARE PHARMACY OF TEXAS 1		4			4
MINUTECLINIC DIAG OF IND, LLC #6483		2	2	50%	4
MEDEXPRESS URGENT CARE- ALLISON PARK		2	2	50%	4
MD ANDERSON			4	100%	4
University Plaza Rehabilitation and Nursing			4	100%	4
Overton Brooks VAMC		4			4
ARCPPOINT LABS OF ALTAMONTE SPRINGS		2	2	50%	4
MARSHFIELD LABORATORIES			4	100%	4
VIDANT MEDICAL CENTER			4	100%	4
ELEVATION DIAGNOSTICS		4			4
CVS CA9803POCT RIVERSIDE		4			4
VA OUTPATIENT PHARMACY			4	100%	4
CVS IL4778POCT EVANSTON		4			4
CENTRAL FLORIDA INTERNAL OCCUPATIONAL AND		4			4
MARK HOANG MD PA			4	100%	4
MEDEXPRESS URGENT CARE - WEST ST PAUL, ROBERT ST S		3	1	25%	4
ROAN DRUG COMPANY LLC		4			4
FLORIDA CANCER SPECIALISTS AND RESEARCH		2	2	50%	4
ASPEN VALLEY HOSPITAL			4	100%	4
LEON MEDICAL CENTERS, LLC			4	100%	4
SunTerrace Health Care Center		3	1	25%	4
LEESBURG REGIONAL MEDICAL CENTER URGENT CARE			4	100%	4
ManorCare Rehabilitation Center- Decatur		4			4
ORANGE COUNTY HEALTH DEPARTMENT		2	2	50%	4

COVID-19: testing by laboratory

Data through May 4, 2021 verified as of May 5, 2021 at 09:25 AM

Data in this report are provisional and subject to change.

The numbers in the table below represent the number of Florida and non-Florida residents for whom test results were received by the Department of Health. A person can be tested by more than one laboratory and can have both positive and negative results. **Therefore, the sum of the numbers in each column will be larger than the total number of people tested.**

Reporting lab	Inconclusive	Negative	Positive	Percent positive	Total
LAKE FOREST PARK OP CO LLC		4			4
ASCENSION ST VINCENT'S MEDICAL CENTER		3	1	25%	4
John L. McClellan Memorial Veterans Hospital		4			4
CONSULATE HEATH CARE AT WEST ALTAMONTE			4	100%	4
FAMILY MEDICINE AT WATERMAN		4			4
MEDEXPRESS URGENT CARE-ARLINGTON		3	1	25%	4
IMIC INC RESEARCH			4	100%	4
SACRED HEART HEALTH SYSTEMS INC			4	100%	4
ELIZABETH CITY HEALTH & REHABILITATION		4			4
GENUS DIAGNOSTICS			4	100%	4
NHC HealthCare, Cookeville		4			4
NOVANT HEALTH PRESBYTERIAN		2	2	50%	4
MINUTECLINIC LLC (2335)		3	1	25%	4
SKYLINE UROLOGY		4			4
INTRACOASTAL LABS INC		4			4
TOTAL RENAL LAB		3	1	25%	4
MINUTECLINIC DIAGNOSTIC OF OHIO #6192		4			4
REHABILITATION CENTER OF WINTER PARK,THE			4	100%	4
LAKE SIDE HOSPITAL BELLE GLADE			4	100%	4
COVENIENT CARE MEDICAL CLINIC			4	100%	4
RAJ K PAI MD PA			4	100%	4
MEDEXPRESS URGENT CARE - WESTFIELD, E MAIN ST		3	1	25%	4
Kroger 339 - The Little Clinic Highlands - Bardstown Road		4			4
AFFINITY URGENT CARE			4	100%	4
FCHC (OB)-DARWIN SQUARE CTR.			4	100%	4
LUVERNE HEALTH AND REHABILITATION		4			4
BAYSTATE MEDICAL CENTER		2	2	50%	4
ADVENTHEALTH MEDICAL GROUP PEDIATRICS AT APOPKA		4			4
NOT GIVEN		1	3	75%	4
MONTANA DEPARTMENT OF PUBLIC HEALTH & HUMAN SERVICES			4	100%	4
MEADOWS AT CYPRESS GARDENS, THE		3	1	25%	4
LOUISIANA DEPT. OF HEALTH AND HOSPITALS-INFECTIOUS DISEASE EPI SECTION			4	100%	4
CAREMOUNT MEDICAL PC - BEDFORD URGENT		4			4
DERMATOLOGY SPECIALISTS OF FL - DR. JON WARD			4	100%	4
UAB URGENT CARE CLINIC			4	100%	4
COVANCE CLS			4	100%	4
Kroger 895 - The Little Clinic Green Hills		4			4
CARENOW-LEBANON		2	2	50%	4
FHCP - ORMOND BEACH			4	100%	4
MD NOW URGENT CARE - DELRAY WEST			4	100%	4
Kennedy University Hospital -Wash Twp L		4			4
CVS PA4000POCT INDIANA		4			4
Health Care Center of Jacksonville			4	100%	4
Kroger 125 - The Little Clinic Castle Rock		3	1	25%	4
MERCY HOSPITAL			4	100%	4
URGENT CARE - OCONEE		2	2	50%	4

COVID-19: testing by laboratory

Data through May 4, 2021 verified as of May 5, 2021 at 09:25 AM

Data in this report are provisional and subject to change.

The numbers in the table below represent the number of Florida and non-Florida residents for whom test results were received by the Department of Health. A person can be tested by more than one laboratory and can have both positive and negative results. **Therefore, the sum of the numbers in each column will be larger than the total number of people tested.**

Reporting lab	Inconclusive	Negative	Positive	Percent positive	Total
SINAI PLAZA NURSING AND REHAB CENTER			4	100%	4
MASSENA HOSPITAL LABORATORY		4			4
Crowne Health Care of Montgomery		4			4
FLORIDA HEALTHCARE PLAN			4	100%	4
Orchid Cove at Naples			4	100%	4
EASTSIDE MEDICAL CENTER		4			4
CVS AZ5026POCT MESA		4			4
CLINICAL ASSOCIATES OF ORLANDO LLC		4			4
SOUTHWESTERN REGIONAL MEDICAL CENTER - TULSA		4			4
THE OASIS ALF		4			4
BETHPAGE EXTENDED HOURS CENTER		4			4
CVS TX1057POCT SAN ANTONIO		3	1	25%	4
EXTENDICARE HEALTH & REHAB CENTER		4			4
WOMACK ARMY MEDICAL CENTER			4	100%	4
MEDNOW URGENT CARE		3	1	25%	4
MEDEXPRESS URGENT CARE, HANOVER		3	1	25%	4
UF HEALTH PATHOLOGY LABORATORIES			4	100%	4
CVS NH2257POCT MANCHESTER		4			4
AIREVAC INTERNATIONAL		4			4
VA SALT LAKE CITY HCS		4			4
H/L of WEst ASHley Rhabilitation and Nursing Center		4			4
ORLANDO REGIONAL HEALTH SERVICES		2	2	50%	4
MEDICINE SHOPPE #1306 THE		3	1	25%	4
INTERMOUNTAIN HEALTHCARE CENTRAL LABORATORY			4	100%	4
PREMIER PEDIATRICS LLC			4	100%	4
SMOKY MOUNTAIN URGENT CARE AND FAMILY MEDICINE CENTER			4	100%	4
CVS TX5807POCT PEARLAND		4			4
Willowbrooke Court at Country House		4			4
ADVENTHEALTH NEW SMYRNA BEACH COMMUNITY HEALTH			4	100%	4
Eldorado Rehab & Healthcare		4			4
MEDAC AT PORTERS NECK			4	100%	4
SIGNATURE CARE MONTROSE		2	2	50%	4
CVS OH4301POCT NORTHFIELD		4			4
CVS AZ33POCT TEMPE		4			4
CAPITAL HEALTH LABORATORY INC			4	100%	4
SONIC REFERENCE LABORATORY			4	100%	4
CVS MINUTE CLINIC		1	3	75%	4
FLORIDA HEART AND VASCULAR			4	100%	4
CROSSROADS URGENT CARE PLLC		4			4
ADVANCED MEDICAL RESEARCH CENTER LLC			3	100%	3
NORTHWEST FLORIDA CLINICAL LAB		1	2	67%	3
CVS MA1945POCT HANOVER		3			3
PREMIER FAMILY AND SPORTS MEDICINE		2	1	33%	3
CAPTIAL REGIONAL MEDICAL CENTER			3	100%	3
UHEALTH CORAL SPRINGS			3	100%	3
EASTMAN HEALTHCARE & REHAB		3			3

COVID-19: testing by laboratory

Data through May 4, 2021 verified as of May 5, 2021 at 09:25 AM

Data in this report are provisional and subject to change.

The numbers in the table below represent the number of Florida and non-Florida residents for whom test results were received by the Department of Health. A person can be tested by more than one laboratory and can have both positive and negative results. **Therefore, the sum of the numbers in each column will be larger than the total number of people tested.**

Reporting lab	Inconclusive	Negative	Positive	Percent positive	Total
MONTANA PUBLIC HEALTH LAB			3	100%	3
GYN PATH SERVICES			3	100%	3
INTERCOASTAL FAMILY PRATICE		1	2	67%	3
MINUTECLINIC DIAGNOSTIC, PA		3			3
GRASSY SPRAIN PHARMACY INC		3			3
CVS TX19POCT SPRING		3			3
CVS IL3163POCT OAK PARK		3			3
ORCHID COVE DAYTONA			3	100%	3
BOND & STEELE CLINIC, PA			3	100%	3
ACCESS LABORATORIES LLC			3	100%	3
ST. LUKE'S HOSPITAL - BETHLEHEM CAMPUS		1	2	67%	3
VA West Los Angeles Medical Center		3			3
VIRGINIA DEPARTMENT OF HEALTH DIVISION OF			3	100%	3
VA Ann Arbor HCS		2	1	33%	3
CHEROKEE COUNTY HEALTH AND REHAB CENTER		3			3
Walgreens #5984		3			3
BOLING, STEPHANIE		3			3
TRUE HEALTH - LAKE UNDERHILL		3			3
CVS MA1006POCT BROCKTON		3			3
NASSAU COUNTY HEALTH DEPARTMENT-FERNANDINA BEACH C		3			3
CVS PA7611POCT ALLISON PARK		3			3
PUBLIC HEALTH TRUST OF MIAMI DADE COUNTY			3	100%	3
ST CLOUD PHARMACY AND WELLNESS CENTER		2	1	33%	3
ATLANTIS OUTPATIENT CENTER		3			3
PALM BEACH DIGESTIVE ASSOCIATES			3	100%	3
CVS PA371POCT PHILADELPHIA		3			3
ALLEGHENY GENERAL HOSPITAL			3	100%	3
BROOKDALE OAKBRIDGE		1	2	67%	3
SINAI POST ACUTE NURSING AND REHAB CE		3			3
GARCIA MORALES NELSON			3	100%	3
LAURELLWOOD NURSING CENTER		1	2	67%	3
NEWSTAR MEDICAL LABORATORIES		3			3
SEMINOLE FAMILY HEALTH CENTER		3			3
ADVENTHEALTH WATERMAN COMMUNITY CLINIC			3	100%	3
THOMAS LANGLEY			3	100%	3
PATHOLOGY REFERENCE LAB LLC			3	100%	3
PRISMA HEALTH MIDLANDS			3	100%	3
Northport VAMC		3			3
SOUTHCARE PHARMACY INC		1	2	67%	3
ALCALA PHARMACEUTICALS			3	100%	3
CONCENTRA - PLANTATION		3			3
WEILL CORNELL MEDICAL ASSOCIATES - EAST SIDE		3			3
Kroger 522 - The Little Clinic Gahanna		2	1	33%	3
THE CENTER FOR DISCOVERY		3			3
Domiciliary Rehab & Residential Treatment Program		3			3
AUSTIN PUBLIC HEALTH			3	100%	3

COVID-19: testing by laboratory

Data through May 4, 2021 verified as of May 5, 2021 at 09:25 AM

Data in this report are provisional and subject to change.

The numbers in the table below represent the number of Florida and non-Florida residents for whom test results were received by the Department of Health. A person can be tested by more than one laboratory and can have both positive and negative results. **Therefore, the sum of the numbers in each column will be larger than the total number of people tested.**

Reporting lab	Inconclusive	Negative	Positive	Percent positive	Total
HILLVIEW LABORATORY			3	100%	3
NORTHERN LIGHT LABORATORY		1	2	67%	3
F W HUSTON MEDICAL CENTER SENIOR LIVIN		3			3
NORTH CAROLINA DEPT OF HEALTH & HUMAN SRVCS STATE LAB OF PUBLIC HEALTH			3	100%	3
WEST COCOA PHARMACY			3	100%	3
BAPTIST OUTPATIENT SERVICES			3	100%	3
EMORY CRAWFORD LONG HOSPITAL			3	100%	3
Kroger 635 - The Little Clinic Dacula		3			3
SPARROW CENTRAL LAB			3	100%	3
QUALITY LABORATORY SERVICE		2	1	33%	3
MEDEXPRESS URGENT CARE - RICHMOND, W BROAD ST		3			3
UHEALTH JACKSON URGENT CARE - CUTLER BAY		1	2	67%	3
LRHS Florida Poly Tech		3			3
UNIVERSITY OF KANSAS MEDICAL CENTER			3	100%	3
SUMMIT MEDICAL GROUP - WEST ORANGE		3			3
ADVENTHEALTH MEDICAL GROUP ADULT AND SENIOR HEALTH			3	100%	3
CORTLAND COUNTY HEALTH DEPARTMENT		3			3
ORLANDO AIRPORT DIALYSIS		3			3
LPG PEDIATRICS AT LEHIGH ACRES		2	1	33%	3
MEDEXPRESS URGENT CARE-BLOOMFIELD AVEN		2	1	33%	3
EFFINGHAM HOSP, INC, DBA EFFINGHAM HEALTH		3			3
PEDIATRICS IN NORTH FLORIDA PA			3	100%	3
HARBORCHASE OF GAINESVILLE			3	100%	3
PHYSICIANS MEDICAL CENTER		3			3
ESCO DRUG CO INC		3			3
MEDEXPRESS URGENT CARE - ROCKAWAY		3			3
CVS MN663POCT APPLE VALLEY		2	1	33%	3
SOLERA SPECIALTY PHARMACY LLC		2	1	33%	3
PLANT CITY FAMILY CARE		3			3
SOUTHEAST GEORGIA HEALTH SYSTEM BRUNS		3			3
Hackensack Univ Medical Center At Pasc		2	1	33%	3
Schoolcraft Medical Care Facility		3			3
MEDEXPRESS URGENT CARE, EDWARDSVILLE		3			3
TEMPUS_LABS			3	100%	3
LEXINGTON MEDICAL CENTER		1	2	67%	3
QUEST DIAGNOSTICS CLINICAL LABORATORIES INC		2	1	33%	3
SUNDALE NURSING HOME		3			3
SAVANNAH COVE		3			3
MID-FLORIDA PATHOLOGY LLC - MOBILE UNIT # 3		1	2	67%	3
CVS PA7132POCT THORNDALE		3			3
HAWAII DEPARTMENT OF HEALTH			3	100%	3
FAMILY TREE MEDICAL GROUP PA		2	1	33%	3
MINUTE CLINIC DIAGNOSTIC OF KANSAS PA		3			3
Westside Terrace		3			3
CVS IL8744POCT BROOKFIELD		3			3
PRIMARY & URGENT CARE CENTERS			3	100%	3

COVID-19: testing by laboratory

Data through May 4, 2021 verified as of May 5, 2021 at 09:25 AM

Data in this report are provisional and subject to change.

The numbers in the table below represent the number of Florida and non-Florida residents for whom test results were received by the Department of Health. A person can be tested by more than one laboratory and can have both positive and negative results. **Therefore, the sum of the numbers in each column will be larger than the total number of people tested.**

Reporting lab	Inconclusive	Negative	Positive	Percent positive	Total
MEMORIAL HOSPITAL OF TAMPA			3	100%	3
SHANDS AT LAKE SHORE LAB		1	2	67%	3
CVS IL2788POCT BUFFALO GROVE		3			3
HOUSTON MEDICAL CENTER			3	100%	3
IOWA DEPARTMENT OF PUBLIC HEALTH			3	100%	3
NORTHCREST MEDICAL CENTER		1	2	67%	3
DELRAY BEACH HEALTH DEPT LAB			3	100%	3
MED + URGENT MEDICAL CARE SERVICES		3			3
LEGACY ER & URGENT CARE - FRISCO WEST			3	100%	3
MINUTECLINIC DIAG OF IND, LLC #5369		2	1	33%	3
SUN TERRACE HEALTH CARE CENTER			3	100%	3
HARBORCHASE OF STUART			3	100%	3
FLORIDA MENTOR-POINT WEST CLUSTER		3			3
CENTURY LINK SPORTS COMPLEX			3	100%	3
MYKIDZMD PEDIATRICS PLLC		3			3
OLYMPUS HEALTH AND PERFORMANCE			3	100%	3
Kings County Hospital Center			3	100%	3
BROOKDALE SENIOR LIVING			3	100%	3
ROYAL PALM RETIREMENT CENTRE		3			3
CARECENTER PHARMACY, LLC		3			3
MINUTECLINIC DIAGNOSTIC OF WISCONSIN,		3			3
DOCTOR 4 U CLINIC		1	2	67%	3
INTERNAL MEDICINE AND WOUND CARE SPECIALIST LLC		3			3
Crowne Health Care of Mobile		3			3
FIRST CARE - MIDDLESBORO			3	100%	3
PIEDMONT MOUNTAINSIDE HOSPITAL LAB - E		3			3
SURETOX LABORATORY LLC		2	1	33%	3
CVS NE8616POCT LINCOLN		1	2	67%	3
ADVANCED URGENT CARE CENTER OF THE UPPER KEYS		1	2	67%	3
CVS OH2540POCT HILLIARD		3			3
MEDEXPRESS URGENT CARE - CEDAR KNOLLS		3			3
MEDICAL CITY DALLAS HOSPITAL			3	100%	3
BLACKWATER RIVER			3	100%	3
OPP HEALTH AND REHABILITATION		3			3
Kroger 388 - The Little Clinic Braelinn Village		3			3
WALGREENS #01456		3			3
WHOLE CHILD PEDIATRICS			3	100%	3
MEDSTAR URGENT CARE, LLC			3	100%	3
COOSA VALLEY HEALTHCARE CENTER LLC		3			3
MEDEXPRESS URGENT CARE - LINKHORNE		3			3
HOMELAND CENTER		3			3
NORTHEAST FLORIDA INTERNAL MEDICINE PA		3			3
WEST TN HEALTH MED NORTH		3			3
CANOPY AT HARPER LAKE, THE			3	100%	3
Kroger 627 - The Little Clinic Castleberry		2	1	33%	3
VELOCITY URGENT CARE			3	100%	3

COVID-19: testing by laboratory

Data through May 4, 2021 verified as of May 5, 2021 at 09:25 AM

Data in this report are provisional and subject to change.

The numbers in the table below represent the number of Florida and non-Florida residents for whom test results were received by the Department of Health. A person can be tested by more than one laboratory and can have both positive and negative results. **Therefore, the sum of the numbers in each column will be larger than the total number of people tested.**

Reporting lab	Inconclusive	Negative	Positive	Percent positive	Total
Florida Baptist Retirement Center		1	2	67%	3
MARLBORO URGENT CARE		3			3
MINUTECLINIC DIAGNOSTIC OF NEW MEXICO LLC #7552		3			3
CVS PHARMACY INC DBA CVS/PHARMACY #10908		3			3
WALGREENS NO 19542		3			3
CATSKILL REGIONAL MEDICAL CENTER		3			3
HAMILTON COUNTY HEALTH DEPARTMENT		3			3
WALGREENS #07502		3			3
PINELLAS PARK HEALTH CENTER - PINELLAS CHD		1	2	67%	3
CVS NC3514POCT STANLEY		3			3
CVS NJ2508POCT MANALAPAN		3			3
WINDERMERE PEDIATRICS			3	100%	3
SIGNATURE CARE PFLUGERVILLE			3	100%	3
MED FUSION			3	100%	3
COASTAL SKIN SURGERY AND DERMATOLOGY PL		3			3
Concordia Village of Tampa			3	100%	3
CEDAR CREST HEALTH CENTER		3			3
FELICIDAD MEDICAL CENTER INC			3	100%	3
MIDWAY SPECIALTY CARE RX LLC		1	2	67%	3
NEMOURS CHILDREN'S URGENT CARE LAKE NONA			3	100%	3
CVS IL2798POCT CHICAGO		1	2	67%	3
ACL LABORATORIES INDUSTRIAL TOXICOLOGY			3	100%	3
CENTRAL FL INTERNAL MEDICINE ASSOCIATES LLC		3			3
TRISTAR WELLNESS, LLC		3			3
LEE CONVENIENT CARE AT SUMMERLIN			3	100%	3
NEMOURS CHILDRENS PRIMARY CARE HORIZON WEST			3	100%	3
MEMORIAL HERMANN			3	100%	3
NASSAU COUNTY HEALTH DEPARTMENT		3			3
EVERGREEN WOODS HEALTH & REHAB CENTER		2	1	33%	3
CLARA MAASS TRANSITIONAL CARE UNIT		3			3
Kroger 758 - The Little Clinic Providence		3			3
ALOHA HOME CARE LLC DBA ACCENTCARE HOME HEALTH OF		3			3
YORK HOSPITAL - LABORATORY			3	100%	3
HOCHBERG LOWER SCHOOL		3			3
LEGACY ER AND URGENT CARE			3	100%	3
CVS TX2876POCT PROSPER		3			3
COMMUNITY MEDICAL CENTER			3	100%	3
RICHMOND CITY DEPARTMENT OF PUBLIC HEALTH			3	100%	3
Glenview Terrace Nursing Center		3			3
GENDERXPRESS/PICTURE ME PERFECT IMAGING			3	100%	3
SSM HEALTH ST LOUIS MICROBIOLOGY LABORATORY		1	2	67%	3
CARENOW-ATASCOCITA			3	100%	3
THE OASIS BEACHSIDE		3			3
CVS RI326POCT NORTH SMITHFIELD		3			3
MEDEXPRESS URGENT CARE - LAWRENCE		3			3
BNC Medical Investors, LLC Berrien Nursing & Rehabilitation Center		3			3

COVID-19: testing by laboratory

Data through May 4, 2021 verified as of May 5, 2021 at 09:25 AM

Data in this report are provisional and subject to change.

The numbers in the table below represent the number of Florida and non-Florida residents for whom test results were received by the Department of Health. A person can be tested by more than one laboratory and can have both positive and negative results. **Therefore, the sum of the numbers in each column will be larger than the total number of people tested.**

Reporting lab	Inconclusive	Negative	Positive	Percent positive	Total
SAN JUAN REGIONAL MEDICAL CENTER		3			3
BAPTIST PRIMARY CARE FERNANDINA BEACH			3	100%	3
LOCH HAVEN PEDIATRICS			3	100%	3
CVS MA654POCT ACTON		3			3
MINUTECLINIC LLC #3351			3	100%	3
ALLIED PHYSICIANS GROUP PLLC		3			3
MEDEXPRESS URGENT CARE-SALINA, S 9TH ST		3			3
PEDIATRICS BY THE SEA JOG RD OFFICE			3	100%	3
ESTERO FIRE RESCUE		3			3
SPRING LAKE REHABILITATION CENTER			3	100%	3
EMERALD PARK OF HOLLYWOOD			3	100%	3
ERIE COUNTY PUBLIC HEALTH CLINICAL		3			3
EAST CORE LAB			3	100%	3
MEDEXPRESS URGENT CARE - HACKETTSTOWN		2	1	33%	3
Gracemore Nursing and Rehab		3			3
SOFTLAB			3	100%	3
BOONES CREEK URGENT CARE		1	2	67%	3
DELTONA VA CBOC		3			3
MEDEXPRESS URGENT CARE - JEANNETTE		3			3
VIRGINIA DIVISION OF CONSOLIDATED LABORATORIES			3	100%	3
CRISP REGIONAL HOSPITAL		3			3
BARONESS ERLANGER HOSPITAL		3			3
CAREHERE LLC			3	100%	3
AVANTE INVERNESS		1	2	67%	3
HOUSTON METHODIST HOSPITAL			3	100%	3
GRIFOLS IH CENTER AND CLINICAL LABORATORY			3	100%	3
CVS SC2497POCT LEXINGTON		3			3
AZALEALAND NURSING HOME		3			3
OCEAN PEDIATRIC CARE			3	100%	3
WELLSTAR URGENT CARE SHALLOWFORD		1	2	67%	3
CORNERSTONE DRUG AND GIFT INC		3			3
MINUTECLINIC, LLC #05891		2	1	33%	3
SCIENTIFIC LABORATORY DIVISION			3	100%	3
GREATER MOBILE URGENT CARE - SPRINGHILL			3	100%	3
PROPATH			3	100%	3
Medilodge of Monroe		3			3
Home Health Care Clinic		2	1	33%	3
EXPEDIAN URGENT CARE			3	100%	3
FAMILY CARE SPECIALISTS OF ORLANDO			3	100%	3
PEDIATRICS AND ADOLESCENT MEDICINE		2	1	33%	3
Granville Center	1	2			3
MUNSON MEDICAL CENTER			3	100%	3
UNITY HEALTH AND REHABILITATION CENTER			3	100%	3
SOUTHEASTERN IMMEDIATE CARE- MILLEDGEVILLE GA			3	100%	3
SERENADES BY SONATA		1	2	67%	3
LINCOLN MEDICAL CENTER		3			3

COVID-19: testing by laboratory

Data through May 4, 2021 verified as of May 5, 2021 at 09:25 AM

Data in this report are provisional and subject to change.

The numbers in the table below represent the number of Florida and non-Florida residents for whom test results were received by the Department of Health. A person can be tested by more than one laboratory and can have both positive and negative results. **Therefore, the sum of the numbers in each column will be larger than the total number of people tested.**

Reporting lab	Inconclusive	Negative	Positive	Percent positive	Total
CVS MA1179POCT HUDSON		2	1	33%	3
PENINSULA REGIONAL MED CTR LAB			3	100%	3
BETHESDA HOSPITAL EAST BLOOD GAS LAB			3	100%	3
DEBORAH HEART AND LUNG CENTER		3			3
WOMENS CARE FLORIDA LLC-LABORATORY		3			3
CARE ATC ARLINGTON CENTRAL PARK		3			3
CABELL HUNTINGTON HOSPITAL CLINICAL LAB			3	100%	3
HUMC		1	2	67%	3
LAB PLUS, LLC AT ASCENSION SAINT THOMA		3			3
PIEDMONT ROCKDALE HOSPITAL		2	1	33%	3
CVS CA9485POCT MISSION VIEJO		3			3
BROOME COUNTY HEALTH DEPARTMENT		2	1	33%	3
PHYSICIANS CARE INC		1	2	67%	3
ADVENT HEALTH MEDICAL GROUP FAMILY MEDICINE			3	100%	3
CORMEUM LAB SERVICES, LLC			3	100%	3
PANCARE HEALTH - FRANKLIN CO			3	100%	3
LIFE CARE CENTER OF SKAGIT VALLEY		3			3
CVS NC4169POCT FAYETTEVILLE		3			3
MARYWOOD NURSING CARE CENTER		3			3
LIFEGUARD AMBULANCE SERVICE LLC, TEXAS			3	100%	3
CGH MEDICAL CENTER			3	100%	3
GROVES CENTER			3	100%	3
AFFORDABLE PRIMARY CARE LLC		3			3
MINUTECLINIC, LLC #05814		3			3
OHIO HEALTH DOCTORS HOSPITAL			3	100%	3
TUFTS MEDICAL CENTER			3	100%	3
MARTIN MEDICAL CENTER INC		1	2	67%	3
NEXTCARE WYOMING LLC			3	100%	3
FAST PACE URGENT CARE			3	100%	3
URGENT DOC - URGENT CARE CLINIC			3	100%	3
CTRS			3	100%	3
CVS NM7242POCT ALBUQUERQUE		3			3
MARRA'S PHARMACY		3			3
WAL-MART STORES EAST LP		2	1	33%	3
Good Samaritan Society - Fairfield Glade		3			3
SCHIFF CENTER FOR LIVER DISEASES		1	2	67%	3
UK HEALTHCARE			3	100%	3
FRESENIUS KIDNEY CARE			3	100%	3
CROWNE HEALTH CARE OF FORT PAYNE		2	1	33%	3
SOUTH LAKE FAMILY HEALTH CENTER			3	100%	3
St. Josephs Hospital		1	2	67%	3
NEBRASKA MEDICAL CENTER			3	100%	3
EAST NAPLES PEDIATRICS			3	100%	3
CVS AZ1720POCT QUEEN CREEK		3			3
CVS KS676POCT LAWRENCE		2	1	33%	3
COL CROSSROAD		1	2	67%	3

COVID-19: testing by laboratory

Data through May 4, 2021 verified as of May 5, 2021 at 09:25 AM

Data in this report are provisional and subject to change.

The numbers in the table below represent the number of Florida and non-Florida residents for whom test results were received by the Department of Health. A person can be tested by more than one laboratory and can have both positive and negative results. **Therefore, the sum of the numbers in each column will be larger than the total number of people tested.**

Reporting lab	Inconclusive	Negative	Positive	Percent positive	Total
LITTLE SPURS PEDIATRIC URGENT CARE		1	2	67%	3
CVS NH1004POCT SALEM		2	1	33%	3
OPTUM PRIMARY CARE - SILVER LAKES			3	100%	3
HARBOUR'S EDGE		2	1	33%	3
STRINGFELLOW MEMORIAL HOSPITAL		3			3
CVS AZ7075POCT CHANDLER		3			3
VA OUTPATIENT CLINIC-NEW PORT RICHEY			3	100%	3
NASON HOSPITAL			3	100%	3
ACCESS 365 URGENT CARE LLC		1	2	67%	3
TMH PHYSICIAN PARTNERS BLOUNTSTOWN			3	100%	3
NEMOURS CHILDREN'S PRIMARY CARE, LONGWOOD			3	100%	3
QUEST DIAGNOSTICS INCORPORATED	1		2	67%	3
FLORIDA MEDICAL ASSOCIATES		3			3
JS HEALTHCARE		2	1	33%	3
LOYOLA UNIVERSITY MEDICAL CENTER LABORATORY			3	100%	3
NORTHSIDE FAMILY MEDICINE AND URGENT CARE (HOLLY SPRINGS)		3			3
LEGACY LABORATORY SERVICES			3	100%	3
PINELLAS CHD - CLEARWATER		2	1	33%	3
CAMPAZZI CONCIERGE MEDICAL SERVICES		2	1	33%	3
CENTRAL DUPAGE HOSPITAL			3	100%	3
CVS NC2749POCT CONCORD		3			3
ADVENTHEALTH IMAGING LAKE NONA		1	2	67%	3
SKIPPACK MEDICAL LAB			3	100%	3
MEDICAL CENTER OF CENTRAL GEORGIA			3	100%	3
NEMOURS CHILDRENS PRIMARY CARE MAITLAND			3	100%	3
SOUTHERN SURGICAL ARTS		3			3
NORTH DAKOTA DEPT OF HEALTH MICROBIOLOGY		1	2	67%	3
Kroger 571 - The Little Clinic Hendersonville		1	2	67%	3
CVS CA8861POCT BUENA PARK		3			3
CVS AZ7263POCT PHOENIX		3			3
RINGLING HEALTH CENTER		2	1	33%	3
CHILDREN'S HEALTHCARE OF ATLANTA AT EG		3			3
SAMARITAN PACIFIC COMMUNITIES HOSPITAL		2	1	33%	3
BEEBE MEDICAL CENTER LABORATORY		3			3
MEDICAL CENTER OF THE ROCKIES			3	100%	3
Providence VAMC		3			3
MURFREESBORO MEDICAL CLINIC		3			3
INSPIRED LIVING AT SARASOTA			3	100%	3
UNIVERSITY OF MARYLAND MEDICAL CENTER			3	100%	3
2412 LEBANON PIKE		2	1	33%	3
SISD EMPLOYEE HEALTH CLINIC			3	100%	3
MERCY HEALTH			3	100%	3
CVS OH2381POCT LEWIS CENTER		3			3
ONslow MEMORIAL HOSPITAL LABORATORY		3			3
320 S TRANSIT ST		3			3
DOUGLASVILLE NURSING AND REHABILITATIO		3			3

COVID-19: testing by laboratory

Data through May 4, 2021 verified as of May 5, 2021 at 09:25 AM

Data in this report are provisional and subject to change.

The numbers in the table below represent the number of Florida and non-Florida residents for whom test results were received by the Department of Health. A person can be tested by more than one laboratory and can have both positive and negative results. **Therefore, the sum of the numbers in each column will be larger than the total number of people tested.**

Reporting lab	Inconclusive	Negative	Positive	Percent positive	Total
CVS M05727POCT PLATTE CITY		3			3
CVS M010151POCT SPRINGFIELD		2	1	33%	3
Medilodge of Montrose		3			3
ISLAND NURSING HOME		2	1	33%	3
HELGEMO & LIOU PEDIATRICS			3	100%	3
TAMPA		1	2	67%	3
CUMBERLAND MEDICAL CENTER INC		3			3
Biopharmaceutics Laboratory Section		3			3
SENTARA NORFOLK GENERAL HOSPITAL CENTRAL LAB			3	100%	3
CERTIVIA LABORATORIES			3	100%	3
MEDEXPRESS URGENT CARE-CHIPPEWA		2	1	33%	3
BAPTIST HEALTH SURGERY CENTER AT NORTHPOINT			3	100%	3
WELLMED AT SOUTH STUART		2	1	33%	3
AFC URGENT CARE CLEVELAND			3	100%	3
KIDSVILLE PEDIATRICS IV PA		1	2	67%	3
CVS CA9858POCT SANTA CLARITA		3			3
Village on the Green			3	100%	3
Magnolia Health and Rehab Center			3	100%	3
UNIVERSITY URGENT CARE			3	100%	3
CVS TX7156POCT RICHARDSON		3			3
PRIMARY CARE CENTER OF LAKE CITY, THE			3	100%	3
MEDEXPRESS URGENT CARE-VINLAND SOUTH		2	1	33%	3
RIGHT AT HOME			3	100%	3
MEDEXPRESS - WILMINGTON KIRKWOOD HIGHWAY		2	1	33%	3
HOLY CITY MED URGENT CARE			3	100%	3
CVS IL8753POCT CHICAGO		3			3
ANN STORCK CENTER INC		3			3
Grandview Health Care Center		3			3
TERRACE OF ST CLOUD, THE		2	1	33%	3
MINUTECLINIC #1773		3			3
LEE MEMORIAL HOSPITAL BLOOD GAS LAB			3	100%	3
MEDEXPRESS URGENT CARE, BELLE VERNON		3			3
MEDEXPRESS URGENT CARE - TOPEKA, SW WANAMAKER RD		3			3
PENSACOLA MEDICAL CLINIC LLC			3	100%	3
SOUTH COUNTY MENTAL HEALTH CENTER INC			3	100%	3
FOUR WINDS BEHAVIORAL HEALTH		3			3
NORTH NAPLES HOSPITAL RESPIRATORY THERAPY DEPARTMENT			3	100%	3
NORTHSIDE HOSPITAL D/B/A ARTHRITIS		3			3
CVS IL2297144CV CHICAGO		3			3
UC CORAL GABLES		1	2	67%	3
Kroger 753 - The Little Clinic Goss Avenue		3			3
B2 URGENT CARE		1	2	67%	3
CVS NV2989POCT NORTH LAS VEGAS		2	1	33%	3
KISSIMMEE URGENT CARE		3			3
MCGUFFEY HEALTH CARE CENTER INC		3			3
LUCID LABORATORY SERVICES		3			3

COVID-19: testing by laboratory

Data through May 4, 2021 verified as of May 5, 2021 at 09:25 AM

Data in this report are provisional and subject to change.

The numbers in the table below represent the number of Florida and non-Florida residents for whom test results were received by the Department of Health. A person can be tested by more than one laboratory and can have both positive and negative results. **Therefore, the sum of the numbers in each column will be larger than the total number of people tested.**

Reporting lab	Inconclusive	Negative	Positive	Percent positive	Total
CDK LIBERTY ENTERPRISES, LLC		3			3
NATIONAL JEWISH HEALTH			3	100%	3
JACKSONVILLE VA OPC			3	100%	3
CVS AZ7841POCT TUCSON		3			3
CVS M08555POCT KANSAS CITY		3			3
MEDEXPRESS URGENT CARE - TOTOWA		3			3
WELLSTAR PAULDING HOSPITAL		3			3
MEDEXPRESS URGENT CARE, HERMITAGE		1	2	67%	3
DASCENA LAB			3	100%	3
GONZALEZ MD AND ASWAD MD HEALTH SERVICES			3	100%	3
HEALTH EXPRESS		3			3
ADVANCED PEDIATRICS			3	100%	3
PREMIER MOBILE HEALTH SERVICES, LLC		1	2	67%	3
SANIBEL MEDICAL CLINIC		1	2	67%	3
WOODMARK AT UPTOWN ASSISTED LIVING		3			3
BAYSHORE MEDICAL CENTER LABORATORY		3			3
ALLIANCE LABS @LRMC			3	100%	3
NEBRASKA DEPARTMENT OF HEALTH AND HUMAN SERVICES			3	100%	3
SOMA MEDICAL CENTER P.A. #4			3	100%	3
DOCTORS HOSPITAL RENAISSANCE			3	100%	3
OHIO DEPARTMENT OF HEALTH LABORATORY		2	1	33%	3
INSPIRA MEDICAL CENTER VINELAND LAB		2	1	33%	3
MEDEXPRESS URGENT CARE-CLOQUET		3			3
COVENANT PEDIATRICS		1	2	67%	3
FLORIDA GASTROENTEROLOGY ASSOCIATES PA		3			3
CLEARWATER		2	1	33%	3
MANATEE URGENT CARE LLC			3	100%	3
CROSSVILLE MEDICAL GROUP		1	2	67%	3
ST LUKES HOSPITAL			3	100%	3
Louis Stokes Cleveland VA - Midtown Dialysis Center		3			3
HARRINGTON PARK HEALTH AND REHAB		3			3
ROANE MEDICAL CENTER		2	1	33%	3
Greystone Health Care Center		3			3
Kroger 093 - The Little Clinic Stapleton		2	1	33%	3
AUGUSTA UNIVERISTY MEDICAL CENTER			3	100%	3
MEDEXPRESS-HOUSTON EAST FWY		1	2	67%	3
NHC DICKSON		3			3
WYOMING DEPT OF HEALTH			3	100%	3
TAMPA INTERNATIONAL AIRPORT			3	100%	3
BICKERTON, DAWN		3			3
FREDERICK MEMORIAL HOSPITAL			3	100%	3
MID FLORIDA CLINICAL LABORATORY		2	1	33%	3
PREMIER CLINICAL RESEARCH INSTITUTE INC			3	100%	3
HIALEAH SHORES NURSING AND		2	1	33%	3
BROOKDALE LAKE MARY			3	100%	3
RENE F CEDENO DMD PA		3			3

COVID-19: testing by laboratory

Data through May 4, 2021 verified as of May 5, 2021 at 09:25 AM

Data in this report are provisional and subject to change.

The numbers in the table below represent the number of Florida and non-Florida residents for whom test results were received by the Department of Health. A person can be tested by more than one laboratory and can have both positive and negative results. **Therefore, the sum of the numbers in each column will be larger than the total number of people tested.**

Reporting lab	Inconclusive	Negative	Positive	Percent positive	Total
W.G. (Bill) Hefner VAMC		3			3
CVS IN6605POCT INDIANAPOLIS		2	1	33%	3
COASTAL PEDIATRIC CARE			3	100%	3
MEDIC INFUSION PA		3			3
NEWCARE PRIMARY MEDICINE			3	100%	3
CANOPY PEDIATRICS		3			3
CVS NJ1927POCT GREEN BROOK		3			3
HEPATOLOGY DIAGNOSTIC LAB			3	100%	3
ALABAMA DEPT PUBLIC HEALTH			3	100%	3
AFC URGENT CARE/FARRAGUT			3	100%	3
NOVA SOUTHEASTERN UNIVERSITY		2	1	33%	3
24TH WEAPONS OF MASS DESTRUCTION - CIVIL SUPPORT		3			3
LEESBURG COMMUNITY HEALTH CENTERS			3	100%	3
ADRIANA M CASTRO MD PA		3			3
HELIX LW UC		1	2	67%	3
FULGENT GENETICS HOUSTON		3			3
Kroger 448 - The Little Clinic Mason		3			3
CVS TX7675POCT RED OAK		1	2	67%	3
STARLING AT SAN JOSE			3	100%	3
ADVANCE FAMILY PRACTICE LLC			3	100%	3
BE WELL PHARMACY		3			3
MEDEXPRESS URGENT CARE - HADLEY		3			3
PARKLAND HEALTH & HOSPITAL			3	100%	3
FAMILY FIRST PEDIATRICS			3	100%	3
MISSISSIPPI CARE CENTER OF DEKALB LLC		3			3
HEALTH SENTRY			3	100%	3
EXPRESSCARE URGENT CARE CENTER			3	100%	3
APEX CLINICAL LABORATORIES INC		3			3
ASANTE THREE RIVERS MEDICAL CENTER LAB		3			3
Manor Care-Kingston Court of York PA, LLC		3			3
CVS OH6167POCT ASHLAND		3			3
RAPID CITY RUGENT CARE			3	100%	3
CLINICAL CARE ASSOCIATES, INC			3	100%	3
HARDEN DIALYSIS		1	2	67%	3
WALGREENS #05477		3			3
EASTERN NEW MEXICO MEDICAL CENTER		3			3
MEDEXPRESS URGENT CARE-WILKINS TOWNSHIP, WILLIAM PENN HIGHWAY		3			3
ADVICE FOR OPTIMAL WELLNESS, INC			3	100%	3
UNIVERSITY HEALTH SERVICES RIVER CAMPUS		2	1	33%	3
PARRISH MEDICAL CENTER-WAIVED TESTING		3			3
NORTHWELL HEALTH			3	100%	3
NORTH SHORE HOSP. INFECTION CONTROL			3	100%	3
THE MEDICAL CENTER			3	100%	3
LIVINGSTON COUNTY DEPT OF HEALTH REPRO			3	100%	3
BRADENTON PHYSICIAN MEDICAL CENTER			3	100%	3
HOPE HEALTH CARE, LLC		3			3

COVID-19: testing by laboratory

Data through May 4, 2021 verified as of May 5, 2021 at 09:25 AM

Data in this report are provisional and subject to change.

The numbers in the table below represent the number of Florida and non-Florida residents for whom test results were received by the Department of Health. A person can be tested by more than one laboratory and can have both positive and negative results. **Therefore, the sum of the numbers in each column will be larger than the total number of people tested.**

Reporting lab	Inconclusive	Negative	Positive	Percent positive	Total
NC STATE LABORATORY OF PUBLIC HEALTH		3			3
FLORIDA LABORATORY ANALYSIS, LLC			3	100%	3
Englewood Health and Rehab			3	100%	3
HEALTH AND WELLNESS URGENT CARE LLC			3	100%	3
DIGNITY HEALING LLC			3	100%	3
Fort Gaines Health and Rehab		3			3
OCEAN MEDICAL CENTER		2	1	33%	3
WALGREENS #11329		3			3
CURATIVE TEXAS			3	100%	3
Kingston Care Center of Sylvania		3			3
Broadview Multi-Care Center		3			3
CVS TN7144POCT BARTLETT		3			3
COOPER UNIVERSITY HOSPITAL LABORATORY		2	1	33%	3
MT CARMEL PHARMACY INC		3			3
IP BOISE 1		2	1	33%	3
GINKGO-IXLAYER		3			3
MEDRITE MEDICAL CARE PC		3			3
WINDSOR AT OCALA		2	1	33%	3
EDITH NOURSE ROGERS MEMORIAL VAMC		3			3
GREENTREE MEDICAL CENTER			3	100%	3
ADVENTHEALTH SEBRING- INFECTION CONTROL DEPARTMENT			3	100%	3
SCRIPPS CLINIC MEDICAL			3	100%	3
GEISINGER COMMUNITY MEDICAL CENTER			3	100%	3
MINUTECLINIC DIAGNOSTIC PA #3344		3			3
BOSTON MEDICAL CENTER			3	100%	3
LIFEGUARD AMBULANCE SERVICE LLC - BAY COUNTY			3	100%	3
Huntington Health Care and Rehabilitation Center		3			3
John Knox Manor Inc II		2	1	33%	3
INTERNAL MEDICINE & PEDIATRICS WELLNESS CENTER			3	100%	3
MANORCARE NURSING & REHABILITATION CENTER-NAPLES		3			3
EMERALD TRACE		3			3
Maryfield Inc. dba Pennybyrn		3			3
FLAGLER FAMILY MEDICINE PA			3	100%	3
OCALA REGIONAL KIDNEY CENTER-WEST			3	100%	3
The Good Shepherd		3			3
VICAR'S LANDING NURSING HOME		2	1	33%	3
MARYLAND STATE DEPT OF HEALTH	2		1	33%	3
EVENING PEDIATRICS INC		1	2	67%	3
CLINICA HISPANIA			3	100%	3
PROHEALTH PRIMARY CARE - GLEN OAKS		3			3
Maple Lawn MCF		3			3
CCRX OF NORTH CAROLINA, LLC		2	1	33%	3
ORMOND BEACH URGENT CARE			3	100%	3
TIFTON CARECONNECT URGENT CARE			3	100%	3
LAHEY CLINIC MEDICAL CENTER			3	100%	3
TARRANT COUNTY PUBLIC HEALTH		3			3

COVID-19: testing by laboratory

Data through May 4, 2021 verified as of May 5, 2021 at 09:25 AM

Data in this report are provisional and subject to change.

The numbers in the table below represent the number of Florida and non-Florida residents for whom test results were received by the Department of Health. A person can be tested by more than one laboratory and can have both positive and negative results. **Therefore, the sum of the numbers in each column will be larger than the total number of people tested.**

Reporting lab	Inconclusive	Negative	Positive	Percent positive	Total
CVS IN6608POCT NEW PALESTINE		1	2	67%	3
NEW GEN LABS			3	100%	3
CVS OH4359POCT HUDSON		3			3
BAPTIST PRIMARY CARE, INC.		2	1	33%	3
CVS SC5471POCT LEXINGTON		2	1	33%	3
PRECIDENT FLORIDA		3			3
CVS OH5457POCT POWELL		3			3
C19 LABS			3	100%	3
NATHAN LITTAUER HOSPITAL LAB		3			3
CVS CT2210POCT RIVERSIDE		3			3
NEW YORK STATE DEPARTMENT OF HEALTH		1	2	67%	3
JOAN PHARMA INC		3			3
CELEBRATION PRIMARY CARE ASSOCIATES LLC		3			3
BROOKDALE ALTAMONTE SPRINGS			3	100%	3
OMNI HEALTHCARE INC		1	2	67%	3
MAYO		1	2	67%	3
CVS CT288POCT BRISTOL		2	1	33%	3
FLORIDA ADDICTION AND RECOVERY CENTER INC		3			3
SUPER HEALTH PHARMACY LLC		3			3
BROADWAY HEALTH FLORIDA MEDICAL CLINIC URGENT CARE			3	100%	3
RIVERSIDE METHODIST HOSPITAL LAB			3	100%	3
BAPTIST HOSPITAL OF MIAMI MCI BROWARD LABORATORY			3	100%	3
MINUTECLINIC DIAGNOSTIC MEDICAL		3			3
US SPECIALTY LABS			3	100%	3
Kroger 768 - The Little Clinic Leestown Rd		2	1	33%	3
ACCESS HEALTH CARE		2	1	33%	3
RRMC CREEKSIDE LAB		3			3
VIRTUA MEMORIAL HOSPITAL BURLINGTON COUNTY		1	2	67%	3
ST. PETERSBURG PEDIATRICS- 38TH AVENUE			3	100%	3
CORNERSTONE MEDICAL CARE OF BRANDON		2	1	33%	3
CVS CA8872POCT ALISO VIEJO		3			3
COMMUNICABLE DISEASE CONTROL/PUBLIC HEALTH EMERGENCY PREPAREDNESS			3	100%	3
EXETER HOSPITAL		3			3
Kroger 387 - The Little Clinic Hubbards Lane		3			3
GULF COAST IMMEDIATE CARE CENTER		1	2	67%	3
VELOCITY CARE			3	100%	3
NORTH BROWARD HOSPITAL DISTRICT HEALTHCARE FOR THE HOMELESS			3	100%	3
THE PATHOLOGY LABORATORY		1	2	67%	3
Cleveland Clinic Weston			3	100%	3
TIEHH BIOTERRORISM RESPONSE LAB			3	100%	3
BASCOM PALMER EYE INSTITUTE			3	100%	3
ACCOMPLISHED HOME CARE		3			3
Michael J Crescenzi VA Outpatient Dialysis Center		3			3
CVS MA137POCT QUINCY		3			3
RCA LABORATORY SERVICES LLC			3	100%	3
THE DOCTORS OFFICE OF BRICK, LLC		3			3

COVID-19: testing by laboratory

Data through May 4, 2021 verified as of May 5, 2021 at 09:25 AM

Data in this report are provisional and subject to change.

The numbers in the table below represent the number of Florida and non-Florida residents for whom test results were received by the Department of Health. A person can be tested by more than one laboratory and can have both positive and negative results. **Therefore, the sum of the numbers in each column will be larger than the total number of people tested.**

Reporting lab	Inconclusive	Negative	Positive	Percent positive	Total
MEDFUSION		2	1	33%	3
MEDEXPRESS URGENT CARE - WHEELING		2	1	33%	3
Lebanon VAMC		2	1	33%	3
HEALGEN SCIENTIFIC			3	100%	3
MEDEXPRESS URGENT CARE GREENSBURG		2	1	33%	3
TAYLOR MANOR		1	2	67%	3
ONE MEDICAL GROUP		1	2	67%	3
OPENTRONS PRL		2	1	33%	3
MEMORIAL HERMANN CONSOLIDATED LABORATORY SERVICES			3	100%	3
HEALTH FIRST MEDICAL GROUP			3	100%	3
CARESPOT-WELLINGTON			3	100%	3
YATES COUNTY PUBLIC HEALTH		3			3
MEDICAL SERVICES OF AMERICA HOME HEALTH		3			3
Bainbridge Health and Rehab		3			3
Kroger 592 - The Little Clinic Alexander Plaza		2	1	33%	3
ASPIRUS WAUSAU HOSPITAL			3	100%	3
AVALON MEDICAL GROUP		1	2	67%	3
PALM COAST DIALYSIS		2	1	33%	3
MEMORIAL HEALTH UNIVERSITY MEDICAL CENTER			3	100%	3
HOLSTON MEDICAL GROUP		2			2
UT PATH			2	100%	2
MEASE MANOR MEMORY CARE		2			2
MEMORIAL HOSPITAL WEST			2	100%	2
OAKMONT WEST- GREENVILLE SC		2			2
KEATING SPORTS CENTER		2			2
CARE ATC SUN HYDRAULICS TALLAVAST			2	100%	2
SYMPHONY OF BUFFALO GROVE		2			2
OELWEIN HEALTH CARE CENTER		2			2
MEDEXPRESS URGENT CARE - SPRINGFIELD, COOLEY ST		2			2
WEST COAST PEDIATRICS			2	100%	2
DUKE UNIVERSITY POINT OF CARE TESTING PROGRAM			2	100%	2
The Grand Rehabilitation & Nursing Utica		2			2
METHODIST SPECIALTY CARE CENTER		2			2
Southern Pines Healthcare Center		1	1	50%	2
HOLY FAMILY MEDICAL CENTER		1	1	50%	2
LEESBURG DIALYSIS CENTER		1	1	50%	2
ADVOCATE SHERMAN HOSPITAL			2	100%	2
PALM MEDICAL CENTER - PLANT CITY		2			2
CVS LA1116POCT BATON ROUGE		1	1	50%	2
WOODHILLS LABS			2	100%	2
NORTHWEST MEDICAL CENTER LABORATORY		2			2
PPD CLINICAL RESEARCH UNIT			2	100%	2
WATERBURY HOSPITAL REFERENCE LAB			2	100%	2
CHNJ		2			2
IRA FIALKO DO			2	100%	2
BROOKDALE PALM BEACH GARDENS			2	100%	2

COVID-19: testing by laboratory

Data through May 4, 2021 verified as of May 5, 2021 at 09:25 AM

Data in this report are provisional and subject to change.

The numbers in the table below represent the number of Florida and non-Florida residents for whom test results were received by the Department of Health. A person can be tested by more than one laboratory and can have both positive and negative results. **Therefore, the sum of the numbers in each column will be larger than the total number of people tested.**

Reporting lab	Inconclusive	Negative	Positive	Percent positive	Total
Church Creek SNF			2	100%	2
Providence of Sparta Health and Rehabilitation		2			2
JEFFERSON WASHINGTON TOWNSHIP HOSPITAL		2			2
ROCKWALL URGENT CARE			2	100%	2
FLAGLER HOME CARE			2	100%	2
CLEAR LAKE REGIONAL MEDICAL CENTER			2	100%	2
TMH PHYSICIAN PARTNERS PERRY		2			2
HEALTHCARE NETWORK			2	100%	2
CARTER BLOOD CARE			2	100%	2
PALMS OF FT MYERS,THE			2	100%	2
SAFE PMC		2			2
COASTAL MEDICAL LAB			2	100%	2
MOSAIC MEDICAL CENTER MARYVILLE			2	100%	2
Colonial Manor Nursing and Rehabilitation Center		2			2
SPECTRUM HEALTH			2	100%	2
SWEDISH COVENANT HOSPITAL			2	100%	2
SOUTH HILLSBOROUGH CBOC			2	100%	2
OUR LOVING HANDS COMPANION SERVICE LLC		2			2
DEER'S HEAD CENTER		2			2
NORTH SHORE HEMATOLOGY-ONCOLOGY ASSOCIATES		2			2
GASTROENTEROLOGY ASSOCIATES			2	100%	2
SANFORD REGIONAL HOSPITAL WORTHINGTON		2			2
Fairlane Gardens Nursing and Rehab at Reading		2			2
OMEGA RESEARCH CONSULTANTS			2	100%	2
BIOHEALTH MEDICAL LAB INC			2	100%	2
Jackson Health Care Facility			2	100%	2
FLORIDA COMMUNITY HEALTH CENTERS, INC.			2	100%	2
CONWAY MEDICAL CENTER			2	100%	2
BAPTIST HEALTH LEXINGTON			2	100%	2
CARELINE PHARMACY AND HEALTHCARE SERVICES		1	1	50%	2
LIFEGUARD AMBULANCE SERVICES LLC, TEXAS- SAN			2	100%	2
CHOTA COMMUNITY HEALTH SERVICES		1	1	50%	2
VA Greater LA HCS-Santa Maria OPC			2	100%	2
RHODE ISLAND DEPARTMENT OF HEALTH LABORATORIES			2	100%	2
AUGUSTA HEALTH SKILLED CARE			2	100%	2
HENRY FORD WEST BLOOMFIELD HOSPITAL			2	100%	2
MILFORD REGIONAL HOSPITAL			2	100%	2
ENCOMPASS HEALTH HOME HEALTH		1	1	50%	2
ST. MARY'S MEDICAL CENTER EVANSVILLE, INC			2	100%	2
DIVERSE MEDICAL CARE LLC			2	100%	2
A PATTERN MEDICAL CLINIC		2			2
HUMILITY OF MARY HEALTH PARTNERS			2	100%	2
RABI SINHA, MD		2			2
SOUTHEASTERN INSTITUTE OF RESTORATIVE MEDICINE		1	1	50%	2
ADVANTA ANALYTICAL LABORATORIES			2	100%	2
EAST CENTRAL REGIONAL HOSPITAL GRACEWO		2			2

COVID-19: testing by laboratory

Data through May 4, 2021 verified as of May 5, 2021 at 09:25 AM

Data in this report are provisional and subject to change.

The numbers in the table below represent the number of Florida and non-Florida residents for whom test results were received by the Department of Health. A person can be tested by more than one laboratory and can have both positive and negative results. **Therefore, the sum of the numbers in each column will be larger than the total number of people tested.**

Reporting lab	Inconclusive	Negative	Positive	Percent positive	Total
UW HOSPITAL AND CLINICS		1	1	50%	2
Kroger 550 - The Little Clinic Bellevue		2			2
CHAPPEL GROUP RESEARCH, THE		2			2
JENNIE STUART MEDICAL CENTER			2	100%	2
VALLEY MEDICAL LABORATORY			2	100%	2
UNIVERSITY OF TEXAS AT EL PASO, THE			2	100%	2
VANAYER HEALTHCARE AND REHAB CENTER		2			2
MID AMERICA CLINICAL LABS			2	100%	2
POMONA VALLEY COMMUNITY HOSPITAL			2	100%	2
BAPTIST HEALTH MEDICAL PLAZA			2	100%	2
LEXINGTON PLACE			2	100%	2
VENETIAN GARDENS		2			2
Cooperstown Center for Nursing and Rehabilitation		2			2
SPRINGS MEDICAL LAB		1	1	50%	2
Great Lakes Health Center			2	100%	2
HAMILTON CHD		2			2
SOWAL HEALTH & DRUG			2	100%	2
PBSO HEALTH AND WELLNESS CENTER			2	100%	2
EXCELTOX LABORATORIES LLC		2			2
CHRISTIAN REST HOME ASSOC		2			2
PROSPECT URGENT CARE			2	100%	2
MOBILE PHLEBOTOMY SERVICES			2	100%	2
CVS CA9751POCT AGOURA		2			2
RIVERVIEW MEDICAL CLINIC		2			2
LIBERTY HEALTH CENTER			2	100%	2
ADVENTIST HINSDALE HOSPITAL LABORATORY			2	100%	2
SOUTH TAMPA AFTER HOURS CLINIC			2	100%	2
DUKE HEALTH REGIONAL HOSPITAL			2	100%	2
CVS NE2741POCT LA VISTA		2			2
PIEDMONT MOUNTAINSIDE HOSPITAL LABORAT		2			2
LAB CORP OF AMER SAN DIEGO			2	100%	2
BAYCARE OUTREACH LAB WH SOUTH			2	100%	2
SOUTHEAST GEORGIA HEALTH SYSTEM			2	100%	2
NORTH OKALOOSA PHYSICIAN GRP - WALK IN CLINIC			2	100%	2
ABILITY DIAGNOSTICS LLC			2	100%	2
WELLNESS MEDICAL CLINIC			2	100%	2
WESTMINSTER SUNCOAST			2	100%	2
ONslow COUNTY HEALTH DEPARTMENT			2	100%	2
CRAWFORD COUNTY CARE CENTER		2			2
CENTRAL FLORIDA FAMILY HEALTH CENTER		2			2
PRONTO URGENT CARE			2	100%	2
EASTERN NEW MEXICO UNIVERSITY STUDENT		2			2
TEQUESTA FAMILY MEDICAL CENTER LLC			2	100%	2
NORTH MCALLEN PEDIATRIC CENTER			2	100%	2
UF KANAPAH LAB BEAKER		2			2
WILSON MEMORIAL HOSPITAL			2	100%	2

COVID-19: testing by laboratory

Data through May 4, 2021 verified as of May 5, 2021 at 09:25 AM

Data in this report are provisional and subject to change.

The numbers in the table below represent the number of Florida and non-Florida residents for whom test results were received by the Department of Health. A person can be tested by more than one laboratory and can have both positive and negative results. **Therefore, the sum of the numbers in each column will be larger than the total number of people tested.**

Reporting lab	Inconclusive	Negative	Positive	Percent positive	Total
TULANE MEDICAL CENTER			2	100%	2
MEDICAL CENTER LABORATORY			2	100%	2
VISITING PHYSICIANS OF THE TREASURE COAST LLC			2	100%	2
COLONIAL HEALTH CARE		1	1	50%	2
MEDERI CARETENDERS		1	1	50%	2
CENTRAL ARKANSAS VETERANS HEALTHCARE SYSTEM - VETERANS AFFAIRS			2	100%	2
JMC TALLAHASSEE, LLC			2	100%	2
ASPIRUS RIVERVIEW HOSPITAL & CLINICS INC		1	1	50%	2
URGENTMED PLANTATION			2	100%	2
CARE 365			2	100%	2
Edinboro Manor		2			2
AUSTIN REGIONAL CLINIC MICROBIOLOGY LAB			2	100%	2
DEKALB MEDICAL CENTER LABORATORY			2	100%	2
FLORIDA DEPARTMENT OF HEALTH PINELLAS COUNTY-			2	100%	2
PT&J REHAB LLC		1	1	50%	2
ACCESS MEDICAL GROUP OF FLORIDA CITY			2	100%	2
DAYTON CHILDRENS HOSPITAL LAB			2	100%	2
GULFCOAST JEWISH FAMILY			2	100%	2
Highland Ave. Eye Clinic		2			2
MIAMI DADE MEDICAL RESEARCH INSTITUTE			2	100%	2
TEXAS REGIONAL ASTHMA & ALLERGY CENTER			2	100%	2
WELL-KEY URGENT CARE SEVIERVILLE			2	100%	2
JORDAN VALLEY MEDICAL CENTER			2	100%	2
GREEN RIVER MEDICAL CENTER			2	100%	2
MINUTECLINIC DIAGNOSTIC, PA #10252		2			2
Walgreens #7156			2	100%	2
ACL LABORATORIES - ROSEMONT			2	100%	2
PALM CITY NURSING AND REHAB CENTER			2	100%	2
441 URGENT CARE-MULBERRY			2	100%	2
BOSTON PUBLIC HEALTH COMMISSION			2	100%	2
SCIENTIFIC LABORATORY COMPANY		2			2
Holiday Retirement Home			2	100%	2
GALEN BAYLOR EXTENSION		2			2
SPRING HILL REGIONAL HOSPITAL			2	100%	2
BAYMEADOWS PRIMARY CARE		2			2
DOCTORS MEDICAL CTR OF WALTON COUNTY			2	100%	2
CLEVELAND CLINIC IMAGING			2	100%	2
EASTSIDE SPORTS COMPLEX			2	100%	2
Luther Acres Manor		2			2
VAULT MEDICAL SERVICES		1	1	50%	2
SIMPLY HEALTHCARE AND WELLNESS CLINIC, PC			2	100%	2
MAIN STREET MEDICAL CENTERS		2			2
STATE OF FLORIDA			2	100%	2
CLINICAL REFERENCE LABORATORY, INC		2			2
CRESTVIEW CLINICAL LABORATORY			2	100%	2
Walgreens #9278		2			2

COVID-19: testing by laboratory

Data through May 4, 2021 verified as of May 5, 2021 at 09:25 AM

Data in this report are provisional and subject to change.

The numbers in the table below represent the number of Florida and non-Florida residents for whom test results were received by the Department of Health. A person can be tested by more than one laboratory and can have both positive and negative results. **Therefore, the sum of the numbers in each column will be larger than the total number of people tested.**

Reporting lab	Inconclusive	Negative	Positive	Percent positive	Total
GENETIC ASSAYS INC			2	100%	2
Smoky Mountain Nursing and Rehabilitation Center		2			2
CHI MEMORIAL PRIMARY CARE ASSOCIATES-A		2			2
UNIVERSITY COMMUNITY HEALTH SERVICES		1	1	50%	2
THE EDGEWATER AND WATERMAN VILLAGE			2	100%	2
PALMETTO FAMILY HEALTH CENTER			2	100%	2
Glenburn Home		2			2
OSF ST JOSEPH MEDICAL CENTER			2	100%	2
BLACKBAG DIGITAL HEALTH LLC		2			2
OAKBRIDGE TERRACE AT SAE			2	100%	2
Camellia Gardens		2			2
ESCANDON DIAGNOSTIC CLINIC			2	100%	2
DNA DIAGNOSTICS CENTER		2			2
PARKRIDGE MEDICAL CENTER			2	100%	2
ORLANDO HEALTH MEDICAL GROUP		1	1	50%	2
RMC BROOKHOLLOW MED AESTHETICS INC		2			2
CVS – MINUTECLINIC			2	100%	2
Good Samaritan Society Waukon		2			2
DRR JMC URGENT CARE DONALD ROSS			2	100%	2
STUDENT HEALTH SERVICES			2	100%	2
UNITED MEMORIAL MEDICAL CENTER			2	100%	2
MEDEXPRESS URGENT CARE - ST CLAIR, CLOVER DR.		1	1	50%	2
CVS TX3702POCT KATY		2			2
A G RHODES HOME AT WESLEY WOODS		2			2
GREEN POINT RX INC DBA ALTRU CHEMISTS		2			2
INTEGRITY CLINICAL RESEARCH CENTER INC		1	1	50%	2
REGIONS HOSPITAL LABORATORY			2	100%	2
CVS NJ2369POCT JACKSON		2			2
BAPTIST HEALTHCARE - LAKEVIEW CENTER INC		2			2
MEMORIAL SLOAN KETTERING CANCER CENTER		1	1	50%	2
CARE NOW DENTON			2	100%	2
ASHLEY PEDIATRICS			2	100%	2
CVS CA8882POCT SAN CLEMENTE		2			2
FLORIDA MENTOR FAULKNER GROUP HOME			2	100%	2
BAYSHORE MEDICAL CENTER			2	100%	2
MEDSTAR HEALTH URGENT CARE			2	100%	2
TWELVE OAKS RECOVERY CENTER			2	100%	2
MEDEXPRESS URGENT CARE - LINCOLN VILLA		2			2
AMERICAN MOLECULAR LABORATORIES			2	100%	2
CAREWELL JW - WORCESTER LNC			2	100%	2
JRS LABORATORY			2	100%	2
DEVLAB, LLC			2	100%	2
NOSE AND SINUS INSTITUTE OF BOCA RATON		1	1	50%	2
IM&P WELLNES CENTER			2	100%	2
MADISON HOSPITAL LABORATORY			2	100%	2
Advanced Rehabilitation and Healthcare of Wichita Falls		2			2

COVID-19: testing by laboratory

Data through May 4, 2021 verified as of May 5, 2021 at 09:25 AM

Data in this report are provisional and subject to change.

The numbers in the table below represent the number of Florida and non-Florida residents for whom test results were received by the Department of Health. A person can be tested by more than one laboratory and can have both positive and negative results. **Therefore, the sum of the numbers in each column will be larger than the total number of people tested.**

Reporting lab	Inconclusive	Negative	Positive	Percent positive	Total
GIGI WOOD DAVIS DO-FAMILY MEDICINE		2			2
CVS AZ9273POCT TUCSON			2	100%	2
ROYAL PALM PEDIATRICS			2	100%	2
BENEVA LAKES ASSISTED LIVING CENTER			2	100%	2
Kroger 519 - The Little Clinic Georgesville Square		2			2
VALUE DRUGS BRONXVILLE INC		2			2
PORTAGE MEDICAL CENTER			2	100%	2
The Friendly Home		2			2
REHOBOTH MCKINLEY CHRISTIAN HOSPITAL		2			2
CORNELIA REDDY URGENT CARE		2			2
Delaware Court Healthcare Center		2			2
ST ANTHONY'S PINELLAS CARE CLINIC			2	100%	2
GOLISANO PEDIATRICS PORT CHARLOTTE HARBOR		2			2
COVANCE			2	100%	2
UPS			2	100%	2
Parkview Care and Rehabilitation Center		2			2
MEMORIAL HOSPITAL OF CARBONDALE			2	100%	2
COLUMBIA COTTAGE		2			2
CVS TX7603POCT SAGINAW		2			2
WASHINGTONVILLE PHARMACY INC		2			2
JFK MEDICAL CENTER LABORATORY DEPT		2			2
MEMORIAL HEALTH SYSTEM		1	1	50%	2
SPECIALTY LABORATORIES			2	100%	2
MINUTECLINIC DIAGNOSTIC OF KANSAS, PC		2			2
CIGNA GATEWAY			2	100%	2
EXPRESS CARE OF THE SHOALS		1	1	50%	2
MC MEDICAL			2	100%	2
STARR COUNTY MEMORIAL HOSPITAL			2	100%	2
SKY LAKES MEDICAL CENTER		2			2
THOMASVILLE REGIONAL MEDICAL CENTER		2			2
CLARKSVILLE HEALTH SYSTEM			2	100%	2
STARR CITY OF ROMA COMMUNITY CENTER			2	100%	2
FHPG SURGICAL ASSOCIATES OF EAST PASCO			2	100%	2
MEDEXPRESS URGENT CARE - WOODBURY			2	100%	2
ELITE MEDICAL LABORATORY SOLUTIONS LLC			2	100%	2
HAILE MEDICAL GROUP PA		2			2
MINUTECLINIC DIAG OF IND, LLC #4368		2			2
Macon Valley Nursing and Rehabilitation Center		2			2
HANOVER ENDOSCOPY CENTER		2			2
ST JOSEPH'S HOSPITAL INC			2	100%	2
CVS CT692POCT NORTH HAVEN		2			2
Robert Cranfield			2	100%	2
Pinnacle Assisted Living			2	100%	2
Manorcare Health Services West Reading North		2			2
PM PEDIATRICS OF SELDEN, PLLC		2			2
CVS MA1094POCT GREENFIELD		2			2

COVID-19: testing by laboratory

Data through May 4, 2021 verified as of May 5, 2021 at 09:25 AM

Data in this report are provisional and subject to change.

The numbers in the table below represent the number of Florida and non-Florida residents for whom test results were received by the Department of Health. A person can be tested by more than one laboratory and can have both positive and negative results. **Therefore, the sum of the numbers in each column will be larger than the total number of people tested.**

Reporting lab	Inconclusive	Negative	Positive	Percent positive	Total
PM PEDIATRICS OF BAYSIDE PLLC - BELLER		2			2
Winer Haven Health and Rehabilitation Center		2			2
MEDICAL ASSOCIATES OF BREVARD LLC		1	1	50%	2
STOP URGENT CARE			2	100%	2
MOBILE HEALTH LABS LLC			2	100%	2
BAYCARE OUTREACH LAB			2	100%	2
SOUTHERN SPRINGS HEALTH CARE		2			2
MANSFIELD MEDICAL LODGE			2	100%	2
MEDEXPRESS URGENT CARE - NUTLEY		2			2
VALLEY BAPTIST MEDICAL CENTER: BROWNSVILLE			2	100%	2
Cottage of the Shoals		2			2
MIRAMAR KIDNEY CENTER		1	1	50%	2
EXPRESS CARE OF LEESBURG			2	100%	2
FLORIDA MEDICAL CLINIC IM LUTz			2	100%	2
AHC Forest cove		2			2
NORTHEAST FLORIDA HEALTH SERVICES, INC DBA FAMILY HEALTH SOURCE			2	100%	2
FLAGLER PROFESSIONAL HEALTH CAE SERVICES INC		2			2
ARCADIA DIALYSIS CENTER			2	100%	2
FKC AMELIA ISLAND DIALYSIS			2	100%	2
ST. VINCENT HOSPITAL			2	100%	2
ST VINCENT'S AMBULATORY CARE INC			2	100%	2
Kroger 619 - The Little Clinic Hendersonville Indian Lake		2			2
Kroger 667 - The Little Clinic Litchfield Park		2			2
MEDEXPRESS URGENT CARE - WICHITA, N MAIZE RD		1	1	50%	2
TEXAS HEALTH CARE			2	100%	2
VOLUNTEERS OF AMERICA OF FLORIDA			2	100%	2
DOCTOR'S IN-HOUSE LAB/COMMUNITY HEALTH CENTERS OF PINELLAS - JOHNNIE R			2	100%	2
MERCY MEDICAL CENTER INC		1	1	50%	2
MORRISTOWN MEMORIAL HOSPITAL		2			2
Kroger 356 - The Little Clinic Middletown		2			2
ADVENTHEALTH CENTRA CARE POINCIANA			2	100%	2
ST. ELIZABETH HEALTHCARE			2	100%	2
Kroger 328 - The Little Clinic Henderson Road		2			2
TEMPLE UNIVERSITY HOSPITAL			2	100%	2
BAYLOR COLLEGE OF MEDICINE			2	100%	2
QUALITY URGENT CARE CENTER		1	1	50%	2
Fairhaven Retirement Community		2			2
CARLE FOUNDATION HOSPITAL LABORATORY			2	100%	2
ALVERNO CLINICAL LABORATORIES			2	100%	2
Kroger 777 - The Little Clinic Shelbyville		1	1	50%	2
MONICE DR.			2	100%	2
HERNANDO CHILDREN'S			2	100%	2
PRIMARY CARE SERVICES AT EDGEWATER		2			2
WISE HEALTH SYSTEM		1	1	50%	2
FIRST PREVENTION AND DIALYSIS CENTER LLC			2	100%	2
Hartwell Health and Rehabilitation		2			2

COVID-19: testing by laboratory

Data through May 4, 2021 verified as of May 5, 2021 at 09:25 AM

Data in this report are provisional and subject to change.

The numbers in the table below represent the number of Florida and non-Florida residents for whom test results were received by the Department of Health. A person can be tested by more than one laboratory and can have both positive and negative results. **Therefore, the sum of the numbers in each column will be larger than the total number of people tested.**

Reporting lab	Inconclusive	Negative	Positive	Percent positive	Total
Green Mountain Nursing and Rehabilitation		2			2
PRECISION CLINICAL RESEARCH			2	100%	2
CVS MI8287POCT MACOMB		2			2
VA Central California HCS		2			2
WISCONSIN STATE LABORATORY OF HYGIENE		1	1	50%	2
NYU LANGONE HUNTINGTON MEDICAL GROUP		2			2
AMERICAN MEDICAL LABORATORIES			2	100%	2
BOCA RATON REGIONAL HOSPITAL INC			2	100%	2
FALMOUTH HOSPITAL		1	1	50%	2
HAMPTON VAMC		2			2
LAKEVIEW HEALTH CARE SYSTEM LLC			2	100%	2
BAYCARE LABORATORIES			2	100%	2
CVS NV5942POCT LAS VEGAS		2			2
VIRGINIA DEPT OF HEALTH OFFICE OF EPIDEMIOLOGY			2	100%	2
Fairview		1	1	50%	2
CONCENTRA - PLANT CITY		2			2
CHILDREN'S MEDICAL CENTER-EAST ORLANDO			2	100%	2
ANNE ARUNDEL MEDICAL CENTER			2	100%	2
Kroger 745 - The Little Clinic Somerset		2			2
ABRAKIDABRA PEDIATRIC CLINIC LLC			2	100%	2
ABSOLUTE QUICK CARE		1	1	50%	2
New Jersey Aim At Smg		2			2
MEDEXPRESS URGENT CARE-MT PLEASANT		1	1	50%	2
CREATIVE HEALTH CENTER			2	100%	2
BIRMINGHAM INTERNAL MEDICINE ASSOCIATE		1	1	50%	2
MAINE CENTER FOR DISEASE CONTROL AND PREVENTION			2	100%	2
Tidelands Health Rehabilitation Hospital			2	100%	2
HIGHLAND PARK LAKEWOOD PRESTON HOLLOW			2	100%	2
AdventHealth Care Center Orlando North			2	100%	2
MEDEXPRESS URGENT CARE - ROSS TOWNSHIP		2			2
MASSACHUSETTS DEPARTMENT OF HEALTH			2	100%	2
LABRADOR PRIMARY CARE CENTER			2	100%	2
BIOMAT USA			2	100%	2
DIGESTIVE DISEASE CARE PC		2			2
SPARTANBURG REGIONAL MEDICAL CENTER			2	100%	2
ADVANCED MEDICAL CARE			2	100%	2
HEALTH NETWORK LAB			2	100%	2
IN AND OUT URGENT CARE			2	100%	2
LP Marietta II, LLC		2			2
BEREA URGENT CARE			2	100%	2
APPLING NURSING & REHABILITATION PAVIL		2			2
KAP MEDICAL GROUP, LLC			2	100%	2
CAROLINAS HEALTHCARE SYSTEM LAB			2	100%	2
SHERIDAN AT HOBE SOUND, THE			2	100%	2
Stillwater Healthcare		2			2
DESERT HOSPITAL/CPHU CLINICAL LABORATORY			2	100%	2

COVID-19: testing by laboratory

Data through May 4, 2021 verified as of May 5, 2021 at 09:25 AM

Data in this report are provisional and subject to change.

The numbers in the table below represent the number of Florida and non-Florida residents for whom test results were received by the Department of Health. A person can be tested by more than one laboratory and can have both positive and negative results. **Therefore, the sum of the numbers in each column will be larger than the total number of people tested.**

Reporting lab	Inconclusive	Negative	Positive	Percent positive	Total
TRINITY DIALYSIS			2	100%	2
CVS MA2600POCT WEYMOUTH		1	1	50%	2
Life Care Center of Elyria		2			2
MANISTEE COUNTY MEDICAL CARE FACILITY		2			2
MEMORIAL HOSPITAL OF SOUTH BEND			2	100%	2
NSUH AT SYOSSET		2			2
Crest Manor Living and Rehabilitation		2			2
HOLY TRINITY PHARMACY LLC		2			2
MERCY CONVENIENT CARE			2	100%	2
Aston Park Health Care Facility		2			2
WyndRidge Health & Rehabilitation		2			2
MEDSTAR HARBOR HOSPITAL			2	100%	2
MEASE COUNTRYSIDE HOSPITAL CARDIAC REH			2	100%	2
URGENT CARE AND SURGERY CENTER			2	100%	2
COLD SPRING HILLS CENTER FOR NURSING A		2			2
INSPIRE HEALTHCARE CENTER			2	100%	2
MEDEXPRESS URGENT CARE - LODI		2			2
NORTH MANATEE HEALTH CARE CENTER			2	100%	2
FAST AID URGENT CARE			2	100%	2
ULTIMATE KIDNEY CARE			2	100%	2
HMH HOSPITALS CORPORATION		2			2
MEDEXPRESS URGENT CARE, MOSSIDE		2			2
MEDEXPRESS URGENT CARE - OMAHA N 72 ST		2			2
HEAD 2 TOE PEDIATRICS, PLLC		1	1	50%	2
PEACE RIVER CENTER CRISIS STABILIZATION UNIT		1	1	50%	2
MEDCARE		2			2
OAKMONT EAST- GREENVILLE SC, LLC		2			2
TSALI CARE CENTER		2			2
NEWTON MEMORIAL HOSPITAL		2			2
VALUE DRUGS GREENLAWN INC		2			2
KAISER SUNNYSIDE MEDICAL CTR LAB		2			2
FHCP ASC - ORANGE CITY			2	100%	2
Kroger 407 - The Little Clinic Lexington		1	1	50%	2
ARCPONILABS OF VIRGINIA BEACH		1	1	50%	2
SHORE MEDICAL CENTER		2			2
LAKE SUCCESS EXTENDED CARE		2			2
CPL INC/BSSC PATHOLOGY		2			2
EVERYBODY'S FAMILY CLINIC		2			2
CVS MA2125POCT NATICK		1	1	50%	2
Mary Anna Nursing Home		2			2
UNM SANDOVAL REGIONAL MEDICAL CENTER		2			2
WEST FLORIDA MEDICAL ASSOCIATES, PA			2	100%	2
COBLESKILL REGIONAL HOSPITAL		2			2
LAREDO EMERGENCY ROOM			2	100%	2
Friendship Manor Inc.		2			2
WALGREENS AGUADILLA (ST 177)		2			2

COVID-19: testing by laboratory

Data through May 4, 2021 verified as of May 5, 2021 at 09:25 AM

Data in this report are provisional and subject to change.

The numbers in the table below represent the number of Florida and non-Florida residents for whom test results were received by the Department of Health. A person can be tested by more than one laboratory and can have both positive and negative results. **Therefore, the sum of the numbers in each column will be larger than the total number of people tested.**

Reporting lab	Inconclusive	Negative	Positive	Percent positive	Total
MCLAREN REGIONAL MEDICAL CENTER			2	100%	2
CVS AZ5477POCT SURPRISE		2			2
MI Nursing Restorative Center		2			2
CVS MA38POCT CHARLTON		2			2
BROOKS -TLC HOSPITAL SYSTEM			2	100%	2
Kroger 762 - The Little Clinic Clarksville		2			2
MAYO CLINIC GROUP PRACTICE LABORATORY			2	100%	2
RAPID URGENT CARE - ALBANY			2	100%	2
CVS NV5286POCT HENDERSON		2			2
Wetumpka Health and Rehab, LLC		2			2
PM PEDIATRICS OF BAYSIDE PLLC - HOPEWELL JUNCTION		2			2
WAKULLA URGENT CARE & DIAGNOSTIC			2	100%	2
ACN PHYSICIANS GROUP CORP			2	100%	2
AGILE URGENT CARE			2	100%	2
Highland Rehabilitation and Nursing Center		2			2
DALLAS BAPTIST UNIVERSITY - HEALTH SERVICES			2	100%	2
CVS IN6559POCT AVON		2			2
NAVAL BRANCH MEDICAL CLINIC			2	100%	2
Sanford Health & Rehabilitation			2	100%	2
UMHC HOLLYWOOD LABORATORY			2	100%	2
Parkwood in the Pines		2			2
PALOS COMMUNITY HOSPITAL LABORATORY			2	100%	2
OSF SAINT FRANCIS MEDICAL CENTER			2	100%	2
CHARLOTTE COUNTY HEALTH DEPARTMENT			2	100%	2
DIAGNOSTIC AFFILIATES			2	100%	2
GRACE HEALTHCARE OF LAKE WALES		1	1	50%	2
Kroger 647 - The Little Clinic Newnan Crossings		1	1	50%	2
SOUTHERN BREEZE HEALTHCARE		1	1	50%	2
UNIVERSITY OF MIAMI SCCC RESEARCH LABORATORY			2	100%	2
FLORIDA MEDICAL CLINIC, LLC			2	100%	2
MED-LAKE LABORATORY, LLC			2	100%	2
MEDEXPRESS URGENT CARE - LINCOLN		2			2
UHEALTH CARDIOLOGY			2	100%	2
ASSOCIATES IN INTERNAL MEDICINE PA			2	100%	2
BLANCHARD VALLEY HOSPITAL LABORATORY			2	100%	2
MAGNOLIA MANOR OF COLUMBUS		2			2
CVS NC6633POCT FAYETTEVILLE		2			2
NEW DISCOVERY BIOLOGICS, LLC		1	1	50%	2
CVS MA937POCT CARVER		2			2
TRINITAS REGIONAL MEDICAL CENTER		1	1	50%	2
TMH PHYSICIAN PARTNERS MONTICELLO		1	1	50%	2
Chatham Nursing and Rehab Center		2			2
ON-SITE MEDICAL SOLUTIONS		2			2
BFT LAB			2	100%	2
SIGNAL DIAGNOSTICS DBA FLOWHEALTH LABS			2	100%	2
KETTERING MEDICAL CENTER			2	100%	2

COVID-19: testing by laboratory

Data through May 4, 2021 verified as of May 5, 2021 at 09:25 AM

Data in this report are provisional and subject to change.

The numbers in the table below represent the number of Florida and non-Florida residents for whom test results were received by the Department of Health. A person can be tested by more than one laboratory and can have both positive and negative results. **Therefore, the sum of the numbers in each column will be larger than the total number of people tested.**

Reporting lab	Inconclusive	Negative	Positive	Percent positive	Total
UNIVERSITY HOSPITAL OF BROOKLYN		2			2
UNIVERSITY OF ILLINOIS HOSPITAL			2	100%	2
JOHNSON CITY MEDICAL CENTER		1	1	50%	2
SELECT MEDICAL CLINIC			2	100%	2
Parkridge Specialty Care		2			2
WILLOWBROOKE CT AT LIMA ESTATES		2			2
MISSION HOSPITAL REGIONAL MEDICAL CENTER			2	100%	2
ST ANTHONY COMMUNITY HOSPITAL LAB		1	1	50%	2
VA WNYHCS - Buffalo Division		1	1	50%	2
HERITAGE VILLAGE REHAB & SKILLED NURSING		2			2
MIDDLE TENN MENTAL HEALTH INSTITUTE		2			2
HOPE HEALTH & WELLNESS		2			2
Kroger 441 - The Little Clinic Middletown		2			2
VILLAGES HEALTH SYSTEM, LLC, THE			2	100%	2
The Palms Nursing and Rehabilitation		1	1	50%	2
POMERENE HOSPITAL			2	100%	2
VAULT HEALTH			2	100%	2
HEALTH PARTNERS REGIONAL HOSPITAL			2	100%	2
DELAWARE DIAGNOSTICS LABS			2	100%	2
CVS IN6611POCT INDIANAPOLIS		1	1	50%	2
CVS OH3306POCT AKRON		1	1	50%	2
MAJESTIC GUARDIANS			2	100%	2
Iowa Veterans Home		2			2
CIRRUS DX			2	100%	2
BAY CORRECTIONAL AND REHABILITATION FACILITY			2	100%	2
PEDIATRIC HEALTH CARE		1	1	50%	2
PRIMARY HEALTH CARE ASSOCIATES INC			2	100%	2
WALGREENS #06583		2			2
CVS NC2297335CV GREENSBORO		2			2
CSS- TWELVE OAKS			2	100%	2
PLAINS REGIONAL MEDICAL CENTER		2			2
ENVOY OF FORK UNION, LLC DBA ENVOY AT THE VILLAGE		2			2
Kroger 686 - The Little Clinic Farragut		2			2
Covington Care Nursing and Rehabilitation		2			2
VITAL CARE CLINIC, LLC			2	100%	2
JERSEY IRISH MEDICAL		2			2
SHEPHERD CENTER CLINICAL LABORATORY		2			2
GUARDIAN HOME CARE OF CENTRAL GEORGIA		2			2
BETHESDA HOSPITAL			2	100%	2
PHYSICIANS LABORATORY SERVICES			2	100%	2
REELFOOT FAMILY WALK IN CLINIC - TIPT		2			2
MOUNT SINAI MEDICAL CENTER OF FLORIDA, INC			2	100%	2
LEHIGH MEDICAL AND RESEARCH CENTER, INC			2	100%	2
ANDERSON COUNTY HOSPITAL			2	100%	2
MEDAILLE COLLEGE WELLNESS CENTER		2			2
Jersey City Medical Center		2			2

COVID-19: testing by laboratory

Data through May 4, 2021 verified as of May 5, 2021 at 09:25 AM

Data in this report are provisional and subject to change.

The numbers in the table below represent the number of Florida and non-Florida residents for whom test results were received by the Department of Health. A person can be tested by more than one laboratory and can have both positive and negative results. **Therefore, the sum of the numbers in each column will be larger than the total number of people tested.**

Reporting lab	Inconclusive	Negative	Positive	Percent positive	Total
Henry County Health and Rehabilitation		2			2
ManorCare Rehab Center of Marietta		2			2
Q ALL CARE MEDICAL PC		2			2
Kroger 853 - The Little Clinic East Broad Street		2			2
Walgreens #5065		2			2
KJ MEDICAL PRACTICE PC		2			2
JUST BELIEVE RECOVERY CENTER			2	100%	2
COLONIAL VILLA GOOD SAMARITAN CENTER		2			2
WEAKLEY COUNTY REHAB AND NURSING CENTER		2			2
CVS M05724POCT KANSAS CITY		2			2
Greystone Nursing and Rehab, LLC			2	100%	2
WALGREENS #13605		2			2
WALGREENS NO 10512		1	1	50%	2
SOUTH DAKOTA DEPARTMENT OF HEALTH		2			2
Kroger 687 - The Little Clinic Sugar Hill		1	1	50%	2
Durham VAMC		2			2
SENECA HEALTH CARE CENTER		2			2
MID-FLORIDA HEMATOLOGY AND ONCOLOGY CENTERS		2			2
Timber Ridge Health Care Center			2	100%	2
HCR MANOR CARE SERVICES OF FLORIDA III INC		2			2
NEVADA DEPARTMENT OF HEALTH AND HUMAN SERVICES			2	100%	2
CAREATC - PALM HARBOR		1	1	50%	2
LAWRENCE GENERAL HOSPITAL			2	100%	2
MAYO CLINIC COUMADIN CLINIC LABORATORY		1	1	50%	2
OHSU LABORATORY SERVICES		2			2
FLORIDA SCHOOL FOR THE DEAF & BLIND			2	100%	2
SUNSHINE PHARMACY		2			2
CQUENTIA NGS, LLC			2	100%	2
MERCY HEALTH LAB		1	1	50%	2
SWEETWATER NURSING CENTER		2			2
CVS M08581POCT BLUE SPRINGS		1	1	50%	2
MOUNT ST MARYS HOSPITAL OF NIAGARA FALLS		1	1	50%	2
SUNCOAST BLOOD BANK			2	100%	2
Van Wert Manor		2			2
AMERICAN FAMILY CARE URGENT CARE		1	1	50%	2
GILA REGIONAL MEDICAL CENTER		2			2
PruittHealth Lakehaven		2			2
HEALTH NETWORK			2	100%	2
LIFT HEALTH		2			2
Imboden Creek Living Center		2			2
UNIVERSITY MEDICAL CENTER OF SOUTHERN NEVADA (UMCSN)			2	100%	2
PHYSICIANS ASSOCIATES PA			2	100%	2
MEDEXPRESS URGENT CARE - RUSSELLVILLE, W MAIN ST		2			2
TWIN LAKES REHAB & HEALTHCARE		2			2
MEDEXPRESS URGENT CARE - CONWAY		2			2
CROSSROADS			2	100%	2

COVID-19: testing by laboratory

Data through May 4, 2021 verified as of May 5, 2021 at 09:25 AM

Data in this report are provisional and subject to change.

The numbers in the table below represent the number of Florida and non-Florida residents for whom test results were received by the Department of Health. A person can be tested by more than one laboratory and can have both positive and negative results. **Therefore, the sum of the numbers in each column will be larger than the total number of people tested.**

Reporting lab	Inconclusive	Negative	Positive	Percent positive	Total
CVS OH4327POCT PAINESVILLE		2			2
Kroger 409 - The Little Clinic Hebron Marketplace		1	1	50%	2
Guilford Health Care Center		2			2
AEGIS MEDICAL GROUP LLC			2	100%	2
YOUR DOCTOR'S OFFICE		1	1	50%	2
A+ URGENT/PRIMARY CARE			2	100%	2
CPL LABS			2	100%	2
SCDHEC BUREAU OF LABORATORIES			2	100%	2
CVS TX4794POCT ARLINGTON		2			2
RAPID RESULT CORP LLC		1	1	50%	2
Fox Subacute at Warrington		2			2
ALABAMA REFERENCE LAB			2	100%	2
AMICUS MEDICAL CENTER LLC			2	100%	2
MEDEXPRESS URGENT CARE - BROOKHAVEN		2			2
CLEVELAND CLINIC FLORIDA LABORATORY			2	100%	2
OUR LADY OF THE LAKE REGIONAL MEDICAL CENTER			2	100%	2
87TH MEDICAL GROUP – MCGUIRE AMBULATORY CARE FACILITY		2			2
Kroger 596 - The Little Clinic Brentwood		2			2
FLORIDA DEPARTMENT OF HEALTH IN ESCAMBIA COUNTY		1	1	50%	2
INTERMOUNTAIN MEDICAL CENTER			2	100%	2
LILY PHARMACY		2			2
Kroger 096 - The Little Clinic Orchard and Holly		2			2
INN AT LAPOSADA,THE			2	100%	2
DOWN HOME MEDICAL			2	100%	2
BROOKSVILLE DIALYSIS			2	100%	2
RIVIERA BEACH INTEGRATED CARE INC			2	100%	2
PUBLIX PHARMACY #1387		2			2
UT AUSTIN UNIVERSITY HEALTH SERVICES			2	100%	2
STATCARE URGENT AND WALK-IN			2	100%	2
DEPT OF HEALTH			2	100%	2
CROSSROADS URGENT CARE DBA URGENT TEA		2			2
Walgreens #19019		2			2
AHC PARIS		2			2
THE FOUNTAIN AT BOCA CIEGA BAY		2			2
Garden Isle Healthcare and Rehabilitation Center		2			2
GERM BUSTERS 911 LLC			2	100%	2
ASANTE ROGUE REGIONAL MEDICAL CENTER L		2			2
HARTFORD HEALTH CARE & REHABILITATION			2	100%	2
Avanti Wellness and Rehab			2	100%	2
LABTOX LABORATORIES			2	100%	2
HEARTLAND REGIONAL MEDICAL CENTER		1	1	50%	2
GARNET HEALTH DOCTORS		2			2
US LABS		2			2
WARD MEMORIAL HOSPITAL		2			2
ERGENT MED SAINT SIMONS			2	100%	2
COOPER CLINIC			2	100%	2

COVID-19: testing by laboratory

Data through May 4, 2021 verified as of May 5, 2021 at 09:25 AM

Data in this report are provisional and subject to change.

The numbers in the table below represent the number of Florida and non-Florida residents for whom test results were received by the Department of Health. A person can be tested by more than one laboratory and can have both positive and negative results. **Therefore, the sum of the numbers in each column will be larger than the total number of people tested.**

Reporting lab	Inconclusive	Negative	Positive	Percent positive	Total
AYASS BIOSCIENCE LLC			2	100%	2
OAKMONT OF UNION SC, LLC		2			2
C A R E S OXFORD		1	1	50%	2
MD NOW URGENT CARE MEDICAL CENTERS INC			2	100%	2
ALLSTATE HEALTH SERVICES, INC		2			2
NEMOURS CHILDREN'S PRIMARY CARE THE VILLAGES		2			2
SPRINGFIELD HOSPITAL LABORATORY			2	100%	2
BAPTIST HOSPITAL INTERNAL MEDICINE GULF BREEZE			2	100%	2
ABSOLUTE CAREGIVERS HOME HEALTH AGENCY INC			2	100%	2
Northpoint Lexington Healthcare		1	1	50%	2
Harbert Hills Academy Nursing Home		2			2
MINUTECLINIC MINUTECLINIC #4978		1	1	50%	2
VIBRA HEALTH LABORATORY			2	100%	2
NORTH DAKOTA VETERANS HOME		2			2
NYUMC CLINICAL LABORATORIES			2	100%	2
Mayaguez Outpatient Clinic		2			2
SENTARA NORFOLK GENERAL HOSPITAL			2	100%	2
PANCARE HEALTH - SNEADS ELEMENTARY			2	100%	2
WAYNE MEMORIAL HOSPITAL		2			2
ADVANCED FOOT AND ANKLE OF INDIAN RIVER		2			2
TGH Brandon Healthplex Laboratory			2	100%	2
VETERANS AFFAIRS MEDICAL CENTER - GREATER LOS ANGELES			2	100%	2
INTERNAL MEDICINE ASSOCIATES-DUNELLON			2	100%	2
Kroger 672 - The Little Clinic Bill Kennedy & Glenwood		2			2
NORTHSIDE FAMILY MEDICINE AND URGENT CARE (CUMMING)		2			2
STAGES OF LIFE MEDICAL INSTITUTE			2	100%	2
SARASOTA MEMORIAL MEDICAL URGENT CARE CENTER			2	100%	2
AL MANI HEALTH INSTUTUTE		2			2
GULF COAST MEDICAL CENTER RESPIRATORY CARE			2	100%	2
FASTCARE LLC			2	100%	2
UWMC MONTLAKE DEPT OF LAB MED			2	100%	2
INSPIRIT SENIOR LIVING			2	100%	2
LIFESPRING COMMUNITY HEALTH		2			2
HOME ACCESS HEALTH			2	100%	2
MAWD PATHOLOGY GROUP			2	100%	2
PREMIER MEDICAL CLINIC		2			2
FIRST CHOICE MEDICAL PC			2	100%	2
PUBLIX PHARMACY #1048		2			2
SUMMIT URGENT CARE PS			2	100%	2
HEALTH GROUP CENTER INC			2	100%	2
CVS MA335POCT RAYNHAM		2			2
Waycross Health and Rehabilitation		2			2
Workmens Circle Multicare Center		2			2
VA Boston HCS-West Roxbury Division		1	1	50%	2
FLORIDA PRIMARY CARE CENTER PA		2			2
SHELBYVILLE HOSPITAL COMPANY		2			2

COVID-19: testing by laboratory

Data through May 4, 2021 verified as of May 5, 2021 at 09:25 AM

Data in this report are provisional and subject to change.

The numbers in the table below represent the number of Florida and non-Florida residents for whom test results were received by the Department of Health. A person can be tested by more than one laboratory and can have both positive and negative results. **Therefore, the sum of the numbers in each column will be larger than the total number of people tested.**

Reporting lab	Inconclusive	Negative	Positive	Percent positive	Total
NEMOURS CHILDREN'S PRIMARY CARE OF VERO BEACH			2	100%	2
Cortland Acres Association		2			2
NEW YORK CITY CENTRAL COVID			2	100%	2
SUNBRIDGE CARE & REHAB FOR DECATUR		2			2
ADVENT HEALTH - OWASA			2	100%	2
NEMOURS CHILDRENS HORIZON WEST			2	100%	2
BEAUFORT MEMORIAL			2	100%	2
FEDERAL CORRECTIONAL INSTITUTION MARIANNA			2	100%	2
MELBOURNE URGENT CARE			2	100%	2
DURAND SENIOR CARE & REHAB CENTER		2			2
MEDICAL ASSOCIATES OF BREVARD DR S VYAS			2	100%	2
MOBILE COUNTY HEALTH DEPARTMENT		1	1	50%	2
HAPPY KIDZ PEDIATRICS PL		1	1	50%	2
INA		1	1	50%	2
RIDGEFIELD PEDIATRIC ASSOCIATES		2			2
LACORP		1	1	50%	2
JOHN D. ARCHBOLD MEM. HOSPITAL			2	100%	2
AMERICAN RESEARCH CENTERS OF FLORIDA			2	100%	2
COUNTRY COTTAGE		2			2
GRANDVIEW COLLEGE STUDENT HEALTH CENTE		2			2
MEDEXPRESS URGENT CARE - SOUTH CHARLESTON		2			2
BAYFRONT CARDIOVASCULAR ASSOCIATES		1	1	50%	2
EXPERTUS LABORATORIES, INC.			2	100%	2
CVS AZ9374POCT TUCSON		2			2
Eagle Health and Rehabilitation		2			2
Kroger 101 - The Little Clinic Hill Top		2			2
LABCORP OF AMERICA HOLDINGS		1	1	50%	2
ATLAS GENOMICS			2	100%	2
BAPTIST HOSPITAL PRIMARY CARE GULF BREEZE			2	100%	2
CVS OH3980POCT KENT		2			2
Manor At Perrysburg		2			2
Lenawee Medical Care Facility		2			2
LOWELL GENERAL HOSPITAL			2	100%	2
Kroger 020 - The Little Clinic Wheat Ridge		2			2
COMPLETE HEALTH MEDICAL CENTER			2	100%	2
LONG, SARAH		1	1	50%	2
Kroger 127 - The Little Clinic Lakewood-Alameda		2			2
ADVENTHEALTH EAST ORLANDO EMPLOYEE CLINIC		2			2
ASCENSION ST VINCENT'S RIVERSIDE			2	100%	2
PALMETTO BAY MEDICAL CENTER		1	1	50%	2
Alden Terrace of McHenry			2	100%	2
TRUE HEALTH INC			2	100%	2
CVS AZ9277POCT TUCSON		2			2
WE CARE HOME HEALTH SOLUTIONS LLC			2	100%	2
PALM BEACH DIABETES & ENDOCRINE SPECIALISTS PA			2	100%	2
PEACEHEALTH CENTRAL		2			2

COVID-19: testing by laboratory

Data through May 4, 2021 verified as of May 5, 2021 at 09:25 AM

Data in this report are provisional and subject to change.

The numbers in the table below represent the number of Florida and non-Florida residents for whom test results were received by the Department of Health. A person can be tested by more than one laboratory and can have both positive and negative results. **Therefore, the sum of the numbers in each column will be larger than the total number of people tested.**

Reporting lab	Inconclusive	Negative	Positive	Percent positive	Total
CVS TN5694POCT SODDY DAISY		2			2
WILCOX MEDICAL CENTER-ALMA COLLEGE		2			2
MEDPOST - NORTH DALLAS			2	100%	2
LAB PLUS, LLC			2	100%	2
BLUEWATER TOXICOLOGY			2	100%	2
AZALEA HEALTH AND REHABILITATION		2			2
TENNESSEE VALLEY HCS			2	100%	2
Manorcare Health Services - Williamsport South		2			2
Kroger 739 - The Little Clinic La Grange Road		2			2
CVS MA41POCT TAUNTON		2			2
EXPRESS CARE WALK-IN CLINIC			2	100%	2
NATIONWIDE LABORATORY SERVICES		1	1	50%	2
RICHICHI FAMILY HEALTH			2	100%	2
KEY WEST HMA PHYSICIAN MANAGEMENT, LLC			2	100%	2
THE RIM URGENT CARE			2	100%	2
CLEMENT J ZABLOCKI VAMC		2			2
WillowBrooke Court at Westminster Village		2			2
AMEDISYS HOME HEALTH OF GREENVILLE			2	100%	2
TRICORE REFERENCE LABORATORY		1	1	50%	2
POPLAR HEALTHCARE			2	100%	2
CVS NE5863POCT OMAHA		1	1	50%	2
NEMOURS CHILDRENS PRIMARY CARE CLERMONT			2	100%	2
INTEAM HEALTH, INC.			2	100%	2
FLORIDA MEDICAL CLINIC CARDIOLOGY-ZH			2	100%	2
ADVENT HEALTH CENTRAL TEXAS		1	1	50%	2
MEDEXPRESS URGENT CARE - SPRINGDALE, S 40TH STREET		2			2
JACKSON LABORATORY OF GENOMIC MEDICINE		2			2
SMITH NORTHVIEW HOSPITAL LAB			2	100%	2
PREVENTIVE HEALTH PARTNERS I L S C		2			2
PEACE RIVER MEDICAL CENTER		2			2
MANASOTA PEDIATRICS			2	100%	2
INNOVATIVE CARE II LLC			2	100%	2
MINUTECLINIC DIAGNOSTIC PA #7110		2			2
MEDEXPRESS URGENT CARE - BENTON		2			2
FRESENIUS KIDNEY CARE SOUTH ST PETERSBURG			2	100%	2
CAPE FEAR VALLEY MEDICAL CENTER			2	100%	2
ATHENA CARE RESOURCES LLC		2			2
Beecher Manor Nursing and Rehabilitation Center		2			2
BAYLOR SCOTT & WHITE COMPREHENSIVE WOUND			2	100%	2
COOL KIDZ PEDIATRICS			2	100%	2
DUBOIS CONTINUUM OF CARE COMMUNITY INC		2			2
MAGNOLIA ADULT, LLC			2	100%	2
ALL CHILDRENS PEDIATRIC CLINIC			2	100%	2
IN & OUT URGENT CARE METAIRIE			2	100%	2
Kroger 130 - The Little Clinic Colorado Springs		2			2
SIGNATURE CARE LEWISVILLE-EMERGENCY CENTER		1	1	50%	2

COVID-19: testing by laboratory

Data through May 4, 2021 verified as of May 5, 2021 at 09:25 AM

Data in this report are provisional and subject to change.

The numbers in the table below represent the number of Florida and non-Florida residents for whom test results were received by the Department of Health. A person can be tested by more than one laboratory and can have both positive and negative results. **Therefore, the sum of the numbers in each column will be larger than the total number of people tested.**

Reporting lab	Inconclusive	Negative	Positive	Percent positive	Total
Kingston of Miamisburg		2			2
EXPRESS PHARMACY INC		1	1	50%	2
HERITAGE CARE AND REHABILITATION CENTE		2			2
FIRSTCHOICE FAMILY CARE, PLLC		2			2
SALEM VAMC		2			2
ARLINGTON DIALYSIS CENTER LLC		2			2
ALBUQUERQUE - AMG SPECIALTY HOSPITAL		2			2
ROYAL OAK MEDICAL CENTER LLC DBA CHARACTER FAMILY			2	100%	2
SHELL POINT HOME HEALTH			2	100%	2
ROPER HOSPITAL			2	100%	2
GOLDSTEIN			2	100%	2
Mountainview Nursing Home		2			2
DELAWARE VETERANS HOME		2			2
SCHEURER HOSPITAL		2			2
SAWGRASS PEDIATRIC PARTNERS LLC			2	100%	2
KIVA AT MOUNT DORA			2	100%	2
ADVANCED MEDICAL OF FLORIDA			2	100%	2
ROUTE 16 PHARMACY LLC DBA HOLLAND PHAR		2			2
MIDLAND MEMORIAL HOSPITAL			2	100%	2
Sky View Rehabilitation and Health Care Center		2			2
CVS PA2296POCT MACUNGIE		2			2
RAPID MD			2	100%	2
WEST HOUSTON MEDICAL CENTER			2	100%	2
FLORIDA MEDICAL CENTER OF CLEARWATER		2			2
PULMONARY MEDICINE		2			2
Sevierville Health and Rehabilitation		2			2
WALKONCLINIC			2	100%	2
PRIMACARE MEDICAL LAKEWOOD			2	100%	2
FORT MYERS NORTH DIALYSIS		1	1	50%	2
DAVENPORT PEDIATRICS CLERMONT			2	100%	2
BRENTWOOD AT FORE RANCH			2	100%	2
CVS IN8639POCT TERRE HAUTE		2			2
VA CBOC			2	100%	2
SANTA ROSA COUNTY HEALTH DEPARTMENT			2	100%	2
SIOUX FALLS STORM		2			2
CITRUS PARK			2	100%	2
PUBLIC HEALTH LABORATORY	1		1	50%	2
CLINIC OF PLANT CITY, THE		2			2
DMC UNIVERSITY LABORATORIES		1	1	50%	2
Tuscola County Medical Care Community		2			2
Good Samaritan Society-Blackduck		1	1	50%	2
EDGEWATER RETIREMENT MANOR			2	100%	2
AVANTE OF MOUNT DORA INC		2			2
CONEMAUGH MEMORIAL MEDICAL CENTER		2			2
GOSHEN MEDICAL CENTER			2	100%	2
ONTARIO COUNTY PUBLIC HEALTH		2			2

COVID-19: testing by laboratory

Data through May 4, 2021 verified as of May 5, 2021 at 09:25 AM

Data in this report are provisional and subject to change.

The numbers in the table below represent the number of Florida and non-Florida residents for whom test results were received by the Department of Health. A person can be tested by more than one laboratory and can have both positive and negative results. **Therefore, the sum of the numbers in each column will be larger than the total number of people tested.**

Reporting lab	Inconclusive	Negative	Positive	Percent positive	Total
HCA HOUSTON ER 24/7			2	100%	2
MINUTECLINIC DIAGNOSTICS OF OKLAHOMA		2			2
SYLVAN NURSING			2	100%	2
SHANDS JACKSONVILLE CLINICAL CENTER		1	1	50%	2
TRIDENT ANTI AGING LLC			2	100%	2
BAPTIST HOSPITAL LABORATORY			2	100%	2
CHIPLEY DIALYSIS			2	100%	2
CVS TX7431POCT ROWLETT		2			2
MEDEXPRESS URGENT CARE - MYLAN			2	100%	2
CVS MA1877POCT NORTON		2			2
FLORIDA DEPARTMENT OF HEALTH IN LEE COUNTY		1	1	50%	2
ADVENTHEALTH MEDICAL GROUP OBSTETRICS			2	100%	2
CVS SC7567POCT BOILING SPRINGS		1	1	50%	2
DIAGNOSTIC CLINIC MEDICAL GROUP INC		2			2
THE WINDSOR ORTEGA		2			2
TENNESSEE DEPARTMENT OF HEALTH (TDH) - REGIONAL LABORATORY			2	100%	2
FAMILY URGENT CARE		2			2
MIDDLEBURG PEDIATRICS			2	100%	2
First Care Living Center/Essentia Health			2	100%	2
PREMIER FAMILY CARE I, INC			2	100%	2
AHC Humboldt		2			2
NEIGHBORCARE PHARMACY SERVICES		2			2
SUNNYSIDE MANOR		2			2
ORCHARD LABORATORIES			2	100%	2
PINARD HOME HEALTH SERVICES INC			2	100%	2
Warren Center for Rehabilitation and Nursing		2			2
MARTINSBURG VAMC		2			2
HELEN HAYES HOSPITAL LABORATORY		2			2
Lynwood		2			2
RENFREW CENTERS INC		2			2
TALLAHASSEE MEMORIAL HEALTHCARE FAMILY MED RESIDENCY			2	100%	2
Jewish Home of Rochester		2			2
Kroger 426 - The Little Clinic Suwanee		2			2
YOUTH AND YOU, INC		2			2
CARINGPLUS HOMECARE LLC		1	1	50%	2
PIEDMONT ATHENS REGIONAL HOSPITAL LAB			2	100%	2
THE HOSPITAL OF PROVIDENCE EMERGENCY ROOM			2	100%	2
TLC MEDICAL			2	100%	2
MCCALLIE SCHOOL-STUDENT HEALTH CENTER		2			2
CRUC CMCH-COVID-19		2			2
BERGEN COUNTY SURGICAL AND ENDOSCOPY CENTER		2			2
Iron County Medical Care Facility		2			2
ROBERTS WESLEYAN COLLEGE HEALTH CENTE		2			2
FLORIDA SOUTHERN COLLEGE		1	1	50%	2
INTEGRATED REGIONAL LABS			2	100%	2
SPECTRA EAST INC		1	1	50%	2

COVID-19: testing by laboratory

Data through May 4, 2021 verified as of May 5, 2021 at 09:25 AM

Data in this report are provisional and subject to change.

The numbers in the table below represent the number of Florida and non-Florida residents for whom test results were received by the Department of Health. A person can be tested by more than one laboratory and can have both positive and negative results. **Therefore, the sum of the numbers in each column will be larger than the total number of people tested.**

Reporting lab	Inconclusive	Negative	Positive	Percent positive	Total
Virginia Gay Nursing and Rehab		2			2
AFC PHYSICIANS OF FLORIDA, PA			2	100%	2
PATIENT FIRST MEDICAL CENTER-CARYTOWN			2	100%	2
WYCLIFFE BIBLE TRANSLATORS		2			2
JASPER MEMORIAL HOSPITAL		1	1	50%	2
CVS AZ7855POCT TUCSON		1	1	50%	2
CARBON HEALTH			2	100%	2
BELLIN HOSPITAL			2	100%	2
PUBLIX PHARMACY #1092		2			2
FALCON HEALTH CENTER			2	100%	2
METHODIST HEALTHCARE - MEMPHIS HOSP		2			2
GREEN BAY BLIZZARD OFFICE		2			2
MATHER HOSPITAL			2	100%	2
Piney Grove Nursing and Rehabilitation Center		2			2
DOCTORS CARE - AIKEN MALL			2	100%	2
ACCELERATED URGENT CARE		2			2
Harris Hill Nursing Facility		2			2
CATHOLIC HEALTH LABORATORY SERVICES		2			2
MOBILE MEDICAL UNIT- SAINT JOSEPH REG		2			2
WEST BOCA MEDICAL CENTER			2	100%	2
CARENOW LENEXA			2	100%	2
WURLAND NURSING AND REHABILITATION, L		2			2
DALLAS MEDICAL CENTER			2	100%	2
DALLAS VA MEDICAL CENTER - VA NORTH TEXAS HEALTH CARE SYSTEM			2	100%	2
PALM BAY COMMUNITY OUTPATIENT CLINIC		2			2
ASSOCIATES IN UROGYNECOLOGY MD LLC		2			2
SUMMIT CLINICAL LABORATORIES LLC			2	100%	2
EASTLAKE MEDICAL CENTER		2			2
STUART SURGERY CENTER, LLC			2	100%	2
MY INSTADOC - HOWELL URGENT CARE		2			2
BLOSSOMS ASSISTED LIVING 1 LLC			2	100%	2
SOUTHSIDE FAMILY MEDICAL		2			2
UMASS MEMORIAL MEDICAL CENTER, INC		1	1	50%	2
RESOLUTE PAIN SOLUTIONS		2			2
EXCEPTIONAL EMERGENCY CENTER - AMARILLO			2	100%	2
PRESTIGE EMERGENCY ROOM LLC			2	100%	2
Elba Nursing and Rehabilitation Center, LLC		2			2
CVS NC2559POCT CHARLOTTE		2			2
Cypress Cove Center		2			2
Kroger 549 - The Little Clinic Clinton Highway		2			2
MEDEXPRESS URGENT CARE - LINCOLN N 26T		2			2
UNIVERSITY OF MN MEDICAL CENTER EAST CAMPUS			2	100%	2
Lake Charles Healthcare LLC dba Landmark Lake Charles			2	100%	2
MEDLOGIC, LLC		2			2
Walgreens #12427		1	1	50%	2
NEW YORK CITY DEPARTMENT OF HEALTH			2	100%	2

COVID-19: testing by laboratory

Data through May 4, 2021 verified as of May 5, 2021 at 09:25 AM

Data in this report are provisional and subject to change.

The numbers in the table below represent the number of Florida and non-Florida residents for whom test results were received by the Department of Health. A person can be tested by more than one laboratory and can have both positive and negative results. **Therefore, the sum of the numbers in each column will be larger than the total number of people tested.**

Reporting lab	Inconclusive	Negative	Positive	Percent positive	Total
WHITESANDS OUTPATIENT TREATMENT		2			2
BAPTIST HEALTH PRIMARY CARE AT DORAL			2	100%	2
MIDWAY SPECIALTY CARE CENTER INC		2			2
MEMORIAL HERMANN HOSPITAL			2	100%	2
SOUTHERN TENNESSEE MEDICAL CENTER			2	100%	2
PIEDMONT WALTON HOSPITAL		2			2
EASTERN NIAGARA HOSPITAL		2			2
PRECISION DIAGNOSTIC INC		2			2
COX HEALTH SOUTH LAB		1	1	50%	2
FLORIDA MEDICAL CLINIC RADIOLOGY DALE MABRY		2			2
Arbors at Stow		2			2
CVS AZ5892POCT LAVEEN		2			2
BOND COMMUNITY HEALTH CENTER			2	100%	2
CROSSTOWN PHARMACY		2			2
PLASMA MED RESEARCH DBA		2			2
WARE EXPRESS CARE			2	100%	2
Sanctuary Health Wadsworth		2			2
FLORIDA CLINICAL LABORATORY INC			2	100%	2
HPH HOME CARE		1	1	50%	2
BUFFALO CROSSINGS HEALTHCARE AND REHABILITATION CENTER			2	100%	2
SENDER RETREAT ADULT DAY CARE CENTERS			2	100%	2
St. Luke's Care Center		2			2
Bethel Lutheran Home		2			2
HEALTH & REHAB CTR AT DOLPHINS VIEW, THE			2	100%	2
NEW YORK UNIVERSITY MEDICAL CENTER			2	100%	2
UNIVERSITY OF VERMONT MEDICAL CENTER			2	100%	2
ORLANDO DIALYSIS		1	1	50%	2
SIMMONS			2	100%	2
CHRISTUS SPOHN HOSPITAL			2	100%	2
FRASER MEMORIAL HOSPITAL		1	1	50%	2
PM PEDIATRICS OF BAYSIDE, PLLC - RIVE		2			2
DESERT SPRINGS HOSPITAL			2	100%	2
CITRUS DERMATOLOGY			2	100%	2
CVS IN6555POCT BROWNSBURG		2			2
CITY OF NEW YORK DEPARTMENT OF HEALTH			2	100%	2
PHYSICIANS PREMIER			2	100%	2
SUMMERFIELD RETIREMENT LIVING, INC			2	100%	2
Garden Care Center		2			2
RAINY LAKE MEDICAL CENTER			2	100%	2
Alden Des Plaines			2	100%	2
Village Green Health & Rehabilitation		2			2
MINUTE CLINIC DIAGNOSTICS OF IN, LLC #6252		2			2
NLC LABS			2	100%	2
CORTLAND PARK REHABILITATION AND NURSING CENTER		1	1	50%	2
CALIFORNIA DIVISION OF COMMUNICABLE DISEASE CONTROL			2	100%	2
CVS PHARMACY INC DBA CVS/PHARMACY # 10600		2			2

COVID-19: testing by laboratory

Data through May 4, 2021 verified as of May 5, 2021 at 09:25 AM

Data in this report are provisional and subject to change.

The numbers in the table below represent the number of Florida and non-Florida residents for whom test results were received by the Department of Health. A person can be tested by more than one laboratory and can have both positive and negative results. **Therefore, the sum of the numbers in each column will be larger than the total number of people tested.**

Reporting lab	Inconclusive	Negative	Positive	Percent positive	Total
LARKIN COMMUNITY HOSPITAL PALM SPRINGS CAMPUS		1	1	50%	2
SACRED HEART HOSPITAL ON THE EMERALD			2	100%	2
CARESPOT URGENT CARE		1	1	50%	2
Kroger 412 - The Little Clinic Oxford		2			2
RUST MEDICAL CENTER		2			2
Oakmont of Katy Nursing and Rehabilitation		2			2
FLORIDA KEYS PED & ADOLES CTR			2	100%	2
NIAGARA APOTHECARY INC		2			2
WELLSTAR SPALDING REGIONAL MEDICAL CENTER		2			2
SYNEOS HEALTH			2	100%	2
Jacob's Creek Nursing and Rehabilitation Center		2			2
STEWART ST ELIZABETH MEDICAL CENTER			2	100%	2
CARTERSVILLE URGENT CARE		1	1	50%	2
POINT OF CARE PRIVATE HEALTH MANAGEMENT			2	100%	2
BMC/JACSONVILLE		1	1	50%	2
ASCENSION ST MICHAEL'S HOSPITAL LAB		1	1	50%	2
EXCUSED ABSENCE PLLC		2			2
ILLINOIS DEPT OF PUBLIC HEALTH LABS			2	100%	2
UNITY LONGPOND		2			2
RM PHARMACY SERVICES INC		1	1	50%	2
APPLECARE VALDOSTA			2	100%	2
RIVER CITY MEDICAL ASSOCIATES, INC			2	100%	2
Essex Center for Rehabilitation and Healthcare		2			2
FLORIDA SPINE AND PAIN SPECIALISTS			2	100%	2
Cedar Valley Nursing & Rehab Center		2			2
MY PHARMACY			2	100%	2
UPSON REGIONAL MEDICAL CENTER		1	1	50%	2
UTMB PATHOLOGY CLINICAL SERVICES LABORATORY			2	100%	2
U OF MIAMI MILLER SCHOOL OF MEDICINE			2	100%	2
FL DEPT OF HEALTH MARION COUNTY MOBILE HEALTH UNIT			2	100%	2
Beth Sholom Home of Eastern Virginia		1	1	50%	2
Buena Vista Care Center		2			2
Absolut Care at Three Rivers		2			2
ROYAL CARE MEDICAL CENTER			2	100%	2
CVS MD1490POCT GAITHERSBURG		2			2
ATLANTIC DIAGNOSTICS			2	100%	2
MINUTECLINIC DIAG OF IND, LLC #6250		2			2
WELL HEALTH LABS			2	100%	2
BAPTIST HEALTH PRIMARY CARE HOMESTEAD			2	100%	2
LINIL VISITING NURSES, INC		2			2
CVS OH6185POCT PICKERINGTON		2			2
NOVA SOUTHEASTERN UNIVERSITY - STUDENT MEDICAL CTR			2	100%	2
ACCESS MEDICAL GROUP OF TAMPA II, INC		2			2
MILLERSVILLE UNIVERSITY HEALTH SERVICE		2			2
Walgreens #9890		2			2
DELRAY BEACH HEALTH CENTER			2	100%	2

COVID-19: testing by laboratory

Data through May 4, 2021 verified as of May 5, 2021 at 09:25 AM

Data in this report are provisional and subject to change.

The numbers in the table below represent the number of Florida and non-Florida residents for whom test results were received by the Department of Health. A person can be tested by more than one laboratory and can have both positive and negative results. **Therefore, the sum of the numbers in each column will be larger than the total number of people tested.**

Reporting lab	Inconclusive	Negative	Positive	Percent positive	Total
UNIVERSITY OF BALTIMORE WASHINGTON MEDICAL CENTER			2	100%	2
University Center East			2	100%	2
BRADENTON DIALYSIS			2	100%	2
Douglas County Health Center		2			2
ELMHURST MEMORIAL HOSPITAL			2	100%	2
Walgreens #10207		2			2
DOCTORS CARE OF PALM COAST			2	100%	2
MOORE CLINICAL RESEARCH INC			2	100%	2
ST. JOSEPH REGIONAL MEDICAL CENTER			2	100%	2
PTC LABORATORIES			2	100%	2
ORLANDO LUTHERAN TOWERS		1	1	50%	2
Kroger 400 - The Little Clinic Hartley Bridge Rd		1	1	50%	2
The Laurels of Hendersonville		2			2
NORTON IMMEDIATE CARE CENTER - PRESTON			2	100%	2
PHOEBE BERKS HEALTH CARE CENTER		2			2
The Suites at Western Home Communities		2			2
TMH EC NORTHEAST LABORATORY			2	100%	2
Bedford Care Center of Hattiesburg		2			2
DAYTONA BEACH CENTRA CARE			2	100%	2
JULIE STAATS DO		2			2
BIONIC TECHNOLOGIES CORPORATION			2	100%	2
CEDARS-SINAI MEDICAL CENTER			2	100%	2
HOUSTON HEALTH DEPARTMENT - BUREAU OF LABORATORY SERVICES			2	100%	2
MEDEXPRESS URGENT CARE PENNSVILLE		2			2
MINERS COLFAX MEDICAL CENTER		2			2
Aurora CBOC			2	100%	2
NORTHSIDE FAMILY MEDICINE AND URGENT CARE (EAST COBB)		2			2
GET WELL EXPRESS URGENT CARE & WALK-IN CLINIC			2	100%	2
INTERNAL MEDICINE SPECIALISTS MEDICAL GROUP, PA		2			2
GSM OCED Subsection			2	100%	2
GULF COAST REGIONAL MEDICAL CARE		2			2
Eugene J. Towbin Healthcare Center		2			2
LIFETIME FAMILY URGENT CARE			2	100%	2
BNJ		2			2
BUCKINGHAM PAVILION INC		2			2
ROCKEFELLER UNIVERSITY CLINICAL GENOMICS LABORATOR		2			2
NEW BRIDGE MEDICAL CENTER		2			2
AVERA MEDICAL GROUP			2	100%	2
PALM WEST INTERNIST PA			2	100%	2
BERNHARDT LABORATORIES INC			2	100%	2
UNIVERSITY OF MISSOURI HEALTH CARE			2	100%	2
PATIENT FIRST-BATTLEFIELD			2	100%	2
RAPID MEDLAB (002MO)		2			2
PROFESSIONAL DIALYSIS CENTER			2	100%	2
NEW YORK PSYCHIATRIC INSTITUTE		2			2
MARCO ISLAND HOSPITAL INC D/B/A		1	1	50%	2

COVID-19: testing by laboratory

Data through May 4, 2021 verified as of May 5, 2021 at 09:25 AM

Data in this report are provisional and subject to change.

The numbers in the table below represent the number of Florida and non-Florida residents for whom test results were received by the Department of Health. A person can be tested by more than one laboratory and can have both positive and negative results. **Therefore, the sum of the numbers in each column will be larger than the total number of people tested.**

Reporting lab	Inconclusive	Negative	Positive	Percent positive	Total
MEDEXPRESS URGENT CARE - DERBY N ROCK		2			2
JUPITER PEDIATRIC ASSOCIATES, PA		1	1	50%	2
WillowBrooke Court at Southampton Estates		2			2
MEDEXPRESS URGENT CARE - O'FALLON		2			2
METHODIST MANSFIELD MEDICAL CENTER			2	100%	2
ACKERMAN CANCER CENTER		2			2
FAST TEST NOW		2			2
CVS MINUTE CLINIC #5836		2			2
Kroger 477 - The Little Clinic Fort Mitchell		2			2
MEDEXPRESS URGENT CARE, MILLCREEK		2			2
CHESTERFIELD HEALTHCARE GROUP, INC		2			2
ManorCare Health Services Peters Township		2			2
GOUVERNEUR HOSPITAL LABORATORY		2			2
SWIFT CREEK HEALTH CENTER AT THE TEMPL		2			2
MIDWAY PRIMARY CARE LLC		2			2
WATERS PEDIATRIC CENTER			2	100%	2
Mount Olivet Careview Home		2			2
ADVENTHEALTH IMAGING PARTIN SETTLEMENT			2	100%	2
ALL PEDIATRIC CARE PA			2	100%	2
NEMOURS CHILDRENS PRIMARY CARE			2	100%	2
KANSAS CITY VA MEDICAL CENTER			2	100%	2
METROHEALTH SYSTEM			2	100%	2
MEDEXPRESS URGENT CARE - MARTINSVILLE		2			2
ATVIVO LLC		2			2
MD NOW URGENT CARE CENTER INC.			2	100%	2
ROCKLEDGE HEALTH & REHABILITATION CENTER			1	100%	1
NATIONAL GENETIC INSTITUTE			1	100%	1
CENTER AT WATERFRONT		1			1
NORTON HOSPITAL			1	100%	1
WESTEX URGENT CARE, PLLC			1	100%	1
Masonic Medical Research Institute			1	100%	1
BLUE RIDGE URGENT CARE MORGANTON			1	100%	1
ALL PRO ORTHOPEDICS & SPORTS MEDICINE, PA			1	100%	1
St. Anthonys Nursing and Rehab			1	100%	1
RIVERTON CBOC			1	100%	1
HAWKEYE CARE CENTER DUBUQUE		1			1
CORVALLIS CLINIC PC LAB		1			1
Northwest Metro VA OPC		1			1
YOUR KIDS URGENT CARE			1	100%	1
IC LABS			1	100%	1
ST LUKES SURGICAL AT THE VILLAGES INC			1	100%	1
MED LAB SERVICES, LLC			1	100%	1
TRIPLE O RESEARCH INSTITUTE PA			1	100%	1
ADVANCE GASTROENTEROLOGY			1	100%	1
FLORIDA KEYS PED AND ADOLES CTR			1	100%	1
CHILDRENS HEALTHCARE CTE OF NORTHERN		1			1

COVID-19: testing by laboratory

Data through May 4, 2021 verified as of May 5, 2021 at 09:25 AM

Data in this report are provisional and subject to change.

The numbers in the table below represent the number of Florida and non-Florida residents for whom test results were received by the Department of Health. A person can be tested by more than one laboratory and can have both positive and negative results. **Therefore, the sum of the numbers in each column will be larger than the total number of people tested.**

Reporting lab	Inconclusive	Negative	Positive	Percent positive	Total
Parkside Manor		1			1
Walgreens #9121		1			1
AURORA MEDICAL CENTER-KENOSHA			1	100%	1
EAST END PEDIATRICS		1			1
MEDICAL CITY DENTON			1	100%	1
SYNAPSE ANALYTICAL LABS		1			1
BGB SUMMIT MEDICAL GROUP		1			1
MEDEXPRESS URGENT CARE - MT EPHRAIM		1			1
Medilodge of Kalamazoo		1			1
MID-SOUTH URGENT CARE, PLLC			1	100%	1
AVERA ST. MARY'S HOSPITAL			1	100%	1
FIRST MEDICAL RESPONSE OF TEXAS, INC			1	100%	1
J F K PEDIATRICS			1	100%	1
CFHC - FROSTPROOF			1	100%	1
Stonespring Transitional Care		1			1
Piqua Manor		1			1
ADVENTHEALTH HOME CARE WATERMAN			1	100%	1
CTMD MEDICAL CENTER, PA			1	100%	1
PIEDMONT NEWTON HOSPITAL		1			1
PALM BEACH PEDIATRIC UROLOGY			1	100%	1
Mountain City Care and Rehabilitation Center		1			1
WATERSIDE HEALTH & REHAB CENTER, LLC		1			1
METHODISM MIDLOTHIAN MEDICAL CENTER			1	100%	1
NEW ULM MEDICAL CENTER			1	100%	1
HIBISCUS COURT			1	100%	1
NHSN_AIMS		1			1
CORE OCCUPATIONAL MEDICINE			1	100%	1
MARIANNA DIALYSIS CENTER			1	100%	1
Juniper Village at Bucks County		1			1
ATHENS MEDICAL CENTER			1	100%	1
ARCADIA OUTREACH LAB			1	100%	1
NORTH WEST FLORIDA DIAGNOSTIC ENOCRINOLOGY CLINIC			1	100%	1
ALVERNIA UNIVERSITY HEALTH AND WELLNESS CENTER		1			1
MARYLAND DEPARTMENT OF HEALTH AND MENTAL HYGIENE-LABORATORIES			1	100%	1
HUNEYCUTT FAMILY PRACTICE			1	100%	1
MED CHOICE CENTER OF NORTH MIAMI			1	100%	1
AUTUMN HOUSE			1	100%	1
HSRE-ASL CASSELBERRY TRS, LLC			1	100%	1
HATLEY HEALTH CARE, INC		1			1
SOUTHWESTERN STATE HOSPITAL LABORATORY			1	100%	1
EMERALD HEALTH CARE		1			1
Fulton County Medical Center Long Term Care			1	100%	1
TALLAHASSEE DIALYSIS		1			1
Kroger 63 - The Little Clinic Glassford Hill Rd		1			1
PSL JAX BEACH OPERATIONS LLC			1	100%	1
LAB. CORP. OF AMERICA			1	100%	1

COVID-19: testing by laboratory

Data through May 4, 2021 verified as of May 5, 2021 at 09:25 AM

Data in this report are provisional and subject to change.

The numbers in the table below represent the number of Florida and non-Florida residents for whom test results were received by the Department of Health. A person can be tested by more than one laboratory and can have both positive and negative results. **Therefore, the sum of the numbers in each column will be larger than the total number of people tested.**

Reporting lab	Inconclusive	Negative	Positive	Percent positive	Total
CARESPOT - WELLINGTON			1	100%	1
PATHOLOGY		1			1
ORMOND MEDICAL ARTS FAMILY PRACTICE PL			1	100%	1
TITUSVILLE CENTER FOR SURGICAL EXCELLENCE LLC		1			1
THYROID SPECIALTY LABORATORY			1	100%	1
HOLYOKE MEDICAL CENTER			1	100%	1
MEDEXPRESS WELL - OLDSMAR			1	100%	1
EASTSIDE URGENT CARE			1	100%	1
INTERNAL MEDICINE GROUP OF WINTER HAVEN PA		1			1
URGENT CARE 24/7 TAMPA			1	100%	1
WASHINGTON CENTER FOR REHABILITATION A		1			1
CLARKSVILLE MANOR INC		1			1
LIFESTREAM BEHAVIORAL CENTER INC			1	100%	1
INTERNAL MEDICINE,SCOTTS VALLEY OFFICE, PALO ALTO MEDICAL FOUNDATION			1	100%	1
PREVENTIVE CARDIOLOGY AND INTERNAL MEDICINE ASSOCI			1	100%	1
ENCOMPASS HEALTH REHABILITATION HOSPITAL OF UTAH		1			1
MEDICAL UNIVERSITY OF SOUTH CAROLINA			1	100%	1
Oak Hill Health & Rehabilitation Center			1	100%	1
EXACCARE KINGSTON, LLC			1	100%	1
INDIANA INTERNAL MEDICINE			1	100%	1
Accordius Health at Gastonia			1	100%	1
PINEBROOK CARE AND REHABILITATION CENTER□			1	100%	1
CLINICAL MICROBIOLOGY LAB FAIRVIEW UNIVERSITY HOSPITAL			1	100%	1
NHC HEALTH CARE CENTER		1			1
PRESTIGE ER			1	100%	1
Kroger 527 - The Little Clinic Hwy 70 S.		1			1
WMG URGENT CARE WOODSTOCK			1	100%	1
SHAW MEDICAL GROUP LLC			1	100%	1
SPHERE DX			1	100%	1
KELLY			1	100%	1
WILLOW DALE WELLNESS VILLAGE APARTMENT		1			1
Waycross VA CBOC		1			1
SUNY AT STONY BROOK			1	100%	1
QLABS			1	100%	1
UNIVERSITY OF TOLEDO MEDICAL CENTER			1	100%	1
SACRED HEART HOSPITAL NURSING			1	100%	1
SOMA MEDICAL CENTER PA #4			1	100%	1
MIAMI CHILDRENS HOSPITAL MIDTOWN OUTPATIENT CENTER			1	100%	1
EAST LANSING OPCO		1			1
CLINICAL LABORATORY DEPARTMENT			1	100%	1
Lodge Nursing & Rehab Center		1			1
NEMOURS CHILDRENS URGENT CARE			1	100%	1
PENROSE HOSPITAL			1	100%	1
Heartland of Pittsburgh PA, LLC		1			1
BIOLOGICAL AND CHEMICAL EMERGENCIES LABORATORY			1	100%	1
MANOR CARE OF DELRAY BEACH FL LLC		1			1

COVID-19: testing by laboratory

Data through May 4, 2021 verified as of May 5, 2021 at 09:25 AM

Data in this report are provisional and subject to change.

The numbers in the table below represent the number of Florida and non-Florida residents for whom test results were received by the Department of Health. A person can be tested by more than one laboratory and can have both positive and negative results. **Therefore, the sum of the numbers in each column will be larger than the total number of people tested.**

Reporting lab	Inconclusive	Negative	Positive	Percent positive	Total
KIOSK MEDICINE OF KENTUCKY LLC		1			1
Kempsville Health and Rehab Center		1			1
NEW RIVER HEALTH DISTRICT			1	100%	1
MEDICAL EXAMINERS OFFICE, LEESBURG			1	100%	1
ST. JOHN HOSPITAL & MEDICAL CENTER			1	100%	1
CARENOW LAKE WORTH			1	100%	1
Diversicare of Ripley		1			1
Monument Health Custer Care Center		1			1
DSL TENANT II LLC			1	100%	1
SANCHEZ CAZAU MEDICAL GROUP			1	100%	1
MARYWOOD HEIGHTS		1			1
PARKWAY REGIONAL MEDICAL CENTER LAB			1	100%	1
CARENOW URGENT CARE-HENDERSONVILLE		1			1
CVS TX7824POCT GARLAND		1			1
WALGREENS #05150		1			1
DOCTORS MEDICAL CENTER			1	100%	1
NEMOURS CHILDREN'S PRIMARY CARE			1	100%	1
HARDIN MEMORIAL HOSPITAL - HEARTLAND PATHOLOGY CONSULTANTS			1	100%	1
SUNSHINE URGENT CARE			1	100%	1
WELLINGTON WEST 100176			1	100%	1
AMERICAN FAMILY CARE - SMYRNA			1	100%	1
DORAL KIDNEY CENTER			1	100%	1
UUHC - REDSTONE HEALTH CENTER LABORATORY			1	100%	1
Advanced Rehabilitation of Vernon		1			1
FLORIDA HEART AND VASCULAR MULTISPECIALTY GROUP PA			1	100%	1
VIP STARNETWORK		1			1
ANDREWS			1	100%	1
HALIFAX HEALTH PRIMARY CARE ORMOND			1	100%	1
Central Alabama Veterans HCS - East Campus		1			1
Kroger 539 - The Little Clinic Memorial Blvd.		1			1
CLINTON DRUG STORE		1			1
PALMETTO CHARTER SCHOOL		1			1
HAMILTON CI MAIN UNIT ANNEX/ WORK CAMP			1	100%	1
CLEVELAND CLINIC OUTPATIENT LABORATORY			1	100%	1
Medilodge of Midland		1			1
St. Catherine's manor of Findlay		1			1
Good Samaritan Society-Atkinson		1			1
American Fork Care Center dba Heritage Care Center		1			1
NIHCC			1	100%	1
ALPHA CLINICAL LABORATORY CORP.			1	100%	1
CARE ADVANTAGE			1	100%	1
WOODSTOCK HEALTH DEPARTMENT			1	100%	1
UCSD MICROBIOLOGY LABORATORY			1	100%	1
Southwest Louisiana Veterans Home			1	100%	1
NULEASE MEDICAL SOLUTIONS			1	100%	1
IDAHO HEALTH DEPARTMENT			1	100%	1

COVID-19: testing by laboratory

Data through May 4, 2021 verified as of May 5, 2021 at 09:25 AM

Data in this report are provisional and subject to change.

The numbers in the table below represent the number of Florida and non-Florida residents for whom test results were received by the Department of Health. A person can be tested by more than one laboratory and can have both positive and negative results. **Therefore, the sum of the numbers in each column will be larger than the total number of people tested.**

Reporting lab	Inconclusive	Negative	Positive	Percent positive	Total
FAMILY MEDICAL CARE OF MOUNT DORA INC			1	100%	1
PUBLIC HEALTH LABORATORIES			1	100%	1
METHODIST HOSPITAL SOUTHLAKE			1	100%	1
ELLCOTT CENTER FOR REHABILITATION AND		1			1
UNITED PHYSICIAN GROUP FAMILY MEDICINE OF HAMPTON		1			1
Miller Health Care Center			1	100%	1
MED BAR LLC		1			1
VA Ann Arbor HCS - Toledo CBOC		1			1
ROSE MEDICAL CENTER LAB			1	100%	1
Encompass Health Rehab Hosp Tinton Falls		1			1
MEDCARE QUALITY MEDICAL CENTER LLC			1	100%	1
Kroger - KRO03400316			1	100%	1
PROVIDENCE HOSPITAL			1	100%	1
WALGREENS #05432		1			1
AMERICA'S ER SITE 002 LLC			1	100%	1
LOUISIANA STATE LAB			1	100%	1
Allen Health and Rehabilitation		1			1
TRUMAN MEDICAL CENTER - HOSPITAL HILL			1	100%	1
Riverside Nursing & Rehabilitation Center		1			1
HANCOCK REGIONAL HOSPITAL		1			1
JOHN HOPKINS WELLNESS CENTER PEPSICO			1	100%	1
APPLECARE URGENT CARE			1	100%	1
CONCORDIA MANOR			1	100%	1
DEVITA		1			1
SIGNATURE CARE MEMORIAL CITY			1	100%	1
SUN CITY DIAGNOSTIC CENTER			1	100%	1
STATE OF CALIFORNIA DOH SERVICES			1	100%	1
HILTON HEAD HOSPITAL/INPATIENT			1	100%	1
RIO GRANDE REGIONAL HOSPITAL FAMILY PRACTICE CLINC			1	100%	1
Orange City Nursing and Rehab Center			1	100%	1
NORWOOD HEALTH CENTER		1			1
MISSION HOSPITAL - MEMORIAL CAMPUS			1	100%	1
Kroger 588 - The Little Clinic Thompsons Station		1			1
MONONGAHELA VALLEY HOSPITAL			1	100%	1
Avantara Lake Norden		1			1
Diversicare of Eupora		1			1
MYCLINIC, INC			1	100%	1
GEAUGA REGIONAL HOSPITAL		1			1
CAN COMMUNITY HEALTH NORTH MIAMI, FL		1			1
SOUTHERN HILLS MEDICAL CENTER			1	100%	1
MEDEXPRESS URGENT CARE - WILLINGBORO		1			1
CLINICAL RESEARCH OF WEST FLORIDA		1			1
SUTTER HEALTH SACRAMENTO SIERRA REGION			1	100%	1
Oakview Manor Health and Rehab		1			1
BIOMERIEUX			1	100%	1
CVS PA2867POCT FOLSOM		1			1

COVID-19: testing by laboratory

Data through May 4, 2021 verified as of May 5, 2021 at 09:25 AM

Data in this report are provisional and subject to change.

The numbers in the table below represent the number of Florida and non-Florida residents for whom test results were received by the Department of Health. A person can be tested by more than one laboratory and can have both positive and negative results. **Therefore, the sum of the numbers in each column will be larger than the total number of people tested.**

Reporting lab	Inconclusive	Negative	Positive	Percent positive	Total
KIOSK MEDICINE KENTUCKY LLC		1			1
SANTA CRUZ COUNTY HEALTH SERVICES			1	100%	1
LEXINGTON HOSPITAL CORPORATION			1	100%	1
NORTHSIDE HOSPITAL GWINNETT		1			1
BACON COUNTY HOSPITAL		1			1
LANGLADE			1	100%	1
MEDEXPRESS URGENT CARE - LAWTON		1			1
Kroger 447 - The Little Clinic Lebanon		1			1
Kroger 825 - The Little Clinic Dorothy Lane		1			1
Vi at Aventura		1			1
CMC MERCY LABORATORY			1	100%	1
PEDIATRIC PARTNERS ZEPHYRHILLS			1	100%	1
Kroger - KRO01100688			1	100%	1
Signature HealthCare of Bowling Green		1			1
Smg At Bridgewater Family Medicine		1			1
HALIFAX FAMILY HEALTH CENTER			1	100%	1
POMPANO BEACH ARTIFICIAL KIDNEY CENTER			1	100%	1
HYDE PARK MEDICAL CENTER		1			1
Imperial Healthcare Centre			1	100%	1
SHAH			1	100%	1
CAREAGE PLASTIC SURGERY			1	100%	1
Kroger 57 - The Little Clinic Jay C Charlestown		1			1
Chatsworth Health Care		1			1
CONEY ISLAND HOSP			1	100%	1
RENEGADEXBIO, PBC	1				1
Bridgeway Care and Rehabilitation Center		1			1
TEXAS HEALTH HARRIS METHODIST HOSPITAL			1	100%	1
AMBULATORY CARE CLINIC, LLC			1	100%	1
GALVESTON COUNTY HEALTH DISTRICT			1	100%	1
Towne Manor East		1			1
CYPRESS CREEK OUTPATIENT SURGICAL CTR, LLC			1	100%	1
CARDIAC AND VASCULAR CONSULTANTS MD PA		1			1
CHC SOUTHWEST FLORIDA LAB-LIVE			1	100%	1
SOPHIA MEDICAL ASSOCIATES, PC			1	100%	1
Brynwood Health & Rehabilitation Center			1	100%	1
WINTER PARK MEMORIAL HOSPITAL LABORATORY		1			1
MID FLORIDA DERMATOLOGY ASSOCIATES PA			1	100%	1
CONWAY - SHERWOOD URGENT CARE			1	100%	1
KINGMAN REGIONAL MEDICAL CENTER			1	100%	1
UNITYPOINT HEALTH TRINITY			1	100%	1
PROGRESSIVE URGENT CARE, PC			1	100%	1
COLUMBIA CREST CARE & RAHAB		1			1
CLEVELAND CLINIC AKRON GENERAL			1	100%	1
Linley Park Rehabilitation & Healthcare Center		1			1
LIFE CARE CENTER OF CLEVELAND		1			1
FLAGLER CARE CENTER			1	100%	1

COVID-19: testing by laboratory

Data through May 4, 2021 verified as of May 5, 2021 at 09:25 AM

Data in this report are provisional and subject to change.

The numbers in the table below represent the number of Florida and non-Florida residents for whom test results were received by the Department of Health. A person can be tested by more than one laboratory and can have both positive and negative results. **Therefore, the sum of the numbers in each column will be larger than the total number of people tested.**

Reporting lab	Inconclusive	Negative	Positive	Percent positive	Total
			1	100%	1
APOLLO ADVANCED HOME HEALTH CORP			1	100%	1
QUICKCARE HEALTH, INC			1	100%	1
HEALTHCARE ASSOCIATES OF IRVING, LLP			1	100%	1
VIVEX/UMTB BIOMEDICAL			1	100%	1
BROOKDALE FORT MYERS LAKES PARK			1	100%	1
OPTUM MEDICAL CLINIC IN ROCKRIMMON			1	100%	1
ARBOR TERRACE AT CITRUS PARK			1	100%	1
Kroger 682 - The Little Clinic New Holland Market			1	100%	1
QUEST INC			1	100%	1
ROSLYN INTERNAL MEDICINE		1			1
SPORTS MEDICINE CLINIC - U OF WYOMING			1	100%	1
CARE STATION MEDICAL GROUP		1			1
Heritage of Red Cloud		1			1
SAINT BARNABAS MEDICAL CENTER		1			1
MEDICAL ASSOCIATES OF CARTER		1			1
TILLAMOOK COUNTY GENERAL HOSPITAL LAB		1			1
CHILTON MEDICAL CENTER		1			1
Brookdale Southside			1	100%	1
HEALTH GUAGE			1	100%	1
CVS MA1875POCT ASHLAND			1	100%	1
Keller Landing Center		1			1
Longwood Community Living Center		1			1
PARKVIEW REGIONAL MEDICAL CENTER			1	100%	1
PALMETTO ARTIFICIAL KIDNEY CENTER			1	100%	1
LAB TEST KENDALL LLC		1			1
CDPH K-12 SCHOOL LABORATORIES (HILLSBOROUGH CITY SCHOOL DISTRICT)			1	100%	1
SSC NASHVILLE OPERATING CO LLC D/B/A		1			1
LAKE VIEW COURT		1			1
PASCO COUNTY HEALTH DEPARTMENT			1	100%	1
COLUMBUS REGIONAL HOSPITAL			1	100%	1
VALUE DRUG STORES INC		1			1
SILVER SPRINGS SHORES DIALYSIS			1	100%	1
HOSPITAL SISTERS HEALTH SYSTEM (HSHS)			1	100%	1
AristaCare at Meadow Springs		1			1
BRISTOL REGINAL MEDICAL CENTER			1	100%	1
COASTAL MANOR		1			1
US LABORATORIES			1	100%	1
Life Care Center of Paradise Valley		1			1
Villa Maria			1	100%	1
Raleigh Center (WV)			1	100%	1
CHILDREN'S MEMORIAL HOSPITAL			1	100%	1
AUSTIN URGENT CARE			1	100%	1
CRESTHAVEN			1	100%	1
GEORGE WASHINGTON UNIVERSITY HOSPITAL			1	100%	1
HUNTSVILLE HOSPITAL			1	100%	1

COVID-19: testing by laboratory

Data through May 4, 2021 verified as of May 5, 2021 at 09:25 AM

Data in this report are provisional and subject to change.

The numbers in the table below represent the number of Florida and non-Florida residents for whom test results were received by the Department of Health. A person can be tested by more than one laboratory and can have both positive and negative results. **Therefore, the sum of the numbers in each column will be larger than the total number of people tested.**

Reporting lab	Inconclusive	Negative	Positive	Percent positive	Total
SUMMIT LABORATORY			1	100%	1
WALGREENS # 12338		1			1
SOUTHERN REGIONAL MEDICAL CENTER		1			1
WMC HEALTH GROUP INC			1	100%	1
MAINE HEALTH AND ENVIRONMENTAL TESTING LABORATORY			1	100%	1
BREVARD COUNTY JAIL			1	100%	1
FAMILY HEALTHCARE SERVICES			1	100%	1
BROOKDALE WEST PALM BEACH			1	100%	1
CVS OH3481POCT MARYSVILLE		1			1
SUNSHINE FAMILY & WELLNESS CENTER			1	100%	1
Kroger 379 - The Little Clinic Stony Brook		1			1
Brookdale Richmond Place		1			1
CELEBRATION HOSPITAL			1	100%	1
Wedgewood Manor		1			1
UNIVERSITY OF MIAMI - LENNAR CENTER			1	100%	1
BMC/NASSAU			1	100%	1
Central Park Healthcare & Rehabilitation Center		1			1
FLORIDA HOSPITAL TRANSPLANT CENTER		1			1
EH FARGO HOSPITAL LABORATORY			1	100%	1
NHC Chattanooga			1	100%	1
SONNI'S PEDIATRICS			1	100%	1
ALPHA 1 ANTITRYPSIN RESEARCH PROGRAM			1	100%	1
CHILDRENS AT NORTH POINT URGENT CARE L		1			1
PALACE CARE AND REHAB		1			1
DONALSONVILLE HOSPITAL			1	100%	1
WELLSTREET BUCKHEAD SOUTH		1			1
GULF COAST VILLAGE HOME HEALTH INC			1	100%	1
ST. PETERSBURG PEDIATRICS-SEMINOLE			1	100%	1
MIAMI JEWISH DIALYSIS			1	100%	1
DOCTOR TODAY URGENT CARE			1	100%	1
HEARTLAND NURSING & REHABILITATION		1			1
ST PETERSBURG GENERAL HOSPITAL LABORATORY			1	100%	1
MEMPHIS URGENT CARE #2, LLC			1	100%	1
OPCO LLC LEGACY NURSING AND REHABILITA		1			1
PALMA CEIA MED GROUP-SWANN		1			1
CLEVELAND CLINIC FLORIDA WAIVED			1	100%	1
HENRICO DOCTORS HOSPITAL LABORATORY			1	100%	1
Kroger 524 - The Little Clinic Iron Bridge Road		1			1
CAPE CORAL HOSPITAL NURSING			1	100%	1
ABRAKIDABRA KIDS CLINIC			1	100%	1
JOHN H. STROGER, JR. HOSPITAL OF COOK COUNTY			1	100%	1
WALK IN FAMILY MEDICINE CENTER			1	100%	1
DORA HOME CARE			1	100%	1
BROOKSVILLE REGIONAL HOSPITAL			1	100%	1
MOREHOUSE COLLEGE STUDENT HEALTH CENTE		1			1
WYTHE CNTY COMMUNITY HOSP LABORATORY			1	100%	1

COVID-19: testing by laboratory

Data through May 4, 2021 verified as of May 5, 2021 at 09:25 AM

Data in this report are provisional and subject to change.

The numbers in the table below represent the number of Florida and non-Florida residents for whom test results were received by the Department of Health. A person can be tested by more than one laboratory and can have both positive and negative results. **Therefore, the sum of the numbers in each column will be larger than the total number of people tested.**

Reporting lab	Inconclusive	Negative	Positive	Percent positive	Total
CFCH - FROSTPROOF			1	100%	1
LAKEWOOD RANCH URGENT CARE PA			1	100%	1
TANGLEWOOD MANOR		1			1
ALTA BATES SUMMIT MEDICAL CENTER CLINICAL LAB			1	100%	1
ADVANCE CARDIOVASCULAR IMAGING, INC			1	100%	1
CHESAPEAKE REGIONAL MEDICAL CENTER			1	100%	1
APPLECARE BRUNSWICK			1	100%	1
CROSS CREEK HEALTH CARE		1			1
MACKINAC STRAITS LONG TERM CARE UNIT		1			1
PIONEER CLINICAL RESEARCH LLC			1	100%	1
NEMOURS CHILDREN'S			1	100%	1
LAKEVIEW REGIONAL HOSPITAL			1	100%	1
OMNICARE PHARMACY OF TEXAS 1, LP		1			1
CORPORATION OF AMERICA		1			1
Lakeview Care Center			1	100%	1
ALLIANCE MD DIRECT PRIMARY CARE			1	100%	1
ACUPATH LABORATORIES INC			1	100%	1
CENTRAL TX MEDICAL CENTER - LAB			1	100%	1
NORTH CAROLINA STATE LABORATORY OF PUBLIC HEALTH, SPECTRUM LAB NETWORK			1	100%	1
MEDICAL SPECIALISTS OF THE PALM BEACHES INC			1	100%	1
VITAL CARE			1	100%	1
RAPID CITY REGIONAL HOSPITAL -579 ATTN. LABORATORY		1			1
REHABILITATION CENTER OF SOUTH GEORGIA		1			1
DOCTORS HEARING			1	100%	1
FAMILY MEDICINE AT KISSIMMEE		1			1
Alexandria Place		1			1
CYPRESS CREEK DIALYSIS CTR			1	100%	1
FAMILY MEDICAL CENTER OF HOLLYWOOD PA			1	100%	1
PHYSICIANS ASSOCIATES			1	100%	1
CLEVELAND CLINIC FLORIDA LAB			1	100%	1
RIVIERA BEACH HEALTH CENTER LAB			1	100%	1
PARKVIEW MANOR NURSING HOME		1			1
KEY BISCAIYNE PEDIATRIC ASSOCIATES INC			1	100%	1
HCL LABORATORIES			1	100%	1
EMERGENCE MEDICINE			1	100%	1
Encompass Health Rehab Hosp Alexandria		1			1
SELECT SPECIALTY HOSPITAL - ORLANDO SOUTH			1	100%	1
Bethany Manor		1			1
LIBERTY COMMONS NURSING AND REHABILITA		1			1
MED FIRST URGENT CARE CENTERS INC			1	100%	1
Freedom Pointe at The Villages			1	100%	1
WELLPATH			1	100%	1
MY URGENT CARE CLINIC			1	100%	1
CVS MA634POCT KINGSTON			1	100%	1
GARNET HEALTH URGENT CARE		1			1
CELEBRATION FAMILY PHYSICIANS LLC			1	100%	1

COVID-19: testing by laboratory

Data through May 4, 2021 verified as of May 5, 2021 at 09:25 AM

Data in this report are provisional and subject to change.

The numbers in the table below represent the number of Florida and non-Florida residents for whom test results were received by the Department of Health. A person can be tested by more than one laboratory and can have both positive and negative results. **Therefore, the sum of the numbers in each column will be larger than the total number of people tested.**

Reporting lab	Inconclusive	Negative	Positive	Percent positive	Total
RADIANCE HEALTH RX		1			1
SARASOTA MEMORIAL HOSPITAL		1			1
THE HEART HOSPITAL BAYLOR PLANO			1	100%	1
Florence Nursing and Rehabilitation Center		1			1
SKIN AND CANCER ASSOCIATES LLP		1			1
Life Care Center of Auburn		1			1
Consulate Health Care of Tallahassee			1	100%	1
PATEL MINESH		1			1
Kroger 367 - The Little Clinic Walton		1			1
CACERES SPECIALIZED GYNECOLOGY		1			1
Kroger 444 - The Little Clinic Dent		1			1
Walgreens #19461		1			1
MEDICAL ASSOCIATES OF PINELLAS - LAB			1	100%	1
BAYSHORE DIALYSIS			1	100%	1
MEDEXPRESS URGENT CARE - CABOT			1	100%	1
MEDEXPRESS URGENT CARE - JACKSON		1			1
Sage Bluff Health & Rehabilitation Center		1			1
SAPLING GROVE URGENT CARE		1			1
VA OPTOMETRY CLINIC			1	100%	1
MEMORIAL HOSPITAL AT GULFPORT			1	100%	1
ADVENTHEALTH MEDICAL GROUP OBSTETRICS AND			1	100%	1
Bolingreen Health and Rehabilitation		1			1
UNIVERSITY OF MIAMI PRIMARY CARE SITE UMHC 3039			1	100%	1
MERCY GENERAL HOSPITAL			1	100%	1
REDMOND URGENT CARE			1	100%	1
AVON PARK CLUSTER		1			1
TARRYTOWN PHARMACY			1	100%	1
View Ridge Care Center		1			1
INTERIM HEALTHCARE OF PALM COAST			1	100%	1
DORNOCH PLACE DEL PRADO		1			1
BRADEN CLINIC		1			1
SPRINGFIELD HOSPITAL			1	100%	1
CRYSTAL RIVER FIRE DEPARTMENT			1	100%	1
WEST FLORIDA MEDICAL ASSOCIATES PA			1	100%	1
YOUR GOOD HEALTH MEDICAL GROUP PA			1	100%	1
BRIGHT HEALTH CLINIC CORP			1	100%	1
MANHATTAN COLLEGE HEALTH SERVICES		1			1
CVS MI22230CV WAYNE COUNTY COMMUNITY COLLEGE			1	100%	1
TMH PHYSICIAN PARTNERS QUINCY			1	100%	1
Hinesville VA Clinic		1			1
PEDIATRIC ASSOCIATES - JACKSONVILLE			1	100%	1
ADVENT HEALTH MEDICAL GROUP AT PINELLAS PARK			1	100%	1
LONESTAR 24HRER MANAGEMENT LLC DBA LONESTAR 24HRER			1	100%	1
MYLAN-SOUTH POINT PA		1			1
Franciscan Convalescent Hospital		1			1
WALGREENS CP		1			1

COVID-19: testing by laboratory

Data through May 4, 2021 verified as of May 5, 2021 at 09:25 AM

Data in this report are provisional and subject to change.

The numbers in the table below represent the number of Florida and non-Florida residents for whom test results were received by the Department of Health. A person can be tested by more than one laboratory and can have both positive and negative results. **Therefore, the sum of the numbers in each column will be larger than the total number of people tested.**

Reporting lab	Inconclusive	Negative	Positive	Percent positive	Total
Newton Wellesley Center for Alzheimer's Care		1			1
Gulf Coast health and Rehabilitation, LLC		1			1
EPIC CARE PHARMACY		1			1
Westminster Canterbury Richmond		1			1
VIRGINIA CVS PHARMACY, LLC DBA CVS/PHARMACY #1884		1			1
Kroger 433 - The Little Clinic Atoka		1			1
MT VIEW			1	100%	1
SHAMRA MEDICAL LABORATORY			1	100%	1
INNOVATIVE HEALTH DIAGNOSTIC OF CALIFORNIA			1	100%	1
INTERIM HEALTHCARE			1	100%	1
FIU HEALTH CARE CENTER			1	100%	1
SKY RIDGE MEDICAL CENTER - MICRO			1	100%	1
ST. LUKES HOSPITAL			1	100%	1
MOUNT SINAI MEDICAL CENTER OF FLORIDA INC			1	100%	1
REGIONAL MEDICAL CENTER			1	100%	1
ALLEGHENY COUNTY HEALTH DEPARTMENT - PUBLIC HEALTH LABORATORY			1	100%	1
MEDICAL CLINIC OF HOUSTON			1	100%	1
JEFFREY A HIRSCHFIELD, MD PA			1	100%	1
WESLEY LONG HOSPITAL			1	100%	1
SPECTRUM LUDINGTON			1	100%	1
Ladera Center		1			1
YUMA REGIONAL MEDICAL CENTER			1	100%	1
HOUSTON MEDICAL CENTER LABORATORY			1	100%	1
OXY-GENLAB			1	100%	1
TRANSCEND PERFORMANCE AND LIFESTYLE INSTITUTE			1	100%	1
Elm Crest Senior Living Community		1			1
HEARTLAND OF ZEPHYRHILLS FL, LLC			1	100%	1
WELL KEY URGENT CARE MARYVILLE		1			1
VIVIAN SIMMONS FAMILY PRACTICE			1	100%	1
NORTHSIDE FAMILY MEDICINE		1			1
CALIFORNIA PUBLIC HEALTH LABORATORY			1	100%	1
XPRESHECK IAD (DULLES)			1	100%	1
D'YOUVILLE SCHOOL OF PHARMACY		1			1
SV MOBILE HEALTH			1	100%	1
Good Shepherd Fairview Home, Inc.		1			1
HOLMES FAMILY PRACTICE PA			1	100%	1
MEMORIAL HERMANN OCCUPATIONAL HEALTH			1	100%	1
WELLMED AT BAY AREA		1			1
Parkwood Healthcare Facility		1			1
GREATER TAMPA AT HOME			1	100%	1
LIFESPAN HEALTH - SELMER		1			1
MEDHEALTH CLINICAL INC			1	100%	1
MEDEXPRESS URGENT CARE - BENTONVILLE		1			1
Kroger 390 - The Little Clinic North College Hill		1			1
CAPITAL HEALTH PLAN - GOVERNORS SQUARE			1	100%	1
AVERA SACRED HEART HOSPITAL			1	100%	1

COVID-19: testing by laboratory

Data through May 4, 2021 verified as of May 5, 2021 at 09:25 AM

Data in this report are provisional and subject to change.

The numbers in the table below represent the number of Florida and non-Florida residents for whom test results were received by the Department of Health. A person can be tested by more than one laboratory and can have both positive and negative results. **Therefore, the sum of the numbers in each column will be larger than the total number of people tested.**

Reporting lab	Inconclusive	Negative	Positive	Percent positive	Total
ASSURANCE HEALTHCARE AND COUNSELING CENTER		1			1
Le Roy Village Green		1			1
MULTICARE PHYSICIANS			1	100%	1
HEALTHFORCE PARTNERS INC			1	100%	1
Brown Nursing Home		1			1
ADVENTHEALTH SENIOR CARE AT ORMOND			1	100%	1
HEARTLAND PHARMACY SEBRING			1	100%	1
LABORATORY COPORATION OF AMERICA			1	100%	1
DUKE UNIVERSITY MEDICAL CENTER			1	100%	1
KISSIMMEE HOME TRAINING		1			1
JAX FAMILY CARE		1			1
VISTA LAKE ASSISTED LIVING			1	100%	1
Brownwood Nusing & Rehabilitation		1			1
Kroger 805 - The Little Clinic Lewis Center		1			1
Walgreens #5421		1			1
BARTLE'S PHARMACY INC			1	100%	1
ORCHID TERRACE		1			1
MEDEXPRESS URGENT CARE-BRENTWOOD		1			1
NORTH FLORIDA CHILD DEVELOPMENT, INC			1	100%	1
PENNY PEDIATRICS		1			1
BAYOU URGENT CARE			1	100%	1
LEE MEMORIAL HEALTH SYSTEMS HOME HEALTH		1			1
MODERN URGENT CARE			1	100%	1
FAMILY MEDICAL CENTERS			1	100%	1
ARGENTINE CARE CENTER		1			1
TMH PHYSICIAN PARTNERS WAKULLA			1	100%	1
KEY WEST BRANCH MEDICAL CLINIC			1	100%	1
Waddell Nursing & Rehab Center		1			1
UPMC NORTHWEST HOSPITAL			1	100%	1
AMBRY GENETICS CORP	1				1
LAKE CHELAN COMMUNITY HOSPITAL		1			1
GULF BREEZE TREATMENT CENTER, LLC			1	100%	1
PEDRO L ORTEGA MD PA			1	100%	1
GEORGETOWN URGENT CARE			1	100%	1
Kroger 523 - The Little Clinic Dickson			1	100%	1
UW MEDICINE MS CENTER			1	100%	1
PALM BEACH DIABETES AND ENDOCRINE SPECIALISTS, PA			1	100%	1
ADVOCATE GOOD SAMARITAN			1	100%	1
THE LITTLE CLINIC LLC			1	100%	1
SIGNATURE HEALTHCARE OF BUCKHEAD		1			1
Cerenity Senior Care-White Bear Lake		1			1
SINAI URGENT CARE FORT WORTH, LLC			1	100%	1
VA Boston HCS-Brockton Division		1			1
ANDERSON NURSING CENTER			1	100%	1
Kroger 779 - The Little Clinic Georgetown		1			1
Quince Nursing and Rehabilitation Center		1			1

COVID-19: testing by laboratory

Data through May 4, 2021 verified as of May 5, 2021 at 09:25 AM

Data in this report are provisional and subject to change.

The numbers in the table below represent the number of Florida and non-Florida residents for whom test results were received by the Department of Health. A person can be tested by more than one laboratory and can have both positive and negative results. **Therefore, the sum of the numbers in each column will be larger than the total number of people tested.**

Reporting lab	Inconclusive	Negative	Positive	Percent positive	Total
PINECREST MANOR		1			1
ER NEAR ME HULEN		1			1
JET MEDICAL CENTER			1	100%	1
VIP FAMILY PRACTICE			1	100%	1
Arch Plaza Nursing and Rehabilitation Center			1	100%	1
PROVIDENCE PORTLAND MEDICAL CENTER		1			1
HARDIN HEALTH INC		1			1
SOUTH DADE NURSING & REHABILITATION CENTER			1	100%	1
REHABILITATION CENTER OF ALBUQUERQUE		1			1
Redstone Highlands			1	100%	1
Traymore Nursing Center		1			1
MORELL			1	100%	1
CLIFTON-FINE HOSPITAL LABORATORY		1			1
CANDLER HOSPITAL			1	100%	1
AHUJA MEDICAL CENTER			1	100%	1
AUSTIN ER LLC			1	100%	1
BEAUMONT HOSPITAL			1	100%	1
MINNESOTA HERITAGE HOUSE		1			1
Kroger 395 - The Little Clinic Blanchester		1			1
LITTLE FALLS HOSPITAL LABORATORY		1			1
ST FRANCIS MEDICAL CENTER			1	100%	1
INDIGO PALMS			1	100%	1
ANDERSON FAMILY MEDICINE			1	100%	1
METROPOLITAN			1	100%	1
Arlington Care Center			1	100%	1
STOPWATCH URGENT CARE			1	100%	1
Williamstown Commons			1	100%	1
ADVENTHEALTH MEDICAL GROUP FAMILY			1	100%	1
JACKSON MADISON CO. GEN. HOSPITAL			1	100%	1
FLORIDA HOME HEALTH			1	100%	1
UHS BINGHAMTON GENERAL			1	100%	1
SURGERY CENTER, THE			1	100%	1
DESTIN SURGERY CENTER LTD		1			1
MEDEXPRESS URGENT CARE - LEOMINSTER		1			1
MPMC LAB MICRO			1	100%	1
VA Texas Valley Coastal Bend Harlingen HCC		1			1
FAITH FAMILY PRACTICE			1	100%	1
WVU MEDICINE - WESTON			1	100%	1
CASS LAKE PHS INDIAN HOSPITAL		1			1
COMMUNITY MEDICAL CARE			1	100%	1
SCRIPTS PLUS INC DBA THE MEDICINE SHOP		1			1
HOWELL BRANCH COURT			1	100%	1
SENCARE MANAGEMENT		1			1
PARK AVENUE DERMATOLOGY NORTH			1	100%	1
BAXTER REGIONAL MEDICAL CENTER			1	100%	1
OAKS AT AVON,THE		1			1

COVID-19: testing by laboratory

Data through May 4, 2021 verified as of May 5, 2021 at 09:25 AM

Data in this report are provisional and subject to change.

The numbers in the table below represent the number of Florida and non-Florida residents for whom test results were received by the Department of Health. A person can be tested by more than one laboratory and can have both positive and negative results. **Therefore, the sum of the numbers in each column will be larger than the total number of people tested.**

Reporting lab	Inconclusive	Negative	Positive	Percent positive	Total
CAREATC - WISCONSIN PIPE-FITTERS			1	100%	1
APACHE HEALTH CENTER			1	100%	1
BROOKDALE AVONDALE (BU 04360)			1	100%	1
Brown Memorial Home		1			1
SAINT AGNES MEDICAL CENTER			1	100%	1
TWIN			1	100%	1
AIRPORT MEDICAL SOLUTIONS ORLANDO			1	100%	1
PARTNERS IN PRIMARY CARE		1			1
Vibralfire of El Paso Rehabilitation Center			1	100%	1
DR. K PEDIATRICS			1	100%	1
PENSACOLA PATHOLOGY		1			1
CHILDRENS SPECIALIST PEDIATRIC PULMMOLOGY &			1	100%	1
LEE HEALTH KIDS URGENT CARE		1			1
NEXT LEVEL URGENT CARE (WOODLANDS)			1	100%	1
Mission Arch Center		1			1
CARING PROFESSIONAL HEALTH CARE LLC		1			1
TRAVIS LEE THOMPSON MD			1	100%	1
WAYCROSS INTRTNAL MEDICINE			1	100%	1
Greenhaven Health and Rehabilitation		1			1
TIMPANOGOS REGIONAL HOSPITAL			1	100%	1
HOSPITALS OF PROVIDENCE TRANSMOUNTAIN CAMPUS, THE			1	100%	1
Victoria Manor		1			1
SAN ANTONIO DERMATOLOGY AND MEDICAL SPA			1	100%	1
PRACTITIONERS IN MOTION			1	100%	1
LANTANA HC LAB			1	100%	1
IVAN, MAYA			1	100%	1
SHRIVERS PHARMACY AND WELLNESS CENTER			1	100%	1
LITTLE COMPANY OF MARY HOSPITAL			1	100%	1
SUDARSAN KAMISSETTY MD PA			1	100%	1
Garden View Care Center at Dougherty Ferry		1			1
WINDSOR MANOR			1	100%	1
NORTH FLORIDA REGIONAL MEDICAL CENTER EMERGENCY			1	100%	1
KENNEDY BOULEVARD DIALYSIS			1	100%	1
PRIMARY CARE GROUP LLC		1			1
WALGREENS #04786		1			1
BAPTIST HEALTH FLOYD			1	100%	1
ENT & ALLERGY ASSOCIATES, LLP - SLEEPY HOLLOW (ABBOTT)		1			1
CLIFTON SPRINGS		1			1
OCALA RKC EAST HEMO #1			1	100%	1
PLANT CITY FIRE RESCUE		1			1
CHILTON URGENT CARE			1	100%	1
STANDIFER PLACE		1			1
LAKE COMMUNITY ACTION AGENCY		1			1
Mayfair Village Nursing Care Center		1			1
HENRICO DOCTOR'S LABORATORY			1	100%	1
MEDEXPRESS NORTHSIDE			1	100%	1

COVID-19: testing by laboratory

Data through May 4, 2021 verified as of May 5, 2021 at 09:25 AM

Data in this report are provisional and subject to change.

The numbers in the table below represent the number of Florida and non-Florida residents for whom test results were received by the Department of Health. A person can be tested by more than one laboratory and can have both positive and negative results. **Therefore, the sum of the numbers in each column will be larger than the total number of people tested.**

Reporting lab	Inconclusive	Negative	Positive	Percent positive	Total
PALM BEACH COUNTY HEALTH DEPT.			1	100%	1
QUINCY DIALYSIS			1	100%	1
ORMOND BEACH DIALYSIS			1	100%	1
SOUTHWESTERN VERMONT MEDICAL CENTER			1	100%	1
NANCY M WORTHINGTON MD PA			1	100%	1
WINCHESTER HOSPITAL			1	100%	1
MED TECH CLINICAL LABORATORY		1			1
HOMESTEAD MEDICAL CLINIC PA			1	100%	1
ADAPTIVE BIOTECHNOLOGIES			1	100%	1
WALGREENS #11572		1			1
BOCA RATON PHYSICIANS PA			1	100%	1
URGENT CARE CENTER OF PORT ORANGE LLC			1	100%	1
Ramsey Village		1			1
PRIORITY CARE LLC			1	100%	1
ANMED HEALTH MEDICAL CENTER			1	100%	1
ASHLEY PEDICATRICS DAY AND NIGHT CLINIC			1	100%	1
DAVITA DIALYSIS-NORTH			1	100%	1
DIXIE REGIONAL MEDICAL CENTER			1	100%	1
FLORIDA MEDICAL CLINIC, PA		1			1
Garden Villa Bedford		1			1
COSTCO PHARMACY #1023			1	100%	1
ONPOINT URGENT CARE			1	100%	1
Erwin Health Care Center		1			1
CARESPOT - OVIEDO			1	100%	1
YOUR HEALTH PEDIATRICS INC			1	100%	1
CENTRAL TX URGENT CARE			1	100%	1
JOHNSON MEDICAL SERVICES			1	100%	1
DR PHILLIPS CENTER FOR WELLNESS		1			1
MOUNT SINAI CORAL GABLES			1	100%	1
NCH HEALTHCARE CREEKSIDE ENDOSCOPY			1	100%	1
STANLY REGIONAL MEDICAL CENTER			1	100%	1
FLORIDA STATE UNIVERSITY HEALTH SERVICES			1	100%	1
WILLOWBROOKE COURT AT MATTHEWS GLEN		1			1
SUMMER PLACE NURSING & REHABILITATION		1			1
SIERRA HEALTH CARE CENTER		1			1
EUGENE T FINAN, MD			1	100%	1
Senatobia Healthcare & Rehab		1			1
COLE DIAGNOSTICS - BOISE		1			1
GENESEE COUNTY HEALTH DEPARTMENT		1			1
REELFOOT FAMILY WALK-IN CLINIC		1			1
RED HOOK FAMILY PRACTICE		1			1
MCR HEALTH VENICE PEDIATRICS			1	100%	1
CRESTVIEW MED CLIN LAB			1	100%	1
ADVENTHEALTH MEDICAL GROUP INTERNAL MEDICINE AT MILLS			1	100%	1
White River Health Care Center		1			1
PHYSICIANS URGENT CARE PLLC		1			1

COVID-19: testing by laboratory

Data through May 4, 2021 verified as of May 5, 2021 at 09:25 AM

Data in this report are provisional and subject to change.

The numbers in the table below represent the number of Florida and non-Florida residents for whom test results were received by the Department of Health. A person can be tested by more than one laboratory and can have both positive and negative results. **Therefore, the sum of the numbers in each column will be larger than the total number of people tested.**

Reporting lab	Inconclusive	Negative	Positive	Percent positive	Total
MEDCOR INC			1	100%	1
Victory Health and Rehabilitation			1	100%	1
Kroger 368 - The Little Clinic Frankfort West		1			1
BELMONT VILLAGE AT JOHNS CREEK		1			1
Senior Rehab & Recovery Center at Limestone Health Facility		1			1
Kroger 500 - The Little Clinic Speedway		1			1
KETAMINE HEALTH CENTERS OF WEST PALM BEACH LLC		1			1
ANY LAB TEST NOW JACKSONVILLE		1			1
INNOVATIVE CARE PARTNERS PLLC			1	100%	1
MDS PHARMA SERVICES		1			1
Kroger 699 - The Little Clinic Smyrna		1			1
USC VERDUGO HILLS HOSPITAL			1	100%	1
ALLIED PHYSICIANS GROUP		1			1
SMITH KLINE			1	100%	1
HARMONY HEALTHCARE ORLANDO INC		1			1
SUNCOAST FAMILY MEDICAL ASSOCIATES			1	100%	1
OKLAHOMA BLOOD INSTITUTE			1	100%	1
ST CATHERINE HOSPITAL LABORATORY			1	100%	1
Bay View Nursing and Rehabilitation Center			1	100%	1
KIDS HEALTH ALLIANCE PA			1	100%	1
SPACE COAST COMMUNITY PHARMACY			1	100%	1
THE NEW JEWISH HOME		1			1
GREYSTONE HOME HEALTH OF GREATER ORLANDO LLC		1			1
BASCOM PALMER-MICRO LAB			1	100%	1
ARNOLD PALMER HOSPITAL LAB POCT		1			1
Metairie Healthcare Center			1	100%	1
SUPERKIDS PEDIATRICS			1	100%	1
NF Escambia, LLC DBA Olive BranchHealth and Rehabilitaion Center			1	100%	1
ADVANCED CARDIOVASCULAR DIAGNOSTICS OF FL			1	100%	1
CAROMONT HEALTH			1	100%	1
Elderwood at Williamsville		1			1
HAWAII DEPARTMENT OF HEALTH LAB			1	100%	1
WEST PALM BEACH PHARMACEUTICALS LLC			1	100%	1
MEDICAL CITY NORTH HILLS			1	100%	1
THEDACARE FAMILY MEDICINE GATEWAY			1	100%	1
ACCESS FAMILY CARE LLC			1	100%	1
SOUTH FLORIDA URGENT CARE CENTERS, LLC			1	100%	1
CENTRAL FLORIDA MEDICAL CARE			1	100%	1
Lenbrook		1			1
MAGGY PHARMACY INC		1			1
NORTHWEST TEXAS HEALTHCARE SYSTEM,INC			1	100%	1
PATIENT FIRST - NEWTOWN ROAD			1	100%	1
PARK AVENUE MEDICAL PROFESSIONALS		1			1
NULL			1	100%	1
IMMY LABS			1	100%	1
MAYO MEDICAL LABORATORIES			1	100%	1

COVID-19: testing by laboratory

Data through May 4, 2021 verified as of May 5, 2021 at 09:25 AM

Data in this report are provisional and subject to change.

The numbers in the table below represent the number of Florida and non-Florida residents for whom test results were received by the Department of Health. A person can be tested by more than one laboratory and can have both positive and negative results. **Therefore, the sum of the numbers in each column will be larger than the total number of people tested.**

Reporting lab	Inconclusive	Negative	Positive	Percent positive	Total
BROOKDALE FORT WALTON BEACH			1	100%	1
Kroger 086 - The Little Clinic Broomfield-Sheridan		1			1
MOBILE MEDICAL CLINIC			1	100%	1
CONCENTRA - TAMPA EAST		1			1
PATHOLOGY ASSOCIATES			1	100%	1
HERITAGE HEALTHCARE CENTER AT TALLAHASSEE			1	100%	1
CVS TN6394POCT BRENTWOOD		1			1
SONORAN DESERT PATHOLOGY			1	100%	1
Seal Rock Healthcare		1			1
WESTCHESTER MEDICAL CENTER ADVANCED		1			1
CROZER-CHESTER MEDICAL CENTER			1	100%	1
SAINT JOSEPH'S HOSPITAL AND MEDICAL CENTER		1			1
PM PEDIATRICS OF BAYSIDE PLLC - STATEN		1			1
ADVANCED URGENT CARE PLLC		1			1
BEAUMONT HOSPITAL, GROSSE POINTE			1	100%	1
SHANDSCAIR FLIGHT PROGRAM			1	100%	1
CARLTON SHORES HEALTH AND REHABILITATION CENTER			1	100%	1
FAMILY PHYSICIANS OF WINTER PARK, INC			1	100%	1
CLUB HEALTH AND REHABILITATION CENTER, THE		1			1
Kroger 410 - The Little Clinic Trinity		1			1
METROWEST MEDICAL CENTER - FRAMINGHAM			1	100%	1
COVENANT HOSPITAL HOBBS D/B/A COVENANT		1			1
WELLSTAR KENNESAW MEDICAL CENTER		1			1
SEPULVEDA OUTPATIENT AND NURSING HOME CARE			1	100%	1
FELD ENTERTAINMENT			1	100%	1
Redwood Springs Healthcare			1	100%	1
PRISMA HEALTH TUOMEY LABORATORY			1	100%	1
BROOKSHIRE, THE			1	100%	1
MEDEXPRESS URGENT CARE-MEADVILLE			1	100%	1
Falmouth By The Sea			1	100%	1
441 URGENT CARE CENTER - BROWNWOOD			1	100%	1
FLAGLER PROFESSIONAL HEALTH CARE SERVICES INC		1			1
Heartland of Perrysburg		1			1
SANFORD LABORATORIES WATERTOWN			1	100%	1
FLORIDA FAMILY LABORATORY		1			1
NORTHEAST TEXAS DIALYSIS		1			1
TMH PHYSICIAN PARTNERS			1	100%	1
DECATUR MORGAN HOSPITAL - DECATUR GENE		1			1
Community Compassion Center of Batesville			1	100%	1
Avon Health Center		1			1
Hempfield Manor		1			1
SANTA CLARA VALLEY MEDICAL CENTER			1	100%	1
MEDEXPRESS-DOVER		1			1
Whispering Pines Nursing & Rehabilitation Center		1			1
ARISTACARE AT MANCHESTER		1			1
CAREFIRST URGENT CARE - BEECHMONT			1	100%	1

COVID-19: testing by laboratory

Data through May 4, 2021 verified as of May 5, 2021 at 09:25 AM

Data in this report are provisional and subject to change.

The numbers in the table below represent the number of Florida and non-Florida residents for whom test results were received by the Department of Health. A person can be tested by more than one laboratory and can have both positive and negative results. **Therefore, the sum of the numbers in each column will be larger than the total number of people tested.**

Reporting lab	Inconclusive	Negative	Positive	Percent positive	Total
KODIAK AREA NATIVE ASSOCIATION-KANA			1	100%	1
FOUR FREEDOMS DIALYSIS			1	100%	1
STEWARD FLORIDA ALF, INC			1	100%	1
RIVERSIDE MEDICAL CENTER		1			1
VA Healthcare Center- Newburg		1			1
CUSTOM SCRIPTS PHARMACY		1			1
White Oak Manor - Rock Hill		1			1
CAROLINAS PHYSICIAN NETWORK			1	100%	1
ST JOHN HOSPITAL & MEDICAL CENTER MICRO			1	100%	1
NEMOUR'S CHILDREN'S CLINIC			1	100%	1
MINUTE CLINIC DIAGNOSTIC PA			1	100%	1
NONA MEDICAL ARTS		1			1
Kroger 767 - The Little Clinic Beaumont		1			1
SALUDA NURSING CENTER		1			1
FLORIDA CLINICAL LABORATORY INC DBA			1	100%	1
HALIFAX HEALTH PRIMARY CARE			1	100%	1
CARENOW MIDTOWN			1	100%	1
SHARP GROSSMONT HOSPITAL LABORATORY			1	100%	1
LUTHERAN HOSPITAL OF INDIANA			1	100%	1
SOLARIS HEALTHCARE PLANT CITY		1			1
CARESTAT HOSPICE SERVICES			1	100%	1
TITUSVILLE REHABILITATION AND NURSING CENTER		1			1
STORMONT VAIL HOSPITAL			1	100%	1
HEALTH AND HOPE CLINIC INC			1	100%	1
BENEWAH COMMUNITY HOSPITAL		1			1
DIXIE COUNTY JAIL			1	100%	1
GOOD SHEPHERD HEALTH SYSTEM			1	100%	1
LSU MEDICAL CENTER			1	100%	1
Kroger 923 - The Little Clinic Centerville		1			1
PowerBack Piscataway Center		1			1
ADVANTA LABS, LLC		1			1
SANTA MONICA CA-UCLA MC			1	100%	1
FLAGLER MEDICAL ASSOCIATES PA			1	100%	1
PAMC MICRO LAB			1	100%	1
AVANTARA REDFIELD		1			1
BLESSINGS MEDICAL CLINIC, THE			1	100%	1
Piedmont Crossing		1			1
PEDIATRIC ASSOCIATES OF ORLANDO			1	100%	1
Lopatcong Center		1			1
PUBLIX PHARMACY #1488		1			1
MALUHIA		1			1
Trucare Living Centers - Columbus		1			1
TUNIS STREET GROUP HOME		1			1
USA Healthcare LTC, LLC - Folsom Center for Rehabilitation & Healthca		1			1
Schoenbrunn Healthcare		1			1
Advanced Health Care of St. George		1			1

COVID-19: testing by laboratory

Data through May 4, 2021 verified as of May 5, 2021 at 09:25 AM

Data in this report are provisional and subject to change.

The numbers in the table below represent the number of Florida and non-Florida residents for whom test results were received by the Department of Health. A person can be tested by more than one laboratory and can have both positive and negative results. **Therefore, the sum of the numbers in each column will be larger than the total number of people tested.**

Reporting lab	Inconclusive	Negative	Positive	Percent positive	Total
WALGREENS #12624		1			1
Kingston of Ashland		1			1
ADVENTHEALTH DURAND			1	100%	1
Sarah A. Todd Memorial Home		1			1
Eddy Memorial Geriatric Center		1			1
SGMC- SMITH NORTHVIEW CAMPUS			1	100%	1
ACCESS HEALTH CARE PHYSICIANS, LLC		1			1
BAYSTATE REFERENCE LABORATORY			1	100%	1
CHILDREN'S CLINIC			1	100%	1
EMERGENCY CARE SERVICES LAB AT JFK MEDICAL CENTER			1	100%	1
ST.ELIZABETH HEALTH CENTER	1				1
LANCASHIRE HALL NURSING AND REHABILITATION CENTER		1			1
VERIFY LABS			1	100%	1
PANCARE HEALTH - NORTHSIDE ELEMENTARY			1	100%	1
ANSWERS RESOURCE FACILITY		1			1
SEASONS HOSPICE AND PALLIATIVE CARE OF			1	100%	1
SEMA4			1	100%	1
FRESENIUS KIDNEY CARE OF CLERMONT WEST			1	100%	1
PATHLAB SERVICES			1	100%	1
WALGREENS MARATHON			1	100%	1
MEDEX CLINIC LLC			1	100%	1
SOUTHEAST HEALTH WESTGATE CLINIC			1	100%	1
Walgreens #9620		1			1
MED FIRST IMMEDIATE CARE AND FAMILY PRACTICE			1	100%	1
JACKSONVILLE HEALTH & REHAB		1			1
OAKVIEW INC		1			1
Kroger 541 - The Little Clinic Long Hollow Pike		1			1
Brattleboro Crossings LLC dba Pine Heights at Brattleboro		1			1
PROVIDENCE ST PETER HOSPITAL		1			1
Hearthstone Nursing and Rehabilitation Center		1			1
FLORIDA EPIDEMIOLOGY PROGRAM			1	100%	1
WALGREEN#12147		1			1
BOYKIN		1			1
MORGAN STANLEY HEALTH CENTER		1			1
Jewish Senior Services		1			1
Errera Community Care Center		1			1
HOLYCROSS URGENT CARE AND IMAGING CENTER		1			1
Rockcastle Health and Rehab		1			1
LAURELS OF ATHENS, THE		1			1
Autumn Care of Suffolk		1			1
LADY OF THE SEA HOSPITAL LAB			1	100%	1
OHIOHEALTH URGENT CARE			1	100%	1
ICARE		1			1
MARTIN HEALTH PHYSICIAN GROUP			1	100%	1
BROOKSVILLE REGIONAL HOSP PATIENT CARE SERVICES			1	100%	1
BLOOMINGDALE MEDICAL ASSOC			1	100%	1

COVID-19: testing by laboratory

Data through May 4, 2021 verified as of May 5, 2021 at 09:25 AM

Data in this report are provisional and subject to change.

The numbers in the table below represent the number of Florida and non-Florida residents for whom test results were received by the Department of Health. A person can be tested by more than one laboratory and can have both positive and negative results. **Therefore, the sum of the numbers in each column will be larger than the total number of people tested.**

Reporting lab	Inconclusive	Negative	Positive	Percent positive	Total
Kroger 531 - The Little Clinic Waterville		1			1
AML DIAGNOSTICS- ADV TESTING IN METABOLIC MEDICINE			1	100%	1
SLIDELL MEMORIAL HOSPITAL			1	100%	1
DW MCMILLAN MEMORIAL HOSPITAL LABORATORY			1	100%	1
MADISON AT OVIEDO			1	100%	1
SUNRISE/QUAY COUNTY HEALTH CLINIC		1			1
SC-GA2018 MCCORMICK REHAB & HEALTHCARE		1			1
CHRISTUS GOOD SHEPHERD MEDICAL CENTER			1	100%	1
ST. LUKE'S HOSPITAL			1	100%	1
MANCHESTER COMMONS		1			1
Integrity Healthcare of Carbondale			1	100%	1
ORAL & FACIAL SURGERY			1	100%	1
MEMORIAL MEDICAL CENTER			1	100%	1
THE BRENNITY AT TRADITION			1	100%	1
IZ MEDICAL		1			1
LACKAWANNA HEALTH AND REHAB CENTER		1			1
CARENOW URGENT CARE - SPRING			1	100%	1
PHOENIX MEDICAL CLINIC			1	100%	1
FAMILY & INTERNAL MEDICINE CENTER		1			1
NEW HANOVER REGIONAL MEDICAL CENTER			1	100%	1
LABORATORIO MEDICO CENTRAL CONDOMINO MD			1	100%	1
LOVELACE WOMEN'S HOSPITAL		1			1
LAKE VISTA DIALYSIS			1	100%	1
HEALTH PLUS SUNRISE MEDICAL OFFICE			1	100%	1
FHPG INTERNAL MEDICINE OF BRANDON			1	100%	1
SOUTH SEMINOLE HOSPITAL POCT			1	100%	1
The Jordan Center		1			1
SANTA MONICA FERTILITY			1	100%	1
BAPTIST ASI			1	100%	1
WELLSTREET CLAIRMONT		1			1
Pinnacle Health and Rehab at South Portland		1			1
NAVICENT HEALTH OCONEE, LLC		1			1
CARE CONNECTIONS AT HOME LLC			1	100%	1
COUNTRYSIDE PEDIATRIC CARE PA			1	100%	1
EMBASSY LAKES ARTIFICIAL KIDNEY CENTER			1	100%	1
MIL LAKE HEALTHCARE CENTER INC PEDIATRICS			1	100%	1
HARRIS COUNTY PUBLIC HEALTH SERVICES			1	100%	1
ASCENSION ST VINCENT'S - WESTSIDE			1	100%	1
OXLEY PARK HEALTH & REHAB		1			1
NORTH PALM BEACH DIALYSIS CENTER			1	100%	1
PULSE MEDICAL DOCTOTS LLC			1	100%	1
COMMONWEALTH OF VIRGINIA DIVISION OF CONSOLIDATED LABORATORY SERVICES			1	100%	1
ATLANTIS VISION CENTER			1	100%	1
CORPUS CHRISTI MEDICAL CENTER			1	100%	1
Kroger 49 - The Little Clinic Wichita - 21st St.			1	100%	1
LABTEST LLC LABTEST DIAGNOSTICS			1	100%	1

COVID-19: testing by laboratory

Data through May 4, 2021 verified as of May 5, 2021 at 09:25 AM

Data in this report are provisional and subject to change.

The numbers in the table below represent the number of Florida and non-Florida residents for whom test results were received by the Department of Health. A person can be tested by more than one laboratory and can have both positive and negative results. **Therefore, the sum of the numbers in each column will be larger than the total number of people tested.**

Reporting lab	Inconclusive	Negative	Positive	Percent positive	Total
SOUTHERN WINDS			1	100%	1
STEELFUSION CLINICAL TOXICOLOGY LABS			1	100%	1
HOME AIDE SVC OF EASTERN NY INC D/B/A		1			1
BIODORON LABORATORIES			1	100%	1
MISSION REGIONAL MEDICAL CENTER			1	100%	1
PACE UNIVERSITY HEALTH CARE		1			1
RIVERSIDE COUNTY PUBLIC HEALTH LABORATORY			1	100%	1
Arbors at Gallipolis		1			1
INTEGRIS SEMINOLE EMERGENCY DEPT			1	100%	1
BAYLOR SCOTT & WHITE ALL SAINTS MEDICAL CENTER FT			1	100%	1
DEACONESS URGENT CARE CENTER			1	100%	1
PALM COAST DRAW STATION/AMERICAN HEALTH ASSOCIATES		1			1
PEDIATRIC PARTNERS OF ZEPHYRHILLS PA			1	100%	1
LABONE		1			1
Villages of St.Peters		1			1
CONCENTRA - LEESBURG		1			1
Hillside Manor Rehabilitation and Extended Care Center		1			1
CVS SC7012POCT BALLENTINE			1	100%	1
LABWORKS LLC			1	100%	1
C A R E S		1			1
KATHY L ANDERSON DO PA			1	100%	1
ALLEGANY COUNTY DEPARTMENT OF HEALTH		1			1
PARKVIEW OUTREACH COMMUNITY CENTER			1	100%	1
HEALTH ALLIANCE			1	100%	1
LCMC LAB SUBSECTION		1			1
Lutheran Community at Telford		1			1
ARLINGTON ADULT RESIDENTIAL FACILITY, INC			1	100%	1
MEMORIAL HERMANN SOUTHWEST HOSPITAL			1	100%	1
KID FIXERS		1			1
SIGNATURE CARE COLLEGE STATION			1	100%	1
ManorCare Yeadon		1			1
MEDLABS OF FLORIDA LLC D/B/A MEDLABS DIAGNOSTICS		1			1
NC STATE LAB OF PUBLIC HEALTH			1	100%	1
PEDIATRIC URGENT CARE CENTR OF FORT WORTH-LA GRAN			1	100%	1
BETHESDA HEALTH PHYSICIANS GROUP		1			1
A.G. Rhodes		1			1
AURORA CONSOLIDATED LABORATORY			1	100%	1
The Center at Centennial			1	100%	1
INDIANA STATE DEPARTMENT OF HEALTH CLINIC MICROBIOLOGY		1			1
FAIRVIEW HOSPITAL			1	100%	1
Walgreens #17445		1			1
Kroger 705 - The Little Clinic Richmond		1			1
STAMFORD HOSPITAL			1	100%	1
CATHEDRAL GERONTOLOGY CENTER DBA CATHEDRAL CARES			1	100%	1
GOLDING-GRANADO MEDICAL ASSOCIATES		1			1
PEDIATRICS AND FAMILY CARE, LLC			1	100%	1

COVID-19: testing by laboratory

Data through May 4, 2021 verified as of May 5, 2021 at 09:25 AM

Data in this report are provisional and subject to change.

The numbers in the table below represent the number of Florida and non-Florida residents for whom test results were received by the Department of Health. A person can be tested by more than one laboratory and can have both positive and negative results. **Therefore, the sum of the numbers in each column will be larger than the total number of people tested.**

Reporting lab	Inconclusive	Negative	Positive	Percent positive	Total
FLORHAM PARK ENDOSCOPY CENTER		1			1
Ranger Care Center			1	100%	1
PHYSICIANS IMMEDIATE CARE			1	100%	1
Canandaigua VAMC		1			1
HIDALGO FAMILY CLINIC			1	100%	1
Kroger 682 - The Little Clinic Combs and Gantzel		1			1
BRIAN C GRINER MD LLC			1	100%	1
FLAGLER COUNTY BOARD OF COUNTY COMMISSIONERS			1	100%	1
WY RETIREMENT CENTER		1			1
CONVENIENT URGENT CARE			1	100%	1
HEALTH FIRST HOME CARE		1			1
EILEEN TURBESSI MD PA		1			1
SUTTER GOULD MEDICAL FOUNDATION			1	100%	1
ELLIS HOSPITAL URGENT CARE CENTER LAB		1			1
NEW ERA HEALTH CENTER INC		1			1
HEALTH FIRST MEDICAL GROUP LLC			1	100%	1
SANFORD LABORATORY BISMARCK			1	100%	1
VETERANS AFFAIRS MEDICAL CENTER - EAST ORANGE			1	100%	1
GABRIELA GOLDSTEIN MD PA			1	100%	1
Encompass Health Rehab Hosp Salisbury		1			1
LINK PHARMACY LLC		1			1
ORCHARD PARK HEALTH CARE AND REHABILITATION CENTER		1			1
RIDGE OPTUM FLORIDA			1	100%	1
LUMICO LIFE INSURANCE COMPANY		1			1
WALGREENS #10854		1			1
BAY AREA HOSPITAL LAB & HST		1			1
BRIGHAM YOUNG UNIV STUDENT HEALTH CTR			1	100%	1
SPELMAN COLLEGE DEPT OF HEALTH SERVICE		1			1
ABBOTT LABORATORIES ROSS PRODUCTS			1	100%	1
UF HEALTH THE VILLAGES			1	100%	1
SELF REGIONAL HEALTHCARE			1	100%	1
WALGREENS #06025		1			1
PUTNAM COUNTY PUBLIC HEALTH UNIT WIC		1			1
WELLCARE URGENT CARE			1	100%	1
LAKE REGIONAL HEALTH			1	100%	1
MOSOLF PEDIATRICS PA			1	100%	1
UT HEALTH RGV CLINICAL LABORATORY			1	100%	1
KROGER 785 - THE LITTLE CLINIC DIXIE HWY		1			1
AFTER HOURS CLINIC			1	100%	1
St. Ann Rehabilitation and Nursing Center		1			1
AdventHealth Care Center Zephyrhills North			1	100%	1
STONESPRINGS HOSPITAL CENTER			1	100%	1
NORTH MIAMI BEACH SURGICAL CENTER			1	100%	1
Kroger 909 - The Little Clinic Hamilton			1	100%	1
UF HEALTH FAMILY MEDICINE-GOODBYS CREEK			1	100%	1
COSTAMED GRUPO MEDICO			1	100%	1

COVID-19: testing by laboratory

Data through May 4, 2021 verified as of May 5, 2021 at 09:25 AM

Data in this report are provisional and subject to change.

The numbers in the table below represent the number of Florida and non-Florida residents for whom test results were received by the Department of Health. A person can be tested by more than one laboratory and can have both positive and negative results. **Therefore, the sum of the numbers in each column will be larger than the total number of people tested.**

Reporting lab	Inconclusive	Negative	Positive	Percent positive	Total
BLACK SHEEP MEDICAL			1	100%	1
JOHN D. ARCHBOLD MEMORIAL HOSPITAL			1	100%	1
CVS NV9586POCT RENO		1			1
LAKE MARY DIALYSIS			1	100%	1
LEHIGH REGIONAL WOUND CENTER			1	100%	1
Good Samaritan Society - Mountian Lake		1			1
Elderwood at Lancaster		1			1
WESLEY CHAPEL INTERNAL MEDICINE AND PEDIATRICS PA			1	100%	1
PATHOLOGYT & LAB MEDICINE SERVICES			1	100%	1
The Carrington		1			1
THE EMORY CLINIC			1	100%	1
ENCOMPASS HEALTH REHAB HOSP NEW ENGLAND		1			1
TAYLOR COUNTY HEALTH DEPARTMENT			1	100%	1
Walgreens #12153		1			1
ACCESS TOTAL CARE			1	100%	1
MEDCARE-GARNERS FERRY			1	100%	1
PUBLIX PHARMACY #1122		1			1
MARTIN MEMORIAL MEDICENTER			1	100%	1
ENCOMPASS HEALTH REHAB HOSP TOMS RIVER		1			1
HONEY BROOK MED INVESTORS LTD/DBA		1			1
Waters of Covington		1			1
CVS IL7142POCT LOCKPORT		1			1
WORKCARE, INC GLOBALFOUNDRIES			1	100%	1
COURTLAND TERRACE		1			1
WALKIN MEDICAL URGENT CARE,NEW CITY			1	100%	1
FLORIDA DEPARTMENT OF HEALTH PALM BEACH COUNTY			1	100%	1
RYE BEACH PHARMACY INC		1			1
Country View of Sunbury			1	100%	1
Willow Ridge Center		1			1
CAH ACQUISITION COMPANY 11 LLC			1	100%	1
Lakeland Nursing and Rehabilitation Center LLC		1			1
SUMMERLIN MEDICAL CENTRE			1	100%	1
CLINICAL PATHOLOGY LABORATORIES SOUTHEAST INC			1	100%	1
SPECIALTY MOLECULAR - DENVER			1	100%	1
PROVIDENCE ST. PATRICK HOSPITAL			1	100%	1
ELEMENTS PHARMACY			1	100%	1
MARION GENERAL HOSPITAL			1	100%	1
LIFECARE MEDICAL CENTER			1	100%	1
STEPHENS COUNTY HOSPITAL			1	100%	1
MEDEXPRESS URGENT CARE - HAZLET			1	100%	1
INDIAN RIDGE		1			1
Kroger 683 - The Little Clinic Foothills Plaza		1			1
Mason Health and Rehab		1			1
Kroger 670 - The Little Clinic Powell		1			1
HOSPITAL METROPOLITANO SAN GERMAN			1	100%	1
CARROLL UNIVERSITY STUDENT HEALTH CENTER		1			1

COVID-19: testing by laboratory

Data through May 4, 2021 verified as of May 5, 2021 at 09:25 AM

Data in this report are provisional and subject to change.

The numbers in the table below represent the number of Florida and non-Florida residents for whom test results were received by the Department of Health. A person can be tested by more than one laboratory and can have both positive and negative results. **Therefore, the sum of the numbers in each column will be larger than the total number of people tested.**

Reporting lab	Inconclusive	Negative	Positive	Percent positive	Total
MERRILL GARDENS AT CHAMPIONSGATE			1	100%	1
ATLANTA PLUS URGENT CARE, LLC			1	100%	1
TITUS REGIONAL MEDICAL CENTER			1	100%	1
CVS NY2297002CV NEW YORK			1	100%	1
VIRTUA HEALTH AND REHABILITATION		1			1
HEALTHCARE AND REHAB OF SANFORD			1	100%	1
KENT		1			1
WALGREENS # 11165		1			1
THE LITTLE CLINIC, LLC			1	100%	1
COMMUNITY MEDICAL CENTER-ORANGE CITY		1			1
WYOMING OPCO, LLC DBA MEDILODGE OF WYO		1			1
LEGACY AT HIGHWOODS PRESERVE		1			1
DYNACARE NORTHWEST INC			1	100%	1
WELLSTAR STUDENT SERVICES-MARIETTA CLI		1			1
COASTAL ER IX, PHYSICIANS PREMIER			1	100%	1
ATHENS LIMESTONE HOSPITAL		1			1
SUNCOAST PRIMARY CARE LLC			1	100%	1
JUP Serology SubSection			1	100%	1
HALEYVILLE HEALTH CARE CENTER		1			1
TEVAPHARM			1	100%	1
STEPHEN G NELSON MD PA			1	100%	1
ST MARYS HEALTH CARE SYSTEM		1			1
KANA MEDICAL			1	100%	1
FAIRFIELD MEDICAL CENTER			1	100%	1
CVS AZ69POCT PEORIA		1			1
VELOCITY URGENT CARE - CHIMNEY HILL			1	100%	1
DOCTORS MEMORIAL HOSP HOME HEALTH CARE		1			1
Birmingham Nursing and Rehabilitation East LLC		1			1
1ST MED DOTHAN			1	100%	1
RED BUG LAKE ROAD OVIEDO COVID			1	100%	1
MEDICAL COLLEGE OF GEORGIA MEDICAL CENTER			1	100%	1
LAS PALMAS MEDICAL CENTER			1	100%	1
Hawthorne House		1			1
CVS MA1238POCT MEDFIELD		1			1
SUNRISE CLINIC SANTA ROSA		1			1
WEST CARVER MEDICAL ASSOCIATES		1			1
MT ST RITA HEALTH CENTRE		1			1
NSPIRE HEALTHCARE PLANTATION			1	100%	1
ASHLEY CLINICAL DIAGNOSTIC LABORATORY			1	100%	1
ADVANCED RESEARCH AND DIAGNOSTIC LABORATORY UNIVERSITY OF MINNESOTA			1	100%	1
BRANKO D PEJIC MD FAMILY PRACTICE			1	100%	1
CERMAK HEALTH SERVICES			1	100%	1
Maplewood of Cheshire County		1			1
C V S / PHARMACY #833		1			1
Fairhope		1			1
WALGREENS WAYNE			1	100%	1

COVID-19: testing by laboratory

Data through May 4, 2021 verified as of May 5, 2021 at 09:25 AM

Data in this report are provisional and subject to change.

The numbers in the table below represent the number of Florida and non-Florida residents for whom test results were received by the Department of Health. A person can be tested by more than one laboratory and can have both positive and negative results. **Therefore, the sum of the numbers in each column will be larger than the total number of people tested.**

Reporting lab	Inconclusive	Negative	Positive	Percent positive	Total
Sunnybrook Rehabilitation Center			1	100%	1
LAMARQUE DIALYSIS			1	100%	1
CAREHERE HUDSON BAY			1	100%	1
ARIZA WELLNESS CARE LLC			1	100%	1
FLORIDA ORTHOPAEDIC INSTITUTE SURGERY		1			1
THE CHRIST HOSPITAL			1	100%	1
KIDS CARE PEDIATRICS			1	100%	1
DR AZIZ CLINIC			1	100%	1
BLOOD SYSTEMS LABORATORIES			1	100%	1
CVS MO8595POCT RAYMORE		1			1
GOOD SAMARITAN SOCIETY-FOREST CITY		1			1
SACRED HEART HOSPITAL			1	100%	1
CENTRAL FLORIDA HEALTH CARE, INC			1	100%	1
WILSON FAMILY MEDICINE LLC		1			1
FRESENIUS SOUTH FORT MYERS		1			1
BAPTIST HOSPITAL FAMILY MEDICINE TIGER POINT			1	100%	1
BALLAD HEALTH MEDICAL ASSOCIATES URGENT CARE - JOHNSON CITY			1	100%	1
Isle Health and Rehabilitation Center			1	100%	1
LEELANAU OPCO, LLC		1			1
CLERMONT PEDIATRICS, PA			1	100%	1
HARRIS URGENT CARE CENTER			1	100%	1
FAIRVIEW SOUTHDAL			1	100%	1
WALGREENS #4086		1			1
TAMPA HEALTH CARE PROVIDERS PA		1			1
SJMC PHYSICIAN SERVICES			1	100%	1
COLOMBO'S PHARMACY		1			1
CHILDREN'S AT SATELLITE BOULEVARD URGE		1			1
GENERATIONS CENTER OF SPENCER		1			1
Big River Nursing and Rehab		1			1
CAN COMMUNITY HEALTH LLC		1			1
BAYLOR SCOTT & WHITE MEDICAL SURGICAL CLINIC			1	100%	1
DERMDX, DIV OF AURORA DIAGNOSTICS/BERNHARDT LAB		1			1
MEADOWS PARK HEALTH AND REHABILITATION		1			1
Carrollton Manor Inc		1			1
SYNERGENE LABORATORY			1	100%	1
NEW ERA COMMUNITY HEALTH CENTER LLC		1			1
LRHS Pablo Urgent Care		1			1
Indian Oaks Living Center		1			1
Kroger 838 - The Little Clinic Fairborn		1			1
CareATC - Columbia College #58		1			1
ODESSA MEMORIAL HOSPITAL			1	100%	1
FRIO REGIONAL PRIMARY CARE AND URGENT CARE CLINIC			1	100%	1
CRUSADER COMMUNITY HEALTH			1	100%	1
BOCA GENERAL AND FAMILY MEDICINE		1			1
BHS PHYSICIAN NETWORK			1	100%	1
CDR MAGUIRE – STUART MISSION			1	100%	1

COVID-19: testing by laboratory

Data through May 4, 2021 verified as of May 5, 2021 at 09:25 AM

Data in this report are provisional and subject to change.

The numbers in the table below represent the number of Florida and non-Florida residents for whom test results were received by the Department of Health. A person can be tested by more than one laboratory and can have both positive and negative results. **Therefore, the sum of the numbers in each column will be larger than the total number of people tested.**

Reporting lab	Inconclusive	Negative	Positive	Percent positive	Total
Oklahoma Methodist Manor			1	100%	1
SCRIPPS MERCY HOSPITAL			1	100%	1
Walgreens #3661		1			1
COMMUNITY			1	100%	1
WALGREENS #15369		1			1
STERLING HOUSE OF PORT ORANGE		1			1
LAKE LURE HEALTH CENTER			1	100%	1
CARENOW MURFREESBORO MEDICAL CENTER PK		1			1
PHOEBE HOME INC		1			1
Spring Gate Rehab and Healthcare Center		1			1
Signature Healthcare of Fort Wayne		1			1
PCG MOLECULAR			1	100%	1
MID FLORIDA BIOLOGICALS			1	100%	1
SOUTHWEST REGIONAL PCR LABORATORY			1	100%	1
Heritage Inn Health and Rehabilitation		1			1
WINDMOOR HEALTHCARE			1	100%	1
WINNIFRED ASSISTED LIVING FACILITY INC		1			1
CVS OH6153POCT COLUMBUS		1			1
ADVENTHEALTH WOUND CARE CENTER			1	100%	1
Court House Center		1			1
QC LABORATORY			1	100%	1
HEALTH CONSERVATION, INC		1			1
MED-LAKE LABORATORY			1	100%	1
MEDICAL ASSOCIATES OF THE SHOALS		1			1
TENNOVA ER - SANGO			1	100%	1
SMITH			1	100%	1
GOOD PEDIATRICS			1	100%	1
MEDONE URGENT CARE			1	100%	1
BAPTIST MEDICAL PLAZA AT WESTCHESTER			1	100%	1
NEMOURS CHILDREN HOSPITAL			1	100%	1
CLEVELAND CLINIC OHIO LABORATORIES			1	100%	1
SUMMIT HEALTHCARE REGIONAL MEDICAL		1			1
CATERPILLAR INC - MIAMI DISTRIBUTION CENTER			1	100%	1
ORLANDO PHYSICIAN NETWORK		1			1
WEST VIRGINIA UNIVERSITY HOSPITALS			1	100%	1
RCP OF MEMORIAL WEST			1	100%	1
FLORIDA HEALTH CARE MEDICAL GROUP		1			1
NORWALK HOSPITAL			1	100%	1
EVEXIA DIAGNOSTICS			1	100%	1
Heartland Health Care Center Jacksonville			1	100%	1
CHEROKEE PARK REHABILITATION		1			1
Kroger 698 - The Little Clinic 14th Street/Bell		1			1
Medilodge of East Lansing		1			1
DELAWARE DIVISION OF PUBLIC HEALTH			1	100%	1
ADVENTHEALTH MEDICAL GROUP COLORECTAL SURGERY AT		1			1
TOMAH VAMC			1	100%	1

COVID-19: testing by laboratory

Data through May 4, 2021 verified as of May 5, 2021 at 09:25 AM

Data in this report are provisional and subject to change.

The numbers in the table below represent the number of Florida and non-Florida residents for whom test results were received by the Department of Health. A person can be tested by more than one laboratory and can have both positive and negative results. **Therefore, the sum of the numbers in each column will be larger than the total number of people tested.**

Reporting lab	Inconclusive	Negative	Positive	Percent positive	Total
Valley View Health and Rehabilitation, LLC		1			1
Kroger 006 - The Little Clinic Uintah Gardens		1			1
PATIENT FIRST - WOODBURY		1			1
Medicalodges Neosho			1	100%	1
ST LUKE'S CORNWALL HOSPITAL N			1	100%	1
BOTTINEAU GOOD SAMARITAN CENTER		1			1
OAKWOOD HOSPITAL - SOUTHSORE			1	100%	1
BORINQUEN HEALTH CENTER			1	100%	1
LAS PALOMAS SENIOR LIVING		1			1
Lantern Park Specialty Care		1			1
Greenfield Health & Rehab Center		1			1
TRIHEALTH			1	100%	1
ST JOHNS PEDIATRICS PA		1			1
Glen Oaks Health and REhabilitation		1			1
AMERICAN LAB LLC		1			1
WALGREENS #15291		1			1
CVS MA1121POCT WESTFORD		1			1
COVID CLINIC, INC			1	100%	1
ST JOHNS MEDICAL CENTER		1			1
Walgreens #12695			1	100%	1
SPECIALTY DRUG TESTING			1	100%	1
FAMILY MEDICAL CLINIC KENDALL LLC			1	100%	1
CVS IL5822POCT MOKENA		1			1
GUILFORD IMMEDIATE CARE, SYAH, LLC		1			1
Lexington Medical Center Extended Care		1			1
Broomall Manor		1			1
PLANTATION DIALYSIS			1	100%	1
HORIZON MEDICAL CENTER			1	100%	1
ALLIANCE LABORATORY SERVICES			1	100%	1
Rio Grande City Nursing and Rehab Center			1	100%	1
ADVENTHEALTH PHYSICIAN GROUP - APPLEWOOD			1	100%	1
DISCOVERY AT HOME, LLC			1	100%	1
SAINT LEO UNIVERSITY INCORPORATED			1	100%	1
CHI MEMORIAL HOSPITAL CHATTANOOGA			1	100%	1
Kroger 353 - The Little Clinic Harpers Point		1			1
TEXAS HEALTH ARLINGTON MEMORIAL HOSPITAL			1	100%	1
PEDRO MENENDEZ HEALTH CENTER AT ST JOHNS			1	100%	1
OMAHA VA MEDICAL CENTER			1	100%	1
FALKVILLE HEALTHCARE		1			1
CITRONELLE HEALTH AND REHABILITATION CENTER		1			1
SUMMIT DETOX INC			1	100%	1
MADISON REHABILITATION HOSPITAL		1			1
RESOURCE PATH LLC			1	100%	1
BETHESDA DIALYSIS			1	100%	1
SUNSHINE PEDIATRICS OF LUTz			1	100%	1
Greencroft Goshen		1			1

COVID-19: testing by laboratory

Data through May 4, 2021 verified as of May 5, 2021 at 09:25 AM

Data in this report are provisional and subject to change.

The numbers in the table below represent the number of Florida and non-Florida residents for whom test results were received by the Department of Health. A person can be tested by more than one laboratory and can have both positive and negative results. **Therefore, the sum of the numbers in each column will be larger than the total number of people tested.**

Reporting lab	Inconclusive	Negative	Positive	Percent positive	Total
LYSTER MAIN LAB, FT RUCKER		1			1
St. Mary's Care Center		1			1
BELLMORE PEDIATRICS		1			1
CARESPOT - LEE VISTA			1	100%	1
MEDEXPRESS URGENT CARE - HAMILTON SQUA		1			1
TENNOVA HEALTHCARE - CLEVELAND			1	100%	1
USCG BASE MIAMI BEACH MEDICAL LAB		1			1
TRAFALGAR DIALYSIS			1	100%	1
NORTH FLORIDA FAMILY MEDICINE			1	100%	1
Royal Palm Beach Health and Rehab Center			1	100%	1
Port Orange Nursing And Rehab Center			1	100%	1
NEXTCARE NOGALES			1	100%	1
Memorial Health Care Center			1	100%	1
HOLLAND COMMUNITY HOSPITAL		1			1
LIMA MEMORIAL HOSPITAL			1	100%	1
FAYETTE MEDICAL CENTER LAB		1			1
REFERENCE LABORATORY			1	100%	1
CONCENTRA - OCALA		1			1
SANITAS RESEARCH LLC			1	100%	1
ADVANCED BIOMEDICAL INC			1	100%	1
MONMOUTH MEDICALC ENTER		1			1
Dupage Care Center			1	100%	1
Kroger 397 - The Little Clinic Frankfort East		1			1
Bethel Lutheran Nursing & Rehabilitation Center		1			1
GOSHEN HOSPITAL			1	100%	1
PERRY COUNTY NURSING HOME		1			1
ROSEN MEDICAL CENTER AT ROSEN COLLEGE CAMPUS			1	100%	1
PUBLIX PHARMACY #1114			1	100%	1
OMC PRIMARY CARE - HOSPITAL CAMPUS			1	100%	1
MEMORIAL HERMANN KATY HOSPITAL			1	100%	1
TEXAS HEALTH ARLINGTON MEMORIAL		1			1
ACUTE AND COMMUNICABLE DISEASE PREVENTION			1	100%	1
QUALITY CLINICAL LAB LLC			1	100%	1
CARENOW URGENT CARE-MURFREESBORO			1	100%	1
PULMONARY, CRITICAL CARE AND SLEEP DISORDERS INSTITUTE OF SOUTH FLORID			1	100%	1
CAREWELL URGENT CARE FITCHBURG			1	100%	1
MANHATTAN EYE EAR AND THROAT HOSPITAL		1			1
777 URGENT CARE			1	100%	1
OCALA REGIONAL DIALYSIS- NORTH			1	100%	1
VA Tennessee Valley HCS-Nashville Campus			1	100%	1
ACCESS TOTAL CARE - PORTLAND			1	100%	1
Mercy Manor Transition Center			1	100%	1
FRANKLIN CBOC			1	100%	1
Florence Home		1			1
MEDOR/ACC SYNCHRONY			1	100%	1
SOUTH TEXAS HEALTH SYSTEM ER - WARE ROAD			1	100%	1

COVID-19: testing by laboratory

Data through May 4, 2021 verified as of May 5, 2021 at 09:25 AM

Data in this report are provisional and subject to change.

The numbers in the table below represent the number of Florida and non-Florida residents for whom test results were received by the Department of Health. A person can be tested by more than one laboratory and can have both positive and negative results. **Therefore, the sum of the numbers in each column will be larger than the total number of people tested.**

Reporting lab	Inconclusive	Negative	Positive	Percent positive	Total
Schenectady Center for Rehabilitation & Nursing		1			1
EAST TENNESSEE STATE UNIVERSITY		1			1
CHAMBREL AT PINECASTLE			1	100%	1
SEABROOK EMS			1	100%	1
COMMUNITY HOSPITALS INDIANAPOLIS			1	100%	1
NORTH SHORE MEDICAL CENTER - SALEM HOSPITAL			1	100%	1
REGENTS PARK OF JACKSONVILLE			1	100%	1
MAIN STREET PHARMACY OF MARCELLUS, INC		1			1
SAINT PETE MRI			1	100%	1
MEDEXPRESS URGENT CARE - WALL		1			1
ENZO LABS INC			1	100%	1
Kroger 907 - The Little Clinic Holland		1			1
SALEM HOSPITAL REGIONAL LABORATORY		1			1
NEW MILFORD HOSPITAL			1	100%	1
TEMPLE TERRACE DIALYSIS			1	100%	1
BRADENTON CONVENTION CENTER			1	100%	1
EVERGREEN NURSING HOME		1			1
FLORIDA HOSPITAL ORMOND BEACH			1	100%	1
EAST COAST INSTITUTE FOR RESEARCH LLC			1	100%	1
NATICK URGENT CARE			1	100%	1
ADVANCE MD CARE			1	100%	1
VCU HEALTH SYSTEM AUTHORITY - MCV HOSPITALS			1	100%	1
Bivins Pointe			1	100%	1
OPTIMAL MEDICINE INC		1			1
CARRINGTON, LLC D/B/A THE CARRINGTON		1			1
VISTA DEL SOL MED ASSOC		1			1
PALM SPRINGS GENERAL HOSPITAL			1	100%	1
El Paso Health Care Center			1	100%	1
LabCorp L#09258295 M#09258285			1	100%	1
BAPTIST HOSPITAL FAMILY MEDICINE &			1	100%	1
PACIFICA CARE PLLC			1	100%	1
TFH HOME HEALTH INC			1	100%	1
ACCESS MEDICAL GROUP OF TAMPA INC			1	100%	1
UNIVERSITY OF FLORIDA			1	100%	1
FAIRHAVEN		1			1
GRANITE FALLS LTC, LLC		1			1
APPLECARE URGENT CARE JESUP			1	100%	1
OAKWOOD HOSPITAL - DEARBORN LAB			1	100%	1
FREEPORT ER DOX URGENT CARE		1			1
CHRISTIANA HOSPITAL		1			1
CVS IL2297652CV CHICAGO		1			1
INTERNAL MEDICINE ASSOCIATES		1			1
PALOMAR MEDICAL CENTER			1	100%	1
OPTI MED PHARMACY		1			1
LIFE CARE CENTER OF GWINNETT		1			1
PUTNAM CO HOSPITAL-D/B/A ASBURY TOWERS		1			1

COVID-19: testing by laboratory

Data through May 4, 2021 verified as of May 5, 2021 at 09:25 AM

Data in this report are provisional and subject to change.

The numbers in the table below represent the number of Florida and non-Florida residents for whom test results were received by the Department of Health. A person can be tested by more than one laboratory and can have both positive and negative results. **Therefore, the sum of the numbers in each column will be larger than the total number of people tested.**

Reporting lab	Inconclusive	Negative	Positive	Percent positive	Total
SHANNON CLARK OD, PA			1	100%	1
PATIENT FIRST - CHERRY HILL		1			1
POETS WALK SARASOTA			1	100%	1
GENESIS MEDICAL CENTER OF CORAL SPRINGS INC			1	100%	1
WATERTOWN URGENT CARE		1			1
PORTSMOUTH REG. HOSPITAL			1	100%	1
Illiana HCS -Danville VAMC		1			1
HEALTHALLIANCE HOSPITAL LABORATORY		1			1
GOOD SAMARITAN SOCIETY - DE SMET		1			1
JOHNSON & JOHNSON VISION CARE-VISTAKON			1	100%	1
DEERFIELD BEACH REHABILITATION AND NURSING			1	100%	1
BUENA VENTURA LAKES DIALYSIS			1	100%	1
HUGH CHATHAM FAMILY MEDICINE INDEPENDENCE		1			1
EASTGENE LABORATORIES		1			1
NORTH PALM CHIDRENS PHYSICIANS			1	100%	1
GENVIEW DIAGNOSIS INC			1	100%	1
COVENANT HEALTH		1			1
IVY CREEK HEALTHCARE & WELLNESS CENTRE			1	100%	1
USF PHYSICIANS GROUP			1	100%	1
Maple Lane Nursing Home		1			1
Eagle Point Health Care Center		1			1
THE READING HOSPITAL AND MEDICAL CENTER			1	100%	1
ORDRS, INC.			1	100%	1
BATESVILLE - SHERWOOD URGENT CARE			1	100%	1
Woodstock Nursing and Rehabilitation Center		1			1
RIVERSIDE PEDIATRIC GROUP, INC		1			1
ORMC-ARDEN/EOI			1	100%	1
CARDIOLOGY AND FITNESS MEDICINE		1			1
ALL PEDIATRIC CARE PA			1	100%	1
PASTEUR MEDICAL CENTER LLC		1			1
FLORIDA CLINICAL RESEARCH CENTER, LLC			1	100%	1
ASUNCION HOME HEALTH CARE CORP			1	100%	1
Kroger 629 - The Little Clinic Cartersville, GA Hwy 41		1			1
PHI LIFE SCIENCES			1	100%	1
RAMBAM URGENT CARE			1	100%	1
ROBERT TAYLOR COMMUNITY COMPLEX			1	100%	1
NHC HealthCare St. Charles		1			1
ST JOHN'S HOME CARE			1	100%	1
WALGREENS_CHICAGO		1			1
Scepter Rehab and Health care		1			1
SPRINGBROOK HOSPITAL			1	100%	1
BLACKBERRY CENTER, THE		1			1
ATHENA PLASTIC SURGERY		1			1
SAN JOSE CLINIC		1			1
HEALTH CHOICES, PLLC		1			1
BUFFALO VAMC			1	100%	1

COVID-19: testing by laboratory

Data through May 4, 2021 verified as of May 5, 2021 at 09:25 AM

Data in this report are provisional and subject to change.

The numbers in the table below represent the number of Florida and non-Florida residents for whom test results were received by the Department of Health. A person can be tested by more than one laboratory and can have both positive and negative results. **Therefore, the sum of the numbers in each column will be larger than the total number of people tested.**

Reporting lab	Inconclusive	Negative	Positive	Percent positive	Total
ST LUKE LUTHERAN HOME		1			1
LABORATORIO BUENA SALUD			1	100%	1
HEBER VALLEY MEDICAL CENTER			1	100%	1
FORT LOUDOUN PRIMARY CARE		1			1
BRUNSWICK HEALTH AND REHABILITATION CE		1			1
SPEARE MEMORIAL HOSPITAL			1	100%	1
NORTH SHORE HEMATOLOGY-ONCOLOGY ASSOCIATES PC		1			1
Princeton Place			1	100%	1
DOMINION DIAGNOSTICS			1	100%	1
LAKESIDE MEDICAL CENTER		1			1
LEHIGH PULMONARY ASSOCIATES			1	100%	1
NATIONS TOBIN RECREATION CENTER			1	100%	1
DODGE COUNTY HOSPITAL LABORATORY		1			1
Springdale Village		1			1
Kroger 347 - The Little Clinic Tates Creek		1			1
LAKEWOOD RANCH MEDICAL GROUP LLC			1	100%	1
GENESIS CARE USA OF FLORIDA, LLC			1	100%	1
NATIONAL INSTITUTES OF HEALTH CLINICAL CENTER			1	100%	1
WEST BOYNTON DIALYSIS			1	100%	1
Kingsway Arms Nursing Center		1			1
ODESSA CLINIC			1	100%	1
CORONA CONCIERGE, LLC		1			1
FAMILY AND INTERNAL MEDICINE ASSOCIATES		1			1
ULTIMATE ANALYSIS LABORATORY			1	100%	1
SPECTRUM LABORATORY			1	100%	1
EXCEPTIONAL EMERGENCY CENTER			1	100%	1
WELLOW URGENT CARE-OSWEGO			1	100%	1
CAREMOUNT MEDICAL PC-CARMEL		1			1
FOCUSED CARE AT ALLENBROOK		1			1
THE TOLEDO HOSPITAL			1	100%	1
Casa Real Center		1			1
MEDEXPRESS URGENT CARE - UNIONTOWN		1			1
Chateau Living Center			1	100%	1
Baypoint Healthcare Center			1	100%	1
FOUNDATION LABORATORY			1	100%	1
MARTIN MEM FAMILY CARE AT ST LUCIE W			1	100%	1
TRITENN LLC		1			1
HEARTLAND OF MARIETTA OH LLC DBA		1			1
MEMORIAL HEALTH UNIVERSITY MEDICAL		1			1
PHYSICIANS PREMIER ER- CENTRAL AUSTIN			1	100%	1
Oregon Veterans Home The Dalles		1			1
MEDICAL CENTER AFFILIATES PALM SPRINGS			1	100%	1
UCH LAB			1	100%	1
CAREWELL 203			1	100%	1
CVS AZ3264POCT PHOENIX			1	100%	1
SANTA ROSA PEDIATRICS			1	100%	1

COVID-19: testing by laboratory

Data through May 4, 2021 verified as of May 5, 2021 at 09:25 AM

Data in this report are provisional and subject to change.

The numbers in the table below represent the number of Florida and non-Florida residents for whom test results were received by the Department of Health. A person can be tested by more than one laboratory and can have both positive and negative results. **Therefore, the sum of the numbers in each column will be larger than the total number of people tested.**

Reporting lab	Inconclusive	Negative	Positive	Percent positive	Total
UT HEALTH RIO GRANDE VALLEY SPECIALTY PEDIATRICS			1	100%	1
DSI LABORATORIES-NAPLES-7TH			1	100%	1
FLORIDA ADVANCED MEDICAL AND DERM AESTHETICS LLC			1	100%	1
Acts Manor House		1			1
STONECREST MEDICAL CENTER		1			1
BLAKE AT PENSACOLA OPERATION CO, LLC, THE			1	100%	1
CARESPOT EXPRESS HEALTHCARE BOYNTON BEACH			1	100%	1
Strasburg Care Center		1			1
Hillside Rehab and Care Center			1	100%	1
BOND COUNTY HEALTH DEPARTMENT			1	100%	1
Shoreline Care Center			1	100%	1
Monument Health Strugis Care Center		1			1
DIMMIT REGIONAL HOSPITAL			1	100%	1
CORDOVA FAMILY PRACTICE			1	100%	1
EASTSIDE MEDICAL CLINIC		1			1
EDGAR PRICE FAMILY & CHILDREN HEALTHCARE CENTER			1	100%	1
BRIDGES AT LIFE CARE CENTER OF OCALA, THE			1	100%	1
PHYSICIANS PRIMARY CARE LEHIGH PEDS			1	100%	1
BETTER U BETTER LIFE WELLNESS LLC			1	100%	1
Walgreens #11854			1	100%	1
HEALTHPARTNERS HUDSON CLINIC			1	100%	1
UABC			1	100%	1
INTERNAL MEDICINE GROUP OF CENTRAL FLORIDA			1	100%	1
Robinson Terrace Rehabilitation and Nursing Center		1			1
Carington Park			1	100%	1
VA North May Outpatient Clinic		1			1
REGIONAL MEDICAL LABORATORY			1	100%	1
PALMS WEST SURGICENTER		1			1
CARENOW URGENT CARE - ANTIOCH		1			1
FAMILY MEDICAL CENTER		1			1
SUREPOINT URGENT CARE PADRE ISLAND			1	100%	1
MISSISSIPPI VALLEY REGIONAL BLOOD CENTER			1	100%	1
SOUTHWEST FLORIDA DIVISION LAB			1	100%	1
Community Resource and Referral Center		1			1
SACRED HEART HEALTH SYSTEM- MIDWIFE PROGRAM			1	100%	1
AMERICAN MEDICAL RESPONSE - FARMER BRA		1			1
CENTRAL ALABAMA HEALTH CARE SYSTEM			1	100%	1
PREMIUM HOME HEALTH CARE INC			1	100%	1
Eden Meadows		1			1
ST. MARY MEDICAL CENTER		1			1
Ohman Family Living at Holly Assisted Living		1			1
Kroger 465 - The Little Clinic Oakley		1			1
HEALTH PARTNERS LLC		1			1
CHI ST VINCENT LITTLE ROCK DIAGNOSTIC CLINIC			1	100%	1
PHYSICIANS IMMEDIATE CARE CHICAGO			1	100%	1
WESTMORELAND REGIONAL HOSPITAL			1	100%	1

COVID-19: testing by laboratory

Data through May 4, 2021 verified as of May 5, 2021 at 09:25 AM

Data in this report are provisional and subject to change.

The numbers in the table below represent the number of Florida and non-Florida residents for whom test results were received by the Department of Health. A person can be tested by more than one laboratory and can have both positive and negative results. **Therefore, the sum of the numbers in each column will be larger than the total number of people tested.**

Reporting lab	Inconclusive	Negative	Positive	Percent positive	Total
BIOMAT ORLANDO		1			1
CAPSTONE REHABILITATION AND HEALTHCARE		1			1
ARTIS SENIOR LIVING OF DAVIE, LLC		1			1
NEXTCARE NIFONG			1	100%	1
MEMORIAL URGENT CARE CENTER -			1	100%	1
Wildwood Healthcare		1			1
VA Central Western Massachusetts HCS		1			1
AFFILIATED LABORATORIES INC			1	100%	1
LIBERTY URGENT CARE			1	100%	1
CONTINENTAL HOME HEALTH CARE INC			1	100%	1
VOLUSIA MEDICAL CENTER			1	100%	1
BRETON REHABILITATION & LIVING CENTRE		1			1
Manassas Health & Rehab			1	100%	1
Ravenwood Speciality Care		1			1
WELLINGTON PHYSICIANS URGENT CARE AT PALOMINO			1	100%	1
Rehab Select of Talladega		1			1
BEAUMONT REFERENCE LABORATORY			1	100%	1
Community Care Center of Heritage House, LLC			1	100%	1
ST MICHAEL'S ELITE MEDICAL HOSPITAL			1	100%	1
Indianspring of Oakley		1			1
FIRST CARE WALK IN CLINIC LLC			1	100%	1
SUMMERFIELD PAIN MANAGEMENT			1	100%	1
PROGENESIS INC			1	100%	1
SUPREME MEDICAL GROUP PLLC			1	100%	1
NEXTCARE DOBSON			1	100%	1
DAVIS, CASEY		1			1
Chateau Girardeau			1	100%	1
SOUTHEASTERN PATHOLOGY ASSOCIATES			1	100%	1
ABRAZO WEST CAMPUS			1	100%	1
MD NOW URGENT CARE			1	100%	1
BRISTOL CHILDRENS CLINIC			1	100%	1
Kroger - KRO03500568			1	100%	1
Walgreens #19992		1			1
Niles Nursing and Rehab. Center		1			1
MORSELIFE HOME CARE INC			1	100%	1
BAPTIST MINOR MEDICAL CENTER			1	100%	1
SOUTH COUNTY MEDICAL CENTER			1	100%	1
Urgent Care 24/7 Orlando LLC			1	100%	1
MEDEXPRESS URGENT CARE -HOWELL US HWY		1			1
CONCIERGE INTERNAL MEDICINE ASSOCIATES			1	100%	1
UMMC MIDTOWN CAMPUS			1	100%	1
ALAFAYA WOODS FAMILY MEDICAL CENTER		1			1
Cloverdale Rehabilitation and Nursing Center		1			1
KINGWOOD EMERGENCY HOSPITAL			1	100%	1
HACKENSACK UNIVERSITY MEDICAL CENTER		1			1
Grand Junction VAMC		1			1

COVID-19: testing by laboratory

Data through May 4, 2021 verified as of May 5, 2021 at 09:25 AM

Data in this report are provisional and subject to change.

The numbers in the table below represent the number of Florida and non-Florida residents for whom test results were received by the Department of Health. A person can be tested by more than one laboratory and can have both positive and negative results. **Therefore, the sum of the numbers in each column will be larger than the total number of people tested.**

Reporting lab	Inconclusive	Negative	Positive	Percent positive	Total
Kroger 618 - The Little Clinic Trail Creek Village		1			1
ANDERSON MEDICAL		1			1
SEVEN HILLS HEALTHCARE GROUP LLC DBA		1			1
Fargo VA Healthcare System		1			1
CHP COVID-19 (TX)			1	100%	1
Abernethy Laurels		1			1
FAMILY PRACTICE ASSOCIATES		1			1
SHERIDAN VAMC		1			1
ST JOHN'S MEDICAL CENTER, TETON VILLAGE			1	100%	1
TRUCARE LIVING CENTERS - SELMA			1	100%	1
RELIANCE HOME HEALTH CARE INC		1			1
North Ottawa Care Center at Heartwood Lodge		1			1
BRONSON METHODIST HOSPITAL			1	100%	1
BMC MAYPORT			1	100%	1
Northern Nevada State Veterans Home		1			1
MORNINGSIDE NURSING AND REHABILITATION		1			1
CHI ST ALEXIUS TRANSITIONAL CARE UNIT		1			1
DE TAR HOSPITAL			1	100%	1
ABSOLUTE HEALTHCARE			1	100%	1
GATEWAY LABORATORIES		1			1
WAYNE COUNTY PUBLIC HEALTH		1			1
HUDSON REGIONAL HOSPITAL			1	100%	1
PCR DIAGNOSTICS			1	100%	1
WEST PENSACOLA DIALYSIS CENTER			1	100%	1
ALTAMONTE SPRINGS WALK IN MED CENTER			1	100%	1
bishop rehabilitation and nursing center		1			1
MID FLORIDA COMMUNITY SERVICES			1	100%	1
ASSISTED LIVING AT TREZEVANT		1			1
DIVERSICARE OF BIG SPRINGS		1			1
MEMORIAL SATILLA HEALTH			1	100%	1
CENTRAL CAROLINA HOSPITAL			1	100%	1
FIT4LIFE MEDICAL CENTER			1	100%	1
Salem Hills Rehabilitation and Nursing Center		1			1
Portsmouth Health and Rehab			1	100%	1
MEDHELP			1	100%	1
PATIENT FIRST-GENERAL BOOTH			1	100%	1
Kroger 519 - The Little Clinic Staples Mill Road		1			1
ANDERSON REGIONAL MEDICAL CENTER			1	100%	1
KID CARE PEDIATRICS PA			1	100%	1
SMYTH COUNTY COMMUNITY HOSPITAL LABORATORY			1	100%	1
ACCURATE HEALTH SERVICES CORP			1	100%	1
MICROBIOLOGY DEPARTMENT			1	100%	1
INTERFAITH MEDICAL CENTER		1			1
ASHLEY PEDIATRICS DAY & NIGHT CLINIC			1	100%	1
JOHN PETER SMITH HOSPITAL- OB TRIAGE			1	100%	1
UW MEDICINE CHU LAB			1	100%	1

COVID-19: testing by laboratory

Data through May 4, 2021 verified as of May 5, 2021 at 09:25 AM

Data in this report are provisional and subject to change.

The numbers in the table below represent the number of Florida and non-Florida residents for whom test results were received by the Department of Health. A person can be tested by more than one laboratory and can have both positive and negative results. **Therefore, the sum of the numbers in each column will be larger than the total number of people tested.**

Reporting lab	Inconclusive	Negative	Positive	Percent positive	Total
INTEGRITY SPINE AND ORTHOPEDICS LLC			1	100%	1
YOUR HEALTH PEDIATRICS			1	100%	1
FLOYD MEDICAL CENTER/CLINICAL LAB		1			1
APEX HOME HEALTHCARE			1	100%	1
TERRELL URGENT CARE			1	100%	1
Brakeley Park Center		1			1
UC TAMiami			1	100%	1
OCCUPATIONAL HEALTH CENTER		1			1
BAYLOR SCOTT AND WHITE MEDICAL CENTER -CENTENNIAL			1	100%	1
ManorCare Health Services/ York South		1			1
ALBANNA PEDIATRICS CENTER			1	100%	1
SOLDIERS' HOME OF HOLYOKE		1			1
MEDICAL ARTS LABORATORY			1	100%	1
Sharon Care Center			1	100%	1
PREMIER FAMILY AND SPORTS MEDICINE LLC			1	100%	1
Medilodge of Mt. Pleasant		1			1
SENTARA AMBULATORY CARE CLINIC			1	100%	1
MIDWEST COVENANT HOME, INC		1			1
URGENT CARE OF KANSAS CITY			1	100%	1
LP ELIZABETHTON		1			1
FRONT PORCH PEDIATRICS PLLC			1	100%	1
St. Anne Home		1			1
SOLLIS HEALTH			1	100%	1
HARBOR HOSPITAL			1	100%	1
OMNI HEALTHCARE URGENT CARE			1	100%	1
SHANNON MEDICAL CENTER			1	100%	1
CLERMONT HEALTH DEPARTMENT			1	100%	1
HEALTH DIV OAK RIDGE NATL LABORATORY		1			1
COMMUNITY URGENT CARE PC			1	100%	1
Kroger 97 - The Little Clinic Hutchinson		1			1
CVS M08564POCT INDEPENDENCE		1			1
KENDALL PEDIATRICS PARTNERS LLC			1	100%	1
CONVENIENT MEDICAL AND HEALTH SERVICES			1	100%	1
ASCARATE DIALYSIS			1	100%	1
JACKSBORO URGENT CARE			1	100%	1
AVERA HEART HOSPITAL OF SD			1	100%	1
PRECISE PATHOLOGY ASSOCIATES PLLC			1	100%	1
VA NCHCS - Mather Division		1			1
Central Alabama Veterans HCS - West Campus		1			1
ASSOCIATES MD MEDICAL GROUP INC			1	100%	1
PATIENT FIRST - HAMILTON		1			1
Sherwood Oaks Health Center			1	100%	1
CHILDREN'S AT CHAMBLEE BROOKHAVEN URGE		1			1
BLUFFTON HEALTH CENTER			1	100%	1
AMERICAN DRUG TESTING LAB LLC			1	100%	1
CONCIERGE IV NUTRITION			1	100%	1

COVID-19: testing by laboratory

Data through May 4, 2021 verified as of May 5, 2021 at 09:25 AM

Data in this report are provisional and subject to change.

The numbers in the table below represent the number of Florida and non-Florida residents for whom test results were received by the Department of Health. A person can be tested by more than one laboratory and can have both positive and negative results. **Therefore, the sum of the numbers in each column will be larger than the total number of people tested.**

Reporting lab	Inconclusive	Negative	Positive	Percent positive	Total
LABTECH DIAGNOSTICS			1	100%	1
RENOWN REGIONAL MEDICAL CENTER			1	100%	1
NEXTCARE POWER			1	100%	1
MT SINA1 HOSPICE			1	100%	1
WOOD COUNTY HEALTH DEPARTMENT			1	100%	1
BAYMEADOWS PEDIATRIC CARE		1			1
Shelbyville Manor		1			1
NFRC CLINICAL LAB			1	100%	1
VALLEY HOSPITAL MEDICAL CENTER		1			1
HENRY FORD HOSPITAL			1	100%	1
PREMISEHEALTH		1			1
EVENTIDE LUTHERAN HOME		1			1
JP MORGAN CHASE HEALTH SERVICES			1	100%	1
MCG HOSPITALS AND CLINICS			1	100%	1
KAISER PERMANENTE REGIONAL REFERENCE LABORATORY		1			1
UNIVERSITY OF SOUTH FLORIDA			1	100%	1
PREMIER HEALTH CARE INC			1	100%	1
LABORATORY SERVICES SGHS - CAMDEN		1			1
FOUNDCARE HEALTH			1	100%	1
TAMPA GENERAL MEDICAL GROUP LABORATORY HEALTHPARK			1	100%	1
ARKANSAS PUBLIC HEALTH LABORATORY		1			1
WALGREENS PHOENIX		1			1
Aristacare at Cedar Oaks		1			1
ISLANDS ASSISTED LIVING FACILITY,THE			1	100%	1
CHILDREN PHYSICIANS GROUP			1	100%	1
CVS AZ3749POCT GOODYEAR		1			1
MARQUETTE GENERAL HOSPITAL			1	100%	1
JOSEPH REINA PHARMACY INC DBA JRJ PHAR		1			1
VICTORIA PAIN AND REHABILITATION CENTER			1	100%	1
MEDEXPRESS URGENT CARE - LINDEN		1			1
HEART HOSPITAL OF LAFAYETTE: EMERGENCY ROOM			1	100%	1
HOSPICE OF MARION COUNTY INC			1	100%	1
ARBOR DIAGNOSTICS, INC		1			1
SAINT ALPHONSUS REGIONAL MEDICAL CENTER			1	100%	1
WINTER HAVEN DIALYSIS		1			1
SC-GA2018 SIMPSONVILLE REHABILITATION		1			1
MAHONEY PEDIATRICS PA			1	100%	1
VELOCITY URGENT CARE - REDMILL			1	100%	1
ANDREWS INSTITUTE AMBULATORY SURGERY CENTER		1			1
HARDEE COUNTY FIRE RESCUE		1			1
Walgreens #5914		1			1
Wrightsville Manor Health and Rehab		1			1
MERCYONE DES MOINES MEDICAL CENTER			1	100%	1
UNIVERSITY OF WASHINGTON DEPT OF LAB MEDICINE			1	100%	1
TITUSVILLE TOWERS ASSISTED LIVING		1			1
SISTERS MISSION			1	100%	1

COVID-19: testing by laboratory

Data through May 4, 2021 verified as of May 5, 2021 at 09:25 AM

Data in this report are provisional and subject to change.

The numbers in the table below represent the number of Florida and non-Florida residents for whom test results were received by the Department of Health. A person can be tested by more than one laboratory and can have both positive and negative results. **Therefore, the sum of the numbers in each column will be larger than the total number of people tested.**

Reporting lab	Inconclusive	Negative	Positive	Percent positive	Total
BAM INC		1			1
MAYO CLINIC OUTPATIENT DIALYSIS CENTER			1	100%	1
MCLEOD MEMORIAL HOSPITAL CLARENDON			1	100%	1
PRIME HEALTHCARE SERVICES		1			1
WEST FLORIDA HOSPITAL LABORATORY			1	100%	1
Regency Square			1	100%	1
FLORIDA DEPARTMENT OF HEALTH IN CITRUS COUNTY		1			1
THE MEDICAL CENTER AT BOWLING GREEN			1	100%	1
MAYO CLINICAL LABORATORIES		1			1
UNIVERSITY OF IOWA HOSPITALS & CLINICS			1	100%	1
RICHMOND MEDICAL CENTER FOR WOMEN		1			1
OAK HAVEN REHAB AND NURSING CENTER			1	100%	1
Willowbrooke Court at Normandy Farms Estates		1			1
CVS / PHARMACY #10794			1	100%	1
BRITTNEY WHELIHAN IRWIN ARNP LLC			1	100%	1
ST. ELIZABETH HEALTHCARE - FLORENCE HOSPITAL			1	100%	1
GINKGO BIOWORKS INC (CONCENTRIC)		1			1
WMC HEALTH GROUP OF KISSIMMEE LLC			1	100%	1
ALL AMERICAN FAMILY AND GERIATRIC CARE			1	100%	1
PUBLIX PHARMACY #0332		1			1
SOUTHERN OHIO MEDICAL CENTER			1	100%	1
NORDX			1	100%	1
PARK AVENUE MEDICAL PROFESSIONALS PC		1			1
WRIGHT PATTERSON AFB MEDICAL CENTER			1	100%	1
APS-SUMMIT CARE PHARMACY, LLC DBA OMNICARE		1			1
WATERS EDGE ELEMENTARY SCHOOL			1	100%	1
Long Beach Care Center			1	100%	1
PEDIATRIC ASSOCIATES - MIAMI LAKES		1			1
CVS MA7140POCT WESTPORT		1			1
Parkview Care Center			1	100%	1
ORMOND PEDIATRICS PA			1	100%	1
MOUNT SINAI COMPREHENSIVE CANCER CENTER			1	100%	1
WESTMINSTER COLLEGE		1			1
Kroger 894 - The Little Clinic NEC		1			1
WALGREENS #10308		1			1
METRO HEALTH HOSPITAL LABORATORY		1			1
PRIMEX CLINICAL LABORATORIES INC			1	100%	1
LAKE MARY OPTUM FLORIDA			1	100%	1
TRUECARE24			1	100%	1
UFHEALTH			1	100%	1
LOWER KEYS COMMUNITY HEALTH CENTER			1	100%	1
DR BAWA AND ASSOCIATES			1	100%	1
Kroger 518 - The Little Clinic Hermitage		1			1
Altenheim Senior Living		1			1
PATIENT FIRST - SICKLERVILLE		1			1
SACRED HEART MEDICAL CENTER			1	100%	1

COVID-19: testing by laboratory

Data through May 4, 2021 verified as of May 5, 2021 at 09:25 AM

Data in this report are provisional and subject to change.

The numbers in the table below represent the number of Florida and non-Florida residents for whom test results were received by the Department of Health. A person can be tested by more than one laboratory and can have both positive and negative results. **Therefore, the sum of the numbers in each column will be larger than the total number of people tested.**

Reporting lab	Inconclusive	Negative	Positive	Percent positive	Total
CASA DE ORO CARE AND REHABILITATION CE		1			1
2504-HOMEWOOD		1			1
WESTCOAST FAMILY PRACTICE		1			1
NEW HORIZON PRIMARY CARE LLC			1	100%	1
COVE AT THE MARBELLA,THE			1	100%	1
STUDENT HEALTH CENTER			1	100%	1
BAPTIST EMERGENCY HOSPITAL - KELLY			1	100%	1
GATEWAY FAMILY HEALTH CLINIC			1	100%	1
ELKTON TRANSITIONAL CARE CENTER		1			1
PEDIATRIC ASSOC OF JACKSONVILLE PA			1	100%	1
BANNER UNIVERSITY MEDICAL CENTER			1	100%	1
Kroger 670 - The Little Clinic Dawson Forest Rd & Hwy 19		1			1
BRANDON OUTREACH CLINIC			1	100%	1
Medford Multicare		1			1
Kroger - KRO62000426			1	100%	1
Chestnut Ridge Nursing & Rehab		1			1
CURELOGICS WOUND CARE & HYPERBARIC CENTER		1			1
FLORIDA HOSPITAL LAB			1	100%	1
SAINT AGNES HOSPITAL			1	100%	1
CLAYTON NURSING AND REHABILITATION		1			1
GOOD SHEPHERD HOSPICE INC			1	100%	1
BOLLES SCHOOL, THE			1	100%	1
Kroger 359 - The Little Clinic Bellevue		1			1
HERNANDO COUNTY HEALTH DEPT			1	100%	1
Saint Joseph Living Center		1			1
EXCEL URGENT CARE OF NJ			1	100%	1
Troy Center for Rehabilitation & Nursing		1			1
MINUTECLINIC DIAGNOSTIC OF TN PC #6437		1			1
ALLIED PEDIATRICS & FAMILY MEDICINE			1	100%	1
INTERMOUNTAIN HEALTHCARE LABORATORY SERVICES			1	100%	1
Kroger 569 - The Little Clinic Gallatin		1			1
CVS NE8626POCT LINCOLN		1			1
MARTINSVILLE HEALTH AND REHAB			1	100%	1
MOUNT SINAI MEDICAL CENTER AVENTURA ER			1	100%	1
TILE PHARMACY		1			1
SANTA BARABARA ALF LLC (THE WINDSOR)			1	100%	1
DOCS OUTSIDE THE BOX INC			1	100%	1
VELOCITY URGENT CARE - LITTLE CREEK			1	100%	1
BRIDGEWATER AT WATERMAN VILLAGE			1	100%	1
HABANA HEALTH CARE CENTER			1	100%	1
FAMILY PRACTICE OF CENTRAL FLORIDA PA			1	100%	1
URGENT DOC -NACOGODOCHES CLINIC			1	100%	1
WALMART PHARMACY 10-4554		1			1
Crisp Regional Nursing and Rehab Center		1			1
Marysville Care Center		1			1
EVANS FAMILY CARE PA			1	100%	1

COVID-19: testing by laboratory

Data through May 4, 2021 verified as of May 5, 2021 at 09:25 AM

Data in this report are provisional and subject to change.

The numbers in the table below represent the number of Florida and non-Florida residents for whom test results were received by the Department of Health. A person can be tested by more than one laboratory and can have both positive and negative results. **Therefore, the sum of the numbers in each column will be larger than the total number of people tested.**

Reporting lab	Inconclusive	Negative	Positive	Percent positive	Total
HARDVARD VANGUARD MEDICAL ASSOCIATES - NEEDHAM			1	100%	1
SEATTLE-KING COUNTY			1	100%	1
HEALTH SERVICES-COLUMBIA COLLEGE		1			1
Manor Care of Dallastown d/b/a ManorCare Health Services - Dallastown		1			1
WHEATON FRANCISCAN LABORATORY			1	100%	1
MBMG OF WINTER HAVEN			1	100%	1
MEMORIAL HOSPITAL LOS BANOS			1	100%	1
CHC			1	100%	1
GENEVA FAMILY HEALTH			1	100%	1
HUNTERS CREEK MEDICAL ASSOCIATES PA		1			1
BEACH CARE PLLC			1	100%	1
ISSAM ALBANNA MD PA			1	100%	1
TAMPA FAMILY HEALTH CENTERS			1	100%	1
Melbourne Terrace Rehabilitation Center			1	100%	1
TMH URGENT CARE CENTER			1	100%	1
ECHCS - Jewell Clinic		1			1
THE INTERNAL MEDICAL GROUP		1			1
LIFE CARE CENTER OF HILTON HEAD		1			1
BRIDGEWAY CENTER INC			1	100%	1
DOYLESTOWN HOSPITAL			1	100%	1
JACKSON GENERAL HOSPITAL			1	100%	1
REDMOND REGIONAL MEDICAL CENTER			1	100%	1
GULF COUNTY HEALTH DEPARTMENT			1	100%	1
CHILDRENS DOCTOR OF TAMPA BAY, THE			1	100%	1
CLINICAL CARE, INC			1	100%	1
Chesapeake Shores - Signature HealthCare LLC		1			1
FORT MYERS DIALYSIS		1			1
San Antonio Residence and Rehabilitation Center		1			1
Caldwell Care		1			1
FAU MEMORY & WELLNESS CENTER			1	100%	1
PLEASANT RIDGE MANOR WEST		1			1
MEDEXPRESS URGENT CARE - PINE BLUFF S		1			1
WALGREENS #09456		1			1
THE HOSPITALS OF PROVIDENCE EMERGENCY ROOM			1	100%	1
UF HEALTH EMERGENCY CENTER LABORATORY		1			1
INHEALTH LIFE SCIENCES LLC			1	100%	1
KIDSVILLE PEDIATRICS III PA			1	100%	1
PROGRESSIVE MEDICAL RESEARCH			1	100%	1
UNIVERSITY OF MARYLAND PATHOLOGY ASSOCIATES			1	100%	1
HEALTH & WELLNESS PROFESSIONALS INC			1	100%	1
MOUNT SINAI HOSPITAL OF QUEENS			1	100%	1
Bayou Vista Community Care Center			1	100%	1
JPS HEALTH CENTER AT TRUE WORTH PLACE			1	100%	1
CVS IL2297651CV JOLIET		1			1
STAT EMERGENCY CENTER			1	100%	1
OUCH URGENT CARE			1	100%	1

COVID-19: testing by laboratory

Data through May 4, 2021 verified as of May 5, 2021 at 09:25 AM

Data in this report are provisional and subject to change.

The numbers in the table below represent the number of Florida and non-Florida residents for whom test results were received by the Department of Health. A person can be tested by more than one laboratory and can have both positive and negative results. **Therefore, the sum of the numbers in each column will be larger than the total number of people tested.**

Reporting lab	Inconclusive	Negative	Positive	Percent positive	Total
SAINT JOSEPHS HOSPITAL OF ATLANTA			1	100%	1
ADVENTHEALTH MEDICAL GROUP UROLOGY AT EAST ORLANDO		1			1
GENESIS MICROBIOLOGY LAB		1			1
Jenkins Living Center		1			1
INFINITY HOME CARE OF PORT CHARLOTTE, LLC			1	100%	1
Greene Meadows Nursing and Rehabilitation Center		1			1
NORTH BREVARD CHILDRENS MEDICAL CENTER			1	100%	1
PANCARE HEALTH - BRUCE			1	100%	1
Premier Estates of Dublin, LLC		1			1
DOCTORS HOSPITAL OF LAREDO			1	100%	1
ENT AND ALLERGY ASSOCIATES, LLP		1			1
EMERY MEDICAL CENTER			1	100%	1
PROGRESSIVE MEDICAL LAB LLC			1	100%	1
Washington County Nursing Home			1	100%	1
TANNER MEDICAL CENTER VILLA RICA		1			1
MEA PRIMARY CARE PLUS BYRAM			1	100%	1
ST JOSEPHS CHILDRENS HOSPITAL PEDI TRANSPORT			1	100%	1
ERIE COUNTY EMERGENCY SERVICES DIV OF		1			1
GWINNETT MEDICAL CENTER			1	100%	1
SUN LABORATORY SERVICES,INC			1	100%	1
WESTOX LABS		1			1
MORGAN MEDICAL CENTER		1			1
MEDEXPRESS URGENT CARE-HAVERHILL		1			1
GATEWAY COMMUNITY SERVICES INC			1	100%	1
Ashland Place Health and Rehabilitation, LLC		1			1
WILMINGTON NURSING AND REHAB			1	100%	1
CHATSWORTH ASSISTED LIVING COMMUNITY AT PGA NATIONAL			1	100%	1
BMRHC HARRISON		1			1
APPLECARE URGENT CARE KINGSLAND			1	100%	1
QUALITY LAB			1	100%	1
ADVANCED MEDICAL LABORATORIES (AML)			1	100%	1
POUDRE VALLEY HOSPITAL			1	100%	1
ST LUKE'S BOISE REGIONAL MEDICAL CENTER		1			1
HIGHLAND LABORATORY			1	100%	1
park avenue extended care		1			1
Brio of Johnston		1			1
GAMMA HEALTHCARE, INC		1			1
NABI		1			1
ALBUQUERQUE INDIAN HEALTH CENTER		1			1
MID-FLORIDA PATHOLOGY LLC		1			1
BAPTIST HEALTH PRIMARY CARE AT CUTLER BAY			1	100%	1
CARSON NURSING AND REHABILITATION CENTER		1			1
Nemours Children's Clinic-Orla			1	100%	1
SIGNATURE CARE MIDLAND			1	100%	1
CLEVELAND HEARTLAB			1	100%	1
WAKE FOREST MEDICAL CENTER LABORATORY			1	100%	1

COVID-19: testing by laboratory

Data through May 4, 2021 verified as of May 5, 2021 at 09:25 AM

Data in this report are provisional and subject to change.

The numbers in the table below represent the number of Florida and non-Florida residents for whom test results were received by the Department of Health. A person can be tested by more than one laboratory and can have both positive and negative results. **Therefore, the sum of the numbers in each column will be larger than the total number of people tested.**

Reporting lab	Inconclusive	Negative	Positive	Percent positive	Total
IVY CREEK FAMILY CARE OF TROY			1	100%	1
MD NOW MEDICAL CENTERS, INC			1	100%	1
GADSDEN FAMILY PRACTICE		1			1
ELATION HEALTH		1			1
SMA BEHAVIORAL HEALTH SERVICES INC		1			1
Walgreens #10988		1			1
EMPATH HOME HEALTH LLC			1	100%	1
WALGREENS #5130			1	100%	1
HIGH DESERT COURT GROUP HOME			1	100%	1
ADVANCE HEALTH AND WELLNESS SOLUTIONS			1	100%	1
NEMOURS CHILDREN'S PRIMARY CARE			1	100%	1
COASTAL PEDIATRICS LLC			1	100%	1
HEALTH CARPENTER PLLC		1			1
JOHN MANCHIN SR HEALTH CARE CENTER		1			1
MINUTE CLINIC DIAGNOSTIC MED GRP OF CA		1			1
WARREN GENERAL HOSPITAL			1	100%	1
INFANTS & CHILDREN PA			1	100%	1
BOCA CIEGA CENTER			1	100%	1
CENTRAL JERSEY URGENT CARE OF GREEN BR		1			1
ORANGE PEDIATRICS PA			1	100%	1
EXPRESS WALK IN MEDICAL CENTER			1	100%	1
GARDEN VIEW CARE CENTER		1			1
REDSTONE REHABILITATION & NURSING CENT		1			1
ALDEN PHARMACY		1			1
ROSE HAVEN NURSING CENTER		1			1
Livingston County Center for Nursing and Rehabilitation		1			1
CARENOW-MONTGOMERY			1	100%	1
SALTZER URGENT CARE			1	100%	1
SYCAMORE MEDICAL CENTER-KETTERING HEALTH NETWORK			1	100%	1
KINGWOOD EMERGENCY CENTER			1	100%	1
C V S / PHARMACY #4396		1			1
OCEANVIEW NURSING AND REHABILITAION CENTER			1	100%	1
Kroger 970 - The Little Clinic Westfield			1	100%	1
The Evangelical Lutheran Good Samaritan Society Prescott Village		1			1
Heritage Health of Peru			1	100%	1
BAYFRONT HEAL WOUND CARE AND HYPERBARIC CENTER			1	100%	1
WYOMING COUNTY DEPARTMENT OF HEALTH		1			1
FREDERICK AVENUE GROUP HOME		1			1
PRIME CARE FAMILY MEDICINE			1	100%	1
Coos County Nursing Home		1			1
ELMCROFT OF TIMBERLIN PARC			1	100%	1
SHADY GROVE ADVENTIST HOSPITAL			1	100%	1
BSA PHYSICIANS GROUP, INC D/B/A BSA FAMILY MEDICAL			1	100%	1
Kingston Care Center of Fort Wayne		1			1
SOUTHEAST MISSOURI HOSPITAL		1			1
ST JUDE CARE CENTER		1			1

COVID-19: testing by laboratory

Data through May 4, 2021 verified as of May 5, 2021 at 09:25 AM

Data in this report are provisional and subject to change.

The numbers in the table below represent the number of Florida and non-Florida residents for whom test results were received by the Department of Health. A person can be tested by more than one laboratory and can have both positive and negative results. **Therefore, the sum of the numbers in each column will be larger than the total number of people tested.**

Reporting lab	Inconclusive	Negative	Positive	Percent positive	Total
MEDTOWN PHARMACY			1	100%	1
BROCK HUGHES MEDICAL CENTER			1	100%	1
PEACHEALTH LABORATORIES		1			1
Ideal Senior Living Center		1			1
HIGHLANDS CLINICAL LABORATORY			1	100%	1
CVS SC4288POCT ROCK HILL			1	100%	1
MOUNT SINAI MEDICAL CENTER HIALEAH			1	100%	1
CARE CENTER OF LAKE PLACID			1	100%	1
Aspire Physical Recovery Center at Cahaba River		1			1
OHIO VALLEY MANOR NURSING &		1			1
MT CARMEL NURSING HOME		1			1
URGENTMED			1	100%	1
MERCY – NORTH IOWA			1	100%	1
BEVERLY ADVANCED PRACTICE NURSING		1			1
AHC Dyersburg		1			1
Walgreens #11724		1			1
STITCHES ACUTE CARE CENTER OF CHEYENNE			1	100%	1
RAYMOND F CARON MD			1	100%	1
PALMETTO PRIMARY CARE PHYSICIANS			1	100%	1
WESLEY MEDICAL CENTER			1	100%	1
WINCHESTER URGENT CARE, PC		1			1
Diversicare of Smyrna		1			1
URGENT CARE OF COASTAL GEORGIA			1	100%	1
PEDIATRIC PARTNERS			1	100%	1
GIBSON AREA PRIMARY CARE			1	100%	1
ADVANCED CARDIOVASCULAR DIAGNOSTICS PL		1			1
PALM COTTAGE OPERATOR LLC			1	100%	1
URGENT CARE NORTHWEST		1			1
Ash Flat Healthcare and Rehabilitation Center			1	100%	1
MEDCOR AT ROYAL CARIBBEAN			1	100%	1
SANFORD HOME		1			1
SUNCOAST BEHAVIORAL HEALTH CENTER			1	100%	1
Ozark Health and Rehabilitation, LLC		1			1
SYNERGY DIALYSIS INC			1	100%	1
AAA MEDICAL TESTING			1	100%	1
PEDIATRIC ASSOCIATES - DORAL			1	100%	1
SPINE & PAIN CONSULTANT PLLC		1			1
LiveWell		1			1
UNIVERSITY PLACE NURSING CENTER		1			1
PALM BEACH COUNTY SHERIFF OFFICE			1	100%	1
TARRANT MEDICAL ASSOCIATES			1	100%	1
NEXTCARE SUN CITY			1	100%	1
DEL PRADO MEDICAL CENTER, INC		1			1
CAREMOUNT MEDICAL PC		1			1
BEST CARE COMMUNITY AND FAMILY HEALTH CENTER INC			1	100%	1
DIGNITY HEALTH GOHEALTH		1			1

COVID-19: testing by laboratory

Data through May 4, 2021 verified as of May 5, 2021 at 09:25 AM

Data in this report are provisional and subject to change.

The numbers in the table below represent the number of Florida and non-Florida residents for whom test results were received by the Department of Health. A person can be tested by more than one laboratory and can have both positive and negative results. **Therefore, the sum of the numbers in each column will be larger than the total number of people tested.**

Reporting lab	Inconclusive	Negative	Positive	Percent positive	Total
SHP WESTCHESTER LLC		1			1
CEPERO PEDIATRICS PA			1	100%	1
PHYSICIANS PREMIER ER- BASTROP			1	100%	1
VIRGINIA UROLOGY		1			1
ST. MICHAEL'S ELITE HOSPITAL			1	100%	1
CHILDREN'S NATIONAL MEDICAL CENTER			1	100%	1
NORTHEAST GEORGIA HEALTH SYSTEM			1	100%	1
Alden North Shore			1	100%	1
MID-FLORIDA CANCER CENTERS		1			1
CULVER CITY URGENT CARE			1	100%	1
JACK M MATHENY II MD			1	100%	1
PHOEBE PRIMARY CARE CAMILLA			1	100%	1
Erie VAMC		1			1
CAROLINA BAY HEALTHCARE CTR OF WILMING		1			1
ATRIA TAMARAC			1	100%	1
LOURDES-NOREEN MCKEEN RESIDENCE□			1	100%	1
Alaska Domiciliary Care for Homeless Veterans		1			1
PORT ORANGE DIALYSIS			1	100%	1
EMORY DECATUR HOSPITAL - EMORY MEDICAL		1			1
MIAMI-DADE COUNTY HEALTH DEPT.		1			1
TOMAH HEALTH			1	100%	1
PALM BREEZE DIALYSIS			1	100%	1
JUPITER MEDICAL CENTER INC			1	100%	1
BERKSHIRE MEDICAL CENTER			1	100%	1
ST MARY'S OF SAGINAW		1			1
Cornerstone at the Ranch		1			1
TREASURE COAST MEDICAL CONCIERGE LLC			1	100%	1
SIPERSTEIN DERMATOLOGY LLC			1	100%	1
SUNCOAST RESEARCH GROUP LLC			1	100%	1
DILELLA			1	100%	1
EMERSON HOSPITAL LABORATORY			1	100%	1
FLORIDA MEDICAL CLINIC PA GI			1	100%	1
SKYRIDGE CLINICAL ASSOCIATES		1			1
Iosco County Medical Care Facility		1			1
CONNECTICUT CVS PHARMACY, LLC		1			1
NORTHEAST REGIONAL MEDICAL CENTER			1	100%	1
Eger Health Care and Rehabilitation Center		1			1
VA ST LOUIS HEALTH CARE SYSTEM			1	100%	1
Lemont Nursing and Rehab Center			1	100%	1
TANNER CLINIC			1	100%	1
Grangeville Health and Rehab		1			1
West Bay of Tampa Center			1	100%	1
BUREAU COUNTY HEALTH DEPT			1	100%	1
VERMONT DEPT OF HEALTH LABORATORY			1	100%	1
ARTESIAN HOME		1			1
OASIS FAMILY RESORT IN THE SPRINGS LLC		1			1

COVID-19: testing by laboratory

Data through May 4, 2021 verified as of May 5, 2021 at 09:25 AM

Data in this report are provisional and subject to change.

The numbers in the table below represent the number of Florida and non-Florida residents for whom test results were received by the Department of Health. A person can be tested by more than one laboratory and can have both positive and negative results. **Therefore, the sum of the numbers in each column will be larger than the total number of people tested.**

Reporting lab	Inconclusive	Negative	Positive	Percent positive	Total
MERCY HOME		1			1
RIVERSIDE REGIONAL MED CENTER			1	100%	1
BEAUMONT URGENT CARE		1			1
THE GROVE HEALTH AND REHAB			1	100%	1
Mountain View Manor			1	100%	1
INDIAN RIVER SHERIFF OFFICE		1			1
CHI ST. LUKE'S HEALTH BCM MEDICAL CENTER			1	100%	1
COUNTY OF HAMILTON			1	100%	1
NYU LANGONE AMBULATORY CARE LAKE SUCCE		1			1
MEDICAL CITY LAS COLINAS			1	100%	1
DEVLIN MANOR NURSING AND REHABILITATION		1			1
BAPTIST HEALTH ASI			1	100%	1
Excel Care Center			1	100%	1
Kroger 532 - The Little Clinic Murfreesboro		1			1
MARTIN LUTHER KING RENAL INSTITUTE			1	100%	1
SOUTHEASTERN INTEGRATED MEDICAL PL			1	100%	1
THOMAS HOSPITAL			1	100%	1
MARYLAND DEPARTMENT OF HEALTH AND MENTAL HYGIENE			1	100%	1
UNIVERSITY OF NORTH CAROLINA HOSPITALS			1	100%	1
PHOENIX PROGRAMS OF FLORIDA INC		1			1
WEST FLORIDA MEDICAL CENTER CLINIC			1	100%	1
FRESENIUS MEDICAL CARE TRADTION			1	100%	1
ESOTERIC LAB			1	100%	1
PELICAN STATE OUTPATIENT CENTER			1	100%	1
MARTIN ARMY COMMUNITY HOSPITAL			1	100%	1
RM LAB LLC DBA EXPRESS LAB		1			1
CSI LABORATORIES FLORIDA			1	100%	1
MCCORMICK AMBULANCE		1			1
Wayne County Nursing Home		1			1
AFTER HOURS CARE OF AMERICUS INCORPORA			1	100%	1
STEWART MEDICAL GROUP INC			1	100%	1
LOURDES URGENT CARE			1	100%	1
VERITAS GENETICS, INC.			1	100%	1
Birmingham Nursing & Rehab Center		1			1
LAREDO CARE CLINIC NORTH		1			1
MOUNTAINVIEW URGENT CARE VALLEY		1			1
PM PEDIATRICS PC			1	100%	1
THE CLINIC ON SIXTH			1	100%	1
NORTH RIVER FAMILY HEALTH CENTER			1	100%	1
ADAMS COUNTY HEALTH DEPARTMENT			1	100%	1
Glen Haven Health and Rehabilitation LLC		1			1
TMH CANCER CENTER LABORATORY			1	100%	1
GARDENS AT MAPLEWOOD			1	100%	1
Holly Hill Healthcare Center			1	100%	1
EAST FL CORE LAB			1	100%	1
DR Q PEDIATRICS			1	100%	1

COVID-19: testing by laboratory

Data through May 4, 2021 verified as of May 5, 2021 at 09:25 AM

Data in this report are provisional and subject to change.

The numbers in the table below represent the number of Florida and non-Florida residents for whom test results were received by the Department of Health. A person can be tested by more than one laboratory and can have both positive and negative results. **Therefore, the sum of the numbers in each column will be larger than the total number of people tested.**

Reporting lab	Inconclusive	Negative	Positive	Percent positive	Total
PUBLIX PHARMACY # 1236			1	100%	1
ROCK RAPIDS HEALTH CENTRE		1			1
LIFELINK FOUNDATION INC D/B/A			1	100%	1
JOSHUA E CHESIR MD		1			1
SOMA MEDICAL CENTER PA #2			1	100%	1
SANDPIPER CLUSTER		1			1
LEE MEMORIAL HOSPITAL OUTPATIENT SURGERY CENTER			1	100%	1
SC-GA2018 THE RIDGE REHABILITATION & H		1			1
ADVANCED INDIVIDUALIZED MEDICINE OF NAPLES			1	100%	1
NORTHERN KENTUCKY HEALTH DEPARTMENT			1	100%	1
RANDOLPH-MACON COLLEGE			1	100%	1
UNITED HOSPITAL CENTER LABORATORY			1	100%	1
AUBURNDALE DOCTOR TODAY			1	100%	1
MEMORIAL HOSPITAL MIRAMAR WAIVED TESTING			1	100%	1
MEMORIAL HERMANN MEDICAL GROUP-ATASCOCITA PEDS			1	100%	1
PALMETTO LANDING			1	100%	1
CROWNPOINT HEALTHCARE FACILITY		1			1
ADVANCED RESEARCH INSTITUTE			1	100%	1
VANAJA SUREDDI MD PA			1	100%	1
Peninsula Nursing and Rehabilitation Center		1			1
WINTER GARDEN CHILDREN'S HEALTH CENTERS			1	100%	1
Pelican Health Norfolk			1	100%	1
ASHLEY PEDIATRICS DAY AND NIGHT CLINIC			1	100%	1
ALIMETRIX INC		1			1
PANCARE HEALTH - CARR ELEM & MIDDLE SCHOOL			1	100%	1
LOUIS A JOHNSON VAMC		1			1
Avista Nursing and Rehab			1	100%	1
Kroger 717 - The Little Clinic Dolphin Drive			1	100%	1
UT MD ANDERSON CANCER CENTER-TUMOR MARKER LAB			1	100%	1
CENTRAL FLORIDA HOSPITALIST			1	100%	1
LAKELAND REGIONAL HEALTH AUBURNDALE		1			1
ManorCare Health Services-Monroeville		1			1
Alden Lincoln Park			1	100%	1
LAKELAND MEDICAL CENTER			1	100%	1
GREATER MIAMI DIALYSIS			1	100%	1
HEBER VALLEY HOSPITAL			1	100%	1
Kroger - KRO70300083			1	100%	1
RESIDENCES AT MIAMI / REIGN GARDENS LLC, THE			1	100%	1
WELLMED AT LINEBAUGH AVE			1	100%	1
ADVENTHEALTH MEDICAL GROUP PEDIATRICS DIABETES &			1	100%	1
Crowne Place Assisted Living		1			1
M.D. ANDERSON CANCER CENTER			1	100%	1
NEW SMYRNA BEACH AMBULATORY CARE CTR			1	100%	1
INTERNAL MEDICINE EMILIA MURRAY MD PA		1			1
MERITUS MEDICAL CENTER			1	100%	1
MISSOURI DEPARTMENT OF HEALTH AND SENIOR SERVICES - STATE PH LAB		1			1

COVID-19: testing by laboratory

Data through May 4, 2021 verified as of May 5, 2021 at 09:25 AM

Data in this report are provisional and subject to change.

The numbers in the table below represent the number of Florida and non-Florida residents for whom test results were received by the Department of Health. A person can be tested by more than one laboratory and can have both positive and negative results. **Therefore, the sum of the numbers in each column will be larger than the total number of people tested.**

Reporting lab	Inconclusive	Negative	Positive	Percent positive	Total
XSTREMEMD			1	100%	1
CVS AZ4795POCT MESA		1			1
WEST VIRGINIA LABORATORIES			1	100%	1
SETON HILL UNIVERSITY		1			1
FAMILY MEDICAL CENTRE			1	100%	1
DAYTONA BEACH DIALYSIS			1	100%	1
UT HEALTH RIO GRANDE VALLEY PRIMARY CARE AT			1	100%	1
MISSOURI DEPT. OF HEALTH			1	100%	1
BISHOP KEARNEY		1			1
MEMORIALCARE LONG BEACH MEDICAL CENTER			1	100%	1
ELKHART GENERAL HOSPITAL			1	100%	1
ABINGTON MEMORIAL HOSPITAL			1	100%	1
DOCTORS CARE - GREER		1			1
EVERLYWELL DIAGNOSTICS			1	100%	1
WELLMED AT LONGWOOD			1	100%	1
NATION'S BEST CARE HOME HEALTH			1	100%	1
AURORA HEALTH CARE METRO INC			1	100%	1
ELDERWOOD AT WAVERLY		1			1
JAMES A HENRY MD LLC			1	100%	1
MEDPOST URGENT CARE - CIBOLO			1	100%	1
DEPARTMENT OF HEALTH SERVICES			1	100%	1
PRINCIPLE DIAGNOSTICS LLC			1	100%	1
RAAZI CLINICAL LABORATORY LLC			1	100%	1
PINEVILLE PHARMACY			1	100%	1
WESTON COUNTY HEALTH SERVICES			1	100%	1
AUGUSTA HEALTH SD			1	100%	1
PEDIATRIC ASSOCIATES OF JULINGTON CREEK			1	100%	1
PATIENT FIRST - GARRISONVILLE			1	100%	1
Arlington Health and Rehabilitation		1			1
BRIDGEWATER PARK ASSISTED LIVING LLC			1	100%	1
LINCOLN COUNTY MEDICAL CENTER		1			1
LOUNDY		1			1
AUTUMN CARE OF STATESVILLE, LLC		1			1
MEDEXPRESS URGENT CARE, LEBANON		1			1
Encompass Health Littleton		1			1
Manor Care Health Care Services - Williamsport North		1			1
DOCTORS CHOICE HOME CARE INC			1	100%	1
MERITER LABORATORIES			1	100%	1
MEDSTAT WARSAW			1	100%	1
BAPTIST HEALTH EXPRESS CARE			1	100%	1
Encompass Health Rehab Hosp Harmarville		1			1
HALE KUPUNA HERITAGE HOME		1			1
ABBOTT LABORATORIES - OCCUPATIONAL HEALTH SERVICES			1	100%	1
TREASURE COAST COMMUNITY HEALTH INC			1	100%	1
WALGREENS #12322		1			1
IMA MEDICAL CENTER OF SOUTH WEST ORLANDO			1	100%	1

COVID-19: testing by laboratory

Data through May 4, 2021 verified as of May 5, 2021 at 09:25 AM

Data in this report are provisional and subject to change.

The numbers in the table below represent the number of Florida and non-Florida residents for whom test results were received by the Department of Health. A person can be tested by more than one laboratory and can have both positive and negative results. **Therefore, the sum of the numbers in each column will be larger than the total number of people tested.**

Reporting lab	Inconclusive	Negative	Positive	Percent positive	Total
WELLSTREET SMYNA URGENT CARE		1			1
Kroger 126 - The Little Clinic Cottonwood		1			1
GENESIS HOME HEALTH CARE SERVICES OF			1	100%	1
STAYING HEALTHY MEDICAL SERVICES			1	100%	1
CHATEAU MADELEINE - SENIOR LIVING & MEMORY CARE			1	100%	1
VillageCare Rehabilitation and Nursing Center		1			1
LOUIS STOKES CLEVELAND VA MEDICAL CENTER			1	100%	1
PINNACLE DIALYSIS		1			1
TITAN GENOMICS, LLC			1	100%	1
GPI MEDICAL CENTER, INC			1	100%	1
DESERT ROSE FL LLC		1			1
BAPTIST MEDICAL PLAZA AT MIAMI LAKES DIAGNOSTICS			1	100%	1
EXPRESS LAB LIVINGSTON			1	100%	1
CONVENIENT MD			1	100%	1
Dugan Memorial Home		1			1
Accordius Health at Harrisonburg		1			1
TCPA CLINICAL LABORATORIES			1	100%	1
WASHINGTON SOLDIERS HOME AND COLONY		1			1
MEMORIAL HOSPITAL - BELLEVILLE			1	100%	1
AMALIA'S COMMUNITY CLINIC, CORP			1	100%	1
BIOMAT USA INC			1	100%	1
Wexner Heritage House			1	100%	1
SOUTHWEST ORLANDO FAMILY MEDICINE, PL			1	100%	1
SAMSON MEDICAL CLINIC			1	100%	1
NORTHWEST FLORIDA SPECIALTY PHYSICIANS LLC		1			1
SOUTHEASTERN HEALTH FACILITES, INC		1			1
US PUBLIC HEALTH SERVICE HOSPITAL			1	100%	1
NORTHSIDE FAMILY MEDICINE AND URGENT CARE (MIDTOWN)		1			1
PINELLAS POINT NURSING AND REHAB CENTER			1	100%	1
MISSION HOSPITAL			1	100%	1
ASSOCIATESMD			1	100%	1
PHYSICIANS LAB INC			1	100%	1
KIDZ FAMILY CARE			1	100%	1
HEALTHPLUS			1	100%	1
NORTH BROWARD MEDICAL CENTER			1	100%	1
NORTH COUNTY MEDICAL LAB			1	100%	1
BROOKS REHAB			1	100%	1
BAPTIST HEALTH SURGERY CENTER			1	100%	1
COMMUNITY MEMORIAL HOSPITAL		1			1
WW Chem Auto SS			1	100%	1
ATMORE COMMUNITY HOSPITAL			1	100%	1
UMASS MEMORIAL/MARLBORO HOSPITAL			1	100%	1
LAKE WALES DIALYSIS CENTER			1	100%	1
SOUTH FLORIDA EVALUATION AND TREATMENT		1			1
BALLAD HEALTH MEDICAL ASSOCIATES URGENT CARE			1	100%	1
PASTEUR MEDICAL HIALEAH GARDEN LLC			1	100%	1

COVID-19: testing by laboratory

Data through May 4, 2021 verified as of May 5, 2021 at 09:25 AM

Data in this report are provisional and subject to change.

The numbers in the table below represent the number of Florida and non-Florida residents for whom test results were received by the Department of Health. A person can be tested by more than one laboratory and can have both positive and negative results. **Therefore, the sum of the numbers in each column will be larger than the total number of people tested.**

Reporting lab	Inconclusive	Negative	Positive	Percent positive	Total
Trenton Health and Rehabilitation		1			1
INDIAN RIVER CLINICAL LABORATORY, INC.		1			1
LOPEZ		1			1
UF HEALTH - WILDLIGHT			1	100%	1
REGIONAL MED CTR BAYONET POINT			1	100%	1
CENTRAL FLA PEDIATRIC URGENT CARE LLC		1			1
GATEWAY HEALTHCARE, PC			1	100%	1
KROGER 915 - THE LITTLE CLINIC ANDERSON			1	100%	1
HAYS CLINICAL LAB			1	100%	1
SOUTHERN FAMILY HEALTH			1	100%	1
SPARTA HEALTH & REHAB		1			1
LADY LAKE FAMILY MEDICINE			1	100%	1
MEDICAL CENTER OF TRINITY - MOB		1			1
DPH OP LAB			1	100%	1
FRITZINGERTOWN SENIOR LIVING		1			1
Good Samaritan Society - Albion		1			1
FLORIDA WATERMAN HOSPITAL			1	100%	1
HEALTHCARE PARTNERS FAMILY MEDICINE LLC			1	100%	1
MOUNT DORA DIALYSIS			1	100%	1
JUPITER MEDICAL GROUP			1	100%	1
LAURELS OF NORWORTH		1			1
Kroger 419 - The Little Clinic Farmington/Exeter		1			1
MEDICAL CENTER			1	100%	1
COLLIER BLVD HMA PHYSICIANS MANAGEMENT LLC			1	100%	1
Robert J Dole VAMC		1			1
Summit Medical Group Morristown Oncology		1			1
YOUTH HEALTH CENTER OF HUNTINGTON		1			1
Chateau Dville Rehab & Retirement		1			1
PAUL C SCHWARTZ & MELVIN L WEIDMAN		1			1
Absolut Care of Gasport		1			1
SARASOTA MEMORIAL HEALTHCARE			1	100%	1
PEDIATRIC SPECIALTY CLINIC COLLIER			1	100%	1
FLORIDA DIGESTIVE AND LIVER SPECIALISTS			1	100%	1
ARIZONA STATE LABORATORY			1	100%	1
ADVANCED LABORATORY SERVICES			1	100%	1
Grays Harbor Health and Rehabilitation		1			1
CONSULATE HEALTH CARE OF VERO BEACH			1	100%	1
MEDIPLUS CLINIC, INC			1	100%	1
ADDINGTON PLACE EAST LAKE		1			1
SAINT FRANCIS HOSPITAL			1	100%	1
Churchman Village LLC		1			1
Walgreens #10851		1			1
CORNERSTONE OF RECOVERY INC		1			1
MEDEXPRESS URGENT CARE - WAYNESBURG		1			1
BROWARD MEDICAL LAB			1	100%	1
NHC PLACE AT COOL SPRINGS		1			1

COVID-19: testing by laboratory

Data through May 4, 2021 verified as of May 5, 2021 at 09:25 AM

Data in this report are provisional and subject to change.

The numbers in the table below represent the number of Florida and non-Florida residents for whom test results were received by the Department of Health. A person can be tested by more than one laboratory and can have both positive and negative results. **Therefore, the sum of the numbers in each column will be larger than the total number of people tested.**

Reporting lab	Inconclusive	Negative	Positive	Percent positive	Total
NORTHEAST BAPTIST HOSPITAL			1	100%	1
SPRING VALLEY HOSPITAL MEDICAL CENTER			1	100%	1
FIRST CARE OF GAINESVILLE			1	100%	1
PERFECT HEALTH URGENT CARE AND MEDICAL		1			1
UNITED HEALTHCARE			1	100%	1
Perham Living			1	100%	1
APOLLOMDX LLC			1	100%	1
Kroger 929 - The Little Clinic Corryville		1			1
LONG ISLAND MINIMALLY INVASIVE SURGERY		1			1
INLET CONCIERGE MEDICINE			1	100%	1
FINLAY MEDICAL RESEARCH CORP			1	100%	1
ST FRANCIS COLLEGE WELLNESS CENTER		1			1
MIAMI VASCULAR SURGERY			1	100%	1
NEMOURS CHILDREN'S PRIMARY CARE, ST CLOUD			1	100%	1
FIRSTCARE MEDICAL CENTER			1	100%	1
ADVENTHEALTH IMAGING WINTERGARDEN		1			1
RUBY MEMORIAL HOSP. LAB			1	100%	1
URGENT 202 COX CREEK PKWY		1			1
St Mary's d'Youville Pavilion		1			1
CONSOLIDATED			1	100%	1
AMD			1	100%	1
OPTUM OF HIALEAH		1			1
NLAC SUMMERBIO			1	100%	1
BRUSHY CREEK FAMILY HOSPITAL			1	100%	1
SARHA DOCTORS CENTER			1	100%	1
KNAPP MEDICAL GROUP			1	100%	1
Chicago Heights CBOC		1			1
CVS AZ10529POCT SCOTTSDALE		1			1
INFECTION CONTROL DEPT			1	100%	1
Oakland Nursing and Rehabilitation Center		1			1
UNIVERSAL DIAGNOSTICS LABORATORIES			1	100%	1
Dexter Health Care		1			1
Walgreens #3049		1			1
HARBOR OAKS GOLDEN YEARS			1	100%	1
DAVENPORT DIALYSIS CENTER		1			1
Belvoir Woods Health Care Center at The Fairfax		1			1
Crowne Health Care of Eufaula		1			1
SOUTHWEST VIRGINIA COMMUNITY HEALTH SYSTEMS			1	100%	1
CARESPOT - MIAMI GARDENS			1	100%	1
MEDEXPRESS URGENT CARE - PATRICK STREE			1	100%	1
EDWARD HOSPITAL			1	100%	1
HAVASU REGIONAL MEDICAL CENTER			1	100%	1
BOCA RATON REGIONAL HOSPITAL		1			1
SCHUYLER HOSPITAL		1			1
RESTORE MEDICAL PARTNERS PLLC			1	100%	1
Crowne Health Care of Thomasville		1			1

COVID-19: testing by laboratory

Data through May 4, 2021 verified as of May 5, 2021 at 09:25 AM

Data in this report are provisional and subject to change.

The numbers in the table below represent the number of Florida and non-Florida residents for whom test results were received by the Department of Health. A person can be tested by more than one laboratory and can have both positive and negative results. **Therefore, the sum of the numbers in each column will be larger than the total number of people tested.**

Reporting lab	Inconclusive	Negative	Positive	Percent positive	Total
EXPRESS CARE OF OCALA			1	100%	1
HEALTHCARE FOR THE HOMELESS			1	100%	1
EAGLE COUNTY HEALTH AND HUMAN SERVICES			1	100%	1
SEGAL INSTITUTE FOR CLINICAL RESEARCH INC			1	100%	1
PM PEDIATRICS OF VIRGINIA			1	100%	1
FRESENIUS KIDNEY CARE OCALA			1	100%	1
RIVERVIEW HOSPITAL D/B/A UNIVERSITY		1			1
Davie Nursing & Rehabilitation Center		1			1
MEDCOR, INC			1	100%	1
JMJ FAMILY PRACTICE			1	100%	1
Signature Healthcare of Georgetown		1			1
PRIMARY CARE SERVICES AT WESTMINSTER V		1			1
BL DIAGNOSTICS LLC			1	100%	1
PARK AVENUE PEDIATRICS PC		1			1
The Pines at Poughkeepsie Center for Nursing and Rehabilitation		1			1
ADVENTHEALTH MEDICAL GROUP SENIOR HEALTH AT			1	100%	1
HILLSBORO MEDICAL CENTER MAIN LABORATO		1			1
CARESOUTH HHA HOLDINGS OF THE TREASURE COAST LLC			1	100%	1
BOULDER COMMUNITY HOSPITAL			1	100%	1
BAYCARE OUTREACH LAB AT NEW TAMPA			1	100%	1
PATIENT FIRST - FAIRFAX			1	100%	1
GRAND VIEW HOSPITAL			1	100%	1
PRIMARY CARE & PEDIATRICS - SHEPHERSTOWN		1			1
Valley Center (WV)			1	100%	1
WALGREENS #01398			1	100%	1
SILVERMAN			1	100%	1
HEALTH CLINIC,THE		1			1
ST GERARD'S COMMUNITY OF CARE		1			1
PRIMARY AND URGENT CARE			1	100%	1
CLEMENT MANOR HEALTH CENTER		1			1
CAMAI COMMUNITY HEALTH CENTER, INC			1	100%	1
CSL PLASMA LAB			1	100%	1
MCH PHYSICIANS GROUP			1	100%	1
VA COMMUNITY BASED CLINIC - LAKE CITY			1	100%	1
SUSAN F WILLIAMS MD PA			1	100%	1
DIAGNOSTIC GROUP INTEGRATED HEALTHCARE			1	100%	1
INTERIM HHA OF ST AUGUSTINE INC		1			1
Pathways Nursing and Rehabilitation Center		1			1
ODYSSEY HEALTH CARE OF MARION COUNTY LLC		1			1
Kroger 968 - The Little Clinic Colerain Township		1			1
NOORANI MEDICAL CENTER LLC			1	100%	1
Vista Park			1	100%	1
Moab Regional Hospital			1	100%	1
DOCTORS AFTER HOURS URGENT CARE CENTER			1	100%	1
COLLINS NURSING HOME		1			1
Kroger 350 - The Little Clinic New Cut Road		1			1

COVID-19: testing by laboratory

Data through May 4, 2021 verified as of May 5, 2021 at 09:25 AM

Data in this report are provisional and subject to change.

The numbers in the table below represent the number of Florida and non-Florida residents for whom test results were received by the Department of Health. A person can be tested by more than one laboratory and can have both positive and negative results. **Therefore, the sum of the numbers in each column will be larger than the total number of people tested.**

Reporting lab	Inconclusive	Negative	Positive	Percent positive	Total
UNLIMITED MEDICAL SERVICES OF FL PL DBA		1			1
PIEDMONT QUICKCARE		1			1
PHYSICIAN ASSOCIATES, LLC			1	100%	1
ST VINCENTS OUTPATIENT IMAGING		1			1
Dulles Health and Rehab Center		1			1
LRGHEALTHCARE		1			1
5 STAR HOME HEALTH SERVICES INC		1			1
FASTMED - LAKEWAY			1	100%	1
UNIVERISTY HOSPITAL			1	100%	1
CENTRAL FLORIDA ADULT MEDICINE		1			1
PHYSICIANS URGENT CARE			1	100%	1
CURA LABORATORY SERVICES			1	100%	1
Courtenay Springs Village			1	100%	1
NORTHSIDE PEDIATRICS & ADOLESCENT MEDI		1			1
HEALTH CARE SERVICES LC			1	100%	1
BOND & STEELE CLINIC PA D/B/A		1			1
Manor Care Health Services- Wilmington			1	100%	1
MIAMI NORTH DIALYSIS			1	100%	1
Rosa Coplon Jewish Home and Infirmary		1			1
VALLEY VISTA CARE CENTER		1			1
MOBILE INFIRMARY MEDICAL CENTER			1	100%	1
INTEGRATED GENETICS SEQUENOM		1			1
AESTHETIC PHYSICIANS PC			1	100%	1
ADVENT HEALTH MEDICAL GROUP MULTISPECIALTY			1	100%	1
NICKLAUS CHILDREN'S DORAL OUTPATIENT CENTER			1	100%	1
Kroger - KRO70600172		1			1
PM PEDIATRICS OF BAYSIDE, PLLC		1			1
DAUGHTERS OF SARAH NURSING CENTER		1			1
SUSAN F. WILLIAMS M.D., P.A.			1	100%	1
LEGACY SPECIALTY PHARMACY CORP			1	100%	1
PINNACLE PAIN CENTER PS DBA LYNX HEALTHCARE		1			1
WATERVIEW HILLS REHABILITATION AND NUR		1			1
GARDENS PEDIATRICS LAB			1	100%	1
PARK CITY HOSPITAL - RESPIRATORY CARE SERVICES			1	100%	1
ACCULAB			1	100%	1
KNOX COMMUNITY HOSPITAL			1	100%	1
Remarkable Healthcare Dallas			1	100%	1
THE MEDICAL CENTER AT SCOTTSVILLE			1	100%	1
MARINA DEL REY HOSPITAL LAB			1	100%	1
NOVANT HEALTH PRINCE WILLIAM WELLNESS CENTER			1	100%	1
LANGLEY DIALYSIS			1	100%	1
MEDICAL LIFE-INC GUIDEWELL EMERGENCY MEDICINE			1	100%	1
PHYSICIANS OF CENTRAL FLORIDA			1	100%	1
BEST CHOICE WELLNESS & LABORATORY LLC			1	100%	1
Smg/North Jersey Hematology & Oncology		1			1
Citadel		1			1

COVID-19: testing by laboratory

Data through May 4, 2021 verified as of May 5, 2021 at 09:25 AM

Data in this report are provisional and subject to change.

The numbers in the table below represent the number of Florida and non-Florida residents for whom test results were received by the Department of Health. A person can be tested by more than one laboratory and can have both positive and negative results. **Therefore, the sum of the numbers in each column will be larger than the total number of people tested.**

Reporting lab	Inconclusive	Negative	Positive	Percent positive	Total
BARRINGTON TERRACE NAPLES			1	100%	1
CARILION CLINIC LAB TESTING SITE-POSTAL		1			1
WALKERS DRUG STORE			1	100%	1
LOGAN COUNTY HOSPITAL			1	100%	1
NORTH SHORE HEMATOLOGY-ONCOLOGY ASSOCI		1			1
ROAN MOUNTAIN MEDICAL CENTER			1	100%	1
THE CHILDREN'S HOSPITAL OF PHILADELPHIA		1			1
SHARON REGIONAL MEDICAL CENTER			1	100%	1
MARY WASHINGTON HOSPITAL HOME HEALTH AGENCY	1				1
BEACHSIDE DETOX		1			1
ST JOHNS EPISCOPAL HOSPITAL SOUTH SHORE		1			1
CARESPOT - OCOEE			1	100%	1
EUROFINS PHOENIX			1	100%	1
FLORIDA DEPARTMENT OF HEALTH IN BROWARD COUNTY		1			1
Tremont Health & Rehabilitation Center		1			1
GENESIS HEALTH SYSTEM			1	100%	1
WEST FLORIDA MEDICAL ASSOCIATES			1	100%	1
BOCA MEDICAL CARE			1	100%	1
CLINICAL TRIALS OF TAMPA LLC		1			1
Towne Manor West		1			1
ADVANCED DIALYSIS CENTER OF FORT LAUDERDALE			1	100%	1
Creekside Center for Rehabilitation and Healing		1			1
Kroger 016 - The Little Clinic Centennial		1			1
MONROE COUNTY PUBLIC HEALTH DEPARTMENT			1	100%	1
FIVE STAR PREMIER RESIDENCES OF POMPANO BEACH			1	100%	1
NEW YORK PRESBYTERIAN HOSPITAL			1	100%	1
WORKFORCE HEALTH DEPARTMENT			1	100%	1
NAVAL BRANCH HEALTH CLINIC			1	100%	1
STATE OF ALASKA			1	100%	1
SWIFTCARE URGENT CARE, PLLC			1	100%	1
ORANGETOWN PEDIATRICS ASSOCIATES		1			1
Pontotoc Health and Rehab		1			1
MCR HEALTH MEDICAL EXPRESS			1	100%	1
SUMMIT COUNTY PUBLIC HEALTH DEPARTMENT			1	100%	1
NEVADA RURAL HOUSING AUTHORITY			1	100%	1
WVU MEDICINE AT SUNCREST TOWNE CENTRE			1	100%	1
TRADITIONAL MEDICINE CENTER			1	100%	1
Terrace Glen Village		1			1
Michigan Masonic Home		1			1
Luling Living Center		1			1
CHATEAU TERREBONNE HEALTH CARE		1			1
CVS IN6536POCT KOKOMO		1			1
REEVES COUNTY HOSPITAL DISTRICT			1	100%	1
DIRECT PRIMARY CARE OF BURLESON			1	100%	1
EXAC CARE CROSSVILLE		1			1
ABE'S GARDEN/PARK MANOR APARTMENTS		1			1

COVID-19: testing by laboratory

Data through May 4, 2021 verified as of May 5, 2021 at 09:25 AM

Data in this report are provisional and subject to change.

The numbers in the table below represent the number of Florida and non-Florida residents for whom test results were received by the Department of Health. A person can be tested by more than one laboratory and can have both positive and negative results. **Therefore, the sum of the numbers in each column will be larger than the total number of people tested.**

Reporting lab	Inconclusive	Negative	Positive	Percent positive	Total
CARESOUTH HHA HOLDINGS OF VIRGINIA, LLC			1	100%	1
IMMEDIATE CARE MEDICAL CENTER			1	100%	1
CVS KS8601POCT OVERLAND PARK			1	100%	1
FAMILY MEDICINE AT CELEBRATION		1			1
DR DAN C TRIGG MEMORIAL HOSPITAL		1			1
CVS KS8573POCT OVERLAND PARK		1			1
CONNECTICUT PEDIATRICS @ CHC		1			1
Village Crest Center for Health & Rehabilitation		1			1
SOMA MEDICAL CENTER PA #2 OAKLAND			1	100%	1
ELAN MANATEE			1	100%	1
RIVERVIEW HOSPITAL	1				1
URGENT CARE OF FORT LAUDERDALE INC			1	100%	1
CYPRESS VILLAGE REHAB CENTER		1			1
NORTHCREST PHYSICIAN SERVICES INC		1			1
HHCS PHARMACY INC			1	100%	1
CVS MO4088POCT LEES SUMMIT		1			1
MINUTECLINIC DIAGNOSTIC OF VIRGINIA, LLC #10088		1			1
SHARP CHULA VISTA MEDICAL CENTER			1	100%	1
APC HEALTH LLC			1	100%	1
NAVARRO MEDICAL CENTERS LLC			1	100%	1
Avera Sr. James Care Center		1			1
BETHESDA ON TURKEY CREEK			1	100%	1
COLER REHABILITATION AND NURSING CARE		1			1
WEST COAST CLINICAL LABS INC			1	100%	1
Kroger 83 - The Little Clinic Rock Road		1			1
HOUSTON DEPARTMENT OF HEALTH AND HUMAN SERVICES			1	100%	1
AUGUSTA HEALTH CLINICAL LABORATORY			1	100%	1
FRESENIUS KIDNEY CARE - BOCA RATON			1	100%	1
Kroger 481 - The Little Clinic Houston Levee		1			1
SOUTHWOOD HEALTHCARE CENTER		1			1
GIFFORD MEMORIAL HOSPITAL		1			1
PARRISH MEDICAL GROUP			1	100%	1
CAMBRIDGE HEALTH ALLIANCE			1	100%	1
NHC Sequatchie		1			1
UNC HOSPITALS			1	100%	1
DR JAMES D FORBES FAMILY CARE CENTER			1	100%	1
BAPTIST HOSPITAL EAST			1	100%	1
HCR-ManorCare			1	100%	1
PARK LANE NURSING HOME		1			1
PEACE HEALTH FAMILY MEDICINE AT 87TH AVE		1			1
SOUTHWOOD NURSING & RETIREMENT CENTER		1			1
Total	106,105	19,927,821	2,916,033	13%	22,949,959