

# COVID-19: summary of cases and monitoring

Data through May 3, 2021 verified as of May 4, 2021 at 09:25 AM

Data in this report are provisional and subject to change.

Cases: people with positive PCR or antigen test result		Cases: people with positive PCR or antigen test result	
Total cases		Risk factors for Florida residents	
Florida residents	2,207,422	Traveled	17,711
Non-Florida residents	42,113	Contact with a known case	881,426
Type of testing		Traveled and contact with a known case	24,050
Florida residents	2,207,422	Neither	1,284,235
Positive by BPHL/CDC	80,577	No travel and no contact	266,534
Positive by commercial/hospital lab	2,126,845	Travel is unknown	723,804
PCR positive	1,761,476	Contact is unknown	489,839
Antigen positive	445,946	Contact is pending	458,812
Non-Florida residents	42,113	Travel can be unknown and contact can be unknown or pending for the same case, these numbers will sum to more than the "neither" total.	
Positive by BPHL/CDC	995		
Positive by commercial/hospital lab	41,118		
PCR positive	28,648		
Antigen positive	13,465		
Characteristics			
Florida residents hospitalized	91,169		
Florida resident deaths	35,399		
Non-Florida resident deaths	703		
Hospitalized counts include anyone who was hospitalized at some point during their illness. It does not reflect the number of people currently hospitalized.			
More information on deaths identified through death certificate data is available on the National Center for Health Statistics website at <a href="http://www.cdc.gov/nchs/nvss/vsrr/COVID19/index.htm">www.cdc.gov/nchs/nvss/vsrr/COVID19/index.htm</a> .			

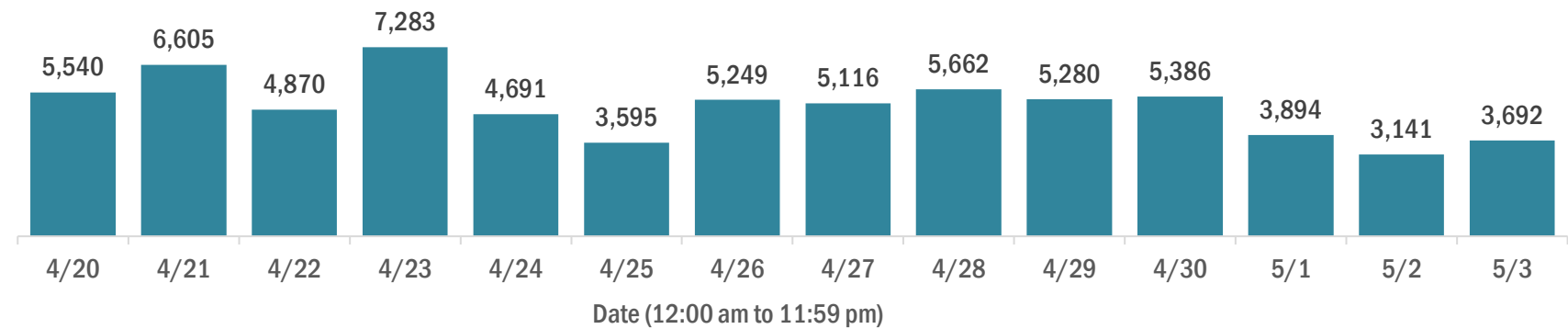
# COVID-19: summary of laboratory testing

Data through May 3, 2021 verified as of May 4, 2021 at 09:25 AM

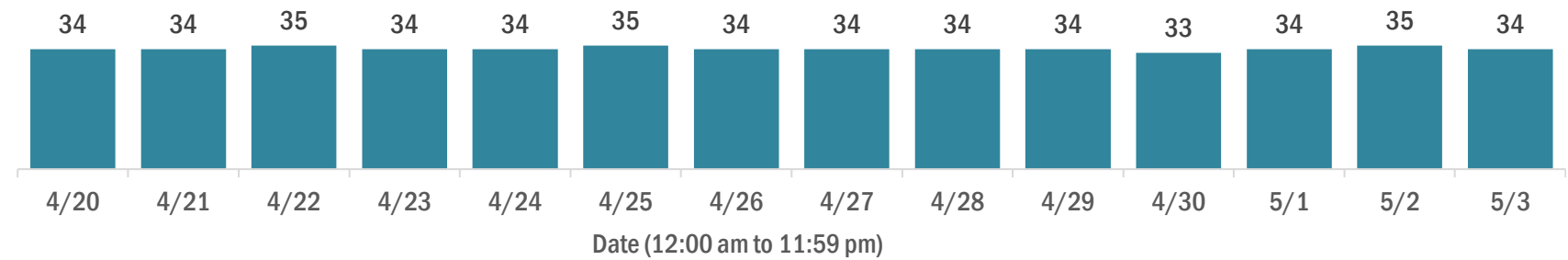
Data in this report are provisional and subject to change.

## Cases in Florida residents per day for the past 2 weeks

Number of cases per day



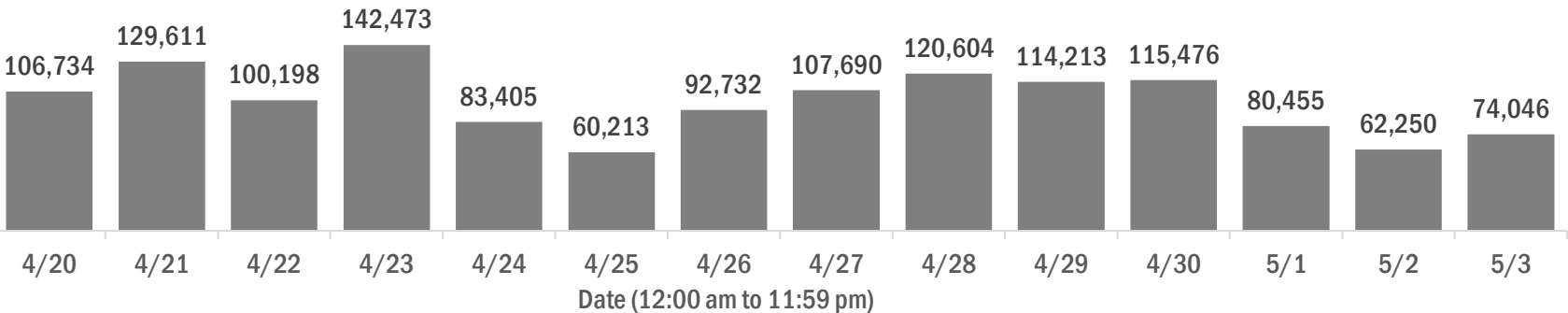
Median age of cases by day



## Laboratory testing for Florida residents over the past 2 weeks

Number of Florida residents tested per day

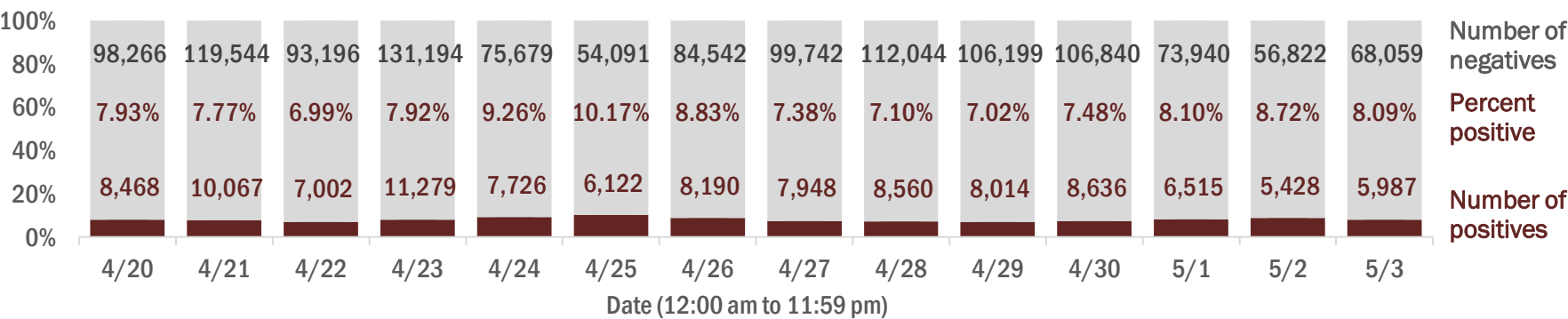
These counts include the number of people for whom the Department received PCR or antigen laboratory results by day. People tested on multiple days will be included for each day a new result was received. A person is only counted once for each day they are tested, regardless of whether multiple specimens are tested or multiple results are received.



Number and percent of Florida residents with positive test results

The percent of positive results ranged from 6.99% to 10.17% over the past 2 weeks and was 8.09% yesterday.

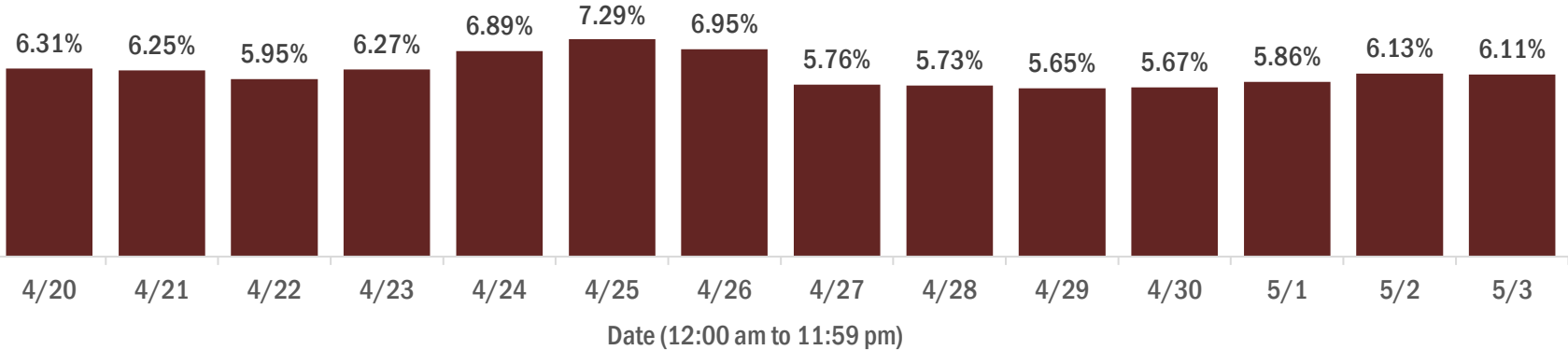
These counts include the number of people for whom the Department received PCR or antigen laboratory results by day. People tested on multiple days will be included for each day a new result was received. A person is only counted once for each day they are tested, regardless of whether multiple specimens are tested or multiple results are received. If a person has a positive specimen and a negative specimen in the same day, only the positive result is counted.



Percent positivity for new cases in Florida residents

The percent of positive results ranged from 5.65% to 7.29% over the past 2 weeks and was 6.11% yesterday.

This percent is the number of people who test PCR- or antigen-positive for the first time divided by all the people tested that day, excluding people who have previously tested positive.



# COVID-19: characteristics of 2,207,422 Florida resident cases

Data through May 3, 2021 verified as of May 4, 2021 at 09:25 AM

Data in this report are provisional and subject to change.

Age group	Cases		Hospitalizations		Deaths	
0-4 years	46,965	2%	619	1%	1	0%
5-14 years	146,728	7%	613	1%	5	0%
15-24 years	345,161	16%	2,322	3%	48	0%
25-34 years	387,674	18%	4,532	5%	203	1%
35-44 years	344,657	16%	6,759	7%	562	2%
45-54 years	335,091	15%	10,460	11%	1,408	4%
55-64 years	286,667	13%	15,721	17%	3,922	11%
65-74 years	173,488	8%	18,891	21%	7,565	21%
75-84 years	95,154	4%	18,770	21%	10,704	30%
85+ years	44,217	2%	12,472	14%	10,981	31%
Unknown	1,620	0%	10	0%	0	0%
Total	2,207,422		91,169		35,399	

Gender	Cases	
Female	1,154,018	52%
Male	1,033,636	47%
Unknown	19,768	1%
Total	2,207,422	

Ethnicity	Cases		Hospitalizations		Deaths	
Hispanic	718,369	33%	23,201	25%	8,328	24%
Non-Hispanic	1,081,855	49%	63,829	70%	24,882	70%
Unknown	407,198	18%	4,139	5%	2,189	6%
Total	2,207,422		91,169		35,399	

Race and ethnicity	Cases		Hospitalizations		Deaths	
White	1,259,432	57%	59,891	66%	25,946	73%
Hispanic	478,244	22%	16,611	18%	6,667	19%
Non-Hispanic	691,175	31%	41,540	46%	18,178	51%
Unknown	90,013	4%	1,740	2%	1,101	3%
Black	292,023	13%	18,949	21%	5,689	16%
Hispanic	17,500	1%	814	1%	239	1%
Non-Hispanic	252,426	11%	17,763	19%	5,280	15%
Unknown	22,097	1%	372	0%	170	0%
Other race	344,204	16%	9,989	11%	2,789	8%
Hispanic	172,801	8%	5,280	6%	1,247	4%
Non-Hispanic	118,522	5%	4,255	5%	1,317	4%
Unknown	52,881	2%	454	0%	225	1%
Unknown race	311,763	14%	2,340	3%	975	3%
Hispanic	49,824	2%	496	1%	175	0%
Non-Hispanic	19,732	1%	271	0%	107	0%
Unknown	242,207	11%	1,573	2%	693	2%
Total	2,207,422		91,169		35,399	

**Hospitalization** counts include anyone who was hospitalized at some point during their illness. It does not reflect the number of people currently hospitalized. **Other race** includes any person with a race of American Indian/Alaskan native, Asian, native Hawaiian/Pacific Islander, or other.

# COVID-19: deaths in Florida residents and staff of long-term care facilities

Data through May 3, 2021 verified as of May 4, 2021 at 09:25 AM

Data in this report are provisional and subject to change.

For current cases in residents or staff of long-term care facilities, please visit: <https://floridahealthcovid19.gov/>

CountyDeaths				CountyDeaths				CountyDeaths			
Palm Beach	1071	<div></div>	9%	Okaloosa	166	<div></div>	1%	Calhoun	20	<div></div>	0%
Dade	1018	<div></div>	9%	Hernando	161	<div></div>	1%	Madison	20	<div></div>	0%
Pinellas	903	<div></div>	8%	Osceola	142	<div></div>	1%	Gulf	17	<div></div>	0%
Broward	693	<div></div>	6%	Charlotte	138	<div></div>	1%	Flagler	16	<div></div>	0%
Hillsborough	585	<div></div>	5%	Indian River	124	<div></div>	1%	Wakulla	16	<div></div>	0%
Duval	444	<div></div>	4%	Clay	122	<div></div>	1%	Bradford	14	<div></div>	0%
Polk	434	<div></div>	4%	Leon	100	<div></div>	1%	Washington	13	<div></div>	0%
Brevard	409	<div></div>	4%	Highlands	96	<div></div>	1%	Baker	12	<div></div>	0%
Orange	405	<div></div>	4%	Bay	92	<div></div>	1%	Holmes	12	<div></div>	0%
Sarasota	399	<div></div>	4%	Jackson	87	<div></div>	1%	Jefferson	12	<div></div>	0%
Lee	345	<div></div>	3%	St. Johns	86	<div></div>	1%	Gadsden	10	<div></div>	0%
Marion	335	<div></div>	3%	Santa Rosa	82	<div></div>	1%	Lafayette	10	<div></div>	0%
Volusia	298	<div></div>	3%	Alachua	80	<div></div>	1%	Franklin	9	<div></div>	0%
Escambia	285	<div></div>	3%	Suwannee	60	<div></div>	1%	Levy	7	<div></div>	0%
St. Lucie	247	<div></div>	2%	Columbia	52	<div></div>	0%	Desoto	6	<div></div>	0%
Seminole	233	<div></div>	2%	Putnam	45	<div></div>	0%	Dixie	5	<div></div>	0%
Lake	231	<div></div>	2%	Sumter	44	<div></div>	0%	Monroe	5	<div></div>	0%
Pasco	227	<div></div>	2%	Nassau	34	<div></div>	0%	Taylor	3	<div></div>	0%
Collier	194	<div></div>	2%	Walton	30	<div></div>	0%	Hardee	2	<div></div>	0%
Manatee	193	<div></div>	2%	Hendry	29	<div></div>	0%	Hamilton	1	<div></div>	0%
Citrus	177	<div></div>	2%	Okeechobee	24	<div></div>	0%	Liberty	1	<div></div>	0%
Martin	174	<div></div>	2%	Gilchrist	21	<div></div>	0%	Total	11,326		

**Note:** cases are summarized by the county of usual residence. Residents and staff may be cases associated with facilities that are not in their county of usual residence, resulting in cases being included below for counties that do not have facilities with known cases.

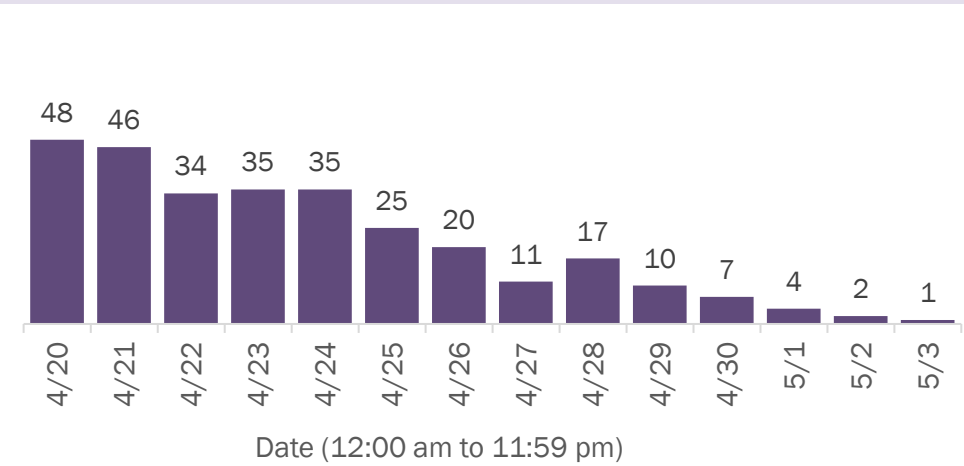
# COVID-19: cases in Florida residents who have died

Data through May 3, 2021 verified as of May 4, 2021 at 09:25 AM

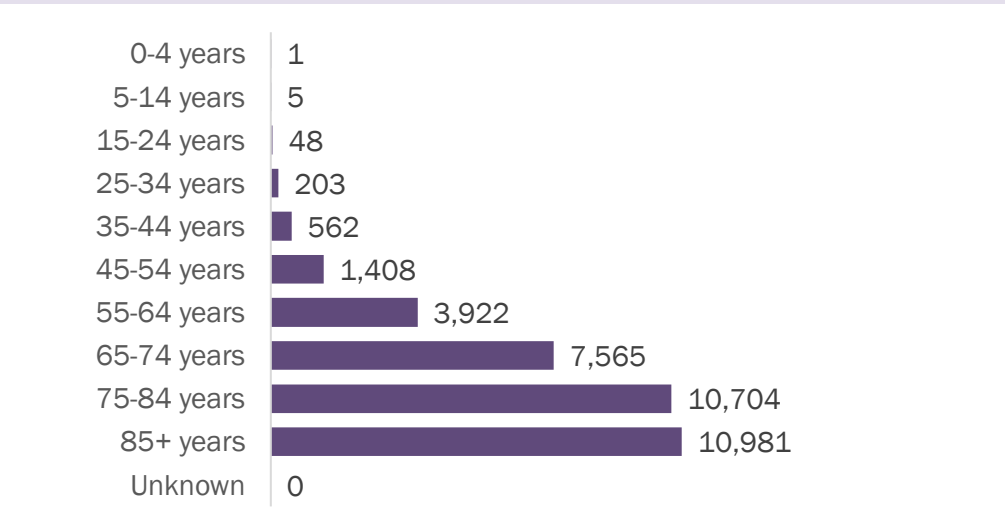
Data in this report are provisional and subject to change.

Demographics for all identified COVID-19 deaths: 35,399

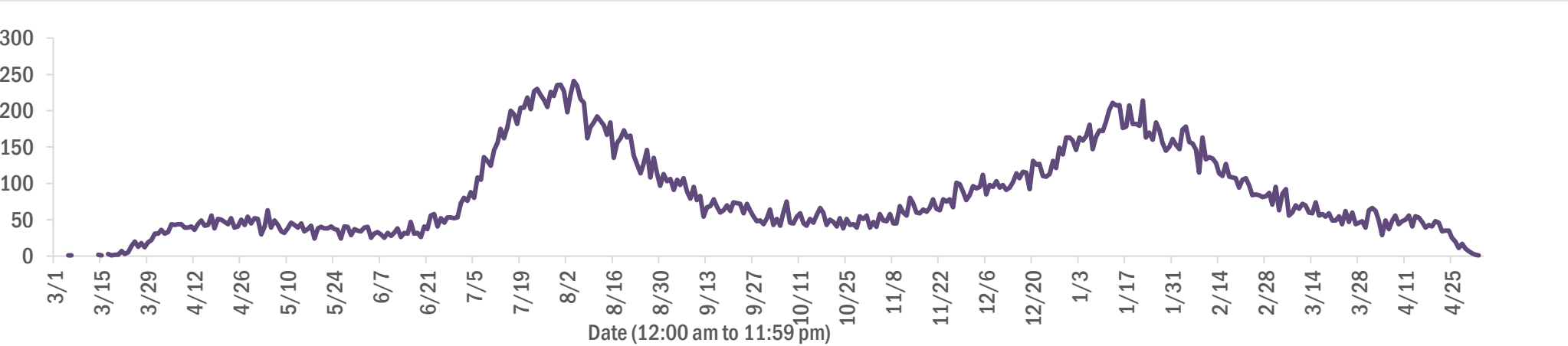
Deaths by date of death for the past 2 weeks



Deaths by age group



Deaths by date of death since March 2020



Age group	Deaths	Cases	Case fatality rate	Mortality rate per 100,000 population
0-4 years	1	46,965	0.0%	0.1
5-14 years	5	146,728	0.0%	0.2
15-24 years	48	345,161	0.0%	1.9
25-34 years	203	387,674	0.1%	7.2
35-44 years	562	344,657	0.2%	21.5
45-54 years	1,408	335,091	0.4%	50.5
55-64 years	3,922	286,667	1.4%	135.6
65-74 years	7,565	173,488	4.4%	311.7
75-84 years	10,704	95,154	11.2%	762.3
85+ years	10,981	44,217	24.8%	1901.4
Unknown	0	1,620	0.0%	
Total	35,399	2,207,422	1.6%	163.9

Race	Deaths	Cases	Case fatality rate	Mortality rate per 100,000 population
Other	2,789	344,204	0.8%	224.1
White	25,946	1,259,432	2.1%	155.4
Black	5,689	292,023	1.9%	155.5
Unknown	975	311,763	0.3%	
Total	35,399	2,207,422	1.6%	163.9

Gender	Deaths	Cases	Case fatality rate	Mortality rate per 100,000 population
Female	15,540	1,154,018	1.3%	140.7
Male	19,858	1,033,636	1.9%	188.1
Unknown	1	19,768	0.0%	
Total	35,399	2,207,422	1.6%	163.9

Ethnicity	Deaths	Cases	Case fatality rate	Mortality rate per 100,000 population
Non-Hispanic	24,882	1,081,855	2.3%	156.3
Hispanic	8,328	718,369	1.2%	146.7
Unknown	2,189	407,198	0.5%	
Total	35,399	2,207,422	1.6%	163.9

# COVID-19: characteristics of 2,207,422 cases

Data through May 3, 2021 verified as of May 4, 2021 at 09:25 AM

Data in this report are provisional and subject to change.

Tables below include cases in Florida residents and non-Florida residents.

All 67 Florida counties have cases:

County	FL resident cases		Non-FL resident cases	Total cases	FL resident deaths	FL death rate
Dade	480,385	<div></div> 22%	6,423	486,808	6,206	1.3%
Broward	235,064	<div></div> 11%	2,860	237,924	2,921	1.2%
Palm Beach	141,474	<div></div> 6%	2,595	144,069	2,775	2.0%
Orange	135,274	<div></div> 6%	2,160	137,434	1,253	0.9%
Hillsborough	135,353	<div></div> 6%	1,154	136,507	1,713	1.3%
Duval	96,253	<div></div> 4%	1,599	97,852	1,402	1.5%
Pinellas	77,298	<div></div> 4%	1,938	79,236	1,618	2.1%
Lee	67,849	<div></div> 3%	2,296	70,145	959	1.4%
Polk	67,743	<div></div> 3%	481	68,224	1,319	1.9%
Osceola	43,686	<div></div> 2%	791	44,477	508	1.2%
Volusia	42,269	<div></div> 2%	763	43,032	796	1.9%
Brevard	40,532	<div></div> 2%	719	41,251	866	2.1%
Pasco	40,742	<div></div> 2%	346	41,088	745	1.8%
Manatee	37,549	<div></div> 2%	879	38,428	668	1.8%
Escambia	32,374	<div></div> 1%	3,676	36,050	687	2.1%
Collier	34,275	<div></div> 2%	1,350	35,625	530	1.5%
Seminole	33,694	<div></div> 2%	255	33,949	493	1.5%
Sarasota	31,024	<div></div> 1%	1,575	32,599	812	2.6%
Leon	30,877	<div></div> 1%	921	31,798	317	1.0%
Marion	30,833	<div></div> 1%	160	30,993	958	3.1%
Lake	29,009	<div></div> 1%	517	29,526	637	2.2%
St. Lucie	26,047	<div></div> 1%	196	26,243	626	2.4%
Alachua	24,445	<div></div> 1%	299	24,744	275	1.1%
St. Johns	22,207	<div></div> 1%	310	22,517	209	0.9%
Okaloosa	20,275	<div></div> 1%	227	20,502	361	1.8%
Bay	19,299	<div></div> 1%	815	20,114	386	2.0%
Clay	18,484	<div></div> 1%	52	18,536	340	1.8%
Santa Rosa	17,928	<div></div> 1%	248	18,176	286	1.6%
Hernando	13,773	<div></div> 1%	107	13,880	461	3.3%
Charlotte	12,601	<div></div> 1%	214	12,815	418	3.3%
Indian River	12,362	<div></div> 1%	110	12,472	299	2.4%
Martin	12,034	<div></div> 1%	237	12,271	320	2.7%
Citrus	10,953	<div></div> 0%	99	11,052	445	4.1%
Sumter	9,199	<div></div> 0%	108	9,307	275	3.0%
Highlands	8,400	<div></div> 0%	95	8,495	351	4.2%

County	FL resident cases		Non-FL resident cases	Total cases	FL resident deaths	FL death rate
Nassau	7,905	<div></div> 0%	446	8,351	125	1.6%
Columbia	8,061	<div></div> 0%	44	8,105	169	2.1%
Walton	6,906	<div></div> 0%	864	7,770	87	1.3%
Flagler	7,168	<div></div> 0%	100	7,268	111	1.5%
Monroe	6,540	<div></div> 0%	398	6,938	49	0.7%
Putnam	6,452	<div></div> 0%	22	6,474	148	2.3%
Jackson	6,122	<div></div> 0%	70	6,192	156	2.5%
Gadsden	5,646	<div></div> 0%	17	5,663	98	1.7%
Suwannee	5,300	<div></div> 0%	29	5,329	138	2.6%
Hendry	4,696	<div></div> 0%	17	4,713	82	1.7%
Desoto	4,287	<div></div> 0%	27	4,314	93	2.2%
Okeechobee	3,940	<div></div> 0%	54	3,994	90	2.3%
Baker	3,473	<div></div> 0%	18	3,491	60	1.7%
Levy	3,420	<div></div> 0%	9	3,429	54	1.6%
Wakulla	3,413	<div></div> 0%	14	3,427	55	1.6%
Unknown	117	<div></div> 0%	3,176	3,293	0	0.0%
Hardee	3,110	<div></div> 0%	15	3,125	43	1.4%
Bradford	2,997	<div></div> 0%	13	3,010	56	1.9%
Washington	2,708	<div></div> 0%	21	2,729	51	1.9%
Taylor	2,717	<div></div> 0%	5	2,722	48	1.8%
Holmes	2,212	<div></div> 0%	33	2,245	49	2.2%
Madison	2,028	<div></div> 0%	28	2,056	45	2.2%
Gulf	1,937	<div></div> 0%	23	1,960	42	2.2%
Union	1,820	<div></div> 0%	1	1,821	72	4.0%
Calhoun	1,686	<div></div> 0%	3	1,689	46	2.7%
Hamilton	1,605	<div></div> 0%	20	1,625	25	1.6%
Lafayette	1,618	<div></div> 0%	0	1,618	26	1.6%
Gilchrist	1,602	<div></div> 0%	5	1,607	43	2.7%
Dixie	1,603	<div></div> 0%	3	1,606	24	1.5%
Jefferson	1,466	<div></div> 0%	24	1,490	27	1.8%
Franklin	1,282	<div></div> 0%	34	1,316	17	1.3%
Liberty	1,073	<div></div> 0%	1	1,074	16	1.5%
Glades	948	<div></div> 0%	4	952	19	2.0%
Total	2,207,422		42,113	2,249,535	35,399	1.6%



# COVID-19: characteristics of 2,207,422 Florida resident cases

Data through May 3, 2021 verified as of May 4, 2021 at 09:25 AM

Data in this report are provisional and subject to change.

The table below includes the cities and counties of residence for cases in Florida residents based on the patient's ZIP Code.

Note that city is not always received as part of the initial notification and may be missing while the case is being investigated.

City and county	Cases
Miami, Dade	278,661
Orlando, Orange	100,461
Jacksonville, Duval	90,483
Tampa, Hillsborough	78,661
Hialeah, Dade	67,205
Fort Lauderdale, Broward	49,813
Hollywood, Broward	44,549
West Palm Beach, Palm Beach	34,565
Kissimmee, Osceola	33,584
Tallahassee, Leon	29,828
Homestead, Dade	29,459
Naples, Collier	28,981
Saint Petersburg, Pinellas	28,163
Pensacola, Escambia	27,013
Fort Myers, Lee	26,111
Bradenton, Manatee	24,450
Boca Raton, Palm Beach	24,157
Lakeland, Polk	23,421
Ocala, Marion	22,663
Pompano Beach, Broward	22,139
Gainesville, Alachua	19,432
Sarasota, Sarasota	19,148
Cape Coral, Lee	17,576
Port Saint Lucie, St. Lucie	17,361
Lake Worth, Palm Beach	16,995
Miami Beach, Dade	15,928
Miramar, Broward	15,301
Clearwater, Pinellas	15,212
Coral Springs, Broward	14,005
Boynton Beach, Palm Beach	13,746
Doral, Dade	13,650
Miami Gardens, Dade	12,961
Panama City, Bay	12,235
Saint Augustine, St. Johns	11,895
Melbourne, Brevard	11,549
Winter Haven, Polk	11,353
Lehigh Acres, Lee	11,146
Delray Beach, Palm Beach	10,557
Davie, Broward	10,497
Riverview, Hillsborough	10,470
Palm Bay, Brevard	9,549
Vero Beach, Indian River	9,518
New Port Richey, Pasco	9,413
Sunrise, Broward	9,203
Saint Cloud, Osceola	8,770
Milton, Santa Rosa	8,674
Fort Pierce, St. Lucie	8,512
Largo, Pinellas	8,420
Coral Gables, Dade	8,417
Daytona Beach, Volusia	8,368
Apopka, Orange	8,293
Spring Hill, Hernando	8,285
Plantation, Broward	8,271
North Miami Beach, Dade	8,092
Davenport, Polk	8,021
Clermont, Lake	7,916
Brandon, Hillsborough	7,858
Sanford, Seminole	7,593
Deltona, Volusia	7,514

# COVID-19: characteristics of 2,207,422 Florida resident cases

Data through May 3, 2021 verified as of May 4, 2021 at 09:25 AM

Data in this report are provisional and subject to change.

The table below includes the cities and counties of residence for cases in Florida residents based on the patient's ZIP Code.

Note that city is not always received as part of the initial notification and may be missing while the case is being investigated.

City and county	Cases
Orange Park, Clay	7,497
Jupiter, Palm Beach	7,327
Weston, Broward	7,325
Lake City, Columbia	7,321
Plant City, Hillsborough	7,317
Deerfield Beach, Broward	6,865
Winter Garden, Orange	6,607
Tamarac, Broward	6,332
Port Charlotte, Charlotte	6,167
Palm Coast, Flagler	6,033
Wesley Chapel, Pasco	6,030
Coconut Creek, Broward	5,963
Margate, Broward	5,826
Stuart, Martin	5,732
Land O Lakes, Pasco	5,695
Palm Beach Gardens, Palm Beach	5,643
Fort Walton Beach, Okaloosa	5,606
Deland, Volusia	5,595
Wellington, Palm Beach	5,469
Oviedo, Seminole	5,458
Palm Harbor, Pinellas	5,440
Winter Park, Orange	5,421
Crestview, Okaloosa	5,394
Palmetto, Manatee	5,381
Lutz, Hillsborough	5,089
Altamonte Springs, Seminole	5,086
Port Orange, Volusia	4,943
Opa Locka, Dade	4,846
Valrico, Hillsborough	4,835
Haines City, Polk	4,789
North Port, Sarasota	4,730
Miami Lakes, Dade	4,715
Brooksville, Hernando	4,705
Venice, Sarasota	4,666
Pembroke Pines, Broward	4,659
Hallandale, Broward	4,607
Middleburg, Clay	4,606
Sebring, Highlands	4,540
Punta Gorda, Charlotte	4,523
Leesburg, Lake	4,423
Ocoee, Orange	4,404
The Villages, Sumter	4,257
Zephyrhills, Pasco	4,256
Seminole, Pinellas	4,228
Ormond Beach, Volusia	4,206
Saint Johns, St. Johns	4,203
Arcadia, Desoto	4,174
Bonita Springs, Lee	4,142
Live Oak, Suwannee	4,104
Pinellas Park, Pinellas	4,035
Okeechobee, Okeechobee	3,926
North Lauderdale, Broward	3,913
Longwood, Seminole	3,892
North Miami, Dade	3,859
Ruskin, Hillsborough	3,821
Windermere, Orange	3,819
Cocoa, Brevard	3,770
Immokalee, Collier	3,768
Navarre, Santa Rosa	3,749



# COVID-19: characteristics of 2,207,422 Florida resident cases

Data through May 3, 2021 verified as of May 4, 2021 at 09:25 AM

Data in this report are provisional and subject to change.

The table below includes the cities and counties of residence for cases in Florida residents based on the patient's ZIP Code.

Note that city is not always received as part of the initial notification and may be missing while the case is being investigated.

City and county	Cases
Casselberry, Seminole	3,575
Port Richey, Pasco	3,397
Niceville, Okaloosa	3,366
Hudson, Pasco	3,353
Gulf Breeze, Santa Rosa	3,352
Titusville, Brevard	3,350
Lake Worth Beach, Palm Beach	3,308
Key West, Monroe	3,241
Cantonment, Escambia	3,227
Dade City, Pasco	3,203
Panama City Beach, Bay	3,198
North Fort Myers, Lee	3,192
Winter Springs, Seminole	3,178
Jacksonville Beach, Duval	3,146
Oakland Park, Broward	3,129
Bartow, Polk	3,118
Aventura, Dade	3,102
Lake Mary, Seminole	3,089
Crawfordville, Wakulla	3,065
Kissimmee, Polk	3,036
New Smyrna Beach, Volusia	3,030
Quincy, Gadsden	2,995
Auburndale, Polk	2,991
Palatka, Putnam	2,977
Lake Wales, Polk	2,928
Merritt Island, Brevard	2,875
Green Cove Springs, Clay	2,873
Tarpon Springs, Pinellas	2,825
Fernandina Beach, Nassau	2,817
Ponte Vedra Beach, St. Johns	2,760
Cutler Ridge, Dade	2,759
Parkland, Broward	2,748
Inverness, Citrus	2,627
Eustis, Lake	2,585
Loxahatchee, Palm Beach	2,580
Wimauma, Hillsborough	2,558
Cooper City, Broward	2,555
Perry, Taylor	2,547
Belle Glade, Palm Beach	2,545
Holiday, Pasco	2,534
Lynn Haven, Bay	2,527
Estero, Lee	2,498
Royal Palm Beach, Palm Beach	2,488
Dunedin, Pinellas	2,476
Marianna, Jackson	2,442
Clewiston, Hendry	2,430
Santa Rosa Beach, Walton	2,424
Fleming Island, Clay	2,418
Sarasota, Manatee	2,381
Key Biscayne, Dade	2,372
Parrish, Manatee	2,327
Rockledge, Brevard	2,319
Odessa, Hillsborough	2,273
Riviera Beach, Palm Beach	2,257
Seffner, Hillsborough	2,212
Defuniak Springs, Walton	2,177
Mount Dora, Lake	2,155
Palm City, Martin	2,154
Mulberry, Polk	2,152

# COVID-19: characteristics of 2,207,422 Florida resident cases

Data through May 3, 2021 verified as of May 4, 2021 at 09:25 AM

Data in this report are provisional and subject to change.

The table below includes the cities and counties of residence for cases in Florida residents based on the patient's ZIP Code.

Note that city is not always received as part of the initial notification and may be missing while the case is being investigated.

City and county	Cases
Avon Park, Highlands	2,150
Labelle, Hendry	2,108
Chipley, Washington	2,101
Destin, Okaloosa	2,087
Tavares, Lake	2,036
Starke, Bradford	2,032
Groveland, Lake	2,029
Lithia, Hillsborough	1,999
Orange City, Volusia	1,963
Pinecrest, Dade	1,954
Summerfield, Marion	1,921
Maitland, Orange	1,914
Yulee, Nassau	1,879
Wauchula, Hardee	1,843
Palmetto Bay, Dade	1,803
Sebastian, Indian River	1,783
Dania, Broward	1,728
Homosassa, Citrus	1,723
Callahan, Nassau	1,714
Lady Lake, Lake	1,708
Macclenny, Baker	1,704
Ponte Vedra, St. Johns	1,672
Edgewater, Volusia	1,642
Carol City, Dade	1,642
Crystal River, Citrus	1,628
Gibsonton, Hillsborough	1,615
Missing, Dade	1,610
Oldsmar, Pinellas	1,600
Mayo, Lafayette	1,585
Bonifay, Holmes	1,579
Coconut Grove, Dade	1,577
Dover, Hillsborough	1,568
Lake Placid, Highlands	1,567
Apollo Beach, Hillsborough	1,555
Hobe Sound, Martin	1,532
Florida City, Dade	1,526
Debary, Volusia	1,512
Crossings, Dade	1,492
Palm Springs, Palm Beach	1,482
Pace, Santa Rosa	1,475
Sun City Center, Hillsborough	1,461
Dunnellon, Marion	1,435
Atlantic Beach, Duval	1,431
Lake Butler, Union	1,409
Belleview, Marion	1,366
Lantana, Palm Beach	1,358
Madison, Madison	1,346
Monticello, Jefferson	1,343
North Palm Beach, Palm Beach	1,340
Biscayne Park, Dade	1,338
Alachua, Alachua	1,327
Safety Harbor, Pinellas	1,273
Indiantown, Martin	1,273
South Miami, Dade	1,258
Williston, Levy	1,252
Ellenton, Manatee	1,249
Graceville, Jackson	1,246
Jensen Beach, Martin	1,215
Lauderhill, Broward	1,205

# COVID-19: characteristics of 2,207,422 Florida resident cases

Data through May 3, 2021 verified as of May 4, 2021 at 09:25 AM

Data in this report are provisional and subject to change.

The table below includes the cities and counties of residence for cases in Florida residents based on the patient's ZIP Code.

Note that city is not always received as part of the initial notification and may be missing while the case is being investigated.

City and county	Cases
Lecanto, Citrus	1,201
Satellite Beach, Brevard	1,194
Newberry, Alachua	1,190
Century, Escambia	1,176
Beverly Hills, Citrus	1,146
Englewood, Charlotte	1,136
Havana, Gadsden	1,129
Hilliard, Nassau	1,116
El Portal, Dade	1,115
Freeport, Walton	1,099
Trenton, Gilchrist	1,097
Wildwood, Sumter	1,088
Wilton Manors, Broward	1,087
Nokomis, Sarasota	1,069
Blountstown, Calhoun	1,050
Key Largo, Monroe	1,048
Jasper, Hamilton	1,041
Bushnell, Sumter	1,036
Keystone Heights, Clay	1,033
Frostproof, Polk	1,022
Medley, Dade	1,008
Lauderdale Lakes, Broward	1,004
Wewahitchka, Gulf	1,000
Hernando, Citrus	999
Polk City, Polk	983
Mary Esther, Okaloosa	968
Dunnellon, Citrus	960
Sanderson, Baker	960
Fellsmere, Indian River	947
Shalimar, Okaloosa	930
Fisher Island, Dade	922
Minneola, Lake	913
Everglades National Park, Dade	909
Spring Hill, Pasco	908
Port Saint Joe, Gulf	904
Marco Island, Collier	890
Moore Haven, Glades	885
Chiefland, Levy	879
Cocoa Beach, Brevard	877
Trinity, Pasco	858
Thonotosassa, Hillsborough	857
Coleman, Sumter	852
Pahokee, Palm Beach	851
Sorrento, Lake	849
High Springs, Alachua	847
Fort Meade, Polk	845
Fruitland Park, Lake	839
South Bay, Palm Beach	837
Bristol, Liberty	829
Englewood, Sarasota	828
Cross City, Dixie	827
Indialantic, Brevard	814
Glen Saint Mary, Baker	803
Southwest Ranches, Broward	802
Marathon, Monroe	783
Crescent City, Putnam	774
Umatilla, Lake	760
Interlachen, Putnam	758
Miramar Beach, Walton	755

# COVID-19: characteristics of 2,207,422 Florida resident cases

Data through May 3, 2021 verified as of May 4, 2021 at 09:25 AM

Data in this report are provisional and subject to change.

The table below includes the cities and counties of residence for cases in Florida residents based on the patient's ZIP Code.

Note that city is not always received as part of the initial notification and may be missing while the case is being investigated.

City and county	Cases
West Melbourne, Brevard	751
Lake Alfred, Polk	740
Fort Myers Beach, Lee	739
Chattahoochee, Gadsden	728
Old Town, Dixie	717
Bowling Green, Hardee	708
Weeki Wachee, Hernando	708
Olympia Heights, Dade	704
Uleta, Dade	701
Jacksonville, St. Johns	696
Silver Springs, Marion	684
South Daytona, Volusia	684
Lawtey, Bradford	681
Coral, Dade	678
Neptune Beach, Duval	674
Fort White, Columbia	670
Surfside, Dade	652
Palm Beach, Palm Beach	647
Belle Isle, Orange	642
Gulfport, Pinellas	623
Bronson, Levy	623
Baker, Okaloosa	615
Clearwater Beach, Pinellas	611
Bunnell, Flagler	610
Mascotte, Lake	604
Rotunda West, Charlotte	573
Sneads, Jackson	566
Jay, Santa Rosa	550
Myakka City, Manatee	550
Mims, Brevard	550
Hawthorne, Alachua	549
Oxford, Sumter	541
Cape Canaveral, Brevard	529
Oakland, Orange	526
Carrabelle, Franklin	526
Dundee, Polk	524
Tavernier, Monroe	523
Alva, Lee	517
Ocklawaha, Marion	515
Missing, Volusia	511
Melbourne Beach, Brevard	511
Citra, Marion	509
Cottondale, Jackson	506
Sweetwater, Dade	505
Indian Harbour Beach, Brevard	503
Zolfo Springs, Hardee	501
Florida State University, Leon	500
Bal Harbour, Dade	498
Flagler Beach, Flagler	494
Molino, Escambia	493
Midway, Gadsden	489
Celebration, Osceola	482
Webster, Sumter	475
Youngstown, Bay	474
East Palatka, Putnam	470
Bell, Gilchrist	462
Altha, Calhoun	449
Branford, Suwannee	439
De Leon Springs, Volusia	430

# COVID-19: characteristics of 2,207,422 Florida resident cases

Data through May 3, 2021 verified as of May 4, 2021 at 09:25 AM

Data in this report are provisional and subject to change.

The table below includes the cities and counties of residence for cases in Florida residents based on the patient's ZIP Code.

Note that city is not always received as part of the initial notification and may be missing while the case is being investigated.

City and county	Cases
Apalachicola, Franklin	430
Eagle Lake, Polk	426
Haverhill, Palm Beach	425
West Miami, Dade	423
Archer, Alachua	422
Missing, Orange	419
Osprey, Sarasota	412
Chuluota, Seminole	407
Floral City, Citrus	406
Ave Maria, Collier	399
Tequesta, Palm Beach	398
Centerville, Leon	396
Lake Park, Palm Beach	392
Holly Hill, Volusia	390
Hastings, St. Johns	387
Raiford, Union	376
Grand Ridge, Jackson	376
Pierson, Volusia	373
Grand Island, Lake	370
Montverde, Lake	355
Indian Rocks Beach, Pinellas	345
Gotha, Orange	342
Malabar, Brevard	340
Alafaya, Orange	336
Vernon, Washington	334
Bryceville, Nassau	334
Greenville, Madison	334
Hallandale Beach, Broward	333
Satsuma, Putnam	332
Kenneth City, Pinellas	329
Elkton, St. Johns	323
Malone, Jackson	321
Lake Panasoffkee, Sumter	321
Fort Mccoy, Marion	319
Sebastian, Brevard	318
Jennings, Hamilton	318
Reddick, Marion	314
Melrose, Putnam	313
Laurel Hill, Okaloosa	309
Belleair, Pinellas	307
Eastpoint, Franklin	307
Geneva, Seminole	301
San Antonio, Pasco	300
Westville, Holmes	300
Greenacres, Palm Beach	299
Morriston, Levy	298
Anthony, Marion	298
Winter Park, Seminole	297
Valparaiso, Okaloosa	296
Lehigh, Lee	294
O Brien, Suwannee	289
Greenwood, Jackson	282
Ponce De Leon, Holmes	276
Fern Park, Seminole	274
Kindred, Osceola	272
South Pasadena, Pinellas	266
Inlet Beach, Walton	259
Eglin Air Force Base, Okaloosa	259
Sanibel, Lee	256

# COVID-19: characteristics of 2,207,422 Florida resident cases

Data through May 3, 2021 verified as of May 4, 2021 at 09:25 AM

Data in this report are provisional and subject to change.

The table below includes the cities and counties of residence for cases in Florida residents based on the patient's ZIP Code.

Note that city is not always received as part of the initial notification and may be missing while the case is being investigated.

City and county	Cases
Islamorada, Monroe	252
University Of Central Fl, Orange	251
Weirsdale, Marion	249
Edgewood, Orange	247
Fountain, Bay	246
Poinciana, Polk	244
White Springs, Hamilton	244
Longboat Key, Manatee	243
Lee, Madison	239
Southport, Bay	239
Cutler Bay, Dade	237
Saint James City, Lee	237
Gretna, Gadsden	235
Hosford, Liberty	229
Madeira Beach, Pinellas	225
Wellborn, Suwannee	224
Astatula, Lake	223
Lakewood Ranch, Manatee	223
Holt, Okaloosa	221
Juno Beach, Palm Beach	220
Howey-In-The-Hills, Lake	219
Atlantis, Palm Beach	212
Babson Park, Polk	212
Lake Helen, Volusia	212
Lauderdale By The Sea, Broward	212
Mcdavid, Escambia	212
Holmes Beach, Manatee	208
Micanopy, Alachua	207
Bay Harbor Islands, Dade	206
Altoona, Lake	202
Osteen, Volusia	199
Zellwood, Orange	198
Sopchoppy, Wakulla	197
Center Hill, Sumter	197
Azalea Park, Orange	194
Alford, Jackson	192
Mcalpin, Suwannee	192
The Villages, Lake	186
Viera, Brevard	184
The Villages, Marion	183
Odessa, Pasco	181
Hypoluxo, Palm Beach	181
Golden Beach, Dade	180
Bokeelia, Lee	178
Summerland Key, Monroe	174
Mangonia Park, Palm Beach	174
Missing, Lee	173
Pomona Park, Putnam	173
Oak Hill, Volusia	170
Ponce Inlet, Volusia	167
University Of Fl, Alachua	167
University Of Miami, Dade	167
Grant-Valkaria, Brevard	165
Rocky Point, Hillsborough	165
Paisley, Lake	163
Lutz, Pasco	163
Caryville, Washington	162
Sumterville, Sumter	159
Bay Lake, Orange	158



# COVID-19: characteristics of 2,207,422 Florida resident cases

Data through May 3, 2021 verified as of May 4, 2021 at 09:25 AM

Data in this report are provisional and subject to change.

The table below includes the cities and counties of residence for cases in Florida residents based on the patient's ZIP Code.

Note that city is not always received as part of the initial notification and may be missing while the case is being investigated.

City and county	Cases
Lockhart, Orange	157
Citrus Springs, Citrus	154
Hollister, Putnam	151
Big Pine Key, Monroe	149
Christmas, Orange	148
San Mateo, Putnam	147
Hiawassee, Orange	147
Inglis, Levy	146
Carrollwood, Hillsborough	146
Lady Lake, Sumter	144
Clair-Mel City, Hillsborough	139
West Park, Broward	138
Buena Ventura Lakes, Osceola	135
Lake Hamilton, Polk	135
Cloud Lake, Palm Beach	134
Baldwin, Duval	134
Missing, St. Johns	133
Clarksville, Calhoun	132
Apopka, Seminole	130
Kendall, Dade	130
Hampton, Bradford	129
Steinhatchee, Taylor	127
Placida, Charlotte	127
Harmony, Osceola	126
Missing, Pinellas	126
University Of Central Florida, Orange	125
Belleair Beach, Pinellas	124
Matlacha, Lee	123
City Of Sunrise, Broward	122
Missing, Sumter	121
Lighthouse Point, Broward	119
Tierra Verde, Pinellas	119
Seville, Volusia	119
Temple Terrace, Hillsborough	117
Dania Beach, Broward	117
Barry University, Dade	115
Saint Leo, Pasco	114
Callaway, Bay	113
Dinsmore, Duval	112
Hurlburt Field, Okaloosa	112
Sunny Isles Beach, Dade	111
Astor, Lake	111
Cedar Key, Levy	110
Panacea, Wakulla	109
Bradenton Beach, Manatee	108
Brooker, Bradford	106
Princeton, Dade	104
Lamont, Jefferson	104
Florahome, Putnam	104
Canal Point, Palm Beach	103
Barefoot Bay, Brevard	102
Waldo, Alachua	102
Fruit Cove, St. Johns	101
Tyndall Air Force Base, Bay	100
Florida Gulf Coast Univ, Lee	99
South Fort Myers, Lee	98
University Of South Florida, Hillsborough	98
Kathleen, Polk	97
Bascom, Jackson	96

# COVID-19: characteristics of 2,207,422 Florida resident cases

Data through May 3, 2021 verified as of May 4, 2021 at 09:25 AM

Data in this report are provisional and subject to change.

The table below includes the cities and counties of residence for cases in Florida residents based on the patient's ZIP Code.

Note that city is not always received as part of the initial notification and may be missing while the case is being investigated.

City and county	Cases
Lorida, Highlands	94
Ocean Ridge, Palm Beach	93
Missing, Lake	93
Crystal Beach, Pinellas	92
Maitland, Seminole	92
Pinetta, Madison	90
Fort Denaud, Hendry	89
F M, Lee	88
Saint Pete Beach, Pinellas	87
Missing, St. Lucie	87
Missing, Marion	85
Yalaha, Lake	83
Boca Grande, Lee	82
Patrick Air Force Base, Brevard	81
Welaka, Putnam	79
Eatonville, Orange	79
Palma Ceia, Hillsborough	76
North Venice, Sarasota	75
Wekiwa Springs, Seminole	74
Avon Park, Polk	73
Cudjoe Key, Monroe	72
Missing, Duval	72
Campbellton, Jackson	72
Ochopee, Collier	71
Miami Springs, Dade	70
Anna Maria, Manatee	69
Air Mail Facility, Dade	69
Georgetown, Putnam	68
Northdale, Hillsborough	68
Missing, Palm Beach	67
Greensboro, Gadsden	67
Reunion, Osceola	67
Destin, Walton	66
Stock Island, Monroe	65
Missing, Pasco	65
Felda, Hendry	65
Treasure Island, Pinellas	63
North Redington Beach, Pinellas	62
Mexico Beach, Bay	60
Duette, Manatee	59
Bonita Beach, Lee	59
Micco, Brevard	59
Orlando, Seminole	58
Bellview, Escambia	58
Okahumpka, Lake	57
University Of Tampa, Hillsborough	56
Lake Suzy, Desoto	56
Miromar Lakes, Lee	55
Walnut Hill, Escambia	55
Ona, Hardee	55
Singer Island, Palm Beach	55
Missing, Santa Rosa	54
Highland City, Polk	54
Heathrow, Seminole	54
Enterprise, Volusia	53
Green Acres, Palm Beach	53
Town N Country, Hillsborough	52
Stetson University, Volusia	52
Orlando, Dade	52

# COVID-19: characteristics of 2,207,422 Florida resident cases

Data through May 3, 2021 verified as of May 4, 2021 at 09:25 AM

Data in this report are provisional and subject to change.

The table below includes the cities and counties of residence for cases in Florida residents based on the patient's ZIP Code.

Note that city is not always received as part of the initial notification and may be missing while the case is being investigated.

City and county	Cases
Aloma, Orange	52
Miami, Broward	52
Palm Beach Shores, Palm Beach	51
Intercession City, Osceola	50
Terra Ceia, Manatee	50
Salt Springs, Marion	50
Naranja, Dade	48
Florida International Univ, Dade	48
Waverly, Polk	48
Missing, Broward	47
Cinco Bayou, Okaloosa	47
Eaton Park, Polk	47
Bayonet Point, Pasco	47
Florence Villa, Polk	46
Ebro, Washington	45
Key Colony Beach, Monroe	45
Kenansville, Osceola	45
Village Wellington, Palm Beach	45
Orlando, Osceola	45
Missing, Hillsborough	44
Sewalls Point, Martin	44
Manalapan, Palm Beach	43
Miami Shores, Dade	43
Lacoochee, Pasco	43
Gulf Breeze, Escambia	43
Village Of Wellington, Palm Beach	42
North Bay Village, Dade	42
Ridge Manor, Pasco	42
Cortez, Manatee	41
Missing, Seminole	41
Lakeshore, Polk	41
Saint Johns, Duval	40
Pine Hills, Orange	40
Bayshore Gardens, Manatee	39
Davenport, Osceola	39
Sugarloaf Key, Monroe	39
Pasadena, Pinellas	38
Bonaventure, Broward	38
Westlake, Palm Beach	38
Hialeah Gardens, Dade	38
Florida A And M University, Leon	38
Jupiter, Martin	38
Ponte Vedra, Duval	38
Bradley, Polk	37
Bay Pines, Pinellas	37
Tice, Lee	37
Eloise, Polk	37
Orlando, Volusia	37
Orlando, Broward	37
Univ Of FI Student Dorms, Alachua	37
Lulu, Columbia	36
Lealman, Pinellas	36
Highland Beach, Palm Beach	36
Palm Shores, Brevard	35
Homeland, Polk	35
City Of Westlake, Palm Beach	34
Hallandle Beach, Broward	34
Flemington, Marion	34
Siesta Key, Sarasota	34

# COVID-19: characteristics of 2,207,422 Florida resident cases

Data through May 3, 2021 verified as of May 4, 2021 at 09:25 AM

Data in this report are provisional and subject to change.

The table below includes the cities and counties of residence for cases in Florida residents based on the patient's ZIP Code.

Note that city is not always received as part of the initial notification and may be missing while the case is being investigated.

City and county	Cases
Poinciana, Osceola	34
Orlando, Polk	34
Venus, Highlands	34
Dowling Park, Suwannee	33
Sydney, Hillsborough	33
Alturas, Polk	32
Wekiva Springs, Seminole	32
Kinard, Calhoun	32
Bagdad, Santa Rosa	32
Indian Lake Estates, Polk	32
Homosassa Springs, Citrus	32
Nocatee, Desoto	31
South Palm Beach, Palm Beach	31
Mcintosh, Marion	31
Westchase, Hillsborough	30
Saint Marks, Wakulla	30
Missing, Manatee	29
Archer, Levy	29
Little Torch Key, Monroe	29
Chokoloskee, Collier	29
Palmdale, Glades	29
Penney Farms, Clay	29
Bonita Springs, Collier	29
Horseshoe Beach, Dixie	28
Miami, Unknown	28
Pembroke Park, Broward	28
Tangerine, Orange	28
Orlando, Hillsborough	28
Pine Castle, Orange	28
Balm, Hillsborough	27
New Smyrna, Volusia	27
Pensacola Beach, Santa Rosa	27
Florida State, Leon	27
Caryville, Holmes	27
Paxton, Walton	26
Long Key, Monroe	26
Sparr, Marion	26
Redington Shores, Pinellas	26
Missing, Indian River	26
Fort Lauderdale, Dade	26
Orange Lake, Marion	26
Missing, Citrus	25
Earleton, Alachua	25
Missing, Monroe	25
Tioga, Alachua	25
Hawthorne, Putnam	25
South Miami Heights, Dade	25
Yankeetown, Levy	25
Labelle, Glades	25
Missing, Brevard	24
Loughman, Polk	24
Santa Fe, Alachua	24
Union Park, Orange	24
Missing, Escambia	24
Goulds, Dade	24
Wabasso, Indian River	24
Boca Raton, Broward	24
Bostwick, Putnam	23
Champions Gate, Polk	22

# COVID-19: characteristics of 2,207,422 Florida resident cases

Data through May 3, 2021 verified as of May 4, 2021 at 09:25 AM

Data in this report are provisional and subject to change.

The table below includes the cities and counties of residence for cases in Florida residents based on the patient's ZIP Code.

Note that city is not always received as part of the initial notification and may be missing while the case is being investigated.

City and county	Cases
Florida Dept Of Corrections, Union	22
Wausau, Washington	22
Plymouth, Orange	22
Citrus Ridge, Indian River	22
Crystal Springs, Pasco	22
Laud-By-The-Sea, Broward	22
Missing, Okaloosa	22
Mango, Hillsborough	22
Kissimmee, Orange	22
La Crosse, Alachua	22
Buckingham, Lee	22
Branford, Lafayette	22
Mexico Beach, Gulf	22
Florida International University, Dade	22
Sun City, Hillsborough	21
Perdido Key, Escambia	21
Ramrod Key, Monroe	21
Everglades City, Collier	21
Fort Ogden, Desoto	21
Bonifay, Washington	21
Missing, Collier	20
Trenton, Levy	20
Jensen Beach, St. Lucie	20
Lake Como, Putnam	20
Candler, Marion	20
Golden Oak, Orange	20
Hollywood, Dade	20
Parker, Bay	20
Indian River Shores, Indian River	20
Goodland, Collier	20
Babcock Ranch, Lee	19
High Springs, Gilchrist	19
Maxville, Duval	19
Nalcrest, Polk	19
Lake Buena Vista, Orange	19
Lowell, Marion	19
Brooksville, Pasco	19
Orlando, Palm Beach	19
Wildlight, Nassau	19
Forest City, Orange	18
Belleair Bluffs, Pinellas	18
Johns Pass Village, Pinellas	18
West Panama City Beach, Bay	18
Florida State Univ Admin, Leon	18
Babcock Ranch, Charlotte	18
Lakewood Ranch, Sarasota	18
Tallevast, Manatee	18
Gulf Stream, Palm Beach	18
Nichols, Polk	18
Hillsboro Beach, Broward	17
Missing, Martin	17
Braden River, Manatee	17
Mount Dora, Orange	17
Missing, Bay	17
Webster, Hernando	17
Shady Hills, Pasco	17
Hutchinson Island, St. Lucie	17
Graceville, Holmes	17
Lake Monroe, Seminole	17

# COVID-19: characteristics of 2,207,422 Florida resident cases

Data through May 3, 2021 verified as of May 4, 2021 at 09:25 AM

Data in this report are provisional and subject to change.

The table below includes the cities and counties of residence for cases in Florida residents based on the patient's ZIP Code.

Note that city is not always received as part of the initial notification and may be missing while the case is being investigated.

City and county	Cases
Daytona Beach Shores, Volusia	17
Deer Island, Lake	17
Trilby, Pasco	17
Wewahitchka, Calhoun	16
Hialeah, Broward	16
Lake City, Suwannee	16
Woodville, Leon	16
Otter Creek, Levy	16
Hernando Beach, Hernando	16
Gulf Hammock, Levy	16
Graham, Bradford	16
Suwannee, Dixie	16
Village Of Palmetto Bay, Dade	15
Dade City, Hernando	15
White Springs, Columbia	15
Indian Creek Village, Dade	15
Orlando, Pinellas	15
Winter Garden, Lake	15
Miami Gardens, Broward	15
Eau Gallie, Brevard	15
Saint Lucie West, St. Lucie	15
Orlando, Lake	15
Watersound, Walton	15
Choctaw Beach, Okaloosa	14
Unknown, Dade	14
Murdock, Charlotte	14
Copeland, Collier	14
Los Angeles, Dade	14
Laurel Hill, Walton	14
Wahneta, Polk	14
Virginia Gardens, Dade	14
Mount Plymouth, Lake	13
Holder, Citrus	13
Elfers, Pasco	13
Roseland, Indian River	13
Durant, Hillsborough	13
Gonzalez, Escambia	13
Kingsley Lake, Bradford	13
Steinhatchee, Dixie	13
Long Boat Key, Manatee	13
Orlando, Brevard	13
Saint George Island, Franklin	13
Fort Charlotte, Charlotte	13
Alys Beach, Bay	13
East Lake, Marion	12
Redington Beach, Pinellas	12
Captiva, Lee	12
Grandin, Putnam	12
Umatilla, Marion	12
Pensacola Beach, Escambia	12
Rosemary Beach, Walton	12
Citrus Hills, Citrus	12
Leisure City, Dade	12
Fanning Springs, Gilchrist	12
Missing, Putnam	12
Greenville, Taylor	11
Day, Lafayette	11
Cypress, Jackson	11
Naples, Lee	11



# COVID-19: characteristics of 2,207,422 Florida resident cases

Data through May 3, 2021 verified as of May 4, 2021 at 09:25 AM

Data in this report are provisional and subject to change.

The table below includes the cities and counties of residence for cases in Florida residents based on the patient's ZIP Code.

Note that city is not always received as part of the initial notification and may be missing while the case is being investigated.

City and county	Cases
Deerfield Beach, Palm Beach	11
Gibsonia, Polk	11
Sea Ranch Lakes, Broward	11
Missing, Sarasota	11
Goldenrod, Seminole	11
Missing, Taylor	10
Telogia, Liberty	10
Missing, Polk	10
University Park, Manatee	10
Worthington Springs, Union	10
Rubonia, Manatee	10
Haines Creek, Lake	10
Forest City, Seminole	10
Missing, Nassau	10
Ozona, Pinellas	10
Seacrest, Walton	10
Briny Breezes, Palm Beach	10
Basinger, Okeechobee	10
Orlando, Leon	10
Orlando, Duval	10
Perrine, Dade	10
Saint Augustine, Duval	9
West Delray Beach, Palm Beach	9
Grant Valkaria, Brevard	9
High Springs, Columbia	9
Nobleton, Hernando	9
Passport, Unknown	9
Ybor City, Hillsborough	9
Lamont, Madison	9
Lloyd, Jefferson	9
Beverly Beach, Flagler	9
Saint Augustine Beach, St. Johns	9
Putnam Hall, Putnam	9
Ferndale, Lake	9
Scottsmoor, Brevard	9
Palma Sola, Manatee	9
Innovation, Pasco	9
Barberville, Volusia	9
Cottdonale, Washington	9
Jerome, Collier	8
Ponce De Leon, Walton	8
Missing, Clay	8
Fairfield, Marion	8
Cross Creek, Alachua	8
Indian Shores, Pinellas	8
Quail Heights, Dade	8
Palm City, St. Lucie	8
Seybold, Dade	8
White City, Gulf	8
Pine Ridge, Citrus	8
Keystone Heights, Bradford	8
Salem, Taylor	8
Orange Springs, Marion	8
Oneco, Manatee	8
Weirsdale, Lake	8
Evinston, Alachua	8
Anastasia Island, St. Johns	8
East Rockland Key, Monroe	7
Missing, Flagler	7

# COVID-19: characteristics of 2,207,422 Florida resident cases

Data through May 3, 2021 verified as of May 4, 2021 at 09:25 AM

Data in this report are provisional and subject to change.

The table below includes the cities and counties of residence for cases in Florida residents based on the patient's ZIP Code.

Note that city is not always received as part of the initial notification and may be missing while the case is being investigated.

City and county	Cases
Orange Park, Duval	7
Port Saint John, Brevard	7
Inglis, Citrus	7
Fernandina, Nassau	7
Orlando, Pasco	7
Longboat Key, Sarasota	7
Switzerland, St. Johns	7
Aripeka, Pasco	7
Maitland, Volusia	7
Valkaria, Brevard	7
Orlando, Alachua	7
River Ranch, Polk	7
Niceville, Walton	7
Okeechobee, Glades	7
Punta Gorda, Lee	6
Orlando, Unknown	6
Holt, Santa Rosa	6
Inlet Beach, Bay	6
Clermont, Polk	6
Deland, Lake	6
Sunny Hills, Washington	6
Shady Grove, Taylor	6
Orlando, Flagler	6
Orlando, Marion	6
Oklawaha, Marion	6
Missing, Walton	6
Labelle, Lee	6
Port Salerno, Martin	6
Ridge Manor Estates, Sumter	6
Maitland, Hillsborough	6
Winter Park, Polk	6
Winderemere, Orange	6
Lake Worth, Broward	6
Grove City, Charlotte	6
Coco River, Collier	6
Eglin, Okaloosa	6
Bruce, Holmes	6
Missing, Osceola	6
Duck Key, Monroe	6
Morriston, Marion	6
Newberry, Gilchrist	6
San Carlos Park, Lee	6
Miccosukee, Leon	6
Glenwood, Volusia	6
Clarcona, Orange	6
Orchid, Indian River	6
Maitland, Osceola	6
Bradenton, Sarasota	6
Ocoee, Lake	6
Missing, Unknown	6
Mayport Naval Station, Duval	6
Lake Butler, Bradford	6
Missing, Alachua	5
Delray Beach, Broward	5
Alys Beach, Walton	5
Point Washington, Walton	5
Seacrest, Bay	5
Williston, Marion	5
Okeechobee, Martin	5

# COVID-19: characteristics of 2,207,422 Florida resident cases

Data through May 3, 2021 verified as of May 4, 2021 at 09:25 AM

Data in this report are provisional and subject to change.

The table below includes the cities and counties of residence for cases in Florida residents based on the patient's ZIP Code.

Note that city is not always received as part of the initial notification and may be missing while the case is being investigated.

City and county	Cases
Orlando, Manatee	5
Pompano Beach, Palm Beach	5
Wakulla Springs, Wakulla	5
Cypress Gardens, Polk	5
Island Grove, Alachua	5
Okeechobee, Osceola	5
University Of Central Fl, Hillsborough	5
Cape Haze, Charlotte	5
Bayou George, Bay	5
Boynton Beach, Broward	5
Miramar, Dade	5
Fort Lauderdale, Palm Beach	5
Jacksonville Naval Air Station, Duval	5
Highland Park, Polk	5
Ebro, Bay	5
Westchester, Dade	5
Mid Florida, Seminole	5
Ocean Breeze, Martin	5
Missing, Highlands	5
Missing, Columbia	5
Missing, Leon	5
Missing, Hernando	5
Milton, Escambia	5
Mayport, Duval	5
Jacksonville, Clay	5
Greenville, Jefferson	5
Pass, Unknown	5
Stuart, St. Lucie	5
Lake Geneva, Clay	5
Miami, Palm Beach	5
Live Oak, Madison	4
Loxahatchee Groves, Palm Beach	4
West Bradenton, Manatee	4
Missing, Jackson	4
Marina Del Rey, Dade	4
Lake Harbor, Palm Beach	4
Glen Ridge, Palm Beach	4
Coconut Creek, Palm Beach	4
Orem, Palm Beach	4
Melrose, Bradford	4
Jacksonville, Dade	4
Los Angeles, Broward	4
Arcadia, Hillsborough	4
Branford, Gilchrist	4
Clewiston, Palm Beach	4
Conch Key, Monroe	4
Sharpes, Brevard	4
Sugarloaf, Monroe	4
Wacissa, Jefferson	4
Lazy Lake, Broward	4
Lamont, Taylor	4
International Service Center, Dade	4
Indian Rock Beach, Pinellas	4
Bowling Green, Polk	4
Plantation Key, Monroe	4
North Miami Beach, Broward	4
Sandestin, Walton	4
Pompano Beach, Dade	4
Bella Collina, Lake	4

# COVID-19: characteristics of 2,207,422 Florida resident cases

Data through May 3, 2021 verified as of May 4, 2021 at 09:25 AM

Data in this report are provisional and subject to change.

The table below includes the cities and counties of residence for cases in Florida residents based on the patient's ZIP Code.

Note that city is not always received as part of the initial notification and may be missing while the case is being investigated.

City and county	Cases
Bonnie, Dade	4
El Jobean, Charlotte	4
Hinsdale, Manatee	4
Miami Beach, Unknown	4
Jonesville, Alachua	4
Marathon Shores, Monroe	4
Marco Island, Lee	3
Kathleen, Pasco	3
Julington Creek, St. Johns	3
Jupiter Island, Martin	3
Mims, Volusia	3
Ocean Reef Club, Monroe	3
Missing, Washington	3
Alford, Washington	3
Altamonte Springs, Orange	3
Pass-A-Grille, Pinellas	3
Orlando, Escambia	3
Winter Park, Volusia	3
Vero Beach, St. Lucie	3
Monticello, Madison	3
Samoset, Manatee	3
Vernon, Bay	3
Cape San Blas, Gulf	3
Apopka, Lake	3
Crestview, Walton	3
Cross Key, Monroe	3
Fernandina Beach, Duval	3
Fpo, Duval	3
Green Cove Springs, Duval	3
Mayport Naval Housing, Duval	3
Land O Lakes, Hillsborough	3
Lady Lake, Marion	3
Homeless, Hillsborough	3
Jacksonville , Duval	3
Brooklyn, Broward	3
Ft Pierce, St. Lucie	3
Westville, Walton	3
Orlo Vista, Orange	3
Pembroke Lakes, Broward	3
Milligan, Okaloosa	3
Sorrento, Orange	3
Stuart, Palm Beach	3
North Fort Myers, Charlotte	3
Chicago, Lee	3
Coraopolis, Citrus	3
Champions Gate, Osceola	3
Bristol, Calhoun	3
Aventura, Broward	3
Jacksonville, Alachua	3
Marina Del Rey, Broward	3
Kissimmee, Unknown	3
Inverness, Polk	3
Pass, Dade	3
Vero Beach, Brevard	3
Pp, Dade	3
Wimauma, Manatee	3
Woodside, Broward	3
Brewton, Escambia	3
Apopka, Broward	3

# COVID-19: characteristics of 2,207,422 Florida resident cases

Data through May 3, 2021 verified as of May 4, 2021 at 09:25 AM

Data in this report are provisional and subject to change.

The table below includes the cities and counties of residence for cases in Florida residents based on the patient's ZIP Code.

Note that city is not always received as part of the initial notification and may be missing while the case is being investigated.

City and county	Cases
Lanark Village, Franklin	3
Maitland, Polk	3
Ludlam, Dade	3
Laurel, Sarasota	3
Clermont, Orange	3
Miami Shores, Broward	3
Pineland, Lee	3
Tampa, Pinellas	3
Tampa Palms, Hillsborough	3
Tarpon Springs, Pasco	3
Winter Garden, Seminole	3
Palm Coast, Volusia	3
Port Saint Lucie, Martin	3
Saint Augusaintine Beach, St. Johns	3
West Palm Beach, Broward	3
Village Of Golf, Palm Beach	3
Wildwood, Marion	3
Saint Petersburg, Hillsborough	3
Loxahatchee, Broward	3
Lynbrook, Broward	3
Miami, Orange	3
Lake City, Duval	3
Lakeland, Hillsborough	3
Immokalee, Lee	3
Hallandale Beach, Dade	3
Bradington, Manatee	3
Blountstown, Liberty	3
Blountstown, Jackson	2
Alligator Point, Franklin	2
Crawfordville, Leon	2
Eatonville, Lake	2
Miami, Hillsborough	2
Lutz, Pinellas	2
Los Angeles, Okaloosa	2
Louisville, Manatee	2
Lawtey, Union	2
Lehigh Acres, Dade	2
Seven Springs, Pasco	2
Upper Key Largo, Monroe	2
University Of Central Florida, Brevard	2
West Villages, Sarasota	2
Zellwood, Lake	2
Phoenix, Lake	2
Mount Pleasant, Gadsden	2
Navarre, Okaloosa	2
Opa Locka, Broward	2
None, Dade	2
Weston, Dade	2
West Palm Beach, Dade	2
Winter Park, Leon	2
Palm Springs North, Dade	2
Redland, Dade	2
St John, Broward	2
Melrose, Alachua	2
Olustee, Baker	2
Orlando, Santa Rosa	2
Orlando, Charlotte	2
Doctors Inlet, Clay	2
Bronx, Seminole	2

# COVID-19: characteristics of 2,207,422 Florida resident cases

Data through May 3, 2021 verified as of May 4, 2021 at 09:25 AM

Data in this report are provisional and subject to change.

The table below includes the cities and counties of residence for cases in Florida residents based on the patient's ZIP Code.

Note that city is not always received as part of the initial notification and may be missing while the case is being investigated.

City and county	Cases
Bonifay, Jackson	2
Bonnie, Duval	2
Bonnie, Sarasota	2
Lake Helen, Orange	2
Lecanto, Marion	2
Maitland, Leon	2
Jacksonville, Unknown	2
Fort Pierce, Martin	2
Fort Myers, Collier	2
Maitland, Lake	2
Hialeah Lakes, Dade	2
Hialeah, Orange	2
Jan Phyl Village, Polk	2
Moore Haven, Hendry	2
Naples, Broward	2
Cassadaga, Volusia	2
Fort Walton Beach, Walton	2
Duke Field Air Force Station, Okaloosa	2
Dunnellon, Levy	2
Yalhala, Lake	2
University Of Central Florida, Palm Beach	2
University Of Central Florida, Pinellas	2
Sumatra, Liberty	2
Pp, Unknown	2
Provo, Broward	2
Pensacola, Santa Rosa	2
University Of Central Florida, Broward	2
West Point, Lee	2
Saint Teresa, Wakulla	2
Maitland, Pasco	2
Miamt, Dade	2
Orlando, Okaloosa	2
North Miami, Broward	2
Knoxville, Escambia	2
Florida Power & Light Co, Dade	2
Homeless, Dade	2
Hialeah, Unknown	2
Apopka, Unknown	2
Amelia City, Nassau	2
Alligator Point, Wakulla	2
Casselberry, Orange	2
Chipley, Jackson	2
Longview, Dade	2
Melrose, Clay	2
Jacksonville Naval Hospital, Duval	2
Hosford, Calhoun	2
Dfafs, Okaloosa	2
Ormond Beach, Flagler	2
Pembroke Pines, Dade	2
Tampa, Hernando	2
Noma, Holmes	2
Sebring, Desoto	2
Saint Lucie Village, St. Lucie	2
Wauchula, Desoto	2
Yeehaw, Okeechobee	2
Saint Marys, Nassau	2
Red Bay, Holmes	2
Port Saint Lucie, Palm Beach	2
Woodstock, Lee	2



# COVID-19: characteristics of 2,207,422 Florida resident cases

Data through May 3, 2021 verified as of May 4, 2021 at 09:25 AM

Data in this report are provisional and subject to change.

The table below includes the cities and counties of residence for cases in Florida residents based on the patient's ZIP Code.

Note that city is not always received as part of the initial notification and may be missing while the case is being investigated.

City and county	Cases
West Lafayette, Broward	2
Windermere, Lake	2
Sutton, Pasco	2
Tequesta, Martin	2
Fort Lauderdale, Alachua	2
Bay Harbor Islands, Unknown	2
Alachua, Duval	2
Cross City, Taylor	2
Carl Fisher, Dade	2
Jupiter, Dade	2
Micanopy, Marion	2
Marysville, Dade	2
Lake Clarke Shores, Palm Beach	2
FI State Univ Student, Leon	2
Defuniak Springs, Okaloosa	2
Cibolo, Orange	2
Claysville, Hernando	2
Crescent Beach, Sarasota	2
Callahan, Duval	2
Tampa, Broward	2
Tarpon Springs, Hillsborough	2
South Miami, Broward	2
Port Canaveral, Brevard	2
Monument, Broward	2
Orlando, St. Lucie	2
Winter Springs, Orange	2
Windermere, Hillsborough	2
Pompano Beach, Osceola	2
Port Charlotte, Lee	2
Port St. Lucie, St. Lucie	2
Venice, Dade	2
Union, Manatee	2
University Of Central Fl, Seminole	2
Swansea, Lee	2
Sand Lake, Orange	2
At Large, Broward	2
Boys Ranch, Suwannee	2
Eatonville, Polk	2
New Port Richey, Hillsborough	2
Okeechobee, Highlands	2
Miami, Martin	2
Long Beach, Orange	2
Labelle, Collier	2
Fort Pierce, Brevard	2
Jena, Taylor	2
Indianapolis, Lee	1
Gwynn Oak, Polk	1
Lake In The Hills, Broward	1
Jupiter, Pinellas	1
Kansas City, Palm Beach	1
Litchfield Park, Monroe	1
Littleton, St. Johns	1
Marianna, Leon	1
Marianna, Washington	1
Mary Esther, Hillsborough	1
Los Angeles, Orange	1
Maitland, Palm Beach	1
Mattoon, Lee	1
Milford, Bay	1

# COVID-19: characteristics of 2,207,422 Florida resident cases

Data through May 3, 2021 verified as of May 4, 2021 at 09:25 AM

Data in this report are provisional and subject to change.

The table below includes the cities and counties of residence for cases in Florida residents based on the patient's ZIP Code.

Note that city is not always received as part of the initial notification and may be missing while the case is being investigated.

City and county	Cases
Milford, Unknown	1
Miramar, Unknown	1
Melbourne, Volusia	1
Missing, Franklin	1
North Port, Charlotte	1
Newaygo, Charlotte	1
Na, Dade	1
Naples, Unknown	1
New Canaan, Dade	1
Denton, Broward	1
Destin, Bay	1
Eureka, Flagler	1
Evansville, Citrus	1
Crescent City, Marion	1
Crestview, Unknown	1
Commerce Township, Manatee	1
Crawfordville, Alachua	1
Fort Lauderdale, Lee	1
Fort Myers, Polk	1
Glens Falls, Broward	1
Fort Worth, Broward	1
Franklin, Orange	1
Frostproof, Highlands	1
Gainesville, Palm Beach	1
Gainesville, Santa Rosa	1
Brewster, Palm Beach	1
Brownsville, Escambia	1
Bryant, Palm Beach	1
Bonnie, St. Johns	1
Clearwater, Hillsborough	1
Coal City, Pasco	1
Celebration, Orange	1
Chicago, Broward	1
Austin, Dade	1
Apo, Collier	1
Big Torch Key, Monroe	1
Black, Holmes	1
Boca Raton, Lee	1
8852 Teacher Ln, Pasco	1
Addison, Pasco	1
Apopka, Citrus	1
Apopka, Hillsborough	1
Arabi, Orange	1
Scottsdale, Brevard	1
Scottsdale, Palm Beach	1
Saint Petersburg, Duval	1
Saint Petersburg, Manatee	1
St Peterburg, Orange	1
Stiamk, Dade	1
Summerdale, Escambia	1
Surfside Beach, Orange	1
Sun City Center, Lee	1
Tampa, Citrus	1
Tampa, Duval	1
Temple, Palm Beach	1
Unknown, Duval	1
Upland, Manatee	1
Valrico, Polk	1
Saint Charles, Orange	1

# COVID-19: characteristics of 2,207,422 Florida resident cases

Data through May 3, 2021 verified as of May 4, 2021 at 09:25 AM

Data in this report are provisional and subject to change.

The table below includes the cities and counties of residence for cases in Florida residents based on the patient's ZIP Code.

Note that city is not always received as part of the initial notification and may be missing while the case is being investigated.

City and county	Cases
Roswell, Bay	1
Royal Palm, Palm Beach	1
Ruskin, Dade	1
Ruskin, Manatee	1
Port Saint Lucie, Marion	1
Oviedo, Orange	1
Pace, Escambia	1
Painted Post, Pasco	1
Palatka, Marion	1
Pensacola Naval Hospital, Escambia	1
Pittsburgh, Alachua	1
Playa Del Rey, Palm Beach	1
Plymouth, Pasco	1
Winnetka, Dade	1
Winter Garden, Osceola	1
Winter Haven, Leon	1
Winter Haven, Osceola	1
Winter Park, Duval	1
Winter Park, Palm Beach	1
Winter Springs, Polk	1
Youngstown, Washington	1
Wabasha, Clay	1
Wakefield, Broward	1
Waverly, Duval	1
West Hollywood, Broward	1
Wekiwa Springs, Orange	1
Wildwood, Lee	1
Willington, Lee	1
Orlando, Walton	1
Oviedo, Lake	1
Orlando, St. Johns	1
Orem, Dade	1
Orlando, Citrus	1
Orlando, Collier	1
Orlando, Hernando	1
Ocala, Duval	1
Notrealville, Polk	1
Mokena, Lee	1
Myrtle Beach, Broward	1
Morrisville, Palm Beach	1
North Brunswick, St. Lucie	1
North Grafton, Dade	1
Nashville, Palm Beach	1
Rye, Palm Beach	1
Ridgewood, Lee	1
Roayl Palm Beach, Palm Beach	1
Roseville, Broward	1
San Fernando, Unknown	1
Saint Petersburg, Bay	1
Plantation, Leon	1
Pooler, Broward	1
Punta Gorda, Sarasota	1
Putnam, Putnam	1
Pensacola, Dade	1
Plant City, Polk	1
Panomo City, Bay	1
Parrish, Sarasota	1
Seguin, Unknown	1
St Cloud, Orange	1

# COVID-19: characteristics of 2,207,422 Florida resident cases

Data through May 3, 2021 verified as of May 4, 2021 at 09:25 AM

Data in this report are provisional and subject to change.

The table below includes the cities and counties of residence for cases in Florida residents based on the patient's ZIP Code.

Note that city is not always received as part of the initial notification and may be missing while the case is being investigated.

City and county	Cases
St Helena Is, Dade	1
Surprise, Unknown	1
Tinley Park, Manatee	1
Twentynine Palms, Broward	1
Vernon, Walton	1
Unknown, Manatee	1
Venezuela, Unknown	1
Waukesha, Volusia	1
Wilmington, Charlotte	1
Windermere, Alachua	1
Winfield, Hillsborough	1
Winter Garden, Unknown	1
Winter Park, Brevard	1
Whippany, Volusia	1
Xifamk, Dade	1
Buffalo, Dade	1
Canton, Duval	1
Brunswick, Polk	1
Bryceville, Duval	1
Bradentom, Manatee	1
Bradenton, Lee	1
Boca Raton, Dade	1
Boca Raton, Madison	1
Bogota, Unknown	1
Bal Harbour, Broward	1
Atlanta, Walton	1
Attalla, Broward	1
Auburn, Palm Beach	1
Autaugaville, Broward	1
Apopka, Volusia	1
Alachua, Suwannee	1
Alafaya, Broward	1
Alafaya, Pinellas	1
Crestview, Broward	1
Clearwater, Leon	1
Charlotte, Alachua	1
Crystal River, Marion	1
Dade City, Unknown	1
Dalecity, Okaloosa	1
Daytona Beach, Orange	1
Deerfield Beach, Polk	1
Dona Vista, Lake	1
East Setauket, Palm Beach	1
El Dorado, Palm Beach	1
Fayetteville, Broward	1
Fellsmere, Brevard	1
Florida City, Unknown	1
Fort Lauderdale, Collier	1
Fort Myers, Alachua	1
Fleming Island, Duval	1
Glen Cove, Unknown	1
Glen Saint Mary, Duval	1
Golf, Palm Beach	1
Great Neck, Dade	1
Gainesville, Levy	1
Immokalee, Walton	1
Irmo, Unknown	1
Jacksonville, Baker	1
Jacksonville, Marion	1

# COVID-19: characteristics of 2,207,422 Florida resident cases

Data through May 3, 2021 verified as of May 4, 2021 at 09:25 AM

Data in this report are provisional and subject to change.

The table below includes the cities and counties of residence for cases in Florida residents based on the patient's ZIP Code.

Note that city is not always received as part of the initial notification and may be missing while the case is being investigated.

City and county	Cases
Greensboro, Leon	1
Lake Forest, Collier	1
Macclenny, Dixie	1
Madison, Jefferson	1
Maitland, Collier	1
Key West, Palm Beach	1
Kilgore, Dade	1
Jupiter Inlet, Palm Beach	1
Land O Lakes, Unknown	1
Lawton, Okaloosa	1
Levittown, Palm Beach	1
Lima, Manatee	1
Lima, Volusia	1
Merrick, Palm Beach	1
Metter, Manatee	1
Miami, Osceola	1
Miamiardens, Unknown	1
Miamksaohes, Dade	1
Milford, Lee	1
Missing, Okeechobee	1
Monroe Township, Palm Beach	1
Monroe, Lee	1
Moore Haven, Okeechobee	1
Morrisville, Unknown	1
Matawan, Palm Beach	1
Mckinney, Broward	1
Miamc, Dade	1
Lake Butler, Alachua	1
Knoxville, Bay	1
Las Vegas, Palm Beach	1
Ldhl, Broward	1
Longwood, Volusia	1
Leesburg, Seminole	1
Lehigh Acres, Collier	1
Lincoln, St. Lucie	1
Little Neck, Lee	1
Jupiter, St. Lucie	1
Kenilworth, Leon	1
Key West, Duval	1
Kingsland, Nassau	1
Keys West, Unknown	1
Jacksonville, Orange	1
Jefferson, Dade	1
Jonesboro, Leon	1
Intrcsion Cty, Osceola	1
Inverness, Marion	1
Inwood, Broward	1
Irvine, Marion	1
Istachatta, Hernando	1
Homeless, Monroe	1
Homeless, Pinellas	1
Howell, Dade	1
Hudson, Hernando	1
Hoclywsod, Dade	1
Holiday, Pinellas	1
Hernando, Marion	1
Hialeah, Collier	1
Indian Rocks Beach, Duval	1
Indiantown, Palm Beach	1

# COVID-19: characteristics of 2,207,422 Florida resident cases

Data through May 3, 2021 verified as of May 4, 2021 at 09:25 AM

Data in this report are provisional and subject to change.

The table below includes the cities and counties of residence for cases in Florida residents based on the patient's ZIP Code.

Note that city is not always received as part of the initial notification and may be missing while the case is being investigated.

City and county	Cases
Inglewood, Sarasota	1
Carmel, Orange	1
Cedar Springs, Hernando	1
Caracas, Dade	1
Bryceville, Baker	1
Dallas, Hernando	1
Dayton, Lake	1
Daytona Beach, Pinellas	1
Alpharetta, Broward	1
O, Manatee	1
Acworth, Okaloosa	1
Apopka, Clay	1
Asheville, Highlands	1
Astoria, Broward	1
Atmore, Escambia	1
Bartow, Hardee	1
Bel Air, Collier	1
Berryton, Palm Beach	1
Brooklyn, Dade	1
Brooklyn, Lee	1
Bonnie, Broward	1
Boston, Broward	1
Fort Lauderdale, Leon	1
Fort Myers, Sarasota	1
Fort Pierce, Palm Beach	1
Fort White, Clay	1
East Palatka, Hillsborough	1
Eastpoint, Leon	1
Dearborn, Broward	1
Deer Park, Dade	1
Deerfield, Dade	1
Deland, Seminole	1
Deltona, Seminole	1
Doral, Unknown	1
Downingtown, Broward	1
Downingtown, Hillsborough	1
Dpo, Santa Rosa	1
Garden City, Alachua	1
Gaylord, Orange	1
Goodrich, Charlotte	1
Gotcha, Orange	1
Greensburg, Palm Beach	1
Harpers Ferry, Palm Beach	1
Helen, Bay	1
Haines City, Osceola	1
Erie, Monroe	1
Fisher Island, Unknown	1
Topsham, Manatee	1
Town Of Nocatee, St. Johns	1
Troy, Manatee	1
Unkn, Duval	1
Sweetwater, Manatee	1
Syracuse, Polk	1
Tallahassee, Dade	1
Tamarac, Dade	1
Tavares, Orange	1
Waipahu, Santa Rosa	1
Ward, Polk	1
Wellborn, Columbia	1



# COVID-19: characteristics of 2,207,422 Florida resident cases

Data through May 3, 2021 verified as of May 4, 2021 at 09:25 AM

Data in this report are provisional and subject to change.

The table below includes the cities and counties of residence for cases in Florida residents based on the patient's ZIP Code.

Note that city is not always received as part of the initial notification and may be missing while the case is being investigated.

City and county	Cases
West ApIm Beach, Palm Beach	1
Venetian Islands, Dade	1
Winter Garden, Duval	1
Woodbine, Nassau	1
West Yarmouth, St. Lucie	1
Yulee, St. Johns	1
Zephyrhills, Hillsborough	1
Prattville, Hillsborough	1
Prestonsburg, Bay	1
Quincy, Jackson	1
Rapid City, Broward	1
Petersburg, Manatee	1
Piasa, Putnam	1
Rileyville, Flagler	1
Saint Joseph, Volusia	1
Russellville, Bay	1
Sagamore Beach, Charlotte	1
Saint Augustine, Broward	1
Saint Cloud, Palm Beach	1
San Antonio, Orange	1
Shirley, Flagler	1
Seminole, Leon	1
Suitland, Volusia	1
Sunbright, Palm Beach	1
Oldsmar, Hillsborough	1
Olean, Alachua	1
North Palm Beach, Orange	1
Northport, Sarasota	1
Oakland, Lee	1
Missing, Levy	1
Myakka City, Sarasota	1
New Middletown, Hillsborough	1
New Port Richey, Pinellas	1
Newberry, Marion	1
Newtown, Lake	1
Palmetto Bay, Palm Beach	1
Palmetto, Pasco	1
Parma, Manatee	1
Pass-A-Grille Beach, Pinellas	1
Other, Dade	1
Windermere, Volusia	1
Wtixrat, Dade	1
Westlake Village, Unknown	1
White Plains, Broward	1
Whites Creek, Leon	1
University Of Central Florida, Lee	1
Trenton, Dixie	1
Uknown, Unknown	1
Toms River, Lee	1
Tourist, Dade	1
Watersound, Bay	1
Vero Beach, Unknown	1
Unk, Duval	1
Ventura, Orange	1
Saint Augustine, Flagler	1
Port Orange, Brevard	1
Seffenner, Hillsborough	1
Seminole, Lee	1
Sanford, Orange	1

# COVID-19: characteristics of 2,207,422 Florida resident cases

Data through May 3, 2021 verified as of May 4, 2021 at 09:25 AM

Data in this report are provisional and subject to change.

The table below includes the cities and counties of residence for cases in Florida residents based on the patient's ZIP Code.

Note that city is not always received as part of the initial notification and may be missing while the case is being investigated.

City and county	Cases
Saint Petersburg, Charlotte	1
Tampa, Pasco	1
Sunrtise, Dade	1
Tallahassee, Madison	1
Tallahassee, Pinellas	1
Summerfield, Unknown	1
Stratford, Broward	1
Pembroke Pines, Orange	1
Pensacola, Sumter	1
Perth Amboy, Hillsborough	1
Powell, Lee	1
Puerto Rico, Unknown	1
Randolph, Orange	1
Rivera Beach, Palm Beach	1
Paducah, Manatee	1
Orlando, Jackson	1
Orlando, Lee	1
Panama City, Unknown	1
Ocala, Citrus	1
Ocoee, Unknown	1
Odessa, Dade	1
Nantucket, Palm Beach	1
New Vernon, Palm Beach	1
Oldsrav, Manatee	1
Newberry, Levy	1
Dover, Lee	1
Davenport, Lake	1
Dayton, Citrus	1
Dayton, Orange	1
Dearborn Heights, Hillsborough	1
Edgewood, Broward	1
Elkton, Putnam	1
Chesterfield, Broward	1
Carteret, Polk	1
Cincinnati, Dade	1
Connellsville, Highlands	1
Baker, Santa Rosa	1
Belleville, Palm Beach	1
Belmont, Santa Rosa	1
Blountstown, Broward	1
000000, Unknown	1
Armstrong, St. Johns	1
Atl, Brevard	1
Alva, Escambia	1
Andalusia, Escambia	1
Arcadia, Highlands	1
Bronson, Alachua	1
Brooker, Alachua	1
Bradenton, Clay	1
Brandon, Pinellas	1
Bonita, Lee	1
Bocaraten, Palm Beach	1
Hudson, Pinellas	1
Indian Rock Beach, Palm Beach	1
Hoosick Falls, Broward	1
Interlachen, Duval	1
Kaclsonville, Duval	1
Kechi, Orange	1
Fort Myers, Broward	1

# COVID-19: characteristics of 2,207,422 Florida resident cases

Data through May 3, 2021 verified as of May 4, 2021 at 09:25 AM

Data in this report are provisional and subject to change.

The table below includes the cities and counties of residence for cases in Florida residents based on the patient's ZIP Code.

Note that city is not always received as part of the initial notification and may be missing while the case is being investigated.

City and county	Cases
Floralá, Okaloosa	1
Forestville, Volusia	1
Gainesville, Okaloosa	1
Hialeahgardens, Dade	1
Hiram, Leon	1
Greenbrier, Bay	1
Greenville, Palm Beach	1
Groveland, Orange	1
Mexico, Orange	1
Miami Gardens, Unknown	1
Middletown, Osceola	1
Mayaguez, Dade	1
Missing, Gilchrist	1
Monroe, Hillsborough	1
Longwood, Broward	1
Lucedale, St. Lucie	1
Macclenny, Duval	1
Mantua, Broward	1
Jacksonville, Nassau	1
Kure Beach, Monroe	1
Lakeland, Palm Beach	1
Leesburg, Broward	1
Conifer, Lee	1
Clarksboro, Lee	1
Chipley, Holmes	1
Celebration, Palm Beach	1
Chattanooga, Dade	1
El Paso, Unknown	1
Elbow Lake, Palm Beach	1
Dunellen, Dade	1
Eatonville, Seminole	1
Diamond, Highlands	1
Doral, Broward	1
Cutler Bay, Broward	1
Daniel Island, Bay	1
Boston, Dade	1
Brewster, Volusia	1
Bryn Mawr, Palm Beach	1
Burkeville, Brevard	1
Camden Wyoming, Duval	1
Boca Raton,, Palm Beach	1
Bear Grass, Palm Beach	1
Azalea Park, Osceola	1
Altamonte, Orange	1
Alva, Collier	1
Amelia Village, Nassau	1
Apple Creek, Citrus	1
Allentown, Putnam	1
Barefoot Beach, Lee	1
Battle Creek, Manatee	1
Avon, Manatee	1
Aventura, Osceola	1
Hickory, Lee	1
Havana, Leon	1
Homer, Escambia	1
Fort Denaud, Glades	1
Fort Meyers, Lee	1
Fortwalton Beach, Okaloosa	1
Garland, Orange	1

# COVID-19: characteristics of 2,207,422 Florida resident cases

Data through May 3, 2021 verified as of May 4, 2021 at 09:25 AM

Data in this report are provisional and subject to change.

The table below includes the cities and counties of residence for cases in Florida residents based on the patient's ZIP Code.

Note that city is not always received as part of the initial notification and may be missing while the case is being investigated.

City and county	Cases
Everett, Dade	1
Fairless Hills, Broward	1
FI State Lot, Leon	1
Lake Mary, Lake	1
Jeffersonville, Broward	1
Madison, Unknown	1
Longwood, Orange	1
Lansdale, Lake	1
Lapeer, Manatee	1
Lehigh Cares, Lee	1
Live Oak, Columbia	1
Loganville, Orange	1
Missing, Wakulla	1
Monterey, Broward	1
Mumford, Manatee	1
N/A, Duval	1
Naples, Alachua	1
Opa Locka, Polk	1
Orem, Sarasota	1
Ocean City, Broward	1
Old Town, Gilchrist	1
Miami, Charlotte	1
Miamii, Dade	1
Middleburg, Duval	1
Midland, Osceola	1
Missing, Hamilton	1
Miami Garden, Unknown	1
San Antonio, Dade	1
Russellville, Hillsborough	1
Saint Augustine, Okaloosa	1
Sandyport, Dade	1
Sanford, Palm Beach	1
Sebastian, Lake	1
Ridgewood, Broward	1
Riverview, Manatee	1
Rochester, Broward	1
Roseland, Palm Beach	1
Republic, Monroe	1
Richmond, Palm Beach	1
Pompano Beach, Alachua	1
Oviedo, Leon	1
Porter Ranch, Dade	1
Raiford, Bradford	1
Ponte Vedra Beach, Orange	1
Port Orange , Volusia	1
Port Saint Lucie, Indian River	1
Village Of Palm Springs, Palm Beach	1
Virginia Beach, Alachua	1
Wayne, Palm Beach	1
Webster, Pasco	1
Wekiva Springs, Orange	1
Westerville, Hillsborough	1
Wilton Manors, Dade	1
Wilbur By The Sea, Volusia	1
Willowbrook, Lee	1
Wilmington, Pasco	1
Tower Lakes, Lee	1
Union City, Bradford	1
University Of Central FI, Pasco	1

# COVID-19: characteristics of 2,207,422 Florida resident cases

Data through May 3, 2021 verified as of May 4, 2021 at 09:25 AM

Data in this report are provisional and subject to change.

The table below includes the cities and counties of residence for cases in Florida residents based on the patient's ZIP Code.

Note that city is not always received as part of the initial notification and may be missing while the case is being investigated.

City and county	Cases
Steinhatchee, Alachua	1
Tallahassee, Wakulla	1
Tampa, Escambia	1
Tampa, Manatee	1
Tangerine, Lake	1
Winter Garden, Hillsborough	1
Woodland Hills, Brevard	1
Youngstown, Calhoun	1
Yulee, Duval	1
Parlin, Broward	1
Ponce, Orange	1
Plant City, Hendry	1
Plant City, Pinellas	1
Plantation, Unknown	1
Orem, Nassau	1
Orlando, Highlands	1
Northville, Broward	1
Ocala, Indian River	1
Ocoee, Broward	1
Olando, Orange	1
Ocoee, Polk	1
Saint Petersburg, Dade	1
San Juan, Osceola	1
San Pedro Sula, Dade	1
Sandy, Duval	1
Richmond Heights, Dade	1
Ridge Manor, Hernando	1
Riverview, Pinellas	1
Rochester, Lee	1
Rosemary Beach, Bay	1
Saint Cloud, Orange	1
Port Saint Lucie, Duval	1
Portland, Unknown	1
Pound Ridge, Leon	1
Southampton, Palm Beach	1
South Otselic, Dade	1
Sevierville, Dade	1
Stockbridge, Leon	1
Sullivans Island, Dade	1
Tampa, Lee	1
Tampa, Polk	1
Summerville, Dade	1
Tallahassee, Escambia	1
Telluride, Lee	1
Tinley Park, Lee	1
University Of Central Fl, Dade	1
Windermere, Polk	1
Winter Park, Lake	1
Wayne, Dade	1
West Lafayette, Desoto	1
West Simsbury, Collier	1
Winter, Pinellas	1
Downers Grove, St. Lucie	1
Delrey Beach, Palm Beach	1
Export, Palm Beach	1
Fdsf, Unknown	1
Felda, Palm Beach	1
Flagler Beach, Volusia	1
Flora, Lee	1

# COVID-19: characteristics of 2,207,422 Florida resident cases

Data through May 3, 2021 verified as of May 4, 2021 at 09:25 AM

Data in this report are provisional and subject to change.

The table below includes the cities and counties of residence for cases in Florida residents based on the patient's ZIP Code.

Note that city is not always received as part of the initial notification and may be missing while the case is being investigated.

City and county	Cases
Fort Myers, Lake	1
Fresno, Pasco	1
Fruitland Park, Sumter	1
Gainesville, Marion	1
Gastonia, Polk	1
Clearwater, Highlands	1
Columbia, Orange	1
Coral Gables, Unknown	1
Coral Springs, Unknown	1
Crestview, Dade	1
Dade City, Polk	1
Darien, Pasco	1
Arcadia, Charlotte	1
Aspen, Palm Beach	1
Atl, Broward	1
Atlanta, Broward	1
Aurburndale, Polk	1
Aventura, Unknown	1
Azalea Park, Sarasota	1
Biscayne Park, Broward	1
Alpharetta, Alachua	1
Apalachicola, Leon	1
Brooksville, Columbia	1
Bryn Mawr, Collier	1
Canfield, Duval	1
Naugatuck, Lee	1
New Vernon, Sarasota	1
New York, Broward	1
Newport Beach, Palm Beach	1
North Adams, Manatee	1
North Little Rock, Palm Beach	1
Myakka, Duval	1
Missing, Hendry	1
Missing, Baker	1
Milford, Palm Beach	1
Milford, Polk	1
Minneapolis, Broward	1
Melbourne, Dade	1
Melbourne, Orange	1
Miami Beach, Palm Beach	1
Miami Granders, Dade	1
Johns Island, Wakulla	1
Killarney, Orange	1
Knoxville, Duval	1
Harrison, Dade	1
Havanna, Gadsden	1
Jacksonville, Flagler	1
Jacksonville, Palm Beach	1
Hilliard, Dade	1
Hollywood, Leon	1
Homestead, Monroe	1
Homestead, Unknown	1
Humble, Broward	1
Green, Clay	1
Greensburg, Orange	1
Greenville, Monroe	1
Gulf Shores, Escambia	1
Maitland, Unknown	1
Matlacha Island, Lee	1



# COVID-19: characteristics of 2,207,422 Florida resident cases

Data through May 3, 2021 verified as of May 4, 2021 at 09:25 AM

Data in this report are provisional and subject to change.

The table below includes the cities and counties of residence for cases in Florida residents based on the patient's ZIP Code.

Note that city is not always received as part of the initial notification and may be missing while the case is being investigated.

City and county	Cases
Los Angeles, Polk	1
Lakeland, Pasco	1
Lake City, Volusia	1
Fort Myers, Dade	1
Florala, Escambia	1
Gainesville, Baker	1
Gilmer, Dade	1
Grassy Key, Monroe	1
Jamaica, Broward	1
Haverford, Hillsborough	1
Herrin, Orange	1
Jersey City, Polk	1
Haledon, Dade	1
Jacksonville, Manatee	1
Marshall, Palm Beach	1
Marianna, Calhoun	1
Lemoyne, Manatee	1
Los Angeles, Palm Beach	1
Lyndhurst, Broward	1
Magnolia Square, Osceola	1
Maitland, Alachua	1
Lake In The Hills, Columbia	1
Lake Placid, Alachua	1
Labelle, Dade	1
Kingsland, Duval	1
Kissimmee, Brevard	1
Lawrence Township, Palm Beach	1
Las Vegas, Orange	1
Lake Worth Beach, Broward	1
Lander, Citrus	1
Bronx, Broward	1
Carol Stream, Orange	1
Castleberry, Escambia	1
Buffalo, Palm Beach	1
Bryant, Alachua	1
Alanson, Bay	1
Aollywoss, Dade	1
Apo, Pasco	1
Apopka, Flagler	1
Belleair, Hillsborough	1
Bohealia, Lee	1
Blowing Rock, Polk	1
Dorchester, Orange	1
Estero, Collier	1
Fanning Springs, Levy	1
Felton, Manatee	1
Deland, Polk	1
Cumberland, Palm Beach	1
Dade City, Hillsborough	1
Dallas, Lee	1
De Leon Springs, Putnam	1
Dearborn, Lee	1
Clear Brook, Lee	1
Charlotte, Pasco	1
Crestview, Holmes	1
College Station, Lake	1
Columbus, Brevard	1
Cookeville, Seminole	1
Orlando, Union	1

# COVID-19: characteristics of 2,207,422 Florida resident cases

Data through May 3, 2021 verified as of May 4, 2021 at 09:25 AM

Data in this report are provisional and subject to change.

The table below includes the cities and counties of residence for cases in Florida residents based on the patient's ZIP Code.

Note that city is not always received as part of the initial notification and may be missing while the case is being investigated.

City and county	Cases
Ovido, Seminole	1
Oxford, Palm Beach	1
Opalocka, Dade	1
North Canton, Palm Beach	1
Oakland, Leon	1
Ocala, Alachua	1
Okeechobee, St. Lucie	1
Miamf, Dade	1
Miami G, Dade	1
Miami, Collier	1
Miami, St. Lucie	1
New Richmond, Volusia	1
Steinhatchee, Madison	1
Spring Park, Alachua	1
South Burlington, Orange	1
Sarasota, Charlotte	1
Sarasota, Hillsborough	1
Shannon, Collier	1
Soddy Daisy, Broward	1
Soldotna, Broward	1
Saint Cloud, Lee	1
Saint Johns, Orange	1
San Antonio, Sarasota	1
Sanford, Volusia	1
Rio Dell, Volusia	1
Rochelle, Volusia	1
Port Saint Lucie, Orange	1
Princeton, Alachua	1
Provincetown, Collier	1
Panama City, Walton	1
Palm Coast, Duval	1
Perry, Leon	1
Perth Amboy, Monroe	1
Winter Park, Osceola	1
Wood River, Polk	1
Worcester, Palm Beach	1
Wesley Chapel, Alachua	1
Virginia Beach, Hernando	1
Waco, Broward	1
Washington, Broward	1
Wheaton, Lee	1
Winter Park, Alachua	1
Wilmington, Broward	1
Tewksbury, Orange	1
Umatilla, Alachua	1
University Of Central Florida, Monroe	1
Toms River, Dade	1
Tampa, Volusia	1
Tangerine, Seminole	1
Tamarac, Seminole	1
Ocoee, Osceola	1
Okeechobee, Broward	1
North Pole, Seminole	1
North Port, Lee	1
Orange City, Seminole	1
Orange Park , Duval	1
Orem, Broward	1
Old Town, Alachua	1
Omaha, Palm Beach	1

# COVID-19: characteristics of 2,207,422 Florida resident cases

Data through May 3, 2021 verified as of May 4, 2021 at 09:25 AM

Data in this report are provisional and subject to change.

The table below includes the cities and counties of residence for cases in Florida residents based on the patient's ZIP Code.

Note that city is not always received as part of the initial notification and may be missing while the case is being investigated.

City and county	Cases
Ona, Manatee	1
Oooooo, Unknown	1
New Orleans, Palm Beach	1
Newark, Broward	1
Newburgh, Bay	1
Navarre, Dade	1
Plantation, Orange	1
Pompano Beach, Martin	1
Parker, Dade	1
Parker, Leon	1
Palm Coast, Polk	1
Oviedo, Brevard	1
Pacifica, Dade	1
Orlando, Columbia	1
Orlando, Indian River	1
Orlando, Sarasota	1
Saint Johns, Unknown	1
Rye, Duval	1
Rex, Duval	1
Potomac, Palm Beach	1
Port Everglades, Broward	1
Zolfo Springs, Polk	1
Yukon, Broward	1
Winter Park, Broward	1
Westbrook, Dade	1
Wichita, Volusia	1
Washington, Unknown	1
Winder Garden, Orange	1
Windermere, Leon	1
Windermere, Osceola	1
Windermere, Seminole	1
Winter Garden, Broward	1
Wells, Polk	1
Winter Garden, Pinellas	1
Tulsa, Orange	1
Tiffin, Highlands	1
Sun City Center, Hardee	1
Tallahassee, Duval	1
Tampa, Palm Beach	1
Tavares, Marion	1
Temple Terrace, Pasco	1
Saint Petersburg, St. Lucie	1
Sandford, Seminole	1
Sarasota, Flagler	1
Saxis, Lee	1
Schenectady, Polk	1
Sebring, Lee	1
Shelton, Manatee	1
Sodus, Charlotte	1
Spring Hill , Hernando	1
Spring Hill, Dade	1
Starke, Clay	1
Stone Mountain, Palm Beach	1
Lewisburg, Pasco	1
Leesburg, Marion	1
Littleton, Dade	1
Los Angeles, Hardee	1
Macdill Air Force Base, Hillsborough	1
Miami, Manatee	1

# COVID-19: characteristics of 2,207,422 Florida resident cases

Data through May 3, 2021 verified as of May 4, 2021 at 09:25 AM

Data in this report are provisional and subject to change.

The table below includes the cities and counties of residence for cases in Florida residents based on the patient's ZIP Code.

Note that city is not always received as part of the initial notification and may be missing while the case is being investigated.

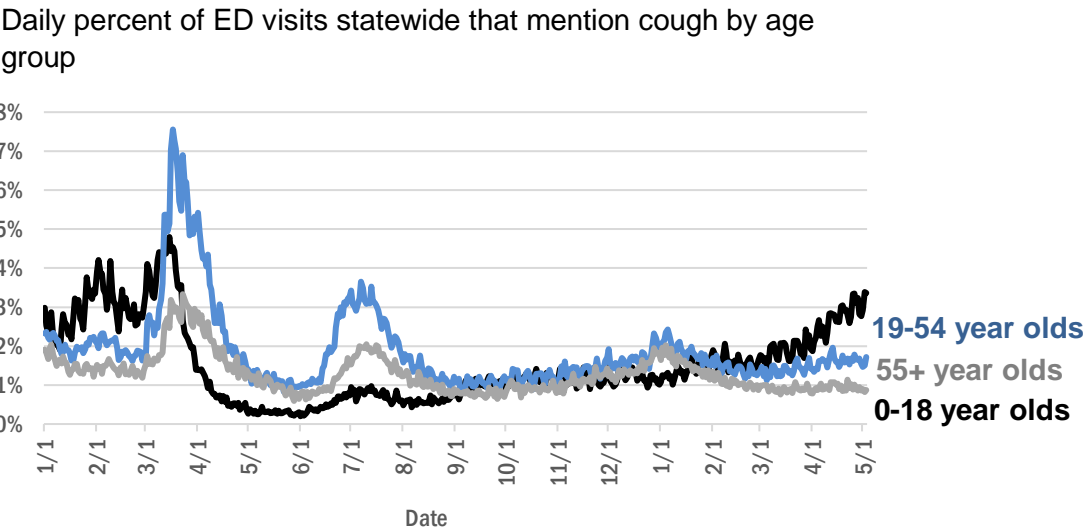
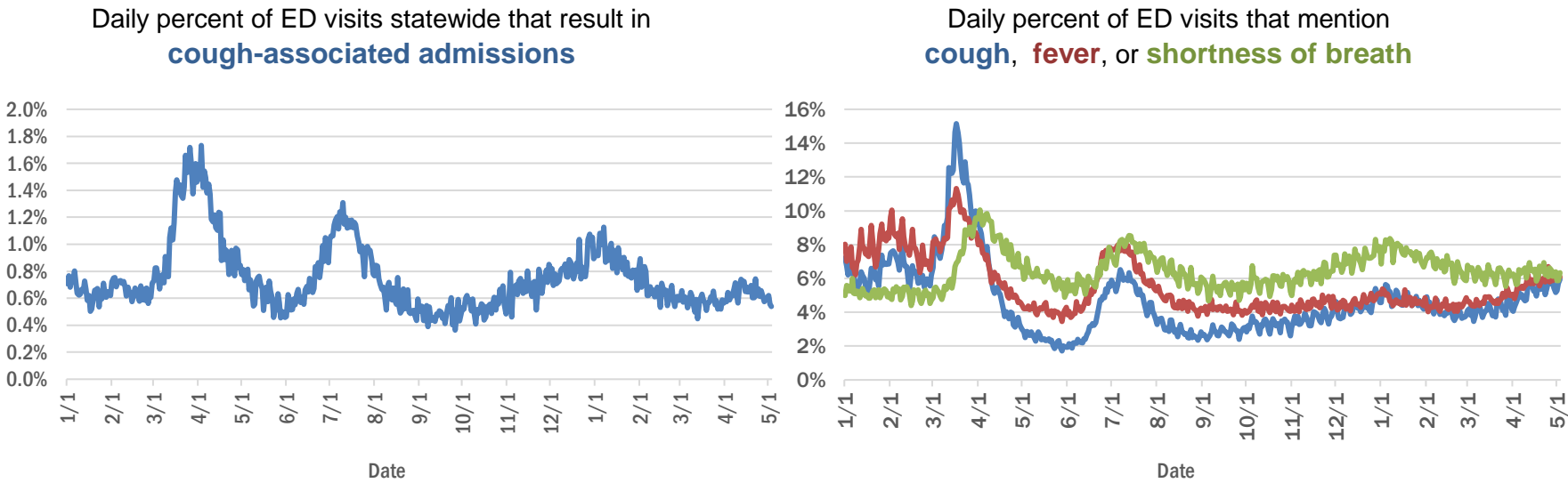
City and county	Cases
Middlesburg, Duval	1
Miami Beach, Broward	1
Manchester, Okaloosa	1
Margate, Dade	1
Marshall, Dade	1
Medford, Palm Beach	1
Harrison, Pinellas	1
Granada Hills, Broward	1
Guilford, Dade	1
Holly Ridge, Orange	1
Homeless, Polk	1
Homestead, Orange	1
Homosassa, Hernando	1
Homossassa, Citrus	1
Lake City, Hamilton	1
Jerusalem, St. Johns	1
La Grange, Dade	1
East Hampton, Palm Beach	1
Foley, Escambia	1
Fort Myers, Manatee	1
Fort Myers, Unknown	1
Fort Myers-, Lee	1
Gainesville, Duval	1
Davenport, Orange	1
Daytona Beach, Unknown	1
Deland, St. Lucie	1
Deltona, Orange	1
Cuttler Bay, Dade	1
Cypress, Leon	1
Coconut Creek, Dade	1
Columbus, Dade	1
Conway, Leon	1
Coventry, Broward	1
Altoona, Marion	1
Anaheim, Unknown	1
Argyle, Walton	1
Athens, Duval	1
Bogota, Orange	1
Bal Harbor, Dade	1
Bridgeport, Dade	1
Bristol, Broward	1
Bronx, Palm Beach	1
Cambridge, Broward	1
Bradenton, Dade	1
Bradenton, Osceola	1
Clermont, Seminole	1
Clermont, Volusia	1
Clewiston, Glades	1
Total	2,207,422

# COVID-19: additional surveillance information

Data through May 3, 2021 verified as of May 4, 2021 at 09:25 AM

Data in this report are provisional and subject to change.

## Statewide emergency department (ED) chief complaint and admission data



The Electronic Surveillance System for the Early Notification of Community-Based Epidemics (ESSENCE-FL) includes chief complaint data from 211 of 211 Florida EDs. Data are transmitted electronically to ESSENCE-FL daily or hourly.

# COVID-19: testing by laboratory

Data through May 3, 2021 verified as of May 4, 2021 at 09:25 AM

Data in this report are provisional and subject to change.

The numbers in the table below represent the number of Florida and non-Florida residents for whom test results were received by the Department of Health. A person can be tested by more than one laboratory and can have both positive and negative results. **Therefore, the sum of the numbers in each column will be larger than the total number of people tested.**

Reporting lab	Inconclusive	Negative	Positive	Percent positive	Total
CURATIVE LABS	16,427	1,794,433	281,523	13%	2,092,383
LABORATORY CORPORATION OF AMERICA	2,660	1,705,972	231,677	12%	1,940,309
QUEST DIAGNOSTICS	12,388	1,430,059	210,033	13%	1,652,480
BIO REFERENCE LABORATORIES, INC	7,570	983,024	189,811	16%	1,180,405
HELIX	10,556	761,224	133,350	15%	905,130
REALTOX LABS LLC	7,017	628,807	103,510	14%	739,334
NOMI_HEALTH	3,564	587,782	81,248	12%	672,594
RCA LABORATORY SERVICES, LLC/GENETWORX		498,069	55,905	10%	553,974
PALM BEACH BALLPARK		395,583	45,092	10%	440,675
GENETWORX	661	390,596	33,001	8%	424,258
CDR MAGUIRE - HEALTH CARE CENTER		338,620	51,562	13%	390,182
PWNHEALTH	2,252	326,292	45,545	12%	374,089
IMPACT HEALTH BIOMETRIC TESTING, INC	1,052	236,568	28,613	11%	266,233
BPHL-JACKSONVILLE	18	205,511	35,265	15%	240,794
EAST FLORIDA STATE COLLEGE - BREVARD		212,886	26,986	11%	239,872
ADVENTHEALTH LAB	99	191,056	24,623	11%	215,778
FULGENT DIAGNOSTICS LABORATORY	4,196	183,892	21,137	10%	209,225
BPHL-MIAMI	225	172,058	28,540	14%	200,823
NOMI HEALTH LAB SERVICES		172,680	20,000	10%	192,680
MAKO GENOMICS	8,273	147,167	27,132	15%	182,572
CB SMITH PARK		150,114	18,792	11%	168,906
MAYO CLINIC LABORATORIES	344	146,016	17,954	11%	164,314
BAYCARE LABORATORIES LLC	679	150,099	12,600	8%	163,378
AEGIS SCIENCES CORPORATION	1,392	138,387	22,119	14%	161,898
MEMORIAL REGIONAL HOSPITAL SOUTH	31	127,769	25,660	17%	153,460
ELABNETWORK	1,059	139,661	12,004	8%	152,724
ORLANDO HEALTH SYSTEM	687	135,261	13,671	9%	149,619
ASCENSION SACRED HEART HOSPITAL - PENSACOLA	2	119,014	18,163	13%	137,179
BIOCOLLECTIONS WORLDWIDE, INC	776	118,368	13,913	10%	133,057
NORTHWEST LABORATORY	247	121,142	6,479	5%	127,868
AKESOGEN		104,738	20,342	16%	125,080
TESTING MATTERS INC	1,373	102,778	19,344	16%	123,495
ADVENT HEALTH LAB	112	101,258	13,955	12%	115,325
BPHL-TAMPA (SPECTRUM BLVD)	46	96,840	17,934	16%	114,820
MEDICAL DIAGNOSTIC LABORATORIES	977	98,613	14,221	12%	113,811
UF HEALTH MEDICAL LAB	33	103,675	9,784	9%	113,492
TAMPA GENERAL HOSPITAL	4	102,427	9,801	9%	112,232
DIATHERIX LABORATORIES (VRL EUROFINs)	1	91,011	13,409	13%	104,421
BAPTIST HEALTH SOUTH FLORIDA	398	89,717	13,351	13%	103,466
KORVALABS, INC	1,285	92,525	4,748	5%	98,558
SUNPATH MEDICAL DIAGNOSTICS LABORATORY	847	80,543	12,416	13%	93,806
ASCENSION ST VINCENT'S - RIVERSIDE	2	76,445	10,600	12%	87,047
LAKELAND REGIONAL MEDICAL CENTER	281	75,477	9,749	11%	85,507
SOUTH MIAMI HOSPITAL LAB	474	73,957	10,269	12%	84,700
JACKSON MEMORIAL HOSPITAL CLINICAL LAB	79	71,993	12,384	15%	84,456
INGENIOUS PERSONALIZED MEDICINE	253	63,383	12,752	17%	76,388
MINUTECLINIC LLC		64,138	10,811	14%	74,949



# COVID-19: testing by laboratory

Data through May 3, 2021 verified as of May 4, 2021 at 09:25 AM

Data in this report are provisional and subject to change.

The numbers in the table below represent the number of Florida and non-Florida residents for whom test results were received by the Department of Health. A person can be tested by more than one laboratory and can have both positive and negative results. **Therefore, the sum of the numbers in each column will be larger than the total number of people tested.**

Reporting lab	Inconclusive	Negative	Positive	Percent positive	Total
UF HEALTH SHANDS HOSPITAL	537	67,968	4,843	7%	73,348
AMERICAN HEALTH ASSOCIATES	9	66,755	5,397	7%	72,161
APPLIED INGENUITY DIAGNOSTICS LLC		63,628	3,286	5%	66,914
AIT LABORATORIES		55,978	6,878	11%	62,856
BAPTIST HEALTH - JACKSONVILLE	4	56,056	4,222	7%	60,282
GENESIS REFERENCE LABORATORIES		53,326	5,513	9%	58,839
ADVENTIST HEALTH SYSTEMS SUNBELT INC DBA		50,257	6,522	11%	56,779
SARASOTA MEMORIAL HOSPITAL MAIN LAB	12	50,270	4,181	8%	54,463
TALLAHASSEE MEMORIAL HOSPITAL	242	47,637	5,643	11%	53,522
ARUP LABORATORIES	16	50,112	2,927	6%	53,055
BROWARD GENERAL MEDICAL CENTER-CLINICAL LAB	2	47,622	5,205	10%	52,829
NICKLAUS CHILDREN'S HOSPITAL	74	46,759	5,845	11%	52,678
AMELIA EARHART		44,643	7,370	14%	52,013
FLORIDA HOSPITAL - TAMPA	37	46,157	3,638	7%	49,832
DWIC OF TAMPA BAY INC		42,371	5,782	12%	48,153
MEDFAST URGENT CARE CENTERS, LLC	20	41,561	6,293	13%	47,874
VIRACOR EUROFINIS		36,097	9,851	21%	45,948
MILLENNIUM PHYSICIAN GROUP	17	37,655	7,391	16%	45,063
UNIVERSITY OF MIAMI HOSPITAL	154	40,363	4,001	9%	44,518
INTEGRATED REGIONAL LABORATORIES LLP	14	38,883	5,459	12%	44,356
LEE HEALTH - CAPE CORAL HOSPITAL	3	38,120	6,065	14%	44,188
UF HEALTH JACKSONVILLE	61	38,593	4,318	10%	42,972
ECCO LAB GROUP CO	547	35,824	4,797	12%	41,168
MOUNT SINAI MEDICAL CENTER	13	34,364	3,626	10%	38,003
NORTH FLORIDA REGIONAL MEDICAL CENTER		33,883	3,729	10%	37,612
ORANGE COUNTY CONVENTION CENTER		33,330	3,720	10%	37,050
NIGHT LITE PEDIATRIC CENTER LLC		33,416	3,457	9%	36,873
ST JOSEPHS HOSPITAL LABORATORY	23	32,591	4,055	11%	36,669
BRANDON REGIONAL HOSPITAL		32,243	4,185	11%	36,428
WALGREENS	38	30,324	5,597	16%	35,959
MIAMI DADE COUNTY		32,091	3,527	10%	35,618
STS LAB 2 LLC	6	33,365	1,840	5%	35,211
GENESIS MEDICAL LABORATORY	472	29,439	5,164	15%	35,075
JUPITER MEDICAL CENTER LAB	88	30,967	2,973	9%	34,028
JFK MEDICAL CENTER LAB	1	29,109	3,646	11%	32,756
PALMETTO GENERAL HOSPITAL LAB	3	26,975	5,136	16%	32,114
HOLY CROSS HOSPITAL CLINICAL LAB	1	29,212	2,727	9%	31,940
WATSON CLINIC LLP		25,419	5,949	19%	31,368
AVENTUS BIO LABS	16	26,496	3,633	12%	30,145
MIAMI BEACH CONVENTION CENTER		26,105	2,110	7%	28,215
CLEVELAND CLINIC TRADITION HOSPITAL		25,880	2,083	7%	27,963
INFINITY BIOLOGIX LLC (GINKO BIOWORKS)	117	26,453	1,234	4%	27,804
MALABAR MEDICAL WALK IN CLINIC	1	23,255	4,542	16%	27,798
HEALTHLINK DIAGNOSTIC LABORATORIES	298	24,907	2,463	9%	27,668

# COVID-19: testing by laboratory

Data through May 3, 2021 verified as of May 4, 2021 at 09:25 AM

Data in this report are provisional and subject to change.

The numbers in the table below represent the number of Florida and non-Florida residents for whom test results were received by the Department of Health. A person can be tested by more than one laboratory and can have both positive and negative results. **Therefore, the sum of the numbers in each column will be larger than the total number of people tested.**

Reporting lab	Inconclusive	Negative	Positive	Percent positive	Total
CLEVELAND CLINIC HOSPITAL LAB	4	24,640	2,641	10%	27,285
ACCESS DX LABORATORY	232	23,795	2,148	8%	26,175
MORTON PLANT HOSPITAL-ADLER INSTITUTE	26	23,212	2,842	11%	26,080
SAINT MARY'S MEDICAL CENTER	27	22,436	2,472	10%	24,935
LAB DIAGNOSTICS LLC	398	18,787	5,379	22%	24,564
DRS CLACK SPENCER WHITE & MCCORMACK PA D/B/A		22,155	2,170	9%	24,325
UNITED CLINICAL LABORATORY LLC	3	21,496	2,786	11%	24,285
PANCARE OF FLORIDA INC		21,169	2,558	11%	23,727
BAYFRONT HEALTH - ST PETERSBURG	17	20,802	2,684	11%	23,503
STATLAB_MOBILE	1	20,547	2,064	9%	22,612
NAPLES COMMUNITY HOSPITAL	74	20,019	2,075	9%	22,168
PATIENTS FIRST LAKE ELLA MEDICAL CENTER PA		18,500	3,330	15%	21,830
LEESBURG REGIONAL MEDICAL CENTER		18,465	2,513	12%	20,978
HOMESTEAD HOSPITAL CLINICAL LABORATORY	27	17,305	3,594	17%	20,926
CLARITY LAB SOLUTIONS	111	18,630	2,160	10%	20,901
LAWNWOOD REGIONAL MEDICAL CENTER	1	18,283	2,467	12%	20,751
ADVENT HEALTH - DAYTONA BEACH	32	18,890	1,764	9%	20,686
OSCEOLA REGIONAL MEDICAL CENTER	1	18,160	2,500	12%	20,661
SYNERGY DIAGNOSTIC LABORATORY	98	17,978	2,462	12%	20,538
EXACT SCIENCES LABORATORIES	1	18,177	2,308	11%	20,486
NORTHWEST MEDICAL CENTER	1	17,820	2,434	12%	20,255
VISTA CLINICAL DIAGNOSTICS	491	17,538	2,166	11%	20,195
MEMORIAL HOSPITAL JACKSONVILLE	8	17,150	2,900	14%	20,058
ORANGE PARK MEDICAL CENTER	9	16,443	2,853	15%	19,305
BETHESDA HOSPITAL EAST		17,397	1,678	9%	19,075
OAK HILL HOSPITAL		16,847	2,043	11%	18,890
DELRAY MEDICAL CENTER LAB	3	16,888	1,821	10%	18,712
INDIAN RIVER PATHOLOGY LLC		17,334	1,342	7%	18,676
LABS ASAP LLC		16,841	1,632	9%	18,473
MEMORIAL REGIONAL HOSPITAL CLINICAL LABORATORY	10	17,151	1,131	6%	18,292
WEST KENDALL BAPTIST HOSPITAL	14	14,678	3,285	18%	17,977
BAPTIST HEALTH - SOUTH		16,536	1,336	7%	17,872
MEDRITE MEDICAL CARE, PC	6,840	9,978	1,004	6%	17,822
ADVENTHEALTH CENTRA CARE LAKE BUENA VISTA		15,661	2,152	12%	17,813
NEMOURS CHILDRENS HOSPITAL	1	16,535	1,036	6%	17,572
HEALTH CENTER AT SINAI RESIDENCES		16,924	506	3%	17,430
WINTER HAVEN HOSPITAL CLINICAL LABORATORY	4	14,623	2,590	15%	17,217
LARGO MEDICAL CENTER		15,388	1,828	11%	17,216
BIOCERNA LABS	461	14,582	2,112	12%	17,155
ACCESS MEDICAL LABORATORIES	4	8,756	8,336	49%	17,096
MOLECULAR INFECTIOUS DISEASES	656	15,504	738	4%	16,898
MEDICAL CENTER OF TRINITY CLINICAL LABORATORY	2	15,082	1,696	10%	16,780
THE HEALTHCARE DISTRICT OF PALM BEACH COUNTY	51	14,633	2,063	12%	16,747
PALMS WEST HOSPITAL LAB	2	14,454	2,162	13%	16,618
FULGENT DIAGNOSTICS	172	15,356	1,005	6%	16,533

# COVID-19: testing by laboratory

Data through May 3, 2021 verified as of May 4, 2021 at 09:25 AM

Data in this report are provisional and subject to change.

The numbers in the table below represent the number of Florida and non-Florida residents for whom test results were received by the Department of Health. A person can be tested by more than one laboratory and can have both positive and negative results. **Therefore, the sum of the numbers in each column will be larger than the total number of people tested.**

Reporting lab	Inconclusive	Negative	Positive	Percent positive	Total
UHEALTH CORAL GABLES/LENNAR MED CTR	55	15,162	1,101	7%	16,318
NATIONWIDE LABORATORY SERVICES INC	561	13,865	1,868	11%	16,294
WELLINGTON REGIONAL MED CTR LAB	6	14,468	1,798	11%	16,272
BAPTIST HEALTHCARE - BAPTIST HOSPITAL	6	12,908	3,318	20%	16,232
LEE HEALTH - LEE MEMORIAL HOSPITAL		12,375	3,773	23%	16,148
PRIVA PATH LABS	82	14,873	1,017	6%	15,972
WEST FLORIDA HOSPITAL LAB	1	12,678	3,167	20%	15,846
MERCY HOSPITAL A CAMPUS OF PLANTATION GEN HOSP LAB	1	13,456	2,335	15%	15,792
WESTSIDE REGIONAL MED CTR	2	13,415	2,269	14%	15,686
GOOD SAMARITAN MEDICAL CENTER LAB	2	13,683	1,952	12%	15,637
REGIONAL MEDCIAL CENTER BAYONET POINT	2	14,246	1,235	8%	15,483
CARDIOPATH	84	13,054	1,923	13%	15,061
THE VILLAGES REGIONAL HOSPITAL		13,620	1,440	10%	15,060
GULF COAST MEDICAL CENTER MICROLAB		11,708	3,097	21%	14,805
NONA SCIENTIFIC	5	11,541	3,170	22%	14,716
AVENTURA HOSPITAL LAB		11,956	2,680	18%	14,636
INDIAN RIVER MEDICAL CENTER LAB		13,669	852	6%	14,521
CORAL GABLES HOSPITAL CLINICAL LABORATORY		12,392	2,111	15%	14,503
LEE DAVIS COMMUNITY RESOURCE CENTER		12,197	2,109	15%	14,306
BAPTIST HEALTH SOUTH FLORIDA - WEST KENDALL URGENT CARE		11,883	2,328	16%	14,211
PRECISION HEALTH RESOURCES LLC		13,239	925	7%	14,164
CAPITAL REGIONAL MEDICAL CTR		11,619	2,521	18%	14,140
BLAKE MEDICAL CENTER		12,399	1,639	12%	14,038
WEST BOCA MEDICAL CENTER LAB		12,994	1,009	7%	14,003
HALIFAX MEDICAL CENTER LAB	40	11,790	2,042	15%	13,872
LEE HEALTH - HEALTH PARK MEDICAL CENTER		11,614	2,125	15%	13,739
MANATEE MEMORIAL HOSPITAL		12,582	1,138	8%	13,720
ST ANTHONY'S HOSPITAL LAB	30	11,730	1,649	12%	13,409
PALM BEACH GARDENS MEDICAL CTR LAB		12,106	1,299	10%	13,405
PHYSICIANS REGIONAL MEDICAL CENTER - PINE RIDGE RD	1	11,750	1,276	10%	13,027
CernerELR_Advent		11,448	1,572	12%	13,020
PLANTATION GENERAL HOSPITAL		11,014	1,975	15%	12,989
LAKE CITY MEDICAL CENTER		10,525	2,339	18%	12,864
ST JOSEPHS HOSPITAL	18	10,908	1,858	15%	12,784
FLORIDA LABORATORY ANALYSIS		11,183	1,550	12%	12,733
FLORIDA HOSPITAL HEARTLAND MED CTR CLINICAL LAB	33	11,114	1,565	12%	12,712
FAU		11,640	1,068	8%	12,708
GENOVA DIAGNOSTICS LABORATORY	70	11,441	1,130	9%	12,641
PATHNOSTICS	46	10,097	2,469	20%	12,612
LARKIN COMMUNITY HOSPITAL	10	10,881	1,574	13%	12,465
FLORIDA MEDICAL CENTER - A CAMPUS OF NORTH SHORE	2	10,924	1,502	12%	12,428
ADVENTHEALTH CENTRA CARE WATERFORD LAKES		10,355	2,025	16%	12,380
CENTRAL FLORIDA REGIONAL HOSPITAL		10,909	1,270	10%	12,179
LAKE CITY HM		11,147	988	8%	12,135
BINAXNOW	10	9,185	2,928	24%	12,123
EXPRESS GENE MOLECULAR DIAGNOSTICS LABORATORY	1	10,487	1,571	13%	12,059
PWN HEALTH	17	9,958	2,081	17%	12,056

# COVID-19: testing by laboratory

Data through May 3, 2021 verified as of May 4, 2021 at 09:25 AM

Data in this report are provisional and subject to change.

The numbers in the table below represent the number of Florida and non-Florida residents for whom test results were received by the Department of Health. A person can be tested by more than one laboratory and can have both positive and negative results. **Therefore, the sum of the numbers in each column will be larger than the total number of people tested.**

Reporting lab	Inconclusive	Negative	Positive	Percent positive	Total
FLORIDA HOSPITAL WATERMAN LABORATORY	70	10,997	864	7%	<b>11,931</b>
COAST DIAGNOSTICS LLC	52	10,603	1,272	11%	<b>11,927</b>
NORTHSIDE HOSPITAL AND HEART INSTITUTE		10,778	1,147	10%	<b>11,925</b>
DOCTORS HOSPITAL	7	10,051	1,853	16%	<b>11,911</b>
ADVENT HEALTH - WESLEY CHAPEL	14	10,751	1,132	10%	<b>11,897</b>
VIKOR SCIENTIFIC	49	9,967	1,881	16%	<b>11,897</b>
JOHNS HOPKINS ALL CHILDREN'S HOSPITAL		11,152	719	6%	<b>11,871</b>
MEASE COUNTRYSIDE LAB	14	10,457	1,317	11%	<b>11,788</b>
ST MARKS HOSPITAL LABORATORY B	78	10,627	1,002	9%	<b>11,707</b>
CORAL SPRINGS MED CTR		10,538	1,143	10%	<b>11,681</b>
HEALTHQUEST ESOTERICS		9,934	1,637	14%	<b>11,571</b>
FLORIDA HOSPITAL DELAND	10	10,169	1,368	12%	<b>11,547</b>
SARKIS CLINICAL TRIALS	25	10,122	1,374	12%	<b>11,521</b>
BAPTIST HEALTH SOUTH FLORIDA - COUNTRY WALK URGENT CARE		9,488	2,000	17%	<b>11,488</b>
ADVENTHEALTH CENTRA CARE ST CLOUD	1	9,798	1,633	14%	<b>11,432</b>
AMERICAN FAMILY CARE	1	6,803	4,538	40%	<b>11,342</b>
LEON MEDICAL CENTERS LLC		8,995	2,236	20%	<b>11,231</b>
WEST PALM HOSPITAL LAB		10,359	854	8%	<b>11,213</b>
GENE BY GENE, GENOMICS RESEARCH CENTER LAB	44	10,332	698	6%	<b>11,074</b>
NCF DIAGNOSTICS & DNA TECHNOLOGIES LAB	168	10,280	559	5%	<b>11,007</b>
SYNERGY LABORATORIES	36	9,736	1,213	11%	<b>10,985</b>
H LEE MOFFITT CANCER CENTER LABORATORY	4	10,472	280	3%	<b>10,756</b>
FLORIDA HOSPITAL FLAGLER	29	9,679	971	9%	<b>10,679</b>
LABSTAT LLC	26	10,027	487	5%	<b>10,540</b>
OCALA REGIONAL MEDICAL CENTER		9,254	1,279	12%	<b>10,533</b>
MEDARBOR DIAGNOSTICS	1	9,364	1,159	11%	<b>10,524</b>
BROWARD HEALTH NORTH CLINICAL LABORATORY		9,292	1,157	11%	<b>10,449</b>
LARKIN COMMUNITY HOSPITAL INC DBA CARDIOTROPIC		6,819	3,620	35%	<b>10,439</b>
AVECINA MEDICAL	4	6,205	4,048	39%	<b>10,257</b>
NORTH SHORE MEDICAL CENTER		8,506	1,667	16%	<b>10,173</b>
FLORIDA HOSPITAL OF CARROLLWOOD	23	8,673	1,453	14%	<b>10,149</b>
FIRST CHOICE LABORATORY LLC	110	9,349	608	6%	<b>10,067</b>
LEE HEALTH - GULF COAST MEDICAL CENTER	2	8,204	1,808	18%	<b>10,014</b>
FLORIDA HOSPITAL OCALA		8,898	1,113	11%	<b>10,011</b>
P4 CLINICAL, LLC	205	8,797	993	10%	<b>9,995</b>
ADVENTHEALTH CENTRA CARE CLERMONT		8,614	1,379	14%	<b>9,993</b>
FLORIDA HOSPITAL ZEPHYRHILLS	10	8,864	1,114	11%	<b>9,988</b>
NCH DOWNTOWN NAPLES HOSPITAL	18	9,163	800	8%	<b>9,981</b>
INDIAN RIVER MEDICAL CENTER		8,832	1,121	11%	<b>9,953</b>
SRQ DRIVE THROUGH☐		8,944	905	9%	<b>9,849</b>
ADVENTHEALTH CENTRA CARE UNIVERSITY	1	8,668	1,158	12%	<b>9,827</b>
SANTA ROSA MEDICAL CENTER	2	8,222	1,543	16%	<b>9,767</b>
AVECINA	20	9,009	705	7%	<b>9,734</b>
BAPTIST HEALTH - BEACHES		8,999	693	7%	<b>9,692</b>
BOSTON HEART DIAGNOSTICS CORP		8,449	1,216	13%	<b>9,665</b>
ANNE BATES LEACH EYE HOSPITAL/ ABLEH MICROBIOLOGY LABORATORY	9	9,525	131	1%	<b>9,665</b>
PALM BEACH BALL PARK		8,607	1,034	11%	<b>9,641</b>



# COVID-19: testing by laboratory

Data through May 3, 2021 verified as of May 4, 2021 at 09:25 AM

Data in this report are provisional and subject to change.

The numbers in the table below represent the number of Florida and non-Florida residents for whom test results were received by the Department of Health. A person can be tested by more than one laboratory and can have both positive and negative results. **Therefore, the sum of the numbers in each column will be larger than the total number of people tested.**

Reporting lab	Inconclusive	Negative	Positive	Percent positive	Total
ADVENTHEALTH CENTRA CARE WINTER PARK		8,627	1,013	11%	9,640
ADVENTHEALTH CENTRA CARE WINTER GARDEN	1	8,474	1,102	12%	9,577
NCH NORTH NAPLES HOSPITAL	9	8,566	871	9%	9,446
CLEVELAND CLINIC MARTIN NORTH HOSPITAL		8,391	999	11%	9,390
CLEVELAND CLINIC MARTIN SOUTH HOSPITAL	1	8,369	983	11%	9,353
BAPTIST HEALTH SOUTH FLORIDA - MIAMI LAKES URGENT CARE		7,360	1,983	21%	9,343
PARAMOUNT URGENT CARE	4	5,803	3,531	38%	9,338
ST LUCIE MEDICAL CENTER		7,658	1,663	18%	9,321
MEMORIAL HOSPITAL WEST LABORATORY SERVICES	14	8,482	815	9%	9,311
MEMORIAL HOSPITAL MICRO		8,636	593	6%	9,229
ADVENTHEALTH CENTRA CARE LAKELAND	1	7,916	1,260	14%	9,177
BAYCARE COMMUNITY HEALTH		8,974	199	2%	9,173
INFORM DIAGNOSTICS, INC		8,636	525	6%	9,161
SOUTH BAY HOSPITAL CLINICAL LAB	1	8,136	961	11%	9,098
UNIVERSITY HOSPITAL AND MEDICAL CENTER		7,657	1,406	16%	9,063
LEE HEALTH CONVENIENT CARE - PAGE FIELD		8,069	981	11%	9,050
CERNERELR_BAYCARE	43	8,320	616	7%	8,979
POINCIANA MEDICAL CENTER		6,952	1,866	21%	8,818
KD MEDICAL CHOICE LLC	5	8,030	772	9%	8,807
ADVENTHEALTH CENTRA CARE LEE ROAD		7,848	947	11%	8,795
QDX PATHOLOGY SERVICES	2	8,369	423	5%	8,794
WEST MARION COMMUINITY HOSPITAL LAB		7,366	1,400	16%	8,766
ADVENTHEALTH CENTRA CARE HUNTERS CREEK	3	7,511	1,161	13%	8,675
MINUTECLINIC LLC		7,364	1,233	14%	8,597
FLORIDA HOSPITAL FISH MEMORIAL	19	7,312	1,261	15%	8,592
LAKEWOOD RANCH MEDICAL CENTER		7,893	669	8%	8,562
ADVENTHEALTH CENTRA CARE SANFORD		7,456	1,049	12%	8,505
BAYFRONT HEALTH - PORT CHARLOTTE		7,766	650	8%	8,416
ISPM LABS, LLC DBA CAPSTONE DIAGNOSTICS, LLC		8,011	403	5%	8,414
ATLANTIS URGENT CARE	12	6,560	1,778	21%	8,350
ADVENTHEALTH EXPRESS CARE		6,913	1,436	17%	8,349
AVECINA MEDICAL OAKLEAF	3	6,977	1,330	16%	8,310
ADVENTHEALTH CENTRA CARE DR PHILLIPS		7,457	836	10%	8,293
MORTON PLANT-MEASE	5	7,456	821	10%	8,282
CERNERELR_BAPTISTMIAMI	31	7,313	862	11%	8,206
ADVENTHEALTH CENTRA CARE LAKE MARY	2	7,102	1,060	13%	8,164
ADVENTHEALTH CENTRA CARE APOPKA	1	6,976	1,152	14%	8,129
BAPTIST HEALTH SOUTH FLORIDA - WESTCHESTER URGENT CARE		6,701	1,418	17%	8,119
ARCPPOINT LABS OF FORT MYERS	5	7,164	948	12%	8,117
HIALEAH HOSPITAL	4	6,309	1,764	22%	8,077
EMERALD COAST URGENT CARE		6,368	1,708	21%	8,076
ADVENTHEALTH CENTRA CARE MOUNT DORA		6,820	1,200	15%	8,020
EGLIN AIR FORCE BASE	14	6,238	1,761	22%	8,013
ADVENTIST HEALTH SYSTEMS, SUNBELT INC		6,888	1,097	14%	7,985
ADVENTHEALTH CENTRA CARE KISSIMMEE		7,110	825	10%	7,935
BAPTIST HEALTH SOUTH FLORIDA - DORAL URGENT CARE		6,333	1,526	19%	7,859
SPORTS DRUG TESTING LABORATORY	139	7,404	215	3%	7,758

# COVID-19: testing by laboratory

Data through May 3, 2021 verified as of May 4, 2021 at 09:25 AM

Data in this report are provisional and subject to change.

The numbers in the table below represent the number of Florida and non-Florida residents for whom test results were received by the Department of Health. A person can be tested by more than one laboratory and can have both positive and negative results. **Therefore, the sum of the numbers in each column will be larger than the total number of people tested.**

Reporting lab	Inconclusive	Negative	Positive	Percent positive	Total
OVIEDO MEDICAL CENTER		6,942	782	10%	7,724
BAPTIST HEALTH - NASSAU		7,250	369	5%	7,619
NCH NORTH NAPLES HOSPITAL LAB	15	6,733	830	11%	7,578
MEDEXPRESS URGENT CARE OF BOYNTON BEACH LLC		6,879	618	8%	7,497
ADVENTHEALTH CENTRA CARE ALTAMONTE		6,540	946	13%	7,486
COMMUNITY HEALTH CENTERS OF PINELLAS INC	2	6,067	1,400	19%	7,469
EMPIRE CITY LABORATORIES INC	95	6,319	1,055	14%	7,469
DYNIX DIAGNOSTIX		6,673	720	10%	7,393
MINUTECLINIC LLC #1067		6,325	1,051	14%	7,376
IMPERIAL POINT MEDICAL CENTER		6,698	644	9%	7,342
ST PETERSBURG GENERAL HOSPITAL		6,260	1,064	15%	7,324
SUNCOAST PATHOLOGY ASSOCIATES		6,701	614	8%	7,315
MEDEXPRESS URGENT CARE	2	5,087	2,222	30%	7,311
WELLINGTON REGIONAL MEDICAL CENTER		6,706	591	8%	7,297
MEDEXPRESS URGENT CARE HUDSON		6,255	1,017	14%	7,272
HOLIDAY CVS LLC		6,863	405	6%	7,268
HOLMES REG MED CENTER CLINICAL LAB		6,474	762	11%	7,236
AVERO DIAGNOSTICS - IRVING	11	6,622	478	7%	7,111
ADVENTHEALTH CENTRA CARE AZALEA PARK		6,052	1,025	14%	7,077
ADVENT HEALTH - HEART OF FLORIDA ER	1	6,084	936	13%	7,021
MINUTECLINIC LLC #8396		5,950	1,042	15%	6,992
UNKNOWN	5	3,540	3,429	49%	6,974
AHCC WESLEY CHAPEL		6,120	806	12%	6,926
CLINICAL REFERENCE LABORATORY	2	6,533	363	5%	6,898
ST JOSEPHS NORTH HOSPITAL LAB	7	5,880	1,011	15%	6,898
ACUTIS DIAGNOSTICS	171	5,569	1,151	17%	6,891
ADVENTHEALTH CENTRA CARE OVIEDO		5,915	961	14%	6,876
LUMINUS DIAGNOSTICS		6,285	560	8%	6,845
FORT WALTON BEACH MEDICAL CENTER		5,888	939	14%	6,827
MINUTECLINIC		5,790	984	15%	6,774
PARAMOUNT URGENT CARE INC	1	4,338	2,433	36%	6,772
FLORIDA COMMUNITY HEALTH CENTER		5,439	1,288	19%	6,727
SOLARIS DIAGNOSTICS	11	6,094	597	9%	6,702
FLORIDA HOSPITAL NORTH PINELLAS	11	6,135	538	8%	6,684
VISTA CLINICAL	8	3,899	2,725	41%	6,632
RAULERSON HOSPITAL		5,742	873	13%	6,615
MINUTECLINIC LLC #3703		5,367	1,233	19%	6,600
GENOSUR LLC	24	6,479	92	1%	6,595
ANGEL KIDS PEDIATRICS		6,233	352	5%	6,585
FLORIDA FAMILY LABORATORY, INC DBA	52	6,015	489	7%	6,556
PHARMCO RX	2	6,147	325	5%	6,474
MICROGEN DX	4	5,720	731	11%	6,455
DOCTORS URGENT CARE LLC	1	5,246	1,167	18%	6,414
NORTHWEST FLORIDA COMMUNITY HOSPITAL	47	4,840	1,477	23%	6,364
BAPTIST HEALTH SOUTH FLORIDA - PEMBROKE PINES URGENT CARE		5,259	1,093	17%	6,352
ADVENTHEALTH CENTRA CARE SOUTH ORANGE		5,432	887	14%	6,319
ADVENTHEALTH CENTRA CARE LONGWOOD		5,507	811	13%	6,318



# COVID-19: testing by laboratory

Data through May 3, 2021 verified as of May 4, 2021 at 09:25 AM

Data in this report are provisional and subject to change.

The numbers in the table below represent the number of Florida and non-Florida residents for whom test results were received by the Department of Health. A person can be tested by more than one laboratory and can have both positive and negative results. **Therefore, the sum of the numbers in each column will be larger than the total number of people tested.**

Reporting lab	Inconclusive	Negative	Positive	Percent positive	Total
PUTNAM COMMUNITY MEDICAL CENTER		5,525	777	12%	6,302
MINUTE CLINIC LLC		5,464	836	13%	6,300
LABORATORY OF FLORIDA LLC	41	5,653	552	9%	6,246
ADVENTHEALTH CENTRA CARE ORANGE LAKE		5,432	769	12%	6,201
DOCTORS URGENT CARE OF LUTZ LLC	1	5,023	1,164	19%	6,188
ADVENTHEALTH CENTRA CARE PORT ORANGE		5,201	955	16%	6,156
SPECTOR SCIENTIFIC LAB	20	5,060	1,068	17%	6,148
MEDCOMP SCIENCES LLC	139	3,925	2,084	34%	6,148
URGENT CARE OF THE PALM BEACHES		5,099	1,030	17%	6,129
ALTRU DIAGNOSTICS INC	5	5,827	285	5%	6,117
PRO CLINIC		5,009	1,093	18%	6,102
SOUTH FLORIDA BAPTIST HOSPITAL MICRO	4	5,063	1,033	17%	6,100
COASTAL MED URGENT CARE		4,488	1,578	26%	6,066
ADVENTHEALTH CENTRA CARE SAND LAKE		5,360	674	11%	6,034
MEDEXPRESS URGENT CARE - GOLDEN GATE		5,260	733	12%	5,993
PEDIATRIC HEALTH CARE ALLIANCE PA		5,485	501	8%	5,986
HEALTH FIRST ADVENTHEALTH CENTRA CARE - TITUSVILLE		5,037	905	15%	5,942
BAYFRONT HEALTH - VENICE REGIONAL MEDICAL	1	5,374	537	9%	5,912
MEDEXPRESS URGENT CARE - ROYAL PALM BEACH		5,246	663	11%	5,909
MEDEXPRESS URGENT CARE - ESTERO		5,236	628	11%	5,864
ADVENTHEALTH CENTRA CARE LEESBURG		4,801	1,047	18%	5,848
BAPTIST HEALTH - NORTH		4,674	1,149	20%	5,823
PALMS OF PASADENA HOSPITAL		5,132	586	10%	5,718
BAPTIST HEALTH SOUTH FLORIDA - KENDALE LAKES URGENT CARE		4,599	1,074	19%	5,673
SUNRISE MEDICAL LABORATORIES	2	5,251	409	7%	5,662
MEDICAL DNA LABS LLC	3	5,147	494	9%	5,644
URGENT CARE CURE	2	4,851	773	14%	5,626
MEDEXPRESS URGENT CARE PALM BEACH GARDENS		5,061	519	9%	5,580
DOCTORS HOSPITAL OF SARASOTA CLINICAL LABORATORY		4,868	699	13%	5,567
ESCAMBIA COMMUNITY CLINICS INC	8	4,232	1,322	24%	5,562
THE CENTER FOR URGENT CARE	3	4,663	892	16%	5,558
WESTCHESTER HOSPITAL	23	4,523	1,000	18%	5,546
MINUTECLINIC LLC # 0709		4,662	859	16%	5,521
BAPTIST HEALTH SOUTH FLORIDA - CORAL SPRINGS URGENT CARE		4,721	784	14%	5,505
PARAMOUNT URGENT CARE - WINDERMERE	2	3,685	1,817	33%	5,504
TALLAHASSEE PRIMARY CARE ASSOCIATES		4,877	619	11%	5,496
BAPTIST HEALTH SOUTH FLORIDA - TAMiami TRAIL URGENT CARE		4,424	1,071	19%	5,495
HEALTH FIRST ADVENTHEALTH CENTRA CARE GATEWAY	1	4,942	552	10%	5,495
MEDIPATH LLC		4,948	545	10%	5,493
TROPICANA FIELD - LOT 2	19	4,935	494	9%	5,448
HIGHLANDS REGIONAL MEDICAL CENTER		4,564	872	16%	5,436
MEDEXPRESS URGENT CARE - LAKELAND		4,727	666	12%	5,393
BAYFRONT HEALTH - SEVEN RIVERS		4,855	460	9%	5,315
MARTIN HOSPITAL SOUTH LAB		4,966	293	6%	5,259
BAPTIST HEALTH SOUTH FLORIDA - PINECREST URGENT CARE		4,472	746	14%	5,218
BAPTIST HEALTH SOUTH FLORIDA - CORAL GABLES URGENT CARE		4,294	874	17%	5,168
TRINITY SPRINGS		4,436	729	14%	5,165

# COVID-19: testing by laboratory

Data through May 3, 2021 verified as of May 4, 2021 at 09:25 AM

Data in this report are provisional and subject to change.

The numbers in the table below represent the number of Florida and non-Florida residents for whom test results were received by the Department of Health. A person can be tested by more than one laboratory and can have both positive and negative results. **Therefore, the sum of the numbers in each column will be larger than the total number of people tested.**

Reporting lab	Inconclusive	Negative	Positive	Percent positive	Total
BAPTIST HEALTH SOUTH FLORIDA - CORAL GABLES (UNIVERSITY) URGENT CARE		4,408	720	14%	5,128
QUICK CARE MED PL	2	4,339	781	15%	5,122
BAYFRONT HEALTH - BROOKSVILLE		4,557	547	11%	5,104
ADVENTHEALTH PROMPT CARE	2	3,767	1,327	26%	5,096
ADVENTHEALTH CENTRA CARE WINTER HAVEN	1	3,886	1,203	24%	5,090
BAPTIST HEALTH SOUTH FLORIDA - PALMETTO BAY URGENT CARE		4,266	813	16%	5,079
BETHESDA HOSPITAL WEST		4,562	516	10%	5,078
VENTURE MEDICAL OF FLORIDA LLC		4,611	391	8%	5,002
BAYFRONT HEALTH - SPRING HILL		4,527	406	8%	4,933
ASCENSION SACRED HEART - EMERALD COAST		4,093	786	16%	4,879
ADVENTHEALTH CENTRA CARE COLONIAL TOWN	2	4,322	539	11%	4,863
BAYFRONT HEALTH - PUNTA GORDA		4,477	364	8%	4,841
MINUTECLINIC LLC #3463		4,033	803	17%	4,836
MEASE DUNEDIN HOSPITAL	5	4,285	523	11%	4,813
DESOTO MEMORIAL HOSPITAL	3	3,962	812	17%	4,777
PREMIER URGENT CARE OF BREVARD LLC	4	4,182	586	12%	4,772
FLAGLER HOSPITAL LABORATORY	8	3,654	1,103	23%	4,765
MEDEXPRESS URGENT CARE CAPE CORAL		3,984	665	14%	4,649
MINUTECLINIC LLC #3631		3,964	684	15%	4,648
MOFFITT CANCER CENTER	6	4,536	104	2%	4,646
ENGLEWOOD COMMUNITY HOSPITAL		4,236	406	9%	4,642
ADVENTIST HEALTH SYSTEMS SUNBELT IN DBA		4,096	536	12%	4,632
MINUTECLINIC LLC #3662		3,930	699	15%	4,629
MINUTECLINIC LLC #5253		3,837	792	17%	4,629
BAYFRONTVENICEREGIONAL		4,473	155	3%	4,628
MINUTECLINIC LLC 5852		3,989	635	14%	4,624
NIGHT LITE PEDIATRICS	4	3,346	1,261	27%	4,611
MEMORIAL HOSPITAL- MIRAMAR	12	4,261	327	7%	4,600
PREMIER MEDICAL	2	4,492	94	2%	4,588
TWIN CITIES HOSPITAL	1	4,052	532	12%	4,585
HOLIDAY CVS LLC DBA CVS PHARMACY #5154		4,424	121	3%	4,545
MINUTECLINIC LLC # 3930		3,889	644	14%	4,533
US BIOTEK LABORATORIES	15	4,128	369	8%	4,512
MINUTECLINIC LLC #5249		3,703	801	18%	4,504
MINUTECLINIC LLC #1771		3,799	698	16%	4,497
ACCU REFERENCE MEDICAL LAB	9	3,656	805	18%	4,470
LAKE SIDE MEDICAL CENTER		3,604	863	19%	4,467
GENESIS DIAGNOSTICS		4,202	254	6%	4,456
PALMS MEDICAL GROUP	5	2,981	1,408	32%	4,394
DOCTORS TEST CENTERS		3,880	491	11%	4,371
MEDEXPRESS URGENT CARE LEHIGH ACRES		3,763	602	14%	4,365
BAYA PHARMACY & URGENT CARE		3,239	1,124	26%	4,363
AMELIA URGENT CARE		2,698	1,651	38%	4,349
MINUTECLINIC LLC #5190		3,572	758	18%	4,330
MINUTECLINIC LLC #5854		3,589	727	17%	4,316
ST. LUCIE MEDICAL CTR.		4,254	57	1%	4,311
MINUTECLINIC LLC #7225		3,604	669	16%	4,273

# COVID-19: testing by laboratory

Data through May 3, 2021 verified as of May 4, 2021 at 09:25 AM

Data in this report are provisional and subject to change.

The numbers in the table below represent the number of Florida and non-Florida residents for whom test results were received by the Department of Health. A person can be tested by more than one laboratory and can have both positive and negative results. **Therefore, the sum of the numbers in each column will be larger than the total number of people tested.**

Reporting lab	Inconclusive	Negative	Positive	Percent positive	Total
ADVENTHEALTH CENTRA CARE		3,779	470	11%	4,249
PHYSICIANS REGIONAL MEDICAL CENTER - COLLIER BLVD	1	3,335	896	21%	4,232
MINUTECLINIC LLC # 0514		3,682	533	13%	4,215
ADVENT HEALTH - NEW SMYRNA		3,478	677	16%	4,155
MINUTECLINIC LLC #3814		3,544	610	15%	4,154
EXACT SCIENCES LABORATORIES, LLC		3,806	329	8%	4,135
STEWART ROCKLEDGE HOSPITAL	6	3,654	417	10%	4,077
LOWER KEYS MEDICAL CENTER		3,749	320	8%	4,069
NIGHT LITE PEDIATRICS URGENT CARE	1	3,417	649	16%	4,067
MINUTECLINIC LLC #4458		3,412	642	16%	4,054
BAPTIST HEALTH SOUTH FLORIDA - DAVIE URGENT CARE		3,316	725	18%	4,041
MINUTECLINIC LLC #5214		3,463	570	14%	4,033
MINUTECLINIC LLC #7887		3,545	482	12%	4,027
SCION LAB SERVICES LLC	26	3,689	309	8%	4,024
MINUTECLINIC LLC #7886		3,472	542	14%	4,014
MINUTECLINIC LLC #3291		3,411	598	15%	4,009
CARENOW URGENT CARE	1	2,480	1,507	38%	3,988
AFC PHYSICIANS OF FLORIDA		3,087	890	22%	3,977
PARAMOUNT URGENT CARE - ORLANDO		2,856	1,109	28%	3,965
BAPTIST HEALTH SOUTH FLORIDA - WESTON URGENT CARE		3,408	522	13%	3,930
MINUTECLINIC LLC #4415		3,310	572	15%	3,882
MINUTECLINIC LLC # 3686		3,288	575	15%	3,863
MC DIAGNOSTIC OF CONNECTICUT, PC #2220		3,327	533	14%	3,860
MINUTECLINIC LLC #3257		3,225	630	16%	3,855
ADVENTHEALTH CENTRA CARE KIDS LAKE MARY		3,566	288	7%	3,854
HEALTH FIRST ADVENTHEALTH CENTRA CARE COCOA		3,462	380	10%	3,842
MINUTECLINIC, LLC #3204		3,184	635	17%	3,819
SIPARADIGM LLC	59	3,496	263	7%	3,818
PROHEALTH	3	2,203	1,604	42%	3,810
BARTOW REGIONAL MEDICAL CENTER	1	3,189	598	16%	3,788
MINUTECLINIC, LLC #4015		3,042	735	19%	3,777
ADVENT HEALTH CENTRA CARE -WINTER PARK KIDS URGENT CARE	4	3,459	294	8%	3,757
BRASHEAR'S VITAL CARE CORP		2,971	778	21%	3,749
MINUTECLINIC LLC #1807		3,114	603	16%	3,717
HEALTH FIRST ADVENTHEALTH CENTRA CARE MALABAR		3,345	361	10%	3,706
MINUTECLINIC LLC #1055		3,041	659	18%	3,700
MEDONE PLLC		2,840	860	23%	3,700
MEDEXPRESS URGENT CARE - DELAND		3,276	409	11%	3,685
MINUTECLINIC LLC # 3579		3,048	633	17%	3,681
PRECISION HEALTH SOLUTIONS		3,488	186	5%	3,674
BAPTIST HEALTH SOUTH FLORIDA - BRICKELL URGENT CARE		3,041	631	17%	3,672
VA PAIN CLINIC	6	3,534	132	4%	3,672
MEDEXPRESS URGENT CARE - VERO BEACH		3,197	471	13%	3,668
MINUTECLINIC LLC #7973		3,127	501	14%	3,628
VERILY LIFE SCIENCES	3	3,550	72	2%	3,625
MINUTECLINIC, LLC #5817		3,014	605	17%	3,619
CLARITY LAB SOLUTIONS LLC		3,608	4	0%	3,612

# COVID-19: testing by laboratory

Data through May 3, 2021 verified as of May 4, 2021 at 09:25 AM

Data in this report are provisional and subject to change.

The numbers in the table below represent the number of Florida and non-Florida residents for whom test results were received by the Department of Health. A person can be tested by more than one laboratory and can have both positive and negative results. **Therefore, the sum of the numbers in each column will be larger than the total number of people tested.**

Reporting lab	Inconclusive	Negative	Positive	Percent positive	Total
MINUTECLINIC LLC #3003		2,972	633	18%	3,605
MINUTECLINIC LLC #3748		2,951	651	18%	3,602
BAPTIST HEALTH URGENT CARE AT SAWGRASS		2,988	603	17%	3,591
PARAMOUNT URGENT CARE - OVIEDO		2,639	951	26%	3,590
MINUTECLINIC LLC #5924		3,083	483	14%	3,566
MINUTECLINIC LLC #4201		3,076	482	14%	3,558
MINUTECLINIC LLC # 7933		3,136	418	12%	3,554
MINUTECLINIC LLC #3255		3,147	401	11%	3,548
WALGREEN CO	2	3,131	402	11%	3,535
MINUTECLINIC LLC #7173		3,057	470	13%	3,527
MINUTECLINIC LLC #3705		3,098	405	12%	3,503
BAPTIST HEALTH EMERGENCY CENTER COUNTRY WALK	1	2,961	527	15%	3,489
MINUTECLINIC, LLC (CLINIC 10699)		3,051	438	13%	3,489
MARION E FETHER MEDICAL CENTER, THE		3,178	299	9%	3,477
BAPTIST HEALTH - CLAY		3,030	444	13%	3,474
BMCT Molecular Diagnostics Subsection		2,932	537	15%	3,469
MIDWAY SPECIALTY CARE CENTER DIAGNOSTICS	38	3,175	240	7%	3,453
MINUTECLINIC LLC #5216		2,977	467	14%	3,444
PRIMEHEALTH URGENT CARE INC		2,921	500	15%	3,421
MINUTECLINIC LLC #3654		2,861	549	16%	3,410
IMMOKALEE CHD		3,155	234	7%	3,389
ADVENTHEALTH CENTRA CARE CONWAY		2,863	515	15%	3,378
LAKELAND REGIONAL HEALTH PABLO		2,958	402	12%	3,360
VITRO MOLECULAR LABORATORIES	50	3,035	263	8%	3,348
MINUTECLINIC LLC #6007		2,869	466	14%	3,335
MARINERS HOSPITAL	1	3,009	308	9%	3,318
MINUTECLINIC LLC #4612		2,724	587	18%	3,311
GESSLER CLINIC	2	2,295	1,001	30%	3,298
HEALTH CARE DISTRICT OF PALM BEACH COUNTY	2	3,035	255	8%	3,292
MINUTECLINIC LLC #3285		2,877	413	13%	3,290
MEMORIAL HOSPITAL PEMBROKE	3	2,895	370	11%	3,268
SELECT LABORATORIES - MARION COUNTY, FL LLC	5	2,938	310	10%	3,253
MINUTECLINIC LLC #4024		2,848	397	12%	3,245
MINUTECLINIC LLC #1350		2,840	380	12%	3,220
ACCESS POINT HEALTHCARE URGENT & PRIMARY CARE	2	2,513	703	22%	3,218
MEDEXPRESS FORT MYERS		2,814	402	13%	3,216
PHYSICIANS PRIMARY CARE	2	2,903	310	10%	3,215
MINUTECLINIC LLC #476		2,770	429	13%	3,199
MINUTECLINIC LLC #8381		2,771	421	13%	3,192
MINUTECLINIC LLC #3648		2,619	569	18%	3,188
MEDIQUICK URGENT CARE CENTERS INC		2,450	738	23%	3,188
MINUTECLINIC, LLC # 4469		2,816	359	11%	3,175
MEDEXPRESS URGENT CARE CORAL SPRINGS		2,812	353	11%	3,165
MINUTECLINIC LLC #1821		2,809	351	11%	3,160
MINUTECLINIC LLC #5157		2,734	382	12%	3,116
BAPTIST HEALTH - OAKLEAF		2,625	481	15%	3,106
MINUTECLINIC LLC #3635		2,658	421	14%	3,079



# COVID-19: testing by laboratory

Data through May 3, 2021 verified as of May 4, 2021 at 09:25 AM

Data in this report are provisional and subject to change.

The numbers in the table below represent the number of Florida and non-Florida residents for whom test results were received by the Department of Health. A person can be tested by more than one laboratory and can have both positive and negative results. **Therefore, the sum of the numbers in each column will be larger than the total number of people tested.**

Reporting lab	Inconclusive	Negative	Positive	Percent positive	Total
AFC PHYSICIANS OF FLORIDA PA		2,513	549	18%	3,062
ADVENT HEALTH - DADE CITY		2,694	363	12%	3,057
KEYS AHEC SCHOOL MEDICAL CLINIC	15	2,883	150	5%	3,048
NXGEN MDX LLC	6	2,691	336	11%	3,033
BAY MEDICAL CENTER SACRED HEART HEALTH SYSTEM		2,386	635	21%	3,021
VETERANS AFFAIRS MEDICAL CENTER - ORLANDO	1	1,343	1,663	55%	3,007
JUPITER MEDICAL CENTER URGENT CARE		2,360	646	21%	3,006
CHARLES AIESI CONSULTING INC	14	2,677	305	10%	2,996
MEDEXPRESS URGENT CARE - CLEWISTON		2,507	488	16%	2,995
EMERGENCY PHYSICIANS MEDICAL CENTER		1,751	1,159	40%	2,910
CAREFAST+	1	2,115	787	27%	2,903
BAPTIST HEALTHCARE - GULF BREEZE HOSPITAL	3	2,404	482	17%	2,889
STONE CLINICAL LABORATORIES		2,790	96	3%	2,886
WALGREENS ORLANDO	3	2,540	340	12%	2,883
MINUTECLINIC LLC #214		2,408	459	16%	2,867
BLUE MED CONSULTANTS		2,754	112	4%	2,866
MINUTECLINIC LLC #5069		2,403	463	16%	2,866
MEDEXPRESS URGENT CARE BOCA RATON		2,601	256	9%	2,857
DR G'S URGENT CARE		2,468	374	13%	2,842
JACKSON HOSPITAL CLINICAL LABORATORY		2,499	335	12%	2,834
AMELIA EXPRESS CARE LLC	10	2,470	345	12%	2,825
LAKE WALES MEDICAL CENTER INC		2,473	325	12%	2,798
BAPTIST HEALTH SOUTH FLORIDA - MIAMI BEACH URGENT CARE		2,370	421	15%	2,791
PARRISH MEDICAL CENTER	2	2,437	351	13%	2,790
CELESTA MEDICAL SERVICES LLC DBA - AMERICAN RESEARCH LABS		2,544	236	8%	2,780
FLORIDA MEDICAL CLINIC	3	1,316	1,458	53%	2,777
CITRUS MEMORIAL HOSPITAL LABORATORY		2,253	523	19%	2,776
MINUTECLINIC LLC #1815		2,447	298	11%	2,745
SACRED HEART HEALTH SYSTEM, INC	1	1,871	872	32%	2,744
GENOME LLC	2	2,539	197	7%	2,738
DONALD W ROBERTSON DO PA		2,130	593	22%	2,723
PATIENTS FIRST - THOMASVILLE ROAD		2,414	288	11%	2,702
BOND URGENT CARE LLC		2,027	656	24%	2,683
MINUTECLINIC LLC #3236		2,307	363	14%	2,670
MEDEXPRESS PORT CHARLOTTE		2,353	290	11%	2,643
TAMPA COMMUNITY HOSPITAL		2,267	373	14%	2,640
EMERALD COAST URGENT CARE, LLC	1	1,972	660	25%	2,633
MINI ER WATERFORD LAKES, THE		2,239	355	14%	2,594
ADVENT HEALTH - OCALA		2,124	447	17%	2,571
NCHMD INC		2,150	399	16%	2,549
INTELEX LABS, LLC		2,428	83	3%	2,511
ASCENSION SACRED HEART - GULF		1,935	557	22%	2,492
OPTUM LABS LLC	1	2,281	209	8%	2,491
WHOLE FAMILY HEALTH CENTER INC		1,994	493	20%	2,487
EMERALD COAST URGENT CARE LLC		1,825	657	26%	2,482
MINUTECLINIC LLC		2,167	297	12%	2,464
PHYSICIANS STAT LAB	3	1,079	1,365	56%	2,447

# COVID-19: testing by laboratory

Data through May 3, 2021 verified as of May 4, 2021 at 09:25 AM

Data in this report are provisional and subject to change.

The numbers in the table below represent the number of Florida and non-Florida residents for whom test results were received by the Department of Health. A person can be tested by more than one laboratory and can have both positive and negative results. **Therefore, the sum of the numbers in each column will be larger than the total number of people tested.**

Reporting lab	Inconclusive	Negative	Positive	Percent positive	Total
MINUTECLINIC LLC #3637		1,955	482	20%	2,437
MINUTECLINIC LLC #8927		2,049	385	16%	2,434
CORE DIAGNOSTIC LABORATORIES LLC	17	2,073	339	14%	2,429
COMMUNITY HEALTH NORTHWEST FLORIDA	4	1,857	554	23%	2,415
BAPTIST HEALTH EMERGENCY CENTER AT WEST CORAL WAY		1,978	433	18%	2,411
GRAVITY DIAGNOSTICS, LLC	8	2,179	200	8%	2,387
MINUTECLINIC LLC #5187		2,075	305	13%	2,380
PENSACOLA PEDIATRICS PA	1	2,172	180	8%	2,353
ASSOCIATED PATHOLOGISTS, LLC	3	1,931	398	17%	2,332
PHYSICIAN ASSOCIATES		2,070	241	10%	2,311
LEE HEALTH - COCONUT POINT CLINICAL LAB	2	1,872	433	19%	2,307
NCH NORTHEAST	7	1,802	480	21%	2,289
UNIVERSITY OF NORTH FLORIDA STUDENT HEALTH		2,184	79	3%	2,263
HEALTH CENTRAL CLINICAL LABORATORY		1,971	289	13%	2,260
APALACHEE CORRECTIONAL INSTITUTION EAST UNIT		2,227	31	1%	2,258
MEDICAL CONSULTANTS OF FLORIDA, LLC	2	1,915	336	15%	2,253
PRIMEHEALTH URGENT CARE	1	1,865	361	16%	2,227
MARTIN HEALTH SYSTEM - ST LUCIE WEST		2,009	197	9%	2,206
FLOWERS HOSPITAL		2,010	192	9%	2,202
WHITE WILSON MEDICAL CENTER		796	1,387	64%	2,183
FIU-HEALTH AUXILIARY LABORATORY	6	2,034	133	6%	2,173
BARDMOOR LABORATORY	9	1,820	321	15%	2,150
BIO-TECH CLINICAL LABORATORIES INC		1,839	304	14%	2,143
DOC SMILEYS URGENT CARE LLC		1,740	383	18%	2,123
BAYFRONT HEALTH - CITRUS HILLS		1,866	242	11%	2,108
LITTLE PINE PEDIATRICS	1	1,823	277	13%	2,101
ADVANCED MEDICAL OF NAPLES LLC		1,861	229	11%	2,090
GENUS3		1,973	74	4%	2,047
TOM LEE COMMUNITY HEALTH CENTER	1	1,438	602	29%	2,041
MINUTECLINIC, LLC #3245		1,664	372	18%	2,036
STATMED OCALA	7	1,833	196	10%	2,036
WILLIAM OWEN PASS PARK		1,738	257	13%	1,995
ARCPOINT LABS		1,392	599	30%	1,991
READY RESPONDERS FLORIDA, PLLC		1,704	263	13%	1,967
MIAMI JEWISH HEALTH SYSTEMS		1,874	83	4%	1,957
DOC SMILEY'S URGENT CARE		1,706	247	13%	1,953
MEDFAST URGENT CARE CENTERS LLC	2	608	1,334	69%	1,944
GENESIS LABORATORY MANAGEMENT	14	1,655	255	13%	1,924
LABORATORY SPECIALISTS OF MICHIGAN		1,583	331	17%	1,914
ED FRASER MEMORIAL HOSPITAL		1,642	259	14%	1,901
BROWNWOOD CARE CENTER		1,655	230	12%	1,885
ABSOLUTE GENOMICS	2	1,638	244	13%	1,884
OPTUMCARE FLORIDA LLC		1,549	312	17%	1,861
PATIENTS FIRST LAKE ELLA MEDICAL CENTER		1,682	175	9%	1,857
SUNRISE URGENT CARE ASSOCIATES LLC D/B/A	9	1,292	544	29%	1,845
NEIGHBORHOOD MEDICAL CENTER INC	17	1,629	186	10%	1,832
PROJECT HEALTH, INC SUMTERVILLE	5	1,496	323	18%	1,824



# COVID-19: testing by laboratory

Data through May 3, 2021 verified as of May 4, 2021 at 09:25 AM

Data in this report are provisional and subject to change.

The numbers in the table below represent the number of Florida and non-Florida residents for whom test results were received by the Department of Health. A person can be tested by more than one laboratory and can have both positive and negative results. **Therefore, the sum of the numbers in each column will be larger than the total number of people tested.**

Reporting lab	Inconclusive	Negative	Positive	Percent positive	Total
KETAMINE HEALTH CENTERS LLC	1	1,661	152	8%	<b>1,814</b>
IGENOMIX USA LLC	55	1,570	165	9%	<b>1,790</b>
PROHEALTH MEDICAL CLINIC		1,124	643	36%	<b>1,767</b>
ER QUICKCARE PL		1,509	248	14%	<b>1,757</b>
RIVER TOWN DIAGNOSTIC LLC		1,470	286	16%	<b>1,756</b>
SPARROW HEALTHCARE	2	1,499	254	14%	<b>1,755</b>
NORTH SHORE LONG ISLAND JEWISH HEALTH	1	1,658	95	5%	<b>1,754</b>
Community_Health		1,533	199	11%	<b>1,732</b>
LABTECH DIAGNOSTIC		1,424	294	17%	<b>1,718</b>
FLORIDA DEPARTMENT OF HEALTH IN POLK COUNTY	2	1,307	407	24%	<b>1,716</b>
PEDIATRIC HEALTH CARE ALLIANCE - NORTHDALE		1,565	151	9%	<b>1,716</b>
SHELL POINT NURSING PAVILION	1	1,632	77	5%	<b>1,710</b>
BROAD INSTITUTE CLINICAL SEQUENCING RESEARCH PLATFORM	16	1,625	65	4%	<b>1,706</b>
QUICK CARE MED		1,363	334	20%	<b>1,697</b>
JW PLASTIC SURGERY		1,449	244	14%	<b>1,693</b>
MEDEXPRESS URGENT CARE - JAX ATLANTIC BLVD		1,466	227	13%	<b>1,693</b>
ADVENTHEALTH CENTRA CARE TRINITY		1,460	227	13%	<b>1,687</b>
PARAMOUNT URGENT CARE - CLERMONT		965	717	43%	<b>1,682</b>
AMERICAN SCIENTIFIC LABORATORIES LLC		1,635	35	2%	<b>1,670</b>
BAPTIST HEALTH SOUTH FLORIDA - KEY BISCANE URGENT CARE EXPRESS		1,460	197	12%	<b>1,657</b>
VRL EUROFINs		1,601	41	2%	<b>1,642</b>
MYTEST DIAGNOSTICS		1,551	77	5%	<b>1,628</b>
ELLENTON URGENT CARE		1,385	238	15%	<b>1,623</b>
ST ANNES NURSING CENTER		1,587	33	2%	<b>1,620</b>
OPTEO LABORATORY		1,572	36	2%	<b>1,608</b>
FIRST QUALITY LABORATORY		1,505	101	6%	<b>1,606</b>
BAPTIST HEALTH SOUTH FLORIDA - COUNTRY WALK URGENT CARE EXPRESS		1,354	247	15%	<b>1,601</b>
UNIVERSITY OF ALABAMA AT BIRMINGHAM		1,546	48	3%	<b>1,594</b>
CAREMED CLINIC LLC	1	1,279	310	19%	<b>1,590</b>
FG RAPID RESULTS	6	1,195	381	24%	<b>1,582</b>
ASSURANCE SCIENTIFIC LABORATORIES	1	1,297	283	18%	<b>1,581</b>
MATRIX CLINICAL LABS (FORMERLY BIOCERNA LLC)	13	1,395	169	11%	<b>1,577</b>
MELBOURNE MEDICAL LABORATORY☐	2	1,367	205	13%	<b>1,574</b>
PARAMOUNT URGENT CARE VILLAGES		982	573	37%	<b>1,555</b>
NORTH VISTA HOSPITAL LABORATORY		1,297	249	16%	<b>1,546</b>
INNOVATIVE TRANSFUSION MEDICINE, INC	11	1,336	179	12%	<b>1,526</b>
PRIMARY CARE SOUTH INC		1,030	494	32%	<b>1,524</b>
CAREFAST MURABELLA		1,012	510	34%	<b>1,522</b>
BAPTIST HEALTHCARE - JAY HOSPITAL	3	1,146	373	25%	<b>1,522</b>
COLLIER URGENT CARE CENTERS CREEKSIDE		1,341	180	12%	<b>1,521</b>
UHEALTH CLINIC AT WALGREENS		1,224	291	19%	<b>1,515</b>
NYU HOSPITALS CENTER CLINICAL LABORATORIES		1,448	49	3%	<b>1,497</b>
PALM BAY HOSPITAL CLINICAL LABORATORY		1,093	400	27%	<b>1,493</b>
SMA LAB	12	1,312	163	11%	<b>1,487</b>
LPG COCONUT POINT		1,248	235	16%	<b>1,483</b>
SPEARHEAD MEDICAL		1,357	117	8%	<b>1,474</b>
TREASURE COAST MEDICAL ASSOCIATES INC		748	722	49%	<b>1,470</b>

# COVID-19: testing by laboratory

Data through May 3, 2021 verified as of May 4, 2021 at 09:25 AM

Data in this report are provisional and subject to change.

The numbers in the table below represent the number of Florida and non-Florida residents for whom test results were received by the Department of Health. A person can be tested by more than one laboratory and can have both positive and negative results. **Therefore, the sum of the numbers in each column will be larger than the total number of people tested.**

Reporting lab	Inconclusive	Negative	Positive	Percent positive	Total
EUROFINS NTD, LLC		1,421	45	3%	<b>1,466</b>
ADDICTION LABS OF AMERICA	3	1,371	84	6%	<b>1,458</b>
ADVANCE MEDICAL OF NAPLES		327	1,124	77%	<b>1,451</b>
ACCESS MEDICAL LABS		769	679	47%	<b>1,448</b>
UHEALTH DEERFIELD BEACH/UMSYLVESTER DEERFIELD BEACH LABORATORY	3	1,380	55	4%	<b>1,438</b>
TEMPUS CLINICAL LABORATORY	10	1,270	155	11%	<b>1,435</b>
CREEKSIDE CARE CENTER	1	1,247	180	13%	<b>1,428</b>
PATIENTS CHOICE LABORATORIES		831	592	42%	<b>1,423</b>
COASTAL LABORATORIES	1	1,123	287	20%	<b>1,411</b>
NORTH FLORIDA PEDIATRICS - LAKE CITY		1,188	223	16%	<b>1,411</b>
GROWING TOGETHER PEDIATRICS LLC		1,329	74	5%	<b>1,403</b>
AMELIA EXPRESS CARE	1	772	629	45%	<b>1,402</b>
MEDLAB DIAGNOSTICS, LLC		1,290	102	7%	<b>1,392</b>
PEDIATRICS OF CENTRAL FLORIDA PA	20	1,288	68	5%	<b>1,376</b>
PROJECT HEALTH INC	4	1,169	198	14%	<b>1,371</b>
ASCENSION ST VINCENT'S - SOUTHSIDE		1,308	49	4%	<b>1,357</b>
VAVA PARTNERS LLC		529	826	61%	<b>1,355</b>
PALM HARBOR PHARMACY		1,172	173	13%	<b>1,345</b>
CYPRESS VILLAGE	1	1,308	28	2%	<b>1,337</b>
LAB24 INC	3	643	677	51%	<b>1,323</b>
CARENOW URGENT CARE - FORT PIERCE		935	384	29%	<b>1,319</b>
XPRESS URGENT CARE	4	1,109	202	15%	<b>1,315</b>
NAPLES URGENT CARE	1	853	452	35%	<b>1,306</b>
USF MORSANI CENTER FOR ADVANCED HEALTH CARE		1,145	160	12%	<b>1,305</b>
HOLIDAY CVS LLC DBA CVS PHARMACY #5155		1,234	71	5%	<b>1,305</b>
6TH MEDICAL GROUP - MCDILL AFB	3	1,231	70	5%	<b>1,304</b>
ADVANCED DIAGNOSTIC LABORATORY		1,255	47	4%	<b>1,302</b>
ST PETERSBURG PEDIATRICS	1	1,174	124	10%	<b>1,299</b>
MINUTE CLINIC INCORPORATE		1,240	50	4%	<b>1,290</b>
PALM BEACH ATLANTIC UNIVERSITY		1,243	44	3%	<b>1,287</b>
SOLARIS HEALTHCARE PALATKA		1,177	106	8%	<b>1,283</b>
BREVARD HEALTH ALLIANCE INC, THE		1,202	76	6%	<b>1,278</b>
NORTH FLORIDA PEDIATRICS-TALLAHASSEE	1	1,164	105	8%	<b>1,270</b>
INTERLACHEN PEDIATRICS PA		1,200	63	5%	<b>1,263</b>
EAST LAKE PEDIATRICS		1,124	134	11%	<b>1,258</b>
STAGEZERO LIFE SCIENCES INC	4	1,146	105	8%	<b>1,255</b>
STEWART REFERENCE LABORATORY	1	715	539	43%	<b>1,255</b>
PROFESSIONAL HEALTH EXAMINERS DBA PROHEALTH	1	1,021	229	18%	<b>1,251</b>
COASTAL PEDIATRIC GROUP		1,086	162	13%	<b>1,248</b>
PENSACOLA PEDIATRICS PA - TIGER POINT	24	1,091	120	10%	<b>1,235</b>
ARCPPOINT LABS OF CORAL SPRINGS FL		992	240	19%	<b>1,232</b>
BETHESDA HEALTH URGENT CARE		1,040	180	15%	<b>1,220</b>
CLINICORE		1,124	91	7%	<b>1,215</b>
EPN URGENT CARE NAPLES	2	792	415	34%	<b>1,209</b>
ALTAMONTE MD		977	230	19%	<b>1,207</b>
CATALYST WALK IN CLINIC		963	239	20%	<b>1,202</b>
HALIFAX MEDICAL CENTER-PORT ORANGE LAB		1,040	158	13%	<b>1,198</b>

# COVID-19: testing by laboratory

Data through May 3, 2021 verified as of May 4, 2021 at 09:25 AM

Data in this report are provisional and subject to change.

The numbers in the table below represent the number of Florida and non-Florida residents for whom test results were received by the Department of Health. A person can be tested by more than one laboratory and can have both positive and negative results. **Therefore, the sum of the numbers in each column will be larger than the total number of people tested.**

Reporting lab	Inconclusive	Negative	Positive	Percent positive	Total
INTERLACHEN PEDIATRICS		1,154	44	4%	<b>1,198</b>
CLARITY LABS		1,073	109	9%	<b>1,182</b>
FISHERMENS HOSPITAL CLINICAL LAB		1,080	98	8%	<b>1,178</b>
CAPE CANAVERAL HOSPITAL		868	304	26%	<b>1,172</b>
CARE ONE OF FLORIDA LLC		844	324	28%	<b>1,168</b>
TYNDALL AIR FORCE BASE		952	214	18%	<b>1,166</b>
NORTH OKALOOSA MEDICAL CENTER		798	350	30%	<b>1,148</b>
CAPSTONE HEALTHCARE		802	330	29%	<b>1,132</b>
VERITAS GENETICS	61	945	119	11%	<b>1,125</b>
PROFESSIONAL HEALTH EXAMINERS		972	152	14%	<b>1,124</b>
GENEIQ		1,056	65	6%	<b>1,121</b>
PRIMARY CARE OF THE TREASURE COAST		981	135	12%	<b>1,116</b>
EMERALD COAST PEDIATRICS		1,058	57	5%	<b>1,115</b>
LOOP PEDIATRICS PA	3	943	164	15%	<b>1,110</b>
BERNHARDT LABORATORIES	2	1,011	93	8%	<b>1,106</b>
XYZ LABORATORY	8	942	146	13%	<b>1,096</b>
FAMILY HEALTH CENTERS OF SOUTHWEST FLORIDA INC		976	111	10%	<b>1,087</b>
BREVARD HEALTH ALLIANCE		781	306	28%	<b>1,087</b>
LAB DOCTOR		949	136	13%	<b>1,085</b>
MINUTECLINIC, LLC DBA MINUTECLINIC #4717		1,040	42	4%	<b>1,082</b>
LENCO MEDICAL LABORATORY		1,020	57	5%	<b>1,077</b>
HENDRY REGIONAL MEDICAL CENTER CLINICAL LABORATORY		809	258	24%	<b>1,067</b>
AMERICAN FAMILY CARE PENSACOLA WEST		533	533	50%	<b>1,066</b>
RAINBOW RIVER MEDICAL LABORATORY		978	83	8%	<b>1,061</b>
THE HEALTH CENTER OF PLANT CITY		979	81	8%	<b>1,060</b>
WOODLANDS MEDICAL SPECIALISTS		782	268	26%	<b>1,050</b>
NORTH FLORIDA MEDICAL GROUP		895	153	15%	<b>1,048</b>
ADVENTHEALTH EXPRESS CARE AT WALGREENS		904	140	13%	<b>1,044</b>
SPRING HILL HEALTH AND REHABILITATION CENTER		1,016	28	3%	<b>1,044</b>
VRL EUROFINs - DALLAS		1,024	13	1%	<b>1,037</b>
BAPTIST HEALTH - MD ANDERSON CANCER CENTER		1,029	6	1%	<b>1,035</b>
CHILDRENS MEDICAL ASSOCIATION		944	88	9%	<b>1,032</b>
C.W. BILL YOUNG VA MEDICAL CENTER	1	22	995	98%	<b>1,018</b>
NORTH FLORIDA PEDIATRICS PA - SUWANNEE	3	883	129	13%	<b>1,015</b>
E-LAB OF FLORIDA		923	90	9%	<b>1,013</b>
VERITOR		852	161	16%	<b>1,013</b>
PHAROS HEALTH		756	255	25%	<b>1,011</b>
CVS HEALTH		790	210	21%	<b>1,000</b>
VIERA HOSPITAL, INC		805	192	19%	<b>997</b>
COVANCE CLINICAL RESEARCH UNIT INC		971	26	3%	<b>997</b>
CONSULATE HEALTH CARE OF NEW PORT RICHEY	2	868	127	13%	<b>997</b>
DAIRY ROAD URGENT CARE	2	838	156	16%	<b>996</b>
MIDWAY SPECIATLY CARE CENTER	3	766	222	22%	<b>991</b>
LAKELAND REGIONAL HEALTH - PWC/OB		36	954	96%	<b>990</b>
FAST TRACK URGENT CARE CENTER		4	984	100%	<b>988</b>
NORTH SHORE LIJ URGENT CARE PC		928	58	6%	<b>986</b>
HISTOPATHOLOGY SERVICES, LLC		874	108	11%	<b>982</b>

# COVID-19: testing by laboratory

Data through May 3, 2021 verified as of May 4, 2021 at 09:25 AM

Data in this report are provisional and subject to change.

The numbers in the table below represent the number of Florida and non-Florida residents for whom test results were received by the Department of Health. A person can be tested by more than one laboratory and can have both positive and negative results. **Therefore, the sum of the numbers in each column will be larger than the total number of people tested.**

Reporting lab	Inconclusive	Negative	Positive	Percent positive	Total
24 HOUR PEDIATIC CARE CENTER	4	906	67	7%	977
JACKSONVILLE BEACH PEDIATRIC CARE CENTER□		904	72	7%	976
UNIVERSITY OF WEST FLORIDA STUDENT HEALTH SERVICES	1	844	128	13%	973
EAST LAKE PEDIATRICS PA		889	83	9%	972
MILLER BIOCONNECT		878	90	9%	968
PEDIATRIC HEALTHCARE ALLIANCE		915	53	5%	968
NORTH FLORIDA PEDIATRICS PA	2	847	117	12%	966
DEPARTMENT OF CLINICAL LABS	1	936	21	2%	958
PENSACOLA PEDIATRICS	2	858	95	10%	955
MOLECULAR TESTING LABS		862	90	9%	952
SOLARIS HEALTHCARE CHARLOTTE HARBOR		892	55	6%	947
TACACHALE CLINICAL LABORATORY	1	890	50	5%	941
ENCOMPASS HEALTH		915	22	2%	937
INTEGRITY LABORATORIES, LLC	4	765	165	18%	934
LEE COUNTY EMERGENCY MEDICAL SERVICE	1	807	126	13%	934
Point of Care Testing	1	128	805	86%	934
ABBOTT LABORATORIES		814	120	13%	934
REDI MED LLC		759	174	19%	933
NORTH FL SOUTH GA HCS-LAKE CITY		899	29	3%	928
CALHOUN LIBERTY HOSPITAL		757	169	18%	926
Fernandina Beach Rehabilitation and Nursing Center	1	901	19	2%	921
GENE TOX WORLDWIDE	60	736	125	14%	921
BHA CENTRAL COUNTY CLINIC		827	91	10%	918
DOCTOR'S MEMORIAL HOSPITAL		751	166	18%	917
MOORINGS PARK INSTITUTE, INC, THE		880	36	4%	916
PALM GARDEN OF PORT SAINT LUCIE		900	12	1%	912
SOUTHEAST ALABAMA MEDICAL CENT		854	58	6%	912
RESTORE HEALTH URGENT CARE		734	173	19%	907
NCHMD, INC SOUTHEAST IMMEDIATE CARE		709	197	22%	906
Victoria Nursing and Rehabilitation Center		838	55	6%	893
COASTAL PHYSICIANS, LLC		722	171	19%	893
PALACE NURSING HOME & REHAB CENTER		848	43	5%	891
FAMILY HEALTH CENTERS OF SWF LABS	2	765	122	14%	889
WHITE-WILSON MEDICAL CENTER - FORT WALTON BEACH		859	25	3%	884
Tampa Lakes Health and Rehabilitation Center	2	807	73	8%	882
MINUTECLINIC LLC, #10357		874	6	1%	880
AMERICAN MEDICAL RESPONSE		861	9	1%	870
CRUCIAL CARE EMERGENCY MEDICINE DOCTORS		696	174	20%	870
ANY LAB TEST NOW	2	592	275	32%	869
PRIMARY CARE SERVICES AT ST ANDREWS ESTATES		858	3	0%	861
EXPRESS PHARMACY		793	66	8%	859
MEDICAL CENTER OF DELTONA, INC		732	126	15%	858
AFC URGENT CARE CLEARWATER	1	181	676	79%	858
CLINICAL PATHOLOGY LABS INC		762	87	10%	849
PRIMARY CARE SERVICES AT INDIAN RIVER ESTATES		823	25	3%	848
CENTRAL FLORIDA HEALTH CARE INC		727	121	14%	848
POINT WASHINGTON MEDICAL CLINIC	1	632	212	25%	845



# COVID-19: testing by laboratory

Data through May 3, 2021 verified as of May 4, 2021 at 09:25 AM

Data in this report are provisional and subject to change.

The numbers in the table below represent the number of Florida and non-Florida residents for whom test results were received by the Department of Health. A person can be tested by more than one laboratory and can have both positive and negative results. **Therefore, the sum of the numbers in each column will be larger than the total number of people tested.**

Reporting lab	Inconclusive	Negative	Positive	Percent positive	Total
AUGUSTUS LABS LLC		696	148	18%	844
FLORIDA GULF COAST UNIVERSITY		646	197	23%	843
ADVENTHEALTH MEDICAL GROUP PROMPT CARE		609	227	27%	836
CLINICAL ENTERPRISE, INC		807	25	3%	832
BOND CLINIC PA PEDIATRICS DEPT		769	59	7%	828
MEDONE URGENT CARE CENTER		604	224	27%	828
LIFE CARE CENTER OF NEW PORT RICHEY		790	37	4%	827
PEBBLEBROOK PHARMACY	1	689	136	16%	826
CITY MEDICAL OF NEW JERSEY, PC		746	77	9%	823
Southern Oaks Care Center	1	784	38	5%	823
FLORIDA HOSPITAL ORLANDO		743	74	9%	817
CARITHERS PEDIATRIC GROUP		756	60	7%	816
FLAGLER COUNTY HEALTH DEPARTMENT	3	633	177	22%	813
ASAP LABS LLC	7	655	151	19%	813
BRISTOL AT TAMPA, THE	4	787	22	3%	813
DYNIX DIAGNOSTICS	2	529	281	35%	812
ASCENSION ST VINCENT'S - CLAY		775	35	4%	810
GULF COAST VILLAGE		768	41	5%	809
TOTAL RENAL LABORATORIES INC DBA DAVITA LABS	1	686	120	15%	807
GOLDEN GATE FAMILY CLINIC		332	475	59%	807
VITAS HEALTHCARE CORPORATION OF FLA	1	798	5	1%	804
LAKE BALDWIN		758	42	5%	800
PALM GARDEN OF VERO BEACH		747	51	6%	798
NITE LITE PEDIATRICS		234	564	71%	798
TELESCOPE HEALTH LLC	4	671	121	15%	796
NONE		308	488	61%	796
WELL HEALTH WORKS	3	730	63	8%	796
J AND G MEDICAL GROUP LLC		657	137	17%	794
WHITE WILSON MEDICAL CENTER PA - NAVARRE		669	124	16%	793
BOND AND STEELE CLINIC PA		579	211	27%	790
PEDIATRIC HEALTHCARE ALLIANCE PA		718	61	8%	779
ETHOS WELLNESS PHARMACY		728	50	6%	778
APLS SERVICES LLC D/B/A CLEAR DIAGNOSTICS	13	748	14	2%	775
VENICE REGIONAL BAYFRONT HEALTH (PULMONARY)		637	135	17%	772
ORANGE BLOSSOM FAMILY HEALTH		731	41	5%	772
BUFFALO CROSSING HEALTHCARE & REHABILITATION CTR		748	18	2%	766
WILLOWBROOKE COURT AT EDGEWATER POINTE ESTATES		756	9	1%	765
KENDALL HEALTHCARE PROPERTIES DBA	2	731	30	4%	763
ORLANDO HEALTH AND REHAB CENTER		718	45	6%	763
VALENCIA HILLS HEALTH AND REHABILITATION CENTER		743	16	2%	759
RUSKIN HEALTH CENTER	1	500	257	34%	758
NORTHEAST FLORIDA NEUROLOGY CLINICS, INC		637	113	15%	750
BOCA GRANDE HEALTH CLINIC		709	40	5%	749
MOUNT SINAI LABORATORY		711	37	5%	748
MAIN STREET MEDICAL CENTER		217	529	71%	746
CHURCH OF SCIENTOLOGY FLAG SERVICE ORGANIZATION		729	15	2%	744
LIFE CARE CENTER OF PENSACOLA		694	49	7%	743

# COVID-19: testing by laboratory

Data through May 3, 2021 verified as of May 4, 2021 at 09:25 AM

Data in this report are provisional and subject to change.

The numbers in the table below represent the number of Florida and non-Florida residents for whom test results were received by the Department of Health. A person can be tested by more than one laboratory and can have both positive and negative results. **Therefore, the sum of the numbers in each column will be larger than the total number of people tested.**

Reporting lab	Inconclusive	Negative	Positive	Percent positive	Total
ADVENT HEALTH LAB - ORLANDO		434	309	42%	<b>743</b>
PHYSICIANS STAT LAB INC		649	92	12%	<b>741</b>
SANTA ROSA MEDICAL GROUP		575	166	22%	<b>741</b>
SEMINOLE NURSING PAVILION		730	8	1%	<b>738</b>
RAINBOW PEDIATRIC CENTER PA		685	47	6%	<b>732</b>
Crestview Rehabilitation Center	5	596	129	18%	<b>730</b>
MANOR CARE HEALTH SERVICES - FT MYERS		701	27	4%	<b>728</b>
THE PRESERVE		714	10	1%	<b>724</b>
PALM GARDEN OF CLEARWATER		702	18	3%	<b>720</b>
ARTHREX MEDICAL CENTER	1	568	151	21%	<b>720</b>
DISNEY COVID TEST SITE		703	17	2%	<b>720</b>
WATSON THERAPEUTICS INC	1	675	39	5%	<b>715</b>
MANOR PINES CONVALESCENT CENTER LLC	1	690	23	3%	<b>714</b>
FORT MYERS INTERNAL MEDICINE, LLC		641	69	10%	<b>710</b>
SUWANNEE HEALTH AND REHABILITATION CENTER		705	5	1%	<b>710</b>
ADVENT HEALTH - DELTONA ER		584	122	17%	<b>706</b>
GRAND COURT TAMPA		702	4	1%	<b>706</b>
BALDWIN PEDIATRICS	1	672	33	5%	<b>706</b>
GULF COAST MOLECULAR LABORATORIES	13	583	108	15%	<b>704</b>
EDEN SPRINGS NURSING AND REHAB CENTER		591	112	16%	<b>703</b>
JOHN KNOX VILLAGE HEALTH CENTER		672	31	4%	<b>703</b>
DIAMOND RIDGE HEALTH AND REHABILITATION		666	36	5%	<b>702</b>
VETERANS AFFAIRS MEDICAL CENTER	1	45	656	93%	<b>702</b>
DXTERTY DIAGNOSTICS	2	656	41	6%	<b>699</b>
NCH HEALTHCARE SYSTEM MICROBIOLOGY LAB		2	697	100%	<b>699</b>
PREMIER MEDICAL LABORATORY SERVICES	2	468	225	32%	<b>695</b>
LIFE CARE CENTER OF ORANGE PARK		663	32	5%	<b>695</b>
CHILDRENS CLINIC WEST FLORIDA PEDIATRICS		640	54	8%	<b>694</b>
MAYFLOWER ASSISTED LIVING		684	7	1%	<b>691</b>
LIFEBRITE	2	464	224	32%	<b>690</b>
NCH HEALTHCARE BONITA		546	144	21%	<b>690</b>
MEDICAL FP – WHOLE FAMILY HEALTH CENTER		565	120	18%	<b>685</b>
NATURE COAST MEDICAL GROUP		563	121	18%	<b>684</b>
HOLMES REGIONAL MEDICAL CENTER		11	671	98%	<b>682</b>
CLIFFORD CHESTER SIMS STATE VETERANS		668	12	2%	<b>680</b>
EMERALD SHORES HEALTH AND REHABILITATION		576	102	15%	<b>678</b>
MEDONE URGENT CARE AT ST. AUGUSTINE		229	448	66%	<b>677</b>
VITAS HEALTHCARE CORP OF CENTRAL FL		648	26	4%	<b>674</b>
TREE HOUSE PEDIATRICS PLLC		606	68	10%	<b>674</b>
HEARTLAND PEDIATRICS OF LAKE WALES		607	67	10%	<b>674</b>
MINI ER ADULT AND PEDIATRIC URGENT CARE		574	98	15%	<b>672</b>
CARE ONE OF FLORIDA	1	490	180	27%	<b>671</b>
BAPTIST PRIMARY CARE	2	545	123	18%	<b>670</b>
CLEWISTON NURSING AND REHABILITATION CENTER		652	14	2%	<b>666</b>
SOUTHERN LABORATORY SERVICES OF NWF		627	38	6%	<b>665</b>
Signature HealthCare Center of Waterford		628	36	5%	<b>664</b>
OCALA FAMILY MEDICAL CENTER INC	2	578	84	13%	<b>664</b>

# COVID-19: testing by laboratory

Data through May 3, 2021 verified as of May 4, 2021 at 09:25 AM

Data in this report are provisional and subject to change.

The numbers in the table below represent the number of Florida and non-Florida residents for whom test results were received by the Department of Health. A person can be tested by more than one laboratory and can have both positive and negative results. **Therefore, the sum of the numbers in each column will be larger than the total number of people tested.**

Reporting lab	Inconclusive	Negative	Positive	Percent positive	Total
GOLDEN GLADES NURSING & REHABILITATION CTR		643	20	3%	663
ST JOHN'S NURSING CENTER		637	24	4%	661
SIGNATURE HEALTHCARE OF BROOKWOOD GARDENS		645	11	2%	656
POINT OF CARE TESTING SITE		630	26	4%	656
SHORE ACRES CARE CENTER		614	40	6%	654
WILLOW BROOKE COURT AT INDIAN RIVER ESTATES		608	45	7%	653
PEDIATRICS IN BREVARD PA		588	64	10%	652
PALM GARDEN OF TAMPA		621	31	5%	652
NSPIRE HEALTHCARE MIAMI LAKES	8	628	15	2%	651
MAVERICK LABS		461	190	29%	651
LIFE CARE CENTER OF HILLIARD		626	22	3%	648
QUOTIENT SCIENCES		626	22	3%	648
Plantation Bay Rehabilitation Center		624	24	4%	648
HMA SANTA ROSA MEDICAL CENTER LLC DBA		523	123	19%	646
MID-FLORIDA PATHOLOGY		481	165	26%	646
AMERICA'S PHARMACY LLC		566	79	12%	645
MICHAEL A MIDDLETON MD PA□		611	32	5%	643
EMED LABS, LLC	3	619	18	3%	640
FLORIDA HOSPITAL WAUCHULA		482	156	24%	638
NAPLES CHILDREN'S URGENT CARE		558	79	12%	637
MINUTECLINIC LLC #3281		541	94	15%	635
SAINTS 120 LLC	1	599	34	5%	634
PHYSICIANS PRIMARY CARE OF SOUTHWEST FLORIDA	1	604	29	5%	634
VETERANS AFFAIRS MEDICAL CENTER - JAMES A HALEY			633	100%	633
SABAL PALMS HEALTH AND REHAB		577	54	9%	631
ADVENT HEALTH - WESTCHASE ER		544	86	14%	630
PHYSICIANS PRIMARY CARE LAB	1	552	77	12%	630
FHMG FLORIDA HOSPITAL MEDICAL GROUP		583	46	7%	629
CHILDRENS MEDICAL ASSOCIATION PA		559	69	11%	628
QUALITOX LABORATORIES		439	188	30%	627
BALDOMERO LOPEZ STATE VETERANS NURSING HOME	2	619	6	1%	627
SOLARIS HEALTHCARE LAKE CITY		522	103	16%	625
CONSULATE HEALTHCARE OF VERO BEACH	14	527	83	13%	624
DEPT OF VA MEDICAL CENTER - MIAMI	1	592	30	5%	623
CONTINENTAL CLINICAL RESEARCH, LLC		547	75	12%	622
MANOR CARE NURSING CENTER OF SARASOTA FL LLC□		534	87	14%	621
AFC URGENT CARE FAMILY CARE			620	100%	620
SEBASTIAN RIVER MEDICAL CENTER	3	441	176	28%	620
HARBOUR HEALTH CENTER		601	18	3%	619
EXPRESS URGENT CARE LLC		1	616	100%	617
PALM GARDEN OF ORLANDO		576	34	6%	610
VILLA MARIA NURSING & REHAB CENTER INC	1	592	17	3%	610
HOLY CROSS HOSPITAL		12	598	98%	610
AFC URGENT CARE		188	421	69%	609
THERADOC		152	456	75%	608
ADVENTHEALTH MEDICAL GROUP PROMPT CAR	1	448	156	26%	605
PIONEER CLINICAL LAB LLC		495	109	18%	604



# COVID-19: testing by laboratory

Data through May 3, 2021 verified as of May 4, 2021 at 09:25 AM

Data in this report are provisional and subject to change.

The numbers in the table below represent the number of Florida and non-Florida residents for whom test results were received by the Department of Health. A person can be tested by more than one laboratory and can have both positive and negative results. **Therefore, the sum of the numbers in each column will be larger than the total number of people tested.**

Reporting lab	Inconclusive	Negative	Positive	Percent positive	Total
DAVITA LABS	4	597	1	0%	602
FLORIDA DEPARTMENT OF HEALTH IN CALHOUN COUNTY		463	139	23%	602
PATIENTS FIRST - MAHAN DRIVE		164	436	73%	600
PALM BEACH COUNTY FIREFIGHTERS HEALTH CLINIC, LLC		513	87	15%	600
FLORIDA HOSPITAL MEDICAL GROUP		350	250	42%	600
DASCENA, INC	3	537	60	10%	600
WELL-BEING MEDICAL CENTER PLLC		542	57	10%	599
PALMETTO FAMILY HEALTHCARE	1	392	206	34%	599
MANOR OAKS NURSING & REHAB CENTER	5	589	2	0%	596
INTERNAL MEDICINE & PEDIATRICS OF TAMPA BAY PA		517	78	13%	595
AFC URGENT CARE SEMINOLE	1		594	100%	595
BROOKDALE FORT MYERS CYPRESS LAKE		590	2	0%	592
URGENT CARE EXPRESS LLC		235	355	60%	590
UNIVERSITY OF TAMPA INC, THE		569	21	4%	590
ADVENT HEALTH - TIMBERRIDGE ER		503	86	15%	589
SHORELINE PHYSICIAN GROUP		364	223	38%	587
FOUNTAIN MANOR HEALTH AND REHAB CENTER	1	566	20	3%	587
HEALTH CENTER AT BRENTWOOD	1	538	47	8%	586
HOPE HOSPICE AND COMMUNITY SERVICES INC	14	549	21	4%	584
The Manor at Blue Water Bay		518	62	11%	580
PALM GARDEN OF OCALA		478	100	17%	578
PRINCIPLE LABORATORY	8	553	16	3%	577
NEW YORK HOSPITAL LABORATORIES	1	559	16	3%	576
DOH - INDIAN RIVER		479	95	17%	574
MEDICAL VB		451	121	21%	572
TENNESSEE DOH - NASHVILLE	2	504	66	12%	572
AFC URGENT CARE TYRONE		4	568	99%	572
ANCIENT CITY PEDIATRICS	1	544	24	4%	569
PREMIER MEDICAL CENTER LLC	11	529	28	5%	568
ECCOLAB GROUP	1	148	419	74%	568
DBI HEALTH INC		546	16	3%	562
NEMOURS CHILDERN'S HOSPITAL		453	108	19%	561
WEST GABLES HEALTH CARE CENTER		549	11	2%	560
RICARDO NAVARRO DO PA		474	85	15%	559
LAUDERDALE NURSING CENTER LLC	1	539	19	3%	559
PALM GARDEN OF JACKSONVILLE	2	475	80	14%	557
ARCPOINTS LABS		487	70	13%	557
NURSING PLUS OF BROWARD LLC	1	532	23	4%	556
The Sands at South Beach		549	4	1%	553
VETERANS AFFAIRS MEDICAL CENTER - GAINESVILLE		3	550	99%	553
HOSPICE OF THE FLORIDA SUNCOAST,THE		546	5	1%	551
MEMORIAL PEMBROKE 24/7 CARE CENTER		425	126	23%	551
FIRST CHOICE PEDIATRICS		435	116	21%	551
VETERANS AFFAIRS MEDICAL CENTER - BAY PINES		18	533	97%	551
FLORIDA HOSPITAL HEARTLAND MED CTR LAKE PLACID		432	118	21%	550
BENTON PEDIATRICS INC		492	58	11%	550
VITAE DIAGNOSTICS		534	13	2%	547

# COVID-19: testing by laboratory

Data through May 3, 2021 verified as of May 4, 2021 at 09:25 AM

Data in this report are provisional and subject to change.

The numbers in the table below represent the number of Florida and non-Florida residents for whom test results were received by the Department of Health. A person can be tested by more than one laboratory and can have both positive and negative results. **Therefore, the sum of the numbers in each column will be larger than the total number of people tested.**

Reporting lab	Inconclusive	Negative	Positive	Percent positive	Total
CITRUS NURSING CENTER LLC		500	47	9%	547
NCF DIAGNOSTICS & DNA TECHNOLOGIES	15	213	318	58%	546
THE PALACE AT HOMESTEAD	1	524	21	4%	546
RIVER GARDEN HEBREW HOME FOR THE AGED		489	56	10%	545
ADDINGTON PLACE AT WELLINGTON GREEN		534	11	2%	545
EXPERTUS LABORATORIES INC		448	97	18%	545
COASTAL URGENT CARE		428	116	21%	544
DOCTORS CENTER,THE		432	111	20%	543
SUNSHINE URGENT CARE LLC		387	154	28%	541
LIFE CARE CENTER OF WINTER HAVEN		520	20	4%	540
NORTH FLORIDA REHABILITATION & SPECIALTY CARE☐		531	9	2%	540
CHAUTAUQUA REHABILITATION AND NURSING CENTER		529	11	2%	540
ORLANDO ORTHOPAEDIC OUTPATIENT SURGERY CENTER LLC		534	4	1%	538
FLOMEDILAB		301	236	44%	537
PLANT CITY PEDIATRICS	1	425	110	21%	536
PALM GARDEN OF WINTER HAVEN	3	517	16	3%	536
Good Samaritan Society Kissimmee Village		469	66	12%	535
JACKSON MEMORIAL LONG TERM CARE CENTER		501	34	6%	535
HERON POINTE HEALTH AND REHABILITATION	1	530	3	1%	534
Solaris Healthcare Daytona	2	484	48	9%	534
LIFE CARE CENTER OF PALM BAY☐		505	28	5%	533
SANDBAY URGENT CARE		433	100	19%	533
STEWART SEBASTIAN RIVER MEDICAL CENTER		475	57	11%	532
BAPTIST PRIMARY CARE, INC		501	31	6%	532
JACKSON MEMORIAL PERDUE MEDICAL CENTER		501	29	5%	530
PEDIATRIC ASSOCIATES OF OCALA PA		489	40	8%	529
DIGNITY HEALING, LLC		509	19	4%	528
MEDICAL CENTER CLINIC-IMMEDIATE CARE	1	423	104	20%	528
MED FAST URGENT CARE CENTER		260	268	51%	528
PORT SAINT LUCIE HOSPITAL		517	10	2%	527
BROWARD PARTNERSHIP	6	512	8	2%	526
Palm Garden of Largo		520	4	1%	524
BONIFAY NURSING AND REHAB CENTER		491	33	6%	524
MAGNOLIA FAMILY URGENT CARE		474	48	9%	522
ORLANDO HEALTH CENTER FOR REHABILITATION		507	15	3%	522
FLORIDA DEPARTMENT OF HEALTH CLAY COUNTY	1	421	99	19%	521
ORLANDO VA MEDICAL CENTER		2	519	100%	521
CARENOW	2	286	231	45%	519
SUSANNA WESLEY HEALTH CENTER		482	37	7%	519
HILLCREST HEALTH CARE & REHABILITATION CENTER	3	501	15	3%	519
THE VILLAGES REGIONAL HOSPITAL FREESTANDING		470	48	9%	518
ENZO CLINICAL LABS INC	3	489	26	5%	518
PEDIATRICS BY THE SEA		487	31	6%	518
ST CLOUD REGIONAL MEDICAL CENTER CLINICAL LAB		394	123	24%	517
SOLARIS HEALTHCARE OSCEOLA		492	25	5%	517
LITTLE PINE PEDIATRICS PLLC	3	453	61	12%	517
MIDWAY SPECIALTY CARE CENTER	3	399	114	22%	516

# COVID-19: testing by laboratory

Data through May 3, 2021 verified as of May 4, 2021 at 09:25 AM

Data in this report are provisional and subject to change.

The numbers in the table below represent the number of Florida and non-Florida residents for whom test results were received by the Department of Health. A person can be tested by more than one laboratory and can have both positive and negative results. **Therefore, the sum of the numbers in each column will be larger than the total number of people tested.**

Reporting lab	Inconclusive	Negative	Positive	Percent positive	Total
Solaris HealthCare Windermere		483	33	6%	516
NEW PLANT CITY FAMILY CARE	1	286	228	44%	515
MEMPHIS PATHOLOGY LABORATORY	5	485	24	5%	514
MEDFAST URGENT CARE CENTERS		231	283	55%	514
PARKLANDS FACILITY INC	4	467	42	8%	513
INNOVATIVE GENOMICS, LLC	5	468	39	8%	512
MANOR AT CARPENTERS		479	32	6%	511
CLERMONT HEALTH AND REHABILITATION CENTER		479	32	6%	511
JAMES A HALEY VETERANS HOSPITAL			511	100%	511
ENCOMPASS HEALTH REHABILITATION HOSPITAL OF SUNRISE	8	496	7	1%	511
STARKE FAMILY MEDICAL CENTER		415	93	18%	508
PW WINDERMERE SUBTENANT LLC		504	3	1%	507
WHITE-WILSON MEDICAL CENTER - NICEVILLE		457	50	10%	507
KINDRED HOSPITAL	10	474	22	4%	506
FLO-MEDILAB SERVICES LLC		194	311	62%	505
FLORIDA STATE HOSPITAL CLINICAL LABORATORY		502	3	1%	505
GANDY CROSSING CARE CENTER	1	488	16	3%	505
UNIVERSITY OF CENTRAL FLORIDA HEALTH SERVICES		483	21	4%	504
EMERALD COAST PEDIATRICS & ADOL		439	65	13%	504
Ocala Health and Rehabilitation Center		481	23	5%	504
ASCEND CLINICAL	7	415	81	16%	503
TRINITY REGIONAL REHAB CENTER		477	24	5%	501
CLINICAL PATHOLOGY LABS		388	112	22%	500
BROOKSVILLE HEALTHCARE CENTER LLC		485	14	3%	499
ATLANTIC SHORES NURSING AND REHAB CENTER	1	487	11	2%	499
NORTH FLORIDA RETIREMENT VILLAGE		494	4	1%	498
NEW YORK PRESBYTERIAN - CUMC CLINICAL		477	20	4%	497
PINES OF SARASOTA		488	9	2%	497
PENSACOLA PEDIATRICS MILTON		438	58	12%	496
GOOD SAMARITAN CENTER		493	3	1%	496
MOOSEHAVEN HEALTH CENTER		452	44	9%	496
TIDEWELL HOSPICE INC	2	487	7	1%	496
Cypress Cove Care Center		394	101	20%	495
VITAS LUTHERAN TOWERS INPATIENT PROGRAM		427	65	13%	492
FAIRWAY OAKS CENTER LLC	6	478	6	1%	490
CONSULATE HEALTH CARE OF BAYONET POINT	4	476	10	2%	490
ASSOCIATESMD MEDICAL GROUP INC		418	72	15%	490
Quest Diag Unspecifd	1	326	163	33%	490
SOLARIS HEALTHCARE MERRITT ISLAND		429	60	12%	489
VITAS HEALTHCARE CORPORATION		481	5	1%	486
EPN URGENT CARE		83	403	83%	486
PARTICLE THEORY LABS		460	25	5%	485
MEDIPATH		57	428	88%	485
Williston Care Center		421	63	13%	484
Consulate Health Care of North Fort Myers		471	13	3%	484
Life Care Center of Punta Gorda	1	467	15	3%	483
Parkview Rehabilitation Center at Winter Park		472	10	2%	482

# COVID-19: testing by laboratory

Data through May 3, 2021 verified as of May 4, 2021 at 09:25 AM

Data in this report are provisional and subject to change.

The numbers in the table below represent the number of Florida and non-Florida residents for whom test results were received by the Department of Health. A person can be tested by more than one laboratory and can have both positive and negative results. **Therefore, the sum of the numbers in each column will be larger than the total number of people tested.**

Reporting lab	Inconclusive	Negative	Positive	Percent positive	Total
Darcy Hall Of Life Care		467	14	3%	481
HARTS HARBOR HEALTH CARE CENTER		457	24	5%	481
THE SPRINGS AT BOCA CIEGA BAY		469	11	2%	480
Colonial Lakes Health Care		434	46	10%	480
LA MER NH LLC		471	8	2%	479
AMBULATORY SURGERY CENTER OF BOCA RATON LTD		474	4	1%	478
MOBILE MEDICAL ASSOCIATES PL	17	408	52	11%	477
NAVAL HOSPITAL - JACKSONVILLE		137	340	71%	477
AMEERAH LABS, LLC	2	388	86	18%	476
HEALTHY STEPS PEDIATRICS		424	52	11%	476
FLETCHER HEALTH AND REHABILITATION CENTER		473	3	1%	476
ADVENTHEALTH EXPRESS CARE AT WALGREENS 49TH STREET		405	71	15%	476
LORI MCAULIFFE MD PA		429	46	10%	475
MEDSCAN LABORATORY INC	1	256	218	46%	475
Q ANSWER LAB	1	411	59	13%	471
PALM BEACH PEDIATRICS PA	2	411	58	12%	471
OKEECHOBEE COUNTY HEALTH DEPT	1	344	125	27%	470
NTD_EUROFINS_AIMS		429	40	9%	469
Heartland Healthcare of Ft. Myers	1	465	3	1%	469
TUSKAWILLA NURSING AND REHAB CENTER	2	460	7	1%	469
BHA TITUSVILLE CLINIC		434	35	7%	469
SANTA ROSA CENTER FOR REHABILITATION AND HEALING		397	71	15%	468
SOLARIS HEALTHCARE BAYONET POINT		448	19	4%	467
ABBAY DELRAY		461	6	1%	467
AZALEA TRACE PHYSICIAN SERVICES		459	7	2%	466
BROOKDALE PALMER RANCH	1	407	57	12%	465
MANORCARE HEALTH SERVICES - VENICE		408	56	12%	464
UNIVERSITY OF TAMPA STUDENT HEALTH AND SHC CLINICAL LABORATORY		296	168	36%	464
ELLENTON PEDIATRICS		445	19	4%	464
METROPOLITAN HOSPITAL CENTER		456	8	2%	464
LIFE HOPE LABS, LLC		449	15	3%	464
University Crossing		461	2	0%	463
FAMILY EXPRESS URGENT CARE		5	457	99%	462
THE PALACE MANAGEMENT - THE PALACE AT CORAL GABLES		458	3	1%	461
BODYK		450	10	2%	460
GEORGIA PUBLIC HEALTH LABORATORY		429	31	7%	460
VILLAGE DOCTORS OF KEYSTONE		362	96	21%	458
Manatee Springs Rehabilitation and Nursing Center		438	20	4%	458
FAMILY CARE PARTNERS OF NORTHEAST FLORIDA LLC		379	78	17%	457
TREASURE COAST COMMUNITY HEALTH	3	377	75	16%	455
CLARIDGE HOUSE NURSING CENTER		437	18	4%	455
PALM GARDEN OF WEST PALM BEACH	4	435	15	3%	454
MANOR CARE OF BOYNTON BEACH LLC		429	24	5%	453
INDIAN RIVER CTR, LLC		399	52	12%	451
AYERS HEALTH & REHABILITATION CENTER		444	7	2%	451
ST ANDREWS BAY SKILLED NURSING &		389	61	14%	450
PRO HEALTH		202	248	55%	450



# COVID-19: testing by laboratory

Data through May 3, 2021 verified as of May 4, 2021 at 09:25 AM

Data in this report are provisional and subject to change.

The numbers in the table below represent the number of Florida and non-Florida residents for whom test results were received by the Department of Health. A person can be tested by more than one laboratory and can have both positive and negative results. **Therefore, the sum of the numbers in each column will be larger than the total number of people tested.**

Reporting lab	Inconclusive	Negative	Positive	Percent positive	Total
ST PETERSBURG PEDIATRICS-SEMINOLE BLVD		376	73	16%	<b>449</b>
ORCHARD PARK HEALTH & REHABILITATION		443	6	1%	<b>449</b>
BOULEVARD REHABILITATION CENTER		431	16	4%	<b>447</b>
HEALTHWORKS MED GROUP OF FLORIDA PA	3	435	9	2%	<b>447</b>
ROLLINS COLLEGE WELLNESS CENTER		130	317	71%	<b>447</b>
SMA SPECIALTY MEDICAL LAB		120	327	73%	<b>447</b>
DIAMOND RIDGE HEALTH AND REHABILITATION CENTER		424	22	5%	<b>446</b>
WIMAUMA COMMUNITY HEALTH CENTER		373	73	16%	<b>446</b>
HOLISTIX TREATMENT CENTERS		434	10	2%	<b>444</b>
SAMANTHA WILSON CARE CENTER	4	429	11	2%	<b>444</b>
BLOUNTSTOWN REHABILITATION CENTER LLC		335	108	24%	<b>443</b>
ST PETERSBURG PEDIATRICS-PARK BLVD		401	42	9%	<b>443</b>
EMERITUS AT NAPLES	2	439	1	0%	<b>442</b>
SEASIDE HEALTH AND REHABILITATION CENTER		380	60	14%	<b>440</b>
HARDEE COUNTY HEALTH DEPARTMENT		357	83	19%	<b>440</b>
BROOKDALE LAKE TAVARES		431	8	2%	<b>439</b>
ONESTOP MEDICAL AND URGENT CARE LLC		386	53	12%	<b>439</b>
Bardmoor Oaks Healthcare and Rehabilitation Center		422	14	3%	<b>436</b>
ABBOTT DIAGNOSTICS		409	27	6%	<b>436</b>
Bayside Care Center	1	414	20	5%	<b>435</b>
WATERMARK LAKE POINTE WOODS LLC		417	18	4%	<b>435</b>
APP-UNIPATH, LLC	2	416	15	3%	<b>433</b>
Destin Healthcare and Rehabiliation Center	1	390	40	9%	<b>431</b>
FLORIDA DEPT OF HEALTH IN BREVARD COUNTY	3	364	63	15%	<b>430</b>
AVECINA MEDICAL JULINGTON	1	240	189	44%	<b>430</b>
AVANTE AT OCALA INC	5	394	31	7%	<b>430</b>
PEDIATRIC HEALTH CARE ALLIANCE, PA		387	42	10%	<b>429</b>
DIAGNOSTIC & CLINICAL CARE SERVICES INC DBA		343	85	20%	<b>428</b>
MARION AND BERNARD L SAMSON NURSING CENTER		422	4	1%	<b>426</b>
RENAISSANCE AT THE TERRACES		418	8	2%	<b>426</b>
FLORIDA DEPARTMENT OF HEALTH IN LIBERTY COUNTY	3	324	97	23%	<b>424</b>
FLORIDA HEART & VASCULAR MULTISPECIALTY GROUP PA		322	102	24%	<b>424</b>
ORCHARD RIDGE CARE AND REHABILITATION CENTER		405	19	4%	<b>424</b>
PALMS OF SEBRING		384	38	9%	<b>422</b>
LEHIGH REGIONAL MEDICAL CENTER LAB	2	372	47	11%	<b>421</b>
GARCIA CLINICAL LABORATORY		28	392	93%	<b>420</b>
TAMARAC REHABILITATION & HEALTH CENTER		413	6	1%	<b>419</b>
WALGREENS 3173		382	37	9%	<b>419</b>
PruittHealth Panama City	1	353	64	15%	<b>418</b>
NATIONS BEST FAMILY HEALTH CARE		235	182	44%	<b>417</b>
Solaris Healthcare Lake Bennet		379	38	9%	<b>417</b>
PENSACOLA PEDIATRICS, PA		397	19	5%	<b>416</b>
HCSO OCCUPATIONAL HEALTH AND WELLNESS CENTER		334	82	20%	<b>416</b>
FLORIDA DEPARTMENT OF HEALTH		361	53	13%	<b>414</b>
CHEEK AND SCOTT DRUGS INC		343	71	17%	<b>414</b>
MINUTECLINIC LLC #3671		369	45	11%	<b>414</b>
SABAL DIRECT PRIMARY CARE, PA		334	80	19%	<b>414</b>

# COVID-19: testing by laboratory

Data through May 3, 2021 verified as of May 4, 2021 at 09:25 AM

Data in this report are provisional and subject to change.

The numbers in the table below represent the number of Florida and non-Florida residents for whom test results were received by the Department of Health. A person can be tested by more than one laboratory and can have both positive and negative results. **Therefore, the sum of the numbers in each column will be larger than the total number of people tested.**

Reporting lab	Inconclusive	Negative	Positive	Percent positive	Total
HEALTH PARK CARE CENTER		407	7	2%	414
Timberridge Center for Rehabilitation and Healing		378	35	8%	413
LIFE CARE PONTE VEDRA INC		400	12	3%	412
Life Care Center of Ocala		342	70	17%	412
SUN COUNTRY PEDIATRICS PLLC	9	365	37	9%	411
BAPTIST PRIMARY CARE INC	1	382	27	7%	410
SUNLAND MARIANNA COX MEDICAL CENTER		367	43	10%	410
BAPTIST HEALTH URGENT CARE AT PLANTATION		343	67	16%	410
HEALTH CENTRAL PARK		343	67	16%	410
RITECARE MEDICAL CENTER		318	90	22%	408
BAYSHORE DIAGNOSTICS		362	46	11%	408
TIDE LABORATORIES		362	45	11%	407
BRIDGEWATER PARK HEALTH AND REHAB		374	33	8%	407
BAY VILLAGE OF SARASOTA INC		402	3	1%	405
Bay Breeze Senior Living and Rehabilitation Center		351	53	13%	404
TRI-COUNTY NURSING AND REHABILITATION CENTER INC		389	15	4%	404
UR MEDICINE LABS- CENTRAL LABORATORY		377	26	6%	403
ELMCROFT PINECREST	1	373	27	7%	401
Vi at Lakeside Village Skilled Nursing		384	15	4%	399
HARDEE MANOR HEALTH CARE CENTER	1	393	4	1%	398
ADVENTHEALTH EXPRESS CARE AT		326	72	18%	398
MEDFAST URGENT CARE CENTER		167	231	58%	398
ROSEWOOD HEALTH AND REHABILITATION CENTER		370	27	7%	397
HENDRY REGIONAL MEDICAL CENTER		115	281	71%	396
SPECIALTY HEALTH AND REHABILITATION CENTER		370	25	6%	395
MINI ER AND URGENT CARE		289	105	27%	394
OCEAN VIEW NURSING AND REHAB CENTER		371	22	6%	393
Coastal Health and Rehabilitation Center		380	12	3%	392
EXCEL PEDIATRICS		332	58	15%	390
Solaris Healthcare Coconut Creek		380	10	3%	390
BARBER		13	376	97%	389
MADISON FACILITY INC		382	7	2%	389
AVANTE AT MT DORA		381	8	2%	389
Stacey Health Care Centers Inc. dba Riverside Care Center		358	30	8%	388
BARTON HEALTH ALLIANCE	3	338	46	12%	387
PEACHTREE IMMEDIATE CARE		322	64	17%	386
MY HEALTHY BLUEPRINT BY BAPTIST HEALTH CARE		322	64	17%	386
LASER & SURGERY CENTER OF THE PALM BEACHES		384	2	1%	386
SEA BREEZE REHAB AND NURSING CENTER		376	9	2%	385
CORAL TRACE HEALTH CARE	2	377	5	1%	384
SIGNATURE HEALTHCARE OF NORTH FLORIDA		379	4	1%	383
JACKSONVILLE KIDS PEDIATRICS, PLLC		348	35	9%	383
BAYFRONT MEDICAL		335	47	12%	382
ST CATHERINE'S WEST REHABILITATION HOSPITAL		369	13	3%	382
SERENADES IN THE VILLAGES		329	53	14%	382
BROOKDALE PADDOCK HILLS	2	378	2	1%	382
BOCA BIOLISTICS REFERENCE LABORATORY	3	253	126	33%	382

# COVID-19: testing by laboratory

Data through May 3, 2021 verified as of May 4, 2021 at 09:25 AM

Data in this report are provisional and subject to change.

The numbers in the table below represent the number of Florida and non-Florida residents for whom test results were received by the Department of Health. A person can be tested by more than one laboratory and can have both positive and negative results. **Therefore, the sum of the numbers in each column will be larger than the total number of people tested.**

Reporting lab	Inconclusive	Negative	Positive	Percent positive	Total
VILLAGE DOCTORS FAMILY MEDICAL CENTER OF		314	68	18%	382
Life Care Center at Inverrary		372	10	3%	382
BAPTIST HEALTH SOUTH FLORIDA - WEST BOCA URGENT CARE		318	64	17%	382
NAIA		379	1	0%	380
ACCESS MEDICAL CENTER	1	344	33	9%	378
VETERANS AFFAIRS MEDICAL CENTER - LAKE CITY		52	325	86%	377
24/7 PEDIATRIC CARE CENTERS INC		356	21	6%	377
BAYA PHARMACY WEST		8	368	98%	376
solaris Healthcare Parkway	2	355	19	5%	376
FAIR HAVENS CENTER, OPCO		368	7	2%	375
AVON PARK PEDIATRICS INC	3	332	40	11%	375
LUIS A GHIGLINO MD PA		364	11	3%	375
ARCPPOINT LABS OF SARASOTA MANATEE		292	83	22%	375
KISSIMMEE FACILITY OPERATIONS LLC		349	24	6%	373
SPRINGTREE REHAB & HEALTH CARE CENTER		349	24	6%	373
ADVANCED AMBULATORY SURGERY CENTER		358	14	4%	372
FL HUD DESTIN, LLC D/B/A GRAND BOULEVARD HEALTH		333	39	10%	372
REHABILITATION CENTER OF LAKE CITY, THE		342	29	8%	371
COLOR GENOMICS, INC.	4	361	6	2%	371
URGENT CARE BETHESDA	1	318	52	14%	371
MACDILL AIR FORCE BASE		330	41	11%	371
INFORM DIAGNOSTICS		361	9	2%	370
EPWORTH VILLAGE RETIREMENT COMMUNITY		363	6	2%	369
BEAR CREEK NURSING CENTER		364	5	1%	369
COMMUNITY HEALTH AND REHABILITATION CENTER		306	63	17%	369
ADVENT HEALTH - TAMPA		148	221	60%	369
Palmetto Subacute Care Center		357	11	3%	368
SOLARIS HEALTHCARE IMPERIAL		360	8	2%	368
TRENTON MEDICAL CENTER INC DBA PALMS MEDICAL GROUP	4	270	93	25%	367
LAKE EUSTIS HEALTH AND REHABILITATION CENTER		359	8	2%	367
ELMHURST HOSPITAL CENTER	1	334	31	8%	366
SANFORD LABORATORIES		333	33	9%	366
NAPHCARE, INC AT MANATEE COUNTY JAIL		338	26	7%	364
HOLIDAY CVS LLC DBA CVS/PHARMACY #0440		347	16	4%	363
VILLAGE PLACE NH LLC		327	35	10%	362
ESTERO ISLAND MEDICAL CENTER		287	75	21%	362
HAINES CITY REHABILITATION AND NURSING CENTER		338	24	7%	362
GENETIC TECHNOLOGICAL INNOVATIONS, LLC		349	13	4%	362
TAVARES PEDIATRICS		302	58	16%	360
FAMILY MEDICAL CARE OF PALM BEACH		280	80	22%	360
COLLIER COUNTY JAIL		356	2	1%	358
The Care Center at Pinellas Park	1	345	12	3%	358
RIVERS FAMILY MEDICINE PA		270	87	24%	357
AVANTE AT LEESBURG INC		352	5	1%	357
MANOR CARE OF NAPLES FL LLC		353	4	1%	357
Marshall Health and Rehabilitation Center		307	49	14%	356
HOLLEY NAVARRE MEDICAL CLINIC		274	80	23%	354



# COVID-19: testing by laboratory

Data through May 3, 2021 verified as of May 4, 2021 at 09:25 AM

Data in this report are provisional and subject to change.

The numbers in the table below represent the number of Florida and non-Florida residents for whom test results were received by the Department of Health. A person can be tested by more than one laboratory and can have both positive and negative results. **Therefore, the sum of the numbers in each column will be larger than the total number of people tested.**

Reporting lab	Inconclusive	Negative	Positive	Percent positive	Total
JACKSONVILLE VA UNIVERSITY OPC	4	340	10	3%	354
ST JOSEPH'S HOSPITAL LABORATORY		2	351	99%	353
AVENTURA REHAB AND NURSING CENTER		336	17	5%	353
ARGO SENIOR LIVING AT HAVERHILL		332	21	6%	353
The Grove Health and Rehabilitation		328	24	7%	352
FAMILY CARE PARTNERS OF NE FLORIDA LLC		278	74	21%	352
MY CLINICAL LAB		223	129	37%	352
SUNCOAST URGENT CARE		266	86	24%	352
FOUNTAIN INN NURSING & REHABILITATION CTR, INC		346	6	2%	352
VILLAGE AT VIENNA SQUARE,THE	6	329	17	5%	352
CORAL BAY HEALTHCARE AND REHABILITATION	1	338	12	3%	351
SOUTHWEST ORLANDO FAMILY MEDICINE, PL		290	59	17%	349
MANORCARE AT LELY PALMS		342	7	2%	349
PEDIATRICS IN BREVARD PA- ROCKLEDGE		302	45	13%	347
LIFE BRITE	1	328	18	5%	347
CITY OF PORT SAINT LUCIE		323	24	7%	347
KEY WEST HEALTH AND REHAB	1	338	8	2%	347
SELECT REFERENCE LABORATORIES, LLC	1	333	12	3%	346
HEALTH DESIGNS		332	14	4%	346
USAFSAM/PHE		175	170	49%	345
Avante at St Cloud, Inc.		333	11	3%	344
FLORIDA HEALTH CARE PLANS			344	100%	344
HOSPICE OF LAKE & SUMTER INC	1	334	9	3%	344
RAPID RELIABLE TESTING NY LLC		331	12	3%	343
FRICKS PHARMACY		279	63	18%	342
PALMS REHABILITATION AND HEALTHCARE CENTER		304	38	11%	342
ADVENT HEALTH CENTRA CARE - PALM COAST		80	262	77%	342
REGENTS PARK OF BOCA RATON		336	5	1%	341
POMPANO REHABILITATION AND NURSING CTR		336	5	1%	341
HOLISTIC PEDIATRICS GROUP LLC		318	23	7%	341
Surrey Place Healthcare and Rehabilitation		339	2	1%	341
LabCorp (Non-Interfaced)	2	131	207	61%	340
Concordia Village of Tampa AL		335	5	1%	340
CRONOS CLINICAL LABORATORY	22	227	91	27%	340
DEPARTMENT OF HEALTH BUREAU OF FAMILY		330	9	3%	339
JACKSON PLAZA NURSING & REHAB CENTER	6	323	9	3%	338
MEDICAL CENTER AT OCEAN REEF,THE		321	17	5%	338
MACCLENNY NURSING AND REHAB		320	18	5%	338
RULEME CENTER	2	305	30	9%	337
PORT CHARLOTTE HMA		299	38	11%	337
KENNEDY PAIN CLINIC GROUP LLC		301	34	10%	335
MIAMI CEREBRAL PALSY RESIDENTIAL		334	1	0%	335
PHYSICIANS REGIONAL WALK-IN		196	138	41%	334
GOOD SAMARITAN SOCIETY-DAYTONA		312	21	6%	333
AMERICAN FINNISH NURSING HOME	2	323	8	2%	333
NORTH PINELLAS STATMED QUICK QUALITY CLINICS		236	97	29%	333
FLORIDA KEYS PEDIATRICS & ADOLESCENT CENTER		315	18	5%	333

# COVID-19: testing by laboratory

Data through May 3, 2021 verified as of May 4, 2021 at 09:25 AM

Data in this report are provisional and subject to change.

The numbers in the table below represent the number of Florida and non-Florida residents for whom test results were received by the Department of Health. A person can be tested by more than one laboratory and can have both positive and negative results. **Therefore, the sum of the numbers in each column will be larger than the total number of people tested.**

Reporting lab	Inconclusive	Negative	Positive	Percent positive	Total
EAST RIDGE RETIREMENT VILLAGE		329	3	1%	332
LODGE HEALTH AND REHABILITATION CENTER, THE		298	33	10%	331
DELTONA HEALTH CARE		307	24	7%	331
ST LUCIE EMPLOYEE HEALTH & WELLNESS CENTER		320	11	3%	331
WILLISTON PEDIATRICS PA	1	289	40	12%	330
Life Care Center at Wells Crossing		309	21	6%	330
ST JUDE CHILDREN'S RESEARCH HOSPITAL		315	15	5%	330
EDGEWATER AT WATERMAN VILLAGE,THE		314	16	5%	330
CRYSTAL RIVER HEALTH & REHAB		326	4	1%	330
ROSEN MEDICAL CENTER		287	43	13%	330
ENCOMPASS HEALTH REHABILITATION OF SEA PINES		328	1	0%	329
Avante at Inverness		326	3	1%	329
WESTCHESTER GARDENS LIMITED PARTNERSHIP		319	9	3%	328
SILVER CREEK SENIOR LIVING COMMUNITY		321	5	2%	326
ST JAMES HEALTH AND REHABILITATION CENTER		239	87	27%	326
PIONEER CLINICAL LAB, LLC		212	113	35%	325
AFTER HOURS PEDIATRICS INC	1	1	323	99%	325
SIGNATURE HEALTHCARE AT THE COURTYARD		277	47	15%	324
LUTHERAN HAVEN		314	9	3%	323
DAYTONA BEACH HEALTH AND REHAB CENTER		320	2	1%	322
AVELLINO LAB USA, INC	1	307	13	4%	321
ACCURATE DIAGNOSTIC LABS, INC		303	18	6%	321
TIERRA PINES CENTER		308	13	4%	321
Life Care Center of Sarasota		308	13	4%	321
CROSS POINTE CARE CENTER	2	312	6	2%	320
HEATHER HILL HEALTHCARE CENTER		273	47	15%	320
BIOCEPT		298	22	7%	320
Avante at Orlando	1	313	6	2%	320
West Melbourne Health and Rehabilitation Center		319	1	0%	320
SUNRISE DIAGNOSTIC LABORATORY		267	53	17%	320
TALLAHASSEE NHHI LLC	1	292	27	8%	320
PruittHealth Santa Rosa		225	94	29%	319
FIRST CHOICE PEDIATRICS INC		282	37	12%	319
HUNT CLUB PEDIATRIC ASSOCIATES, P.A.		270	48	15%	318
APOLLO HEALTH & REHABILITATION		310	7	2%	317
MEDEXPRESS LUTZ		3	313	99%	316
CENTERSTONE OF FLORIDA☐		289	26	8%	315
HCTB INC		258	57	18%	315
BAY COUNTY SHERIFFS OFFICE JAIL FACILITY		262	53	17%	315
CONCIMED LLC		283	32	10%	315
ARDEN COURTS OF TAMPA☐	2	307	6	2%	315
HOMESTEAD MANOR	2	271	41	13%	314
GENESIS MEDICAL LABORATORY MIAMI FL.		83	230	73%	313
STATMED QUICK QUALITY CLINIC AT NORTH PINELLAS		66	246	79%	312
CLINICAL LABS OF HAWAII		307	4	1%	311
OSPREY LODGE		250	60	19%	310
220 GOLDEN, LLC	1	292	16	5%	309

# COVID-19: testing by laboratory

Data through May 3, 2021 verified as of May 4, 2021 at 09:25 AM

Data in this report are provisional and subject to change.

The numbers in the table below represent the number of Florida and non-Florida residents for whom test results were received by the Department of Health. A person can be tested by more than one laboratory and can have both positive and negative results. **Therefore, the sum of the numbers in each column will be larger than the total number of people tested.**

Reporting lab	Inconclusive	Negative	Positive	Percent positive	Total
SILVERCREST HEALTH AND REHABILITATION CENTER	3	295	8	3%	306
LAKELAND REGIONAL HEALTH SYSTEMS INC		39	266	87%	305
HIGHLANDS URGENT CARE			305	100%	305
CLARE BRIDGE ORMOND BEACH	1	303			304
PERSONALIZED GENETIC TESTING	3	201	100	33%	304
JUPITER MEDICAL CENTER URGENT CARE - STUART		232	72	24%	304
GULF COAST MEDICAL CENTER		297	6	2%	303
PONTE VEDRA GARDENS		302	1	0%	303
WHITE WILSON MEDICAL IMMEDIATE CARE NICEVILLE		77	226	75%	303
LAKE PARK OF MADISON		291	11	4%	302
SARAPATH DIAGNOSTICS		172	130	43%	302
Chatsworth at PGA National, LLC		287	14	5%	301
AVANTE AT ORMOND BEACH INC		291	9	3%	300
ARCPPOINT LABS OF ST PETERSBURG		209	91	30%	300
CONSULATE HEALTH CARE OF SAFETY HARBOR		293	7	2%	300
FLORIDA ATLANTIC UNIVERSITY STUDENT HEALTH		248	52	17%	300
HAVEN OF OUR LADY OF PEACE INC		292	8	3%	300
DE LUNA HEALTH AND REHABILITATION CENTER		276	23	8%	299
BUENA VISTA URGENT CARE		264	34	11%	298
ELLENTON PEDIATRICS PA		280	18	6%	298
Sunset Point Center		291	6	2%	297
RIVERWOOD HEALTH NH LLC		258	39	13%	297
DISCOVERY VILLAGE AT NAPLES		280	17	6%	297
CYPRESS COVE		290	6	2%	296
BROOKDALE DESTIN		284	12	4%	296
AMERICAN ESOTERIC LAB-BIRMINGHAM		292	4	1%	296
CONEY ISLAND HOSPITAL	1	283	11	4%	295
BAYA POINTE NURSING AND REHABILITATION		212	83	28%	295
renaissance health and rehabilitation center		269	26	9%	295
LONGWOOD FAMILY PRACTICE		226	69	23%	295
USA HEALTH UNIVERSITY HOSPITAL CLINICAL LABORATORY	1	284	10	3%	295
MIDWAY PRIMARY CARE, LLC	11	183	101	34%	295
ALLIANCE PEDIATRICS PA		288	7	2%	295
COLLIER PHARMACY		239	55	19%	294
ST VINCENT'S AMBULATORY CARE INC DBA	2	253	39	13%	294
LAKESIDE NEUROLOGIC		280	13	4%	293
JUPITER MEDICAL CENTER URGENT CENTER		245	48	16%	293
HEARTLAND PEDIATRICS OF LAKE PLACID PA	1	256	36	12%	293
NORTHWEST MEDICAL CENTER CLINICAL LABORATORY		175	118	40%	293
D PEDIATRICS		266	26	9%	292
ARBOR FACILITY INC		288	4	1%	292
PROFESSIONAL URGENT CARE SERVICES		240	52	18%	292
THE RESIDENCE AT TIMBER PINES	4	261	26	9%	291
BIOIQ		243	48	16%	291
AMERICAN HEALTH ASSOCIATES INC	1	270	18	6%	289
PALM GARDEN OF GAINESVILLE	2	285	2	1%	289
Rehabilitation Center for Park Place LLC		278	11	4%	289

# COVID-19: testing by laboratory

Data through May 3, 2021 verified as of May 4, 2021 at 09:25 AM

Data in this report are provisional and subject to change.

The numbers in the table below represent the number of Florida and non-Florida residents for whom test results were received by the Department of Health. A person can be tested by more than one laboratory and can have both positive and negative results. **Therefore, the sum of the numbers in each column will be larger than the total number of people tested.**

Reporting lab	Inconclusive	Negative	Positive	Percent positive	Total
WESTWOOD HEALTHCARE SNF		243	46	16%	289
Solaris Senior Living North Naples ALF		280	9	3%	289
STERLING HOUSE OF DELAND		288	1	0%	289
AUBURN UNIVERSITY MEDICAL CLINIC		227	62	21%	289
DOCTORS MEMORIAL HOSPITAL		158	131	45%	289
AMERICAN RESEARCH LABS		249	39	14%	288
Terrace Health and Rehab		284	4	1%	288
MAGNOLIA DIAGNOSTICS, LLC	4	256	28	10%	288
JACKSONVILLE UNIVERSITY	1	271	16	6%	288
MEDICATION ROOMS-CSU/CI NURSE STATION	1	273	13	5%	287
W FRANK WELLS NURSING HOME		258	29	10%	287
PAVILION FOR HEALTHCARE, THE		284	3	1%	287
FARAH MEDICAL		271	15	5%	286
CHIPOLA HEALTH AND REHAB		268	18	6%	286
QUICK CARE MED LLC	1	226	59	21%	286
PROTEUS MOLECULAR AND CLINICAL LAB	1	172	112	39%	285
SIGNATURE HEALTHCARE OF ORANGE PARK		281	4	1%	285
AMELIA MEDICAL CARE		126	159	56%	285
EHEALTHSCREENINGS, LLC		285			285
PALMS FACILITY INC		269	16	6%	285
WALGREENS 10670		247	37	13%	284
CHIPOLA MEDICAL ASSOCIATES, LLC		207	77	27%	284
LAKE VIEW CARE CENTER AT DELRAY		277	6	2%	283
DAVID SCOTT MADWAR MD PA□		254	29	10%	283
AURORA DIAGNOSTICS BERNHARDT LABORATORIES PATHOLOGY SERVICE		190	93	33%	283
SANDY PINES	2	237	43	15%	282
BROWARD NURSING & REHABILITATION CTR	8	259	15	5%	282
LEESBURG PEDIATRICS		246	36	13%	282
HARBOURWOOD	1	272	7	3%	280
VETERANS AFFAIRS MEDICAL CENTER - MIAMI		2	278	99%	280
WASHINGTON REHAB AND NURSING		269	10	4%	279
BRENTWOOD RETIREMENT COMMUNITY	5	240	34	12%	279
Chatham Glen Healthcare and Rehabilitation Center		269	9	3%	278
MILLENNIUM PHYSICIAN GROUP LLC		241	37	13%	278
PRUITT HEALTH-SANTA ROSA		275	2	1%	277
Crossbreeze care center	1	274	2	1%	277
STAR CARE		230	47	17%	277
HOSPICE OF ST FRANCIS INC□		269	7	3%	276
VILLAGES REGIONAL HOSPITAL SURGERY CENTER LLC, THE		218	58	21%	276
FREEDOM SQUARE NURSING CENTER□		263	12	4%	275
BOND CLINIC, PA		203	72	26%	275
Glades West Rehabilitation and Nursing Center		266	8	3%	274
NASSAU COUNTY JAIL		229	45	16%	274
IMA MEDICAL GROUP		194	80	29%	274
FIRST CHOICE PRIMARY CARE		216	56	21%	272
ATLANTIC URGENT CARE		186	84	31%	270
Premier Place at The Glenview		261	9	3%	270



# COVID-19: testing by laboratory

Data through May 3, 2021 verified as of May 4, 2021 at 09:25 AM

Data in this report are provisional and subject to change.

The numbers in the table below represent the number of Florida and non-Florida residents for whom test results were received by the Department of Health. A person can be tested by more than one laboratory and can have both positive and negative results. **Therefore, the sum of the numbers in each column will be larger than the total number of people tested.**

Reporting lab	Inconclusive	Negative	Positive	Percent positive	Total
PBC FIREFIGHTER BENEFIT FUND WELLNESS CENTER		225	45	17%	270
LEHIGH VALLEY GENOMICS		45	225	83%	270
VI AT BENTLEY VILLAGE HOME CARE		268	1	0%	269
DOS OF NORTH SHORES NURSING & REHAB CENTER		269			269
ADVENT HEALTH CARE CENTER	9	246	14	5%	269
SURREY PLACE CARE CENTER		261	7	3%	268
TRUE NORTH HEALTH NAVIGATION LLC DBA DISPATCHHEALTH	1	221	46	17%	268
SHC College Park		266	2	1%	268
ADVENT HEALTH CENTRA CARE - ORMOND BEACH		113	155	58%	268
ST MARK VILLAGE	1	261	5	2%	267
FORT MYERS REHABILITATION AND NURSING CENTER		240	26	10%	266
THE PLAYERS CHAMPIONSHIP		265			265
Cross Gardens Care Center		264	1	0%	265
Jacaranda Manor		263	2	1%	265
LAKEVIEW INTERNAL MEDICINE		201	64	24%	265
NADAL PEDIATRICS		218	47	18%	265
SERANADES BY SONATA WEST ORANGE		236	29	11%	265
NORTH FLORIDA PEDIATRICS - MARIANNA		223	40	15%	263
CLIFFORD CHESTER SIMS VA NURSING HOME		251	9	3%	260
BRADEN RIVER REHABILITATION CENTER LLC		258	2	1%	260
PATHWAY PHARMACY		216	44	17%	260
Sunnyside Nursing Home		257	3	1%	260
TERRACES OF LAKE WORTH CARE CENTER		247	12	5%	259
CONSULATE HEALTHCARE OF KISSIMMEE		247	12	5%	259
SEAVIEW NURSING AND REHABILITATION CENTER		248	10	4%	258
MIAMI JEWISH HEALTH SYSTEMS, INC	4	244	10	4%	258
FLORIDA WOMAN CARE LABORATORY LLC		232	26	10%	258
ADVENT HEALTH - ORLANDO		195	63	24%	258
AZALEA TRACE		245	13	5%	258
WALGREENS 4915	1	228	28	11%	257
CAREATC CITY OF TAMPA	14	207	36	14%	257
BAYVIEW CENTER		251	6	2%	257
MARTIN MEMORIAL MEDICAL CENTER LAB		128	129	50%	257
VITAS HEALTHCARE CORPORATION OF FL		241	15	6%	256
A PLUS PEDIATRICS		223	32	13%	255
MARTIN ACQUISITION 1 LLC DBA		241	14	5%	255
FELLOWSHIP HOME AT THE FAIRWAY LLC		247	7	3%	254
EVENT MED SERVICES LABORATORY		249	5	2%	254
VETERANS AFFAIRS ORLANDO VA MEDICAL CENTER			254	100%	254
LAKESIDE HEALTH CENTER		251	2	1%	253
CCS - JOSEPH V CONTE		251	2	1%	253
SHELL POINT VILLAGE MEDICAL CENTER		246	7	3%	253
KR at Hillsborough Lakes/Lutz Healthcare		243	10	4%	253
OAKBROOK HEALTH AND REHABILITATION CENTER	1	237	14	6%	252
HOMESTEAD VILLAGE		241	11	4%	252
BARTRAM CROSSING		251			251
GEORGE SAFRAN MD PC		237	14	6%	251

# COVID-19: testing by laboratory

Data through May 3, 2021 verified as of May 4, 2021 at 09:25 AM

Data in this report are provisional and subject to change.

The numbers in the table below represent the number of Florida and non-Florida residents for whom test results were received by the Department of Health. A person can be tested by more than one laboratory and can have both positive and negative results. **Therefore, the sum of the numbers in each column will be larger than the total number of people tested.**

Reporting lab	Inconclusive	Negative	Positive	Percent positive	Total
FLORIDA CLINICAL LABORATORY-BIOREFERENCE LABORATORIES		99	152	61%	251
BUREAU OF CLINICAL LABORATORIES		209	42	17%	251
STUART - FAIRGROUNDS		219	32	13%	251
BARBARA O'REILLY MD PA		246	5	2%	251
Avante at Lake Worth, Inc.	1	242	6	2%	249
UCC - WELLINGTON		3	246	99%	249
Consulate Health Care of St. Petersburg		242	7	3%	249
CARRINGTON PLACE OF ST PETE LLC		242	6	2%	248
ADVENTHEALTH EXPRESS CARE AT WESLEY CH		218	29	12%	247
ADVENT HEALTH - PALM HARBOR ER		199	48	19%	247
ST ANTHONYS REHABILITATION HOSPITAL	9	236	2	1%	247
CARENOW LAKE MARY		45	201	82%	246
Heritage Healthcare at Tallahassee		239	7	3%	246
Orchid Cove at Sarasota		245	1	0%	246
AVECINA MOBILE		121	125	51%	246
SPRINGS AT LAKE POINTE WOODS		244	2	1%	246
KINDRED HOSPITAL THE PALM BEACHES		240	6	2%	246
ST AUGUSTINE HEALTH & REHAB CENTER		244	1	0%	245
Flagler Health and Rehabilitation		242	3	1%	245
EDGEWOOD NURSING CENTER		235	10	4%	245
ROSEWOOD HEALTHCARE & REHABILITATION CENTER		239	6	2%	245
ESCAMBIA COUNTY JAIL	2	178	64	26%	244
MALABAR/ADVENT CENTRA CARE		48	196	80%	244
REGENTS PARK AT AVENTURA		229	15	6%	244
WHITE WILSON MEDICAL CENTER IMMEDIATE CARE		135	108	44%	243
PADDOCK RIDGE		240	3	1%	243
The Ponce Therapy Care Center		239	4	2%	243
ARCHER HEALTH VENTURES, LLC		217	25	10%	242
TGH		1	241	100%	242
SAMIR EBEID MD		219	23	10%	242
HUNT CLUB PEDIATRIC ASSOCIATES PA		169	73	30%	242
life Care Center of Melbourne		224	17	7%	241
GOOD SAMARITAN CARES		236	5	2%	241
PALM GARDEN OF AVENTURA		236	4	2%	240
CENTRAL FLORIDA HEALTH SERVICES		200	40	17%	240
XPRESS URGENT CARE- PORT ST. LUCIE		98	142	59%	240
STERLING HOUSE OF WINTER HAVEN		237	3	1%	240
ADVANCED MEDICAL GROUP		2	238	99%	240
AMERICAN HOUSE SENIOR LIVING		189	51	21%	240
CLARE BRIDGE OF SARASOTA		238	2	1%	240
SOUTHLAND SUITES OF ORMOND BEACH	4	236			240
ORANGE COUNTY HEALTH DEPT		228	11	5%	239
FLORIDA HEALTH CARE PLAN INC		2	235	99%	237
Lake Port Square Health Center		219	18	8%	237
GATTOLINE ENTERPRISES, INC. DBA FAMILY CARE PHARMACY		192	44	19%	236
CAREATC, INC.	1	226	8	3%	235
GUEST HOUSE OCALA, THE		224	11	5%	235



# COVID-19: testing by laboratory

Data through May 3, 2021 verified as of May 4, 2021 at 09:25 AM

Data in this report are provisional and subject to change.

The numbers in the table below represent the number of Florida and non-Florida residents for whom test results were received by the Department of Health. A person can be tested by more than one laboratory and can have both positive and negative results. **Therefore, the sum of the numbers in each column will be larger than the total number of people tested.**

Reporting lab	Inconclusive	Negative	Positive	Percent positive	Total
OAK HAMMOCK AT THE UNIVERSITY OF FLORIDA		229	6	3%	235
BAY VUE NURSING AND REHABILITATION CENTER		224	11	5%	235
BAY TREE CARE AND REHABILITATION CENTER		197	38	16%	235
LCS SANDHILL COVE LLC DBA	6	219	9	4%	234
SOLARIS SENIOR LIVING VERO BEACH		226	8	3%	234
SUNLIFE PHARMACY		205	29	12%	234
NORTH FLORIDA PEDIATRICS PA - DUVAL		204	29	12%	233
FIRSTCARE CLINIC		120	113	48%	233
PINELLAS CARE CENTER		197	36	15%	233
ARDEN COURTS OF FORT MYERS		226	7	3%	233
RIVERSIDE RECOVERY OF TAMPA		231	2	1%	233
MANDARIN PEDIATRICS		210	23	10%	233
VIERA DEL MAR HEALTH AND REHABILITATION CENTER		219	13	6%	232
FORT PIERCE HEALTH CARE		225	7	3%	232
ST PETERSBURG PEDIATRICS-EAST BAY	1	195	35	15%	231
ManorCare Health Services-Palm Harbor	1	229	1	0%	231
Lakewood Nursing Center		198	33	14%	231
Signature healthcare of Jacksonville		226	5	2%	231
CHILDREN MED CARE INC		198	33	14%	231
LYNN HAVEN SPORTS COMPLEX-WALKON CLINIC		21	209	91%	230
LAKE REGIONAL URGENT CARE		12	217	95%	229
ASCENSION MEDICAL GROUP		5	223	98%	228
YOUR FAMILY WALK-IN CLINIC		17	211	93%	228
MORSELIFE MEMORY CARE RESIDENCE		219	9	4%	228
MEDICAL CONSULTANTS OF FLORIDA LLC	1	193	34	15%	228
FLORIDA MEDICAL CLINIC LLC		150	78	34%	228
ARDEN COURTS OF SEMINOLE		187	41	18%	228
WIREGRASS DIRECT PRIMARY CARE PLLC□		190	37	16%	227
ESCAMBIA COUNTY JAIL DETENTION DIVISION		222	5	2%	227
ADVENT HEALTH - LAKE NONA		193	34	15%	227
VILLA MARIA WEST SKILLED NURSING FACILITY		218	8	4%	226
ALLSOUTH URGENT CARE		52	174	77%	226
PARKS HEALTHCARE & REHABILITATION CTR	4	211	11	5%	226
MCW MENTAL HEALTH LLC		222	4	2%	226
BVM THE BRIDGES LLC		223	2	1%	225
ABSOLUTE HEALTH INTERNAL MEDICINE AND PEDIATRICS		200	25	11%	225
NSPIRE HEALTHCARE LAUDERHILL		219	6	3%	225
BORLAND GROOVER CLINIC	1	187	37	16%	225
DOCTORS MEMORIAL FAMILY MEDICINE	2	155	68	30%	225
CORAL GABLES NURSING & REHABILITATION CENTER		214	11	5%	225
PARK MEADOWS HEALTH AND REHABILITATION CENTER		224	1	0%	225
SACRED HEART HEALTH SYSTEM INC		187	38	17%	225
Avante at Melbourne		219	5	2%	224
CORAL REEF NURSING & REHABILITATION CENTER		216	8	4%	224
COLONY CLUB ALF,THE	1	210	13	6%	224
Fouraker Hills Rehab and Nursing		215	9	4%	224
DISCOVERY VILLAGE AT MELBOURNE		197	27	12%	224

# COVID-19: testing by laboratory

Data through May 3, 2021 verified as of May 4, 2021 at 09:25 AM

Data in this report are provisional and subject to change.

The numbers in the table below represent the number of Florida and non-Florida residents for whom test results were received by the Department of Health. A person can be tested by more than one laboratory and can have both positive and negative results. **Therefore, the sum of the numbers in each column will be larger than the total number of people tested.**

Reporting lab	Inconclusive	Negative	Positive	Percent positive	Total
INN AT ASTON GARDENS, THE		216	8	4%	224
VIERA VA OPC		216	7	3%	223
CONSULATE HEALTH CARE OF MELBOURNE		218	5	2%	223
PINNACLES PEDS CARE PA		222			222
MATHISON RETIREMENT COMMUNITY, INC	1	211	10	5%	222
FLAGLER COUNTY DETENTION CENTER		209	13	6%	222
FEDERATION CCRC OPERATIONS CORP		220	2	1%	222
Signature Healthcare of Ormond		220	2	1%	222
ADVENT HEALTH CENTRA CARE - APOPKA NORTH		192	30	14%	222
CCS - PAUL REIN DETENTION FACILITY		156	66	30%	222
BENDERSON FAMILY SKILLED NURSING AND □		204	17	8%	221
Kindred Hospital South Florida Hollywood SNU		213	8	4%	221
SUPERIOR RESIDENCES OF PANAMA CITY BEACH		213	7	3%	220
Boynton Beach Rehabilitation Center	2	213	5	2%	220
CONCORD LIFE SCIENCES LLC	2	201	17	8%	220
JUNO DERMATOLOGY LLC		201	18	8%	219
WOOD LAKE HEALTH AND REHABILITATION CENTER		219			219
ANGELS DIAGNOSTIC GROUP		174	45	21%	219
MEASE COUNTRYSIDE HOSPITAL		2	217	99%	219
ADVENT HEALTH CENTRA CARE - DAYTONA BEACH		94	125	57%	219
PEDIATRIC SPECIALISTS MEDICAL GROUP □	1	193	24	11%	218
MIAMI VA HEALTHCARE SYSTEM			217	100%	217
HEALTHPOINT MED GRP OF THE EMERALD COAST LLC		180	37	17%	217
CLERMONT URGENT CARE		1	216	100%	217
KENILWORTH CARE & REHABILITATION CENTER		200	17	8%	217
LAKE PORT SQUARE		200	17	8%	217
ST. CLOUD REGIONAL MEDICAL CENTER		199	18	8%	217
MACTOWN, INC		215	2	1%	217
THE MANOR AT CARPENTERS		185	32	15%	217
UNIVERSITY OF MIAMI		78	138	64%	216
Hampton Court Nursing and Rehabilitation Center		214	2	1%	216
BROOKDALE ATRIM WAY		210	6	3%	216
SOUTH BALDWIN REGIONAL MEDICAL CENTER		202	14	6%	216
Taylor Care Center		210	5	2%	215
BONITA PHARMACY		195	20	9%	215
GATEWAY/ADVENT CENTRA CARE	1	24	190	88%	215
The Waterford		212	3	1%	215
BOCA RATON REHABILITATION CENTER	4	206	4	2%	214
KEY LARGO - LARGO CARGO		193	21	10%	214
Sunrise Health and Rehabilitation Center		206	8	4%	214
BLOCK, NATION, CHASE, AND SMOLEN FAMILY MEDICINE		157	57	27%	214
LABCORP BURLINGTON	1	157	55	26%	213
CONSULATE HEALTH CARE OF WINTER HAVEN		209	4	2%	213
LIFE CARE CENTER OF PORT ST. LUCIE		201	12	6%	213
San Jose Health & Reabilitation		207	6	3%	213
RITE MEDICAL CARE PC		210	3	1%	213
ARDEN COURTS OF DELRAY BEACH FL LLC	3	200	10	5%	213

# COVID-19: testing by laboratory

Data through May 3, 2021 verified as of May 4, 2021 at 09:25 AM

Data in this report are provisional and subject to change.

The numbers in the table below represent the number of Florida and non-Florida residents for whom test results were received by the Department of Health. A person can be tested by more than one laboratory and can have both positive and negative results. **Therefore, the sum of the numbers in each column will be larger than the total number of people tested.**

Reporting lab	Inconclusive	Negative	Positive	Percent positive	Total
Consulate Healthcare of West Palm Beach		197	16	8%	213
POCONO MEDICAL CENTER		212	1	0%	213
Bayside Health and Rehabilitation		181	31	15%	212
HEALTH FIRST - HOLMES REGIONAL MEDICAL CENTER		32	180	85%	212
FULGENT GENETICS	3	166	43	20%	212
HOSPITAL FOR SPECIAL SURGERY		208	3	1%	211
TUSCAN GARDENS OF PALM COAST		204	6	3%	210
GOOD SAMARITAN SOCIETY OF DELAND		199	11	5%	210
PATRIOT MEDICAL LABORATORIES		202	8	4%	210
GLENRIDGE ON PALMER RANCH,THE		202	8	4%	210
Royal Oaks Nursing and Rehab		209	1	0%	210
Nspire Health Care Kendall		199	10	5%	209
Whispering Oaks	11	175	23	11%	209
PALMS MEDICAL GROUP HIGH SPRINGS		174	35	17%	209
THE PALACE NURSING AND REHABILITATION CENTER		209			209
REGENCY PARK		190	18	9%	208
BAYA URGENT CARE LLC		177	31	15%	208
DOLPHIN POINTE HEALTH CARE LLC		185	23	11%	208
LAB CORP	1	120	87	42%	208
FLORIDA DEPARTMENT OF HEALTH IN TAYLOR COUNTY	1	163	43	21%	207
HIALEAH SHORES NURSING AND REHAB CENTER		199	8	4%	207
JACKSON COUNTY HEALTH DEPARTMENT		154	52	25%	206
TARPON POINT NURSING AND REHABILITATION CENTER		203	3	1%	206
WORKPLACE SCREENING INTELLIGENCE			206	100%	206
NEW YORK CITY DEPARTMENT OF HEALTH & MENTAL		171	35	17%	206
ALL SEASONS NAPLES LLC□		198	8	4%	206
MIRACLE HILL NURSING & REHABILITATION CENTER INC		200	6	3%	206
VILLAGE PEDIATRICS LLC		175	31	15%	206
EDWARD J HEALEY REHAB & NURSING CENTER		206			206
Cross Terrace REhabilitation		203	2	1%	205
PATHGROUP LABS LLC		97	107	52%	204
SENIOR LIVING VII TAMPA LLC□	1	194	9	4%	204
PALM HARBOR FAMILY PRACTICE & WALK-IN		157	47	23%	204
HIGHLANDS LAKE CENTER		199	5	2%	204
PCB CLINIC		159	45	22%	204
BROOKDALE OF SPRING HILL	9	192	2	1%	203
NO FLORIDA PEDIATRICS, PA		176	27	13%	203
JACKSONVILLE NURSING AND REHAB CENTER		195	8	4%	203
POLK COUNTY HEALTH DEPARTMENT		178	24	12%	202
AMA MEDICAL GROUP LLC		170	32	16%	202
BARKLEY PLACE	1	196	5	2%	202
VAMC WEST PALM LAB		5	196	98%	201
WALGREENS #06012		174	27	13%	201
Governors Creek Health and Rehabilitation	1	198	2	1%	201
HERITAGE HEALTHCARE AND REHABILATION CENTER		195	5	3%	200
GRACE PEDIATRICS		168	31	16%	199
ADVENT HEALTH - CARROLLWOOD	4	169	26	13%	199

# COVID-19: testing by laboratory

Data through May 3, 2021 verified as of May 4, 2021 at 09:25 AM

Data in this report are provisional and subject to change.

The numbers in the table below represent the number of Florida and non-Florida residents for whom test results were received by the Department of Health. A person can be tested by more than one laboratory and can have both positive and negative results. **Therefore, the sum of the numbers in each column will be larger than the total number of people tested.**

Reporting lab	Inconclusive	Negative	Positive	Percent positive	Total
AVANTE OF BOCA RATON		198	1	1%	199
Lehigh Acres Health and Rehabilitation		186	12	6%	198
LAUREL POINT CARE ACQUISITION LLC DBA SANDGATE GARDENS REHAB AND NURSI		171	27	14%	198
NSPIRE HEALTHCARE TAMARAC		158	40	20%	198
DEPARTMENT OF HEALTH & HUMAN SERVICES		198			198
NADAL PEDIATRICS - VICTORIA STREET (3385)		167	30	15%	197
MD NOW MEDICAL CENTERS INC		153	44	22%	197
BRANDON COMMUNITY HEALTH CENTER		170	27	14%	197
FORT WALTON REHABILITATION CENTER		158	39	20%	197
CARE CENTERS OF NASSAU		194	3	2%	197
PALM GARDEN OF PINELLAS		197			197
RIVERWOOD CENTER,THE		186	10	5%	196
ABBIEJEAN RUSSELL CARE CENTER		195	1	1%	196
Heritage Park Rehabilitation & Healthcare		177	18	9%	195
JEFFERSON COUNTY HEALTH DEPARTMENT-MONTICELLO		154	41	21%	195
FLORIDA DEPARTMENT OF HEALTH IN ALACHUA COUNTY -		179	16	8%	195
BRUCE S WEST MD	1	193	1	1%	195
KINDRED HOSPITAL MELBOURNE	1	188	6	3%	195
WALGREENS #04809	1	172	21	11%	194
BEACON AT GULF BREEZE, THE	2	181	11	6%	194
VIPEDIATRICS PLLC		178	16	8%	194
CVS		48	146	75%	194
SUMMERFIELD EMERGENCY ROOM		146	47	24%	193
FLORIDA HEALTH CARE PLANS INC		2	191	99%	193
SARNO EXTENDED HOURS		124	69	36%	193
CHARTER SENIOR LIVING OF PANAMA CITY BEACH		172	21	11%	193
FINLAY CLINICAL LABORATORY INC	1	39	153	79%	193
GEORGIA DEPARTMENT OF PUBLIC HEALTH	1	5	186	97%	192
NORTH BEACH REHABILITATION CENTER		190	2	1%	192
FIRST CHOICE PEDIATRICS SEMORAN		98	94	49%	192
LAKE WALES OPERATING GROUP LLC		187	5	3%	192
CYPRESS POINT LIVING, LLC		177	15	8%	192
HEALTH LINK DIAGNOSTIC LABORATORIES		182	9	5%	191
EMBRY RIDDLE AERONAUTICAL UNIVERSITY HEALTH SERVICES		1	190	99%	191
NEO GENOMICS - FORT MYERS	1	183	6	3%	190
SEMINOLE TRIBE OF FLORIDA		158	32	17%	190
Belleair Healthcare Center		184	6	3%	190
GLADES HEALTH CARE CENTER		187	3	2%	190
TUSCAN GARDENS OF VENETIA MANAGEMENT COMPANY		175	14	7%	189
PHYSICIANS REGIONAL MEDICAL CENTER - PINE RIDGE		20	169	89%	189
CANTERFIELD OF OCALA, LLC		178	11	6%	189
ARDEN COURTS OF LARGO FL, LLC		167	22	12%	189
VIERA MANOR ASSISTED LIVING RESIDENCE		182	7	4%	189
The Inn at Sarasota Bay Club		186	3	2%	189
SUNY UPSTATE MEDICAL UNIVERSITY		173	15	8%	188
NO FLORIDA PEDIATRICS, PA - BRADFORD		158	30	16%	188
HAWKINS FAMILY MEDICINE LLC	1	136	51	27%	188



# COVID-19: testing by laboratory

Data through May 3, 2021 verified as of May 4, 2021 at 09:25 AM

Data in this report are provisional and subject to change.

The numbers in the table below represent the number of Florida and non-Florida residents for whom test results were received by the Department of Health. A person can be tested by more than one laboratory and can have both positive and negative results. **Therefore, the sum of the numbers in each column will be larger than the total number of people tested.**

Reporting lab	Inconclusive	Negative	Positive	Percent positive	Total
NIGHT LITE PEDIATRICS WINTER GARDEN		144	44	23%	188
HEARTLAND SOUTH JACKSONVILLE OF JACKSONVILLE FL ,		188			188
ZON BEACHSIDE LLC□		151	37	20%	188
ROSECASTLE OF ZEPHRHILLS		185	3	2%	188
LIFE CARE CENTER OF ALTAMONTE SPRINGS		157	31	16%	188
BENTON HOUSE AT OAKLEAF		158	30	16%	188
OCEAN REEF MEDICAL CENTER		150	38	20%	188
WOMEN'S CARE FLORIDA LABORATORY		183	5	3%	188
WEST COAST FAMILY MEDICAL CARE		152	35	19%	187
US MEDICAL CARE, INC		164	23	12%	187
PLANTATION NURSING & REHAB CENTER		187			187
ANTHEM LAKES LLC		151	35	19%	186
AMERICAN FAMILY MEDICAL LLC		143	43	23%	186
CSL PLASMA		31	155	83%	186
BAY EDUCATORS WELLNESS CENTER		127	59	32%	186
PRIMECARE OF DOTHAN		131	54	29%	185
ADVENT		172	13	7%	185
CANTERFIELD OF CLAY COUNTY		147	38	21%	185
BAPTIST HEALTH PRIMARY CARE	1	134	50	27%	185
PPC-LAB EDI ORCHARD BI		176	9	5%	185
MINUTECLINIC DIAGNOSTIC OF TEXAS, LLC		168	17	9%	185
WEST		164	21	11%	185
PEDIATRICS OF GREATER ORLANDO		157	28	15%	185
ST. JAMES BAY HEALTH AND REHABILITATION CENTER		183	1	1%	184
BROOKDALE ORANGE PARK		182	2	1%	184
EXOSOME DIAGNOSTICS	1	163	19	10%	183
MERCY MEDICAL URGENT CARE CENTER INC		126	57	31%	183
ADVENT HEALTH CENTRA CARE - WESLEY CHAPEL		13	170	93%	183
RDV SPORTSPLEX PEDIATRICS		154	29	16%	183
Emory L Bennett State Veterans Nursing Home		178	3	2%	181
STERLING HOUSE OF PUNTA GORDA		180	1	1%	181
ARDEN COURTS OF PALM HARBOR		160	20	11%	180
KINDRED HOSPITAL - SOUTH FLORIDA		176	4	2%	180
BRIGHTON EGGERT PHARMACY INC		173	7	4%	180
EAST NEW YORK DIAGNOSTIC AND TREATMENT		171	9	5%	180
GULFCOAST PEDIATRICS		169	11	6%	180
NORTH FLORIDA INTERNAL MEDICINE PA		145	34	19%	179
MOBILE INFIRMARY MED CENTER PATH LAB		164	15	8%	179
QUEENS HOSPITAL CENTER	1	168	10	6%	179
LAKEVIEW TERRACE RETIREMENT COMMUNITY		159	19	11%	178
MID FLORIDA PATHOLOGY LLC MOBILE UNIT #4		125	53	30%	178
CAYUGA MEDICAL CENTER AT ITHACA		173	5	3%	178
QUALITY URGENT CARE AND WELLNESS PL	3	128	47	26%	178
PEDIATRIC ASSOCIATES AT ARGYLE PA		171	7	4%	178
TRADITION MEDICAL CENTER LABORATORY		55	122	69%	177
ADVENT HEALTH CENTRA CARE - CARROLLWOOD		5	172	97%	177
ROSECASTLE OF CITRUS		147	30	17%	177

# COVID-19: testing by laboratory

Data through May 3, 2021 verified as of May 4, 2021 at 09:25 AM

Data in this report are provisional and subject to change.

The numbers in the table below represent the number of Florida and non-Florida residents for whom test results were received by the Department of Health. A person can be tested by more than one laboratory and can have both positive and negative results. **Therefore, the sum of the numbers in each column will be larger than the total number of people tested.**

Reporting lab	Inconclusive	Negative	Positive	Percent positive	Total
FHMG-FLORIDA HOSPITAL MEDICAL GROUP		150	26	15%	176
ASTON GARDENS AT PELICAN MARSH		169	7	4%	176
MINUTECLINIC DIAGNOSTIC		166	10	6%	176
GENE BY GENE		61	115	65%	176
SUWANNEE VALLEY NURSING CENTER		162	14	8%	176
KINDRED HOSPITAL SOUTH FLORIDA		141	35	20%	176
Madison Health and Rehabilitation Center		139	36	21%	175
ORLANDO HEALTH EMERGENCY DEPARTMENT		163	12	7%	175
COASTAL INTERNAL MEDICINE		134	40	23%	174
Signature Healthcare of Palm Beach		172	2	1%	174
CENTRAL FLORIDA HEALTHCARE GROUP LLC		151	23	13%	174
BAYCARE HEALTH SYSTEMS	1	6	167	96%	174
HAZELDEN FLORIDA	1	166	7	4%	174
ANCHOR CARE AND REHABILITATION CENTER		173	1	1%	174
URGENT CARE OF THE PALM BEACHES, NORTH PALM BEACH			172	100%	172
WOODBIDGE FACILITY INC		166	6	3%	172
FLORIDA DEPARTMENT OF HEALTH IN WALTON COUNTY		155	16	9%	171
SOMERBY LAKE NONA		164	7	4%	171
TERRACE AT HOBE SOUND, THE	1	158	12	7%	171
BROOKDALE FORT MYERS THE COLONY		167	4	2%	171
HEARTLAND HEALTHCARE AND REHAB CENTER		146	24	14%	170
FINNISH AMERICAN REST HOME-ALF		168	2	1%	170
CARE RESOURCE COMMUNITY HEALTH CENTERS INC		158	11	7%	169
WILTON MANORS HEALTH & REHABILITATION CENTER		160	9	5%	169
ADVENT HEALTH CENTRA CARE - TEMPLE TERRACE	1	104	64	38%	169
Life Care Center of Orlando		164	5	3%	169
BIGGERS FAMILY MEDICINE PA	1	152	15	9%	168
HARBOR BEACH NURSING AND REHABILITATION CENTER		140	28	17%	168
Peninsula Care and Rehab		156	12	7%	168
WESLEY HAVEN VILLA	1	132	35	21%	168
PANAMA CITY DEVELOPMENTAL CENTER□		168			168
ADVENTHEALTH MEDICAL GROUP FAMILY MEDICINE AT		126	41	25%	167
MEADOWCREST FAMILY PHYSICIANS		98	69	41%	167
OSPREY VILLAGE AT AMELIA ISLAND LTD		157	10	6%	167
ST JOHNS COUNTY DETENTION CENTER		166			166
ANYLABTEST NOW		158	8	5%	166
THE ARLINGTON OF NAPLES INC.		162	3	2%	165
CITRUS HEALTH AND REHAB		132	33	20%	165
BROOKDALE BONITA SPRINGS		162	3	2%	165
ATMORE COMMUNITY HOSPITAL LABORATORY		136	29	18%	165
CITRUS MEMORIAL HOSPITAL			165	100%	165
NORTH PORT REHABILITATION AND NURSING CENTER□		163	1	1%	164
JPR URGENT MEDICAL CARE		159	5	3%	164
HOSPICE OF THE TREASURE COAST		159	5	3%	164
KRYSTAL BAY NURSING AND REHABILITATION		158	6	4%	164
SOUTH GEORGIA MEDICAL CENTER		111	53	32%	164
WRIGHTS HEALTH CARE AND REHABILITATION CENTER		134	30	18%	164



# COVID-19: testing by laboratory

Data through May 3, 2021 verified as of May 4, 2021 at 09:25 AM

Data in this report are provisional and subject to change.

The numbers in the table below represent the number of Florida and non-Florida residents for whom test results were received by the Department of Health. A person can be tested by more than one laboratory and can have both positive and negative results. **Therefore, the sum of the numbers in each column will be larger than the total number of people tested.**

Reporting lab	Inconclusive	Negative	Positive	Percent positive	Total
Nemours Children's Urgent Care		80	84	51%	164
GRAVITY DIAGNOSTICS		56	107	66%	163
PRECISION GENETICS, INC		157	6	4%	163
BRADENTON HEALTH CARE		163			163
TRI COUNTY NURSING HOME		162	1	1%	163
PROMPT CARE OF CENTRAL FLORIDA			163	100%	163
ISLAND HEALTH AND REHABILITATION CENTER		159	4	2%	163
WALTON PLACE		162			162
GARDENS HEALTH NH LLC		159	3	2%	162
DESOTO PALMS ALF		155	6	4%	161
MAINSTREAM DIAGNOSTIC LABORATORY LLC		136	25	16%	161
CHERRY OAK PALM BEACH COUNTY		153	8	5%	161
ALLCARE MEDICAL CENTERS PC		137	24	15%	161
KEYSTONE REHAB		160			160
GREENBRIAR REHABILITATION AND NURSING CENTER	1	159			160
TUSCAN ISLE CHAMPIONSGATE OP CO LLC		158	2	1%	160
F&T MEDICAL RESEARCH, INC		160			160
ARCADIA HEALTH AND REHABILITATION CENTER		100	60	38%	160
BROOKDALE PENSACOLA		158	1	1%	159
POINTE, THE		131	28	18%	159
MINUTECLINIC DIAGNOSTIC OF SOUTH CARO		134	24	15%	158
GRAND AVE PHARMACY		112	46	29%	158
FAWCETT MEMORIAL HOSPITAL LABORATORY			158	100%	158
WUESTHOFF REF LABORATORY			158	100%	158
MAGNOLIA MEDICAL CLINIC		47	111	70%	158
ALL FLORIDA FAMILY AND SPORTS MEDICINE		134	23	15%	157
OCALA CBOC		147	10	6%	157
AMERICAN HOUSE COCONUT POINT		136	21	13%	157
DOCTORS MEMORIAL FAMILY PRACTICE	2	119	36	23%	157
TIMBERRIDGE NURSING HOME & REHAB		123	34	22%	157
GABISA MEDICAL LLC		155	1	1%	156
Englewood Healthcare and Rehab		141	15	10%	156
PROVIDENCE HOSPITAL LABORATORY		147	9	6%	156
WALGREENS 6221		138	18	12%	156
MD NOW MEDICAL CENTERS, INC.		121	35	22%	156
OPPENHEIMER PLASTIC SURGERY LLC		150	5	3%	155
FAMILY EXTENDED CARE OF CENTRAL TAMPA		137	18	12%	155
PHYSICIAN PARTNERS PERRY		91	64	41%	155
COCOA BEACH/ADVENT CENTRA		41	114	74%	155
DIAMOND RIDGE		147	8	5%	155
PALMETTTO FACILITY INC	1	153			154
CORE BIO LABS		76	78	51%	154
PRUITT HEALTH		152	2	1%	154
FAWCETT MEMORIAL HOSPITAL-LAB		39	115	75%	154
SUNNY HILLS ALF OF SEBRING INC		140	13	8%	153
SACRED HEART MEDICAL GROUP URGENT CARE		126	27	18%	153
LABORATORY OF FLORIDA		97	55	36%	152

# COVID-19: testing by laboratory

Data through May 3, 2021 verified as of May 4, 2021 at 09:25 AM

Data in this report are provisional and subject to change.

The numbers in the table below represent the number of Florida and non-Florida residents for whom test results were received by the Department of Health. A person can be tested by more than one laboratory and can have both positive and negative results. **Therefore, the sum of the numbers in each column will be larger than the total number of people tested.**

Reporting lab	Inconclusive	Negative	Positive	Percent positive	Total
LEE MEMORIAL HEALTH SYSTEM HEALTH FAIR		146	6	4%	152
WILLOW BROOKE COURT AT AZALEA TRACE		149	3	2%	152
NAPHCARE, INC.		142	10	7%	152
CRANE CENTER		121	31	20%	152
AEGIS MEDICAL GROUP		128	24	16%	152
NAVARRE GARDENS LLC		127	25	16%	152
CLEARWATER STATMED QUICK QUALITY CLINICS		43	109	72%	152
ADVENTHEALTH HOSPICE CARE CENTRAL FLORIDA		147	4	3%	151
PALM BEACH COUNTY HEALTH DEPT LAB	4	140	7	5%	151
TGH URGENT CARE – SEMINOLE			151	100%	151
OHI WEST INC		138	13	9%	151
CORNERSTONE MEDICAL CARE OF BRANDON PL		123	28	19%	151
LONGWOOD CARDIOLOGY			151	100%	151
Centre Pointe Health and Rehabilitation Center		140	11	7%	151
MACKOUL PEDIATRICS FORT MYERS		130	21	14%	151
Lakeside Oaks Care Center		146	5	3%	151
REFUAH HEALTH CENTER LABORATORY		143	8	5%	151
ORANGE COUNTY CORRECTIONS HEALTH SERVICES		121	30	20%	151
REGENCY OAKS HEALTH CENTER		149	2	1%	151
GOLD CHOICE SENIOR COMMUNITIES		109	41	27%	150
SONATA COCONUT CREEK	2	125	23	15%	150
The Crossroads		149	1	1%	150
CROSSWINDS HEALTH AND REHABILITATION CENTER	1	147	2	1%	150
PRECISION HEALTH RESOURCES, LLC	1	133	15	10%	149
Oakhurst Center		142	7	5%	149
MILLENNIUM LAB SERVICES			148	100%	148
MINUTECLINIC LLC #4987		131	17	11%	148
MEMORY CARE OF NAPLES		147	1	1%	148
LIFE CARE CENTER OF JACKSONVILLE□		127	21	14%	148
SEAGRASS VILLAGE FLEMING ISLAND		111	37	25%	148
East Bay Rehabilitation Center		113	35	24%	148
MED COMP SCIENCES		3	145	98%	148
ALLIANCE PEDIATRICS		116	32	22%	148
PROVISTA DIAGNOSTICS, INC		144	3	2%	147
DAYSPRING VILLAGE		125	22	15%	147
SANIBEL INTERNAL MEDICINE, LLC		142	5	3%	147
CLINICA HISPANA		1	146	99%	147
WEDGEWOOD HEALTHCARE CENTER		94	52	36%	146
Quail Run Health Care Center		146			146
BOSTON RED SOX CLUB LP		144	2	1%	146
WINDSOR OF LAKEWOOD RANCH,THE		144	2	1%	146
BROOKDALE CAPE CORAL		145			145
ADVENTHEALTH CENTRA CARE PONCIANA	1	81	63	43%	145
DAYSPRING SENIOR LIVING LLC		143	2	1%	145
REGENCY CARE OF BLOUNTSTOWN LLC		135	10	7%	145
WILLOWBROOKE COURT AT ST ANDREWS ESTATES		139	5	3%	144
LANDMARK HOSPITAL SOUTHWEST FLORIDA LLC		139	5	3%	144

# COVID-19: testing by laboratory

Data through May 3, 2021 verified as of May 4, 2021 at 09:25 AM

Data in this report are provisional and subject to change.

The numbers in the table below represent the number of Florida and non-Florida residents for whom test results were received by the Department of Health. A person can be tested by more than one laboratory and can have both positive and negative results. **Therefore, the sum of the numbers in each column will be larger than the total number of people tested.**

Reporting lab	Inconclusive	Negative	Positive	Percent positive	Total
NORTHEAST FLORIDA STATE HOSP-NURSING		143	1	1%	<b>144</b>
KINDRED HOSPITAL NORTH FLORIDA	3	133	8	6%	<b>144</b>
SUMMIT MEDICAL GROUP		132	12	8%	<b>144</b>
MV MEDICAL PRACTICE DBA PRIMARY URGENT CARE		137	7	5%	<b>144</b>
GRAND VILLA OF ORMOND BEACH		138	6	4%	<b>144</b>
NCRNC INC		140	4	3%	<b>144</b>
FG RAPID		138	5	3%	<b>143</b>
SMILEY MEDICAL GROUP		108	35	24%	<b>143</b>
JEFFERY WEINZWEIG		2	141	99%	<b>143</b>
OAKS OF KISSIMMEE HEALTH AND REHABILITATION CENTER		140	3	2%	<b>143</b>
DB MD		126	16	11%	<b>142</b>
TURNING POINT OF TAMPA		133	8	6%	<b>141</b>
RESEARCH CENTERS OF AMERICA, LLC		117	24	17%	<b>141</b>
PORT ST LUCIE REHABILITATION AND HEALTHCARE		98	43	30%	<b>141</b>
NOVARI CARE LLC		97	44	31%	<b>141</b>
LabCorp L#09258090 M#09258105		74	67	48%	<b>141</b>
UNITED CLINICAL LABORATORIES		132	9	6%	<b>141</b>
COASTAL DETOX		138	3	2%	<b>141</b>
MINUTECLINIC DIAGNOSTIC OF NORTH CAROL		116	25	18%	<b>141</b>
GATEWAY CARE CENTER		139	2	1%	<b>141</b>
DIAGNOSTIC LABORATORY OF OKLAHOMA		115	26	18%	<b>141</b>
ARDEN COURTS OF LELY PALMS□		138	2	1%	<b>140</b>
CARENOW URGENT CARE - LAKE MARY			140	100%	<b>140</b>
A2Z DIAGNOSTICS		138	1	1%	<b>139</b>
Gulf Coast Healthcare (Longwood Health and Rehab		118	21	15%	<b>139</b>
GRAND OAKS HEALTH & REHABILITATION		138	1	1%	<b>139</b>
JOHN KNOX VILLAGE OF CENTRAL FLORIDA		134	5	4%	<b>139</b>
AHEC CLINIC		8	130	94%	<b>138</b>
DOCTOR'S IN HOUSE LABORATORY		18	120	87%	<b>138</b>
Lakeside Nursing and Rehabilitation Center	1	112	25	18%	<b>138</b>
GRAND VILLA OF LAKELAND		132	6	4%	<b>138</b>
AMERICAN PATHOLOGY PARTNERS		136	2	1%	<b>138</b>
ADVENT HEALTH CENTRA CARE - CITRUS PARK		9	129	93%	<b>138</b>
ADVENT HEALTH CENTRA CARE - DELAND		28	110	80%	<b>138</b>
MANOR AT BLUEWATER BAY		131	7	5%	<b>138</b>
BIODESIX, INC.		106	32	23%	<b>138</b>
MANOR CARE OF PALM HARBOR		135	3	2%	<b>138</b>
WELLNOW URGENT CARE PC		136	2	1%	<b>138</b>
HIGHLANDS MEDICAL CENTER		135	3	2%	<b>138</b>
HARBORCHASE OF VERO BEACH	1	117	19	14%	<b>137</b>
SURFSIDE URGENT CARE		111	26	19%	<b>137</b>
SPRING HAVEN RETIREMENT	1	133	3	2%	<b>137</b>
ADVENT HEALTH - FOUR CORNERS ER		100	37	27%	<b>137</b>
CLARE BRIDGE OF CAPE CORAL	1	136			<b>137</b>
LONGWOOD HEALTH AND REHABILITATION CENTER		125	12	9%	<b>137</b>
SONATA DELRAY BEACH		125	11	8%	<b>136</b>
OMNI HEALTHCARE, INC		129	7	5%	<b>136</b>

# COVID-19: testing by laboratory

Data through May 3, 2021 verified as of May 4, 2021 at 09:25 AM

Data in this report are provisional and subject to change.

The numbers in the table below represent the number of Florida and non-Florida residents for whom test results were received by the Department of Health. A person can be tested by more than one laboratory and can have both positive and negative results. **Therefore, the sum of the numbers in each column will be larger than the total number of people tested.**

Reporting lab	Inconclusive	Negative	Positive	Percent positive	Total
LABCORP RTP		54	82	60%	136
ADVENT HEALTH CENTRA CARE - ORANGE CITY	1	53	82	60%	136
VILLAGE ON THE ISLE☐		130	6	4%	136
PACIFICA SUNRISE☐		128	8	6%	136
ARIZONA DEPARTMENT OF HEALTH SERVICES		5	131	96%	136
SONATA WEST		133	2	1%	135
SUMMIT MEDICAL GROUP PA		122	13	10%	135
PEDIATRIC SERVICES AND BREATHING CENTER PA		106	29	21%	135
PEDIATRIC CARE CENTER		135			135
IRL MARKET LAB ALACHUA		104	31	23%	135
BAY REGIONAL URGENT CARE	1	91	43	32%	135
OAKS OF CLEARWATER, THE		132	3	2%	135
ST PETERSBURG PEDIATRICS-MLK JUNIOR BLVD		125	10	7%	135
SEVEN HILLS HEALTH AND REHABILITATION CENTER		119	16	12%	135
SUNY UPSTATE OVERFLOW LABORATORY		134			134
SOUTH CAMPUS FACILITY INC		122	12	9%	134
SONNIS PEDIATRICS PA		118	16	12%	134
STEWART MEDICAL GROUP		34	100	75%	134
ADVANCED MEDICAL CENTER		86	48	36%	134
SANDALWOOD NURSING CENTER		127	7	5%	134
VITAS HEALTHCARE		123	11	8%	134
PANCARE HEALTH GULF COUNTY		104	29	22%	133
The Crossings		131	2	2%	133
MINUTECLINIC DIAGNOSTIC OF NORTH CARO		118	15	11%	133
THE REHABILITATION CENTER OF LAKE CITY		127	5	4%	132
MICRO PATH LABORATORIES INC		129	3	2%	132
QUALITY URGENT CARE AND WELLNESS		88	44	33%	132
AMERICAN HOUSE-BONITA SPRINGS☐		131	1	1%	132
VITAS HEALTHCARE CORPORATION OF FLORIDA		128	4	3%	132
ROHR HOME		127	5	4%	132
ALTERNATIVE LIVING, INC DBA TWIN CITIES PAVILION		129	3	2%	132
CENTRACARE		18	114	86%	132
DIATHERIX LABORATORIES		76	56	42%	132
KINGS BAY PEDIATRICS LLC		126	6	5%	132
LAKELAND REGIONAL HEALTH LAKE MIRIAM	3	87	42	32%	132
SIGNATURE HEALTHCARE OF PORT CHARLOTTE		124	7	5%	131
HEARTLAND PHARMACY LAKE PLACID, INC		99	32	24%	131
FOUNTAINS OF HOPE LLC, THE		130	1	1%	131
ARBOR TERRACE SAN JOSE LLC	3	126	2	2%	131
Alhambra Health and Rehabilitation		131			131
INTEGRATED REGIONAL LABORATORIES		119	12	9%	131
THE WELLNESS CENTER AT LAKEWOOD RANCH		43	88	67%	131
MEYER PEDIATRICS		114	16	12%	130
BLOCK NATION CHASE		105	25	19%	130
ARDEN COURTS OF WEST PALM BEACH		125	5	4%	130
CHARLES CROFT MD	1	127	2	2%	130
MOOSEHAVEN LIFE CARE CENTER		130			130

# COVID-19: testing by laboratory

Data through May 3, 2021 verified as of May 4, 2021 at 09:25 AM

Data in this report are provisional and subject to change.

The numbers in the table below represent the number of Florida and non-Florida residents for whom test results were received by the Department of Health. A person can be tested by more than one laboratory and can have both positive and negative results. **Therefore, the sum of the numbers in each column will be larger than the total number of people tested.**

Reporting lab	Inconclusive	Negative	Positive	Percent positive	Total
COQUINA CENTER		125	5	4%	130
KEYSTYLE LIVING LLC	1	127	1	1%	129
QUICK CARE MED PL CR		80	49	38%	129
LIFESTREAM BEHAVIORIAL CENTER		104	25	19%	129
AVOW HOSPICE INC		129			129
EMERALD COAST BEHAVIORAL HOSPITAL		122	7	5%	129
MORTON PLANT HOSPITAL NURSING		2	127	98%	129
TRI-COUNTY NURSING HOME		117	12	9%	129
TGH URGENT CARE – TYRONE		3	126	98%	129
PANAMA PHARMACY	3	108	18	14%	129
BMHSI-AEL MICROBIOLOGY LABORATORY	2	102	25	19%	129
SUNRISE SENIOR LIVING OF JACKSONVILLE		120	9	7%	129
GRAND VILLA OF DELAND		120	8	6%	128
SOLARIS SENIOR LIVING OF MERRITT ISLAND		123	5	4%	128
SHOAL CREEK REHABILITATION CENTER		85	42	33%	127
IQBAL A FARUQUI MD		93	34	27%	127
ORANGE PARK PEDIATRICS		116	11	9%	127
SEMINOLE SPORTS AND FAMILY MEDICINE		111	16	13%	127
HILLSBOROUGH COUNTY DEVELOPMENTAL CTR	1	117	9	7%	127
GESSLER CLINIC PA		98	29	23%	127
THE CLUB AND REHABILITATION CENTER		126	1	1%	127
THE COURTYARD ASSISTED LIVING		123	4	3%	127
KINDRED HOSPITAL-BAY AREA-ST PETERSBURG LAB	1	120	6	5%	127
L&S SENIOR CARE DBA ARCADIA OAKS	4	122	1	1%	127
FLORIDA DEPARTMENT OF HEALTH IN LAKE COUNTY	1	79	46	37%	126
TIFFANY HALL NURSING AND REHAB CENTER		117	9	7%	126
DOCTOR TODAY TLC LLC		84	41	33%	125
VITAS HEALTHCARE CORP OF FLORIDA		124	1	1%	125
WINDERMERE MEDICAL CENTER		119	6	5%	125
PUTNAM COUNTY SHERIFFS OFFICE		115	10	8%	125
PRIME HEALTH OF NORTH PORT LLC		105	20	16%	125
BROOKDALE PALM COAST		125			125
LATE HOURS URGENT CARE		66	59	47%	125
THREE OAKS PHARMACY INC		111	13	10%	124
SOUTH LAKE PEDIATRICS		106	18	15%	124
FLORIDA ATLANTIC UNIVERSITY		116	8	6%	124
MONTEFIORE MEDICAL CENTER LABORATORIES - MOSES		114	10	8%	124
ARBOR GLEN AT ARBOR TRACE	2	113	9	7%	124
HOSPICE OF MARTIN & ST LUCIE, INC		121	3	2%	124
PALMS EDGE	1	115	8	6%	124
Mt Sinai Aventura			124	100%	124
ISLAND URGENT CARE PLLC DBA AFC URGENT CARE		123	1	1%	124
ADVENT HEALTH CENTRA CARE - BRANDON		31	93	75%	124
NORTH FL SOUTH GA HCS-MALCOM RANDALL VAMC			124	100%	124
ARDEN COURTS OF SARASOTA		105	18	15%	123
FHMG LAKE MARY PEDS		107	16	13%	123
TALLAHASSEE VA OPC		115	8	7%	123



# COVID-19: testing by laboratory

Data through May 3, 2021 verified as of May 4, 2021 at 09:25 AM

Data in this report are provisional and subject to change.

The numbers in the table below represent the number of Florida and non-Florida residents for whom test results were received by the Department of Health. A person can be tested by more than one laboratory and can have both positive and negative results. **Therefore, the sum of the numbers in each column will be larger than the total number of people tested.**

Reporting lab	Inconclusive	Negative	Positive	Percent positive	Total
PICH KTM CORP DBA MEDTOWN PHARMACY		106	17	14%	123
PSL NAPLES BH OPERATIONS, LLC		123			123
CITRUS MEMORIAL HEALTH SYSTEM LAB		2	121	98%	123
GENEDX		48	75	61%	123
Golfview Healthcare Center		117	6	5%	123
PHYSICIANS REGIONAL CLINIC		92	30	25%	122
MINUTECLINIC DIAGNOSTIC OF RHODE ISLAND, LLC #729		118	4	3%	122
PARKVIEW HEALTH		121	1	1%	122
WESTCHESTER MEDICAL CENTER	1	116	5	4%	122
URGENT CARE TCMA			121	100%	121
ADVENTHEALTH MEDICAL GROUP PRIMARY CARE		112	9	7%	121
ADVANCED EMURGENT CARE		28	93	77%	121
PINELLAS COUNTY JAIL			121	100%	121
Sandy Ridge Center for Rehabilitation and Healing		100	21	17%	121
AESTHETIC SURGERY CENTER OF WINTER PARK, THE	3	113	5	4%	121
GIBBENS FAMILY MEDICAL, LLC		101	20	17%	121
Crystal Health & Rehab Center		115	6	5%	121
BROOKDALE JENSEN BEACH☐		118	3	2%	121
EC OPCO CARROLLWOOD LLC		114	7	6%	121
MY CLINICAL LAB INC		17	103	86%	120
FHMG- FLORIDA HOSPITAL MEDICAL GROUP		106	14	12%	120
HOBDAIR FAMILY HEALTH LLC☐		83	37	31%	120
J FRANK AVEY MD		93	27	23%	120
FLAGLER COLLEGE HEALTH SERVICES		86	34	28%	120
ARBOR TERRACE ORTEGA LLC	2	116	2	2%	120
HOSPICE OF THE EMERALD COAST INC - PANAMA CITY	2	110	7	6%	119
MATHISON RETIREMENT COMMUNITY		114	5	4%	119
UNIVERSTIY CENTER MEDICAL LLC DBA	1	112	6	5%	119
MED ONE AT SAINT AUGUSTINE		87	32	27%	119
Hialeah Nursing And Rehabilitation Center		113	6	5%	119
COASTAL HEALTH AND REHAB		110	9	8%	119
RDX BIOSCIENCE		60	59	50%	119
SH HERON EAST LLC☐		103	15	13%	118
BROWARD HEALTH CORAL SPRINGS EPIDEMIOLOGY DEPT		1	117	99%	118
PATRICK AIR FORCE BASE		7	111	94%	118
VILLAS OF HOLLY BROOK - BRADENTON 14TH		116	2	2%	118
VIERA HOSPITAL			118	100%	118
TUSCAN ISLE OPERATING COMPANY LLC DBA		114	4	3%	118
ISLAND DOCTORS		23	95	81%	118
UNIVERSITY HEALTH SYSTEM INC		107	11	9%	118
BENTLEY VILLAGE II		108	10	8%	118
MD 365 MEDICAL CARE		116	1	1%	117
BROOKDALE COLONIAL PARK	2	114	1	1%	117
NEIGHBORHOOD MEDICAL CENTER		112	5	4%	117
DELAND WELLNESS CENTER			116	100%	116
CONSULATE HEALTH CARE OF SARASOTA☐	1	115			116
LEE COUNTY SCHOOL DISTRICT	1	108	7	6%	116

# COVID-19: testing by laboratory

Data through May 3, 2021 verified as of May 4, 2021 at 09:25 AM

Data in this report are provisional and subject to change.

The numbers in the table below represent the number of Florida and non-Florida residents for whom test results were received by the Department of Health. A person can be tested by more than one laboratory and can have both positive and negative results. **Therefore, the sum of the numbers in each column will be larger than the total number of people tested.**

Reporting lab	Inconclusive	Negative	Positive	Percent positive	Total
BELVEDERE COMMONS OF FORT WALTON BEACH		106	10	9%	116
BAY PINES MEDICAL ASSOCIATES		1	115	99%	116
WESTWOOD NURSING & REHAB		82	34	29%	116
SUNFLOWER SPRINGS ASSISTED LIVING		105	10	9%	115
CABANA AT JENSEN DUNES, THE		111	4	3%	115
CSL PLASMA INC		11	104	90%	115
LENOX HILL HOSPITAL		106	9	8%	115
THE POINTE AT CEDAR PARK		114	1	1%	115
SOUTH BALDWIN MEDICAL CENTER GULF SHORES		92	23	20%	115
TREASURE COAST MEDICAL ASSOCIATES		4	111	97%	115
TREASURE COAST FORENSIC TREATMENT CTR		94	21	18%	115
TROPICANA MANUFACTURING COMPANY INC		108	7	6%	115
CAREATC		30	85	74%	115
ELAN BUENA VISTA		97	17	15%	114
MINUTECLINIC DIAGNOSTIC OF OHIO LLC		92	22	19%	114
PALM BAY HOSPITAL			114	100%	114
Courtyards of Orlando Care Center		102	12	11%	114
UNIVERSITY MEDICAL CENTER SUITES		100	14	12%	114
G & R HEALTH MART PHARMACY		93	20	18%	113
DOCTORS CENTER PA,THE		97	16	14%	113
CARE CENTERS OF NASSAU, LLC - HENDRICKS RD		112	1	1%	113
BLISS HEALTHCARE SERVICES	1	87	25	22%	113
TREASURE COAST PRIMARY CARE		92	21	19%	113
TREASURE COAST PEDIATRICS PA		105	7	6%	112
ALLIED HEALTH FORT PIERCE		112			112
TREASURE COAST URGENT & FAMILY CARE		77	35	31%	112
CAN COMMUNITY HEALTH		110	2	2%	112
NORTH SHORE MEDICAL LABS	1	104	7	6%	112
CLEVELAND CLINIC FOUNDATION		12	100	89%	112
VRL EUROFINs - HAWAII		112			112
ALL MY KIDS PEDIATRICS INC		78	33	30%	111
HARBORCHASE OF NAPLES		97	14	13%	111
MINUTECLINIC DIAGNOSTIC OF SOUTH CAROLINA, LLC		91	20	18%	111
MG PORT CHARLOTTE II SUBTENANT LLC		99	12	11%	111
LAKE HOUSE ASSISTED LIVING		93	17	15%	110
CAREMOUNT MEDICAL - PATHOLOGY		106	4	4%	110
Riviera Health Resort		108	1	1%	109
AU HEALTH		93	16	15%	109
WHITE PLAINS HOSPITAL CENTER LAB		105	4	4%	109
EVANS HEALTH CARE		106	2	2%	108
North Lake Care Center		107	1	1%	108
BAPTIST MEDICAL CENTER SOUTH		86	22	20%	108
ASHRAF MEDICAL GROUP PLLC DBA PULSE MD		105	3	3%	108
EXPRESS DOCS LLC		11	97	90%	108
NAVY HOSPITAL			107	100%	107
MENORAH HOUSE		106	1	1%	107
Ocala Oaks Rehabilitation Center		101	6	6%	107

# COVID-19: testing by laboratory

Data through May 3, 2021 verified as of May 4, 2021 at 09:25 AM

Data in this report are provisional and subject to change.

The numbers in the table below represent the number of Florida and non-Florida residents for whom test results were received by the Department of Health. A person can be tested by more than one laboratory and can have both positive and negative results. **Therefore, the sum of the numbers in each column will be larger than the total number of people tested.**

Reporting lab	Inconclusive	Negative	Positive	Percent positive	Total
TOTAL CARE PLUS LLC			107	100%	107
BAY VIEW HEALTHCARE		85	22	21%	107
325TH MEDICAL GROUP		87	19	18%	106
ELMCROFT OF BELLA VITA□		98	8	8%	106
BROOKDALE CANOPY OAKS		74	32	30%	106
UNIVERSITY COMMUNITY HOSPITAL		90	16	15%	106
HEART OF FLORIDA REGIONAL MED CTR		35	71	67%	106
NORTH FLORIDA EVALUATION AND TREATMENT CENTER	2	99	5	5%	106
VILLAGES VA CBOC	2	98	6	6%	106
Cross Landings Health and Rehabilitation		101	5	5%	106
AFTER HOURS PEDIATRICS			106	100%	106
MAJESTIC OAKS		102	3	3%	105
MIAMI BEACH COMMUNITY HEALTH CENTER		2	103	98%	105
MEDICAL CONSULTANTS OF FLORIDA DBA	1	90	14	13%	105
GUIDEWELL EMERGENCY MEDICINE DOCTORS LLC		67	38	36%	105
ST PETERSBURG PEDIATRICS-SEMINOLE		92	13	12%	105
LECONTE MEDICAL CENTER LAB		86	19	18%	105
GRANDE, THE□	2	98	4	4%	104
PORT CHARLOTTE REHABILITATION CENTER		90	14	13%	104
GRAND OAKS OF JENSEN BEACH LLC□		99	5	5%	104
VISTA MANOR		92	12	12%	104
PREDICTIVE LABORATORIES, INC	1	90	13	13%	104
RARITAN BAY PERTH AMBOY		95	9	9%	104
ORLANDO LUTHERAN TOWERS ASSISTED LIVING		104			104
PEDIATRIC CARE CENTER- JACKSONVILLE BEACH		75	29	28%	104
EAST RIDGE RETIREMENT VILLAGE INC		104			104
ST MARK ASSISTED LIVING CENTER	1	90	12	12%	103
SUNSHINE GARDENS		102	1	1%	103
NORTH CENTRAL BRONX HOSPITAL		98	5	5%	103
KALEIDA HEALTH CENTER FOR LABORATORY		97	6	6%	103
ENCOMPASS HEALTH REHABILITATION HOSPITAL OF LARGO		100	3	3%	103
COLONY CARE CENTER		87	16	16%	103
ST JOSEPHS HOSPITAL SOUTH HOSPITAL		1	102	99%	103
PruittHealth Fleming Island		87	15	15%	102
GRACE MEDICAL HOME		83	19	19%	102
HENNEPIN HEALTHCARE LABORATORY		102			102
PUBLIC SQUARE PHARMACY LLC		81	21	21%	102
BROOKDALE VERO BEACH SOUTH AL		101	1	1%	102
Gulfport Rehabilitation Center		99	3	3%	102
WALGREENS CO		91	11	11%	102
ENCOMPASS HEALTH REHABILITATION HOSPITAL		100	1	1%	101
HAWTHORN HOUSE□		87	14	14%	101
COASTAL LABORATORIES OF FLORIDA		89	12	12%	101
MACADAMS HOME HEALTH AGENCY		100	1	1%	101
CCS - BROWARD COUNTY JAIL		94	7	7%	101
DOUGLAS T JACOBSON STATE VETERANS HOME		100			100
PENNSYLVANIA DEPT OF HEALTH		21	79	79%	100

# COVID-19: testing by laboratory

Data through May 3, 2021 verified as of May 4, 2021 at 09:25 AM

Data in this report are provisional and subject to change.

The numbers in the table below represent the number of Florida and non-Florida residents for whom test results were received by the Department of Health. A person can be tested by more than one laboratory and can have both positive and negative results. **Therefore, the sum of the numbers in each column will be larger than the total number of people tested.**

Reporting lab	Inconclusive	Negative	Positive	Percent positive	Total
EMERALD COAST CENTER		96	4	4%	100
Consulate Health Care of Port Charlotte		98	2	2%	100
GLOBAL CENTRAL LABS AT PPD	2	88	10	10%	100
CENTRAL FLORIDA HEALTH CARE		47	53	53%	100
LAFAYETTE NURSING AND REHABILITATION CENTER		97	2	2%	99
HUNTSVILLE HOSPITAL LABORATORY		71	28	28%	99
CHILDRENS CLINIC		48	51	52%	99
DEVANSH LAB WERKS INC		79	20	20%	99
PANIRA HEALTHCARE CLINIC		2	97	98%	99
Consulate Health Care of Jacksonville		85	14	14%	99
PLAZA OF HALLANDALE BEACH		98			98
GOOD HEARTS COVID TESTING		55	43	44%	98
SEMINOLE COUNTY HEALTH DEPARTMENT		79	19	19%	98
LPG PRIMARY CARE AT SURFSIDE		86	12	12%	98
KORGENE LAB	1	28	69	70%	98
CRESTVIEW URGENT CARE	1	20	77	79%	98
SHERMAN-ABRAMS LABORATORY INC		91	7	7%	98
FLORIDA COMMUNITY HEALTH CENTERS INC			98	100%	98
VALLEY MEDICAL CENTER		91	7	7%	98
LANDMARK, THE		48	50	51%	98
SMS DO PA		82	16	16%	98
URINEGOODHANDS LLC		96	2	2%	98
PM PEDIATRICS		84	13	13%	97
HEALTH CENTERS AT BRENTWOOD		96	1	1%	97
SUPERIOR RESIDENCES OF LECANTO		82	15	15%	97
HURLBURT FIELD CLINIC		39	58	60%	97
WINDSOR OAKS		96	1	1%	97
ARBOR TRAIL		77	20	21%	97
PRIMECARE AT TWIN LAKES		2	95	98%	97
MINNESOTA TWINS		92	5	5%	97
RIDGEWOOD DIAGNOSTIC LABORATORY		92	5	5%	97
BARRY UNIVERSITY STUDENT HEALTH SERVICES		52	44	46%	96
JOHN KNOX VILLAGE OF FLORIDA ALF	1	91	4	4%	96
MARKET STREET VIERA		95	1	1%	96
WE SCREEN LLC		92	4	4%	96
QPS, LLC		93	3	3%	96
SIGNATURE HEALTHCARE OF MIDDLEBURG		94	2	2%	96
BAYSHORE MEMORY CARE		96			96
ENCOMPASS HEALTH REHABILITATION HOSPITAL OF SARASOTA		95	1	1%	96
LABFIRST - DEPARTMENT OF PATHOLOGY		92	4	4%	96
PEDIATRIC ASSOCIATES ORLANDO		82	14	15%	96
CVS NY4098030POCT NEW YORK		94	1	1%	95
STONY BROOK UNIVERSITY MEDICAL CENTER		81	14	15%	95
CROSS CITY REHABILITATION AND HEALTH CARE CENTER		72	23	24%	95
THE TERRACE OF KISSIMMEE		80	15	16%	95
ADVENT HEALTH CENTRA CARE - EAST ORLANDO		65	30	32%	95
Arbor Springs Health and Rehab		95			95

# COVID-19: testing by laboratory

Data through May 3, 2021 verified as of May 4, 2021 at 09:25 AM

Data in this report are provisional and subject to change.

The numbers in the table below represent the number of Florida and non-Florida residents for whom test results were received by the Department of Health. A person can be tested by more than one laboratory and can have both positive and negative results. **Therefore, the sum of the numbers in each column will be larger than the total number of people tested.**

Reporting lab	Inconclusive	Negative	Positive	Percent positive	Total
GOLFCREST HEALTHCARE CENTER		95			95
EAST ALABAMA MEDICAL CENTER LABORATORY		82	12	13%	94
BRIDGEVIEW CENTER LLC		81	13	14%	94
A COUNTRY PLACE ASSISTED LIVING FACILITY		92	2	2%	94
DIAGNOSTIC SOLUTIONS		3	91	97%	94
ADVENT HEALTH CENTRA CARE - WATERMAN		79	15	16%	94
ERIE COUNTY MEDICAL CTR CLINICAL LABS		90	4	4%	94
CATHOLIC HEALTH SERVICES REGIONAL LAB		86	8	9%	94
Conway Lakes Health and Rehabilitation Center		93	1	1%	94
ALTAMONTE PEDIATRIC ASSOCIATES		31	62	67%	93
NEW SMYRNA BEACH URGENT CARE			93	100%	93
ROSECASTLE AT DELANEY CREEK		92	1	1%	93
CATHOLIC HEALTH SYSTEM DEPT LABORATORY		89	4	4%	93
PRESERVE AT PALM AIRE	3	90			93
KINDRED AT HOME		84	9	10%	93
MAIN STREET MEDICAL CENTER OF CRESTVIEW PA		69	24	26%	93
CALADIUM PEDIATRICS		79	13	14%	92
DAVITA LABORATORY		69	23	25%	92
FLORIDA PEDIATRIC GROUP		31	61	66%	92
SUWANNEE COUNTY SHERIFF OFFICE		89	3	3%	92
Baldwin Pediatrix		81	11	12%	92
VANDERBILT UNIVERSITY MEDICAL CENTER		83	9	10%	92
SONORAN DESERT PATHOLOGY ASSOCIATES		3	88	97%	91
INSTITUTE OF PATHOLOGY KINGS COUNTY		88	3	3%	91
DEBARY HEALTH AND REHABILITATION CENTER		88	3	3%	91
COOPER FAMILY MEDICAL PLLC		71	20	22%	91
LAKELAND REGIONAL HEALTH GATEWAY CENTER		65	26	29%	91
MAGNOLIA DIAGNOSTIC		2	89	98%	91
LAKE GIBSON VILLAGE, LLC		88	3	3%	91
PROMEDICA SENIOR LIVING		86	5	5%	91
HERON CLUB AT PRESTANCIA		89	2	2%	91
BAHIA OAKS LODGE		85	6	7%	91
INFINITY BIOLOGIX LLC OAKDALE		86	5	5%	91
SUN CLINICAL LABORATORIES		90	1	1%	91
AVERO DIAGNOSTICS		67	24	26%	91
CENTURY CENTER FOR REHABILITATION & HEALING		73	18	20%	91
KEYS MEDICAL GROUP			90	100%	90
PARK OF THE PALMS INC		89	1	1%	90
WORLD OF PEDIATRICS LLC		82	8	9%	90
MANATEE COUNTY JAIL		89	1	1%	90
MD 365 MEDICAL CARE PLLC		90			90
MEDRITE URGENT CARE		76	14	16%	90
Lanier Rehab		64	26	29%	90
Winter Garden Rehab and Nursing Facility		79	11	12%	90
JESSIE TRICE COMMUNITY HEALTH SYSTEM, INC		73	17	19%	90
MIAMI SHORES NURSING & REHAB		89			89
ST VINCENT'S BIRMINGHAM		82	7	8%	89



# COVID-19: testing by laboratory

Data through May 3, 2021 verified as of May 4, 2021 at 09:25 AM

Data in this report are provisional and subject to change.

The numbers in the table below represent the number of Florida and non-Florida residents for whom test results were received by the Department of Health. A person can be tested by more than one laboratory and can have both positive and negative results. **Therefore, the sum of the numbers in each column will be larger than the total number of people tested.**

Reporting lab	Inconclusive	Negative	Positive	Percent positive	Total
PERSONAL PEDIATRICS		78	11	12%	89
JENNIFER J CHIAVETTA-GRISANTI DC		72	17	19%	89
ARLINGTON OF NAPLES INC, THE		89			89
BISHOP GRADY VILLAS		87	2	2%	89
FREEDOM INN AT TARPON SPRINGS		82	7	8%	89
NORTH FLORIDA SPINE AND WELLNESS		69	20	22%	89
ATRIUM AT LIBERTY PARK		85	4	4%	89
EVENTEST, LLC		87	2	2%	89
STUART LODGE LIVING LLC		66	23	26%	89
Winter Park Care and Rehab		88	1	1%	89
ACE BIOMEDICAL LABS LLC		74	14	16%	88
CVS MINUTE CLINIC		3	85	97%	88
JERICO URGENT CARE		84	4	5%	88
BAYLOR GENETICS		75	13	15%	88
GOVERNOR'S CREEK HEALTH & REHABILITATION		87	1	1%	88
SIMEDHEALTH LLC		74	13	15%	87
CHAMBREL AT ISLAND LAKE		83	4	5%	87
NORTHWESTERN UNIVERSITY CORP		86	1	1%	87
HUNTINGTON HOSPITAL LABORATORY		84	3	3%	87
PLYMOUTH HOME FOR ADULTS, INC.	8	78	1	1%	87
NAPHCARE INC		81	6	7%	87
CLYDE E LASSEN STATE VETERANS NURSING HOME		62	25	29%	87
PACIFIC ANALYTICS			87	100%	87
Summit Medical Group, Pa Dba Citymd		80	7	8%	87
EISENHOWER ARMY MEDICAL CENTER		80	7	8%	87
BEACHES PEDIATRICS PA		82	5	6%	87
UNIVERSITY OF NEW MEXICO HOSPITAL		87			87
BRANDON HEALTH AND REHABILITATION CENTER	1	85	1	1%	87
1ST PRIORITY LAB SERVICES		71	15	17%	86
MIRIMUS CLINICAL LABS	2	37	47	55%	86
SUNCOAST TECHNICAL COLLEGE SCHOOL OF HEALTH		86			86
DISCOVERY VILLAGE AT THE FORUM		86			86
CAMPBELL URGENT CARE		15	71	83%	86
WALGREENS #12673		82	4	5%	86
MISIR DRUGS LLC		70	16	19%	86
PENSACOLA DEVELOPMENTAL CENTER		67	19	22%	86
BRILLIANCE ASSISTED LIVING		69	17	20%	86
MEADOWCREST FAMILY PHYSICIANS PA	1	60	24	28%	85
MEDEXPRESS - BLOOMIN BRANDS		65	20	24%	85
W. FRANK WELLS NURSING HOME		84	1	1%	85
LABCORP		21	64	75%	85
LAKE HOWELL FAMILY MEDICINE ASSOCIATES		70	15	18%	85
PRMG - EAST NAPLES	1	73	11	13%	85
ARBOR OAKS AT TYRONE	9	74	2	2%	85
CONCENTRA - FT LAUDERDALE - COMMERCIAL BLVD		84	1	1%	85
AR ANESTHESIA LLC		83	2	2%	85
WALGREENS 2941		81	4	5%	85

# COVID-19: testing by laboratory

Data through May 3, 2021 verified as of May 4, 2021 at 09:25 AM

Data in this report are provisional and subject to change.

The numbers in the table below represent the number of Florida and non-Florida residents for whom test results were received by the Department of Health. A person can be tested by more than one laboratory and can have both positive and negative results. **Therefore, the sum of the numbers in each column will be larger than the total number of people tested.**

Reporting lab	Inconclusive	Negative	Positive	Percent positive	Total
LEVY COUNTY DEPARTMENT OF HEALTH		61	24	28%	85
DELCARE PA		67	17	20%	84
PEDIATRIC SERVICES OF AMERICA INC		79	5	6%	84
AESTHETIC ENHANCEMENTS		84			84
PINES OF SARASOTA GARDEN		84			84
LONG TERM CARE OF JAY, LLC		63	21	25%	84
NITE LITE PEDIATRICS - JACKSONVILLE		76	8	10%	84
LABCORP EMPLOYER SERVICES		82	1	1%	83
MEDICAL PAVILION CLINIC		65	18	22%	83
ROYAL CARE OF AVON PARK		80	3	4%	83
MID FLORIDA PRIMARY CARE PA		69	14	17%	83
CANOPY ON BERRYHILL, THE		51	32	39%	83
PANCARE HEALTH - FREEPORT CLINIC SUITE B		74	9	11%	83
ST VINCENTS PRIMARY CARE		75	8	10%	83
THE PAVILION FOR HEALTH CARE		72	10	12%	82
BROWARD HEALTH MEDICAL CENTER CLINICAL LAB			82	100%	82
HOLMES COUNTY HEALTH DEPARTMENT	1	68	13	16%	82
Lexington Health and Rehabilitation Center		82			82
EMERGENCY PHYSICIANS MEDICAL CENTER LLC		59	23	28%	82
BIO-TECH CLINICAL LABORATORIES		41	40	49%	81
LAB		29	52	64%	81
DAVENPORT PEDIATRICS CLERMONT PA		73	8	10%	81
SANTA BARBARA CARE CENTER		59	22	27%	81
WEST VOLUSIA FAMILY AND SPORTS MEDICINE		75	6	7%	81
ECOLAB GROUP		45	36	44%	81
LAB PLUS, LLC AT SAINT THOMAS WEST HOSPITAL		67	14	17%	81
CENTRAL FLORIDA PEDIATRICS		38	43	53%	81
ADVENT HEALTH - CENTRAL PASCO ER		69	11	14%	80
MILLENIA ADVANCED SCIENTIFIC LLC		30	50	63%	80
ALL CARE URGENT CARE			80	100%	80
BALMORAL TENANT SERVICES INC	1	43	36	45%	80
LAKE CITY VA MEDICAL CENTER			80	100%	80
BREVARD HEALTH ALLIANCE INC		77	3	4%	80
GRAND ST PAUL CVS		77	2	3%	79
CBS LABS OF TAMPA LLC		3	76	96%	79
SIMED LABORATORY		63	16	20%	79
TAMPA BAY CONCIERGE DOCTOR, LLC		76	3	4%	79
EDGEWATER AT WATERMAN VILLAGE		78	1	1%	79
PRODUCTION HEALTH SAFETY MANAGEMENT		77	2	3%	79
CENTRAL BALDWIN IMMEDIATE CARE & FAMILY PRACTICE		61	18	23%	79
NORTH SHORE UNIVERSITY HOSPITAL LABORATORY		72	7	9%	79
THE TRADITION OF THE PALM BEACHES		76	3	4%	79
MICHAEL AKPEKE MD		70	9	11%	79
VETERANS AFFAIRS MEDICAL CENTER - PALO ALTO		28	51	65%	79
BOND CLINIC PA		46	33	42%	79
BioReference Laboratories, Inc		9	69	88%	78
GEORGE E WEEMS MEMORIAL HOSPITAL LAB		65	13	17%	78

# COVID-19: testing by laboratory

Data through May 3, 2021 verified as of May 4, 2021 at 09:25 AM

Data in this report are provisional and subject to change.

The numbers in the table below represent the number of Florida and non-Florida residents for whom test results were received by the Department of Health. A person can be tested by more than one laboratory and can have both positive and negative results. **Therefore, the sum of the numbers in each column will be larger than the total number of people tested.**

Reporting lab	Inconclusive	Negative	Positive	Percent positive	Total
JOHN D ARCHBOLD MEMORIAL HOSPITAL		75	3	4%	78
BAYCARE MEDICAL GROUP		71	7	9%	78
JACOBI MEDICAL CENTER		73	5	6%	78
PANCARE HEALTH - MALONE CLINIC		71	7	9%	78
LAKE SHERIFF		59	19	24%	78
DOH-WEST PALM BEACH BRANCH LABORATORY		3	75	96%	78
LAKE MORTON PLAZA☐		75	3	4%	78
STUART REHABILITATION AND HEALTHCARE		62	16	21%	78
NEW MEXICO STATE PUBLIC HEALTH DIVISION		78			78
FLORIDA MEDICAL CLINIC PA		52	25	32%	77
BOND CLINIC DR ELDEEB		38	39	51%	77
ROCKLEDGE REGIONAL MEDICAL CENTER		36	41	53%	77
MULBERRY CARE CENTER		67	10	13%	77
HEALTH FIRST - PALM BAY HOSPITAL		2	75	97%	77
CLEARWATER PAIN MANAGEMENT ASSOCIATES		75	2	3%	77
STONY BROOK SOUTHAMPTON		75	2	3%	77
THE GOOD SHEPARDS OF DELAND-WEST		76	1	1%	77
PALM RIVER COMMUNITY HEALTH CENTER		68	9	12%	77
ORANGE CITY NURSING AND REHAB		75	2	3%	77
WALGREENS 9627		71	6	8%	77
OCOEE PEDIATRICS		69	8	10%	77
FLORIDA MEDICAL CLINIC - MULTI SPECIALTY CAMPUS		39	38	49%	77
BENTLEY CARE CENTER		77			77
NOMI HEALTH LAB SERVICES LLC		8	69	90%	77
WINDSOR REFLECTIONS		75	1	1%	76
BARNETT PARK☐		2	74	97%	76
PROMEDICA LABORATORIES		21	55	72%	76
SUNCOAST OPTIMAL WELLNESS		23	53	70%	76
MOBILE PHYSICIAN SERVICES INC		68	8	11%	76
CLINICAL PATHOLOGY ASSOCIATES-SONIC REFERENCE LAB		76			76
ASSOCIATED CLINICAL LABORATORIES		68	8	11%	76
S-H THIRTY-FIVE OPCO- PORT ST LUCIE, LLC	1	75			76
DYNAMIC MEDICAL USA			76	100%	76
REHAB AND HEALTHCARE CENTER OF CAPE CORAL		76			76
ADVENTHEALTH EXPRESSCARE		45	30	40%	75
WATERCREST ST LUCIE WEST	1	69	5	7%	75
ELLKAY HEALTHCARE DATA PLUMBERS	52	19	4	5%	75
BROWARD HEALTH MEDICAL CENTER		3	72	96%	75
ARTHREX MEDICAL CENTER		44	31	41%	75
ORTHOPAEDIC SURGERY CENTER		75			75
ATLAN		66	9	12%	75
SCOTT LAKE HEALTH AND REHABILITATION CENTER		71	3	4%	74
BROOKDALE OVIEDO		72	2	3%	74
THOMAS INTERNAL MEDICINE		62	12	16%	74
GV NAPLES OPCO, LLC		73	1	1%	74
NORTH FLORIDA PEDIATRICS		57	17	23%	74
OAK MANOR NURSING HOME		70	4	5%	74

# COVID-19: testing by laboratory

Data through May 3, 2021 verified as of May 4, 2021 at 09:25 AM

Data in this report are provisional and subject to change.

The numbers in the table below represent the number of Florida and non-Florida residents for whom test results were received by the Department of Health. A person can be tested by more than one laboratory and can have both positive and negative results. **Therefore, the sum of the numbers in each column will be larger than the total number of people tested.**

Reporting lab	Inconclusive	Negative	Positive	Percent positive	Total
SOS MOBILE MEDICAL CARE LLC		62	12	16%	74
EC OPCO PENSACOLA, LLC		73	1	1%	74
HARMONY CLINIC		1	73	99%	74
NOAH CLINICAL LABORATORY		63	11	15%	74
DEVELOPMENTAL DISABILITIES DEFENDANT PROGRAM		72	2	3%	74
LUTHERAN HAVEN ASSISTED LIVING		74			74
TITUSVILLE FAMILY PRACTICE		17	56	77%	73
AHMG SURGICAL SPECIALIST		73			73
MD LABS		46	27	37%	73
MINUTECLINIC DIAGNOSTIC OF KANSAS, PA		64	9	12%	73
MINUTECLINIC DIAGNOSTIC OF NEW JERSEY		65	8	11%	73
ADVENTHEALTH MEDICAL GROUP MULTISPECIALTY			73	100%	73
MED EXPRESS		6	67	92%	73
DISCOVERY VILLAGE AT PALM BEACH GARDENS		71	2	3%	73
EVIVIA		70	3	4%	73
TOWERS HOME CARE☐		69	4	5%	73
ROSECASTLE OF JACKSONVILLE LLC		72	1	1%	73
CONSULATE HEALTH CARE - LAKE MARY		72	1	1%	73
MICHAEL A VENAZIO MD		68	4	6%	72
HEARTLAND PEDIATRIC ASSOCIATES		61	11	15%	72
PREMIUM HEALTH SERVICES OF TAMPA BAY LLC		42	30	42%	72
URGENT CARE USA LLC		2	70	97%	72
NORTH FLORIDA PHARMACY		63	9	13%	72
ORLANDO CLINICAL RESEARCH CENTER		69	3	4%	72
CRAIG BERGER MD PL D/B/A BAY AREA EYE INSTITUTE		72			72
HAVEN OF OUR LADY OF PEACE		72			72
ADVANCED LAB		67	4	6%	71
Grand Villa of Clearwater		65	6	8%	71
LEE MEMORIAL HEALTH SYSTEM D/B/A LEE COMMUNITY		65	6	8%	71
INDIGO MANOR☐		22	49	69%	71
Salerno Bay Health & Rehabilitation Center		61	10	14%	71
KESHAV RX LLC		58	13	18%	71
CL BRUMBACK PRIMARY CARE CLINICS		17	54	76%	71
STERLING HOUSE OF TALLAHASSEE	3	62	6	8%	71
ADVENT HEALTH - LAKE MARY		61	10	14%	71
LEE COMMUNITY HEALTHCARE - LEHIGH		60	11	15%	71
PANCARE HEALTH - JACKSON COUNTY		58	13	18%	71
INN AT ASTON GARDENS AT PELICAN POINTE,THE		67	4	6%	71
AMMON LABS		61	10	14%	71
SUMTER PEDIATRICS		66	5	7%	71
FAST PACE MEDICAL CLINIC, PLLC		59	11	16%	70
ISLAND COAST PEDIATRICS		62	8	11%	70
LPG PRIMARY CARE AT PINE ISLAND		57	13	19%	70
CP/AIG PENSACOLA DEVELOPMENT LLC		67	3	4%	70
SUMMIT AT VENICE	2	63	5	7%	70
USF HEALTH MORSANI CENTER		5	65	93%	70
SUNCOAST COMMUNITY HEALTH CENTERS PEDIATRICS		21	49	70%	70

# COVID-19: testing by laboratory

Data through May 3, 2021 verified as of May 4, 2021 at 09:25 AM

Data in this report are provisional and subject to change.

The numbers in the table below represent the number of Florida and non-Florida residents for whom test results were received by the Department of Health. A person can be tested by more than one laboratory and can have both positive and negative results. **Therefore, the sum of the numbers in each column will be larger than the total number of people tested.**

Reporting lab	Inconclusive	Negative	Positive	Percent positive	Total
Highlands Regional Hospital		63	7	10%	70
SAN JOSE SENIOR CARE LLC	1	43	25	36%	69
MEMORIAL MANOR		69			69
PARKSIDE INN	3	64	2	3%	69
NORTH FLORIDA PEDIATRICS - JACKSONVILLE		63	6	9%	69
Stratford Court of Palm Harbor		59	10	14%	69
LINCOLN MEDICAL AND MENTAL HEALTH CENTER		66	3	4%	69
SAFARI PEDIATRICS PA		67	2	3%	69
WILSON MEMORIAL REGIONAL MEDICAL CENTER		65	4	6%	69
ST JOSEPHS CHILDRENS OUTREACH		1	68	99%	69
PLANTATION GENERAL HOSPITAL CLINICAL LAB		26	43	62%	69
HERITAGE HEALTHCARE AND REHABILITATION CENTER		69			69
ERIC C MRSHAL, MD, PC #1842		65	3	4%	68
CAMP BOGGY CREEK		67	1	1%	68
GENPATH			68	100%	68
BIG BOCA SMILES LLC		66	2	3%	68
AEL- MEMPHIS		17	51	75%	68
INTERNAL MEDICINE ASSOCIATES PA		63	5	7%	68
FLORIDA HEALTH CARE		8	59	88%	67
MEASE MANOR INC		63	4	6%	67
ORLANDO COVID TEST , LLC		59	8	12%	67
CITY OF OCALA EMPLOYEE HEALTH AND WELLNESS CENTER		60	7	10%	67
PALM BAY URGENT CARE		28	39	58%	67
EAST HILL PHARMACY		48	19	28%	67
SOMERBY OF SANTA ROSA BEACH		58	9	13%	67
BOND AND STEELE CLINIC, PA		53	14	21%	67
SAMFORD UNIVERSITY HEALTH SERVICES		66	1	1%	67
VETERANS AFFAIRS MEDICAL CENTER - GULF COAST		27	39	59%	66
OKEECHOBEE URGENT CARE		17	49	74%	66
ADVENT HEALTH CENTRA CARE - WINTER GARDEN		20	46	70%	66
FLORIDA HEALTH CARE DELAND			66	100%	66
AMERICAN FAMILY MEDICAL		53	13	20%	66
MINUTECLINIC DIAGNOSTIC OF SOUTH CAROL		61	5	8%	66
FAMILY HEALTH CENTER		46	20	30%	66
NEMOURS CHILDRENS PRIMARY CARE OVIEDO		51	15	23%	66
ADVENT HEALTH - PALM COAST		2	64	97%	66
MEDEX MEDICAL EXPRESS OF PALATKA			66	100%	66
HORIZON ALF		64	1	2%	65
NXGEN MDX		20	45	69%	65
TRINITY URGENT CARE		51	14	22%	65
CORAL GABLES HOSPITAL			65	100%	65
MINUTECLINIC DIAGNOSTIC OF HAWAII LLC		58	7	11%	65
LAKE CO EMPLOYEE HEALTH AND WELLNESS CENTER		57	8	12%	65
SUMMER VISTA ASSISTED LIVING		38	27	42%	65
EAST CENTRAL FLORIDA OUTPATIENT IMAGING		44	21	32%	65
ERDOX		60	5	8%	65
BROOKDALE CENTRE POINTE	1	64			65



# COVID-19: testing by laboratory

Data through May 3, 2021 verified as of May 4, 2021 at 09:25 AM

Data in this report are provisional and subject to change.

The numbers in the table below represent the number of Florida and non-Florida residents for whom test results were received by the Department of Health. A person can be tested by more than one laboratory and can have both positive and negative results. **Therefore, the sum of the numbers in each column will be larger than the total number of people tested.**

Reporting lab	Inconclusive	Negative	Positive	Percent positive	Total
WADSWORTH HEALTH CENTER		62	3	5%	65
OUT OF STATE		40	25	38%	65
APC PEDIATRICS AT RYE ROAD MEDICAL PARK		63	2	3%	65
DOT DOC SARASOTA		59	6	9%	65
Rehabilitation Center of the Palm Beaches		65			65
GOLDEN POND COMMUNITIES		65			65
NORTH FLORIDA MEDICAL CENTER		59	6	9%	65
HERNANDO COUNTY FIRE RESCUE DISTRICT		31	34	52%	65
TROY REGIONAL MEDICAL CENTER		54	11	17%	65
ST FRANCIS HOSPITAL		57	8	12%	65
VIERA HEALTH AND REHABILITATION CENTER		62	2	3%	64
BRADFORD COUNTY HEALTH DEPARTMENT		63	1	2%	64
LPG CONVENIENT CARE AT PINE ISLAND ROAD		58	6	9%	64
JOSEPH L MORSE GERIATRIC CENTER	2	59	3	5%	64
NICEVILLE URGENT CARE		17	47	73%	64
TRINITY AL SENIOR HOUSING LLC		45	19	30%	64
GREENLEAF ALF		63	1	2%	64
Bon Secours Maria Manor		58	6	9%	64
BIOREFERENCE LABORATORIES INC		11	53	83%	64
SILVER LAKE PEDIATRICS PA		57	7	11%	64
MEDLOGIC LABORATORIES		3	60	95%	63
Palms at Ponte Vedra Assisted Living and Memory Care		60	3	5%	63
BIG BEND CARES, INC		55	8	13%	63
DAVID POSNACK JEWISH DAY SCHOOL		63			63
BURRY'S PHARMACY INC		38	25	40%	63
MEDI CLINIC SARASOTA INC		62	1	2%	63
BEEHIVE HOMES OF GULF BREEZE		47	16	25%	63
CINNAMON COVE ALF		62	1	2%	63
CENTRA CARE – LAKE NONA		11	52	83%	63
TBI RESIDENTIAL SERVICES, INC.		51	11	18%	62
EMERALD COAST HOSPICE		61	1	2%	62
ST CLOUD PHYSICIAN MANAGEMENT LLC DBA ST CLOUD		28	34	55%	62
MENTAL HEALTH CARE INC		53	9	15%	62
EVAN R SHAPIRO MD PA		62			62
DEPT OF VA MED CENTE-WEST PALM BEACH			62	100%	62
TGH URGENT CARE POWERED BY FAST TRACK			62	100%	62
LAKELAND REGIONAL HEALTH		38	24	39%	62
CARE CENTERS OF NASSAU LLC MINER ROAD SOUTH		62			62
OVERLOOK HOSPITAL LABORATORY		57	5	8%	62
ADVENTHEALTH MEDICAL GROUP FAMILY MEDICINE		57	5	8%	62
MINUTECLINIC, LLC		55	7	11%	62
MEDCOR CORPORATE CLINIC		60	1	2%	61
RITECARE MED CTR H			61	100%	61
CDR MAGUIRE INC	1	7	53	87%	61
INTERNAL MEDICINE SPECIALIST		55	6	10%	61
SUNSHINE PEDIATRICS		60	1	2%	61
SIDDH INC DBA SAN CARLOS PHARMACY		57	4	7%	61

# COVID-19: testing by laboratory

Data through May 3, 2021 verified as of May 4, 2021 at 09:25 AM

Data in this report are provisional and subject to change.

The numbers in the table below represent the number of Florida and non-Florida residents for whom test results were received by the Department of Health. A person can be tested by more than one laboratory and can have both positive and negative results. **Therefore, the sum of the numbers in each column will be larger than the total number of people tested.**

Reporting lab	Inconclusive	Negative	Positive	Percent positive	Total
PREMISE HEALTH MIA		22	39	64%	61
MICHIGAN DEPARTMENT OF HEALTH AND HUMAN SERVICES	1		60	98%	61
WASHINGTON REHABILITATION AND NURSING CENTER		51	10	16%	61
S-H THIRTY FIVE OPCO - ORANGE CITY, LLC		51	10	16%	61
CALHOUN COUNTY HEALTH DEPT		32	29	48%	61
CORNERSTONE PEDIATRICS		49	12	20%	61
ADVENT HEALTH - MOUNT DORA		10	51	84%	61
WAVE CREST HEALTH AND REHABILITATION CENTER		57	3	5%	60
GRAND AVENUE RX			60	100%	60
PATIENTS CHOICE LAB OF IND, LLC		52	8	13%	60
SOUTHSIDE HOSPITAL NORTHWELL HEALTH LABORATORY		51	9	15%	60
BOCA BIOLISTICS LLC		46	14	23%	60
THE PRESERVE AT CLEARWATER		58	2	3%	60
81ST MEDICAL GROUP		28	32	53%	60
GRAND VILLA OF ALTAMONTE SPRINGS		53	7	12%	60
TWIN CREEKS ASSISTED LIVING & MEMORY CARE		57	3	5%	60
INTERNAL LAB		50	10	17%	60
CHILDREN'S HOSPITAL OF ALABAMA		59	1	2%	60
DHMD		60			60
MARQUIS LABS, LLC		58	2	3%	60
MAUREEN OROURKE-FUTEY			60	100%	60
GRAND VILLA OF DEL RAY WEST		55	4	7%	59
UHEALTH AT FISHER ISLAND			59	100%	59
CARDIOLOGY AND MEDICINE ASSOCIATES		43	16	27%	59
GILBERT MEDICAL GROUP		52	7	12%	59
VALENCIA HOUSE ALF		57	2	3%	59
LPG PULMONOLOGY-COCONUT POINT		50	9	15%	59
KEY WEST MEDICAL CENTER	1	51	7	12%	59
MILLENIUM PHYSICIANS GROUP		1	58	98%	59
STEINHATCHEE FAMILY MEDICAL CENTER	1	50	8	14%	59
TUKA PEDIATRICS		7	52	88%	59
Heritage Park Care and Rehabilitation		59			59
SONATA BOCA RATON		54	5	8%	59
FERN PARK DEVELOPMENTAL CENTER		5	54	92%	59
BIOTECH		52	7	12%	59
TANVIR H SHAGAR NP		52	7	12%	59
BAYOU GARDENS DUNEDIN LLC		59			59
PIERCE INSTRUMENTS INC		57	2	3%	59
PALM BAY PEDIATRICS		38	20	34%	58
PERSONAL PEDIATRICS PA		54	4	7%	58
LONG ISLAND JEWISH MED CTR		52	6	10%	58
WALGREENS #05625		53	5	9%	58
KINDRED HOSPITAL CENTRAL TAMPA BLOOD GAS	1	52	5	9%	58
LAKE INTERNAL MEDICINE ASSOCIATES PA		51	7	12%	58
ALEXANDER NININGER STATE VETERANS		58			58
HEALTHPARK MEDICAL CTR NURSING SVC		58			58
COOPER FAMILY MEDICAL, PLLC		48	10	17%	58

# COVID-19: testing by laboratory

Data through May 3, 2021 verified as of May 4, 2021 at 09:25 AM

Data in this report are provisional and subject to change.

The numbers in the table below represent the number of Florida and non-Florida residents for whom test results were received by the Department of Health. A person can be tested by more than one laboratory and can have both positive and negative results. **Therefore, the sum of the numbers in each column will be larger than the total number of people tested.**

Reporting lab	Inconclusive	Negative	Positive	Percent positive	Total
BUECHELE DENTAL PA DBA CLERMONT FAMILY DENTISTRY		48	10	17%	58
CITYMD OF MANAHAWKIN		55	3	5%	58
EMPLOYEE WELLNESS PA		40	18	31%	58
SARATOGA HOSPITAL LABORATORY		52	6	10%	58
CAREATC INC BRANDON	14	40	4	7%	58
Margate Health and Rehabilitation Center		56	2	3%	58
LINCOLN DIAGNOSTIC LAB		56	2	3%	58
MALCOM RANDALL DEPT OF VAMC			57	100%	57
TRADITIONAL HOME HEALTH OF PALM BEACH INC		55	2	4%	57
ASCENSION SACRED HEART BAY LABORATORY		54	3	5%	57
ALL AMERICAN URGENT CARE			57	100%	57
ALZHEIMERS CARE CENTER OF VIERA LTD		37	20	35%	57
KAPG FLEMING ISLAND SENIOR HOUSING OPCO LLC	1	56			57
EXPRESS CARE OF TAMPA BAY LLC		16	41	72%	57
FINLAY CLINICAL LABORATORY		20	37	65%	57
GENESIS DERMATOLOGY		53	4	7%	57
Grace Rehabilitation of Vero Beach		56	1	2%	57
THE CANOPY AT BERRYHILL		57			57
VIP WALK IN CLINIC		34	23	40%	57
GENTIVA HEALTH SERVICES CERTIFIED INC		53	3	5%	56
ATRIA PARK OF LAKE FOREST (WG HERITAGE LF LLC)		54	2	4%	56
GROWING TOGETHER PEDIATRICS, LLC		50	6	11%	56
OPTUMCARE SOUTH FLORIDA, LLC		47	9	16%	56
HOLY NAME HOSPITAL LABORATORY		54	2	4%	56
VPA PC LAB		48	8	14%	56
TIFFANY HALL NURSING AND REHAB		44	12	21%	56
LAKE BUTLER HOSPITAL		51	5	9%	56
BLUE SPRINGS SURGERY CENTER		56			56
PATHOLOGY CONSULTANTS OF NEW MEXICO		56			56
HIALEAH HOSPITAL RESPIRATORY DEPT			56	100%	56
SPRING MANOR ASSISTED LIVING		56			56
MINUTECLINIC DIAGNOSTIC MEDICAL GROUP		51	5	9%	56
EAGLES WATCH CLUSTER		47	9	16%	56
SONATA HUNTERS CREEK		47	8	15%	55
PENNSYLVANIA DEPARTMENT OF HEALTH BUREAU OF LABORATORIES			55	100%	55
ENCOMPASS HEALTH REHABILITATION OF ALTAMONTE		50	5	9%	55
NEW YORK PRESBYTERIAN - QUEENS DIAGNOSTIC		51	4	7%	55
Jupiter Medical Center Pavilion		54	1	2%	55
CAPE REGIONAL MEDICAL CENTER		52	3	5%	55
KENDALL REGIONAL MEDICAL CENTER LAB	3		52	95%	55
PREMIER MEDICAL ASSOCIATES ALL FLORIDA LLC		54	1	2%	55
NITE LITE PEDIATRICS - PORT ST. LUCIE		46	9	16%	55
SUNSHINE PEDIATRICS OF CENTRAL FLORIDA PL		52	3	5%	55
AIR, LAND & SEA PHYSICALS & CONSULTATIONS, LLC		54	1	2%	55
LONG ISLAND UNIVERSITY - POST CAMPUS		50	5	9%	55
WEST ISLIP URGENT CARE		50	5	9%	55
LIGHTHOUSE PEDIATRICS OF NAPLES		49	6	11%	55

# COVID-19: testing by laboratory

Data through May 3, 2021 verified as of May 4, 2021 at 09:25 AM

Data in this report are provisional and subject to change.

The numbers in the table below represent the number of Florida and non-Florida residents for whom test results were received by the Department of Health. A person can be tested by more than one laboratory and can have both positive and negative results. **Therefore, the sum of the numbers in each column will be larger than the total number of people tested.**

Reporting lab	Inconclusive	Negative	Positive	Percent positive	Total
ORCHID COVE AT DAYTONA		45	9	17%	54
FUTURE PEDIATRICS		51	3	6%	54
JUNIPER VILLAGE AT NAPLES		53	1	2%	54
CERTUS MTD OPCP LLC		52	2	4%	54
SARASOTA CO. HEALTH DEPT # 58		40	14	26%	54
UNITED LABORATORY SERVICES CORPORATION		38	16	30%	54
ADVENT HEALTH EXPRESS CARE		6	48	89%	54
MIAMI CLINICAL RESEARCH CORP		12	42	78%	54
APOLLOMDX LABS		32	22	41%	54
ST. CLOUD MEDICAL GROUP		54			54
TGH URGENT CARE - RIVERVIEW			54	100%	54
CLERMONT HEALTH AND REHAB		40	14	26%	54
FAMILY EXTENDED CARE OF PUNTA GORDA		54			54
ADVANCE URGENT CARE CENTER, LLC		12	42	78%	54
CAMBRIDGE SECURITY SERVICES		51	3	6%	54
SOMERSET			53	100%	53
LITTLE NECK URGENT CARE		51	2	4%	53
JFK MEDICAL CENTER NORTH LAB		1	52	98%	53
CARE 4 U MANAGEMENT, INC			53	100%	53
ST ANTHONYS PRIMARY CARE LLC/JACKSON STREET			53	100%	53
HOME CARE PHARMACY		53			53
Osprey Point Nursing Center		51	2	4%	53
ALLIANCE COMMUNITY FOR RETIREMENT LIVING		53			53
BARNES HEALTHCARE OF FLORIDA LLC		49	4	8%	53
SEWALLS POINT PHARMACY INC		45	8	15%	53
THE MEDICAL GROUP OF SOUTH FLORIDA INC		47	6	11%	53
QUOTIENT SCIENCES LABS LLC			53	100%	53
UNIVERSITY OF WEST FLORIDA, THE		52	1	2%	53
BASSETTI MEDICAL RESEARCH INC		35	18	34%	53
MISSION OAKS ASSISTED LIVING		51	2	4%	53
ROCHESTER GENERAL HOSPITAL LABORATORY		49	4	8%	53
BITTINGS APOTHECARY INC		47	6	11%	53
LMH SKILLED NURSING UNIT		52			52
SNH BRFL TENANT LLC	2	50			52
WALGREEN		38	14	27%	52
WELLMED AT NEW TAMPA		40	12	23%	52
THE PALMS PHARMACY, INC		49	3	6%	52
SOUTH FLORIDA BAPTIST HOSPITAL			52	100%	52
MINUTECLINIC DIAGNOSTIC OF NORTH CAROLINA		50	2	4%	52
ADVENT HEALTH		49	3	6%	52
CONCENTRA URGENT CARE		48	4	8%	52
PROFESSIONAL PEDIATRICS		50	2	4%	52
ADVENT HEALTH - LAKE WALES		40	12	23%	52
LEE PHYSICIAN GROUP COLLEGE POINT		51	1	2%	52
PHILLIPPE RIDGE		40	12	23%	52
Citymd Of Toms River		45	7	13%	52
WALGREENS #10373		49	2	4%	51

# COVID-19: testing by laboratory

Data through May 3, 2021 verified as of May 4, 2021 at 09:25 AM

Data in this report are provisional and subject to change.

The numbers in the table below represent the number of Florida and non-Florida residents for whom test results were received by the Department of Health. A person can be tested by more than one laboratory and can have both positive and negative results. **Therefore, the sum of the numbers in each column will be larger than the total number of people tested.**

Reporting lab	Inconclusive	Negative	Positive	Percent positive	Total
QHC UPSTATE MEDICAL PC		42	9	18%	51
SOUTHEAST ALABAMA MEDICAL CENTER			51	100%	51
SOUTH CAROLINA DEPT OF HEALTH AND ENVIRONMENT CONTROL		11	40	78%	51
AMELIA ASSISTED LIVING FACILITY		51			51
INN AT THE FOUNTAINS, THE		34	17	33%	51
NIGHT LITE PEDIATRICS CENTER LLC		10	41	80%	51
MARIANNA HEALTH AND REHABILITATION CENTER		50	1	2%	51
AVANTE ST CLOUD		48	3	6%	51
GULFVIEW MEDICAL INSTITUTE		51			51
IMA MEDICAL CENTER		34	17	33%	51
BAY STREET PHARMACY☐		46	5	10%	51
LPG PEDIATRICS AT PAGE FIELD		50	1	2%	51
PATRICK MANOR INCORPORATED		51			51
FELICIDAD MEDICAL CENTER		5	46	90%	51
NORTH CAROLINA DEPARTMENT OF HEALTH & HUMAN SERVICES	1		50	98%	51
REOPEN DIAGNOSTICS			51	100%	51
IMMEDIATE CARE PA		46	4	8%	50
ARCPOINT LABS OF WEST PALM BEACH		9	41	82%	50
PREMIER COMMUNITY HEALTHCARE GROUP INC		46	4	8%	50
WELLSTAR KENNESTONE HOSPITAL		45	5	10%	50
RAINBOW PEDIATRICS PC LLC / BREAKFAST POINT		39	11	22%	50
LEE MEMORIAL HEALTH SYSTEM		45	5	10%	50
HIGHLANDS COUNTY FIRE RESCUE		50			50
BENTON HOUSE OF PORT ORANGE		44	6	12%	50
PORT ST. LUCIE - ZAXBY'S		50			50
HEALTH FIRST - CAPE CANAVERAL HOSPITAL		1	49	98%	50
HILA BECKERMAN MD LLC	1	45	4	8%	50
PRACTICE MANAGEMENT OF AMERICA, INC.		7	43	86%	50
ROADS PEDIATRICS,LLC		47	3	6%	50
COURTYARD GARDENS OF BOYNTON BEACH, LLC		47	3	6%	50
NORTHSIDE HOSPITAL EMERGENCY DEPT		46	4	8%	50
POPLAR HEALTHCARE PLLC	1	11	38	76%	50
CARE ATC - ANDES			50	100%	50
GRAMERCY PARK URGENT CARE		48	2	4%	50
SUNSHINE ASSISTED LIVING		50			50
BETHUNE-COOKMAN UNIVERSITY		32	18	36%	50
PANCARE HEALTH - BAY COUNTY - YOUNGSTOWN		44	5	10%	49
ADVENTHEALTH MEDICAL GROUP FAMILY & INTERNAL		23	26	53%	49
MEASE CONTINUING CARE		47	2	4%	49
SOFT CELL LABORATORIES		45	4	8%	49
ADVENTIST HEALTH SYSTEM FLORIDA		34	15	31%	49
USF		1	48	98%	49
CDR MAGUIRE - MIAMI BEACH CC MISSION 17388		2	47	96%	49
ALWAYS BEST CARE SENIOR SERVICES		44	5	10%	49
MADISON COUNTY MEMORIAL HOSPITAL LABORATORY		15	34	69%	49
PINES NURSING HOME		47	2	4%	49
DOH		23	26	53%	49



# COVID-19: testing by laboratory

Data through May 3, 2021 verified as of May 4, 2021 at 09:25 AM

Data in this report are provisional and subject to change.

The numbers in the table below represent the number of Florida and non-Florida residents for whom test results were received by the Department of Health. A person can be tested by more than one laboratory and can have both positive and negative results. **Therefore, the sum of the numbers in each column will be larger than the total number of people tested.**

Reporting lab	Inconclusive	Negative	Positive	Percent positive	Total
RESIDENTIAL PLAZA AT BLUE LAGOON INC		45	4	8%	49
Guardian Care Nursing and Rehabilitation Center		49			49
SOLARIS SENIOR LIVING NORTH NAPLES		48	1	2%	49
NORTHBROOK CENTER FOR☐		47	2	4%	49
ALLEGRO		47	2	4%	49
TGH URGENT CARE – WESLEY CHAPEL			49	100%	49
S-H THIRTY FIVE OPCO - LUTZ, LLC		48	1	2%	49
FHMG_CTR FOR SENIOR HEALTH		44	5	10%	49
INTERCOASTAL MEDICAL GROUP		2	46	96%	48
LYSTER ACH FT RUCKER AL		45	3	6%	48
HERNANDO ENDOSCOPY AND SURGERY CENTER		37	11	23%	48
CITY OF CAPE CORAL		37	11	23%	48
URGENT CARE & WELLNESS CENTER		15	33	69%	48
BAY CENTER HURRICANE SHELTER		48			48
SEWANEE MOLECULAR DIAGNOSTICS LABORATO		48			48
THE TERRACE OF JACKSONVILLE		3	45	94%	48
GREENSBORO PATHOLOGY LLC		37	11	23%	48
CVS MINUTE CLINIC DIAGNOSTIC OF NORTH CAROL		42	6	13%	48
FLAGLER HOSPITAL INC	2		46	96%	48
COURTYARD GARDENS OF JUPITER		48			48
ISLAND URGENT CARE PLLC		44	4	8%	48
MORTON PLANT			48	100%	48
SOMA MEDICAL CENTER PA #3		10	38	79%	48
GRAND OAKS OF PALM CITY LLC☐	1	41	6	13%	48
BAPTIST URGENT CARE		44	4	8%	48
PREMIER MEDICAL ASSOCIATES		46	2	4%	48
ORLANDO HEALTH PRIMARY CARE PEDIATRICS		44	4	8%	48
CAREMED INTERNAL MEDICINE		30	18	38%	48
NAPLES PEDIATRICS INC☐		43	5	10%	48
Casa Mora Rehabilitation & Extended Care		46	2	4%	48
NAVARRE GARDENS		41	6	13%	47
ST JUDE LABORATORIES		42	5	11%	47
TNC WALK IN CLINIC		35	12	26%	47
ENCOMPASS HEALTH REHABILITATION HOSPITAL OF PANAMA CITY		42	5	11%	47
FAMILY EXTENDED CARE OF WINTER HAVEN		45	2	4%	47
EMORY CLINIC, THE		44	3	6%	47
INTERLAB		1	46	98%	47
POINTE AT NEW PORT PLACE,THE		47			47
ROYAL PALM SENIOR RESIDENCE		47			47
MOBILE DOC FL, LLC		29	18	38%	47
WINTER GARDEN REHAB AND NURSING CENTER		43	4	9%	47
SMH PHYSICIAN SERVICES INC		46	1	2%	47
ALLIANCE OF PHYSICIANS AGAINST COVID-19		1	46	98%	47
COMPLETE HOME CARE OF THE PALM BEACHES LLC		43	4	9%	47
ADULT MEDICINE OF LAKE COUNTY INC			46	100%	46
MINUTECLINIC DIAGNOSTIC OF LOUISIANA		43	3	7%	46
HARTFORD HEALTH SERVICES LLC		46			46

# COVID-19: testing by laboratory

Data through May 3, 2021 verified as of May 4, 2021 at 09:25 AM

Data in this report are provisional and subject to change.

The numbers in the table below represent the number of Florida and non-Florida residents for whom test results were received by the Department of Health. A person can be tested by more than one laboratory and can have both positive and negative results. **Therefore, the sum of the numbers in each column will be larger than the total number of people tested.**

Reporting lab	Inconclusive	Negative	Positive	Percent positive	Total
UNIVERSITY BEHAVIORAL CENTER		46			46
SAN CARLOS PHARMACY		39	7	15%	46
THORNBURG PEDIATRICS		42	4	9%	46
LAKE COUNTY SCHOOLS EMPLOYEE HEALTH CENTER		33	13	28%	46
KAPG ST AUGUSTINE SENIOR HOUSING OPCO LLC		37	9	20%	46
WALGREENS_PEMBROKE PINES		39	7	15%	46
H LEE MOFFITT CANCER CENTER MICRO		46			46
MULBERRY'S MOBILE PROVIDER SERVICES LLC□		29	17	37%	46
WG EVERGREEN WOODS SH LLC		46			46
TRICORE REF LABS - UNIV OF NM		46			46
COLLIER BLVD HMA PHYSICIAN MANAGEMENT LLC		46			46
LUTHERAN HAVEN EXTENDED CONGREGATE CAR		46			46
WINDSOR WOODS REHAB & HEALTHCARE CTR		42	4	9%	46
WALGREENS 3145		43	3	7%	46
OCCUPATIONAL HEALTH CENTERS OF THE SOUTHWEST PA		40	6	13%	46
PREMIER PLACE HEALTHCARE AT THE GLENVIEW		46			46
MID-FLORIDA PATHOLOGY, LLC		35	11	24%	46
ADVENT HEALTH MEDICAL GROUP OB GYN AT		40	6	13%	46
EAST MANATEE FAMILY	1	1	44	96%	46
NORTH FLORIDA / SOUTH GEORGIA VETERANS HEALTH SYSTEM		1	45	98%	46
FLORIDA DEPARMENT OF HEALTH CLAY COUNTY		32	13	29%	45
STUART URGENT CARE			45	100%	45
AU MEDICAL CENTER, INC	1	39	5	11%	45
IMA MEDICAL GROUP POINCIANA		18	27	60%	45
MINUTECLINIC DIAGNOSTIC OF LOUISIANA,		42	3	7%	45
LARA HEALTH AND WELLNESS CENTER LLC		45			45
GRAND VILLA OF ENGLEWOOD		40	5	11%	45
COLLIER URGENT CARE CENTERS		44	1	2%	45
UNION MEDICAL CARE PLLC		44	1	2%	45
REDI-MED WALK-IN FAMILY CARE			45	100%	45
AVALON PARK RETIREMENT RESIDENCE		43	2	4%	45
BENTON HOUSE OF ST. JOHNS		43	2	4%	45
NEOGENOMICS LABORATORIES INC		45			45
GRAND VILLA OF LARGO		40	5	11%	45
TRIPLE O MEDICAL SERVCS INC		41	4	9%	45
PLAINVIEW URGENT CARE		42	3	7%	45
VOLUSIA COUNTY BRANCH JAIL		1	44	98%	45
SOUTHPORT SQUARE HARBOUR HEALTH		45			45
NEXT MOLECULAR ANALYTICS		14	31	69%	45
BD MEDICAL SYSTEMS		43	2	4%	45
BRP SH OPCO LLC		45			45
GRAND VILLA OF NEW PORT RICHEY		38	7	16%	45
Gulf Shore Care Center		39	5	11%	44
LOURDES HOSPITAL INC		42	2	5%	44
ASHTON PLACE	3	37	4	9%	44
CAREHERE LAKE SCHOOLS EMPLOYEE HEALTH CENTER		30	14	32%	44
PASSPORT HEALTH ORLANDO		44			44

# COVID-19: testing by laboratory

Data through May 3, 2021 verified as of May 4, 2021 at 09:25 AM

Data in this report are provisional and subject to change.

The numbers in the table below represent the number of Florida and non-Florida residents for whom test results were received by the Department of Health. A person can be tested by more than one laboratory and can have both positive and negative results. **Therefore, the sum of the numbers in each column will be larger than the total number of people tested.**

Reporting lab	Inconclusive	Negative	Positive	Percent positive	Total
PRINCETON VILLAGE☐		40	4	9%	<b>44</b>
NEUPATH DIAGNOSTICS		36	8	18%	<b>44</b>
WEISS PEDIATRIC CARE LLC		30	14	32%	<b>44</b>
BENTON HOUSE OF CLERMONT		44			<b>44</b>
FLORIDA HOSPITAL PHYSICIAN GROUP		26	18	41%	<b>44</b>
FLORIDA MEDICAL CLINIC IM MLK		30	14	32%	<b>44</b>
RADIOLOGY ASSOCIATES OF VENICE AND ENGLEWOOD		42	2	5%	<b>44</b>
BRONX LEBANON HOSPITAL-MEDICAL CENTER		40	4	9%	<b>44</b>
PEDIATRICS OF CENTRAL FLORIDA – SAINT CLOUD	2	40	2	5%	<b>44</b>
MAKO MEDICAL		21	23	52%	<b>44</b>
FLORIDA HOSPITAL		28	16	36%	<b>44</b>
INNOVATIVE GX LABORATORIES		37	7	16%	<b>44</b>
GRAND VILLA OF PINELLAS PARK		42	2	5%	<b>44</b>
THE MERIDIAN AT BOCA RATON	1	43			<b>44</b>
FIRST CHOICE URGENT CARE		12	31	72%	<b>43</b>
LAKE MARY KIDS CENTRA CARE		33	10	23%	<b>43</b>
DUVAL PHARMACY		32	11	26%	<b>43</b>
ADVENTHEALTH MEDICAL GROUP PULMONOLOGY		37	6	14%	<b>43</b>
UNION MEDICAL CARE		43			<b>43</b>
COMMUNITY MEDICAL CARE CENTER INC			43	100%	<b>43</b>
BRANCH MEDICAL CLINIC			43	100%	<b>43</b>
WALK IN MEDICAL URGENT CARE		43			<b>43</b>
University Hills health and Rehabilitation		33	10	23%	<b>43</b>
EP MEDICAL EQUIPMENT PHARMACY		37	6	14%	<b>43</b>
PINELLAS INTERNAL MEDICINE ASSOCIATES	1	39	3	7%	<b>43</b>
BIOFIRE		11	32	74%	<b>43</b>
ST LUCIE COUNTY JAIL		28	15	35%	<b>43</b>
GADSDEN COUNTY HEALTH DEPARTMENT		33	10	23%	<b>43</b>
University Hospital		36	7	16%	<b>43</b>
EC OPCO TIMBERLIN PARC LLC		43			<b>43</b>
MINUTE CLINIC DIAGNOSTIC OF VIRGINIA, LLC		41	2	5%	<b>43</b>
KISSIMMEE VA OUTPATIENT CLINIC		40	3	7%	<b>43</b>
WOLFF CTR FOR CHILD & ADOLESCENT HEALTH PLLC,THE		26	17	40%	<b>43</b>
CARE CENTERS OF NASSAU LLC MINER ROAD NORTH		42			<b>42</b>
NORTHWELL HEALTH PLAINVIEW HOSPITAL LABORATORY		33	9	21%	<b>42</b>
RIVERHEAD URGENT CARE		41	1	2%	<b>42</b>
PACIFICA SENIOR LIVING OCALA		37	5	12%	<b>42</b>
STETSON UNIVERSITY STUDENT HEALTH CENTER		3	39	93%	<b>42</b>
MAIMONIDES-SHALOM ACADEMY, INC		41	1	2%	<b>42</b>
BAYCARE MEDICAL GROUP INC		3	39	93%	<b>42</b>
ENCOMPASS HEALTH REHABILITATION HOSPITAL OF OCALA		41	1	2%	<b>42</b>
UNIVERSITY MEDICAL CTR OF PRINCETON AT		40	2	5%	<b>42</b>
ATRIA WILLOW WOOD		40	2	5%	<b>42</b>
CLINICAL LABORATORY		42			<b>42</b>
EMORY UNIVERSITY HOSPITAL		34	8	19%	<b>42</b>
LONGLEAF DIAGNOSTIC LABORATORIES		13	29	69%	<b>42</b>
D W MCMILLAN MEMORIAL HOSPITAL		31	11	26%	<b>42</b>

# COVID-19: testing by laboratory

Data through May 3, 2021 verified as of May 4, 2021 at 09:25 AM

Data in this report are provisional and subject to change.

The numbers in the table below represent the number of Florida and non-Florida residents for whom test results were received by the Department of Health. A person can be tested by more than one laboratory and can have both positive and negative results. **Therefore, the sum of the numbers in each column will be larger than the total number of people tested.**

Reporting lab	Inconclusive	Negative	Positive	Percent positive	Total
Atlantic Shore Nursing and Rehab		42			42
A & R RESEARCH GROUP		35	7	17%	42
WHITE-WILSON MEDICAL CENTER		31	11	26%	42
STAT ONE URGENT CARE CENTER		2	40	95%	42
KIVA AT CANTERBURY		25	17	40%	42
EASTERN SHORE URGENT CARE		31	11	26%	42
UNIVERSITY OF ALABAMA		38	3	7%	41
CROSSROADS URGENT CARE		26	15	37%	41
A AND R RESEARCH GROUP LLC		36	5	12%	41
CITRUS COUNTY HEALTH DEPARTMENT		35	6	15%	41
Grand Villa of Deerfield Beach		37	4	10%	41
FLORIDA HOSPITAL NEW SMYRNA		4	37	90%	41
PEDIATRICS OF CENTRAL FLORIDA KISSI		33	8	20%	41
CAPITAL REGIONAL MEDICAL CENTER		2	39	95%	41
LABORATORY MEDICINE CONSULTANTS-LMC PA		38	3	7%	41
SOUTHCOR LABORATORY		7	34	83%	41
ENCOMPASS HEALTH REHABILITATION HOSPITAL OF MIAMI		40	1	2%	41
CITRUS CARE CLINIC			41	100%	41
GRAND VILLA OF ST. PETERSBURG		39	2	5%	41
BULLS HEAD URGENT CARE		39	2	5%	41
ORLANDO ORTHOPAEDIC OUTPATIENT SURGERY CENTER		35	6	15%	41
NIGHT LITE PEDIATRIC CENTER		10	31	76%	41
HUNT CLUB MEDICAL		15	26	63%	41
CRESTVIEW IMMEDIATE CARE LL		17	24	59%	41
BOND CLINIC, PA		11	30	73%	41
DCH REGIONAL MEDICAL CENTER LABORATORY		39	2	5%	41
PINELLAS PARK FIRE DEPARTMENT		41			41
PORT SAINT JOHN FAMILY PRACTICE		24	16	40%	40
M&V SAN JOSE MEDICAL CENTER			40	100%	40
FAMILY AND INTERNAL MEDICINE AT AVALON PARK		36	4	10%	40
CLINICAL PATHOLOGY LABORATORIES, INC		40			40
OZ		40			40
GENEXPERT			40	100%	40
PRIDE DIAGNOSTICS		24	16	40%	40
ADVENT HEALTH CENTRA CARE - LAKELAND		30	10	25%	40
THE LODGE AND REHABILITATION CENTER		24	16	40%	40
VETERANS AFFAIRS MEDICAL CENTER - NEW YORK HARBOR		38	2	5%	40
CARILLON SPORTS AND FAMILY MEDICINE		30	10	25%	40
BELVEDERE COMMONS OF SUN CITY CENTER		40			40
ANDALUSIA HEALTH		23	17	43%	40
ENCORE AT BOCA RATON, THE			40	100%	40
LPG CONVENIENT CARE AT METRO		36	4	10%	40
CEDAR CREEK AT KINGS BAY INC		39			39
ISLAMORADA VILLAGE OF ISLANDS FIRE RESCUE		36	3	8%	39
GUYAN VALLEY WELLNESS CENTER		32	7	18%	39
BAYSHORE PATHOLOGY CONSULTANTS PA		37	2	5%	39
MINUTECLINIC, LLC, DBA MINUTECLINIC #5		35	4	10%	39

# COVID-19: testing by laboratory

Data through May 3, 2021 verified as of May 4, 2021 at 09:25 AM

Data in this report are provisional and subject to change.

The numbers in the table below represent the number of Florida and non-Florida residents for whom test results were received by the Department of Health. A person can be tested by more than one laboratory and can have both positive and negative results. **Therefore, the sum of the numbers in each column will be larger than the total number of people tested.**

Reporting lab	Inconclusive	Negative	Positive	Percent positive	Total
TAYLORVILLE FAMILY MEDICINE		32	7	18%	39
BROOKDALE BRANDON	1	38			39
JUNIPER VILLAGE AT CAPE CORAL		34	5	13%	39
MEDEX MEDICAL EXPRESS OF PALATKA LLC			39	100%	39
METROPOLITAN CHARITIES INC		36	3	8%	39
VENICE URGENT CARE – GULF COAST		1	38	97%	39
JACKSONVILLE PEDIATRICS		24	15	38%	39
PALM POINT BEHAVIORAL HEALTH		39			39
WILLOWS AT WILDWOOD, THE		35	4	10%	39
WG BAYPOINT VILLAGE SH LLC		38	1	3%	39
BAY COUNTY JAIL ANNEX		34	5	13%	39
CHIPOLA QUICK CARE		33	6	15%	39
CLINICAL RESEARCH SEQUENCING PLATFORM		8	31	79%	39
HOUSE CALLS PROFESSIONAL LLC		35	4	10%	39
STATCARE URGENT AND WALK-IN MEDICAL CA		36	3	8%	39
CORRECTIONAL MEDICAL GROUP		27	12	31%	39
WASHINGTON COUNTY HEALTH DEPARTMENT		25	13	34%	38
INNOVATION CLINICAL TRIALS, INC			38	100%	38
CONNECTICUT DEPARTMENT OF HEALTH		22	16	42%	38
WARDE MEDICAL LABORATORY		29	9	24%	38
ATRIA SAN PABLO		36	2	5%	38
CLEARWATER EMPLOYEE HEALTH CLINIC		19	19	50%	38
AUTUMN OF SARASOTA		12	26	68%	38
Life Care Center of Citrus County		37	1	3%	38
MINUTE CLINIC LLC #2216		35	3	8%	38
ROCKLAND URGENT CARE FAMILY HEALTH NP		36	2	5%	38
MOLECULAR DIAGNOSTICS		5	33	87%	38
ST AUGUSTINE PEDIATRIC ASSOC		33	5	13%	38
CCRC @ SUNFLOWER LLC		35	3	8%	38
STEWART MEDICAL GROUP, INC		21	17	45%	38
MINUTE CLINIC DIAGNOSTIC OF NEW JERSEY		37	1	3%	38
HOMEWOOD RESIDENCE AT FREEDOM PLAZA		37	1	3%	38
ARTHREX MEDICAL CENTER EAST		25	13	34%	38
ENCOMPASS HEALTH REHABILITATION		36	2	5%	38
HARMONY HEALTH OPCO, LLC		17	21	55%	38
COLLIER HMA PHYSICIAN MANAGEMENT LLC		27	10	27%	37
MINUTE CLINIC DIAGNOSTIC OF VIRGINIA		30	7	19%	37
ALAN A SMITH MD LLC		34	3	8%	37
CARE HERE		12	25	68%	37
LPG PRIMARY CARE AT CAPE CORAL PARKWAY		30	7	19%	37
THE COLLIER AT NAPLES		36	1	3%	37
HR SARASOTA OPERATOR LLC		25	12	32%	37
MINUTECLINIC DIAGNOSTIC OF MICHIGAN		34	3	8%	37
HOLZER HEALTH CENTER		5	32	86%	37
ASSISTED LIVING OF BROWARD		37			37
ACCURATE DIAGNOSTIC LAB		35	2	5%	37
ACTIVE SENIOR LIVING		35	2	5%	37



# COVID-19: testing by laboratory

Data through May 3, 2021 verified as of May 4, 2021 at 09:25 AM

Data in this report are provisional and subject to change.

The numbers in the table below represent the number of Florida and non-Florida residents for whom test results were received by the Department of Health. A person can be tested by more than one laboratory and can have both positive and negative results. **Therefore, the sum of the numbers in each column will be larger than the total number of people tested.**

Reporting lab	Inconclusive	Negative	Positive	Percent positive	Total
MINUTECLINIC DIAGNOSTIC OF RHODE ISLAND, LLC #1544		36	1	3%	37
SOUTHEAST GEORGIA HEALTH SYSTEM, INC		32	5	14%	37
WEINBERG VILLAGE		36	1	3%	37
PECONIC BAY MEDICAL CENTER LABORATORY		28	9	24%	37
HOLLISMED LLC		35	2	5%	37
PULSE & REMEDY LLC		22	15	41%	37
PATHGROUP		9	28	76%	37
ONE MILO		37			37
FAMILY EXTENDED CARE OF SEBRING INC		35	2	5%	37
PONCE THERAPY CARE CENTER		34	3	8%	37
PATHOGENIUS LABORATORIES		30	7	19%	37
GULFSIDE HOSPICE INC		34	3	8%	37
ST. MARYS MEDICAL CENTER		1	36	97%	37
KINDRED HOSPITAL OCALA		33	4	11%	37
GEORGIA HEART CENTER (MSC 53), NAVICEN		35	2	5%	37
CENTRAL FLORIDA HEALTH CARE INC WAUCHULA SITE 2		29	8	22%	37
LPG PRIMARY CARE AT COLONIAL CENTER DRIVE		31	6	16%	37
MINUTE CLINIC, LLC DBA MINUTECLINIC #4505		33	3	8%	36
CITY OF NAPLES FIRE RESCUE		31	5	14%	36
Kensington Gardens		36			36
HARBORCHASE OF WELLINGTON CROSSING		34	2	6%	36
NCHD		22	14	39%	36
JACK BANDEL MD PA		35	1	3%	36
WELLMED AT PLANT CITY		18	18	50%	36
JACKSON HEALTH SYSTEM		2	34	94%	36
LEE COMMUNITY HEALTHCARE INC CAPE CORAL		34	2	6%	36
MINUTE CLINIC DIAGNOSTIC OF SC, LLC #75		34	2	6%	36
VILLA COURT LLC		36			36
WALGREENS COVID-19		27	9	25%	36
MAINSTREET FAMILY URGENT CARE		1	35	97%	36
FORT CAROLINE GARDENS, INC		33	3	8%	36
FLORIDA PRESBYTERIAN HOMES INC		34	2	6%	36
MEDEMERGE		34	2	6%	36
CENTERPLACE HEALTH		15	21	58%	36
TAMPA URGENT CARE			36	100%	36
ALPHA PHARMACY		33	3	8%	36
EASYCARE WALK-IN CLINIC	1	14	21	58%	36
BVL/LITTLE ANGEL PEDIATRICS		36			36
PHYSICIAN ASSOCIATES LLC		26	10	28%	36
FLORIDA PEDIATRIC GROUP PA		28	8	22%	36
MEDCOMP SCIENCES			36	100%	36
JUPITER MEDICAL CENTER PHYSICIANS GROUP, INC		32	4	11%	36
SOUTHEASTERN OUTPATIENT SURGERY CENTER		32	3	9%	35
ALABAMA CLINICS		19	16	46%	35
BAYSIDE LABORATORIES INC		35			35
BOCA TOXICOLOGY LLC		33	2	6%	35
LABORATORY ALLIANCE OF CENTRAL NEW YORK		33	2	6%	35

# COVID-19: testing by laboratory

Data through May 3, 2021 verified as of May 4, 2021 at 09:25 AM

Data in this report are provisional and subject to change.

The numbers in the table below represent the number of Florida and non-Florida residents for whom test results were received by the Department of Health. A person can be tested by more than one laboratory and can have both positive and negative results. **Therefore, the sum of the numbers in each column will be larger than the total number of people tested.**

Reporting lab	Inconclusive	Negative	Positive	Percent positive	Total
FHMG-FLORIDA HOSPITAL MEDICAL GROUP		25	10	29%	35
MEDPEDS ASSOCIATES OF SARASOTA PA		32	3	9%	35
MARYLAND DEPARTMENT OF HEALTH			35	100%	35
WUESTHOFF MEMORIAL HOSPITAL			35	100%	35
BAYCARE HEALTH SYSTEMS, LLC			35	100%	35
FAST PACE MEDICAL CLINIC		30	5	14%	35
VIKOR SCIENTITIC		5	30	86%	35
Grand Villa of Dunedin		29	6	17%	35
CERON PEDIATRICS & INTEGRATIVE MEDICIN		35			35
ADVENT HEALTH - FISH MEMORIAL		2	33	94%	35
UNIPATH		24	11	31%	35
MEDEXPRESS URGENT CARE WEST TAMPA			35	100%	35
ISLAND LAKE CENTER		14	21	60%	35
PARKSIDE HEALTH AND REHABILITATION CENTER			35	100%	35
LEE PHYSICIAN GROUP		31	4	11%	35
POARCH BANC CREEK INDIANS TRIBAL HEALTH DEPARTMENT			35	100%	35
IRL		4	31	89%	35
ACCESS 365 URGENT CARE		13	22	63%	35
BUREAU OF PUBLIC HEALTH	1	14	20	57%	35
REDI-MED WALK IN FAMILY CLINIC			35	100%	35
LPG PRIMARY CARE AT BONITA BAY LIFESTYLE CENTER		32	3	9%	35
STATCARE URGENT & WALK IN MEDICAL CARE		31	4	11%	35
JAMAICA HOSPITAL MEDICAL CENTER		31	4	11%	35
P23 LABS		35			35
NEUROINTERNATIONAL SARASOTA		32	3	9%	35
METRO KNOXVILLE HMA		25	10	29%	35
MIDDLETOWN MEDICAL P C		25	10	29%	35
FLORIDA DEPARTMENT OF HEALTH IN MONROE COUNTY		27	7	21%	34
AYERS NURSING AND REHABILITATION CENTER		34			34
TRADITIONAL HOME CARE INC		33	1	3%	34
NORTH PINELLAS CHILDRENS MEDICAL CENTER			34	100%	34
HUNTINGTON STATION URGENT CARE		33	1	3%	34
WALGREENS_COCONUT CREEK		27	7	21%	34
HARBOUR ISLAND PEDIATRICS		24	10	29%	34
LPG PRIMARY CARE AT MATTHEW DRIVE		28	6	18%	34
LONG TERM CARE OF GULF BREEZE LLC		30	4	12%	34
PHOSPHORUS DIAGNOSTICS		27	7	21%	34
LONG BEACH URGENT CARE		34			34
SOUTHWEST LABS		34			34
RASHDA ALBIBI M.D. P.A.		31	3	9%	34
LAKELAND NURSING AND REHABILITATION CENTER			34	100%	34
CVS NC3516POCT WINSTON SALEM		30	4	12%	34
MARTHA'S HOUSE & ASSISTED LIVING FACILITY		34			34
FAMILY CARE PARTNERS URGENT CARE LLC		28	6	18%	34
CIGNA PBSO WEST PALM		3	31	91%	34
TUSCAN GARDENS OF DELRAY BEACH MANAGEMENT COMPANY,		34			34
PARAMOUNT WALK-IN CLINIC		1	33	97%	34

# COVID-19: testing by laboratory

Data through May 3, 2021 verified as of May 4, 2021 at 09:25 AM

Data in this report are provisional and subject to change.

The numbers in the table below represent the number of Florida and non-Florida residents for whom test results were received by the Department of Health. A person can be tested by more than one laboratory and can have both positive and negative results. **Therefore, the sum of the numbers in each column will be larger than the total number of people tested.**

Reporting lab	Inconclusive	Negative	Positive	Percent positive	Total
THE SPRINGS OF PARC HILL		33	1	3%	34
STATEN ISLAND UNIVERSITY HOSPITAL-POUCH		32	1	3%	33
MIGUEL E TREVINO MD PA		29	4	12%	33
VETERAN AFFAIRS MEDICAL CENTER - JAMES J PETERS		30	3	9%	33
BOND CLINIC		3	30	91%	33
NIGHT LITE PEDIATRICS URGENT CARE CENTER			33	100%	33
GRACE COMMUNITY PHARMACY		3	30	91%	33
CANCER RESEARCH LAB, BOB JONES UNIVERSITY		29	4	12%	33
VETERANS HOME		1	32	97%	33
OPIS COQUINA CENTER		32	1	3%	33
SELECT PHYSICIANS ALLIANCE PL		33			33
CARLOS F FUSTER MD PA		31	2	6%	33
GRAND VILLA OF BOYNTON BEACH		32	1	3%	33
RESIDENCE AT BAY VUE		31	2	6%	33
WESTWOOD NURSING AND REHABILITATION		28	5	15%	33
AHSE ROP		32	1	3%	33
NURSES HELPING HANDS INC ALF		33			33
MINUTECLINIC DIAGNOSTIC OF ILLINOIS L		27	6	18%	33
CORAL HOUSE ASSISTED LIVING COMMUNITY LLC		33			33
SANFORD MOBILE LAB PGA TOUR		32	1	3%	33
PIEDMONT HOSPITAL CLINICAL LABORATORY		30	3	9%	33
EVERLYWELL		19	14	42%	33
GREENRIDGE GROUP HOME	3	11	19	58%	33
AMMON ANALYTICAL LABORATORIES		29	4	12%	33
AMBRY GENETICS CORPORATION	23	10			33
Consulate Health Care of Orange Park		27	6	18%	33
COLORADO DEPARTMENT OF PUBLIC HEALTH AND ENVIRONMENT			32	100%	32
MADISON POINTE CARE CENTER		32			32
WESTMINSTER ST AUGUSTINE		32			32
Heartland Health Care Center North Sarasota		18	14	44%	32
UNDERGROUND FREE CLINIC		31	1	3%	32
GUIDEWELL EMERGENCY MEDICINE DOCTORS LLC #33		20	12	38%	32
COLORADO DEPARTMENT OF HEALTH LABORATORY SERVICES DIVISION			32	100%	32
UNION CHD		29	3	9%	32
MINUTECLINIC, LLC #4230		28	4	13%	32
CARDIOLOGY AND MEDICINE ASSOCIATES INC		31	1	3%	32
ADVANCED URGENT CARE		12	20	63%	32
SYNIVERSE WELLNESS CENTER		27	5	16%	32
STEINHATCHEE DRUGS		26	6	19%	32
SANFORD PEDIATRIC ASSOCIATES, PA		29	3	9%	32
PEDIATRICS IN BREVARD-COCOA BEACH		27	5	16%	32
FLORIDA ENDOSCOPY & SURGERU CTR LLC		32			32
MINUTECLINIC DIAGNOSTIC OF TN PC #6435		29	3	9%	32
GRAND LIVING AT LAKEWOOD RANCH		31	1	3%	32
A LILIKO'I PHARMACY LLC		29	3	9%	32
LAKE MARY - STIRLING CENTER SUITE 202			32	100%	32
JOSEF SCHENKER MD PC DBA CENTERS URGENT		30	2	6%	32

# COVID-19: testing by laboratory

Data through May 3, 2021 verified as of May 4, 2021 at 09:25 AM

Data in this report are provisional and subject to change.

The numbers in the table below represent the number of Florida and non-Florida residents for whom test results were received by the Department of Health. A person can be tested by more than one laboratory and can have both positive and negative results. **Therefore, the sum of the numbers in each column will be larger than the total number of people tested.**

Reporting lab	Inconclusive	Negative	Positive	Percent positive	Total
TREASURE ISLE LLC		32			32
ECHELONDX		32			32
WOMENS CARE FLORIDA LABORATORY		25	7	22%	32
IPSUM DIAGNOSTICS		3	29	91%	32
FLORIDA MEDICAL CL ODOM TPA		17	14	45%	31
COOPER HEALTHCARE		28	3	10%	31
JOSEF SCHENKER MD PC		31			31
MIDNIGHT MEDICINE			31	100%	31
CVS NC7047POCT DURHAM		31			31
ORLANDO ORTHOPAEDIC CENTER		28	3	10%	31
RAYMOND BASRI MD		29	2	6%	31
MINUTECLINIC DIAGNOSTIC OF RHODE ISLAND, LLC #212		31			31
MINUTECLINIC DIAGNOSTIC OF PENNSYLVANI		29	2	6%	31
LabCorp L#09258130 M#09258125		12	19	61%	31
ADVENTHEALTH MEDICAL GROUP FAMILY MEDICINE AT RDV		31			31
VENICE REGIONAL BAYFRONT HEALTH			31	100%	31
PREMIER URGENT CARE CENTER LLC			31	100%	31
BAPTIST PRIMARY BLACK CREEK SOUTH			31	100%	31
HEALTH FIRST - VIERA HOSPITAL		1	30	97%	31
WILLAMETTE VALLEY TOXICOLOGY LLC		29	2	6%	31
DISCOVERY COMMONS AT BRADENTON		31			31
ORLANDO FAMILY MEDICINE		14	17	55%	31
OAKMONTE VILLAGE		30	1	3%	31
MICHAEL J D'AMBROSE MD PA		29	2	6%	31
ENT AND ALLERGY ASSOCIATES OF FLORIDA LLC		30	1	3%	31
Wiregrass Rehabilitation Center and Nursing Home		28	3	10%	31
COUNTY OF LOS ANGELES			31	100%	31
VIRTUA		27	4	13%	31
UR CARE FAMILY AND SPORTS MEDICINE			31	100%	31
CHIPOLA MEDICAL ASSOCIATES		11	20	65%	31
PERDIDO URGENT CARE		1	30	97%	31
WALGREENS #04569		29	2	6%	31
CHILDREN'S MEDICAL CENTER			31	100%	31
COLLIER ANESTHESIA PAIN LLC		31			31
REGENCY PARK ASSISTED LIVING FACILITY		29	2	6%	31
AMERICAN ESOTERIC LABORATORIES		15	16	52%	31
MORTON PLANT HOSPITAL - ADLER INSTITUTE OF LAB MEDICINE		2	28	93%	30
SPRINGWOOD COURT		25	5	17%	30
BOCA BIOLISTIC REFERENCE LAB			30	100%	30
DAVID LAWRENCE CENTER		26	4	13%	30
ENGLEWOOD HOSPITAL AND MEDICAL CENTER		25	5	17%	30
WIREGRASS CLINIC LLC		24	6	20%	30
HERITAGE WATERSIDE		27	3	10%	30
MINUTECLINIC, LLC, DBA MINUTECLINIC #2544		28	2	7%	30
GERALD J KIVETT MD		27	3	10%	30
MED LABS DIAGNOSTICS		11	19	63%	30
RELIANCE MEDICAL CENTER		21	9	30%	30

# COVID-19: testing by laboratory

Data through May 3, 2021 verified as of May 4, 2021 at 09:25 AM

Data in this report are provisional and subject to change.

The numbers in the table below represent the number of Florida and non-Florida residents for whom test results were received by the Department of Health. A person can be tested by more than one laboratory and can have both positive and negative results. **Therefore, the sum of the numbers in each column will be larger than the total number of people tested.**

Reporting lab	Inconclusive	Negative	Positive	Percent positive	Total
CENTER ONE SURGERY CENTER		24	6	20%	30
ADVENT HEALTH PRIMARY CARE PLUS, WINTER GARDEN		26	4	13%	30
BOCA SIMON LAB		1	29	97%	30
OAK HARBOR ASSISTED LIVING FACILITY		27	3	10%	30
GOOD SAMARITAN HOSPITAL LABORATORY		26	4	13%	30
AMEERAH LABS			30	100%	30
SANITAS		4	26	87%	30
RAINBOW PEDIATRICS		1	29	97%	30
GRAND VILLA OF MELBOURNE		28	2	7%	30
THE TERRACE AT IVY ACRES ALF		11	19	63%	30
CLINCLOUD, LLC			30	100%	30
HOLIDAY MEDICAL ASSOCIATES		4	26	87%	30
SOMA MEDICAL CENTER # 4		5	25	83%	30
TALLAHASSEE DEVELOPMENTAL CENTER□		28	2	7%	30
Okeechobee Health Care Facility		16	14	47%	30
VA MEDICAL CENTER			30	100%	30
NTD EUROFINS ATLANTA		29	1	3%	30
P4CLINICAL	3	2	25	83%	30
FORT VALLEY STATE UNIVERSITY		29	1	3%	30
JOSEPH SCHENKER MD PC DBA CENTERS URGENT		26	4	13%	30
LEE COMMUNITY HEALTHCARE INC NORTH FORT MYERS		30			30
ST PETER'S BENDER LABORATORY		29	1	3%	30
MINUTECLINIC, LLC #08366		25	5	17%	30
ROSLYN URGENT CARE		29	1	3%	30
DSI MANAGEMENT LLC		29			29
NEMOURS CHILDRENS CLINIC		22	7	24%	29
SEBRING PEDIATRICS LLC		6	23	79%	29
MINIMALLY INVASIVE VASCULAR INC		27	2	7%	29
SUNTREE INTERNAL MEDICINE		29			29
PBSO WEST PALM FAMILY PRACTICE		1	28	97%	29
CDC		17	12	41%	29
ROBERT H JENKINS JR VETERANS' DOMICILIARY HOME OF		26	3	10%	29
HENDRY REGIONAL CORPORATE HEALTH			29	100%	29
PANCARE HEALTH - BONIFAY K-8			29	100%	29
PRO HEALTH HARMONY		29			29
GASTROENTEROLOGY ASSOCIATES OF PENSACOLA PA		24	5	17%	29
UNIVERSITY OF ILLINOIS VETERINARY DIAG	1	27	1	3%	29
TOTTENVILLE CIRCLE URGENT CARE		29			29
CAPE CORAL HOSPITAL ABG LABORATORY		16	13	45%	29
CHILDRENS MEDICAL CENTER			29	100%	29
MAYO CLINIC JACKSONVILLE		4	25	86%	29
BIG BEND HOSPICE INC		29			29
BROOKWOOD BAPTIST MEDICAL CENTER		28	1	3%	29
BROOKDALE UNIVERSITY HOSPITAL		27	2	7%	29
UCLA HEALTHCARE CLINICAL LABS		23	6	21%	29
ST VINCENTS AMBULATORY CARE INC DBA		26	3	10%	29
DUVAL COUNTY HEALTH DEPARTMENT		29			29



# COVID-19: testing by laboratory

Data through May 3, 2021 verified as of May 4, 2021 at 09:25 AM

Data in this report are provisional and subject to change.

The numbers in the table below represent the number of Florida and non-Florida residents for whom test results were received by the Department of Health. A person can be tested by more than one laboratory and can have both positive and negative results. **Therefore, the sum of the numbers in each column will be larger than the total number of people tested.**

Reporting lab	Inconclusive	Negative	Positive	Percent positive	Total
STEWARD MELBOURNE HOSPITAL			29	100%	29
PALM GARDEN OF JACKSONVILLE		27	2	7%	29
RENAISSANCE SENIOR LIVING	1	28			29
TIFFANY LAKE CARE CENTERS INC		28	1	3%	29
INTERIM HEALTHCARE OF NORTHWEST FLORIDA INC		27	2	7%	29
HALIFAX HEALTH URGENT CARE		8	21	72%	29
MINUTECLINIC LLC #4449		27	2	7%	29
SUMMERGATE PHARMACY		27	2	7%	29
PINELLAS 1 HOME HEALTH CARE CORP		28	1	3%	29
PALMS, THE		29			29
UNIV OF ROCHESTER-STRONG MEMORIAL HOSP		28	1	3%	29
COMPREHENSIVE CHILDCARE		23	6	21%	29
WESTPAC LABS INC	1	16	11	39%	28
URGENT CARE CENTER			28	100%	28
PORT ST LUCIE HOSPITAL		25	3	11%	28
MARION PEDIATRICS PA		21	7	25%	28
BROWARD HEALTH IMPERIAL POINT NURSING			28	100%	28
MINUTECLINIC DIAGNOSTIC OF NORTH CAROLINA PC		25	3	11%	28
LAKE PLACID HEALTH AND REHABILITATION		1	27	96%	28
PARK WEST MEDICAL CENTER		27	1	4%	28
EDEN AT CRESTVIEW		12	16	57%	28
GMR EVENT SERVICES LLC DBA CROWDRX		28			28
ASTORIA HEALTH AND REHABILITATION CENTER		27	1	4%	28
WEST BROWARD CARE CENTER		24	4	14%	28
ADVENT HEALTH MEDICAL GROUP- FAMILY MEDICINE AT DR. PHILIPS		23	5	18%	28
FIRST CHOICE PEDIATRICS LOOP		25	3	11%	28
KIVA AT CANTERBURY, LLC		28			28
MINUTECLINIC DIAGNOSTIC OF TEXAS		24	4	14%	28
KEY PRIMARY CARE			28	100%	28
UTAH DEPARTMENT OF HEALTH			28	100%	28
SUMMIT MEDICAL GROUP - 75 E NORTHFIELD		23	5	18%	28
EMORY CRAWFORD LONG HOSPITAL LABORATOR		25	3	11%	28
ADVENT HEALTH MEDICAL GROUP FAMILY AND INTERNAL MEDICINE AT AVALON PAR		25	3	11%	28
ACCESS HEALTH CARE PHYSICIANS LLC		10	18	64%	28
FAMILY CARE PARTNERS		18	10	36%	28
ORANGE PEDIATRICS			28	100%	28
MINUTECLINIC DIAGNOSTIC OF TN, PC 374		23	5	18%	28
1 TOUCH TOTALCARE SOLUTIONS		25	3	11%	28
VASSAR BROTHERS MEDICAL CENTER LABORATORY		26	2	7%	28
MONTEFIORE NEW ROCHELLE HOSPITAL		25	3	11%	28
SHORE MEMORIAL HOSPITAL		25	3	11%	28
MEDEXPRESS URGENT CARE - BLOOMINGTON		23	5	18%	28
NATIONAL MENTOR HEALTHCARE LLC			28	100%	28
ECC PEDIATRICS		28			28
BROOKDALE PHILLIPPI CREEK			28	100%	28
Cleveland Clinic Laboratories		4	24	86%	28
MINUTE CLINIC DIAGNOSTIC OF TEXAS, LLC		24	3	11%	27

# COVID-19: testing by laboratory

Data through May 3, 2021 verified as of May 4, 2021 at 09:25 AM

Data in this report are provisional and subject to change.

The numbers in the table below represent the number of Florida and non-Florida residents for whom test results were received by the Department of Health. A person can be tested by more than one laboratory and can have both positive and negative results. **Therefore, the sum of the numbers in each column will be larger than the total number of people tested.**

Reporting lab	Inconclusive	Negative	Positive	Percent positive	Total
AEGIS MEDICAL GROUP, LLC		26	1	4%	27
COMMUNITY HEALTH OF SOUTH FLORIDA			27	100%	27
CVS NC7588POCT ASHEVILLE		23	4	15%	27
EPIC REFERENCE LABS INC			27	100%	27
Clearwater Center		13	14	52%	27
GRAND VILLA OF DELRAY EAST		27			27
West Gate Village, LLC		27			27
THE CLUB AT BOYNTON BEACH, LLC		25	2	7%	27
CARENOW - DOWNTOWN NORTH GULCH		25	2	7%	27
MINUTECLINIC DIAGNOSTIC OF TN PC #6363		22	5	19%	27
Summit Medical Group Westfield Lab		24	3	11%	27
CANTON-POTSDAM HOSPITAL LABORATORY		26	1	4%	27
BETHESDA HEALTH PHYSICIAN GROUP INC			27	100%	27
BOZEMAN HEALTH DEACONESS HOSPITAL		18	9	33%	27
ATRIA LADY LAKE		27			27
HUNT CLUB PEDIATRIC ASSOCIATES LLC		22	5	19%	27
URGENT FAMILY CARE INC		24	3	11%	27
ADVANCED HEALTHCARE ASSOCIATES		23	4	15%	27
CVA MINUTE CLINIC DIAGNOSTIC OF VIRGINIA, LLC		26	1	4%	27
ST MARYS MEDICAL CENTER			27	100%	27
MINUTECLINIC DIAGNOSTIC OF TN PC #378		24	3	11%	27
PHYSICIANS CARE		23	4	15%	27
LAKELAND HILLS CENTER		19	8	30%	27
SUNCOAST LABS			27	100%	27
OPTIMAL CARE PEDIATRICS		8	19	70%	27
LEXINGTON PLACE SENIOR LIVING COMMUNITY		27			27
THE COMMONWEALTH OF MASSACHUSETTS		1	26	96%	27
EMORY BENNETT VETERANS NURSING HOME	1	26			27
VICK STREET MANOR		27			27
LOOP PEDIATRICS		22	5	19%	27
BROOKDALE SOUTHPPOINT			27	100%	27
SPANISH RIVER HIGH SCHOOL ESE		23	4	15%	27
HOWARD BEACH URGENT CARE		25	2	7%	27
HEALTHPARK MEDICAL CENTER ABG LAB		26	1	4%	27
DIXIE COUNTY HEALTH DEPARTMENT		18	9	33%	27
EXPRESS CARE OF BELLEVIEW		27			27
MARQUESA MEDICAL		23	4	15%	27
FORT SANDERS REGIONAL LABORATORY		26			26
HOPE HEALTHCARE		25	1	4%	26
LOT HEALTH SERVICES☐	1	25			26
ADVENT HEALTH PARTIN SETTLEMENT HEALTH PARK		18	8	31%	26
DELRAY BEACH FACIAL PLASTIC SURGERY		26			26
DARDEN WELLNESS CENTER		23	3	12%	26
PULMONARY SPECIALISTS OF THE PALM BEACHES		16	10	38%	26
ABL MEDICAL CARE LLC			26	100%	26
MINUTECLINIC DIAGNOSTIC OF NORTH		22	4	15%	26
EAST HILL MEDICAL GROUP		17	9	35%	26

# COVID-19: testing by laboratory

Data through May 3, 2021 verified as of May 4, 2021 at 09:25 AM

Data in this report are provisional and subject to change.

The numbers in the table below represent the number of Florida and non-Florida residents for whom test results were received by the Department of Health. A person can be tested by more than one laboratory and can have both positive and negative results. **Therefore, the sum of the numbers in each column will be larger than the total number of people tested.**

Reporting lab	Inconclusive	Negative	Positive	Percent positive	Total
PALMETTO PEDIATRICS			26	100%	26
MONCRIEF ARMY HEALTH CLINIC			26	100%	26
INNOVATIVE RESEARCH OF WEST FLORIDA		23	3	12%	26
NEWYORK-PRESBYTERIAN/ LAWRENCE HOSPITAL LABORATORY		23	3	12%	26
GRADY HEALTH SYSTEM		26			26
TREEHOUSE PEDIATRICS & FAMILY CARE		26			26
COASTAL COMPLETE CARE		12	14	54%	26
EXPRESS FAMILY CARE LLC		11	15	58%	26
RJ LEE GROUP	1	23	2	8%	26
USCG AIR STATION CLEARWATER CLINIC		25	1	4%	26
CVS NV3210POCT LAS VEGAS		23	3	12%	26
PALM BEACH COUNTY FIRE RESCUE		24	2	8%	26
OAKTREE HEALTHCARE			26	100%	26
MAGNOLIA PEDIATRICS		4	22	85%	26
THE MINIER URGENT CARE		20	6	23%	26
WAKULLA COUNTY HEALTH DEPARTMENT		12	14	54%	26
NEW YORK METHODIST HOSPITAL		22	4	15%	26
MD BEAUTY LABS, PA		24	2	8%	26
MINUTECLINIC DIAGNOSTIC OF TN PC #320		18	8	31%	26
ADIRONDACK MEDICAL CENTER		26			26
LAKES DIALYSIS CENTER INC			26	100%	26
ARCPOINT LABS OF FORT LAUDERDALE		25	1	4%	26
ADVENTHEALTH MEDICAL GROUP PEDIATRIC & ADOLESCENT		25	1	4%	26
COASTAL SKIN SURGERY AND DERMATOLOGY		18	8	31%	26
ST. CLOUD HOSPITAL		20	5	20%	25
CENTRAL FLORIDA PEDIATRIC URGENT CARE LLC		21	4	16%	25
STATE LAB		3	22	88%	25
SUNQUEST		3	22	88%	25
ADVENT HEALTH EXPRESS		9	16	64%	25
PHYSICIANS STAT		3	22	88%	25
J AND J VISTAKON EMPLOYEE HEALTH CENTER		24	1	4%	25
SOUTH FLORIDA DIALYSIS CENTER		8	17	68%	25
FINLAY C. LABORATORY		4	21	84%	25
JUPITER MEDICAL CENTER		1	24	96%	25
ASURANCE SCIENTIFIC LABORATORIES		24	1	4%	25
TOTAL ACCESS URGENT CARE		1	24	96%	25
ROSS MEDICAL GROUP			25	100%	25
WESTPAC LABS		1	24	96%	25
ST VINCENT'S EAST		23	2	8%	25
STEWART MEDICAL GROUP INC			25	100%	25
OLIVE BRANCH HEALTH AND REHABILITATION CENTER			25	100%	25
VISTACARE PHARMACY I		21	4	16%	25
VILLAGES REHABILITATION AND NURSING CENTER		24	1	4%	25
MADWAR		19	6	24%	25
LAKE HOWARD HEIGHTS	1	21	3	12%	25
TREASURE COAST URGENT CARE			25	100%	25
JUST FOR KIDS PEDIATRICS		5	20	80%	25

# COVID-19: testing by laboratory

Data through May 3, 2021 verified as of May 4, 2021 at 09:25 AM

Data in this report are provisional and subject to change.

The numbers in the table below represent the number of Florida and non-Florida residents for whom test results were received by the Department of Health. A person can be tested by more than one laboratory and can have both positive and negative results. **Therefore, the sum of the numbers in each column will be larger than the total number of people tested.**

Reporting lab	Inconclusive	Negative	Positive	Percent positive	Total
UNIV OF NORTH ALABAMA HEALTH CENTER		22	3	12%	25
ENCOMPASS HOME HEALTH OF THE SOUTHEAST LLC		23	2	8%	25
GREEN GABLES ASSISTED LIVING FACILITY		25			25
JOINT AMBULATORY CARE CENTER		25			25
THE WATERMARK AT VISTAWILLA		25			25
DALE MEDICAL CENTER		20	5	20%	25
ADEPT INPATIENT MEDICAL SERVICES PC		25			25
FEDERAL PRISON CAMP PENSACOLA			25	100%	25
ADVENT HEALTH - LAKE MARY PEDIATRICS		16	9	36%	25
MINUTECLINIC, LLC, #4160		20	4	17%	24
THE CHAPPEL GROUP RESEARCH		24			24
MAITLAND PRIMARY CARE		9	15	63%	24
PACIFICA SENIOR LIVING FORT MYERS		15	9	38%	24
LAKE NONA MEDICAL SERVICES		16	8	33%	24
SARASOTA MEMORIAL NURSING & REHABILITATION CTR		24			24
PRIME CARE ONE LLC/HARBORCHASE OF VENICE			24	100%	24
WELLOW URGENT CARE		23	1	4%	24
EDWARD S BENNETT MD PLLC		24			24
HERITAGE OAKS ASSISTED LIVING & MEMORY CARE		20	4	17%	24
ATRIA AT ST JOSEPHS		24			24
MADISON COUNTY MEMORIAL HOSP		12	12	50%	24
Wesley Place on Honeysuckle		22	2	8%	24
ST ELIZABETH MEDICAL CENTER LABORATORY		21	3	13%	24
MEDEXPRESS URGENT CARE - SEMINOLE SQUA		22	2	8%	24
PHYSICIANS PRIMARY CARE OF SW FLORIDA PL		24			24
PALMS MEDICAL GROUP - LAKE CITY WEST		3	21	88%	24
FLORENCE J HUNT STUDENT WELLNESS CENTER - HEALTH SERVICES (ABBOTT)		24			24
CSH LAKE ORIENTA LP		24			24
COURTYARDS OF ORLANDO		24			24
BAPTIST PEDIATRICS		20	4	17%	24
SOUTH NASSAU COMMUNITIES HOSPITAL		20	4	17%	24
PALM BEACH GARDENS MEDICAL CENTER			24	100%	24
ALAN SERURE MD		24			24
WESTMINSTER WOODS ON JULINGTON CREEK		22	2	8%	24
MID FLORIDA PATHOLOGY LLC		23	1	4%	24
SENIOR LIVING IV SUN CITY LLC		17	7	29%	24
MED PLUS FLORENCE		20	4	17%	24
MINUTECLINIC MINUTECLINIC #8746		23	1	4%	24
DOCTORS MEDICAL CENTER OF WALTON COUNTY CLINIC			24	100%	24
AVENTIS BIO-SERVICES CTL		24			24
RAINBOW PEDIATRIC CENTER		2	22	92%	24
URGENT CARE USA			24	100%	24
A PLUS FAMILY URGENT CARE			24	100%	24
ADVANCED URGENT CARE CENTER		7	17	71%	24
South Heritage Health and Rehab		24			24
WELLMED AT BRANDON REGIONAL		17	7	29%	24
FORT PIERCE FAMILY CARE INC		18	6	25%	24

# COVID-19: testing by laboratory

Data through May 3, 2021 verified as of May 4, 2021 at 09:25 AM

Data in this report are provisional and subject to change.

The numbers in the table below represent the number of Florida and non-Florida residents for whom test results were received by the Department of Health. A person can be tested by more than one laboratory and can have both positive and negative results. **Therefore, the sum of the numbers in each column will be larger than the total number of people tested.**

Reporting lab	Inconclusive	Negative	Positive	Percent positive	Total
GRAND VILLA OF SARASOTA		23	1	4%	24
GILCHRIST COUNTY JAIL		22	2	8%	24
NORTHEAST GEORGIA MEDICAL CENTER		24			24
HENNEPIN COUNTY MEDICAL CENTER (HCMC)		13	11	46%	24
TARPON BAYOU CENTER			24	100%	24
WALGREENS #04618		21	3	13%	24
CHARLOTTE CHD PORT CHARLOTTE		20	4	17%	24
SARNO FAMILY PRACTICE		11	13	54%	24
LABORATORY DYNAMICS		20	4	17%	24
ROWLETT MIDDLE ACADEMY		22	2	8%	24
BAYFRONT HMA CONVENIENT CARE, LLC		2	22	92%	24
INTERVENTIONAL REHABILITATION OF SOUTH FLORIDA		16	8	33%	24
DAYTONA BEACH OPC		21	3	13%	24
SENIOR HEALTH OF WINTER PARK DUNDEE		24			24
MORTON PLANT NORTH BAY HOSPITAL			24	100%	24
NOVANT HEALTH		18	6	25%	24
PASSPORT HEALTH OF TAMPA BAY		21	3	13%	24
FLORIDA MEDICAL CLINIC - NEW TAMPA		19	5	21%	24
UAH STUDENT HEALTH CENTER		17	7	29%	24
TIMBERLANE LODGE ALF	1	16	7	29%	24
CL BRUMBACK PRIMARY CARE CLINIC LANTANA		2	22	92%	24
LIFELINK TISSUE BANK D/B/A LIFELINK TISSUE BANK		20	4	17%	24
HEALTH MED CENTERS		24			24
DOC PAM PA		23	1	4%	24
NORTHWEST FLORIDA COMMUNITY HOSPITAL 3RD FLOOR		21	2	9%	23
Sovereign Laboratory Services, LLC		20	3	13%	23
GLEN COVE HOSPITAL		23			23
FAST PACE MEDICAL CLINIC PLLC		21	2	9%	23
PULSE MEDICAL GROUP INC			23	100%	23
UNIVERSITY HILLS HEALTH AND REHABILITATION CENTER		18	5	22%	23
NEW JERSEY		22	1	4%	23
WOODHOUSE INC		17	6	26%	23
PALM BAY FAMILY PRACTICE		6	17	74%	23
PEPIN ACADEMIES-PASCO		22	1	4%	23
EGL GENETIC DIAGNOSTICS		1	22	96%	23
ERIC C MARSHAL MD, PC DBA MINUTECLINIC		22	1	4%	23
Z UROLOGY		22	1	4%	23
WUESTHOFF MEDICAL CENTER-MELBOURNE			23	100%	23
NOBLE SENIOR LIVING		3	20	87%	23
MIAMI BEACH MEDICAL GROUP			23	100%	23
REGENEXX TAMPA BAY		20	3	13%	23
TRINITY MEDICAL ASSOCIATES LLC			23	100%	23
CARESPOT		2	21	91%	23
COASTAL FAMILY PRACTICE		15	8	35%	23
OMEGA LABORATORIES		19	4	17%	23
TREEHOUSE PEDIATRICS		19	4	17%	23
COMMONWEALTH OF MASSACHUSETTS			23	100%	23



# COVID-19: testing by laboratory

Data through May 3, 2021 verified as of May 4, 2021 at 09:25 AM

Data in this report are provisional and subject to change.

The numbers in the table below represent the number of Florida and non-Florida residents for whom test results were received by the Department of Health. A person can be tested by more than one laboratory and can have both positive and negative results. **Therefore, the sum of the numbers in each column will be larger than the total number of people tested.**

Reporting lab	Inconclusive	Negative	Positive	Percent positive	Total
FLUSHING HOSPITAL MEDICAL CENTER		19	4	17%	23
APOLLO SURGERY CENTER		21	2	9%	23
49D2045214PHYSICIAN OFFICE WAIVER MEDEXPRESS URGENT CARE - HARRISONBU		14	9	39%	23
MARQUES PEDIATRICS			23	100%	23
SONATA BOYNTON BEACH		21	2	9%	23
PRIMECARE AT PORT ORANGE		4	19	83%	23
LAKEVIEW HEALTH CARE SYSTEMS		9	14	61%	23
ISLAND COAST PEDIATRICS PA		22	1	4%	23
ESOTERIX GENETIC LABORATORIES		17	6	26%	23
NEW YORK PRESBYTERIAN - ALLEN HOSPITAL		23			23
WELLMED AT LAKE COPELAND		17	6	26%	23
UF HEALTH NORTH JACKSONVILLE			23	100%	23
CORE LABORATORY		1	22	96%	23
BAYFRONT FAMILY HEALTH CENTER		3	20	87%	23
FLORIDA PEDIATRICS		6	16	73%	22
BASSETTI & ASSOCIATES, MD, PA			22	100%	22
ELAN SPANISH SPRINGS		4	18	82%	22
MINUTECLINIC DIAGNOSTIC PA		19	3	14%	22
OCEANSIDE URGENT CARE		22			22
CONNECTDX		7	15	68%	22
ORANGE PARK PEDIATRIC ASSOCIATES		10	12	55%	22
INTERNAL MEDICINE LIPID AND WELNNESS PRACTICE		10	12	55%	22
BROOKDALE WEST BOYNTON BEACH		22			22
MEDEXPRESS URGENT CARE - TIMBERLAKE		19	3	14%	22
MINUTECLINIC DIAGNOSTICS MEDICAL GROUP		21	1	5%	22
ROCKLEDEGE REGIONAL MEDICAL CENTER		17	5	23%	22
OHIO CVS STORES, LLC DBA		19	3	14%	22
TEN HEALTHCARE		6	16	73%	22
GAMMA DIAGNOSTIC LAB LLC			22	100%	22
MORRIS PARK URGENT CARE		19	3	14%	22
MOBILE DIVISION LABORATORY		7	15	68%	22
YUSRA MEDICAL ASSOCIATES PA		16	6	27%	22
ORANGE REGIONAL MEDICAL CENTER LABORATORY		17	5	23%	22
PRIMARY CARE SPECIALISTS OF ORLANDO LLC		17	5	23%	22
MINUTE-CLINIC DIAGNOSTIC OF VIRGINIA		18	4	18%	22
CVS MINUTE CLINIC DIAGNOSTIC OF TN #6044		20	2	9%	22
EBEIDS MD PEDIATRICS		19	3	14%	22
TEXAS DEPARTMENT OF STATE HEALTH SERVICES		3	19	86%	22
FLORIDA HOSPITAL LABS		12	10	45%	22
KELLY'S ASSISTED LIVING FACILITY		22			22
BAYCARE MEDICAL GROUP INC			22	100%	22
MINUTECLINIC DIAGNOSTIC OF TEXAS LLC		20	2	9%	22
ST VINCENT'S URGENT CARE		19	3	14%	22
SOLE HEALTH LLC		22			22
DIACARTA INC.		22			22
GUARDANT HEALTH		16	6	27%	22
SEAGRASS VILLAGE			22	100%	22

# COVID-19: testing by laboratory

Data through May 3, 2021 verified as of May 4, 2021 at 09:25 AM

Data in this report are provisional and subject to change.

The numbers in the table below represent the number of Florida and non-Florida residents for whom test results were received by the Department of Health. A person can be tested by more than one laboratory and can have both positive and negative results. **Therefore, the sum of the numbers in each column will be larger than the total number of people tested.**

Reporting lab	Inconclusive	Negative	Positive	Percent positive	Total
GENTIVA HEALTH SERVICES		20	2	9%	22
SOUTH CAROLINA DEPARTMENT OF HEALTH			22	100%	22
MORNINGSIDE MANOR & VILLA ADULT CARE C		22			22
GRAND VILLA OF PALM COAST		22			22
MARATHON HEALTH FOR LIFE		19	3	14%	22
FAMILY AND AFTER HOURS CARE		22			22
OHSU MOLECULAR MICROBIOLOGY LAB		21	1	5%	22
HARTFORD HOSPITAL ANCILLARY LAB		17	5	23%	22
MEDI STATION			22	100%	22
CVS NC4165POCT BREVARD		14	8	36%	22
LAKEWOOD RANCH MEDICAL CENTER CLINICAL LAB			22	100%	22
GLEN OAKS URGENT CARE		20	2	9%	22
SHELBY BAPTIST MEDICAL CENTER		16	5	24%	21
MINUTECLINIC, LLC #4507		19	2	10%	21
ROCKLEDGE FAMILY HEALTH			21	100%	21
PREMIUM HEALTH CARE			21	100%	21
RHODE ISLAND DEPARTMENT OF HEALTH			21	100%	21
ARDEN COURTS OF WINTER SPRINGS		18	3	14%	21
GRACE WELLNESS CENTER		8	13	62%	21
WACO HHSSURGEWACO	1	17	3	14%	21
HELIX DIAGNOSTICS			21	100%	21
MINUTECLINIC DIAGNOSTIC OF RHODE ISLAND, LLC #590		20	1	5%	21
HARLEM HOSPITAL CENTER		20	1	5%	21
HEALTHY MINORS, LLC.		20	1	5%	21
WINTER PARK FAMILY PRACTICE LLC		17	4	19%	21
ADVENTHEALTH MEDICAL GROUP PEDIATRICS AT		4	17	81%	21
INTERNATIONAL MEDICAL LABORATORY INC		21			21
CITY OF CLEARWATER EMPLOYEE HEALTH CENTER		10	11	52%	21
SOMA MEDICAL CENTER, PA #4 FLORIDA MANGO		1	20	95%	21
JEFFERSON K-12, A SOMERSET SCHOOL- CLINIC		17	4	19%	21
Citymd Of Lacey		18	3	14%	21
NONA PEDIATRIC CENTER		15	6	29%	21
NAVAL MEDICAL CENTER SAN DIEGO			21	100%	21
TENNESSEE DEPARTMENT OF HEALTH		15	6	29%	21
ADVENTHEALTH MEDICAL GROUP	1	14	6	29%	21
THRIF-T DRUGS INC		19	2	10%	21
THE VILLAGES HEALTH		12	9	43%	21
ST JUDE CHILDRENS RESEARCH HOSPITAL		21			21
CLEVELAND CLINIC FLORIDA		1	20	95%	21
BARTON FAMILY PRACTICE		10	11	52%	21
ESTATES MEDICAL CENTER		12	9	43%	21
GOOD SAMARITAN MEDICAL CENTER			21	100%	21
CARENOW URGENT CARE-BRENTWOOD		15	6	29%	21
CLINICAL PATHOLOGY LABORATORIES SOUTHEAST			21	100%	21
CVS MINUTE CLINIC DIAGNOSTIC OF TEXAS LLC		17	4	19%	21
COLUMBIA MEMORIAL HOSPITAL		21			21
UPMC CHAUTAUQUA AT WCA LABORATORY		20	1	5%	21

# COVID-19: testing by laboratory

Data through May 3, 2021 verified as of May 4, 2021 at 09:25 AM

Data in this report are provisional and subject to change.

The numbers in the table below represent the number of Florida and non-Florida residents for whom test results were received by the Department of Health. A person can be tested by more than one laboratory and can have both positive and negative results. **Therefore, the sum of the numbers in each column will be larger than the total number of people tested.**

Reporting lab	Inconclusive	Negative	Positive	Percent positive	Total
CITY OF SANFORD EMPLOYEE HEALTH AND		20	1	5%	21
PEDIATRIC ASSOCIATES PA		17	4	19%	21
PRIMECARE OF DOTHAN-DALEVILLE CLINIC		16	5	24%	21
REVA INC		17	4	19%	21
POINT OF CARE CLINICS PRIMARY CARE		20	1	5%	21
SELECT PHYSICIANS ALLIANCE		21			21
ADVENT HEALTH - KISSIMMEE		6	15	71%	21
FAMILY CARE CYPRESS CREEK		1	19	95%	20
GOOD SAMARITAN SOCIETY OF DAYTONA		16	4	20%	20
BAPTIST MEDICAL GRP URGENT CARE & OCC HEALTH AIRPO		20			20
CONSOLIDATED LAB SERVICES		10	10	50%	20
BEST MEDICAL CENTER		11	9	45%	20
AUBURN COMMUNITY HOSPITAL		18	2	10%	20
REDITUS LABORATORIES			20	100%	20
KIDS CARE PEDIATRICS PA			20	100%	20
CVS HEALTH, #3396		18	2	10%	20
MINUTECLINIC, LLC #1586		14	6	30%	20
PONCE PLAZA NURSING & REHAB CENTER		4	16	80%	20
FORT WALTON BEACH DEVELOPMENTAL CENTER		19	1	5%	20
MCWHORTER SCHOOL OF PHARMACY		20			20
TGH MEDICAL GROUP LABORATORY CARROLLWOOD			20	100%	20
KIDSWOOD PEDIATRICS CORP		6	14	70%	20
MINUTECLINIC DIAGNOSTIC OF TN PC #566		16	4	20%	20
STATEN ISLAND UNIVERSITY HOSPITAL		19	1	5%	20
VIERA FAMILY MEDICINE AND WELLNESS		16	4	20%	20
SHIELDT3 LLC		20			20
MEDICAL EXPRESS CORP		18	2	10%	20
COMMUNITY HOME HEALTH CARE		20			20
Floral Health and Rehabilitation, LLC		19	1	5%	20
MINUTECLINIC DIAGNOSTIC OF SC, LLC #2		16	4	20%	20
FIRST CHOICE PEDIATRICS WINTER SPRINGS		15	5	25%	20
DEPT OF VA MEDICAL CENTER - BAY PINES			20	100%	20
CARESPOT OF NOCATEE		1	19	95%	20
ROBINSON FAMILY CLINIC PA		11	9	45%	20
URGENT TEAM		17	3	15%	20
MINUTECLINIC DIAGNOSTIC OF MICHIGAN PC		19	1	5%	20
LAKE WORTH MANOR		19	1	5%	20
BROWNE MEDICAL		18	2	10%	20
THE CANOPY AT HARPER LAKE	1		19	95%	20
WINSHIPS PHARMACY INC		20			20
MINUTE CLINIC		2	18	90%	20
REGENCY SQUARE MALL - SEARS		4	16	80%	20
PROFESSIONAL PARK PEDIATRICS PA			20	100%	20
BAY PEDIATRICS PA		18	2	10%	20
ST ANTHONY'S HOSP PATIENT CARE SERVICE			20	100%	20
ODYSSEY HEALTHCARE OF MARION COUNTY, LLC		19	1	5%	20
ANYTIME LAB, LLC		18	2	10%	20

# COVID-19: testing by laboratory

Data through May 3, 2021 verified as of May 4, 2021 at 09:25 AM

Data in this report are provisional and subject to change.

The numbers in the table below represent the number of Florida and non-Florida residents for whom test results were received by the Department of Health. A person can be tested by more than one laboratory and can have both positive and negative results. **Therefore, the sum of the numbers in each column will be larger than the total number of people tested.**

Reporting lab	Inconclusive	Negative	Positive	Percent positive	Total
ADVENTIST HEALTH SYSTEM		16	4	20%	20
BIOREFERENCE LABORATORIES		8	12	60%	20
PRIMARY CARE MEDICINE	1	13	6	30%	20
BROOKDALE MANDARIN CENTRAL		7	13	65%	20
ORLANDO FAMILY PHYSICIANS INC		14	6	30%	20
MED HEALTH SERVICES		18	1	5%	19
ELTINGVILLE CIRCLE URGENT CARE		18	1	5%	19
OCEAN REEF MEDICAL CENTER, LLC			19	100%	19
LAB INTERMARKET FACILITY LAB		1	18	95%	19
BAPTIST MEMORIAL HEALTH CARE		17	2	11%	19
CLERMONT ADVENTHEALTH CENTRA CARE		1	18	95%	19
INTEGRATED REGIONAL LABORATORIES - LARGO			19	100%	19
NANO HEALTH ASSOCIATES LLC		19			19
MICHELLE S PAGE MD PA		18	1	5%	19
INTEGRATED FAMILY MEDICAL CENTER			19	100%	19
MONROE COUNTY DETENTION CENTER			19	100%	19
EMERALD COAST HOSPICE - CRESTVIEW		19			19
MINUTECLINIC INCORPORATE, LLC		16	3	16%	19
CLINIC OF PEDIATRICS & GI MEDICINE INC		1	18	95%	19
CITY OF LAKE MARY EMPLOYEE HEALTH CENTER		16	3	16%	19
CARE POINT HEALTH & WELLNESS CENTER		19			19
ABC PEDIATRICS OF PORT ST LUCIE		17	2	11%	19
FRUITVILLE URGENT CARE			19	100%	19
URGENT CARE & FAMILY PRACTICE CENTER			19	100%	19
CAREHERE- LCS LEESBURG			19	100%	19
ASHRAF MEDICAL GROUP PLLC DBA PULSE M		18	1	5%	19
COLLEGE POINT URGENT CARE		16	3	16%	19
STONE WASH CLINICAL LABORATORIES		2	17	89%	19
SEVEN RIVERS REGIONAL MEDICAL CENTER		5	14	74%	19
VALHALLA MEDICS		19			19
MD PLUS URGENT CARE, LLC			19	100%	19
STAT MEDICAL CLINIC III INC		13	6	32%	19
FLORIDA COMMUNITY HEALTH CENTER OF ST. LUCIE		1	18	95%	19
MAIMONIDES MEDICAL CENTER		16	3	16%	19
FLORIDA HOSPITAL WINTER GARDEN		15	4	21%	19
VALLEY IMMEDIATE CARE		16	3	16%	19
ST. JUDES LABORATORIES		13	6	32%	19
FOX FAMILY PRACTICE		19			19
ALL PEDIATRIC CARE			19	100%	19
CORNER OAK ESTATE LLC		19			19
MC DIAGNOSTIC OF CONNECTICUT, PC #1960		19			19
JACKSON NORTH MEDICAL CENTER		2	17	89%	19
CVS MINUTE CLINIC DIAGNOSTIC OF TEXAS, LLC		15	4	21%	19
LOVING CARE OF THE TREASURE COAST LLC	1	13	5	26%	19
AURORA UNIVERSITY WELLNESS CENTER		19			19
ANYLABTESTNOW		6	13	68%	19
CARESPOT EXPRESS HEALTHCARE			19	100%	19

# COVID-19: testing by laboratory

Data through May 3, 2021 verified as of May 4, 2021 at 09:25 AM

Data in this report are provisional and subject to change.

The numbers in the table below represent the number of Florida and non-Florida residents for whom test results were received by the Department of Health. A person can be tested by more than one laboratory and can have both positive and negative results. **Therefore, the sum of the numbers in each column will be larger than the total number of people tested.**

Reporting lab	Inconclusive	Negative	Positive	Percent positive	Total
ST CATHERINE OF SIENA HOSPITAL		17	2	11%	19
ROBERT WOOD JOHNSON UNIVERSITY HOSP		17	2	11%	19
JOHNS HOPKINS MEDICAL LABORATORIES		1	18	95%	19
BAYVIEW MEDICAL		19			19
ROYAL PALM MEDICAL GROUP, INC		19			19
MINUTE CLINIC DIAGNOSTIC OF TN PC #64		18	1	5%	19
BRIDGEWAY HEALTH CLINICS INC			19	100%	19
NO NAME		8	11	58%	19
MEDEXPRESS URGENT CARE, MOON TOWNSHIP		17	1	6%	18
MINUTE CLINIC DIAGNOSTIC OF SOUTH CAROLINA		14	4	22%	18
GENERAL INTERNAL MEDICINE MEDICAL CTR CLINIC		13	5	28%	18
AVALON FAMILY RESORT ASSISTED LIVING LLC		18			18
MEDLAB INC		18			18
DAVID LAWRENCE CENTER INC		16	2	11%	18
Terrace of Jacksonville		3	15	83%	18
SANTA ROSA COUNTY JAIL - WELLPATH			18	100%	18
DR PHILLIPS MEDICAL WELLNESS CENTER		13	5	28%	18
MARION COUNTY HEALTH DEPARTMENT		17	1	6%	18
XPRESS WELLNESS URGENT CARE			18	100%	18
CVS MINUTE CLINIC DIAGNOSTIC OF WISCONSIN		18			18
CVS MINUTE CLINIC DIAGNOSTIC PA		13	5	28%	18
BRONSON FIRE DEPARTMENT		18			18
URGENT CARE AT LONGWOOD			18	100%	18
MOORINGS PARK OAKSTONE AT GREY OAKS		17	1	6%	18
MI CASA DORADA ASSISTED LIVING FACILIT		18			18
TPCA CLINICAL LABORATORIES		15	3	17%	18
BERGEN NEW BRIDGE M		16	2	11%	18
ASCENSION ST VINCENT'S PRIMARY CARE		1	17	94%	18
IONA COLLEGE HEALTH & WELLNESS CENTER		18			18
TENDER CARE ALF		18			18
CRANES VIEW LODGE			18	100%	18
MC DIAGNOSTIC OF CONNECTICUT, PC #775		17	1	6%	18
ADVENT HEALTH - WINTER HAVEN		8	10	56%	18
SONORA QUEST LABORATORIES			18	100%	18
CLEVELAND CLINIC			18	100%	18
MADISON CORE LABORATORIES		17	1	6%	18
INTERMOUNTAIN CENTRAL LAB		1	17	94%	18
MIRIMUS INC		1	17	94%	18
BROOKDALE ST AUGUSTINE		1	17	94%	18
UM MILLER SCHOOL OF MEDICINE			18	100%	18
MINUTECLINIC, LLC, DBA MINUTECLINIC #6		16	2	11%	18
PPD - IXLAYER		17	1	6%	18
AURORA DIAGNOSTICS		6	12	67%	18
107TH PLACE GROUP HOME		18			18
PRATTVILLE BAPTIST HOSPITAL		14	4	22%	18
MINUTECLINIC #8699		14	4	22%	18
MEDEXPRESS URGENT CARE - ROBINSON TWP, STEUBENVILLE PIKE		16	2	11%	18



# COVID-19: testing by laboratory

Data through May 3, 2021 verified as of May 4, 2021 at 09:25 AM

Data in this report are provisional and subject to change.

The numbers in the table below represent the number of Florida and non-Florida residents for whom test results were received by the Department of Health. A person can be tested by more than one laboratory and can have both positive and negative results. **Therefore, the sum of the numbers in each column will be larger than the total number of people tested.**

Reporting lab	Inconclusive	Negative	Positive	Percent positive	Total
CVS PHARMACY		1	17	94%	18
CABOT RESERVE ON THE GREEN		18			18
OSCEOLA ALF OPERATOR, LLC DBA□		18			18
FORT HAMILTON URGENT CARE		18			18
WALGREEN EASTERN CO, INC		18			18
BAY COUNTY HEALTH DEPARTMENT		14	4	22%	18
MEDEXPRESS URGENT CARE LEWISBURG		17	1	6%	18
ST JOSEPH HOSPITAL		16	1	6%	17
COMMUNITY HEALTH OF SOUTH FLORIDA INC			17	100%	17
LEHIGH VALLEY HOSPITAL		3	14	82%	17
MINUTECLINIC DIAGNOSTIC OF TN PC #643		13	4	24%	17
URGENT CARE OF NEW YORK		16	1	6%	17
CALLAWAY CLINIC		12	5	29%	17
YORKVILLE PEDIATRIC URGENT CARE		17			17
ALBIBI		1	16	94%	17
CIMA MEDICAL CENTER		16	1	6%	17
BROOKDALE CROWN POINT			17	100%	17
CVS MINUTE CLINIC DIAGNOSTIC OF VIRGINIA		17			17
INN AT LAKE SEMINOLE SQUARE, THE		17			17
BLOUNT MEMORIAL HOSPITAL		14	3	18%	17
SARASOTA MEDICAL CENTER		6	11	65%	17
PALATKA VA CBOC		16	1	6%	17
GENOTOX LABORATORIES		14	3	18%	17
Atlanta VAMC		12	5	29%	17
URGENT CARE WEST CLINIC		14	3	18%	17
PARRISH HEALTH CENTER		14	3	18%	17
RIVERSIDE MEDICAL GROUP		16	1	6%	17
WELLINGTON FAMILY PRACTICE		13	4	24%	17
UC HEALTH UNIVERSITY HOSPITAL		14	3	18%	17
WELLSTAR NORTH FULTON HOSPITAL LABORAT		16	1	6%	17
UNIVERSITY LAB			17	100%	17
MASSACHUSETTS GENERAL HOSPITAL		1	16	94%	17
UNIVERSITY OF ALABAMA - FUNGAL REFERENCE LABORATORY		12	5	29%	17
MINUTECLINIC DIAGNOSTIC OF TN PC #6415		13	4	24%	17
STARLING AT NOCATEE			17	100%	17
COMPREHENSIVE CHILDCARE ASSOCIATES		9	8	47%	17
MEDEXPRESS URGENT CARE- MARYLAND		14	3	18%	17
BAY BREEZE HEALTH AND REHABILITATION CENTER		9	8	47%	17
NOVANT HEALTH GOHEALTH URGENT CARE-HARRISBURG		8	9	53%	17
PRIMARY CARE WALK IN CLINIC PLLC			17	100%	17
SAVANNAH STATE UNIVERSITY, COUNSELING		17			17
UVMCM MICROBIOLOGY		16	1	6%	17
DIEGO FALLON MD PA		6	11	65%	17
GENETIC TECHNOLOGICAL INNOVATIONS			17	100%	17
TGH URGENT CARE - WESTCHASE			17	100%	17
BRYAN WHITFIELD MEMORIAL HOSPITAL		12	5	29%	17
ADVENT HEALTH - ZEPHYRHILLS			17	100%	17

# COVID-19: testing by laboratory

Data through May 3, 2021 verified as of May 4, 2021 at 09:25 AM

Data in this report are provisional and subject to change.

The numbers in the table below represent the number of Florida and non-Florida residents for whom test results were received by the Department of Health. A person can be tested by more than one laboratory and can have both positive and negative results. **Therefore, the sum of the numbers in each column will be larger than the total number of people tested.**

Reporting lab	Inconclusive	Negative	Positive	Percent positive	Total
ESTATES MEDICAL CENTER INC		4	13	76%	17
MARCO DRUGS AND COMPOUNDING		13	4	24%	17
HEALTHCARE NOW			17	100%	17
MONTEFIORE ST LUKE'S CORNWALL HOSPITAL		13	4	24%	17
MEDEXPRESS URGENT CARE - LAFAYETTE		16	1	6%	17
SOMA MEDICAL CENTER PA			17	100%	17
MINUTECLINIC DIAGNOSTIC OF OKLAHOMA		14	3	18%	17
FLORIDA KEYS CONCIERGE MEDICINE, LLC		15	2	12%	17
RESOLVE MOLECULAR DIAGNOSTICS		13	4	24%	17
EAR NOSE & THROAT ASSOCIATES OF MANATEE PA		17			17
WELLSTAR COBB HOSPITAL		15	2	12%	17
NORTHSIDE HOSPITAL DULUTH		14	3	18%	17
IXI WELLNESS DALLAS, LLC		17			17
LYNN KEEFE, MD PEDIATRICS		14	3	18%	17
CARE NOW, INC		13	4	24%	17
KIMBERLY J HENDERSON MD PC		16	1	6%	17
COAST MED URGENT CARE		16	1	6%	17
CVS NC2357POCT HUNTERSVILLE		15	2	12%	17
CVS MINUTE CLINIC DIAGNOSTIC MED GRP OF CA		17			17
GOOD SAMARITAN SOCIETY		16			16
ST AUGUSTINE PLANTATION		1	15	94%	16
PANAMA CITY VITAS HOSPICE		16			16
ALL FLORIDA FAMILY & SPORTS MEDICINE		15	1	6%	16
DAVITA DIALYSIS		4	12	75%	16
UNAVAILABLE/UNKNOWN/NO INFORMATION FOUND			16	100%	16
MINNEOLA PLACE A HOMEBRIDGE COMMUNITY		16			16
TOXUSALABS DBA CONNECTDX LABS		13	3	19%	16
HODGES CLUSTER		2	14	88%	16
TMH FSU RAPID LABORATORY		2	14	88%	16
MORTON PLANT MEASE			16	100%	16
MILLENNIUM PHYSICIAN GRP LLC NAPLES PINE RIDGE			16	100%	16
NORTHWEST FLORIDA ENT, PA		5	11	69%	16
BONIFAY NURSING AND REHABILITATION CENTER			16	100%	16
MINUTECLINIC DIAGNOSTIC OF VIRGINIA, LLC #1416		15	1	6%	16
TINA'S ASSISTED LIVING FACILITY CORP		16			16
Heartland Healthcare Center Boca Raton		2	14	88%	16
NORTHERN WESTCHESTER HOSPITAL LABORATORY		14	2	13%	16
INDIANA STATE DEPARTMENT OF HEALTH		1	15	94%	16
PRO HEALTH FAMILY PHYSICIANS, NYSTROM		16			16
PROMEDICA LABORATORIES		11	5	31%	16
CENTRAL JERSEY URGENT CARE OF EATONTOW		15	1	6%	16
JS HEALTHCARE INC		16			16
NORTHWEST FLORIDA SLEEP		1	15	94%	16
JACKSON LABORATORY FOR GENOMIC MEDICIN		16			16
JOSEPH MIGNOGNA		13	3	19%	16
URGENT CARE CLINIC OF LINCOLN		14	2	13%	16
SRMC AVALON		9	7	44%	16

# COVID-19: testing by laboratory

Data through May 3, 2021 verified as of May 4, 2021 at 09:25 AM

Data in this report are provisional and subject to change.

The numbers in the table below represent the number of Florida and non-Florida residents for whom test results were received by the Department of Health. A person can be tested by more than one laboratory and can have both positive and negative results. **Therefore, the sum of the numbers in each column will be larger than the total number of people tested.**

Reporting lab	Inconclusive	Negative	Positive	Percent positive	Total
ST JOSEPHS HOSP OF ATLANTA/CLINIC LAB		14	2	13%	16
XERA MED RESEARCH			16	100%	16
UNIVERSITY OF MIAMI MILLER SCHOOL			16	100%	16
KETAMINE HEALTH CENTERS AT BONITA SPRINGS, LLC		16			16
STATEN ISLAND UNIVERSITY HOSPITAL SEGUINE AVE		13	3	19%	16
HUDSON VALLEY HOSPITAL CENTER LABORATORY		15	1	6%	16
COMMUNITY CARE CENTER☐		15	1	6%	16
WALGREENS #07936		15	1	6%	16
RICH STREET GROUP HOME		9	7	44%	16
INFEXIONSHIELD INC.		16			16
Lab MSMC Hialeah			16	100%	16
MEDICINE AT LONGWOOD		16			16
LAKEVIEW HEALTH SYSTEMS			16	100%	16
PRESBYTERIAN MEDICAL SERVICES		16			16
FAST TRACK URGENT CARE CENTER - TYRONE			16	100%	16
BVL PEDIATRICS		14	2	13%	16
NEMOURS CHILDREN'S URGENT			16	100%	16
KAILOS GENETICS INC		13	3	19%	16
OKEECHOBEE HEALTHCARE FACILITY			16	100%	16
HUNTINGTON URGENT CARE		15	1	6%	16
SUFFRIDGE DRIVE GROUP HOME		16			16
INTERNAL MEDICINE ASSOCIATES & SPECIALTIES INC		15	1	6%	16
HAWTHORNE INN OF LAKELAND		16			16
FLORIDA MEDICAL ASSOCIATES LLC		9	7	44%	16
LILY'S PROMISE AL#12775		16			16
SURGERY CENTER OF CORAL GABLES LLC,THE		12	4	25%	16
CRUCIAL CARE		10	6	38%	16
CUSTEAD CARE CENTER HAVEN HOSPICE		12	3	20%	15
GADSDEN REGIONAL MEDICAL CENTER		15			15
MC DIAGNOSTIC OF CONNECTICUT , PC # 3		13	2	13%	15
WALK IN URGENT CARE			15	100%	15
FAMILY CARE			15	100%	15
CVS MINUTE CLINIC, LLC		13	2	13%	15
SKIN WELLNESS PHYSICIANS LLC		15			15
BAPTIST MEDICAL CENTER EAST		11	4	27%	15
FAMILY CARE CENTER OF ARLINGTON		10	5	33%	15
CARDIOTHORACIC SURGERY OF HYDE PARK			15	100%	15
WELLMED AT PORT ST LUCIE WEST		10	5	33%	15
LONG ISLAND JEWISH VALLEY STREAM		14	1	7%	15
LAKE NONA MEDICAL SERVICE LLC		13	2	13%	15
FLORIDA DEPARTMENT OF HEALTH IN HILLSBOROUGH COUNTY		1	14	93%	15
AJU GEORGE MD PA			15	100%	15
MEDLAB ASSOCIATES LLC		15			15
CARENOW URGENT CARE-DONELSON		12	3	20%	15
MINUTECLINIC DIAGNOSTIC OF GEORGIA, LL		12	3	20%	15
DELIVER MY MEDS CORP		15			15
SINAI HOSPITAL OF BALTIMORE		15			15

# COVID-19: testing by laboratory

Data through May 3, 2021 verified as of May 4, 2021 at 09:25 AM

Data in this report are provisional and subject to change.

The numbers in the table below represent the number of Florida and non-Florida residents for whom test results were received by the Department of Health. A person can be tested by more than one laboratory and can have both positive and negative results. **Therefore, the sum of the numbers in each column will be larger than the total number of people tested.**

Reporting lab	Inconclusive	Negative	Positive	Percent positive	Total
OAKMONTE VILLAGE OF DAVIE			15	100%	15
TELEVISIT MALABAR PEDIATRICS		5	10	67%	15
MC DIAGNOSTIC OF CONNECTICUT, PC #1966		15			15
OPIS ISLAND LAKE CENTER		13	2	13%	15
MINUTE CLINIC LLC #5733		15			15
NORTH COUNTRY FAMILY HEALTH CENTER INC		15			15
MINUTECLINIC DIAG OF IND, LLC #6697		14	1	7%	15
OPTIONS FOR SENIORS INC DBA PALM KREST MANOR		12	3	20%	15
DIATHERIX		13	2	13%	15
HOLLEY-NAVARRE MEDICAL CLINIC		5	10	67%	15
NOVALIFE MEDSPA			15	100%	15
MINUTE CLINIC DIAGNOSTIC MED GRP		14	1	7%	15
MONTEFIORE NYACK HOSPITAL AFFILIATED LABORATORY		13	2	13%	15
VIGILINT HEALTHCARE		13	2	13%	15
UNIVERSITY HOSPITAL UC HEALTH		11	4	27%	15
GNT ASSOCIATES		14	1	7%	15
Crestwood Nursing Center		8	7	47%	15
VERO DIAGNOSTICS		14	1	7%	15
LAKE CO SCHOOLS EMPLOYEE HEALTH & WELLNESS CENTER	1	11	3	20%	15
MC DIAGNOSTIC OF CONNECTICUT PC #459		15			15
ALAN L MELOTEK MD		15			15
PROHEALTH CARE ASSOCIATES MOBILE		12	3	20%	15
TIFT REGIONAL HEALTH SYSTEM, INC		15			15
BROOKLYN HOSPITAL CENTER DOWNTOWN CAMPUS		15			15
ORLANDO HEALTH		2	13	87%	15
MILTON 4707		15			15
MEDI-DRUG INC		13	2	13%	15
CVS TN2179POCT MURFREESBORO		14	1	7%	15
MINUTE-CLINIC DIAGNOSTIC OF VIRGINIA, LLC #2003		12	3	20%	15
MIAMI BEACH MEDICAL GROUP LLC			15	100%	15
CVS TX8321POCT MCKINNEY		15			15
BESSENT ROAD GROUP HOME		15			15
CVS NY491POCT JACKSON HEIGHTS		15			15
PROMUS DIAGNOSTICS, LLC			15	100%	15
LEE MEMORIAL HEALTH SYSTEM D/B/A		13	2	13%	15
HAVEN HOSPICE IN CHIEFLAND		9	6	40%	15
MINUTECLINIC DIAGNOSTIC OF RHODE ISLAND		12	3	20%	15
BAPTIST PRIMARY CARE PONTE VEDRA		9	6	40%	15
HEALTH MED HOME CARE, LLC		15			15
CARENOW URGENT CARE-WEST END		10	5	33%	15
PREMIER LABORATORY SERVICES, LLC		5	10	67%	15
PATHLINE			15	100%	15
CVS CA9715POCT THOUSAND OAKS		15			15
MEADOWCREST MOLECULAR DIAGNOSTICS, LLC			15	100%	15
ST LUKES ROOSEVELT LABORATORY		12	3	20%	15
Astoria Health and Rehab		15			15
EASTLAKE PEDIATRICS - TRINITY		15			15

# COVID-19: testing by laboratory

Data through May 3, 2021 verified as of May 4, 2021 at 09:25 AM

Data in this report are provisional and subject to change.

The numbers in the table below represent the number of Florida and non-Florida residents for whom test results were received by the Department of Health. A person can be tested by more than one laboratory and can have both positive and negative results. **Therefore, the sum of the numbers in each column will be larger than the total number of people tested.**

Reporting lab	Inconclusive	Negative	Positive	Percent positive	Total
The Evangelical Lutheran Good Samaritan Society		14			14
DYNAMIC DNA LAB		1	13	93%	14
Solaris Healthcare Pensacola			14	100%	14
SOUTHEASTERN UNIVERSITY INC		14			14
EFFINGER HEALTH, PA		14			14
ARNOT OGDEN MEDICAL CENTER LABORATORY		14			14
IGENEX INC		14			14
MADISON COUNTY HEALTH DEPARTMENT		7	7	50%	14
MHHS All Lab Subsection		14			14
BELLEVUE HOSPITAL CENTER DEPARTMENT		14			14
ALASKA PUBLIC HEALTH LAB		1	13	93%	14
NEW YORK PRESBYTERIAN - LOWER MANHATTAN		14			14
MELBOURNE FAMILY PRACTICE		12	2	14%	14
BOCA SIMON		2	12	86%	14
CVS HEALTH MINUTE CLINIC		1	13	93%	14
MEDI PARTNERS OF S FLORIDA LLC		14			14
WALGREENS #06416		13	1	7%	14
CVS TN5639POCT FARRAGUT		11	3	21%	14
COVANCE CENTRAL LABORATORY		1	13	93%	14
MC DIAGNOSTIC OF CONNECTICUT, PC # 257		13	1	7%	14
DOCTORS EXPRESS OF ST PETERSBURG		4	10	71%	14
SUMMIT ATLANTIC SURGERY CENTER		14			14
PARROTT MEDICAL CLINIC			14	100%	14
MONTEFIORE MEDICAL CENTER LABORATORIES - WEILER		10	4	29%	14
HEALTHFIRST ADVENT HEALTH CENTRA CARE COCOA BEACH			14	100%	14
NORTHWESTERN MEMORIAL HOSPITAL			14	100%	14
ACCESS HOME HEALTH OF FLORIDA LLC		14			14
CVS GA2108POCT NORCROSS		11	3	21%	14
MINUTECLINIC DIAGNOSTIC OF TN, PC 4992		14			14
NIGHT OWL PEDIATRICS URGENT CARE			14	100%	14
FAMILY PRACTICE ON THE GO		6	8	57%	14
MIRACLE ALF INC		14			14
WESTERN NEW YORK IMMEDIATE MEDICAL CAR		13	1	7%	14
DIAMOND SPEEDWAY DIALYSIS		1	13	93%	14
TALLAHASSEE PRIMARY CARE ASSOCIATES PA		12	2	14%	14
HORIZON MEDICAL GROUP		12	2	14%	14
INHEALTH LIFE SCIENCES		6	8	57%	14
ST JOSEPH WOMENS HOSPITAL			14	100%	14
SARASOTA - ROBERT L TAYLOR COMMUNITY CENTER□		1	13	93%	14
SOUTHEASTERN LABORATORY			14	100%	14
SIGMUND LABS LLC		14			14
EPIPHANY HEALTH		8	6	43%	14
MINUTECLINIC, LLC, DBA MINUTECLINIC #2		12	2	14%	14
BAPTIST HEALTH			14	100%	14
NORTHSIDE HOSPITAL FORSYTH		12	2	14%	14
MEDEXPRESS URGENT CARE - BENTON HARBOR		14			14
ADVICE FOR OPTIMAL WELLNESS		11	3	21%	14



# COVID-19: testing by laboratory

Data through May 3, 2021 verified as of May 4, 2021 at 09:25 AM

Data in this report are provisional and subject to change.

The numbers in the table below represent the number of Florida and non-Florida residents for whom test results were received by the Department of Health. A person can be tested by more than one laboratory and can have both positive and negative results. **Therefore, the sum of the numbers in each column will be larger than the total number of people tested.**

Reporting lab	Inconclusive	Negative	Positive	Percent positive	Total
MINUTE CLINIC OF KANSAS PA		8	6	43%	14
CITY OF WEST PALM BEACH EMPLOYEE & FAMILY HEALTH		14			14
DESOTO HEALTH AND REHAB LLC		9	5	36%	14
ST CLOUD MEDICAL GROUP		12	2	14%	14
UNIVERSITY HOSPITALS OF CLEVELAND		8	6	43%	14
FG RAPID RESULTS LLC		8	6	43%	14
HAVEN HOSPICE			14	100%	14
RIVERSIDE COTTAGES AT THE SHORES, LLC			14	100%	14
METHODIST MEDICAL CENTER		11	3	21%	14
STEWART MELBOURNE HOSPITAL, INC	1		13	93%	14
Hackensack Umc Mountainside		13	1	7%	14
TAPESTRY TALLAHASSEE WALDEN		14			14
CVS NC187POCT CHARLOTTE		13	1	7%	14
HIRAM COLLEGE HEALTH CENTER (ABBOTT)		12	2	14%	14
MINUTECLINIC DIAGNOSTIC OF TN, PC 6438		12	2	14%	14
TLC FAMILY CARE HOME INC		14			14
SOMA MEDICAL CENTER, P.A.			14	100%	14
LIFE'S SPECIAL MOMENTS INC		14			14
MED TECH SERVICES OF PALM BEACH INC		14			14
MEDEXPRESS URGENT CARE - PANTOPS		12	2	14%	14
SUNCOAST COMMUNITY HEALTH CENTERS INC		4	10	71%	14
MARCO ISLAND MEDICAL CENTER		7	7	50%	14
LUCID DIAGNOSTICS LABS			14	100%	14
FAMILY MEDICINE OF WESTON LLC		6	8	57%	14
POLK CHD BARTOW		13	1	7%	14
PT&J REHAB - VILLAGE OF ROYAL PALM BEACH		12	2	14%	14
ATMORE NURSING CENTER		13	1	7%	14
QUEENS UNIVERSITY OF CHARLOTTE		14			14
MINUTECLINIC DIAGNOSTIC OF NEW MEXICO		14			14
MAINSTREET FAMILY SELECT		1	12	92%	13
MINUTE CLINIC LLC #6765		13			13
MINUTE CLINIC LLC #5706		11	2	15%	13
PHELPS HOSPITAL LABORATORY		11	2	15%	13
ORCHID COVE		3	10	77%	13
CVS MINUTE CLINIC DIAGNOSTIC PA #3060		11	2	15%	13
MEDEXPRESS URGENT CARE - SALEM		9	4	31%	13
ROCKLEDGE		3	10	77%	13
LAKELAND REGIONAL HEALTH GRASSLANDS		12	1	8%	13
ACM MEDICAL LABORATORY ALLIANCE		10	3	23%	13
SAMARITAN MEDICAL CENTER		13			13
RDX BIOSCIENCE INC		10	3	23%	13
WALGREENS #04176		10	3	23%	13
MINUTECLINIC DIAGNOSTIC OF VIRGINIA		13			13
MY WELLNESS EXPRESS			13	100%	13
CVS MINUTE CLINIC DIAGNOSTIC OF TN #3293		12	1	8%	13
WORLD WRESTLING ENTERTAINMENT			13	100%	13
NATIONAL GENETICS INST LABCORP		4	9	69%	13

# COVID-19: testing by laboratory

Data through May 3, 2021 verified as of May 4, 2021 at 09:25 AM

Data in this report are provisional and subject to change.

The numbers in the table below represent the number of Florida and non-Florida residents for whom test results were received by the Department of Health. A person can be tested by more than one laboratory and can have both positive and negative results. **Therefore, the sum of the numbers in each column will be larger than the total number of people tested.**

Reporting lab	Inconclusive	Negative	Positive	Percent positive	Total
URGENT MEDICAL CENTER INC		5	8	62%	13
MEDEXPRESS URGENT CARE - CHRISTIANBURG		9	4	31%	13
MINUTECLINIC, LLC #1492		13			13
MINUTECLINIC DIAGNOSTIC OF NORTH CAROLINA, PC		12	1	8%	13
CLINICAL LABORATORY SERVICES			13	100%	13
PARKWEST MEDICAL CENTER		11	2	15%	13
MISSOURI DEPARTMENT OF HEALTH AND SENIOR SERVICES			13	100%	13
Sunnyside Care Center		13			13
HARBOR CHASE OF JACKSONVILLE			13	100%	13
MOODY MANOR		13			13
SOMA MEDICAL CENTER PA #4			13	100%	13
BROOKDALE DELAND			13	100%	13
St Joseph's Hospital & Medical Center		12	1	8%	13
BENNETT PEDIATRICS		13			13
Signature Healthcare of Savannah		13			13
MEDEXPRESS URGENT CARE MONACA		13			13
CVS HEALTH, #2043		13			13
MINUTECLINIC, LLC, DBA MINUTECLINIC #6106		11	2	15%	13
MINUTE-CLINIC DIAGNOSTIC OF VIRGINIA, LLC		13			13
CORAL LANDING ASSISTED LIVING		11	2	15%	13
MERCY MEDICAL CENTER		6	7	54%	13
BARRANCO CLINIC,THE	3	9	1	8%	13
NORTHEAST PEDIATRICS			13	100%	13
DEVEREUX FLORIDA CHILDRENS CENTER			13	100%	13
VILLA OF KINGS AND QUEENS OF DELRAY		13			13
CVS MINUTE CLINIC DIAG OF IND, LLC #6549		12	1	8%	13
ALL 4 KIDZ PEDIATRICS		9	4	31%	13
MINUTE CLINIC LLC #2775		12	1	8%	13
CAN COMMUNITY HEALTH, INC		11	2	15%	13
VALDOSTA FAMILY MEDICINE		1	12	92%	13
AFC URGENT CARE - CEDAR GROVE		11	2	15%	13
OWL NOW URGENT CARE		5	8	62%	13
CROSS CARE CENTER			13	100%	13
ORMOND MEDICAL ARTS		3	10	77%	13
MINUTE CLINIC DIAGNOSTIC OF SC, LLC #42		12	1	8%	13
RED MOUNTAIN DIAGNOSTICS		13			13
COMPASS URGENT CARE		8	5	38%	13
MINUTECLINIC #788		11	2	15%	13
MINUTECLINIC LLC (1435)		12	1	8%	13
MINUTECLINIC, LLC #244		12	1	8%	13
EAR NOSE AND THROAT ASSOCIATES OF MANATEE, P.A.		10	3	23%	13
CONSULATE HEALTH CARE OF PENSACOLA			13	100%	13
SOUTHEAST FAMILY HEALTHCARE CENTER			13	100%	13
MINUTECLINIC, LLC, MINUTECLINIC #7637		11	2	15%	13
MINUTE CLINIC, LLC #4650		11	2	15%	13
MEYER PEDIATRICS CHTD		11	2	15%	13
AVENTURA HOSPITAL AND MEDICAL CENTER			13	100%	13

# COVID-19: testing by laboratory

Data through May 3, 2021 verified as of May 4, 2021 at 09:25 AM

Data in this report are provisional and subject to change.

The numbers in the table below represent the number of Florida and non-Florida residents for whom test results were received by the Department of Health. A person can be tested by more than one laboratory and can have both positive and negative results. **Therefore, the sum of the numbers in each column will be larger than the total number of people tested.**

Reporting lab	Inconclusive	Negative	Positive	Percent positive	Total
CAPE CORAL URGENT CARE		9	4	31%	13
LANE PEDIATRICS PA		1	12	92%	13
SANDGATE GARDENS REHAB & NURSING CENTER		3	10	77%	13
ST CLOUD COMPOUNDING PHARMACY & WELLNESS CENTER		12	1	8%	13
MINUTECLINIC DIAGNOSTIC OF ILLINOIS LL		11	2	15%	13
AVALON MEDICAL WALK IN CLINIC			13	100%	13
GULF COAST MEDICAL GROUP		5	8	62%	13
FLORIDA STATE HOSPITAL			13	100%	13
IN-OFFICE LAB		12	1	8%	13
GLENBROOKE AT PALM BAY			13	100%	13
ESCAMBIA COMMUNITY CLINIC		2	11	85%	13
THE PLAZA AT PARKSQUARE		13			13
SHELBY COUNTY HEALTH CARE CORPORATION		10	3	23%	13
CULINARY INSTITUTE OF AMERICA STUDENT	3	10			13
MEDEXPRESS URGENT CARE-ALTOONA		11	2	15%	13
MEDLABS DIAGNOSTICS		11	2	15%	13
CARLOS PORTU MD, PLLC			12	100%	12
BRIDGE DIAGNOSTICS			12	100%	12
CVS GA2147POCT KENNESAW		8	4	33%	12
MINUTECLINIC DIAGNOSTIC OF NEW JERSEY, LLC # 7069		12			12
JOHN W NORRIS III MD PA	1		11	92%	12
BROWARD DIALYSIS			12	100%	12
Highland Pines Health and Rehab		11	1	8%	12
LIFE CARE OF PORT SAINT LUCIE		3	9	75%	12
TMH PHYSICIAN PARTNERS - MONTICELLO		10	2	17%	12
COLLIER HMA PHYSICIAN MANAGEMENT, LLC		2	10	83%	12
ADVENTIST HEALTH SYSTEM FLORIDA DEPT OF HEALTH		7	5	42%	12
MC DIAGNOSTIC OF CONNECTICUT, PC #114		12			12
DYNAMIC HEALTH CENTERS INC		8	4	33%	12
CVS MINUTE CLINIC, LLC #22		11	1	8%	12
GENESIS		8	4	33%	12
VILLA HEALTH NH LLC		10	2	17%	12
LONGWOOD PEDIATRICS LLC			12	100%	12
ACADIAN DIAGNOSTIC LABORATORIES		8	4	33%	12
WANTAGH URGENT CARE		9	3	25%	12
MINUTECLINIC DIANOSTIC OF VIRGINA, LL		11	1	8%	12
VA Primary Care Clinic at Meharry		11	1	8%	12
THE POTTER'S HOUSE AT CANNON POINT		12			12
COLLIER COUNTY HEALTH DEPT.		7	5	42%	12
FAMILY MEDICINE AT LONGWOOD			12	100%	12
Maury Regional Hospital		6	6	50%	12
CVS TN5601POCT LENOIR CITY		10	2	17%	12
VERITAS RESEARCH CORP			12	100%	12
PICHARDO CLINIC, THE		10	2	17%	12
FLORIDA DEPT OF HEALTH		4	8	67%	12
MEDEXPRESS URGENT CARE - MONROE		12			12
LAB UNKNOWN		1	11	92%	12

# COVID-19: testing by laboratory

Data through May 3, 2021 verified as of May 4, 2021 at 09:25 AM

Data in this report are provisional and subject to change.

The numbers in the table below represent the number of Florida and non-Florida residents for whom test results were received by the Department of Health. A person can be tested by more than one laboratory and can have both positive and negative results. **Therefore, the sum of the numbers in each column will be larger than the total number of people tested.**

Reporting lab	Inconclusive	Negative	Positive	Percent positive	Total
WALGREEN #6538		12			12
GULF COAST REGIONAL BLOOD CENTER			12	100%	12
IREPERTOIRE_MOL_LAB		12			12
ORLANDO FAMILY MEDICAL INC		12			12
CVS TX7162POCT HOUSTON		12			12
MINUTECLINIC DIAGNOSTIC OF TN PC #386		11	1	8%	12
ADVENTHEALTH MEDICAL GROUP CARE CLINIC AT		8	4	33%	12
MINUTE CLINIC DIAGNOSTIC OF NORTH CAROLINA		12			12
QHG OF ENTERPRISE INC (DBA MEDICAL CTR		12			12
MEDEXPRESS URGENT CARE CHARLESTON		8	4	33%	12
MI2297090CV HOLLAND-23D2189684		12			12
TRANSPLANT GENOMICS INC (EUROFINS)		12			12
URGENT TEAM MANAGEMENT OF TENNESSEE		10	2	17%	12
VIBRANT AMERICA		10	2	17%	12
Westchester General Hospital			12	100%	12
GLEN OAKS HEALTH AND REHABILITATION CENTER			12	100%	12
PHASE2 LABS	2	8	2	17%	12
PUTNAM COUNTY HEALTH DEPARTMENT		12			12
FAMILY PRACTICE OF DAVIE INC			12	100%	12
PANCARE HEALTH - WEWA ELEMENTARY			12	100%	12
ST PETER'S UNIVERSITY HOSPITAL		9	3	25%	12
HNL LAB MEDICINE		9	3	25%	12
CLEVELAND TENNESSEE HOSPITAL COMPANY		11	1	8%	12
FAMILY HEALTH CENTER AT PORT ST JOHN		4	8	67%	12
VITALANT		1	11	92%	12
APPLE DIAGNOSTICS LAB		5	7	58%	12
NAPLES GREEN VILLAGE		12			12
BAYONET POINT HOSPITAL			12	100%	12
CARE FAST MURABELLA		7	5	42%	12
FYZAMEDICAL, LLC		9	3	25%	12
SUMTER COUNTY HEALTH DEPARTMENT		7	5	42%	12
FAMILY MEDICINE AT HUNTERS CREEK		12			12
CVS MINUTE CLINIC DIAGNOSTIC		11	1	8%	12
DEPARTMENT OF PUBLIC HEALTH		12			12
MINUTECLINIC DIAGNOSTIC OF VIRGINIA, LLC #255		12			12
FLORIDA DEPARTMENT OF HEALTH WASHINGTON COUNTY		7	5	42%	12
MINUTECLINIC LLC # 3401		12			12
WOODLAND TOWERS		6	6	50%	12
RUSSELL MEDICAL CENTER		11	1	8%	12
SENIOR HOME CARE INC		12			12
CARROLL GARDENS URGENT CARE		12			12
CVS MINUTE CLINIC DIAGNOSTIC MED GRP OF SAN		10	2	17%	12
BRITO MEDICAL CENTER		10	2	17%	12
MEDEXPRESS URGENT CARE-LATROBE		11	1	8%	12
ACCENTCARE		12			12
MERIDIAN AT WATERWAYS, THE		10	2	17%	12
MINUTECLINIC DIAGNOSTIC OF PA, LLC (1036)		10	2	17%	12

# COVID-19: testing by laboratory

Data through May 3, 2021 verified as of May 4, 2021 at 09:25 AM

Data in this report are provisional and subject to change.

The numbers in the table below represent the number of Florida and non-Florida residents for whom test results were received by the Department of Health. A person can be tested by more than one laboratory and can have both positive and negative results. **Therefore, the sum of the numbers in each column will be larger than the total number of people tested.**

Reporting lab	Inconclusive	Negative	Positive	Percent positive	Total
FHCP-PORT ORANGE		3	9	75%	12
BROOKDALE CITRUS			12	100%	12
GEORGE W FERGUSON MD-CONCIERGE MEDICAL SERVICES PL		11	1	8%	12
CULVER-STOCKTON COLLEGE		10	2	17%	12
MERCY HEALTH—MUSKEGON		7	5	42%	12
CARENOW URGENT CARE-HERMITAGE		8	4	33%	12
RICHMOND UNIVERSITY MEDICAL CENTER		10	2	17%	12
SAMARITAN HOSPITAL LABORATORY		11	1	8%	12
LEON CHD		12			12
Rosewood Healthcare and Rehabilitation Center		5	7	58%	12
Lady Lake Specialty Care			12	100%	12
MINUTECLINIC DIAGNOSTIC OF TN, PC 6304		10	2	17%	12
SUWANNEE COUNTY JAIL		11	1	8%	12
OHIO STATE UNIVERSITY MEDICAL CENTER			12	100%	12
MEDEXPRESS URGENT CARE - MAPLE DRIVE		11	1	8%	12
ST. PETERSBURG PEDIATRICS			12	100%	12
MINUTECLINIC DIAGNOSTIC OF TN PC #240		10	2	17%	12
MEDEXPRESS URGENT CARE - BEECH GROVE		11	1	8%	12
PALM BEACH PATHOLOGY		9	2	18%	11
TROPICANA		5	6	55%	11
PASSPORT HEALTH			11	100%	11
MINUTE CLINIC LLC #4017		11			11
CVS PA6902POCT BRYN MAWR		9	2	18%	11
NHC HealthCare Anniston		11			11
NEW HAMPSHIRE DEPARTMENT OF HEALTH AND HUMAN SERVICES		3	8	73%	11
MINUTE CLINIC LLC # 2033		10	1	9%	11
PRIMECARE ACQUISITION FAMILY PRACTICE INC		11			11
GOLDMAN SACHS HEALTH CENTER	1	9	1	9%	11
SEMORAN FAMILY HEALTH LLC		10	1	9%	11
MINUTECLINIC DIAGNOSTIC OF NEW JERSEY,		10	1	9%	11
St. Annes Nursing Center, St. Annes Residence, Inc.		11			11
MEDEXPRESS URGENT CARE - FORT WORTH S		9	2	18%	11
APPALACHIAN REGIONAL HEALTHCARE SYSTEM		10	1	9%	11
NIGHT LITE PEDIATRICS CENTER		1	10	91%	11
45TH 1		11			11
MINUTECLINIC DIAGNOSTIC OF TN PC #5671		7	4	36%	11
MINUTECLINIC DIAGNOSTICS OF IND, LLC		11			11
CLAYMED OF NORTH FLORIDA			11	100%	11
MINUTECLINIC DIAGNOSTIC OF MAINE, LLC		9	2	18%	11
WATSON HEALTHCARE		8	3	27%	11
HEALTH NETWORK LABORATORIES		7	4	36%	11
PINELLAS COUNTY HEALTH DEPARTMENT		2	9	82%	11
MINUTECLINIC MINUTECLINIC #8505		9	2	18%	11
WALK IN MEDICAL URGENT CARE PC		11			11
MC DIAGNOSTIC OF CONNECTICUT, PC #1043		11			11
STPET		9	2	18%	11
CVS MA6505POCT NEWTON		11			11



# COVID-19: testing by laboratory

Data through May 3, 2021 verified as of May 4, 2021 at 09:25 AM

Data in this report are provisional and subject to change.

The numbers in the table below represent the number of Florida and non-Florida residents for whom test results were received by the Department of Health. A person can be tested by more than one laboratory and can have both positive and negative results. **Therefore, the sum of the numbers in each column will be larger than the total number of people tested.**

Reporting lab	Inconclusive	Negative	Positive	Percent positive	Total
METHODIST HOSPITAL			11	100%	11
ELITE HOME HEALTH SERVICES		11			11
UMHC/SYLVESTER AT KENDALL		1	10	91%	11
PHYSICIANS REGIONAL MEDICAL CTR - COLLIER BLVD			11	100%	11
ALACHUA			11	100%	11
CURATIVE		1	10	91%	11
CENTRAL JERSEY URGENT CARE		10	1	9%	11
Manor Care of Dunedin		7	4	36%	11
MONROE COUNTY FIRE RESCUE		10	1	9%	11
GENOPTIX MEDICAL LABORATORY		10	1	9%	11
CVS PA1671POCT LANCASTER		11			11
MINUTE CLINIC LLC #1909		11			11
PRIME MEDICAL CARE, LLC		11			11
SEMINOLE COUNTY CORRECTIONAL FACILITY		1	10	91%	11
ALBION COLLEGE (ABBOTT)		11			11
AIM LABORATORIES			11	100%	11
MINUTECLINIC, LLC #1470		10	1	9%	11
KIDSVILLE PEDIATRICS			11	100%	11
STUYVESANT URGENT CARE		11			11
UNIVERSITY OF MIAMI MILLER SCHOOL OF MEDICINE			11	100%	11
CVS CA9165POCT SAN DIEGO		11			11
MINUTECLINIC DIAGNOSTIC OF ILLINOIS		9	2	18%	11
MEDEXPRESS URGENT CARE PARKERSBURG		9	2	18%	11
ORLANDO HEALTH PHYSICIAN ASSOCIATES		4	7	64%	11
NIGHT LITE PEDIATRICS CENTER, LLC		1	10	91%	11
MONROE COUNTY HOSPITAL		8	3	27%	11
TRIDENT BIOMETRICS		10	1	9%	11
WINKLER COURT		9	2	18%	11
VIRTUA WEST JERSEY HOSPITAL VOORHEES		9	2	18%	11
ILLINOIS DEPT OF PUBLIC HEALTH LAB - SPRINGFIELD			11	100%	11
VITAS HEALTH INC		5	6	55%	11
WELLMED AT SOUTH PARSONS		9	2	18%	11
AZALEA HEALTH		2	9	82%	11
ASSOCIATES IN MEDICINE		7	4	36%	11
MINUTECLINIC DIAGNOSTIC OF MINNESOTA		11			11
NORTH OKALOOSA PHYSICIAN GROUP		10	1	9%	11
ASSOCIATES MD CYPRESS CREEK			11	100%	11
DMH STEINHATCHEE FAMILY MEDICINE		8	3	27%	11
WINTER PARK CARE AND REHABILITATION			11	100%	11
CVS OH3301POCT WOODMERE		11			11
CVS TX8351POCT BEAUMONT		10	1	9%	11
BENSONHURST URGENT CARE		10	1	9%	11
MINUTECLINIC, DIAGNOSTIC OF TEXAS, LL		10	1	9%	11
THE TERRACE OF SAINT CLOUD		9	2	18%	11
CVS MINUTE CLINIC DIAGNOSTIC OF TEXAS,LLC		9	2	18%	11
CARENOW URGENT CARE-GREEN HILLS		10	1	9%	11
CROSSROADS URGENT CARE, PLLC		11			11

# COVID-19: testing by laboratory

Data through May 3, 2021 verified as of May 4, 2021 at 09:25 AM

Data in this report are provisional and subject to change.

The numbers in the table below represent the number of Florida and non-Florida residents for whom test results were received by the Department of Health. A person can be tested by more than one laboratory and can have both positive and negative results. **Therefore, the sum of the numbers in each column will be larger than the total number of people tested.**

Reporting lab	Inconclusive	Negative	Positive	Percent positive	Total
CORONA NYC LAB		10	1	9%	11
CREATIVE TESTING SOLUTIONS		4	7	64%	11
MINUTECLINIC LLC #5176		8	3	27%	11
COLISEUM MED CTR LLC/COLISEUM MED CTRS		8	3	27%	11
BIOTECH CLINICAL LABORATORIES, INC.		1	10	91%	11
HEWLETT URGENT CARE, PLLC		11			11
AHMG LAKE NONA PRIMARY CARE		11			11
MICHIGAN DEPARTMENT OF COMMUNITY HEALTH		1	10	91%	11
MINUTECLINIC #8760		11			11
BLOOMINGDALE PEDIATRIC ASSOCIATES PA			11	100%	11
MEDEXPRESS URGENT CARE - WINCHESTER GATEWAY		9	2	18%	11
URGENT CARE OF LONGWOOD		1	10	91%	11
ATHENS VETERINARY DIAGNOSTIC LABORATOR		11			11
UNIVERSITY CENTRA CARE		10	1	9%	11
ST VINCENT'S ST CLAIR		8	3	27%	11
CVS MO8590POCT KANSAS CITY		7	4	36%	11
MINUTECLINIC, LLC #4682		6	5	45%	11
UF HEALTH		1	10	91%	11
JBSA-SAM HOUSTON			11	100%	11
FRESENIUS KIDNEY CARE DUNEDIN			11	100%	11
ALCOVE ASSISTED LIVING FACILITY		11			11
BOCA RATON REGIONAL HOSPITAL LAB			11	100%	11
GUIDANCE / CARE CENTER, INC		11			11
MEDICAL CENTER AFFILIATES WEST PALM			11	100%	11
TELEVISIT PALM BAY FAMILY PRACTICE		9	2	18%	11
CARINGTON MANOR		11			11
REDMED CLINIC OF ARLINGTON		10	1	9%	11
CVS SC4286POCT EASLEY		5	6	55%	11
THOMAS JEFFERSON UNIVERSITY HOSPITAL		4	7	64%	11
MINUTE-CLINIC DIAGNOSTIC OF VIRGINIA,		10	1	9%	11
CVS CA9113POCT CHULA VISTA		11			11
OPTUM PRIMARY CARE		1	10	91%	11
MOUNT DORA PEDIATRICS		9	2	18%	11
HCR MANORCARE		10			10
MEDEX REGIONAL LABORATORIES LLC		1	9	90%	10
MINUTE CLINIC DIAG OF IND LLC #8674		10			10
MED & CO INVESTMENT LLC		8	2	20%	10
CVS SC7334POCT LEXINGTON		9	1	10%	10
SAVANNAH MANOR ASSISTED LIVING COMMUNITY			10	100%	10
ALBANY MEDICAL CENTER		9	1	10%	10
CHRISTUS ST VINCENT LABORATORY - ZIA		10			10
DOMINICAN COLLEGE STUDENT HEALTH CENTE		8	2	20%	10
CVS DC1340POCT WASHINGTON		10			10
BROOKDALE PANAMA CITY		9	1	10%	10
LUXOR SCIENTIFIC LLC		1	9	90%	10
CORONA PATHOLOGY		10			10
MEDEXPRESS URGENT CARE - WASHINGTON		8	2	20%	10

# COVID-19: testing by laboratory

Data through May 3, 2021 verified as of May 4, 2021 at 09:25 AM

Data in this report are provisional and subject to change.

The numbers in the table below represent the number of Florida and non-Florida residents for whom test results were received by the Department of Health. A person can be tested by more than one laboratory and can have both positive and negative results. **Therefore, the sum of the numbers in each column will be larger than the total number of people tested.**

Reporting lab	Inconclusive	Negative	Positive	Percent positive	Total
ILLINOIS DEPARTMENT OF PUBLIC HEALTH		2	8	80%	10
BERRYHILL MANOR		10			10
HIGH TOWER ALF LLC		9	1	10%	10
MAINSTREET FAMILY CARE			10	100%	10
MINUTECLINIC DIAGNOSTIC OF SC, LLC #7		8	2	20%	10
PLYMOUTH HARBOR INCORPORATED		9	1	10%	10
URGENT CARE CENTER AT PINNACLE		4	6	60%	10
BLOOMIN BRANDS WELLNESS CENTER		9	1	10%	10
ARCHBOLD MEMORIAL HOSPITAL/LAB		3	7	70%	10
COLLIER BLVD HMA PHYSICIAN MANAGEMENT,, LLC			10	100%	10
CITY OF TALLAHASSEE		10			10
WHEELER LABORATORY		9	1	10%	10
PANCARE HEALTH - VERNON ELEMENTARY			10	100%	10
ACCESS PHARMACY		10			10
ONEIDA HEALTHCARE CENTER		8	2	20%	10
WALK-IN MEDICAL CARE			10	100%	10
NOT INDICATED		1	9	90%	10
KEY WEST URGENT CARE, INC		3	7	70%	10
THE MARY IMOGENE BASSETT HOSPITAL		10			10
ROSEMONT GARDENS INC		9	1	10%	10
LAWRENCE TECHNOLOGICAL UNIVERSITY		10			10
RPC@HODGES		2	8	80%	10
MOLECULAR PATHOLOGY LABORATORY			10	100%	10
MINUTE CLINIC DIAGNOSTIC OF VIRGINIA, LLC #1905		10			10
KR AT COLLEGE HARBOR		10			10
Avalon Healthcare and Rehabilitation Center			10	100%	10
PALMS WEST HOSPITAL			10	100%	10
BAYSIDE URGENT CARE CENTER INC		1	9	90%	10
ELLIS HOSPITAL LABORATORY		9	1	10%	10
EXPRESS TEST			10	100%	10
ARBORS OF GULF BREEZE, THE		8	2	20%	10
OKLAHOMA STATE DEPARTMENT OF HEALTH-PUBLIC HEALTH LABORATORY			10	100%	10
ELEMENT PRIMARY CARE LLC		9	1	10%	10
ALABAMA DEPARTMENT OF PUBLIC HEALTH		1	9	90%	10
EMERGENCY MEDICAL CENTER		4	6	60%	10
CVS SC7556POCT WEST COLUMBIA		9	1	10%	10
DES PLAINES CLINICAL LAB		3	7	70%	10
BEAUMONT LABORATORY			10	100%	10
MINUTECLINIC, LLC, DBA MINUTECLINIC #4		9	1	10%	10
SUPERIOR RESIDENCES OF CLERMONT		2	8	80%	10
MINUTECLINIC DIAGNOSTIC OF NORTH CAROLINA PC #5341		7	3	30%	10
MOSOLF PEDIATRICS			10	100%	10
AMERICAN HOUSE FORT MYERS		10			10
NORTON HEALTHCARE			10	100%	10
CARENOW URGENT CARE-MT JULIET		8	2	20%	10
RIVERVIEW REGIONAL MEDICAL CENTER		8	2	20%	10
ST JOSEPH'S HOSPITAL NORTH LABORATORY			10	100%	10

# COVID-19: testing by laboratory

Data through May 3, 2021 verified as of May 4, 2021 at 09:25 AM

Data in this report are provisional and subject to change.

The numbers in the table below represent the number of Florida and non-Florida residents for whom test results were received by the Department of Health. A person can be tested by more than one laboratory and can have both positive and negative results. **Therefore, the sum of the numbers in each column will be larger than the total number of people tested.**

Reporting lab	Inconclusive	Negative	Positive	Percent positive	Total
DOH-TAMPA BRANCH LABORATORY (MLK BLVD)		4	6	60%	10
PBC PREMIER FAMILY HEALTH			10	100%	10
VETERNANS ADMINISTRATION			10	100%	10
KEY TRAINING CENTER			10	100%	10
MEDICAL LABORATORY DIAGNOSTICS			10	100%	10
IMMUNOGENOMICS LLC		6	4	40%	10
BROWARD HEALTH CARE			10	100%	10
CARENOW URGENT CARE - EAST NASHVILLE		8	2	20%	10
ADVENTHEALTH MEDICAL GROUP INTERNAL MEDICINE		8	2	20%	10
CVS NC7051POCT WAKE FOREST		10			10
URGENT TEAM - HUNTSVILLE		8	2	20%	10
NEW JERSEY DEPARTMENT OF HEALTH COMMUNICABLE DISEASE SERVICE		3	7	70%	10
HEART OF FLORIDA HEALTH CENTER INC		3	7	70%	10
GLADES COUNTY DETENTION CENTER		1	9	90%	10
BETH ISRAEL MEDICAL CENTER LABS		9	1	10%	10
MEDEXPRESS URGENT CARE, JOHNSTOWN		9	1	10%	10
ISLAND COAST PEDIATRICS IN-HOUSE LAB		10			10
MINUTE CLINIC INCORPORATE		10			10
MINUTECLINIC DIAGNOSTIC OF OHIO #3407		9	1	10%	10
FLORIDA CLINICAL LAB		1	9	90%	10
NORTHSIDE HOSPITAL ATLANTA		4	6	60%	10
WALGREENS #10972	1	9			10
CVS GA3766POCT DACULA		8	2	20%	10
CHEMISYS LABORATORIES		2	8	80%	10
MEDEXPRESS URGENT CARE - FAYETTEVILLE		8	2	20%	10
CUMBERLAND HEIGHTS		10			10
NASCAR EVENT MANAGEMENT, LLC		10			10
VASCONCELLO COHEN MD PA		9	1	10%	10
CVS NC7213POCT MATTHEWS		8	2	20%	10
COMMUNITY HEALTH CENTER		2	8	80%	10
CVS CT1123POCT SOUTHBURY		10			10
PALM BEACH CDH - DELRAY BEACH			10	100%	10
CVS TX7827POCT ROUND ROCK		10			10
NATURE COAST REGIONAL MEDICAL CENTER		1	9	90%	10
PRORENATA LABS		2	8	80%	10
BETTER AT HOME		10			10
ORLANDO MEDICAL CENTER PL		1	9	90%	10
JOHNS HOPKINS ALL CHILDRENS			10	100%	10
MONTEFIORE MEDICAL CENTER LABORATORIES - NORTH		10			10
SARASOTA PERSONAL MEDICINE		7	3	30%	10
CHILDREN'S HEALTHCARE OF ATLANTA/EGLESTON		10			10
GILCHRIST COUNTY FIRE DEPARTMENT		4	6	60%	10
ANY LAB TEST NOW INC			10	100%	10
MINUTECLINIC DIAG OF IND, LLC #2387		8	2	20%	10
VENICE GREEN VILLAGE		3	7	70%	10
UNIVERSITY MEDICAL CENTER		8	2	20%	10
SOUTH FLORIDA ENT ASSOCIATES, INC			10	100%	10

# COVID-19: testing by laboratory

Data through May 3, 2021 verified as of May 4, 2021 at 09:25 AM

Data in this report are provisional and subject to change.

The numbers in the table below represent the number of Florida and non-Florida residents for whom test results were received by the Department of Health. A person can be tested by more than one laboratory and can have both positive and negative results. **Therefore, the sum of the numbers in each column will be larger than the total number of people tested.**

Reporting lab	Inconclusive	Negative	Positive	Percent positive	Total
LAKE BALDWIN CBOC		9	1	10%	10
LEE COMMUNITY HEALTHCARE INC DUNBAR		8	2	20%	10
BELLE GLADES HEALTH CLINIC			10	100%	10
CARESOUTH HHA HOLDINGS OF THE BAY AREA LLC		10			10
FLEMING ISLAND CENTER FOR CLINICAL RESEARCH		10			10
PIEDMONT ATHENS REGIONAL MEDICAL		8	2	20%	10
CBC LAB		3	7	70%	10
MEDEXPRESS URGENT CARE-KATY		7	3	30%	10
BROWARD MEDICAL AND URGENT CARE		10			10
WILLIAMSBURGH CHAI CARE		9	1	10%	10
TENNESSEE DEPARTMENT OF HEALTH (TDH) - CENTRAL LABORATORY		2	8	80%	10
MINUTECLINIC #2860		6	3	33%	9
PRIMARY CARE SPECIALISTS OF ORLANDO		8	1	11%	9
MINUTECLINIC, LLC #09202		7	2	22%	9
MARINA ISLE ASSISTED LIVING		9			9
CVS TN7289POCT SIGNAL MOUNTAIN		9			9
PRECISION GENETICS			9	100%	9
NORTHWEST FLORIDA COMMUNITY HOSPITAL LABORATORY		8	1	11%	9
LONG ISLAND JEWISH FOREST HILLS HOSPITAL		9			9
VILLAGE PLACE HEALTH AND REHAB		9			9
CVS MA594POCT FALMOUTH		8	1	11%	9
CVS PA233POCT NEWTOWN SQUARE		9			9
FLORIDA CENTER FOR DERMATOLOGY LABORATORY			9	100%	9
JACKSON CLINIC PA,THE		5	4	44%	9
MINUTECLINIC DIAGNOSTIC MED GRP OF CA		8	1	11%	9
CVS PA4077POCT BELLE VERNON		9			9
CVS TX10016POCT PRINCETON		9			9
BREVARD FAMILY WALK IN CLINIC			9	100%	9
NORTHSHORE UNIVERSITY HEALTHSYSTEM EVANSTON HOSPITAL LAB			9	100%	9
CITYMD		1	8	89%	9
MINUTECLINIC DIAGNOSTIC OF NORTH CAROLINA PC #7054		6	3	33%	9
BIRMINGHAM VAMC		5	4	44%	9
GO PATH LABORATORIES			9	100%	9
ENCOMPASS HOME HEALTH OF THE SOUTHEAST LLC		9			9
WADSWORTH CENTER - DAVID AXELROD INSTITUTE		8	1	11%	9
NORTHSIDE HOSPITAL		2	7	78%	9
RANDOLPH DIABETES AND WELLNESS		8	1	11%	9
ADVENTHEALTH MEDICAL GROUP FAMILY AND INTERNAL		8	1	11%	9
MOULTRIE CREEK NURSING AND REHAB			9	100%	9
EAST GEORGIA REGIONAL MEDICAL CENTER		8	1	11%	9
PATEL MEDICAL VENTURES		8	1	11%	9
ETHOS LABORATORIES		7	2	22%	9
MEDERI CARETENDERS VS OF SE FL LLC DBA		8	1	11%	9
ORLANDO HEALTH PHYSICIAN GROUP INC		6	3	33%	9
SYNEXUS CLINICAL RESEARCH US INC		2	7	78%	9
CHIEFLAND MEDICAL CENTER LLC			9	100%	9
DEPT OF VA MEDICAL CENTER - RICHMOND		8	1	11%	9



# COVID-19: testing by laboratory

Data through May 3, 2021 verified as of May 4, 2021 at 09:25 AM

Data in this report are provisional and subject to change.

The numbers in the table below represent the number of Florida and non-Florida residents for whom test results were received by the Department of Health. A person can be tested by more than one laboratory and can have both positive and negative results. **Therefore, the sum of the numbers in each column will be larger than the total number of people tested.**

Reporting lab	Inconclusive	Negative	Positive	Percent positive	Total
PUTNAM FAMILY CARE INC		3	6	67%	9
SUNCREST OMNI		9			9
CVS MD2956POCT NEW MARKET		8	1	11%	9
MINUTE CLINIC LLC #10203		7	2	22%	9
MIAMI COMPREHENSIVE MEDICINE GROUP PA		4	5	56%	9
GLEN FALLS HOSPITAL DEPARTMENT OF PATHOLOGY		8	1	11%	9
HEALTH AND WELLNESS CENTER		1	8	89%	9
CAYUGA COUNTY HEALTH DEPARTMENT		8	1	11%	9
MINUTE CLINIC LLC #0169		7	2	22%	9
IU HEALTH PATHOLOGY		1	8	89%	9
ST VINCENT'S CHILTON		7	2	22%	9
INSPIRED LIVING AT PALM BAY		7	2	22%	9
FHPG_EXP CARE W HILLSBOROUGH		1	8	89%	9
CVS CT1109POCT BETHEL		9			9
MAGNOLIA MANOR			9	100%	9
FLORIDA HOSPITAL WINTER PARK		7	2	22%	9
ST. CLOUD PHARMACY AND WELLNESS CENTER		5	4	44%	9
SOMA MEDICAL CENTER MD PA #7 PEDIATRICS			9	100%	9
CIAN DIAGNOSTICS			9	100%	9
CVS GA2841POCT LAWRENCEVILLE		9			9
MEDICAL CENTER, THE		8	1	11%	9
OMNI			9	100%	9
CFS WELLNESS AND MED SPA LLC			9	100%	9
SCOTTS PHARMACY		8	1	11%	9
CVS SC2736POCT MURRELLS INLET		7	2	22%	9
CVS NC3319POCT CHARLOTTE		6	3	33%	9
PONTE VEDRA PLASTIC SURGERY		9			9
MINUTECLINIC, LLC #03268		8	1	11%	9
PALM BAY URGENT CARE PL		1	8	89%	9
LOREY ALF		9			9
CORE OCCUPATIONAL RESOURCES, LLC		5	4	44%	9
WATERFORD AT CREEKSIDE, THE			9	100%	9
CVS NY549POCT RIDGEWOOD		6	3	33%	9
MINUTECLINIC DIAGNOSTIC OF VIRGINIA, LLC #1656		9			9
BUENA VIDA ESTATES			9	100%	9
UHEALTH UNIVERSITY OF MIAMI			9	100%	9
ALLIANCE HEALTH AND REHABILITATION CENTER		9			9
MINUTE CLINIC DIAGNOSTIC OF VIRGINIA, LLC #7543		7	2	22%	9
TRINITY PEDIATRICS			9	100%	9
IMMACULATE HOUSE AT COUNTRYSIDE		9			9
UCARE			9	100%	9
WALGREENS # 03608		6	3	33%	9
MEDEXPRESS URGENT CARE - SWANSEA, N ILLINOIS ST		8	1	11%	9
CLEARWATER PEDIATRIC CARE		1	8	89%	9
WINTER PARK INTERNAL MEDICINE MD PA		7	2	22%	9
WINDSOR OF GAINESVILLE		9			9
CVS MINUTE CLINIC DIAGNOSTIC OF KANSAS, PA		9			9

# COVID-19: testing by laboratory

Data through May 3, 2021 verified as of May 4, 2021 at 09:25 AM

Data in this report are provisional and subject to change.

The numbers in the table below represent the number of Florida and non-Florida residents for whom test results were received by the Department of Health. A person can be tested by more than one laboratory and can have both positive and negative results. **Therefore, the sum of the numbers in each column will be larger than the total number of people tested.**

Reporting lab	Inconclusive	Negative	Positive	Percent positive	Total
MEDICANA NURSING AND REHAB CENTER			9	100%	9
GCPM MANUAL MICROBIOLOGY		1	8	89%	9
MEDEXPRESS URGENT CARE - STAUNTON		5	4	44%	9
MINUTECLINIC DIAGNOSTIC OF TN PC #242		6	3	33%	9
HARMONIOUS HOME HEALTH, LLC		9			9
DIXITKUMAR N MODI MD PA			9	100%	9
CVS NJ617POCT CEDAR GROVE		8	1	11%	9
OUR HOME AT BEACON HILL			9	100%	9
COMPASS PROVIDENCE URGENT CARE LLLP			9	100%	9
KINDRED_AIMS		9			9
VAIL VALLEY MEDICAL CENTER			9	100%	9
CVS MINUTE CLINIC DIAGNOSTIC OF NEW JERSEY		9			9
CHILDREN'S HEALTH CENTER INC.		7	2	22%	9
MILLER COUNTY HOSPITAL		9			9
COMMUNITY MEDICAL AND DENTAL CARE INC		9			9
NEMOURS CHILDREN'S PRIMARY CARE VERO BEACH			9	100%	9
MINUTECLINIC MINUTECLINIC #4977		5	4	44%	9
MINUTE CLINIC #8979		8	1	11%	9
BEAUMONT EMERGENCY CENTER			9	100%	9
PEDIATRIC HEALTH CARE ALLIANCE			9	100%	9
REMISE OCCUPATIONAL HEALTH SOLUTIONS INC			9	100%	9
MEDEXPRESS URGENT CARE - WILLIAMSPORT		8	1	11%	9
EMORY JOHNS CREEK HOSPITAL		9			9
MEDEXPRESS URGENT CARE - RICHMOND, NINE MILE RD		8	1	11%	9
WESTCHESTER GENERAL HOSPITAL BLOOD GAS LAB			9	100%	9
CVS RI1717POCT 1 CVS DR			9	100%	9
ORLANDO FAMILY PHYSICIANS			9	100%	9
VETERANS AFFAIRS MEDICAL CENTER - OUTPATIENT			9	100%	9
CVS IL8751POCT CHICAGO		9			9
MIDMICHIGAN MEDICAL CENTER			9	100%	9
ALL CHILDREN'S HOSPITAL DEPT OF GENERAL PEDIATRICS			9	100%	9
ACCESS CARE MEDICAL GROUP LLC		2	7	78%	9
CHAPTERS HEALTH HOSPICE		9			9
BAYFRONT HEALTH ST PETERSBURG		8	1	11%	9
SEACOAST PATHOLOGY PROFESSIONAL ASSOC		9			9
HENDRY/GLADES COUNTY HEALTH DEPARTMENT		8	1	11%	9
MOBILE RESPONSE DIAGNOSTICS LLC		8	1	11%	9
PENSACOLA CLUSTER			9	100%	9
MEDEXPRESS URGENT CARE - BATTLE CREEK		6	3	33%	9
LISTENING DOCTOR PLLC, THE		3	6	67%	9
LPG PRIMARY CARE AT LABELLE		7	2	22%	9
CVS PHARMACY NO 274		9			9
CVS TX7288POCT DALLAS		8	1	11%	9
FLORIDA MENTOR		7	2	22%	9
Consulate Health Care of Brandon		7	2	22%	9
BRENNITY AT VERO BEACH, THE			9	100%	9
ROSECASTLE			9	100%	9

# COVID-19: testing by laboratory

Data through May 3, 2021 verified as of May 4, 2021 at 09:25 AM

Data in this report are provisional and subject to change.

The numbers in the table below represent the number of Florida and non-Florida residents for whom test results were received by the Department of Health. A person can be tested by more than one laboratory and can have both positive and negative results. **Therefore, the sum of the numbers in each column will be larger than the total number of people tested.**

Reporting lab	Inconclusive	Negative	Positive	Percent positive	Total
MINUTE CLINIC LLC #1448		8	1	11%	9
SV DIAGNOSTIC LAB			9	100%	9
JOHN T MATHER MEMORIAL HOSPITAL LABORATORY		8	1	11%	9
NITIN BAWA PROFESSIONAL ASSOCIATES			9	100%	9
MEDEXPRESS ELKINS		9			9
MANATEE COUNTY CENTRAL JAIL		9			9
Sunset Lake Health and Rehabilitation Center		8	1	11%	9
WINDSOR OF SAN PABLO, THE		6	3	33%	9
CENTREX CLINICAL LABS INC		8			8
MEDEXPRESS URGENT CARE, BUTLER		5	3	38%	8
SUPREME LABORATORY			8	100%	8
CVS MA1022POCT CAMBRIDGE		8			8
THE WOLFF CENTER FOR CHILD & ADOLESCENT HEALTH			8	100%	8
The Grand at Rome Nursing and Rehabilitation		8			8
PHYSICIANS FOR CHILDREN			8	100%	8
VENICE REGIONAL MEDICAL CENTER			8	100%	8
SANITAS LAUDERDALE LAKES			8	100%	8
COMPREHENSIVE CLINICAL RESEARCH, LLC			8	100%	8
MEDEXPRESS URGENT CARE - GLENDALE		8			8
SYLVESTER AT PLANTATION LABORATORY		7	1	13%	8
HOLY NAME MEDICAL CENTER	1	6	1	13%	8
CHIEFLAND MEDICAL CENTER		1	7	88%	8
CIGNA ONSITE HEALTH LLC		2	6	75%	8
COMPASSION PEDIATRICS		3	5	63%	8
URGENT TEAM - NASHVILLE		7	1	13%	8
INTERNAL MEDICINE ASSOCIATES OF JACKSON HOSPITAL			8	100%	8
ADVANCED RESEARCH FOR HEALTH IMPROVEMENT		6	2	25%	8
STATEN ISLAND CHAI CARE		7	1	13%	8
BENEVA LAKES HEALTHCARE & REHAB CENTER			8	100%	8
CVS OH3476POCT TIPP CITY		7	1	13%	8
DIAGNOSTIC CLINIC		7	1	13%	8
ALLEGRO - TAMPA	1	4	3	38%	8
JX REF LAB			8	100%	8
MEDEXPRESS URGENT CARE - YORK		5	3	38%	8
WHITE SANDS OUTPATIENT SERVICES (WSOP SERVICES LLC)		8			8
CVS NC7057POCT SHELBY		6	2	25%	8
CREATIVE PHARMACY SOLUTIONS EAST		8			8
CVS SC2250POCT COLUMBIA		8			8
CVS TX8387POCT AUSTIN		8			8
MINUTE CLINIC DIAGNOSTIC OF PENNSYLVANIA		8			8
CVS NC3803POCT MOORESVILLE		7	1	13%	8
CAPRONA GROUP HOME		2	6	75%	8
MINUTECLINIC, LLC #03965		8			8
Baptist Village Retirement Communities		8			8
MINUTECLINIC DIAGNOSTIC OF OHIO #7790		6	2	25%	8
CVS PA1074POCT KENNETT SQUARE		7	1	13%	8
DR. PHILLIPS MEDICAL WELLNESS CENTER		4	4	50%	8

# COVID-19: testing by laboratory

Data through May 3, 2021 verified as of May 4, 2021 at 09:25 AM

Data in this report are provisional and subject to change.

The numbers in the table below represent the number of Florida and non-Florida residents for whom test results were received by the Department of Health. A person can be tested by more than one laboratory and can have both positive and negative results. **Therefore, the sum of the numbers in each column will be larger than the total number of people tested.**

Reporting lab	Inconclusive	Negative	Positive	Percent positive	Total
CELEBRATION PEDIATRICS PA			8	100%	8
MINUTECLINIC DIAGNOSTIC OF OHIO #4401		8			8
GOLISANO CHILDREN'S HOSPITAL OF SOUTHWEST FLORIDA		6	2	25%	8
GULF COAST PEDIATRICS OF SARASOTA PA		1	7	88%	8
WELLIGENT		1	7	88%	8
FLORIDA HEART AND VASCULAR MULTISPECIALTY GROUP		8			8
LOVELACE MEDICAL CENTER		8			8
CVS MD4371POCT OCEAN CITY		8			8
TRUE HEALTH		5	3	38%	8
NORTHDAL REHABILITATION CENTER			8	100%	8
PHOEBE PUTNEY MEMORIAL HOSPITAL		8			8
GEISINGER MEDICAL CENTER		2	6	75%	8
MEDEXPRESS URGENT CARE - HOT SPRINGS		8			8
NEUROSCIENCE AND SPINE ASSOCIATES, PL		7	1	13%	8
CVS NC2313POCT RALEIGH		6	2	25%	8
BIOTECH PHARMACEUTICAL GROUP LLC			8	100%	8
DASCENA LABORATORY			8	100%	8
SEA LEVEL LABS			8	100%	8
SOMA MEDICAL CENTER PA #3 GREENACRES			8	100%	8
MINUTE CLINIC, LLC #1434		7	1	13%	8
MODMD LABORATORY		8			8
CAREPOINT CLINIC		5	3	38%	8
UNIVERSITY OF WASHINGTON MEDICAL CENTER			8	100%	8
FHMG_FM AND IM AVALON PARK		2	6	75%	8
ORMOND BEACH CENTRA CARE			8	100%	8
DOH JACKSONVILLE CENTRAL LABORATORY		3	5	63%	8
MID-HUDSON VALLEY DIVISION OF WESTCHESTER MEDICAL		8			8
BEECHTREE MOLECULAR LAB LLC			8	100%	8
SURGOINSVILLE PHARMACY		8			8
TERENCE B MITCHELL MD, INC		4	4	50%	8
CVS NC5591POCT STATESVILLE		7	1	13%	8
CVS IL8747POCT CHICAGO		8			8
MAINE DEPARTMENT OF HEALTH AND HUMAN SERVICES			8	100%	8
MEDEXPRESS URGENT CARE - MIDLOTHIAN		7	1	13%	8
CONSULATE HEALTH CARE		7	1	13%	8
DOCTOR'S IN-HOUSE LAB/COMMUNITY HEALTH CENTERS OF PINELLAS - CLEARWATE			8	100%	8
APEX HOME HEALTH CARE		7	1	13%	8
CVS MINUTE CLINIC DIAG OF IND LLC #5206		7	1	13%	8
MEDEXPRESS URGENT CARE-PETERS TWP		7	1	13%	8
CVS OH2543POCT CANFIELD		5	3	38%	8
FHCP-ORANGE CITY			8	100%	8
LAKELAND VOLUNTEERS IN MEDICINE INC		6	2	25%	8
PAUL GRECO MD CONCIERGE MEDICAL SERVICES PL		8			8
Charles George VAMC		8			8
OHIO DEPARTMENT OF HEALTH			8	100%	8
CLAY PRIMARY & FAMILY CARE LLC			8	100%	8
PALM BEACH COUNTY HEALTH DEPARTMENT LABORATORY			8	100%	8

# COVID-19: testing by laboratory

Data through May 3, 2021 verified as of May 4, 2021 at 09:25 AM

Data in this report are provisional and subject to change.

The numbers in the table below represent the number of Florida and non-Florida residents for whom test results were received by the Department of Health. A person can be tested by more than one laboratory and can have both positive and negative results. **Therefore, the sum of the numbers in each column will be larger than the total number of people tested.**

Reporting lab	Inconclusive	Negative	Positive	Percent positive	Total
ALL CHILDREN'S HOSPITAL		1	7	88%	8
MINUTECLINIC DIAGNOSTIC OF NEVADA #87		4	4	50%	8
FOUNTAINVIEW BY FIVE STAR QUALITY CARE		7	1	13%	8
DEPARTMENT OF HEALTH- CITRUS COUNTY		1	7	88%	8
MEDEXPRESS URGENT CARE - CLARKSBURG		7	1	13%	8
CVS M08556POCT KANSAS CITY		7	1	13%	8
ALACHUA COUNTY HEALTH DEPARTMENT		1	7	88%	8
DOCTOR'S IN HOUSE LAB			8	100%	8
NORTH PINELLAS CHILDRENS MEDICAL CENTER INC			8	100%	8
CVS HEALTH, #1994		6	2	25%	8
AFC/DOCTORS EXPRESS NORTH BERGEN		6	2	25%	8
MEDEXPRESS - WILMINGTON CONCORD PIKE		7	1	13%	8
INTERNAL MEDICINE AND AESTHETICS OF NAPLES LLC		8			8
CVS MD1881POCT DUNKIRK		8			8
CARE ATC - CITY OF BOYNTON BEACH	1	2	5	63%	8
GENE STREET LABORATORIES, LLC		6	2	25%	8
ST CHARLES HOSPITAL LABORATORY		8			8
HEALTHMARK REGIONAL HOSPITAL LAB		4	4	50%	8
MONROE URGENT CARE		7	1	13%	8
PBC FOUND CARE INC			8	100%	8
NASSAU UNIVERSITY MEDICAL CENTER DEPT		7	1	13%	8
FHPG_EXP CARE PALM HARBOR			8	100%	8
MINUTECLINIC DIAG OF IND, LLC #10190		7	1	13%	8
MINUTECLINIC, LLC #1796		7	1	13%	8
WYOMING COUNTY COMMUNITY HOSPITAL LABORATORY		8			8
New York Harbor Harbor HCS - Brooklyn Campus		7	1	13%	8
BARTON PARKER OD PC		8			8
LAB UNKNOW		6	2	25%	8
OSWEGO HOSPITAL LABORATORY		7	1	13%	8
TERRACINA LLC		2	6	75%	8
CVS PA2582POCT SPRINGFIELD		6	2	25%	8
DORAL URGENT CARE			8	100%	8
HEALTHY MINORS PEDIATRIC URGENT CARE		7	1	13%	8
ST. JOSEPH HOSPITAL AND HEALTH CARE INC.			8	100%	8
EP LTC PHARMACY		6	2	25%	8
LEWIS COUNTY MANOR		8			8
WEST DADE PEDIATRICS			8	100%	8
PARTNERS PHARMACY OF FLORIDA LLC		8			8
CVS GA7064POCT STOCKBRIDGE		8			8
PM PEDIATRICS OF BAYSIDE PLLC		8			8
EXECUTIVE MEDICAL SERVICES		8			8
PUTNAM COUNTY EMERGENCY RESCUE SERVICE		5	3	38%	8
X-GENE MOLECULAR LABS		1	7	88%	8
DOTHAN PEDIATRIC CLINIC			8	100%	8
BLOOMING GARDENS OF CARE INC		8			8
HERNANDO PASCO HOSPICE INC		7	1	13%	8
KIS URGENT CARE			8	100%	8



# COVID-19: testing by laboratory

Data through May 3, 2021 verified as of May 4, 2021 at 09:25 AM

Data in this report are provisional and subject to change.

The numbers in the table below represent the number of Florida and non-Florida residents for whom test results were received by the Department of Health. A person can be tested by more than one laboratory and can have both positive and negative results. **Therefore, the sum of the numbers in each column will be larger than the total number of people tested.**

Reporting lab	Inconclusive	Negative	Positive	Percent positive	Total
NORTHEAST ALABAMA REGIONAL MEDICAL CENTER		5	3	38%	8
LAKE CONWAY URGENT CARE LLC		2	6	75%	8
ALLINA HEALTH - ABBOTT NORTHWESTERN HOSPITAL		5	3	38%	8
JUPITER CLINIC			8	100%	8
MEDEXPRESS URGENT CARE - TARENTUM		6	2	25%	8
THE READING HOSPITAL & MEDICAL CENTER			8	100%	8
LEMOYNE COLLEGE WELLNESS CENTER FOR		8			8
MINUTE-CLINIC DIAGNOSTIC OF VIRGINIA, LLC #3949		8			8
MINUTECLINIC, LLC #05038		8			8
CVS IN6713POCT BLOOMINGTON		8			8
ROBERT WOOD JOHNSON HOSPITAL		7	1	13%	8
NEOGENOMICS LABORATORIES, INC		8			8
Robert Wood Johnson University Hospital		6	2	25%	8
MEDEXPRESS URGENT CARE - CULPEPER		8			8
HARBORCHASE OF DR PHILLIPS		7	1	13%	8
SLOPESIDE LABS AND TESTING, LLC - THE HIDEOUT AT BUTTERMILK MOUNTAIN		8			8
MARION OAKS ASSISTED LIVING		8			8
HUNTINGTON VILLAGE URGENT CARE		8			8
EMBRY-RIDDLE AERONAUTICAL UNIVERSITY HEALTH			8	100%	8
NORTHSIDE GWINNETT HOSPITAL		7	1	13%	8
MEDEXPRESS URGENT CARE - MT LEBANON		5	3	38%	8
CVS IN3975POCT JEFFERSONVILLE		5	3	38%	8
MINUTECLINIC DIAGNOSTIC OF SC, LLC #4		8			8
MEDEXPRESS URGENT CARE MORGANTOWN		8			8
VERMONT DEPARTMENT OF HEALTH		1	7	88%	8
SOUTHEASTERN PEDIATRIC ASSOCIATES			8	100%	8
EXCEL URGENT CARE OF PARAMUS LLC		8			8
CVS NJ836POCT RUNNEMEDE		8			8
MINUTECLINIC DIAG OF IND LLC #8651		7	1	13%	8
Florida Clinical Laboratory		1	7	88%	8
GENEUS DIAGNOSTICS			8	100%	8
MEDEXPRESS URGENT CARE-PASADENA		8			8
ADVENTHEALTH ORLANDO INTERNATIONAL AIRPORT			8	100%	8
NOVADX		2	6	75%	8
MINUTE-CLINIC DIAGNOSTIC OF VIRGINIA, LLC #794		7	1	13%	8
MAGNOLIA PEDIATRICS GROUP LLC			8	100%	8
URGENT TEAM - MUSCLE SHOALS		8			8
ATLANTIC CONSOLIDATED LABORATORY		8			8
COMPASSION PEDIATRIC URGENT CARE LLC		2	6	75%	8
LIFE CARE CITRUS COUNTY			8	100%	8
SARAH LAWRENCE COLLEGE HEALTH SERVICES		8			8
SUNSHINE STATE DIALYSIS			8	100%	8
ST CLOUD PHYSICIAN MANAGMENT LLC		7	1	13%	8
BAPTIST OUTPATIENT			8	100%	8
CVS CT718POCT ANSONIA		8			8
WELLSTAR WEST GEORGIA MEDICAL CENTER		7	1	13%	8
Nashville Central Laboratory		8			8

# COVID-19: testing by laboratory

Data through May 3, 2021 verified as of May 4, 2021 at 09:25 AM

Data in this report are provisional and subject to change.

The numbers in the table below represent the number of Florida and non-Florida residents for whom test results were received by the Department of Health. A person can be tested by more than one laboratory and can have both positive and negative results. **Therefore, the sum of the numbers in each column will be larger than the total number of people tested.**

Reporting lab	Inconclusive	Negative	Positive	Percent positive	Total
MINUTE CLINIC DIAGNOSTIC OF MICHIGAN PC		8			8
LAKE PEDIATRICS			8	100%	8
SANFORD MOBILE LAB		1	6	86%	7
TESTD			7	100%	7
DOTHAN WEST FAMILY MEDICINE		5	2	29%	7
WATAUGA MEDICAL CENTER		4	3	43%	7
MINUTECLINIC DIAG OF IND, LLC #6648		5	2	29%	7
MEDEXPRESS URGENT CARE PORT HURON		6	1	14%	7
USCG SECTOR ST PETE		3	4	57%	7
CVS PHARMACY #8800		5	2	29%	7
MINUTECLINIC DIAGNOSTIC OF RHODE ISLAN		7			7
NON-US			7	100%	7
MINUTECLINIC DIAGNOSTIC OF VIRGINIA, LLC		7			7
GRACE WELLNESS CENTER LLC		6	1	14%	7
PANCARE HEALTH - KATE SMITH ELEMENTARY		1	6	86%	7
BROWNE MEDICAL LLC		5	2	29%	7
WILDLIGHT LAB			7	100%	7
COMPLETE FAMILY CARE, LLC/UNIVERSITY OF SAINT MARY		7			7
FAMILY MEDICINE MEDICAL DRIVE		7			7
CVS OH3080POCT HUBER HEIGHTS		6	1	14%	7
MANATEE PEDIATRICS			7	100%	7
Hiawatha Care Center		7			7
GRACE REHABILITATION CENTER OF VERO BEACH		4	3	43%	7
ECLRS		2	5	71%	7
CARENOW URGENT CARE-SOUTHLAKE			7	100%	7
DANIEL M LIBBY MD PLLC		7			7
TRUE HEALTH DIAGNOSTICS		1	6	86%	7
WALGREENS - STORE #9479		5	2	29%	7
HEARTLAND PEDIATRICS OF LAKE PLACID			7	100%	7
MEDEXPRESS URGENT CARE-DUBOIS		7			7
EXPICARE NURSING AGENCY, INC		5	2	29%	7
IAN C BOYKIN MD		4	3	43%	7
CVS CA9721POCT ARCADIA		7			7
NELSON BIOLOGICAL			7	100%	7
HEALTH CARE LABORATORY SERVICES		1	6	86%	7
EASTERN FLORIDA STATE COLLEGE - PALM BAY CAMPUS□			7	100%	7
VICTORIAN MANOR		2	5	71%	7
FLORIDA HOSPITAL APOPKA		6	1	14%	7
CVS NM8918POCT ALBUQUERQUE		7			7
BOONE DRUG & HEALTHCARE AT DEERFIELD			7	100%	7
LAKE NONA PEDIATRICS IN ASSOCIATION WITH NEMOURS		5	2	29%	7
SUPERIOR RESIDENCES AT CALA HILLS		7			7
LEPE'S HOUSE			7	100%	7
BELL-MINOR HOME		7			7
NEMOURS CHILDREN'S HOSPITAL			7	100%	7
CVS NJ862POCT MARLBORO		6	1	14%	7
PROVIDENCE LABORATORY SERVICES		7			7

# COVID-19: testing by laboratory

Data through May 3, 2021 verified as of May 4, 2021 at 09:25 AM

Data in this report are provisional and subject to change.

The numbers in the table below represent the number of Florida and non-Florida residents for whom test results were received by the Department of Health. A person can be tested by more than one laboratory and can have both positive and negative results. **Therefore, the sum of the numbers in each column will be larger than the total number of people tested.**

Reporting lab	Inconclusive	Negative	Positive	Percent positive	Total
Bon Secours Place		6	1	14%	7
NOVANT HEALTH INPATIENT CARE		2	5	71%	7
GREENVILLE MEMORIAL HOSPITAL LAB			7	100%	7
MEDEXPRESS URGENT CARE - BLUEFIELD		6	1	14%	7
LIZS ADULT CARE		7			7
NEMOURS CHILDRENS, LAKE NONA			7	100%	7
WEXFORD HEALTH SOURCES INC		7			7
SCHOOL OF PHARMACY AND PHARMACEUTICAL		7			7
ENTRUST IMMEDIATE CARE			7	100%	7
MARTHA A PRICE MD PA		3	4	57%	7
OCALA REGIONAL KIDNEY CENTER EAST		2	5	71%	7
ST CHARLES BEND LABORATORY		6	1	14%	7
CVS CA8850POCT HUNTINGTON BEACH		6	1	14%	7
CVS CA9103POCT ESCONDIDO		7			7
MINUTECLINIC, LLC (CLINIC 10928)		7			7
LOUISIANA DEPT OF HEALTH			7	100%	7
FLORIDA DIGESTIVE AND LIVER SPECIALIST		7			7
ABBEEY MANOR RETIREMENT RESIDENCE INC		7			7
CALIFORNIA DEPARTMENT OF PUBLIC HEALTH		1	6	86%	7
DALLAS COUNTY HEALTH AND HUMAN SERVICES			7	100%	7
MEDEXPRESS URGENT CARE MURRYSVILLE		5	2	29%	7
ADVENT HEALTH APOPKA		3	4	57%	7
FLORIDA SCHOOL FOR THE DEAF AND THE BLIND			7	100%	7
LONGWOOD FAMILY MEDICINE		1	6	86%	7
TREASURE COAST INFECTIOUS DISEASE CONSULTANTS		4	3	43%	7
PENINSULA CARE AND REHABILITATION CENTER			7	100%	7
CVS NV9841POCT RENO		4	3	43%	7
NORTH FLORIDA MEDICAL CENTERS INC		1	6	86%	7
CVS IN8669POCT INDIANAPOLIS		6	1	14%	7
YAZJI PEDIATRIC CARE LLC DBA TUKA PEDIATRICS			7	100%	7
QUE		4	3	43%	7
CHELSEA NYC LAB		7			7
ADVENTHEALTH MEDICAL GROUP INTERNAL MEDICINE AT		2	5	71%	7
LAWTON CHILES HEALTH CENTER		1	6	86%	7
CVS NC5532POCT SUMMERFIELD		7			7
PALM GARDEN OF SUN CITY			7	100%	7
LEVY COUNTY SHERRIF'S DEPT			7	100%	7
MINUTECLINIC DIAG OF IND LLC #6998		6	1	14%	7
PERSONAL PHYSICIAN CARE PA			7	100%	7
LAKE CITY CORRECTIONAL FACILITY			7	100%	7
CVS PA1296POCT DREXEL HILL		5	2	29%	7
NORTHSIDE MEDICAL CENTER		7			7
Rutgers Health Rwj University Hospital - Laboratory		4	3	43%	7
CVS OH6123POCT CINCINNATI		5	2	29%	7
DOCTOR'S IN-HOUSE LAB/COMMUNITY HEALTH CENTERS OF PINELLAS -PINELLAS P			7	100%	7
MEDEXPRESS URGENT CARE - IRVING		7			7
MINUTECLINIC DIAGNOSTIC OF KANSAS PA		7			7

# COVID-19: testing by laboratory

Data through May 3, 2021 verified as of May 4, 2021 at 09:25 AM

Data in this report are provisional and subject to change.

The numbers in the table below represent the number of Florida and non-Florida residents for whom test results were received by the Department of Health. A person can be tested by more than one laboratory and can have both positive and negative results. **Therefore, the sum of the numbers in each column will be larger than the total number of people tested.**

Reporting lab	Inconclusive	Negative	Positive	Percent positive	Total
CVS TN4624POCT KNOXVILLE		6	1	14%	7
PENN MEDICINE PRINCETON MEDICAL CENTER		6	1	14%	7
FLORIDA CANCER SPECIALISTS & RESEARCH INSTITUTE		6	1	14%	7
PRIMBIO RESEARCH INSTITUTE LLC		7			7
EL PARAISO HOME INC		7			7
MINUTECLINIC, LLC #1452		7			7
Enterprise Health and Rehabilitation Center		7			7
CARENOW URGENT CARE-MADISON		7			7
BALTIMORE CITY HEALTH DEPT COMMUNICABLE DISEASES AND EPIDEMIOLOGY			7	100%	7
MEDEXPRESS - COLLINSVILLE BELT LINE		5	2	29%	7
FLORIDA DEPARTMENT OF HEALTH IN SARASOTA COUNTY		6	1	14%	7
KANSAS DEPARTMENT OF HEALTH		2	5	71%	7
FRESENIUS KIDNEY CARE FORT WALTON BEACH			7	100%	7
IRL MARKET LAB			7	100%	7
CVS NJ837POCT MARLTON		7			7
SOUTH COM HEALTH CLINIC, DEPT. OF THE ARMY		7			7
GAINESVILLE PEDIATRIC ASSOCIATES		1	6	86%	7
DOCTORS CLINICAL LABORATORY, INC		5	2	29%	7
MIAMI BEACH COMMUNITY HEALTH CENTER INC			7	100%	7
PIEDMONT HENRY HOSPITAL, INC		7			7
LYNMOORE,THE		7			7
MEDEXPRESS URGENT CARE - HOLLINS		7			7
WALGREENS #10264		7			7
MEDEXPRESS URGENT CARE-MUNCIE		7			7
HOLY GARDEN ALF, INC.		7			7
NORTHERN DUTCHESS HOSPITAL LABORATORY		5	2	29%	7
LEE COUNTY HEALTH DEPARTMENT		4	3	43%	7
CVS PA813POCT RICHBORO		7			7
ST. LUCIE COUNTY HEALTH DEPARTMENT		5	2	29%	7
PANCARE HEALTH - HOSFORD SCHOOL			7	100%	7
EAST SIDE CLINICAL LABORATORY		5	2	29%	7
NYU WINTHROP HOSPITAL PATHOLOGY		7			7
Thermopolis Rehabilitation Wellness		7			7
Centrastate Medical Center		6	1	14%	7
SOUTHEAST GEORGIA HEALTH SYSTEM, INC D		7			7
PEDIATRICS OF CENTRAL FLORIDA		5	2	29%	7
CARESOUTH HHA HOLDINGS OF TALLAHASSEE LLC		7			7
FIRST PHYSICIANS GROUP - LORRAINE CORNERS		7			7
Lenox on the Lake			7	100%	7
CRESTWOOD MEDICAL CENTER		5	2	29%	7
SKR MEDICAL ADVISORS		7			7
MINUTECLINIC DIAGNOSTIC OF OHIO #6147		6	1	14%	7
HOME CARE PHARMACY OF PALM COAST INC		7			7
WELLSTAR ATLANTA MEDICAL CENTER LABORA		6	1	14%	7
MINUTECLINIC DIAG OF IND LLC #1138		6	1	14%	7
RIVER OAKS TREATMENT CENTER			7	100%	7
CVS GA2236POCT WOODSTOCK		7			7

# COVID-19: testing by laboratory

Data through May 3, 2021 verified as of May 4, 2021 at 09:25 AM

Data in this report are provisional and subject to change.

The numbers in the table below represent the number of Florida and non-Florida residents for whom test results were received by the Department of Health. A person can be tested by more than one laboratory and can have both positive and negative results. **Therefore, the sum of the numbers in each column will be larger than the total number of people tested.**

Reporting lab	Inconclusive	Negative	Positive	Percent positive	Total
PEDIATRICS URGENT CARE, LLC			7	100%	7
CVS SC5479POCT INDIAN LAND		6	1	14%	7
BRADENTON PHYSICIANS MEDICAL CENTER			7	100%	7
DELAWARE DEPARTMENT OF HEATH		6	1	14%	7
KEYSTONE PLACE AT NAPLES PRESERVE		4	3	43%	7
OPTUM PRIMARY CARE - FOUNTAIN OAKS		3	4	57%	7
MEDEXPRESS URGENT CARE-NESHANNOCK TWP		6	1	14%	7
MEDEXPRESS URGENT CARE - STATE COLLEGE		5	2	29%	7
Chestnut Park Rehabilitation and Nursing Center		7			7
GENTRY PARK ORLANDO ASSISTED LIVING		6	1	14%	7
MALABAR FAMILY PRACTICE		4	3	43%	7
KENDALL REGIONAL MEDICAL CNTR			7	100%	7
GALLUP INDIAN MEDICAL CENTER		7			7
OCALA FAMILY MEDICAL CENTER		7			7
FLORIDA PREMIER MEDICAL CARE PA			7	100%	7
MEDEXPRESS URGENT CARE-SCOTT TOWNSHIP		6	1	14%	7
BROOKDALE LAKE ORIENTA			7	100%	7
JUPITER ISLAND PUBLIC SAFETY		5	2	29%	7
CVS OH3458POCT BEAVERCREEK		7			7
DIAGNOSTIC & MEDICAL SPECIALISTS OF GREENWICH		5	2	29%	7
PURECARE PHARMACY		6	1	14%	7
MINUTECLINIC #2797		7			7
HELIX MEDICAL CENTERS		1	6	86%	7
CVS KY4779POCT LOUISVILLE		5	2	29%	7
CVS MA1852POCT MEDWAY		7			7
MINUTECLINIC DIAGNOSTIC OF OHIO #2964		7			7
Parkside Villa		7			7
FLORIDA HOSPITAL KISSIMMEE		4	3	43%	7
WOMENS CARE FLORIDA LLC		5	2	29%	7
NU WAVE MEDICAL CENTER			7	100%	7
Ocoee Health Care Center		7			7
AVON PARK PEDIATRICS			7	100%	7
MAXHEALTH		5	2	29%	7
CVS TX4397POCT CYPRESS		7			7
WALGREENS #09304		5	2	29%	7
TALLAHASSEE MEMORIAL HEALTHCARE			6	100%	6
MEDEXPRESS URGEN CARE - EAST BRUNSWICK		6			6
VIERA PEDIATRICS		1	5	83%	6
WELLMED AT FORT PIERCE		4	2	33%	6
MERCY COLLEGE HEALTH OFFICE		6			6
MIAMI RESCUE MISSION CLINIC INC			6	100%	6
MEDEXPRESS URGENT CARE - WEIRTON		6			6
ENIGMA DIAGNOSTIC, INC.			6	100%	6
PUBLIC HEALTH LAB		6			6
THE PALMS REHABILITATION AND HEALTHCARE CENTER		5	1	17%	6
BROWARD TRANSITIONAL CENTER			6	100%	6
CVS MINUTE CLINIC DIAGNOSTIC OF TEXAS		5	1	17%	6



# COVID-19: testing by laboratory

Data through May 3, 2021 verified as of May 4, 2021 at 09:25 AM

Data in this report are provisional and subject to change.

The numbers in the table below represent the number of Florida and non-Florida residents for whom test results were received by the Department of Health. A person can be tested by more than one laboratory and can have both positive and negative results. **Therefore, the sum of the numbers in each column will be larger than the total number of people tested.**

Reporting lab	Inconclusive	Negative	Positive	Percent positive	Total
TEXAS MEDCLINIC			6	100%	6
CVS SC5550POCT CLOVER		5	1	17%	6
HENDRY REGIONAL CONVENIENT CARE CENTER			6	100%	6
DOCTORS OFFICE OF NEW JERSEY		6			6
VILLAGES HEALTH, THE		4	2	33%	6
MEDEXPRESS URGENT CARE - ELM GROVE		5	1	17%	6
MINUTECLINIC MINUTECLINIC #921		6			6
PALM HARBOR DERMATOLOGY		4	2	33%	6
CVS PA2688POCT COLLEGEVILLE		6			6
CLINICAL CARE ASSOCIATES			6	100%	6
MORRIS HALL/ST JOSEPH NURSING CENTER		6			6
APALACHEE CENTER INC		4	2	33%	6
CVS NATIONAL HARBOR MD2297714CV		6			6
REDMED OF CROSSTOWN		3	3	50%	6
TIFT REGIONAL HLTH SYSTEM, INC DBA SOU		6			6
UPMC HEALTH SYSTEM		4	2	33%	6
CVS MA1095POCT AMHERST		5	1	17%	6
JOSEF SCHENKER, MD, PC		6			6
DEPARTMENT OF HEALTH AND HUMAN SERVICES DIVISION OF BEHAVIORAL HEALTH		1	5	83%	6
FAMILY TREE PRIMARY CARE		5	1	17%	6
CAREWELL 301 - WARWICK			6	100%	6
PARADIGM LABORATORIES			6	100%	6
TIMBER CREEK PEDIATRICS		6			6
PROHEALTH MED		1	5	83%	6
FLORIDA HEALTHCARE OF ORLANDO		1	5	83%	6
DEPARTMENT OF HEALTH AND HUMAN SERVICES STATE OF NEW HAMPSHIRE			6	100%	6
Kennedy University Hospital		5	1	17%	6
CELAL GUROL ERBAY, MD			6	100%	6
BROOKDALE CLERMONT			6	100%	6
TAMIAMI LAB MILLENIUM			6	100%	6
FLORIDA MEDICAL SPECIALISTS		2	4	67%	6
UT SOUTHWESTERN MEDICAL CENTER			6	100%	6
BETHESDA COMMUNITY HEALTH CENTER			6	100%	6
CVS NJ2815POCT E BRUNSWICK		4	2	33%	6
MINUTECLINIC MINUTECLINIC #3665		6			6
MINUTECLINIC DIAGNOSTIC OF TN PC #442		4	2	33%	6
MINUTECLINIC LLC #5041		2	4	67%	6
MEDEXPRESS - NEWARK		6			6
JERSEY SHORE MEDICAL CENTER		6			6
FLORIDA MEDICAL CLINIC -INTERNAL MED DADE CITY			6	100%	6
UF HEALTH PATHOLOGY LABORATORIES			6	100%	6
ADVENTHEALTH MEDICALGROUP PEDIATRICS AT ORLANDO		6			6
ARLINGTON OF NAPLES		6			6
MAXCARE CLINIC			6	100%	6
WG WINDSOR WOODS SH LLC		6			6
FAMILY CARE MEDICAL CENTER			6	100%	6
COMPUNET CLINICAL LAB			6	100%	6

# COVID-19: testing by laboratory

Data through May 3, 2021 verified as of May 4, 2021 at 09:25 AM

Data in this report are provisional and subject to change.

The numbers in the table below represent the number of Florida and non-Florida residents for whom test results were received by the Department of Health. A person can be tested by more than one laboratory and can have both positive and negative results. **Therefore, the sum of the numbers in each column will be larger than the total number of people tested.**

Reporting lab	Inconclusive	Negative	Positive	Percent positive	Total
TULLAHOMA HMA, LLC		5	1	17%	6
FIRST COAST CARDIOVASCULAR INSTITUTE PA			6	100%	6
SAINT PETER'S UNIVERSITY HOSPITAL		6			6
MEDEXPRESS URGENT CARE - LOGAN		6			6
ELITE MD GROUP INC		2	4	67%	6
FLORIDA DEPARTMENT OF HEALTH IN MIAMI DADE COUNTY		5	1	17%	6
AIRCARE INTERNATIONAL		5	1	17%	6
BROWARD COUNTY HEALTH DEPT.			6	100%	6
CITIZENS BAPTIST MEDICAL CENTERS LAB		5	1	17%	6
CVS SC4382POCT SPARTANBURG		6			6
DISCOVERY VILLAGE AT STUART		2	4	67%	6
GUTHRIE CORNING HOSPITAL LABORATORY		6			6
PRESBYTERIAN HOME		6			6
AMERICAN EAGLE LEESBURG AL LLC DBA VISTA LAKE			6	100%	6
WIREGRASS MEDICAL CENTER			6	100%	6
MINUTECLINIC, DIAGNOSTIC OF TEXAS, LLC		6			6
ADVANCED URGENT CARE OF MARATHON		1	5	83%	6
DOCTORS HOSPITAL OF AUGUSTA		6			6
MEDEXPRESS URGENT CARE-HERSHEY		5	1	17%	6
CVS TX1104POCT ALLEN		6			6
HEARTLAND HOME HEALTH CARE		6			6
XPRESS URGENT CARE LLC		6			6
RIVER CITY PRIMARY AND URGENT CARE			6	100%	6
SOUTHERN OCEAN MEDICAL CENTER		6			6
MEDEXPRESS URGENT CARE - WAXAHACHIE, N HIGHWAY 77		4	2	33%	6
UW MEDICINE VIROLOGY LAB			6	100%	6
LAKEVIEW TERRACE HOME HEALTH SERVICES LLC			6	100%	6
GENTLE MEDICINE ASSOCIATES / DR. REGINE BATAILLE		6			6
AARK LABORATORY		6			6
CVS PA5241POCT CHALFONT		6			6
ALLEGRO FLEMING ISLAND		1	5	83%	6
CVS MA507POCT LEOMINSTER		5	1	17%	6
ORLANDO HEALTH PHYSICIAN GROUP			6	100%	6
Northwell Lab		2	4	67%	6
CVS PA1379POCT LANSDALE		5	1	17%	6
MINUTECLINIC, LLC #07876		5	1	17%	6
MERCY URGENT CARE			6	100%	6
PRINCETON BMC LABORATORY		6			6
ATLANTIC COMMUNITY HIGH SCHOOL		5	1	17%	6
ASCENSION ST VINCENT'S CLAY COUNTY			6	100%	6
RIVERVIEW ALF OPERATOR LLC		1	5	83%	6
MEDEXPRESS URGENT CARE - HUNTINGTON WE		6			6
PHYSICIANS URGENT CARE BERRY FARMS		4	2	33%	6
IVY ROSEN MD PLLC		6			6
LRHS Southeastern University		4	2	33%	6
CVS IN6572POCT INDIANAPOLIS		6			6
CENTRAL JERSEY URGENT CARE OF BROWN MI		6			6

# COVID-19: testing by laboratory

Data through May 3, 2021 verified as of May 4, 2021 at 09:25 AM

Data in this report are provisional and subject to change.

The numbers in the table below represent the number of Florida and non-Florida residents for whom test results were received by the Department of Health. A person can be tested by more than one laboratory and can have both positive and negative results. **Therefore, the sum of the numbers in each column will be larger than the total number of people tested.**

Reporting lab	Inconclusive	Negative	Positive	Percent positive	Total
FLEET LANDING			6	100%	6
QUATRACOR PLLC		6			6
CVS IN6654POCT INDIANAPOLIS		5	1	17%	6
CVS IL5797POCT CAROL STREAM		6			6
FLORIDA DEPARTMENT OF HEALTH SEMINOLE COUNTY		1	5	83%	6
CVS MA957POCT WEST SPRINGFIELD		6			6
The Oaks of Clearwater		6			6
RANDOLPH COUNTY HEALTH & REHABILITATIO		6			6
ARC POINT LABS OF AUSTIN NORTH			6	100%	6
MINUTECLINIC 7196		5	1	17%	6
Oakwood - North Baldwins Center for Living		6			6
UNIVERISTY OF MIAMI			6	100%	6
PANCARE HEALTH - ALTHA PUBLIC			6	100%	6
URGENT CARE HOUSECALLS PA		5	1	17%	6
AMERICAN MEDICAL RESPONSE - DENVER		3	3	50%	6
Kroger 673 - The Little Clinic Dallas		5	1	17%	6
CAPITAL HEALTH PLAN LABORATORIES			6	100%	6
ADVENT HEALTH - TUSKAWILLA		4	2	33%	6
MEDEXPRESS URGENT CARE - LEDGEWOOD		5	1	17%	6
ANTHONY-BROWN PHARMACY		6			6
HACKENSACK UNIV MED CTR-PATHOLOGY DEPT		6			6
MCR HEALTH LAWTON CHILES ADMINISTRATION STE A		1	5	83%	6
SOUTHEAST GEORGIA HEALTH SERVICES, LLC		6			6
MEDEXPRESS URGENT CARE SHADYSIDE		5	1	17%	6
PEACE OF MIND REHAB CENTER		6			6
CVS TX7821POCT LEAGUE CITY		6			6
BOCA VIPEDIATRICS			6	100%	6
PROGRESS PHARMACY INC		1	5	83%	6
CVS NV2928POCT LAS VEGAS		6			6
UNILAB		2	4	67%	6
MINUTE CLINIC LLC #1831		6			6
CONCENTRA			6	100%	6
LUMADOC HEALTH		4	2	33%	6
SIGNATURE URGENT CARE			6	100%	6
MOUNT SINAI BROOKLYN LABORATORY		5	1	17%	6
SHEEPSHEAD BAY URGENT CARE		6			6
PLEASANTVILLE OF SEBASTIAN LLC□			6	100%	6
CURATIVE CARE CENTER INC		1	5	83%	6
VALSPAR CHAMPIONSHIP		6			6
SOUTHEASTERN DERMATOLOGY GROUP PA		5	1	17%	6
MEDEXPRESS URGENT CARE - PRINCETON		5	1	17%	6
INDIANA STATE DEPARTMENT OF HEALTH LABORATORIES			6	100%	6
CAMELLIA AT DEERWOOD		2	4	67%	6
MD NOW MEDICAL CENTER			6	100%	6
LPG COCONUT POINT - FAMILY/ INTERNAL MEDICINE		6			6
CVS MD1515POCT LEONARDTOWN		4	2	33%	6
CVS CA9823POCT SACRAMENTO		6			6

# COVID-19: testing by laboratory

Data through May 3, 2021 verified as of May 4, 2021 at 09:25 AM

Data in this report are provisional and subject to change.

The numbers in the table below represent the number of Florida and non-Florida residents for whom test results were received by the Department of Health. A person can be tested by more than one laboratory and can have both positive and negative results. **Therefore, the sum of the numbers in each column will be larger than the total number of people tested.**

Reporting lab	Inconclusive	Negative	Positive	Percent positive	Total
HOLLY HILL HOME INFUSION SERVICE		5	1	17%	6
HUNTERS CREEK PEDIATRICS		6			6
ADVENTHEALTH CAR CENTER APOPKA			6	100%	6
CVS TX2263POCT SAN ANTONIO		6			6
PELICAN LANDING		1	5	83%	6
MANATEE MEMORIAL HOSPITAL CLINICAL LABORATORY			6	100%	6
CVS NC6402POCT DAVIDSON		4	2	33%	6
UT MEMPHIS UNIVERSITY HEALTH SERVICES			6	100%	6
MINUTECLINIC DIAGNOSTIC OF KENTUCKY		6			6
DISCOVERY VILLAGE AT DEERWOOD			6	100%	6
DAVISON HEALTH CENTER WESLEYAN UNIVERS		6			6
LOS ALAMOS NATIONAL LABORATORY		6			6
CVS MI8049POCT WATERFORD		5	1	17%	6
FIFTH AVENUE PEDIATRICS		3	3	50%	6
CVS TX10140POCT THE WOODLANDS		5	1	17%	6
MEDEXPRESS URGENT CARE - MBURG COMMONS		5	1	17%	6
NORTHSIDE HOSPITAL- CHEROKEE		5	1	17%	6
WALGREENS #07589		5	1	17%	6
CVS PA2687POCT EXTON		6			6
OVIDO CHILDRENS HEALTH CENTER LLC		1	5	83%	6
THE CLINIC PREMISE HEALTH			6	100%	6
COVID TESTING LLC			6	100%	6
BETH ISRAEL DEACONESS MEDICAL CENTER			6	100%	6
GENESIS FAMILY PRACTICE		3	3	50%	6
PREMIER FAMILY HEALTH PA			6	100%	6
UNILAB OF DADE INC			6	100%	6
LEHIGH REGIONAL MEDICAL CENTER LABORATORY		3	3	50%	6
MINUTECLINIC LLC #5010		5	1	17%	6
GUTHRIE MEDICAL GROUP LABORATORIES		6			6
Madison Health & Rehabilitation		6			6
BAYCARE MEDICAL GROUP, INC		6			6
CVS MINUTE CLINIC DIAGNOSTIC MED GRP OF CAL		5	1	17%	6
ST LUKES HOSPITAL LABORATORY		2	4	67%	6
CVS OH2518POCT COLUMBUS		5	1	17%	6
CDRX INFUSION			6	100%	6
PALMETTO HEALTH ALLIANCE		3	3	50%	6
CVS TX8322POCT AUSTIN		6			6
PENN NURSING CENTER		6			6
WAKEMED		1	5	83%	6
NORTH FLORIDA PEDIATRICS JASPER			6	100%	6
MEDEXPRESS URGENT CARE - NORTH LITTLE		5	1	17%	6
MINUTECLINIC DIAGNOSTIC OF OHIO #6139		6			6
MEDICAL CENTER AT OCEAN REEF		1	5	83%	6
RURAL HEALTH CARE INC			6	100%	6
SANTOS REHABILITATION CENTER INC			6	100%	6
CVS NH6596POCT HAMPTON		6			6
DIXIE COUNTY EMERGENCY SERVICES			6	100%	6

# COVID-19: testing by laboratory

Data through May 3, 2021 verified as of May 4, 2021 at 09:25 AM

Data in this report are provisional and subject to change.

The numbers in the table below represent the number of Florida and non-Florida residents for whom test results were received by the Department of Health. A person can be tested by more than one laboratory and can have both positive and negative results. **Therefore, the sum of the numbers in each column will be larger than the total number of people tested.**

Reporting lab	Inconclusive	Negative	Positive	Percent positive	Total
MCKENZIE-WILLAMETTE MEDICAL CENTER LAB		6			6
ABSOLUTE HEALTH		5	1	17%	6
COVID RAPID LABS		1	5	83%	6
DEVANSH LAB WERKS		1	5	83%	6
BAYCARE ALLIANT HOSPITAL			6	100%	6
MINUTECLINIC, LLC #07852		5	1	17%	6
AMERICAN HEALTH ASSOC. LABORATORY SOUTH		4	2	33%	6
CENTRAL FLORIDA PRIMARY CARE			6	100%	6
FLORIDA WOMAN CARE LABORATORY			6	100%	6
ELITE MEDICAL CENTER		1	5	83%	6
MIZELL MEMORIAL HOSPITAL			6	100%	6
RAPID MEDLAB (004MO)		5	1	17%	6
CHILDREN'S HOSPITAL OF PHILADELPHIA		5	1	17%	6
MINUTECLINIC DIAGNOSTICS OF IND LLC		3	3	50%	6
PR HEALTH		1	5	83%	6
QUICK CARE MED WALK IN AND URGENT CARE			6	100%	6
MEDEXPRESS URGENT CARE-PITTSFIELD		6			6
BNR PHARMACY INC		6			6
BAYSHORE POINTE NURSING AND REHAB CENTER			6	100%	6
TRUSTBRIDGE			6	100%	6
MEDEXPRESS URGENT CARE, CHAMBERSBURG		5	1	17%	6
ADVENTHEALTH CELEBRATION EMPLOYEE CLINIC		6			6
CVS MA2401POCT MARSHFIELD		5	1	17%	6
PATHGROUP LABS, LLC		4	2	33%	6
THE WINDSOR OF OCALA		2	4	67%	6
Advanced Care Center			6	100%	6
COMMUNITY HEALTH CENTERS OF PINELLAS, INC		4	2	33%	6
Englewood Health Care Center		6			6
MARSHALL MEDICAL CENTER SOUTH LAB		5	1	17%	6
HELIX KH UC		1	5	83%	6
ALL4KIDZ PEDIATRICS LLC		3	3	50%	6
NYU WINTHROP LABORATORY		6			6
OURMED		5	1	17%	6
EGL GENETICS DIAGNOSTICS			5	100%	5
Kroger 449 - The Little Clinic Mountain Park		4	1	20%	5
VEIL VALLEY MEDICAL CENTER			5	100%	5
BUEN PASTOR MEDICAL CENTER, INC			5	100%	5
MINUTECLINIC # 21110		3	2	40%	5
CLEVELAND CLINIC MARTIN HEALTH NURSING & RESTORATIVE		5			5
WASHINGTON STATE DEPARTMENT OF HEALTH PUBLIC HEALTH LABORATORIES			5	100%	5
RHEA MEDICAL CENTER		5			5
CVS GA2279POCT SUWANEE		5			5
ADVANCED PEDIATRICS OF BOCA LLC			5	100%	5
MINUTECLINIC OF NEVADA-2955 S FT APACH		5			5
UNIVERSITY OF CHICAGO MEDICAL CENTER LAB			5	100%	5
THE DOCTORS CENTER HEALTHCARE-SOUTHSIDE		1	4	80%	5
AEL KNOXVILLE			5	100%	5



# COVID-19: testing by laboratory

Data through May 3, 2021 verified as of May 4, 2021 at 09:25 AM

Data in this report are provisional and subject to change.

The numbers in the table below represent the number of Florida and non-Florida residents for whom test results were received by the Department of Health. A person can be tested by more than one laboratory and can have both positive and negative results. **Therefore, the sum of the numbers in each column will be larger than the total number of people tested.**

Reporting lab	Inconclusive	Negative	Positive	Percent positive	Total
CVS OH3393POCT AURORA		4	1	20%	5
UNIVERSITY OF MIAMI / SCCC RESEARCH LABORATORY			5	100%	5
CVS OK6225POCT EDMOND		5			5
FHPG FAMILY MEDICAL CENTER OF TAMPA BAY		1	4	80%	5
ATLANTA PLUS URGENT CARE			5	100%	5
MINIUTECLINIC DIAG OF IND, LLC #6553		5			5
Oceanside Health & Rehabilitation Center		5			5
Samuel S. Stratton VAMC		5			5
MEDEXPRESS URGENT CARE - BRIDGEVILLE		5			5
CARL R DARNALL ARMY MEDICAL CENTER			5	100%	5
MEDEXPRESS URGENT CARE LAVALE		5			5
MEDEXPRESS URGENT CARE- COLUMBIA HEIGH		5			5
MEDEXPRESS URGENT CARE - WILKES BARRE		4	1	20%	5
WESTMINSTER SHORES			5	100%	5
STVHCS - Dental Outpatient Clinic		5			5
CVS MA929POCT FRANKLIN		5			5
ADVENT HEALTH MEDICAL GROUP		4	1	20%	5
THONOTOSASSA COMMUNITY HEALTH CENTER		1	4	80%	5
CVS MA394POCT SEEKONK		5			5
SAFETY HARBOR SENIOR LIVING			5	100%	5
APOLLO GARDENS RETIREMENT RESIDENCE CARE		5			5
BAYSHORE LABORATORY		4	1	20%	5
AMI ST FRANCIS HOSPITAL LABORATORY		4	1	20%	5
MEDEXPRESS URGENT CARE MARTINSBURG		3	2	40%	5
INFECTION CONTROL/ EMPHEALTH		3	2	40%	5
FRESENIUS KIDNEY CARE SOUTH ORLANDO			5	100%	5
ST JOSEPHS BEHAVIORAL HEALTH CENTER			5	100%	5
ST LUCIE COUNTY HEALTH DEPARTMENT		4	1	20%	5
OCHSNER MEDICAL CENTER			5	100%	5
USCG ABBOTT BINAXNOW		4	1	20%	5
MEDEXPRESS URGENT CARE FOX CHAPEL		5			5
CITRUS HEALTH NETWORK INC		2	3	60%	5
COLUMBIA MEMORIAL HOSPITAL LABORATORY		5			5
MED EXPRESS URGENT CARE PC - MARYLAND		4	1	20%	5
CVS MA447POCT NORTHAMPTON		3	2	40%	5
MINUTECLINIC DIAGNOSTIC MED GRP OF SAN		4	1	20%	5
PREMIER PEDIATRICS		1	4	80%	5
EAST CENTRAL FLORIDA OUT PATIENT IMAGING			5	100%	5
PREMIER MEDICAL LABORATORY	1	2	2	40%	5
THE UNIVERSITY OF VERMONT MEDICAL CENTER		4	1	20%	5
WALGREENS #03287		5			5
PIEDMONT NEWNAN HOSPITAL		4	1	20%	5
LABS PLUS LLC		5			5
FLORIDA DEPARTMENT OF HEALTH - INVERNESS		3	2	40%	5
NEW YORK PHYSICIANS LLP		5			5
MEDEXPRESS URGENT CARE - BECKLEY		3	2	40%	5
COMMONS AT ORLANDO LUTHERAN TOWERS SNF			5	100%	5

# COVID-19: testing by laboratory

Data through May 3, 2021 verified as of May 4, 2021 at 09:25 AM

Data in this report are provisional and subject to change.

The numbers in the table below represent the number of Florida and non-Florida residents for whom test results were received by the Department of Health. A person can be tested by more than one laboratory and can have both positive and negative results. **Therefore, the sum of the numbers in each column will be larger than the total number of people tested.**

Reporting lab	Inconclusive	Negative	Positive	Percent positive	Total
VA PRIMARY CARE ANNEX			5	100%	5
WINCHESTER MEDICAL CENTER			5	100%	5
MID FLORIDA HEALTH INC			5	100%	5
WALGREENS #15495		4	1	20%	5
OCCMED SOLUTIONS		2	3	60%	5
HILLSBOROUGH COUNTY HEALTH DEPARTMENT			5	100%	5
QUENTIN N BURDICK MEMORIAL HEALTH CARE		5			5
POWERS PEDIATRICS			5	100%	5
BOND & STEELE CLINIC PA D/B/A BOND CLINIC PA		5			5
CVS ME329POCT PORTLAND		5			5
STARMED FAMILY & URGENT CARE			5	100%	5
URGENT TEAM MANAGEMENT OF TENNESSEE, L		4	1	20%	5
SONATA VERO BEACH		5			5
PRL NYC PANDEMIC RESPONSE LAB			5	100%	5
OPTUMCARE FLORIDA, LLC		3	2	40%	5
MID - FLORIDA PATHOLOGY LLC		1	4	80%	5
PHYSICIANS QUALITY CARE			5	100%	5
MINUTECLINIC, LLC #7139		5			5
KETTERING HEALTH			5	100%	5
UNIVERISTY OF MEMPHIS ATHLETIC TRAINI		5			5
DELAWARE PUBLIC HEALTH LABORATORY		2	3	60%	5
RIO PINAR HEALTH CARE			5	100%	5
PIEDMONT FAYETTE HOSPITAL		3	2	40%	5
MINUTECLINIC DIAGNOSTIC OF PENNSYLVANIA, LLD #1545		5			5
REGIONAL MEDICAL CENTER BAYONET POINT			5	100%	5
CHAMPLAIN VALLEY PHYSICIANS HOSPITAL		3	2	40%	5
MEDEXPRESS - NEW CASTLE, DUPONT HWY		4	1	20%	5
QUALITY MEDICAL CARE			5	100%	5
BIOTECH CLINICAL LABORATORY			5	100%	5
BAPTIST HOSPITAL EMPLOYEE HEALTH OFF			5	100%	5
ADVANCED HEART CARE OF SOUTH FLORIDA		5			5
Life Care Center of Estero			5	100%	5
ATLANTIC SURGERY CENTER OF JACKSONVILLE BEACH		5			5
CVS OH10893POCT PARMA		2	3	60%	5
CVS MA2172POCT NORTH GRAFTON		5			5
HELIX DIAGNOSTIX		2	3	60%	5
CARENOW URGENT CARE - WINTER SPRINGS		4	1	20%	5
ELDER ALTERNATIVES INC		3	2	40%	5
MD NOW MEDICAL CENTER INC			5	100%	5
PINECREST PEDIATRICS GROUP LLC			5	100%	5
MEDICAL CENTER OF BLOUNTSTOWN			5	100%	5
CVS MA1845POCT WILMINGTON		4	1	20%	5
PEDIATRIC URGENT HEALTH CARE			5	100%	5
MIAMI CANCER INSTITUTE			5	100%	5
MINUTECLINIC, LLC #1431		4	1	20%	5
JOHN T MACKAY MD			5	100%	5
ALLIANCE FOR MULTISPECIALTY RESEARCH		5			5

# COVID-19: testing by laboratory

Data through May 3, 2021 verified as of May 4, 2021 at 09:25 AM

Data in this report are provisional and subject to change.

The numbers in the table below represent the number of Florida and non-Florida residents for whom test results were received by the Department of Health. A person can be tested by more than one laboratory and can have both positive and negative results. **Therefore, the sum of the numbers in each column will be larger than the total number of people tested.**

Reporting lab	Inconclusive	Negative	Positive	Percent positive	Total
CVS KY2332POCT GEORGETOWN		4	1	20%	5
ST BARNABAS HOSPITAL		5			5
ARKANSAS DEPARTMENT OF HEALTH			5	100%	5
MEDEXPRESS URGENT CARE - FREDERICK		5			5
WALGREENS #09475		5			5
LPG PEDIATRICS AT CAPE CORAL		5			5
NOVANT HEALTH UVA		2	3	60%	5
INTERNAL MEDICINE & PRIMARY CARE ASSOCIATES, PLC			5	100%	5
SCIENCE CARE			5	100%	5
UCF STUDENT HEALTH SERVICES LABORATORY		2	3	60%	5
CAREHERE LCS- EUSTIS			5	100%	5
MORGAN STANLEY HEALTH CENTER		5			5
KEYSTONE REHABILITATION AND HEALTH CENTER		1	4	80%	5
MEDEXPRESS URGENT CARE - DANVILLE		5			5
CVS CT750POCT ENFIELD		5			5
THE CLINIC OF PEDIATRICS & GI MEDICINE, INC			5	100%	5
HAWTHORNE HEALTH AND REHABILITATION			5	100%	5
YORK HOSPITAL: MICROBIOLOGY			5	100%	5
CVS CA9963POCT SAN DIEGO		5			5
CVS MA299POCT WORCESTER		5			5
URGENT CARE COASTAL GA			5	100%	5
DICKSON MEDICAL ASSOCIATES PC PATH LAB		4	1	20%	5
JOSEPH SCHENKER MD PC		5			5
CVS PA258POCT MCKEES ROCKS		5			5
CVS NE8615POCT LINCOLN		4	1	20%	5
CVS NC2771POCT CLAYTON		4	1	20%	5
Army Residence Community		5			5
MINUTECLINIC DIAGNOSTIC OF PENNSYLVAN		4	1	20%	5
CFP PHYSICIANS GROUP			5	100%	5
BRIGHAM AND WOMEN'S HOSPITAL		1	4	80%	5
AUGUSTA HEALTH			5	100%	5
FLORIDA HOSPITAL LAKE MARY		5			5
LAKEVIEW HEALTHCARE SYSTEM LLC			5	100%	5
ADVENTHEALTH GORDON		4	1	20%	5
RELIANT IMMUNE DIAGNOSTICS			5	100%	5
AHF PUBLIC HEALTH LABORATORY			5	100%	5
PRECISION LABS LLC		2	3	60%	5
RURAL/METRO MIDSOUTH,		5			5
PRINCIPLE HOSPICE SERVICE, LLC			5	100%	5
WILLOW CREEK RETIREMENT CENTER		5			5
CVS TN7698POCT KNOXVILLE		5			5
CVS SC1540POCT MYRTLE BEACH		4	1	20%	5
CVS PA10034POCT PITTSBURGH		5			5
CVS IL8750POCT CHICAGO		3	2	40%	5
CVS IN6757POCT COLUMBUS		5			5
MD ANDERSON CANCER CENTER DI BAY AREA			5	100%	5
PM PEDIATRICS OF SELDEN		3	2	40%	5

# COVID-19: testing by laboratory

Data through May 3, 2021 verified as of May 4, 2021 at 09:25 AM

Data in this report are provisional and subject to change.

The numbers in the table below represent the number of Florida and non-Florida residents for whom test results were received by the Department of Health. A person can be tested by more than one laboratory and can have both positive and negative results. **Therefore, the sum of the numbers in each column will be larger than the total number of people tested.**

Reporting lab	Inconclusive	Negative	Positive	Percent positive	Total
BROOKDALE NEW PORT RICHEY			5	100%	5
WASHINGTON COLLEGE HEALTH SERVICES		5			5
MARION COUNTY FIRE RESCUE		3	2	40%	5
MIAMI MEDICAL CONSULTANT PA			5	100%	5
LAKE COUNTY DETENTION CENTER		3	2	40%	5
PHYSICIANS IMMEDIATE CARE ELGIN			5	100%	5
INSTANT MEDICAL CARE CENTER		4	1	20%	5
CVS GA5622POCT DALLAS		3	2	40%	5
COPELAND MEDICAL CLINIC		3	2	40%	5
WELLMED AT APOLLO BEACH BLVD		3	2	40%	5
SOUTH BEND MEDICAL FOUNDATION			5	100%	5
SARASOTA IMMEDIATE CARE			5	100%	5
PUTNAM HOSPITAL CENTER LABORATORY		5			5
COVENANT COLLEGE HEALTH SERVICES		5			5
FLORIDA CLINICAL LABORATORY - BIOREFERENCE LABORATORIES		2	3	60%	5
CVS TX5877POCT PEARLAND		5			5
CAPE COD HOSPITAL			5	100%	5
PEDIATRICS OF CENTRAL FLORIDA – POINCIANA		3	2	40%	5
SIENA COLLEGE SPORTS MEDICINE CENTER		5			5
BEACH HOUSE		5			5
DIAGNOSTECHS		4	1	20%	5
JOE DIMAGGIO CHILDREN'S HOSPITAL		1	4	80%	5
MIDDLEBURG VA CBOC		4	1	20%	5
IMMERSION RESIDENTIAL LLC			5	100%	5
TANNER MEDICAL CENTER EAST AL		5			5
Birchaven		5			5
CVS AZ10150POCT PHOENIX		4	1	20%	5
ST JOHNS BIOMEDICAL LAB		5			5
NEW YORK STATE DEPARTMENT OF HEALTH			5	100%	5
Edward Hines, Jr. VA Hospital		4	1	20%	5
CVS TX7825POCT FRISCO		4	1	20%	5
PATIENT FIRST - ALLENTOWN			5	100%	5
ALPHADERA LABS, LLC			5	100%	5
CLINICAL CARE INC			5	100%	5
XRL SXF REF LAB		5			5
SOUTH FLORIDA FAMILY HEALTH & RESEARCH CTR			5	100%	5
METHODIST HEALTHCARE UNIVERSITY HOSPIT		5			5
NAVAL MEDICAL CENTER			5	100%	5
INVERNESS FAMILY CARE HIGH RISK PLLC			5	100%	5
Wynfield Park Health and Rehabilitation		5			5
ST VINCENTS AMBULATORY CARE INC		3	2	40%	5
MEDEXPRESS URGENT CARE - BECKLEY CROSS		4	1	20%	5
DOCS URGENT CARE		1	4	80%	5
MINUTECLINIC DIAG OF IND, LLC #8645		5			5
SUTTER TRACY COMMUNITY HOSPITAL			5	100%	5
Kroger 099 - The Little Clinic Fort Collins		5			5
CVS CA9606POCT TEMECULA		5			5

# COVID-19: testing by laboratory

Data through May 3, 2021 verified as of May 4, 2021 at 09:25 AM

Data in this report are provisional and subject to change.

The numbers in the table below represent the number of Florida and non-Florida residents for whom test results were received by the Department of Health. A person can be tested by more than one laboratory and can have both positive and negative results. **Therefore, the sum of the numbers in each column will be larger than the total number of people tested.**

Reporting lab	Inconclusive	Negative	Positive	Percent positive	Total
REELFOOT FAMILY WALK IN CLINIC		4	1	20%	5
DEPARTMENT OF HEALTH AND HUMAN SERVICES LANSING			5	100%	5
GARDENS PEDIATRICS			5	100%	5
FAMILY TREE DNA			5	100%	5
NORTHPORT MEDICAL CENTER LAB		5			5
REHABILITATION CENTER AT JUPITER GARDENS		5			5
CVS IN5696POCT FORT WAYNE		5			5
FORSYTH HOUSE			5	100%	5
WATERTOWN URGENT CARE PLLC		5			5
Walker BaptistMedCtr		4	1	20%	5
CVS GA5637POCT VILLA RICA		5			5
FRANCES WARDE MEDICAL LABORATORY		2	3	60%	5
DAVENPORT PEDIATRICS PA		1	4	80%	5
DEPARTMENT OF PATHOLOGY ROME MEMORIAL		3	2	40%	5
THE RETREAT AT PORT ORANGE			5	100%	5
SPRINGHILL SENIOR RESIDENCE		5			5
CVS NJ715POCT WAYNE		5			5
JUPITER ISLAND MEDICAL CLINIC INC		5			5
FLAGLER HEALTH SERVICES INC			5	100%	5
FALLSBURG CHAI		5			5
PRECISION DIAGNOSTICS INC - NJ		5			5
EAST BANK HOSPITAL - UNIVERSITY OF MINNESOTA MEDICAL CENTER			5	100%	5
CVS IL7017POCT BLOOMINGTON		5			5
APC PEDIATRICS			5	100%	5
STEUBEN COUNTY PUBLIC HEALTH		5			5
CELERION			5	100%	5
MINNESOTA DEPARTMENT OF HEALTH PUBLIC HEALTH LABORATORY DIVISION	1		4	80%	5
UNC HOSPITAL/MCLENDON CLINICAL LABORATORIES			5	100%	5
MINUTECLINIC DIAGNOSTIC OF NEVADA-9586		4	1	20%	5
TMH PHYSICIAN PARTNERS SOUTHWOOD		1	4	80%	5
INDIAN RIVER PRIMARY CARE PA		5			5
ALVARO J DANGOND MD PA		4	1	20%	5
MEDEXPRESS URGENT CARE HUNTINGTON		5			5
MEDEXPRESS URGENT CARE - SUMMERSVILLE, WEBSTER RD		5			5
MEDEXPRESS URGENT CARE - SOUTH PARKERSBURG		5			5
CVS IN6551POCT MOORESVILLE		4	1	20%	5
URGENT MED INC		3	2	40%	5
FINLAY		1	4	80%	5
DOCTORS HOSPITAL LAB MEDICAL OFFICE BUILDING			5	100%	5
LAFAYETTE NURSING AND REHAB			5	100%	5
MINUTECLINIC DIAG OF IND, LLC #6910		5			5
Hillspring of Springboro		5			5
GENEVA GENERAL HOSPITAL LABORATORY		3	2	40%	5
CVS TN6414POCT SMYRNA		3	2	40%	5
WILSON PEDIATRICS			5	100%	5
JACKSON SOUTH COMMUNITY HOSPITAL LAB			5	100%	5
CVS OH2342POCT WEST CHESTER		3	2	40%	5



# COVID-19: testing by laboratory

Data through May 3, 2021 verified as of May 4, 2021 at 09:25 AM

Data in this report are provisional and subject to change.

The numbers in the table below represent the number of Florida and non-Florida residents for whom test results were received by the Department of Health. A person can be tested by more than one laboratory and can have both positive and negative results. **Therefore, the sum of the numbers in each column will be larger than the total number of people tested.**

Reporting lab	Inconclusive	Negative	Positive	Percent positive	Total
MEDEXPRESS URGENT CARE - WALDORF, CRAIN HWY		5			5
SEASIDE MANOR			5	100%	5
LABCORP UNSPECIFIED		5			5
PATIENT FIRST - LEESBURG			5	100%	5
NORTH SHORE HEMATOLOGY-ONCOLOGY ASSOCIATES, PC		5			5
CYPRESS CREEK MEDICAL CENTER			5	100%	5
INVESCLINIC US, LLC		5			5
WALGREENS# 00323		5			5
RUSH UNIVERSITY MEDICAL CENTER LABORATORY			5	100%	5
LIFEPLUS HEALTHCARE GROUP INC		5			5
PARADISE VILLA ALF INCORPORATED		5			5
HUNT CLUB MEDICAL CARE			5	100%	5
QUEST DIAGNOSTICS PSC		1	4	80%	5
LEVY COUNTY DEPT. OF PUBLIC SAFETY		2	3	60%	5
PIEDMONT HOSPITAL LAB			5	100%	5
FRESENIUS MEDICAL CARE			5	100%	5
ELEVATION HEALTH LABORATORY		5			5
FLORIDA PRIMARY CARE AND SPORTS MEDICINE INC		2	3	60%	5
QUINTON MEMORIAL HEALTH CARE CENTER		5			5
GENTLE HANDS MOBILE PHLEBOTOMY			5	100%	5
EASTCHESTER PEDIATRIC MEDICAL GROUP		5			5
MEDEXPRESS URGENT CARE - MOUNTAIN HOME		4	1	20%	5
NORTHWOOD UNIVERSITY-BENNETT SPORTS CENTER		5			5
BLUETAIL MEDICAL GROUP, LLC		4	1	20%	5
GULF COAST VETERANS HCS PANAMA CITY OPC		5			5
NORTHERN MICHIGAN UNIVERSITY ATHLETICS		5			5
OMNICARE PHARMACY OFTEXAS 1, LP DBA OMNICARE		5			5
URGENT CARE OF ERWIN		5			5
COOPER HOSPITAL/UNIVERSITY MEDICAL		5			5
AMAVIDA		5			5
MINUTECLINIC DIAG OF IND LLC #6840		5			5
MENORAH MANOR			5	100%	5
HELIX URGENT CARE			5	100%	5
CVS NV408817POCT LAS VEGAS		1	4	80%	5
WHITE WILSON MEDICAL CENTER - FWB		1	4	80%	5
WOODHULL MEDICAL AND MENTAL HEALTH CTR		5			5
THE LITTLE CLINIC			5	100%	5
CARENOW URGENT CARE - CENTRAL AUSTIN		1	4	80%	5
CONCENTRA - ORLANDO SOUTH II		4	1	20%	5
FLORIDA PRIMARY & SPECIALTY CARE		5			5
ELITE CARE			5	100%	5
CLINICAL PATHOLOGY LABORATORIES			5	100%	5
AHC Decatur County		5			5
RUSSELL SAGE COLLEGE WELLNESS CENTER		5			5
WEST PACIFIC MEDICAL LABORATORY			5	100%	5
CVS TX7151POCT HUMBLE		4	1	20%	5
CVS MO10053POCT SAINT PETERS		5			5

# COVID-19: testing by laboratory

Data through May 3, 2021 verified as of May 4, 2021 at 09:25 AM

Data in this report are provisional and subject to change.

The numbers in the table below represent the number of Florida and non-Florida residents for whom test results were received by the Department of Health. A person can be tested by more than one laboratory and can have both positive and negative results. **Therefore, the sum of the numbers in each column will be larger than the total number of people tested.**

Reporting lab	Inconclusive	Negative	Positive	Percent positive	Total
ENCOMPASS HEALTH REHABILITATION HOSPI		5			5
Arbors at Marietta		5			5
CVS AZ9210POCT SCOTTSDALE		5			5
MEDICAL UNIVERSITY SC HOSPITAL			5	100%	5
CVS SC4122POCT TAYLORS		5			5
MASSASHUSETTS STATE LAB INSTITUTE		2	3	60%	5
HEALTHCARE NETWORK OF SOUTHWEST FLORIDA			5	100%	5
CVS AZ9290POCT PHOENIX		4	1	20%	5
BAPTIST HEALTH - TOWN CENTER			5	100%	5
PEDIATRICS OF ALTAMONTE		5			5
MINUTECLINIC DIAGNOSTIC OF VIRGINIA, LLC #1980		3	2	40%	5
INNOVATIVE COVID-DIVERSEY			5	100%	5
MEDEXPRESS URGENT CARE PLEASANT HILLS		4	1	20%	5
CLINICAL LABORATORIES OF THE BUFFALO		4	1	20%	5
KINGSWAY MEDICAL CENTER INC		2	3	60%	5
ADVENTHEALTH MEDICAL GROUP PEDIATRICS		2	3	60%	5
GRADY MEMORIAL HOSPITAL/MICRO			5	100%	5
FOUNDCARE, INC			5	100%	5
SJH			5	100%	5
NIBHA MEDIRATTA MD PL			5	100%	5
NORTH DADE NURSING AND REHABILITATION CENTER			5	100%	5
NATURE COAST PRIMARY CARE LAB LLC		1	4	80%	5
CVS NC3853POCT BURLINGTON		4	1	20%	5
MONROE COUNTY DEPT OF PUBLIC HEALTH ST		5			5
ENT AND ALLERGY ASSOCIATES OF FLORIDA, LLC			5	100%	5
LAKE MARY HEALTH AND REHABILITATION CENTER		1	4	80%	5
ST JOSEPHS HOSPITAL PATHOLOGY LAB		4	1	20%	5
GOOD SAMARITAN HOSPITAL		3	2	40%	5
LIVING WATERS MEDICAL CENTER			5	100%	5
BOROPARK URGENT CARE		4	1	20%	5
SOUTHEAST GEORGIA PHYSICIAN ASSOCIATES		4	1	20%	5
CANDLER HOSPITAL PATHOLOGY LABORATORY		3	2	40%	5
STEAMBOAT EMERGENCY CENTER			4	100%	4
OKLAHOMA STATE UNIVERSITY DIAGNOSTIC LAB			4	100%	4
LABQ CLINICAL DIAGNOSTICS		4			4
BAYSTATE MEDICAL CENTER		2	2	50%	4
ANY LAB TEST FAST CORP		3	1	25%	4
MINUTECLINIC DIAGNOSTIC OF TEXAS, LLC #7435		2	2	50%	4
ROAN DRUG COMPANY LLC		4			4
MEDEXPRESS URGENT CARE-ARLINGTON		3	1	25%	4
FAMILY MEDICINE AT WATERMAN		4			4
POINTE MEDICAL SERVICES INC		2	2	50%	4
CVS NV8784POCT LAS VEGAS		3	1	25%	4
NEULIFE NEUROLOGICAL SERVICES LLC			4	100%	4
CENTERPLACE HEALTH, INC			4	100%	4
CVS SC2269POCT COLUMBIA		3	1	25%	4
GERALD CHAMPION REGIONAL MEDICAL CENTE		4			4

# COVID-19: testing by laboratory

Data through May 3, 2021 verified as of May 4, 2021 at 09:25 AM

Data in this report are provisional and subject to change.

The numbers in the table below represent the number of Florida and non-Florida residents for whom test results were received by the Department of Health. A person can be tested by more than one laboratory and can have both positive and negative results. **Therefore, the sum of the numbers in each column will be larger than the total number of people tested.**

Reporting lab	Inconclusive	Negative	Positive	Percent positive	Total
LAKE MARY PEDIATRICS			4	100%	4
OPTUM FLORIDA		3	1	25%	4
PHYSICIANS IMMEDIATE CARE AURORA			4	100%	4
DEPARTMENT OF HEALTH AND ENVIRONMENTAL CONTROL			4	100%	4
Sears Coastal Nursing and Rehab		4			4
MINUTECLINIC DIAGNOSTIC OF NORTH CARO		4			4
NAVAL HOSPITAL CAMP PENDLETON			4	100%	4
MONTANA DEPARTMENT OF PUBLIC HEALTH & HUMAN SERVICES			4	100%	4
SOUTHLAND SUITES OF LAKE LAND			4	100%	4
FAMILY MEDICINE AT WINTER PARK			4	100%	4
FAMILY MEDICAL CLINIC HOMESTEAD, LLC			4	100%	4
TAVARES VA COMMUNITY OUTPATIENT CLINIC		4			4
CVS AZ33POCT TEMPE		4			4
IMA MEDICAL CENTER OF OVIEDO			4	100%	4
FLORIDA MEDICAL CENTER		1	3	75%	4
MEDEXPRESS URGENT CARE - WESTFIELD, E MAIN ST		3	1	25%	4
PM PEDIATRICS OF BAYSIDE, PLLC - MANHASSET		4			4
Mitchell Hollingsworth Nursing and Rehab		4			4
MEDFIRST URGENT CARE			4	100%	4
MEADOWS AT CYPRESS GARDENS, THE		3	1	25%	4
CULLMAN REGIONAL MEDICAL CENTER		3	1	25%	4
WE CARE - CARNIVAL CRUISELINE		4			4
MC DIAGNOSTIC OF CONNECTICUT, PC #252		3	1	25%	4
BETTERMED URGENT CARE			4	100%	4
DEPARTMENT OF HEALTH AND HUMAN SERVICES		2	2	50%	4
CHILDREN'S MEDICAL GROUP		4			4
CVS PA4000POCT INDIANA		4			4
HAMPTON ALF AT 24TH ROAD LLC			4	100%	4
RAJ K PAI MD PA			4	100%	4
NOT GIVEN		1	3	75%	4
Crowne Health Care of Montgomery		4			4
STANFORD HEALTH CARE ANATOMIC PATHOLOGY & CLINICAL LAB			4	100%	4
PRESBYTERIAN FAMILY HEALTHCARE-KASEMAN		4			4
CVS MO4850POCT SPRINGFIELD		4			4
COOK HOSPITAL AND CARE CENTER		3	1	25%	4
SIGNATURE CARE EMERGENCY CENTER		2	2	50%	4
FASTMED URGENT CARE			4	100%	4
Heartland of Boynton Beach			4	100%	4
CVS HEALTH, #5962		4			4
SACRED HEART HEALTH SYSTEMS INC			4	100%	4
ORANGE COUNTY HEALTH DEPARTMENT		2	2	50%	4
SOUTHEASTERN REGIONAL MEDICAL CENTER			4	100%	4
NHC HealthCare, Pulaski		4			4
COVANCE CLS			4	100%	4
MONTCLAIR STATE UNIV/HLTH & WELLNESS		4			4
SHARP MEMORIAL HOSPITAL MICROBIOLOGY DEPT			4	100%	4
UNIVERSITY OF MICHIGAN		2	2	50%	4

# COVID-19: testing by laboratory

Data through May 3, 2021 verified as of May 4, 2021 at 09:25 AM

Data in this report are provisional and subject to change.

The numbers in the table below represent the number of Florida and non-Florida residents for whom test results were received by the Department of Health. A person can be tested by more than one laboratory and can have both positive and negative results. **Therefore, the sum of the numbers in each column will be larger than the total number of people tested.**

Reporting lab	Inconclusive	Negative	Positive	Percent positive	Total
MAURY REGIONAL MEDICAL CENTER		4			4
AIRPORT CLINIC			4	100%	4
MEDEXPRESS URGENT CARE, FAIRMONT		4			4
Millennium Nursing & Rehab Center		4			4
ADMERA HEALTH			4	100%	4
MOBILE URGENT CARE			4	100%	4
Rosedale Green		4			4
MINUTECLINIC LLC (2335)		3	1	25%	4
PANCARE HEALTH YOUNGSTOWN			4	100%	4
NDX-CORE LAB			4	100%	4
Health Care Center of Jacksonville			4	100%	4
FLORIDA HOSPITAL ALTAMONTE		2	2	50%	4
Kroger 339 - The Little Clinic Highlands - Bardstown Road		4			4
Hunterdon Medical Center Laboratory		4			4
MEDEXPRESS URGENT CARE - WEST ST PAUL, ROBERT ST S		3	1	25%	4
MONTEFIORE MEDICAL CENTER LABS MONTEFIORE		3	1	25%	4
LEON MEDICAL CENTERS, LLC			4	100%	4
Kroger 895 - The Little Clinic Green Hills		4			4
ADVENTHEALTH MEDICAL GROUP COMMUNITY MEDICINE		3	1	25%	4
FLORIDA HEART AND VASCULAR			4	100%	4
MEDEXPRESS URGENT CARE - TULSA, S YALE AVE		4			4
CLINICAL CARE CENTER, INC			4	100%	4
SMOKY MOUNTAIN URGENT CARE AND FAMILY MEDICINE CENTER			4	100%	4
Kroger 125 - The Little Clinic Castle Rock		3	1	25%	4
NEXT BIO RESEARCH SERVICES, LLC		1	3	75%	4
CAPTAIN JAMES A. LOVELL FEDERAL HEALTHCARE CENTER			4	100%	4
Willowbrooke Court at Country House		4			4
MINUTECLINIC DIAGNOSTIC OF NH, LLC (CL		3	1	25%	4
CVS CA9145POCT SANTEE		3	1	25%	4
MINUTE CLINIC DIAGNOSTIC OF VIRGINIA, LLC #6292		3	1	25%	4
REHABILITATION CENTER OF WINTER PARK,THE			4	100%	4
CVS OH4301POCT NORTHFIELD		4			4
DYNACARE LABORATORIES			4	100%	4
MEDEXPRESS URGENT CARE - CHERRY HILL		4			4
MINUTECLINIC DIAGNOSTIC OF WISCONSIN, LLC		4			4
SANFORD SOUTH UNIVERSITY		4			4
PRIMECARE		2	2	50%	4
ST JOHN'S RIVERSIDE HOSPITAL		3	1	25%	4
CARENOW-LEBANON		2	2	50%	4
ManorCare Rehabilitation Center- Decatur		4			4
EAST TENNESSEE CHILDREN'S HOSPITAL		3	1	25%	4
UAB URGENT CARE CLINIC			4	100%	4
MINUTECLINIC DIAG OF IND, LLC #6483		2	2	50%	4
SOMA MEDICAL CENTER PA #3 PALOMINO			4	100%	4
CVS NE5714POCT OMAHA		3	1	25%	4
SOUTHWESTERN REGIONAL MEDICAL CENTER - TULSA		4			4
PROMPT CARE OF CENTRAL FLORIDA LLC		1	3	75%	4

# COVID-19: testing by laboratory

Data through May 3, 2021 verified as of May 4, 2021 at 09:25 AM

Data in this report are provisional and subject to change.

The numbers in the table below represent the number of Florida and non-Florida residents for whom test results were received by the Department of Health. A person can be tested by more than one laboratory and can have both positive and negative results. **Therefore, the sum of the numbers in each column will be larger than the total number of people tested.**

Reporting lab	Inconclusive	Negative	Positive	Percent positive	Total
MINUTECLINIC DIAG OF IND LLC #1367		4			4
IMIC INC RESEARCH			4	100%	4
State Lab Unspecifd			4	100%	4
MARIANNA CBOC		4			4
URGENT CARE - OCONEE		2	2	50%	4
PORT ORANGE NURSING & REHAB			4	100%	4
MEDEXPRESS URGENT CARE- ALLISON PARK		2	2	50%	4
OHIO CVS STORES		3	1	25%	4
HARBORCHASE OF VILLAGES CROSSING			4	100%	4
CVS MA915POCT BEVERLY		2	2	50%	4
JUPITER INTERNAL MEDICINE AND ASSOCIATES			4	100%	4
CORIZON HEALTH INC			4	100%	4
ST. MARY'S HOSPITAL			4	100%	4
Mill Valley Care Center		4			4
ELIZABETH CITY HEALTH & REHABILITATION		4			4
Brookcrest Nursing Home		4			4
RML PHARMACY PC		4			4
AIREVAC INTERNATIONAL		4			4
MARSHFIELD LABORATORIES			4	100%	4
WHITE EARTH IHS MAIN LAB		4			4
SINAI PLAZA NURSING AND REHAB CENTER			4	100%	4
LAKESIDE HOSPITAL BELLE GLADE			4	100%	4
Metro West Nursing and Rehab			4	100%	4
OMNICARE PHARMACY OF TEXAS 1		4			4
MEDEXPRESS URGENT CARE - FORT SMITH		4			4
GUTHRIE MEDICAL GROUP - CORNING		3	1	25%	4
WALGREENS #07034		4			4
MINUTECLINIC DIAG OF IND, LLC #6908		4			4
Lakeview Village		4			4
CVS IL4778POCT EVANSTON		4			4
MEDEXPRESS URGENT CARE - CINNAMINSON		3	1	25%	4
WESLEY CHAPEL INTERNAL MEDICINE AND PEDIATRICS			4	100%	4
MEDHELP 280		4			4
BAYLOR ESOTERIC AND MOLECULAR LAB			4	100%	4
MINUTECLINIC DIAGNOSTIC OF MICHIGAN, P		4			4
VIDANT MEDICAL CENTER			4	100%	4
WALGREENS #3811		1	3	75%	4
IVY CREEK URGENT CARE OF ENTERPRISE			4	100%	4
CVS IN7653POCT EVANSVILLE		3	1	25%	4
CVS PA1657POCT YORK		3	1	25%	4
TARPON SPRINGS PEDIATRICS, LLC			4	100%	4
AURORA BAYCARE UROLOGY			4	100%	4
UF HEALTH PATHOLOGY LABORATORIES			4	100%	4
MEDEXPRESS URGENT CARE - WICHITA, S SENECA ST		2	2	50%	4
INFINITI LABS INC			4	100%	4
TOTAL RENAL LAB		3	1	25%	4
CVS MA920POCT CLINTON		4			4



# COVID-19: testing by laboratory

Data through May 3, 2021 verified as of May 4, 2021 at 09:25 AM

Data in this report are provisional and subject to change.

The numbers in the table below represent the number of Florida and non-Florida residents for whom test results were received by the Department of Health. A person can be tested by more than one laboratory and can have both positive and negative results. **Therefore, the sum of the numbers in each column will be larger than the total number of people tested.**

Reporting lab	Inconclusive	Negative	Positive	Percent positive	Total
INTRACOASTAL LABS INC		4			4
HCR ManorCare Greentree		4			4
LAKE FOREST PARK OP CO LLC		4			4
REMEDY URGENT CLINIC		2	2	50%	4
Marian Manor, Inc		4			4
ADVENTHEALTH NEW SMYRNA BEACH COMMUNITY HEALTH			4	100%	4
Medilodge of Alpena		4			4
BELLIN HEALTH LAB		1	3	75%	4
WILLIAM S MIDDLETON MEMORIAL VET HOSP		4			4
TMH REHABILITATION CENTER		4			4
ENCOMPASS HOME HEALTH		4			4
CAREWELL URGENT CARE			4	100%	4
MEDEXPRESS URGENT CARE, HANOVER		3	1	25%	4
Kroger 752 - The Little Clinic Central Station		3	1	25%	4
WYOMING PUBLIC HEALTH LAB			4	100%	4
LEESBURG REGIONAL MEDICAL CENTER URGENT CARE			4	100%	4
WELLSTAR DOUGLAS HOSPITAL LABORATORY		4			4
Kroger 124 - The Little Clinic University		3	1	25%	4
CONSULATE HEATH CARE AT WEST ALTAMONTE			4	100%	4
CHILDREN'S HEALTHCARE OF ATLANTA		4			4
CVS IL1170POCT JOLIET		4			4
OLEAN GENERAL HOSPITAL		4			4
RAS MEDICAL SOLUTIONS, LLC		3	1	25%	4
STONE CLINICAL LABORATORIES OF FL LLC		4			4
Crowne Health Care of Greenville		4			4
MOBIL LAB FOR ALL INC		4			4
Kroger 186 - The Little Clinic Holiday Manor		3	1	25%	4
SOUTH FLORIDA RESEARCH ORGANIZATION			4	100%	4
CLINICAL ASSOCIATES OF ORLANDO LLC		4			4
MINNESOTA DEPARTMENT OF HEALTH LABORATORY	1		3	75%	4
SOUTH BAY CORRECTIONAL FACILITY			4	100%	4
UNIVERSITY OF MIAMI HOSPITALS & CLINIC			4	100%	4
HEALTH EXPRESS URGENT CARE		2	2	50%	4
PM PEDIATRICS OF SELDEN PLLC		4			4
SKYLINE UROLOGY		4			4
MEDEXPRESS URGENT CARE - MARKHAM STREE		3	1	25%	4
LATCHER LABORATORY OF A O FOX MEMORIAL		2	2	50%	4
PHOEBE SUMTER MEDICAL CENTER LABORATORY		3	1	25%	4
AHC of Mckenzie		4			4
ST PETE DIRECT PRIMARY CARE		2	2	50%	4
ACHN CLINIC			4	100%	4
ManorCare Health Services Camp Hill		4			4
FHCP – ORMOND BEACH			4	100%	4
MEDEXPRESS URGENT CARE, LANCASTER WEST		2	2	50%	4
Kroger 959 - The Little Clinic Carmel		4			4
MAILBOX DIAGNOSTICS		2	2	50%	4
CAREMOUNT MEDICAL PC - BEDFORD URGENT		4			4

# COVID-19: testing by laboratory

Data through May 3, 2021 verified as of May 4, 2021 at 09:25 AM

Data in this report are provisional and subject to change.

The numbers in the table below represent the number of Florida and non-Florida residents for whom test results were received by the Department of Health. A person can be tested by more than one laboratory and can have both positive and negative results. **Therefore, the sum of the numbers in each column will be larger than the total number of people tested.**

Reporting lab	Inconclusive	Negative	Positive	Percent positive	Total
TRUE HEALTH- HOFFNER		3	1	25%	4
PLAINVIEW PRIMARY CARE		4			4
CARNEGIE HILL PEDIATRICS LLP		3	1	25%	4
MOBILE HEALTH MEDICAL SERVICES PC		4			4
CRESTAR LABS		2	2	50%	4
MEDEXPRESS URGENT CARE - SOMERSET TOWNSHIP		4			4
HAVEN CUSTEAD CARE CENTER		1	3	75%	4
WALGREENS # 04440		3	1	25%	4
CVS OH3329POCT LAKEWOOD		4			4
Park Ridge Nursing Center		3	1	25%	4
ELITE PRIMARY CARE OF WAYCROSS		1	3	75%	4
CVS MINUTE CLINIC DIAGNOSTIC MED GRP		4			4
MPG JACKSONVILLE ATLANTIC BLVD		1	3	75%	4
CONSOLIDATED LABORATORY SERVICES			4	100%	4
WALGREENS #04311		4			4
FLORIDA HEALTHCARE PLAN			4	100%	4
HEALTHQUEST, INC		3	1	25%	4
PALM BEACH CANCER INSTITUTE			4	100%	4
MINUTECLINIC DIAGNOSTIC OF OHIO #5060		4			4
1ST CHOICE URGENT CARE CENTER LLC		3	1	25%	4
MAYO CLINIC BEACHES PRIMARY CARE CTR		3	1	25%	4
Harbor House		4			4
MEDAC AT PORTERS NECK			4	100%	4
ARCPPOINT LABS OF FORT LAUDERDALE, FL CENTRAL		1	3	75%	4
CELEBRATION PEDIATRICS			4	100%	4
BRENTWOOD SENIOR LIVING AT ST PETE			4	100%	4
MEDEXPRESS URGENT CARE CHICOPEE		3	1	25%	4
ASPEN VALLEY HOSPITAL			4	100%	4
MEDEXPRESS URGENT CARE - RUNNEMEDE		2	2	50%	4
FHPG TAMPA PRIMARY CARE			4	100%	4
BETHPAGE MEDICAL PLLC		4			4
UNIVERSITY OF MIAMI STUDENT HEALTH SERVICE			4	100%	4
Oak Creek Terrace		4			4
SIGNATURE CARE MONTROSE		2	2	50%	4
FLORENCE - HUNTSVILLE HOSPITAL URGENT CARE		3	1	25%	4
CVS MA969POCT PALMER		4			4
MICHIGAN HEALTH CLINIC LABORATORIES		3	1	25%	4
BAPTIST HOSPITAL NURSING/PATIENT CARE			4	100%	4
UVA HEALTH SYSTEM MEDICAL LABORATORIES			4	100%	4
ASCENSION ST VINCENT'S MEDICAL CENTER		3	1	25%	4
REGIONAL MEDICAL LAB			4	100%	4
GENUS DIAGNOSTICS			4	100%	4
MEDEXPRESS URGENT CARE - LITTLE ROCK		3	1	25%	4
AFTER HOURS PEDS			4	100%	4
BETHESDA HOSPITAL WEST BLOOD GAS LAB			4	100%	4
Overton Brooks VAMC		4			4
MINUTECLINIC DIAGNOSTIC MED GRP OF ORA		3	1	25%	4

# COVID-19: testing by laboratory

Data through May 3, 2021 verified as of May 4, 2021 at 09:25 AM

Data in this report are provisional and subject to change.

The numbers in the table below represent the number of Florida and non-Florida residents for whom test results were received by the Department of Health. A person can be tested by more than one laboratory and can have both positive and negative results. **Therefore, the sum of the numbers in each column will be larger than the total number of people tested.**

Reporting lab	Inconclusive	Negative	Positive	Percent positive	Total
MIAMI COMMUNITY HEALTH CENTER INC		1	3	75%	4
CARE ONE PRIMARY CARE			4	100%	4
MINUTECLINIC DIAGNOSTIC OF VIRGINIA, LLC #392		4			4
MD NOW URGENT CARE - DELRAY WEST			4	100%	4
FLORIDA HOSPITAL LABORATORIES		4			4
DR. G'S URGENT CARE			4	100%	4
MEDEXPRESS URGENT CARE- FORT WORTH N T		4			4
MEDEXPRESS URGENT CARE - ANDERSON		4			4
REFUGE A HEALING PLACE, THE			4	100%	4
INDUSTRY LAB DIAGNOSTIC PARTNERS			4	100%	4
SOUTH MIAMI HOSPITAL		1	3	75%	4
MINUTECLINIC, LLC #5707		4			4
NOVANT HEALTH PRESBYTERIAN		2	2	50%	4
COVENIENT CARE MEDICAL CLINIC			4	100%	4
CVS PA10825POCT PLYMOUTH MEETING		4			4
Glenis Dr VA Outpatient Clinic		3	1	25%	4
JOHNNIE RUTH CLARKE LAB			4	100%	4
CVS CA9497POCT IRVINE		4			4
WALGREENS # 09788		4			4
THE DOCTOR'S OFFICE OF WEST CALDWELL		4			4
DACH MAIN LAB			4	100%	4
CVS OH6149POCT UPPER ARLINGTON		2	2	50%	4
VA SALT LAKE CITY HCS		4			4
CVS OH2486POCT NILES		2	2	50%	4
TANNER MEDICAL CENTER LABORATORY		3	1	25%	4
UNION CITY MANOR NURSING CENTER		4			4
University Plaza Rehabilitation and Nursing			4	100%	4
DTR LABS		3	1	25%	4
EASTSIDE MEDICAL CENTER		4			4
HEARTLAND - CHARLESTON OF HANAHAN SC,		4			4
CVS OH4499POCT LYNDHURST		2	2	50%	4
COMMUNITY PHYSICIANS OF NORTH PORT PA			4	100%	4
MEDEXPRESS URGENT CARE - EWING		4			4
ARCPPOINT LABS OF ALTAMONTE SPRINGS		2	2	50%	4
AKRON GENERAL MEDICAL CENTER MAIN		4			4
FISHERMEN'S HOSPITAL			4	100%	4
Loretto Health and Rehabilitation Center		4			4
ENGLE CENTER FOR HEALTH SERVICES		4			4
COVID PROCESSING SITE			4	100%	4
Georgiana Health and Rehabilitation, LLC		4			4
LIFE CARE HOME HEALTH SERVICES LLC		1	3	75%	4
15 TO KNOW			4	100%	4
ACCESS RECOVERY SOLUTIONS LLC			4	100%	4
CVS TX3292POCT WYLIE		4			4
HAMILTON MEDICAL CENTER LABORATORY		2	2	50%	4
Westminster Manor		3	1	25%	4
RIVER CITY MEDICAL ASSOCIATES INC			4	100%	4

# COVID-19: testing by laboratory

Data through May 3, 2021 verified as of May 4, 2021 at 09:25 AM

Data in this report are provisional and subject to change.

The numbers in the table below represent the number of Florida and non-Florida residents for whom test results were received by the Department of Health. A person can be tested by more than one laboratory and can have both positive and negative results. **Therefore, the sum of the numbers in each column will be larger than the total number of people tested.**

Reporting lab	Inconclusive	Negative	Positive	Percent positive	Total
CVS OH4300POCT STRONGSVILLE		4			4
CVS MA217POCT TEWKSBURY		3	1	25%	4
CROSSROADS URGENT CARE PLLC		4			4
CVS MI8091POCT FRASER		3	1	25%	4
BLACK STALLION WALK IN AND EXERCISE CLINICS LLC		1	3	75%	4
GASTROENTEROLOGY ASSOC OF PENSACOLA, PA		2	2	50%	4
SunTerrace Health Care Center		3	1	25%	4
CVS TX1057POCT SAN ANTONIO		3	1	25%	4
AFFINITY URGENT CARE			4	100%	4
PANCARE HEALTH - PONCE DE LEON			4	100%	4
GIEBEIG FAMILY MEDICINE PA			4	100%	4
CULLMAN REGIONAL URGENT CARE		3	1	25%	4
DEPARTMENT OF HEALTH/ NEW YORK			4	100%	4
NHC HealthCare, Cookeville		4			4
VITAL CARE URGENT CARE			4	100%	4
MD ANDERSON			4	100%	4
H/L of WEst AShley Rhabilitation and Nursing Center		4			4
WOMEN'S CARE FLORIDA, LLC		4			4
MINUTECLINIC DIAGNOSTIC OF PA LLC		4			4
MINUTECLINIC DIAG OF IND, LLC #6472		4			4
PARKWAY DRUGS OF ONEIDA COUNTY NORTH I		3	1	25%	4
MERCY HOSPITAL			4	100%	4
DEACONESS HOSPITAL			4	100%	4
THE OASIS ALF		4			4
SOUTH FLORIDA PEDIATRIC PARTNERS			4	100%	4
NYC PUBLIC HEALTH LABS			4	100%	4
BUCKINGHAM PLACE ALF		4			4
PEACEHEALTH LABORATORIES		3	1	25%	4
URGENT CARE OF THE SMOKIES			4	100%	4
BETHPAGE EXTENDED HOURS CENTER		4			4
MEDICINE SHOPPE #1306 THE		3	1	25%	4
MOUNT SINAI AVENTURA DIAGNOSTIC CENTER			4	100%	4
DERMATOLOGY SPECIALISTS OF FL - DR. JON WARD			4	100%	4
BARTON MEMORIAL HOSPITAL		3	1	25%	4
JFK INTERNAL MEDICINE FACULTY PRACTICE		2	2	50%	4
ADVANCED URGENT CARE LLC		1	3	75%	4
HOME DOCS		2	2	50%	4
Orchid Cove at Naples			4	100%	4
Calusa Harbour			4	100%	4
EXTENDICARE HEALTH & REHAB CENTER		4			4
ASCENDI HOME HEALTH AGENCY INC			4	100%	4
EXCEL URGENT CARE OF NJ, LLC		2	2	50%	4
MEDEXPRESS URGENT CARE-SELINGSGROVE		3	1	25%	4
HACKENSACK MERIDIAN URGENT CARE, PC		4			4
FLORIDA DEPARTMENT OF HEALTH (FDOH)		2	2	50%	4
MARK HOANG MD PA			4	100%	4
SIMEDHEALTH, LLC		2	2	50%	4

# COVID-19: testing by laboratory

Data through May 3, 2021 verified as of May 4, 2021 at 09:25 AM

Data in this report are provisional and subject to change.

The numbers in the table below represent the number of Florida and non-Florida residents for whom test results were received by the Department of Health. A person can be tested by more than one laboratory and can have both positive and negative results. **Therefore, the sum of the numbers in each column will be larger than the total number of people tested.**

Reporting lab	Inconclusive	Negative	Positive	Percent positive	Total
COMMUNITY HEALTH CENTERS INC			4	100%	4
LIFEHOPE LABS			4	100%	4
Eldorado Rehab & Healthcare		4			4
CVS MN6811POCT PLYMOUTH		4			4
SONIC REFERENCE LABORATORY			4	100%	4
Bethany Health and Rehab		4			4
CVS NH2257POCT MANCHESTER		4			4
CVS CA9492POCT YORBA LINDA		4			4
SUMMERFORD NURSING HOME, INC.		4			4
KINGSTON RESIDENCE OF MARION		4			4
MEDEXPRESS URGENT CARE - TEAYS VALLEY		3	1	25%	4
MEDSTAR LABORATORY INC		3	1	25%	4
MEDEXPRESS URGENT CARE - KOKOMO		4			4
MEDEXPRESS URGENT CARE - WEXFORD		4			4
CORTLAND REGIONAL MEDICAL CENTER		4			4
RELIANT ACUTE CARE			4	100%	4
MEMORIAL HEALTHCARE SYSTEM		1	3	75%	4
INTERMARKET FACILITY			4	100%	4
ELEVATION DIAGNOSTICS		4			4
NEMOURS CHILDREN'S CLINIC			4	100%	4
INTERMOUNTAIN HEALTHCARE CENTRAL LABORATORY			4	100%	4
KENTUCKY CABINET FOR HEALTH AND FAMILY SERVICES			4	100%	4
MEDICAL CENTER ENTERPRISE			4	100%	4
CVS PA1193POCT JENKINTOWN		4			4
GILCHRIST COUNTY HEALTH DEPT			4	100%	4
EXPRESS TESTING-ONE			4	100%	4
MASSENA HOSPITAL LABORATORY		4			4
VA OUTPATIENT PHARMACY			4	100%	4
MEMORIAL HEALTH CARE SYSTEMS			4	100%	4
LUVERNE HEALTH AND REHABILITATION		4			4
COLONIAL MEDICAL CENTER-EAST ORLANDO			4	100%	4
CARTERSVILLE MEDICAL CENTER		1	3	75%	4
CENTRAL FLORIDA INTERNAL OCCUPATIONAL AND		4			4
WILLIAM A HINTON STATE LABORATORY INSTITUTE		1	3	75%	4
CVS OH6164POCT DELAWARE		4			4
PINELLAS POINT NURSING AND REHAB			4	100%	4
BIOTEST PLASMA CENTER		4			4
AFC URGENT CARE GUNBARREL			4	100%	4
UNIVERSITY OF WASHINGTON MEDICAL CENTER (UWMC) EMERGENCY DEPT.			4	100%	4
LB Broen Home		4			4
MEDEXPRESS URGENT CARE NORWIN		4			4
FLORIDA CANCER SPECIALISTS AND RESEARCH		2	2	50%	4
CALLE OCHO DIALYSIS			4	100%	4
Kennedy University Hospital -Wash Twp L		4			4
HARBOUR ISLAND PEDIATRICS LLC			4	100%	4
BRANDON REGIONAL EMERGENCY CTR			4	100%	4
PILGRIM PHARMACY INC		4			4



# COVID-19: testing by laboratory

Data through May 3, 2021 verified as of May 4, 2021 at 09:25 AM

Data in this report are provisional and subject to change.

The numbers in the table below represent the number of Florida and non-Florida residents for whom test results were received by the Department of Health. A person can be tested by more than one laboratory and can have both positive and negative results. **Therefore, the sum of the numbers in each column will be larger than the total number of people tested.**

Reporting lab	Inconclusive	Negative	Positive	Percent positive	Total
JERSEY IRISH MEDICAL (DBA AFC URGENT C		3	1	25%	4
L3HARRIS FAMILY MEDICAL CENTER			4	100%	4
EPI			4	100%	4
SUMNER REGIONAL MEDICAL CENTER		3	1	25%	4
BAPTIST HEALTH MEDICAL CENTER			4	100%	4
CVS AZ5026POCT MESA		4			4
ORLANDO REGIONAL HEALTH SERVICES		2	2	50%	4
PREMIER PEDIATRICS LLC			4	100%	4
CVS MA2297677CV BOSTON		4			4
FCHC (OB)-DARWIN SQUARE CTR.			4	100%	4
LOUISIANA DEPT. OF HEALTH AND HOSPITALS-INFECTIOUS DISEASE EPI SECTION			4	100%	4
CAPITAL HEALTH LABORATORY INC			4	100%	4
NORTH OKALOOSA CLINIC CORP		1	3	75%	4
PDL PHARMACY CORP			4	100%	4
CVS MO5655POCT LIBERTY		1	3	75%	4
OPTUM OF RED ROAD		4			4
FLORIDA HOSPITAL PHYSICIANS GROUP		1	3	75%	4
SOFTCELL L-FORM LABORATORIES, LLC		1	3	75%	4
BARRANCO CLINIC PA, THE	1	3			4
ACCENT PHYSICIAN SPECIALISTS PA		4			4
FLORIDA HEALTH CARE PLANS STIRLING CENTER			4	100%	4
CVS TX5807POCT PEARLAND		4			4
MEDNOW URGENT CARE		3	1	25%	4
CAREWELL 202			4	100%	4
COMMUNITY HEALTH CENTER OF WEST PALM BEACH			4	100%	4
MIDDLETON PEDIATRICS			4	100%	4
WOMACK ARMY MEDICAL CENTER			4	100%	4
WINDER NURSING INC DBA WINDER HEALTH CARE		4			4
APOPKA FAMILY HEALTH CENTER		3	1	25%	4
CANOPY AT HARPER LAKE, THE			3	100%	3
WALGREENS #05477		3			3
CVS MA1006POCT BROCKTON		3			3
ST CLOUD PHARMACY AND WELLNESS CENTER		2	1	33%	3
FLORIDA MENTOR-POINT WEST CLUSTER		3			3
BROADWAY HEALTH FLORIDA MEDICAL CLINIC URGENT CARE			3	100%	3
MINUTECLINIC #1773		3			3
STRINGFELLOW MEMORIAL HOSPITAL		3			3
LIFEGUARD AMBULANCE SERVICE LLC - BAY COUNTY			3	100%	3
NORTHWEST FLORIDA CLINICAL LAB		1	2	67%	3
TRUE HEALTH - LAKE UNDERHILL		3			3
ADVENTHEALTH SEBRING- INFECTION CONTROL DEPARTMENT			3	100%	3
INTERCOASTAL FAMILY PRATICE		1	2	67%	3
MEDEXPRESS URGENT CARE - HACKETTSTOWN		2	1	33%	3
ST. PETERSBURG PEDIATRICS- 38TH AVENUE			3	100%	3
AUGUSTA UNIVERISTY MEDICAL CENTER			3	100%	3
PIEDMONT MOUNTAINSIDE HOSPITAL LAB - E		3			3
Kroger 093 - The Little Clinic Stapleton		2	1	33%	3

# COVID-19: testing by laboratory

Data through May 3, 2021 verified as of May 4, 2021 at 09:25 AM

Data in this report are provisional and subject to change.

The numbers in the table below represent the number of Florida and non-Florida residents for whom test results were received by the Department of Health. A person can be tested by more than one laboratory and can have both positive and negative results. **Therefore, the sum of the numbers in each column will be larger than the total number of people tested.**

Reporting lab	Inconclusive	Negative	Positive	Percent positive	Total
COOSA VALLEY HEALTHCARE CENTER LLC		3			3
YORK HOSPITAL - LABORATORY			3	100%	3
VIRGINIA DIVISION OF CONSOLIDATED LABORATORIES			3	100%	3
CVS CT288POCT BRISTOL		2	1	33%	3
PROHEALTH PRIMARY CARE - GLEN OAKS		3			3
Huntington Health Care and Rehabilitation Center		3			3
The Good Shepherd		3			3
MONTANA PUBLIC HEALTH LAB			3	100%	3
LabCorp of America			3	100%	3
TMH PHYSICIAN PARTNERS BLOUNTSTOWN			3	100%	3
ALLEGHENY GENERAL HOSPITAL			3	100%	3
BROOKDALE ALTAMONTE SPRINGS			3	100%	3
EVERGREEN WOODS HEALTH & REHAB CENTER		2	1	33%	3
FULGENT GENETICS HOUSTON		3			3
NASON HOSPITAL			3	100%	3
CELEBRATION PRIMARY CARE ASSOCIATES LLC		3			3
SOMA MEDICAL CENTER P.A. #4			3	100%	3
CLINICA HISPANIA			3	100%	3
CVS AZ7263POCT PHOENIX		3			3
ALOHA HOME CARE LLC DBA ACCENTCARE HOME HEALTH OF		3			3
ACL LABORATORIES INDUSTRIAL TOXICOLOGY			3	100%	3
JOJAN PHARMA INC		3			3
BAYSHORE MEDICAL CENTER LABORATORY		3			3
Kroger 448 - The Little Clinic Mason		3			3
CTRS			3	100%	3
SOUTHERN SURGICAL ARTS		3			3
PUBLIC HEALTH TRUST OF MIAMI DADE COUNTY			3	100%	3
FLORIDA LABORATORY ANALYSIS, LLC			3	100%	3
MARLBORO URGENT CARE		3			3
WEST TN HEALTH MED NORTH		3			3
SAVANNAH COVE		3			3
FLORIDA MEDICAL ASSOCIATES		3			3
NORTHEAST FLORIDA INTERNAL MEDICINE PA		3			3
ACCESS LABORATORIES LLC			3	100%	3
CAMPAZZI CONCIERGE MEDICAL SERVICES		2	1	33%	3
COMMUNICABLE DISEASE CONTROL/PUBLIC HEALTH EMERGENCY PREPAREDNESS			3	100%	3
PHYSICIANS MEDICAL CENTER		3			3
RAPID CITY RUGENT CARE			3	100%	3
Kings County Hospital Center			3	100%	3
LAHEY CLINIC MEDICAL CENTER			3	100%	3
COASTAL PEDIATRIC CARE			3	100%	3
ADVICE FOR OPTIMAL WELLNESS, INC			3	100%	3
NC STATE LABORATORY OF PUBLIC HEALTH		3			3
OPP HEALTH AND REHABILITATION		3			3
ADVENTHEALTH IMAGING LAKE NONA		1	2	67%	3
SINAI POST ACUTE NURSING AND REHAB CE		3			3
WALGREENS #07502		3			3

# COVID-19: testing by laboratory

Data through May 3, 2021 verified as of May 4, 2021 at 09:25 AM

Data in this report are provisional and subject to change.

The numbers in the table below represent the number of Florida and non-Florida residents for whom test results were received by the Department of Health. A person can be tested by more than one laboratory and can have both positive and negative results. **Therefore, the sum of the numbers in each column will be larger than the total number of people tested.**

Reporting lab	Inconclusive	Negative	Positive	Percent positive	Total
Village on the Green			3	100%	3
RENE F CEDENO DMD PA		3			3
INTERNAL MEDICINE & PEDIATRICS WELLNESS CENTER			3	100%	3
PRISMA HEALTH MIDLANDS			3	100%	3
SISD EMPLOYEE HEALTH CLINIC			3	100%	3
LEE MEMORIAL HOSPITAL BLOOD GAS LAB			3	100%	3
BEEBE MEDICAL CENTER LABORATORY		3			3
UNITY HEALTH AND REHABILITATION CENTER			3	100%	3
GONZALEZ MD AND ASWAD MD HEALTH SERVICES			3	100%	3
COASTAL SKIN SURGERY AND DERMATOLOGY PL		3			3
MCGUFFEY HEALTH CARE CENTER INC		3			3
Greystone Health Care Center		3			3
ST LUKES HOSPITAL			3	100%	3
CVS TN7144POCT BARTLETT		3			3
PRIMARY & URGENT CARE CENTERS			3	100%	3
MEDEXPRESS-HOUSTON EAST FWY		1	2	67%	3
CVS CA9858POCT SANTA CLARITA		3			3
Magnolia Health and Rehab Center			3	100%	3
CVS CA8861POCT BUENA PARK		3			3
SKIPPACK MEDICAL LAB			3	100%	3
Maryfield Inc. dba Pennybyrn		3			3
EVENING PEDIATRICS INC		1	2	67%	3
Wilkes-Barre VAMC		3			3
KIDSVILLE PEDIATRICS IV PA		1	2	67%	3
LAB PLUS, LLC AT ASCENSION SAINT THOMA		3			3
CVS TX19POCT SPRING		3			3
LEGACY LABORATORY SERVICES			3	100%	3
UHEALTH JACKSON URGENT CARE - CUTLER BAY		1	2	67%	3
SPARROW CENTRAL LAB			3	100%	3
HARBOUR'S EDGE		2	1	33%	3
MEDICAL CITY DALLAS HOSPITAL			3	100%	3
ORCHID COVE DAYTONA			3	100%	3
PINELLAS CHD - CLEARWATER		2	1	33%	3
Good Samaritan Society - Fairfield Glade		3			3
TIEHH BIOTERRORISM RESPONSE LAB			3	100%	3
CVS SC5471POCT LEXINGTON		2	1	33%	3
FAMILY CARE SPECIALISTS OF ORLANDO			3	100%	3
MAYO		1	2	67%	3
MED FUSION			3	100%	3
EMORY CRAWFORD LONG HOSPITAL			3	100%	3
MINUTECLINIC DIAG OF IND, LLC #5369		2	1	33%	3
NEBRASKA MEDICAL CENTER			3	100%	3
SOUTHCARE PHARMACY INC		1	2	67%	3
MEDICAL CENTER OF CENTRAL GEORGIA			3	100%	3
CONCENTRA - PLANTATION		3			3
EXPRESSCARE URGENT CARE CENTER			3	100%	3
UHEALTH CORAL SPRINGS			3	100%	3

# COVID-19: testing by laboratory

Data through May 3, 2021 verified as of May 4, 2021 at 09:25 AM

Data in this report are provisional and subject to change.

The numbers in the table below represent the number of Florida and non-Florida residents for whom test results were received by the Department of Health. A person can be tested by more than one laboratory and can have both positive and negative results. **Therefore, the sum of the numbers in each column will be larger than the total number of people tested.**

Reporting lab	Inconclusive	Negative	Positive	Percent positive	Total
HOUSTON MEDICAL CENTER			3	100%	3
Englewood Health and Rehab			3	100%	3
MARYLAND STATE DEPT OF HEALTH	2		1	33%	3
MEDEXPRESS URGENT CARE - LINKHORNE		3			3
MEDEXPRESS URGENT CARE-WILKINS TOWNSHIP, WILLIAM PENN HIGHWAY		3			3
MEDEXPRESS URGENT CARE-CHIPPEWA		2	1	33%	3
BOLING, STEPHANIE		3			3
BAPTIST HEALTH SURGERY CENTER AT NORTHPOINT			3	100%	3
CCRX OF NORTH CAROLINA, LLC		2	1	33%	3
Florida Baptist Retirement Center		1	2	67%	3
ALCALA PHARMACEUTICALS			3	100%	3
CHEROKEE COUNTY HEALTH AND REHAB CENTER		3			3
CHILDREN'S HEALTHCARE OF ATLANTA AT EG		3			3
NORTHSIDE HOSPITAL D/B/A ARTHRITIS		3			3
ISLAND NURSING HOME		2	1	33%	3
MID FLORIDA CLINICAL LABORATORY		2	1	33%	3
NEWSTAR MEDICAL LABORATORIES		3			3
PENSACOLA MEDICAL CLINIC LLC			3	100%	3
CVS AZ7841POCT TUCSON		3			3
VELOCITY CARE			3	100%	3
UNIVERSITY HEALTH SERVICES RIVER CAMPUS		2	1	33%	3
MINUTECLINIC DIAGNOSTIC, PA		3			3
CURATIVE TEXAS			3	100%	3
LIFEGUARD AMBULANCE SERVICE LLC, TEXAS			3	100%	3
Kroger 627 - The Little Clinic Castleberry		2	1	33%	3
SAMARITAN PACIFIC COMMUNITIES HOSPITAL		2	1	33%	3
NEBRASKA DEPARTMENT OF HEALTH AND HUMAN SERVICES			3	100%	3
CVS NC3514POCT STANLEY		3			3
INTERNAL MEDICINE AND WOUND CARE SPECIALIST LLC		3			3
OCALA REGIONAL KIDNEY CENTER-WEST			3	100%	3
CABELL HUNTINGTON HOSPITAL CLINICAL LAB			3	100%	3
LINCOLN MEDICAL CENTER		3			3
CATSKILL REGIONAL MEDICAL CENTER		3			3
SCHIFF CENTER FOR LIVER DISEASES		1	2	67%	3
Concordia Village of Tampa			3	100%	3
Kroger 388 - The Little Clinic Braelinn Village		3			3
Lebanon VAMC		2	1	33%	3
CVS MN663POCT APPLE VALLEY		2	1	33%	3
VELOCITY URGENT CARE			3	100%	3
MARYWOOD NURSING CARE CENTER		3			3
DOCTOR 4 U CLINIC		1	2	67%	3
HOMELAND CENTER		3			3
Fort Gaines Health and Rehab		3			3
Broadview Multi-Care Center		3			3
EMERALD TRACE		3			3
PHYSICIANS CARE INC		1	2	67%	3
ACCESS HEALTH CARE		2	1	33%	3

# COVID-19: testing by laboratory

Data through May 3, 2021 verified as of May 4, 2021 at 09:25 AM

Data in this report are provisional and subject to change.

The numbers in the table below represent the number of Florida and non-Florida residents for whom test results were received by the Department of Health. A person can be tested by more than one laboratory and can have both positive and negative results. **Therefore, the sum of the numbers in each column will be larger than the total number of people tested.**

Reporting lab	Inconclusive	Negative	Positive	Percent positive	Total
VIRTUA MEMORIAL HOSPITAL BURLINGTON COUNTY		1	2	67%	3
Northport VAMC		3			3
MINUTECLINIC, LLC #05814		3			3
TRISTAR WELLNESS, LLC		3			3
ADVANCED URGENT CARE CENTER OF THE UPPER KEYS		1	2	67%	3
CVS OH5457POCT POWELL		3			3
OPENTRONS PRL		2	1	33%	3
MT CARMEL PHARMACY INC		3			3
MEDRITE MEDICAL CARE PC		3			3
Gracemore Nursing and Rehab		3			3
CVS PA371POCT PHILADELPHIA		3			3
WINDERMERE PEDIATRICS			3	100%	3
HELIX LW UC		1	2	67%	3
ADRIANA M CASTRO MD PA		3			3
BOSTON MEDICAL CENTER			3	100%	3
EFFINGHAM HOSP, INC, DBA EFFINGHAM HEALTH		3			3
CVS IN6608POCT NEW PALESTINE		1	2	67%	3
CVS MA1179POCT HUDSON		2	1	33%	3
Crowne Health Care of Mobile		3			3
PEDIATRICS IN NORTH FLORIDA PA			3	100%	3
GROVES CENTER			3	100%	3
BASCOM PALMER EYE INSTITUTE			3	100%	3
Manor Care-Kingston Court of York PA, LLC		3			3
BETHESDA HOSPITAL EAST BLOOD GAS LAB			3	100%	3
SOLERA SPECIALTY PHARMACY LLC		2	1	33%	3
MEDEXPRESS URGENT CARE - RICHMOND, W BROAD ST		3			3
NHC DICKSON		3			3
TAMPA INTERNATIONAL AIRPORT			3	100%	3
CVS MO10151POCT SPRINGFIELD		2	1	33%	3
NORTHERN LIGHT LABORATORY		1	2	67%	3
NEWCARE PRIMARY MEDICINE			3	100%	3
2412 LEBANON PIKE		2	1	33%	3
HARRINGTON PARK HEALTH AND REHAB		3			3
MANATEE URGENT CARE LLC			3	100%	3
OMNI HEALTHCARE INC		1	2	67%	3
CARECENTER PHARMACY, LLC		3			3
PATHOLOGY REFERENCE LAB LLC			3	100%	3
EAST CORE LAB			3	100%	3
HOPE HEALTH CARE, LLC		3			3
MINUTE CLINIC DIAGNOSTIC OF KANSAS PA		3			3
INSPIRA MEDICAL CENTER VINELAND LAB		2	1	33%	3
ASANTE THREE RIVERS MEDICAL CENTER LAB		3			3
OHIO DEPARTMENT OF HEALTH LABORATORY		2	1	33%	3
CLEARWATER		2	1	33%	3
BAPTIST HOSPITAL OF MIAMI MCI BROWARD LABORATORY			3	100%	3
MERCY HEALTH			3	100%	3
BRADENTON PHYSICIAN MEDICAL CENTER			3	100%	3



# COVID-19: testing by laboratory

Data through May 3, 2021 verified as of May 4, 2021 at 09:25 AM

Data in this report are provisional and subject to change.

The numbers in the table below represent the number of Florida and non-Florida residents for whom test results were received by the Department of Health. A person can be tested by more than one laboratory and can have both positive and negative results. **Therefore, the sum of the numbers in each column will be larger than the total number of people tested.**

Reporting lab	Inconclusive	Negative	Positive	Percent positive	Total
SUN TERRACE HEALTH CARE CENTER			3	100%	3
Providence VAMC		3			3
CVS MA1945POCT HANOVER		3			3
CVS OH2381POCT LEWIS CENTER		3			3
ROYAL PALM RETIREMENT CENTRE		3			3
BICKERTON, DAWN		3			3
NORTHCREST MEDICAL CENTER		1	2	67%	3
Kroger 571 - The Little Clinic Hendersonville		1	2	67%	3
Kroger 592 - The Little Clinic Alexander Plaza		2	1	33%	3
CVS OH4359POCT HUDSON		3			3
SCRIPPS CLINIC MEDICAL			3	100%	3
MINUTECLINIC DIAGNOSTIC PA #3344		3			3
Kroger 387 - The Little Clinic Hubbards Lane		3			3
CVS CA8872POCT ALISO VIEJO		3			3
ALLIANCE LABS @LRMC			3	100%	3
MISSISSIPPI CARE CENTER OF DEKALB LLC		3			3
WYOMING DEPT OF HEALTH			3	100%	3
LEGACY ER AND URGENT CARE			3	100%	3
IP BOISE 1		2	1	33%	3
KIDS CORNER PEDIATRICS PLLC		2	1	33%	3
THE PATHOLOGY LABORATORY		1	2	67%	3
HEALTH EXPRESS		3			3
CVS MA137POCT QUINCY		3			3
FELICIDAD MEDICAL CENTER INC			3	100%	3
B2 URGENT CARE		1	2	67%	3
COOPER UNIVERSITY HOSPITAL LABORATORY		2	1	33%	3
MID-FLORIDA PATHOLOGY LLC - MOBILE UNIT # 3		1	2	67%	3
CLINICAL CARE ASSOCIATES, INC			3	100%	3
C19 LABS			3	100%	3
ADVANCED PEDIATRICS			3	100%	3
Schoolcraft Medical Care Facility		3			3
Biopharmaceutics Laboratory Section		3			3
EXETER HOSPITAL		3			3
HARBORCHASE OF GAINESVILLE			3	100%	3
ORLANDO AIRPORT DIALYSIS		3			3
ASPIRUS WAUSAU HOSPITAL			3	100%	3
CVS IL8744POCT BROOKFIELD		3			3
CVS OH6167POCT ASHLAND		3			3
SHANDS AT LAKE SHORE LAB		1	2	67%	3
CVS IL2798POCT CHICAGO		1	2	67%	3
IOWA DEPARTMENT OF PUBLIC HEALTH			3	100%	3
ADVANCED MEDICAL RESEARCH CENTER LLC			3	100%	3
MEMORIAL HERMANN			3	100%	3
Bainbridge Health and Rehab		3			3
CVS SC2497POCT LEXINGTON		3			3
MANORCARE NURSING & REHABILITATION CENTER-NAPLES		3			3
WALGREENS #11329		3			3

# COVID-19: testing by laboratory

Data through May 3, 2021 verified as of May 4, 2021 at 09:25 AM

Data in this report are provisional and subject to change.

The numbers in the table below represent the number of Florida and non-Florida residents for whom test results were received by the Department of Health. A person can be tested by more than one laboratory and can have both positive and negative results. **Therefore, the sum of the numbers in each column will be larger than the total number of people tested.**

Reporting lab	Inconclusive	Negative	Positive	Percent positive	Total
AVALON MEDICAL GROUP		1	2	67%	3
PREMIER MOBILE HEALTH SERVICES, LLC		1	2	67%	3
PALM COAST DIALYSIS		2	1	33%	3
WALGREENS #01456		3			3
HAWAII DEPARTMENT OF HEALTH			3	100%	3
CVS PA7132POCT THORNDALE		3			3
MINUTECLINIC DIAGNOSTIC MEDICAL		3			3
SANIBEL MEDICAL CLINIC		1	2	67%	3
GRIFOLS IH CENTER AND CLINICAL LABORATORY			3	100%	3
TUFTS MEDICAL CENTER			3	100%	3
HARBORCHASE OF STUART			3	100%	3
FLAGLER FAMILY MEDICINE PA			3	100%	3
CENTURY LINK SPORTS COMPLEX			3	100%	3
OHIO HEALTH DOCTORS HOSPITAL			3	100%	3
FAMILY TREE MEDICAL GROUP PA		2	1	33%	3
NORTH CAROLINA DEPT OF HEALTH & HUMAN SRVCS STATE LAB OF PUBLIC HEALTH			3	100%	3
CORMEUM LAB SERVICES, LLC			3	100%	3
PALM BEACH DIGESTIVE ASSOCIATES			3	100%	3
Michael J Crescenzi VA Outpatient Dialysis Center		3			3
MINUTECLINIC DIAGNOSTIC OF WISCONSIN,		3			3
LITTLE SPURS PEDIATRIC URGENT CARE		1	2	67%	3
GEISINGER COMMUNITY MEDICAL CENTER			3	100%	3
BROOKDALE SENIOR LIVING			3	100%	3
CORTLAND COUNTY HEALTH DEPARTMENT		3			3
HALIFAX HEALTH CARE FOR WOMEN		3			3
CANOPY PEDIATRICS		3			3
Westside Terrace		3			3
WELLMED AT SOUTH STUART		2	1	33%	3
LOCH HAVEN PEDIATRICS			3	100%	3
THE CENTER FOR DISCOVERY		3			3
PINELLAS PARK HEALTH CENTER - PINELLAS CHD		1	2	67%	3
ERIE COUNTY PUBLIC HEALTH CLINICAL		3			3
PLANT CITY FAMILY CARE		3			3
HELGEMO & LIQU PEDIATRICS			3	100%	3
LEE CONVENIENT CARE AT SUMMERLIN			3	100%	3
BAPTIST PRIMARY CARE FERNANDINA BEACH			3	100%	3
STARLING AT SAN JOSE			3	100%	3
GRASSY SPRING PHARMACY INC		3			3
LEGACY ER & URGENT CARE - FRISCO WEST			3	100%	3
NEW YORK STATE DEPARTMENT OF HEALTH		1	2	67%	3
LEESBURG COMMUNITY HEALTH CENTERS			3	100%	3
DASCENA LAB			3	100%	3
TARRANT COUNTY PUBLIC HEALTH		3			3
AVANTE INVERNESS		1	2	67%	3
NOVA SOUTHEASTERN UNIVERSITY		2	1	33%	3
MEDEXPRESS URGENT CARE - LAWRENCE		3			3
MEDEXPRESS URGENT CARE - HADLEY		3			3

# COVID-19: testing by laboratory

Data through May 3, 2021 verified as of May 4, 2021 at 09:25 AM

Data in this report are provisional and subject to change.

The numbers in the table below represent the number of Florida and non-Florida residents for whom test results were received by the Department of Health. A person can be tested by more than one laboratory and can have both positive and negative results. **Therefore, the sum of the numbers in each column will be larger than the total number of people tested.**

Reporting lab	Inconclusive	Negative	Positive	Percent positive	Total
CRISP REGIONAL HOSPITAL		3			3
OCEAN MEDICAL CENTER		2	1	33%	3
Kingston Care Center of Sylvania		3			3
GINKGO-IXLAYER		3			3
MEDEXPRESS URGENT CARE - CEDAR KNOLLS		3			3
EDITH NOURSE ROGERS MEMORIAL VAMC		3			3
HILLVIEW LABORATORY			3	100%	3
CAREHERE LLC			3	100%	3
NATIONAL JEWISH HEALTH			3	100%	3
MYKIDZMD PEDIATRICS PLLC		3			3
John L. McClellan Memorial Veterans Hospital		3			3
SURETOX LABORATORY LLC		2	1	33%	3
PREMIER CLINICAL RESEARCH INSTITUTE INC			3	100%	3
SUNDALE NURSING HOME		3			3
MEDEXPRESS URGENT CARE - VINELAND S MA		3			3
MEDIC INFUSION PA		3			3
CVS NV2989POCT NORTH LAS VEGAS		2	1	33%	3
CVS PHARMACY INC DBA CVS/PHARMACY #10908		3			3
NASSAU COUNTY HEALTH DEPARTMENT		3			3
CEDAR CREST HEALTH CENTER		3			3
LUCID LABORATORY SERVICES		3			3
CARE ATC ARLINGTON CENTRAL PARK		3			3
DEBORAH HEART AND LUNG CENTER		3			3
SOUTHEASTERN IMMEDIATE CARE- MILLEDGEVILLE GA			3	100%	3
URGENT DOC - URGENT CARE CLINIC			3	100%	3
VIRGINIA DEPARTMENT OF HEALTH DIVISION OF			3	100%	3
JACKSONVILLE VA OPC			3	100%	3
FOUR WINDS BEHAVIORAL HEALTH		3			3
WELLSTAR PAULDING HOSPITAL		3			3
MEDEXPRESS URGENT CARE - TOPEKA, SW WANAMAKER RD		3			3
BARONESS ERLANGER HOSPITAL		3			3
CVS IL2297144CV CHICAGO		3			3
ROANE MEDICAL CENTER		2	1	33%	3
MEDEXPRESS URGENT CARE, BELLE VERNON		3			3
IPSUM DIAGNOSTICS LLC		3			3
SEMINOLE FAMILY HEALTH CENTER		3			3
QUEST DIAGNOSTICS CLINICAL LABORATORIES INC		2	1	33%	3
ST. LUKE'S HOSPITAL - BETHLEHEM CAMPUS		1	2	67%	3
FREDERICK MEMORIAL HOSPITAL			3	100%	3
DELRAY BEACH HEALTH DEPT LAB			3	100%	3
THE MEDICAL CENTER			3	100%	3
CAPTIAL REGIONAL MEDICAL CENTER			3	100%	3
CVS NJ1927POCT GREEN BROOK		3			3
MEDEXPRESS URGENT CARE-VINLAND SOUTH		2	1	33%	3
ATLANTIS OUTPATIENT CENTER		3			3
NASSAU COUNTY HEALTH DEPARTMENT-FERNANDINA BEACH C		3			3
TAMPA		1	2	67%	3

# COVID-19: testing by laboratory

Data through May 3, 2021 verified as of May 4, 2021 at 09:25 AM

Data in this report are provisional and subject to change.

The numbers in the table below represent the number of Florida and non-Florida residents for whom test results were received by the Department of Health. A person can be tested by more than one laboratory and can have both positive and negative results. **Therefore, the sum of the numbers in each column will be larger than the total number of people tested.**

Reporting lab	Inconclusive	Negative	Positive	Percent positive	Total
RCA LABORATORY SERVICES LLC			3	100%	3
PARKLAND HEALTH & HOSPITAL			3	100%	3
SENTARA NORFOLK GENERAL HOSPITAL CENTRAL LAB			3	100%	3
EASTERN NEW MEXICO MEDICAL CENTER		3			3
YATES COUNTY PUBLIC HEALTH		3			3
HEALTH AND WELLNESS URGENT CARE LLC			3	100%	3
VICAR'S LANDING NURSING HOME		2	1	33%	3
CVS NH1004POCT SALEM		2	1	33%	3
KISSIMMEE URGENT CARE		3			3
SOUTHERN CORRECTIONAL MEDICINE LLC		3			3
CDK LIBERTY ENTERPRISES, LLC		3			3
HOUSTON METHODIST HOSPITAL			3	100%	3
ADVENT HEALTH MEDICAL GROUP FAMILY MEDICINE			3	100%	3
Kroger 758 - The Little Clinic Providence		3			3
NEW GEN LABS			3	100%	3
DIGNITY HEALING LLC			3	100%	3
CVS RI326POCT NORTH SMITHFIELD		3			3
EASTMAN HEALTHCARE & REHAB		3			3
AFC URGENT CARE/FARRAGUT			3	100%	3
CARENOW-ATASCOCITA			3	100%	3
ADVENTHEALTH WATERMAN COMMUNITY CLINIC			3	100%	3
MEDFUSION		2	1	33%	3
SOFTLAB			3	100%	3
CLARA MAASS TRANSITIONAL CARE UNIT		3			3
SUPER HEALTH PHARMACY LLC		3			3
CVS MO5727POCT PLATTE CITY		3			3
ACCOMPLISHED HOME CARE		3			3
RIVERSIDE METHODIST HOSPITAL LAB			3	100%	3
BROOKDALE LAKE MARY			3	100%	3
CVS TX2876POCT PROSPER		3			3
320 S TRANSIT ST		3			3
RRMC CREEKSIDE LAB		3			3
SPRING LAKE REHABILITATION CENTER			3	100%	3
CERTIVIA LABORATORIES			3	100%	3
MEMORIAL HEALTH UNIVERSITY MEDICAL CENTER			3	100%	3
ONslow MEMORIAL HOSPITAL LABORATORY		3			3
Glenview Terrace Nursing Center		3			3
SSM HEALTH ST LOUIS MICROBIOLOGY LABORATORY		1	2	67%	3
HOCHBERG LOWER SCHOOL		3			3
WAL-MART STORES EAST LP		2	1	33%	3
SOUTHEAST GEORGIA HEALTH SYSTEM BRUNS		3			3
DOUGLASVILLE NURSING AND REHABILITATIO		3			3
GREENTREE MEDICAL CENTER			3	100%	3
NEMOURS CHILDRENS PRIMARY CARE MAITLAND			3	100%	3
US SPECIALTY LABS			3	100%	3
HELIX BIOMEDICS LLC			3	100%	3
GYN PATH SERVICES			3	100%	3

# COVID-19: testing by laboratory

Data through May 3, 2021 verified as of May 4, 2021 at 09:25 AM

Data in this report are provisional and subject to change.

The numbers in the table below represent the number of Florida and non-Florida residents for whom test results were received by the Department of Health. A person can be tested by more than one laboratory and can have both positive and negative results. **Therefore, the sum of the numbers in each column will be larger than the total number of people tested.**

Reporting lab	Inconclusive	Negative	Positive	Percent positive	Total
APEX CLINICAL LABORATORIES INC		3			3
ONE MEDICAL GROUP		1	2	67%	3
UC CORAL GABLES		1	2	67%	3
VA OUTPATIENT CLINIC-NEW PORT RICHEY			3	100%	3
NORTHSIDE FAMILY MEDICINE AND URGENT CARE (HOLLY SPRINGS)		3			3
EAST NAPLES PEDIATRICS			3	100%	3
WALGREENS NO 19542		3			3
OPTUM PRIMARY CARE - SILVER LAKES			3	100%	3
HAMILTON COUNTY HEALTH DEPARTMENT		3			3
HUMC		1	2	67%	3
CROSSVILLE MEDICAL GROUP		1	2	67%	3
CVS NC7548POCT FUQUAY VARINA		2	1	33%	3
OLYMPUS HEALTH AND PERFORMANCE			3	100%	3
MARRA'S PHARMACY		3			3
CVS MO8555POCT KANSAS CITY		3			3
Hackensack Univ Medical Center At Pasc		2	1	33%	3
HEALTH SENTRY			3	100%	3
CVS NJ2508POCT MANALAPAN		3			3
CVS CA9485POCT MISSION VIEJO		3			3
CVS IL2788POCT BUFFALO GROVE		3			3
CVS KS676POCT LAWRENCE		2	1	33%	3
MED + URGENT MEDICAL CARE SERVICES		3			3
PREMIER FAMILY AND SPORTS MEDICINE		2	1	33%	3
NORTHWELL HEALTH			3	100%	3
SERENADES BY SONATA		1	2	67%	3
Walgreens #5984		3			3
CORNERSTONE MEDICAL CARE OF BRANDON		2	1	33%	3
BROOME COUNTY HEALTH DEPARTMENT		2	1	33%	3
ESCO DRUG CO INC		3			3
CVS CT2210POCT RIVERSIDE		3			3
MEDEXPRESS URGENT CARE-BLOOMFIELD AVEN		2	1	33%	3
COMMUNITY MEDICAL CENTER			3	100%	3
GENDERXPRESS/PICTURE ME PERFECT IMAGING			3	100%	3
BAPTIST PRIMARY CARE, INC.		2	1	33%	3
NORTH NAPLES HOSPITAL RESPIRATORY THERAPY DEPARTMENT			3	100%	3
BE WELL PHARMACY		3			3
CVS AZ1720POCT QUEEN CREEK		3			3
MEDEXPRESS URGENT CARE - ROCKAWAY		3			3
NEMOURS CHILDREN'S PRIMARY CARE, LONGWOOD			3	100%	3
GULF COAST IMMEDIATE CARE CENTER		1	2	67%	3
NORTH BROWARD HOSPITAL DISTRICT HEALTHCARE FOR THE HOMELESS			3	100%	3
AFC URGENT CARE CLEVELAND			3	100%	3
SAN JUAN REGIONAL MEDICAL CENTER		3			3
Cleveland Clinic Weston			3	100%	3
St. Josephs Hospital		1	2	67%	3
SOUTH LAKE FAMILY HEALTH CENTER			3	100%	3
PEDIATRICS AND ADOLESCENT MEDICINE		2	1	33%	3



# COVID-19: testing by laboratory

Data through May 3, 2021 verified as of May 4, 2021 at 09:25 AM

Data in this report are provisional and subject to change.

The numbers in the table below represent the number of Florida and non-Florida residents for whom test results were received by the Department of Health. A person can be tested by more than one laboratory and can have both positive and negative results. **Therefore, the sum of the numbers in each column will be larger than the total number of people tested.**

Reporting lab	Inconclusive	Negative	Positive	Percent positive	Total
MEDICAL CENTER OF THE ROCKIES			3	100%	3
MINUTECLINIC DIAGNOSTIC OF OHIO #6192		3			3
WOMENS CARE FLORIDA LLC-LABORATORY		3			3
WELLSTAR URGENT CARE SHALLOWFORD		1	2	67%	3
NEXTCARE WYOMING LLC			3	100%	3
CARESPOT-WELLINGTON			3	100%	3
CVS IL3163POCT OAK PARK		3			3
ADVENTHEALTH MEDICAL GROUP ADULT AND SENIOR HEALTH			3	100%	3
Granville Center	1	2			3
EXPEDIAN URGENT CARE			3	100%	3
Home Health Care Clinic		2	1	33%	3
SCIENTIFIC LABORATORY DIVISION			3	100%	3
THE OASIS BEACHSIDE		3			3
MARTIN MEDICAL CENTER INC		1	2	67%	3
GARCIA MORALES NELSON			3	100%	3
NORTH DAKOTA DEPT OF HEALTH MICROBIOLOGY		1	2	67%	3
CVS NC4169POCT FAYETTEVILLE		3			3
CVS CA9803POCT RIVERSIDE		3			3
CVS PA7611POCT ALLISON PARK		3			3
HEALGEN SCIENTIFIC			3	100%	3
CROWNE HEALTH CARE OF FORT PAYNE		2	1	33%	3
Medilodge of Montrose		3			3
MEDSTAR URGENT CARE, LLC			3	100%	3
CVS MINUTE CLINIC		1	2	67%	3
VA West Los Angeles Medical Center		3			3
RICHMOND CITY DEPARTMENT OF PUBLIC HEALTH			3	100%	3
CVS MA654POCT ACTON		3			3
ESTERO FIRE RESCUE		3			3
WOODMARK AT UPTOWN ASSISTED LIVING		3			3
MEDEXPRESS URGENT CARE, EDWARDSVILLE		3			3
COL CROSSROAD		1	2	67%	3
CORNERSTONE DRUG AND GIFT INC		3			3
FLORIDA ADDICTION AND RECOVERY CENTER INC		3			3
PEDIATRICS BY THE SEA JOG RD OFFICE			3	100%	3
AZALEALAND NURSING HOME		3			3
CUMBERLAND MEDICAL CENTER INC		3			3
CENTRAL DUPAGE HOSPITAL			3	100%	3
MEDEXPRESS URGENT CARE GREENSBURG		2	1	33%	3
Kroger 768 - The Little Clinic Leestown Rd		2	1	33%	3
SIGNATURE CARE PFLUGERVILLE			3	100%	3
WHOLE CHILD PEDIATRICS			3	100%	3
ORMOND BEACH URGENT CARE			3	100%	3
TERRACE OF ST CLOUD, THE		2	1	33%	3
THOMAS LANGLEY			3	100%	3
CVS IL8753POCT CHICAGO		3			3
HOLY CITY MED URGENT CARE			3	100%	3
Grandview Health Care Center		3			3

# COVID-19: testing by laboratory

Data through May 3, 2021 verified as of May 4, 2021 at 09:25 AM

Data in this report are provisional and subject to change.

The numbers in the table below represent the number of Florida and non-Florida residents for whom test results were received by the Department of Health. A person can be tested by more than one laboratory and can have both positive and negative results. **Therefore, the sum of the numbers in each column will be larger than the total number of people tested.**

Reporting lab	Inconclusive	Negative	Positive	Percent positive	Total
MEDEXPRESS - WILMINGTON KIRKWOOD HIGHWAY		2	1	33%	3
MEDEXPRESS URGENT CARE-SALINA, S 9TH ST		3			3
UNIVERSITY URGENT CARE			3	100%	3
TIFTON CARECONNECT URGENT CARE			3	100%	3
Kroger 522 - The Little Clinic Gahanna		2	1	33%	3
PARRISH MEDICAL CENTER-WAIVED TESTING		3			3
Kroger 635 - The Little Clinic Dacula		3			3
LIVINGSTON COUNTY DEPT OF HEALTH REPRO			3	100%	3
MEDEXPRESS URGENT CARE - TOTOWA		3			3
NEMOURS CHILDREN'S URGENT CARE LAKE NONA			3	100%	3
MEDICAL SERVICES OF AMERICA HOME HEALTH		3			3
PRIMARY CARE CENTER OF LAKE CITY, THE			3	100%	3
MINUTECLINIC DIAGNOSTIC OF NEW MEXICO LLC #7552		3			3
MUNSON MEDICAL CENTER			3	100%	3
UK HEALTHCARE			3	100%	3
RIGHT AT HOME			3	100%	3
NORTH SHORE HOSP. INFECTION CONTROL			3	100%	3
Domiciliary Rehab & Residential Treatment Program		3			3
UNIVERSITY OF KANSAS MEDICAL CENTER			3	100%	3
QUALITY LABORATORY SERVICE		2	1	33%	3
CENTRAL FL INTERNAL MEDICINE ASSOCIATES LLC		3			3
Medilodge of Monroe		3			3
ADVENTHEALTH MEDICAL GROUP PEDIATRICS AT APOPKA		3			3
Louis Stokes Cleveland VA - Midtown Dialysis Center		3			3
FRESENIUS KIDNEY CARE			3	100%	3
LIFE CARE CENTER OF SKAGIT VALLEY		3			3
PROPATH			3	100%	3
CVS NC2749POCT CONCORD		3			3
HEALTH FIRST MEDICAL GROUP			3	100%	3
ACCESS 365 URGENT CARE LLC		1	2	67%	3
MEDEXPRESS URGENT CARE - JEANNETTE		3			3
BOONES CREEK URGENT CARE		1	2	67%	3
SOUTH COUNTY MENTAL HEALTH CENTER INC			3	100%	3
LAURELLWOOD NURSING CENTER		1	2	67%	3
LEXINGTON MEDICAL CENTER		1	2	67%	3
ALLIED PHYSICIANS GROUP PLLC		3			3
Kroger 753 - The Little Clinic Goss Avenue		3			3
LPG PEDIATRICS AT LEHIGH ACRES		2	1	33%	3
FAST PACE URGENT CARE			3	100%	3
BLACKWATER RIVER			3	100%	3
WINDSOR AT OCALA		2	1	33%	3
CVS IN6605POCT INDIANAPOLIS		2	1	33%	3
FAMILY FIRST PEDIATRICS			3	100%	3
EMERALD PARK OF HOLLYWOOD			3	100%	3
TEMPUS_LABS			3	100%	3
MEDEXPRESS URGENT CARE - WHEELING		2	1	33%	3
MIDWAY SPECIALTY CARE RX LLC		1	2	67%	3

# COVID-19: testing by laboratory

Data through May 3, 2021 verified as of May 4, 2021 at 09:25 AM

Data in this report are provisional and subject to change.

The numbers in the table below represent the number of Florida and non-Florida residents for whom test results were received by the Department of Health. A person can be tested by more than one laboratory and can have both positive and negative results. **Therefore, the sum of the numbers in each column will be larger than the total number of people tested.**

Reporting lab	Inconclusive	Negative	Positive	Percent positive	Total
CVS AZ7075POCT CHANDLER		3			3
AUSTIN PUBLIC HEALTH			3	100%	3
WEILL CORNELL MEDICAL ASSOCIATES - EAST SIDE		3			3
GREATER MOBILE URGENT CARE – SPRINGHILL			3	100%	3
CGH MEDICAL CENTER			3	100%	3
MINUTECLINIC, LLC #05891		2	1	33%	3
WEST COCOA PHARMACY			3	100%	3
HEPATOLOGY DIAGNOSTIC LAB			3	100%	3
HIALEAH SHORES NURSING AND		2	1	33%	3
PANCARE HEALTH - FRANKLIN CO			3	100%	3
FIRST CARE - MIDDLESBORO			3	100%	3
CVS NM7242POCT ALBUQUERQUE		3			3
MEMORIAL HERMANN CONSOLIDATED LABORATORY SERVICES			3	100%	3
BAPTIST OUTPATIENT SERVICES			3	100%	3
THE DOCTORS OFFICE OF BRICK, LLC		3			3
CVS NE8616POCT LINCOLN		1	2	67%	3
F W HUSTON MEDICAL CENTER SENIOR LIVIN		3			3
LRHS Florida Poly Tech		3			3
INSPIRED LIVING AT SARASOTA			3	100%	3
FLORIDA GASTROENTEROLOGY ASSOCIATES PA		3			3
W.G. (Bill) Hefner VAMC		3			3
JS HEALTHCARE		2	1	33%	3
MINUTECLINIC LLC #3351			3	100%	3
RINGLING HEALTH CENTER		2	1	33%	3
CVS TX7675POCT RED OAK		1	2	67%	3
JOHN KNOX MANOR INC II		2	1	33%	3
DOCTORS HOSPITAL RENAISSANCE			3	100%	3
MEDEXPRESS URGENT CARE-CLOQUET		3			3
BOND & STEELE CLINIC, PA			3	100%	3
ANN STORCK CENTER INC		3			3
LOYOLA UNIVERSITY MEDICAL CENTER LABORATORY			3	100%	3
MEDEXPRESS URGENT CARE, HERMITAGE		1	2	67%	3
MURFREESBORO MEDICAL CLINIC		3			3
24TH WEAPONS OF MASS DESTRUCTION - CIVIL SUPPORT		3			3
AFFORDABLE PRIMARY CARE LLC		3			3
PENINSULA REGIONAL MED CTR LAB			3	100%	3
BROOKDALE OAKBRIDGE		1	2	67%	3
ADVANCE FAMILY PRACTICE LLC□			3	100%	3
PRECIDENT FLORIDA		3			3
COVENANT PEDIATRICS		1	2	67%	3
BNC Medical Investors, LLC Berrien Nursing & Rehabilitation Center		3			3
PIEDMONT ROCKDALE HOSPITAL		2	1	33%	3
CVS TX7156POCT RICHARDSON		3			3
SUMMIT MEDICAL GROUP – WEST ORANGE		3			3
QUEST DIAGNOSTICS INCORPORATED	1		2	67%	3
ALABAMA DEPT PUBLIC HEALTH			3	100%	3
UNIVERSITY OF MARYLAND MEDICAL CENTER			3	100%	3

# COVID-19: testing by laboratory

Data through May 3, 2021 verified as of May 4, 2021 at 09:25 AM

Data in this report are provisional and subject to change.

The numbers in the table below represent the number of Florida and non-Florida residents for whom test results were received by the Department of Health. A person can be tested by more than one laboratory and can have both positive and negative results. **Therefore, the sum of the numbers in each column will be larger than the total number of people tested.**

Reporting lab	Inconclusive	Negative	Positive	Percent positive	Total
NEMOURS CHILDRENS PRIMARY CARE HORIZON WEST			3	100%	3
TAYLOR MANOR		1	2	67%	3
MOBILE PHLEBOTOMY SERVICES			2	100%	2
VISITING PHYSICIANS OF THE TREASURE COAST LLC			2	100%	2
COLD SPRING HILLS CENTER FOR NURSING A		2			2
PEACEHEALTH CENTRAL		2			2
KAP MEDICAL GROUP, LLC			2	100%	2
NEW YORK PSYCHIATRIC INSTITUTE		2			2
AVERA MEDICAL GROUP			2	100%	2
PM PEDIATRICS OF BAYSIDE, PLLC - RIVE		2			2
KEY WEST HMA PHYSICIAN MANAGEMENT, LLC			2	100%	2
SPRING HILL REGIONAL HOSPITAL			2	100%	2
HENRY FORD WEST BLOOMFIELD HOSPITAL			2	100%	2
Kroger 777 - The Little Clinic Shelbyville		1	1	50%	2
BAYFRONT CARDIOVASCULAR ASSOCIATES		1	1	50%	2
BOCA RATON REGIONAL HOSPITAL INC			2	100%	2
APPLING NURSING & REHABILITATION PAVIL		2			2
WARE EXPRESS CARE			2	100%	2
FLORIDA MENTOR FAULKNER GROUP HOME			2	100%	2
New Jersey Aim At Smg		2			2
CVS AZ9277POCT TUCSON		2			2
REGIONS HOSPITAL LABORATORY			2	100%	2
RENFREW CENTERS INC		2			2
Warren Center for Rehabilitation and Nursing		2			2
MARCO ISLAND HOSPITAL INC D/B/A		1	1	50%	2
Henry County Health and Rehabilitation		2			2
RIVER CITY MEDICAL ASSOCIATES, INC			2	100%	2
INA		1	1	50%	2
INTEGRATED REGIONAL LABS			2	100%	2
CHAPPEL GROUP RESEARCH, THE		2			2
MEASE MANOR MEMORY CARE		2			2
AMERICAN RESEARCH CENTERS OF FLORIDA			2	100%	2
JRS LABORATORY			2	100%	2
Luther Acres Manor		2			2
Kroger 328 - The Little Clinic Henderson Road		2			2
COASTAL MEDICAL LAB			2	100%	2
CVS AZ9273POCT TUCSON			2	100%	2
Waycross Health and Rehabilitation		2			2
Eugene J. Towbin Healthcare Center		2			2
Jackson Health Care Facility			2	100%	2
SCHEURER HOSPITAL		2			2
ST ANTHONY'S PINELLAS CARE CLINIC			2	100%	2
Cottage of the Shoals		2			2
Cedar Valley Nursing & Rehab Center		2			2
AMERICAN MOLECULAR LABORATORIES			2	100%	2
GOLDSTEIN			2	100%	2
MONICE DR.			2	100%	2

# COVID-19: testing by laboratory

Data through May 3, 2021 verified as of May 4, 2021 at 09:25 AM

Data in this report are provisional and subject to change.

The numbers in the table below represent the number of Florida and non-Florida residents for whom test results were received by the Department of Health. A person can be tested by more than one laboratory and can have both positive and negative results. **Therefore, the sum of the numbers in each column will be larger than the total number of people tested.**

Reporting lab	Inconclusive	Negative	Positive	Percent positive	Total
FLORIDA MEDICAL CLINIC RADIOLOGY DALE MABRY		2			2
UPS			2	100%	2
MEDEXPRESS URGENT CARE - SOUTH CHARLESTON		2			2
TEMPLE UNIVERSITY HOSPITAL			2	100%	2
HUMILITY OF MARY HEALTH PARTNERS			2	100%	2
ACL LABORATORIES - ROSEMONT			2	100%	2
OUR LOVING HANDS COMPANION SERVICE LLC		2			2
COVANCE			2	100%	2
MELBOURNE URGENT CARE			2	100%	2
VOLUNTEERS OF AMERICA OF FLORIDA			2	100%	2
CVS MI8287POCT MACOMB		2			2
Kroger 667 - The Little Clinic Litchfield Park		2			2
COLONIAL HEALTH CARE		1	1	50%	2
MOBILE HEALTH LABS LLC			2	100%	2
MEDEXPRESS URGENT CARE-MT PLEASANT		1	1	50%	2
COLONIAL VILLA GOOD SAMARITAN CENTER		2			2
PUBLIX PHARMACY #1092		2			2
ManorCare Rehab Center of Marietta		2			2
Durham VAMC		2			2
MINUTECLINIC DIAGNOSTIC OF KANSAS, PC		2			2
ENCOMPASS HEALTH HOME HEALTH		1	1	50%	2
ACCELERATED URGENT CARE		2			2
CQUENTIA NGS, LLC			2	100%	2
SHANDS JACKSONVILLE CLINICAL CENTER		1	1	50%	2
Kroger 647 - The Little Clinic Newnan Crossings		1	1	50%	2
BIOHEALTH MEDICAL LAB INC			2	100%	2
Kroger 762 - The Little Clinic Clarksville		2			2
MERCY CONVENIENT CARE			2	100%	2
MEDEXPRESS URGENT CARE, MOSSIDE		2			2
PUTNAM COUNTY PUBLIC HEALTH UNIT		2			2
WyndRidge Health & Rehabilitation		2			2
WAKULLA URGENT CARE & DIAGNOSTIC			2	100%	2
HEARTLAND REGIONAL MEDICAL CENTER		1	1	50%	2
ACKERMAN CANCER CENTER		2			2
Jewish Home of Rochester		2			2
Jersey City Medical Center		2			2
FALCON HEALTH CENTER			2	100%	2
CVS M05724POCT KANSAS CITY		2			2
SENECA HEALTH CARE CENTER		2			2
WISE HEALTH SYSTEM		1	1	50%	2
SHERIDAN AT HOBE SOUND, THE			2	100%	2
URGENT CARE AND SURGERY CENTER			2	100%	2
MINUTECLINIC MINUTECLINIC #4978		1	1	50%	2
PLASMA MED RESEARCH DBA		2			2
MATHER HOSPITAL			2	100%	2
CEDARS-SINAI MEDICAL CENTER			2	100%	2
NYU LANGONE HUNTINGTON MEDICAL GROUP		2			2



# COVID-19: testing by laboratory

Data through May 3, 2021 verified as of May 4, 2021 at 09:25 AM

Data in this report are provisional and subject to change.

The numbers in the table below represent the number of Florida and non-Florida residents for whom test results were received by the Department of Health. A person can be tested by more than one laboratory and can have both positive and negative results. **Therefore, the sum of the numbers in each column will be larger than the total number of people tested.**

Reporting lab	Inconclusive	Negative	Positive	Percent positive	Total
HIGHLAND PARK LAKEWOOD PRESTON HOLLOW			2	100%	2
WALGREENS #13605		2			2
PEDIATRIC HEALTH CARE		1	1	50%	2
Kroger 020 - The Little Clinic Wheat Ridge		2			2
PIEDMONT WALTON HOSPITAL		2			2
Kroger 739 - The Little Clinic La Grange Road		2			2
PTC LABORATORIES			2	100%	2
ADVANTA ANALYTICAL LABORATORIES			2	100%	2
DAVENPORT PEDIATRICS CLERMONT			2	100%	2
ABSOLUTE QUICK CARE		1	1	50%	2
Manorcare Health Services - Williamsport South		2			2
ABRAKIDABRA PEDIATRIC CLINIC LLC			2	100%	2
MOBILE COUNTY HEALTH DEPARTMENT		1	1	50%	2
HEAD 2 TOE PEDIATRICS, PLLC		1	1	50%	2
PHYSICIANS LABORATORY SERVICES			2	100%	2
BETHESDA HOSPITAL			2	100%	2
MASSACHUSETTS DEPARTMENT OF HEALTH			2	100%	2
AYASS BIOSCIENCE LLC			2	100%	2
SAFE PMC		2			2
MEDEXPRESS URGENT CARE - OMAHA N 72 ST		2			2
SPARTANBURG REGIONAL MEDICAL CENTER			2	100%	2
BAPTIST HEALTH LEXINGTON			2	100%	2
MANASOTA PEDIATRICS			2	100%	2
AdventHealth Care Center Orlando North			2	100%	2
JERSEY IRISH MEDICAL		2			2
BIRMINGHAM INTERNAL MEDICINE ASSOCIATE		1	1	50%	2
BAYCARE LABORATORIES			2	100%	2
MAINE CENTER FOR DISEASE CONTROL AND PREVENTION			2	100%	2
INTEGRITY CLINICAL RESEARCH CENTER INC		1	1	50%	2
Cortland Acres Association		2			2
FLORIDA DEPARTMENT OF HEALTH IN LEE COUNTY		1	1	50%	2
STUART SURGERY CENTER, LLC			2	100%	2
HEALTH GROUP CENTER INC			2	100%	2
MCCALLIE SCHOOL-STUDENT HEALTH CENTER		2			2
METHODIST MANSFIELD MEDICAL CENTER			2	100%	2
SUMMIT URGENT CARE PS			2	100%	2
MEDEXPRESS URGENT CARE - BENTON		2			2
CHNJ		2			2
ALL PEDIATRIC CARE PA			2	100%	2
Good Samaritan Society-Blackduck		1	1	50%	2
MEDEXPRESS URGENT CARE - O'FALLON		2			2
FEDERAL CORRECTIONAL INSTITUTION MARIANNA			2	100%	2
MEMORIAL SLOAN KETTERING CANCER CENTER		1	1	50%	2
CARE 365			2	100%	2
CARINGPLUS HOMECARE LLC		1	1	50%	2
Tidelands Health Rehabilitation Hospital			2	100%	2
PATIENT FIRST-BATTLEFIELD			2	100%	2

# COVID-19: testing by laboratory

Data through May 3, 2021 verified as of May 4, 2021 at 09:25 AM

Data in this report are provisional and subject to change.

The numbers in the table below represent the number of Florida and non-Florida residents for whom test results were received by the Department of Health. A person can be tested by more than one laboratory and can have both positive and negative results. **Therefore, the sum of the numbers in each column will be larger than the total number of people tested.**

Reporting lab	Inconclusive	Negative	Positive	Percent positive	Total
SWIFT CREEK HEALTH CENTER AT THE TEMPL		2			2
Kroger 745 - The Little Clinic Somerset		2			2
YOUR DOCTOR'S OFFICE		1	1	50%	2
EASTLAKE MEDICAL CENTER		2			2
LILY PHARMACY		2			2
HARTFORD HEALTH CARE & REHABILITATION			2	100%	2
POMONA VALLEY COMMUNITY HOSPITAL			2	100%	2
STUDENT HEALTH SERVICES			2	100%	2
Harris Hill Nursing Facility		2			2
STATCARE URGENT AND WALK-IN			2	100%	2
FLORIDA DEPARTMENT OF HEALTH IN ESCAMBIA COUNTY		1	1	50%	2
SCIENTIFIC LABORATORY COMPANY		2			2
GULF COAST REGIONAL MEDICAL CARE		2			2
ORLANDO DIALYSIS		1	1	50%	2
TENNESSEE VALLEY HCS			2	100%	2
RESOLUTE PAIN SOLUTIONS		2			2
MEDEXPRESS URGENT CARE - DERBY N ROCK		2			2
PRECISION DIAGNOSTIC INC		2			2
BNJ		2			2
Green Mountain Nursing and Rehabilitation		2			2
NORTHSIDE FAMILY MEDICINE AND URGENT CARE (EAST COBB)		2			2
INTERNAL MEDICINE SPECIALISTS MEDICAL GROUP, PA		2			2
CARLE FOUNDATION HOSPITAL LABORATORY			2	100%	2
QUALITY URGENT CARE CENTER		1	1	50%	2
BIONIC TECHNOLOGIES CORPORATION			2	100%	2
BOSTON PUBLIC HEALTH COMMISSION			2	100%	2
OUR LADY OF THE LAKE REGIONAL MEDICAL CENTER			2	100%	2
CORNELIA REDDY URGENT CARE		2			2
CVS NE2741POCT LA VISTA		2			2
CREATIVE HEALTH CENTER			2	100%	2
HOLY FAMILY MEDICAL CENTER		1	1	50%	2
PINARD HOME HEALTH SERVICES INC			2	100%	2
UF KANAPAHA LAB BEAKER		2			2
GRANDVIEW COLLEGE STUDENT HEALTH CENTE		2			2
EXCELTOX LABORATORIES LLC		2			2
Kroger 550 - The Little Clinic Bellevue		2			2
GERM BUSTERS 911 LLC			2	100%	2
INN AT LAPOSADA,THE			2	100%	2
NEW YORK UNIVERSITY MEDICAL CENTER			2	100%	2
CRAWFORD COUNTY CARE CENTER		2			2
UNIVERSITY OF VERMONT MEDICAL CENTER			2	100%	2
UT AUSTIN UNIVERSITY HEALTH SERVICES			2	100%	2
WYCLIFFE BIBLE TRANSLATORS		2			2
SUMMIT CLINICAL LABORATORIES LLC			2	100%	2
GOLISANO PEDIATRICS PORT CHARLOTTE HARBOR		2			2
NORTON IMMEDIATE CARE CENTER - PRESTON			2	100%	2
MINUTECLINIC DIAG OF IND, LLC #4368		2			2

# COVID-19: testing by laboratory

Data through May 3, 2021 verified as of May 4, 2021 at 09:25 AM

Data in this report are provisional and subject to change.

The numbers in the table below represent the number of Florida and non-Florida residents for whom test results were received by the Department of Health. A person can be tested by more than one laboratory and can have both positive and negative results. **Therefore, the sum of the numbers in each column will be larger than the total number of people tested.**

Reporting lab	Inconclusive	Negative	Positive	Percent positive	Total
MAGNOLIA ADULT, LLC			2	100%	2
Pinnacle Assisted Living			2	100%	2
CARE NOW DENTON			2	100%	2
Macon Valley Nursing and Rehabilitation Center		2			2
ST JOSEPH'S HOSPITAL INC			2	100%	2
MOBILE MEDICAL UNIT- SAINT JOSEPH REG		2			2
EXPRESS PHARMACY INC		1	1	50%	2
TMH EC NORTHEAST LABORATORY			2	100%	2
HAMILTON CHD		2			2
Delaware Court Healthcare Center		2			2
BAPTIST HEALTH PRIMARY CARE AT DORAL			2	100%	2
UPSON REGIONAL MEDICAL CENTER		1	1	50%	2
PEACE RIVER MEDICAL CENTER		2			2
MEDEXPRESS URGENT CARE - SPRINGFIELD, COOLEY ST		2			2
Walgreens #12427		1	1	50%	2
PBSO HEALTH AND WELLNESS CENTER			2	100%	2
CVS MINUTE CLINIC #5836		2			2
UTMB PATHOLOGY CLINICAL SERVICES LABORATORY			2	100%	2
PALM BEACH DIABETES & ENDOCRINE SPECIALISTS PA			2	100%	2
FASTCARE LLC			2	100%	2
ASANTE ROGUE REGIONAL MEDICAL CENTER L		2			2
TEXAS HEALTH CARE			2	100%	2
Walgreens #7156			2	100%	2
VIRGINIA DEPT OF HEALTH OFFICE OF EPIDEMIOLOGY			2	100%	2
LINIL VISITING NURSES, INC		2			2
DALLAS MEDICAL CENTER			2	100%	2
OAKBRIDGE TERRACE AT SAE			2	100%	2
Kroger 096 - The Little Clinic Orchard and Holly		2			2
MEDEXPRESS URGENT CARE - LINCOLN		2			2
HEALTH NETWORK			2	100%	2
VANAYER HEALTHCARE AND REHAB CENTER		2			2
TALLAHASSEE MEMORIAL HEALTHCARE FAMILY MED RESIDENCY			2	100%	2
ADVENTHEALTH EAST ORLANDO EMPLOYEE CLINIC		2			2
SHELBYVILLE HOSPITAL COMPANY		2			2
ManorCare Health Services Peters Township		2			2
BERNHARDT LABORATORIES INC			2	100%	2
POPLAR HEALTHCARE			2	100%	2
ORCHARD LABORATORIES			2	100%	2
WillowBrooke Court at Westminster Village		2			2
MID AMERICA CLINICAL LABS			2	100%	2
SOUTHERN SPRINGS HEALTH CARE		2			2
BAYCARE OUTREACH LAB			2	100%	2
UNIVERSITY OF TEXAS AT EL PASO, THE			2	100%	2
Lenawee Medical Care Facility		2			2
ABSOLUTE CAREGIVERS HOME HEALTH AGENCY INC			2	100%	2
AZALEA HEALTH AND REHABILITATION		2			2
ORLANDO LUTHERAN TOWERS		1	1	50%	2

# COVID-19: testing by laboratory

Data through May 3, 2021 verified as of May 4, 2021 at 09:25 AM

Data in this report are provisional and subject to change.

The numbers in the table below represent the number of Florida and non-Florida residents for whom test results were received by the Department of Health. A person can be tested by more than one laboratory and can have both positive and negative results. **Therefore, the sum of the numbers in each column will be larger than the total number of people tested.**

Reporting lab	Inconclusive	Negative	Positive	Percent positive	Total
WURLAND NURSING AND REHABILITATION, L		2			2
SOUTH HILLSBOROUGH CBOC			2	100%	2
PATIENT FIRST			2	100%	2
ALL CHILDRENS PEDIATRIC CLINIC			2	100%	2
CVS MA1094POCT GREENFIELD		2			2
MARTINSBURG VAMC		2			2
FIRSTCHOICE FAMILY CARE, PLLC		2			2
HOUSTON HEALTH DEPARTMENT - BUREAU OF LABORATORY SERVICES			2	100%	2
HEALTH & REHAB CTR AT DOLPHINS VIEW, THE			2	100%	2
HAMPTON VAMC		2			2
PANCARE HEALTH - SNEADS ELEMENTARY			2	100%	2
MEDEXPRESS URGENT CARE - RUSSELLVILLE, W MAIN ST		2			2
UMHC HOLLYWOOD LABORATORY			2	100%	2
Northpoint Lexington Healthcare		1	1	50%	2
MEDEXPRESS URGENT CARE - CONWAY		2			2
METHODIST SPECIALTY CARE CENTER		2			2
INTERMOUNTAIN MEDICAL CENTER			2	100%	2
THE FOUNTAIN AT BOCA CIEGA BAY		2			2
The Grand Rehabilitation & Nursing Utica		2			2
MC MEDICAL			2	100%	2
MEMORIAL HOSPITAL WEST			2	100%	2
DALLAS BAPTIST UNIVERSITY - HEALTH SERVICES			2	100%	2
TRUE HEALTH INC			2	100%	2
DOWN HOME MEDICAL			2	100%	2
BROOKDALE PALM BEACH GARDENS			2	100%	2
RAINY LAKE MEDICAL CENTER			2	100%	2
ANDERSON COUNTY HOSPITAL			2	100%	2
CVS OH2540POCT HILLIARD		2			2
SOUTH DAKOTA DEPARTMENT OF HEALTH		2			2
ASSOCIATES IN INTERNAL MEDICINE PA			2	100%	2
RAPID URGENT CARE - ALBANY			2	100%	2
HEALTH NETWORK LAB			2	100%	2
MID-FLORIDA HEMATOLOGY AND ONCOLOGY CENTERS		2			2
MINUTE CLINIC DIAGNOSTICS OF IN, LLC #6252		2			2
CIRRUS DX			2	100%	2
TRINITAS REGIONAL MEDICAL CENTER		1	1	50%	2
Kroger 101 - The Little Clinic Hill Top		2			2
Advanced Rehabilitation and Healthcare of Wichita Falls		2			2
WEAKLEY COUNTY REHAB AND NURSING CENTER		2			2
CARENOW LENEXA			2	100%	2
BAPTIST HOSPITAL INTERNAL MEDICINE GULF BREEZE			2	100%	2
OELWEIN HEALTH CARE CENTER		2			2
CVS PA2296POCT MACUNGIE		2			2
VETERANS AFFAIRS MEDICAL CENTER - GREATER LOS ANGELES			2	100%	2
BENEVA LAKES ASSISTED LIVING CENTER			2	100%	2
SWEDISH COVENANT HOSPITAL			2	100%	2
ROCKWALL URGENT CARE			2	100%	2

# COVID-19: testing by laboratory

Data through May 3, 2021 verified as of May 4, 2021 at 09:25 AM

Data in this report are provisional and subject to change.

The numbers in the table below represent the number of Florida and non-Florida residents for whom test results were received by the Department of Health. A person can be tested by more than one laboratory and can have both positive and negative results. **Therefore, the sum of the numbers in each column will be larger than the total number of people tested.**

Reporting lab	Inconclusive	Negative	Positive	Percent positive	Total
THE HOSPITAL OF PROVIDENCE EMERGENCY ROOM			2	100%	2
ONTARIO COUNTY PUBLIC HEALTH		2			2
First Care Living Center/Essentia Health			2	100%	2
PALMS OF FT MYERS,THE			2	100%	2
PIEDMONT MOUNTAINSIDE HOSPITAL LABORAT		2			2
Mary Anna Nursing Home		2			2
MIRAMAR KIDNEY CENTER		1	1	50%	2
DEVLAB, LLC			2	100%	2
VENETIAN GARDENS		2			2
MEDCARE		2			2
Tuscola County Medical Care Community		2			2
AHC Forest cove		2			2
BAYMEADOWS PRIMARY CARE		2			2
SHORE MEDICAL CENTER		2			2
WARD MEMORIAL HOSPITAL		2			2
PROSPECT URGENT CARE			2	100%	2
TMH PHYSICIAN PARTNERS PERRY		2			2
ALLSTATE HEALTH SERVICES, INC		2			2
SARASOTA MEMORIAL MEDICAL URGENT CARE CENTER			2	100%	2
WELL-KEY URGENT CARE SEVIERVILLE			2	100%	2
MD NOW URGENT CARE MEDICAL CENTERS INC			2	100%	2
CROSSROADS			2	100%	2
Walgreens #19019		2			2
HMH HOSPITALS CORPORATION		2			2
BLANCHARD VALLEY HOSPITAL LABORATORY			2	100%	2
CPL INC/BSSC PATHOLOGY		2			2
CLINICAL REFERENCE LABORATORY, INC		2			2
AEGIS MEDICAL GROUP LLC			2	100%	2
CVS NC6633POCT FAYETTEVILLE		2			2
Garden Care Center		2			2
LEHIGH MEDICAL AND RESEARCH CENTER, INC			2	100%	2
FLORIDA SCHOOL FOR THE DEAF & BLIND			2	100%	2
Kroger 686 - The Little Clinic Farragut		2			2
PruittHealth Lakehaven		2			2
SUNSHINE PHARMACY		2			2
HCR MANOR CARE SERVICES OF FLORIDA III INC		2			2
Kroger 130 - The Little Clinic Colorado Springs		2			2
ADVENTHEALTH CENTRA CARE POINCIANA			2	100%	2
Beecher Manor Nursing and Rehabilitation Center		2			2
SHELL POINT HOME HEALTH			2	100%	2
AFC PHYSICIANS OF FLORIDA, PA			2	100%	2
NAVAL BRANCH MEDICAL CLINIC			2	100%	2
GUARDIAN HOME CARE OF CENTRAL GEORGIA		2			2
CLEMENT J ZABLOCKI VAMC		2			2
BAYLOR COLLEGE OF MEDICINE			2	100%	2
ACN PHYSICIANS GROUP CORP			2	100%	2
Robert Cranfield			2	100%	2



# COVID-19: testing by laboratory

Data through May 3, 2021 verified as of May 4, 2021 at 09:25 AM

Data in this report are provisional and subject to change.

The numbers in the table below represent the number of Florida and non-Florida residents for whom test results were received by the Department of Health. A person can be tested by more than one laboratory and can have both positive and negative results. **Therefore, the sum of the numbers in each column will be larger than the total number of people tested.**

Reporting lab	Inconclusive	Negative	Positive	Percent positive	Total
VA CBOC			2	100%	2
HANOVER ENDOSCOPY CENTER		2			2
TRINITY DIALYSIS			2	100%	2
WALKONCLINIC			2	100%	2
LABRADOR PRIMARY CARE CENTER			2	100%	2
CVS M08581POCT BLUE SPRINGS		1	1	50%	2
GILA REGIONAL MEDICAL CENTER		2			2
OHSU LABORATORY SERVICES		2			2
NEMOURS CHILDREN'S PRIMARY CARE THE VILLAGES		2			2
AMERICAN FAMILY CARE URGENT CARE		1	1	50%	2
Manorcare Health Services West Reading North		2			2
Timber Ridge Health Care Center			2	100%	2
ALABAMA REFERENCE LAB			2	100%	2
SANTA ROSA COUNTY HEALTH DEPARTMENT			2	100%	2
CARELINE PHARMACY AND HEALTHCARE SERVICES		1	1	50%	2
CHOTA COMMUNITY HEALTH SERVICES		1	1	50%	2
SPECIALTY LABORATORIES			2	100%	2
ADVANCED MEDICAL OF FLORIDA			2	100%	2
ST ANTHONY COMMUNITY HOSPITAL LAB		1	1	50%	2
HERITAGE VILLAGE REHAB & SKILLED NURSI		2			2
AMERICAN MEDICAL LABORATORIES			2	100%	2
BUCKINGHAM PAVILION INC		2			2
VA Central California HCS		2			2
WALGREENS NO 10512		1	1	50%	2
CHARLOTTE COUNTY HEALTH DEPARTMENT			2	100%	2
UHEALTH CARDIOLOGY			2	100%	2
NIAGARA APOTHECARY INC		2			2
MEDEXPRESS URGENT CARE - BROOKHAVEN		2			2
AGILE URGENT CARE			2	100%	2
PALOS COMMUNITY HOSPITAL LABORATORY			2	100%	2
KETTERING MEDICAL CENTER			2	100%	2
Kroger 596 - The Little Clinic Brentwood		2			2
PREMIER FAMILY CARE I, INC			2	100%	2
Workmens Circle Multicare Center		2			2
VITAL CARE CLINIC, LLC			2	100%	2
COLUMBIA COTTAGE		2			2
TWIN LAKES REHAB & HEALTHCARE		2			2
CVS IN6559POCT AVON		2			2
CVS TX4794POCT ARLINGTON		2			2
C A R E S OXFORD		1	1	50%	2
RAPID MD			2	100%	2
KIVA AT MOUNT DORA			2	100%	2
SENTARA NORFOLK GENERAL HOSPITAL			2	100%	2
LEXINGTON PLACE			2	100%	2
VIBRA HEALTH LABORATORY			2	100%	2
Jacob's Creek Nursing and Rehabilitation Center		2			2
OSF SAINT FRANCIS MEDICAL CENTER			2	100%	2

# COVID-19: testing by laboratory

Data through May 3, 2021 verified as of May 4, 2021 at 09:25 AM

Data in this report are provisional and subject to change.

The numbers in the table below represent the number of Florida and non-Florida residents for whom test results were received by the Department of Health. A person can be tested by more than one laboratory and can have both positive and negative results. **Therefore, the sum of the numbers in each column will be larger than the total number of people tested.**

Reporting lab	Inconclusive	Negative	Positive	Percent positive	Total
LAKE SUCCESS EXTENDED CARE		2			2
PRIMARY CARE SERVICES AT EDGEWATER		2			2
LAREDO EMERGENCY ROOM			2	100%	2
ACCESS MEDICAL GROUP OF TAMPA II, INC		2			2
AMEDISYS HOME HEALTH OF GREENVILLE			2	100%	2
KJ MEDICAL PRACTICE PC		2			2
ALBUQUERQUE - AMG SPECIALTY HOSPITAL		2			2
ADVENT HEALTH CENTRAL TEXAS		1	1	50%	2
MINERS COLFAX MEDICAL CENTER		2			2
GREEN BAY BLIZZARD OFFICE		2			2
PHOEBE BERKS HEALTH CARE CENTER		2			2
PREVENTIVE HEALTH PARTNERS I L S C		2			2
BRENTWOOD AT FORE RANCH			2	100%	2
WISCONSIN STATE LABORATORY OF HYGIENE		1	1	50%	2
LP Marietta II, LLC		2			2
PROFESSIONAL DIALYSIS CENTER			2	100%	2
SYNEOS HEALTH			2	100%	2
PALMETTO BAY MEDICAL CENTER		1	1	50%	2
GSM OCED Subsection			2	100%	2
LEESBURG DIALYSIS CENTER		1	1	50%	2
BROOKSVILLE DIALYSIS			2	100%	2
CLEAR LAKE REGIONAL MEDICAL CENTER			2	100%	2
RUST MEDICAL CENTER		2			2
CORTLAND PARK REHABILITATION AND NURSING CENTER		1	1	50%	2
St. Luke's Care Center		2			2
BLOSSOMS ASSISTED LIVING 1 LLC			2	100%	2
ULTIMATE KIDNEY CARE			2	100%	2
FAST AID URGENT CARE			2	100%	2
CITRUS DERMATOLOGY			2	100%	2
Bethel Lutheran Home		2			2
CHRISTUS SPOHN HOSPITAL			2	100%	2
DELRAY BEACH HEALTH CENTER			2	100%	2
INTERNAL MEDICINE ASSOCIATES-DUNELLON			2	100%	2
UNIVERSITY OF BALTIMORE WASHINGTON MEDICAL CENTER			2	100%	2
INNOVATIVE CARE II LLC			2	100%	2
OAKMONT EAST- GREENVILLE SC, LLC		2			2
SKY LAKES MEDICAL CENTER		2			2
BELLIN HOSPITAL			2	100%	2
DELTONA VA CBOC		2			2
87TH MEDICAL GROUP – MCGUIRE AMBULATORY CARE FACILITY		2			2
UNIVERSITY MEDICAL CENTER OF SOUTHERN NEVADA (UMCSN)			2	100%	2
EXPRESS CARE WALK-IN CLINIC			2	100%	2
BIOMAT USA			2	100%	2
WE CARE HOME HEALTH SOLUTIONS LLC			2	100%	2
SIGNATURE CARE LEWISVILLE-EMERGENCY CENTER		1	1	50%	2
AHC PARIS		2			2
SUMMERFIELD RETIREMENT LIVING, INC			2	100%	2

# COVID-19: testing by laboratory

Data through May 3, 2021 verified as of May 4, 2021 at 09:25 AM

Data in this report are provisional and subject to change.

The numbers in the table below represent the number of Florida and non-Florida residents for whom test results were received by the Department of Health. A person can be tested by more than one laboratory and can have both positive and negative results. **Therefore, the sum of the numbers in each column will be larger than the total number of people tested.**

Reporting lab	Inconclusive	Negative	Positive	Percent positive	Total
WHITESANDS OUTPATIENT TREATMENT		2			2
Kroger 687 - The Little Clinic Sugar Hill		1	1	50%	2
MISSION HOSPITAL REGIONAL MEDICAL CENTER			2	100%	2
MEDEXPRESS URGENT CARE - NUTLEY		2			2
FRESENIUS KIDNEY CARE SOUTH ST PETERSBURG			2	100%	2
Absolut Care at Three Rivers		2			2
Beth Sholom Home of Eastern Virginia		1	1	50%	2
US LABS		2			2
Kroger 407 - The Little Clinic Lexington		1	1	50%	2
DIGESTIVE DISEASE CARE PC		2			2
OAKMONT OF UNION SC, LLC		2			2
COOPER CLINIC			2	100%	2
MEDEXPRESS URGENT CARE - ROSS TOWNSHIP		2			2
IN AND OUT URGENT CARE			2	100%	2
Hartwell Health and Rehabilitation		2			2
Piney Grove Nursing and Rehabilitation Center		2			2
Kroger 400 - The Little Clinic Hartley Bridge Rd		1	1	50%	2
MEMORIAL HOSPITAL OF TAMPA			2	100%	2
Bedford Care Center of Hattiesburg		2			2
METHODIST HEALTHCARE - MEMPHIS HOSP		2			2
RAPID MEDLAB (002MO)		2			2
PRECISION CLINICAL RESEARCH			2	100%	2
MAYO CLINIC GROUP PRACTICE LABORATORY			2	100%	2
NORTH OKALOOSA PHYSICIAN GRP - WALK IN CLINIC			2	100%	2
VILLAGES HEALTH SYSTEM, LLC, THE			2	100%	2
MEDEXPRESS URGENT CARE - LINCOLN VILLA		2			2
HOPE HEALTH & WELLNESS		2			2
TEQUESTA FAMILY MEDICAL CENTER LLC			2	100%	2
CVS CA9751POCT AGOURA		2			2
ONslow COUNTY HEALTH DEPARTMENT			2	100%	2
CENTRAL FLORIDA FAMILY HEALTH CENTER		2			2
CAPE FEAR VALLEY MEDICAL CENTER			2	100%	2
RMC BROOKHOLLOW MED AESTHETICS INC		2			2
Kroger 619 - The Little Clinic Hendersonville Indian Lake		2			2
EXCUSED ABSENCE PLLC		2			2
DUBOIS CONTINUUM OF CARE COMMUNITY INC		2			2
MERCY MEDICAL CENTER INC		1	1	50%	2
CVS - MINUTECLINIC			2	100%	2
BAPTIST HEALTH MEDICAL PLAZA			2	100%	2
ACCESS MEDICAL GROUP OF FLORIDA CITY			2	100%	2
RADEAS			2	100%	2
WILCOX MEDICAL CENTER-ALMA COLLEGE		2			2
ASCENSION ST VINCENT'S RIVERSIDE			2	100%	2
URGENTMED PLANTATION			2	100%	2
CARE ATC SUN HYDRAULICS TALLAVAST			2	100%	2
Glenburn Home		2			2
JEFFERSON WASHINGTON TOWNSHIP HOSPITAL		2			2

# COVID-19: testing by laboratory

Data through May 3, 2021 verified as of May 4, 2021 at 09:25 AM

Data in this report are provisional and subject to change.

The numbers in the table below represent the number of Florida and non-Florida residents for whom test results were received by the Department of Health. A person can be tested by more than one laboratory and can have both positive and negative results. **Therefore, the sum of the numbers in each column will be larger than the total number of people tested.**

Reporting lab	Inconclusive	Negative	Positive	Percent positive	Total
TWELVE OAKS RECOVERY CENTER			2	100%	2
Covington Care Nursing and Rehabilitation		2			2
Kroger 853 - The Little Clinic East Broad Street		2			2
CVS NJ2369POCT JACKSON		2			2
ASHLEY PEDIATRICS			2	100%	2
Life Care Center of Elyria		2			2
MED-LAKE LABORATORY, LLC			2	100%	2
FLORIDA MEDICAL CLINIC, LLC			2	100%	2
Southern Pines Healthcare Center		1	1	50%	2
UNITY LONGPOND		2			2
HAILE MEDICAL GROUP PA		2			2
Kroger 426 - The Little Clinic Suwanee		2			2
CROSSTOWN PHARMACY		2			2
Buena Vista Care Center		2			2
Walgreens #9890		2			2
FLORIDA SOUTHERN COLLEGE		1	1	50%	2
BRANDYWYNE HEALTH CARE CENTER			2	100%	2
PM PEDIATRICS OF SELDEN, PLLC		2			2
HOLY TRINITY PHARMACY LLC		2			2
OAKMONT WEST- GREENVILLE SC		2			2
NORTH MANATEE HEALTH CARE CENTER			2	100%	2
METROHEALTH SYSTEM			2	100%	2
Sevierville Health and Rehabilitation		2			2
ROBERTS WESLEYAN COLLEGE HEALTH CENTE		2			2
PEACE RIVER CENTER CRISIS STABILIZATION UNIT		1	1	50%	2
ATVIVO LLC		2			2
TLC MEDICAL			2	100%	2
CVS IN6611POCT INDIANAPOLIS		1	1	50%	2
POMERENE HOSPITAL			2	100%	2
MEDEXPRESS URGENT CARE - WICHITA, N MAIZE RD		1	1	50%	2
FKC AMELIA ISLAND DIALYSIS			2	100%	2
Aston Park Health Care Facility		2			2
INTEAM HEALTH, INC.			2	100%	2
Church Creek SNF			2	100%	2
Kroger 356 - The Little Clinic Middletown		2			2
ANNE ARUNDEL MEDICAL CENTER			2	100%	2
CVS OH3306POCT AKRON		1	1	50%	2
PORTAGE MEDICAL CENTER			2	100%	2
HEALTH PARTNERS REGIONAL HOSPITAL			2	100%	2
ST. VINCENT HOSPITAL			2	100%	2
DOCTOR'S IN-HOUSE LAB/COMMUNITY HEALTH CENTERS OF PINELLAS – JOHNNIE R			2	100%	2
FLAGLER PROFESSIONAL HEALTH CAE SERVICES INC		2			2
VAULT HEALTH			2	100%	2
Kroger 441 - The Little Clinic Middletown		2			2
STATE OF FLORIDA			2	100%	2
PALM CITY NURSING AND REHAB CENTER			2	100%	2
HERITAGE CARE AND REHABILITATION CENTE		2			2

# COVID-19: testing by laboratory

Data through May 3, 2021 verified as of May 4, 2021 at 09:25 AM

Data in this report are provisional and subject to change.

The numbers in the table below represent the number of Florida and non-Florida residents for whom test results were received by the Department of Health. A person can be tested by more than one laboratory and can have both positive and negative results. **Therefore, the sum of the numbers in each column will be larger than the total number of people tested.**

Reporting lab	Inconclusive	Negative	Positive	Percent positive	Total
DUKE UNIVERSITY POINT OF CARE TESTING PROGRAM			2	100%	2
WELL HEALTH LABS			2	100%	2
SYMPHONY OF BUFFALO GROVE		2			2
KEATING SPORTS CENTER		2			2
NEMOURS CHILDRENS PRIMARY CARE CLERMONT			2	100%	2
LAB PLUS, LLC			2	100%	2
ADVENT HEALTH - OWASA			2	100%	2
TRICORE REFERENCE LABORATORY		1	1	50%	2
WEST COAST PEDIATRICS			2	100%	2
DELAWARE DIAGNOSTICS LABS			2	100%	2
PRONTO URGENT CARE			2	100%	2
NEW YORK CITY CENTRAL COVID			2	100%	2
CROSSROADS URGENT CARE DBA URGENT TEA		2			2
STAGES OF LIFE MEDICAL INSTITUTE			2	100%	2
Holiday Retirement Home			2	100%	2
VA Greater LA HCS-Santa Maria OPC			2	100%	2
NATIONWIDE LABORATORY SERVICES		1	1	50%	2
UNITED MEMORIAL MEDICAL CENTER			2	100%	2
ADERHOLT MEDICAL, LLC		2			2
VALUE DRUGS GREENLAWN INC		2			2
GULFCOAST JEWISH FAMILY			2	100%	2
RHODE ISLAND DEPARTMENT OF HEALTH LABORATORIES			2	100%	2
OSF ST JOSEPH MEDICAL CENTER			2	100%	2
MEDPOST - NORTH DALLAS			2	100%	2
GREEN POINT RX INC DBA ALTRU CHEMISTS		2			2
TULANE MEDICAL CENTER			2	100%	2
Great Lakes Health Center			2	100%	2
LAB CORP OF AMER SAN DIEGO			2	100%	2
ATHENA CARE RESOURCES LLC		2			2
DEPT OF HEALTH			2	100%	2
VALUE DRUGS BRONXVILLE INC		2			2
NEW DISCOVERY BIOLOGICS, LLC		1	1	50%	2
PUBLIC HEALTH LABORATORY	1		1	50%	2
ESCANDON DIAGNOSTIC CLINIC			2	100%	2
Camellia Gardens		2			2
PHYSICIANS PREMIER			2	100%	2
JACKSON LABORATORY OF GENOMIC MEDICINE		2			2
JUST BELIEVE RECOVERY CENTER			2	100%	2
WEST HOUSTON MEDICAL CENTER			2	100%	2
DMC UNIVERSITY LABORATORIES		1	1	50%	2
CVS MA335POCT RAYNHAM		2			2
OMEGA RESEARCH CONSULTANTS			2	100%	2
MOSAIC MEDICAL CENTER MARYVILLE			2	100%	2
SIMMONS			2	100%	2
DOCTORS MEDICAL CTR OF WALTON COUNTY			2	100%	2
CLEVELAND CLINIC IMAGING			2	100%	2
SENDER RETREAT ADULT DAY CARE CENTERS			2	100%	2



# COVID-19: testing by laboratory

Data through May 3, 2021 verified as of May 4, 2021 at 09:25 AM

Data in this report are provisional and subject to change.

The numbers in the table below represent the number of Florida and non-Florida residents for whom test results were received by the Department of Health. A person can be tested by more than one laboratory and can have both positive and negative results. **Therefore, the sum of the numbers in each column will be larger than the total number of people tested.**

Reporting lab	Inconclusive	Negative	Positive	Percent positive	Total
SIMPLY HEALTHCARE AND WELLNESS CLINIC, PC			2	100%	2
SOWAL HEALTH & DRUG			2	100%	2
CVS LA1116POCT BATON ROUGE		1	1	50%	2
The Friendly Home		2			2
MEMORIAL HERMANN HOSPITAL			2	100%	2
EASTERN NEW MEXICO UNIVERSITY STUDENT		2			2
MIDDLE TENN MENTAL HEALTH INSTITUTE		2			2
BEAUFORT MEMORIAL			2	100%	2
CHI MEMORIAL PRIMARY CARE ASSOCIATES-A		2			2
VAULT MEDICAL SERVICES		1	1	50%	2
ABILITY DIAGNOSTICS LLC			2	100%	2
ADVOCATE SHERMAN HOSPITAL			2	100%	2
PARKRIDGE MEDICAL CENTER			2	100%	2
BAYCARE OUTREACH LAB WH SOUTH			2	100%	2
WOODHILLS LABS			2	100%	2
SOUTH TAMPA AFTER HOURS CLINIC			2	100%	2
PALM MEDICAL CENTER - PLANT CITY		2			2
MEDEXPRESS URGENT CARE - SPRINGDALE, S 40TH STREET		2			2
NORTH MCALLEN PEDIATRIC CENTER			2	100%	2
FLORIDA DEPARTMENT OF HEALTH PINELLAS COUNTY-			2	100%	2
CHRISTIAN REST HOME ASSOC		2			2
JOHN D. ARCHBOLD MEM. HOSPITAL			2	100%	2
DIAGNOSTIC AFFILIATES			2	100%	2
University Center East			2	100%	2
UNIVERSITY OF MIAMI SCCC RESEARCH LABORATORY			2	100%	2
FAST TEST NOW		2			2
RIVERVIEW MEDICAL CLINIC		2			2
CLEVELAND CLINIC FLORIDA LABORATORY			2	100%	2
UNIVERSITY OF MN MEDICAL CENTER EAST CAMPUS			2	100%	2
PULMONARY MEDICINE		2			2
MEDEXPRESS URGENT CARE - ST CLAIR, CLOVER DR.		1	1	50%	2
FLORIDA PRIMARY CARE CENTER PA		2			2
MANSFIELD MEDICAL LODGE			2	100%	2
LARKIN COMMUNITY HOSPITAL PALM SPRINGS CAMPUS		1	1	50%	2
MI Nursing Restorative Center		2			2
RIVIERA BEACH INTEGRATED CARE INC			2	100%	2
LACORP		1	1	50%	2
CVS IN8639POCT TERRE HAUTE		2			2
Cypress Cove Center		2			2
Kroger 549 - The Little Clinic Clinton Highway		2			2
EDGEWATER RETIREMENT MANOR			2	100%	2
SIOUX FALLS STORM		2			2
FLAGLER HOME CARE			2	100%	2
U OF MIAMI MILLER SCHOOL OF MEDICINE			2	100%	2
DAYTON CHILDRENS HOSPITAL LAB			2	100%	2
MILLERSVILLE UNIVERSITY HEALTH SERVICE		2			2
Fox Subacute at Warrington		2			2

# COVID-19: testing by laboratory

Data through May 3, 2021 verified as of May 4, 2021 at 09:25 AM

Data in this report are provisional and subject to change.

The numbers in the table below represent the number of Florida and non-Florida residents for whom test results were received by the Department of Health. A person can be tested by more than one laboratory and can have both positive and negative results. **Therefore, the sum of the numbers in each column will be larger than the total number of people tested.**

Reporting lab	Inconclusive	Negative	Positive	Percent positive	Total
BAPTIST HEALTH PRIMARY CARE HOMESTEAD			2	100%	2
AHC Humboldt		2			2
NOVA SOUTHEASTERN UNIVERSITY - STUDENT MEDICAL CTR			2	100%	2
LIBERTY HEALTH CENTER			2	100%	2
PUBLIX PHARMACY #1387		2			2
ARCPPOINTLABS OF VIRGINIA BEACH		1	1	50%	2
AMICUS MEDICAL CENTER LLC			2	100%	2
TSALI CARE CENTER		2			2
HOME ACCESS HEALTH			2	100%	2
ADVENTIST HINSDALE HOSPITAL LABORATORY			2	100%	2
NEW BRIDGE MEDICAL CENTER		2			2
DNA DIAGNOSTICS CENTER		2			2
SOUTHSIDE FAMILY MEDICAL		2			2
A+ URGENT/PRIMARY CARE			2	100%	2
CPL LABS			2	100%	2
DURAND SENIOR CARE & REHAB CENTER		2			2
AL MANI HEALTH INSTUTUTE		2			2
COMPLETE HEALTH MEDICAL CENTER			2	100%	2
Imboden Creek Living Center		2			2
BLACKBAG DIGITAL HEALTH LLC		2			2
Edinboro Manor		2			2
PRIMACARE MEDICAL LAKEWOOD			2	100%	2
MINUTECLINIC DIAG OF IND, LLC #6250		2			2
HARDEN DIALYSIS		1	1	50%	2
UNIVERSITY OF MISSOURI HEALTH CARE			2	100%	2
GRACE HEALTHCARE OF LAKE WALES		1	1	50%	2
MINUTECLINIC DIAGNOSTIC, PA #10252		2			2
MEDLOGIC, LLC		2			2
GOUVERNEUR HOSPITAL LABORATORY		2			2
The Laurels of Hendersonville		2			2
ASPIRUS RIVERVIEW HOSPITAL & CLINICS INC		1	1	50%	2
NEMOURS CHILDREN'S PRIMARY CARE OF VERO BEACH			2	100%	2
FAMILY URGENT CARE		2			2
MEDERI CARETENDERS		1	1	50%	2
NEMOURS CHILDRENS PRIMARY CARE			2	100%	2
SALEM VAMC		2			2
SUNBRIDGE CARE & REHAB FOR DECATUR		2			2
FORT MYERS NORTH DIALYSIS		1	1	50%	2
AUSTIN REGIONAL CLINIC MICROBIOLOGY LAB			2	100%	2
UMASS MEMORIAL MEDICAL CENTER, INC		1	1	50%	2
Highland Ave. Eye Clinic		2			2
NEVADA DEPARTMENT OF HEALTH AND HUMAN SERVICES			2	100%	2
Kroger 672 - The Little Clinic Bill Kennedy & Glenwood		2			2
FALMOUTH HOSPITAL		1	1	50%	2
MANISTEE COUNTY MEDICAL CARE FACILITY		2			2
LAKEVIEW HEALTH CARE SYSTEM LLC			2	100%	2
PRIMARY HEALTH CARE ASSOCIATES INC			2	100%	2

# COVID-19: testing by laboratory

Data through May 3, 2021 verified as of May 4, 2021 at 09:25 AM

Data in this report are provisional and subject to change.

The numbers in the table below represent the number of Florida and non-Florida residents for whom test results were received by the Department of Health. A person can be tested by more than one laboratory and can have both positive and negative results. **Therefore, the sum of the numbers in each column will be larger than the total number of people tested.**

Reporting lab	Inconclusive	Negative	Positive	Percent positive	Total
WALGREENS #06583		2			2
Van Wert Manor		2			2
ATLANTIC DIAGNOSTICS			2	100%	2
FLORIDA MEDICAL CLINIC CARDIOLOGY-ZH			2	100%	2
CVS NE5863POCT OMAHA		1	1	50%	2
CHILDREN'S MEDICAL CENTER-EAST ORLANDO			2	100%	2
VA Boston HCS-West Roxbury Division		1	1	50%	2
BEREA URGENT CARE			2	100%	2
CVS NC2297335CV GREENSBORO		2			2
ASSOCIATES IN UROGYNECOLOGY MD LLC		2			2
SWEETWATER NURSING CENTER		2			2
BAPTIST HOSPITAL PRIMARY CARE GULF BREEZE			2	100%	2
Kroger 127 - The Little Clinic Lakewood-Alameda		2			2
SPECTRA EAST INC		1	1	50%	2
FIRST CHOICE MEDICAL PC			2	100%	2
EXCEPTIONAL EMERGENCY CENTER - AMARILLO			2	100%	2
SUNCOAST BLOOD BANK			2	100%	2
Parkwood in the Pines		2			2
BAYSHORE MEDICAL CENTER			2	100%	2
MEDEXPRESS URGENT CARE - LINCOLN N 26T		2			2
CITY OF NEW YORK DEPARTMENT OF HEALTH			2	100%	2
CVS MA38POCT CHARLTON		2			2
CVS OH3980POCT KENT		2			2
BERGEN COUNTY SURGICAL AND ENDOSCOPY CENTER		2			2
INSPIRIT SENIOR LIVING			2	100%	2
CVS NC2559POCT CHARLOTTE		2			2
MOUNT ST MARYS HOSPITAL OF NIAGARA FALLS		1	1	50%	2
CVS AZ5477POCT SURPRISE		2			2
CVS CT692POCT NORTH HAVEN		2			2
NEMOURS CHILDRENS HORIZON WEST			2	100%	2
VALLEY BAPTIST MEDICAL CENTER: BROWNSVILLE			2	100%	2
LAWRENCE GENERAL HOSPITAL			2	100%	2
CVS TN5694POCT SODDY DAISY		2			2
MAJESTIC GUARDIANS			2	100%	2
Good Samaritan Society Waukon		2			2
SCDHEC BUREAU OF LABORATORIES			2	100%	2
MEMORIAL HOSPITAL OF SOUTH BEND			2	100%	2
ATLAS GENOMICS			2	100%	2
BAY CORRECTIONAL AND REHABILITATION FACILITY			2	100%	2
Fairhaven Retirement Community		2			2
MOUNT SINAI MEDICAL CENTER OF FLORIDA, INC			2	100%	2
MERCY HEALTH LAB		1	1	50%	2
DRR JMC URGENT CARE DONALD ROSS			2	100%	2
CVS NV5942POCT LAS VEGAS		2			2
BLUEWATER TOXICOLOGY			2	100%	2
STOP URGENT CARE			2	100%	2
CVS MA41POCT TAUNTON		2			2

# COVID-19: testing by laboratory

Data through May 3, 2021 verified as of May 4, 2021 at 09:25 AM

Data in this report are provisional and subject to change.

The numbers in the table below represent the number of Florida and non-Florida residents for whom test results were received by the Department of Health. A person can be tested by more than one laboratory and can have both positive and negative results. **Therefore, the sum of the numbers in each column will be larger than the total number of people tested.**

Reporting lab	Inconclusive	Negative	Positive	Percent positive	Total
LOWELL GENERAL HOSPITAL			2	100%	2
PM PEDIATRICS OF BAYSIDE PLLC - BELLER		2			2
CVS IN6555POCT BROWNSBURG		2			2
MEDICAL ASSOCIATES OF BREVARD LLC		1	1	50%	2
IN & OUT URGENT CARE METAIRIE			2	100%	2
LONG, SARAH		1	1	50%	2
ADVANCED MEDICAL CARE			2	100%	2
RICHICHI FAMILY HEALTH			2	100%	2
RAPID RESULT CORP LLC		1	1	50%	2
CSS- TWELVE OAKS			2	100%	2
DOCTORS CARE OF PALM COAST			2	100%	2
THE RIM URGENT CARE			2	100%	2
LIFT HEALTH		2			2
MAYO CLINIC COUMADIN CLINIC LABORATORY		1	1	50%	2
Iowa Veterans Home		2			2
CONCENTRA - PLANT CITY		2			2
Elba Nursing and Rehabilitation Center, LLC		2			2
EASTERN NIAGARA HOSPITAL		2			2
WALGREENS AGUADILLA (ST 177)		2			2
CHIPLEY DIALYSIS			2	100%	2
MADISON HOSPITAL LABORATORY			2	100%	2
Avanti Wellness and Rehab			2	100%	2
IM&P WELLNES CENTER			2	100%	2
HELEN HAYES HOSPITAL LABORATORY		2			2
LABTOX LABORATORIES			2	100%	2
NORTHEAST FLORIDA HEALTH SERVICES, INC DBA FAMILY HEALTH SOURCE			2	100%	2
YOUTH AND YOU, INC		2			2
CIGNA GATEWAY			2	100%	2
Arbors at Stow		2			2
CLARKSVILLE HEALTH SYSTEM			2	100%	2
BAPTIST HEALTHCARE - LAKEVIEW CENTER INC		2			2
PALM BAY COMMUNITY OUTPATIENT CLINIC		2			2
FHPG SURGICAL ASSOCIATES OF EAST PASCO			2	100%	2
DIAGNOSTIC CLINIC MEDICAL GROUP INC		2			2
SMITH NORTHVIEW HOSPITAL LAB			2	100%	2
BAYLOR SCOTT & WHITE COMPREHENSIVE WOUND			2	100%	2
Walgreens #5065		2			2
FLORIDA MEDICAL CENTER OF CLEARWATER		2			2
COOL KIDZ PEDIATRICS			2	100%	2
ROPER HOSPITAL			2	100%	2
CVS TX3702POCT KATY		2			2
Sanctuary Health Wadsworth		2			2
SPECTRUM HEALTH			2	100%	2
ORLANDO HEALTH MEDICAL GROUP		1	1	50%	2
DIVERSE MEDICAL CARE LLC			2	100%	2
CRUC CMCH-COVID-19		2			2
Alden Des Plaines			2	100%	2

# COVID-19: testing by laboratory

Data through May 3, 2021 verified as of May 4, 2021 at 09:25 AM

Data in this report are provisional and subject to change.

The numbers in the table below represent the number of Florida and non-Florida residents for whom test results were received by the Department of Health. A person can be tested by more than one laboratory and can have both positive and negative results. **Therefore, the sum of the numbers in each column will be larger than the total number of people tested.**

Reporting lab	Inconclusive	Negative	Positive	Percent positive	Total
MIDWAY SPECIALTY CARE CENTER INC		2			2
VALLEY MEDICAL LABORATORY			2	100%	2
CVS CA8882POCT SAN CLEMENTE		2			2
MINUTECLINIC DIAGNOSTIC PA #7110		2			2
LABCORP OF AMERICA HOLDINGS		1	1	50%	2
WASHINGTONVILLE PHARMACY INC		2			2
Aurora CBOC			2	100%	2
CVS NV5286POCT HENDERSON		2			2
PIEDMONT ATHENS REGIONAL HOSPITAL LAB			2	100%	2
PM PEDIATRICS OF BAYSIDE PLLC - HOPEWELL JUNCTION		2			2
MY PHARMACY			2	100%	2
ROCKEFELLER UNIVERSITY CLINICAL GENOMICS LABORATOR		2			2
SPRINGFIELD HOSPITAL LABORATORY			2	100%	2
DESERT SPRINGS HOSPITAL			2	100%	2
Greystone Nursing and Rehab, LLC			2	100%	2
ST. ELIZABETH HEALTHCARE			2	100%	2
PRESTIGE EMERGENCY ROOM LLC			2	100%	2
Stillwater Healthcare		2			2
Alden Terrace of McHenry			2	100%	2
Wetumpka Health and Rehab, LLC		2			2
Harbert Hills Academy Nursing Home		2			2
NEW YORK CITY DEPARTMENT OF HEALTH			2	100%	2
PATIENT FIRST MEDICAL CENTER-CARYTOWN			2	100%	2
MAIN STREET MEDICAL CENTERS		2			2
MY INSTADOC - HOWELL URGENT CARE		2			2
WEST BOCA MEDICAL CENTER			2	100%	2
CVS MD1490POCT GAITHERSBURG		2			2
CVS AZ5892POCT LAVEEN		2			2
MIDDLEBURG PEDIATRICS			2	100%	2
Providence of Sparta Health and Rehabilitation		2			2
Virginia Gay Nursing and Rehab		2			2
BROOKS -TLC HOSPITAL SYSTEM			2	100%	2
441 URGENT CARE-MULBERRY			2	100%	2
FRASER MEMORIAL HOSPITAL		1	1	50%	2
WATERS PEDIATRIC CENTER			2	100%	2
DOCTORS CARE - AIKEN MALL			2	100%	2
ROYAL CARE MEDICAL CENTER			2	100%	2
DALLAS VA MEDICAL CENTER - VA NORTH TEXAS HEALTH CARE SYSTEM			2	100%	2
PALMETTO FAMILY HEALTH CENTER			2	100%	2
Walgreens #10207		2			2
NORTH DAKOTA VETERANS HOME		2			2
Cooperstown Center for Nursing and Rehabililtation		2			2
SUNNYSIDE MANOR		2			2
Garden Isle Healthcare and Rehabilitation Center		2			2
CARTER BLOOD CARE			2	100%	2
JOHNSON CITY MEDICAL CENTER		1	1	50%	2
PHYSICIANS ASSOCIATES PA			2	100%	2



# COVID-19: testing by laboratory

Data through May 3, 2021 verified as of May 4, 2021 at 09:25 AM

Data in this report are provisional and subject to change.

The numbers in the table below represent the number of Florida and non-Florida residents for whom test results were received by the Department of Health. A person can be tested by more than one laboratory and can have both positive and negative results. **Therefore, the sum of the numbers in each column will be larger than the total number of people tested.**

Reporting lab	Inconclusive	Negative	Positive	Percent positive	Total
CVS TX7431POCT ROWLETT		2			2
SYLVAN NURSING			2	100%	2
FLORIDA CLINICAL LABORATORY INC			2	100%	2
MEDICAL CENTER LABORATORY			2	100%	2
WELLSTAR SPALDING REGIONAL MEDICAL CENTER		2			2
MORRISTOWN MEMORIAL HOSPITAL		2			2
RIDGEFIELD PEDIATRIC ASSOCIATES		2			2
CONEMAUGH MEMORIAL MEDICAL CENTER		2			2
DUKE HEALTH REGIONAL HOSPITAL			2	100%	2
JULIE STAATS DO		2			2
NLC LABS			2	100%	2
Oakmont of Katy Nursing and Rehabilitation		2			2
Kroger 409 - The Little Clinic Hebron Marketplace		1	1	50%	2
CVS PHARMACY INC DBA CVS/PHARMACY # 10600		2			2
ADVANCED FOOT AND ANKLE OF INDIAN RIVER		2			2
Kroger 412 - The Little Clinic Oxford		2			2
Iron County Medical Care Facility		2			2
HCA HOUSTON ER 24/7			2	100%	2
Guilford Health Care Center		2			2
SPRINGS MEDICAL LAB		1	1	50%	2
SOUTHEASTERN INSTITUTE OF RESTORATIVE MEDICINE		1	1	50%	2
The Palms Nursing and Rehabilitation		1	1	50%	2
MOORE CLINICAL RESEARCH INC			2	100%	2
Lake Charles Healthcare LLC dba Landmark Lake Charles			2	100%	2
ERGENT MED SAINT SIMONS			2	100%	2
CVS TX7603POCT SAGINAW		2			2
HAPPY KIDZ PEDIATRICS PL		1	1	50%	2
SOUTHERN TENNESSEE MEDICAL CENTER			2	100%	2
NEIGHBORCARE PHARMACY SERVICES		2			2
CATHOLIC HEALTH LABORATORY SERVICES		2			2
NORTH SHORE HEMATOLOGY-ONCOLOGY ASSOCIATES		2			2
JASPER MEMORIAL HOSPITAL		1	1	50%	2
MAWD PATHOLOGY GROUP			2	100%	2
BOND COMMUNITY HEALTH CENTER			2	100%	2
BAPTIST HOSPITAL LABORATORY			2	100%	2
STARR CITY OF ROMA COMMUNITY CENTER			2	100%	2
A G RHODES HOME AT WESLEY WOODS		2			2
SIGNAL DIAGNOSTICS DBA FLOWHEALTH LABS			2	100%	2
CENTRAL ARKANSAS VETERANS HEALTHCARE SYSTEM - VETERANS AFFAIRS			2	100%	2
SELECT MEDICAL CLINIC			2	100%	2
Parkridge Specialty Care		2			2
SOUTHERN BREEZE HEALTHCARE		1	1	50%	2
MEDEXPRESS URGENT CARE - MYLAN			2	100%	2
CVS MA1877POCT NORTON		2			2
The Suites at Western Home Communities		2			2
MILFORD REGIONAL HOSPITAL			2	100%	2
DESERT HOSPITAL/CPHU CLINICAL LABORATORY			2	100%	2

# COVID-19: testing by laboratory

Data through May 3, 2021 verified as of May 4, 2021 at 09:25 AM

Data in this report are provisional and subject to change.

The numbers in the table below represent the number of Florida and non-Florida residents for whom test results were received by the Department of Health. A person can be tested by more than one laboratory and can have both positive and negative results. **Therefore, the sum of the numbers in each column will be larger than the total number of people tested.**

Reporting lab	Inconclusive	Negative	Positive	Percent positive	Total
MEDICAL ASSOCIATES OF BREVARD DR S VYAS			2	100%	2
Chatham Nursing and Rehab Center		2			2
CVS MA2600POCT WEYMOUTH		1	1	50%	2
TMH PHYSICIAN PARTNERS MONTICELLO		1	1	50%	2
WILSON MEMORIAL HOSPITAL			2	100%	2
UW HOSPITAL AND CLINICS		1	1	50%	2
ARCADIA DIALYSIS CENTER			2	100%	2
MIDWAY PRIMARY CARE LLC		2			2
DEKALB MEDICAL CENTER LABORATORY			2	100%	2
CVS MA2125POCT NATICK		1	1	50%	2
RABI SINHA, MD		2			2
CVS OH6185POCT PICKERINGTON		2			2
NYUMC CLINICAL LABORATORIES			2	100%	2
KAISER SUNNYSIDE MEDICAL CTR LAB		2			2
Village Green Health & Rehabilitation		2			2
FHCP ASC - ORANGE CITY			2	100%	2
TGH Brandon Healthplex Laboratory			2	100%	2
Friendship Manor Inc.		2			2
EVERYBODY'S FAMILY CLINIC		2			2
EAST CENTRAL REGIONAL HOSPITAL GRACEWO		2			2
MEDEXPRESS URGENT CARE - MARTINSVILLE		2			2
JORDAN VALLEY MEDICAL CENTER			2	100%	2
HOLSTON MEDICAL GROUP		2			2
Kroger 477 - The Little Clinic Fort Mitchell		2			2
WILLOWBROOKE CT AT LIMA ESTATES		2			2
NATHAN LITTAUER HOSPITAL LAB		2			2
STEWARD ST ELIZABETH MEDICAL CENTER			2	100%	2
Manor At Perrysburg		2			2
WAYNE MEMORIAL HOSPITAL		2			2
UNIVERSTIY OF ILLINOIS HOSPITAL			2	100%	2
Mount Olivet Careview Home		2			2
GREEN RIVER MEDICAL CENTER			2	100%	2
MEMORIAL HEALTH SYSTEM		1	1	50%	2
VA WNYHCS - Buffalo Division		1	1	50%	2
ST. MARY'S MEDICAL CENTER EVANSVILLE, INC			2	100%	2
AUGUSTA HEALTH SKILLED CARE			2	100%	2
GOSHEN MEDICAL CENTER			2	100%	2
Sanford Health & Rehabilitation			2	100%	2
HPH HOME CARE		1	1	50%	2
MEDAILLE COLLEGE WELLNESS CENTER		2			2
APPLECARE VALDOSTA			2	100%	2
NEWTON MEMORIAL HOSPITAL		2			2
TAMPA FAMILY HEALTH CENTER		1	1	50%	2
SACRED HEART HOSPITAL ON THE EMERALD			2	100%	2
CALIFORNIA DIVISION OF COMMUNICABLE DISEASE CONTROL			2	100%	2
A PATTERN MEDICAL CLINIC		2			2
UT PATH			2	100%	2

# COVID-19: testing by laboratory

Data through May 3, 2021 verified as of May 4, 2021 at 09:25 AM

Data in this report are provisional and subject to change.

The numbers in the table below represent the number of Florida and non-Florida residents for whom test results were received by the Department of Health. A person can be tested by more than one laboratory and can have both positive and negative results. **Therefore, the sum of the numbers in each column will be larger than the total number of people tested.**

Reporting lab	Inconclusive	Negative	Positive	Percent positive	Total
MD NOW URGENT CARE CENTER INC.			2	100%	2
Q ALL CARE MEDICAL PC		2			2
CVS OH4327POCT PAINESVILLE		2			2
CARESPOT URGENT CARE		1	1	50%	2
JMC TALLAHASSEE, LLC			2	100%	2
EXPRESS CARE OF LEESBURG			2	100%	2
JFK MEDICAL CENTER LABORATORY DEPT		2			2
UNIVERSITY HOSPITAL OF BROOKLYN		2			2
REELFOOT FAMILY WALK IN CLINIC - TIPT		2			2
SHEPHERD CENTER CLINICAL LABORATORY		2			2
WillowBrooke Court at Southampton Estates		2			2
CAROLINAS HEALTHCARE SYSTEM LAB			2	100%	2
PT&J REHAB LLC		1	1	50%	2
FLORIDA MEDICAL CLINIC IM LUTz			2	100%	2
BUFFALO CROSSINGS HEALTHCARE AND REHABILITATION CENTER			2	100%	2
ST VINCENT'S AMBULATORY CARE INC			2	100%	2
MINUTECLINIC DIAGNOSTICS OF OKLAHOMA		2			2
ENVOY OF FORK UNION, LLC DBA ENVOY AT THE VILLAGE		2			2
MEDEXPRESS URGENT CARE - LODI		2			2
ROYAL PALM PEDIATRICS			2	100%	2
COX HEALTH SOUTH LAB		1	1	50%	2
PREMIER MEDICAL CLINIC		2			2
MEDEXPRESS URGENT CARE PENNSVILLE		2			2
MEDEXPRESS URGENT CARE, MILLCREEK		2			2
JUPITER PEDIATRIC ASSOCIATES, PA		1	1	50%	2
MCLAREN REGIONAL MEDICAL CENTER			2	100%	2
GET WELL EXPRESS URGENT CARE & WALK-IN CLINIC			2	100%	2
ELMHURST MEMORIAL HOSPITAL			2	100%	2
FL DEPT OF HEALTH MARION COUNTY MOBILE HEALTH UNIT			2	100%	2
DEER'S HEAD CENTER		2			2
CARTERSVILLE URGENT CARE		1	1	50%	2
GASTROENTEROLOGY ASSOCIATES			2	100%	2
NSUH AT SYOSSET		2			2
ILLINOIS DEPT OF PUBLIC HEALTH LABS			2	100%	2
GIGI WOOD DAVIS DO-FAMILY MEDICINE		2			2
INSPIRE HEALTHCARE CENTER			2	100%	2
THOMASVILLE REGIONAL MEDICAL CENTER		2			2
ARLINGTON DIALYSIS CENTER LLC		2			2
TENNESSEE DEPARTMENT OF HEALTH (TDH) - REGIONAL LABORATORY			2	100%	2
CAREWELL JW - WORCESTER LNC			2	100%	2
ASCENSION ST MICHAEL'S HOSPITAL LAB		1	1	50%	2
BFT LAB			2	100%	2
NORTHSIDE FAMILY MEDICINE AND URGENT CARE (CUMMING)		2			2
Mayaguez Outpatient Clinic		2			2
FLORIDA COMMUNITY HEALTH CENTERS, INC.			2	100%	2
Crest Manor Living and Rehabilitation		2			2
LIFEGUARD AMBULANCE SERVICES LLC, TEXAS- SAN			2	100%	2

# COVID-19: testing by laboratory

Data through May 3, 2021 verified as of May 4, 2021 at 09:25 AM

Data in this report are provisional and subject to change.

The numbers in the table below represent the number of Florida and non-Florida residents for whom test results were received by the Department of Health. A person can be tested by more than one laboratory and can have both positive and negative results. **Therefore, the sum of the numbers in each column will be larger than the total number of people tested.**

Reporting lab	Inconclusive	Negative	Positive	Percent positive	Total
Fairlane Gardens Nursing and Rehab at Reading		2			2
GALEN BAYLOR EXTENSION		2			2
Eagle Health and Rehabilitation		2			2
POINT OF CARE PRIVATE HEALTH MANAGEMENT			2	100%	2
MIAMI DADE MEDICAL RESEARCH INSTITUTE			2	100%	2
TRIDENT ANTI AGING LLC			2	100%	2
RM PHARMACY SERVICES INC		1	1	50%	2
REHOBOTH MCKINLEY CHRISTIAN HOSPITAL		2			2
FLORIDA KEYS PED & ADOLES CTR			2	100%	2
Smoky Mountain Nursing and Rehabilitation Center		2			2
COUNTRY COTTAGE		2			2
CITRUS PARK			2	100%	2
SOUTHEAST GEORGIA HEALTH SYSTEM			2	100%	2
EASTSIDE SPORTS COMPLEX			2	100%	2
KANSAS CITY VA MEDICAL CENTER			2	100%	2
GULF COAST MEDICAL CENTER RESPIRATORY CARE			2	100%	2
Kroger 519 - The Little Clinic Georgesville Square		2			2
Lynwood		2			2
NOSE AND SINUS INSTITUTE OF BOCA RATON		1	1	50%	2
TEXAS REGIONAL ASTHMA & ALLERGY CENTER			2	100%	2
CONWAY MEDICAL CENTER			2	100%	2
Essex Center for Rehabilitation and Healthcare		2			2
BRADENTON DIALYSIS			2	100%	2
ON-SITE MEDICAL SOLUTIONS		2			2
NORTHWEST MEDICAL CENTER LABORATORY		2			2
Mountainview Nursing Home		2			2
UNIVERSITY COMMUNITY HEALTH SERVICES		1	1	50%	2
ST. JOSEPH REGIONAL MEDICAL CENTER			2	100%	2
UNM SANDOVAL REGIONAL MEDICAL CENTER		2			2
BMC/JACSONVILLE		1	1	50%	2
ROUTE 16 PHARMACY LLC DBA HOLLAND PHAR		2			2
WELLNESS MEDICAL CLINIC			2	100%	2
MEDEXPRESS URGENT CARE - WOODBURY			2	100%	2
LIFETIME FAMILY URGENT CARE			2	100%	2
PUBLIX PHARMACY #1048		2			2
Colonial Manor Nursing and Rehabilitation Center		2			2
WESTMINSTER SUNCOAST			2	100%	2
CVS SC7567POCT BOILING SPRINGS		1	1	50%	2
EXPRESS CARE OF THE SHOALS		1	1	50%	2
UWMC MONTLAKE DEPT OF LAB MED			2	100%	2
MAGNOLIA MANOR OF COLUMBUS		2			2
PLAINS REGIONAL MEDICAL CENTER		2			2
LIFESPRING COMMUNITY HEALTH		2			2
Walgreens #9278		2			2
CVS MA937POCT CARVER		2			2
ALVERNO CLINICAL LABORATORIES			2	100%	2
VA Ann Arbor HCS		1	1	50%	2

# COVID-19: testing by laboratory

Data through May 3, 2021 verified as of May 4, 2021 at 09:25 AM

Data in this report are provisional and subject to change.

The numbers in the table below represent the number of Florida and non-Florida residents for whom test results were received by the Department of Health. A person can be tested by more than one laboratory and can have both positive and negative results. **Therefore, the sum of the numbers in each column will be larger than the total number of people tested.**

Reporting lab	Inconclusive	Negative	Positive	Percent positive	Total
ADVENTHEALTH IMAGING PARTIN SETTLEMENT			2	100%	2
MEMORIAL HOSPITAL OF CARBONDALE			2	100%	2
COBLESKILL REGIONAL HOSPITAL		2			2
Douglas County Health Center		2			2
HEALTHCARE NETWORK			2	100%	2
HERNANDO CHILDREN'S			2	100%	2
ELITE MEDICAL LABORATORY SOLUTIONS LLC			2	100%	2
IRA FIALKO DO			2	100%	2
SAWGRASS PEDIATRIC PARTNERS LLC			2	100%	2
CHESTERFIELD HEALTHCARE GROUP, INC		2			2
WEST FLORIDA MEDICAL ASSOCIATES, PA			2	100%	2
PPD CLINICAL RESEARCH UNIT			2	100%	2
PALM WEST INTERNIST PA			2	100%	2
CARBON HEALTH			2	100%	2
GENETIC ASSAYS INC			2	100%	2
MEDSTAR HARBOR HOSPITAL			2	100%	2
FIRST PREVENTION AND DIALYSIS CENTER LLC			2	100%	2
MEASE COUNTRYSIDE HOSPITAL CARDIAC REH			2	100%	2
ROYAL OAK MEDICAL CENTER LLC DBA CHARACTER FAMILY			2	100%	2
SANFORD REGIONAL HOSPITAL WORTHINGTON		2			2
THE EDGEWATER AND WATERMAN VILLAGE			2	100%	2
MIDLAND MEMORIAL HOSPITAL			2	100%	2
ADVENTHEALTH MEDICAL GROUP OBSTETRICS			2	100%	2
Sky View Rehabilitation and Health Care Center		2			2
STARR COUNTY MEMORIAL HOSPITAL			2	100%	2
THE WINDSOR ORTEGA		2			2
EUGENE T FINAN, MD			1	100%	1
NATICK URGENT CARE			1	100%	1
EVANS FAMILY CARE PA			1	100%	1
Senatobia Healthcare & Rehab		1			1
ADVANCE MD CARE			1	100%	1
HARDVARD VANGUARD MEDICAL ASSOCIATES - NEEDHAM			1	100%	1
park avenue extended care		1			1
LIFE CARE CENTER OF HILTON HEAD		1			1
CRESTVIEW MED CLIN LAB			1	100%	1
White River Health Care Center		1			1
REDMOND REGIONAL MEDICAL CENTER			1	100%	1
THE INTERNAL MEDICAL GROUP		1			1
GWINNETT MEDICAL CENTER			1	100%	1
WALGREENS #5130			1	100%	1
EAST COAST INSTITUTE FOR RESEARCH LLC			1	100%	1
ADVENT HEALTH MEDICAL GROUP MULTISPECIALTY			1	100%	1
SUN LABORATORY SERVICES,INC			1	100%	1
BAPTIST HEALTH ASI			1	100%	1
ESOTERIC LAB			1	100%	1
MEDCOR INC			1	100%	1
MCR HEALTH MEDICAL EXPRESS			1	100%	1



# COVID-19: testing by laboratory

Data through May 3, 2021 verified as of May 4, 2021 at 09:25 AM

Data in this report are provisional and subject to change.

The numbers in the table below represent the number of Florida and non-Florida residents for whom test results were received by the Department of Health. A person can be tested by more than one laboratory and can have both positive and negative results. **Therefore, the sum of the numbers in each column will be larger than the total number of people tested.**

Reporting lab	Inconclusive	Negative	Positive	Percent positive	Total
Washington County Nursing H0me			1	100%	1
PEDIATRIC ASSOCIATES - JACKSONVILLE			1	100%	1
TANNER MEDICAL CENTER VILLA RICA		1			1
CONNECTICUT PEDIATRICS @ CHC		1			1
ROCKLEDGE HEALTH & REHABILITATION CENTER			1	100%	1
SARASOTA MEMORIAL HOSPITAL		1			1
SOUTHWESTERN VERMONT MEDICAL CENTER			1	100%	1
RED HOOK FAMILY PRACTICE		1			1
ADVENTHEALTH MEDICAL GROUP INTERNAL MEDICINE AT MILLS			1	100%	1
ECHCS - Jewell Clinic		1			1
PHOENIX PROGRAMS OF FLORIDA INC		1			1
St. Anthonys Nursing and Rehab			1	100%	1
MINUTECLINIC DIAGNOSTIC OF TN PC #6437		1			1
Marysville Care Center		1			1
SUMMER PLACE NURSING & REHABILITATION		1			1
ST JOSEPHS CHILDRENS HOSPITAL PEDI TRANSPORT			1	100%	1
JOHN MANCHIN SR HEALTH CARE CENTER		1			1
INDIANA STATE DEPARTMENT OF HEALTH CLINIC MICROBIOLOGY		1			1
IVY CREEK FAMILY CARE OF TROY			1	100%	1
GARDENS PEDIATRICS LAB			1	100%	1
NEMOURS CHILDREN'S PRIMARY CARE			1	100%	1
West Bay of Tampa Center			1	100%	1
THE MEDICAL CENTER AT SCOTTSVILLE			1	100%	1
GAMMA HEALTHCARE, INC		1			1
COASTAL PEDIATRICS LLC			1	100%	1
SOUTHERN OHIO MEDICAL CENTER			1	100%	1
C A R E S		1			1
ALL AMERICAN FAMILY AND GERIATRIC CARE			1	100%	1
KNOX COMMUNITY HOSPITAL			1	100%	1
VICTORIA PAIN AND REHABILITATION CENTER			1	100%	1
GADSDEN FAMILY PRACTICE		1			1
LSU MEDICAL CENTER			1	100%	1
CLEVELAND CLINIC OUTPATIENT LABORATORY			1	100%	1
PUBLIX PHARMACY #0332		1			1
Kroger 699 - The Little Clinic Smyrna		1			1
WAKE FOREST MEDICAL CENTER LABORATORY			1	100%	1
SISTERS MISSION			1	100%	1
Nemours Children's Clinic-Orla			1	100%	1
SIGNATURE CARE MIDLAND			1	100%	1
COLE DIAGNOSTICS - BOISE		1			1
VERMONT DEPT OF HEALTH LABORATORY			1	100%	1
BAPTIST HEALTH PRIMARY CARE AT CUTLER BAY			1	100%	1
EAST LANSING OPCO		1			1
HEALTH CARPENTER PLLC		1			1
CARSON NURSING AND REHABILITATION CENTER		1			1
WMG URGENT CARE WOODSTOCK			1	100%	1
GOOD SHEPHERD HEALTH SYSTEM			1	100%	1

# COVID-19: testing by laboratory

Data through May 3, 2021 verified as of May 4, 2021 at 09:25 AM

Data in this report are provisional and subject to change.

The numbers in the table below represent the number of Florida and non-Florida residents for whom test results were received by the Department of Health. A person can be tested by more than one laboratory and can have both positive and negative results. **Therefore, the sum of the numbers in each column will be larger than the total number of people tested.**

Reporting lab	Inconclusive	Negative	Positive	Percent positive	Total
MEDEXPRESS URGENT CARE - WAYNESBURG		1			1
MID-FLORIDA PATHOLOGY LLC		1			1
CORNERSTONE OF RECOVERY INC		1			1
FLORIDA HEART AND VASCULAR MULTISPECIALTY GROUP PA			1	100%	1
Avantara Lake Norden		1			1
WALGREENS #06025		1			1
BENEWAH COMMUNITY HOSPITAL		1			1
SUNSHINE URGENT CARE			1	100%	1
NABI		1			1
MARINA DEL REY HOSPITAL LAB			1	100%	1
WELLCARE URGENT CARE			1	100%	1
ALBUQUERQUE INDIAN HEALTH CENTER		1			1
BUREAU COUNTY HEALTH DEPT			1	100%	1
SANCHEZ CAZAU MEDICAL GROUP			1	100%	1
DOCTORS MEDICAL CENTER			1	100%	1
HARDIN MEMORIAL HOSPITAL - HEARTLAND PATHOLOGY CONSULTANTS			1	100%	1
DIXIE COUNTY JAIL			1	100%	1
ISSAM ALBANNA MD PA			1	100%	1
DECATUR MORGAN HOSPITAL - DECATUR GENE		1			1
NORTHEAST TEXAS DIALYSIS		1			1
MEDSTAR HEALTH URGENT CARE			1	100%	1
Citadel		1			1
AMERICA'S ER SITE 002 LLC			1	100%	1
TMH URGENT CARE CENTER			1	100%	1
REELFOOT FAMILY WALK-IN CLINIC		1			1
TAMPA FAMILY HEALTH CENTERS			1	100%	1
HUNTERS CREEK MEDICAL ASSOCIATES PA		1			1
TMH PHYSICIAN PARTNERS			1	100%	1
BEACH CARE PLLC			1	100%	1
HIGH DESERT COURT GROUP HOME			1	100%	1
PHYSICIANS OF CENTRAL FLORIDA			1	100%	1
SAINT AGNES HOSPITAL			1	100%	1
BGB SUMMIT MEDICAL GROUP		1			1
WESTEX URGENT CARE, PLLC			1	100%	1
THOMAS HOSPITAL			1	100%	1
JACKSON GENERAL HOSPITAL			1	100%	1
ADVANCE HEALTH AND WELLNESS SOLUTIONS			1	100%	1
GENEVA FAMILY HEALTH			1	100%	1
Miller Health Care Center			1	100%	1
DOYLESTOWN HOSPITAL			1	100%	1
TILE PHARMACY		1			1
Greene Meadows Nursing and Rehabilitation Center		1			1
OASIS FAMILY RESORT IN THE SPRINGS LLC		1			1
MINUTE CLINIC DIAGNOSTIC MED GRP OF CA		1			1
TITUSVILLE TOWERS ASSISTED LIVING		1			1
CLEVELAND HEARTLAB			1	100%	1
ADVANTA LABS, LLC		1			1

# COVID-19: testing by laboratory

Data through May 3, 2021 verified as of May 4, 2021 at 09:25 AM

Data in this report are provisional and subject to change.

The numbers in the table below represent the number of Florida and non-Florida residents for whom test results were received by the Department of Health. A person can be tested by more than one laboratory and can have both positive and negative results. **Therefore, the sum of the numbers in each column will be larger than the total number of people tested.**

Reporting lab	Inconclusive	Negative	Positive	Percent positive	Total
ACCULAB			1	100%	1
MERCY HOME		1			1
PARK CITY HOSPITAL - RESPIRATORY CARE SERVICES			1	100%	1
MD NOW MEDICAL CENTERS, INC			1	100%	1
INFANTS & CHILDREN PA			1	100%	1
RIVERSIDE REGIONAL MED CENTER			1	100%	1
Kroger 923 - The Little Clinic Centerville		1			1
SMA BEHAVIORAL HEALTH SERVICES INC		1			1
UNIVERSITY OF NORTH CAROLINA HOSPITALS			1	100%	1
Melbourne Terrace Rehabilitation Center			1	100%	1
SAINT ALPHONSUS REGIONAL MEDICAL CENTER			1	100%	1
NORWOOD HEALTH CENTER		1			1
Smg/North Jersey Hematology & Oncology		1			1
PowerBack Piscataway Center		1			1
GENESEE COUNTY HEALTH DEPARTMENT		1			1
EMPATH HOME HEALTH LLC			1	100%	1
Heartland of Pittsburgh PA, LLC		1			1
MAHONEY PEDIATRICS PA			1	100%	1
APC HEALTH LLC			1	100%	1
ASSOCIATES MD MEDICAL GROUP INC			1	100%	1
Mountain View Manor			1	100%	1
GARDENS AT MAPLEWOOD			1	100%	1
BEAUMONT REFERENCE LABORATORY			1	100%	1
WEST VIRGINIA LABORATORIES			1	100%	1
Manassas Health & Rehab			1	100%	1
THE GROVE HEALTH AND REHAB			1	100%	1
BRETON REHABILITATION & LIVING CENTRE		1			1
JP MORGAN CHASE HEALTH SERVICES			1	100%	1
PREMISEHEALTH		1			1
Walgreens #19992		1			1
ADAMS COUNTY HEALTH DEPARTMENT			1	100%	1
NORTH RIVER FAMILY HEALTH CENTER			1	100%	1
Niles Nursing and Rehab. Center		1			1
PELICAN STATE OUTPATIENT CENTER			1	100%	1
Holly Hill Healthcare Center			1	100%	1
TMH CANCER CENTER LABORATORY			1	100%	1
EAST FL CORE LAB			1	100%	1
BEAUMONT URGENT CARE		1			1
SOUTHWOOD NURSING & RETIREMENT CENTER		1			1
FRESENIUS MEDICAL CARE TRADTION			1	100%	1
PROGENESIS INC			1	100%	1
VA NCHCS - Mather Division		1			1
WEST FLORIDA MEDICAL CENTER CLINIC			1	100%	1
PEACE HEALTH FAMILY MEDICINE AT 87TH AVE		1			1
NEXTCARE POWER			1	100%	1
LABTECH DIAGNOSTICS			1	100%	1
RENOWN REGIONAL MEDICAL CENTER			1	100%	1

# COVID-19: testing by laboratory

Data through May 3, 2021 verified as of May 4, 2021 at 09:25 AM

Data in this report are provisional and subject to change.

The numbers in the table below represent the number of Florida and non-Florida residents for whom test results were received by the Department of Health. A person can be tested by more than one laboratory and can have both positive and negative results. **Therefore, the sum of the numbers in each column will be larger than the total number of people tested.**

Reporting lab	Inconclusive	Negative	Positive	Percent positive	Total
DEVLIN MANOR NURSING AND REHABILITATION		1			1
COUNTY OF HAMILTON			1	100%	1
SETON HILL UNIVERSITY		1			1
INDIAN RIVER SHERIFF OFFICE		1			1
NYU LANGONE AMBULATORY CARE LAKE SUCCE		1			1
MARTIN LUTHER KING RENAL INSTITUTE			1	100%	1
MEDICAL CITY LAS COLINAS			1	100%	1
Sherwood Oaks Health Center			1	100%	1
AVERA HEART HOSPITAL OF SD			1	100%	1
MOUNT SINAI MEDICAL CENTER HIALEAH			1	100%	1
BOCA RATON REGIONAL HOSPITAL		1			1
CHC SOUTHWEST FLORIDA LAB-LIVE			1	100%	1
SCHUYLER HOSPITAL		1			1
Wayne County Nursing Home		1			1
HENRY FORD HOSPITAL			1	100%	1
LAKEVIEW REGIONAL HOSPITAL			1	100%	1
ROCK RAPIDS HEALTH CENTRE		1			1
PUBLIX PHARMACY # 1236			1	100%	1
MARTIN ARMY COMMUNITY HOSPITAL			1	100%	1
COLLINS NURSING HOME		1			1
CLEVELAND CLINIC AKRON GENERAL			1	100%	1
PEDIATRIC PARTNERS			1	100%	1
MCCORMICK AMBULANCE		1			1
URGENT 202 COX CREEK PKWY		1			1
BROWARD MEDICAL LAB			1	100%	1
CONSOLIDATED			1	100%	1
CVS SC4288POCT ROCK HILL			1	100%	1
LIFELINK FOUNDATION INC D/B/A			1	100%	1
SARHA DOCTORS CENTER			1	100%	1
Crowne Health Care of Eufaula		1			1
SEGAL INSTITUTE FOR CLINICAL RESEARCH INC			1	100%	1
UNIVERSITY OF SOUTH FLORIDA			1	100%	1
MCG HOSPITALS AND CLINICS			1	100%	1
Walgreens #3049		1			1
Glen Haven Health and Rehabilitation LLC		1			1
PREMIER HEALTH CARE INC			1	100%	1
JOSHUA E CHESIR MD		1			1
BAYMEADOWS PEDIATRIC CARE		1			1
WOOD COUNTY HEALTH DEPARTMENT			1	100%	1
ALLIANCE MD DIRECT PRIMARY CARE			1	100%	1
SANDPIPER CLUSTER		1			1
SOMA MEDICAL CENTER PA #2			1	100%	1
MT SINA1 HOSPICE			1	100%	1
MEDICAL SPECIALISTS OF THE PALM BEACHES INC			1	100%	1
EXPRESS CARE OF OCALA			1	100%	1
EAGLE COUNTY HEALTH AND HUMAN SERVICES			1	100%	1
HCR-ManorCare			1	100%	1

# COVID-19: testing by laboratory

Data through May 3, 2021 verified as of May 4, 2021 at 09:25 AM

Data in this report are provisional and subject to change.

The numbers in the table below represent the number of Florida and non-Florida residents for whom test results were received by the Department of Health. A person can be tested by more than one laboratory and can have both positive and negative results. **Therefore, the sum of the numbers in each column will be larger than the total number of people tested.**

Reporting lab	Inconclusive	Negative	Positive	Percent positive	Total
NEMOURS CHILDREN'S PRIMARY CARE, ST CLOUD			1	100%	1
METRO HEALTH HOSPITAL LABORATORY		1			1
ADVENTHEALTH IMAGING WINTERGARDEN		1			1
WESTON COUNTY HEALTH SERVICES			1	100%	1
WALGREENS #10308		1			1
PASTEUR MEDICAL CENTER LLC		1			1
PATIENT FIRST - GARRISONVILLE			1	100%	1
ASUNCION HOME HEALTH CARE CORP			1	100%	1
PEDIATRIC ASSOCIATES OF JULINGTON CREEK			1	100%	1
Kroger 894 - The Little Clinic NEC		1			1
COVE AT THE MARBELLA,THE			1	100%	1
Piedmont Crossing		1			1
STUDENT HEALTH CENTER			1	100%	1
INLET CONCIERGE MEDICINE			1	100%	1
MIAMI VASCULAR SURGERY			1	100%	1
HALE KUPUNA HERITAGE HOME		1			1
BAPTIST EMERGENCY HOSPITAL - KELLY			1	100%	1
FINLAY MEDICAL RESEARCH CORP			1	100%	1
Accordius Health at Harrisonburg		1			1
ALL PEDIATRIC CARE PA			1	100%	1
ADVENT HEALTH MEDICAL GROUP AT PINELLAS PARK			1	100%	1
CARDIOLOGY AND FITNESS MEDICINE		1			1
EXPRESS LAB LIVINGSTON			1	100%	1
ASHLEY PEDIATRICS DAY AND NIGHT CLINIC			1	100%	1
BUENA VENTURA LAKES DIALYSIS			1	100%	1
Pinnacle Health and Rehab at South Portland		1			1
DEERFIELD BEACH REHABILITATION AND NURSING			1	100%	1
GENESIS HOME HEALTH CARE SERVICES OF			1	100%	1
WASHINGTON SOLDIERS HOME AND COLONY		1			1
Parkview Care Center			1	100%	1
Kroger 350 - The Little Clinic New Cut Road		1			1
RIVERVIEW HOSPITAL D/B/A UNIVERSITY		1			1
Kroger 629 - The Little Clinic Cartersville, GA Hwy 41		1			1
Pelican Health Norfolk			1	100%	1
ORMC-ARDEN/EOI			1	100%	1
CHATEAU MADELEINE - SENIOR LIVING & MEMORY CARE			1	100%	1
PINELLAS POINT NURSING AND REHAB CENTER			1	100%	1
2504-HOMEWOOD		1			1
ST MICHAEL'S ELITE MEDICAL HOSPITAL			1	100%	1
Indianspring of Oakley		1			1
Salem Hills Rehabilitation and Nursing Center		1			1
NHC PLACE AT COOL SPRINGS		1			1
ARTESIAN HOME		1			1
St Mary's d'Youville Pavilion		1			1
WESTCOAST FAMILY PRACTICE		1			1
FIRST CARE WALK IN CLINIC LLC			1	100%	1
SUPREME MEDICAL GROUP PLLC			1	100%	1



# COVID-19: testing by laboratory

Data through May 3, 2021 verified as of May 4, 2021 at 09:25 AM

Data in this report are provisional and subject to change.

The numbers in the table below represent the number of Florida and non-Florida residents for whom test results were received by the Department of Health. A person can be tested by more than one laboratory and can have both positive and negative results. **Therefore, the sum of the numbers in each column will be larger than the total number of people tested.**

Reporting lab	Inconclusive	Negative	Positive	Percent positive	Total
Ravenwood Speciality Care		1			1
PARK LANE NURSING HOME		1			1
MARYLAND DEPARTMENT OF HEALTH AND MENTAL HYGIENE			1	100%	1
SUMMERFIELD PAIN MANAGEMENT			1	100%	1
CENTRAL CAROLINA HOSPITAL			1	100%	1
Walgreens #10851		1			1
SPRING VALLEY HOSPITAL MEDICAL CENTER			1	100%	1
NORTHEAST BAPTIST HOSPITAL			1	100%	1
RUBY MEMORIAL HOSP. LAB			1	100%	1
OPTUM OF HIALEAH		1			1
ELKTON TRANSITIONAL CARE CENTER		1			1
AMD			1	100%	1
BANNER UNIVERSITY MEDICAL CENTER			1	100%	1
PEDIATRIC ASSOC OF JACKSONVILLE PA			1	100%	1
ST FRANCIS COLLEGE WELLNESS CENTER		1			1
MOUNTAINVIEW URGENT CARE VALLEY		1			1
PEDIATRIC ASSOCIATES OF ORLANDO			1	100%	1
GATEWAY FAMILY HEALTH CLINIC			1	100%	1
FOUNDATION LABORATORY			1	100%	1
NLAC SUMMERBIO			1	100%	1
NEW HORIZON PRIMARY CARE LLC			1	100%	1
PALMS WEST SURGICENTER		1			1
MARTIN MEM FAMILY CARE AT ST LUCIE W			1	100%	1
THE READING HOSPITAL AND MEDICAL CENTER			1	100%	1
DR Q PEDIATRICS			1	100%	1
PATIENT FIRST - SICKLERVILLE		1			1
SACRED HEART MEDICAL CENTER			1	100%	1
GIBSON AREA PRIMARY CARE			1	100%	1
SOUTHERN WINDS			1	100%	1
Bayou Vista Community Care Center			1	100%	1
ADVANCED RESEARCH INSTITUTE			1	100%	1
SC-GA2018 THE RIDGE REHABILITATION & H		1			1
COUNTRYSIDE PEDIATRIC CARE PA			1	100%	1
HARRIS COUNTY PUBLIC HEALTH SERVICES			1	100%	1
REGIONAL MED CTR BAYONET POINT			1	100%	1
JPS HEALTH CENTER AT TRUE WORTH PLACE			1	100%	1
ENCOMPASS HEALTH REHAB HOSP NEW ENGLAND		1			1
EUROFINS PHOENIX			1	100%	1
Avista Nursing and Rehab			1	100%	1
LOGAN COUNTY HOSPITAL			1	100%	1
MIL LAKE HEALTHCARE CENTER INC PEDIATRICS			1	100%	1
VANAJA SUREDDI MD PA			1	100%	1
Manor Care of Dallastown d/b/a ManorCare Health Services - Dallastown		1			1
Kroger 49 - The Little Clinic Wichita - 21st St.			1	100%	1
LABTEST LLC LABTEST DIAGNOSTICS			1	100%	1
EMBASSY LAKES ARTIFICIAL KIDNEY CENTER			1	100%	1
CVS IL2297651CV JOLIET		1			1

# COVID-19: testing by laboratory

Data through May 3, 2021 verified as of May 4, 2021 at 09:25 AM

Data in this report are provisional and subject to change.

The numbers in the table below represent the number of Florida and non-Florida residents for whom test results were received by the Department of Health. A person can be tested by more than one laboratory and can have both positive and negative results. **Therefore, the sum of the numbers in each column will be larger than the total number of people tested.**

Reporting lab	Inconclusive	Negative	Positive	Percent positive	Total
GENESIS MICROBIOLOGY LAB		1			1
Waters of Covington		1			1
MARTIN MEMORIAL MEDICENTER			1	100%	1
Jenkins Living Center		1			1
INTEGRIS SEMINOLE EMERGENCY DEPT			1	100%	1
ADVENTHEALTH MEDICAL GROUP UROLOGY AT EAST ORLANDO		1			1
BAPTIST HEALTH EXPRESS CARE			1	100%	1
BRIGHAM YOUNG UNIV STUDENT HEALTH CTR			1	100%	1
INFINITY HOME CARE OF PORT CHARLOTTE, LLC			1	100%	1
WORKCARE, INC GLOBALFOUNDRIES			1	100%	1
PROGRESSIVE MEDICAL RESEARCH			1	100%	1
NORTH PALM BEACH DIALYSIS CENTER			1	100%	1
VERITAS GENETICS, INC.			1	100%	1
Trenton Health and Rehabilitation		1			1
SOUTHERN FAMILY HEALTH			1	100%	1
HEALTH & WELLNESS PROFESSIONALS INC			1	100%	1
ASCENSION ST VINCENT'S - WESTSIDE			1	100%	1
DEACONESS URGENT CARE CENTER			1	100%	1
AESTHETIC PHYSICIANS PC			1	100%	1
ELEMENTS PHARMACY			1	100%	1
PROVIDENCE ST. PATRICK HOSPITAL			1	100%	1
MEDICAL LIFE-INC GUIDEWELL EMERGENCY MEDICINE			1	100%	1
LIFECARE MEDICAL CENTER			1	100%	1
MARION GENERAL HOSPITAL			1	100%	1
MEMORIAL HOSPITAL LOS BANOS			1	100%	1
LANGLEY DIALYSIS			1	100%	1
NOVANT HEALTH PRINCE WILLIAM WELLNESS CENTER			1	100%	1
Crisp Regional Nursing and Rehab Center		1			1
FAMILY PRACTICE OF CENTRAL FLORIDA PA			1	100%	1
BAPTIST HOSPITAL EAST			1	100%	1
NEW YORK PRESBYTERIAN HOSPITAL			1	100%	1
Remarkable Healthcare Dallas			1	100%	1
MBMG OF WINTER HAVEN			1	100%	1
WALMART PHARMACY 10-4554		1			1
CHILDRENS SPECIALIST PEDIATRIC PULMMOLOGY &			1	100%	1
URGENT DOC -NACOGODOCHES CLINIC			1	100%	1
WHEATON FRANCISCAN LABORATORY			1	100%	1
MEDCARE-GARNERS FERRY			1	100%	1
Kroger 016 - The Little Clinic Centennial		1			1
GENESIS HEALTH SYSTEM			1	100%	1
CLINICAL PATHOLOGY LABORATORIES SOUTHEAST INC			1	100%	1
FIVE STAR PREMIER RESIDENCES OF POMPANO BEACH			1	100%	1
WALKERS DRUG STORE			1	100%	1
CORPUS CHRISTI MEDICAL CENTER			1	100%	1
PUBLIX PHARMACY #1122		1			1
HEALTH SERVICES-COLUMBIA COLLEGE		1			1
Rosa Coplon Jewish Home and Infirmary		1			1

# COVID-19: testing by laboratory

Data through May 3, 2021 verified as of May 4, 2021 at 09:25 AM

Data in this report are provisional and subject to change.

The numbers in the table below represent the number of Florida and non-Florida residents for whom test results were received by the Department of Health. A person can be tested by more than one laboratory and can have both positive and negative results. **Therefore, the sum of the numbers in each column will be larger than the total number of people tested.**

Reporting lab	Inconclusive	Negative	Positive	Percent positive	Total
COMMONWEALTH OF VIRGINIA DIVISION OF CONSOLIDATED LABORATORY SERVICES			1	100%	1
SUMMERLIN MEDICAL CENTRE			1	100%	1
DW MCMILLAN MEMORIAL HOSPITAL LABORATORY			1	100%	1
ACCESS TOTAL CARE			1	100%	1
SPECIALTY MOLECULAR - DENVER			1	100%	1
WORKFORCE HEALTH DEPARTMENT			1	100%	1
CHC			1	100%	1
SEATTLE-KING COUNTY			1	100%	1
HEALTHPLUS			1	100%	1
Kroger 447 - The Little Clinic Lebanon		1			1
Vi at Aventura		1			1
PALMETTO PRIMARY CARE PHYSICIANS			1	100%	1
KINGMAN REGIONAL MEDICAL CENTER			1	100%	1
Kroger 825 - The Little Clinic Dorothy Lane		1			1
PM PEDIATRICS PC			1	100%	1
WINCHESTER URGENT CARE, PC		1			1
RAYMOND F CARON MD			1	100%	1
WESLEY MEDICAL CENTER			1	100%	1
HEALTH CLINIC,THE		1			1
Davie Nursing & Rehabilitation Center		1			1
ROSE HAVEN NURSING CENTER		1			1
Livingston County Center for Nursing and Rehabilitation		1			1
Kroger 57 - The Little Clinic Jay C Charlestown		1			1
LAREDO CARE CLINIC NORTH		1			1
CARENOW-MONTGOMERY			1	100%	1
LOURDES URGENT CARE			1	100%	1
ST JUDE CARE CENTER		1			1
PHYSICIANS URGENT CARE			1	100%	1
CSI LABORATORIES FLORIDA			1	100%	1
URGENT CARE NORTHWEST		1			1
Vista Park			1	100%	1
INTERIM HHA OF ST AUGUSTINE INC		1			1
FIRSTCARE MEDICAL CENTER			1	100%	1
Diversicare of Smyrna		1			1
URGENT CARE OF COASTAL GEORGIA			1	100%	1
COLUMBIA CREST CARE & RAHAB		1			1
Linley Park Rehabilitation & Healthcare Center		1			1
ADVANCED CARDIOVASCULAR DIAGNOSTICS PL		1			1
UNITYPOINT HEALTH TRINITY			1	100%	1
THE CLINIC ON SIXTH			1	100%	1
NOORANI MEDICAL CENTER LLC			1	100%	1
Walgreens #11724		1			1
RM LAB LLC DBA EXPRESS LAB		1			1
PALM COTTAGE OPERATOR LLC			1	100%	1
PHYSICIAN ASSOCIATES, LLC			1	100%	1
STITCHES ACUTE CARE CENTER OF CHEYENNE			1	100%	1
CHILDRENS DOCTOR OF TAMPA BAY, THE			1	100%	1

# COVID-19: testing by laboratory

Data through May 3, 2021 verified as of May 4, 2021 at 09:25 AM

Data in this report are provisional and subject to change.

The numbers in the table below represent the number of Florida and non-Florida residents for whom test results were received by the Department of Health. A person can be tested by more than one laboratory and can have both positive and negative results. **Therefore, the sum of the numbers in each column will be larger than the total number of people tested.**

Reporting lab	Inconclusive	Negative	Positive	Percent positive	Total
FORT MYERS DIALYSIS		1			1
ATMORE COMMUNITY HOSPITAL			1	100%	1
SARASOTA MEMORIAL HEALTHCARE			1	100%	1
VALUE DRUG STORES INC		1			1
FLORIDA MEDICAL CLINIC PA GI			1	100%	1
SKYRIDGE CLINICAL ASSOCIATES		1			1
PAUL C SCHWARTZ & MELVIN L WEIDMAN		1			1
MEDIPLUS CLINIC, INC			1	100%	1
STAT EMERGENCY CENTER			1	100%	1
SOUTH FLORIDA EVALUATION AND TREATMENT		1			1
HONEY BROOK MED INVESTORS LTD/DBA		1			1
SAINT JOSEPHS HOSPITAL OF ATLANTA			1	100%	1
FLORIDA DIGESTIVE AND LIVER SPECIALISTS			1	100%	1
SPARTA HEALTH & REHAB		1			1
FAU MEMORY & WELLNESS CENTER			1	100%	1
OUCH URGENT CARE			1	100%	1
San Antonio Residence and Rehabilitation Center		1			1
PASTEUR MEDICAL HIALEAH GARDEN LLC			1	100%	1
UF HEALTH - WILDLIGHT			1	100%	1
LOPEZ		1			1
VA ST LOUIS HEALTH CARE SYSTEM			1	100%	1
			1	100%	1
Lemont Nursing and Rehab Center			1	100%	1
DORNOCH PLACE DEL PRADO		1			1
SILVERMAN			1	100%	1
FRITZINGERTOWN SENIOR LIVING		1			1
Birmingham Nursing & Rehab Center		1			1
HYDE PARK MEDICAL CENTER		1			1
INDIAN RIVER CLINICAL LABORATORY, INC.		1			1
DILELLA			1	100%	1
BALLAD HEALTH MEDICAL ASSOCIATES URGENT CARE			1	100%	1
CONSULATE HEALTH CARE OF VERO BEACH			1	100%	1
POMPANO BEACH ARTIFICIAL KIDNEY CENTER			1	100%	1
COLUMBUS REGIONAL HOSPITAL			1	100%	1
SUNCOAST RESEARCH GROUP LLC			1	100%	1
SIPERSTEIN DERMATOLOGY LLC			1	100%	1
Walgreens #9620		1			1
ELLIS HOSPITAL URGENT CARE CENTER LAB		1			1
DESTIN SURGERY CENTER LTD		1			1
INTERIM HEALTHCARE OF PALM COAST			1	100%	1
Williamstown Commons			1	100%	1
ANDERSON NURSING CENTER			1	100%	1
OAKVIEW INC		1			1
Traymore Nursing Center		1			1
Brattleboro Crossings LLC dba Pine Heights at Brattleboro		1			1
HEARTLAND OF ZEPHYRHILLS FL, LLC			1	100%	1
Hinesville VA Clinic		1			1

# COVID-19: testing by laboratory

Data through May 3, 2021 verified as of May 4, 2021 at 09:25 AM

Data in this report are provisional and subject to change.

The numbers in the table below represent the number of Florida and non-Florida residents for whom test results were received by the Department of Health. A person can be tested by more than one laboratory and can have both positive and negative results. **Therefore, the sum of the numbers in each column will be larger than the total number of people tested.**

Reporting lab	Inconclusive	Negative	Positive	Percent positive	Total
GABRIELA GOLDSTEIN MD PA			1	100%	1
SPRINGFIELD HOSPITAL			1	100%	1
SANFORD LABORATORY BISMARCK			1	100%	1
BOYKIN		1			1
FAITH FAMILY PRACTICE			1	100%	1
MED FIRST IMMEDIATE CARE AND FAMILY PRACTICE			1	100%	1
PINECREST MANOR		1			1
SUTTER GOULD MEDICAL FOUNDATION			1	100%	1
MEDHEALTH CLINICAL INC			1	100%	1
HAWAII DEPARTMENT OF HEALTH LAB			1	100%	1
Robert J Dole VAMC		1			1
CAROMONT HEALTH			1	100%	1
BLOOMINGDALE MEDICAL ASSOC			1	100%	1
ICARE		1			1
LABORATORY COPRORATION OF AMERICA			1	100%	1
YOUTH HEALTH CENTER OF HUNTINGTON		1			1
Elderwood at Williamsville		1			1
Summit Medical Group Morristown Oncology		1			1
BARTLE'S PHARMACY INC			1	100%	1
HATLEY HEALTH CARE, INC		1			1
BROOKSVILLE REGIONAL HOSP PATIENT CARE SERVICES			1	100%	1
MT VIEW			1	100%	1
Cerenity Senior Care-White Bear Lake		1			1
Kroger 541 - The Little Clinic Long Hollow Pike		1			1
MRMC LAB MICRO			1	100%	1
MEDEXPRESS URGENT CARE - LEOMINSTER		1			1
SLIDELL MEMORIAL HOSPITAL			1	100%	1
NEW ERA HEALTH CENTER INC		1			1
ALLEGHENY COUNTY HEALTH DEPARTMENT - PUBLIC HEALTH LABORATORY			1	100%	1
D'YOUVILLE SCHOOL OF PHARMACY		1			1
Lutheran Community at Telford		1			1
MYLAN-SOUTH POINT PA		1			1
Hearthstone Nursing and Rehabilitation Center		1			1
REGIONAL MEDICAL CENTER			1	100%	1
PARKVIEW OUTREACH COMMUNITY CENTER			1	100%	1
PROVIDENCE ST PETER HOSPITAL		1			1
HUNTSVILLE HOSPITAL			1	100%	1
WYTHE CNTY COMMUNITY HOSP LABORATORY			1	100%	1
CARDIAC AND VASCULAR CONSULTANTS MD PA		1			1
CONEY ISLAND HOSP			1	100%	1
LABWORKS LLC			1	100%	1
RIVERTON CBOC			1	100%	1
View Ridge Care Center		1			1
PSL JAX BEACH OPERATIONS LLC			1	100%	1
INTERIM HEALTHCARE			1	100%	1
CORPORATION OF AMERICA		1			1
INNOVATIVE HEALTH DIAGNOSTIC OF CALIFORNIA			1	100%	1



# COVID-19: testing by laboratory

Data through May 3, 2021 verified as of May 4, 2021 at 09:25 AM

Data in this report are provisional and subject to change.

The numbers in the table below represent the number of Florida and non-Florida residents for whom test results were received by the Department of Health. A person can be tested by more than one laboratory and can have both positive and negative results. **Therefore, the sum of the numbers in each column will be larger than the total number of people tested.**

Reporting lab	Inconclusive	Negative	Positive	Percent positive	Total
CONCENTRA - LEESBURG		1			1
CVS SC7012POCT BALLENTINE			1	100%	1
LCMC LAB SUBSECTION		1			1
ADVANCE CARDIOVASCULAR IMAGING, INC			1	100%	1
BROOKSVILLE REGIONAL HOSPITAL			1	100%	1
HEALTH ALLIANCE			1	100%	1
FAMILY HEALTHCARE SERVICES			1	100%	1
RADIANCE HEALTH RX		1			1
VETERANS AFFAIRS MEDICAL CENTER - EAST ORANGE			1	100%	1
MORGAN STANELY HEALTH CENTER		1			1
MEDEXPRESS URGENT CARE - JACKSON		1			1
CATHEDRAL GERONTOLOGY CENTER DBA CATHEDRAL CARES			1	100%	1
HOLMES FAMILY PRACTICE PA			1	100%	1
SPECTRUM LUDINGTON			1	100%	1
FAMILY MEDICAL CENTER OF HOLLYWOOD PA			1	100%	1
KID FIXERS		1			1
UNIVERSITY OF MIAMI - LENNAR CENTER			1	100%	1
WALGREEN#12147		1			1
EH FARGO HOSPITAL LABORATORY			1	100%	1
ABRAKIDABRA KIDS CLINIC			1	100%	1
Jewish Senior Services		1			1
CVS OH3481POCT MARYSVILLE		1			1
MEDICAL UNIVERSITY OF SOUTH CAROLINA			1	100%	1
HOSPITALS OF PROVIDENCE TRANSMOUNTAIN CAMPUS, THE			1	100%	1
ARIZONA STATE LABORATORY			1	100%	1
Chateau Dville Rehab & Retirement		1			1
MED FIRST URGENT CARE CENTERS INC			1	100%	1
ADVANCED CARDIOVASCULAR DIAGNOSTICS OF FL			1	100%	1
APPLECARE URGENT CARE			1	100%	1
MAINE HEALTH AND ENVIRONMENTAL TESTING LABORATORY			1	100%	1
CARE ADVANTAGE			1	100%	1
NF Escambia, LLC DBA Olive BranchHealth and Rehabilitaion Center			1	100%	1
ST CATHERINE HOSPITAL LABORATORY			1	100%	1
SAINT FRANCIS HOSPITAL			1	100%	1
LAKEWOOD RANCH URGENT CARE PA			1	100%	1
Churchman Village LLC		1			1
QUINCY DIALYSIS			1	100%	1
PLANT CITY FIRE RESCUE		1			1
CHILTON URGENT CARE			1	100%	1
SUPERKIDS PEDIATRICS			1	100%	1
OKLAHOMA BLOOD INSTITUTE			1	100%	1
Absolut Care of Gasport		1			1
MIAMI JEWISH DIALYSIS			1	100%	1
NORTH FLORIDA CHILD DEVELOPMENT, INC			1	100%	1
HEARTLAND NURSING & REHABILITATION		1			1
JOHN H. STROGER, JR. HOSPITAL OF COOK COUNTY			1	100%	1
Excel Care Center			1	100%	1

# COVID-19: testing by laboratory

Data through May 3, 2021 verified as of May 4, 2021 at 09:25 AM

Data in this report are provisional and subject to change.

The numbers in the table below represent the number of Florida and non-Florida residents for whom test results were received by the Department of Health. A person can be tested by more than one laboratory and can have both positive and negative results. **Therefore, the sum of the numbers in each column will be larger than the total number of people tested.**

Reporting lab	Inconclusive	Negative	Positive	Percent positive	Total
SOUTHEASTERN INTEGRATED MEDICAL PL			1	100%	1
Kroger 532 - The Little Clinic Murfreesboro		1			1
HENRICO DOCTORS HOSPITAL LABORATORY			1	100%	1
Waddell Nursing & Rehab Center		1			1
CHILTON MEDICAL CENTER		1			1
Medilodge of Kalamazoo		1			1
CHI ST. LUKE'S HEALTH BCM MEDICAL CENTER			1	100%	1
SUNSHINE FAMILY & WELLNESS CENTER			1	100%	1
BREVARD COUNTY JAIL			1	100%	1
WALGREENS # 12338		1			1
CHILDRENS AT NORTH POINT URGENT CARE L		1			1
MODERN URGENT CARE			1	100%	1
APPLECARE URGENT CARE KINGSLAND			1	100%	1
Kroger 523 - The Little Clinic Dickson			1	100%	1
PROGRESSIVE MEDICAL LAB LLC			1	100%	1
BRISTOL REGINAL MEDICAL CENTER			1	100%	1
US LABORATORIES			1	100%	1
HENRICO DOCTOR'S LABORATORY			1	100%	1
HEALTH GUAGE			1	100%	1
SOUTH FLORIDA URGENT CARE CENTERS, LLC			1	100%	1
FLORIDA WATERMAN HOSPITAL			1	100%	1
MOUNT DORA DIALYSIS			1	100%	1
LAKE VIEW COURT		1			1
Raleigh Center (WV)			1	100%	1
SILVER SPRINGS SHORES DIALYSIS			1	100%	1
DPH OP LAB			1	100%	1
AML DIAGNOSTICS- ADV TESTING IN METABOLIC MEDICINE			1	100%	1
Good Samaritan Society - Albion		1			1
PATIENT FIRST - NEWTOWN ROAD			1	100%	1
AMBRY GENETICS CORP	1				1
CENTRAL FLORIDA MEDICAL CARE			1	100%	1
JUPITER MEDICAL GROUP			1	100%	1
MAGGY PHARMACY INC		1			1
KEY WEST BRANCH MEDICAL CLINIC			1	100%	1
PARK AVENUE MEDICAL PROFESSIONALS		1			1
ADVANCED LABORATORY SERVICES			1	100%	1
Bay View Nursing and Rehabilitation Center			1	100%	1
Grays Harbor Health and Rehabilitation		1			1
THE NEW JEWISH HOME		1			1
SOPHIA MEDICAL ASSOCIATES, PC			1	100%	1
BAPTIST HEALTH FLOYD			1	100%	1
OMNICARE PHARMACY OF TEXAS 1, LP		1			1
ENT & ALLERGY ASSOCIATES, LLP - SLEEPY HOLLOW (ABBOTT)		1			1
ADDINGTON PLACE EAST LAKE		1			1
CLIFTON SPRINGS		1			1
SPACE COAST COMMUNITY PHARMACY			1	100%	1
KIDS HEALTH ALLIANCE PA			1	100%	1

# COVID-19: testing by laboratory

Data through May 3, 2021 verified as of May 4, 2021 at 09:25 AM

Data in this report are provisional and subject to change.

The numbers in the table below represent the number of Florida and non-Florida residents for whom test results were received by the Department of Health. A person can be tested by more than one laboratory and can have both positive and negative results. **Therefore, the sum of the numbers in each column will be larger than the total number of people tested.**

Reporting lab	Inconclusive	Negative	Positive	Percent positive	Total
LAKE COMMUNITY ACTION AGENCY		1			1
IVAN, MAYA			1	100%	1
HEALTHCARE PARTNERS FAMILY MEDICINE LLC			1	100%	1
AMBULATORY CARE CLINIC, LLC			1	100%	1
PALM BEACH COUNTY HEALTH DEPT.			1	100%	1
Lenbrook		1			1
ORMOND BEACH DIALYSIS			1	100%	1
Kroger - KRO01100688			1	100%	1
CORVALLIS CLINIC PC LAB		1			1
ADVENTHEALTH MEDICAL GROUP FAMILY			1	100%	1
CENTER AT WATERFRONT		1			1
Kroger 395 - The Little Clinic Blanchester		1			1
HOLYCROSS URGENT CARE AND IMAGING CENTER		1			1
ALTA BATES SUMMIT MEDICAL CENTER CLINICAL LAB			1	100%	1
Kroger 531 - The Little Clinic Waterville		1			1
UHS BINGHAMTON GENERAL			1	100%	1
MEDEXPRESS URGENT CARE - LAWTON		1			1
YOUR KIDS URGENT CARE			1	100%	1
Maple Lawn MCF		1			1
KELLY			1	100%	1
Kempsville Health and Rehab Center		1			1
LAURELS OF ATHENS, THE		1			1
OHIOHEALTH URGENT CARE			1	100%	1
MEDEXPRESS URGENT CARE - WILLINGBORO		1			1
WVU MEDICINE - WESTON			1	100%	1
Errera Community Care Center		1			1
PASCO COUNTY HEALTH DEPARTMENT			1	100%	1
MINNESOTA HERITAGE HOUSE		1			1
DORA HOME CARE			1	100%	1
Quince Nursing and Rehabilitation Center		1			1
PALMA CEIA MED GROUP-SWANN		1			1
MEMPHIS URGENT CARE #2, LLC			1	100%	1
VIP FAMILY PRACTICE			1	100%	1
BROOKDALE WEST PALM BEACH			1	100%	1
FLORIDA HOSPITAL TRANSPLANT CENTER		1			1
PALM BEACH PEDIATRIC UROLOGY			1	100%	1
RAAZI CLINICAL LABORATORY LLC			1	100%	1
Stonespring Transitional Care		1			1
THYROID SPECIALTY LABORATORY			1	100%	1
Encompass Health Rehab Hosp Harmarville		1			1
CLARKSVILLE MANOR INC		1			1
WELLPATH			1	100%	1
TRIPLE O RESEARCH INSTITUTE PA			1	100%	1
PREVENTIVE CARDIOLOGY AND INTERNAL MEDICINE ASSOCI			1	100%	1
CORE OCCUPATIONAL MEDICINE			1	100%	1
NHC HEALTH CARE CENTER		1			1
NEW ULM MEDICAL CENTER			1	100%	1

# COVID-19: testing by laboratory

Data through May 3, 2021 verified as of May 4, 2021 at 09:25 AM

Data in this report are provisional and subject to change.

The numbers in the table below represent the number of Florida and non-Florida residents for whom test results were received by the Department of Health. A person can be tested by more than one laboratory and can have both positive and negative results. **Therefore, the sum of the numbers in each column will be larger than the total number of people tested.**

Reporting lab	Inconclusive	Negative	Positive	Percent positive	Total
METHODISM MIDLOTHIAN MEDICAL CENTER			1	100%	1
BAPTIST MEDICAL PLAZA AT MIAMI LAKES DIAGNOSTICS			1	100%	1
LAKE CHELAN COMMUNITY HOSPITAL		1			1
Kingston of Ashland		1			1
GPI MEDICAL CENTER, INC			1	100%	1
Walgreens #5421		1			1
PRESTIGE ER			1	100%	1
Advanced Health Care of St. George		1			1
GEORGETOWN URGENT CARE			1	100%	1
ADVOCATE GOOD SAMARITAN			1	100%	1
NHSN_AIMS		1			1
ADVENTHEALTH DURAND			1	100%	1
CLIFTON-FINE HOSPITAL LABORATORY		1			1
MORELL			1	100%	1
SGMC- SMITH NORTHVIEW CAMPUS			1	100%	1
Bolingreen Health and Rehabilitation		1			1
Walgreens #9121		1			1
IC LABS			1	100%	1
TITAN GENOMICS, LLC			1	100%	1
WALGREENS #12624		1			1
HEARTLAND PHARMACY SEBRING			1	100%	1
SIGNATURE HEALTHCARE OF BUCKHEAD		1			1
KISSIMMEE HOME TRAINING		1			1
Good Samaritan Society-Atkinson		1			1
COASTAL MANOR		1			1
VIP STARNETWORK		1			1
MIAMI CHILDRENS HOSPITAL MIDTOWN OUTPATIENT CENTER			1	100%	1
WALGREENS #05150		1			1
STOPWATCH URGENT CARE			1	100%	1
Villa Maria			1	100%	1
CVS TX7824POCT GARLAND		1			1
Kroger 805 - The Little Clinic Lewis Center		1			1
Masonic Medical Research Institute			1	100%	1
UPMC NORTHWEST HOSPITAL			1	100%	1
MEDEX CLINIC LLC			1	100%	1
CFHC - FROSTPROOF			1	100%	1
DUKE UNIVERSITY MEDICAL CENTER			1	100%	1
TILLAMOOK COUNTY GENERAL HOSPITAL LAB		1			1
CVS PA2867POCT FOLSOM		1			1
LADY OF THE SEA HOSPITAL LAB			1	100%	1
UNITED PHYSICIAN GROUP FAMILY MEDICINE OF HAMPTON		1			1
FLORIDA STATE UNIVERSITY HEALTH SERVICES			1	100%	1
STANLY REGIONAL MEDICAL CENTER			1	100%	1
AUGUSTA HEALTH SD			1	100%	1
JET MEDICAL CENTER			1	100%	1
Arlington Health and Rehabilitation		1			1
COSTCO PHARMACY #1023			1	100%	1

# COVID-19: testing by laboratory

Data through May 3, 2021 verified as of May 4, 2021 at 09:25 AM

Data in this report are provisional and subject to change.

The numbers in the table below represent the number of Florida and non-Florida residents for whom test results were received by the Department of Health. A person can be tested by more than one laboratory and can have both positive and negative results. **Therefore, the sum of the numbers in each column will be larger than the total number of people tested.**

Reporting lab	Inconclusive	Negative	Positive	Percent positive	Total
CELEBRATION FAMILY PHYSICIANS LLC			1	100%	1
NCH HEALTHCARE CREEKSIDE ENDOSCOPY			1	100%	1
MARYWOOD HEIGHTS		1			1
SINAI URGENT CARE FORT WORTH, LLC			1	100%	1
Kroger 527 - The Little Clinic Hwy 70 S.		1			1
INDIGO PALMS			1	100%	1
HOLYOKE MEDICAL CENTER			1	100%	1
Accordius Health at Gastonia			1	100%	1
LAB. CORP. OF AMERICA			1	100%	1
UCSD MICROBIOLOGY LABORATORY			1	100%	1
Diversicare of Eupora		1			1
CENTRAL TX URGENT CARE			1	100%	1
LOUNDY		1			1
CAN COMMUNITY HEALTH NORTH MIAMI, FL		1			1
ONPOINT URGENT CARE			1	100%	1
WELLSTREET SMYNA URGENT CARE		1			1
WALGREENS #05432		1			1
AMALIA'S COMMUNITY CLINIC, CORP			1	100%	1
VIVIAN SIMMONS FAMILY PRACTICE			1	100%	1
KATHY L ANDERSON DO PA			1	100%	1
HALIFAX FAMILY HEALTH CENTER			1	100%	1
YOUR HEALTH PEDIATRICS INC			1	100%	1
NORTH WEST FLORIDA DIAGNOSTIC ENOCRINOLOGY CLINIC			1	100%	1
CLINIC OF PLANT CITY, THE		1			1
ANDREWS			1	100%	1
Central Alabama Veterans HCS - East Campus		1			1
CLINTON DRUG STORE		1			1
Kroger 539 - The Little Clinic Memorial Blvd.		1			1
CLINICAL LABORATORY DEPARTMENT			1	100%	1
Oakview Manor Health and Rehab		1			1
IDAHO HEALTH DEPARTMENT			1	100%	1
Garden Villa Bedford		1			1
FLORIDA MEDICAL CLINIC, PA		1			1
HANCOCK REGIONAL HOSPITAL		1			1
HOMESTEAD MEDICAL CLINIC PA			1	100%	1
NORTH CAROLINA STATE LABORATORY OF PUBLIC HEALTH, SPECTRUM LAB NETWORK			1	100%	1
NANCY M WORTHINGTON MD PA			1	100%	1
ADVANCE GASTROENTEROLOGY			1	100%	1
CHILDRENS HEALTHCARE CTE OF NORTHERN		1			1
RENEGADEXBIO, PBC	1				1
WALGREENS #11572		1			1
PROVIDENCE HOSPITAL			1	100%	1
ASHLEY PEDICATRICS DAY AND NIGHT CLINIC			1	100%	1
Riverside Nursing & Rehabilitation Center		1			1
Oak Hill Health & Rehabilitation Center			1	100%	1
TALLAHASSEE DIALYSIS		1			1
WINCHESTER HOSPITAL			1	100%	1



# COVID-19: testing by laboratory

Data through May 3, 2021 verified as of May 4, 2021 at 09:25 AM

Data in this report are provisional and subject to change.

The numbers in the table below represent the number of Florida and non-Florida residents for whom test results were received by the Department of Health. A person can be tested by more than one laboratory and can have both positive and negative results. **Therefore, the sum of the numbers in each column will be larger than the total number of people tested.**

Reporting lab	Inconclusive	Negative	Positive	Percent positive	Total
LIBERTY COMMONS NURSING AND REHABILITA		1			1
PINEVILLE PHARMACY			1	100%	1
J F K PEDIATRICS			1	100%	1
MED LAB SERVICES, LLC			1	100%	1
MED TECH CLINICAL LABORATORY		1			1
WATERSIDE HEALTH & REHAB CENTER, LLC		1			1
CLINICAL MICROBIOLOGY LAB FAIRVIEW UNIVERSITY HOSPITAL			1	100%	1
CARESPOT - WELLINGTON			1	100%	1
INTERNAL MEDICINE GROUP OF WINTER HAVEN PA		1			1
JAMES A HENRY MD LLC			1	100%	1
MEDPOST URGENT CARE - CIBOLO			1	100%	1
GULF BREEZE TREATMENT CENTER, LLC			1	100%	1
LINCOLN COUNTY MEDICAL CENTER		1			1
JOHNSON MEDICAL SERVICES			1	100%	1
BRIDGEWATER PARK ASSISTED LIVING LLC			1	100%	1
MEDEXPRESS WELL - OLDSMAR			1	100%	1
DEPARTMENT OF HEALTH SERVICES			1	100%	1
PENNY PEDIATRICS		1			1
PENROSE HOSPITAL			1	100%	1
BACON COUNTY HOSPITAL		1			1
SUNY AT STONY BROOK			1	100%	1
NEMOURS CHILDRENS URGENT CARE			1	100%	1
FAMILY MEDICAL CENTERS			1	100%	1
TMH PHYSICIAN PARTNERS WAKULLA			1	100%	1
PRINCIPLE DIAGNOSTICS LLC			1	100%	1
BOCA RATON PHYSICIANS PA			1	100%	1
PARKWAY REGIONAL MEDICAL CENTER LAB			1	100%	1
BAPTIST ASI			1	100%	1
Mission Arch Center		1			1
TRAVIS LEE THOMPSON MD			1	100%	1
NIHCC			1	100%	1
DEVITA		1			1
WELLINGTON WEST 100176			1	100%	1
SEVEN HILLS HEALTHCARE GROUP LLC DBA		1			1
SOUTH SEMINOLE HOSPITAL POCT			1	100%	1
Waycross VA CBOC		1			1
SUN CITY DIAGNOSTIC CENTER			1	100%	1
MANCHESTER COMMONS		1			1
EXACCARE KINGSTON, LLC			1	100%	1
LIFESTREAM BEHAVIORAL CENTER INC			1	100%	1
SANTA MONICA FERTILITY			1	100%	1
SYNAPSE ANALYTICAL LABS		1			1
ST. LUKE'S HOSPITAL			1	100%	1
The Jordan Center		1			1
ATHENS MEDICAL CENTER			1	100%	1
ALL PRO ORTHOPEDICS & SPORTS MEDICINE, PA			1	100%	1
HUDSON REGIONAL HOSPITAL			1	100%	1

# COVID-19: testing by laboratory

Data through May 3, 2021 verified as of May 4, 2021 at 09:25 AM

Data in this report are provisional and subject to change.

The numbers in the table below represent the number of Florida and non-Florida residents for whom test results were received by the Department of Health. A person can be tested by more than one laboratory and can have both positive and negative results. **Therefore, the sum of the numbers in each column will be larger than the total number of people tested.**

Reporting lab	Inconclusive	Negative	Positive	Percent positive	Total
NEW HANOVER REGIONAL MEDICAL CENTER			1	100%	1
Ashland Place Health and Rehabilitation, LLC		1			1
JOHN PETER SMITH HOSPITAL- OB TRIAGE			1	100%	1
SMYTH COUNTY COMMUNITY HOSPITAL LABORATORY			1	100%	1
MEMORIAL SATILLA HEALTH			1	100%	1
FAMILY & INTERNAL MEDICINE CENTER		1			1
BAXTER REGIONAL MEDICAL CENTER			1	100%	1
ALTAMONTE SPRINGS WALK IN MED CENTER			1	100%	1
LABORATORIO MEDICO CENTRAL CONDOMINO MD			1	100%	1
HSRE-ASL CASSELBERRY TRS, LLC			1	100%	1
Kroger 618 - The Little Clinic Trail Creek Village		1			1
Kroger - KRO03400316			1	100%	1
SUTTER HEALTH SACRAMENTO SIERRA REGION			1	100%	1
SHERIDAN VAMC		1			1
ELLCOTT CENTER FOR REHABILITATION AND		1			1
ASHLEY PEDIATRICS DAY & NIGHT CLINIC			1	100%	1
PARK AVENUE DERMATOLOGY NORTH			1	100%	1
HOWELL BRANCH COURT			1	100%	1
Encompass Health Rehab Hosp Tinton Falls		1			1
Northwest Metro VA OPC		1			1
SPELMAN COLLEGE DEPT OF HEALTH SERVICE		1			1
TREASURE COAST MEDICAL CONCIERGE LLC			1	100%	1
ABBOTT LABORATORIES ROSS PRODUCTS			1	100%	1
American Fork Care Center dba Heritage Care Center		1			1
PHOEBE PRIMARY CARE CAMILLA			1	100%	1
KIOSK MEDICINE KENTUCKY LLC		1			1
AIRPORT MEDICAL SOLUTIONS ORLANDO			1	100%	1
CONNECTICUT CVS PHARMACY, LLC		1			1
LEE HEALTH KIDS URGENT CARE		1			1
UNIVERSITY PLACE NURSING CENTER		1			1
ST. MICHAEL'S ELITE HOSPITAL			1	100%	1
Parkside Manor		1			1
Mountain City Care and Rehabilitation Center		1			1
ADVENTHEALTH HOME CARE WATERMAN			1	100%	1
UF HEALTH THE VILLAGES			1	100%	1
NEXTCARE SUN CITY			1	100%	1
PALM BEACH COUNTY SHERIFF OFFICE			1	100%	1
NATIONAL GENETIC INSTITUTE			1	100%	1
NORTHEAST GEORGIA HEALTH SYSTEM			1	100%	1
MEDEXPRESS URGENT CARE - MT EPHRAIM		1			1
SHAW MEDICAL GROUP LLC			1	100%	1
Diversicare of Ripley		1			1
FREDERICK AVENUE GROUP HOME		1			1
MADISON AT OVIEDO			1	100%	1
DSL TENANT II LLC			1	100%	1
CHRISTUS GOOD SHEPHERD MEDICAL CENTER			1	100%	1
Integrity Healthcare of Carbondale			1	100%	1

# COVID-19: testing by laboratory

Data through May 3, 2021 verified as of May 4, 2021 at 09:25 AM

Data in this report are provisional and subject to change.

The numbers in the table below represent the number of Florida and non-Florida residents for whom test results were received by the Department of Health. A person can be tested by more than one laboratory and can have both positive and negative results. **Therefore, the sum of the numbers in each column will be larger than the total number of people tested.**

Reporting lab	Inconclusive	Negative	Positive	Percent positive	Total
Kroger 588 - The Little Clinic Thompsons Station		1			1
Cornerstone at the Ranch		1			1
MIAMI-DADE COUNTY HEALTH DEPT.		1			1
PARTNERS IN PRIMARY CARE		1			1
PORT ORANGE DIALYSIS			1	100%	1
DR. K PEDIATRICS			1	100%	1
MEDICAL EXAMINERS OFFICE, LEESBURG			1	100%	1
SOMA MEDICAL CENTER PA #4			1	100%	1
Vibrallife of El Paso Rehabilitation Center			1	100%	1
WAYCROSS INTRTNAL MEDICINE			1	100%	1
St. Catherine's manor of Findlay		1			1
SELF REGIONAL HEALTHCARE			1	100%	1
SC-GA2018 MCCORMICK REHAB & HEALTHCARE		1			1
DOCTORS HOSPITAL OF LAREDO			1	100%	1
BUFFALO VAMC			1	100%	1
SAMSON MEDICAL CLINIC			1	100%	1
ROBERT TAYLOR COMMUNITY COMPLEX			1	100%	1
CARENOW URGENT CARE-HENDERSONVILLE		1			1
LABORATORIO BUENA SALUD			1	100%	1
SOUTHEASTERN HEALTH FACILITES, INC		1			1
SOUTHWEST ORLANDO FAMILY MEDICINE, PL			1	100%	1
ST LUKE LUTHERAN HOME		1			1
BLUE RIDGE URGENT CARE MORGANTON			1	100%	1
BIOLOGICAL AND CHEMICAL EMERGENCIES LABORATORY			1	100%	1
EMERY MEDICAL CENTER			1	100%	1
Medilodge of Midland		1			1
ENT AND ALLERGY ASSOCIATES, LLP		1			1
PUBLIC HEALTH LABORATORIES			1	100%	1
EMERALD HEALTH CARE		1			1
PINNACLE DIALYSIS		1			1
MID-SOUTH URGENT CARE, PLLC			1	100%	1
LOUIS STOKES CLEVELAND VA MEDICAL CENTER			1	100%	1
NORTHWEST FLORIDA SPECIALTY PHYSICIANS LLC		1			1
BIOMAT USA INC			1	100%	1
STEWART MEDICAL GROUP INC			1	100%	1
MEMORIAL HOSPITAL - BELLEVILLE			1	100%	1
Kroger 907 - The Little Clinic Holland		1			1
Wexner Heritage House			1	100%	1
NICKLAUS CHILDREN'S DORAL OUTPATIENT CENTER			1	100%	1
ERIE COUNTY EMERGENCY SERVICES DIV OF		1			1
TRANSCEND PERFORMANCE AND LIFESTYLE INSTITUTE			1	100%	1
AFTER HOURS CARE OF AMERICUS INCORPORA			1	100%	1
ENZO LABS INC			1	100%	1
ATHENA PLASTIC SURGERY		1			1
HEALTH CHOICES, PLLC		1			1
PANCARE HEALTH - BRUCE			1	100%	1
EAST END PEDIATRICS		1			1

# COVID-19: testing by laboratory

Data through May 3, 2021 verified as of May 4, 2021 at 09:25 AM

Data in this report are provisional and subject to change.

The numbers in the table below represent the number of Florida and non-Florida residents for whom test results were received by the Department of Health. A person can be tested by more than one laboratory and can have both positive and negative results. **Therefore, the sum of the numbers in each column will be larger than the total number of people tested.**

Reporting lab	Inconclusive	Negative	Positive	Percent positive	Total
US PUBLIC HEALTH SERVICE HOSPITAL			1	100%	1
WATERTOWN URGENT CARE		1			1
Premier Estates of Dublin, LLC		1			1
SAN JOSE CLINIC		1			1
BLACKBERRY CENTER, THE		1			1
TCPA CLINICAL LABORATORIES			1	100%	1
CONCIERGE INTERNAL MEDICINE ASSOCIATES			1	100%	1
DAYTONA BEACH CENTRA CARE			1	100%	1
CASS LAKE PHS INDIAN HOSPITAL		1			1
CASA DE ORO CARE AND REHABILITATION CE		1			1
DESERT ROSE FL LLC		1			1
BROOKDALE AVONDALE (BU 04360)			1	100%	1
ORMOND PEDIATRICS PA			1	100%	1
WESTOX LABS		1			1
WESTMINSTER COLLEGE		1			1
SCRIPTS PLUS INC DBA THE MEDICINE SHOP		1			1
HEALTH PLUS SUNRISE MEDICAL OFFICE			1	100%	1
GATEWAY COMMUNITY SERVICES INC			1	100%	1
FHPG INTERNAL MEDICINE OF BRANDON			1	100%	1
WILMINGTON NURSING AND REHAB			1	100%	1
CHATSWORTH ASSISTED LIVING COMMUNITY AT PGA NATIONAL			1	100%	1
COMMUNITY MEDICAL CARE			1	100%	1
FIT4LIFE MEDICAL CENTER			1	100%	1
Altenheim Senior Living		1			1
LAKE VISTA DIALYSIS			1	100%	1
LOVELACE WOMEN'S HOSPITAL		1			1
ST JOHN'S HOME CARE			1	100%	1
BMRHC HARRISON		1			1
Kroger 126 - The Little Clinic Cottonwood		1			1
HIGHLAND LABORATORY			1	100%	1
RAMBAM URGENT CARE			1	100%	1
JOHN HOPKINS WELLNESS CENTER PEPSICO			1	100%	1
VillageCare Rehabilitation and Nursing Center		1			1
NHC HealthCare St. Charles		1			1
ADVANCED MEDICAL LABORATORIES (AML)			1	100%	1
QUALITY LAB			1	100%	1
MORGAN MEDICAL CENTER		1			1
TWIN			1	100%	1
Kroger 569 - The Little Clinic Gallatin		1			1
LADY LAKE FAMILY MEDICINE			1	100%	1
Dugan Memorial Home		1			1
MEDEXPRESS URGENT CARE-HAVERHILL		1			1
STAYING HEALTHY MEDICAL SERVICES			1	100%	1
POUDRE VALLEY HOSPITAL			1	100%	1
CAREATC - WISCONSIN PIPE-FITTERS			1	100%	1
ST LUKE'S BOISE REGIONAL MEDICAL CENTER		1			1
SPORTS MEDICINE CLINIC - U OF WYOMING			1	100%	1

# COVID-19: testing by laboratory

Data through May 3, 2021 verified as of May 4, 2021 at 09:25 AM

Data in this report are provisional and subject to change.

The numbers in the table below represent the number of Florida and non-Florida residents for whom test results were received by the Department of Health. A person can be tested by more than one laboratory and can have both positive and negative results. **Therefore, the sum of the numbers in each column will be larger than the total number of people tested.**

Reporting lab	Inconclusive	Negative	Positive	Percent positive	Total
Life Care Center of Paradise Valley		1			1
LAB TEST KENDALL LLC		1			1
AHUJA MEDICAL CENTER			1	100%	1
CRESTHAVEN			1	100%	1
DORAL KIDNEY CENTER			1	100%	1
AristaCare at Meadow Springs		1			1
MYCLINIC, INC			1	100%	1
ROSLYN INTERNAL MEDICINE		1			1
NC STATE LAB OF PUBLIC HEALTH			1	100%	1
ROSE MEDICAL CENTER LAB			1	100%	1
BETHESDA HEALTH PHYSICIANS GROUP		1			1
PEDIATRIC URGENT CARE CENTR OF FORT WORTH-LA GRAN			1	100%	1
PEDIATRIC PARTNERS ZEPHYRHILLS			1	100%	1
CMC MERCY LABORATORY			1	100%	1
NULEASE MEDICAL SOLUTIONS			1	100%	1
ADVENTHEALTH MEDICAL GROUP PEDIATRICS DIABETES &			1	100%	1
Signature HealthCare of Bowling Green		1			1
LANGLADE			1	100%	1
Smg At Bridgewater Family Medicine		1			1
Walgreens #17445		1			1
CVS MI22230CV WAYNE COUNTY COMMUNITY COLLEGE			1	100%	1
ManorCare Yeadon		1			1
LEE MEMORIAL HEALTH SYSTEMS HOME HEALTH		1			1
Piqua Manor		1			1
PALMETTO CHARTER SCHOOL□		1			1
ADVENTHEALTH SENIOR CARE AT ORMOND			1	100%	1
UNIVERSITY OF MIAMI PRIMARY CARE SITE UMHC 3039			1	100%	1
MANHATTAN COLLEGE HEALTH SERVICES		1			1
MULTICARE PHYSICIANS			1	100%	1
LIFESPAN HEALTH - SELMER		1			1
SIGNATURE CARE COLLEGE STATION			1	100%	1
REHABILITATION CENTER OF ALBUQUERQUE		1			1
Heritage of Red Cloud		1			1
MEDICAL ASSOCIATES OF CARTER		1			1
RIO GRANDE REGIONAL HOSPITAL FAMILY PRACTICE CLINC			1	100%	1
MEDLABS OF FLORIDA LLC D/B/A MEDLABS DIAGNOSTICS		1			1
REDMOND URGENT CARE			1	100%	1
NEMOURS CHILDREN'S PRIMARY CARE			1	100%	1
MEDEXPRESS URGENT CARE-BRENTWOOD		1			1
MEA PRIMARY CARE PLUS BYRAM			1	100%	1
WARREN GENERAL HOSPITAL			1	100%	1
MERITUS MEDICAL CENTER			1	100%	1
Keller Landing Center		1			1
CVS MA1875POCT ASHLAND			1	100%	1
INTERNAL MEDICINE EMILIA MURRAY MD PA		1			1
Walgreens #10988		1			1
KEY BISCAYNE PEDIATRIC ASSOCIATES INC			1	100%	1



# COVID-19: testing by laboratory

Data through May 3, 2021 verified as of May 4, 2021 at 09:25 AM

Data in this report are provisional and subject to change.

The numbers in the table below represent the number of Florida and non-Florida residents for whom test results were received by the Department of Health. A person can be tested by more than one laboratory and can have both positive and negative results. **Therefore, the sum of the numbers in each column will be larger than the total number of people tested.**

Reporting lab	Inconclusive	Negative	Positive	Percent positive	Total
Freedom Pointe at The Villages			1	100%	1
XSTREMEMD			1	100%	1
LEE MEMORIAL HOSPITAL OUTPATIENT SURGERY CENTER			1	100%	1
PARKVIEW MANOR NURSING HOME		1			1
CARE STATION MEDICAL GROUP		1			1
NORTH BREVARD CHILDRENS MEDICAL CENTER			1	100%	1
CLEVELAND CLINIC FLORIDA WAIVED			1	100%	1
REHABILITATION CENTER OF SOUTH GEORGIA		1			1
CYPRESS CREEK DIALYSIS CTR			1	100%	1
Longwood Community Living Center		1			1
Wedgewood Manor		1			1
MISSOURI DEPARTMENT OF HEALTH AND SENIOR SERVICES - STATE PH LAB		1			1
GALVESTON COUNTY HEALTH DISTRICT			1	100%	1
Kroger - KR070300083			1	100%	1
RESIDENCES AT MIAMI / REIGN GARDENS LLC, THE			1	100%	1
Brio of Johnston		1			1
PALMETTO ARTIFICIAL KIDNEY CENTER			1	100%	1
LIFE CARE CENTER OF CLEVELAND		1			1
BRIDGEWAY CENTER INC			1	100%	1
PROGRESSIVE URGENT CARE, PC			1	100%	1
TEXAS HEALTH HARRIS METHODIST HOSPITAL			1	100%	1
MID FLORIDA DERMATOLOGY ASSOCIATES PA			1	100%	1
BROOKDALE FORT MYERS LAKES PARK			1	100%	1
QUICKCARE HEALTH, INC			1	100%	1
Brookdale Southside			1	100%	1
ELATION HEALTH		1			1
SELECT SPECIALTY HOSPITAL - ORLANDO SOUTH			1	100%	1
CDPH K-12 SCHOOL LABORATORIES (HILLSBOROUGH CITY SCHOOL DISTRICT)			1	100%	1
WELLMED AT LINEBAUGH AVE			1	100%	1
NEMOURS CHILDREN'S			1	100%	1
VITAL CARE			1	100%	1
CVS AZ4795POCT MESA		1			1
Caldwell Care		1			1
CLINICAL CARE, INC			1	100%	1
UNIVERSITY OF MARYLAND PATHOLOGY ASSOCIATES			1	100%	1
Lakeland Nursing and Rehabilitation Center LLC		1			1
Willow Ridge Center		1			1
YUMA REGIONAL MEDICAL CENTER			1	100%	1
MOSOLF PEDIATRICS PA			1	100%	1
LAKE REGIONAL HEALTH			1	100%	1
Good Shepherd Fairview Home, Inc.		1			1
Lopatcong Center		1			1
PANCARE HEALTH - NORTHSIDE ELEMENTARY			1	100%	1
CVS MA634POCT KINGSTON			1	100%	1
SEASONS HOSPICE AND PALLIATIVE CARE OF			1	100%	1
Country View of Sunbury			1	100%	1
GULF COUNTY HEALTH DEPARTMENT			1	100%	1

# COVID-19: testing by laboratory

Data through May 3, 2021 verified as of May 4, 2021 at 09:25 AM

Data in this report are provisional and subject to change.

The numbers in the table below represent the number of Florida and non-Florida residents for whom test results were received by the Department of Health. A person can be tested by more than one laboratory and can have both positive and negative results. **Therefore, the sum of the numbers in each column will be larger than the total number of people tested.**

Reporting lab	Inconclusive	Negative	Positive	Percent positive	Total
TUNIS STREET GROUP HOME		1			1
MOUNT SINAI HOSPITAL OF QUEENS			1	100%	1
USA Healthcare LTC, LLC - Folsom Center for Rehabilitation & Healthca		1			1
Consulate Health Care of Tallahassee			1	100%	1
ANSWERS RESOURCE FACILITY		1			1
CEPERO PEDIATRICS PA			1	100%	1
JEFFREY A HIRSCHFIELD, MD PA			1	100%	1
AdventHealth Care Center Zephyrhills North			1	100%	1
Sarah A. Todd Memorial Home		1			1
KROGER 785 - THE LITTLE CLINIC DIXIE HWY		1			1
AFTER HOURS CLINIC			1	100%	1
Eddy Memorial Geriatric Center		1			1
CULVER CITY URGENT CARE			1	100%	1
Trucare Living Centers - Columbus		1			1
St. Ann Rehabilitation and Nursing Center		1			1
PUBLIX PHARMACY #1488		1			1
MEMORIAL HERMANN OCCUPATIONAL HEALTH			1	100%	1
UT HEALTH RGV CLINICAL LABORATORY			1	100%	1
The Carrington		1			1
UF HEALTH EMERGENCY CENTER LABORATORY		1			1
LONESTAR 24HRER MANAGEMENT LLC DBA LONESTAR 24HRER			1	100%	1
Franciscan Convalescent Hospital		1			1
MEDEXPRESS URGENT CARE - PINE BLUFF S		1			1
MALUHIA		1			1
THE HOSPITALS OF PROVIDENCE EMERGENCY ROOM			1	100%	1
YOUR GOOD HEALTH MEDICAL GROUP PA			1	100%	1
WEST FLORIDA MEDICAL ASSOCIATES PA			1	100%	1
VA Texas Valley Coastal Bend Harlingen HCC		1			1
Juniper Village at Bucks County		1			1
ST FRANCIS MEDICAL CENTER			1	100%	1
DULLES DERMATOLOGY ASSOCIATES			1	100%	1
SANTA CRUZ COUNTY HEALTH SERVICES			1	100%	1
Life Care Center of Auburn		1			1
Orange City Nursing and Rehab Center			1	100%	1
NEW RIVER HEALTH DISTRICT			1	100%	1
STAMFORD HOSPITAL			1	100%	1
AVERA SACRED HEART HOSPITAL			1	100%	1
MEDCARE QUALITY MEDICAL CENTER LLC			1	100%	1
MERCY GENERAL HOSPITAL			1	100%	1
MEDEXPRESS URGENT CARE - BENTONVILLE		1			1
CRYSTAL RIVER FIRE DEPARTMENT			1	100%	1
Arlington Care Center			1	100%	1
LANCASHIRE HALL NURSING AND REHABILITATION CENTER		1			1
CAREATC - PALM HARBOR			1	100%	1
FAIRVIEW HOSPITAL			1	100%	1
MEDICAL ASSOCIATES OF PINELLAS - LAB			1	100%	1
Kroger 367 - The Little Clinic Walton		1			1

# COVID-19: testing by laboratory

Data through May 3, 2021 verified as of May 4, 2021 at 09:25 AM

Data in this report are provisional and subject to change.

The numbers in the table below represent the number of Florida and non-Florida residents for whom test results were received by the Department of Health. A person can be tested by more than one laboratory and can have both positive and negative results. **Therefore, the sum of the numbers in each column will be larger than the total number of people tested.**

Reporting lab	Inconclusive	Negative	Positive	Percent positive	Total
TMH PHYSICIAN PARTNERS QUINCY			1	100%	1
AVON PARK CLUSTER		1			1
FRESENIUS KIDNEY CARE OF CLERMONT WEST			1	100%	1
PATHLAB SERVICES			1	100%	1
SEMA4			1	100%	1
CHILDREN'S CLINIC			1	100%	1
MEMORIAL HOSPITAL AT GULFPORT			1	100%	1
Walgreens #19461		1			1
EMERGENCY CARE SERVICES LAB AT JFK MEDICAL CENTER			1	100%	1
Kroger 779 - The Little Clinic Georgetown		1			1
LOUISIANA STATE LAB			1	100%	1
PATEL MINESH		1			1
ACCESS HEALTH CARE PHYSICIANS, LLC		1			1
PROVIDENCE PORTLAND MEDICAL CENTER		1			1
BAYSTATE REFERENCE LABORATORY			1	100%	1
SOUTH DADE NURSING & REHABILITATION CENTER			1	100%	1
AUSTIN ER LLC			1	100%	1
VERIFY LABS			1	100%	1
URGENT CARE OF KANSAS CITY			1	100%	1
LP ELIZABETHTON		1			1
PCG MOLECULAR			1	100%	1
PEDIATRIC ASSOCIATES - MIAMI LAKES		1			1
Long Beach Care Center			1	100%	1
GINKGO BIOWORKS INC (CONCENTRIC)		1			1
FAMILY MEDICINE AT KISSIMMEE		1			1
FRIO REGIONAL PRIMARY CARE AND URGENT CARE CLINIC			1	100%	1
Spring Gate Rehab and Healthcare Center		1			1
WATERS EDGE ELEMENTARY SCHOOL			1	100%	1
OCCUPATIONAL HEALTH CENTER		1			1
BAYLOR SCOTT AND WHITE MEDICAL CENTER -CENTENTENNIAL			1	100%	1
DERMDX, DIV OF AURORA DIAGNOSTICS/BERNHARDT LAB		1			1
FOCUSED CARE AT ALLENBROOK		1			1
APS-SUMMIT CARE PHARMACY, LLC DBA OMNICARE		1			1
CLEVELAND CLINIC FLORIDA LAB			1	100%	1
MIDWEST COVENANT HOME, INC		1			1
MOREHOUSE COLLEGE STUDENT HEALTH CENTE		1			1
CAREMOUNT MEDICAL PC-CARMEL		1			1
CAN COMMUNITY HEALTH LLC		1			1
Oklahoma Methodist Manor			1	100%	1
THE LITTLE CLINIC, LLC			1	100%	1
MARQUETTE GENERAL HOSPITAL			1	100%	1
APPLECARE BRUNSWICK			1	100%	1
Kroger 670 - The Little Clinic Powell		1			1
COASTAL ER IX, PHYSICIANS PREMIER			1	100%	1
CHESAPEAKE REGIONAL MEDICAL CENTER			1	100%	1
Mason Health and Rehab		1			1
CVS AZ3749POCT GOODYEAR		1			1

# COVID-19: testing by laboratory

Data through May 3, 2021 verified as of May 4, 2021 at 09:25 AM

Data in this report are provisional and subject to change.

The numbers in the table below represent the number of Florida and non-Florida residents for whom test results were received by the Department of Health. A person can be tested by more than one laboratory and can have both positive and negative results. **Therefore, the sum of the numbers in each column will be larger than the total number of people tested.**

Reporting lab	Inconclusive	Negative	Positive	Percent positive	Total
CVS AZ7855POCT TUCSON		1			1
CENTRAL FLORIDA ADULT MEDICINE		1			1
SENTARA AMBULATORY CARE CLINIC			1	100%	1
BRITTNEY WHELIHAN IRWIN ARNP LLC			1	100%	1
Sharon Care Center			1	100%	1
WATERBURY HOSPITAL REFERENCE LAB			1	100%	1
WMC HEALTH GROUP OF KISSIMMEE LLC			1	100%	1
JACKSBORO URGENT CARE			1	100%	1
HCL LABORATORIES			1	100%	1
Medilodge of Mt. Pleasant		1			1
BOCA GENERAL AND FAMILY MEDICINE		1			1
PREMIER FAMILY AND SPORTS MEDICINE LLC			1	100%	1
SALTZER URGENT CARE			1	100%	1
Kingsway Arms Nursing Center		1			1
THE LITTLE CLINIC LLC			1	100%	1
JUPITER MEDICAL CENTER INC			1	100%	1
TOMAH VAMC			1	100%	1
FLORIDA DEPARTMENT OF HEALTH IN CITRUS COUNTY		1			1
NATIONAL INSTITUTES OF HEALTH CLINICAL CENTER			1	100%	1
ASCARATE DIALYSIS			1	100%	1
UW MEDICINE MS CENTER			1	100%	1
CVS MO8564POCT INDEPENDENCE		1			1
FAMILY AND INTERNAL MEDICINE ASSOCIATES		1			1
BERKSHIRE MEDICAL CENTER			1	100%	1
TRIHEALTH			1	100%	1
ST MARY'S OF SAGINAW		1			1
Le Roy Village Green		1			1
Valley View Health and Rehabilitation, LLC		1			1
PEDRO L ORTEGA MD PA			1	100%	1
Brown Nursing Home		1			1
CORONA CONCIERGE, LLC		1			1
HEALTHFORCE PARTNERS INC			1	100%	1
GENESIS CARE USA OF FLORIDA, LLC			1	100%	1
Robinson Terrace Rehabilitation and Nursing Center		1			1
MEDICAL ARTS LABORATORY			1	100%	1
NORDX			1	100%	1
SOLDIERS' HOME OF HOLYOKE		1			1
WRIGHT PATTERSON AFB MEDICAL CENTER			1	100%	1
ManorCare Health Services/ York South		1			1
UC TAMiami			1	100%	1
Monument Health Strugis Care Center		1			1
WEST FLORIDA HOSPITAL LABORATORY			1	100%	1
FLORIDA ADVANCED MEDICAL AND DERM AESTHETICS LLC			1	100%	1
Kroger 97 - The Little Clinic Hutchinson		1			1
HEALTH DIV OAK RIDGE NATL LABORATORY		1			1
VA North May Outpatient Clinic		1			1
PALM BEACH DIABETES AND ENDOCRINE SPECIALISTS, PA			1	100%	1

# COVID-19: testing by laboratory

Data through May 3, 2021 verified as of May 4, 2021 at 09:25 AM

Data in this report are provisional and subject to change.

The numbers in the table below represent the number of Florida and non-Florida residents for whom test results were received by the Department of Health. A person can be tested by more than one laboratory and can have both positive and negative results. **Therefore, the sum of the numbers in each column will be larger than the total number of people tested.**

Reporting lab	Inconclusive	Negative	Positive	Percent positive	Total
BETTER U BETTER LIFE WELLNESS LLC			1	100%	1
ALBANNA PEDIATRICS CENTER			1	100%	1
PARK AVENUE MEDICAL PROFESSIONALS PC		1			1
BRIDGES AT LIFE CARE CENTER OF OCALA, THE			1	100%	1
COMMUNITY URGENT CARE PC			1	100%	1
Regency Square			1	100%	1
CYPRESS CREEK OUTPATIENT SURGICAL CTR, LLC			1	100%	1
OMAHA VA MEDICAL CENTER			1	100%	1
TEXAS HEALTH ARLINGTON MEMORIAL HOSPITAL			1	100%	1
Kroger 481 - The Little Clinic Houston Levee		1			1
PEDRO MENENDEZ HEALTH CENTER AT ST JOHNS			1	100%	1
Grangeville Health and Rehab		1			1
FALKVILLE HEALTHCARE		1			1
Bridgeway Care and Rehabilitation Center		1			1
BRANDON OUTREACH CLINIC			1	100%	1
Towne Manor East		1			1
PRIMARY CARE & PEDIATRICS - SHEPHERSTOWN		1			1
TEXAS HEALTH ARLINGTON MEMORIAL		1			1
FRESENIUS KIDNEY CARE - BOCA RATON			1	100%	1
GRAND VIEW HOSPITAL			1	100%	1
NHC Sequatchie		1			1
SOUTHWOOD HEALTHCARE CENTER		1			1
Brynwood Health & Rehabilitation Center			1	100%	1
Lakeview Care Center			1	100%	1
WALGREENS #01398			1	100%	1
ST GERARD'S COMMUNITY OF CARE		1			1
Medford Multicare		1			1
Saint Joseph Living Center		1			1
HERNANDO COUNTY HEALTH DEPT			1	100%	1
Rio Grande City Nursing and Rehab Center			1	100%	1
WALGREENS_CHICAGO		1			1
ADVENTHEALTH PHYSICIAN GROUP - APPLEWOOD			1	100%	1
CVS / PHARMACY #10794			1	100%	1
GARNET HEALTH DOCTORS		1			1
RICHMOND MEDICAL CENTER FOR WOMEN		1			1
CARENOW URGENT CARE - ANTIOCH		1			1
LEHIGH PULMONARY ASSOCIATES			1	100%	1
Scepter Rehab and Health care		1			1
Kroger - KRO62000426			1	100%	1
FLAGLER CARE CENTER			1	100%	1
WINTER PARK MEMORIAL HOSPITAL LABORATORY		1			1
MADISON REHABILITATION HOSPITAL		1			1
SUMMIT DETOX INC			1	100%	1
THE MEDICAL CENTER AT BOWLING GREEN			1	100%	1
UNIVERSITY OF IOWA HOSPITALS & CLINICS			1	100%	1
MAYO CLINICAL LABORATORIES		1			1
CITRONELLE HEALTH AND REHABILITATION CENTER		1			1



# COVID-19: testing by laboratory

Data through May 3, 2021 verified as of May 4, 2021 at 09:25 AM

Data in this report are provisional and subject to change.

The numbers in the table below represent the number of Florida and non-Florida residents for whom test results were received by the Department of Health. A person can be tested by more than one laboratory and can have both positive and negative results. **Therefore, the sum of the numbers in each column will be larger than the total number of people tested.**

Reporting lab	Inconclusive	Negative	Positive	Percent positive	Total
WVU MEDICINE AT SUNCREST TOWNE CENTRE			1	100%	1
CFCH - FROSTPROOF			1	100%	1
Pontotoc Health and Rehab		1			1
ORANGETOWN PEDIATRICS ASSOCIATES		1			1
SUMMIT COUNTY PUBLIC HEALTH DEPARTMENT			1	100%	1
REEVES COUNTY HOSPITAL DISTRICT			1	100%	1
DIRECT PRIMARY CARE OF BURLESON			1	100%	1
PUBLIX PHARMACY #1114			1	100%	1
MACKINAC STRAITS LONG TERM CARE UNIT		1			1
LABORATORY SERVICES SGHS - CAMDEN		1			1
NEVADA RURAL HOUSING AUTHORITY			1	100%	1
Encompass Health Rehab Hosp Alexandria		1			1
EMERGENCE MEDICINE			1	100%	1
JOSEPH REINA PHARMACY INC DBA JRX PHAR		1			1
HEART HOSPITAL OF LAFAYETTE: EMERGENCY ROOM			1	100%	1
TAMPA GENERAL MEDICAL GROUP LABORATORY HEALTHPARK			1	100%	1
TRADITIONAL MEDICINE CENTER			1	100%	1
FOUNDCARE HEALTH			1	100%	1
MEDEXPRESS URGENT CARE - LINDEN		1			1
INDIAN RIDGE		1			1
Kroger 519 - The Little Clinic Staples Mill Road		1			1
CYPRESS VILLAGE REHAB CENTER		1			1
Valley Center (WV)			1	100%	1
Luling Living Center		1			1
CENTRAL TX MEDICAL CENTER - LAB			1	100%	1
PERRY COUNTY NURSING HOME		1			1
MCH PHYSICIANS GROUP			1	100%	1
ACUTE AND COMMUNICABLE DISEASE PREVENTION			1	100%	1
GIFFORD MEMORIAL HOSPITAL		1			1
CAMBRIDGE HEALTH ALLIANCE			1	100%	1
PARRISH MEDICAL GROUP			1	100%	1
CVS IN6536POCT KOKOMO		1			1
Terrace Glen Village		1			1
VA COMMUNITY BASED CLINIC - LAKE CITY			1	100%	1
ROSEN MEDICAL CENTER AT ROSEN COLLEGE CAMPUS			1	100%	1
Portsmouth Health and Rehab			1	100%	1
CHATEAU TERREBONNE HEALTH CARE		1			1
SUSAN F WILLIAMS MD PA			1	100%	1
OMC PRIMARY CARE - HOSPITAL CAMPUS			1	100%	1
Michigan Masonic Home		1			1
TANGLEWOOD MANOR		1			1
ATRIA TAMARAC			1	100%	1
BAPTIST MEDICAL PLAZA AT WESTCHESTER			1	100%	1
HILLSBORO MEDICAL CENTER MAIN LABORATO		1			1
Strasburg Care Center		1			1
ADVENTHEALTH MEDICAL GROUP SENIOR HEALTH AT			1	100%	1
CARESPOT EXPRESS HEALTHCARE BOYNTON BEACH			1	100%	1

# COVID-19: testing by laboratory

Data through May 3, 2021 verified as of May 4, 2021 at 09:25 AM

Data in this report are provisional and subject to change.

The numbers in the table below represent the number of Florida and non-Florida residents for whom test results were received by the Department of Health. A person can be tested by more than one laboratory and can have both positive and negative results. **Therefore, the sum of the numbers in each column will be larger than the total number of people tested.**

Reporting lab	Inconclusive	Negative	Positive	Percent positive	Total
SJMC PHYSICIAN SERVICES			1	100%	1
UNIVERISTY HOSPITAL			1	100%	1
TAMPA HEALTH CARE PROVIDERS PA		1			1
Advanced Rehabilitation of Vernon		1			1
Hillside Rehab and Care Center			1	100%	1
PATIENT FIRST - FAIRFAX			1	100%	1
The Pines at Poughkeepsie Center for Nursing and Rehabilitation		1			1
SACRED HEART HOSPITAL NURSING			1	100%	1
BOND COUNTY HEALTH DEPARTMENT			1	100%	1
BOULDER COMMUNITY HOSPITAL			1	100%	1
BAYCARE OUTREACH LAB AT NEW TAMPA			1	100%	1
QLABS			1	100%	1
NEMOURS CHILDREN HOSPITAL			1	100%	1
UNIVERSITY OF TOLEDO MEDICAL CENTER			1	100%	1
CARESOUTH HHA HOLDINGS OF THE TREASURE COAST LLC			1	100%	1
DIAGNOSTIC GROUP INTEGRATED HEALTHCARE			1	100%	1
WINNIFRED ASSISTED LIVING FACILITY INC		1			1
MEDONE URGENT CARE			1	100%	1
APPLECARE URGENT CARE JESUP			1	100%	1
CVS OH6153POCT COLUMBUS		1			1
INTERNAL MEDICINE ASSOCIATES		1			1
BIOMERIEUX			1	100%	1
HEALTH CONSERVATION, INC		1			1
CLINICAL RESEARCH OF WEST FLORIDA		1			1
FREEPORT ER DOX URGENT CARE		1			1
OAKWOOD HOSPITAL - DEARBORN LAB			1	100%	1
HALIFAX HEALTH PRIMARY CARE ORMOND			1	100%	1
COLOMBO'S PHARMACY		1			1
AMERICAN FAMILY CARE - SMYRNA			1	100%	1
Maple Lane Nursing Home		1			1
Eagle Point Health Care Center		1			1
ADVENTHEALTH WOUND CARE CENTER			1	100%	1
Court House Center		1			1
CLERMONT PEDIATRICS, PA			1	100%	1
CVS IL2297652CV CHICAGO		1			1
WALGREENS #4086		1			1
NATION'S BEST CARE HOME HEALTH			1	100%	1
UT HEALTH RIO GRANDE VALLEY PRIMARY CARE AT			1	100%	1
MISSOURI DEPT. OF HEALTH			1	100%	1
DAYTONA BEACH DIALYSIS			1	100%	1
CAMAI COMMUNITY HEALTH CENTER, INC			1	100%	1
LAKESIDE MEDICAL CENTER		1			1
DODGE COUNTY HOSPITAL LABORATORY		1			1
Springdale Village		1			1
AURORA HEALTH CARE METRO INC			1	100%	1
Kroger 347 - The Little Clinic Bates Creek		1			1
SUNCOAST FAMILY MEDICAL ASSOCIATES			1	100%	1

# COVID-19: testing by laboratory

Data through May 3, 2021 verified as of May 4, 2021 at 09:25 AM

Data in this report are provisional and subject to change.

The numbers in the table below represent the number of Florida and non-Florida residents for whom test results were received by the Department of Health. A person can be tested by more than one laboratory and can have both positive and negative results. **Therefore, the sum of the numbers in each column will be larger than the total number of people tested.**

Reporting lab	Inconclusive	Negative	Positive	Percent positive	Total
CRESTVIEW CLINICAL LABORATORY			1	100%	1
WELLMED AT LONGWOOD			1	100%	1
KINGWOOD EMERGENCY CENTER			1	100%	1
ABINGTON MEMORIAL HOSPITAL			1	100%	1
FAMILY MEDICAL CENTRE			1	100%	1
BRUNSWICK HEALTH AND REHABILITATION CE		1			1
ELDERWOOD AT WAVERLY		1			1
C V S / PHARMACY #4396		1			1
Chestnut Ridge Nursing & Rehab		1			1
Signature Healthcare of Georgetown		1			1
HEBER VALLEY HOSPITAL			1	100%	1
Shoreline Care Center			1	100%	1
STEPHENS COUNTY HOSPITAL			1	100%	1
CROWNPOINT HEALTHCARE FACILITY		1			1
JMJ FAMILY PRACTICE			1	100%	1
SUMMIT HEALTHCARE REGIONAL MEDICAL		1			1
SPHERE DX			1	100%	1
DIMMIT REGIONAL HOSPITAL			1	100%	1
SWIFTCARE URGENT CARE, PLLC			1	100%	1
FLORIDA CLINICAL RESEARCH CENTER, LLC			1	100%	1
ELKHART GENERAL HOSPITAL			1	100%	1
MEMORIALCARE LONG BEACH MEDICAL CENTER			1	100%	1
CONCENTRA - TAMPA EAST		1			1
PRIMARY CARE SERVICES AT WESTMINSTER V		1			1
BL DIAGNOSTICS LLC			1	100%	1
BISHOP KEARNEY		1			1
CROZER-CHESTER MEDICAL CENTER			1	100%	1
LAKEWOOD RANCH MEDICAL GROUP LLC			1	100%	1
PARK AVENUE PEDIATRICS PC		1			1
MEDCOR, INC			1	100%	1
HUNEYCUTT FAMILY PRACTICE			1	100%	1
BEAUMONT HOSPITAL			1	100%	1
Alaska Domiciliary Care for Homeless Veterans		1			1
Kroger 006 - The Little Clinic Uintah Gardens		1			1
NORTHEAST REGIONAL MEDICAL CENTER			1	100%	1
LITTLE FALLS HOSPITAL LABORATORY		1			1
EMORY DECATUR HOSPITAL - EMORY MEDICAL		1			1
Fairview			1	100%	1
MEDICAL CENTER AFFILIATES PALM SPRINGS			1	100%	1
UCH LAB			1	100%	1
AMERICAN LAB LLC		1			1
SURGERY CENTER, THE			1	100%	1
TANNER CLINIC			1	100%	1
FAMILY MEDICAL CLINIC KENDALL LLC			1	100%	1
ER NEAR ME HULEN		1			1
Iosco County Medical Care Facility		1			1
JACKSON MADISON CO. GEN. HOSPITAL			1	100%	1

# COVID-19: testing by laboratory

Data through May 3, 2021 verified as of May 4, 2021 at 09:25 AM

Data in this report are provisional and subject to change.

The numbers in the table below represent the number of Florida and non-Florida residents for whom test results were received by the Department of Health. A person can be tested by more than one laboratory and can have both positive and negative results. **Therefore, the sum of the numbers in each column will be larger than the total number of people tested.**

Reporting lab	Inconclusive	Negative	Positive	Percent positive	Total
MEDEXPRESS URGENT CARE - UNIONTOWN		1			1
FLORIDA HOME HEALTH			1	100%	1
Eger Health Care and Rehabilitation Center		1			1
LAS PALOMAS SENIOR LIVING		1			1
Brownwood Nusing & Rehabilitation		1			1
Erie VAMC		1			1
ST JOHNS PEDIATRICS PA		1			1
CAPITAL HEALTH PLAN - GOVERNORS SQUARE			1	100%	1
BORINQUEN HEALTH CENTER			1	100%	1
ASSURANCE HEALTHCARE AND COUNSELING CENTER		1			1
CAROLINA BAY HEALTHCARE CTR OF WILMING		1			1
Kroger 390 - The Little Clinic North College Hill		1			1
ORCHID TERRACE		1			1
Lantern Park Specialty Care		1			1
HEARTLAND OF MARIETTA OH LLC DBA		1			1
ANDERSON FAMILY MEDICINE			1	100%	1
LOURDES-NOREEN MCKEEN RESIDENCE□			1	100%	1
Oregon Veterans Home The Dalles		1			1
CAREWELL 203			1	100%	1
JAX FAMILY CARE		1			1
VISTA LAKE ASSISTED LIVING			1	100%	1
OAKWOOD HOSPITAL - SOUTHSORE			1	100%	1
METROPOLITAN			1	100%	1
PHYSICIANS PREMIER ER- CENTRAL AUSTIN			1	100%	1
SHANNON CLARK OD, PA			1	100%	1
Kroger 63 - The Little Clinic Glassford Hill Rd		1			1
DELAWARE DIVISION OF PUBLIC HEALTH			1	100%	1
FAIRVIEW SOUTHDALE			1	100%	1
BAYLOR SCOTT & WHITE MEDICAL SURGICAL CLINIC			1	100%	1
PINEBROOK CARE AND REHABILITATION CENTER□			1	100%	1
OPTI MED PHARMACY		1			1
TITUSVILLE CENTER FOR SURGICAL EXCELLENCE LLC		1			1
Kroger 698 - The Little Clinic 14th Street/Bell		1			1
LIFE CARE CENTER OF GWINNETT		1			1
AURORA MEDICAL CENTER-KENOSHA			1	100%	1
POETS WALK SARASOTA			1	100%	1
MED-LAKE LABORATORY			1	100%	1
QC LABORATORY			1	100%	1
HARRIS URGENT CARE CENTER			1	100%	1
NORWALK HOSPITAL			1	100%	1
CHEROKEE PARK REHABILITATION		1			1
MED BAR LLC		1			1
AVERA ST. MARY'S HOSPITAL			1	100%	1
VA Ann Arbor HCS - Toledo CBOC		1			1
PUTNAM CO HOSPITAL-D/B/A ASBURY TOWERS		1			1
OPTIMAL MEDICINE INC		1			1
GOOD PEDIATRICS			1	100%	1

# COVID-19: testing by laboratory

Data through May 3, 2021 verified as of May 4, 2021 at 09:25 AM

Data in this report are provisional and subject to change.

The numbers in the table below represent the number of Florida and non-Florida residents for whom test results were received by the Department of Health. A person can be tested by more than one laboratory and can have both positive and negative results. **Therefore, the sum of the numbers in each column will be larger than the total number of people tested.**

Reporting lab	Inconclusive	Negative	Positive	Percent positive	Total
VCU HEALTH SYSTEM AUTHORITY - MCV HOSPITALS			1	100%	1
VISTA DEL SOL MED ASSOC		1			1
Bivins Pointe			1	100%	1
Walgreens #12695			1	100%	1
Alden North Shore			1	100%	1
SMITH			1	100%	1
MEDICAL ASSOCIATES OF THE SHOALS		1			1
FAIRHAVEN		1			1
Heritage Inn Health and Rehabilitation		1			1
WINDMOOR HEALTHCARE			1	100%	1
El Paso Health Care Center			1	100%	1
MEADOWS PARK HEALTH AND REHABILITATION		1			1
PALM SPRINGS GENERAL HOSPITAL			1	100%	1
SOUTHWEST REGIONAL PCR LABORATORY			1	100%	1
ARCADIA OUTREACH LAB			1	100%	1
GENERATIONS CENTER OF SPENCER		1			1
CATERPILLAR INC - MIAMI DISTRIBUTION CENTER			1	100%	1
CHILDREN'S AT SATELLITE BOULEVARD URGE		1			1
ODESSA MEMORIAL HOSPITAL			1	100%	1
FASTMED - LAKEWAY			1	100%	1
BAPTIST MINOR MEDICAL CENTER			1	100%	1
Indian Oaks Living Center		1			1
Big River Nursing and Rehab		1			1
RED BUG LAKE ROAD OVIEDO COVID			1	100%	1
LRHS Pablo Urgent Care		1			1
SYNERGENE LABORATORY			1	100%	1
Dulles Health and Rehab Center		1			1
BAYOU URGENT CARE			1	100%	1
CareATC - Columbia College #58		1			1
SC-GA2018 SIMPSONVILLE REHABILITATION		1			1
BELLMORE PEDIATRICS		1			1
HAWKEYE CARE CENTER DUBUQUE		1			1
CVS MO8595POCT RAYMORE		1			1
MEDICAL COLLEGE OF GEORGIA MEDICAL CENTER			1	100%	1
St. Mary's Care Center		1			1
LAS PALMAS MEDICAL CENTER			1	100%	1
Greencroft Goshen		1			1
LYSTER MAIN LAB, FT RUCKER		1			1
LRGHEALTHCARE		1			1
NORTHSIDE PEDIATRICS & ADOLESCENT MEDI		1			1
Hawthorne House		1			1
SCRIPPS MERCY HOSPITAL			1	100%	1
CURA LABORATORY SERVICES			1	100%	1
APOLLO ADVANCED HOME HEALTH CORP			1	100%	1
VIVEX/UMTB BIOMEDICAL			1	100%	1
WEST CARVER MEDICAL ASSOCIATES		1			1
CRUSADER COMMUNITY HEALTH			1	100%	1



# COVID-19: testing by laboratory

Data through May 3, 2021 verified as of May 4, 2021 at 09:25 AM

Data in this report are provisional and subject to change.

The numbers in the table below represent the number of Florida and non-Florida residents for whom test results were received by the Department of Health. A person can be tested by more than one laboratory and can have both positive and negative results. **Therefore, the sum of the numbers in each column will be larger than the total number of people tested.**

Reporting lab	Inconclusive	Negative	Positive	Percent positive	Total
Courtenay Springs Village			1	100%	1
FLORIDA ORTHOPAEDIC INSTITUTE SURGERY		1			1
CDR MAGUIRE - STUART MISSION			1	100%	1
BHS PHYSICIAN NETWORK			1	100%	1
NEW ERA COMMUNITY HEALTH CENTER LLC		1			1
Manor Care Health Services- Wilmington			1	100%	1
BOND & STEELE CLINIC PA D/B/A		1			1
HEALTH CARE SERVICES LC			1	100%	1
MIAMI NORTH DIALYSIS			1	100%	1
ARGENTINE CARE CENTER		1			1
SAINT BARNABAS MEDICAL CENTER		1			1
5 STAR HOME HEALTH SERVICES INC		1			1
ADVENTHEALTH MEDICAL GROUP COLORECTAL SURGERY AT		1			1
FRESENIUS SOUTH FORT MYERS		1			1
bishop rehabilitation and nursing center		1			1
WEST PENSACOLA DIALYSIS CENTER			1	100%	1
BAPTIST HOSPITAL FAMILY MEDICINE TIGER POINT			1	100%	1
MID FLORIDA BIOLOGICALS			1	100%	1
ST LUKES SURGICAL AT THE VILLAGES INC			1	100%	1
FAIRFIELD MEDICAL CENTER			1	100%	1
CENTRAL FLORIDA HEALTH CARE, INC			1	100%	1
WILSON FAMILY MEDICINE LLC		1			1
CARENOW MURFREESBORO MEDICAL CENTER PK		1			1
LAKE LURE HEALTH CENTER			1	100%	1
VELOCITY URGENT CARE - CHIMNEY HILL			1	100%	1
DIVERSICARE OF BIG SPRINGS		1			1
ASSISTED LIVING AT TREZEVANT		1			1
KANA MEDICAL			1	100%	1
MEDICAL CITY DENTON			1	100%	1
Allen Health and Rehabilitation		1			1
Carrollton Manor Inc		1			1
MID FLORIDA COMMUNITY SERVICES			1	100%	1
Signature Healthcare of Fort Wayne		1			1
TRAFALGAR DIALYSIS			1	100%	1
BLOOD SYSTEMS LABORATORIES			1	100%	1
SACRED HEART HOSPITAL			1	100%	1
KIDS CARE PEDIATRICS			1	100%	1
THE CHRIST HOSPITAL			1	100%	1
BETHESDA DIALYSIS			1	100%	1
Kroger 838 - The Little Clinic Fairborn		1			1
GOOD SAMARITAN SOCIETY-FOREST CITY		1			1
ORMOND MEDICAL ARTS FAMILY PRACTICE PL			1	100%	1
ENCOMPASS HEALTH REHABILITATION HOSPITAL OF UTAH		1			1
MEDHELP			1	100%	1
PATIENT FIRST-GENERAL BOOTH			1	100%	1
NORTH FLORIDA FAMILY MEDICINE			1	100%	1
USCG BASE MIAMI BEACH MEDICAL LAB		1			1

# COVID-19: testing by laboratory

Data through May 3, 2021 verified as of May 4, 2021 at 09:25 AM

Data in this report are provisional and subject to change.

The numbers in the table below represent the number of Florida and non-Florida residents for whom test results were received by the Department of Health. A person can be tested by more than one laboratory and can have both positive and negative results. **Therefore, the sum of the numbers in each column will be larger than the total number of people tested.**

Reporting lab	Inconclusive	Negative	Positive	Percent positive	Total
BALLAD HEALTH MEDICAL ASSOCIATES URGENT CARE - JOHNSON CITY			1	100%	1
DR AZIZ CLINIC			1	100%	1
HIBISCUS COURT			1	100%	1
LEELANAU OPCO, LLC		1			1
SUNSHINE PEDIATRICS OF LUTz			1	100%	1
Isle Health and Rehabilitation Center			1	100%	1
UFHEALTH			1	100%	1
SUNCOAST PRIMARY CARE LLC			1	100%	1
ALAFAYA WOODS FAMILY MEDICAL CENTER		1			1
LEXINGTON HOSPITAL CORPORATION			1	100%	1
ATHENS LIMESTONE HOSPITAL		1			1
KINGWOOD EMERGENCY HOSPITAL			1	100%	1
ST MARYS HEALTH CARE SYSTEM		1			1
CARROLL UNIVERSITY STUDENT HEALTH CENTER		1			1
LAKE MARY OPTUM FLORIDA			1	100%	1
TRUECARE24			1	100%	1
FAMILY PRACTICE ASSOCIATES		1			1
NORTHSIDE HOSPITAL GWINNETT		1			1
Kroger 518 - The Little Clinic Hermitage		1			1
TEVAPHARM			1	100%	1
STEPHEN G NELSON MD PA			1	100%	1
PRIMEX CLINICAL LABORATORIES INC			1	100%	1
CONWAY - SHERWOOD URGENT CARE			1	100%	1
JUP Serology SubSection			1	100%	1
Abernethy Laurels		1			1
Cloverdale Rehabilitation and Nursing Center		1			1
UMMC MIDTOWN CAMPUS			1	100%	1
CHI ST ALEXIUS TRANSITIONAL CARE UNIT		1			1
HEALTHCARE AND REHAB OF SANFORD			1	100%	1
HACKENSACK UNIVERSITY MEDICAL CENTER		1			1
KENT		1			1
DE TAR HOSPITAL			1	100%	1
MORNINGSIDE NURSING AND REHABILITATION		1			1
ABSOLUTE HEALTHCARE			1	100%	1
CONVENIENT MEDICAL AND HEALTH SERVICES			1	100%	1
Kroger 683 - The Little Clinic Foothills Plaza		1			1
VIRTUA HEALTH AND REHABILITATION		1			1
CVS NE8626POCT LINCOLN		1			1
HOSPITAL METROPOLITANO SAN GERMAN			1	100%	1
TITUS REGIONAL MEDICAL CENTER			1	100%	1
Grand Junction VAMC		1			1
Kroger 670 - The Little Clinic Dawson Forest Rd & Hwy 19		1			1
ATLANTA PLUS URGENT CARE, LLC			1	100%	1
CVS NY2297002CV NEW YORK			1	100%	1
MARTINSVILLE HEALTH AND REHAB			1	100%	1
MERRILL GARDENS AT CHAMPIONSGATE			1	100%	1
INTERMOUNTAIN HEALTHCARE LABORATORY SERVICES			1	100%	1

# COVID-19: testing by laboratory

Data through May 3, 2021 verified as of May 4, 2021 at 09:25 AM

Data in this report are provisional and subject to change.

The numbers in the table below represent the number of Florida and non-Florida residents for whom test results were received by the Department of Health. A person can be tested by more than one laboratory and can have both positive and negative results. **Therefore, the sum of the numbers in each column will be larger than the total number of people tested.**

Reporting lab	Inconclusive	Negative	Positive	Percent positive	Total
PIEDMONT QUICKCARE		1			1
AUSTIN URGENT CARE			1	100%	1
SUNRISE CLINIC SANTA ROSA		1			1
ODYSSEY HEALTH CARE OF MARION COUNTY LLC		1			1
SSC NASHVILLE OPERATING CO LLC D/B/A		1			1
PARKVIEW REGIONAL MEDICAL CENTER			1	100%	1
DSI LABORATORIES-NAPLES-7TH			1	100%	1
CVS AZ69POCT PEORIA		1			1
GEORGE WASHINGTON UNIVERSITY HOSPITAL			1	100%	1
Parkview Care and Rehabilitation Center		1			1
Moab Regional Hospital			1	100%	1
OPTUM MEDICAL CLINIC IN ROCKRIMMON			1	100%	1
QUEST INC			1	100%	1
HEALTHCARE ASSOCIATES OF IRVING, LLP			1	100%	1
Kroger 682 - The Little Clinic New Holland Market			1	100%	1
DYNACARE NORTHWEST INC			1	100%	1
Pathways Nursing and Rehabilitation Center		1			1
CHILDREN'S MEMORIAL HOSPITAL			1	100%	1
LEGACY AT HIGHWOODS PRESERVE		1			1
Kroger 968 - The Little Clinic Colerain Township		1			1
HOSPITAL SISTERS HEALTH SYSTEM (HSHS)			1	100%	1
Chatsworth Health Care		1			1
SHAH			1	100%	1
COMMUNITY MEDICAL CENTER-ORANGE CITY		1			1
Imperial Healthcare Centre			1	100%	1
MOUNT SINAI COMPREHENSIVE CANCER CENTER			1	100%	1
LOWER KEYS COMMUNITY HEALTH CENTER			1	100%	1
DR BAWA AND ASSOCIATES			1	100%	1
CHP COVID-19 (TX)			1	100%	1
HALEYVILLE HEALTH CARE CENTER		1			1
CAREAGE PLASTIC SURGERY			1	100%	1
WYOMING OPCO, LLC DBA MEDILODGE OF WYO		1			1
WELLSTAR STUDENT SERVICES-MARIETTA CLI		1			1
UT HEALTH RIO GRANDE VALLEY SPECIALTY PEDIATRICS			1	100%	1
ST VINCENTS OUTPATIENT IMAGING		1			1
UNLIMITED MEDICAL SERVICES OF FL PL DBA		1			1
Fargo VA Healthcare System		1			1
PCR DIAGNOSTICS			1	100%	1
MICROBIOLOGY DEPARTMENT			1	100%	1
WALGREENS # 11165		1			1
INTERFAITH MEDICAL CENTER		1			1
STERLING HOUSE OF PORT ORANGE		1			1
Chateau Girardeau			1	100%	1
Kroger 397 - The Little Clinic Frankfort East		1			1
Dupage Care Center			1	100%	1
MONMOUTH MEDICALC ENTER		1			1
SANITAS RESEARCH LLC			1	100%	1

# COVID-19: testing by laboratory

Data through May 3, 2021 verified as of May 4, 2021 at 09:25 AM

Data in this report are provisional and subject to change.

The numbers in the table below represent the number of Florida and non-Florida residents for whom test results were received by the Department of Health. A person can be tested by more than one laboratory and can have both positive and negative results. **Therefore, the sum of the numbers in each column will be larger than the total number of people tested.**

Reporting lab	Inconclusive	Negative	Positive	Percent positive	Total
AUGUSTA HEALTH CLINICAL LABORATORY			1	100%	1
HOUSTON DEPARTMENT OF HEALTH AND HUMAN SERVICES			1	100%	1
Bethel Lutheran Nursing & Rehabilitation Center		1			1
WEST COAST CLINICAL LABS INC			1	100%	1
HOLLAND COMMUNITY HOSPITAL		1			1
Walgreens #11854			1	100%	1
EASTSIDE MEDICAL CLINIC		1			1
ADVANCED BIOMEDICAL INC			1	100%	1
SOUTH COUNTY MEDICAL CENTER			1	100%	1
CORDOVA FAMILY PRACTICE			1	100%	1
Carington Park			1	100%	1
SOUTHEASTERN PATHOLOGY ASSOCIATES			1	100%	1
GOSHEN HOSPITAL			1	100%	1
EDGAR PRICE FAMILY & CHILDREN HEALTHCARE CENTER			1	100%	1
Avera Sr. James Care Center		1			1
Memorial Health Care Center			1	100%	1
BLAKE AT PENSACOLA OPERATION CO, LLC, THE			1	100%	1
MEDEXPRESS URGENT CARE -HOWELL US HWY		1			1
INTERNAL MEDICINE GROUP OF CENTRAL FLORIDA			1	100%	1
STONECREST MEDICAL CENTER		1			1
CONCENTRA - OCALA		1			1
CAREWELL URGENT CARE FITCHBURG			1	100%	1
OCALA REGIONAL DIALYSIS- NORTH			1	100%	1
FAYETTE MEDICAL CENTER LAB		1			1
SANTA ROSA PEDIATRICS			1	100%	1
PULMONARY, CRITICAL CARE AND SLEEP DISORDERS INSTITUTE OF SOUTH FLORID			1	100%	1
Kroger 83 - The Little Clinic Rock Road		1			1
HEALTHPARTNERS HUDSON CLINIC			1	100%	1
NEXTCARE NOGALES			1	100%	1
REGIONAL MEDICAL LABORATORY			1	100%	1
DAVIS, CASEY		1			1
UABC			1	100%	1
CVS MO4088POCT LEES SUMMIT		1			1
Acts Manor House		1			1
REFERENCE LABORATORY			1	100%	1
LIMA MEMORIAL HOSPITAL			1	100%	1
CLAYTON NURSING AND REHABILITATION		1			1
GOOD SHEPHERD HOSPICE INC			1	100%	1
Kroger 465 - The Little Clinic Oakley		1			1
Kroger 359 - The Little Clinic Bellevue		1			1
MCLEOD MEMORIAL HOSPITAL CLARENDON			1	100%	1
OAK HAVEN REHAB AND NURSING CENTER			1	100%	1
CVS MA7140POCT WESTPORT		1			1
CARESPOT - LEE VISTA			1	100%	1
MAYO CLINIC OUTPATIENT DIALYSIS CENTER			1	100%	1
MEDEXPRESS URGENT CARE - HAMILTON SQUA		1			1
DISCOVERY AT HOME, LLC			1	100%	1

# COVID-19: testing by laboratory

Data through May 3, 2021 verified as of May 4, 2021 at 09:25 AM

Data in this report are provisional and subject to change.

The numbers in the table below represent the number of Florida and non-Florida residents for whom test results were received by the Department of Health. A person can be tested by more than one laboratory and can have both positive and negative results. **Therefore, the sum of the numbers in each column will be larger than the total number of people tested.**

Reporting lab	Inconclusive	Negative	Positive	Percent positive	Total
Kroger 353 - The Little Clinic Harpers Point		1			1
FAMILY MEDICAL CENTER		1			1
SUREPOINT URGENT CARE PADRE ISLAND			1	100%	1
ALLIANCE LABORATORY SERVICES			1	100%	1
ST. MARY MEDICAL CENTER		1			1
Ohman Family Living at Holly Assisted Living		1			1
Kingston of Miamisburg		1			1
Willowbrooke Court at Normandy Farms Estates		1			1
EXCEL URGENT CARE OF NJ			1	100%	1
BOLLES SCHOOL, THE			1	100%	1
PHYSICIANS PRIMARY CARE LEHIGH PEDS			1	100%	1
MD NOW URGENT CARE			1	100%	1
FLORIDA HEALTH CARE MEDICAL GROUP		1			1
ORLANDO PHYSICIAN NETWORK		1			1
Kroger - KRO03500568			1	100%	1
HORIZON MEDICAL CENTER			1	100%	1
BETHESDA ON TURKEY CREEK			1	100%	1
EXCEPTIONAL EMERGENCY CENTER			1	100%	1
CVS AZ3264POCT PHOENIX			1	100%	1
BRISTOL CHILDRENS CLINIC			1	100%	1
UNIVERSITY OF FLORIDA			1	100%	1
ULTIMATE ANALYSIS LABORATORY			1	100%	1
WELLSNOW URGENT CARE-OSWEGO			1	100%	1
AMERICAN MEDICAL RESPONSE - FARMER BRA		1			1
JOHNSON & JOHNSON VISION CARE-VISTAKON			1	100%	1
CENTRAL ALABAMA HEALTH CARE SYSTEM			1	100%	1
COLER REHABILITATION AND NURSING CARE		1			1
CLEVELAND CLINIC OHIO LABORATORIES			1	100%	1
CARRINGTON, LLC D/B/A THE CARRINGTON		1			1
Eden Meadows		1			1
CAREHERE HUDSON BAY			1	100%	1
St. Anne Home		1			1
STATE OF CALIFORNIA DOH SERVICES			1	100%	1
ST JOHNS MEDICAL CENTER		1			1
SOUTHERN HILLS MEDICAL CENTER			1	100%	1
CARENOW LAKE WORTH			1	100%	1
WALGREENS #15369		1			1
Sunnybrook Rehabilitation Center			1	100%	1
FRONT PORCH PEDIATRICS PLLC			1	100%	1
NFRC CLINICAL LAB			1	100%	1
CVS MA1121POCT WESTFORD		1			1
LAMARQUE DIALYSIS			1	100%	1
FIRST MEDICAL RESPONSE OF TEXAS, INC			1	100%	1
SOUTHWESTERN STATE HOSPITAL LABORATORY			1	100%	1
Glen Oaks Health and REhabilitation		1			1
WOODSTOCK HEALTH DEPARTMENT			1	100%	1
COVID CLINIC, INC			1	100%	1



# COVID-19: testing by laboratory

Data through May 3, 2021 verified as of May 4, 2021 at 09:25 AM

Data in this report are provisional and subject to change.

The numbers in the table below represent the number of Florida and non-Florida residents for whom test results were received by the Department of Health. A person can be tested by more than one laboratory and can have both positive and negative results. **Therefore, the sum of the numbers in each column will be larger than the total number of people tested.**

Reporting lab	Inconclusive	Negative	Positive	Percent positive	Total
FLORIDA KEYS PED AND ADOLES CTR			1	100%	1
CLERMONT HEALTH DEPARTMENT			1	100%	1
HARBOR HOSPITAL			1	100%	1
UUHC - REDSTONE HEALTH CENTER LABORATORY			1	100%	1
PHOEBE HOME INC		1			1
Birmingham Nursing and Rehabilitation East LLC		1			1
Walgreens #3661		1			1
Lodge Nursing & Rehab Center		1			1
DOCTORS MEMORIAL HOSP HOME HEALTH CARE		1			1
UW MEDICINE CHU LAB			1	100%	1
1ST MED DOTHAN			1	100%	1
INTEGRITY SPINE AND ORTHOPEDICS LLC			1	100%	1
MONONGAHELA VALLEY HOSPITAL			1	100%	1
Southwest Louisiana Veterans Home			1	100%	1
COMMUNITY			1	100%	1
HAMILTON CI MAIN UNIT ANNEX/ WORK CAMP			1	100%	1
ANDERSON REGIONAL MEDICAL CENTER			1	100%	1
ARIZA WELLNESS CARE LLC			1	100%	1
KID CARE PEDIATRICS PA			1	100%	1
TERRELL URGENT CARE			1	100%	1
YOUR HEALTH PEDIATRICS			1	100%	1
Monument Health Custer Care Center		1			1
APEX HOME HEALTHCARE			1	100%	1
WILLOW DALE WELLNESS VILLAGE APARTMENT		1			1
Baypoint Healthcare Center			1	100%	1
ST LUKE'S CORNWALL HOSPITAL N			1	100%	1
BOTTINEAU GOOD SAMARITAN CENTER		1			1
NAVARRO MEDICAL CENTERS LLC			1	100%	1
MINUTECLINIC DIAGNOSTIC OF VIRGINIA, LLC #10088		1			1
MERCY - NORTH IOWA			1	100%	1
BRANKO D PEJIC MD FAMILY PRACTICE			1	100%	1
BEVERLY ADVANCED PRACTICE NURSING		1			1
SHARP CHULA VISTA MEDICAL CENTER			1	100%	1
TRITENN LLC		1			1
QUALITY CLINICAL LAB LLC			1	100%	1
PATIENT FIRST - WOODBURY		1			1
Ash Flat Healthcare and Rehabilitation Center			1	100%	1
PALM BREEZE DIALYSIS			1	100%	1
TOMAH HEALTH			1	100%	1
PEACHEALTH LABORATORIES		1			1
NORTHCREST PHYSICIAN SERVICES INC		1			1
Urgent Care 24/7 Orlando LLC			1	100%	1
HHCS PHARMACY INC			1	100%	1
BAYFRONT HEAL WOUND CARE AND HYPERBARIC CENTER			1	100%	1
ADVANCED RESEARCH AND DIAGNOSTIC LABORATORY UNIVERSITY OF MINNESOTA			1	100%	1
ASHLEY CLINICAL DIAGNOSTIC LABORATORY			1	100%	1
PLANTATION DIALYSIS			1	100%	1

# COVID-19: testing by laboratory

Data through May 3, 2021 verified as of May 4, 2021 at 09:25 AM

Data in this report are provisional and subject to change.

The numbers in the table below represent the number of Florida and non-Florida residents for whom test results were received by the Department of Health. A person can be tested by more than one laboratory and can have both positive and negative results. **Therefore, the sum of the numbers in each column will be larger than the total number of people tested.**

Reporting lab	Inconclusive	Negative	Positive	Percent positive	Total
OHIO VALLEY MANOR NURSING &		1			1
NSPIRE HEALTHCARE PLANTATION			1	100%	1
OMNI HEALTHCARE URGENT CARE			1	100%	1
CTMD MEDICAL CENTER, PA			1	100%	1
Lexington Medical Center Extended Care		1			1
DOCTORS AFTER HOURS URGENT CARE CENTER			1	100%	1
Broomall Manor		1			1
WALGREENS #15291		1			1
CVS IL5822POCT MOKENA		1			1
GUILFORD IMMEDIATE CARE, SYAH, LLC		1			1
MT CARMEL NURSING HOME		1			1
CERMAK HEALTH SERVICES			1	100%	1
Medicalodges Neosho			1	100%	1
Maplewood of Cheshire County		1			1
UNC HOSPITALS			1	100%	1
DR JAMES D FORBES FAMILY CARE CENTER			1	100%	1
Aspire Physical Recovery Center at Cahaba River		1			1
SPECIALTY DRUG TESTING			1	100%	1
PENSACOLA PATHOLOGY		1			1
GREATER TAMPA AT HOME			1	100%	1
LEHIGH REGIONAL WOUND CENTER			1	100%	1
EPIC CARE PHARMACY		1			1
CARESPOT - OCOEE			1	100%	1
CALIFORNIA PUBLIC HEALTH LABORATORY			1	100%	1
BROCK HUGHES MEDICAL CENTER			1	100%	1
Tremont Health & Rehabilitation Center		1			1
Ideal Senior Living Center		1			1
MEDTOWN PHARMACY			1	100%	1
Good Samaritan Society - Mountian Lake		1			1
ST JOHNS EPISCOPAL HOSPITAL SOUTH SHORE		1			1
CVS NV9586POCT RENO		1			1
NHC Chattanooga			1	100%	1
LAKE MARY DIALYSIS			1	100%	1
Westminster Canterbury Richmond		1			1
SV MOBILE HEALTH			1	100%	1
BEACHSIDE DETOX		1			1
MARY WASHINGTON HOSPITAL HOME HEALTH AGENCY	1				1
Gulf Coast health and Rehabilitation, LLC		1			1
SANTA MONICA CA-UCLA MC			1	100%	1
Elm Crest Senior Living Community		1			1
Kroger 444 - The Little Clinic Dent		1			1
SHARON REGIONAL MEDICAL CENTER			1	100%	1
THE CHILDREN'S HOSPITAL OF PHILADELPHIA		1			1
ROAN MOUNTAIN MEDICAL CENTER			1	100%	1
BLUFFTON HEALTH CENTER			1	100%	1
CARENOW MIDTOWN			1	100%	1
TIMPANOGOS REGIONAL HOSPITAL			1	100%	1

# COVID-19: testing by laboratory

Data through May 3, 2021 verified as of May 4, 2021 at 09:25 AM

Data in this report are provisional and subject to change.

The numbers in the table below represent the number of Florida and non-Florida residents for whom test results were received by the Department of Health. A person can be tested by more than one laboratory and can have both positive and negative results. **Therefore, the sum of the numbers in each column will be larger than the total number of people tested.**

Reporting lab	Inconclusive	Negative	Positive	Percent positive	Total
FLORIDA CLINICAL LABORATORY INC DBA			1	100%	1
BAYSHORE DIALYSIS			1	100%	1
FLAGLER MEDICAL ASSOCIATES PA			1	100%	1
PAMC MICRO LAB			1	100%	1
CONCIERGE IV NUTRITION			1	100%	1
FLORIDA DEPARTMENT OF HEALTH IN BROWARD COUNTY		1			1
Parkwood Healthcare Facility		1			1
WELL KEY URGENT CARE MARYVILLE		1			1
NORTH SHORE HEMATOLOGY-ONCOLOGY ASSOCI		1			1
Ladera Center		1			1
OXY-GENLAB			1	100%	1
CARILION CLINIC LAB TESTING SITE-POSTAL		1			1
Alexandria Place		1			1
Hillside Manor Rehabilitation and Extended Care Center		1			1
ALLEGANY COUNTY DEPARTMENT OF HEALTH		1			1
JOHN D. ARCHBOLD MEMORIAL HOSPITAL			1	100%	1
Kroger - KR070600172		1			1
VALLEY VISTA CARE CENTER		1			1
INTERNAL MEDICINE,SCOTTS VALLEY OFFICE, PALO ALTO MEDICAL FOUNDATION			1	100%	1
MOBILE INFIRMARY MEDICAL CENTER			1	100%	1
PINNACLE PAIN CENTER PS DBA LYNX HEALTHCARE		1			1
LEGACY SPECIALTY PHARMACY CORP			1	100%	1
The Center at Centennial			1	100%	1
AURORA CONSOLIDATED LABORATORY			1	100%	1
Kroger 705 - The Little Clinic Richmond		1			1
PM PEDIATRICS OF BAYSIDE, PLLC		1			1
Bethany Manor		1			1
COSTAMED GRUPO MEDICO			1	100%	1
SUSAN F. WILLIAMS M.D., P.A.			1	100%	1
WATERVIEW HILLS REHABILITATION AND NUR		1			1
BLACK SHEEP MEDICAL			1	100%	1
MY URGENT CARE CLINIC			1	100%	1
RAPID CITY REGIONAL HOSPITAL -579 ATTN. LABORATORY		1			1
Kroger 717 - The Little Clinic Dolphin Drive			1	100%	1
PATHOLOGYT & LAB MEDICINE SERVICES			1	100%	1
BMC/NASSAU			1	100%	1
Kroger 909 - The Little Clinic Hamilton			1	100%	1
RIVIERA BEACH HEALTH CENTER LAB			1	100%	1
MEDICAL CLINIC OF HOUSTON			1	100%	1
ST. LUKES HOSPITAL			1	100%	1
WMC HEALTH GROUP INC			1	100%	1
PANCARE HEALTH - CARR ELEM & MIDDLE SCHOOL			1	100%	1
LOUIS A JOHNSON VAMC		1			1
PHYSICIANS ASSOCIATES			1	100%	1
INTEGRATED GENETICS SEQUENOM		1			1
STONESPRINGS HOSPITAL CENTER			1	100%	1
UF HEALTH FAMILY MEDICINE-GOODBYS CREEK			1	100%	1

# COVID-19: testing by laboratory

Data through May 3, 2021 verified as of May 4, 2021 at 09:25 AM

Data in this report are provisional and subject to change.

The numbers in the table below represent the number of Florida and non-Florida residents for whom test results were received by the Department of Health. A person can be tested by more than one laboratory and can have both positive and negative results. **Therefore, the sum of the numbers in each column will be larger than the total number of people tested.**

Reporting lab	Inconclusive	Negative	Positive	Percent positive	Total
DOCTORS HEARING			1	100%	1
AUTUMN HOUSE			1	100%	1
Elderwood at Lancaster		1			1
NORTH MIAMI BEACH SURGICAL CENTER			1	100%	1
MED CHOICE CENTER OF NORTH MIAMI			1	100%	1
Fulton County Medical Center Long Term Care			1	100%	1
LINK PHARMACY LLC		1			1
UNIVERSITY OF WASHINGTON DEPT OF LAB MEDICINE			1	100%	1
C V S / PHARMACY #833		1			1
Encompass Health Rehab Hosp Salisbury		1			1
NEMOUR'S CHILDREN'S CLINIC			1	100%	1
PHYSICIANS IMMEDIATE CARE			1	100%	1
Canandaigua VAMC		1			1
BAPTIST HOSPITAL FAMILY MEDICINE &			1	100%	1
ORCHARD PARK HEALTH CARE AND REHABILITATION CENTER		1			1
MERCYONE DES MOINES MEDICAL CENTER			1	100%	1
FOUR FREEDOMS DIALYSIS			1	100%	1
RIDGE OPTUM FLORIDA			1	100%	1
SOLARIS HEALTHCARE PLANT CITY		1			1
HARDEE COUNTY FIRE RESCUE		1			1
Walgreens #5914		1			1
FLORIDA FAMILY LABORATORY		1			1
ACCESS MEDICAL GROUP OF TAMPA INC			1	100%	1
ANDREWS INSTITUTE AMBULATORY SURGERY CENTER		1			1
COVENANT HEALTH		1			1
Wrightsville Manor Health and Rehab		1			1
GENVIEW DIAGNOSIS INC			1	100%	1
SPRINGBROOK HOSPITAL			1	100%	1
HEALTH PARTNERS LLC		1			1
WY RETIREMENT CENTER		1			1
CAPSTONE REHABILITATION AND HEALTHCARE		1			1
EILEEN TURBESSI MD PA		1			1
MAIN STREET PHARMACY OF MARCELLUS, INC		1			1
WESTMORELAND REGIONAL HOSPITAL			1	100%	1
SAINT PETE MRI			1	100%	1
Kroger 682 - The Little Clinic Combs and Gantzel		1			1
BRIAN C GRINER MD LLC			1	100%	1
FLORHAM PARK ENDOSCOPY CENTER		1			1
HEALTH FIRST HOME CARE		1			1
BIOMAT ORLANDO		1			1
GOLDING-GRANADO MEDICAL ASSOCIATES		1			1
IVY CREEK HEALTHCARE & WELLNESS CENTRE			1	100%	1
HEBER VALLEY MEDICAL CENTER			1	100%	1
FORT LOUDOUN PRIMARY CARE		1			1
ARTIS SENIOR LIVING OF DAVIE, LLC		1			1
CONVENIENT URGENT CARE			1	100%	1
ARBOR DIAGNOSTICS, INC		1			1

# COVID-19: testing by laboratory

Data through May 3, 2021 verified as of May 4, 2021 at 09:25 AM

Data in this report are provisional and subject to change.

The numbers in the table below represent the number of Florida and non-Florida residents for whom test results were received by the Department of Health. A person can be tested by more than one laboratory and can have both positive and negative results. **Therefore, the sum of the numbers in each column will be larger than the total number of people tested.**

Reporting lab	Inconclusive	Negative	Positive	Percent positive	Total
North Ottawa Care Center at Heartwood Lodge		1			1
Village Crest Center for Health & Rehabilitation		1			1
ST JOHN'S MEDICAL CENTER, TETON VILLAGE			1	100%	1
Brown Memorial Home		1			1
MINUTE CLINIC DIAGNOSTIC PA			1	100%	1
SALUDA NURSING CENTER		1			1
RELIANCE HOME HEALTH CARE INC		1			1
TRUCARE LIVING CENTERS - SELMA			1	100%	1
APACHE HEALTH CENTER			1	100%	1
SOMA MEDICAL CENTER PA #2 OAKLAND			1	100%	1
NEXT LEVEL URGENT CARE (WOODLANDS)			1	100%	1
Brakeley Park Center		1			1
AMERICAN DRUG TESTING LAB LLC			1	100%	1
Greenhaven Health and Rehabilitation		1			1
HALIFAX HEALTH PRIMARY CARE			1	100%	1
BMC MAYPORT			1	100%	1
SENCARE MANAGEMENT		1			1
BRONSON METHODIST HOSPITAL			1	100%	1
MONROE COUNTY PUBLIC HEALTH DEPARTMENT			1	100%	1
CARING PROFESSIONAL HEALTH CARE LLC		1			1
ARKANSAS PUBLIC HEALTH LABORATORY		1			1
LANTANA HC LAB			1	100%	1
LUMICO LIFE INSURANCE COMPANY		1			1
SHRIVERS PHARMACY AND WELLNESS CENTER			1	100%	1
STORMONT VAIL HOSPITAL			1	100%	1
HEALTH AND HOPE CLINIC INC			1	100%	1
WALGREENS #10854		1			1
LUTHERAN HOSPITAL OF INDIANA			1	100%	1
SHARP GROSSMONT HOSPITAL LABORATORY			1	100%	1
CARESTAT HOSPICE SERVICES			1	100%	1
BAY AREA HOSPITAL LAB & HST		1			1
WAYNE COUNTY PUBLIC HEALTH		1			1
Aristacare at Cedar Oaks		1			1
OCALA RKC EAST HEMO #1			1	100%	1
ISLANDS ASSISTED LIVING FACILITY,THE			1	100%	1
STANDIFER PLACE		1			1
Mayfair Village Nursing Care Center		1			1
TITUSVILLE REHABILITATION AND NURSING CENTER		1			1
MEDEXPRESS NORTHSIDE			1	100%	1
GATEWAY LABORATORIES		1			1
Kroger 767 - The Little Clinic Beaumont		1			1
DAUGHTERS OF SARAH NURSING CENTER		1			1
PM PEDIATRICS OF BAYSIDE PLLC - STATEN		1			1
ADVANCED URGENT CARE PLLC		1			1
CENTRAL FLA PEDIATIC URGENT CARE LLC		1			1
FIU HEALTH CARE CENTER			1	100%	1
HAYS CLINICAL LAB			1	100%	1



# COVID-19: testing by laboratory

Data through May 3, 2021 verified as of May 4, 2021 at 09:25 AM

Data in this report are provisional and subject to change.

The numbers in the table below represent the number of Florida and non-Florida residents for whom test results were received by the Department of Health. A person can be tested by more than one laboratory and can have both positive and negative results. **Therefore, the sum of the numbers in each column will be larger than the total number of people tested.**

Reporting lab	Inconclusive	Negative	Positive	Percent positive	Total
PRIME CARE FAMILY MEDICINE			1	100%	1
BROOKS REHAB			1	100%	1
BEAUMONT HOSPITAL, GROSSE POINTE			1	100%	1
KROGER 915 - THE LITTLE CLINIC ANDERSON			1	100%	1
GATEWAY HEALTHCARE, PC			1	100%	1
Chesapeake Shores - Signature HealthCare LLC		1			1
CLUB HEALTH AND REHABILITATION CENTER, THE		1			1
Newton Wellesley Center for Alzheimer's Care		1			1
WINTER GARDEN CHILDREN'S HEALTH CENTERS			1	100%	1
ATLANTIS VISION CENTER			1	100%	1
SKY RIDGE MEDICAL CENTER - MICRO			1	100%	1
SHANDSCAIR FLIGHT PROGRAM			1	100%	1
SHAMRA MEDICAL LABORATORY			1	100%	1
PALMETTO LANDING			1	100%	1
MEMORIAL HERMANN MEDICAL GROUP-ATASCOCITA PEDS			1	100%	1
NORTH BROWARD MEDICAL CENTER			1	100%	1
ABBOTT LABORATORIES - OCCUPATIONAL HEALTH SERVICES			1	100%	1
URGENTMED			1	100%	1
Kroger 410 - The Little Clinic Trinity		1			1
KIDZ FAMILY CARE			1	100%	1
SEPULVEDA OUTPATIENT AND NURSING HOME CARE			1	100%	1
METROWEST MEDICAL CENTER - FRAMINGHAM			1	100%	1
SHANNON MEDICAL CENTER			1	100%	1
IMA MEDICAL CENTER OF SOUTH WEST ORLANDO			1	100%	1
CARE CENTER OF LAKE PLACID			1	100%	1
WELLSTAR KENNESAW MEDICAL CENTER		1			1
ASSOCIATESMD			1	100%	1
HIGHLANDS CLINICAL LABORATORY			1	100%	1
ALVERNIA UNIVERSITY HEALTH AND WELLNESS CENTER		1			1
NORTH COUNTY MEDICAL LAB			1	100%	1
MARYLAND DEPARTMENT OF HEALTH AND MENTAL HYGIENE-LABORATORIES			1	100%	1
OCEAN PEDIATRIC CARE			1	100%	1
PHYSICIANS LAB INC			1	100%	1
Redwood Springs Healthcare			1	100%	1
AHC Dyersburg		1			1
FELD ENTERTAINMENT			1	100%	1
SUNRISE/QUAY COUNTY HEALTH CLINIC		1			1
CENTRAL FLORIDA HOSPITALIST			1	100%	1
WESLEY LONG HOSPITAL			1	100%	1
LACKAWANNA HEALTH AND REHAB CENTER		1			1
GREATER MIAMI DIALYSIS			1	100%	1
Metairie Healthcare Center			1	100%	1
VIRGINIA CVS PHARMACY, LLC DBA CVS/PHARMACY #1884		1			1
HEALTHALLIANCE HOSPITAL LABORATORY		1			1
UT MD ANDERSON CANCER CENTER-TUMOR MARKER LAB			1	100%	1
NORTHSIDE FAMILY MEDICINE		1			1
CONVENIENT MD			1	100%	1

# COVID-19: testing by laboratory

Data through May 3, 2021 verified as of May 4, 2021 at 09:25 AM

Data in this report are provisional and subject to change.

The numbers in the table below represent the number of Florida and non-Florida residents for whom test results were received by the Department of Health. A person can be tested by more than one laboratory and can have both positive and negative results. **Therefore, the sum of the numbers in each column will be larger than the total number of people tested.**

Reporting lab	Inconclusive	Negative	Positive	Percent positive	Total
WELLSTREET CLAIRMONT		1			1
GOOD SAMARITAN SOCIETY - DE SMET		1			1
ALIMETRIX INC		1			1
Alden Lincoln Park			1	100%	1
WELLMED AT BAY AREA		1			1
NAVICENT HEALTH OCONEE, LLC		1			1
PORTSMOUTH REG. HOSPITAL			1	100%	1
LAKELAND MEDICAL CENTER			1	100%	1
Illiana HCS -Danville VAMC		1			1
UNITED HOSPITAL CENTER LABORATORY			1	100%	1
BAYLOR SCOTT & WHITE ALL SAINTS MEDICAL CENTER FT			1	100%	1
MOUNT SINAI MEDICAL CENTER OF FLORIDA INC			1	100%	1
FAMILY PHYSICIANS OF WINTER PARK, INC			1	100%	1
CARLTON SHORES HEALTH AND REHABILITATION CENTER			1	100%	1
NULL			1	100%	1
Peninsula Nursing and Rehabilitation Center		1			1
PULSE MEDICAL DOCTOTS LLC			1	100%	1
ADVANCED INDIVIDUALIZED MEDICINE OF NAPLES			1	100%	1
OXLEY PARK HEALTH & REHAB		1			1
NORTHERN KENTUCKY HEALTH DEPARTMENT			1	100%	1
RANDOLPH-MACON COLLEGE			1	100%	1
GREYSTONE HOME HEALTH OF GREATER ORLANDO LLC		1			1
AUBURNDALE DOCTOR TODAY			1	100%	1
LAKELAND REGIONAL HEALTH AUBURNDALE		1			1
MEMORIAL HOSPITAL MIRAMAR WAIVED TESTING			1	100%	1
BIODORON LABORATORIES			1	100%	1
MISSION REGIONAL MEDICAL CENTER			1	100%	1
Kroger 433 - The Little Clinic Atoka		1			1
BASCOM PALMER-MICRO LAB			1	100%	1
ARNOLD PALMER HOSPITAL LAB POCT		1			1
CAH ACQUISITION COMPANY 11 LLC			1	100%	1
BOCA MEDICAL CARE			1	100%	1
RIVERSIDE COUNTY PUBLIC HEALTH LABORATORY			1	100%	1
MDS PHARMA SERVICES		1			1
ACUPATH LABORATORIES INC			1	100%	1
WALKIN MEDICAL URGENT CARE,NEW CITY			1	100%	1
WEST FLORIDA MEDICAL ASSOCIATES			1	100%	1
RYE BEACH PHARMACY INC		1			1
FLORIDA DEPARTMENT OF HEALTH PALM BEACH COUNTY			1	100%	1
PACE UNIVERSITY HEALTH CARE		1			1
Northern Nevada State Veterans Home		1			1
ST.ELIZABETH HEALTH CENTER	1				1
CHILDREN'S AT CHAMBLEE BROOKHAVEN URGE		1			1
MEMORIAL MEDICAL CENTER			1	100%	1
ALLIED PHYSICIANS GROUP		1			1
NAVAL BRANCH HEALTH CLINIC			1	100%	1
INNOVATIVE CARE PARTNERS PLLC			1	100%	1

# COVID-19: testing by laboratory

Data through May 3, 2021 verified as of May 4, 2021 at 09:25 AM

Data in this report are provisional and subject to change.

The numbers in the table below represent the number of Florida and non-Florida residents for whom test results were received by the Department of Health. A person can be tested by more than one laboratory and can have both positive and negative results. **Therefore, the sum of the numbers in each column will be larger than the total number of people tested.**

Reporting lab	Inconclusive	Negative	Positive	Percent positive	Total
USC VERDUGO HILLS HOSPITAL			1	100%	1
CARE CONNECTIONS AT HOME LLC			1	100%	1
THE BRENNITY AT TRADITION			1	100%	1
STATE OF ALASKA			1	100%	1
PEDIATRIC PARTNERS OF ZEPHYRHILLS PA			1	100%	1
LABONE		1			1
ADVANCED DIALYSIS CENTER OF FORT LAUDERDALE			1	100%	1
Creekside Center for Rehabilitation and Healing		1			1
ENCOMPASS HEALTH REHAB HOSP TOMS RIVER		1			1
Towne Manor West		1			1
BARRINGTON TERRACE NAPLES			1	100%	1
Villages of St.Peters		1			1
A.G. Rhodes		1			1
PALM COAST DRAW STATION/AMERICAN HEALTH ASSOCIATES		1			1
STEELFUSION CLINICAL TOXICOLOGY LABS			1	100%	1
PIONEER CLINICAL RESEARCH LLC			1	100%	1
Walgreens #12153		1			1
CLINICAL TRIALS OF TAMPA LLC		1			1
THE EMORY CLINIC			1	100%	1
TAYLOR COUNTY HEALTH DEPARTMENT			1	100%	1
CVS IL7142POCT LOCKPORT		1			1
COURTLAND TERRACE		1			1
CROSS CREEK HEALTH CARE		1			1
HOME AIDE SVC OF EASTERN NY INC D/B/A		1			1
MERITER LABORATORIES			1	100%	1
Shelbyville Manor		1			1
KAISER PERMANENTE REGIONAL REFERENCE LABORATORY		1			1
Manor Care Health Care Services - Williamsport North		1			1
AUTUMN CARE OF STATESVILLE, LLC		1			1
VALLEY HOSPITAL MEDICAL CENTER		1			1
WILLOWBROOKE COURT AT MATTHEWS GLEN		1			1
WW Chem Auto SS			1	100%	1
DOCTORS CHOICE HOME CARE INC			1	100%	1
BAPTIST HEALTH SURGERY CENTER			1	100%	1
DIXIE REGIONAL MEDICAL CENTER			1	100%	1
Encompass Health Littleton		1			1
WALGREENS #12322		1			1
TREASURE COAST COMMUNITY HEALTH INC			1	100%	1
UMASS MEMORIAL/MARLBORO HOSPITAL			1	100%	1
ANMED HEALTH MEDICAL CENTER			1	100%	1
Ramsey Village		1			1
LAKE WALES DIALYSIS CENTER			1	100%	1
KENDALL PEDIATRICS PARTNERS LLC			1	100%	1
MEDEXPRESS URGENT CARE, LEBANON		1			1
MEDICAL CENTER OF TRINITY - MOB		1			1
Senior Rehab & Recovery Center at Limestone Health Facility		1			1
Central Alabama Veterans HCS - West Campus		1			1

# COVID-19: testing by laboratory

Data through May 3, 2021 verified as of May 4, 2021 at 09:25 AM

Data in this report are provisional and subject to change.

The numbers in the table below represent the number of Florida and non-Florida residents for whom test results were received by the Department of Health. A person can be tested by more than one laboratory and can have both positive and negative results. **Therefore, the sum of the numbers in each column will be larger than the total number of people tested.**

Reporting lab	Inconclusive	Negative	Positive	Percent positive	Total
Kroger 419 - The Little Clinic Farmington/Exeter		1			1
LAURELS OF NORWORTH		1			1
Kroger 368 - The Little Clinic Frankfort West		1			1
COLLIER BLVD HMA PHYSICIANS MANAGEMENT LLC			1	100%	1
PRECISE PATHOLOGY ASSOCIATES PLLC			1	100%	1
BELMONT VILLAGE AT JOHNS CREEK		1			1
ORAL & FACIAL SURGERY			1	100%	1
PATIENT FIRST - HAMILTON		1			1
PRIORITY CARE LLC			1	100%	1
KETAMINE HEALTH CENTERS OF WEST PALM BEACH LLC		1			1
PEDIATRIC SPECIALTY CLINIC COLLIER			1	100%	1
MISSION HOSPITAL			1	100%	1
MEDICAL CENTER			1	100%	1
EVENTIDE LUTHERAN HOME		1			1
Victory Health and Rehabilitation			1	100%	1
PHOENIX MEDICAL CLINIC			1	100%	1
IZ MEDICAL		1			1
CARENOW URGENT CARE – SPRING			1	100%	1
Arch Plaza Nursing and Rehabilitation Center			1	100%	1
RIVERSIDE PEDIATRIC GROUP, INC		1			1
BATESVILLE - SHERWOOD URGENT CARE			1	100%	1
DONALSONVILLE HOSPITAL			1	100%	1
WALK IN FAMILY MEDICINE CENTER			1	100%	1
Fairhope		1			1
ORDRS, INC.			1	100%	1
RIVERVIEW HOSPITAL	1				1
URGENT CARE OF FORT LAUDERDALE INC			1	100%	1
ELAN MANATEE			1	100%	1
PRIME HEALTHCARE SERVICES		1			1
CANDLER HOSPITAL			1	100%	1
APOLLOMDX LLC			1	100%	1
SONORAN DESERT PATHOLOGY			1	100%	1
LONG ISLAND MINIMALLY INVASIVE SURGERY		1			1
Woodstock Nursing and Rehabilitation Center		1			1
CVS KS8573POCT OVERLAND PARK		1			1
TARRYTOWN PHARMACY			1	100%	1
BAM INC		1			1
VA Boston HCS-Brockton Division		1			1
DOCTOR TODAY URGENT CARE			1	100%	1
TENNOVA HEALTHCARE - CLEVELAND			1	100%	1
Kroger 379 - The Little Clinic Stony Brook		1			1
Royal Palm Beach Health and Rehab Center			1	100%	1
PLEASANT RIDGE MANOR WEST		1			1
SAINT LEO UNIVERSITY INCORPORATED			1	100%	1
SOUTHERN REGIONAL MEDICAL CENTER		1			1
FAMILY MEDICINE AT CELEBRATION		1			1
DR DAN C TRIGG MEMORIAL HOSPITAL		1			1

# COVID-19: testing by laboratory

Data through May 3, 2021 verified as of May 4, 2021 at 09:25 AM

Data in this report are provisional and subject to change.

The numbers in the table below represent the number of Florida and non-Florida residents for whom test results were received by the Department of Health. A person can be tested by more than one laboratory and can have both positive and negative results. **Therefore, the sum of the numbers in each column will be larger than the total number of people tested.**

Reporting lab	Inconclusive	Negative	Positive	Percent positive	Total
CHI MEMORIAL HOSPITAL CHATTANOOGA			1	100%	1
WALGREENS #09456		1			1
KIDSVILLE PEDIATRICS III PA			1	100%	1
INHEALTH LIFE SCIENCES LLC			1	100%	1
OPCO LLC LEGACY NURSING AND REHABILITA		1			1
CAPE CORAL HOSPITAL NURSING			1	100%	1
ABE'S GARDEN/PARK MANOR APARTMENTS		1			1
EXAC CARE CROSSVILLE		1			1
Kroger 524 - The Little Clinic Iron Bridge Road		1			1
IMMEDIATE CARE MEDICAL CENTER			1	100%	1
RESOURCE PATH LLC			1	100%	1
CARESOUTH HHA HOLDINGS OF VIRGINIA, LLC			1	100%	1
MEDEXPRESS URGENT CARE - PATRICK STREE			1	100%	1
IMMY LABS			1	100%	1
CARESPOT - MIAMI GARDENS			1	100%	1
Kroger 086 - The Little Clinic Broomfield-Sheridan		1			1
Community Compassion Center of Batesville			1	100%	1
WESTCHESTER MEDICAL CENTER ADVANCED		1			1
Hempfield Manor		1			1
Avon Health Center		1			1
MAYO MEDICAL LABORATORIES			1	100%	1
Falmouth By The Sea			1	100%	1
441 URGENT CARE CENTER - BROWNWOOD			1	100%	1
BROOKSHIRE, THE			1	100%	1
SANFORD LABORATORIES WATERTOWN			1	100%	1
Florence Nursing and Rehabilitation Center		1			1
ARISTACARE AT MANCHESTER		1			1
MEDEXPRESS URGENT CARE-MEADVILLE			1	100%	1
PATHOLOGY ASSOCIATES			1	100%	1
EDWARD HOSPITAL			1	100%	1
SKIN AND CANCER ASSOCIATES LLP		1			1
BRADEN CLINIC		1			1
HAVASU REGIONAL MEDICAL CENTER			1	100%	1
UNITED HEALTHCARE			1	100%	1
Perham Living			1	100%	1
HARDIN HEALTH INC		1			1
ST PETERSBURG GENERAL HOSPITAL LABORATORY			1	100%	1
PERFECT HEALTH URGENT CARE AND MEDICAL		1			1
HERITAGE HEALTHCARE CENTER AT TALLAHASSEE			1	100%	1
FIRST CARE OF GAINESVILLE			1	100%	1
Kroger 929 - The Little Clinic Corryville		1			1
CVS TN6394POCT BRENTWOOD		1			1
Seal Rock Healthcare		1			1
GULF COAST VILLAGE HOME HEALTH INC			1	100%	1
WELLSTREET BUCKHEAD SOUTH		1			1
ADVENTHEALTH MEDICAL GROUP OBSTETRICS AND			1	100%	1
RESTORE MEDICAL PARTNERS PLLC			1	100%	1



# COVID-19: testing by laboratory

Data through May 3, 2021 verified as of May 4, 2021 at 09:25 AM

Data in this report are provisional and subject to change.

The numbers in the table below represent the number of Florida and non-Florida residents for whom test results were received by the Department of Health. A person can be tested by more than one laboratory and can have both positive and negative results. **Therefore, the sum of the numbers in each column will be larger than the total number of people tested.**

Reporting lab	Inconclusive	Negative	Positive	Percent positive	Total
BROOKDALE FORT WALTON BEACH			1	100%	1
SAINT JOSEPH'S HOSPITAL AND MEDICAL CENTER		1			1
PALACE CARE AND REHAB		1			1
Redstone Highlands			1	100%	1
ST. PETERSBURG PEDIATRICS-SEMINOLE			1	100%	1
BRUSHY CREEK FAMILY HOSPITAL			1	100%	1
NORTH PALM CHIDRENS PHYSICIANS			1	100%	1
BLESSINGS MEDICAL CLINIC, THE			1	100%	1
HUGH CHATHAM FAMILY MEDICINE INDEPENDENCE		1			1
The Evangelical Lutheran Good Samaritan Society Prescott Village		1			1
EASTGENE LABORATORIES		1			1
Crowne Place Assisted Living		1			1
M.D. ANDERSON CANCER CENTER			1	100%	1
Kingston Care Center of Fort Wayne		1			1
BSA PHYSICIANS GROUP, INC D/B/A BSA FAMILY MEDICAL			1	100%	1
PHI LIFE SCIENCES			1	100%	1
Oakland Nursing and Rehabilitation Center		1			1
HEALTHCARE FOR THE HOMELESS			1	100%	1
INFECTION CONTROL DEPT			1	100%	1
EVEXIA DIAGNOSTICS			1	100%	1
USF PHYSICIANS GROUP			1	100%	1
CLEMENT MANOR HEALTH CENTER		1			1
Kroger 970 - The Little Clinic Westfield			1	100%	1
CSL PLASMA LAB			1	100%	1
OCEANVIEW NURSING AND REHABILITAION CENTER			1	100%	1
PRIMARY AND URGENT CARE			1	100%	1
NEW SMYRNA BEACH AMBULATORY CARE CTR			1	100%	1
GARDEN VIEW CARE CENTER		1			1
CENTRAL JERSEY URGENT CARE OF GREEN BR		1			1
REDSTONE REHABILITATION & NURSING CENT		1			1
BOCA CIEGA CENTER			1	100%	1
EXPRESS WALK IN MEDICAL CENTER			1	100%	1
ORANGE PEDIATRICS PA			1	100%	1
SYCAMORE MEDICAL CENTER-KETTERING HEALTH NETWORK			1	100%	1
SPEARE MEMORIAL HOSPITAL			1	100%	1
DOMINION DIAGNOSTICS			1	100%	1
ALDEN PHARMACY		1			1
AVANTARA REDFIELD		1			1
Princeton Place			1	100%	1
NONA MEDICAL ARTS		1			1
SOUTHEAST MISSOURI HOSPITAL		1			1
NORTH SHORE HEMATOLOGY-ONCOLOGY ASSOCIATES PC		1			1
NORTHWEST TEXAS HEALTHCARE SYSTEM,INC			1	100%	1
DOCTORS CARE - GREER		1			1
ELMCROFT OF TIMBERLIN PARC			1	100%	1
Coos County Nursing Home		1			1
EVERLYWELL DIAGNOSTICS			1	100%	1

# COVID-19: testing by laboratory

Data through May 3, 2021 verified as of May 4, 2021 at 09:25 AM

Data in this report are provisional and subject to change.

The numbers in the table below represent the number of Florida and non-Florida residents for whom test results were received by the Department of Health. A person can be tested by more than one laboratory and can have both positive and negative results. **Therefore, the sum of the numbers in each column will be larger than the total number of people tested.**

Reporting lab	Inconclusive	Negative	Positive	Percent positive	Total
BEST CARE COMMUNITY AND FAMILY HEALTH CENTER INC			1	100%	1
777 URGENT CARE			1	100%	1
SONNI'S PEDIATRICS			1	100%	1
CAREMOUNT MEDICAL PC		1			1
DIGNITY HEALTH GOHEALTH		1			1
CELEBRATION HOSPITAL			1	100%	1
CARENOW URGENT CARE-MURFREESBORO			1	100%	1
MID-FLORIDA CANCER CENTERS		1			1
Brookdale Richmond Place		1			1
MANHATTAN EYE EAR AND THROAT HOSPITAL		1			1
PHYSICIANS PREMIER ER- BASTROP			1	100%	1
MEMORIAL HERMANN KATY HOSPITAL			1	100%	1
Port Orange Nursing And Rehab Center			1	100%	1
SUMMIT LABORATORY			1	100%	1
HARBOR OAKS GOLDEN YEARS			1	100%	1
VIRGINIA UROLOGY		1			1
SHP WESTCHESTER LLC		1			1
ALPHA 1 ANTITRYPSIN RESEARCH PROGRAM			1	100%	1
Dexter Health Care		1			1
Central Park Healthcare & Rehabilitation Center		1			1
WEST VIRGINIA UNIVERSITY HOSPITALS			1	100%	1
Medilodge of East Lansing		1			1
Chicago Heights CBOC		1			1
WYOMING COUNTY DEPARTMENT OF HEALTH		1			1
KNAPP MEDICAL GROUP			1	100%	1
EMERSON HOSPITAL LABORATORY			1	100%	1
UNIVERSAL DIAGNOSTICS LABORATORIES			1	100%	1
Heartland Health Care Center Jacksonville			1	100%	1
Heritage Health of Peru			1	100%	1
Belvoir Woods Health Care Center at The Fairfax		1			1
CVS AZ10529POCT SCOTTSDALE		1			1
DAVENPORT DIALYSIS CENTER		1			1
SOUTHWEST VIRGINIA COMMUNITY HEALTH SYSTEMS			1	100%	1
JACK M MATHENY II MD			1	100%	1
RCP OF MEMORIAL WEST			1	100%	1
MEDICAL CITY NORTH HILLS			1	100%	1
SPINE & PAIN CONSULTANT PLLC		1			1
WEST PALM BEACH PHARMACEUTICALS LLC			1	100%	1
THEDACARE FAMILY MEDICINE GATEWAY			1	100%	1
PRISMA HEALTH TUOMEY LABORATORY			1	100%	1
ACCESS FAMILY CARE LLC			1	100%	1
BRIGHT HEALTH CLINIC CORP			1	100%	1
FLAGLER COUNTY BOARD OF COUNTY COMMISSIONERS			1	100%	1
NEXTCARE DOBSON			1	100%	1
COVENANT HOSPITAL HOBBS D/B/A COVENANT		1			1
MOBILE MEDICAL CLINIC			1	100%	1
ABRAZO WEST CAMPUS			1	100%	1

# COVID-19: testing by laboratory

Data through May 3, 2021 verified as of May 4, 2021 at 09:25 AM

Data in this report are provisional and subject to change.

The numbers in the table below represent the number of Florida and non-Florida residents for whom test results were received by the Department of Health. A person can be tested by more than one laboratory and can have both positive and negative results. **Therefore, the sum of the numbers in each column will be larger than the total number of people tested.**

Reporting lab	Inconclusive	Negative	Positive	Percent positive	Total
LITTLE COMPANY OF MARY HOSPITAL			1	100%	1
MORSELIFE HOME CARE INC			1	100%	1
TRUMAN MEDICAL CENTER - HOSPITAL HILL			1	100%	1
Rehab Select of Talladega		1			1
Erwin Health Care Center		1			1
NORTON HOSPITAL			1	100%	1
CONTINENTAL HOME HEALTH CARE INC			1	100%	1
MEMORIAL URGENT CARE CENTER -			1	100%	1
WASHINGTON CENTER FOR REHABILITATION A		1			1
URGENT CARE 24/7 TAMPA			1	100%	1
LiveWell		1			1
PREMIUM HOME HEALTH CARE INC			1	100%	1
SACRED HEART HEALTH SYSTEM- MIDWIFE PROGRAM			1	100%	1
Community Resource and Referral Center		1			1
SOUTHWEST FLORIDA DIVISION LAB			1	100%	1
Community Care Center of Heritage House, LLC			1	100%	1
CONCORDIA MANOR			1	100%	1
NORTH FLORIDA REGIONAL MEDICAL CENTER EMERGENCY			1	100%	1
Casa Real Center		1			1
KENNEDY BOULEVARD DIALYSIS			1	100%	1
MISSION HOSPITAL – MEMORIAL CAMPUS			1	100%	1
HILTON HEAD HOSPITAL/INPATIENT			1	100%	1
MEMORIAL HEALTH UNIVERSITY MEDICAL		1			1
MEDOR/ACC SYNCHRONY			1	100%	1
PRIMARY CARE GROUP LLC		1			1
WALGREENS #04786		1			1
WELLINGTON PHYSICIANS URGENT CARE AT PALOMINO			1	100%	1
GEAUGA REGIONAL HOSPITAL		1			1
SAN ANTONIO DERMATOLOGY AND MEDICAL SPA			1	100%	1
ALPHA CLINICAL LABORATORY CORP.			1	100%	1
Victoria Manor		1			1
Chateau Living Center			1	100%	1
FLORIDA HOSPITAL ORMOND BEACH			1	100%	1
SIGNATURE CARE MEMORIAL CITY			1	100%	1
PRACTITIONERS IN MOTION			1	100%	1
FAMILY MEDICAL CARE OF MOUNT DORA INC			1	100%	1
SYNERGY DIALYSIS INC			1	100%	1
VA Central Western Massachusetts HCS		1			1
SEABROOK EMS			1	100%	1
CHILDREN'S NATIONAL MEDICAL CENTER			1	100%	1
AFFILIATED LABORATORIES INC			1	100%	1
PATIENT FIRST - CHERRY HILL		1			1
AAA MEDICAL TESTING			1	100%	1
GENESIS MEDICAL CENTER OF CORAL SPRINGS INC			1	100%	1
PALOMAR MEDICAL CENTER			1	100%	1
CHRISTIANA HOSPITAL		1			1
WINTER HAVEN DIALYSIS		1			1

# COVID-19: testing by laboratory

Data through May 3, 2021 verified as of May 4, 2021 at 09:25 AM

Data in this report are provisional and subject to change.

The numbers in the table below represent the number of Florida and non-Florida residents for whom test results were received by the Department of Health. A person can be tested by more than one laboratory and can have both positive and negative results. **Therefore, the sum of the numbers in each column will be larger than the total number of people tested.**

Reporting lab	Inconclusive	Negative	Positive	Percent positive	Total
HOSPICE OF MARION COUNTY INC			1	100%	1
NEW MILFORD HOSPITAL			1	100%	1
SALEM HOSPITAL REGIONAL LABORATORY		1			1
VELOCITY URGENT CARE - REDMILL			1	100%	1
CHI ST VINCENT LITTLE ROCK DIAGNOSTIC CLINIC			1	100%	1
CHAMBREL AT PINECASTLE			1	100%	1
BRADENTON CONVENTION CENTER□			1	100%	1
SOUTH TEXAS HEALTH SYSTEM ER - WARE ROAD			1	100%	1
TEMPLE TERRACE DIALYSIS			1	100%	1
ACCURATE HEALTH SERVICES CORP			1	100%	1
Wildwood Healthcare		1			1
LabCorp L#09258295 M#09258285			1	100%	1
TARRANT MEDICAL ASSOCIATES			1	100%	1
PATHOLOGY		1			1
SANFORD HOME		1			1
LIBERTY URGENT CARE			1	100%	1
PHYSICIANS IMMEDIATE CARE CHICAGO			1	100%	1
MISSISSIPPI VALLEY REGIONAL BLOOD CENTER			1	100%	1
EASTSIDE URGENT CARE			1	100%	1
DEL PRADO MEDICAL CENTER, INC		1			1
MARIANNA DIALYSIS CENTER			1	100%	1
Ozark Health and Rehabilitation, LLC		1			1
PEDIATRIC ASSOCIATES - DORAL			1	100%	1
GRANITE FALLS LTC, LLC		1			1
PACIFICA CARE PLLC			1	100%	1
MEDCOR AT ROYAL CARIBBEAN			1	100%	1
SUNCOAST BEHAVIORAL HEALTH CENTER			1	100%	1
NEXTCARE NIFONG			1	100%	1
TFH HOME HEALTH INC			1	100%	1
PIEDMONT NEWTON HOSPITAL		1			1
WESLEY CHAPEL INTERNAL MEDICINE AND PEDIATRICS PA			1	100%	1
BRIDGEWATER AT WATERMAN VILLAGE			1	100%	1
FLORIDA EPIDEMIOLOGY PROGRAM			1	100%	1
Whispering Pines Nursing & Rehabilitation Center		1			1
VELOCITY URGENT CARE - LITTLE CREEK			1	100%	1
ST JOHN HOSPITAL & MEDICAL CENTER MICRO			1	100%	1
CAROLINAS PHYSICIAN NETWORK			1	100%	1
HABANA HEALTH CARE CENTER			1	100%	1
PHYSICIANS URGENT CARE PLLC		1			1
White Oak Manor - Rock Hill		1			1
SANTA CLARA VALLEY MEDICAL CENTER			1	100%	1
MARTIN HEALTH PHYSICIAN GROUP			1	100%	1
CVS AZ9374POCT TUCSON		1			1
Kroger 500 - The Little Clinic Speedway		1			1
SMITH KLINE			1	100%	1
JACKSONVILLE HEALTH & REHAB		1			1
MEDEXPRESS-DOVER		1			1

# COVID-19: testing by laboratory

Data through May 3, 2021 verified as of May 4, 2021 at 09:25 AM

Data in this report are provisional and subject to change.

The numbers in the table below represent the number of Florida and non-Florida residents for whom test results were received by the Department of Health. A person can be tested by more than one laboratory and can have both positive and negative results. **Therefore, the sum of the numbers in each column will be larger than the total number of people tested.**

Reporting lab	Inconclusive	Negative	Positive	Percent positive	Total
HARMONY HEALTHCARE ORLANDO INC		1			1
ALLIED PEDIATRICS & FAMILY MEDICINE			1	100%	1
SOUTHEAST HEALTH WESTGATE CLINIC			1	100%	1
CUSTOM SCRIPTS PHARMACY		1			1
MEDEXPRESS URGENT CARE - CABOT			1	100%	1
FLORIDA HOSPITAL LAB			1	100%	1
Sage Bluff Health & Rehabilitation Center		1			1
VA Healthcare Center- Newburg		1			1
VA OPTOMETRY CLINIC			1	100%	1
THE HEART HOSPITAL BAYLOR PLANO			1	100%	1
FRESENIUS KIDNEY CARE OCALA			1	100%	1
GARNET HEALTH URGENT CARE		1			1
Heartland of Perrysburg		1			1
PM PEDIATRICS OF VIRGINIA			1	100%	1
FLAGLER PROFESSIONAL HEALTH CARE SERVICES INC		1			1
CACERES SPECIALIZED GYNECOLOGY		1			1
MOUNT SINAI MEDICAL CENTER AVENTURA ER			1	100%	1
SIERRA HEALTH CARE CENTER		1			1
STEWARD FLORIDA ALF, INC			1	100%	1
Crowne Health Care of Thomasville		1			1
SAPLING GROVE URGENT CARE		1			1
CURELOGICS WOUND CARE & HYPERBARIC CENTER		1			1
RIVERSIDE MEDICAL CENTER		1			1
SANTA BARABARA ALF LLC (THE WINDSOR)			1	100%	1
VA Tennessee Valley HCS-Nashville Campus			1	100%	1
Mercy Manor Transition Center			1	100%	1
TENNOVA ER - SANGO			1	100%	1
WINDSOR MANOR			1	100%	1
ST. JOHN HOSPITAL & MEDICAL CENTER			1	100%	1
COMMUNITY HOSPITALS INDIANAPOLIS			1	100%	1
MEMORIAL HERMANN SOUTHWEST HOSPITAL			1	100%	1
KODIAK AREA NATIVE ASSOCIATION-KANA			1	100%	1
ACCESS TOTAL CARE - PORTLAND			1	100%	1
CAREFIRST URGENT CARE - BEECHMONT			1	100%	1
SPECTRUM LABORATORY			1	100%	1
THE TOLEDO HOSPITAL			1	100%	1
KIOSK MEDICINE OF KENTUCKY LLC		1			1
SUDARSAN KAMISSETTY MD PA			1	100%	1
EVERGREEN NURSING HOME		1			1
Florence Home		1			1
FRANKLIN CBOC			1	100%	1
Garden View Care Center at Dougherty Ferry		1			1
MANOR CARE OF DELRAY BEACH FL LLC		1			1
WEST BOYNTON DIALYSIS			1	100%	1
ARLINGTON ADULT RESIDENTIAL FACILITY, INC			1	100%	1
DAVITA DIALYSIS-NORTH			1	100%	1
EAST TENNESSEE STATE UNIVERSITY		1			1



# COVID-19: testing by laboratory

Data through May 3, 2021 verified as of May 4, 2021 at 09:25 AM

Data in this report are provisional and subject to change.

The numbers in the table below represent the number of Florida and non-Florida residents for whom test results were received by the Department of Health. A person can be tested by more than one laboratory and can have both positive and negative results. **Therefore, the sum of the numbers in each column will be larger than the total number of people tested.**

Reporting lab	Inconclusive	Negative	Positive	Percent positive	Total
MOUNT SINAI CORAL GABLES			1	100%	1
ADAPTIVE BIOTECHNOLOGIES			1	100%	1
DR PHILLIPS CENTER FOR WELLNESS		1			1
ANY LAB TEST NOW JACKSONVILLE		1			1
Rockcastle Health and Rehab		1			1
URGENT CARE CENTER OF PORT ORANGE LLC			1	100%	1
Autumn Care of Suffolk		1			1
Troy Center for Rehabilitation & Nursing		1			1
HIDALGO FAMILY CLINIC			1	100%	1
PEDIATRICS AND FAMILY CARE, LLC			1	100%	1
Ranger Care Center			1	100%	1
CVS KS8601POCT OVERLAND PARK			1	100%	1
HEALTH FIRST MEDICAL GROUP LLC			1	100%	1
Schenectady Center for Rehabilitation & Nursing		1			1
CARESPOT - OVIEDO			1	100%	1
REGENTS PARK OF JACKSONVILLE			1	100%	1
Schoenbrunn Healthcare		1			1
NORTH SHORE MEDICAL CENTER - SALEM HOSPITAL			1	100%	1
Total	105,907	19,873,247	2,909,996	13%	22,889,150