

COVID-19: summary of cases and monitoring

Data through Apr 29, 2021 verified as of Apr 30, 2021 at 09:25 AM

Data in this report are provisional and subject to change.

Cases: people with positive PCR or antigen test result

Total cases

Florida residents	2,191,695
Non-Florida residents	41,823

Type of testing

Florida residents	2,191,695
Positive by BPHL/CDC	79,967
Positive by commercial/hospital lab	2,111,728
PCR positive	1,750,132
Antigen positive	441,563
Non-Florida residents	41,823
Positive by BPHL/CDC	993
Positive by commercial/hospital lab	40,830
PCR positive	28,447
Antigen positive	13,376

Characteristics

Florida residents hospitalized	90,489
Florida resident deaths	35,161
Non-Florida resident deaths	697

Hospitalized counts include anyone who was hospitalized at some point during their illness. It does not reflect the number of people currently hospitalized.

More information on deaths identified through death certificate data is available on the National Center for Health Statistics website at www.cdc.gov/nchs/nvss/vsrr/COVID19/index.htm.

Cases: people with positive PCR or antigen test result

Risk factors for Florida residents

Traveled	17,544
Contact with a known case	874,282
Traveled and contact with a known case	23,905
Neither	1,275,964
No travel and no contact	264,176
Travel is unknown	720,464
Contact is unknown	486,071
Contact is pending	456,963

Travel can be unknown and contact can be unknown or pending for the same case, these numbers will sum to more than the "neither" total.

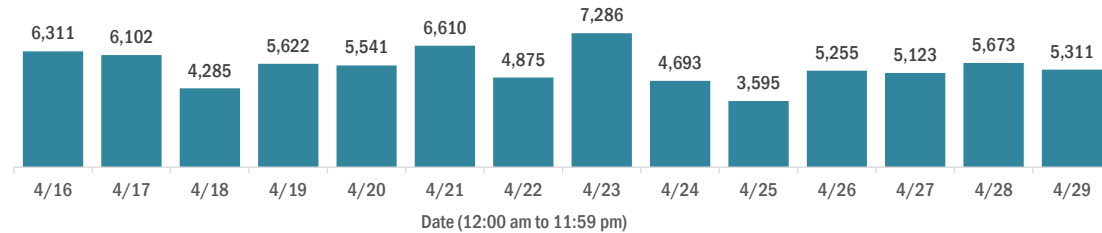
COVID-19: summary of laboratory testing

Data through Apr 29, 2021 verified as of Apr 30, 2021 at 09:25 AM

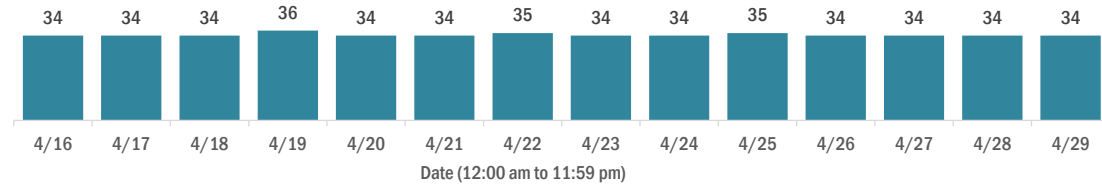
Data in this report are provisional and subject to change.

Cases in Florida residents per day for the past 2 weeks

Number of cases per day



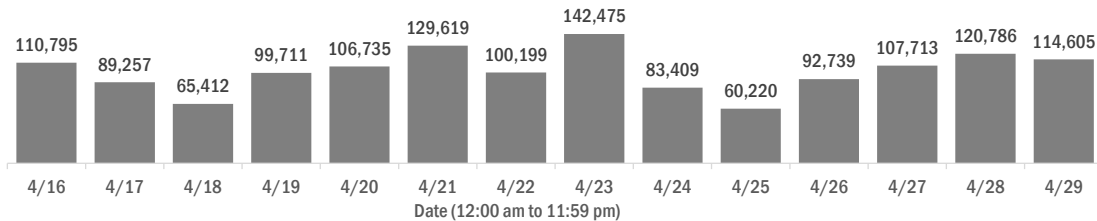
Median age of cases by day



Laboratory testing for Florida residents over the past 2 weeks

Number of Florida residents tested per day

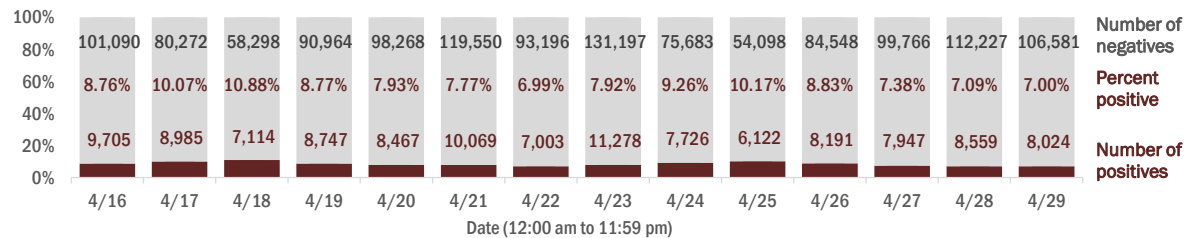
These counts include the number of people for whom the Department received PCR or antigen laboratory results by day. People tested on multiple days will be included for each day a new result was received. A person is only counted once for each day they are tested, regardless of whether multiple specimens are tested or multiple results are received.



Number and percent of Florida residents with positive test results

The percent of positive results ranged from 6.99% to 10.88% over the past 2 weeks and was 7.00% yesterday.

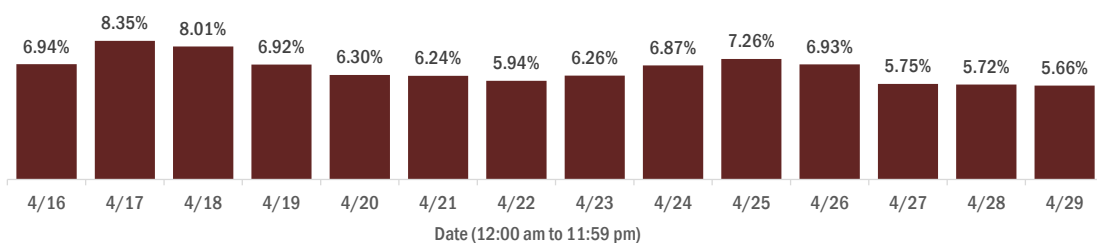
These counts include the number of people for whom the Department received PCR or antigen laboratory results by day. People tested on multiple days will be included for each day a new result was received. A person is only counted once for each day they are tested, regardless of whether multiple specimens are tested or multiple results are received. If a person has a positive specimen and a negative specimen in the same day, only the positive result is counted.



Percent positivity for new cases in Florida residents

The percent of positive results ranged from 5.66% to 8.35% over the past 2 weeks and was 5.66% yesterday.

This percent is the number of people who test PCR- or antigen-positive for the first time divided by all the people tested that day, excluding people who have previously tested positive.



COVID-19: characteristics of 2,191,695 Florida resident cases

Data through Apr 29, 2021 verified as of Apr 30, 2021 at 09:25 AM

Data in this report are provisional and subject to change.

Age group	Cases		Hospitalizations		Deaths	
0-4 years	46,411	2%	612	1%	1	0%
5-14 years	145,019	7%	606	1%	5	0%
15-24 years	342,247	16%	2,296	3%	46	0%
25-34 years	384,823	18%	4,477	5%	201	1%
35-44 years	342,051	16%	6,696	7%	557	2%
45-54 years	332,916	15%	10,352	11%	1,388	4%
55-64 years	285,055	13%	15,602	17%	3,883	11%
65-74 years	172,726	8%	18,771	21%	7,506	21%
75-84 years	94,786	4%	18,654	21%	10,645	30%
85+ years	44,069	2%	12,412	14%	10,929	31%
Unknown	1,592	0%	11	0%	0	0%
Total	2,191,695		90,489		35,161	

Gender	Cases	
Female	1,145,602	52%
Male	1,026,551	47%
Unknown	19,542	1%
Total	2,191,695	

Ethnicity	Cases		Hospitalizations		Deaths	
Hispanic	712,193	32%	23,048	25%	8,274	24%
Non-Hispanic	1,072,376	49%	63,315	70%	24,701	70%
Unknown	407,126	19%	4,126	5%	2,186	6%
Total	2,191,695		90,489		35,161	

Race and ethnicity	Cases		Hospitalizations		Deaths	
White	1,249,572	57%	59,436	66%	25,776	73%
Hispanic	474,325	22%	16,516	18%	6,623	19%
Non-Hispanic	685,464	31%	41,189	46%	18,054	51%
Unknown	89,783	4%	1,731	2%	1,099	3%
Black	289,314	13%	18,805	21%	5,649	16%
Hispanic	17,309	1%	806	1%	239	1%
Non-Hispanic	249,931	11%	17,632	19%	5,242	15%
Unknown	22,074	1%	367	0%	168	0%
Other race	341,028	16%	9,909	11%	2,760	8%
Hispanic	171,200	8%	5,236	6%	1,237	4%
Non-Hispanic	117,258	5%	4,221	5%	1,298	4%
Unknown	52,570	2%	452	0%	225	1%
Unknown race	311,781	14%	2,339	3%	976	3%
Hispanic	49,359	2%	490	1%	175	0%
Non-Hispanic	19,723	1%	273	0%	107	0%
Unknown	242,699	11%	1,576	2%	694	2%
Total	2,191,695		90,489		35,161	

Hospitalization counts include anyone who was hospitalized at some point during their illness. It does not reflect the number of people currently hospitalized. **Other race** includes any person with a race of American Indian/Alaskan native, Asian, native Hawaiian/Pacific Islander, or other.

COVID-19: deaths in Florida residents and staff of long-term care facilities

Data through Apr 29, 2021 verified as of Apr 30, 2021 at 09:25 AM

Data in this report are provisional and subject to change.

For current cases in residents or staff of long-term care facilities, please visit: <https://floridahealthcovid19.gov/>

County	Deaths		County	Deaths		County	Deaths	
Palm Beach	1071	9%	Okaloosa	166	1%	Madison	20	0%
Dade	1016	9%	Hernando	161	1%	Calhoun	18	0%
Pinellas	899	8%	Osceola	142	1%	Gulf	17	0%
Broward	691	6%	Charlotte	137	1%	Flagler	16	0%
Hillsborough	583	5%	Indian River	123	1%	Wakulla	16	0%
Duval	441	4%	Clay	121	1%	Bradford	14	0%
Polk	434	4%	Leon	100	1%	Holmes	14	0%
Brevard	409	4%	Highlands	96	1%	Washington	13	0%
Orange	404	4%	Bay	92	1%	Baker	12	0%
Sarasota	399	4%	Jackson	87	1%	Jefferson	12	0%
Lee	345	3%	St. Johns	86	1%	Gadsden	10	0%
Marion	329	3%	Santa Rosa	82	1%	Lafayette	10	0%
Volusia	297	3%	Alachua	80	1%	Franklin	9	0%
Escambia	282	2%	Suwannee	60	1%	Levy	7	0%
St. Lucie	247	2%	Columbia	52	0%	Desoto	6	0%
Seminole	232	2%	Putnam	45	0%	Dixie	5	0%
Lake	227	2%	Sumter	44	0%	Monroe	5	0%
Pasco	226	2%	Nassau	34	0%	Taylor	3	0%
Collier	194	2%	Walton	30	0%	Hardee	2	0%
Manatee	193	2%	Hendry	29	0%	Hamilton	1	0%
Citrus	177	2%	Okeechobee	24	0%	Liberty	1	0%
Martin	174	2%	Gilchrist	21	0%	Total	11,293	

Note: cases are summarized by the county of usual residence. Residents and staff may be cases associated with facilities that are not in their county of usual residence, resulting in cases being included below for counties that do not have facilities with known cases.

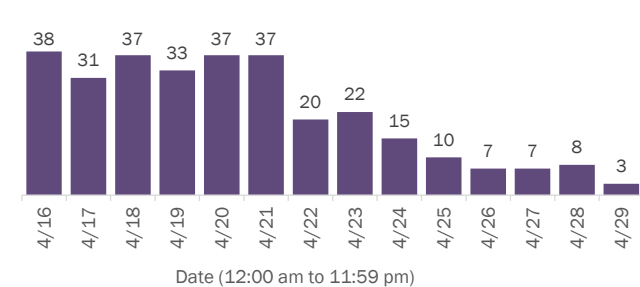
COVID-19: cases in Florida residents who have died

Data through Apr 29, 2021 verified as of Apr 30, 2021 at 09:25 AM

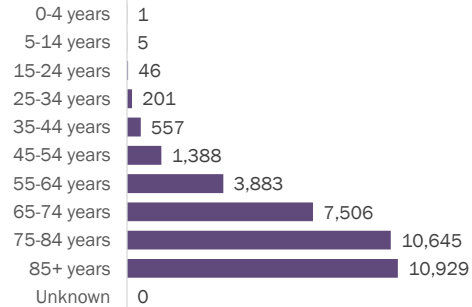
Data in this report are provisional and subject to change.

Demographics for all identified COVID-19 deaths: 35,161

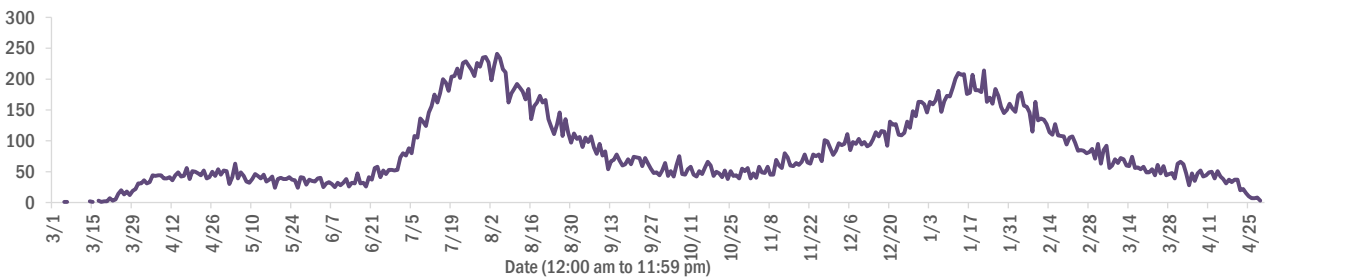
Deaths by date of death for the past 2 weeks



Deaths by age group



Deaths by date of death since March 2020



Age group	Deaths	Cases	Case fatality rate	Mortality rate per 100,000 population
0-4 years	1	46,411	0.0%	0.1
5-14 years	5	145,019	0.0%	0.2
15-24 years	46	342,247	0.0%	1.8
25-34 years	201	384,823	0.1%	7.1
35-44 years	557	342,051	0.2%	21.4
45-54 years	1,388	332,916	0.4%	49.8
55-64 years	3,883	285,055	1.4%	134.3
65-74 years	7,506	172,726	4.3%	309.3
75-84 years	10,645	94,786	11.2%	758.1
85+ years	10,929	44,069	24.8%	1892.4
Unknown	0	1,592	0.0%	
Total	35,161	2,191,695	1.6%	162.8

Race	Deaths	Cases	Case fatality rate	Mortality rate per 100,000 population
White	25,776	1,249,572	2.1%	154.4
Black	5,649	289,314	2.0%	154.5
Other	2,760	341,028	0.8%	221.8
Unknown	976	311,781	0.3%	
Total	35,161	2,191,695	1.6%	162.8

Gender	Deaths	Cases	Case fatality rate	Mortality rate per 100,000 population
Female	15,427	1,145,602	1.3%	139.7
Male	19,734	1,026,551	1.9%	186.9
Unknown	0	19,542	0.0%	
Total	35,161	2,191,695	1.6%	162.8

Ethnicity	Deaths	Cases	Case fatality rate	Mortality rate per 100,000 population
Non-Hispanic	24,701	1,072,376	2.3%	155.1
Hispanic	8,274	712,193	1.2%	145.7
Unknown	2,186	407,126	0.5%	
Total	35,161	2,191,695	1.6%	162.8

COVID-19: characteristics of 2,191,695 cases

Data through Apr 29, 2021 verified as of Apr 30, 2021 at 09:25 AM

Data in this report are provisional and subject to change.

Tables below include cases in Florida residents and non-Florida residents.

All 67 Florida counties have cases:

County	FL resident cases		Non-FL resident cases	Total cases	FL resident deaths	FL death rate
Dade	477,017	<div><div></div></div> 22%	6,354	483,371	6,159	1.3%
Broward	233,147	<div><div></div></div> 11%	2,824	235,971	2,894	1.2%
Palm Beach	140,553	<div><div></div></div> 6%	2,576	143,129	2,770	2.0%
Orange	134,208	<div><div></div></div> 6%	2,119	136,327	1,246	0.9%
Hillsborough	134,130	<div><div></div></div> 6%	1,148	135,278	1,702	1.3%
Duval	95,662	<div><div></div></div> 4%	1,586	97,248	1,386	1.4%
Pinellas	76,877	<div><div></div></div> 4%	1,926	78,803	1,608	2.1%
Lee	67,157	<div><div></div></div> 3%	2,289	69,446	959	1.4%
Polk	67,130	<div><div></div></div> 3%	477	67,607	1,309	1.9%
Osceola	43,271	<div><div></div></div> 2%	779	44,050	500	1.2%
Volusia	41,947	<div><div></div></div> 2%	762	42,709	788	1.9%
Brevard	40,188	<div><div></div></div> 2%	716	40,904	861	2.1%
Pasco	40,345	<div><div></div></div> 2%	347	40,692	743	1.8%
Manatee	37,252	<div><div></div></div> 2%	876	38,128	661	1.8%
Escambia	32,253	<div><div></div></div> 1%	3,676	35,929	678	2.1%
Collier	34,016	<div><div></div></div> 2%	1,342	35,358	527	1.5%
Seminole	33,433	<div><div></div></div> 2%	256	33,689	488	1.5%
Sarasota	30,819	<div><div></div></div> 1%	1,566	32,385	812	2.6%
Leon	30,649	<div><div></div></div> 1%	917	31,566	314	1.0%
Marion	30,599	<div><div></div></div> 1%	160	30,759	947	3.1%
Lake	28,784	<div><div></div></div> 1%	506	29,290	628	2.2%
St. Lucie	25,832	<div><div></div></div> 1%	193	26,025	626	2.4%
Alachua	24,337	<div><div></div></div> 1%	298	24,635	275	1.1%
St. Johns	22,083	<div><div></div></div> 1%	309	22,392	209	0.9%
Okaloosa	20,193	<div><div></div></div> 1%	225	20,418	361	1.8%
Bay	19,210	<div><div></div></div> 1%	798	20,008	385	2.0%
Clay	18,361	<div><div></div></div> 1%	52	18,413	336	1.8%
Santa Rosa	17,893	<div><div></div></div> 1%	248	18,141	285	1.6%
Hernando	13,621	<div><div></div></div> 1%	105	13,726	459	3.4%
Charlotte	12,504	<div><div></div></div> 1%	212	12,716	416	3.3%
Indian River	12,306	<div><div></div></div> 1%	110	12,416	298	2.4%
Martin	11,949	<div><div></div></div> 1%	234	12,183	320	2.7%
Citrus	10,879	<div><div></div></div> 0%	99	10,978	439	4.0%
Sumter	9,156	<div><div></div></div> 0%	107	9,263	275	3.0%
Highlands	8,347	<div><div></div></div> 0%	94	8,441	350	4.2%

County	FL resident cases		Non-FL resident cases	Total cases	FL resident deaths	FL death rate
Nassau	7,868	<div><div></div></div> 0%	442	8,310	124	1.6%
Columbia	8,042	<div><div></div></div> 0%	44	8,086	168	2.1%
Walton	6,875	<div><div></div></div> 0%	861	7,736	87	1.3%
Flagler	7,097	<div><div></div></div> 0%	100	7,197	110	1.5%
Monroe	6,502	<div><div></div></div> 0%	396	6,898	49	0.8%
Putnam	6,414	<div><div></div></div> 0%	22	6,436	145	2.3%
Jackson	6,105	<div><div></div></div> 0%	68	6,173	156	2.6%
Gadsden	5,626	<div><div></div></div> 0%	17	5,643	93	1.7%
Suwannee	5,290	<div><div></div></div> 0%	29	5,319	138	2.6%
Hendry	4,684	<div><div></div></div> 0%	17	4,701	82	1.8%
Desoto	4,272	<div><div></div></div> 0%	27	4,299	93	2.2%
Okeechobee	3,920	<div><div></div></div> 0%	54	3,974	88	2.2%
Unknown	308	<div><div></div></div> 0%	3,189	3,497	0	0.0%
Baker	3,462	<div><div></div></div> 0%	18	3,480	60	1.7%
Wakulla	3,398	<div><div></div></div> 0%	14	3,412	55	1.6%
Levy	3,396	<div><div></div></div> 0%	9	3,405	53	1.6%
Hardee	3,096	<div><div></div></div> 0%	15	3,111	42	1.4%
Bradford	2,985	<div><div></div></div> 0%	13	2,998	56	1.9%
Taylor	2,715	<div><div></div></div> 0%	5	2,720	45	1.7%
Washington	2,698	<div><div></div></div> 0%	21	2,719	52	1.9%
Holmes	2,207	<div><div></div></div> 0%	33	2,240	52	2.4%
Madison	2,024	<div><div></div></div> 0%	26	2,050	45	2.2%
Gulf	1,931	<div><div></div></div> 0%	23	1,954	42	2.2%
Union	1,814	<div><div></div></div> 0%	1	1,815	72	4.0%
Calhoun	1,685	<div><div></div></div> 0%	3	1,688	43	2.6%
Hamilton	1,603	<div><div></div></div> 0%	20	1,623	25	1.6%
Lafayette	1,616	<div><div></div></div> 0%	0	1,616	26	1.6%
Dixie	1,599	<div><div></div></div> 0%	3	1,602	24	1.5%
Gilchrist	1,596	<div><div></div></div> 0%	5	1,601	43	2.7%
Jefferson	1,462	<div><div></div></div> 0%	23	1,485	27	1.8%
Franklin	1,281	<div><div></div></div> 0%	34	1,315	17	1.3%
Liberty	1,069	<div><div></div></div> 0%	1	1,070	16	1.5%
Glades	947	<div><div></div></div> 0%	4	951	19	2.0%
Total	2,191,695		41,823	2,233,518	35,161	1.6%

COVID-19: characteristics of 2,191,695 Florida resident cases

Data through Apr 29, 2021 verified as of Apr 30, 2021 at 09:25 AM

Data in this report are provisional and subject to change.

The table below includes the cities and counties of residence for cases in Florida residents based on the patient's ZIP Code. Note that city is not always received as part of the initial notification and may be missing while the case is being investigated.

City and county	Cases
Miami, Dade	276,645
Orlando, Orange	99,616
Jacksonville, Duval	89,935
Tampa, Hillsborough	77,990
Hialeah, Dade	66,799
Fort Lauderdale, Broward	49,441
Hollywood, Broward	44,222
West Palm Beach, Palm Beach	34,296
Kissimmee, Osceola	33,280
Tallahassee, Leon	29,607
Homestead, Dade	29,217
Naples, Collier	28,761
Saint Petersburg, Pinellas	28,018
Pensacola, Escambia	26,900
Fort Myers, Lee	25,891
Bradenton, Manatee	24,261
Boca Raton, Palm Beach	24,047
Lakeland, Polk	23,208
Ocala, Marion	22,474
Pompano Beach, Broward	21,952
Gainesville, Alachua	19,355
Sarasota, Sarasota	19,026
Cape Coral, Lee	17,339
Port Saint Lucie, St. Lucie	17,214
Lake Worth, Palm Beach	16,877
Miami Beach, Dade	15,793
Miramar, Broward	15,180
Clearwater, Pinellas	15,122
Coral Springs, Broward	13,864
Boynton Beach, Palm Beach	13,647
Doral, Dade	13,547
Miami Gardens, Dade	12,828
Panama City, Bay	12,171
Saint Augustine, St. Johns	11,821
Melbourne, Brevard	11,468
Winter Haven, Polk	11,273
Lehigh Acres, Lee	11,016
Delray Beach, Palm Beach	10,480
Davie, Broward	10,414
Riverview, Hillsborough	10,363
Vero Beach, Indian River	9,473
Palm Bay, Brevard	9,451
New Port Richey, Pasco	9,319
Sunrise, Broward	9,142
Saint Cloud, Osceola	8,677
Milton, Santa Rosa	8,656
Fort Pierce, St. Lucie	8,444
Coral Gables, Dade	8,378
Largo, Pinellas	8,364
Daytona Beach, Volusia	8,325
Apopka, Orange	8,234
Plantation, Broward	8,209
Spring Hill, Hernando	8,186
North Miami Beach, Dade	8,013
Davenport, Polk	7,935
Clermont, Lake	7,845
Brandon, Hillsborough	7,778
Sanford, Seminole	7,531

COVID-19: characteristics of 2,191,695 Florida resident cases

Data through Apr 29, 2021 verified as of Apr 30, 2021 at 09:25 AM

Data in this report are provisional and subject to change.

The table below includes the cities and counties of residence for cases in Florida residents based on the patient's ZIP Code. Note that city is not always received as part of the initial notification and may be missing while the case is being investigated.

City and county	Cases
Orange Park, Clay	7,448
Deltona, Volusia	7,407
Lake City, Columbia	7,308
Weston, Broward	7,285
Jupiter, Palm Beach	7,279
Plant City, Hillsborough	7,226
Deerfield Beach, Broward	6,809
Winter Garden, Orange	6,560
Tamarac, Broward	6,283
Port Charlotte, Charlotte	6,111
Wesley Chapel, Pasco	5,984
Palm Coast, Flagler	5,978
Coconut Creek, Broward	5,906
Margate, Broward	5,762
Stuart, Martin	5,695
Land O Lakes, Pasco	5,643
Palm Beach Gardens, Palm Beach	5,618
Fort Walton Beach, Okaloosa	5,576
Deland, Volusia	5,548
Oviedo, Seminole	5,428
Wellington, Palm Beach	5,422
Palm Harbor, Pinellas	5,418
Winter Park, Orange	5,399
Crestview, Okaloosa	5,380
Palmetto, Manatee	5,336
Altamonte Springs, Seminole	5,056
Lutz, Hillsborough	5,042
Port Orange, Volusia	4,923
Opa Locka, Dade	4,811
Valrico, Hillsborough	4,793
Haines City, Polk	4,746
Miami Lakes, Dade	4,705
North Port, Sarasota	4,682
Brooksville, Hernando	4,659
Venice, Sarasota	4,644
Pembroke Pines, Broward	4,609
Middleburg, Clay	4,562
Hallandale, Broward	4,561
Sebring, Highlands	4,519
Punta Gorda, Charlotte	4,490
Leesburg, Lake	4,388
Ocoee, Orange	4,372
The Villages, Sumter	4,244
Zephyrhills, Pasco	4,226
Seminole, Pinellas	4,210
Saint Johns, St. Johns	4,185
Ormond Beach, Volusia	4,178
Arcadia, Desoto	4,160
Bonita Springs, Lee	4,120
Live Oak, Suwannee	4,096
Pinellas Park, Pinellas	4,008
Okeechobee, Okeechobee	3,906
North Lauderdale, Broward	3,864
Longwood, Seminole	3,862
North Miami, Dade	3,822
Windermere, Orange	3,803
Ruskin, Hillsborough	3,791
Immokalee, Collier	3,744
Navarre, Santa Rosa	3,743

COVID-19: characteristics of 2,191,695 Florida resident cases

Data through Apr 29, 2021 verified as of Apr 30, 2021 at 09:25 AM

Data in this report are provisional and subject to change.

The table below includes the cities and counties of residence for cases in Florida residents based on the patient's ZIP Code. Note that city is not always received as part of the initial notification and may be missing while the case is being investigated.

City and county	Cases
Cocoa, Brevard	3,728
Casselberry, Seminole	3,535
Port Richey, Pasco	3,366
Niceville, Okaloosa	3,355
Gulf Breeze, Santa Rosa	3,346
Titusville, Brevard	3,314
Hudson, Pasco	3,305
Lake Worth Beach, Palm Beach	3,283
Key West, Monroe	3,230
Cantonment, Escambia	3,220
Panama City Beach, Bay	3,187
Dade City, Pasco	3,166
North Fort Myers, Lee	3,156
Winter Springs, Seminole	3,152
Jacksonville Beach, Duval	3,123
Oakland Park, Broward	3,106
Bartow, Polk	3,095
Aventura, Dade	3,079
Lake Mary, Seminole	3,061
Crawfordville, Wakulla	3,051
New Smyrna Beach, Volusia	3,015
Kissimmee, Polk	3,001
Quincy, Gadsden	2,984
Auburndale, Polk	2,961
Palatka, Putnam	2,958
Lake Wales, Polk	2,902
Green Cove Springs, Clay	2,862
Merritt Island, Brevard	2,853
Tarpon Springs, Pinellas	2,813
Fernandina Beach, Nassau	2,808
Cutler Ridge, Dade	2,759
Ponte Vedra Beach, St. Johns	2,749
Parkland, Broward	2,728
Inverness, Citrus	2,611
Eustis, Lake	2,562
Loxahatchee, Palm Beach	2,560
Wimauma, Hillsborough	2,548
Perry, Taylor	2,545
Cooper City, Broward	2,542
Belle Glade, Palm Beach	2,534
Lynn Haven, Bay	2,519
Holiday, Pasco	2,504
Estero, Lee	2,478
Royal Palm Beach, Palm Beach	2,478
Dunedin, Pinellas	2,466
Marianna, Jackson	2,434
Clewiston, Hendry	2,423
Santa Rosa Beach, Walton	2,416
Fleming Island, Clay	2,407
Sarasota, Manatee	2,362
Key Biscayne, Dade	2,360
Parrish, Manatee	2,312
Rockledge, Brevard	2,293
Odessa, Hillsborough	2,261
Riviera Beach, Palm Beach	2,240
Seffner, Hillsborough	2,186
Defuniak Springs, Walton	2,159
Mount Dora, Lake	2,141
Palm City, Martin	2,138

COVID-19: characteristics of 2,191,695 Florida resident cases

Data through Apr 29, 2021 verified as of Apr 30, 2021 at 09:25 AM

Data in this report are provisional and subject to change.

The table below includes the cities and counties of residence for cases in Florida residents based on the patient's ZIP Code. Note that city is not always received as part of the initial notification and may be missing while the case is being investigated.

City and county	Cases
Mulberry, Polk	2,134
Avon Park, Highlands	2,128
Labelle, Hendry	2,104
Chipley, Washington	2,095
Destin, Okaloosa	2,080
Tavares, Lake	2,028
Starke, Bradford	2,023
Groveland, Lake	2,015
Lithia, Hillsborough	1,982
Orange City, Volusia	1,945
Pinecrest, Dade	1,943
Summerfield, Marion	1,911
Maitland, Orange	1,904
Yulee, Nassau	1,869
Wauchula, Hardee	1,835
Palmetto Bay, Dade	1,788
Sebastian, Indian River	1,772
Dania, Broward	1,709
Homosassa, Citrus	1,706
Lady Lake, Lake	1,703
Callahan, Nassau	1,701
Macclenny, Baker	1,698
Ponte Vedra, St. Johns	1,660
Carol City, Dade	1,636
Edgewater, Volusia	1,633
Missing, Dade	1,620
Crystal River, Citrus	1,618
Gibson, Hillsborough	1,600
Oldsmar, Pinellas	1,592
Mayo, Lafayette	1,584
Coconut Grove, Dade	1,578
Bonifay, Holmes	1,575
Lake Placid, Highlands	1,558
Dover, Hillsborough	1,545
Apollo Beach, Hillsborough	1,531
Hobe Sound, Martin	1,520
Florida City, Dade	1,509
Debary, Volusia	1,501
Crossings, Dade	1,490
Palm Springs, Palm Beach	1,474
Pace, Santa Rosa	1,470
Sun City Center, Hillsborough	1,456
Dunnellon, Marion	1,426
Atlantic Beach, Duval	1,420
Lake Butler, Union	1,405
Bellevue, Marion	1,362
Lantana, Palm Beach	1,349
Madison, Madison	1,344
Monticello, Jefferson	1,339
North Palm Beach, Palm Beach	1,337
Biscayne Park, Dade	1,335
Alachua, Alachua	1,320
Indiantown, Martin	1,268
Safety Harbor, Pinellas	1,264
South Miami, Dade	1,257
Graceville, Jackson	1,244
Williston, Levy	1,242
Ellenton, Manatee	1,232
Jensen Beach, Martin	1,200

COVID-19: characteristics of 2,191,695 Florida resident cases

Data through Apr 29, 2021 verified as of Apr 30, 2021 at 09:25 AM

Data in this report are provisional and subject to change.

The table below includes the cities and counties of residence for cases in Florida residents based on the patient's ZIP Code. Note that city is not always received as part of the initial notification and may be missing while the case is being investigated.

City and county	Cases
Lecanto, Citrus	1,196
Lauderhill, Broward	1,191
Newberry, Alachua	1,189
Satellite Beach, Brevard	1,183
Century, Escambia	1,176
Beverly Hills, Citrus	1,139
Englewood, Charlotte	1,134
Havana, Gadsden	1,124
Hilliard, Nassau	1,114
El Portal, Dade	1,114
Freeport, Walton	1,097
Trenton, Gilchrist	1,094
Wildwood, Sumter	1,083
Wilton Manors, Broward	1,081
Nokomis, Sarasota	1,065
Blountstown, Calhoun	1,049
Key Largo, Monroe	1,044
Jasper, Hamilton	1,041
Bushnell, Sumter	1,026
Keystone Heights, Clay	1,025
Frostproof, Polk	1,017
Wewahitchka, Gulf	997
Hernando, Citrus	994
Medley, Dade	991
Lauderdale Lakes, Broward	991
Polk City, Polk	977
Mary Esther, Okaloosa	960
Sanderson, Baker	959
Dunnellon, Citrus	954
Fellsmere, Indian River	946
Shalimar, Okaloosa	927
Fisher Island, Dade	923
Everglades National Park, Dade	909
Port Saint Joe, Gulf	903
Minneola, Lake	899
Spring Hill, Pasco	894
Marco Island, Collier	887
Moore Haven, Glades	885
Chiefland, Levy	875
Cocoa Beach, Brevard	874
Coleman, Sumter	852
Pahokee, Palm Beach	849
Trinity, Pasco	849
Thonotosassa, Hillsborough	844
High Springs, Alachua	842
Sorrento, Lake	836
Fort Meade, Polk	836
South Bay, Palm Beach	835
Fruitland Park, Lake	834
Bristol, Liberty	828
Cross City, Dixie	826
Englewood, Sarasota	823
Indialantic, Brevard	809
Glen Saint Mary, Baker	799
Southwest Ranches, Broward	793
Marathon, Monroe	779
Crescent City, Putnam	766
Umatilla, Lake	756
Interlachen, Putnam	756

COVID-19: characteristics of 2,191,695 Florida resident cases

Data through Apr 29, 2021 verified as of Apr 30, 2021 at 09:25 AM

Data in this report are provisional and subject to change.

The table below includes the cities and counties of residence for cases in Florida residents based on the patient's ZIP Code. Note that city is not always received as part of the initial notification and may be missing while the case is being investigated.

City and county	Cases
Miramar Beach, Walton	752
West Melbourne, Brevard	745
Fort Myers Beach, Lee	736
Lake Alfred, Polk	732
Chattahoochee, Gadsden	728
Old Town, Dixie	714
Bowling Green, Hardee	709
Olympia Heights, Dade	704
Weeki Wachee, Hernando	702
Uleta, Dade	701
Jacksonville, St. Johns	692
Lawtey, Bradford	680
South Daytona, Volusia	678
Coral, Dade	678
Silver Springs, Marion	674
Neptune Beach, Duval	668
Fort White, Columbia	666
Surfside, Dade	646
Palm Beach, Palm Beach	643
Belle Isle, Orange	634
Bronson, Levy	620
Baker, Okaloosa	615
Gulfport, Pinellas	615
Clearwater Beach, Pinellas	609
Mascotte, Lake	599
Bunnell, Flagler	599
Rotunda West, Charlotte	570
Sneads, Jackson	564
Jay, Santa Rosa	550
Mims, Brevard	546
Hawthorne, Alachua	545
Myakka City, Manatee	544
Oxford, Sumter	540
Cape Canaveral, Brevard	528
Carrabelle, Franklin	525
Oakland, Orange	524
Tavernier, Monroe	521
Dundee, Polk	519
Ocklawaha, Marion	514
Melbourne Beach, Brevard	511
Alva, Lee	510
Missing, Volusia	509
Citra, Marion	507
Cottdendale, Jackson	505
Sweetwater, Dade	503
Indian Harbour Beach, Brevard	502
Bal Harbour, Dade	494
Zolfo Springs, Hardee	494
Florida State University, Leon	493
Molino, Escambia	493
Flagler Beach, Flagler	489
Midway, Gadsden	485
Celebration, Osceola	480
Youngstown, Bay	472
East Palatka, Putnam	470
Webster, Sumter	466
Bell, Gilchrist	459
Altha, Calhoun	449
Branford, Suwannee	439

COVID-19: characteristics of 2,191,695 Florida resident cases

Data through Apr 29, 2021 verified as of Apr 30, 2021 at 09:25 AM

Data in this report are provisional and subject to change.

The table below includes the cities and counties of residence for cases in Florida residents based on the patient's ZIP Code. Note that city is not always received as part of the initial notification and may be missing while the case is being investigated.

City and county	Cases
Apalachicola, Franklin	430
De Leon Springs, Volusia	427
Haverhill, Palm Beach	424
West Miami, Dade	421
Eagle Lake, Polk	417
Archer, Alachua	416
Missing, Orange	412
Osprey, Sarasota	409
Chuluota, Seminole	403
Floral City, Citrus	402
Centerville, Leon	396
Tequesta, Palm Beach	396
Ave Maria, Collier	388
Holly Hill, Volusia	387
Hastings, St. Johns	386
Lake Park, Palm Beach	385
Grand Ridge, Jackson	376
Raiford, Union	374
Pierson, Volusia	370
Grand Island, Lake	368
Montverde, Lake	352
Indian Rocks Beach, Pinellas	341
Gotha, Orange	341
Malabar, Brevard	336
Alafaya, Orange	335
Greenville, Madison	334
Satsuma, Putnam	332
Bryceville, Nassau	331
Vernon, Washington	330
Kenneth City, Pinellas	328
Hallandale Beach, Broward	323
Elkton, St. Johns	320
Malone, Jackson	319
Jennings, Hamilton	318
Fort McCoy, Marion	317
Lake Panasoffkee, Sumter	317
Sebastian, Brevard	317
Melrose, Putnam	312
Reddick, Marion	310
Laurel Hill, Okaloosa	308
Eastpoint, Franklin	307
Belleair, Pinellas	304
Geneva, Seminole	300
Westville, Holmes	300
San Antonio, Pasco	299
Greenacres, Palm Beach	297
Anthony, Marion	297
Winter Park, Seminole	296
Valparaiso, Okaloosa	295
Lehigh, Lee	294
Morrison, Levy	294
O'Brien, Suwannee	289
Greenwood, Jackson	282
Ponce De Leon, Holmes	275
Fern Park, Seminole	271
South Pasadena, Pinellas	267
Kindred, Osceola	266
Inlet Beach, Walton	259
Eglin Air Force Base, Okaloosa	258

COVID-19: characteristics of 2,191,695 Florida resident cases

Data through Apr 29, 2021 verified as of Apr 30, 2021 at 09:25 AM

Data in this report are provisional and subject to change.

The table below includes the cities and counties of residence for cases in Florida residents based on the patient's ZIP Code. Note that city is not always received as part of the initial notification and may be missing while the case is being investigated.

City and county	Cases
Sanibel, Lee	250
Weirsdale, Marion	248
University Of Central Fl, Orange	248
Fountain, Bay	246
Edgewood, Orange	245
Islamorada, Monroe	244
Longboat Key, Manatee	243
White Springs, Hamilton	242
Poinciana, Polk	239
Lee, Madison	237
Southport, Bay	237
Saint James City, Lee	236
Gretna, Gadsden	235
Cutler Bay, Dade	229
Hosford, Liberty	226
Lakewood Ranch, Manatee	223
Astatula, Lake	223
Madeira Beach, Pinellas	222
Wellborn, Suwannee	222
Juno Beach, Palm Beach	218
Holt, Okaloosa	218
Howey-In-The-Hills, Lake	217
Atlantis, Palm Beach	212
Mcdavid, Escambia	212
Babson Park, Polk	209
Lake Helen, Volusia	208
Bay Harbor Islands, Dade	206
Micanopy, Alachua	206
Holmes Beach, Manatee	206
Lauderdale By The Sea, Broward	205
Altoona, Lake	202
Osteen, Volusia	199
Sopchoppy, Wakulla	198
Zellwood, Orange	197
Center Hill, Sumter	195
Azalea Park, Orange	194
Mcalpin, Suwannee	192
Alford, Jackson	191
Viera, Brevard	184
The Villages, Lake	184
The Villages, Marion	183
Odessa, Pasco	180
Hypoluxo, Palm Beach	180
Mangonia Park, Palm Beach	175
Golden Beach, Dade	175
Bokeelia, Lee	173
Summerland Key, Monroe	172
Pomona Park, Putnam	171
Missing, Lee	170
University Of Miami, Dade	167
Ponce Inlet, Volusia	167
Oak Hill, Volusia	167
Grant-Valkaria, Brevard	164
Paisley, Lake	162
Caryville, Washington	162
University Of Fl, Alachua	161
Lutz, Pasco	161
Sumterville, Sumter	160
Rocky Point, Hillsborough	160

COVID-19: characteristics of 2,191,695 Florida resident cases

Data through Apr 29, 2021 verified as of Apr 30, 2021 at 09:25 AM

Data in this report are provisional and subject to change.

The table below includes the cities and counties of residence for cases in Florida residents based on the patient's ZIP Code. Note that city is not always received as part of the initial notification and may be missing while the case is being investigated.

City and county	Cases
Bay Lake, Orange	158
Lockhart, Orange	156
Citrus Springs, Citrus	152
Hollister, Putnam	149
Big Pine Key, Monroe	149
Hiawassee, Orange	147
San Mateo, Putnam	146
Carrollwood, Hillsborough	146
Christmas, Orange	146
Lady Lake, Sumter	144
Inglis, Levy	144
Clair-Mel City, Hillsborough	139
West Park, Broward	137
Lake Hamilton, Polk	135
Cloud Lake, Palm Beach	134
Missing, St. Johns	132
Clarksville, Calhoun	132
Baldwin, Duval	132
Buena Ventura Lakes, Osceola	131
Apopka, Seminole	130
Kendall, Dade	130
Hampton, Bradford	128
Steinhatchee, Taylor	127
Placida, Charlotte	127
University Of Central Florida, Orange	124
Harmony, Osceola	124
Missing, Pinellas	124
Matlacha, Lee	123
Belleair Beach, Pinellas	123
Missing, Sumter	121
Lighthouse Point, Broward	119
Tierra Verde, Pinellas	119
Seville, Volusia	119
City Of Sunrise, Broward	118
Temple Terrace, Hillsborough	117
Barry University, Dade	116
Saint Leo, Pasco	114
Dania Beach, Broward	114
Callaway, Bay	113
Dinsmore, Duval	112
Hurlburt Field, Okaloosa	110
Cedar Key, Levy	110
Astor, Lake	109
Sunny Isles Beach, Dade	108
Bradenton Beach, Manatee	108
Panacea, Wakulla	107
Brooker, Bradford	105
Princeton, Dade	104
Lamont, Jefferson	104
Florahome, Putnam	104
Canal Point, Palm Beach	103
Barefoot Bay, Brevard	102
Fruit Cove, St. Johns	101
Waldo, Alachua	101
Florida Gulf Coast Univ, Lee	99
South Fort Myers, Lee	98
Tyndall Air Force Base, Bay	98
Kathleen, Polk	97
University Of South Florida, Hillsborough	97

COVID-19: characteristics of 2,191,695 Florida resident cases

Data through Apr 29, 2021 verified as of Apr 30, 2021 at 09:25 AM

Data in this report are provisional and subject to change.

The table below includes the cities and counties of residence for cases in Florida residents based on the patient's ZIP Code. Note that city is not always received as part of the initial notification and may be missing while the case is being investigated.

City and county	Cases
Bascom, Jackson	96
Ocean Ridge, Palm Beach	93
Lorida, Highlands	93
Crystal Beach, Pinellas	92
Missing, Lake	92
Maitland, Seminole	91
Pinetta, Madison	90
Fort Denaud, Hendry	89
F M, Lee	88
Missing, St. Lucie	87
Saint Pete Beach, Pinellas	87
Missing, Marion	84
Yalaha, Lake	82
Boca Grande, Lee	81
Patrick Air Force Base, Brevard	80
Welaka, Putnam	79
Eatonville, Orange	79
Palma Ceia, Hillsborough	76
North Venice, Sarasota	75
Avon Park, Polk	73
Campbellton, Jackson	72
Cudjoe Key, Monroe	71
Missing, Duval	71
Ochopee, Collier	71
Miami Springs, Dade	70
Wekiwa Springs, Seminole	69
Anna Maria, Manatee	69
Air Mail Facility, Dade	69
Greensboro, Gadsden	67
Northdale, Hillsborough	67
Georgetown, Putnam	66
Destin, Walton	66
Reunion, Osceola	66
Missing, Palm Beach	66
Felda, Hendry	64
Stock Island, Monroe	64
Missing, Pasco	64
Treasure Island, Pinellas	62
North Redington Beach, Pinellas	62
Mexico Beach, Bay	60
Micco, Brevard	59
Bonita Beach, Lee	59
Orlando, Seminole	58
Bellview, Escambia	58
Duette, Manatee	58
Okahumpka, Lake	57
Walnut Hill, Escambia	55
Ona, Hardee	55
Lake Suzy, Desoto	55
Miromar Lakes, Lee	55
Heathrow, Seminole	54
University Of Tampa, Hillsborough	54
Missing, Santa Rosa	54
Singer Island, Palm Beach	54
Enterprise, Volusia	53
Highland City, Polk	53
Stetson University, Volusia	52
Orlando, Dade	52
Green Acres, Palm Beach	52

COVID-19: characteristics of 2,191,695 Florida resident cases

Data through Apr 29, 2021 verified as of Apr 30, 2021 at 09:25 AM

Data in this report are provisional and subject to change.

The table below includes the cities and counties of residence for cases in Florida residents based on the patient's ZIP Code. Note that city is not always received as part of the initial notification and may be missing while the case is being investigated.

City and county	Cases
Town N Country, Hillsborough	51
Palm Beach Shores, Palm Beach	51
Aloma, Orange	51
Salt Springs, Marion	50
Miami, Broward	50
Terra Ceia, Manatee	50
Intercession City, Osceola	50
Waverly, Polk	48
Naranja, Dade	47
Cinco Bayou, Okaloosa	47
Eaton Park, Polk	47
Bayonet Point, Pasco	47
Miami, Unknown	46
Missing, Broward	46
Florida International Univ, Dade	46
Florence Villa, Polk	46
Ebro, Washington	45
Key Colony Beach, Monroe	45
Kenansville, Osceola	45
Village Wellington, Palm Beach	45
Orlando, Osceola	45
Missing, Hillsborough	44
Sewalls Point, Martin	44
Manalapan, Palm Beach	43
Lacoochee, Pasco	43
Gulf Breeze, Escambia	43
Village Of Wellington, Palm Beach	42
Missing, Seminole	42
Miami Shores, Dade	42
North Bay Village, Dade	41
Ridge Manor, Pasco	41
Cortez, Manatee	40
Saint Johns, Duval	40
Lakeshore, Polk	40
Pine Hills, Orange	39
Jupiter, Martin	38
Florida A And M University, Leon	38
Ponte Vedra, Duval	38
Bayshore Gardens, Manatee	38
Hialeah Gardens, Dade	38
Westlake, Palm Beach	38
Bonaventure, Broward	38
Pasadena, Pinellas	38
Univ Of FI Student Dorms, Alachua	37
Eloise, Polk	37
Orlando, Volusia	37
Orlando, Broward	37
Davenport, Osceola	37
Bay Pines, Pinellas	37
Lealman, Pinellas	36
Tice, Lee	36
Highland Beach, Palm Beach	36
Bradley, Polk	36
Lulu, Columbia	36
Sugarloaf Key, Monroe	36
Orlando, Polk	35
Homeland, Polk	35
City Of Westlake, Palm Beach	34
Flemington, Marion	34

COVID-19: characteristics of 2,191,695 Florida resident cases

Data through Apr 29, 2021 verified as of Apr 30, 2021 at 09:25 AM

Data in this report are provisional and subject to change.

The table below includes the cities and counties of residence for cases in Florida residents based on the patient's ZIP Code. Note that city is not always received as part of the initial notification and may be missing while the case is being investigated.

City and county	Cases
Hallandale Beach, Broward	34
Palm Shores, Brevard	34
Siesta Key, Sarasota	34
Poinciana, Osceola	34
Dowling Park, Suwannee	33
Venus, Highlands	33
Wekiva Springs, Seminole	32
Kinard, Calhoun	32
Bagdad, Santa Rosa	32
Sydney, Hillsborough	32
Alturas, Polk	31
Mcintosh, Marion	31
South Palm Beach, Palm Beach	31
Nocatee, Desoto	31
Indian Lake Estates, Polk	31
Homosassa Springs, Citrus	31
Saint Marks, Wakulla	30
Westchase, Hillsborough	30
Missing, Manatee	29
Chokoloskee, Collier	29
Penney Farms, Clay	29
Bonita Springs, Collier	29
Horseshoe Beach, Dixie	28
Palmdale, Glades	28
Archer, Levy	28
Little Torch Key, Monroe	28
Pembroke Park, Broward	28
Tangerine, Orange	28
Orlando, Hillsborough	28
Balm, Hillsborough	27
New Smyrna, Volusia	27
Pine Castle, Orange	27
Missing, Indian River	27
Pensacola Beach, Santa Rosa	27
Florida State, Leon	27
Caryville, Holmes	27
Paxton, Walton	26
Redington Shores, Pinellas	26
Sparr, Marion	26
Long Key, Monroe	26
Orange Lake, Marion	26
Fort Lauderdale, Dade	26
Missing, Monroe	25
Tioga, Alachua	25
Missing, Citrus	25
Earleton, Alachua	25
South Miami Heights, Dade	25
Yankeetown, Levy	25
Labelle, Glades	25
Hawthorne, Putnam	25
Loughman, Polk	24
Missing, Brevard	24
Wabasso, Indian River	24
Boca Raton, Broward	24
Santa Fe, Alachua	24
Union Park, Orange	24
Missing, Escambia	24
Goulds, Dade	24
Bostwick, Putnam	23

COVID-19: characteristics of 2,191,695 Florida resident cases

Data through Apr 29, 2021 verified as of Apr 30, 2021 at 09:25 AM

Data in this report are provisional and subject to change.

The table below includes the cities and counties of residence for cases in Florida residents based on the patient's ZIP Code. Note that city is not always received as part of the initial notification and may be missing while the case is being investigated.

City and county	Cases
Champions Gate, Polk	22
Florida Dept Of Corrections, Union	22
Wausau, Washington	22
Plymouth, Orange	22
Citrus Ridge, Indian River	22
Crystal Springs, Pasco	22
Laud-By-The-Sea, Broward	22
Missing, Okaloosa	22
Kissimmee, Orange	22
La Crosse, Alachua	22
Mango, Hillsborough	22
Buckingham, Lee	22
Florida International University, Dade	22
Branford, Lafayette	22
Sun City, Hillsborough	21
Perdido Key, Escambia	21
Everglades City, Collier	21
Fort Ogden, Desoto	21
Bonifay, Washington	21
Candler, Marion	20
Hollywood, Dade	20
Golden Oak, Orange	20
Parker, Bay	20
Missing, Collier	20
Ramrod Key, Monroe	20
Trenton, Levy	20
Jensen Beach, St. Lucie	20
Mexico Beach, Gulf	20
Indian River Shores, Indian River	20
Goodland, Collier	20
Babcock Ranch, Lee	19
High Springs, Gilchrist	19
Maxville, Duval	19
Nalcrest, Polk	19
Lake Como, Putnam	19
Lowell, Marion	19
Brooksville, Pasco	19
Lake Buena Vista, Orange	19
Orlando, Palm Beach	19
Wildlight, Nassau	19
Forest City, Orange	18
Johns Pass Village, Pinellas	18
West Panama City Beach, Bay	18
Belleair Bluffs, Pinellas	18
Florida State Univ Admin, Leon	18
Lakewood Ranch, Sarasota	18
Tallevast, Manatee	18
Gulf Stream, Palm Beach	18
Nichols, Polk	18
Missing, Martin	17
Mount Dora, Orange	17
Missing, Bay	17
Webster, Hernando	17
Shady Hills, Pasco	17
Hutchinson Island, St. Lucie	17
Graceville, Holmes	17
Daytona Beach Shores, Volusia	17
Deer Island, Lake	17
Trilby, Pasco	17

COVID-19: characteristics of 2,191,695 Florida resident cases

Data through Apr 29, 2021 verified as of Apr 30, 2021 at 09:25 AM

Data in this report are provisional and subject to change.

The table below includes the cities and counties of residence for cases in Florida residents based on the patient's ZIP Code. Note that city is not always received as part of the initial notification and may be missing while the case is being investigated.

City and county	Cases
Wewahitchka, Calhoun	16
Lake City, Suwannee	16
Woodville, Leon	16
Otter Creek, Levy	16
Lake Monroe, Seminole	16
Hernando Beach, Hernando	16
Gulf Hammock, Levy	16
Babcock Ranch, Charlotte	16
Graham, Bradford	16
Braden River, Manatee	16
Suwannee, Dixie	16
Hillsboro Beach, Broward	15
Village Of Palmetto Bay, Dade	15
Indian Creek Village, Dade	15
White Springs, Columbia	15
Eau Gallie, Brevard	15
Saint Lucie West, St. Lucie	15
Orlando, Lake	15
Watersound, Walton	15
Orlando, Pinellas	15
Winter Garden, Lake	15
Hialeah, Broward	14
Murdock, Charlotte	14
Miami Gardens, Broward	14
Copeland, Collier	14
Los Angeles, Dade	14
Wahneta, Polk	14
Laurel Hill, Walton	14
Dade City, Hernando	14
Virginia Gardens, Dade	14
Mount Plymouth, Lake	13
Elfers, Pasco	13
Durant, Hillsborough	13
Roseland, Indian River	13
Gonzalez, Escambia	13
Kingsley Lake, Bradford	13
Steinhatchee, Dixie	13
Choctaw Beach, Okaloosa	13
Jacksonville, Unknown	13
Long Boat Key, Manatee	13
Orlando, Brevard	13
Saint George Island, Franklin	13
Unknown, Dade	13
Hialeah, Unknown	13
Fort Charlotte, Charlotte	13
Alys Beach, Bay	13
East Lake, Marion	12
Redington Beach, Pinellas	12
Grandin, Putnam	12
Captiva, Lee	12
Umatilla, Marion	12
Pensacola Beach, Escambia	12
Rosemary Beach, Walton	12
Citrus Hills, Citrus	12
Leisure City, Dade	12
Fanning Springs, Gilchrist	12
Holder, Citrus	12
Missing, Putnam	12
Greenville, Taylor	11

COVID-19: characteristics of 2,191,695 Florida resident cases

Data through Apr 29, 2021 verified as of Apr 30, 2021 at 09:25 AM

Data in this report are provisional and subject to change.

The table below includes the cities and counties of residence for cases in Florida residents based on the patient's ZIP Code. Note that city is not always received as part of the initial notification and may be missing while the case is being investigated.

City and county	Cases
Cypress, Jackson	11
Naples, Lee	11
Deerfield Beach, Palm Beach	11
Sea Ranch Lakes, Broward	11
Goldenrod, Seminole	11
Missing, Sarasota	10
Missing, Taylor	10
Telogia, Liberty	10
Gibsonia, Polk	10
Missing, Polk	10
University Park, Manatee	10
Worthington Springs, Union	10
Rubonia, Manatee	10
Haines Creek, Lake	10
Forest City, Seminole	10
Ozona, Pinellas	10
Missing, Nassau	10
Day, Lafayette	10
Seacrest, Walton	10
Briny Breezes, Palm Beach	10
Basinger, Okeechobee	10
Orlando, Duval	10
Orlando, Leon	10
Perrine, Dade	10
Saint Augustine, Duval	9
West Delray Beach, Palm Beach	9
Grant Valkaria, Brevard	9
Nobleton, Hernando	9
Passport, Unknown	9
Ybor City, Hillsborough	9
Lloyd, Jefferson	9
Lamont, Madison	9
Beverly Beach, Flagler	9
Saint Augustine Beach, St. Johns	9
Orlando, Unknown	9
Putnam Hall, Putnam	9
Ferndale, Lake	9
Innovation, Pasco	9
Cottdale, Washington	9
Barberville, Volusia	9
Scottsmoor, Brevard	9
Palma Sola, Manatee	9
Missing, Clay	8
Jerome, Collier	8
Ponce De Leon, Walton	8
Fairfield, Marion	8
Cross Creek, Alachua	8
Indian Shores, Pinellas	8
Fort Walton Beach, Unknown	8
Quail Heights, Dade	8
Palm City, St. Lucie	8
Seybold, Dade	8
White City, Gulf	8
Pine Ridge, Citrus	8
Keystone Heights, Bradford	8
Oneco, Manatee	8
Salem, Taylor	8
Missing, Unknown	8
Orange Springs, Marion	8

COVID-19: characteristics of 2,191,695 Florida resident cases

Data through Apr 29, 2021 verified as of Apr 30, 2021 at 09:25 AM

Data in this report are provisional and subject to change.

The table below includes the cities and counties of residence for cases in Florida residents based on the patient's ZIP Code. Note that city is not always received as part of the initial notification and may be missing while the case is being investigated.

City and county	Cases
Weirsdale, Lake	8
Evinston, Alachua	8
Anastasia Island, St. Johns	8
East Rockland Key, Monroe	7
Missing, Flagler	7
High Springs, Columbia	7
Port Saint John, Brevard	7
Orange Park, Duval	7
Fernandina, Nassau	7
Inglis, Citrus	7
Orlando, Pasco	7
Longboat Key, Sarasota	7
Switzerland, St. Johns	7
Aripeka, Pasco	7
Maitland, Volusia	7
River Ranch, Polk	7
Valkaria, Brevard	7
Orlando, Alachua	7
Niceville, Walton	7
Okeechobee, Glades	7
Punta Gorda, Lee	6
Holt, Santa Rosa	6
Inlet Beach, Bay	6
Deland, Lake	6
Sunny Hills, Washington	6
Shady Grove, Taylor	6
Orlando, Flagler	6
Orlando, Marion	6
Oklawaha, Marion	6
Port Salerno, Martin	6
Ridge Manor Estates, Sumter	6
Maitland, Hillsborough	6
Winter Park, Polk	6
Winderemere, Orange	6
Lake Worth, Broward	6
Grove City, Charlotte	6
Eglin, Okaloosa	6
Bruce, Holmes	6
Coco River, Collier	6
Missing, Walton	6
Labelle, Lee	6
Duck Key, Monroe	6
Newberry, Gilchrist	6
Morrison, Marion	6
San Carlos Park, Lee	6
Miccosukee, Leon	6
Glenwood, Volusia	6
Clarcona, Orange	6
Orchid, Indian River	6
Pensacola, Unknown	6
Maitland, Osceola	6
Bradenton, Sarasota	6
Ocoee, Lake	6
Lake Butler, Bradford	6
Mayport Naval Station, Duval	6
Missing, Alachua	5
Delray Beach, Broward	5
Alys Beach, Walton	5
Point Washington, Walton	5

COVID-19: characteristics of 2,191,695 Florida resident cases

Data through Apr 29, 2021 verified as of Apr 30, 2021 at 09:25 AM

Data in this report are provisional and subject to change.

The table below includes the cities and counties of residence for cases in Florida residents based on the patient's ZIP Code. Note that city is not always received as part of the initial notification and may be missing while the case is being investigated.

City and county	Cases
Seacrest, Bay	5
Williston, Marion	5
Okeechobee, Martin	5
Orlando, Manatee	5
Pompano Beach, Palm Beach	5
Wakulla Springs, Wakulla	5
Cypress Gardens, Polk	5
Island Grove, Alachua	5
Psl, Unknown	5
Okeechobee, Osceola	5
University Of Central Fl, Hillsborough	5
Cape Haze, Charlotte	5
Bayou George, Bay	5
Boynton Beach, Broward	5
Kissimmee, Unknown	5
Missing, Osceola	5
Miramar, Dade	5
Miami Gardens, Unknown	5
Fort Lauderdale, Palm Beach	5
Jacksonville Naval Air Station, Duval	5
Missing, Columbia	5
Missing, Highlands	5
Ebro, Bay	5
Highland Park, Polk	5
Westchester, Dade	5
Mid Florida, Seminole	5
Ocean Breeze, Martin	5
Missing, Leon	5
Milton, Escambia	5
Missing, Hernando	5
Mayport, Duval	5
Jacksonville, Clay	5
Greenville, Jefferson	5
Pass, Unknown	5
Stuart, St. Lucie	5
Lake Geneva, Clay	5
Miami, Palm Beach	5
Live Oak, Madison	4
Loxahatchee Groves, Palm Beach	4
Fort Lauderdale, Unknown	4
West Bradenton, Manatee	4
Clermont, Polk	4
Marina Del Rey, Dade	4
Margate, Unknown	4
Melrose, Bradford	4
Los Angeles, Broward	4
Jacksonville, Dade	4
Arcadia, Hillsborough	4
Lake Harbor, Palm Beach	4
Glen Ridge, Palm Beach	4
Coconut Creek, Palm Beach	4
Orem, Palm Beach	4
Branford, Gilchrist	4
Clewiston, Palm Beach	4
Conch Key, Monroe	4
Sharpes, Brevard	4
Wacissa, Jefferson	4
Sugarloaf, Monroe	4
Lazy Lake, Broward	4

COVID-19: characteristics of 2,191,695 Florida resident cases

Data through Apr 29, 2021 verified as of Apr 30, 2021 at 09:25 AM

Data in this report are provisional and subject to change.

The table below includes the cities and counties of residence for cases in Florida residents based on the patient's ZIP Code. Note that city is not always received as part of the initial notification and may be missing while the case is being investigated.

City and county	Cases
Lamont, Taylor	4
International Service Center, Dade	4
Hollywood, Unknown	4
Indian Rock Beach, Pinellas	4
Bowling Green, Polk	4
Plantation Key, Monroe	4
N/A, Unknown	4
Sandestin, Walton	4
Pompano Beach, Dade	4
Bella Collina, Lake	4
Bonnie, Dade	4
El Jobean, Charlotte	4
Miami Beach, Unknown	4
Marathon Shores, Monroe	4
Hinsdale, Manatee	4
Jonesville, Alachua	4
Julington Creek, St. Johns	3
Jupiter Island, Martin	3
Kathleen, Pasco	3
Marco Island, Lee	3
Mims, Volusia	3
Miramar, Unknown	3
Missing, Washington	3
Naples, Unknown	3
Alford, Washington	3
Pass-A-Grille, Pinellas	3
Orlando, Escambia	3
Okeechobee, Highlands	3
Ocean Reef Club, Monroe	3
Vero Beach, St. Lucie	3
Winter Park, Volusia	3
Monticello, Madison	3
North Miami Beach, Broward	3
Samoset, Manatee	3
San Fernando, Unknown	3
Vernon, Bay	3
Cape San Blas, Gulf	3
Apopka, Lake	3
Crestview, Walton	3
Cross Key, Monroe	3
Green Cove Springs, Duval	3
Fpo, Duval	3
Fernandina Beach, Duval	3
Mayport Naval Housing, Duval	3
Land O Lakes, Hillsborough	3
Lady Lake, Marion	3
Homeless, Hillsborough	3
Jacksonville , Duval	3
Brooklyn, Broward	3
Ft Pierce, St. Lucie	3
Westville, Walton	3
Pembroke Lakes, Broward	3
Orlo Vista, Orange	3
Milligan, Okaloosa	3
Sorrento, Orange	3
North Fort Myers, Charlotte	3
Stuart, Palm Beach	3
Pompano Beach, Unknown	3
Chicago, Lee	3

COVID-19: characteristics of 2,191,695 Florida resident cases

Data through Apr 29, 2021 verified as of Apr 30, 2021 at 09:25 AM

Data in this report are provisional and subject to change.

The table below includes the cities and counties of residence for cases in Florida residents based on the patient's ZIP Code. Note that city is not always received as part of the initial notification and may be missing while the case is being investigated.

City and county	Cases
Coraopolis, Citrus	3
Champions Gate, Osceola	3
Bristol, Calhoun	3
Aventura, Broward	3
Jacksonville, Alachua	3
Marina Del Rey, Broward	3
Pp, Dade	3
Woodside, Broward	3
Wimauma, Manatee	3
Brewton, Escambia	3
Apopka, Broward	3
Lanark Village, Franklin	3
Maitland, Polk	3
Inverness, Polk	3
Pass, Dade	3
Vero Beach, Brevard	3
Miami Shores, Broward	3
Pineland, Lee	3
Tampa, Pinellas	3
Tampa Palms, Hillsborough	3
Tarpon Springs, Pasco	3
Winter Garden, Seminole	3
Laurel, Sarasota	3
Ludlam, Dade	3
Clermont, Orange	3
West Palm Beach, Broward	3
Village Of Golf, Palm Beach	3
Wildwood, Marion	3
Saint Petersburg, Hillsborough	3
Saint Augusaintine Beach, St. Johns	3
Port Saint Lucie, Martin	3
Palm Coast, Volusia	3
Missing, Jackson	3
Hallandale Beach, Dade	3
Hallandale Beach, Unknown	3
Lake City, Duval	3
Immokalee, Lee	3
Loxahatchee, Broward	3
Lakeland, Hillsborough	3
Miami, Orange	3
Lynbrook, Broward	3
Fort Myers, Unknown	3
Bradington, Manatee	3
Blountstown, Liberty	3
Blountstown, Jackson	2
Alligator Point, Franklin	2
Crawfordville, Leon	2
Eatonville, Lake	2
Coconut Creek, Unknown	2
Lutz, Pinellas	2
Miami, Hillsborough	2
Lawtey, Union	2
Los Angeles, Okaloosa	2
Louisville, Manatee	2
Mount Pleasant, Gadsden	2
None, Dade	2
Navarre, Okaloosa	2
Opa Locka, Broward	2
Phoenix, Lake	2

COVID-19: characteristics of 2,191,695 Florida resident cases

Data through Apr 29, 2021 verified as of Apr 30, 2021 at 09:25 AM

Data in this report are provisional and subject to change.

The table below includes the cities and counties of residence for cases in Florida residents based on the patient's ZIP Code. Note that city is not always received as part of the initial notification and may be missing while the case is being investigated.

City and county	Cases
Port Charlotte, Unknown	2
Seven Springs, Pasco	2
Zellwood, Lake	2
West Villages, Sarasota	2
Upper Key Largo, Monroe	2
University Of Central Florida, Brevard	2
Bronx, Seminole	2
Doctors Inlet, Clay	2
Bonifay, Jackson	2
Bonnie, Duval	2
Bonnie, Sarasota	2
Lecanto, Marion	2
Maitland, Leon	2
Lake Helen, Orange	2
Fort Myers, Collier	2
Fort Pierce, Martin	2
Winter Park, Leon	2
St John, Broward	2
Weston, Dade	2
West Palm Beach, Dade	2
Orlando, Santa Rosa	2
Palm Springs North, Dade	2
Redland, Dade	2
Melrose, Alachua	2
Olustee, Baker	2
Orlando, Charlotte	2
Saint Teresa, Wakulla	2
West Point, Lee	2
University Of Central Florida, Broward	2
Orlando, Okaloosa	2
Madison, Unknown	2
Maitland, Pasco	2
Miamt, Dade	2
North Miami, Broward	2
Homeless, Dade	2
Florida Power & Light Co, Dade	2
Amelia City, Nassau	2
Apopka, Unknown	2
Alligator Point, Wakulla	2
Chipley, Jackson	2
Maitland, Lake	2
Naples, Broward	2
Moore Haven, Hendry	2
Jan Phyl Village, Polk	2
Hialeah Lakes, Dade	2
Hialeah, Orange	2
Cassadaga, Volusia	2
Fort Walton Beach, Walton	2
Duke Field Air Force Station, Okaloosa	2
Dunnellon, Levy	2
Yalhala, Lake	2
Sumatra, Liberty	2
University Of Central Florida, Palm Beach	2
University Of Central Florida, Pinellas	2
Pp, Unknown	2
Provo, Broward	2
Portland, Unknown	2
Pensacola, Santa Rosa	2
Melrose, Clay	2

COVID-19: characteristics of 2,191,695 Florida resident cases

Data through Apr 29, 2021 verified as of Apr 30, 2021 at 09:25 AM

Data in this report are provisional and subject to change.

The table below includes the cities and counties of residence for cases in Florida residents based on the patient's ZIP Code. Note that city is not always received as part of the initial notification and may be missing while the case is being investigated.

City and county	Cases
Mesa, Unknown	2
Longview, Dade	2
Jacksonville Naval Hospital, Duval	2
Hosford, Calhoun	2
000000, Unknown	2
Dfafs, Okaloosa	2
Tampa, Hernando	2
Wauchula, Desoto	2
Vero Beach, Unknown	2
Yeehaw, Okeechobee	2
Ormond Beach, Flagler	2
Noma, Holmes	2
Panama City, Unknown	2
Pembroke Pines, Dade	2
Sebring, Desoto	2
Saint Lucie Village, St. Lucie	2
Port Saint Lucie, Palm Beach	2
Red Bay, Holmes	2
Saint Marys, Nassau	2
West Lafayette, Broward	2
Windermere, Lake	2
Sutton, Pasco	2
Tequesta, Martin	2
Woodstock, Lee	2
Fort Lauderdale, Alachua	2
Doral, Unknown	2
Bay Harbor Islands, Unknown	2
Alachua, Duval	2
Cross City, Taylor	2
Carl Fisher, Dade	2
Jupiter, Dade	2
Lakeland, Unknown	2
Micanopy, Marion	2
Marysville, Dade	2
Lake Clarke Shores, Palm Beach	2
FI State Univ Student, Leon	2
Dade City, Unknown	2
Defuniak Springs, Okaloosa	2
Cibolo, Orange	2
Claysville, Hernando	2
Crescent Beach, Sarasota	2
Callahan, Duval	2
Tampa, Broward	2
Tarpon Springs, Hillsborough	2
Seguin, Unknown	2
Sarasota, Unknown	2
Sunrise, Unknown	2
South Miami, Broward	2
Port Canaveral, Brevard	2
Orlando, St. Lucie	2
Monument, Broward	2
Oakland Park, Unknown	2
Winter Springs, Orange	2
Venice, Dade	2
Windermere, Hillsborough	2
Pompano Beach, Osceola	2
Port Charlotte, Lee	2
Port St. Lucie, St. Lucie	2
Sand Lake, Orange	2

COVID-19: characteristics of 2,191,695 Florida resident cases

Data through Apr 29, 2021 verified as of Apr 30, 2021 at 09:25 AM

Data in this report are provisional and subject to change.

The table below includes the cities and counties of residence for cases in Florida residents based on the patient's ZIP Code. Note that city is not always received as part of the initial notification and may be missing while the case is being investigated.

City and county	Cases
Union, Manatee	2
University Of Central Fl, Seminole	2
Swansea, Lee	2
Altamonte Springs, Orange	2
At Large, Broward	2
Boys Ranch, Suwannee	2
Fort Pierce, Brevard	2
Graceville, Unknown	2
Eatonville, Polk	2
New Port Richey, Hillsborough	2
Miami, Martin	2
Jena, Taylor	2
Labelle, Collier	2
Long Beach, Orange	2
Litchfield Park, Monroe	1
Littleton, St. Johns	1
Lake In The Hills, Broward	1
Lake Worth, Unknown	1
Lauderhill, Unknown	1
Indianapolis, Lee	1
Jupiter, Pinellas	1
Kansas City, Palm Beach	1
Gwynn Oak, Polk	1
Milford, Bay	1
Milford, Unknown	1
Melbourne, Volusia	1
Mattoon, Lee	1
Marianna, Leon	1
Marianna, Washington	1
Mary Esther, Hillsborough	1
Los Angeles, Orange	1
Maitland, Palm Beach	1
Longwood, Unknown	1
Newaygo, Charlotte	1
North Port, Charlotte	1
New Canaan, Dade	1
Na, Dade	1
Missing, Franklin	1
Eureka, Flagler	1
Evansville, Citrus	1
Crescent City, Marion	1
Crestview, Unknown	1
Denton, Broward	1
Destin, Bay	1
Clearwater, Hillsborough	1
Coal City, Pasco	1
Commerce Township, Manatee	1
Crawfordville, Alachua	1
Glens Falls, Broward	1
Fort Lauderdale, Lee	1
Fort Myers, Polk	1
Fort Worth, Broward	1
Franklin, Orange	1
Frostproof, Highlands	1
Gainesville, Palm Beach	1
Gainesville, Santa Rosa	1
Brewster, Palm Beach	1
Brownsville, Escambia	1
Bryant, Palm Beach	1

COVID-19: characteristics of 2,191,695 Florida resident cases

Data through Apr 29, 2021 verified as of Apr 30, 2021 at 09:25 AM

Data in this report are provisional and subject to change.

The table below includes the cities and counties of residence for cases in Florida residents based on the patient's ZIP Code. Note that city is not always received as part of the initial notification and may be missing while the case is being investigated.

City and county	Cases
Bonnie, St. Johns	1
Belleair Bluffs, Unknown	1
Celebration, Orange	1
Chicago, Broward	1
Choctaw Beach, Unknown	1
Austin, Dade	1
Apo, Collier	1
Big Torch Key, Monroe	1
Black, Holmes	1
Boca Raton, Lee	1
Bonifay, Unknown	1
8852 Teacher Ln, Pasco	1
Addison, Pasco	1
Apopka, Citrus	1
Apopka, Hillsborough	1
Arabi, Orange	1
Tampa, Citrus	1
Tampa, Duval	1
Summerdale, Escambia	1
Sun City Center, Lee	1
Surfside Beach, Orange	1
Tavares, Unknown	1
Temple, Palm Beach	1
Saint Charles, Orange	1
St Peterburg, Orange	1
Stiamk, Dade	1
Scottsdale, Brevard	1
Scottsdale, Palm Beach	1
Roswell, Bay	1
Royal Palm, Palm Beach	1
Ruskin, Dade	1
Ruskin, Manatee	1
Saint Petersburg, Duval	1
Saint Petersburg, Manatee	1
Port Saint Lucie, Marion	1
Port St Luce, Unknown	1
Pembroke Pines, Unknown	1
Pensacola Naval Hospital, Escambia	1
Pittsburgh, Alachua	1
Playa Del Rey, Palm Beach	1
Plymouth, Pasco	1
Okeechobee, Unknown	1
Oviedo, Orange	1
Pace, Escambia	1
Painted Post, Pasco	1
Palatka, Marion	1
Winnetka, Dade	1
Winter Garden, Osceola	1
Winter Haven, Leon	1
Winter Haven, Osceola	1
Winter Park, Duval	1
Winter Park, Palm Beach	1
West Hollywood, Broward	1
West Palm Beach, Unknown	1
Weston, Unknown	1
Wildwood, Lee	1
Willington, Lee	1
Unknown, Duval	1
Upland, Manatee	1

COVID-19: characteristics of 2,191,695 Florida resident cases

Data through Apr 29, 2021 verified as of Apr 30, 2021 at 09:25 AM

Data in this report are provisional and subject to change.

The table below includes the cities and counties of residence for cases in Florida residents based on the patient's ZIP Code. Note that city is not always received as part of the initial notification and may be missing while the case is being investigated.

City and county	Cases
Valrico, Polk	1
Wakefield, Broward	1
Waverly, Duval	1
Wabasha, Clay	1
Wekiwa Springs, Orange	1
Winter Springs, Polk	1
Youngstown, Washington	1
Ocala, Duval	1
North Porte, Unknown	1
Notrealville, Polk	1
Nashville, Palm Beach	1
Okeechobi, Unknown	1
Orem, Dade	1
Orlando, Citrus	1
Orlando, Collier	1
Orlando, Hernando	1
Morrisville, Palm Beach	1
Mokena, Lee	1
Myrtle Beach, Broward	1
North Brunswick, St. Lucie	1
North Grafton, Dade	1
North Lauderdale, Unknown	1
Orlando, Walton	1
Oviedo, Lake	1
Orlando, St. Johns	1
Plantation, Leon	1
Pooler, Broward	1
Pensacola, Dade	1
Panomo City, Bay	1
Parrish, Sarasota	1
Rye, Palm Beach	1
San Marcos, Unknown	1
Ridgewood, Lee	1
Roayl Palm Beach, Palm Beach	1
Roseville, Broward	1
Punta Gorda, Sarasota	1
Putnam, Putnam	1
St Cloud, Orange	1
St Helena Is, Dade	1
Surprise, Unknown	1
Syracuse, Unknown	1
Saint Petersburg, Bay	1
Tinley Park, Manatee	1
Twentynine Palms, Broward	1
Unknown, Manatee	1
Venezuela, Unknown	1
Vernon, Walton	1
Waukesha, Volusia	1
Whippany, Volusia	1
Wilmington, Charlotte	1
Windermere, Alachua	1
Winfield, Hillsborough	1
Winter Garden, Unknown	1
Winter Park, Brevard	1
Winter Park, Unknown	1
Xifamk, Dade	1
Buffalo, Dade	1
Canton, Duval	1
Brunswick, Polk	1

COVID-19: characteristics of 2,191,695 Florida resident cases

Data through Apr 29, 2021 verified as of Apr 30, 2021 at 09:25 AM

Data in this report are provisional and subject to change.

The table below includes the cities and counties of residence for cases in Florida residents based on the patient's ZIP Code. Note that city is not always received as part of the initial notification and may be missing while the case is being investigated.

City and county	Cases
Bryceville, Duval	1
Bradentom, Manatee	1
Bradenton, Lee	1
Boca Raton, Dade	1
Boca Raton, Madison	1
Bogota, Unknown	1
Bal Harbour, Broward	1
Atlanta, Walton	1
Attalla, Broward	1
Auburn, Palm Beach	1
Autaugaville, Broward	1
Apopka, Volusia	1
Alachua, Suwannee	1
Alafaya, Broward	1
Alafaya, Pinellas	1
Crestview, Broward	1
Clearwater, Leon	1
Charlotte, Alachua	1
Defuniak Springs, Unknown	1
Daytona Beach, Orange	1
Deerfield Beach, Polk	1
Dalecity, Okaloosa	1
Crystal River, Marion	1
Fayetteville, Broward	1
Fellsmere, Brevard	1
Florida City, Unknown	1
Fort Lauderdale, Collier	1
Fort Myers, Alachua	1
El Dorado, Palm Beach	1
East Setauket, Palm Beach	1
Dona Vista, Lake	1
Fleming Island, Duval	1
Gainesville, Levy	1
Great Neck, Dade	1
Glen Cove, Unknown	1
Glen Saint Mary, Duval	1
Golf, Palm Beach	1
Greensboro, Leon	1
Immokalee, Walton	1
Lake Forest, Collier	1
Merrick, Palm Beach	1
Metter, Manatee	1
Miami, Osceola	1
Miamiardens, Unknown	1
Miamksaohes, Dade	1
Irmo, Unknown	1
Jacksonville, Baker	1
Jacksonville, Marion	1
Key West, Palm Beach	1
Kilgore, Dade	1
Jupiter Inlet, Palm Beach	1
Land O Lakes, Unknown	1
Lawton, Okaloosa	1
Levittown, Palm Beach	1
Lima, Manatee	1
Lima, Volusia	1
Maccleddy, Dixie	1
Madison, Jefferson	1
Maitland, Collier	1

COVID-19: characteristics of 2,191,695 Florida resident cases

Data through Apr 29, 2021 verified as of Apr 30, 2021 at 09:25 AM

Data in this report are provisional and subject to change.

The table below includes the cities and counties of residence for cases in Florida residents based on the patient's ZIP Code. Note that city is not always received as part of the initial notification and may be missing while the case is being investigated.

City and county	Cases
Milford, Lee	1
Mckinney, Broward	1
Miamc, Dade	1
Matawan, Palm Beach	1
Ldhl, Broward	1
Longwood, Volusia	1
Lake Butler, Alachua	1
Knoxville, Bay	1
Kingsland, Nassau	1
Las Vegas, Palm Beach	1
Leesburg, Seminole	1
Lincoln, St. Lucie	1
Little Neck, Lee	1
Jupiter, St. Lucie	1
Kenilworth, Leon	1
Key West, Duval	1
Keys West, Unknown	1
Jacksonville, Orange	1
Jefferson, Dade	1
Jonesboro, Leon	1
Intrcsion Cty, Osceola	1
Inverness, Marion	1
Inwood, Broward	1
Irvine, Marion	1
Istachatta, Hernando	1
Homeless, Monroe	1
Homeless, Pinellas	1
Howell, Dade	1
Hudson, Hernando	1
Indian Rocks Beach, Duval	1
Indiantown, Palm Beach	1
Inglewood, Sarasota	1
Hernando, Marion	1
Hialeah, Collier	1
Helen, Bay	1
Hoclywsod, Dade	1
Holiday, Pinellas	1
Carmel, Orange	1
Cedar Springs, Hernando	1
Chicago, Unknown	1
Caracas, Dade	1
Bryceville, Baker	1
Coconut Ck, Unknown	1
Dallas, Hernando	1
Dayton, Lake	1
Daytona Beach, Pinellas	1
Alpharetta, Broward	1
O, Manatee	1
Acworth, Okaloosa	1
Apopka, Clay	1
Asheville, Highlands	1
Astoria, Broward	1
Atmore, Escambia	1
Bartow, Hardee	1
Bel Air, Collier	1
Berryton, Palm Beach	1
Brooklyn, Dade	1
Brooklyn, Lee	1
Bonnie, Broward	1

COVID-19: characteristics of 2,191,695 Florida resident cases

Data through Apr 29, 2021 verified as of Apr 30, 2021 at 09:25 AM

Data in this report are provisional and subject to change.

The table below includes the cities and counties of residence for cases in Florida residents based on the patient's ZIP Code. Note that city is not always received as part of the initial notification and may be missing while the case is being investigated.

City and county	Cases
Boston, Broward	1
Downingtown, Broward	1
Downingtown, Hillsborough	1
Dpo, Santa Rosa	1
Dunedin, Unknown	1
Dearborn, Broward	1
Deer Park, Dade	1
Deerfield Beach, Unknown	1
Deerfield, Dade	1
Deland, Seminole	1
Deltona, Seminole	1
Erie, Monroe	1
Fisher Island, Unknown	1
East Palatka, Hillsborough	1
Eastpoint, Leon	1
Fort Lauderdale, Leon	1
Fort Myers, Sarasota	1
Fort Pierce, Palm Beach	1
Fort White, Clay	1
Garden City, Alachua	1
Gaylord, Orange	1
Goodrich, Charlotte	1
Gotcha, Orange	1
Greensburg, Palm Beach	1
Hallandale, Unknown	1
Harpers Ferry, Palm Beach	1
Haines City, Osceola	1
Yulee, St. Johns	1
Zephyrhills, Hillsborough	1
Topsham, Manatee	1
Town Of Nocatee, St. Johns	1
Troy, Manatee	1
Unkn, Duval	1
Sweetwater, Manatee	1
Syracuse, Polk	1
Tallahassee, Dade	1
Tamarac, Dade	1
Tavares, Orange	1
Suitland, Volusia	1
Sunbright, Palm Beach	1
Winter Garden, Duval	1
Woodbine, Nassau	1
West Yarmouth, St. Lucie	1
Waipahu, Santa Rosa	1
Ward, Polk	1
Wellborn, Columbia	1
West Apim Beach, Palm Beach	1
Venetian Islands, Dade	1
Rileyville, Flagler	1
Saint Joseph, Volusia	1
Russellville, Bay	1
Sagamore Beach, Charlotte	1
Saint Augustine, Broward	1
Saint Cloud, Palm Beach	1
San Antonio, Orange	1
Seminole, Leon	1
Shalimar, Unknown	1
Shirley, Flagler	1
Prattville, Hillsborough	1

COVID-19: characteristics of 2,191,695 Florida resident cases

Data through Apr 29, 2021 verified as of Apr 30, 2021 at 09:25 AM

Data in this report are provisional and subject to change.

The table below includes the cities and counties of residence for cases in Florida residents based on the patient's ZIP Code. Note that city is not always received as part of the initial notification and may be missing while the case is being investigated.

City and county	Cases
Prestonsburg, Bay	1
Quincy, Jackson	1
Rapid City, Broward	1
Petersburg, Manatee	1
Piasa, Putnam	1
Palmetto, Pasco	1
Parma, Manatee	1
Pass-A-Grille Beach, Pinellas	1
Oldsmar, Hillsborough	1
Olean, Alachua	1
Other, Dade	1
Palm Beach Gardens, Unknown	1
Palmetto Bay, Palm Beach	1
Missing, Okeechobee	1
Monroe Township, Palm Beach	1
Monroe, Lee	1
Moore Haven, Okeechobee	1
Morrisville, Unknown	1
Missing, Levy	1
Myakka City, Sarasota	1
North Palm Beach, Orange	1
Northport, Sarasota	1
Oakland, Lee	1
New Middletown, Hillsborough	1
New Port Richey, Pinellas	1
Newberry, Marion	1
Newtown, Lake	1
Saint Petersburg, Charlotte	1
Saint Augustine, Flagler	1
Puerto Rico, Unknown	1
Punta Gorda, Unknown	1
Randolph, Orange	1
Rivera Beach, Palm Beach	1
Port Orange, Brevard	1
Powell, Lee	1
Seffener, Hillsborough	1
Seminole, Lee	1
Sanford, Orange	1
Stratford, Broward	1
Sunrise, Dade	1
Tallahassee, Madison	1
Tallahassee, Pinellas	1
Pembroke Pines, Orange	1
Pensacola, Sumter	1
Perth Amboy, Hillsborough	1
Paducah, Manatee	1
Orlando, Jackson	1
Orlando, Lee	1
North Laud, Unknown	1
Ocala, Citrus	1
Ocoee, Unknown	1
Odessa, Dade	1
Olds, Manatee	1
Nantucket, Palm Beach	1
Monroe, Hillsborough	1
Newberry, Levy	1
New Vernon, Palm Beach	1
White Plains, Broward	1
Whites Creek, Leon	1

COVID-19: characteristics of 2,191,695 Florida resident cases

Data through Apr 29, 2021 verified as of Apr 30, 2021 at 09:25 AM

Data in this report are provisional and subject to change.

The table below includes the cities and counties of residence for cases in Florida residents based on the patient's ZIP Code. Note that city is not always received as part of the initial notification and may be missing while the case is being investigated.

City and county	Cases
Windermere, Volusia	1
Wtixrat, Dade	1
Ventura, Orange	1
Westlake Village, Unknown	1
Watersound, Bay	1
Tampa, Pasco	1
Summerfield, Unknown	1
Toms River, Lee	1
Tourist, Dade	1
University Of Central Florida, Lee	1
Unk, Duval	1
Trenton, Dixie	1
Unknown, Unknown	1
Crossings, Unknown	1
Davenport, Lake	1
Davie, Unknown	1
Dayton, Citrus	1
Dayton, Orange	1
Dearborn Heights, Hillsborough	1
Edgewood, Broward	1
Elkton, Putnam	1
Dover, Lee	1
Chesterfield, Broward	1
Carteret, Polk	1
Cincinnati, Dade	1
Connellsville, Highlands	1
Armstrong, St. Johns	1
Atl, Brevard	1
Alva, Escambia	1
Andalusia, Escambia	1
Arcadia, Highlands	1
Baker, Santa Rosa	1
Belleville, Palm Beach	1
Belmont, Santa Rosa	1
Blountstown, Broward	1
Bronson, Alachua	1
Brooker, Alachua	1
Bradenton, Clay	1
Brandon, Pinellas	1
Bonita, Lee	1
Bocaraten, Palm Beach	1
Hudson, Pinellas	1
Indian Rock Beach, Palm Beach	1
Hoosick Falls, Broward	1
Hialeahgardens, Dade	1
Hiram, Leon	1
Interlachen, Duval	1
Jacksonville, Nassau	1
Fort Myers, Broward	1
Gainesville, Okaloosa	1
Floral, Okaloosa	1
Forestville, Volusia	1
Greenbrier, Bay	1
Greenville, Palm Beach	1
Groveland, Orange	1
Longwood, Broward	1
Lucedale, St. Lucie	1
Leesburg, Broward	1
Kure Beach, Monroe	1

COVID-19: characteristics of 2,191,695 Florida resident cases

Data through Apr 29, 2021 verified as of Apr 30, 2021 at 09:25 AM

Data in this report are provisional and subject to change.

The table below includes the cities and counties of residence for cases in Florida residents based on the patient's ZIP Code. Note that city is not always received as part of the initial notification and may be missing while the case is being investigated.

City and county	Cases
Lakeland, Palm Beach	1
Kaclsonville, Duval	1
Kechi, Orange	1
Mexico, Orange	1
Mayaguez, Dade	1
Maccleenny, Duval	1
Mantua, Broward	1
Middletown, Osceola	1
Missing, Gilchrist	1
Parlin, Broward	1
Plant City, Hendry	1
Plant City, Pinellas	1
Plantation, Unknown	1
Orlando, Highlands	1
Opa Locka, Unknown	1
Orem, Nassau	1
Olando, Orange	1
Ocoee, Polk	1
Newport Beach, Palm Beach	1
North Adams, Manatee	1
North Little Rock, Palm Beach	1
Northville, Broward	1
Ocala, Indian River	1
Ocoee, Broward	1
Pound Ridge, Leon	1
Port Charlotte Fl, Unknown	1
Port Saint Lucie, Duval	1
Ponce, Orange	1
Saint Petersburg, Dade	1
San Juan, Osceola	1
San Pedro Sula, Dade	1
Sandy, Duval	1
Richmond Heights, Dade	1
Ridge Manor, Hernando	1
Riverview, Pinellas	1
Rochester, Lee	1
Rosemary Beach, Bay	1
Saint Cloud, Orange	1
South Otselic, Dade	1
Sevierville, Dade	1
Stockbridge, Leon	1
Sullivans Island, Dade	1
Southampton, Palm Beach	1
Springhill, Unknown	1
Wayne, Dade	1
Summerville, Dade	1
Tallahassee, Escambia	1
Tampa, Lee	1
Tinley Park, Lee	1
University Of Central Fl, Dade	1
Telluride, Lee	1
Windermere, Polk	1
Winter Park, Lake	1
West Lafayette, Desoto	1
West Simsbury, Collier	1
Winter, Pinellas	1
Downers Grove, St. Lucie	1
Delrey Beach, Palm Beach	1
Export, Palm Beach	1

COVID-19: characteristics of 2,191,695 Florida resident cases

Data through Apr 29, 2021 verified as of Apr 30, 2021 at 09:25 AM

Data in this report are provisional and subject to change.

The table below includes the cities and counties of residence for cases in Florida residents based on the patient's ZIP Code. Note that city is not always received as part of the initial notification and may be missing while the case is being investigated.

City and county	Cases
Fdsf, Unknown	1
Felda, Palm Beach	1
Flagler Beach, Volusia	1
Flora, Lee	1
Fort Myers, Lake	1
Fresno, Pasco	1
Fruitland Park, Sumter	1
Fwb, Unknown	1
Gainesville, Marion	1
Gastonia, Polk	1
Clearwater, Highlands	1
Clermont, Unknown	1
Columbia, Orange	1
Coral Gables, Unknown	1
Coral Springs, Unknown	1
Crestview, Dade	1
Dade City, Polk	1
Dania, Unknown	1
Darien, Pasco	1
Arcadia, Charlotte	1
Aspen, Palm Beach	1
Atl, Broward	1
Atlanta, Broward	1
Aurburndale, Polk	1
Aventura, Unknown	1
Azalea Park, Sarasota	1
Bartow, Unknown	1
Biscayne Park, Broward	1
Boca Rotan, Unknown	1
Alpharetta, Alachua	1
Apalachicola, Leon	1
Brooksville, Columbia	1
Bryn Mawr, Collier	1
Canfield, Duval	1
Hilliard, Dade	1
Hollywood, Leon	1
Holt, Unknown	1
Homestead, Monroe	1
Homestead, Unknown	1
Humble, Broward	1
Green, Clay	1
Greensburg, Orange	1
Greenville, Monroe	1
Gulf Shores, Escambia	1
Harrison, Dade	1
Havanna, Gadsden	1
Jacksonville, Flagler	1
Jacksonville, Palm Beach	1
Johns Island, Wakulla	1
Killarney, Orange	1
Knoxville, Duval	1
Lake City, Volusia	1
Los Angeles, Polk	1
Lakeland, Pasco	1
Lakewood, Unknown	1
Missing, Hendry	1
Naugatuck, Lee	1
New Vernon, Sarasota	1
New York, Broward	1

COVID-19: characteristics of 2,191,695 Florida resident cases

Data through Apr 29, 2021 verified as of Apr 30, 2021 at 09:25 AM

Data in this report are provisional and subject to change.

The table below includes the cities and counties of residence for cases in Florida residents based on the patient's ZIP Code. Note that city is not always received as part of the initial notification and may be missing while the case is being investigated.

City and county	Cases
Myakka, Duval	1
Maitland, Unknown	1
Matlacha Island, Lee	1
Melbourne, Dade	1
Melbourne, Orange	1
Miami Beach, Palm Beach	1
Miami Granders, Dade	1
Missing, Baker	1
Milford, Palm Beach	1
Milford, Polk	1
Minneapolis, Broward	1
Colorado Springs, Unknown	1
Conifer, Lee	1
Clarksboro, Lee	1
Chipley, Holmes	1
Celebration, Palm Beach	1
Chattanooga, Dade	1
Eatonville, Seminole	1
Dunellen, Dade	1
Cutler Bay, Broward	1
Daniel Island, Bay	1
Destin, Unknown	1
Diamond, Highlands	1
Doral, Broward	1
Altamonte, Orange	1
Alva, Collier	1
333, Unknown	1
Allentown, Putnam	1
Apple Creek, Citrus	1
Amelia Village, Nassau	1
Barefoot Beach, Lee	1
Battle Creek, Manatee	1
Avon, Manatee	1
Aventura, Osceola	1
Azalea Park, Osceola	1
Bear Grass, Palm Beach	1
Boca Raton,, Palm Beach	1
Bryn Mawr, Palm Beach	1
Burkeville, Brevard	1
Camden Wyoming, Duval	1
Boston, Dade	1
Brewster, Volusia	1
Hallandale Ben, Unknown	1
Havana, Leon	1
Hickory, Lee	1
El Paso, Unknown	1
Elbow Lake, Palm Beach	1
Fairless Hills, Broward	1
Everett, Dade	1
Fort Denaud, Glades	1
Fort Meyers, Lee	1
FI State Lot, Leon	1
Fortlauderdale, Unknown	1
Fortwalton Beach, Okaloosa	1
Ft Pierce, Unknown	1
Garland, Orange	1
Homer, Escambia	1
Hilliard, Unknown	1
Jeffersonville, Broward	1

COVID-19: characteristics of 2,191,695 Florida resident cases

Data through Apr 29, 2021 verified as of Apr 30, 2021 at 09:25 AM

Data in this report are provisional and subject to change.

The table below includes the cities and counties of residence for cases in Florida residents based on the patient's ZIP Code. Note that city is not always received as part of the initial notification and may be missing while the case is being investigated.

City and county	Cases
Lehigh Cares, Lee	1
Live Oak, Columbia	1
Loganville, Orange	1
Lansdale, Lake	1
Lapeer, Manatee	1
Lauderdale Hill, Unknown	1
Knoxville, Escambia	1
Lake Mary, Lake	1
Ocala, Unknown	1
Middleburg, Duval	1
Midland, Osceola	1
Missing, Hamilton	1
Missing, Wakulla	1
Monterey, Broward	1
Mumford, Manatee	1
N/A, Duval	1
Naples, Alachua	1
Longwood, Orange	1
Miami, Charlotte	1
Miamii, Dade	1
Miami Garden, Unknown	1
Oviedo, Leon	1
Palm City, Unknown	1
Ocean City, Broward	1
Old Town, Gilchrist	1
Opa Locka, Polk	1
Orem, Sarasota	1
Orem, Unknown	1
Ridgewood, Broward	1
Riverview, Manatee	1
Rochester, Broward	1
Roseland, Palm Beach	1
Pompano Beach, Alachua	1
Porter Ranch, Dade	1
Raiford, Bradford	1
Ponte Vedra Beach, Orange	1
Port Orange , Volusia	1
Port Saint Lucie, Indian River	1
University Of Central Florida, Hillsborough	1
Wilbur By The Sea, Volusia	1
Willowbrook, Lee	1
Wilmington, Pasco	1
Westerville, Hillsborough	1
Wilton Manors, Dade	1
Winston Salem, Unknown	1
Winter Garden, Hillsborough	1
Woodland Hills, Brevard	1
Youngstown, Calhoun	1
Yulee, Duval	1
San Antonio, Dade	1
San Diego, Unknown	1
Republic, Monroe	1
Richmond, Palm Beach	1
Russellville, Hillsborough	1
Saint Augustine, Okaloosa	1
Steinhatchee, Alachua	1
Sandyport, Dade	1
Sanford, Palm Beach	1
Sebastian, Lake	1

COVID-19: characteristics of 2,191,695 Florida resident cases

Data through Apr 29, 2021 verified as of Apr 30, 2021 at 09:25 AM

Data in this report are provisional and subject to change.

The table below includes the cities and counties of residence for cases in Florida residents based on the patient's ZIP Code. Note that city is not always received as part of the initial notification and may be missing while the case is being investigated.

City and county	Cases
Village Of Palm Springs, Palm Beach	1
Virginia Beach, Alachua	1
Wayne, Palm Beach	1
Webster, Pasco	1
Wekiva Springs, Orange	1
Union City, Bradford	1
University Of Central Fl, Pasco	1
Tower Lakes, Lee	1
Tallahassee, Wakulla	1
Tampa, Escambia	1
Tampa, Manatee	1
Tangerine, Lake	1
Opalocka, Dade	1
Orlando, Union	1
Ovido, Seminole	1
Oxford, Palm Beach	1
North Canton, Palm Beach	1
Oakland, Leon	1
Ocala, Alachua	1
Okeechobee, St. Lucie	1
Miamf, Dade	1
Miami G, Dade	1
Miami, Collier	1
Miami, St. Lucie	1
Marshall, Palm Beach	1
New Richmond, Volusia	1
Rio Dell, Volusia	1
Rochelle, Volusia	1
Port Saint Lucie, Orange	1
Princeton, Alachua	1
Provincetown, Collier	1
Panama City, Walton	1
Perry, Leon	1
Perth Amboy, Monroe	1
Palm Coast, Duval	1
Sarasota, Hillsborough	1
Saint Cloud, Lee	1
Saint Johns, Orange	1
San Antonio, Sarasota	1
San Antonio, Unknown	1
Sanford, Volusia	1
Shannon, Collier	1
Soddy Daisy, Broward	1
Soldotna, Broward	1
South Burlington, Orange	1
Spring Park, Alachua	1
Wheaton, Lee	1
Wilmington, Broward	1
Wesley Chapel, Alachua	1
Umatilla, Alachua	1
University Of Central Florida, Monroe	1
Virginia Beach, Hernando	1
Waco, Broward	1
Washington, Broward	1
Steinhatchee, Madison	1
Tampa, Volusia	1
Tamarac, Seminole	1
Tangerine, Seminole	1
Tewksbury, Orange	1

COVID-19: characteristics of 2,191,695 Florida resident cases

Data through Apr 29, 2021 verified as of Apr 30, 2021 at 09:25 AM

Data in this report are provisional and subject to change.

The table below includes the cities and counties of residence for cases in Florida residents based on the patient's ZIP Code. Note that city is not always received as part of the initial notification and may be missing while the case is being investigated.

City and county	Cases
Toms River, Dade	1
Winter Park, Osceola	1
Wood River, Polk	1
Worcester, Palm Beach	1
Winter Park, Alachua	1
Fort Myers, Dade	1
Grassy Key, Monroe	1
Floral, Escambia	1
Jersey City, Polk	1
Jamaica, Broward	1
Haverford, Hillsborough	1
Herrin, Orange	1
Jacksonville, Manatee	1
Gainesville, Baker	1
Gilmer, Dade	1
Haledon, Dade	1
Jupiter, Unknown	1
Kingsland, Duval	1
Kissimmee, Brevard	1
Lake In The Hills, Columbia	1
Lake Placid, Alachua	1
Lake Worth Beach, Broward	1
Lander, Citrus	1
Las Vegas, Orange	1
Los Angeles, Palm Beach	1
Marianna, Calhoun	1
Lemoyne, Manatee	1
Lawrence Township, Palm Beach	1
Lyndhurst, Broward	1
Magnolia Square, Osceola	1
Maitland, Alachua	1
Bronx, Broward	1
Carol Stream, Orange	1
Castleberry, Escambia	1
Buffalo, Palm Beach	1
Bryant, Alachua	1
Apo, Pasco	1
Apopka, Flagler	1
99, Unknown	1
Alanson, Bay	1
Aollywoss, Dade	1
Boca Raton, Unknown	1
Bohealia, Lee	1
Blowing Rock, Polk	1
Belleair, Hillsborough	1
Dorchester, Orange	1
Estero, Collier	1
Fanning Springs, Levy	1
Felton, Manatee	1
Deland, Polk	1
Cumberland, Palm Beach	1
Dade City, Hillsborough	1
Dallas, Lee	1
De Leon Springs, Putnam	1
Dearborn, Lee	1
Clear Brook, Lee	1
Charlotte, Pasco	1
Crestview, Holmes	1
College Station, Lake	1

COVID-19: characteristics of 2,191,695 Florida resident cases

Data through Apr 29, 2021 verified as of Apr 30, 2021 at 09:25 AM

Data in this report are provisional and subject to change.

The table below includes the cities and counties of residence for cases in Florida residents based on the patient's ZIP Code. Note that city is not always received as part of the initial notification and may be missing while the case is being investigated.

City and county	Cases
Columbus, Brevard	1
Cookeville, Seminole	1
Venice, Unknown	1
Westbrook, Dade	1
Wichita, Volusia	1
Washington, Unknown	1
Wells, Polk	1
Zolfo Springs, Polk	1
Yukon, Broward	1
Winder Garden, Orange	1
Windermere, Leon	1
Windermere, Osceola	1
Windermere, Seminole	1
Winter Garden, Broward	1
Winter Garden, Pinellas	1
Winter Park, Broward	1
Shelton, Manatee	1
Sarasota, Flagler	1
Saxis, Lee	1
Schenectady, Polk	1
Sebring, Lee	1
Saint Petersburg, St. Lucie	1
Sandford, Seminole	1
Rye, Duval	1
Saint Cloud, Unknown	1
Saint Johns, Unknown	1
Sun City Center, Hardee	1
Sodus, Charlotte	1
Spring Hill , Hernando	1
Spring Hill, Dade	1
Starke, Clay	1
Stone Mountain, Palm Beach	1
Tulsa, Orange	1
Tiffin, Highlands	1
Tallahassee, Duval	1
Tallahassee, Unknown	1
Tampa, Palm Beach	1
Tavares, Marion	1
Temple Terrace, Pasco	1
Port Everglades, Broward	1
Plantation, Orange	1
Pompano Beach, Martin	1
Peoria, Unknown	1
Potomac, Palm Beach	1
Rex, Duval	1
Orange City, Seminole	1
Orange Park , Duval	1
Orem, Broward	1
Orlando, Columbia	1
Orlando, Indian River	1
Orlando, Sarasota	1
Parker, Dade	1
Parker, Leon	1
Palm Coast, Polk	1
Oviedo, Brevard	1
Pacifica, Dade	1
New Orleans, Palm Beach	1
Newark, Broward	1
Newburgh, Bay	1

COVID-19: characteristics of 2,191,695 Florida resident cases

Data through Apr 29, 2021 verified as of Apr 30, 2021 at 09:25 AM

Data in this report are provisional and subject to change.

The table below includes the cities and counties of residence for cases in Florida residents based on the patient's ZIP Code. Note that city is not always received as part of the initial notification and may be missing while the case is being investigated.

City and county	Cases
Old Town, Alachua	1
Omaha, Palm Beach	1
Ona, Manatee	1
Oooooo, Unknown	1
Ocoee, Osceola	1
Okeechobee, Broward	1
North Pole, Seminole	1
North Port, Lee	1
Navarre, Dade	1
Middlesburg, Duval	1
Littleton, Dade	1
Los Angeles Ca, Unknown	1
Los Angeles, Hardee	1
Leesburg, Marion	1
Lehigh Acres, Dade	1
Lewisburg, Pasco	1
Largo, Unknown	1
Miami, Manatee	1
Miami Beach, Broward	1
Macdill Air Force Base, Hillsborough	1
Manchester, Okaloosa	1
Margate, Dade	1
Marshall, Dade	1
Mary Esther, Unknown	1
Medford, Palm Beach	1
Jerusalem, St. Johns	1
Lake City, Hamilton	1
La Grange, Dade	1
Harrison, Pinellas	1
Holly Ridge, Orange	1
Homeless, Polk	1
Homosassa, Hernando	1
Homossassa, Citrus	1
Gainesville, Duval	1
Granada Hills, Broward	1
Guilford, Dade	1
Hailandale, Unknown	1
Columbus, Dade	1
Conway, Leon	1
Coventry, Broward	1
Cuttler Bay, Dade	1
Cypress, Leon	1
Deland, St. Lucie	1
Deltona, Orange	1
Coconut Creek, Dade	1
Davenport, Orange	1
Daytona Beach, Unknown	1
East Hampton, Palm Beach	1
Fort Myers-, Lee	1
Fort Pierce, Unknown	1
Fort Myers, Manatee	1
Foley, Escambia	1
Altoona, Marion	1
Anaheim, Unknown	1
Argyle, Walton	1
Athens, Duval	1
Bogota, Orange	1
Bal Harbor, Dade	1
Bridgeport, Dade	1

COVID-19: characteristics of 2,191,695 Florida resident cases

Data through Apr 29, 2021 verified as of Apr 30, 2021 at 09:25 AM

Data in this report are provisional and subject to change.

The table below includes the cities and counties of residence for cases in Florida residents based on the patient's ZIP Code. Note that city is not always received as part of the initial notification and may be missing while the case is being investigated.

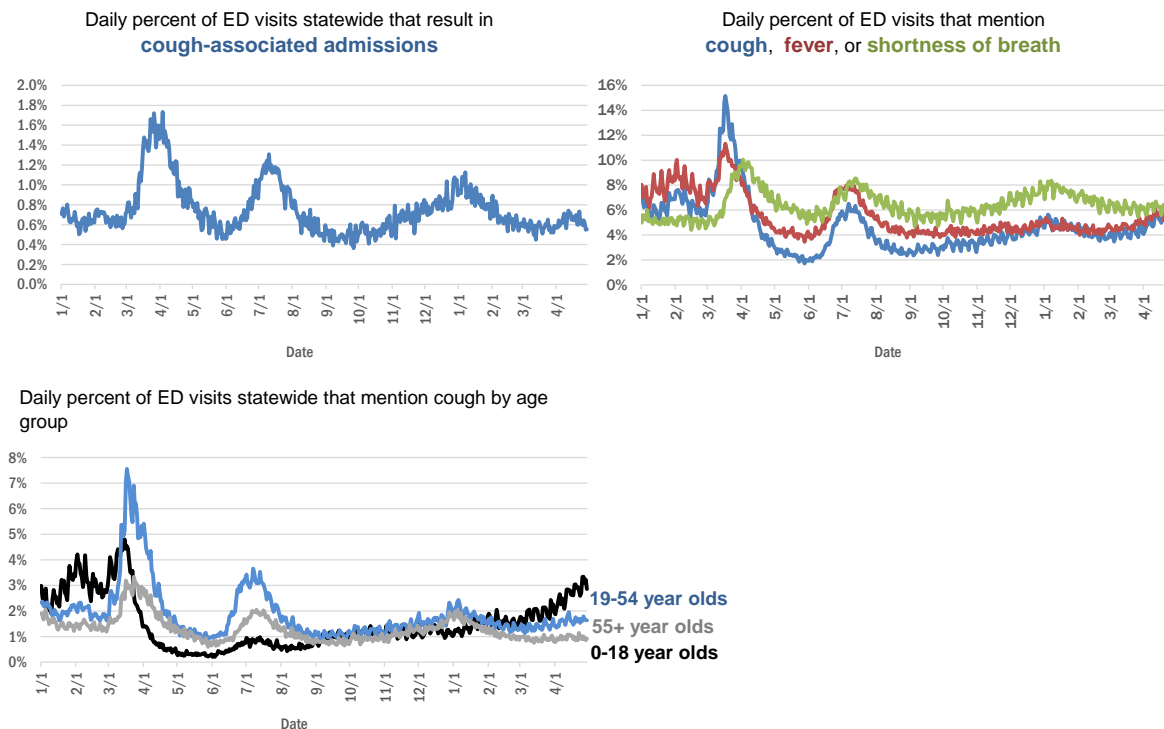
City and county	Cases
Bronx, Palm Beach	1
Bradenton, Dade	1
Bradenton, Osceola	1
Cambridge, Broward	1
Cartagena, Orange	1
Cartersville, Unknown	1
Clermont, Seminole	1
Clermont, Volusia	1
Clewiston, Glades	1
Total	2,191,695

COVID-19: additional surveillance information

Data through Apr 29, 2021 verified as of Apr 30, 2021 at 09:25 AM

Data in this report are provisional and subject to change.

Statewide emergency department (ED) chief complaint and admission data



The Electronic Surveillance System for the Early Notification of Community-Based Epidemics (ESSENCE-FL) includes chief complaint data from 211 of 211 Florida EDs. Data are transmitted electronically to ESSENCE-FL daily or hourly.

COVID-19: testing by laboratory

Data through Apr 29, 2021 verified as of Apr 30, 2021 at 09:25 AM

Data in this report are provisional and subject to change.

The numbers in the table below represent the number of Florida and non-Florida residents for whom test results were received by the Department of Health. A person can be tested by more than one laboratory and can have both positive and negative results. **Therefore, the sum of the numbers in each column will be larger than the total number of people tested.**

Reporting lab	Inconclusive	Negative	Positive	Percent positive	Total
CURATIVE LABS	16,266	1,775,860	278,744	13%	2,070,870
LABORATORY CORPORATION OF AMERICA	2,655	1,699,600	231,064	12%	1,933,319
QUEST DIAGNOSTICS	12,328	1,425,341	209,471	13%	1,647,140
BIO REFERENCE LABORATORIES, INC	7,570	979,196	189,159	16%	1,175,925
HELIX	10,386	750,630	131,848	15%	892,864
REALTOX LABS LLC	6,973	626,614	103,178	14%	736,765
NOMI_HEALTH	3,463	573,319	79,553	12%	656,335
RCA LABORATORY SERVICES, LLC/GENETWORX		491,248	55,213	10%	546,461
PALM BEACH BALLPARK		383,233	43,776	10%	427,009
GENETWORX	661	390,597	33,001	8%	424,259
CDR MAGUIRE - HEALTH CARE CENTER		338,621	51,562	13%	390,183
PWNHEALTH	2,159	315,582	44,115	12%	361,856
IMPACT HEALTH BIOMETRIC TESTING, INC	1,048	235,345	28,473	11%	264,866
EAST FLORIDA STATE COLLEGE - BREVARD		212,886	26,986	11%	239,872
BPHL-JACKSONVILLE	18	204,438	35,106	15%	239,562
ADVENTHEALTH LAB	99	189,248	24,402	11%	213,749
FULGENT DIAGNOSTICS LABORATORY	4,155	182,645	20,980	10%	207,780
BPHL-MIAMI	225	168,904	28,145	14%	197,274
NOMI HEALTH LAB SERVICES		172,680	20,000	10%	192,680
MAKO GENOMICS	8,272	147,116	27,124	15%	182,512
CB SMITH PARK		150,114	18,792	11%	168,906
MAYO CLINIC LABORATORIES	343	145,510	17,930	11%	163,783
BAYCARE LABORATORIES LLC	673	148,946	12,549	8%	162,168
AEGIS SCIENCES CORPORATION	1,361	135,462	21,791	14%	158,614
ELABNETWORK	1,059	139,567	11,993	8%	152,619
MEMORIAL REGIONAL HOSPITAL SOUTH	31	126,806	25,525	17%	152,362
ORLANDO HEALTH SYSTEM	687	133,915	13,560	9%	148,162
ASCENSION SACRED HEART HOSPITAL - PENSACOLA	2	118,836	18,150	13%	136,988
BIOCOLLECTIONS WORLDWIDE, INC	776	117,774	13,894	10%	132,444
NORTHWEST LABORATORY	247	121,130	6,479	5%	127,856
AKESOGEN		103,630	20,133	16%	123,763
TESTING MATTERS INC	1,306	102,195	19,146	16%	122,647
ADVENT HEALTH LAB	112	101,258	13,955	12%	115,325
BPHL-TAMPA (SPECTRUM BLVD)	46	96,223	17,825	16%	114,094
MEDICAL DIAGNOSTIC LABORATORIES	977	98,611	14,221	12%	113,809
UF HEALTH MEDICAL LAB	33	103,179	9,749	9%	112,961
TAMPA GENERAL HOSPITAL	4	101,788	9,731	9%	111,523
DIATHERIX LABORATORIES (VRL EUROFINS)	1	90,080	13,299	13%	103,380
BAPTIST HEALTH SOUTH FLORIDA	397	88,858	13,276	13%	102,531
KORVALABS, INC	1,285	92,328	4,738	5%	98,351
SUNPATH MEDICAL DIAGNOSTICS LABORATORY	844	80,359	12,382	13%	93,585
ASCENSION ST VINCENT'S - RIVERSIDE	2	76,161	10,557	12%	86,720
LAKELAND REGIONAL MEDICAL CENTER	274	74,756	9,658	11%	84,688
SOUTH MIAMI HOSPITAL LAB	473	73,367	10,219	12%	84,059
JACKSON MEMORIAL HOSPITAL CLINICAL LAB	79	71,084	12,286	15%	83,449
INGENIOUS PERSONALIZED MEDICINE	249	62,552	12,624	17%	75,425

COVID-19: testing by laboratory

Data through Apr 29, 2021 verified as of Apr 30, 2021 at 09:25 AM

Data in this report are provisional and subject to change.

The numbers in the table below represent the number of Florida and non-Florida residents for whom test results were received by the Department of Health. A person can be tested by more than one laboratory and can have both positive and negative results. **Therefore, the sum of the numbers in each column will be larger than the total number of people tested.**

Reporting lab	Inconclusive	Negative	Positive	Percent positive	Total
UF HEALTH SHANDS HOSPITAL	532	67,431	4,818	7%	72,781
MINUTECLINIC LLC		62,056	10,505	14%	72,561
AMERICAN HEALTH ASSOCIATES	9	64,858	5,366	8%	70,233
APPLIED INGENUITY DIAGNOSTICS LLC		62,963	3,228	5%	66,191
AIT LABORATORIES		55,745	6,855	11%	62,600
BAPTIST HEALTH - JACKSONVILLE	4	55,408	4,196	7%	59,608
GENESIS REFERENCE LABORATORIES		52,777	5,493	9%	58,270
ADVENTIST HEALTH SYSTEMS SUNBELT INC DBA		49,698	6,434	11%	56,132
SARASOTA MEMORIAL HOSPITAL MAIN LAB	12	49,828	4,163	8%	54,003
TALLAHASSEE MEMORIAL HOSPITAL	242	47,499	5,630	11%	53,371
ARUP LABORATORIES	16	50,112	2,927	6%	53,055
BROWARD GENERAL MEDICAL CENTER-CLINICAL LAB	2	47,106	5,153	10%	52,261
NICKLAUS CHILDREN'S HOSPITAL	74	46,183	5,797	11%	52,054
AMELIA EARHART		42,894	7,092	14%	49,986
FLORIDA HOSPITAL - TAMPA	37	45,807	3,621	7%	49,465
DWIC OF TAMPA BAY INC		41,862	5,693	12%	47,555
MEDFAST URGENT CARE CENTERS, LLC	20	40,593	6,179	13%	46,792
VIRACOR EUROFINIS		35,992	9,846	21%	45,838
MILLENNIUM PHYSICIAN GROUP	17	37,511	7,352	16%	44,880
UNIVERSITY OF MIAMI HOSPITAL	154	40,058	3,987	9%	44,199
LEE HEALTH - CAPE CORAL HOSPITAL	3	37,821	6,031	14%	43,855
INTEGRATED REGIONAL LABORATORIES LLP	14	37,872	5,311	12%	43,197
UF HEALTH JACKSONVILLE	60	38,250	4,295	10%	42,605
ECCO LAB GROUP CO	546	35,560	4,786	12%	40,892
MOUNT SINAI MEDICAL CENTER	13	33,987	3,590	10%	37,590
NORTH FLORIDA REGIONAL MEDICAL CENTER		33,538	3,711	10%	37,249
ORANGE COUNTY CONVENTION CENTER		33,330	3,720	10%	37,050
NIGHT LITE PEDIATRIC CENTER LLC		32,886	3,428	9%	36,314
ST JOSEPHS HOSPITAL LABORATORY	23	32,133	4,018	11%	36,174
BRANDON REGIONAL HOSPITAL		31,934	4,144	11%	36,078
WALGREENS	38	30,280	5,591	16%	35,909
MIAMI DADE COUNTY		32,091	3,527	10%	35,618
STS LAB 2 LLC	6	33,023	1,813	5%	34,842
GENESIS MEDICAL LABORATORY	471	29,093	5,111	15%	34,675
JUPITER MEDICAL CENTER LAB	87	30,719	2,960	9%	33,766
JFK MEDICAL CENTER LAB	1	28,815	3,614	11%	32,430
PALMETTO GENERAL HOSPITAL LAB	3	26,691	5,101	16%	31,795
HOLY CROSS HOSPITAL CLINICAL LAB	1	28,905	2,708	9%	31,614
WATSON CLINIC LLP		25,191	5,894	19%	31,085
AVENTUS BIO LABS	16	26,318	3,618	12%	29,952
MIAMI BEACH CONVENTION CENTER		26,105	2,110	7%	28,215
MALABAR MEDICAL WALK IN CLINIC	1	23,247	4,509	16%	27,757
INFINITY BIOLOGIX LLC (GINKO BIOWORKS)	116	26,355	1,232	4%	27,703
HEALTHLINK DIAGNOSTIC LABORATORIES	298	24,785	2,461	9%	27,544

COVID-19: testing by laboratory

Data through Apr 29, 2021 verified as of Apr 30, 2021 at 09:25 AM

Data in this report are provisional and subject to change.

The numbers in the table below represent the number of Florida and non-Florida residents for whom test results were received by the Department of Health. A person can be tested by more than one laboratory and can have both positive and negative results. **Therefore, the sum of the numbers in each column will be larger than the total number of people tested.**

Reporting lab	Inconclusive	Negative	Positive	Percent positive	Total
CLEVELAND CLINIC TRADITION HOSPITAL		25,467	2,029	7%	27,496
CLEVELAND CLINIC HOSPITAL LAB	4	24,261	2,624	10%	26,889
ACCESS DX LABORATORY	230	23,626	2,144	8%	26,000
MORTON PLANT HOSPITAL-ADLER INSTITUTE	26	23,039	2,828	11%	25,893
SAINT MARY'S MEDICAL CENTER	27	22,179	2,456	10%	24,662
LAB DIAGNOSTICS LLC	398	18,680	5,376	22%	24,454
DRS CLACK SPENCER WHITE & MCCORMACK PA D/B/A		22,056	2,160	9%	24,216
UNITED CLINICAL LABORATORY LLC	3	21,281	2,771	12%	24,055
PANCARE OF FLORIDA INC		21,129	2,555	11%	23,684
BAYFRONT HEALTH - ST PETERSBURG	17	20,570	2,664	11%	23,251
STATLAB_MOBILE	1	20,545	2,064	9%	22,610
NAPLES COMMUNITY HOSPITAL	74	19,990	2,071	9%	22,135
PATIENTS FIRST LAKE ELLA MEDICAL CENTER PA		18,436	3,318	15%	21,754
LEESBURG REGIONAL MEDICAL CENTER		18,324	2,497	12%	20,821
CLARITY LAB SOLUTIONS	111	18,465	2,145	10%	20,721
HOMESTEAD HOSPITAL CLINICAL LABORATORY	27	17,117	3,567	17%	20,711
ADVENT HEALTH - DAYTONA BEACH	32	18,890	1,759	9%	20,681
OSCEOLA REGIONAL MEDICAL CENTER	1	18,052	2,489	12%	20,542
EXACT SCIENCES LABORATORIES	1	18,177	2,308	11%	20,486
SYNERGY DIAGNOSTIC LABORATORY	98	17,804	2,448	12%	20,350
LAWNWOOD REGIONAL MEDICAL CENTER	1	17,876	2,446	12%	20,323
NORTHWEST MEDICAL CENTER	1	17,607	2,413	12%	20,021
MEMORIAL HOSPITAL JACKSONVILLE	8	16,994	2,888	15%	19,890
VISTA CLINICAL DIAGNOSTICS	491	17,052	2,139	11%	19,682
ORANGE PARK MEDICAL CENTER	9	16,267	2,840	15%	19,116
BETHESDA HOSPITAL EAST		17,176	1,663	9%	18,839
OAK HILL HOSPITAL		16,650	2,012	11%	18,662
INDIAN RIVER PATHOLOGY LLC		17,259	1,335	7%	18,594
DELRAY MEDICAL CENTER LAB	3	16,720	1,808	10%	18,531
LABS ASAP LLC		16,469	1,611	9%	18,080
MEMORIAL REGIONAL HOSPITAL CLINICAL LABORATORY	10	16,933	1,116	6%	18,059
WEST KENDALL BAPTIST HOSPITAL	14	14,515	3,249	18%	17,778
ADVENTHEALTH CENTRA CARE LAKE BUENA VISTA		15,531	2,124	12%	17,655
BAPTIST HEALTH - SOUTH		16,284	1,325	8%	17,609
HEALTH CENTER AT SINAI RESIDENCES		16,925	506	3%	17,431
MEDRITE MEDICAL CARE, PC	6,840	9,617	962	6%	17,419
NEMOURS CHILDRENS HOSPITAL	1	16,318	1,031	6%	17,350
BIOCERNA LABS	461	14,582	2,112	12%	17,155
ACCESS MEDICAL LABORATORIES	4	8,756	8,333	49%	17,093
LARGO MEDICAL CENTER		15,254	1,822	11%	17,076
WINTER HAVEN HOSPITAL CLINICAL LABORATORY	4	14,454	2,567	15%	17,025
MOLECULAR INFECTIOUS DISEASES	655	15,411	734	4%	16,800
THE HEALTHCARE DISTRICT OF PALM BEACH COUNTY	51	14,633	2,063	12%	16,747
MEDICAL CENTER OF TRINITY CLINICAL LABORATORY	2	14,908	1,683	10%	16,593

COVID-19: testing by laboratory

Data through Apr 29, 2021 verified as of Apr 30, 2021 at 09:25 AM

Data in this report are provisional and subject to change.

The numbers in the table below represent the number of Florida and non-Florida residents for whom test results were received by the Department of Health. A person can be tested by more than one laboratory and can have both positive and negative results. **Therefore, the sum of the numbers in each column will be larger than the total number of people tested.**

Reporting lab	Inconclusive	Negative	Positive	Percent positive	Total
FULGENT DIAGNOSTICS	172	15,345	1,003	6%	16,520
PALMS WEST HOSPITAL LAB	2	14,289	2,140	13%	16,431
WELLINGTON REGIONAL MED CTR LAB	6	14,468	1,798	11%	16,272
UHEALTH CORAL GABLES/LENNAR MED CTR	55	15,070	1,099	7%	16,224
BAPTIST HEALTHCARE - BAPTIST HOSPITAL	6	12,856	3,313	20%	16,175
NATIONWIDE LABORATORY SERVICES INC	555	13,653	1,857	12%	16,065
LEE HEALTH - LEE MEMORIAL HOSPITAL		12,280	3,761	23%	16,041
PRIVA PATH LABS	82	14,836	1,016	6%	15,934
WEST FLORIDA HOSPITAL LAB	1	12,565	3,158	20%	15,724
MERCY HOSPITAL A CAMPUS OF PLANTATION GEN HOSP LAB	1	13,285	2,319	15%	15,605
WESTSIDE REGIONAL MED CTR	2	13,276	2,251	14%	15,529
GOOD SAMARITAN MEDICAL CENTER LAB	2	13,524	1,928	12%	15,454
REGIONAL MEDICAL CENTER BAYONET POINT	2	14,076	1,219	8%	15,297
CARDIOPATH	84	13,011	1,917	13%	15,012
THE VILLAGES REGIONAL HOSPITAL		13,537	1,435	10%	14,972
NONA SCIENTIFIC	5	11,541	3,170	22%	14,716
GULF COAST MEDICAL CENTER MICROLAB		11,607	3,077	21%	14,684
INDIAN RIVER MEDICAL CENTER LAB		13,669	852	6%	14,521
AVENTURA HOSPITAL LAB		11,818	2,663	18%	14,481
CORAL GABLES HOSPITAL CLINICAL LABORATORY		12,275	2,101	15%	14,376
BAPTIST HEALTH SOUTH FLORIDA - WEST KENDALL URGENT CARE		11,772	2,304	16%	14,076
PRECISION HEALTH RESOURCES LLC		13,157	915	7%	14,072
CAPITAL REGIONAL MEDICAL CTR		11,487	2,505	18%	13,992
BLAKE MEDICAL CENTER		12,268	1,623	12%	13,891
WEST BOCA MEDICAL CENTER LAB		12,856	998	7%	13,854
LEE DAVIS COMMUNITY RESOURCE CENTER		11,807	2,045	15%	13,852
HALIFAX MEDICAL CENTER LAB	39	11,705	2,034	15%	13,778
MANATEE MEMORIAL HOSPITAL		12,456	1,125	8%	13,581
LEE HEALTH - HEALTH PARK MEDICAL CENTER		11,473	2,104	15%	13,577
ST ANTHONY'S HOSPITAL LAB	30	11,664	1,640	12%	13,334
PALM BEACH GARDENS MEDICAL CTR LAB		11,995	1,295	10%	13,290
PHYSICIANS REGIONAL MEDICAL CENTER - PINE RIDGE RD	1	11,591	1,266	10%	12,858
PLANTATION GENERAL HOSPITAL		10,849	1,951	15%	12,800
CernerELR_Advent		11,245	1,552	12%	12,797
LAKE CITY MEDICAL CENTER		10,400	2,332	18%	12,732
FLORIDA LABORATORY ANALYSIS		11,133	1,545	12%	12,678
ST JOSEPHS HOSPITAL	18	10,806	1,842	15%	12,666
FLORIDA HOSPITAL HEARTLAND MED CTR CLINICAL LAB	33	11,035	1,555	12%	12,623
GENOVA DIAGNOSTICS LABORATORY	70	11,402	1,125	9%	12,597
PATHNOSTICS	46	10,049	2,466	20%	12,561
LARKIN COMMUNITY HOSPITAL	10	10,824	1,569	13%	12,403
FAU		11,358	1,043	8%	12,401
FLORIDA MEDICAL CENTER - A CAMPUS OF NORTH SHORE	2	10,785	1,479	12%	12,266
ADVENTHEALTH CENTRA CARE WATERFORD LAKES		10,213	2,007	16%	12,220
LAKE CITY HM		11,147	988	8%	12,135
BINAXNOW	10	9,184	2,924	24%	12,118

COVID-19: testing by laboratory

Data through Apr 29, 2021 verified as of Apr 30, 2021 at 09:25 AM

Data in this report are provisional and subject to change.

The numbers in the table below represent the number of Florida and non-Florida residents for whom test results were received by the Department of Health. A person can be tested by more than one laboratory and can have both positive and negative results. **Therefore, the sum of the numbers in each column will be larger than the total number of people tested.**

Reporting lab	Inconclusive	Negative	Positive	Percent positive	Total
CENTRAL FLORIDA REGIONAL HOSPITAL		10,800	1,261	10%	12,061
PWN HEALTH	17	9,955	2,081	17%	12,053
FLORIDA HOSPITAL WATERMAN LABORATORY	70	10,997	863	7%	11,930
EXPRESS GENE MOLECULAR DIAGNOSTICS LABORATORY	1	10,368	1,561	13%	11,930
COAST DIAGNOSTICS LLC	51	10,577	1,267	11%	11,895
VIKOR SCIENTIFIC	49	9,893	1,876	16%	11,818
ADVENT HEALTH - WESLEY CHAPEL	14	10,676	1,119	9%	11,809
NORTHSIDE HOSPITAL AND HEART INSTITUTE		10,651	1,144	10%	11,795
DOCTORS HOSPITAL	7	9,943	1,840	16%	11,790
JOHNS HOPKINS ALL CHILDREN'S HOSPITAL		11,015	716	6%	11,731
ST MARKS HOSPITAL LABORATORY B	78	10,627	1,002	9%	11,707
MEASE COUNTRYSIDE LAB	14	10,374	1,312	11%	11,700
CORAL SPRINGS MED CTR		10,419	1,130	10%	11,549
HEALTHQUEST ESOTERICS		9,833	1,630	14%	11,463
FLORIDA HOSPITAL DELAND	10	10,074	1,358	12%	11,442
SARKIS CLINICAL TRIALS	25	10,046	1,365	12%	11,436
BAPTIST HEALTH SOUTH FLORIDA - COUNTRY WALK URGENT CARE		9,393	1,981	17%	11,374
AMERICAN FAMILY CARE	1	6,775	4,537	40%	11,313
ADVENTHEALTH CENTRA CARE ST CLOUD	1	9,663	1,600	14%	11,264
LEON MEDICAL CENTERS LLC		8,937	2,228	20%	11,165
WEST PALM HOSPITAL LAB		10,247	845	8%	11,092
NCF DIAGNOSTICS & DNA TECHNOLOGIES LAB	168	10,223	555	5%	10,946
GENE BY GENE, GENOMICS RESEARCH CENTER LAB	44	10,150	689	6%	10,883
SYNERGY LABORATORIES	35	9,610	1,206	11%	10,851
H LEE MOFFITT CANCER CENTER LABORATORY	4	10,347	278	3%	10,629
FLORIDA HOSPITAL FLAGLER	29	9,546	962	9%	10,537
LABSTAT LLC	26	10,002	485	5%	10,513
OCALA REGIONAL MEDICAL CENTER		9,179	1,272	12%	10,451
MEDARBOR DIAGNOSTICS	1	9,283	1,157	11%	10,441
LARKIN COMMUNITY HOSPITAL INC DBA CARDIOTROPIC		6,819	3,620	35%	10,439
BROWARD HEALTH NORTH CLINICAL LABORATORY		9,198	1,141	11%	10,339
AVECINA MEDICAL	4	6,205	3,988	39%	10,197
NORTH SHORE MEDICAL CENTER		8,432	1,660	16%	10,092
FLORIDA HOSPITAL OF CARROLLWOOD	23	8,597	1,421	14%	10,041
FIRST CHOICE LABORATORY LLC	110	9,273	606	6%	9,989
P4 CLINICAL, LLC	205	8,783	992	10%	9,980
LEE HEALTH - GULF COAST MEDICAL CENTER	2	8,136	1,800	18%	9,938
FLORIDA HOSPITAL ZEPHYRHILLS	10	8,792	1,109	11%	9,911
SRQ DRIVE THROUGH		8,944	905	9%	9,849
ADVENTHEALTH CENTRA CARE CLERMONT		8,483	1,358	14%	9,841
NCH DOWNTOWN NAPLES HOSPITAL	18	9,008	790	8%	9,816
FLORIDA HOSPITAL Ocala		8,706	1,102	11%	9,808
INDIAN RIVER MEDICAL CENTER		8,664	1,111	11%	9,775
AVECINA	20	9,009	705	7%	9,734
ADVENTHEALTH CENTRA CARE UNIVERSITY	1	8,573	1,143	12%	9,717
SANTA ROSA MEDICAL CENTER	2	8,132	1,532	16%	9,666

COVID-19: testing by laboratory

Data through Apr 29, 2021 verified as of Apr 30, 2021 at 09:25 AM

Data in this report are provisional and subject to change.

The numbers in the table below represent the number of Florida and non-Florida residents for whom test results were received by the Department of Health. A person can be tested by more than one laboratory and can have both positive and negative results. **Therefore, the sum of the numbers in each column will be larger than the total number of people tested.**

Reporting lab	Inconclusive	Negative	Positive	Percent positive	Total
BOSTON HEART DIAGNOSTICS CORP		8,439	1,211	13%	9,650
PALM BEACH BALL PARK		8,607	1,034	11%	9,641
BAPTIST HEALTH - BEACHES		8,884	685	7%	9,569
ANNE BATES LEACH EYE HOSPITAL/ ABLEH MICROBIOLOGY LABORATORY	9	9,406	131	1%	9,546
ADVENTHEALTH CENTRA CARE WINTER PARK		8,512	1,004	11%	9,516
ADVENTHEALTH CENTRA CARE WINTER GARDEN	1	8,384	1,086	11%	9,471
CLEVELAND CLINIC MARTIN NORTH HOSPITAL		8,304	990	11%	9,294
BAPTIST HEALTH SOUTH FLORIDA - MIAMI LAKES URGENT CARE		7,296	1,973	21%	9,269
NCH NORTH NAPLES HOSPITAL	9	8,403	852	9%	9,264
CLEVELAND CLINIC MARTIN SOUTH HOSPITAL	1	8,274	981	11%	9,256
MEMORIAL HOSPITAL WEST LABORATORY SERVICES	14	8,383	813	9%	9,210
PARAMOUNT URGENT CARE	4	5,698	3,501	38%	9,203
INFORM DIAGNOSTICS, INC		8,624	518	6%	9,142
MEMORIAL HOSPITAL MICRO		8,531	593	6%	9,124
BAYCARE COMMUNITY HEALTH		8,920	199	2%	9,119
ST LUCIE MEDICAL CENTER		7,441	1,645	18%	9,086
SOUTH BAY HOSPITAL CLINICAL LAB	1	8,084	958	11%	9,043
ADVENTHEALTH CENTRA CARE LAKELAND	1	7,775	1,240	14%	9,016
CERNERELR_BAYCARE	43	8,320	616	7%	8,979
UNIVERSITY HOSPITAL AND MEDICAL CENTER		7,578	1,395	16%	8,973
KD MEDICAL CHOICE LLC	5	8,022	772	9%	8,799
LEE HEALTH CONVENIENT CARE - PAGE FIELD		7,814	963	11%	8,777
POINCIANA MEDICAL CENTER		6,899	1,855	21%	8,754
QDX PATHOLOGY SERVICES	2	8,312	423	5%	8,737
ADVENTHEALTH CENTRA CARE LEE ROAD		7,764	940	11%	8,704
WEST MARION COMMUNITY HOSPITAL LAB		7,292	1,394	16%	8,686
ADVENTHEALTH CENTRA CARE HUNTERS CREEK	3	7,393	1,141	13%	8,537
FLORIDA HOSPITAL FISH MEMORIAL	19	7,241	1,245	15%	8,505
LAKEWOOD RANCH MEDICAL CENTER		7,813	665	8%	8,478
ADVENTHEALTH CENTRA CARE SANFORD		7,367	1,037	12%	8,404
ISPM LABS, LLC DBA CAPSTONE DIAGNOSTICS, LLC		7,978	402	5%	8,380
ADVENTHEALTH EXPRESS CARE		6,905	1,423	17%	8,328
AVECINA MEDICAL OAKLEAF	3	6,977	1,330	16%	8,310
BAYFRONT HEALTH - PORT CHARLOTTE		7,658	641	8%	8,299
ATLANTIS URGENT CARE	12	6,515	1,769	21%	8,296
ADVENTHEALTH CENTRA CARE DR PHILLIPS		7,385	830	10%	8,215
MORTON PLANT-MEASE	5	7,395	808	10%	8,208
CERNERELR_BAPTISTMIAMI	31	7,313	862	11%	8,206
MINUTECLINIC LLC		6,982	1,179	14%	8,161
ADVENTHEALTH CENTRA CARE LAKE MARY	2	7,014	1,051	13%	8,067
BAPTIST HEALTH SOUTH FLORIDA - WESTCHESTER URGENT CARE		6,644	1,412	18%	8,056
ADVENTHEALTH CENTRA CARE APOPKA	1	6,885	1,141	14%	8,027
EMERALD COAST URGENT CARE		6,313	1,700	21%	8,013
HIALEAH HOSPITAL	4	6,243	1,750	22%	7,997
ARCPPOINT LABS OF FORT MYERS	5	7,042	947	12%	7,994
ADVENTHEALTH CENTRA CARE MOUNT DORA		6,724	1,190	15%	7,914

COVID-19: testing by laboratory

Data through Apr 29, 2021 verified as of Apr 30, 2021 at 09:25 AM

Data in this report are provisional and subject to change.

The numbers in the table below represent the number of Florida and non-Florida residents for whom test results were received by the Department of Health. A person can be tested by more than one laboratory and can have both positive and negative results. **Therefore, the sum of the numbers in each column will be larger than the total number of people tested.**

Reporting lab	Inconclusive	Negative	Positive	Percent positive	Total
ADVENTIST HEALTH SYSTEMS, SUNBELT INC		6,807	1,081	14%	7,888
EGLIN AIR FORCE BASE	14	6,095	1,729	22%	7,838
ADVENTHEALTH CENTRA CARE KISSIMMEE		7,009	802	10%	7,811
BAPTIST HEALTH SOUTH FLORIDA - DORAL URGENT CARE		6,275	1,514	19%	7,789
SPORTS DRUG TESTING LABORATORY	139	7,353	213	3%	7,705
OVIEDO MEDICAL CENTER		6,880	775	10%	7,655
NCH NORTH NAPLES HOSPITAL LAB	15	6,733	830	11%	7,578
BAPTIST HEALTH - NASSAU		7,141	366	5%	7,507
COMMUNITY HEALTH CENTERS OF PINELLAS INC	2	6,068	1,397	19%	7,467
MEDEXPRESS URGENT CARE OF BOYNTON BEACH LLC		6,816	609	8%	7,425
ADVENTHEALTH CENTRA CARE ALTAMONTE		6,460	936	13%	7,396
EMPIRE CITY LABORATORIES INC	93	6,204	1,038	14%	7,335
DYNIX DIAGNOSTIX		6,601	712	10%	7,313
IMPERIAL POINT MEDICAL CENTER		6,637	640	9%	7,277
MEDEXPRESS URGENT CARE	2	5,050	2,214	30%	7,266
SUNCOAST PATHOLOGY ASSOCIATES		6,652	610	8%	7,262
HOLIDAY CVS LLC		6,851	403	6%	7,254
ST PETERSBURG GENERAL HOSPITAL		6,193	1,053	15%	7,246
MEDEXPRESS URGENT CARE HUDSON		6,181	1,004	14%	7,185
MINUTECLINIC LLC #1067		6,132	1,015	14%	7,147
AVERO DIAGNOSTICS - IRVING	11	6,602	478	7%	7,091
WELLINGTON REGIONAL MEDICAL CENTER		6,488	579	8%	7,067
HOLMES REG MED CENTER CLINICAL LAB		6,244	745	11%	6,989
ADVENTHEALTH CENTRA CARE AZALEA PARK		5,977	1,007	14%	6,984
UNKNOWN	5	3,540	3,398	49%	6,943
ADVENT HEALTH - HEART OF FLORIDA ER	1	5,955	927	13%	6,883
ACUTIS DIAGNOSTICS	171	5,557	1,143	17%	6,871
CLINICAL REFERENCE LABORATORY	2	6,496	360	5%	6,858
ST JOSEPHS NORTH HOSPITAL LAB	7	5,839	1,010	15%	6,856
LUMINUS DIAGNOSTICS		6,285	558	8%	6,843
AHCC WESLEY CHAPEL		6,047	793	12%	6,840
MINUTECLINIC LLC #8396		5,780	1,019	15%	6,799
ADVENTHEALTH CENTRA CARE OVIEDO		5,834	950	14%	6,784
FORT WALTON BEACH MEDICAL CENTER		5,844	938	14%	6,782
FLORIDA HOSPITAL NORTH PINELLAS	11	6,086	533	8%	6,630
SOLARIS DIAGNOSTICS	11	6,020	596	9%	6,627
VISTA CLINICAL	8	3,899	2,718	41%	6,625
PARAMOUNT URGENT CARE INC	1	4,235	2,382	36%	6,618
MINUTECLINIC		5,650	966	15%	6,616
RAULERSON HOSPITAL		5,677	868	13%	6,545
ANGEL KIDS PEDIATRICS		6,170	349	5%	6,519
FLORIDA COMMUNITY HEALTH CENTER		5,237	1,256	19%	6,493
MINUTECLINIC LLC #3703		5,275	1,207	19%	6,482
MICROGEN DX	4	5,690	730	11%	6,424
FLORIDA FAMILY LABORATORY, INC DBA	52	5,880	485	8%	6,417
NORTHWEST FLORIDA COMMUNITY HOSPITAL	47	4,832	1,473	23%	6,352

COVID-19: testing by laboratory

Data through Apr 29, 2021 verified as of Apr 30, 2021 at 09:25 AM

Data in this report are provisional and subject to change.

The numbers in the table below represent the number of Florida and non-Florida residents for whom test results were received by the Department of Health. A person can be tested by more than one laboratory and can have both positive and negative results. **Therefore, the sum of the numbers in each column will be larger than the total number of people tested.**

Reporting lab	Inconclusive	Negative	Positive	Percent positive	Total
DOCTORS URGENT CARE LLC	1	5,169	1,158	18%	6,328
BAPTIST HEALTH SOUTH FLORIDA - PEMBROKE PINES URGENT CARE		5,229	1,089	17%	6,318
ADVENTHEALTH CENTRA CARE LONGWOOD		5,455	804	13%	6,259
ADVENTHEALTH CENTRA CARE SOUTH ORANGE		5,376	877	14%	6,253
PHARMCO RX	2	5,927	323	5%	6,252
PUTNAM COMMUNITY MEDICAL CENTER		5,455	773	12%	6,228
GENOSUR LLC	21	6,075	86	1%	6,182
LABORATORY OF FLORIDA LLC	41	5,571	540	9%	6,152
ADVENTHEALTH CENTRA CARE ORANGE LAKE		5,378	759	12%	6,137
DOCTORS URGENT CARE OF LUTZ LLC	1	4,963	1,156	19%	6,120
ALTRU DIAGNOSTICS INC	5	5,827	259	4%	6,091
ADVENTHEALTH CENTRA CARE PORT ORANGE		5,131	949	16%	6,080
PRO CLINIC		4,988	1,090	18%	6,078
URGENT CARE OF THE PALM BEACHES		5,045	1,023	17%	6,068
MINUTE CLINIC LLC		5,252	808	13%	6,060
SOUTH FLORIDA BAPTIST HOSPITAL MICRO	4	5,016	1,014	17%	6,034
COASTAL MED URGENT CARE		4,453	1,575	26%	6,028
ADVENTHEALTH CENTRA CARE SAND LAKE		5,299	663	11%	5,962
MEDCOMP SCIENCES LLC	135	3,734	2,074	35%	5,943
PEDIATRIC HEALTH CARE ALLIANCE PA		5,428	497	8%	5,925
BAYFRONT HEALTH - VENICE REGIONAL MEDICAL	1	5,374	537	9%	5,912
HEALTH FIRST ADVENTHEALTH CENTRA CARE - TITUSVILLE		5,001	901	15%	5,902
MEDEXPRESS URGENT CARE - GOLDEN GATE		5,180	719	12%	5,899
MEDEXPRESS URGENT CARE - ROYAL PALM BEACH		5,207	652	11%	5,859
MEDEXPRESS URGENT CARE - ESTERO		5,177	620	11%	5,797
ADVENTHEALTH CENTRA CARE LEESBURG		4,734	1,043	18%	5,777
BAPTIST HEALTH - NORTH		4,599	1,144	20%	5,743
PALMS OF PASADENA HOSPITAL		5,101	583	10%	5,684
SPECTOR SCIENTIFIC LAB	19	4,607	1,046	18%	5,672
SUNRISE MEDICAL LABORATORIES	2	5,231	408	7%	5,641
MEDICAL DNA LABS LLC	3	5,129	492	9%	5,624
BAPTIST HEALTH SOUTH FLORIDA - KENDALE LAKES URGENT CARE		4,551	1,066	19%	5,617
URGENT CARE CURE	2	4,822	771	14%	5,595
ESCAMBIA COMMUNITY CLINICS INC	8	4,213	1,316	24%	5,537
MEDEXPRESS URGENT CARE PALM BEACH GARDENS		5,018	517	9%	5,535
THE CENTER FOR URGENT CARE	3	4,629	889	16%	5,521
DOCTORS HOSPITAL OF SARASOTA CLINICAL LABORATORY		4,821	696	13%	5,517
WESTCHESTER HOSPITAL	23	4,480	992	18%	5,495
PARAMOUNT URGENT CARE - WINDERMERE	2	3,683	1,804	33%	5,489
BAPTIST HEALTH SOUTH FLORIDA - CORAL SPRINGS URGENT CARE		4,699	783	14%	5,482
BAPTIST HEALTH SOUTH FLORIDA - TAMIAI TRAIL URGENT CARE		4,394	1,062	19%	5,456
HEALTH FIRST ADVENTHEALTH CENTRA CARE GATEWAY	1	4,906	548	10%	5,455
TROPICANA FIELD - LOT 2	19	4,935	494	9%	5,448
TALLAHASSEE PRIMARY CARE ASSOCIATES		4,825	617	11%	5,442
MINUTECLINIC LLC # 0709		4,553	842	16%	5,395
HIGHLANDS REGIONAL MEDICAL CENTER		4,504	866	16%	5,370

COVID-19: testing by laboratory

Data through Apr 29, 2021 verified as of Apr 30, 2021 at 09:25 AM

Data in this report are provisional and subject to change.

The numbers in the table below represent the number of Florida and non-Florida residents for whom test results were received by the Department of Health. A person can be tested by more than one laboratory and can have both positive and negative results. **Therefore, the sum of the numbers in each column will be larger than the total number of people tested.**

Reporting lab	Inconclusive	Negative	Positive	Percent positive	Total
MEDEXPRESS URGENT CARE - LAKE LAND		4,648	654	12%	5,302
MARTIN HOSPITAL SOUTH LAB		4,966	293	6%	5,259
BAYFRONT HEALTH - SEVEN RIVERS		4,765	454	9%	5,219
MEDIPATH LLC		4,688	527	10%	5,215
BAPTIST HEALTH SOUTH FLORIDA - PINECREST URGENT CARE		4,427	742	14%	5,169
TRINITY SPRINGS		4,436	729	14%	5,165
BAPTIST HEALTH SOUTH FLORIDA - CORAL GABLES URGENT CARE		4,264	873	17%	5,137
BAPTIST HEALTH SOUTH FLORIDA - CORAL GABLES (UNIVERSITY) URGENT CARE		4,386	716	14%	5,102
ADVENTHEALTH PROMPT CARE	2	3,730	1,315	26%	5,047
QUICK CARE MED PL	2	4,264	768	15%	5,034
BAPTIST HEALTH SOUTH FLORIDA - PALMETTO BAY URGENT CARE		4,226	807	16%	5,033
BAYFRONT HEALTH - BROOKSVILLE		4,489	539	11%	5,028
BETHESDA HOSPITAL WEST		4,513	510	10%	5,023
VENTURE MEDICAL OF FLORIDA LLC		4,570	386	8%	4,956
ADVENTHEALTH CENTRA CARE WINTER HAVEN	1	3,749	1,179	24%	4,929
ASCENSION SACRED HEART - EMERALD COAST		4,064	779	16%	4,843
BAYFRONT HEALTH - SPRING HILL		4,438	398	8%	4,836
ADVENTHEALTH CENTRA CARE COLONIAL TOWN	2	4,276	526	11%	4,804
MEASE DUNEDIN HOSPITAL	5	4,256	521	11%	4,782
BAYFRONT HEALTH - PUNTA GORDA		4,414	358	8%	4,772
FLAGLER HOSPITAL LABORATORY	8	3,654	1,096	23%	4,758
PREMIER URGENT CARE OF BREVARD LLC	4	4,153	586	12%	4,743
MINUTECLINIC LLC #3463		3,943	786	17%	4,729
DESOTO MEMORIAL HOSPITAL	3	3,901	808	17%	4,712
MOFFITT CANCER CENTER	6	4,520	104	2%	4,630
NIGHT LITE PEDIATRICS	4	3,346	1,260	27%	4,610
PREMIER MEDICAL	2	4,492	94	2%	4,588
ENGLEWOOD COMMUNITY HOSPITAL		4,169	402	9%	4,571
ADVENTIST HEALTH SYSTEMS SUNBELT IN DBA		4,043	523	11%	4,566
TWIN CITIES HOSPITAL	1	4,031	531	12%	4,563
MEDEXPRESS URGENT CARE CAPE CORAL		3,911	650	14%	4,561
MEMORIAL HOSPITAL- MIRAMAR	12	4,218	325	7%	4,555
MINUTECLINIC LLC #3631		3,870	668	15%	4,538
MINUTECLINIC LLC 5852		3,894	628	14%	4,522
MINUTECLINIC LLC #5253		3,747	770	17%	4,517
HOLIDAY CVS LLC DBA CVS PHARMACY #5154		4,393	120	3%	4,513
BAYFRONTVENICEREGIONAL		4,347	154	3%	4,501
US BIOTEK LABORATORIES	15	4,108	369	8%	4,492
ACCU REFERENCE MEDICAL LAB	9	3,647	805	18%	4,461
GENESIS DIAGNOSTICS		4,173	253	6%	4,426
MINUTECLINIC LLC #3662		3,749	675	15%	4,424
LAKE SIDE MEDICAL CENTER		3,555	857	19%	4,412
MINUTECLINIC LLC #5249		3,620	790	18%	4,410
PALMS MEDICAL GROUP	5	2,981	1,402	32%	4,388
DOCTORS TEST CENTERS		3,866	490	11%	4,356
BAYA PHARMACY & URGENT CARE		3,227	1,124	26%	4,351

COVID-19: testing by laboratory

Data through Apr 29, 2021 verified as of Apr 30, 2021 at 09:25 AM

Data in this report are provisional and subject to change.

The numbers in the table below represent the number of Florida and non-Florida residents for whom test results were received by the Department of Health. A person can be tested by more than one laboratory and can have both positive and negative results. **Therefore, the sum of the numbers in each column will be larger than the total number of people tested.**

Reporting lab	Inconclusive	Negative	Positive	Percent positive	Total
MINUTECLINIC LLC # 3930		3,710	620	14%	4,330
AMELIA URGENT CARE		2,684	1,645	38%	4,329
ST. LUCIE MEDICAL CTR.		4,254	57	1%	4,311
MINUTECLINIC LLC #1771		3,599	676	16%	4,275
MEDEXPRESS URGENT CARE LEHIGH ACRES		3,679	593	14%	4,272
ADVENTHEALTH CENTRA CARE		3,764	468	11%	4,232
MINUTECLINIC LLC #5190		3,470	744	18%	4,214
MINUTECLINIC LLC #5854		3,502	711	17%	4,213
PHYSICIANS REGIONAL MEDICAL CENTER - COLLIER BLVD	1	3,204	887	22%	4,092
MINUTECLINIC LLC # 0514		3,567	516	13%	4,083
NIGHT LITE PEDIATRICS URGENT CARE	1	3,417	649	16%	4,067
MINUTECLINIC LLC #7225		3,426	636	16%	4,062
ADVENT HEALTH - NEW SMYRNA		3,384	670	17%	4,054
BAPTIST HEALTH SOUTH FLORIDA - DAVIE URGENT CARE		3,291	715	18%	4,006
EXACT SCIENCES LABORATORIES, LLC		3,676	321	8%	3,997
LOWER KEYS MEDICAL CENTER		3,664	318	8%	3,982
MINUTECLINIC LLC #3814		3,384	583	15%	3,967
SCION LAB SERVICES LLC	26	3,622	305	8%	3,953
MINUTECLINIC LLC #4458		3,315	626	16%	3,941
STEWART ROCKLEDGE HOSPITAL	4	3,524	408	10%	3,936
MINUTECLINIC LLC #5214		3,369	554	14%	3,923
MINUTECLINIC LLC #7887		3,441	475	12%	3,916
CARENOW URGENT CARE	1	2,426	1,489	38%	3,916
BAPTIST HEALTH SOUTH FLORIDA - WESTON URGENT CARE		3,390	521	13%	3,911
MINUTECLINIC LLC #7886		3,378	530	14%	3,908
AFC PHYSICIANS OF FLORIDA		2,996	871	23%	3,867
MC DIAGNOSTIC OF CONNECTICUT, PC #2220		3,327	533	14%	3,860
PARAMOUNT URGENT CARE - ORLANDO		2,724	1,098	29%	3,822
SIPARADIGM LLC	59	3,491	262	7%	3,812
HEALTH FIRST ADVENTHEALTH CENTRA CARE COCOA		3,436	376	10%	3,812
MINUTECLINIC LLC #4415		3,240	563	15%	3,803
MINUTECLINIC LLC #3291		3,208	577	15%	3,785
ADVENTHEALTH CENTRA CARE KIDS LAKE MARY		3,489	282	7%	3,771
PROHEALTH	3	2,167	1,600	42%	3,770
BARTOW REGIONAL MEDICAL CENTER	1	3,162	593	16%	3,756
MINUTECLINIC LLC # 3686		3,192	556	15%	3,748
MINUTECLINIC LLC #3257		3,127	618	17%	3,745
BRASHEAR'S VITAL CARE CORP		2,953	774	21%	3,727
ADVENT HEALTH CENTRA CARE -WINTER PARK KIDS URGENT CARE	4	3,408	292	8%	3,704
MINUTECLINIC, LLC #3204		3,082	621	17%	3,703
MINUTECLINIC, LLC #4015		2,970	724	20%	3,694
PRECISION HEALTH SOLUTIONS		3,487	186	5%	3,673
HEALTH FIRST ADVENTHEALTH CENTRA CARE MALABAR		3,301	358	10%	3,659
BAPTIST HEALTH SOUTH FLORIDA - BRICKELL URGENT CARE		3,024	629	17%	3,653
MEDEXPRESS URGENT CARE - DELAND		3,237	398	11%	3,635
CLARITY LAB SOLUTIONS LLC		3,608	4	0%	3,612

COVID-19: testing by laboratory

Data through Apr 29, 2021 verified as of Apr 30, 2021 at 09:25 AM

Data in this report are provisional and subject to change.

The numbers in the table below represent the number of Florida and non-Florida residents for whom test results were received by the Department of Health. A person can be tested by more than one laboratory and can have both positive and negative results. **Therefore, the sum of the numbers in each column will be larger than the total number of people tested.**

Reporting lab	Inconclusive	Negative	Positive	Percent positive	Total
MEDEXPRESS URGENT CARE - VERO BEACH		3,141	464	13%	3,605
MINUTECLINIC LLC #1055		2,959	641	18%	3,600
VERILY LIFE SCIENCES	3	3,527	69	2%	3,599
BAPTIST HEALTH URGENT CARE AT SAWGRASS		2,969	601	17%	3,570
MINUTECLINIC LLC # 3579		2,941	622	17%	3,563
MINUTECLINIC LLC #1807		2,976	583	16%	3,559
MINUTECLINIC LLC #7973		3,053	493	14%	3,546
VA PAIN CLINIC	6	3,388	129	4%	3,523
MINUTECLINIC LLC #3003		2,889	627	18%	3,516
MINUTECLINIC, LLC #5817		2,927	588	17%	3,515
PARAMOUNT URGENT CARE - OVIEDO		2,567	947	27%	3,514
WALGREEN CO	2	3,080	397	11%	3,479
MINUTECLINIC LLC #3748		2,847	631	18%	3,478
MINUTECLINIC LLC # 7933		3,054	411	12%	3,465
MEDONE PLLC		2,646	818	24%	3,464
MARION E FETHER MEDICAL CENTER, THE		3,164	295	9%	3,459
MIDWAY SPECIALTY CARE CENTER DIAGNOSTICS	38	3,174	240	7%	3,452
MINUTECLINIC LLC #3255		3,047	395	11%	3,442
BAPTIST HEALTH EMERGENCY CENTER COUNTRY WALK	1	2,906	521	15%	3,428
MINUTECLINIC LLC #7173		2,963	459	13%	3,422
MINUTECLINIC LLC #3705		3,022	398	12%	3,420
BAPTIST HEALTH - CLAY		2,976	437	13%	3,413
BMCT Molecular Diagnostics Subsection		2,875	535	16%	3,410
PRIMEHEALTH URGENT CARE INC		2,906	499	15%	3,405
MINUTECLINIC LLC #5924		2,928	468	14%	3,396
IMMOKALEE CHD		3,155	234	7%	3,389
MINUTECLINIC, LLC (CLINIC 10699)		2,950	419	12%	3,369
MINUTECLINIC LLC #4201		2,888	455	14%	3,343
ADVENTHEALTH CENTRA CARE CONWAY		2,831	511	15%	3,342
MINUTECLINIC LLC #3654		2,777	539	16%	3,316
MINUTECLINIC LLC #5216		2,846	458	14%	3,304
MARINERS HOSPITAL	1	2,972	307	9%	3,280
VITRO MOLECULAR LABORATORIES	50	2,967	257	8%	3,274
GESSLER CLINIC	2	2,272	995	30%	3,269
LAKELAND REGIONAL HEALTH PABLO		2,872	389	12%	3,261
MEMORIAL HOSPITAL PEMBROKE	3	2,872	366	11%	3,241
SELECT LABORATORIES - MARION COUNTY, FL LLC	5	2,924	310	10%	3,239
MINUTECLINIC LLC #4612		2,662	576	18%	3,238
MINUTECLINIC LLC #6007		2,777	451	14%	3,228
HEALTH CARE DISTRICT OF PALM BEACH COUNTY	2	2,972	254	8%	3,228
ACCESS POINT HEALTHCARE URGENT & PRIMARY CARE	2	2,482	703	22%	3,187
MINUTECLINIC LLC #3285		2,780	406	13%	3,186
MEDEXPRESS FORT MYERS		2,777	396	12%	3,173
PHYSICIANS PRIMARY CARE	2	2,860	307	10%	3,169
MINUTECLINIC LLC #4024		2,761	387	12%	3,148
MINUTECLINIC LLC #3648		2,584	564	18%	3,148

COVID-19: testing by laboratory

Data through Apr 29, 2021 verified as of Apr 30, 2021 at 09:25 AM

Data in this report are provisional and subject to change.

The numbers in the table below represent the number of Florida and non-Florida residents for whom test results were received by the Department of Health. A person can be tested by more than one laboratory and can have both positive and negative results. **Therefore, the sum of the numbers in each column will be larger than the total number of people tested.**

Reporting lab	Inconclusive	Negative	Positive	Percent positive	Total
MEDEXPRESS URGENT CARE CORAL SPRINGS		2,783	350	11%	3,133
MEDIQUICK URGENT CARE CENTERS INC		2,399	725	23%	3,124
MINUTECLINIC LLC #1350		2,739	375	12%	3,114
MINUTECLINIC LLC #476		2,689	419	13%	3,108
MINUTECLINIC LLC #8381		2,688	404	13%	3,092
MINUTECLINIC LLC #1821		2,714	341	11%	3,055
BAPTIST HEALTH - OAKLEAF		2,568	475	16%	3,043
MINUTECLINIC, LLC # 4469		2,702	340	11%	3,042
KEYS AHEC SCHOOL MEDICAL CLINIC	15	2,870	150	5%	3,035
MINUTECLINIC LLC #3635		2,609	410	14%	3,019
MINUTECLINIC LLC #5157		2,643	374	12%	3,017
VETERANS AFFAIRS MEDICAL CENTER - ORLANDO	1	1,343	1,661	55%	3,005
NXGEN MDX LLC	6	2,661	333	11%	3,000
AFC PHYSICIANS OF FLORIDA PA		2,449	547	18%	2,996
ADVENT HEALTH - DADE CITY		2,632	356	12%	2,988
CHARLES AIESI CONSULTING INC	14	2,659	304	10%	2,977
BAY MEDICAL CENTER SACRED HEART HEALTH SYSTEM		2,344	625	21%	2,969
MEDEXPRESS URGENT CARE - CLEWISTON		2,467	483	16%	2,950
JUPITER MEDICAL CENTER URGENT CARE		2,274	625	22%	2,899
CAREFAST+	1	2,104	786	27%	2,891
STONE CLINICAL LABORATORIES		2,790	96	3%	2,886
WALGREENS ORLANDO	3	2,540	340	12%	2,883
BAPTIST HEALTHCARE - GULF BREEZE HOSPITAL	3	2,390	480	17%	2,873
BLUE MED CONSULTANTS		2,754	110	4%	2,864
EMERGENCY PHYSICIANS MEDICAL CENTER		1,692	1,155	41%	2,847
DR G'S URGENT CARE		2,458	372	13%	2,830
MEDEXPRESS URGENT CARE BOCA RATON		2,573	255	9%	2,828
MINUTECLINIC LLC #5069		2,362	451	16%	2,813
CELESTA MEDICAL SERVICES LLC DBA - AMERICAN RESEARCH LABS		2,544	236	8%	2,780
MINUTECLINIC LLC #214		2,328	451	16%	2,779
BAPTIST HEALTH SOUTH FLORIDA - MIAMI BEACH URGENT CARE		2,354	417	15%	2,771
CITRUS MEMORIAL HOSPITAL LABORATORY		2,253	517	19%	2,770
JACKSON HOSPITAL CLINICAL LABORATORY		2,435	330	12%	2,765
LAKE WALES MEDICAL CENTER INC		2,435	322	12%	2,757
PARRISH MEDICAL CENTER	2	2,403	348	13%	2,753
SACRED HEART HEALTH SYSTEM, INC	1	1,871	872	32%	2,744
FLORIDA MEDICAL CLINIC	3	1,276	1,454	53%	2,733
DONALD W ROBERTSON DO PA		2,117	592	22%	2,709
MINUTECLINIC LLC #1815		2,400	292	11%	2,692
PATIENTS FIRST - THOMASVILLE ROAD		2,388	285	11%	2,673
GENOME LLC	2	2,477	194	7%	2,673
BOND URGENT CARE LLC		2,010	652	24%	2,662
AMELIA EXPRESS CARE LLC	10	2,316	335	13%	2,661
EMERALD COAST URGENT CARE, LLC	1	1,972	660	25%	2,633
TAMPA COMMUNITY HOSPITAL		2,235	368	14%	2,603
MINUTECLINIC LLC #3236		2,235	355	14%	2,590

COVID-19: testing by laboratory

Data through Apr 29, 2021 verified as of Apr 30, 2021 at 09:25 AM

Data in this report are provisional and subject to change.

The numbers in the table below represent the number of Florida and non-Florida residents for whom test results were received by the Department of Health. A person can be tested by more than one laboratory and can have both positive and negative results. **Therefore, the sum of the numbers in each column will be larger than the total number of people tested.**

Reporting lab	Inconclusive	Negative	Positive	Percent positive	Total
MEDEXPRESS PORT CHARLOTTE		2,298	281	11%	2,579
ADVENT HEALTH - OCALA		2,124	447	17%	2,571
MINI ER WATERFORD LAKES, THE		2,182	351	14%	2,533
NCHMD INC		2,130	397	16%	2,527
EMERALD COAST URGENT CARE LLC		1,825	657	26%	2,482
INTELEX LABS, LLC		2,396	83	3%	2,479
WHOLE FAMILY HEALTH CENTER INC		1,990	488	20%	2,478
ASCENSION SACRED HEART - GULF		1,910	551	22%	2,461
PHYSICIANS STAT LAB	3	1,079	1,347	55%	2,429
OPTUM LABS LLC	1	2,216	207	9%	2,424
COMMUNITY HEALTH NORTHWEST FLORIDA	4	1,857	554	23%	2,415
MINUTECLINIC LLC #3637		1,940	474	20%	2,414
CORE DIAGNOSTIC LABORATORIES LLC	17	2,060	336	14%	2,413
MINUTECLINIC LLC		2,065	291	12%	2,356
BAPTIST HEALTH EMERGENCY CENTER AT WEST CORAL WAY		1,925	428	18%	2,353
ASSOCIATED PATHOLOGISTS, LLC	3	1,926	398	17%	2,327
PENSACOLA PEDIATRICS PA	1	2,145	180	8%	2,326
MINUTECLINIC LLC #8927		1,946	366	16%	2,312
PHYSICIAN ASSOCIATES		2,070	241	10%	2,311
LEE HEALTH - COCONUT POINT CLINICAL LAB	2	1,872	433	19%	2,307
GRAVITY DIAGNOSTICS, LLC	7	2,091	196	9%	2,294
MINUTECLINIC LLC #5187		1,979	293	13%	2,272
NCH NORTHEAST	7	1,782	476	21%	2,265
UNIVERSITY OF NORTH FLORIDA STUDENT HEALTH		2,180	79	3%	2,259
APALACHEE CORRECTIONAL INSTITUTION EAST UNIT		2,227	31	1%	2,258
PRIMEHEALTH URGENT CARE	1	1,865	361	16%	2,227
MEDICAL CONSULTANTS OF FLORIDA, LLC	2	1,882	328	15%	2,212
FLOWERS HOSPITAL		2,010	192	9%	2,202
MARTIN HEALTH SYSTEM - ST LUCIE WEST		1,980	196	9%	2,176
FIU-HEALTH AUXILIARY LABORATORY	6	2,030	133	6%	2,169
HEALTH CENTRAL CLINICAL LABORATORY		1,861	271	13%	2,132
BARDMOOR LABORATORY	9	1,797	319	15%	2,125
WHITE WILSON MEDICAL CENTER		737	1,384	65%	2,121
BIO-TECH CLINICAL LABORATORIES INC		1,814	301	14%	2,115
DOC SMILEYS URGENT CARE LLC		1,717	382	18%	2,099
LITTLE PINE PEDIATRICS	1	1,815	277	13%	2,093
BAYFRONT HEALTH - CITRUS HILLS		1,841	234	11%	2,075
ADVANCED MEDICAL OF NAPLES LLC		1,830	227	11%	2,057
GENUS3		1,966	74	4%	2,040
STATMED OCALA	7	1,833	196	10%	2,036
MINUTECLINIC, LLC #3245		1,633	371	19%	2,004
WILLIAM OWEN PASS PARK		1,738	257	13%	1,995
ARCPPOINT LABS		1,390	599	30%	1,989
TOM LEE COMMUNITY HEALTH CENTER	1	1,390	588	30%	1,979
DOC SMILEY'S URGENT CARE		1,706	247	13%	1,953
MIAMI JEWISH HEALTH SYSTEMS		1,866	83	4%	1,949

COVID-19: testing by laboratory

Data through Apr 29, 2021 verified as of Apr 30, 2021 at 09:25 AM

Data in this report are provisional and subject to change.

The numbers in the table below represent the number of Florida and non-Florida residents for whom test results were received by the Department of Health. A person can be tested by more than one laboratory and can have both positive and negative results. **Therefore, the sum of the numbers in each column will be larger than the total number of people tested.**

Reporting lab	Inconclusive	Negative	Positive	Percent positive	Total
MEDFAST URGENT CARE CENTERS LLC	2	608	1,333	69%	1,943
READY RESPONDERS FLORIDA, PLLC		1,658	259	14%	1,917
GENESIS LABORATORY MANAGEMENT	14	1,642	253	13%	1,909
LABORATORY SPECIALISTS OF MICHIGAN		1,577	331	17%	1,908
BROWNWOOD CARE CENTER		1,655	230	12%	1,885
ED FRASER MEMORIAL HOSPITAL		1,602	257	14%	1,859
OPTUMCARE FLORIDA LLC		1,527	311	17%	1,838
NEIGHBORHOOD MEDICAL CENTER INC	17	1,629	186	10%	1,832
PROJECT HEALTH, INC SUMTERVILLE	5	1,496	323	18%	1,824
SUNRISE URGENT CARE ASSOCIATES LLC D/B/A	9	1,277	534	29%	1,820
KETAMINE HEALTH CENTERS LLC	1	1,661	152	8%	1,814
PATIENTS FIRST LAKE ELLA MEDICAL CENTER		1,640	171	9%	1,811
ABSOLUTE GENOMICS	2	1,550	239	13%	1,791
IGENOMIX USA LLC	54	1,567	165	9%	1,786
RIVER TOWN DIAGNOSTIC LLC		1,470	286	16%	1,756
SPARROW HEALTHCARE	2	1,499	254	14%	1,755
NORTH SHORE LONG ISLAND JEWISH HEALTH	1	1,654	95	5%	1,750
PROHEALTH MEDICAL CLINIC		1,103	643	37%	1,746
ER QUICKCARE PL		1,498	242	14%	1,740
Community_Health		1,533	199	11%	1,732
LABTECH DIAGNOSTIC		1,417	293	17%	1,710
PEDIATRIC HEALTH CARE ALLIANCE - NORTHDAL		1,559	151	9%	1,710
SHELL POINT NURSING PAVILION	1	1,625	77	5%	1,703
FLORIDA DEPARTMENT OF HEALTH IN POLK COUNTY	2	1,294	406	24%	1,702
JW PLASTIC SURGERY		1,449	244	14%	1,693
QUICK CARE MED		1,350	330	20%	1,680
MEDEXPRESS URGENT CARE - JAX ATLANTIC BLVD		1,452	225	13%	1,677
PARAMOUNT URGENT CARE - CLERMONT		963	712	43%	1,675
AMERICAN SCIENTIFIC LABORATORIES LLC		1,635	35	2%	1,670
BROAD INSTITUTE CLINICAL SEQUENCING RESEARCH PLATFORM	15	1,577	62	4%	1,654
BAPTIST HEALTH SOUTH FLORIDA - KEY BISCA		1,450	194	12%	1,644
ADVENTHEALTH CENTRA CARE TRINITY		1,420	223	14%	1,643
VRL EUROFINS		1,594	41	3%	1,635
ELLENTON URGENT CARE		1,385	238	15%	1,623
OPTEO LABORATORY		1,572	36	2%	1,608
FIRST QUALITY LABORATORY		1,496	99	6%	1,595
BAPTIST HEALTH SOUTH FLORIDA - COUNTRY WALK URGENT CARE EXPRESS		1,347	245	15%	1,592
UNIVERSITY OF ALABAMA AT BIRMINGHAM		1,540	48	3%	1,588
ASSURANCE SCIENTIFIC LABORATORIES	1	1,297	283	18%	1,581
CAREMED CLINIC LLC	1	1,267	309	20%	1,577
MYTEST DIAGNOSTICS		1,504	73	5%	1,577
ST ANNES NURSING CENTER		1,542	33	2%	1,575
MELBOURNE MEDICAL LABORATORY	2	1,367	205	13%	1,574
MATRIX CLINICAL LABS (FORMERLY BIOCERNA LLC)	11	1,391	169	11%	1,571
PARAMOUNT URGENT CARE VILLAGES		969	569	37%	1,538
INNOVATIVE TRANSFUSION MEDICINE, INC	11	1,336	179	12%	1,526

COVID-19: testing by laboratory

Data through Apr 29, 2021 verified as of Apr 30, 2021 at 09:25 AM

Data in this report are provisional and subject to change.

The numbers in the table below represent the number of Florida and non-Florida residents for whom test results were received by the Department of Health. A person can be tested by more than one laboratory and can have both positive and negative results. **Therefore, the sum of the numbers in each column will be larger than the total number of people tested.**

Reporting lab	Inconclusive	Negative	Positive	Percent positive	Total
NORTH VISTA HOSPITAL LABORATORY		1,275	243	16%	1,518
BAPTIST HEALTHCARE - JAY HOSPITAL	3	1,140	373	25%	1,516
PRIMARY CARE SOUTH INC		1,015	491	33%	1,506
UHEALTH CLINIC AT WALGREENS		1,216	286	19%	1,502
COLLIER URGENT CARE CENTERS CREEKSIDE		1,322	178	12%	1,500
CAREFAST MURABELLA		990	508	34%	1,498
PALM BAY HOSPITAL CLINICAL LABORATORY		1,093	400	27%	1,493
NYU HOSPITALS CENTER CLINICAL LABORATORIES		1,443	49	3%	1,492
SMA LAB	12	1,307	162	11%	1,481
TREASURE COAST MEDICAL ASSOCIATES INC		747	717	49%	1,464
EUROFINS NTD, LLC		1,418	45	3%	1,463
ADVANCE MEDICAL OF NAPLES		327	1,124	77%	1,451
UHEALTH DEERFIELD BEACH/UMSYLVESTER DEERFIELD BEACH LABORATORY	3	1,380	55	4%	1,438
SPEARHEAD MEDICAL		1,321	116	8%	1,437
FG RAPID RESULTS	6	1,054	377	26%	1,437
TEMPUS CLINICAL LABORATORY	10	1,270	155	11%	1,435
ADDICTION LABS OF AMERICA	3	1,349	83	6%	1,435
LPG COCONUT POINT		1,202	232	16%	1,434
CREEKSIDE CARE CENTER	1	1,247	180	13%	1,428
PATIENTS CHOICE LABORATORIES		831	592	42%	1,423
COASTAL LABORATORIES	1	1,120	287	20%	1,408
ACCESS MEDICAL LABS		769	634	45%	1,403
AMELIA EXPRESS CARE	1	772	626	45%	1,399
NORTH FLORIDA PEDIATRICS - LAKE CITY		1,174	223	16%	1,397
GROWING TOGETHER PEDIATRICS LLC		1,307	71	5%	1,378
PROJECT HEALTH INC	4	1,168	196	14%	1,368
ASCENSION ST VINCENT'S - SOUTHSIDE		1,308	49	4%	1,357
PEDIATRICS OF CENTRAL FLORIDA PA	20	1,270	66	5%	1,356
VAVA PARTNERS LLC		529	824	61%	1,353
PALM HARBOR PHARMACY		1,158	173	13%	1,331
LAB24 INC	3	643	677	51%	1,323
XPRESS URGENT CARE	4	1,109	202	15%	1,315
CARENOW URGENT CARE - FORT PIERCE		930	380	29%	1,310
HOLIDAY CVS LLC DBA CVS PHARMACY #5155		1,234	71	5%	1,305
MEDLAB DIAGNOSTICS, LLC		1,207	95	7%	1,302
NAPLES URGENT CARE	1	850	449	35%	1,300
ST PETERSBURG PEDIATRICS	1	1,167	124	10%	1,292
ADVANCED DIAGNOSTIC LABORATORY		1,244	47	4%	1,291
6TH MEDICAL GROUP - MCDILL AFB	3	1,216	69	5%	1,288
PALM BEACH ATLANTIC UNIVERSITY		1,243	44	3%	1,287
SOLARIS HEALTHCARE PALATKA		1,163	106	8%	1,269
NORTH FLORIDA PEDIATRICS-TALLAHASSEE	1	1,161	103	8%	1,265
MINUTE CLINIC INCORPORATE		1,212	47	4%	1,259
CYPRESS VILLAGE	1	1,229	28	2%	1,258
STAGEZERO LIFE SCIENCES INC	4	1,146	105	8%	1,255
USF MORSANI CENTER FOR ADVANCED HEALTH CARE		1,099	152	12%	1,251

COVID-19: testing by laboratory

Data through Apr 29, 2021 verified as of Apr 30, 2021 at 09:25 AM

Data in this report are provisional and subject to change.

The numbers in the table below represent the number of Florida and non-Florida residents for whom test results were received by the Department of Health. A person can be tested by more than one laboratory and can have both positive and negative results. **Therefore, the sum of the numbers in each column will be larger than the total number of people tested.**

Reporting lab	Inconclusive	Negative	Positive	Percent positive	Total
PROFESSIONAL HEALTH EXAMINERS DBA PROHEALTH	1	1,015	229	18%	1,245
COASTAL PEDIATRIC GROUP		1,082	162	13%	1,244
BREVARD HEALTH ALLIANCE INC, THE		1,167	75	6%	1,242
INTERLACHEN PEDIATRICS PA		1,173	63	5%	1,236
EAST LAKE PEDIATRICS		1,094	133	11%	1,227
ARCPPOINT LABS OF CORAL SPRINGS FL		992	233	19%	1,225
PENSACOLA PEDIATRICS PA - TIGER POINT	24	1,079	120	10%	1,223
BETHESDA HEALTH URGENT CARE		1,040	180	15%	1,220
CLINICORE		1,124	91	7%	1,215
STEWART REFERENCE LABORATORY	1	666	539	45%	1,206
EPN URGENT CARE NAPLES	2	792	411	34%	1,205
CATALYST WALK IN CLINIC		955	239	20%	1,194
INTERLACHEN PEDIATRICS		1,140	44	4%	1,184
CLARITY LABS		1,069	109	9%	1,178
CAPE CANAVERAL HOSPITAL		868	304	26%	1,172
ALTAMONTE MD		942	226	19%	1,168
CARE ONE OF FLORIDA LLC		844	323	28%	1,167
HALIFAX MEDICAL CENTER-PORT ORANGE LAB		1,010	156	13%	1,166
TYNDALL AIR FORCE BASE		948	211	18%	1,159
FISHERMENS HOSPITAL CLINICAL LAB		1,060	96	8%	1,156
NORTH OKALOOSA MEDICAL CENTER		796	349	30%	1,145
CAPSTONE HEALTHCARE		802	330	29%	1,132
VERITAS GENETICS	61	945	119	11%	1,125
PROFESSIONAL HEALTH EXAMINERS		966	150	13%	1,116
GENEIQ		1,051	64	6%	1,115
EMERALD COAST PEDIATRICS		1,058	57	5%	1,115
PRIMARY CARE OF THE TREASURE COAST		977	135	12%	1,112
XYZ LABORATORY	8	942	146	13%	1,096
LOOP PEDIATRICS PA	3	930	162	15%	1,095
MINUTECLINIC, LLC DBA MINUTECLINIC #4717		1,032	42	4%	1,074
BREVARD HEALTH ALLIANCE		765	306	29%	1,071
LENCO MEDICAL LABORATORY		1,013	57	5%	1,070
HENDRY REGIONAL MEDICAL CENTER CLINICAL LABORATORY		809	258	24%	1,067
AMERICAN FAMILY CARE PENSACOLA WEST		533	533	50%	1,066
RAINBOW RIVER MEDICAL LABORATORY		978	83	8%	1,061
FAMILY HEALTH CENTERS OF SOUTHWEST FLORIDA INC		951	110	10%	1,061
LAB DOCTOR		921	134	13%	1,055
NORTH FLORIDA MEDICAL GROUP		891	153	15%	1,044
WOODLANDS MEDICAL SPECIALISTS		776	268	26%	1,044
VRL EUROFINs - DALLAS		1,024	13	1%	1,037
SPRING HILL HEALTH AND REHABILITATION CENTER		1,004	26	3%	1,030
ADVENTHEALTH EXPRESS CARE AT WALGREENS		893	136	13%	1,029
THE HEALTH CENTER OF PLANT CITY		944	77	8%	1,021
BAPTIST HEALTH - MD ANDERSON CANCER CENTER		1,015	6	1%	1,021
CHILDRENS MEDICAL ASSOCIATION		930	88	9%	1,018
E-LAB OF FLORIDA		923	90	9%	1,013

COVID-19: testing by laboratory

Data through Apr 29, 2021 verified as of Apr 30, 2021 at 09:25 AM

Data in this report are provisional and subject to change.

The numbers in the table below represent the number of Florida and non-Florida residents for whom test results were received by the Department of Health. A person can be tested by more than one laboratory and can have both positive and negative results. **Therefore, the sum of the numbers in each column will be larger than the total number of people tested.**

Reporting lab	Inconclusive	Negative	Positive	Percent positive	Total
PHAROS HEALTH		756	255	25%	1,011
C.W. BILL YOUNG VA MEDICAL CENTER	1	22	988	98%	1,011
VERITOR		850	161	16%	1,011
NORTH FLORIDA PEDIATRICS PA - SUWANNEE	3	874	129	13%	1,006
BERNHARDT LABORATORIES	2	906	91	9%	999
VIERA HOSPITAL, INC		805	192	19%	997
LAKELAND REGIONAL HEALTH - PWC/OB		36	954	96%	990
DAIRY ROAD URGENT CARE	2	838	149	15%	989
CVS HEALTH		778	210	21%	988
CONSULATE HEALTH CARE OF NEW PORT RICHEY	2	859	126	13%	987
COVANCE CLINICAL RESEARCH UNIT INC		959	26	3%	985
NORTH SHORE LIJ URGENT CARE PC		923	57	6%	980
HISTOPATHOLOGY SERVICES, LLC		869	108	11%	977
UNIVERSITY OF WEST FLORIDA STUDENT HEALTH SERVICES	1	843	128	13%	972
FAST TRACK URGENT CARE CENTER		4	967	100%	971
JACKSONVILLE BEACH PEDIATRIC CARE CENTER		896	72	7%	968
MILLER BIOCONNECT		878	89	9%	967
24 HOUR PEDIATRIC CARE CENTER	4	892	67	7%	963
NORTH FLORIDA PEDIATRICS PA	2	843	117	12%	962
MOLECULAR TESTING LABS		862	90	9%	952
DEPARTMENT OF CLINICAL LABS	1	927	21	2%	949
PENSACOLA PEDIATRICS	2	852	94	10%	948
EAST LAKE PEDIATRICS PA		865	82	9%	947
MIDWAY SPECIALTY CARE CENTER	3	714	222	24%	939
PEDIATRIC HEALTHCARE ALLIANCE		884	53	6%	937
ENCOMPASS HEALTH		915	22	2%	937
ABBOTT LABORATORIES		814	120	13%	934
INTEGRITY LABORATORIES, LLC	4	764	165	18%	933
LEE COUNTY EMERGENCY MEDICAL SERVICE	1	806	126	14%	933
TACACHALE CLINICAL LABORATORY	1	882	49	5%	932
Point of Care Testing	1	125	805	86%	931
REDI MED LLC		756	174	19%	930
SOLARIS HEALTHCARE CHARLOTTE HARBOR		872	55	6%	927
GENE TOX WORLDWIDE	60	736	125	14%	921
DOCTOR'S MEMORIAL HOSPITAL		751	166	18%	917
CALHOUN LIBERTY HOSPITAL		746	168	18%	914
PALM GARDEN OF PORT SAINT LUCIE		900	12	1%	912
Fernandina Beach Rehabilitation and Nursing Center	1	885	19	2%	905
NORTH FL SOUTH GA HCS-LAKE CITY		877	27	3%	904
NCHMD, INC SOUTHEAST IMMEDIATE CARE		702	196	22%	898
Victoria Nursing and Rehabilitation Center		838	55	6%	893
SOUTHEAST ALABAMA MEDICAL CENT		830	57	6%	887
RESTORE HEALTH URGENT CARE		715	169	19%	884
BHA CENTRAL COUNTY CLINIC		795	88	10%	883
FAMILY HEALTH CENTERS OF SWF LABS	2	760	118	13%	880
Tampa Lakes Health and Rehabilitation Center	2	803	73	8%	878

COVID-19: testing by laboratory

Data through Apr 29, 2021 verified as of Apr 30, 2021 at 09:25 AM

Data in this report are provisional and subject to change.

The numbers in the table below represent the number of Florida and non-Florida residents for whom test results were received by the Department of Health. A person can be tested by more than one laboratory and can have both positive and negative results. **Therefore, the sum of the numbers in each column will be larger than the total number of people tested.**

Reporting lab	Inconclusive	Negative	Positive	Percent positive	Total
COASTAL PHYSICIANS, LLC		708	168	19%	876
MINUTECLINIC LLC, #10357		866	6	1%	872
PALACE NURSING HOME & REHAB CENTER		828	43	5%	871
AMERICAN MEDICAL RESPONSE		861	9	1%	870
ANY LAB TEST NOW	2	592	275	32%	869
CRUCIAL CARE EMERGENCY MEDICINE DOCTORS		694	172	20%	866
WHITE-WILSON MEDICAL CENTER - FORT WALTON BEACH		841	24	3%	865
PRIMARY CARE SERVICES AT ST ANDREWS ESTATES		853	3	0%	856
AFC URGENT CARE CLEARWATER	1	178	675	79%	854
CENTRAL FLORIDA HEALTH CARE INC		727	121	14%	848
EXPRESS PHARMACY		782	64	8%	846
PRIMARY CARE SERVICES AT INDIAN RIVER ESTATES		820	25	3%	845
AUGUSTUS LABS LLC		696	148	18%	844
FLORIDA GULF COAST UNIVERSITY		645	197	23%	842
CLINICAL PATHOLOGY LABS INC		754	87	10%	841
POINT WASHINGTON MEDICAL CLINIC	1	621	211	25%	833
ADVENTHEALTH MEDICAL GROUP PROMPT CARE		603	227	27%	830
MEDONE URGENT CARE CENTER		604	224	27%	828
LIFE CARE CENTER OF NEW PORT RICHEY		790	37	4%	827
PEBBLEBROOK PHARMACY	1	689	136	16%	826
MEDICAL CENTER OF DELTONA, INC		703	121	15%	824
BOND CLINIC PA PEDIATRICS DEPT		765	58	7%	823
SOUTHERN OAKS CARE CENTER	1	780	38	5%	819
FLORIDA HOSPITAL ORLANDO		743	74	9%	817
CLINICAL ENTERPRISE, INC		789	25	3%	814
ASAP LABS LLC	7	655	151	19%	813
DYNIX DIAGNOSTICS	2	528	281	35%	811
CITY MEDICAL OF NEW JERSEY, PC		733	77	10%	810
FLAGLER COUNTY HEALTH DEPARTMENT	3	630	177	22%	810
ASCENSION ST VINCENT'S - CLAY		775	35	4%	810
CARITHERS PEDIATRIC GROUP		748	60	7%	808
GOLDEN GATE FAMILY CLINIC		332	475	59%	807
BRISTOL AT TAMPA, THE	4	779	22	3%	805
VITAS HEALTHCARE CORPORATION OF FLA	1	797	5	1%	803
NITE LITE PEDIATRICS		234	564	71%	798
TELESCOPE HEALTH LLC	4	671	121	15%	796
NONE		308	488	61%	796
PALM GARDEN OF VERO BEACH		743	51	6%	794
GULF COAST VILLAGE		752	41	5%	793
MOORINGS PARK INSTITUTE, INC, THE		756	32	4%	788
WHITE WILSON MEDICAL CENTER PA - NAVARRE		662	124	16%	786
BOND AND STEELE CLINIC PA		569	211	27%	780
ETHOS WELLNESS PHARMACY		728	50	6%	778
J AND G MEDICAL GROUP LLC		640	136	18%	776
TOTAL RENAL LABORATORIES INC DBA DAVITA LABS	1	659	115	15%	775
VENICE REGIONAL BAYFRONT HEALTH (PULMONARY)		637	134	17%	771

COVID-19: testing by laboratory

Data through Apr 29, 2021 verified as of Apr 30, 2021 at 09:25 AM

Data in this report are provisional and subject to change.

The numbers in the table below represent the number of Florida and non-Florida residents for whom test results were received by the Department of Health. A person can be tested by more than one laboratory and can have both positive and negative results. **Therefore, the sum of the numbers in each column will be larger than the total number of people tested.**

Reporting lab	Inconclusive	Negative	Positive	Percent positive	Total
PEDIATRIC HEALTHCARE ALLIANCE PA		708	60	8%	768
ORANGE BLOSSOM FAMILY HEALTH		725	41	5%	766
WILLOWBROOKE COURT AT EDGEWATER POINTE ESTATES		756	9	1%	765
KENDALL HEALTHCARE PROPERTIES DBA	2	731	30	4%	763
BUFFALO CROSSING HEALTHCARE & REHABILITATION CTR		742	18	2%	760
ORLANDO HEALTH AND REHAB CENTER		710	45	6%	755
APLS SERVICES LLC D/B/A CLEAR DIAGNOSTICS	13	724	14	2%	751
NORTHEAST FLORIDA NEUROLOGY CLINICS, INC		637	113	15%	750
BOCA GRANDE HEALTH CLINIC		706	40	5%	746
WELL HEALTH WORKS	3	681	61	8%	745
CHURCH OF SCIENTOLOGY FLAG SERVICE ORGANIZATION		729	15	2%	744
MAIN STREET MEDICAL CENTER		215	529	71%	744
LIFE CARE CENTER OF PENSACOLA		694	49	7%	743
ADVENT HEALTH LAB - ORLANDO		434	308	42%	742
SANTA ROSA MEDICAL GROUP		575	166	22%	741
MOUNT SINAI LABORATORY		703	37	5%	740
PHYSICIANS STAT LAB INC		647	92	12%	739
SEMINOLE NURSING PAVILION		720	8	1%	728
Crestview Rehabilitation Center	5	594	129	18%	728
RAINBOW PEDIATRIC CENTER PA		679	47	6%	726
RUSKIN HEALTH CENTER	1	472	252	35%	725
DISNEY COVID TEST SITE		703	17	2%	720
THE PRESERVE		709	10	1%	719
ARTHREX MEDICAL CENTER	1	566	149	21%	716
WATSON THERAPEUTICS INC	1	675	39	5%	715
GRAND COURT TAMPA		702	4	1%	706
MANOR PINES CONVALESCENT CENTER LLC	1	681	23	3%	705
BALDWIN PEDIATRICS	1	672	31	4%	704
SUWANNEE HEALTH AND REHABILITATION CENTER		697	5	1%	702
JOHN KNOX VILLAGE HEALTH CENTER		671	30	4%	701
FORT MYERS INTERNAL MEDICINE, LLC		632	68	10%	700
PALM GARDEN OF CLEARWATER		680	18	3%	698
GULF COAST MOLECULAR LABORATORIES	13	577	107	15%	697
EDEN SPRINGS NURSING AND REHAB CENTER		585	112	16%	697
VETERANS AFFAIRS MEDICAL CENTER	1	45	650	93%	696
PREMIER MEDICAL LABORATORY SERVICES	2	468	225	32%	695
NCH HEALTHCARE SYSTEM MICROBIOLOGY LAB		2	693	100%	695
LIFE CARE CENTER OF ORANGE PARK		663	32	5%	695
DIAMOND RIDGE HEALTH AND REHABILITATION		657	36	5%	693
MANOR CARE HEALTH SERVICES - FT MYERS		666	26	4%	692
DXTERITY DIAGNOSTICS	2	648	40	6%	690
CHILDRENS CLINIC WEST FLORIDA PEDIATRICS		636	54	8%	690
NCH HEALTHCARE BONITA		543	144	21%	687
NATURE COAST MEDICAL GROUP		563	121	18%	684
LIFEBRITE	2	461	220	32%	683
MEDICAL FP - WHOLE FAMILY HEALTH CENTER		560	120	18%	680

COVID-19: testing by laboratory

Data through Apr 29, 2021 verified as of Apr 30, 2021 at 09:25 AM

Data in this report are provisional and subject to change.

The numbers in the table below represent the number of Florida and non-Florida residents for whom test results were received by the Department of Health. A person can be tested by more than one laboratory and can have both positive and negative results. **Therefore, the sum of the numbers in each column will be larger than the total number of people tested.**

Reporting lab	Inconclusive	Negative	Positive	Percent positive	Total
HOLMES REGIONAL MEDICAL CENTER		11	667	98%	678
ADVENT HEALTH - DELTONA ER		563	115	17%	678
TREE HOUSE PEDIATRICS PLLC		606	68	10%	674
MINI ER ADULT AND PEDIATRIC URGENT CARE		574	98	15%	672
VITAS HEALTHCARE CORP OF CENTRAL FL		645	26	4%	671
CLIFFORD CHESTER SIMS STATE VETERANS		659	12	2%	671
CARE ONE OF FLORIDA	1	490	180	27%	671
MEDONE URGENT CARE AT ST. AUGUSTINE		228	441	66%	669
CLEWISTON NURSING AND REHABILITATION CENTER		649	14	2%	663
Signature HealthCare Center of Waterford		628	35	5%	663
MAYFLOWER ASSISTED LIVING		655	7	1%	662
BAPTIST PRIMARY CARE	2	537	123	19%	662
ST JOHN'S NURSING CENTER		637	24	4%	661
GOLDEN GLADES NURSING & REHABILITATION CTR		641	20	3%	661
HEARTLAND PEDIATRICS OF LAKE WALES		594	66	10%	660
POINT OF CARE TESTING SITE		630	26	4%	656
WILLOW BROOKE COURT AT INDIAN RIVER ESTATES		610	45	7%	655
SOUTHERN LABORATORY SERVICES OF NWF		615	38	6%	653
MAVERICK LABS		461	190	29%	651
SIGNATURE HEALTHCARE OF BROOKWOOD GARDENS		637	11	2%	648
LIFE CARE CENTER OF HILLIARD		626	22	3%	648
EMERALD SHORES HEALTH AND REHABILITATION		548	99	15%	647
MID-FLORIDA PATHOLOGY		481	165	26%	646
OCALA FAMILY MEDICAL CENTER INC	2	561	82	13%	645
SHORE ACRES CARE CENTER		604	40	6%	644
HMA SANTA ROSA MEDICAL CENTER LLC DBA		521	123	19%	644
QUOTIENT SCIENCES		620	22	3%	642
NSPIRE HEALTHCARE MIAMI LAKES	8	618	15	2%	641
VALENCIA HILLS HEALTH AND REHABILITATION CENTER		625	15	2%	640
PALM GARDEN OF TAMPA		609	30	5%	639
AMERICA'S PHARMACY LLC		560	77	12%	637
SAINTS 120 LLC	1	599	34	5%	634
MICHAEL A MIDDLETON MD PA		600	32	5%	632
VETERANS AFFAIRS MEDICAL CENTER - JAMES A HALEY			632	100%	632
SABAL PALMS HEALTH AND REHAB		577	54	9%	631
PHYSICIANS PRIMARY CARE LAB	1	552	77	12%	630
PEDIATRICS IN BREVARD PA		566	63	10%	629
Plantation Bay Rehabilitation Center		603	24	4%	627
BALDOMERO LOPEZ STATE VETERANS NURSING HOME	2	619	6	1%	627
CONSULATE HEALTHCARE OF VERO BEACH	14	527	83	13%	624
CHILDRENS MEDICAL ASSOCIATION PA		555	69	11%	624
NAPLES CHILDREN'S URGENT CARE		545	77	12%	622
QUALITOX LABORATORIES		433	188	30%	621
MANOR CARE NURSING CENTER OF SARASOTA FL LLC		534	87	14%	621
SEBASTIAN RIVER MEDICAL CENTER	3	441	176	28%	620
FHMG FLORIDA HOSPITAL MEDICAL GROUP		574	45	7%	619

COVID-19: testing by laboratory

Data through Apr 29, 2021 verified as of Apr 30, 2021 at 09:25 AM

Data in this report are provisional and subject to change.

The numbers in the table below represent the number of Florida and non-Florida residents for whom test results were received by the Department of Health. A person can be tested by more than one laboratory and can have both positive and negative results. **Therefore, the sum of the numbers in each column will be larger than the total number of people tested.**

Reporting lab	Inconclusive	Negative	Positive	Percent positive	Total
CONTINENTAL CLINICAL RESEARCH, LLC		545	74	12%	619
FLORIDA HOSPITAL WAUCHULA		465	153	25%	618
AFC URGENT CARE FAMILY CARE			617	100%	617
HARBOUR HEALTH CENTER		596	18	3%	614
HOLY CROSS HOSPITAL		12	598	98%	610
EXPRESS URGENT CARE LLC		1	609	100%	610
VILLA MARIA NURSING & REHAB CENTER INC	1	591	17	3%	609
ADVENT HEALTH - WESTCHASE ER		524	82	14%	606
THERADOC		152	453	75%	605
PALM GARDEN OF ORLANDO		569	34	6%	603
PIONEER CLINICAL LAB LLC		491	109	18%	600
PATIENTS FIRST - MAHAN DRIVE		164	436	73%	600
DASCENA, INC	3	537	60	10%	600
PALMETTO FAMILY HEALTHCARE	1	392	206	34%	599
WELL-BEING MEDICAL CENTER PLLC		542	57	10%	599
SOLARIS HEALTHCARE LAKE CITY		497	101	17%	598
FLORIDA DEPARTMENT OF HEALTH IN CALHOUN COUNTY		459	138	23%	597
ADVENTHEALTH MEDICAL GROUP PROMPT CAR	1	441	154	26%	596
MANOR OAKS NURSING & REHAB CENTER	5	589	2	0%	596
FLORIDA HOSPITAL MEDICAL GROUP		348	246	41%	594
BROOKDALE FORT MYERS CYPRESS LAKE		590	2	0%	592
AFC URGENT CARE SEMINOLE	1		589	100%	590
AFC URGENT CARE		172	417	71%	589
INTERNAL MEDICINE & PEDIATRICS OF TAMPA BAY PA		511	78	13%	589
UNIVERSITY OF TAMPA INC, THE		568	21	4%	589
URGENT CARE EXPRESS LLC		235	353	60%	588
SHORELINE PHYSICIAN GROUP		364	223	38%	587
HEALTH CENTER AT BRENTWOOD	1	537	47	8%	585
HOPE HOSPICE AND COMMUNITY SERVICES INC	14	548	21	4%	583
PHYSICIANS PRIMARY CARE OF SOUTHWEST FLORIDA	1	554	27	5%	582
FOUNTAIN MANOR HEALTH AND REHAB CENTER	1	559	20	3%	580
PALM GARDEN OF OCALA		478	99	17%	577
PRINCIPLE LABORATORY	8	552	16	3%	576
EMED LABS, LLC	3	554	17	3%	574
The Manor at Blue Water Bay		511	62	11%	573
TENNESSEE DOH - NASHVILLE	2	504	66	12%	572
MEDICAL VB		451	121	21%	572
NEW YORK HOSPITAL LABORATORIES	1	553	16	3%	570
PALM BEACH COUNTY FIREFIGHTERS HEALTH CLINIC, LLC		485	84	15%	569
AFC URGENT CARE TYRONE		4	564	99%	568
PREMIER MEDICAL CENTER LLC	11	529	28	5%	568
ECCOLAB GROUP	1	148	419	74%	568
ADVENT HEALTH - TIMBERRIDGE ER		483	84	15%	567
DOH - INDIAN RIVER		474	93	16%	567
ANCIENT CITY PEDIATRICS	1	536	24	4%	561
NEMOURS CHILDREN'S HOSPITAL		453	108	19%	561

COVID-19: testing by laboratory

Data through Apr 29, 2021 verified as of Apr 30, 2021 at 09:25 AM

Data in this report are provisional and subject to change.

The numbers in the table below represent the number of Florida and non-Florida residents for whom test results were received by the Department of Health. A person can be tested by more than one laboratory and can have both positive and negative results. **Therefore, the sum of the numbers in each column will be larger than the total number of people tested.**

Reporting lab	Inconclusive	Negative	Positive	Percent positive	Total
PALM GARDEN OF JACKSONVILLE	2	475	80	14%	557
ARCPPOINTS LABS		487	70	13%	557
RICARDO NAVARRO DO PA		472	84	15%	556
WEST GABLES HEALTH CARE CENTER		544	11	2%	555
VETERANS AFFAIRS MEDICAL CENTER - GAINESVILLE		3	550	99%	553
LAUDERDALE NURSING CENTER LLC	1	533	19	3%	553
The Sands at South Beach		549	4	1%	553
VETERANS AFFAIRS MEDICAL CENTER - BAY PINES		18	533	97%	551
FIRST CHOICE PEDIATRICS		435	114	21%	549
CITRUS NURSING CENTER LLC		500	47	9%	547
VITAE DIAGNOSTICS		534	13	2%	547
MEMORIAL PEMBROKE 24/7 CARE CENTER		421	126	23%	547
NCF DIAGNOSTICS & DNA TECHNOLOGIES	15	213	318	58%	546
THE PALACE AT HOMESTEAD	1	524	21	4%	546
BENTON PEDIATRICS INC		488	57	10%	545
ADDINGTON PLACE AT WELLINGTON GREEN		534	11	2%	545
COASTAL URGENT CARE		428	116	21%	544
DBI HEALTH INC		527	16	3%	543
DOCTORS CENTER,THE		432	111	20%	543
EXPERTUS LABORATORIES INC		448	94	17%	542
SUNSHINE URGENT CARE LLC		387	154	28%	541
HOSPICE OF THE FLORIDA SUNCOAST,THE		536	5	1%	541
NORTH FLORIDA REHABILITATION & SPECIALTY CARE		531	9	2%	540
NURSING PLUS OF BROWARD LLC	1	516	22	4%	539
RIVER GARDEN HEBREW HOME FOR THE AGED		482	56	10%	538
FLORIDA HOSPITAL HEARTLAND MED CTR LAKE PLACID		422	116	22%	538
FLOMEDILAB		301	236	44%	537
CHAUTAUQUA REHABILITATION AND NURSING CENTER		525	11	2%	536
Good Samaritan Society Kissimmee Village		468	66	12%	534
LAKE BALDWIN		507	26	5%	533
SANDBAY URGENT CARE		433	100	19%	533
HERON POINTE HEALTH AND REHABILITATION	1	527	3	1%	531
JACKSON MEMORIAL LONG TERM CARE CENTER		498	33	6%	531
JACKSON MEMORIAL PERDUE MEDICAL CENTER		501	29	5%	530
MED FAST URGENT CARE CENTER		260	268	51%	528
MEDICAL CENTER CLINIC-IMMEDIATE CARE	1	423	104	20%	528
PALM GARDEN OF WINTER HAVEN	3	509	16	3%	528
STEWART SEBASTIAN RIVER MEDICAL CENTER		470	57	11%	527
PORT SAINT LUCIE HOSPITAL		517	10	2%	527
LIFE CARE CENTER OF PALM BAY		499	28	5%	527
Solaris Healthcare Daytona	2	476	48	9%	526
LIFE CARE CENTER OF WINTER HAVEN		506	20	4%	526
BROWARD PARTNERSHIP	6	512	8	2%	526
PEDIATRIC ASSOCIATES OF OCALA PA		484	40	8%	524
Palm Garden of Largo		520	4	1%	524
MINUTECLINIC LLC #3281		443	80	15%	523

COVID-19: testing by laboratory

Data through Apr 29, 2021 verified as of Apr 30, 2021 at 09:25 AM

Data in this report are provisional and subject to change.

The numbers in the table below represent the number of Florida and non-Florida residents for whom test results were received by the Department of Health. A person can be tested by more than one laboratory and can have both positive and negative results. **Therefore, the sum of the numbers in each column will be larger than the total number of people tested.**

Reporting lab	Inconclusive	Negative	Positive	Percent positive	Total
ORLANDO HEALTH CENTER FOR REHABILITATION		507	15	3%	522
FLORIDA DEPARTMENT OF HEALTH CLAY COUNTY	1	421	99	19%	521
BAPTIST PRIMARY CARE, INC		489	31	6%	520
DIGNITY HEALING, LLC		501	19	4%	520
HILLCREST HEALTH CARE & REHABILITATION CENTER	3	501	15	3%	519
SUSANNA WESLEY HEALTH CENTER		481	37	7%	518
CARENOW	2	286	229	44%	517
ST CLOUD REGIONAL MEDICAL CENTER CLINICAL LAB		394	123	24%	517
PLANT CITY PEDIATRICS	1	408	108	21%	517
ENZO CLINICAL LABS INC	3	488	26	5%	517
MAGNOLIA FAMILY URGENT CARE		468	48	9%	516
MEDFAST URGENT CARE CENTERS		231	283	55%	514
PEDIATRICS BY THE SEA		484	30	6%	514
ORLANDO ORTHOPAEDIC OUTPATIENT SURGERY CENTER LLC		510	4	1%	514
MEMPHIS PATHOLOGY LABORATORY	5	485	24	5%	514
SOLARIS HEALTHCARE OSCEOLA		488	25	5%	513
LITTLE PINE PEDIATRICS PLLC	3	448	61	12%	512
PARKLANDS FACILITY INC	4	466	42	8%	512
ORLANDO VA MEDICAL CENTER		2	508	100%	510
NEW PLANT CITY FAMILY CARE	1	283	225	44%	509
THE VILLAGES REGIONAL HOSPITAL FREESTANDING		461	47	9%	508
MANOR AT CARPENTERS		476	32	6%	508
PW WINDERMERE SUBTENANT LLC		504	3	1%	507
GANDY CROSSING CARE CENTER	1	488	16	3%	505
MIDWAY SPECIALTY CARE CENTER	3	388	114	23%	505
FLO-MEDILAB SERVICES LLC		194	310	62%	504
EMERALD COAST PEDIATRICS & ADOL		439	65	13%	504
FLORIDA STATE HOSPITAL CLINICAL LABORATORY		500	3	1%	503
STARKE FAMILY MEDICAL CENTER		410	93	18%	503
Ocala Health and Rehabilitation Center		480	23	5%	503
ASCEND CLINICAL	7	415	81	16%	503
WHITE-WILSON MEDICAL CENTER - NICEVILLE		452	50	10%	502
UNIVERSITY OF CENTRAL FLORIDA HEALTH SERVICES		479	21	4%	500
ATLANTIC SHORES NURSING AND REHAB CENTER	1	487	11	2%	499
CLINICAL PATHOLOGY LABS		388	111	22%	499
TRINITY REGIONAL REHAB CENTER		475	24	5%	499
NORTH FLORIDA RETIREMENT VILLAGE		494	4	1%	498
BROOKSVILLE HEALTHCARE CENTER LLC		485	13	3%	498
KINDRED HOSPITAL	10	465	22	4%	497
JAMES A HALEY VETERANS HOSPITAL			496	100%	496
MOOSEHAVEN HEALTH CENTER		452	44	9%	496
ENCOMPASS HEALTH REHABILITATION HOSPITAL OF SUNRISE	8	481	7	1%	496
GOOD SAMARITAN CENTER		492	3	1%	495
BONIFAY NURSING AND REHAB CENTER		464	31	6%	495
PINES OF SARASOTA		483	9	2%	492
NEW YORK PRESBYTERIAN - CUMC CLINICAL		472	20	4%	492

COVID-19: testing by laboratory

Data through Apr 29, 2021 verified as of Apr 30, 2021 at 09:25 AM

Data in this report are provisional and subject to change.

The numbers in the table below represent the number of Florida and non-Florida residents for whom test results were received by the Department of Health. A person can be tested by more than one laboratory and can have both positive and negative results. **Therefore, the sum of the numbers in each column will be larger than the total number of people tested.**

Reporting lab	Inconclusive	Negative	Positive	Percent positive	Total
VITAS LUTHERAN TOWERS INPATIENT PROGRAM		426	65	13%	491
Cypress Cove Care Center		391	100	20%	491
FAIRWAY OAKS CENTER LLC	6	478	6	1%	490
Quest Diag Unspecifd	1	326	163	33%	490
ASSOCIATESMD MEDICAL GROUP INC		418	72	15%	490
TIDEWELL HOSPICE INC	2	481	7	1%	490
CONSULATE HEALTH CARE OF BAYONET POINT	4	476	7	1%	487
SOLARIS HEALTHCARE MERRITT ISLAND		427	58	12%	485
MEDIPATH		57	428	88%	485
VITAS HEALTHCARE CORPORATION		480	5	1%	485
EPN URGENT CARE		83	401	83%	484
Consulate Health Care of North Fort Myers		471	13	3%	484
Life Care Center of Punta Gorda	1	467	15	3%	483
Williston Care Center		420	63	13%	483
PENSACOLA PEDIATRICS MILTON		424	58	12%	482
Solaris HealthCare Windermere		449	33	7%	482
INNOVATIVE GENOMICS, LLC	3	441	37	8%	481
HARTS HARBOR HEALTH CARE CENTER		457	24	5%	481
Colonial Lakes Health Care		434	46	10%	480
NAVAL HOSPITAL - JACKSONVILLE		137	340	71%	477
MOBILE MEDICAL ASSOCIATES PL	17	408	52	11%	477
ADVENTHEALTH EXPRESS CARE AT WALGREENS 49TH STREET		405	71	15%	476
LA MER NH LLC		468	8	2%	476
AMEERAH LABS, LLC	2	388	85	18%	475
AMBULATORY SURGERY CENTER OF BOCA RATON LTD		471	4	1%	475
Parkview Rehabilitation Center at Winter Park		464	10	2%	474
Darcy Hall Of Life Care		460	14	3%	474
MEDSCAN LABORATORY INC	1	256	217	46%	474
THE SPRINGS AT BOCA CIEGA BAY		462	11	2%	473
HEALTHY STEPS PEDIATRICS		421	51	11%	472
FLETCHER HEALTH AND REHABILITATION CENTER		468	3	1%	471
Q ANSWER LAB	1	410	59	13%	470
NTD_EUROFINS_AIMS		429	40	9%	469
CLERMONT HEALTH AND REHABILITATION CENTER		436	32	7%	468
ABBEY DELRAY		461	6	1%	467
Santa Rosa Center for Rehabilitation and Healing		396	71	15%	467
BROOKDALE PALMER RANCH	1	407	57	12%	465
DEPT OF VA MEDICAL CENTER - MIAMI	1	443	21	5%	465
ELLENTON PEDIATRICS		445	19	4%	464
UNIVERSITY OF TAMPA STUDENT HEALTH AND SHC CLINICAL LABORATORY		295	168	36%	463
University Crossing		461	2	0%	463
TUSKAWILLA NURSING AND REHAB CENTER	2	454	7	2%	463
OKEECHOBEE COUNTY HEALTH DEPT	1	336	125	27%	462
LORI MCAULIFFE MD PA		416	45	10%	461
PARTICLE THEORY LABS		436	25	5%	461
THE PALACE MANAGEMENT - THE PALACE AT CORAL GABLES		458	3	1%	461

COVID-19: testing by laboratory

Data through Apr 29, 2021 verified as of Apr 30, 2021 at 09:25 AM

Data in this report are provisional and subject to change.

The numbers in the table below represent the number of Florida and non-Florida residents for whom test results were received by the Department of Health. A person can be tested by more than one laboratory and can have both positive and negative results. **Therefore, the sum of the numbers in each column will be larger than the total number of people tested.**

Reporting lab	Inconclusive	Negative	Positive	Percent positive	Total
AZALEA TRACE PHYSICIAN SERVICES		454	7	2%	461
BODYK		450	10	2%	460
SOLARIS HEALTHCARE BAYONET POINT		439	19	4%	458
Manatee Springs Rehabilitation and Nursing Center		437	20	4%	457
BHA TITUSVILLE CLINIC		423	34	7%	457
FAMILY EXPRESS URGENT CARE		5	452	99%	457
FAMILY CARE PARTNERS OF NORTHEAST FLORIDA LLC		379	78	17%	457
CLARIDGE HOUSE NURSING CENTER		437	18	4%	455
TREASURE COAST COMMUNITY HEALTH	3	377	75	16%	455
Heartland Healthcare of Ft. Myers	1	447	3	1%	451
INDIAN RIVER CTR, LLC		399	52	12%	451
VILLAGE DOCTORS OF KEYSTONE		356	94	21%	450
PRO HEALTH		202	248	55%	450
ORCHARD PARK HEALTH & REHABILITATION		441	6	1%	447
SMA SPECIALTY MEDICAL LAB		120	327	73%	447
MANOR CARE OF BOYNTON BEACH LLC		423	24	5%	447
LIFE HOPE LABS, LLC		432	14	3%	446
DIAMOND RIDGE HEALTH AND REHABILITATION CENTER		424	22	5%	446
HEALTHWORKS MED GROUP OF FLORIDA PA	3	434	9	2%	446
ST ANDREWS BAY SKILLED NURSING &		383	61	14%	444
ROLLINS COLLEGE WELLNESS CENTER		130	314	71%	444
ST PETERSBURG PEDIATRICS-SEMINOLE BLVD		370	73	16%	443
ST PETERSBURG PEDIATRICS-PARK BLVD		400	42	10%	442
PALM GARDEN OF WEST PALM BEACH	4	423	15	3%	442
AYERS HEALTH & REHABILITATION CENTER		435	7	2%	442
EMERITUS AT NAPLES	2	439	1	0%	442
HOLISTIX TREATMENT CENTERS		429	10	2%	439
BROOKDALE LAKE TAVARES		431	8	2%	439
SEASIDE HEALTH AND REHABILITATION CENTER		380	59	13%	439
SAMANTHA WILSON CARE CENTER	4	424	11	3%	439
WIMAUMA COMMUNITY HEALTH CENTER		365	73	17%	438
ABBOTT DIAGNOSTICS		409	27	6%	436
ONESTOP MEDICAL AND URGENT CARE LLC		384	52	12%	436
Bardmoor Oaks Healthcare and Rehabilitation Center		422	14	3%	436
BLOUNTSTOWN REHABILITATION CENTER LLC		328	108	25%	436
MANORCARE HEALTH SERVICES - VENICE		379	56	13%	435
WATERMARK LAKE POINTE WOODS LLC		417	18	4%	435
Bayside Care Center	1	414	20	5%	435
APP-UNIPATH, LLC	2	416	15	3%	433
FLORIDA DEPT OF HEALTH IN BREVARD COUNTY	3	364	63	15%	430
AVECINA MEDICAL JULINGTON	1	240	189	44%	430
GEORGIA PUBLIC HEALTH LABORATORY		400	29	7%	429
AVANTE AT OCALA INC	4	394	31	7%	429
Destin Healthcare and Rehabilitation Center	1	387	40	9%	428
BOULEVARD REHABILITATION CENTER		411	16	4%	427
MARION AND BERNARD L SAMSON NURSING CENTER		422	4	1%	426

COVID-19: testing by laboratory

Data through Apr 29, 2021 verified as of Apr 30, 2021 at 09:25 AM

Data in this report are provisional and subject to change.

The numbers in the table below represent the number of Florida and non-Florida residents for whom test results were received by the Department of Health. A person can be tested by more than one laboratory and can have both positive and negative results. **Therefore, the sum of the numbers in each column will be larger than the total number of people tested.**

Reporting lab	Inconclusive	Negative	Positive	Percent positive	Total
DIAGNOSTIC & CLINICAL CARE SERVICES INC DBA		341	85	20%	426
HARDEE COUNTY HEALTH DEPARTMENT		345	80	19%	425
FLORIDA DEPARTMENT OF HEALTH IN LIBERTY COUNTY	3	324	97	23%	424
ORCHARD RIDGE CARE AND REHABILITATION CENTER		402	19	5%	421
LEHIGH REGIONAL MEDICAL CENTER LAB	2	372	47	11%	421
PALMS OF SEBRING		383	38	9%	421
METROPOLITAN HOSPITAL CENTER		413	8	2%	421
GARCIA CLINICAL LABORATORY		28	392	93%	420
PEDIATRIC HEALTH CARE ALLIANCE, PA		377	42	10%	419
PruittHealth Panama City	1	353	64	15%	418
FLORIDA HEART & VASCULAR MULTISPECIALTY GROUP PA		316	102	24%	418
NATIONS BEST FAMILY HEALTH CARE		235	182	44%	417
HCSO OCCUPATIONAL HEALTH AND WELLNESS CENTER		334	82	20%	416
WALGREENS 3173		379	37	9%	416
RENAISSANCE AT THE TERRACES		408	8	2%	416
FLORIDA DEPARTMENT OF HEALTH		361	53	13%	414
HEALTH PARK CARE CENTER		407	7	2%	414
TAMARAC REHABILITATION & HEALTH CENTER		407	6	1%	413
MINUTECLINIC LLC #3671		368	45	11%	413
PALM BEACH PEDIATRICS PA	2	355	56	14%	413
Timberridge Center for Rehabilitation and Healing		378	35	8%	413
Life Care Center of Ocala		342	70	17%	412
SABAL DIRECT PRIMARY CARE, PA		333	78	19%	411
LIFE CARE PONTE VEDRA INC		399	12	3%	411
HEALTH CENTRAL PARK		343	67	16%	410
SUNLAND MARIANNA COX MEDICAL CENTER		367	43	10%	410
PENSACOLA PEDIATRICS, PA		391	18	4%	409
SUN COUNTRY PEDIATRICS PLLC	9	361	37	9%	407
TIDE LABORATORIES		362	45	11%	407
Solaris Healthcare Lake Bennet		368	38	9%	406
BRIDGEWATER PARK HEALTH AND REHAB		374	32	8%	406
BAYSHORE DIAGNOSTICS		360	46	11%	406
BAPTIST PRIMARY CARE INC	1	378	27	7%	406
Bay Breeze Senior Living and Rehabilitation Center		351	53	13%	404
BAY VILLAGE OF SARASOTA INC		401	3	1%	404
TRI-COUNTY NURSING AND REHABILITATION CENTER INC		389	15	4%	404
UR MEDICINE LABS- CENTRAL LABORATORY		375	26	6%	401
ELMCROFT PINECREST	1	373	27	7%	401
RITECARE MEDICAL CENTER		310	90	23%	400
HARDEE MANOR HEALTH CARE CENTER	1	393	4	1%	398
MEDFAST URGENT CARE CENTER		167	231	58%	398
ADVENTHEALTH EXPRESS CARE AT		326	72	18%	398
ROSEWOOD HEALTH AND REHABILITATION CENTER		370	27	7%	397
HENDRY REGIONAL MEDICAL CENTER		115	281	71%	396
DAVITA LABS	4	391			395
SPECIALTY HEALTH AND REHABILITATION CENTER		369	25	6%	394

COVID-19: testing by laboratory

Data through Apr 29, 2021 verified as of Apr 30, 2021 at 09:25 AM

Data in this report are provisional and subject to change.

The numbers in the table below represent the number of Florida and non-Florida residents for whom test results were received by the Department of Health. A person can be tested by more than one laboratory and can have both positive and negative results. **Therefore, the sum of the numbers in each column will be larger than the total number of people tested.**

Reporting lab	Inconclusive	Negative	Positive	Percent positive	Total
MINI ER AND URGENT CARE		289	105	27%	394
Coastal Health and Rehabilitation Center		380	12	3%	392
CHEEK AND SCOTT DRUGS INC		324	68	17%	392
OCEAN VIEW NURSING AND REHAB CENTER		369	22	6%	391
EXCEL PEDIATRICS		332	58	15%	390
MADISON FACILITY INC		382	7	2%	389
BAPTIST HEALTH URGENT CARE AT PLANTATION		323	66	17%	389
BARBER		13	376	97%	389
Vi at Lakeside Village Skilled Nursing		374	15	4%	389
Stacey Health Care Centers Inc. dba Riverside Care Center		356	30	8%	386
SEA BREEZE REHAB AND NURSING CENTER□		376	9	2%	385
BARTON HEALTH ALLIANCE	3	337	45	12%	385
AVANTE AT MT DORA		376	8	2%	384
MY HEALTHY BLUEPRINT BY BAPTIST HEALTH CARE		321	63	16%	384
CORAL TRACE HEALTH CARE□	2	377	5	1%	384
ST CATHERINE'S WEST REHABILITATION HOSPITAL		369	13	3%	382
BOCA BIOLISTICS REFERENCE LABORATORY	3	253	126	33%	382
SIGNATURE HEALTHCARE OF NORTH FLORIDA		378	4	1%	382
BROOKDALE PADDOCK HILLS	2	378	2	1%	382
SERENADES IN THE VILLAGES		329	53	14%	382
VILLAGE DOCTORS FAMILY MEDICAL CENTER OF		313	68	18%	381
Life Care Center at Inverrary		369	10	3%	379
BAYFRONT MEDICAL		335	43	11%	378
JACKSONVILLE KIDS PEDIATRICS, PLLC		343	35	9%	378
ACCESS MEDICAL CENTER	1	344	33	9%	378
NAIA		377	1	0%	378
LASER & SURGERY CENTER OF THE PALM BEACHES□		375	2	1%	377
24/7 PEDIATRIC CARE CENTERS INC		356	21	6%	377
BAYA PHARMACY WEST		8	368	98%	376
Solaris Healthcare Coconut Creek		369	7	2%	376
VETERANS AFFAIRS MEDICAL CENTER - LAKE CITY		52	324	86%	376
solaris Healthcare Parkway	2	355	19	5%	376
LUIS A GHIGLINO MD PA		364	11	3%	375
ARCPPOINT LABS OF SARASOTA MANATEE		292	83	22%	375
FAIR HAVENS CENTER, OPCO		368	7	2%	375
SPRINGTREE REHAB & HEALTH CARE CENTER		349	24	6%	373
KISSIMMEE FACILITY OPERATIONS LLC		349	24	6%	373
ADVANCED AMBULATORY SURGERY CENTER		358	14	4%	372
BAPTIST HEALTH SOUTH FLORIDA - WEST BOCA URGENT CARE		307	64	17%	371
COLOR GENOMICS, INC.	4	361	6	2%	371
URGENT CARE BETHESDA	1	318	52	14%	371
MACDILL AIR FORCE BASE		330	41	11%	371
INFORM DIAGNOSTICS		361	9	2%	370
BEAR CREEK NURSING CENTER		364	5	1%	369
EPWORTH VILLAGE RETIREMENT COMMUNITY		363	6	2%	369
REHABILITATION CENTER OF LAKE CITY, THE		340	29	8%	369

COVID-19: testing by laboratory

Data through Apr 29, 2021 verified as of Apr 30, 2021 at 09:25 AM

Data in this report are provisional and subject to change.

The numbers in the table below represent the number of Florida and non-Florida residents for whom test results were received by the Department of Health. A person can be tested by more than one laboratory and can have both positive and negative results. **Therefore, the sum of the numbers in each column will be larger than the total number of people tested.**

Reporting lab	Inconclusive	Negative	Positive	Percent positive	Total
ADVENT HEALTH - TAMPA		148	221	60%	369
Solaris HealthCare Imperial		360	8	2%	368
FL HUD DESTIN, LLC D/B/A GRAND BOULEVARD HEALTH		329	39	11%	368
Palmetto Subacute Care Center		356	11	3%	367
TRENTON MEDICAL CENTER INC DBA PALMS MEDICAL GROUP	4	270	93	25%	367
SANFORD LABORATORIES		333	33	9%	366
PEACHTREE IMMEDIATE CARE		303	63	17%	366
LAKE EUSTIS HEALTH AND REHABILITATION CENTER		357	8	2%	365
HOLIDAY CVS LLC DBA CVS/PHARMACY #0440		347	16	4%	363
ELMHURST HOSPITAL CENTER	1	331	31	9%	363
ESTERO ISLAND MEDICAL CENTER		287	75	21%	362
HAINES CITY REHABILITATION AND NURSING CENTER		338	24	7%	362
COMMUNITY HEALTH AND REHABILITATION CENTER		297	63	18%	360
NAPHCARE, INC AT MANATEE COUNTY JAIL		333	26	7%	359
AVON PARK PEDIATRICS INC	3	318	38	11%	359
TAVARES PEDIATRICS		302	56	16%	358
The Care Center at Pinellas Park	1	345	12	3%	358
AVANTE AT LEESBURG INC		352	5	1%	357
MANOR CARE OF NAPLES FL LLC		353	4	1%	357
Marshall Health and Rehabilitation Center		307	49	14%	356
RIVERS FAMILY MEDICINE PA		268	87	25%	355
HOLLEY NAVARRE MEDICAL CLINIC		274	80	23%	354
AVENTURA REHAB AND NURSING CENTER		336	17	5%	353
COLLIER COUNTY JAIL		351	2	1%	353
ARGO SENIOR LIVING AT HAVERHILL		332	21	6%	353
VILLAGE AT VIENNA SQUARE,THE	6	329	17	5%	352
FAMILY CARE PARTNERS OF NE FLORIDA LLC		278	74	21%	352
MY CLINICAL LAB		223	129	37%	352
FOUNTAIN INN NURSING & REHABILITATION CTR, INC		345	6	2%	351
The Grove Health and Rehabilitation		327	24	7%	351
CORAL BAY HEALTHCARE AND REHABILITATION	1	338	12	3%	351
JACKSONVILLE VA UNIVERSITY OPC	4	336	10	3%	350
ST JOSEPH'S HOSPITAL LABORATORY		1	346	100%	347
LIFE BRITE	1	328	17	5%	346
VILLAGE PLACE NH LLC		314	32	9%	346
SOUTHWEST ORLANDO FAMILY MEDICINE, PL		287	59	17%	346
HEALTH DESIGNS		332	14	4%	346
SELECT REFERENCE LABORATORIES, LLC	1	333	12	3%	346
USAFSAM/PHE		175	170	49%	345
Avante at St Cloud, Inc.		333	11	3%	344
FLORIDA HEALTH CARE PLANS			344	100%	344
ADVENT HEALTH CENTRA CARE - PALM COAST		80	262	77%	342
GENETIC TECHNOLOGICAL INNOVATIONS, LLC		329	13	4%	342
REGENTS PARK OF BOCA RATON		336	5	1%	341
KEY WEST HEALTH AND REHAB	1	331	8	2%	340
Concordia Village of Tampa AL		335	5	1%	340

COVID-19: testing by laboratory

Data through Apr 29, 2021 verified as of Apr 30, 2021 at 09:25 AM

Data in this report are provisional and subject to change.

The numbers in the table below represent the number of Florida and non-Florida residents for whom test results were received by the Department of Health. A person can be tested by more than one laboratory and can have both positive and negative results. **Therefore, the sum of the numbers in each column will be larger than the total number of people tested.**

Reporting lab	Inconclusive	Negative	Positive	Percent positive	Total
SUNCOAST URGENT CARE		256	84	25%	340
CRONOS CLINICAL LABORATORY	22	227	91	27%	340
PALMS REHABILITATION AND HEALTHCARE CENTER		302	38	11%	340
FRICKS PHARMACY		276	63	19%	339
Surrey Place Healthcare and Rehabilitation		337	2	1%	339
JACKSON PLAZA NURSING & REHAB CENTER	6	323	9	3%	338
LabCorp (Non-Interfaced)	2	129	207	61%	338
DEPARTMENT OF HEALTH BUREAU OF FAMILY		330	8	2%	338
MEDICAL CENTER AT OCEAN REEF,THE		321	17	5%	338
MACCLENNY NURSING AND REHAB		319	18	5%	337
RULEME CENTER	2	304	30	9%	336
POMPANO REHABILITATION AND NURSING CTR		331	5	1%	336
KENNEDY PAIN CLINIC GROUP LLC		301	34	10%	335
MIAMI CEREBRAL PALSY RESIDENTIAL		334	1	0%	335
PHYSICIANS REGIONAL WALK-IN		196	138	41%	334
NORTH PINELLAS STATMED QUICK QUALITY CLINICS		236	97	29%	333
GOOD SAMARITAN SOCIETY-DAYTONA		312	21	6%	333
FLORIDA KEYS PEDIATRICS & ADOLESCENT CENTER		315	18	5%	333
AMERICAN FINNISH NURSING HOME	2	323	8	2%	333
HOSPICE OF LAKE & SUMTER INC	1	323	8	2%	332
EAST RIDGE RETIREMENT VILLAGE		329	3	1%	332
LODGE HEALTH AND REHABILITATION CENTER, THE		298	33	10%	331
DELTONA HEALTH CARE		307	24	7%	331
CITY OF PORT SAINT LUCIE		307	24	7%	331
MANORCARE AT LELY PALMS		323	7	2%	330
ST LUCIE EMPLOYEE HEALTH & WELLNESS CENTER		319	11	3%	330
ROSEN MEDICAL CENTER		287	43	13%	330
Life Care Center at Wells Crossing		309	21	6%	330
EDGEWATER AT WATERMAN VILLAGE,THE		314	16	5%	330
ST JUDE CHILDREN'S RESEARCH HOSPITAL		314	15	5%	329
PEDIATRICS IN BREVARD PA- ROCKLEDGE		283	45	14%	328
Avante at Inverness		325	3	1%	328
WESTCHESTER GARDENS LIMITED PARTNERSHIP		319	9	3%	328
HOLISTIC PEDIATRICS GROUP LLC		304	23	7%	327
ST JAMES HEALTH AND REHABILITATION CENTER		239	87	27%	326
SILVER CREEK SENIOR LIVING COMMUNITY		321	5	2%	326
PIONEER CLINICAL LAB, LLC		212	113	35%	325
SIGNATURE HEALTHCARE AT THE COURTYARD		277	47	15%	324
ENCOMPASS HEALTH REHABILITATION OF SEA PINES		322	1	0%	323
DAYTONA BEACH HEALTH AND REHAB CENTER		320	2	1%	322
LUTHERAN HAVEN		313	9	3%	322
Life Care Center of Sarasota		308	13	4%	321
AVELLINO LAB USA, INC	1	307	13	4%	321
CRYSTAL RIVER HEALTH & REHAB		318	3	1%	321
HEATHER HILL HEALTHCARE CENTER		273	47	15%	320
WILLISTON PEDIATRICS PA	1	280	39	12%	320

COVID-19: testing by laboratory

Data through Apr 29, 2021 verified as of Apr 30, 2021 at 09:25 AM

Data in this report are provisional and subject to change.

The numbers in the table below represent the number of Florida and non-Florida residents for whom test results were received by the Department of Health. A person can be tested by more than one laboratory and can have both positive and negative results. **Therefore, the sum of the numbers in each column will be larger than the total number of people tested.**

Reporting lab	Inconclusive	Negative	Positive	Percent positive	Total
ACCURATE DIAGNOSTIC LABS, INC		302	18	6%	320
West Melbourne Health and Rehabilitation Center		319	1	0%	320
TALLAHASSEE NHHI LLC	1	292	27	8%	320
BIOCEPT		297	22	7%	319
PruittHealth Santa Rosa		225	94	29%	319
Avante at Orlando	1	312	6	2%	319
HUNT CLUB PEDIATRIC ASSOCIATES, P.A.		270	48	15%	318
AFTER HOURS PEDIATRICS INC	1	1	315	99%	317
MEDEXPRESS LUTZ		3	313	99%	316
BAY COUNTY SHERIFFS OFFICE JAIL FACILITY		262	53	17%	315
HCTB INC		258	57	18%	315
CROSS POINTE CARE CENTER	2	307	6	2%	315
GENESIS MEDICAL LABORATORY MIAMI FL.		83	230	73%	313
HOMESTEAD MANOR	2	270	41	13%	313
STATMED QUICK QUALITY CLINIC AT NORTH PINELLAS		66	246	79%	312
CONCIMED LLC		280	32	10%	312
TIERRA PINES CENTER		299	13	4%	312
CENTERSTONE OF FLORIDA		286	26	8%	312
RAPID RELIABLE TESTING NY LLC		299	12	4%	311
APOLLO HEALTH & REHABILITATION		302	7	2%	309
FIRST CHOICE PEDIATRICS INC		272	37	12%	309
OSPREY LODGE		250	59	19%	309
SUNRISE DIAGNOSTIC LABORATORY		253	53	17%	306
PORT CHARLOTTE HMA		271	35	11%	306
SILVERCREST HEALTH AND REHABILITATION CENTER	3	295	8	3%	306
LAKELAND REGIONAL HEALTH SYSTEMS INC		39	266	87%	305
CLARE BRIDGE ORMOND BEACH	1	303			304
ARDEN COURTS OF TAMPA	2	296	6	2%	304
220 GOLDEN, LLC	1	287	16	5%	304
WHITE WILSON MEDICAL IMMEDIATE CARE NICEVILLE		77	226	75%	303
PERSONALIZED GENETIC TESTING	3	200	100	33%	303
SARAPATH DIAGNOSTICS		172	130	43%	302
LAKE PARK OF MADISON		291	11	4%	302
GULF COAST MEDICAL CENTER		296	6	2%	302
PONTE VEDRA GARDENS		299	1	0%	300
ARCPOINT LABS OF ST PETERSBURG		209	91	30%	300
CONSULATE HEALTH CARE OF SAFETY HARBOR		293	7	2%	300
Chatsworth at PGA National, LLC		285	14	5%	299
HIGHLANDS URGENT CARE			299	100%	299
FLORIDA ATLANTIC UNIVERSITY STUDENT HEALTH		247	52	17%	299
HAVEN OF OUR LADY OF PEACE INC		291	8	3%	299
ELLENTON PEDIATRICS PA		280	18	6%	298
BUENA VISTA URGENT CARE		264	34	11%	298
Sunset Point Center		291	6	2%	297
DISCOVERY VILLAGE AT NAPLES		280	17	6%	297
RIVERWOOD HEALTH NH LLC		258	39	13%	297

COVID-19: testing by laboratory

Data through Apr 29, 2021 verified as of Apr 30, 2021 at 09:25 AM

Data in this report are provisional and subject to change.

The numbers in the table below represent the number of Florida and non-Florida residents for whom test results were received by the Department of Health. A person can be tested by more than one laboratory and can have both positive and negative results. **Therefore, the sum of the numbers in each column will be larger than the total number of people tested.**

Reporting lab	Inconclusive	Negative	Positive	Percent positive	Total
BROOKDALE DESTIN		284	12	4%	296
CYPRESS COVE		290	6	2%	296
DE LUNA HEALTH AND REHABILITATION CENTER		273	23	8%	296
ALLIANCE PEDIATRICS PA		288	7	2%	295
BAYA POINTE NURSING AND REHABILITATION		212	83	28%	295
LONGWOOD FAMILY PRACTICE		226	69	23%	295
CONEY ISLAND HOSPITAL	1	281	11	4%	293
USA HEALTH UNIVERSITY HOSPITAL CLINICAL LABORATORY	1	282	10	3%	293
NORTHWEST MEDICAL CENTER CLINICAL LABORATORY		175	118	40%	293
renaissance health and rehabilitation center		266	26	9%	292
JUPITER MEDICAL CENTER URGENT CARE - STUART		223	68	23%	291
BIOIQ		243	48	16%	291
ST VINCENT'S AMBULATORY CARE INC DBA	2	249	39	13%	290
MIDWAY PRIMARY CARE, LLC	11	183	96	33%	290
WESTWOOD HEALTHCARE SNF		243	46	16%	289
AMERICAN ESOTERIC LAB-BIRMINGHAM		285	4	1%	289
Rehabilitation Center for Park Place LLC		278	11	4%	289
STERLING HOUSE OF DELAND		288	1	0%	289
DOCTORS MEMORIAL HOSPITAL		158	131	45%	289
AMERICAN HEALTH ASSOCIATES INC	1	270	18	6%	289
AUBURN UNIVERSITY MEDICAL CLINIC		227	62	21%	289
PALM GARDEN OF GAINESVILLE	2	285	2	1%	289
AMERICAN RESEARCH LABS		249	39	14%	288
Solaris Senior Living North Naples ALF		279	9	3%	288
LAKESIDE NEUROLOGIC		275	13	5%	288
Terrace Health and Rehab		284	4	1%	288
W FRANK WELLS NURSING HOME		258	29	10%	287
HEARTLAND PEDIATRICS OF LAKE PLACID PA	1	251	35	12%	287
ARBOR FACILITY INC		283	4	1%	287
PROFESSIONAL URGENT CARE SERVICES		236	51	18%	287
JACKSONVILLE UNIVERSITY	1	270	15	5%	286
QUICK CARE MED LLC	1	226	59	21%	286
CHIPOLA HEALTH AND REHAB		268	18	6%	286
PALMS FACILITY INC		269	16	6%	285
PROTEUS MOLECULAR AND CLINICAL LAB	1	172	112	39%	285
SIGNATURE HEALTHCARE OF ORANGE PARK		281	4	1%	285
CHIPOLA MEDICAL ASSOCIATES, LLC		207	77	27%	284
MEDICATION ROOMS-CSU/CI NURSE STATION	1	270	13	5%	284
AURORA DIAGNOSTICS BERNHARDT LABORATORIES PATHOLOGY SERVICE		190	93	33%	283
DAVID SCOTT MADWAR MD PA□		254	29	10%	283
LAKE VIEW CARE CENTER AT DELRAY		277	6	2%	283
SANDY PINES	2	237	43	15%	282
EHEALTHSCREENINGS, LLC		282			282
PAVILION FOR HEALTHCARE, THE		279	3	1%	282
WALGREENS 10670		243	37	13%	280
COLLIER PHARMACY		226	54	19%	280

COVID-19: testing by laboratory

Data through Apr 29, 2021 verified as of Apr 30, 2021 at 09:25 AM

Data in this report are provisional and subject to change.

The numbers in the table below represent the number of Florida and non-Florida residents for whom test results were received by the Department of Health. A person can be tested by more than one laboratory and can have both positive and negative results. **Therefore, the sum of the numbers in each column will be larger than the total number of people tested.**

Reporting lab	Inconclusive	Negative	Positive	Percent positive	Total
VETERANS AFFAIRS MEDICAL CENTER - MIAMI		2	278	99%	280
BROWARD NURSING & REHABILITATION CTR	8	258	14	5%	280
HARBOURWOOD	1	272	7	3%	280
JUPITER MEDICAL CENTER URGENT CENTER		231	48	17%	279
AMELIA MEDICAL CARE		121	158	57%	279
BRENTWOOD RETIREMENT COMMUNITY	5	240	34	12%	279
FARAH MEDICAL		263	15	5%	278
LEESBURG PEDIATRICS		242	36	13%	278
WASHINGTON REHAB AND NURSING		267	10	4%	277
PRUITT HEALTH-SANTA ROSA		275	2	1%	277
Crossbreeze care center	1	274	2	1%	277
VILLAGES REGIONAL HOSPITAL SURGERY CENTER LLC, THE		218	58	21%	276
HOSPICE OF ST FRANCIS INC		269	7	3%	276
Chatham Glen Healthcare and Rehabilitation Center		266	9	3%	275
D PEDIATRICS		252	23	8%	275
MILLENNIUM PHYSICIAN GROUP LLC		238	37	13%	275
Glades West Rehabilitation and Nursing Center		266	8	3%	274
NASSAU COUNTY JAIL		229	45	16%	274
BOND CLINIC, PA		202	72	26%	274
FIRST CHOICE PRIMARY CARE		216	56	21%	272
STAR CARE		224	47	17%	271
ATLANTIC URGENT CARE		186	84	31%	270
FAMILY MEDICAL CARE OF PALM BEACH		190	80	30%	270
Premier Place at The Glenview		261	9	3%	270
LEHIGH VALLEY GENOMICS		45	225	83%	270
PBC FIREFIGHTER BENEFIT FUND WELLNESS CENTER		225	45	17%	270
ADVENT HEALTH CARE CENTER	9	246	14	5%	269
DOS OF NORTH SHORES NURSING & REHAB CENTER		269			269
ADVENT HEALTH CENTRA CARE - ORMOND BEACH		113	155	58%	268
SHC College Park		266	2	1%	268
ST MARK VILLAGE	1	261	5	2%	267
SURREY PLACE CARE CENTER		260	7	3%	267
FORT MYERS REHABILITATION AND NURSING CENTER		240	26	10%	266
Cross Gardens Care Center		264	1	0%	265
THE PLAYERS CHAMPIONSHIP		265			265
SERANADES BY SONATA WEST ORANGE		236	29	11%	265
Jacaranda Manor		263	2	1%	265
NADAL PEDIATRICS		217	47	18%	264
NORTH FLORIDA PEDIATRICS - MARIANNA		223	40	15%	263
LAKEVIEW INTERNAL MEDICINE		199	64	24%	263
VI AT BENTLEY VILLAGE HOME CARE		261	1	0%	262
IMA MEDICAL GROUP		183	78	30%	261
CLIFFORD CHESTER SIMS VA NURSING HOME		251	9	3%	260
BRADEN RIVER REHABILITATION CENTER LLC		258	2	1%	260
PATHWAY PHARMACY		216	44	17%	260
CONSULATE HEALTHCARE OF KISSIMMEE		247	12	5%	259

COVID-19: testing by laboratory

Data through Apr 29, 2021 verified as of Apr 30, 2021 at 09:25 AM

Data in this report are provisional and subject to change.

The numbers in the table below represent the number of Florida and non-Florida residents for whom test results were received by the Department of Health. A person can be tested by more than one laboratory and can have both positive and negative results. **Therefore, the sum of the numbers in each column will be larger than the total number of people tested.**

Reporting lab	Inconclusive	Negative	Positive	Percent positive	Total
MIAMI JEWISH HEALTH SYSTEMS, INC	4	244	10	4%	258
AZALEA TRACE		245	13	5%	258
TERRACES OF LAKE WORTH CARE CENTER□		246	12	5%	258
CLINICAL LABS OF HAWAII		254	4	2%	258
FLORIDA WOMAN CARE LABORATORY LLC		232	26	10%	258
ADVENT HEALTH - ORLANDO		195	63	24%	258
SEAVIEW NURSING AND REHABILITATION CENTER		248	10	4%	258
MARTIN MEMORIAL MEDICAL CENTER LAB		128	129	50%	257
Sunnyside Nursing Home		254	3	1%	257
BAYVIEW CENTER		251	6	2%	257
AVANTE AT ORMOND BEACH INC		248	8	3%	256
MARTIN ACQUISITION 1 LLC DBA		241	14	5%	255
TRUE NORTH HEALTH NAVIGATION LLC DBA DISPATCHHEALTH	1	210	44	17%	255
EVENT MED SERVICES LABORATORY		249	5	2%	254
FELLOWSHIP HOME AT THE FAIRWAY LLC		247	7	3%	254
KR at Hillsborough Lakes/Lutz Healthcare		243	10	4%	253
CCS - JOSEPH V CONTE		251	2	1%	253
SHELL POINT VILLAGE MEDICAL CENTER		246	7	3%	253
HOMESTEAD VILLAGE		241	11	4%	252
VETERANS AFFAIRS ORLANDO VA MEDICAL CENTER			252	100%	252
CAREATC CITY OF TAMPA	12	204	35	14%	251
FLORIDA CLINICAL LABORATORY-BIOREFERENCE LABORATORIES		99	152	61%	251
BARTRAM CROSSING		251			251
STUART - FAIRGROUNDS		219	32	13%	251
BUREAU OF CLINICAL LABORATORIES		209	42	17%	251
Consulate Health Care of St. Petersburg		242	7	3%	249
UCC - WELLINGTON		3	246	99%	249
A PLUS PEDIATRICS		218	31	12%	249
OAKBROOK HEALTH AND REHABILITATION CENTER	1	233	14	6%	248
CARRINGTON PLACE OF ST PETE LLC		242	6	2%	248
LAKESIDE HEALTH CENTER		246	2	1%	248
ADVENTHEALTH EXPRESS CARE AT WESLEY CH		218	29	12%	247
FREEDOM SQUARE NURSING CENTER□		235	12	5%	247
Heritage Healthcare at Tallahassee		239	7	3%	246
AVECINA MOBILE		121	125	51%	246
Orchid Cove at Sarasota		245	1	0%	246
SPRINGS AT LAKE POINTE WOODS		244	2	1%	246
ST ANTHONYS REHABILITATION HOSPITAL	9	234	2	1%	245
ROSEWOOD HEALTHCARE & REHABILITATION CENTER		239	6	2%	245
ST AUGUSTINE HEALTH & REHAB CENTER		244	1	0%	245
EDGEWOOD NURSING CENTER		235	10	4%	245
MALABAR/ADVENT CENTRA CARE		48	196	80%	244
REGENTS PARK AT AVENTURA		229	15	6%	244
CARENOW LAKE MARY		45	199	82%	244
BARBARA O'REILLY MD PA		238	5	2%	243
WHITE WILSON MEDICAL CENTER IMMEDIATE CARE		135	108	44%	243

COVID-19: testing by laboratory

Data through Apr 29, 2021 verified as of Apr 30, 2021 at 09:25 AM

Data in this report are provisional and subject to change.

The numbers in the table below represent the number of Florida and non-Florida residents for whom test results were received by the Department of Health. A person can be tested by more than one laboratory and can have both positive and negative results. **Therefore, the sum of the numbers in each column will be larger than the total number of people tested.**

Reporting lab	Inconclusive	Negative	Positive	Percent positive	Total
Flagler Health and Rehabilitation		240	3	1%	243
ESCAMBIA COUNTY JAIL	2	177	63	26%	242
TGH		1	241	100%	242
PADDOCK RIDGE		239	3	1%	242
ARCHER HEALTH VENTURES, LLC		217	25	10%	242
GOOD SAMARITAN CARES		236	5	2%	241
life Care Center of Melbourne		224	17	7%	241
ADVENT HEALTH - PALM HARBOR ER		193	48	20%	241
CLARE BRIDGE OF SARASOTA		238	2	1%	240
WALGREENS 4915	1	214	25	10%	240
SOUTHLAND SUITES OF ORMOND BEACH	4	236			240
PALM GARDEN OF AVENTURA		236	4	2%	240
AMERICAN HOUSE SENIOR LIVING		189	51	21%	240
STERLING HOUSE OF WINTER HAVEN		237	3	1%	240
Avante at Lake Worth, Inc.	1	232	6	3%	239
ORANGE COUNTY HEALTH DEPT		228	11	5%	239
HUNT CLUB PEDIATRIC ASSOCIATES PA		168	70	29%	238
KINDRED HOSPITAL THE PALM BEACHES		232	6	3%	238
FLORIDA HEALTH CARE PLAN INC		2	235	99%	237
SAMIR EBEID MD		214	23	10%	237
Lake Port Square Health Center		219	17	7%	236
ADVANCED MEDICAL GROUP		1	235	100%	236
CAREATC, INC.	1	226	8	3%	235
OAK HAMMOCK AT THE UNIVERSITY OF FLORIDA		229	6	3%	235
BAY TREE CARE AND REHABILITATION CENTER		197	38	16%	235
GUEST HOUSE OCALA, THE		224	10	4%	234
LCS SANDHILL COVE LLC DBA	6	219	9	4%	234
PINELLAS CARE CENTER		197	36	15%	233
ARDEN COURTS OF FORT MYERS		226	7	3%	233
MANDARIN PEDIATRICS		210	23	10%	233
NORTH FLORIDA PEDIATRICS PA - DUVAL		204	29	12%	233
THE RESIDENCE AT TIMBER PINES	4	202	26	11%	232
SOLARIS SENIOR LIVING VERO BEACH		224	8	3%	232
FORT PIERCE HEALTH CARE		225	7	3%	232
Lakewood Nursing Center		198	33	14%	231
Signature healthcare of Jacksonville		226	5	2%	231
GEORGE SAFRAN MD PC		217	14	6%	231
ManorCare Health Services-Palm Harbor	1	229	1	0%	231
CHILDREN MED CARE INC		198	33	14%	231
ST PETERSBURG PEDIATRICS-EAST BAY	1	194	35	15%	230
LYNN HAVEN SPORTS COMPLEX-WALKON CLINIC		21	209	91%	230
SUNLIFE PHARMACY		201	29	13%	230
RIVERSIDE RECOVERY OF TAMPA		228	2	1%	230
FIRSTCARE CLINIC		120	109	48%	229
MEDICAL CONSULTANTS OF FLORIDA LLC	1	193	34	15%	228
ASCENSION MEDICAL GROUP		5	223	98%	228

COVID-19: testing by laboratory

Data through Apr 29, 2021 verified as of Apr 30, 2021 at 09:25 AM

Data in this report are provisional and subject to change.

The numbers in the table below represent the number of Florida and non-Florida residents for whom test results were received by the Department of Health. A person can be tested by more than one laboratory and can have both positive and negative results. **Therefore, the sum of the numbers in each column will be larger than the total number of people tested.**

Reporting lab	Inconclusive	Negative	Positive	Percent positive	Total
MORSELIFE MEMORY CARE RESIDENCE		219	9	4%	228
ARDEN COURTS OF SEMINOLE		186	41	18%	227
ADVENT HEALTH - LAKE NONA		193	34	15%	227
The Ponce Therapy Care Center		223	4	2%	227
BAY VUE NURSING AND REHABILITATION CENTER		216	11	5%	227
PARKS HEALTHCARE & REHABILITATION CTR	4	211	11	5%	226
WIREGRASS DIRECT PRIMARY CARE PLLC□		190	36	16%	226
GATTOLINE ENTERPRISES, INC. DBA FAMILY CARE PHARMACY		184	42	19%	226
ABSOLUTE HEALTH INTERNAL MEDICINE AND PEDIATRICS		200	25	11%	225
BORLAND GROOVER CLINIC	1	187	37	16%	225
NSPIRE HEALTHCARE LAUDERHILL		219	6	3%	225
ALLSOUTH URGENT CARE		52	173	77%	225
DOCTORS MEMORIAL FAMILY MEDICINE	2	155	68	30%	225
PARK MEADOWS HEALTH AND REHABILITATION CENTER		224	1	0%	225
CORAL GABLES NURSING & REHABILITATION CENTER		214	11	5%	225
DISCOVERY VILLAGE AT MELBOURNE		197	27	12%	224
INN AT ASTON GARDENS, THE		216	8	4%	224
CORAL REEF NURSING & REHABILITATION CENTER		216	8	4%	224
VITAS HEALTHCARE CORPORATION OF FL		208	15	7%	223
COLONY CLUB ALF,THE	1	209	13	6%	223
CONSULATE HEALTH CARE OF MELBOURNE		218	5	2%	223
YOUR FAMILY WALK-IN CLINIC		16	207	93%	223
PINNACLES PEDS CARE PA		222			222
Signature Healthcare of Ormond		220	2	1%	222
LAKE REGIONAL URGENT CARE		12	210	95%	222
CCS - PAUL REIN DETENTION FACILITY		156	66	30%	222
VIERA DEL MAR HEALTH AND REHABILITATION CENTER		209	12	5%	221
MCW MENTAL HEALTH LLC		217	4	2%	221
Kindred Hospital South Florida Hollywood SNU		213	8	4%	221
FLAGLER COUNTY DETENTION CENTER		208	13	6%	221
SACRED HEART HEALTH SYSTEM INC		184	37	17%	221
BENDERSON FAMILY SKILLED NURSING AND□		204	17	8%	221
XPRESS URGENT CARE- PORT ST. LUCIE		85	135	61%	220
SUPERIOR RESIDENCES OF PANAMA CITY BEACH		213	7	3%	220
Boynton Beach Rehabilitation Center	2	213	5	2%	220
CONCORD LIFE SCIENCES LLC	2	201	17	8%	220
ESCAMBIA COUNTY JAIL DETENTION DIVISION		215	5	2%	220
VILLA MARIA WEST SKILLED NURSING FACILITY		211	8	4%	219
WOOD LAKE HEALTH AND REHABILITATION CENTER		219			219
FEDERATION CCRC OPERATIONS CORP		217	2	1%	219
Avante at Melbourne		214	5	2%	219
ADVENT HEALTH CENTRA CARE - DAYTONA BEACH		94	125	57%	219
MATHISON RETIREMENT COMMUNITY, INC	1	208	10	5%	219
ANGELS DIAGNOSTIC GROUP		174	45	21%	219
BVM THE BRIDGES LLC		215	2	1%	217
ST. CLOUD REGIONAL MEDICAL CENTER		199	18	8%	217

COVID-19: testing by laboratory

Data through Apr 29, 2021 verified as of Apr 30, 2021 at 09:25 AM

Data in this report are provisional and subject to change.

The numbers in the table below represent the number of Florida and non-Florida residents for whom test results were received by the Department of Health. A person can be tested by more than one laboratory and can have both positive and negative results. **Therefore, the sum of the numbers in each column will be larger than the total number of people tested.**

Reporting lab	Inconclusive	Negative	Positive	Percent positive	Total
MACTOWN, INC		215	2	1%	217
KENILWORTH CARE & REHABILITATION CENTER		200	17	8%	217
MEASE COUNTRYSIDE HOSPITAL		2	215	99%	217
LAKE PORT SQUARE		200	17	8%	217
THE MANOR AT CARPENTERS		185	32	15%	217
BROOKDALE ATRIM WAY		210	6	3%	216
PEDIATRIC SPECIALISTS MEDICAL GROUP	1	192	23	11%	216
FLORIDA MEDICAL CLINIC LLC		141	75	35%	216
JUNO DERMATOLOGY LLC		197	18	8%	215
The Waterford		212	3	1%	215
BONITA PHARMACY		195	20	9%	215
Taylor Care Center		210	5	2%	215
GATEWAY/ADVENT CENTRA CARE	1	24	190	88%	215
SOUTH BALDWIN REGIONAL MEDICAL CENTER		201	14	7%	215
BLOCK, NATION, CHASE, AND SMOLEN FAMILY MEDICINE		157	57	27%	214
Sunrise Health and Rehabilitation Center		206	8	4%	214
KEY LARGO - LARGO CARGO		193	21	10%	214
MIAMI VA HEALTHCARE SYSTEM			214	100%	214
CONSULATE HEALTH CARE OF WINTER HAVEN		209	4	2%	213
POCONO MEDICAL CENTER		212	1	0%	213
UNIVERSITY OF MIAMI		78	135	63%	213
San Jose Health & Rehabilitation		207	6	3%	213
Consulate Healthcare of West Palm Beach		197	16	8%	213
BOCA RATON REHABILITATION CENTER	4	205	4	2%	213
LIFE CARE CENTER OF PORT ST. LUCIE		201	12	6%	213
RITE MEDICAL CARE PC		209	3	1%	212
LABCORP BURLINGTON	1	157	54	25%	212
FULGENT GENETICS	3	166	43	20%	212
HEALTH FIRST - HOLMES REGIONAL MEDICAL CENTER		32	180	85%	212
Bayside Health and Rehabilitation		181	31	15%	212
HEALTHPOINT MED GRP OF THE EMERALD COAST LLC		174	37	18%	211
CENTRAL FLORIDA HEALTH SERVICES		173	37	18%	210
ARDEN COURTS OF DELRAY BEACH FL LLC	3	197	10	5%	210
GLENRIDGE ON PALMER RANCH,THE		202	8	4%	210
GOOD SAMARITAN SOCIETY OF DELAND		199	11	5%	210
Royal Oaks Nursing and Rehab		209	1	0%	210
CLERMONT URGENT CARE		1	209	100%	210
PATRIOT MEDICAL LABORATORIES		201	8	4%	209
HOSPITAL FOR SPECIAL SURGERY		206	3	1%	209
Whispering Oaks	11	175	23	11%	209
PALMS MEDICAL GROUP HIGH SPRINGS		174	35	17%	209
TUSCAN GARDENS OF PALM COAST		203	6	3%	209
Nspire Health Care Kendall		199	10	5%	209
The Palace Nursing and Rehabilitation Center		209			209
Hampton Court Nursing and Rehabilitation Center		206	2	1%	208
LAB CORP	1	120	87	42%	208

COVID-19: testing by laboratory

Data through Apr 29, 2021 verified as of Apr 30, 2021 at 09:25 AM

Data in this report are provisional and subject to change.

The numbers in the table below represent the number of Florida and non-Florida residents for whom test results were received by the Department of Health. A person can be tested by more than one laboratory and can have both positive and negative results. **Therefore, the sum of the numbers in each column will be larger than the total number of people tested.**

Reporting lab	Inconclusive	Negative	Positive	Percent positive	Total
HIALEAH SHORES NURSING AND REHAB CENTER		199	8	4%	207
FLORIDA DEPARTMENT OF HEALTH IN TAYLOR COUNTY	1	163	43	21%	207
ALL SEASONS NAPLES LLC□		198	8	4%	206
NEW YORK CITY DEPARTMENT OF HEALTH & MENTAL		171	35	17%	206
VILLAGE PEDIATRICS LLC		175	31	15%	206
TARPON POINT NURSING AND REHABILITATION CENTER		203	3	1%	206
MIRACLE HILL NURSING & REHABILITATION CENTER INC		200	6	3%	206
REGENCY PARK		188	18	9%	206
EDWARD J HEALEY REHAB & NURSING CENTER		205			205
WORKPLACE SCREENING INTELLIGENCE			205	100%	205
Cross Terrace REhabilitation		203	2	1%	205
PCB CLINIC		159	45	22%	204
PALM HARBOR FAMILY PRACTICE & WALK-IN		157	47	23%	204
SENIOR LIVING VII TAMPA LLC□	1	194	9	4%	204
PATHGROUP LABS LLC		97	107	52%	204
JACKSON COUNTY HEALTH DEPARTMENT		153	50	25%	203
BROOKDALE OF SPRING HILL	9	192	2	1%	203
JACKSONVILLE NURSING AND REHAB CENTER		195	8	4%	203
POLK COUNTY HEALTH DEPARTMENT		178	24	12%	202
ADVENT HEALTH CENTRA CARE - APOPKA NORTH		172	30	15%	202
BARKLEY PLACE	1	196	5	2%	202
VAMC WEST PALM LAB		5	196	98%	201
AMA MEDICAL GROUP LLC		169	32	16%	201
Governors Creek Health and Rehabilitation	1	198	2	1%	201
HERITAGE HEALTHCARE AND REHABILITATION CENTER		195	5	3%	200
ADVENT HEALTH - CARROLLWOOD	4	169	26	13%	199
AVANTE OF BOCA RATON		198	1	1%	199
GRACE PEDIATRICS		168	31	16%	199
NSPIRE HEALTHCARE TAMARAC		158	40	20%	198
NO FLORIDA PEDIATRICS, PA		171	27	14%	198
DOLPHIN POINTE HEALTH CARE LLC		175	23	12%	198
LAUREL POINT CARE ACQUISITION LLC DBA SANDGATE GARDENS REHAB AND NURSI		171	27	14%	198
DEPARTMENT OF HEALTH & HUMAN SERVICES		198			198
Lehigh Acres Health and Rehabilitation		186	12	6%	198
PALM GARDEN OF PINELLAS		197			197
NADAL PEDIATRICS - VICTORIA STREET (3385)		167	30	15%	197
RIVERWOOD CENTER,THE□		186	10	5%	196
ABBIEJEAN RUSSELL CARE CENTER□		195	1	1%	196
BRUCE S WEST MD	1	193	1	1%	195
Heritage Park Rehabilitation & Healthcare		177	18	9%	195
BAYA URGENT CARE LLC		165	30	15%	195
CARE CENTERS OF NASSAU		191	3	2%	194
MD NOW MEDICAL CENTERS INC		152	42	22%	194
BEACON AT GULF BREEZE, THE	2	181	11	6%	194
JEFFERSON COUNTY HEALTH DEPARTMENT-MONTICELLO		152	41	21%	193
SUMMERFIELD EMERGENCY ROOM		146	47	24%	193

COVID-19: testing by laboratory

Data through Apr 29, 2021 verified as of Apr 30, 2021 at 09:25 AM

Data in this report are provisional and subject to change.

The numbers in the table below represent the number of Florida and non-Florida residents for whom test results were received by the Department of Health. A person can be tested by more than one laboratory and can have both positive and negative results. **Therefore, the sum of the numbers in each column will be larger than the total number of people tested.**

Reporting lab	Inconclusive	Negative	Positive	Percent positive	Total
HIGHLANDS LAKE CENTER		188	5	3%	193
CHARTER SENIOR LIVING OF PANAMA CITY BEACH		172	21	11%	193
WALGREENS #06012		169	24	12%	193
SARNO EXTENDED HOURS		124	69	36%	193
VIPEDIATRICS PLLC		177	16	8%	193
FINLAY CLINICAL LABORATORY INC	1	39	153	79%	193
CYPRESS POINT LIVING, LLC		177	15	8%	192
FLORIDA HEALTH CARE PLANS INC		2	190	99%	192
KINDRED HOSPITAL MELBOURNE	1	185	6	3%	192
FIRST CHOICE PEDIATRICS SEMORAN		98	94	49%	192
GEORGIA DEPARTMENT OF PUBLIC HEALTH	1	5	186	97%	192
CVS		48	143	75%	191
HEALTH LINK DIAGNOSTIC LABORATORIES		182	9	5%	191
Belleair Healthcare Center		184	6	3%	190
GLADES HEALTH CARE CENTER		187	3	2%	190
EMBRY RIDDLE AERONAUTICAL UNIVERSITY HEALTH SERVICES		1	189	99%	190
NEO GENOMICS - FORT MYERS	1	183	6	3%	190
MAGNOLIA DIAGNOSTICS, LLC	4	158	28	15%	190
The Inn at Sarasota Bay Club		186	3	2%	189
PHYSICIANS REGIONAL MEDICAL CENTER - PINE RIDGE		20	169	89%	189
LAKE WALES OPERATING GROUP LLC		184	5	3%	189
TUSCAN GARDENS OF VENETIA MANAGEMENT COMPANY		175	14	7%	189
VIERA MANOR ASSISTED LIVING RESIDENCE		182	7	4%	189
CANTERFIELD OF OCALA, LLC		178	11	6%	189
HAWKINS FAMILY MEDICINE LLC	1	136	51	27%	188
OCEAN REEF MEDICAL CENTER		150	38	20%	188
NIGHT LITE PEDIATRICS WINTER GARDEN		144	44	23%	188
LIFE CARE CENTER OF ALTAMONTE SPRINGS		157	31	16%	188
WOMEN'S CARE FLORIDA LABORATORY		183	5	3%	188
BENTON HOUSE AT OAKLEAF		158	30	16%	188
ZON BEACHSIDE LLC		151	37	20%	188
SUNY UPSTATE MEDICAL UNIVERSITY		173	15	8%	188
BRANDON COMMUNITY HEALTH CENTER		161	26	14%	187
NORTH BEACH REHABILITATION CENTER		185	2	1%	187
US MEDICAL CARE, INC		164	23	12%	187
WEST COAST FAMILY MEDICAL CARE		152	35	19%	187
PLANTATION NURSING & REHAB CENTER		187			187
ANTHEM LAKES LLC		151	35	19%	186
CSL PLASMA		31	155	83%	186
PEDIATRICS OF GREATER ORLANDO		157	28	15%	185
AMERICAN FAMILY MEDICAL LLC		142	43	23%	185
ADVENT		172	13	7%	185
BAPTIST HEALTH PRIMARY CARE	1	134	50	27%	185
CANTERFIELD OF CLAY COUNTY		147	38	21%	185
ROSECASTLE OF ZEPHRHILLS		182	3	2%	185
NO FLORIDA PEDIATRICS, PA - BRADFORD		155	30	16%	185

COVID-19: testing by laboratory

Data through Apr 29, 2021 verified as of Apr 30, 2021 at 09:25 AM

Data in this report are provisional and subject to change.

The numbers in the table below represent the number of Florida and non-Florida residents for whom test results were received by the Department of Health. A person can be tested by more than one laboratory and can have both positive and negative results. **Therefore, the sum of the numbers in each column will be larger than the total number of people tested.**

Reporting lab	Inconclusive	Negative	Positive	Percent positive	Total
SEMINOLE TRIBE OF FLORIDA		154	31	17%	185
PPC-LAB EDI ORCHARD BI		176	9	5%	185
ARDEN COURTS OF LARGO FL, LLC		162	22	12%	184
ST. JAMES BAY HEALTH AND REHABILITATION CENTER		183	1	1%	184
PRIMECARE OF DOTHAN		130	54	29%	184
Fouraker Hills Rehab and Nursing		175	9	5%	184
BROOKDALE ORANGE PARK		182	2	1%	184
BAY EDUCATORS WELLNESS CENTER		126	57	31%	183
EXOSOME DIAGNOSTICS	1	163	19	10%	183
ADVENT HEALTH CENTRA CARE - WESLEY CHAPEL		13	170	93%	183
HEARTLAND SOUTH JACKSONVILLE OF JACKSONVILLE FL ,		182			182
Emory L Bennett State Veterans Nursing Home		178	3	2%	181
RDV SPORTSPLEX PEDIATRICS		153	28	15%	181
BRIGHTON EGGERT PHARMACY INC		173	7	4%	180
STERLING HOUSE OF PUNTA GORDA		179	1	1%	180
MINUTECLINIC DIAGNOSTIC OF TEXAS, LLC		163	17	9%	180
EAST NEW YORK DIAGNOSTIC AND TREATMENT		171	9	5%	180
NORTH FLORIDA INTERNAL MEDICINE PA		145	34	19%	179
WALGREENS #04809	1	157	21	12%	179
GULFCOAST PEDIATRICS		168	11	6%	179
QUEENS HOSPITAL CENTER	1	167	10	6%	178
LAKEVIEW TERRACE RETIREMENT COMMUNITY		159	19	11%	178
KINDRED HOSPITAL - SOUTH FLORIDA		174	4	2%	178
CAYUGA MEDICAL CENTER AT ITHACA		173	5	3%	178
WEST		158	20	11%	178
MID FLORIDA PATHOLOGY LLC MOBILE UNIT #4		125	53	30%	178
PEDIATRIC ASSOCIATES AT ARGYLE PA		171	7	4%	178
MOBILE INFIRMARY MED CENTER PATH LAB		163	15	8%	178
QUALITY URGENT CARE AND WELLNESS PL	3	127	47	27%	177
TRADITION MEDICAL CENTER LABORATORY		55	122	69%	177
ADVENT HEALTH CENTRA CARE - CARROLLWOOD		5	172	97%	177
ROSECASTLE OF CITRUS		147	30	17%	177
FLORIDA DEPARTMENT OF HEALTH IN ALACHUA COUNTY -		162	14	8%	176
FHMG-FLORIDA HOSPITAL MEDICAL GROUP		150	26	15%	176
ASTON GARDENS AT PELICAN MARSH		169	7	4%	176
GENE BY GENE		61	115	65%	176
ORLANDO HEALTH EMERGENCY DEPARTMENT		163	12	7%	175
Madison Health and Rehabilitation Center		139	36	21%	175
COASTAL INTERNAL MEDICINE		134	40	23%	174
ARDEN COURTS OF PALM HARBOR		154	20	11%	174
ANCHOR CARE AND REHABILITATION CENTER		173	1	1%	174
CENTRAL FLORIDA HEALTHCARE GROUP LLC		151	23	13%	174
MERCY MEDICAL URGENT CARE CENTER INC		118	56	32%	174
Signature Healthcare of Palm Beach		172	2	1%	174
BAYCARE HEALTH SYSTEMS	1	6	167	96%	174
KINDRED HOSPITAL SOUTH FLORIDA		138	35	20%	173

COVID-19: testing by laboratory

Data through Apr 29, 2021 verified as of Apr 30, 2021 at 09:25 AM

Data in this report are provisional and subject to change.

The numbers in the table below represent the number of Florida and non-Florida residents for whom test results were received by the Department of Health. A person can be tested by more than one laboratory and can have both positive and negative results. **Therefore, the sum of the numbers in each column will be larger than the total number of people tested.**

Reporting lab	Inconclusive	Negative	Positive	Percent positive	Total
URGENT CARE OF THE PALM BEACHES, NORTH PALM BEACH			172	100%	172
SUWANNEE VALLEY NURSING CENTER		158	14	8%	172
FORT WALTON REHABILITATION CENTER		133	39	23%	172
WOODBIDGE FACILITY INC		166	6	3%	172
BROOKDALE FORT MYERS THE COLONY		167	4	2%	171
HAZELDEN FLORIDA	1	163	7	4%	171
SOMERBY LAKE NONA		164	7	4%	171
TERRACE AT HOBE SOUND, THE	1	158	12	7%	171
WILTON MANORS HEALTH & REHABILITATION CENTER		160	9	5%	169
MINUTECLINIC DIAGNOSTIC		159	10	6%	169
Life Care Center of Orlando		164	5	3%	169
FLORIDA DEPARTMENT OF HEALTH IN WALTON COUNTY		153	16	9%	169
FINNISH AMERICAN REST HOME-ALF		167	2	1%	169
HEARTLAND HEALTHCARE AND REHAB CENTER		146	23	14%	169
WESLEY HAVEN VILLA	1	132	35	21%	168
PANAMA CITY DEVELOPMENTAL CENTER□		168			168
ADVENT HEALTH CENTRA CARE - TEMPLE TERRACE	1	104	63	38%	168
MEADOWCREST FAMILY PHYSICIANS		98	69	41%	167
OSPREY VILLAGE AT AMELIA ISLAND LTD		157	10	6%	167
ANYLABTEST NOW		158	8	5%	166
Peninsula Care and Rehab		154	12	7%	166
BROOKDALE BONITA SPRINGS		162	3	2%	165
CITRUS HEALTH AND REHAB		132	33	20%	165
THE ARLINGTON OF NAPLES INC.		162	3	2%	165
NORTH PORT REHABILITATION AND NURSING CENTER□		163	1	1%	164
WRIGHTS HEALTH CARE AND REHABILITATION CENTER		134	30	18%	164
KRYSTAL BAY NURSING AND REHABILITATION		158	6	4%	164
BRADENTON HEALTH CARE		163			163
ADVENTHEALTH MEDICAL GROUP FAMILY MEDICINE AT		123	40	25%	163
NEMOURS CHILDREN'S URGENT CARE		80	83	51%	163
PRECISION GENETICS, INC		157	6	4%	163
TRI COUNTY NURSING HOME		162	1	1%	163
HOSPICE OF THE TREASURE COAST		158	5	3%	163
ATMORE COMMUNITY HOSPITAL LABORATORY		134	29	18%	163
HARBOR BEACH NURSING AND REHABILITATION CENTER		137	26	16%	163
PROMPT CARE OF CENTRAL FLORIDA			163	100%	163
SOUTH GEORGIA MEDICAL CENTER		110	52	32%	162
JPR URGENT MEDICAL CARE		157	5	3%	162
MAINSTREAM DIAGNOSTIC LABORATORY LLC		136	25	16%	161
DESOTO PALMS ALF		155	6	4%	161
ISLAND HEALTH AND REHABILITATION CENTER		159	2	1%	161
ALLCARE MEDICAL CENTERS PC		137	24	15%	161
WALTON PLACE		161			161
TUSCAN ISLE CHAMPIONSGATE OP CO LLC		158	2	1%	160
GRAVITY DIAGNOSTICS		56	104	65%	160
ARCADIA HEALTH AND REHABILITATION CENTER		100	60	38%	160

COVID-19: testing by laboratory

Data through Apr 29, 2021 verified as of Apr 30, 2021 at 09:25 AM

Data in this report are provisional and subject to change.

The numbers in the table below represent the number of Florida and non-Florida residents for whom test results were received by the Department of Health. A person can be tested by more than one laboratory and can have both positive and negative results. **Therefore, the sum of the numbers in each column will be larger than the total number of people tested.**

Reporting lab	Inconclusive	Negative	Positive	Percent positive	Total
F&T MEDICAL RESEARCH, INC		160			160
GREENBRIAR REHABILITATION AND NURSING CENTER	1	159			160
KEYSTONE REHAB		160			160
BROOKDALE PENSACOLA		158	1	1%	159
POINTE, THE		131	28	18%	159
WUESTHOFF REF LABORATORY			158	100%	158
CITRUS MEMORIAL HOSPITAL			158	100%	158
GARDENS HEALTH NH LLC		154	3	2%	157
BIGGERS FAMILY MEDICINE PA	1	142	14	9%	157
DOCTORS MEMORIAL FAMILY PRACTICE	2	119	36	23%	157
TIMBERRIDGE NURSING HOME & REHAB		123	34	22%	157
GRAND AVE PHARMACY		112	45	29%	157
ALL FLORIDA FAMILY AND SPORTS MEDICINE		134	23	15%	157
CHERRY OAK PALM BEACH COUNTY		149	8	5%	157
PROVIDENCE HOSPITAL LABORATORY		147	9	6%	156
Englewood Healthcare and Rehab		141	15	10%	156
WALGREENS 6221		138	18	12%	156
COCOA BEACH/ADVENT CENTRA		41	114	74%	155
MINUTECLINIC DIAGNOSTIC OF SOUTH CARO		131	24	15%	155
DIAMOND RIDGE		147	8	5%	155
PHYSICIAN PARTNERS PERRY		91	64	41%	155
AMERICAN HOUSE COCONUT POINT		134	21	14%	155
FAMILY EXTENDED CARE OF CENTRAL TAMPA		137	18	12%	155
FAWCETT MEMORIAL HOSPITAL-LAB		39	115	75%	154
PRUITT HEALTH		152	2	1%	154
CORE BIO LABS		76	78	51%	154
PALMETTO FACILITY INC	1	153			154
CARE RESOURCE COMMUNITY HEALTH CENTERS INC		147	7	5%	154
SUNNY HILLS ALF OF SEBRING INC		140	13	8%	153
CRANE CENTER		121	31	20%	152
GABISA MEDICAL LLC		151	1	1%	152
CLEARWATER STATMED QUICK QUALITY CLINICS		43	109	72%	152
WILLOW BROOKE COURT AT AZALEA TRACE		149	3	2%	152
MAGNOLIA MEDICAL CLINIC		41	111	73%	152
LABORATORY OF FLORIDA		97	55	36%	152
NAPHCARE, INC.		142	10	7%	152
AEGIS MEDICAL GROUP		127	24	16%	151
ORANGE COUNTY CORRECTIONS HEALTH SERVICES		121	30	20%	151
Centre Pointe Health and Rehabilitation Center		140	11	7%	151
PALM BEACH COUNTY HEALTH DEPT LAB	4	140	7	5%	151
NAVARRA GARDENS LLC		126	25	17%	151
ADVENTHEALTH HOSPICE CARE CENTRAL FLORIDA		147	4	3%	151
REGENCY OAKS HEALTH CENTER		149	2	1%	151
OCALA CBOC		143	8	5%	151
TGH URGENT CARE - SEMINOLE			151	100%	151
FAWCETT MEMORIAL HOSPITAL LABORATORY			151	100%	151

COVID-19: testing by laboratory

Data through Apr 29, 2021 verified as of Apr 30, 2021 at 09:25 AM

Data in this report are provisional and subject to change.

The numbers in the table below represent the number of Florida and non-Florida residents for whom test results were received by the Department of Health. A person can be tested by more than one laboratory and can have both positive and negative results. **Therefore, the sum of the numbers in each column will be larger than the total number of people tested.**

Reporting lab	Inconclusive	Negative	Positive	Percent positive	Total
REFUAH HEALTH CENTER LABORATORY		143	8	5%	151
SONATA COCONUT CREEK	2	125	23	15%	150
The Crossroads		149	1	1%	150
MD NOW MEDICAL CENTERS, INC.		116	34	23%	150
Lakeside Oaks Care Center		146	4	3%	150
CROSSWINDS HEALTH AND REHABILITATION CENTER	1	147	2	1%	150
GOLD CHOICE SENIOR COMMUNITIES		109	41	27%	150
MACKOUL PEDIATRICS FORT MYERS		130	19	13%	149
LEE MEMORIAL HEALTH SYSTEM HEALTH FAIR		143	6	4%	149
PRECISION HEALTH RESOURCES, LLC	1	133	15	10%	149
OAKHURST CENTER		142	7	5%	149
OPPENHEIMER PLASTIC SURGERY LLC		144	5	3%	149
MEMORY CARE OF NAPLES		147	1	1%	148
MED COMP SCIENCES		3	145	98%	148
LIFE CARE CENTER OF JACKSONVILLE		127	21	14%	148
ST JOHNS COUNTY DETENTION CENTER		148			148
ALLIANCE PEDIATRICS		116	32	22%	148
MILLENNIUM LAB SERVICES			148	100%	148
East Bay Rehabilitation Center		113	35	24%	148
SEAGRASS VILLAGE FLEMING ISLAND		111	37	25%	148
PROVISTA DIAGNOSTICS, INC		144	3	2%	147
DAYSRING VILLAGE		125	22	15%	147
SANIBEL INTERNAL MEDICINE, LLC		142	5	3%	147
CORNERSTONE MEDICAL CARE OF BRANDON PL		119	28	19%	147
CLINICA HISPANA		1	146	99%	147
MINUTECLINIC LLC #4987		129	17	12%	146
Quail Run Health Care Center		146			146
BOSTON RED SOX CLUB LP		144	2	1%	146
WINDSOR OF LAKEWOOD RANCH,THE		144	2	1%	146
WEDGEWOOD HEALTHCARE CENTER		94	52	36%	146
DAYSRING SENIOR LIVING LLC		143	2	1%	145
REGENCY CARE OF BLOUNTSTOWN LLC		135	10	7%	145
ADVENTHEALTH CENTRA CARE PONCIANA	1	81	63	43%	145
BROOKDALE CAPE CORAL		145			145
NCRNC INC		140	4	3%	144
WILLOWBROOKE COURT AT ST ANDREWS ESTATES		139	5	3%	144
KINDRED HOSPITAL NORTH FLORIDA	3	133	8	6%	144
LONGWOOD CARDIOLOGY			144	100%	144
LANDMARK HOSPITAL SOUTHWEST FLORIDA LLC		138	5	3%	143
OHI WEST INC		130	13	9%	143
OAKS OF KISSIMMEE HEALTH AND REHABILITATION CENTER		140	3	2%	143
MV MEDICAL PRACTICE DBA PRIMARY URGENT CARE		136	7	5%	143
SMILEY MEDICAL GROUP		108	35	24%	143
FG RAPID		138	5	3%	143
JEFFERY WEINZWEIG		2	141	99%	143
Summit Medical Group		130	12	8%	142

COVID-19: testing by laboratory

Data through Apr 29, 2021 verified as of Apr 30, 2021 at 09:25 AM

Data in this report are provisional and subject to change.

The numbers in the table below represent the number of Florida and non-Florida residents for whom test results were received by the Department of Health. A person can be tested by more than one laboratory and can have both positive and negative results. **Therefore, the sum of the numbers in each column will be larger than the total number of people tested.**

Reporting lab	Inconclusive	Negative	Positive	Percent positive	Total
SACRED HEART MEDICAL GROUP URGENT CARE		116	26	18%	142
DB MD		126	16	11%	142
LabCorp L#09258090 M#09258105		74	67	48%	141
RESEARCH CENTERS OF AMERICA, LLC		117	24	17%	141
TURNING POINT OF TAMPA		133	8	6%	141
NOVARI CARE LLC		97	44	31%	141
GATEWAY CARE CENTER		139	2	1%	141
PORT ST LUCIE REHABILITATION AND HEALTHCARE		98	43	30%	141
UNITED CLINICAL LABORATORIES		132	9	6%	141
GRAND VILLA OF ORMOND BEACH		134	6	4%	140
GRAND OAKS HEALTH & REHABILITATION		138	1	1%	139
JOHN KNOX VILLAGE OF CENTRAL FLORIDA		134	5	4%	139
Gulf Coast Healthcare (Longwood Health and Rehab		118	21	15%	139
ARDEN COURTS OF LELY PALMS		137	2	1%	139
CARENOW URGENT CARE - LAKE MARY			139	100%	139
COASTAL DETOX		135	3	2%	138
AMERICAN PATHOLOGY PARTNERS		136	2	1%	138
DIAGNOSTIC LABORATORY OF OKLAHOMA		112	26	19%	138
HIGHLANDS MEDICAL CENTER		135	3	2%	138
ADVENT HEALTH CENTRA CARE - CITRUS PARK		9	129	93%	138
Lakeside Nursing and Rehabilitation Center	1	112	25	18%	138
MANOR AT BLUEWATER BAY		131	7	5%	138
NORTHEAST FLORIDA STATE HOSP-NURSING		137	1	1%	138
AHEC CLINIC		8	130	94%	138
MANOR CARE OF PALM HARBOR		135	3	2%	138
ADVENT HEALTH CENTRA CARE - DELAND		28	110	80%	138
WELLNOW URGENT CARE PC		135	2	1%	137
CLARE BRIDGE OF CAPE CORAL	1	136			137
DOCTOR'S IN HOUSE LABORATORY		18	119	87%	137
GRAND VILLA OF LAKELAND		131	6	4%	137
HARBORCHASE OF VERO BEACH	1	117	19	14%	137
SPRING HAVEN RETIREMENT	1	133	3	2%	137
A2Z DIAGNOSTICS		136	1	1%	137
ARIZONA DEPARTMENT OF HEALTH SERVICES		5	131	96%	136
ADVENT HEALTH CENTRA CARE - ORANGE CITY	1	53	82	60%	136
LONGWOOD HEALTH AND REHABILITATION CENTER		124	12	9%	136
SONATA DELRAY BEACH		125	11	8%	136
OAKS OF CLEARWATER, THE		132	3	2%	135
PEDIATRIC CARE CENTER		135			135
SONATA WEST		133	2	1%	135
LABCORP RTP		54	81	60%	135
PACIFICA SUNRISE		127	8	6%	135
IRL MARKET LAB ALACHUA		104	31	23%	135
MINUTECLINIC DIAGNOSTIC OF NORTH CAROL		110	25	19%	135
SEVEN HILLS HEALTH AND REHABILITATION CENTER		118	16	12%	134
SANDALWOOD NURSING CENTER		127	7	5%	134

COVID-19: testing by laboratory

Data through Apr 29, 2021 verified as of Apr 30, 2021 at 09:25 AM

Data in this report are provisional and subject to change.

The numbers in the table below represent the number of Florida and non-Florida residents for whom test results were received by the Department of Health. A person can be tested by more than one laboratory and can have both positive and negative results. **Therefore, the sum of the numbers in each column will be larger than the total number of people tested.**

Reporting lab	Inconclusive	Negative	Positive	Percent positive	Total
SOUTH CAMPUS FACILITY INC		122	12	9%	134
SUNY UPSTATE OVERFLOW LABORATORY		134			134
BIODESIX, INC.		102	32	24%	134
STEWART MEDICAL GROUP		34	100	75%	134
SONNIS PEDIATRICS PA		118	16	12%	134
ADVANCED MEDICAL CENTER		86	48	36%	134
ST PETERSBURG PEDIATRICS-MLK JUNIOR BLVD		123	10	8%	133
VITAS HEALTHCARE		122	11	8%	133
The Crossings		131	2	2%	133
ROHR HOME		127	5	4%	132
LAKELAND REGIONAL HEALTH LAKE MIRIAM	3	87	42	32%	132
VITAS HEALTHCARE CORPORATION OF FLORIDA		128	4	3%	132
CENTRACARE		18	114	86%	132
ALTERNATIVE LIVING, INC DBA TWIN CITIES PAVILION		129	3	2%	132
THE REHABILITATION CENTER OF LAKE CITY		127	5	4%	132
AMERICAN HOUSE-BONITA SPRINGS		131	1	1%	132
BAY REGIONAL URGENT CARE	1	88	43	33%	132
DIATHERIX LABORATORIES		75	56	43%	131
INTEGRATED REGIONAL LABORATORIES		119	12	9%	131
PEDIATRIC SERVICES AND BREATHING CENTER PA		102	29	22%	131
Alhambra Health and Rehabilitation		131			131
THE WELLNESS CENTER AT LAKEWOOD RANCH		43	88	67%	131
OMNI HEALTHCARE, INC		124	7	5%	131
FOUNTAINS OF HOPE LLC, THE		130	1	1%	131
COQUINA CENTER		125	5	4%	130
MEYER PEDIATRICS		114	16	12%	130
CHARLES CROFT MD	1	127	2	2%	130
MOOSEHAVEN LIFE CARE CENTER		130			130
ARDEN COURTS OF WEST PALM BEACH		125	5	4%	130
MICRO PATH LABORATORIES INC		127	3	2%	130
PANCARE HEALTH GULF COUNTY		101	28	22%	129
SIGNATURE HEALTHCARE OF PORT CHARLOTTE		122	7	5%	129
QUICK CARE MED PL CR		80	49	38%	129
ARBOR TERRACE SAN JOSE LLC	3	124	2	2%	129
BMHSI-AEL MICROBIOLOGY LABORATORY	2	102	25	19%	129
SUNRISE SENIOR LIVING OF JACKSONVILLE		120	9	7%	129
TRI-COUNTY NURSING HOME		117	12	9%	129
LIFESTREAM BEHAVIORIAL CENTER		104	25	19%	129
SUMMIT MEDICAL GROUP PA		116	12	9%	128
SOLARIS SENIOR LIVING OF MERRITT ISLAND		123	5	4%	128
VIERA VA OPC		123	5	4%	128
PANAMA PHARMACY	3	107	18	14%	128
MORTON PLANT HOSPITAL NURSING		2	126	98%	128
SURFSIDE URGENT CARE		105	23	18%	128
TGH URGENT CARE - TYRONE		3	125	98%	128
VILLAGE ON THE ISLE		122	6	5%	128

COVID-19: testing by laboratory

Data through Apr 29, 2021 verified as of Apr 30, 2021 at 09:25 AM

Data in this report are provisional and subject to change.

The numbers in the table below represent the number of Florida and non-Florida residents for whom test results were received by the Department of Health. A person can be tested by more than one laboratory and can have both positive and negative results. **Therefore, the sum of the numbers in each column will be larger than the total number of people tested.**

Reporting lab	Inconclusive	Negative	Positive	Percent positive	Total
MINUTECLINIC DIAGNOSTIC OF NORTH CARO		113	15	12%	128
HILLSBOROUGH COUNTY DEVELOPMENTAL CTR	1	117	9	7%	127
L&S SENIOR CARE DBA ARCADIA OAKS	4	122	1	1%	127
KINDRED HOSPITAL-BAY AREA-ST PETERSBURG LAB	1	120	6	5%	127
KINGS BAY PEDIATRICS LLC		121	6	5%	127
AVOW HOSPICE INC		127			127
Shoal Creek Rehabilitation Center		85	42	33%	127
KEYSTYLE LIVING LLC	1	125	1	1%	127
THE CLUB AND REHABILITATION CENTER		126	1	1%	127
IQBAL A FARUQUI MD		93	34	27%	127
BLOCK NATION CHASE		103	24	19%	127
ORANGE PARK PEDIATRICS		116	11	9%	127
SEMINOLE SPORTS AND FAMILY MEDICINE		111	16	13%	127
QUALITY URGENT CARE AND WELLNESS		84	43	34%	127
GESSLER CLINIC PA		98	29	23%	127
ADVENT HEALTH - FOUR CORNERS ER		91	35	28%	126
TIFFANY HALL NURSING AND REHAB CENTER		117	9	7%	126
FLORIDA DEPARTMENT OF HEALTH IN LAKE COUNTY	1	79	45	36%	125
BROOKDALE PALM COAST		125			125
HEARTLAND PHARMACY LAKE PLACID, INC		94	31	25%	125
GRAND VILLA OF DELAND		117	8	6%	125
PRIME HEALTH OF NORTH PORT LLC		105	20	16%	125
NORTH FL SOUTH GA HCS-MALCOM RANDALL VAMC			124	100%	124
ADVENT HEALTH CENTRA CARE - BRANDON		31	93	75%	124
Mt Sinai Aventura			124	100%	124
LATE HOURS URGENT CARE		66	58	47%	124
ISLAND URGENT CARE PLLC DBA AFC URGENT CARE		123	1	1%	124
FLORIDA ATLANTIC UNIVERSITY		116	8	6%	124
VITAS HEALTHCARE CORP OF FLORIDA		123	1	1%	124
ARBOR GLEN AT ARBOR TRACE	2	113	9	7%	124
WINDERMERE MEDICAL CENTER		119	5	4%	124
EMERALD COAST BEHAVIORAL HOSPITAL		117	7	6%	124
PALMS EDGE	1	115	8	6%	124
PSL NAPLES BH OPERATIONS, LLC		123			123
HOSPICE OF MARTIN & ST LUCIE, INC		120	3	2%	123
FHMG LAKE MARY PEDS		107	16	13%	123
CITRUS MEMORIAL HEALTH SYSTEM LAB		2	121	98%	123
MONTEFIORE MEDICAL CENTER LABORATORIES - MOSES		113	10	8%	123
PICH KTM CORP DBA MEDTOWN PHARMACY		106	17	14%	123
GENEDX		48	75	61%	123
PHYSICIANS REGIONAL CLINIC		92	30	25%	122
WESTCHESTER MEDICAL CENTER	1	116	5	4%	122
MINUTECLINIC DIAGNOSTIC OF RHODE ISLAND, LLC #729		118	4	3%	122
THREE OAKS PHARMACY INC		109	13	11%	122
PARKVIEW HEALTH		121	1	1%	122
ARDEN COURTS OF SARASOTA		103	18	15%	121

COVID-19: testing by laboratory

Data through Apr 29, 2021 verified as of Apr 30, 2021 at 09:25 AM

Data in this report are provisional and subject to change.

The numbers in the table below represent the number of Florida and non-Florida residents for whom test results were received by the Department of Health. A person can be tested by more than one laboratory and can have both positive and negative results. **Therefore, the sum of the numbers in each column will be larger than the total number of people tested.**

Reporting lab	Inconclusive	Negative	Positive	Percent positive	Total
Crystal Health & Rehab Center		115	6	5%	121
SANDY RIDGE CENTER FOR REHABILITATION AND HEALING		100	21	17%	121
BROOKDALE JENSEN BEACH		118	3	2%	121
URGENT CARE TCMA			121	100%	121
GIBBENS FAMILY MEDICAL, LLC		101	20	17%	121
EC OPCO CARROLLWOOD LLC		114	7	6%	121
PINELLAS COUNTY JAIL			121	100%	121
ADVENTHEALTH MEDICAL GROUP PRIMARY CARE		112	9	7%	121
THE COURTYARD ASSISTED LIVING		117	4	3%	121
FLAGLER COLLEGE HEALTH SERVICES		86	34	28%	120
ARBOR TERRACE ORTEGA LLC	2	116	2	2%	120
J FRANK AVEY MD		93	27	23%	120
FHMG- FLORIDA HOSPITAL MEDICAL GROUP		106	14	12%	120
HOBDARI FAMILY HEALTH LLC		83	37	31%	120
MY CLINICAL LAB INC		17	103	86%	120
COASTAL HEALTH AND REHAB		110	9	8%	119
MATHISON RETIREMENT COMMUNITY		114	5	4%	119
RDX BIOSCIENCE		60	59	50%	119
PUTNAM COUNTY SHERIFFS OFFICE		109	10	8%	119
MED ONE AT SAINT AUGUSTINE		87	32	27%	119
Hialeah Nursing And Rehabilitation Center		113	6	5%	119
HOSPICE OF THE EMERALD COAST INC - PANAMA CITY	2	109	7	6%	118
ADVANCED EMURGENT CARE		28	90	76%	118
VILLAS OF HOLLY BROOK - BRADENTON 14TH		116	2	2%	118
UNIVERSITY HEALTH SYSTEM INC		107	11	9%	118
BROWARD HEALTH CORAL SPRINGS EPIDEMIOLOGY DEPT		1	117	99%	118
SH HERON EAST LLC		103	15	13%	118
ISLAND DOCTORS		23	95	81%	118
MD 365 MEDICAL CARE		116	1	1%	117
NEIGHBORHOOD MEDICAL CENTER		112	5	4%	117
BROOKDALE COLONIAL PARK	2	114	1	1%	117
VIERA HOSPITAL			117	100%	117
TUSCAN ISLE OPERATING COMPANY LLC DBA		113	4	3%	117
Golfview Healthcare Center		111	6	5%	117
UNIVERSTIY CENTER MEDICAL LLC DBA	1	109	6	5%	116
DELAND WELLNESS CENTER			116	100%	116
WESTWOOD NURSING & REHAB		82	34	29%	116
CONSULATE HEALTH CARE OF SARASOTA	1	115			116
LEE COUNTY SCHOOL DISTRICT	1	108	7	6%	116
PATRICK AIR FORCE BASE		7	109	94%	116
BELVEDERE COMMONS OF FORT WALTON BEACH		106	10	9%	116
SUNFLOWER SPRINGS ASSISTED LIVING		105	10	9%	115
TALLAHASSEE VA OPC		107	8	7%	115
TROPICANA MANUFACTURING COMPANY INC		108	7	6%	115
TREASURE COAST FORENSIC TREATMENT CTR		94	21	18%	115
BAY PINES MEDICAL ASSOCIATES		1	114	99%	115

COVID-19: testing by laboratory

Data through Apr 29, 2021 verified as of Apr 30, 2021 at 09:25 AM

Data in this report are provisional and subject to change.

The numbers in the table below represent the number of Florida and non-Florida residents for whom test results were received by the Department of Health. A person can be tested by more than one laboratory and can have both positive and negative results. **Therefore, the sum of the numbers in each column will be larger than the total number of people tested.**

Reporting lab	Inconclusive	Negative	Positive	Percent positive	Total
SOUTH LAKE PEDIATRICS		99	16	14%	115
CABANA AT JENSEN DUNES, THE		111	4	3%	115
SOUTH BALDWIN MEDICAL CENTER GULF SHORES		92	23	20%	115
THE POINTE AT CEDAR PARK		114	1	1%	115
TREASURE COAST MEDICAL ASSOCIATES		4	111	97%	115
LENOX HILL HOSPITAL		105	9	8%	114
ELAN BUENA VISTA		97	17	15%	114
Courtyards of Orlando Care Center		102	12	11%	114
UNIVERSITY MEDICAL CENTER SUITES		100	14	12%	114
TREASURE COAST PRIMARY CARE		92	21	19%	113
CARE CENTERS OF NASSAU, LLC - HENDRICKS RD		112	1	1%	113
AESTHETIC SURGERY CENTER OF WINTER PARK, THE	3	105	5	4%	113
ALLIED HEALTH FORT PIERCE		112			112
CSL PLASMA INC		8	104	93%	112
VRL EUROFINs - HAWAII		112			112
CLEVELAND CLINIC FOUNDATION		12	100	89%	112
CAN COMMUNITY HEALTH		110	2	2%	112
G & R HEALTH MART PHARMACY		92	20	18%	112
MG PORT CHARLOTTE II SUBTENANT LLC		99	12	11%	111
PALM BAY HOSPITAL			111	100%	111
MINUTECLINIC DIAGNOSTIC OF OHIO LLC		89	22	20%	111
HARBORCHASE OF NAPLES		97	14	13%	111
ALL MY KIDS PEDIATRICS INC		78	33	30%	111
NORTH SHORE MEDICAL LABS	1	103	7	6%	111
LAKE HOUSE ASSISTED LIVING		93	17	15%	110
AU HEALTH		93	16	15%	109
Riviera Health Resort		108	1	1%	109
MINUTECLINIC DIAGNOSTIC OF SOUTH CAROLINA, LLC		89	20	18%	109
BLISS HEALTHCARE SERVICES	1	83	25	23%	109
CAREMOUNT MEDICAL - PATHOLOGY		105	4	4%	109
EXPRESS DOCS LLC		11	97	90%	108
ASHRAF MEDICAL GROUP PLLC DBA PULSE MD		105	3	3%	108
DOCTORS CENTER PA,THE		92	16	15%	108
North Lake Care Center		107	1	1%	108
EVANS HEALTH CARE		106	2	2%	108
WHITE PLAINS HOSPITAL CENTER LAB		103	4	4%	107
NAVY HOSPITAL			107	100%	107
Ocala Oaks Rehabilitation Center		101	6	6%	107
MENORAH HOUSE		106	1	1%	107
BAY VIEW HEALTHCARE		85	22	21%	107
BROOKDALE CANOPY OAKS		74	32	30%	106
NORTH FLORIDA EVALUATION AND TREATMENT CENTER	2	99	5	5%	106
325TH MEDICAL GROUP		87	19	18%	106
Cross Landings Health and Rehabilitation		101	5	5%	106
ELMCROFT OF BELLA VITA		98	8	8%	106
BAPTIST MEDICAL CENTER SOUTH		84	22	21%	106

COVID-19: testing by laboratory

Data through Apr 29, 2021 verified as of Apr 30, 2021 at 09:25 AM

Data in this report are provisional and subject to change.

The numbers in the table below represent the number of Florida and non-Florida residents for whom test results were received by the Department of Health. A person can be tested by more than one laboratory and can have both positive and negative results. **Therefore, the sum of the numbers in each column will be larger than the total number of people tested.**

Reporting lab	Inconclusive	Negative	Positive	Percent positive	Total
TOTAL CARE PLUS LLC			106	100%	106
TREASURE COAST PEDIATRICS PA		100	6	6%	106
HEART OF FLORIDA REGIONAL MED CTR		35	71	67%	106
AFTER HOURS PEDIATRICS			105	100%	105
ST PETERSBURG PEDIATRICS-SEMINOLE		92	13	12%	105
MAJESTIC OAKS		102	3	3%	105
VILLAGES VA CBOC	2	97	6	6%	105
MEDICAL CONSULTANTS OF FLORIDA DBA	1	90	14	13%	105
VISTA MANOR		92	12	12%	104
ORLANDO LUTHERAN TOWERS ASSISTED LIVING		104			104
PEDIATRIC CARE CENTER- JACKSONVILLE BEACH		75	29	28%	104
GRANDE, THE	2	98	4	4%	104
LECONTE MEDICAL CENTER LAB		85	19	18%	104
PREDICTIVE LABORATORIES, INC	1	90	13	13%	104
EAST RIDGE RETIREMENT VILLAGE INC		104			104
ST MARK ASSISTED LIVING CENTER	1	90	12	12%	103
PORT CHARLOTTE REHABILITATION CENTER		89	14	14%	103
COLONY CARE CENTER		87	16	16%	103
MIAMI BEACH COMMUNITY HEALTH CENTER		2	101	98%	103
KALEIDA HEALTH CENTER FOR LABORATORY		97	6	6%	103
NORTH CENTRAL BRONX HOSPITAL		97	5	5%	102
PruittHealth Fleming Island		87	15	15%	102
GRACE MEDICAL HOME		83	19	19%	102
HENNEPIN HEALTHCARE LABORATORY		102			102
SUNSHINE GARDENS		101	1	1%	102
HAWTHORN HOUSE		87	14	14%	101
BROOKDALE VERO BEACH SOUTH AL		101			101
RARITAN BAY PERTH AMBOY		92	9	9%	101
PUBLIC SQUARE PHARMACY LLC		80	21	21%	101
CCS - BROWARD COUNTY JAIL		94	7	7%	101
MACADAMS HOME HEALTH AGENCY		100	1	1%	101
Consulate Health Care of Port Charlotte		98	2	2%	100
CENTRAL FLORIDA HEALTH CARE		47	53	53%	100
ENCOMPASS HEALTH REHABILITATION HOSPITAL OF LARGO		97	3	3%	100
EMERALD COAST CENTER		96	4	4%	100
GLOBAL CENTRAL LABS AT PPD	2	88	10	10%	100
DOUGLAS T JACOBSON STATE VETERANS HOME		100			100
DEVANSH LAB WERKS INC		79	20	20%	99
Consulate Health Care of Jacksonville		85	14	14%	99
ST JOSEPHS HOSPITAL SOUTH HOSPITAL		1	98	99%	99
SEMINOLE COUNTY HEALTH DEPARTMENT		79	19	19%	98
CHILDRENS CLINIC		47	51	52%	98
FLORIDA COMMUNITY HEALTH CENTERS INC			98	100%	98
PENNSYLVANIA DEPT OF HEALTH		21	77	79%	98
KORGENE LAB	1	28	69	70%	98
TREASURE COAST URGENT & FAMILY CARE		64	34	35%	98

COVID-19: testing by laboratory

Data through Apr 29, 2021 verified as of Apr 30, 2021 at 09:25 AM

Data in this report are provisional and subject to change.

The numbers in the table below represent the number of Florida and non-Florida residents for whom test results were received by the Department of Health. A person can be tested by more than one laboratory and can have both positive and negative results. **Therefore, the sum of the numbers in each column will be larger than the total number of people tested.**

Reporting lab	Inconclusive	Negative	Positive	Percent positive	Total
URINEGOODHANDS LLC		96	2	2%	98
PLAZA OF HALLANDALE BEACH		98			98
HUNTSVILLE HOSPITAL LABORATORY		71	27	28%	98
VALLEY MEDICAL CENTER		91	7	7%	98
LANDMARK, THE		48	50	51%	98
SUPERIOR RESIDENCES OF LECANTO		82	15	15%	97
PANIRA HEALTHCARE CLINIC		2	95	98%	97
PRIMECARE AT TWIN LAKES		2	95	98%	97
HEALTH CENTERS AT BRENTWOOD		96	1	1%	97
HURLBURT FIELD CLINIC		39	58	60%	97
ARBOR TRAIL		77	20	21%	97
MINNESOTA TWINS		92	5	5%	97
RIDGEWOOD DIAGNOSTIC LABORATORY		92	5	5%	97
LAFAYETTE NURSING AND REHABILITATION CENTER		95	2	2%	97
WINDSOR OAKS		96	1	1%	97
WALGREENS CO		87	10	10%	97
QPS, LLC		93	3	3%	96
COASTAL LABORATORIES OF FLORIDA		84	12	13%	96
GUIDEWELL EMERGENCY MEDICINE DOCTORS LLC		60	36	38%	96
WE SCREEN LLC		92	4	4%	96
MARKET STREET VIERA		95	1	1%	96
ENCOMPASS HEALTH REHABILITATION HOSPITAL		96			96
BAYSHORE MEMORY CARE		96			96
LABFIRST - DEPARTMENT OF PATHOLOGY		92	4	4%	96
PEDIATRIC ASSOCIATES ORLANDO		82	14	15%	96
CROSS CITY REHABILITATION AND HEALTH CARE CENTER		72	23	24%	95
ADVENT HEALTH CENTRA CARE - EAST ORLANDO		65	30	32%	95
JOHN KNOX VILLAGE OF FLORIDA ALF	1	90	4	4%	95
THE TERRACE OF KISSIMMEE		80	15	16%	95
SIGNATURE HEALTHCARE OF MIDDLEBURG		93	2	2%	95
PM PEDIATRICS		82	13	14%	95
STONY BROOK UNIVERSITY MEDICAL CENTER		81	14	15%	95
BARRY UNIVERSITY STUDENT HEALTH SERVICES		52	43	45%	95
CRESTVIEW URGENT CARE		19	75	80%	94
Conway Lakes Health and Rehabilitation Center		93	1	1%	94
DIAGNOSTIC SOLUTIONS		3	91	97%	94
ERIE COUNTY MEDICAL CTR CLINICAL LABS		90	4	4%	94
A COUNTRY PLACE ASSISTED LIVING FACILITY		92	2	2%	94
BRIDGEVIEW CENTER LLC		81	13	14%	94
EAST ALABAMA MEDICAL CENTER LABORATORY		82	12	13%	94
SMS DO PA		79	15	16%	94
ADVENT HEALTH CENTRA CARE - WATERMAN		79	15	16%	94
GOLFCREST HEALTHCARE CENTER		94			94
KINDRED AT HOME		84	9	10%	93
LPG PRIMARY CARE AT SURFSIDE		81	12	13%	93
ROSECASTLE AT DELANEY CREEK		92	1	1%	93

COVID-19: testing by laboratory

Data through Apr 29, 2021 verified as of Apr 30, 2021 at 09:25 AM

Data in this report are provisional and subject to change.

The numbers in the table below represent the number of Florida and non-Florida residents for whom test results were received by the Department of Health. A person can be tested by more than one laboratory and can have both positive and negative results. **Therefore, the sum of the numbers in each column will be larger than the total number of people tested.**

Reporting lab	Inconclusive	Negative	Positive	Percent positive	Total
NEW SMYRNA BEACH URGENT CARE			93	100%	93
CATHOLIC HEALTH SYSTEM DEPT LABORATORY		89	4	4%	93
PRESERVE AT PALM AIRE	3	90			93
Gulfport Rehabilitation Center		89	3	3%	92
CALADIUM PEDIATRICS		79	13	14%	92
Baldwin Pediatrx		81	11	12%	92
DAVITA LABORATORY		69	23	25%	92
CATHOLIC HEALTH SERVICES REGIONAL LAB		84	8	9%	92
SUWANNEE COUNTY SHERIFF OFFICE		89	3	3%	92
GRAND OAKS OF JENSEN BEACH LLC		90	2	2%	92
LAKELAND REGIONAL HEALTH GATEWAY CENTER		65	26	29%	91
COOPER FAMILY MEDICAL PLLC		71	20	22%	91
SUN CLINICAL LABORATORIES		90	1	1%	91
SONORAN DESERT PATHOLOGY ASSOCIATES		3	88	97%	91
PROMEDICA SENIOR LIVING		86	5	5%	91
AVERO DIAGNOSTICS		67	24	26%	91
MAGNOLIA DIAGNOSTIC		2	89	98%	91
SHERMAN-ABRAMS LABORATORY INC		84	7	8%	91
LAKE GIBSON VILLAGE, LLC		88	3	3%	91
FLORIDA PEDIATRIC GROUP		31	60	66%	91
ALTAMONTE PEDIATRIC ASSOCIATES		31	60	66%	91
DEBARY HEALTH AND REHABILITATION CENTER		88	3	3%	91
HERON CLUB AT PRESTANCIA		89	2	2%	91
CENTURY CENTER FOR REHABILITATION & HEALING		73	18	20%	91
BAHIA OAKS LODGE		85	6	7%	91
PARK OF THE PALMS INC		89	1	1%	90
Winter Garden Rehab and Nursing Facility		79	11	12%	90
JESSIE TRICE COMMUNITY HEALTH SYSTEM, INC		73	17	19%	90
MANATEE COUNTY JAIL		89	1	1%	90
ENCOMPASS HEALTH REHABILITATION HOSPITAL OF SARASOTA		89	1	1%	90
MEDRITE URGENT CARE		76	14	16%	90
MD 365 MEDICAL CARE PLLC		90			90
Lanier Rehab		64	26	29%	90
KEYS MEDICAL GROUP			90	100%	90
VANDERBILT UNIVERSITY MEDICAL CENTER		80	9	10%	89
ARLINGTON OF NAPLES INC, THE		89			89
ATRIUM AT LIBERTY PARK		85	4	4%	89
MIAMI SHORES NURSING & REHAB		89			89
Winter Park Care and Rehab		88	1	1%	89
FREEDOM INN AT TARPON SPRINGS		82	7	8%	89
ST VINCENT'S BIRMINGHAM		82	7	8%	89
INFINITY BIOLOGIX LLC OAKDALE		84	5	6%	89
STUART LODGE LIVING LLC		66	23	26%	89
NORTH FLORIDA SPINE AND WELLNESS		69	20	22%	89
EVENTEST, LLC		87	2	2%	89
PERSONAL PEDIATRICS		78	11	12%	89

COVID-19: testing by laboratory

Data through Apr 29, 2021 verified as of Apr 30, 2021 at 09:25 AM

Data in this report are provisional and subject to change.

The numbers in the table below represent the number of Florida and non-Florida residents for whom test results were received by the Department of Health. A person can be tested by more than one laboratory and can have both positive and negative results. **Therefore, the sum of the numbers in each column will be larger than the total number of people tested.**

Reporting lab	Inconclusive	Negative	Positive	Percent positive	Total
GOOD HEARTS COVID TESTING		46	43	48%	89
GOVERNOR'S CREEK HEALTH & REHABILITATION		87	1	1%	88
ACE BIOMEDICAL LABS LLC		74	14	16%	88
BAYLOR GENETICS		75	13	15%	88
JERICO URGENT CARE		84	4	5%	88
BISHOP GRADY VILLAS		86	2	2%	88
JENNIFER J CHIAVETTA-GRLSANTI DC		71	17	19%	88
BRANDON HEALTH AND REHABILITATION CENTER	1	85	1	1%	87
PLYMOUTH HOME FOR ADULTS, INC.	8	78	1	1%	87
PACIFIC ANALYTICS			87	100%	87
UNIVERSITY OF NEW MEXICO HOSPITAL		87			87
Summit Medical Group, Pa Dba Citymd		80	7	8%	87
EISENHOWER ARMY MEDICAL CENTER		80	7	8%	87
BEACHES PEDIATRICS PA		82	5	6%	87
INSTITUTE OF PATHOLOGY KINGS COUNTY		84	3	3%	87
NAPHCARE INC		81	6	7%	87
CAREATC		3	84	97%	87
CLYDE E LASSEN STATE VETERANS NURSING HOME		62	25	29%	87
MISIR DRUGS LLC		70	16	19%	86
SUNCOAST TECHNICAL COLLEGE SCHOOL OF HEALTH		86			86
BRILLIANCE ASSISTED LIVING		69	17	20%	86
CVS MINUTE CLINIC		3	83	97%	86
DISCOVERY VILLAGE AT THE FORUM		86			86
WALGREENS #12673		82	4	5%	86
CHAMBREL AT ISLAND LAKE		82	4	5%	86
PENSACOLA DEVELOPMENTAL CENTER		67	19	22%	86
HUNTINGTON HOSPITAL LABORATORY		83	3	3%	86
W. FRANK WELLS NURSING HOME		84	1	1%	85
PRMG - EAST NAPLES	1	73	11	13%	85
LEVY COUNTY DEPARTMENT OF HEALTH		61	24	28%	85
MEDEXPRESS - BLOOMIN BRANDS		65	20	24%	85
MEADOWCREST FAMILY PHYSICIANS PA	1	60	24	28%	85
MIRIMUS CLINICAL LABS	2	36	47	55%	85
ARBOR OAKS AT TYRONE	9	74	2	2%	85
CAMPBELL URGENT CARE		15	70	82%	85
CONCENTRA - FT LAUDERDALE - COMMERCIAL BLVD		83	1	1%	84
PINES OF SARASOTA GARDEN		84			84
LABCORP		21	63	75%	84
PEDIATRIC SERVICES OF AMERICA INC		79	5	6%	84
LONG TERM CARE OF JAY, LLC		63	21	25%	84
AR ANESTHESIA LLC		82	2	2%	84
NITE LITE PEDIATRICS - JACKSONVILLE		76	8	10%	84
CVS NY4098030POCT NEW YORK		83	1	1%	84
ROYAL CARE OF AVON PARK		80	3	4%	83
MEDICAL PAVILION CLINIC		65	18	22%	83
AESTHETIC ENHANCEMENTS		83			83

COVID-19: testing by laboratory

Data through Apr 29, 2021 verified as of Apr 30, 2021 at 09:25 AM

Data in this report are provisional and subject to change.

The numbers in the table below represent the number of Florida and non-Florida residents for whom test results were received by the Department of Health. A person can be tested by more than one laboratory and can have both positive and negative results. **Therefore, the sum of the numbers in each column will be larger than the total number of people tested.**

Reporting lab	Inconclusive	Negative	Positive	Percent positive	Total
MID FLORIDA PRIMARY CARE PA		69	14	17%	83
WALGREENS 2941		79	4	5%	83
1ST PRIORITY LAB SERVICES		68	15	18%	83
PANCARE HEALTH - FREEPORT CLINIC SUITE B		74	9	11%	83
LAKE HOWELL FAMILY MEDICINE ASSOCIATES		69	14	17%	83
CANOPY ON BERRYHILL, THE		51	32	39%	83
DELCARE PA		66	17	20%	83
LABCORP EMPLOYER SERVICES		82	1	1%	83
HOLMES COUNTY HEALTH DEPARTMENT	1	68	13	16%	82
Lexington Health and Rehabilitation Center		82			82
THE PAVILION FOR HEALTH CARE		72	10	12%	82
MAIN STREET MEDICAL CENTER OF CRESTVIEW PA		59	23	28%	82
ST VINCENTS PRIMARY CARE		74	8	10%	82
BROWARD HEALTH MEDICAL CENTER CLINICAL LAB			82	100%	82
ECOLAB GROUP		45	36	44%	81
LAB		29	52	64%	81
DAVENPORT PEDIATRICS CLERMONT PA		73	8	10%	81
SANTA BARBARA CARE CENTER		59	22	27%	81
BIO-TECH CLINICAL LABORATORIES		41	40	49%	81
WORLD OF PEDIATRICS LLC		73	8	10%	81
LAB PLUS, LLC AT SAINT THOMAS WEST HOSPITAL		67	14	17%	81
WEST VOLUSIA FAMILY AND SPORTS MEDICINE		75	6	7%	81
BALMORAL TENANT SERVICES INC	1	43	36	45%	80
CENTRAL FLORIDA PEDIATRICS		38	42	53%	80
EMERGENCY PHYSICIANS MEDICAL CENTER LLC		57	23	29%	80
SIMED LABORATORY		63	16	20%	79
MICHAEL AKPEKE MD		70	9	11%	79
CENTRAL BALDWIN IMMEDIATE CARE & FAMILY PRACTICE		61	18	23%	79
THE TRADITION OF THE PALM BEACHES		76	3	4%	79
CBS LABS OF TAMPA LLC		3	76	96%	79
NORTH SHORE UNIVERSITY HOSPITAL LABORATORY		72	7	9%	79
EDGEWATER AT WATERMAN VILLAGE		78	1	1%	79
VETERANS AFFAIRS MEDICAL CENTER - PALO ALTO		28	51	65%	79
TAMPA BAY CONCIERGE DOCTOR, LLC		76	3	4%	79
BAYCARE MEDICAL GROUP		71	7	9%	78
NEW MEXICO STATE PUBLIC HEALTH DIVISION		78			78
LAKE CITY VA MEDICAL CENTER			78	100%	78
PRODUCTION HEALTH SAFETY MANAGEMENT		76	2	3%	78
BOND CLINIC PA		45	33	42%	78
GRAND ST PAUL CVS		76	2	3%	78
LAKE SHERIFF		59	19	24%	78
BREVARD HEALTH ALLIANCE INC		75	3	4%	78
LAKE MORTON PLAZA		75	3	4%	78
WALGREENS 9627		71	6	8%	77
PALM RIVER COMMUNITY HEALTH CENTER		68	9	12%	77
BENTLEY CARE CENTER		77			77

COVID-19: testing by laboratory

Data through Apr 29, 2021 verified as of Apr 30, 2021 at 09:25 AM

Data in this report are provisional and subject to change.

The numbers in the table below represent the number of Florida and non-Florida residents for whom test results were received by the Department of Health. A person can be tested by more than one laboratory and can have both positive and negative results. **Therefore, the sum of the numbers in each column will be larger than the total number of people tested.**

Reporting lab	Inconclusive	Negative	Positive	Percent positive	Total
THE GOOD SHEPARDS OF DELAND-WEST		76	1	1%	77
ROCKLEDGE REGIONAL MEDICAL CENTER		36	41	53%	77
STONY BROOK SOUTHAMPTON		75	2	3%	77
DOH-WEST PALM BEACH BRANCH LABORATORY		3	74	96%	77
ORANGE CITY NURSING AND REHAB		75	2	3%	77
GEORGE E WEEMS MEMORIAL HOSPITAL LAB		64	13	17%	77
PANCARE HEALTH - MALONE CLINIC		70	7	9%	77
HEALTH FIRST - PALM BAY HOSPITAL		2	75	97%	77
MULBERRY CARE CENTER		67	10	13%	77
NOMI HEALTH LAB SERVICES LLC		8	69	90%	77
MOBILE PHYSICIAN SERVICES INC		68	8	11%	76
BENTLEY VILLAGE II		67	9	12%	76
WINDSOR REFLECTIONS		75	1	1%	76
BOND CLINIC DR ELDEEB		38	38	50%	76
S-H THIRTY-FIVE OPCO- PORT ST LUCIE, LLC	1	75			76
ASSOCIATED CLINICAL LABORATORIES		68	8	11%	76
BARNETT PARK		2	74	97%	76
SUNCOAST OPTIMAL WELLNESS		23	53	70%	76
BioReference Laboratories, Inc		9	67	88%	76
JACOBI MEDICAL CENTER		71	5	7%	76
DYNAMIC MEDICAL USA			76	100%	76
PROMEDICA LABORATORIES		21	55	72%	76
CLINICAL PATHOLOGY ASSOCIATES-SONIC REFERENCE LAB		76			76
WATERCREST ST LUCIE WEST	1	69	5	7%	75
FLORIDA MEDICAL CLINIC PA		51	24	32%	75
ORTHOPAEDIC SURGERY CENTER		75			75
ADVENTHEALTH EXPRESSCARE		45	30	40%	75
ELLKAY HEALTHCARE DATA PLUMBERS	52	19	4	5%	75
BROWARD HEALTH MEDICAL CENTER		3	72	96%	75
ARTHREX MEDICAL CENTER		44	31	41%	75
SCOTT LAKE HEALTH AND REHABILITATION CENTER		71	3	4%	74
GV NAPLES OPCO, LLC		73	1	1%	74
NORTH FLORIDA PEDIATRICS		57	17	23%	74
BROOKDALE OVIEDO		72	2	3%	74
LUTHERAN HAVEN ASSISTED LIVING		74			74
OAK MANOR NURSING HOME		70	4	5%	74
HARMONY CLINIC		1	73	99%	74
NOAH CLINICAL LABORATORY		63	11	15%	74
SOS MOBILE MEDICAL CARE LLC		62	12	16%	74
EC OPCO PENSACOLA, LLC		73	1	1%	74
CONSULATE HEALTH CARE - LAKE MARY		72	1	1%	73
MD LABS		46	27	37%	73
TITUSVILLE FAMILY PRACTICE		17	56	77%	73
MED EXPRESS		6	67	92%	73
SIMEDHEALTH LLC		62	11	15%	73
ROSECASTLE OF JACKSONVILLE LLC		72	1	1%	73

COVID-19: testing by laboratory

Data through Apr 29, 2021 verified as of Apr 30, 2021 at 09:25 AM

Data in this report are provisional and subject to change.

The numbers in the table below represent the number of Florida and non-Florida residents for whom test results were received by the Department of Health. A person can be tested by more than one laboratory and can have both positive and negative results. **Therefore, the sum of the numbers in each column will be larger than the total number of people tested.**

Reporting lab	Inconclusive	Negative	Positive	Percent positive	Total
EVIVIA		70	3	4%	73
THOMAS INTERNAL MEDICINE		61	12	16%	73
OCOEE PEDIATRICS		65	8	11%	73
TOWERS HOME CARE		69	4	5%	73
DISCOVERY VILLAGE AT PALM BEACH GARDENS		71	2	3%	73
FLORIDA MEDICAL CLINIC - MULTI SPECIALTY CAMPUS		36	37	51%	73
REHAB AND HEALTHCARE CENTER OF CAPE CORAL		72			72
HAVEN OF OUR LADY OF PEACE		72			72
UNIVERSITY COMMUNITY HOSPITAL		63	9	13%	72
CRAIG BERGER MD PL D/B/A BAY AREA EYE INSTITUTE		72			72
MICHAEL A VENAZIO MD		68	4	6%	72
ALL CARE URGENT CARE			71	100%	71
ADVENT HEALTH - LAKE MARY		61	10	14%	71
AMMON LABS		61	10	14%	71
STERLING HOUSE OF TALLAHASSEE	3	62	6	8%	71
Salerno Bay Health & Rehabilitation Center		61	10	14%	71
INN AT ASTON GARDENS AT PELICAN POINTE, THE		67	4	6%	71
CL BRUMBACK PRIMARY CARE CLINICS		17	54	76%	71
ADVANCED LAB		67	4	6%	71
INDIGO MANOR		22	49	69%	71
ISLAND COAST PEDIATRICS		62	8	11%	70
KESHAV RX LLC		57	13	19%	70
Highlands Regional Hospital		63	7	10%	70
DEVELOPMENTAL DISABILITIES DEFENDANT PROGRAM		68	2	3%	70
SUNCOAST COMMUNITY HEALTH CENTERS PEDIATRICS		21	49	70%	70
ORLANDO CLINICAL RESEARCH CENTER		67	3	4%	70
MINUTECLINIC DIAGNOSTIC OF NEW JERSEY		62	8	11%	70
SUMMIT AT VENICE	2	63	5	7%	70
FAST PACE MEDICAL CLINIC, PLLC		59	11	16%	70
ATLAN		61	9	13%	70
LEE COMMUNITY HEALTHCARE - LEHIGH		60	10	14%	70
CP/AIG PENSACOLA DEVELOPMENT LLC		67	3	4%	70
JOHN D ARCHBOLD MEMORIAL HOSPITAL		67	3	4%	70
USF HEALTH MORSANI CENTER		5	65	93%	70
SUMTER PEDIATRICS		65	5	7%	70
NORTH FLORIDA PHARMACY		63	7	10%	70
Stratford Court of Palm Harbor		59	10	14%	69
PREMIUM HEALTH SERVICES OF TAMPA BAY LLC		40	29	42%	69
HERITAGE HEALTHCARE AND REHABILITATION CENTER		69			69
LINCOLN MEDICAL AND MENTAL HEALTH CENTER		66	3	4%	69
MINUTECLINIC DIAGNOSTIC OF KANSAS, PA		60	9	13%	69
PARKSIDE INN	3	64	2	3%	69
NORTH FLORIDA PEDIATRICS - JACKSONVILLE		63	6	9%	69
MEMORIAL MANOR		69			69
WILSON MEMORIAL REGIONAL MEDICAL CENTER		65	4	6%	69
SAN JOSE SENIOR CARE LLC	1	43	25	36%	69

COVID-19: testing by laboratory

Data through Apr 29, 2021 verified as of Apr 30, 2021 at 09:25 AM

Data in this report are provisional and subject to change.

The numbers in the table below represent the number of Florida and non-Florida residents for whom test results were received by the Department of Health. A person can be tested by more than one laboratory and can have both positive and negative results. **Therefore, the sum of the numbers in each column will be larger than the total number of people tested.**

Reporting lab	Inconclusive	Negative	Positive	Percent positive	Total
PLANTATION GENERAL HOSPITAL CLINICAL LAB		26	43	62%	69
SAFARI PEDIATRICS PA		66	2	3%	68
BIG BOCA SMILES LLC		66	2	3%	68
CAMP BOGGY CREEK		67	1	1%	68
NORTHWESTERN UNIVERSITY CORP		67	1	1%	68
LEE MEMORIAL HEALTH SYSTEM D/B/A LEE COMMUNITY		62	6	9%	68
LPG PRIMARY CARE AT PINE ISLAND		55	13	19%	68
CLEARWATER PAIN MANAGEMENT ASSOCIATES		66	2	3%	68
GENPATH			68	100%	68
AEL- MEMPHIS		17	51	75%	68
SOMERBY OF SANTA ROSA BEACH		58	9	13%	67
SAMFORD UNIVERSITY HEALTH SERVICES		66	1	1%	67
ERIC C MRSHAL, MD, PC #1842		64	3	4%	67
PANCARE HEALTH - JACKSON COUNTY		56	11	16%	67
ADVENT HEALTH - CENTRAL PASCO ER		59	8	12%	67
HEARTLAND PEDIATRIC ASSOCIATES		56	11	16%	67
INTERNAL MEDICINE ASSOCIATES PA		62	5	7%	67
FLORIDA HEALTH CARE		8	59	88%	67
BOND AND STEELE CLINIC, PA		53	14	21%	67
MEASE MANOR INC		63	4	6%	67
NEMOURS CHILDRENS PRIMARY CARE OVIEDO		51	15	23%	66
VETERANS AFFAIRS MEDICAL CENTER - GULF COAST		27	39	59%	66
FAMILY HEALTH CENTER		46	20	30%	66
ADVENT HEALTH - PALM COAST		2	64	97%	66
ST JOSEPHS CHILDRENS OUTREACH		1	65	98%	66
URGENT CARE USA LLC		2	64	97%	66
MEDEX MEDICAL EXPRESS OF PALATKA			66	100%	66
ADVENT HEALTH CENTRA CARE - WINTER GARDEN		20	46	70%	66
ADVENTHEALTH MEDICAL GROUP MULTISPECIALTY			66	100%	66
OKEECHOBEE URGENT CARE		17	49	74%	66
AMERICAN FAMILY MEDICAL		53	13	20%	66
PALM BAY URGENT CARE		28	38	58%	66
NORTH FLORIDA MEDICAL CENTER		59	6	9%	65
OUT OF STATE		40	25	38%	65
LAKE CO EMPLOYEE HEALTH AND WELLNESS CENTER		57	8	12%	65
TROY REGIONAL MEDICAL CENTER		54	11	17%	65
SUMMER VISTA ASSISTED LIVING		38	27	42%	65
ST FRANCIS HOSPITAL		57	8	12%	65
Grand Villa of Clearwater		59	6	9%	65
Rehabilitation Center of the Palm Beaches		65			65
DOT DOC SARASOTA		59	6	9%	65
APC PEDIATRICS AT RYE ROAD MEDICAL PARK		63	2	3%	65
WADSWORTH HEALTH CENTER		62	3	5%	65
HERNANDO COUNTY FIRE RESCUE DISTRICT		31	34	52%	65
GOLDEN POND COMMUNITIES		65			65
CORAL GABLES HOSPITAL			65	100%	65

COVID-19: testing by laboratory

Data through Apr 29, 2021 verified as of Apr 30, 2021 at 09:25 AM

Data in this report are provisional and subject to change.

The numbers in the table below represent the number of Florida and non-Florida residents for whom test results were received by the Department of Health. A person can be tested by more than one laboratory and can have both positive and negative results. **Therefore, the sum of the numbers in each column will be larger than the total number of people tested.**

Reporting lab	Inconclusive	Negative	Positive	Percent positive	Total
BROOKDALE CENTRE POINTE	1	64			65
HORIZON ALF		64	1	2%	65
NXGEN MDX		20	45	69%	65
EAST HILL PHARMACY		46	19	29%	65
LPG CONVENIENT CARE AT PINE ISLAND ROAD		58	6	9%	64
JOSEPH L MORSE GERIATRIC CENTER	2	59	3	5%	64
AHMG SURGICAL SPECIALIST		64			64
ERDOX		59	5	8%	64
MINUTECLINIC DIAGNOSTIC OF HAWAII LLC		57	7	11%	64
FLORIDA HEALTH CARE DELAND			64	100%	64
SILVER LAKE PEDIATRICS PA		57	7	11%	64
BRADFORD COUNTY HEALTH DEPARTMENT		63	1	2%	64
Bon Secours Maria Manor		58	6	9%	64
GREENLEAF ALF		63	1	2%	64
VIERA HEALTH AND REHABILITATION CENTER		62	2	3%	64
TRINITY AL SENIOR HOUSING LLC		45	19	30%	64
MEDLOGIC LABORATORIES		3	60	95%	63
MINUTECLINIC DIAGNOSTIC OF SOUTH CAROL		58	5	8%	63
BIOREFERENCE LABORATORIES INC		11	52	83%	63
DAVID POSNACK JEWISH DAY SCHOOL		63			63
BURRY'S PHARMACY INC		38	25	40%	63
CINNAMON COVE ALF		62	1	2%	63
MEDI CLINIC SARASOTA INC		62	1	2%	63
NICEVILLE URGENT CARE		17	46	73%	63
Palms at Ponte Vedra Assisted Living and Memory Care		60	3	5%	63
BEEHIVE HOMES OF GULF BREEZE		47	16	25%	63
EAST CENTRAL FLORIDA OUTPATIENT IMAGING		44	19	30%	63
TRINITY URGENT CARE		48	14	23%	62
EVAN R SHAPIRO MD PA		62			62
TBI RESIDENTIAL SERVICES, INC.		51	11	18%	62
LAKELAND REGIONAL HEALTH		38	24	39%	62
OVERLOOK HOSPITAL LABORATORY		57	5	8%	62
DEPT OF VA MED CENTE-WEST PALM BEACH			62	100%	62
ST CLOUD PHYSICIAN MANAGEMENT LLC DBA ST CLOUD		28	34	55%	62
BIG BEND CARES, INC		54	8	13%	62
EMERALD COAST HOSPICE		61	1	2%	62
MENTAL HEALTH CARE INC		53	9	15%	62
INTERNAL MEDICINE SPECIALIST		55	6	10%	61
CORNERSTONE PEDIATRICS		49	12	20%	61
CALHOUN COUNTY HEALTH DEPT		32	29	48%	61
SUNSHINE PEDIATRICS		60	1	2%	61
RITECARE MED CTR H			61	100%	61
MICHIGAN DEPARTMENT OF HEALTH AND HUMAN SERVICES	1		60	98%	61
CITY OF OCALA EMPLOYEE HEALTH AND WELLNESS CENTER		54	7	11%	61
CDR MAGUIRE INC	1	7	53	87%	61
CARE CENTERS OF NASSAU LLC MINER ROAD SOUTH		61			61

COVID-19: testing by laboratory

Data through Apr 29, 2021 verified as of Apr 30, 2021 at 09:25 AM

Data in this report are provisional and subject to change.

The numbers in the table below represent the number of Florida and non-Florida residents for whom test results were received by the Department of Health. A person can be tested by more than one laboratory and can have both positive and negative results. **Therefore, the sum of the numbers in each column will be larger than the total number of people tested.**

Reporting lab	Inconclusive	Negative	Positive	Percent positive	Total
WASHINGTON REHABILITATION AND NURSING CENTER		51	10	16%	61
MARQUIS LABS, LLC		58	2	3%	60
CHILDREN'S HOSPITAL OF ALABAMA		59	1	2%	60
MINUTECLINIC, LLC		53	7	12%	60
SIDDH INC DBA SAN CARLOS PHARMACY		56	4	7%	60
INTERNAL LAB		50	10	17%	60
WAVE CREST HEALTH AND REHABILITATION CENTER		57	3	5%	60
81ST MEDICAL GROUP		28	32	53%	60
MAUREEN OROURKE-FUTEY			60	100%	60
GRAND AVENUE RX			60	100%	60
PATIENTS CHOICE LAB OF IND, LLC		52	8	13%	60
TWIN CREEKS ASSISTED LIVING & MEMORY CARE		57	3	5%	60
THE PRESERVE AT CLEARWATER		58	2	3%	60
PREMISE HEALTH MIA		22	38	63%	60
TUKA PEDIATRICS		7	52	88%	59
BOCA BIOLISTICS LLC		46	13	22%	59
SOUTHSIDE HOSPITAL NORTHWELL HEALTH LABORATORY		50	9	15%	59
TGH URGENT CARE POWERED BY FAST TRACK			59	100%	59
FERN PARK DEVELOPMENTAL CENTER		5	54	92%	59
ADVENTHEALTH MEDICAL GROUP FAMILY MEDICINE		54	5	8%	59
ADVENT HEALTH - MOUNT DORA		10	49	83%	59
GRAND VILLA OF ALTAMONTE SPRINGS		52	7	12%	59
CARDIOLOGY AND MEDICINE ASSOCIATES		43	16	27%	59
BIOTECH		52	7	12%	59
VALENCIA HOUSE ALF		57	2	3%	59
SONATA BOCA RATON		54	5	8%	59
STEINHATCHEE FAMILY MEDICAL CENTER	1	50	8	14%	59
MILLENIUM PHYSICIANS GROUP		1	58	98%	59
KEY WEST MEDICAL CENTER	1	51	7	12%	59
UHEALTH AT FISHER ISLAND			59	100%	59
HEALTHPARK MEDICAL CTR NURSING SVC		58			58
LAKE INTERNAL MEDICINE ASSOCIATES PA		51	7	12%	58
LINCOLN DIAGNOSTIC LAB		56	2	3%	58
PIERCE INSTRUMENTS INC		56	2	3%	58
PALM BAY PEDIATRICS		38	20	34%	58
BUECHELE DENTAL PA DBA CLERMONT FAMILY DENTISTRY		48	10	17%	58
PERSONAL PEDIATRICS PA		54	4	7%	58
SARATOGA HOSPITAL LABORATORY		52	6	10%	58
BAYOU GARDENS DUNEDIN LLC		58			58
TANVIR H SHAGAR NP		51	7	12%	58
GRAND VILLA OF DEL RAY WEST		54	4	7%	58
COOPER FAMILY MEDICAL, PLLC		48	10	17%	58
ALEXANDER NININGER STATE VETERANS		58			58
KINDRED HOSPITAL CENTRAL TAMPA BLOOD GAS	1	52	5	9%	58
Margate Health and Rehabilitation Center		56	2	3%	58
LONG ISLAND JEWISH MED CTR		52	6	10%	58

COVID-19: testing by laboratory

Data through Apr 29, 2021 verified as of Apr 30, 2021 at 09:25 AM

Data in this report are provisional and subject to change.

The numbers in the table below represent the number of Florida and non-Florida residents for whom test results were received by the Department of Health. A person can be tested by more than one laboratory and can have both positive and negative results. **Therefore, the sum of the numbers in each column will be larger than the total number of people tested.**

Reporting lab	Inconclusive	Negative	Positive	Percent positive	Total
S-H THIRTY FIVE OPCO - ORANGE CITY, LLC		48	10	17%	58
KAPG FLEMING ISLAND SENIOR HOUSING OPCO LLC	1	56			57
ALL AMERICAN URGENT CARE			57	100%	57
CITYMD OF MANAHAWKIN		55	2	4%	57
TRADITIONAL HOME HEALTH OF PALM BEACH INC		55	2	4%	57
MALCOM RANDALL DEPT OF VAMC			57	100%	57
LPG PULMONOLOGY-COCONUT POINT		49	8	14%	57
ALZHEIMERS CARE CENTER OF VIERA LTD		37	20	35%	57
THE CANOPY AT BERRYHILL		57			57
FINLAY CLINICAL LABORATORY		20	37	65%	57
STUART REHABILITATION AND HEALTHCARE		41	16	28%	57
GENESIS DERMATOLOGY		53	4	7%	57
VIP WALK IN CLINIC		34	23	40%	57
ASCENSION SACRED HEART BAY LABORATORY		54	3	5%	57
SPRING MANOR ASSISTED LIVING		56			56
ATRIA PARK OF LAKE FOREST (WG HERITAGE LF LLC)		54	2	4%	56
CAREATC INC BRANDON	13	40	3	5%	56
VPA PC LAB		48	8	14%	56
PATHOLOGY CONSULTANTS OF NEW MEXICO		56			56
ORLANDO COVID TEST , LLC		49	7	13%	56
Heritage Park Care and Rehabilitation		56			56
EAGLES WATCH CLUSTER		47	9	16%	56
HIALEAH HOSPITAL RESPIRATORY DEPT			56	100%	56
TIFFANY HALL NURSING AND REHAB		44	12	21%	56
CENTRA CARE - LAKE NONA		6	50	89%	56
PREMIER MEDICAL ASSOCIATES ALL FLORIDA LLC		54	1	2%	55
GENTIVA HEALTH SERVICES CERTIFIED INC		52	3	5%	55
KENDALL REGIONAL MEDICAL CENTER LAB	3		52	95%	55
SONATA HUNTERS CREEK		47	8	15%	55
NITE LITE PEDIATRICS - PORT ST. LUCIE		46	9	16%	55
LONG ISLAND UNIVERSITY - POST CAMPUS		50	5	9%	55
WEST ISLIP URGENT CARE		50	5	9%	55
CAPE REGIONAL MEDICAL CENTER		52	3	5%	55
Jupiter Medical Center Pavilion		54	1	2%	55
HOLY NAME HOSPITAL LABORATORY		53	2	4%	55
PENNSYLVANIA DEPARTMENT OF HEALTH BUREAU OF LABORATORIES			55	100%	55
GROWING TOGETHER PEDIATRICS, LLC		49	6	11%	55
CLERMONT HEALTH AND REHAB		40	14	26%	54
CERTUS MTD OPCP LLC		52	2	4%	54
APOLLOMDX LABS		32	22	41%	54
OPTUMCARE SOUTH FLORIDA, LLC		46	8	15%	54
FUTURE PEDIATRICS		51	3	6%	54
ADVENT HEALTH EXPRESS CARE		6	48	89%	54
UNITED LABORATORY SERVICES CORPORATION		38	16	30%	54
FAMILY EXTENDED CARE OF PUNTA GORDA		54			54
JUNIPER VILLAGE AT NAPLES		53	1	2%	54

COVID-19: testing by laboratory

Data through Apr 29, 2021 verified as of Apr 30, 2021 at 09:25 AM

Data in this report are provisional and subject to change.

The numbers in the table below represent the number of Florida and non-Florida residents for whom test results were received by the Department of Health. A person can be tested by more than one laboratory and can have both positive and negative results. **Therefore, the sum of the numbers in each column will be larger than the total number of people tested.**

Reporting lab	Inconclusive	Negative	Positive	Percent positive	Total
LIGHTHOUSE PEDIATRICS OF NAPLES		48	6	11%	54
ST. CLOUD MEDICAL GROUP		54			54
NEW YORK PRESBYTERIAN - QUEENS DIAGNOSTIC		50	4	7%	54
CAMBRIDGE SECURITY SERVICES		51	3	6%	54
SARASOTA CO. HEALTH DEPT # 58		40	14	26%	54
MIAMI CLINICAL RESEARCH CORP		12	42	78%	54
TGH URGENT CARE - RIVERVIEW			54	100%	54
JFK MEDICAL CENTER NORTH LAB		1	52	98%	53
WALGREENS #05625		48	5	9%	53
BITTINGS APOTHECARY INC		47	6	11%	53
ST ANTHONYS PRIMARY CARE LLC/JACKSON STREET			53	100%	53
ORCHID COVE AT DAYTONA		45	8	15%	53
QUOTIENT SCIENCES LABS LLC			53	100%	53
ALLIANCE COMMUNITY FOR RETIREMENT LIVING		53			53
Osprey Point Nursing Center		51	2	4%	53
LITTLE NECK URGENT CARE		51	2	4%	53
HOME CARE PHARMACY		53			53
ROCHESTER GENERAL HOSPITAL LABORATORY		49	4	8%	53
ADVANCE URGENT CARE CENTER, LLC		11	42	79%	53
MISSION OAKS ASSISTED LIVING□		51	2	4%	53
ENCOMPASS HEALTH REHABILITATION OF ALTAMONTE		48	5	9%	53
UNIVERSITY OF WEST FLORIDA, THE		52	1	2%	53
SOMERSET			53	100%	53
BARNES HEALTHCARE OF FLORIDA LLC		49	4	8%	53
Citymd Of Toms River		45	7	13%	52
MINUTECLINIC DIAGNOSTIC OF NORTH CAROLINA		50	2	4%	52
BASSETTI MEDICAL RESEARCH INC		35	17	33%	52
CARE 4 U MANAGEMENT, INC			52	100%	52
PHILLIPPE RIDGE		40	12	23%	52
CONCENTRA URGENT CARE		48	4	8%	52
SUNSHINE PEDIATRICS OF CENTRAL FLORIDA PL		49	3	6%	52
ADVENT HEALTH		49	3	6%	52
SNH BRFL TENANT LLC	2	50			52
LMH SKILLED NURSING UNIT		52			52
THE MEDICAL GROUP OF SOUTH FLORIDA INC		46	6	12%	52
ADVENT HEALTH - LAKE WALES		40	12	23%	52
REOPEN DIAGNOSTICS			51	100%	51
FELICIDAD MEDICAL CENTER		5	46	90%	51
QHC UPSTATE MEDICAL PC		42	9	18%	51
MARIANNA HEALTH AND REHABILITATION CENTER		50	1	2%	51
LPG PEDIATRICS AT PAGE FIELD		50	1	2%	51
INN AT THE FOUNTAINS, THE		34	17	33%	51
SOUTHEAST ALABAMA MEDICAL CENTER			51	100%	51
NIGHT LITE PEDIATRICS CENTER LLC		10	41	80%	51
IMA MEDICAL CENTER		34	17	33%	51
PROFESSIONAL PEDIATRICS		49	2	4%	51

COVID-19: testing by laboratory

Data through Apr 29, 2021 verified as of Apr 30, 2021 at 09:25 AM

Data in this report are provisional and subject to change.

The numbers in the table below represent the number of Florida and non-Florida residents for whom test results were received by the Department of Health. A person can be tested by more than one laboratory and can have both positive and negative results. **Therefore, the sum of the numbers in each column will be larger than the total number of people tested.**

Reporting lab	Inconclusive	Negative	Positive	Percent positive	Total
MINUTECLINIC DIAGNOSTIC MEDICAL GROUP		47	4	8%	51
SOUTH FLORIDA BAPTIST HOSPITAL			51	100%	51
GULFVIEW MEDICAL INSTITUTE		51			51
AVANTE ST CLOUD		48	3	6%	51
DHMD		51			51
PATRICK MANOR INCORPORATED		51			51
WALGREEN		37	14	27%	51
WELLMED AT NEW TAMPA		39	12	24%	51
SOUTH CAROLINA DEPT OF HEALTH AND ENVIRONMENT CONTROL		11	40	78%	51
NORTH CAROLINA DEPARTMENT OF HEALTH & HUMAN SERVICES	1		50	98%	51
AMELIA ASSISTED LIVING FACILITY		51			51
WALGREENS #10373		49	2	4%	51
IMMEDIATE CARE PA		46	4	8%	50
BAY STREET PHARMACY☐		45	5	10%	50
PORT ST. LUCIE - ZAXBY'S		50			50
RAINBOW PEDIATRICS PC LLC / BREAKFAST POINT		39	11	22%	50
GRAMERCY PARK URGENT CARE		48	2	4%	50
SEWALLS POINT PHARMACY INC		42	8	16%	50
BLUE SPRINGS SURGERY CENTER		50			50
HILA BECKERMAN MD LLC	1	45	4	8%	50
HIGHLANDS COUNTY FIRE RESCUE		50			50
HEALTH FIRST - CAPE CANAVERAL HOSPITAL		1	49	98%	50
LEE PHYSICIAN GROUP COLLEGE POINT		49	1	2%	50
COURTYARD GARDENS OF BOYNTON BEACH, LLC		47	3	6%	50
SUNSHINE ASSISTED LIVING		50			50
ARCPPOINT LABS OF WEST PALM BEACH		9	41	82%	50
LAKE BUTLER HOSPITAL		46	4	8%	50
BETHUNE-COOKMAN UNIVERSITY		32	18	36%	50
CARE ATC - ANDES			50	100%	50
MILLENNIA ADVANCED SCIENTIFIC LLC			50	100%	50
PRACTICE MANAGEMENT OF AMERICA, INC.		7	43	86%	50
POPLAR HEALTHCARE PLLC	1	11	38	76%	50
BENTON HOUSE OF PORT ORANGE		44	6	12%	50
PREMIER COMMUNITY HEALTHCARE GROUP INC		46	3	6%	49
USF		1	48	98%	49
ALLEGRO		47	2	4%	49
PANCARE HEALTH - BAY COUNTY - YOUNGSTOWN		44	5	10%	49
ADVENTIST HEALTH SYSTEM FLORIDA		34	15	31%	49
ALWAYS BEST CARE SENIOR SERVICES		44	5	10%	49
SOLARIS SENIOR LIVING NORTH NAPLES		48	1	2%	49
PINES NURSING HOME		47	2	4%	49
NORTHBROOK CENTER FOR☐		47	2	4%	49
RESIDENTIAL PLAZA AT BLUE LAGOON INC		45	4	8%	49
Guardian Care Nursing and Rehabilitation Center		49			49
MADISON COUNTY MEMORIAL HOSPITAL LABORATORY		15	34	69%	49
EMPLOYEE WELLNESS PA		32	17	35%	49

COVID-19: testing by laboratory

Data through Apr 29, 2021 verified as of Apr 30, 2021 at 09:25 AM

Data in this report are provisional and subject to change.

The numbers in the table below represent the number of Florida and non-Florida residents for whom test results were received by the Department of Health. A person can be tested by more than one laboratory and can have both positive and negative results. **Therefore, the sum of the numbers in each column will be larger than the total number of people tested.**

Reporting lab	Inconclusive	Negative	Positive	Percent positive	Total
DOH		23	26	53%	49
CDR MAGUIRE - MIAMI BEACH CC MISSION 17388		2	47	96%	49
S-H THIRTY FIVE OPCO - LUTZ, LLC		48	1	2%	49
FHMG_CTR FOR SENIOR HEALTH		44	5	10%	49
SOFT CELL LABORATORIES		45	4	8%	49
BAY CENTER HURRICANE SHELTER		48			48
GRAND OAKS OF PALM CITY LLC□	1	41	6	13%	48
INTERCOASTAL MEDICAL GROUP		2	46	96%	48
CITY OF CAPE CORAL		37	11	23%	48
ADVENTHEALTH MEDICAL GROUP FAMILY & INTERNAL		22	26	54%	48
THE TERRACE OF JACKSONVILLE		3	45	94%	48
EXPRESS CARE OF TAMPA BAY LLC		13	35	73%	48
HERNANDO ENDOSCOPY AND SURGERY CENTER		37	11	23%	48
PREMIER MEDICAL ASSOCIATES		46	2	4%	48
MORTON PLANT			48	100%	48
NAPLES PEDIATRICS INC□		43	5	10%	48
URGENT CARE & WELLNESS CENTER		15	33	69%	48
BAPTIST URGENT CARE		44	4	8%	48
ROADS PEDIATRICS,LLC		45	3	6%	48
COURTYARD GARDENS OF JUPITER		48			48
LYSTER ACH FT RUCKER AL		45	3	6%	48
CAREMED INTERNAL MEDICINE		30	18	38%	48
SOMA MEDICAL CENTER PA #3		10	38	79%	48
SEWANEE MOLECULAR DIAGNOSTICS LABORATO		48			48
ISLAND URGENT CARE PLLC		44	4	8%	48
NAVARRE GARDENS		41	6	13%	47
ROYAL PALM SENIOR RESIDENCE		47			47
Casa Mora Rehabilitation & Extended Care		45	2	4%	47
WINTER GARDEN REHAB AND NURSING CENTER		43	4	9%	47
INTERLAB		1	46	98%	47
FAMILY EXTENDED CARE OF WINTER HAVEN		45	2	4%	47
COMPLETE HOME CARE OF THE PALM BEACHES LLC		43	4	9%	47
POINTE AT NEW PORT PLACE,THE		47			47
THE PALMS PHARMACY, INC		44	3	6%	47
MOBILE DOC FL, LLC		29	18	38%	47
ALLIANCE OF PHYSICIANS AGAINST COVID-19		1	46	98%	47
SMH PHYSICIAN SERVICES INC		46	1	2%	47
ADVENT HEALTH MEDICAL GROUP OB GYN AT		40	6	13%	46
CVS MINUTE CLINIC DIAGNOSTIC OF NORTH CAROL		40	6	13%	46
WALGREENS 3145		43	3	7%	46
TRICORE REF LABS - UNIV OF NM		46			46
EAST MANATEE FAMILY	1	1	44	96%	46
MINUTECLINIC DIAGNOSTIC OF LOUISIANA		43	3	7%	46
H LEE MOFFITT CANCER CENTER MICRO		46			46
KAPG ST AUGUSTINE SENIOR HOUSING OPCO LLC		37	9	20%	46
HARTFORD HEALTH SERVICES LLC		46			46

COVID-19: testing by laboratory

Data through Apr 29, 2021 verified as of Apr 30, 2021 at 09:25 AM

Data in this report are provisional and subject to change.

The numbers in the table below represent the number of Florida and non-Florida residents for whom test results were received by the Department of Health. A person can be tested by more than one laboratory and can have both positive and negative results. **Therefore, the sum of the numbers in each column will be larger than the total number of people tested.**

Reporting lab	Inconclusive	Negative	Positive	Percent positive	Total
NORTH FLORIDA / SOUTH GEORGIA VETERANS HEALTH SYSTEM		1	45	98%	46
PREMIER PLACE HEALTHCARE AT THE GLENVIEW		46			46
SAN CARLOS PHARMACY		39	7	15%	46
WELLSTAR KENNESTONE HOSPITAL		41	5	11%	46
COLLIER BLVD HMA PHYSICIAN MANAGEMENT LLC		46			46
ST JUDE LABORATORIES		41	5	11%	46
MID-FLORIDA PATHOLOGY, LLC		35	11	24%	46
MULBERRY'S MOBILE PROVIDER SERVICES LLC		29	17	37%	46
WG EVERGREEN WOODS SH LLC		46			46
LUTHERAN HAVEN EXTENDED CONGREGATE CAR		46			46
THORNBURG PEDIATRICS		42	4	9%	46
LEE MEMORIAL HEALTH SYSTEM		41	5	11%	46
LARA HEALTH AND WELLNESS CENTER LLC		45			45
GREENSBORO PATHOLOGY LLC		34	11	24%	45
NORTHSIDE HOSPITAL EMERGENCY DEPT		41	4	9%	45
NEOGENOMICS LABORATORIES INC		45			45
SOUTHPORT SQUARE HARBOUR HEALTH		45			45
REDI-MED WALK-IN FAMILY CARE			45	100%	45
BRP SH OPCO LLC		45			45
VOLUSIA COUNTY BRANCH JAIL		1	44	98%	45
BENTON HOUSE OF ST. JOHNS		43	2	4%	45
ENCOMPASS HEALTH REHABILITATION HOSPITAL OF PANAMA CITY		40	5	11%	45
TGH URGENT CARE - WESLEY CHAPEL			45	100%	45
PLAINVIEW URGENT CARE		42	3	7%	45
BD MEDICAL SYSTEMS		43	2	4%	45
IMA MEDICAL GROUP POINCIANA		18	27	60%	45
COLLIER URGENT CARE CENTERS		44	1	2%	45
AVALON PARK RETIREMENT RESIDENCE		43	2	4%	45
STUART URGENT CARE			45	100%	45
UNION MEDICAL CARE PLLC		44	1	2%	45
LAKE COUNTY SCHOOLS EMPLOYEE HEALTH CENTER		32	13	29%	45
ADULT MEDICINE OF LAKE COUNTY INC			45	100%	45
NEXT MOLECULAR ANALYTICS		14	31	69%	45
TRIPLE O MEDICAL SERVICES INC		41	3	7%	44
WEISS PEDIATRIC CARE LLC		30	14	32%	44
EMORY CLINIC, THE		42	2	5%	44
TNC WALK IN CLINIC		32	12	27%	44
NEWPATH DIAGNOSTICS		36	8	18%	44
FLORIDA HOSPITAL		28	16	36%	44
AU MEDICAL CENTER, INC	1	38	5	11%	44
INNOVATIVE GX LABORATORIES		37	7	16%	44
PEDIATRICS OF CENTRAL FLORIDA - SAINT CLOUD	2	40	2	5%	44
UNIVERSITY BEHAVIORAL CENTER		44			44
LOURDES HOSPITAL INC		42	2	5%	44
RADIOLOGY ASSOCIATES OF VENICE AND ENGLEWOOD		42	2	5%	44
Gulf Shore Care Center		39	5	11%	44

COVID-19: testing by laboratory

Data through Apr 29, 2021 verified as of Apr 30, 2021 at 09:25 AM

Data in this report are provisional and subject to change.

The numbers in the table below represent the number of Florida and non-Florida residents for whom test results were received by the Department of Health. A person can be tested by more than one laboratory and can have both positive and negative results. **Therefore, the sum of the numbers in each column will be larger than the total number of people tested.**

Reporting lab	Inconclusive	Negative	Positive	Percent positive	Total
GRAND VILLA OF NEW PORT RICHEY		37	7	16%	44
PRINCETON VILLAGE□		40	4	9%	44
BENTON HOUSE OF CLERMONT		44			44
ASHTON PLACE	3	37	4	9%	44
CAREHERE LAKE SCHOOLS EMPLOYEE HEALTH CENTER		30	14	32%	44
THE MERIDIAN AT BOCA RATON	1	43			44
PINELLAS INTERNAL MEDICINE ASSOCIATES	1	39	3	7%	43
BRONX LEBANON HOSPITAL-MEDICAL CENTER		39	4	9%	43
FLORIDA MEDICAL CLINIC IM MLK		29	14	33%	43
WOLFF CTR FOR CHILD & ADOLESCENT HEALTH PLLC,THE		26	17	40%	43
BIOFIRE		11	32	74%	43
EC OPCO TIMBERLIN PARC LLC		43			43
WALK IN MEDICAL URGENT CARE		43			43
BRANCH MEDICAL CLINIC			43	100%	43
LAKE MARY KIDS CENTRA CARE		33	10	23%	43
ST LUCIE COUNTY JAIL		28	15	35%	43
FIRST CHOICE URGENT CARE		12	31	72%	43
DUVAL PHARMACY		32	11	26%	43
FLAGLER HOSPITAL INC	2		41	95%	43
University Hills health and Rehabilitation		33	10	23%	43
COMMUNITY MEDICAL CARE CENTER INC			43	100%	43
MAKO MEDICAL		21	22	51%	43
UNION MEDICAL CARE		43			43
MINUTE CLINIC DIAGNOSTIC OF VIRGINIA, LLC		41	2	5%	43
D W MCMILLAN MEMORIAL HOSPITAL		31	11	26%	42
GRAND VILLA OF LARGO		37	5	12%	42
EASTERN SHORE URGENT CARE		31	11	26%	42
STAT ONE URGENT CARE CENTER		2	40	95%	42
KIVA AT CANTERBURY		25	17	40%	42
Atlantic Shore Nursing and Rehab		42			42
NORTHWELL HEALTH PLAINVIEW HOSPITAL LABORATORY		33	9	21%	42
BAYCARE MEDICAL GROUP INC		3	39	93%	42
STETSON UNIVERSITY STUDENT HEALTH CENTER		3	39	93%	42
WALGREENS_PEMBROKE PINES		35	7	17%	42
GRAND VILLA OF ENGLEWOOD		37	5	12%	42
MAIMONIDES-SHALOM ACADEMY, INC		41	1	2%	42
CARE CENTERS OF NASSAU LLC MINER ROAD NORTH		42			42
ORLANDO HEALTH PRIMARY CARE PEDIATRICS		39	3	7%	42
CLINICAL LABORATORY		42			42
ENCOMPASS HEALTH REHABILITATION HOSPITAL OF OCALA		41	1	2%	42
ATRIA WILLOW WOOD		40	2	5%	42
WINDSOR WOODS REHAB & HEALTHCARE CTR		40	2	5%	42
WHITE-WILSON MEDICAL CENTER		31	11	26%	42
PACIFICA SENIOR LIVING OCALA		37	5	12%	42
UNIVERSITY HOSPITAL		35	7	17%	42
LONGLEAF DIAGNOSTIC LABORATORIES		13	29	69%	42

COVID-19: testing by laboratory

Data through Apr 29, 2021 verified as of Apr 30, 2021 at 09:25 AM

Data in this report are provisional and subject to change.

The numbers in the table below represent the number of Florida and non-Florida residents for whom test results were received by the Department of Health. A person can be tested by more than one laboratory and can have both positive and negative results. **Therefore, the sum of the numbers in each column will be larger than the total number of people tested.**

Reporting lab	Inconclusive	Negative	Positive	Percent positive	Total
EP MEDICAL EQUIPMENT PHARMACY		36	6	14%	42
Arbor Springs Health and Rehab		41			41
FLORIDA HOSPITAL NEW SMYRNA		4	37	90%	41
A & R RESEARCH GROUP		35	6	15%	41
SOUTHCOR LABORATORY		7	34	83%	41
MEDCOR CORPORATE CLINIC		40	1	2%	41
PINELLAS PARK FIRE DEPARTMENT		41			41
DCH REGIONAL MEDICAL CENTER LABORATORY		39	2	5%	41
CAPITAL REGIONAL MEDICAL CENTER		2	39	95%	41
CITRUS CARE CLINIC			41	100%	41
RIVERHEAD URGENT CARE		40	1	2%	41
CITRUS COUNTY HEALTH DEPARTMENT		35	6	15%	41
BULLS HEAD URGENT CARE		39	2	5%	41
UNIVERSITY OF ALABAMA		38	3	7%	41
PEDIATRICS OF CENTRAL FLORIDA KISSI		33	8	20%	41
DOCTOR TODAY TLC LLC			41	100%	41
CROSSROADS URGENT CARE		26	15	37%	41
CRESTVIEW IMMEDIATE CARE LL		17	24	59%	41
NIGHT LITE PEDIATRIC CENTER		10	31	76%	41
BOND CLINIC, PA		11	30	73%	41
ORLANDO ORTHOPAEDIC OUTPATIENT SURGERY CENTER		35	6	15%	41
A AND R RESEARCH GROUP LLC		36	5	12%	41
VETERANS AFFAIRS MEDICAL CENTER - NEW YORK HARBOR		38	2	5%	40
LABORATORY MEDICINE CONSULTANTS-LMC PA		37	3	8%	40
CLINICAL PATHOLOGY LABORATORIES, INC		40			40
ANDALUSIA HEALTH		23	17	43%	40
PRIDE DIAGNOSTICS		24	16	40%	40
THE LODGE AND REHABILITATION CENTER		24	16	40%	40
M&V SAN JOSE MEDICAL CENTER			40	100%	40
GENEXPERT			40	100%	40
FAMILY AND INTERNAL MEDICINE AT AVALON PARK		36	4	10%	40
ADVENT HEALTH CENTRA CARE - LAKE LAND		30	10	25%	40
UNIVERSITY MEDICAL CTR OF PRINCETON AT		38	2	5%	40
CARILLON SPORTS AND FAMILY MEDICINE		30	10	25%	40
BELVEDERE COMMONS OF SUN CITY CENTER		40			40
PORT SAINT JOHN FAMILY PRACTICE		24	16	40%	40
ENCOMPASS HEALTH REHABILITATION HOSPITAL OF MIAMI		39	1	3%	40
LPG CONVENIENT CARE AT METRO		36	4	10%	40
BAY COUNTY JAIL ANNEX		34	5	13%	39
CHIPOLA QUICK CARE		33	6	15%	39
VENICE URGENT CARE - GULF COAST		1	38	97%	39
FLORIDA HOSPITAL PHYSICIAN GROUP		26	13	33%	39
ISLAMORADA VILLAGE OF ISLANDS FIRE RESCUE		36	3	8%	39
CEDAR CREEK AT KINGS BAY INC		39			39
CORRECTIONAL MEDICAL GROUP		27	12	31%	39
MEDEX MEDICAL EXPRESS OF PALATKA LLC			39	100%	39

COVID-19: testing by laboratory

Data through Apr 29, 2021 verified as of Apr 30, 2021 at 09:25 AM

Data in this report are provisional and subject to change.

The numbers in the table below represent the number of Florida and non-Florida residents for whom test results were received by the Department of Health. A person can be tested by more than one laboratory and can have both positive and negative results. **Therefore, the sum of the numbers in each column will be larger than the total number of people tested.**

Reporting lab	Inconclusive	Negative	Positive	Percent positive	Total
PALM POINT BEHAVIORAL HEALTH		39			39
WG BAYPOINT VILLAGE SH LLC		38	1	3%	39
HUNT CLUB MEDICAL		15	24	62%	39
CLINICAL RESEARCH SEQUENCING PLATFORM		8	31	79%	39
GUYAN VALLEY WELLNESS CENTER		32	7	18%	39
ADVENTHEALTH MEDICAL GROUP PULMONOLOGY		34	5	13%	39
BROOKDALE BRANDON	1	38			39
METROPOLITAN CHARITIES INC		36	3	8%	39
JUNIPER VILLAGE AT CAPE CORAL		34	5	13%	39
FLORIDA DEPARMENT OF HEALTH CLAY COUNTY		26	13	33%	39
BAYSHORE PATHOLOGY CONSULTANTS PA		37	2	5%	39
HOUSE CALLS PROFESSIONAL LLC		35	4	10%	39
ARTHREX MEDICAL CENTER EAST		25	13	34%	38
CONNECTICUT DEPARTMENT OF HEALTH		22	16	42%	38
GRAND VILLA OF ST. PETERSBURG		36	2	5%	38
Grand Villa of Deerfield Beach		34	4	11%	38
AUTUMN OF SARASOTA		12	26	68%	38
MINUTECLINIC, LLC, DBA MINUTECLINIC #5		34	4	11%	38
STEWART MEDICAL GROUP, INC		21	17	45%	38
ATRIA SAN PABLO		36	2	5%	38
HOMEWOOD RESIDENCE AT FREEDOM PLAZA		37	1	3%	38
MOLECULAR DIAGNOSTICS		5	33	87%	38
Life Care Center of Citrus County		37	1	3%	38
CCRC @ SUNFLOWER LLC		35	3	8%	38
WASHINGTON COUNTY HEALTH DEPARTMENT		25	13	34%	38
TAYLORVILLE FAMILY MEDICINE		31	7	18%	38
ST AUGUSTINE PEDIATRIC ASSOC		33	5	13%	38
CLEARWATER EMPLOYEE HEALTH CLINIC		19	19	50%	38
INNOVATION CLINICAL TRIALS, INC			38	100%	38
GRAND VILLA OF PINELLAS PARK		36	2	5%	38
EMORY UNIVERSITY HOSPITAL		30	8	21%	38
STATCARE URGENT AND WALK-IN MEDICAL CA		35	3	8%	38
MINUTE CLINIC LLC #2216		35	3	8%	38
HARMONY HEALTH OPCO, LLC		17	21	55%	38
ROCKLAND URGENT CARE FAMILY HEALTH NP		36	2	5%	38
WEINBERG VILLAGE		36	1	3%	37
PECONIC BAY MEDICAL CENTER LABORATORY		28	9	24%	37
ALAN A SMITH MD LLC		34	3	8%	37
OCCUPATIONAL HEALTH CENTERS OF THE SOUTHWEST PA		32	5	14%	37
PONCE THERAPY CARE CENTER		34	3	8%	37
FAMILY EXTENDED CARE OF SEBRING INC		35	2	5%	37
ACCURATE DIAGNOSTIC LAB		35	2	5%	37
MINUTECLINIC DIAGNOSTIC OF RHODE ISLAND, LLC #1544		36	1	3%	37
ASSISTED LIVING OF BROWARD		37			37
AIR, LAND & SEA PHYSICALS & CONSULTATIONS, LLC		36	1	3%	37
THE COLLIER AT NAPLES		36	1	3%	37

COVID-19: testing by laboratory

Data through Apr 29, 2021 verified as of Apr 30, 2021 at 09:25 AM

Data in this report are provisional and subject to change.

The numbers in the table below represent the number of Florida and non-Florida residents for whom test results were received by the Department of Health. A person can be tested by more than one laboratory and can have both positive and negative results. **Therefore, the sum of the numbers in each column will be larger than the total number of people tested.**

Reporting lab	Inconclusive	Negative	Positive	Percent positive	Total
MINUTE CLINIC DIAGNOSTIC OF NEW JERSEY		36	1	3%	37
MINUTECLINIC DIAGNOSTIC OF MICHIGAN		34	3	8%	37
CENTRAL FLORIDA HEALTH CARE INC WAUCHULA SITE 2		29	8	22%	37
HOLZER HEALTH CENTER		5	32	86%	37
HOLLISMED LLC		35	2	5%	37
KISSIMMEE VA OUTPATIENT CLINIC		34	3	8%	37
ONE MILO		37			37
ST. MARYS MEDICAL CENTER		1	36	97%	37
MINUTE CLINIC DIAGNOSTIC OF VIRGINIA		30	7	19%	37
HR SARASOTA OPERATOR LLC		25	12	32%	37
GILBERT MEDICAL GROUP		34	3	8%	37
PATHOGENIUS LABORATORIES		30	7	19%	37
CARE HERE		12	25	68%	37
COLLIER HMA PHYSICIAN MANAGEMENT LLC		27	10	27%	37
GULFSIDE HOSPICE INC		34	3	8%	37
ACTIVE SENIOR LIVING		35	2	5%	37
MINUTECLINIC DIAGNOSTIC OF LOUISIANA,		34	3	8%	37
PATHGROUP		9	28	76%	37
HARBORCHASE OF WELLINGTON CROSSING		34	2	6%	36
Kensington Gardens		36			36
CENTERPLACE HEALTH		15	21	58%	36
JACKSON HEALTH SYSTEM		2	34	94%	36
EASYCARE WALK-IN CLINIC	1	14	21	58%	36
PHYSICIAN ASSOCIATES LLC		26	10	28%	36
WARDE MEDICAL LABORATORY		28	8	22%	36
LEE COMMUNITY HEALTHCARE INC CAPE CORAL		34	2	6%	36
MEDCOMP SCIENCES			36	100%	36
ENCOMPASS HEALTH REHABILITATION		34	2	6%	36
FORT CAROLINE GARDENS, INC		33	3	8%	36
WELLMED AT PLANT CITY		18	18	50%	36
MAINSTREET FAMILY URGENT CARE		1	35	97%	36
SOUTHEAST GEORGIA HEALTH SYSTEM, INC		31	5	14%	36
BVL/LITTLE ANGEL PEDIATRICS		36			36
WALGREENS COVID-19		27	9	25%	36
PULSE & REMEDY LLC		21	15	42%	36
JACK BANDEL MD PA		35	1	3%	36
FLORIDA PEDIATRIC GROUP PA		28	8	22%	36
VILLA COURT LLC		36			36
JUPITER MEDICAL CENTER PHYSICIANS GROUP, INC		32	4	11%	36
REDI-MED WALK IN FAMILY CLINIC			35	100%	35
ADVENT HEALTH - FISH MEMORIAL		2	33	94%	35
UNIPATH		24	11	31%	35
JACKSONVILLE PEDIATRICS		22	13	37%	35
FLORIDA PRESBYTERIAN HOMES INC		33	2	6%	35
MARYLAND DEPARTMENT OF HEALTH			35	100%	35
ISLAND LAKE CENTER		14	21	60%	35

COVID-19: testing by laboratory

Data through Apr 29, 2021 verified as of Apr 30, 2021 at 09:25 AM

Data in this report are provisional and subject to change.

The numbers in the table below represent the number of Florida and non-Florida residents for whom test results were received by the Department of Health. A person can be tested by more than one laboratory and can have both positive and negative results. **Therefore, the sum of the numbers in each column will be larger than the total number of people tested.**

Reporting lab	Inconclusive	Negative	Positive	Percent positive	Total
SOUTHEASTERN OUTPATIENT SURGERY CENTER		32	3	9%	35
METRO KNOXVILLE HMA		25	10	29%	35
LPG PRIMARY CARE AT CAPE CORAL PARKWAY		29	6	17%	35
LABORATORY ALLIANCE OF CENTRAL NEW YORK		33	2	6%	35
VIKOR SCIENTITIC		5	30	86%	35
BOCA TOXICOLOGY LLC		33	2	6%	35
BUREAU OF PUBLIC HEALTH	1	14	20	57%	35
P23 LABS		35			35
JAMAICA HOSPITAL MEDICAL CENTER		31	4	11%	35
IRL		4	31	89%	35
ALABAMA CLINICS		19	16	46%	35
MINUTE CLINIC, LLC DBA MINUTECLINIC #4505		32	3	9%	35
POARCH BANC CREEK INDIANS TRIBAL HEALTH DEPARTMENT			35	100%	35
NEUROINTERNATIONAL SARASOTA		32	3	9%	35
MEDEXPRESS URGENT CARE WEST TAMPA			35	100%	35
TAMPA URGENT CARE			35	100%	35
MIDDLETOWN MEDICAL P C		25	10	29%	35
FHMG-FLORIDA HOSPITAL MEDICAL GROUP		25	10	29%	35
LEE PHYSICIAN GROUP		31	4	11%	35
WUESTHOFF MEMORIAL HOSPITAL			35	100%	35
KINDRED HOSPITAL OCALA		32	3	9%	35
ACCESS 365 URGENT CARE		13	22	63%	35
BAYCARE HEALTH SYSTEMS, LLC			35	100%	35
PARKSIDE HEALTH AND REHABILITATION CENTER			35	100%	35
NCHD		21	14	40%	35
FAST PACE MEDICAL CLINIC		30	5	14%	35
MEDEMERGE		33	2	6%	35
MEDPEDS ASSOCIATES OF SARASOTA PA		32	3	9%	35
FAMILY CARE PARTNERS URGENT CARE LLC		28	6	18%	34
LONG TERM CARE OF GULF BREEZE LLC		30	4	12%	34
CIGNA PBSO WEST PALM		3	31	91%	34
MINUTE CLINIC DIAGNOSTIC OF SC, LLC #75		32	2	6%	34
Grand Villa of Dunedin		28	6	18%	34
ALPHA PHARMACY		31	3	9%	34
CERON PEDIATRICS & INTEGRATIVE MEDICIN		34			34
RASHDA ALBIBI M.D. P.A.		31	3	9%	34
LONG BEACH URGENT CARE		34			34
AYERS NURSING AND REHABILITATION CENTER		34			34
TUSCAN GARDENS OF DELRAY BEACH MANAGEMENT COMPANY,		34			34
FLORIDA DEPARTMENT OF HEALTH IN MONROE COUNTY		27	7	21%	34
PHOSPHORUS DIAGNOSTICS		27	7	21%	34
WALGREENS_COCONUT CREEK		27	7	21%	34
SOUTHWEST LABS		34			34
OZ		34			34
THE SPRINGS OF PARC HILL		33	1	3%	34
ENCORE AT BOCA RATON, THE			34	100%	34

COVID-19: testing by laboratory

Data through Apr 29, 2021 verified as of Apr 30, 2021 at 09:25 AM

Data in this report are provisional and subject to change.

The numbers in the table below represent the number of Florida and non-Florida residents for whom test results were received by the Department of Health. A person can be tested by more than one laboratory and can have both positive and negative results. **Therefore, the sum of the numbers in each column will be larger than the total number of people tested.**

Reporting lab	Inconclusive	Negative	Positive	Percent positive	Total
GEORGIA HEART CENTER (MSC 53), NAVICEN		32	2	6%	34
PARAMOUNT WALK-IN CLINIC		1	33	97%	34
TRADITIONAL HOME CARE INC		33	1	3%	34
HARBOUR ISLAND PEDIATRICS		24	10	29%	34
AMBRY GENETICS CORPORATION	23	10			33
RESIDENCE AT BAY VUE		31	2	6%	33
NIGHT LITE PEDIATRICS URGENT CARE CENTER			33	100%	33
BAYSIDE LABORATORIES INC		33			33
VETERAN AFFAIRS MEDICAL CENTER - JAMES J PETERS		30	3	9%	33
EVERLYWELL		19	14	42%	33
CANCER RESEARCH LAB, BOB JONES UNIVERSITY		29	4	12%	33
CORAL HOUSE ASSISTED LIVING COMMUNITY LLC		33			33
GREENRIDGE GROUP HOME	3	11	19	58%	33
WESTWOOD NURSING AND REHABILITATION		28	5	15%	33
AMMON ANALYTICAL LABORATORIES		29	4	12%	33
CITY OF NAPLES FIRE RESCUE		28	5	15%	33
OPIS COQUINA CENTER		32	1	3%	33
VETERANS HOME		1	32	97%	33
STATCARE URGENT & WALK IN MEDICAL CARE		29	4	12%	33
STATEN ISLAND UNIVERSITY HOSPITAL-POUCH		32	1	3%	33
CARLOS F FUSTER MD PA		31	2	6%	33
NURSES HELPING HANDS INC ALF		33			33
Consulate Health Care of Orange Park		27	6	18%	33
AHSE ROP		32	1	3%	33
SANFORD MOBILE LAB PGA TOUR		32	1	3%	33
HUNTINGTON STATION URGENT CARE		32	1	3%	33
BOND CLINIC		3	30	91%	33
ADVANCED URGENT CARE		12	20	63%	32
Heartland Health Care Center North Sarasota		18	14	44%	32
COLORADO DEPARTMENT OF PUBLIC HEALTH AND ENVIRONMENT			32	100%	32
SYNIVERSE WELLNESS CENTER		27	5	16%	32
A LILIKO'I PHARMACY LLC		29	3	9%	32
UNION CHD		29	3	9%	32
GRAND VILLA OF BOYNTON BEACH		31	1	3%	32
JOSEF SCHENKER MD PC DBA CENTERS URGENT		30	2	6%	32
CARDIOLOGY AND MEDICINE ASSOCIATES INC		31	1	3%	32
LAKE MARY - STIRLING CENTER SUITE 202			32	100%	32
FLORIDA ENDOSCOPY & SURGERY CTR LLC		32			32
STEINHATCHEE DRUGS		26	6	19%	32
WESTMINSTER ST AUGUSTINE		32			32
NORTH PINELLAS CHILDRENS MEDICAL CENTER			32	100%	32
IPSUM DIAGNOSTICS		3	29	91%	32
TREASURE ISLE LLC		32			32
GADSDEN COUNTY HEALTH DEPARTMENT		23	9	28%	32
MINUTECLINIC, LLC #4230		28	4	13%	32
WOMENS CARE FLORIDA LABORATORY		25	7	22%	32

COVID-19: testing by laboratory

Data through Apr 29, 2021 verified as of Apr 30, 2021 at 09:25 AM

Data in this report are provisional and subject to change.

The numbers in the table below represent the number of Florida and non-Florida residents for whom test results were received by the Department of Health. A person can be tested by more than one laboratory and can have both positive and negative results. **Therefore, the sum of the numbers in each column will be larger than the total number of people tested.**

Reporting lab	Inconclusive	Negative	Positive	Percent positive	Total
PEDIATRICS IN BREVARD-COCOA BEACH		27	5	16%	32
COLORADO DEPARTMENT OF HEALTH LABORATORY SERVICES DIVISION			32	100%	32
MARTHA'S HOUSE & ASSISTED LIVING FACILITY		32			32
PASSPORT HEALTH ORLANDO		32			32
MADISON POINTE CARE CENTER		32			32
LPG PRIMARY CARE AT BONITA BAY LIFESTYLE CENTER		29	3	9%	32
OAKMONTE VILLAGE		30	1	3%	31
CVS NC7047POCT DURHAM		31			31
MICHAEL J D'AMBROSE MD PA		29	2	6%	31
FLORIDA MEDICAL CL ODOM TPA		17	14	45%	31
LPG PRIMARY CARE AT COLONIAL CENTER DRIVE		25	6	19%	31
REGENCY PARK ASSISTED LIVING FACILITY		29	2	6%	31
Wiregrass Rehabilitation Center and Nursing Home		28	3	10%	31
ENT AND ALLERGY ASSOCIATES OF FLORIDA LLC		30	1	3%	31
HEALTH FIRST - VIERA HOSPITAL		1	30	97%	31
VENICE REGIONAL BAYFRONT HEALTH			31	100%	31
JOSEF SCHENKER MD PC		31			31
MINUTECLINIC DIAGNOSTIC OF RHODE ISLAND, LLC #212		31			31
LAKELAND NURSING AND REHABILITATION CENTER			31	100%	31
RAYMOND BASRI MD		29	2	6%	31
AMERICAN ESOTERIC LABORATORIES		15	16	52%	31
DISCOVERY COMMONS AT BRADENTON		31			31
PERDIDO URGENT CARE		1	30	97%	31
CHIPOLA MEDICAL ASSOCIATES		11	20	65%	31
BAPTIST PRIMARY BLACK CREEK SOUTH			31	100%	31
LabCorp L#09258130 M#09258125		12	19	61%	31
CVS NC3516POCT WINSTON SALEM		27	4	13%	31
ADVENTHEALTH MEDICAL GROUP FAMILY MEDICINE AT RDV		31			31
ORLANDO FAMILY MEDICINE		14	17	55%	31
WILLAMETTE VALLEY TOXICOLOGY LLC		29	2	6%	31
COUNTY OF LOS ANGELES			31	100%	31
MIDNIGHT MEDICINE			31	100%	31
UR CARE FAMILY AND SPORTS MEDICINE			31	100%	31
PREMIER URGENT CARE CENTER LLC			31	100%	31
SANFORD PEDIATRIC ASSOCIATES, PA		28	3	10%	31
COLLIER ANESTHESIA PAIN LLC		31			31
MIGUEL E TREVINO MD PA		27	4	13%	31
BOCA BIOLISTIC REFERENCE LAB			30	100%	30
WIREGRASS CLINIC LLC		24	6	20%	30
HOLIDAY MEDICAL ASSOCIATES		4	26	87%	30
GRAND LIVING AT LAKEWOOD RANCH		29	1	3%	30
VIRTUA		26	4	13%	30
GERALD J KIVETT MD		27	3	10%	30
ORLANDO ORTHOPAEDIC CENTER		28	2	7%	30
OAK HARBOR ASSISTED LIVING FACILITY		27	3	10%	30
MINUTECLINIC, LLC #08366		25	5	17%	30

COVID-19: testing by laboratory

Data through Apr 29, 2021 verified as of Apr 30, 2021 at 09:25 AM

Data in this report are provisional and subject to change.

The numbers in the table below represent the number of Florida and non-Florida residents for whom test results were received by the Department of Health. A person can be tested by more than one laboratory and can have both positive and negative results. **Therefore, the sum of the numbers in each column will be larger than the total number of people tested.**

Reporting lab	Inconclusive	Negative	Positive	Percent positive	Total
BOCA SIMON LAB		1	29	97%	30
RAINBOW PEDIATRICS		1	29	97%	30
JOSEPH SCHENKER MD PC DBA CENTERS URGENT		26	4	13%	30
CHILDREN'S MEDICAL CENTER			30	100%	30
COOPER HEALTHCARE		27	3	10%	30
ADVENT HEALTH PRIMARY CARE PLUS, WINTER GARDEN		26	4	13%	30
Okeechobee Health Care Facility		16	14	47%	30
AMEERAH LABS			30	100%	30
LPG PRIMARY CARE AT MATTHEW DRIVE		27	3	10%	30
DAVID LAWRENCE CENTER		26	4	13%	30
HERITAGE WATERSIDE		27	3	10%	30
GRACE COMMUNITY PHARMACY		3	27	90%	30
MED LABS DIAGNOSTICS		11	19	63%	30
SPRINGWOOD COURT		25	5	17%	30
CLINCLOUD, LLC			30	100%	30
P4CLINICAL	3	2	25	83%	30
TALLAHASSEE DEVELOPMENTAL CENTER		28	2	7%	30
FORT VALLEY STATE UNIVERSITY		29	1	3%	30
ENGLEWOOD HOSPITAL AND MEDICAL CENTER		25	5	17%	30
THE TERRACE AT IVY ACRES ALF		11	19	63%	30
ST PETER'S BENDER LABORATORY		29	1	3%	30
SANITAS		4	26	87%	30
CENTER ONE SURGERY CENTER		24	6	20%	30
CAPE CORAL HOSPITAL ABG LABORATORY		16	13	45%	29
HENDRY REGIONAL CORPORATE HEALTH			29	100%	29
BROOKWOOD BAPTIST MEDICAL CENTER		28	1	3%	29
PRO HEALTH HARMONY		29			29
PANCARE HEALTH - BONIFAY K-8			29	100%	29
MAYO CLINIC JACKSONVILLE		4	25	86%	29
COMPREHENSIVE CHILDCARE		23	6	21%	29
PBSO WEST PALM FAMILY PRACTICE		1	28	97%	29
GUIDEWELL EMERGENCY MEDICINE DOCTORS LLC #33		18	11	38%	29
GOOD SAMARITAN HOSPITAL LABORATORY		26	3	10%	29
ROBERT H JENKINS JR VETERANS' DOMICILIARY HOME OF		26	3	10%	29
STEWART MELBOURNE HOSPITAL			29	100%	29
CDC		17	12	41%	29
ST VINCENTS AMBULATORY CARE INC DBA		26	3	10%	29
INTERIM HEALTHCARE OF NORTHWEST FLORIDA INC		27	2	7%	29
UCLA HEALTHCARE CLINICAL LABS		23	6	21%	29
DSI MANAGEMENT LLC		29			29
UNIVERSITY OF ILLINOIS VETERINARY DIAG	1	27	1	3%	29
TIFFANY LAKE CARE CENTERS INC		28	1	3%	29
PALMS, THE		29			29
MINIMALLY INVASIVE VASCULAR INC		27	2	7%	29
TOTTENVILLE CIRCLE URGENT CARE		29			29
PALM GARDEN OF JACKSONVILLE		27	2	7%	29

COVID-19: testing by laboratory

Data through Apr 29, 2021 verified as of Apr 30, 2021 at 09:25 AM

Data in this report are provisional and subject to change.

The numbers in the table below represent the number of Florida and non-Florida residents for whom test results were received by the Department of Health. A person can be tested by more than one laboratory and can have both positive and negative results. **Therefore, the sum of the numbers in each column will be larger than the total number of people tested.**

Reporting lab	Inconclusive	Negative	Positive	Percent positive	Total
SUNTREE INTERNAL MEDICINE		29			29
UNIV OF ROCHESTER-STRONG MEMORIAL HOSP		28	1	3%	29
PINELLAS 1 HOME HEALTH CARE CORP		28	1	3%	29
RENAISSANCE SENIOR LIVING	1	28			29
DUVAL COUNTY HEALTH DEPARTMENT		29			29
LEE COMMUNITY HEALTHCARE INC NORTH FORT MYERS		29			29
NEMOURS CHILDRENS CLINIC		22	7	24%	29
CHILDRENS MEDICAL CENTER			28	100%	28
VASSAR BROTHERS MEDICAL CENTER LABORATORY		26	2	7%	28
MINUTECLINIC DIAGNOSTIC OF TN PC #6435		25	3	11%	28
BROOKDALE PHILLIPPI CREEK			28	100%	28
MINUTECLINIC DIAGNOSTIC OF PENNSYLVANI		26	2	7%	28
PIEDMONT HOSPITAL CLINICAL LABORATORY		25	3	11%	28
Cleveland Clinic Laboratories		4	24	86%	28
PARK WEST MEDICAL CENTER		27	1	4%	28
SOMA MEDICAL CENTER # 4		5	23	82%	28
MINUTECLINIC DIAGNOSTIC OF TEXAS		24	4	14%	28
WEST BROWARD CARE CENTER		24	4	14%	28
VA MEDICAL CENTER			28	100%	28
MONTEFIORE NEW ROCHELLE HOSPITAL		25	3	11%	28
ROSLYN URGENT CARE		27	1	4%	28
ACCESS HEALTH CARE PHYSICIANS LLC		10	18	64%	28
URGENT CARE CENTER			28	100%	28
PORT ST LUCIE HOSPITAL		25	3	11%	28
ADVENT HEALTH MEDICAL GROUP- FAMILY MEDICINE AT DR. PHILIPS		23	5	18%	28
ORANGE PEDIATRICS			28	100%	28
ECC PEDIATRICS		28			28
EDEN AT CRESTVIEW		12	16	57%	28
FAMILY CARE PARTNERS		18	10	36%	28
UTAH DEPARTMENT OF HEALTH			28	100%	28
KIVA AT CANTERBURY, LLC		28			28
FIRST CHOICE PEDIATRICS LOOP		25	3	11%	28
MARION PEDIATRICS PA		21	7	25%	28
MEDEXPRESS URGENT CARE - BLOOMINGTON		23	5	18%	28
NATIONAL MENTOR HEALTHCARE LLC			28	100%	28
1 TOUCH TOTALCARE SOLUTIONS		25	3	11%	28
LAKE PLACID HEALTH AND REHABILITATION		1	27	96%	28
MINUTECLINIC DIAGNOSTIC OF ILLINOIS L		22	6	21%	28
BIG BEND HOSPICE INC		28			28
MINUTECLINIC, LLC, DBA MINUTECLINIC #2544		26	2	7%	28
GASTROENTEROLOGY ASSOCIATES OF PENSACOLA PA		24	4	14%	28
WESTPAC LABS INC	1	16	11	39%	28
ADVENT HEALTH MEDICAL GROUP FAMILY AND INTERNAL MEDICINE AT AVALON PAR		25	3	11%	28
ASTORIA HEALTH AND REHABILITATION CENTER		27	1	4%	28
BROOKDALE UNIVERSITY HOSPITAL		26	2	7%	28
BROWARD HEALTH IMPERIAL POINT NURSING			28	100%	28

COVID-19: testing by laboratory

Data through Apr 29, 2021 verified as of Apr 30, 2021 at 09:25 AM

Data in this report are provisional and subject to change.

The numbers in the table below represent the number of Florida and non-Florida residents for whom test results were received by the Department of Health. A person can be tested by more than one laboratory and can have both positive and negative results. **Therefore, the sum of the numbers in each column will be larger than the total number of people tested.**

Reporting lab	Inconclusive	Negative	Positive	Percent positive	Total
KEY PRIMARY CARE			28	100%	28
GRAND VILLA OF MELBOURNE		26	2	7%	28
WILLOWS AT WILDWOOD, THE		24	4	14%	28
CVA MINUTE CLINIC DIAGNOSTIC OF VIRGINIA, LLC		26	1	4%	27
CANTON-POTSDAM HOSPITAL LABORATORY		26	1	4%	27
AEGIS MEDICAL GROUP, LLC		26	1	4%	27
MINUTECLINIC LLC #4449		25	2	7%	27
EPIC REFERENCE LABS INC			27	100%	27
ADVANCED HEALTHCARE ASSOCIATES		23	4	15%	27
SPANISH RIVER HIGH SCHOOL ESE		23	4	15%	27
LAKELAND HILLS CENTER		19	8	30%	27
SUNCOAST LABS			27	100%	27
HOWARD BEACH URGENT CARE		25	2	7%	27
SHORE MEMORIAL HOSPITAL		24	3	11%	27
NTD EUROFINs ATLANTA		26	1	4%	27
HALIFAX HEALTH URGENT CARE		6	21	78%	27
Clearwater Center		13	14	52%	27
HUNT CLUB PEDIATRIC ASSOCIATES LLC		22	5	19%	27
LEXINGTON PLACE SENIOR LIVING COMMUNITY		27			27
Summit Medical Group Westfield Lab		24	3	11%	27
DIXIE COUNTY HEALTH DEPARTMENT		18	9	33%	27
GRAND VILLA OF DELRAY EAST		27			27
LOOP PEDIATRICS		22	5	19%	27
West Gate Village, LLC		27			27
THE COMMONWEALTH OF MASSACHUSETTS		1	26	96%	27
VICK STREET MANOR		27			27
URGENT FAMILY CARE INC		24	3	11%	27
WALGREENS #04569		25	2	7%	27
BROOKDALE SOUTHPOINT			27	100%	27
HEALTHPARK MEDICAL CENTER ABG LAB		26	1	4%	27
PHYSICIANS CARE		23	4	15%	27
ATRIA LADY LAKE		27			27
EMORY BENNETT VETERANS NURSING HOME	1	26			27
MINUTECLINIC DIAGNOSTIC OF TN, PC 374		23	4	15%	27
CARENOW - DOWNTOWN NORTH GULCH		25	2	7%	27
COMMUNITY HEALTH OF SOUTH FLORIDA			27	100%	27
EXPRESS CARE OF BELLEVIEW		27			27
MINUTECLINIC DIAGNOSTIC OF TN PC #6363		22	5	19%	27
OPTIMAL CARE PEDIATRICS		8	19	70%	27
SUMMIT MEDICAL GROUP - 75 E NORTHFIELD		22	5	19%	27
SUMMERGATE PHARMACY		24	2	8%	26
DARDEN WELLNESS CENTER		23	3	12%	26
OAKTREE HEALTHCARE			26	100%	26
WAKULLA COUNTY HEALTH DEPARTMENT		12	14	54%	26
MINUTECLINIC DIAGNOSTIC OF TN PC #378		23	3	12%	26
PALMETTO PEDIATRICS			26	100%	26

COVID-19: testing by laboratory

Data through Apr 29, 2021 verified as of Apr 30, 2021 at 09:25 AM

Data in this report are provisional and subject to change.

The numbers in the table below represent the number of Florida and non-Florida residents for whom test results were received by the Department of Health. A person can be tested by more than one laboratory and can have both positive and negative results. **Therefore, the sum of the numbers in each column will be larger than the total number of people tested.**

Reporting lab	Inconclusive	Negative	Positive	Percent positive	Total
MONCRIEF ARMY HEALTH CLINIC			26	100%	26
ADVENT HEALTH PARTIN SETTLEMENT HEALTH PARK		18	8	31%	26
EXPRESS FAMILY CARE LLC		11	15	58%	26
HOPE HEALTHCARE		25	1	4%	26
MINUTE CLINIC DIAGNOSTIC OF TEXAS, LLC		23	3	12%	26
ADVENTHEALTH MEDICAL GROUP PEDIATRIC & ADOLESCENT		25	1	4%	26
RJ LEE GROUP	1	23	2	8%	26
USCG AIR STATION CLEARWATER CLINIC		25	1	4%	26
COASTAL SKIN SURGERY AND DERMATOLOGY		18	8	31%	26
ARCPPOINT LABS OF FORT LAUDERDALE		25	1	4%	26
THE MINIER URGENT CARE		20	6	23%	26
MORTON PLANT HOSPITAL - ADLER INSTITUTE OF LAB MEDICINE		1	25	96%	26
PULMONARY SPECIALISTS OF THE PALM BEACHES		16	10	38%	26
MINUTECLINIC DIAGNOSTIC OF NORTH CAROLINA PC		23	3	12%	26
MD BEAUTY LABS, PA		24	2	8%	26
DELRAY BEACH FACIAL PLASTIC SURGERY		26			26
EAST HILL MEDICAL GROUP		17	9	35%	26
MAGNOLIA PEDIATRICS		4	22	85%	26
NEWYORK-PRESBYTERIAN/ LAWRENCE HOSPITAL LABORATORY		23	3	12%	26
FORT SANDERS REGIONAL LABORATORY		26			26
NEW YORK METHODIST HOSPITAL		22	4	15%	26
PALM BEACH COUNTY FIRE RESCUE		24	2	8%	26
ABL MEDICAL CARE LLC			26	100%	26
LOT HEALTH SERVICES	1	25			26
THE CLUB AT BOYNTON BEACH, LLC		24	2	8%	26
LAKES DIALYSIS CENTER INC			26	100%	26
COASTAL COMPLETE CARE		12	14	54%	26
ADIRONDACK MEDICAL CENTER		26			26
UNDERGROUND FREE CLINIC		25	1	4%	26
TREEHOUSE PEDIATRICS & FAMILY CARE		26			26
STEWART MEDICAL GROUP INC			25	100%	25
EMORY CRAWFORD LONG HOSPITAL LABORATOR		22	3	12%	25
WESTPAC LABS		1	24	96%	25
MINUTECLINIC DIAGNOSTIC OF NORTH		22	3	12%	25
MINUTECLINIC DIAGNOSTIC OF TN PC #320		17	8	32%	25
SUNQUEST		3	22	88%	25
JUPITER MEDICAL CENTER		1	24	96%	25
ADVENT HEALTH - LAKE MARY PEDIATRICS		16	9	36%	25
CVS NC7588POCT ASHEVILLE		22	3	12%	25
GREEN GABLES ASSISTED LIVING FACILITY		25			25
CENTRAL FLORIDA PEDIATRIC URGENT CARE LLC		21	4	16%	25
PHYSICIANS STAT		3	22	88%	25
VILLAGES REHABILITATION AND NURSING CENTER		24	1	4%	25
MADWAR		19	6	24%	25
TOTAL ACCESS URGENT CARE		1	24	96%	25
SOUTH FLORIDA DIALYSIS CENTER		8	17	68%	25

COVID-19: testing by laboratory

Data through Apr 29, 2021 verified as of Apr 30, 2021 at 09:25 AM

Data in this report are provisional and subject to change.

The numbers in the table below represent the number of Florida and non-Florida residents for whom test results were received by the Department of Health. A person can be tested by more than one laboratory and can have both positive and negative results. **Therefore, the sum of the numbers in each column will be larger than the total number of people tested.**

Reporting lab	Inconclusive	Negative	Positive	Percent positive	Total
ADEPT INPATIENT MEDICAL SERVICES PC		25			25
JUST FOR KIDS PEDIATRICS		5	20	80%	25
ADVENT HEALTH EXPRESS		9	16	64%	25
ASURANCE SCIENTIFIC LABORATORIES		24	1	4%	25
TREASURE COAST URGENT CARE			25	100%	25
BOZEMAN HEALTH DEACONESS HOSPITAL		18	7	28%	25
FEDERAL PRISON CAMP PENSACOLA			25	100%	25
OLIVE BRANCH HEALTH AND REHABILITATION CENTER			25	100%	25
STATE LAB		3	22	88%	25
UNIV OF NORTH ALABAMA HEALTH CENTER		22	3	12%	25
ST. CLOUD HOSPITAL		20	5	20%	25
ENCOMPASS HOME HEALTH OF THE SOUTHEAST LLC		23	2	8%	25
THE WATERMARK AT VISTAWILLA		25			25
MED PLUS FLORENCE		20	4	17%	24
COURTYARDS OF ORLANDO		24			24
VISTACARE PHARMACY I		20	4	17%	24
HERITAGE OAKS ASSISTED LIVING & MEMORY CARE		20	4	17%	24
PHYSICIANS PRIMARY CARE OF SW FLORIDA PL		24			24
HENNEPIN COUNTY MEDICAL CENTER (HCMC)		13	11	46%	24
LIFELINK TISSUE BANK D/B/A LIFELINK TISSUE BANK		20	4	17%	24
RAINBOW PEDIATRIC CENTER		2	22	92%	24
SENIOR HEALTH OF WINTER PARK DUNDEE		24			24
NOVANT HEALTH		18	6	25%	24
INTERVENTIONAL REHABILITATION OF SOUTH FLORIDA		16	8	33%	24
ROWLETT MIDDLE ACADEMY		22	2	8%	24
CL BRUMBACK PRIMARY CARE CLINIC LANTANA		2	22	92%	24
HEALTH MED CENTERS		24			24
SARASOTA MEMORIAL NURSING & REHABILITATION CTR		24			24
TIMBERLANE LODGE ALF	1	16	7	29%	24
MID FLORIDA PATHOLOGY LLC		23	1	4%	24
MADISON COUNTY MEMORIAL HOSP		12	12	50%	24
FLORIDA MEDICAL CLINIC - NEW TAMPA		19	5	21%	24
FLORENCE J HUNT STUDENT WELLNESS CENTER - HEALTH SERVICES (ABBOTT)		24			24
FORT PIERCE FAMILY CARE INC		18	6	25%	24
BAPTIST PEDIATRICS		20	4	17%	24
GRADY HEALTH SYSTEM		24			24
EDWARD S BENNETT MD PLLC		24			24
ATRIA AT ST JOSEPHS		24			24
MINUTECLINIC, LLC, #4160		20	4	17%	24
THE CHAPPEL GROUP RESEARCH		24			24
MORTON PLANT NORTH BAY HOSPITAL			24	100%	24
PACIFICA SENIOR LIVING FORT MYERS		15	9	38%	24
DOCTORS MEDICAL CENTER OF WALTON COUNTY CLINIC			24	100%	24
ST ELIZABETH MEDICAL CENTER LABORATORY		21	3	13%	24
TARPON BAYOU CENTER			24	100%	24
WELLNOW URGENT CARE		23	1	4%	24

COVID-19: testing by laboratory

Data through Apr 29, 2021 verified as of Apr 30, 2021 at 09:25 AM

Data in this report are provisional and subject to change.

The numbers in the table below represent the number of Florida and non-Florida residents for whom test results were received by the Department of Health. A person can be tested by more than one laboratory and can have both positive and negative results. **Therefore, the sum of the numbers in each column will be larger than the total number of people tested.**

Reporting lab	Inconclusive	Negative	Positive	Percent positive	Total
SENIOR LIVING IV SUN CITY LLC		17	7	29%	24
PRIME CARE ONE LLC/HARBORCHASE OF VENICE			24	100%	24
PALMS MEDICAL GROUP - LAKE CITY WEST		3	21	88%	24
BAYFRONT HMA CONVENIENT CARE, LLC		2	22	92%	24
MAITLAND PRIMARY CARE		9	15	63%	24
PALM BEACH GARDENS MEDICAL CENTER			24	100%	24
CVS NV3210POCT LAS VEGAS		21	3	13%	24
FINLAY C. LABORATORY		4	20	83%	24
CSH LAKE ORIENTA LP		24			24
UAH STUDENT HEALTH CENTER		17	7	29%	24
DALE MEDICAL CENTER		19	5	21%	24
SOUTH NASSAU COMMUNITIES HOSPITAL		20	4	17%	24
INNOVATIVE RESEARCH OF WEST FLORIDA		21	3	13%	24
A PLUS FAMILY URGENT CARE			24	100%	24
AVENTIS BIO-SERVICES CTL		24			24
PASSPORT HEALTH OF TAMPA BAY		21	3	13%	24
ST VINCENT'S EAST		22	2	8%	24
South Heritage Health and Rehab		24			24
NORTHEAST GEORGIA MEDICAL CENTER		24			24
BETHESDA HEALTH PHYSICIAN GROUP INC			24	100%	24
LAKE NONA MEDICAL SERVICES		16	8	33%	24
WESTMINSTER WOODS ON JULINGTON CREEK		22	2	8%	24
LABORATORY DYNAMICS		20	4	17%	24
URGENT CARE USA			24	100%	24
ALAN SERURE MD		24			24
RELIANCE MEDICAL CENTER		15	8	35%	23
MINUTECLINIC MINUTECLINIC #8746		22	1	4%	23
PEPIN ACADEMIES-PASCO		22	1	4%	23
ISLAND COAST PEDIATRICS PA		22	1	4%	23
MARQUESA MEDICAL		20	3	13%	23
COMMONWEALTH OF MASSACHUSETTS			23	100%	23
TREEHOUSE PEDIATRICS		19	4	17%	23
GILCHRIST COUNTY JAIL		21	2	9%	23
LAKEVIEW HEALTH CARE SYSTEMS		9	14	61%	23
JOINT AMBULATORY CARE CENTER		23			23
NEW JERSEY		22	1	4%	23
ADVANCED URGENT CARE CENTER		7	16	70%	23
CHARLOTTE CHD PORT CHARLOTTE		19	4	17%	23
GLEN COVE HOSPITAL		23			23
CORE LABORATORY		1	22	96%	23
Z UROLOGY		22	1	4%	23
SELECT PHYSICIANS ALLIANCE PL		23			23
SEBRING PEDIATRICS LLC			23	100%	23
49D2045214PHYSICIAN OFFICE WAIVER MEDEXPRESS URGENT CARE - HARRISONBU		14	9	39%	23
UF HEALTH NORTH JACKSONVILLE			23	100%	23
SONATA BOYNTON BEACH		21	2	9%	23

COVID-19: testing by laboratory

Data through Apr 29, 2021 verified as of Apr 30, 2021 at 09:25 AM

Data in this report are provisional and subject to change.

The numbers in the table below represent the number of Florida and non-Florida residents for whom test results were received by the Department of Health. A person can be tested by more than one laboratory and can have both positive and negative results. **Therefore, the sum of the numbers in each column will be larger than the total number of people tested.**

Reporting lab	Inconclusive	Negative	Positive	Percent positive	Total
WOODHOUSE INC		17	6	26%	23
DOC PAM PA		22	1	4%	23
WELLMED AT BRANDON REGIONAL		16	7	30%	23
ROSS MEDICAL GROUP			23	100%	23
APOLLO SURGERY CENTER		21	2	9%	23
BAYFRONT FAMILY HEALTH CENTER		3	20	87%	23
TRINITY MEDICAL ASSOCIATES LLC			23	100%	23
WALGREENS #04618		20	3	13%	23
UNIVERSITY HILLS HEALTH AND REHABILITATION CENTER		18	5	22%	23
ESOTERIX GENETIC LABORATORIES		17	6	26%	23
PALM BAY FAMILY PRACTICE		6	17	74%	23
PRIMECARE AT PORT ORANGE		4	19	83%	23
PULSE MEDICAL GROUP INC			23	100%	23
REGENEXX TAMPA BAY		20	3	13%	23
OMEGA LABORATORIES		19	4	17%	23
NOBLE SENIOR LIVING		3	20	87%	23
MARQUES PEDIATRICS			23	100%	23
CARESPOT		2	21	91%	23
NORTHWEST FLORIDA COMMUNITY HOSPITAL 3RD FLOOR		21	2	9%	23
WELLMED AT LAKE COPELAND		17	6	26%	23
COASTAL FAMILY PRACTICE		15	8	35%	23
WUESTHOFF MEDICAL CENTER-MELBOURNE			23	100%	23
FLUSHING HOSPITAL MEDICAL CENTER		19	4	17%	23
EGL GENETIC DIAGNOSTICS		1	22	96%	23
FAST PACE MEDICAL CLINIC PLLC		21	2	9%	23
MEDEXPRESS URGENT CARE - SEMINOLE SQU		21	2	9%	23
J AND J VISTAKON EMPLOYEE HEALTH CENTER		22	1	4%	23
ELAN SPANISH SPRINGS		4	18	82%	22
MINUTECLINIC DIAGNOSTICS MEDICAL GROUP		21	1	5%	22
SARNO FAMILY PRACTICE		9	13	59%	22
TEN HEALTHCARE		6	16	73%	22
ST VINCENT'S URGENT CARE		19	3	14%	22
MEDI STATION			22	100%	22
ROCKLEDEGE REGIONAL MEDICAL CENTER		17	5	23%	22
ST MARYS MEDICAL CENTER			22	100%	22
MINUTECLINIC DIAGNOSTIC PA		19	3	14%	22
SEAGRASS VILLAGE			22	100%	22
ORANGE REGIONAL MEDICAL CENTER LABORATORY		17	5	23%	22
MOBILE DIVISION LABORATORY		7	15	68%	22
LAKEWOOD RANCH MEDICAL CENTER CLINICAL LAB			22	100%	22
Wesley Place on Honeysuckle		20	2	9%	22
OHSU MOLECULAR MICROBIOLOGY LAB		21	1	5%	22
MINUTE-CLINIC DIAGNOSTIC OF VIRGINIA		18	4	18%	22
HARTFORD HOSPITAL ANCILLARY LAB		17	5	23%	22
MORRIS PARK URGENT CARE		19	3	14%	22
BASSETTI & ASSOCIATES, MD, PA			22	100%	22

COVID-19: testing by laboratory

Data through Apr 29, 2021 verified as of Apr 30, 2021 at 09:25 AM

Data in this report are provisional and subject to change.

The numbers in the table below represent the number of Florida and non-Florida residents for whom test results were received by the Department of Health. A person can be tested by more than one laboratory and can have both positive and negative results. **Therefore, the sum of the numbers in each column will be larger than the total number of people tested.**

Reporting lab	Inconclusive	Negative	Positive	Percent positive	Total
FAMILY AND AFTER HOURS CARE		22			22
Sovereign Laboratory Services, LLC		19	3	14%	22
DIACARTA INC.		22			22
YUSRA MEDICAL ASSOCIATES PA		16	6	27%	22
NEW YORK PRESBYTERIAN - ALLEN HOSPITAL		22			22
TEXAS DEPARTMENT OF STATE HEALTH SERVICES		3	19	86%	22
OCEANSIDE URGENT CARE		22			22
OHIO CVS STORES, LLC DBA		19	3	14%	22
KELLY'S ASSISTED LIVING FACILITY		22			22
SOLE HEALTH LLC		22			22
BROOKDALE WEST BOYNTON BEACH		22			22
ERIC C MARSHAL MD, PC DBA MINUTECLINIC		21	1	5%	22
FLORIDA PEDIATRICS		6	16	73%	22
GRAND VILLA OF SARASOTA		21	1	5%	22
PRIMARY CARE SPECIALISTS OF ORLANDO LLC		17	5	23%	22
MIAMI BEACH MEDICAL GROUP			22	100%	22
MORNINGSIDE MANOR & VILLA ADULT CARE C		22			22
CVS NC4165POCT BREVARD		14	8	36%	22
FLORIDA HOSPITAL LABS		12	10	45%	22
BAYCARE MEDICAL GROUP INC			22	100%	22
GLEN OAKS URGENT CARE		20	2	9%	22
MARATHON HEALTH FOR LIFE		19	3	14%	22
INTERNAL MEDICINE LIPID AND WELNNESS PRACTICE		10	12	55%	22
SOUTH CAROLINA DEPARTMENT OF HEALTH			22	100%	22
EBEIDS MD PEDIATRICS		19	3	14%	22
INTERNATIONAL MEDICAL LABORATORY INC		21			21
PREMIUM HEALTH CARE			21	100%	21
ESTATES MEDICAL CENTER		12	9	43%	21
UPMC CHAUTAUQUA AT WCA LABORATORY		20	1	5%	21
PEDIATRIC ASSOCIATES PA		17	4	19%	21
THE VILLAGES HEALTH		12	9	43%	21
CLINICAL PATHOLOGY LABORATORIES SOUTHEAST			21	100%	21
WINTER PARK FAMILY PRACTICE LLC		17	4	19%	21
BARTON FAMILY PRACTICE		10	11	52%	21
CITY OF SANFORD EMPLOYEE HEALTH AND		20	1	5%	21
HELIX DIAGNOSTICS			21	100%	21
HARLEM HOSPITAL CENTER		20	1	5%	21
GOOD SAMARITAN MEDICAL CENTER			21	100%	21
ROCKLEDGE FAMILY HEALTH			21	100%	21
ADVENT HEALTH - KISSIMMEE		6	15	71%	21
COLUMBIA MEMORIAL HOSPITAL		21			21
NAVAL MEDICAL CENTER SAN DIEGO			21	100%	21
GRACE WELLNESS CENTER		8	13	62%	21
CVS MINUTE CLINIC DIAGNOSTIC OF TN #6044		19	2	10%	21
CLEVELAND CLINIC FLORIDA		1	20	95%	21
ORANGE PARK PEDIATRIC ASSOCIATES		10	11	52%	21

COVID-19: testing by laboratory

Data through Apr 29, 2021 verified as of Apr 30, 2021 at 09:25 AM

Data in this report are provisional and subject to change.

The numbers in the table below represent the number of Florida and non-Florida residents for whom test results were received by the Department of Health. A person can be tested by more than one laboratory and can have both positive and negative results. **Therefore, the sum of the numbers in each column will be larger than the total number of people tested.**

Reporting lab	Inconclusive	Negative	Positive	Percent positive	Total
Citymd Of Lacey		18	3	14%	21
WACO HHSSURGEWACO	1	17	3	14%	21
REVA INC		17	4	19%	21
SOMA MEDICAL CENTER, PA #4 FLORIDA MANGO		1	20	95%	21
CARENOW URGENT CARE-BRENTWOOD		15	6	29%	21
ST JUDE CHILDRENS RESEARCH HOSPITAL		21			21
GUARDANT HEALTH		15	6	29%	21
ARDEN COURTS OF WINTER SPRINGS		18	3	14%	21
Grace Rehabilitation of Vero Beach		20	1	5%	21
CVS MINUTE CLINIC DIAGNOSTIC OF TEXAS LLC		17	4	19%	21
RHODE ISLAND DEPARTMENT OF HEALTH			21	100%	21
JEFFERSON K-12, A SOMERSET SCHOOL- CLINIC		17	4	19%	21
POINT OF CARE CLINICS PRIMARY CARE		20	1	5%	21
GAMMA DIAGNOSTIC LAB LLC			21	100%	21
PRIMECARE OF DOTHAN-DALEVILLE CLINIC		16	5	24%	21
CONNECTDX		6	15	71%	21
TENNESSEE DEPARTMENT OF HEALTH		15	6	29%	21
LAKE HOWARD HEIGHTS	1	18	2	10%	21
HEALTHY MINORS, LLC.		20	1	5%	21
ADVENTHEALTH MEDICAL GROUP PEDIATRICS AT		4	17	81%	21
CITY OF CLEARWATER EMPLOYEE HEALTH CENTER		10	11	52%	21
MINUTECLINIC DIAGNOSTIC OF TEXAS LLC		18	2	10%	20
AUBURN COMMUNITY HOSPITAL		18	2	10%	20
BROOKDALE MANDARIN CENTRAL		7	13	65%	20
STATEN ISLAND UNIVERSITY HOSPITAL		19	1	5%	20
BAY PEDIATRICS PA		18	2	10%	20
REDITUS LABORATORIES			20	100%	20
MINUTECLINIC DIAGNOSTIC OF RHODE ISLAND, LLC #590		19	1	5%	20
ST ANTHONY'S HOSP PATIENT CARE SERVICE			20	100%	20
LAKE WORTH MANOR		19	1	5%	20
ADVENTIST HEALTH SYSTEM		16	4	20%	20
GOOD SAMARITAN SOCIETY OF DAYTONA		16	4	20%	20
PONCE PLAZA NURSING & REHAB CENTER		4	16	80%	20
MINUTECLINIC DIAGNOSTIC OF TN PC #566		16	4	20%	20
GENTIVA HEALTH SERVICES		18	2	10%	20
NONA PEDIATRIC CENTER		14	6	30%	20
TGH MEDICAL GROUP LABORATORY CARROLLWOOD			20	100%	20
BEST MEDICAL CENTER		11	9	45%	20
BAPTIST MEDICAL GRP URGENT CARE & OCC HEALTH AIRPO		20			20
ANYTIME LAB, LLC		18	2	10%	20
PRIMARY CARE MEDICINE	1	13	6	30%	20
PROFESSIONAL PARK PEDIATRICS PA			20	100%	20
MEDEXPRESS URGENT CARE - TIMBERLAKE		17	3	15%	20
MCWHORTER SCHOOL OF PHARMACY		20			20
ORLANDO FAMILY PHYSICIANS INC		14	6	30%	20
CONSOLIDATED LAB SERVICES		10	10	50%	20

COVID-19: testing by laboratory

Data through Apr 29, 2021 verified as of Apr 30, 2021 at 09:25 AM

Data in this report are provisional and subject to change.

The numbers in the table below represent the number of Florida and non-Florida residents for whom test results were received by the Department of Health. A person can be tested by more than one laboratory and can have both positive and negative results. **Therefore, the sum of the numbers in each column will be larger than the total number of people tested.**

Reporting lab	Inconclusive	Negative	Positive	Percent positive	Total
ODYSSEY HEALTHCARE OF MARION COUNTY, LLC		19	1	5%	20
FORT WALTON BEACH DEVELOPMENTAL CENTER		19	1	5%	20
DEPT OF VA MEDICAL CENTER - BAY PINES			20	100%	20
MINUTECLINIC DIAGNOSTIC OF MICHIGAN PC		19	1	5%	20
CVS HEALTH, #3396		18	2	10%	20
URGENT TEAM		17	3	15%	20
COMMUNITY HOME HEALTH CARE		20			20
WINSHIPS PHARMACY INC		20			20
BROWNE MEDICAL		18	2	10%	20
FAMILY CARE CYPRESS CREEK		1	19	95%	20
Floral Health and Rehabilitation, LLC		19	1	5%	20
MINUTECLINIC, LLC #4507		18	2	10%	20
MEDICAL EXPRESS CORP		18	2	10%	20
VIERA FAMILY MEDICINE AND WELLNESS		16	4	20%	20
FIRST CHOICE PEDIATRICS WINTER SPRINGS		15	5	25%	20
KIDSWOOD PEDIATRICS CORP		6	14	70%	20
SHELBY BAPTIST MEDICAL CENTER		15	5	25%	20
ADVENTHEALTH MEDICAL GROUP	1	13	6	30%	20
THRIFT DRUGS INC		18	2	10%	20
CARESPOT OF NOCATEE		1	19	95%	20
MINUTE CLINIC		2	18	90%	20
THE CANOPY AT HARPER LAKE	1		19	95%	20
SHIELDT3 LLC		20			20
JOHNS HOPKINS MEDICAL LABORATORIES		1	18	95%	19
STONE WASH CLINICAL LABORATORIES		2	17	89%	19
FLORIDA COMMUNITY HEALTH CENTER OF ST. LUCIE		1	18	95%	19
MINUTECLINIC INCORPORATE, LLC		16	3	16%	19
BAYVIEW MEDICAL		19			19
VALLEY IMMEDIATE CARE		16	3	16%	19
CAREHERE- LCS LEESBURG			19	100%	19
MD PLUS URGENT CARE, LLC			19	100%	19
JACKSON NORTH MEDICAL CENTER		2	17	89%	19
NO NAME		8	11	58%	19
ALL PEDIATRIC CARE			19	100%	19
SEVEN RIVERS REGIONAL MEDICAL CENTER		5	14	74%	19
CLERMONT ADVENTHEALTH CENTRA CARE		1	18	95%	19
COLLEGE POINT URGENT CARE		16	3	16%	19
LAB INTERMARKET FACILITY LAB		1	18	95%	19
CARE POINT HEALTH & WELLNESS CENTER		19			19
NANO HEALTH ASSOCIATES LLC		19			19
ROBERT WOOD JOHNSON UNIVERSITY HOSP		17	2	11%	19
INTEGRATED FAMILY MEDICAL CENTER			19	100%	19
MICHELLE S PAGE MD PA		18	1	5%	19
CARESPOT EXPRESS HEALTHCARE			19	100%	19
AURORA UNIVERSITY WELLNESS CENTER		19			19
ANYLABTESTNOW		6	13	68%	19

COVID-19: testing by laboratory

Data through Apr 29, 2021 verified as of Apr 30, 2021 at 09:25 AM

Data in this report are provisional and subject to change.

The numbers in the table below represent the number of Florida and non-Florida residents for whom test results were received by the Department of Health. A person can be tested by more than one laboratory and can have both positive and negative results. **Therefore, the sum of the numbers in each column will be larger than the total number of people tested.**

Reporting lab	Inconclusive	Negative	Positive	Percent positive	Total
OCEAN REEF MEDICAL CENTER, LLC			19	100%	19
LOVING CARE OF THE TREASURE COAST LLC	1	13	5	26%	19
ROYAL PALM MEDICAL GROUP, INC		19			19
MINUTE CLINIC DIAGNOSTIC OF TN PC #64		18	1	5%	19
FOX FAMILY PRACTICE		19			19
ST. JUDES LABORATORIES		13	6	32%	19
CLINIC OF PEDIATRICS & GI MEDICINE INC		1	18	95%	19
BIOREFERENCE LABORATORIES		7	12	63%	19
STAT MEDICAL CLINIC III INC		13	6	32%	19
MINUTECLINIC, LLC #1586		14	5	26%	19
EMERALD COAST HOSPICE - CRESTVIEW		19			19
URGENT CARE & FAMILY PRACTICE CENTER			19	100%	19
GRAND VILLA OF PALM COAST		19			19
MED HEALTH SERVICES		18	1	5%	19
REGENCY SQUARE MALL - SEARS		3	16	84%	19
CVS MINUTE CLINIC DIAGNOSTIC OF TEXAS, LLC		15	4	21%	19
INTEGRATED REGIONAL LABORATORIES - LARGO			19	100%	19
ELTINGVILLE CIRCLE URGENT CARE		18	1	5%	19
MAIMONIDES MEDICAL CENTER		16	3	16%	19
BRIDGEWAY HEALTH CLINICS INC			19	100%	19
ST CATHERINE OF SIENA HOSPITAL		17	2	11%	19
ASHRAF MEDICAL GROUP PLLC DBA PULSE M		18	1	5%	19
CORNER OAK ESTATE LLC		19			19
BAPTIST MEMORIAL HEALTH CARE		17	2	11%	19
FLORIDA HOSPITAL WINTER GARDEN		15	4	21%	19
MONROE COUNTY DETENTION CENTER			19	100%	19
Terrace of Jacksonville		3	15	83%	18
DR PHILLIPS MEDICAL WELLNESS CENTER		13	5	28%	18
DAVID LAWRENCE CENTER INC		16	2	11%	18
BERGEN NEW BRIDGE M		16	2	11%	18
CITY OF LAKE MARY EMPLOYEE HEALTH CENTER		16	2	11%	18
MARION COUNTY HEALTH DEPARTMENT		17	1	6%	18
CRANES VIEW LODGE			18	100%	18
MADISON CORE LABORATORIES		17	1	6%	18
ASCENSION ST VINCENT'S PRIMARY CARE		1	17	94%	18
CLEVELAND CLINIC			18	100%	18
FORT HAMILTON URGENT CARE		18			18
TPCA CLINICAL LABORATORIES		15	3	17%	18
AURORA DIAGNOSTICS		6	12	67%	18
BAY COUNTY HEALTH DEPARTMENT		14	4	22%	18
SANTA ROSA COUNTY JAIL - WELLPATH			18	100%	18
CABOT RESERVE ON THE GREEN		18			18
ADVENT HEALTH - WINTER HAVEN		8	10	56%	18
IONA COLLEGE HEALTH & WELLNESS CENTER		18			18
107TH PLACE GROUP HOME		18			18
MINUTECLINIC #8699		14	4	22%	18

COVID-19: testing by laboratory

Data through Apr 29, 2021 verified as of Apr 30, 2021 at 09:25 AM

Data in this report are provisional and subject to change.

The numbers in the table below represent the number of Florida and non-Florida residents for whom test results were received by the Department of Health. A person can be tested by more than one laboratory and can have both positive and negative results. **Therefore, the sum of the numbers in each column will be larger than the total number of people tested.**

Reporting lab	Inconclusive	Negative	Positive	Percent positive	Total
WALGREEN EASTERN CO, INC		18			18
BROOKDALE ST AUGUSTINE		1	17	94%	18
PRATTVILLE BAPTIST HOSPITAL		14	4	22%	18
MINUTECLINIC, LLC, DBA MINUTECLINIC #6		16	2	11%	18
MEDLAB INC		18			18
GENERAL INTERNAL MEDICINE MEDICAL CTR CLINIC		13	5	28%	18
MI CASA DORADA ASSISTED LIVING FACILIT		18			18
ABC PEDIATRICS OF PORT ST LUCIE		16	2	11%	18
MC DIAGNOSTIC OF CONNECTICUT, PC #775		17	1	6%	18
TENDER CARE ALF		18			18
MC DIAGNOSTIC OF CONNECTICUT, PC #1960		18			18
MOORINGS PARK OAKSTONE AT GREY OAKS		17	1	6%	18
AVALON FAMILY RESORT ASSISTED LIVING LLC		18			18
INTERMOUNTAIN CENTRAL LAB		1	17	94%	18
BRONSON FIRE DEPARTMENT		18			18
UM MILLER SCHOOL OF MEDICINE			18	100%	18
CVS MINUTE CLINIC DIAGNOSTIC OF WISCONSIN		18			18
URGENT CARE AT LONGWOOD			18	100%	18
PPD - IXLAYER		17	1	6%	18
OSCEOLA ALF OPERATOR, LLC DBA□		18			18
CVS PHARMACY		1	17	94%	18
MEDEXPRESS URGENT CARE, MOON TOWNSHIP		17	1	6%	18
XPRESS WELLNESS URGENT CARE			18	100%	18
GMR EVENT SERVICES LLC DBA CROWDRX		18			18
RESOLVE MOLECULAR DIAGNOSTICS		13	4	24%	17
BLOUNT MEMORIAL HOSPITAL		14	3	18%	17
CVS NC2357POCT HUNTERSVILLE		15	2	12%	17
CALLAWAY CLINIC		12	5	29%	17
GENOTOX LABORATORIES		14	3	18%	17
NORTHSIDE HOSPITAL DULUTH		14	3	18%	17
ESTATES MEDICAL CENTER INC		4	13	76%	17
LYNN KEEFE, MD PEDIATRICS		14	3	18%	17
MEDEXPRESS URGENT CARE- MARYLAND		14	3	18%	17
PARRISH HEALTH CENTER		14	3	18%	17
MIRIMUS INC		1	16	94%	17
UNIVERSITY OF ALABAMA - FUNGAL REFERENCE LABORATORY		12	5	29%	17
GENETIC TECHNOLOGICAL INNOVATIONS			17	100%	17
INN AT LAKE SEMINOLE SQUARE, THE		17			17
UVMC MICROBIOLOGY		16	1	6%	17
PRIMARY CARE WALK IN CLINIC PLLC			17	100%	17
UNIVERSITY LAB			17	100%	17
CVS MINUTE CLINIC DIAGNOSTIC OF VIRGINIA		17			17
MEDEXPRESS URGENT CARE LEWISBURG		16	1	6%	17
COAST MED URGENT CARE		16	1	6%	17
IXI WELLNESS DALLAS, LLC		17			17
SOMA MEDICAL CENTER PA			17	100%	17

COVID-19: testing by laboratory

Data through Apr 29, 2021 verified as of Apr 30, 2021 at 09:25 AM

Data in this report are provisional and subject to change.

The numbers in the table below represent the number of Florida and non-Florida residents for whom test results were received by the Department of Health. A person can be tested by more than one laboratory and can have both positive and negative results. **Therefore, the sum of the numbers in each column will be larger than the total number of people tested.**

Reporting lab	Inconclusive	Negative	Positive	Percent positive	Total
URGENT CARE OF NEW YORK		16	1	6%	17
RIVERSIDE MEDICAL GROUP		16	1	6%	17
HEALTHCARE NOW			17	100%	17
BAY BREEZE HEALTH AND REHABILITATION CENTER		9	8	47%	17
URGENT CARE WEST CLINIC		14	3	18%	17
WELLINGTON FAMILY PRACTICE		13	4	24%	17
KIDS CARE PEDIATRICS PA			17	100%	17
ALBIBI		1	16	94%	17
MINUTECLINIC DIAGNOSTIC OF SC, LLC #2		13	4	24%	17
DIEGO FALLON MD PA		6	11	65%	17
MONTEFIORE ST LUKE'S CORNWALL HOSPITAL		13	4	24%	17
YORKVILLE PEDIATRIC URGENT CARE		17			17
UC HEALTH UNIVERSITY HOSPITAL		14	3	18%	17
SAVANNAH STATE UNIVERSITY, COUNSELING		17			17
MASSACHUSETTS GENERAL HOSPITAL		1	16	94%	17
EAR NOSE & THROAT ASSOCIATES OF MANATEE PA		17			17
FRUITVILLE URGENT CARE			17	100%	17
COMMUNITY HEALTH OF SOUTH FLORIDA INC			17	100%	17
CARE NOW, INC		13	4	24%	17
ST JOSEPH HOSPITAL		16	1	6%	17
STARLING AT NOCATEE			17	100%	17
MINUTECLINIC DIAGNOSTIC OF TN PC #6415		13	4	24%	17
MEDEXPRESS URGENT CARE - ROBINSON TWP, STEUBENVILLE PIKE		15	2	12%	17
TGH URGENT CARE - WESTCHASE			17	100%	17
CVS MINUTE CLINIC DIAGNOSTIC MED GRP OF CA		17			17
COMPREHENSIVE CHILDCARE ASSOCIATES		9	8	47%	17
KIMBERLY J HENDERSON MD PC		16	1	6%	17
BROOKDALE CROWN POINT			17	100%	17
MARCO DRUGS AND COMPOUNDING		13	4	24%	17
SUFFRIDGE DRIVE GROUP HOME		16			16
TMH FSU RAPID LABORATORY		2	14	88%	16
UNAVAILABLE/UNKNOWN/NO INFORMATION FOUND			16	100%	16
NORTHWEST FLORIDA SLEEP		1	15	94%	16
CRUCIAL CARE		10	6	38%	16
MINUTECLINIC DIAGNOSTIC OF TN PC #643		12	4	25%	16
MILLENNIUM PHYSICIAN GRP LLC NAPLES PINE RIDGE			16	100%	16
NEMOURS CHILDREN'S URGENT			16	100%	16
CENTRAL JERSEY URGENT CARE OF EATONTOW		15	1	6%	16
MEDICINE AT LONGWOOD		16			16
MINUTECLINIC DIAGNOSTIC OF OKLAHOMA		13	3	19%	16
UNIVERSITY OF MIAMI MILLER SCHOOL			16	100%	16
COMMUNITY CARE CENTER		15	1	6%	16
SURGERY CENTER OF CORAL GABLES LLC,THE		12	4	25%	16
XERA MED RESEARCH			16	100%	16
MEDEXPRESS URGENT CARE - LAFAYETTE		15	1	6%	16
WALGREENS #07936		15	1	6%	16

COVID-19: testing by laboratory

Data through Apr 29, 2021 verified as of Apr 30, 2021 at 09:25 AM

Data in this report are provisional and subject to change.

The numbers in the table below represent the number of Florida and non-Florida residents for whom test results were received by the Department of Health. A person can be tested by more than one laboratory and can have both positive and negative results. **Therefore, the sum of the numbers in each column will be larger than the total number of people tested.**

Reporting lab	Inconclusive	Negative	Positive	Percent positive	Total
PALATKA VA CBOC		15	1	6%	16
PROMEDICA LABORATORIES		11	5	31%	16
Lab MSMC Hialeah			16	100%	16
ALL FLORIDA FAMILY & SPORTS MEDICINE		15	1	6%	16
NORTHWEST FLORIDA ENT, PA		5	11	69%	16
MINUTECLINIC DIAGNOSTIC OF VIRGINIA, LLC #1416		15	1	6%	16
RICH STREET GROUP HOME		9	7	44%	16
NOVANT HEALTH GOHEALTH URGENT CARE-HARRISBURG		8	8	50%	16
MINNEOLA PLACE A HOMEBRIDGE COMMUNITY		16			16
SONORA QUEST LABORATORIES			16	100%	16
LEHIGH VALLEY HOSPITAL		3	13	81%	16
FLORIDA MEDICAL ASSOCIATES LLC		9	7	44%	16
CVS MINUTE CLINIC DIAGNOSTIC PA		12	4	25%	16
OKEECHOBEE HEALTHCARE FACILITY			16	100%	16
SARASOTA MEDICAL CENTER		6	10	63%	16
GOOD SAMARITAN SOCIETY		16			16
JOSEPH MIGNOGNA		13	3	19%	16
LAKEVIEW HEALTH SYSTEMS			16	100%	16
INTERNAL MEDICINE ASSOCIATES & SPECIALTIES INC		15	1	6%	16
TINA'S ASSISTED LIVING FACILITY CORP		16			16
BVL PEDIATRICS		14	2	13%	16
PRO HEALTH FAMILY PHYSICIANS, NYSTROM		16			16
FAST TRACK URGENT CARE CENTER - TYRONE			16	100%	16
PRESBYTERIAN MEDICAL SERVICES		16			16
BRYAN WHITFIELD MEMORIAL HOSPITAL		11	5	31%	16
WELLSTAR NORTH FULTON HOSPITAL LABORAT		15	1	6%	16
KETAMINE HEALTH CENTERS AT BONITA SPRINGS, LLC		16			16
HUNTINGTON URGENT CARE		15	1	6%	16
JS HEALTHCARE INC		16			16
PANAMA CITY VITAS HOSPICE		16			16
INFEXIONSHIELD INC.		16			16
HUDSON VALLEY HOSPITAL CENTER LABORATORY		15	1	6%	16
ST AUGUSTINE PLANTATION		1	15	94%	16
URGENT CARE CLINIC OF LINCOLN		14	2	13%	16
HODGES CLUSTER		2	14	88%	16
Heartland Healthcare Center Boca Raton		2	14	88%	16
ADVENT HEALTH - ZEPHYRHILLS			16	100%	16
SELECT PHYSICIANS ALLIANCE		16			16
HAWTHORNE INN OF LAKE LAND		16			16
MORTON PLANT MEASE			16	100%	16
SRMC AVALON		9	7	44%	16
BONIFAY NURSING AND REHABILITATION CENTER			16	100%	16
INDIANA STATE DEPARTMENT OF HEALTH		1	15	94%	16
DAVITA DIALYSIS		4	12	75%	16
MINUTE CLINIC DIAGNOSTIC OF SOUTH CAROLINA		12	4	25%	16
NORTHERN WESTCHESTER HOSPITAL LABORATORY		14	2	13%	16

COVID-19: testing by laboratory

Data through Apr 29, 2021 verified as of Apr 30, 2021 at 09:25 AM

Data in this report are provisional and subject to change.

The numbers in the table below represent the number of Florida and non-Florida residents for whom test results were received by the Department of Health. A person can be tested by more than one laboratory and can have both positive and negative results. **Therefore, the sum of the numbers in each column will be larger than the total number of people tested.**

Reporting lab	Inconclusive	Negative	Positive	Percent positive	Total
NORTH COUNTRY FAMILY HEALTH CENTER INC		15			15
CVS TX8321POCT MCKINNEY		15			15
ORLANDO HEALTH		2	13	87%	15
MEDLAB ASSOCIATES LLC		15			15
MINUTE CLINIC DIAGNOSTIC MED GRP		14	1	7%	15
MIAMI BEACH MEDICAL GROUP LLC			15	100%	15
CARENOW URGENT CARE-DONELSON		12	3	20%	15
LAKE CO SCHOOLS EMPLOYEE HEALTH & WELLNESS CENTER	1	11	3	20%	15
LAKE NONA MEDICAL SERVICE LLC		13	2	13%	15
TIFT REGIONAL HEALTH SYSTEM, INC		15			15
MC DIAGNOSTIC OF CONNECTICUT, PC #1966		15			15
TELEVISIT MALABAR PEDIATRICS		5	10	67%	15
FLORIDA DEPARTMENT OF HEALTH IN HILLSBOROUGH COUNTY		1	14	93%	15
BESSENT ROAD GROUP HOME		15			15
MEDI-DRUG INC		13	2	13%	15
AJU GEORGE MD PA			15	100%	15
GNT ASSOCIATES		14	1	7%	15
OAKMONTE VILLAGE OF DAVIE			15	100%	15
TOXUSALABS DBA CONNECTDX LABS		12	3	20%	15
HEALTH MED HOME CARE, LLC		15			15
BAPTIST MEDICAL CENTER EAST		11	4	27%	15
WALK IN URGENT CARE			15	100%	15
EASTLAKE PEDIATRICS - TRINITY		15			15
VERO DIAGNOSTICS		14	1	7%	15
OPIS ISLAND LAKE CENTER		13	2	13%	15
ST JOSEPHS HOSP OF ATLANTA/CLINIC LAB		13	2	13%	15
DELIVER MY MEDS CORP		15			15
LEE MEMORIAL HEALTH SYSTEM D/B/A		13	2	13%	15
BAPTIST PRIMARY CARE PONTE VEDRA		9	6	40%	15
FAMILY CARE CENTER OF ARLINGTON		10	5	33%	15
LONG ISLAND JEWISH VALLEY STREAM		14	1	7%	15
BROOKLYN HOSPITAL CENTER DOWNTOWN CAMPUS		15			15
CUSTEAD CARE CENTER HAVEN HOSPICE		12	3	20%	15
PATHLINE			15	100%	15
MINUTE-CLINIC DIAGNOSTIC OF VIRGINIA, LLC #2003		12	3	20%	15
HOLLEY-NAVARRE MEDICAL CLINIC		5	10	67%	15
PROHEALTH CARE ASSOCIATES MOBILE		12	3	20%	15
GADSDEN REGIONAL MEDICAL CENTER		15			15
CVS CA9715POCT THOUSAND OAKS		15			15
NOVALIFE MEDSPA			15	100%	15
CVS MINUTE CLINIC, LLC		13	2	13%	15
SINAI HOSPITAL OF BALTIMORE		15			15
MEADOWCREST MOLECULAR DIAGNOSTICS, LLC			15	100%	15
MC DIAGNOSTIC OF CONNECTICUT PC #459		15			15
UNIVERSITY HOSPITAL UC HEALTH		11	4	27%	15
MINUTE CLINIC LLC #5733		15			15

COVID-19: testing by laboratory

Data through Apr 29, 2021 verified as of Apr 30, 2021 at 09:25 AM

Data in this report are provisional and subject to change.

The numbers in the table below represent the number of Florida and non-Florida residents for whom test results were received by the Department of Health. A person can be tested by more than one laboratory and can have both positive and negative results. **Therefore, the sum of the numbers in each column will be larger than the total number of people tested.**

Reporting lab	Inconclusive	Negative	Positive	Percent positive	Total
LILY'S PROMISE AL#12775		15			15
Astoria Health and Rehab		15			15
CARDIOTHORACIC SURGERY OF HYDE PARK			15	100%	15
MILTON 4707		15			15
WELLMED AT PORT ST LUCIE WEST		10	5	33%	15
SKIN WELLNESS PHYSICIANS LLC		15			15
DIATHERIX		13	2	13%	15
OPTIONS FOR SENIORS INC DBA PALM KREST MANOR		12	3	20%	15
STATEN ISLAND UNIVERSITY HOSPITAL SEGUINE AVE		12	3	20%	15
FAMILY CARE			15	100%	15
HAVEN HOSPICE IN CHIEFLAND		9	6	40%	15
PROMUS DIAGNOSTICS, LLC			15	100%	15
PREMIER LABORATORY SERVICES, LLC		5	10	67%	15
CVS NY491POCT JACKSON HEIGHTS		15			15
IGENEX INC		14			14
FLORIDA KEYS CONCIERGE MEDICINE, LLC		12	2	14%	14
TALLAHASSEE PRIMARY CARE ASSOCIATES PA		12	2	14%	14
QUEENS UNIVERSITY OF CHARLOTTE		14			14
MEDI PARTNERS OF S FLORIDA LLC		14			14
LUCID DIAGNOSTICS LABS			14	100%	14
MONTEFIORE NYACK HOSPITAL AFFILIATED LABORATORY		13	1	7%	14
MADISON COUNTY HEALTH DEPARTMENT		7	7	50%	14
CARENOW URGENT CARE-WEST END		9	5	36%	14
MONTEFIORE MEDICAL CENTER LABORATORIES - WEILER		10	4	29%	14
CVS GA2108POCT NORCROSS		11	3	21%	14
HAVEN HOSPICE			14	100%	14
SOUTHEASTERN UNIVERSITY INC		14			14
MINUTECLINIC DIAG OF IND, LLC #6697		13	1	7%	14
MARCO ISLAND MEDICAL CENTER		7	7	50%	14
STEWART MELBOURNE HOSPITAL, INC	1		13	93%	14
MC DIAGNOSTIC OF CONNECTICUT, PC # 257		13	1	7%	14
ALASKA PUBLIC HEALTH LAB		1	13	93%	14
MINUTE CLINIC OF KANSAS PA		8	6	43%	14
CITY OF WEST PALM BEACH EMPLOYEE & FAMILY HEALTH		14			14
ACCESS HOME HEALTH OF FLORIDA LLC		14			14
PT&J REHAB - VILLAGE OF ROYAL PALM BEACH		12	2	14%	14
NIGHT OWL PEDIATRICS URGENT CARE			14	100%	14
MEDEXPRESS URGENT CARE - BENTON HARBOR		14			14
ALAN L MELOTEK MD		14			14
SARASOTA - ROBERT L TAYLOR COMMUNITY CENTER		1	13	93%	14
MINUTECLINIC, LLC, DBA MINUTECLINIC #2		12	2	14%	14
FG RAPID RESULTS LLC		8	6	43%	14
PARROTT MEDICAL CLINIC			14	100%	14
SUMMIT ATLANTIC SURGERY CENTER		14			14
KAILOS GENETICS INC		11	3	21%	14
LIFE'S SPECIAL MOMENTS INC		14			14

COVID-19: testing by laboratory

Data through Apr 29, 2021 verified as of Apr 30, 2021 at 09:25 AM

Data in this report are provisional and subject to change.

The numbers in the table below represent the number of Florida and non-Florida residents for whom test results were received by the Department of Health. A person can be tested by more than one laboratory and can have both positive and negative results. **Therefore, the sum of the numbers in each column will be larger than the total number of people tested.**

Reporting lab	Inconclusive	Negative	Positive	Percent positive	Total
MINUTECLINIC DIAGNOSTIC OF TN, PC 4992		14			14
MINUTECLINIC DIAGNOSTIC OF TN, PC 6438		12	2	14%	14
Hackensack Umc Mountainside		13	1	7%	14
BAPTIST HEALTH			14	100%	14
EPIPHANY HEALTH		8	6	43%	14
SIGMUND LABS LLC		14			14
BELLEVUE HOSPITAL CENTER DEPARTMENT		14			14
UNIVERSITY HOSPITALS OF CLEVELAND		8	6	43%	14
Solaris Healthcare Pensacola			14	100%	14
HEALTHFIRST ADVENT HEALTH CENTRA CARE COCOA BEACH			14	100%	14
SOMA MEDICAL CENTER, P.A.			14	100%	14
CVS HEALTH MINUTE CLINIC		1	13	93%	14
Crestwood Nursing Center		7	7	50%	14
SOUTHEASTERN LABORATORY			14	100%	14
MIRACLE ALF INC		14			14
The Evangelical Lutheran Good Samaritan Society		14			14
ST JOSEPH WOMENS HOSPITAL			14	100%	14
WELLSTAR COBB HOSPITAL		12	2	14%	14
MELBOURNE FAMILY PRACTICE		12	2	14%	14
POLK CHD BARTOW		13	1	7%	14
Atlanta VAMC		9	5	36%	14
DESOTO HEALTH AND REHAB LLC		9	5	36%	14
FAMILY MEDICINE OF WESTON LLC		6	8	57%	14
TLC FAMILY CARE HOME INC		14			14
ADVICE FOR OPTIMAL WELLNESS		11	3	21%	14
ARNOT OGDEN MEDICAL CENTER LABORATORY		14			14
BOCA SIMON		2	12	86%	14
ST LUKES ROOSEVELT LABORATORY		11	3	21%	14
DYNAMIC DNA LAB		1	13	93%	14
FAMILY PRACTICE ON THE GO		6	8	57%	14
NEW YORK PRESBYTERIAN - LOWER MANHATTAN		14			14
RIVERSIDE COTTAGES AT THE SHORES, LLC			14	100%	14
MED TECH SERVICES OF PALM BEACH INC		14			14
ST CLOUD MEDICAL GROUP		12	2	14%	14
VIGILINT HEALTHCARE		12	2	14%	14
CVS NC187POCT CHARLOTTE		13	1	7%	14
METHODIST MEDICAL CENTER		11	3	21%	14
INHEALTH LIFE SCIENCES		6	8	57%	14
HORIZON MEDICAL GROUP		12	2	14%	14
CVS TN5639POCT FARRAGUT		11	3	21%	14
NORTHSIDE HOSPITAL FORSYTH		12	2	14%	14
NORTHWESTERN MEMORIAL HOSPITAL			14	100%	14
ATMORE NURSING CENTER		13	1	7%	14
WESTERN NEW YORK IMMEDIATE MEDICAL CAR		13	1	7%	14
CONSULATE HEALTH CARE OF PENSACOLA			13	100%	13
OWL NOW URGENT CARE		5	8	62%	13

COVID-19: testing by laboratory

Data through Apr 29, 2021 verified as of Apr 30, 2021 at 09:25 AM

Data in this report are provisional and subject to change.

The numbers in the table below represent the number of Florida and non-Florida residents for whom test results were received by the Department of Health. A person can be tested by more than one laboratory and can have both positive and negative results. **Therefore, the sum of the numbers in each column will be larger than the total number of people tested.**

Reporting lab	Inconclusive	Negative	Positive	Percent positive	Total
MINUTECLINIC DIAGNOSTIC OF VIRGINIA		13			13
VILLA OF KINGS AND QUEENS OF DELRAY		13			13
HARBOR CHASE OF JACKSONVILLE			13	100%	13
MEDEXPRESS URGENT CARE - CHRISTIANBURG		9	4	31%	13
FLORIDA STATE HOSPITAL			13	100%	13
SUNCOAST COMMUNITY HEALTH CENTERS INC		3	10	77%	13
MINUTE-CLINIC DIAGNOSTIC OF VIRGINIA, LLC		13			13
MINUTECLINIC, LLC, DBA MINUTECLINIC #6106		11	2	15%	13
Sunnyside Care Center		13			13
MERCY MEDICAL CENTER		6	7	54%	13
IN-OFFICE LAB		12	1	8%	13
NORTHEAST PEDIATRICS			13	100%	13
CLINICAL LABORATORY SERVICES			13	100%	13
ROBINSON FAMILY CLINIC PA		5	8	62%	13
MAINSTREET FAMILY SELECT		1	12	92%	13
SOMA MEDICAL CENTER PA #4			13	100%	13
MEDEXPRESS URGENT CARE - PANTOPS		12	1	8%	13
CAN COMMUNITY HEALTH, INC		11	2	15%	13
MEDLABS DIAGNOSTICS		11	2	15%	13
EFFINGER HEALTH, PA		13			13
MINUTECLINIC, LLC #1492		13			13
ORCHID COVE		3	10	77%	13
AFC URGENT CARE - CEDAR GROVE		11	2	15%	13
MEDEXPRESS URGENT CARE - SALEM		9	4	31%	13
COMPASS URGENT CARE		8	5	38%	13
AVENTURA HOSPITAL AND MEDICAL CENTER			13	100%	13
WORLD WRESTLING ENTERTAINMENT			13	100%	13
ESCAMBIA COMMUNITY CLINIC		2	11	85%	13
MINUTECLINIC DIAGNOSTIC OF GEORGIA, LL		11	2	15%	13
MINUTECLINIC DIAGNOSTIC OF NORTH CAROLINA, PC		12	1	8%	13
WALGREENS #06416		12	1	8%	13
AVALON MEDICAL WALK IN CLINIC			13	100%	13
MINUTE CLINIC DIAGNOSTIC OF SC, LLC #42		12	1	8%	13
CVS HEALTH, #2043		13			13
MEYER PEDIATRICS CHTD		11	2	15%	13
TAPESTRY TALLAHASSEE WALDEN		13			13
CORAL LANDING ASSISTED LIVING		11	2	15%	13
VALDOSTA FAMILY MEDICINE		1	12	92%	13
SOUTHEAST FAMILY HEALTHCARE CENTER			13	100%	13
EAR NOSE AND THROAT ASSOCIATES OF MANATEE, P.A.		10	3	23%	13
LAKELAND REGIONAL HEALTH GRASSLANDS		12	1	8%	13
CROSS CARE CENTER			13	100%	13
PHELPS HOSPITAL LABORATORY		11	2	15%	13
DEVEREUX FLORIDA CHILDRENS CENTER			13	100%	13
ST CLOUD COMPOUNDING PHARMACY & WELLNESS CENTER		12	1	8%	13
MISSOURI DEPARTMENT OF HEALTH AND SENIOR SERVICES			13	100%	13

COVID-19: testing by laboratory

Data through Apr 29, 2021 verified as of Apr 30, 2021 at 09:25 AM

Data in this report are provisional and subject to change.

The numbers in the table below represent the number of Florida and non-Florida residents for whom test results were received by the Department of Health. A person can be tested by more than one laboratory and can have both positive and negative results. **Therefore, the sum of the numbers in each column will be larger than the total number of people tested.**

Reporting lab	Inconclusive	Negative	Positive	Percent positive	Total
GLENBROOKE AT PALM BAY			13	100%	13
Signature Healthcare of Savannah		13			13
St Joseph's Hospital & Medical Center		12	1	8%	13
CVS MINUTE CLINIC DIAGNOSTIC OF TN #3293		12	1	8%	13
MOODY MANOR		13			13
MINUTE CLINIC LLC #5706		11	2	15%	13
SAMARITAN MEDICAL CENTER		13			13
SHELBY COUNTY HEALTH CARE CORPORATION		10	3	23%	13
COVANCE CENTRAL LABORATORY			13	100%	13
NATIONAL GENETICS INST LABCORP		4	9	69%	13
ALL 4 KIDZ PEDIATRICS		9	4	31%	13
THE PLAZA AT PARKSQUARE		13			13
BENNETT PEDIATRICS		13			13
GULF COAST MEDICAL GROUP		5	8	62%	13
CVS MINUTE CLINIC DIAGNOSTIC PA #3060		11	2	15%	13
ORMOND MEDICAL ARTS		3	10	77%	13
PARKWEST MEDICAL CENTER		11	2	15%	13
BROOKDALE DELAND			13	100%	13
RDX BIOSCIENCE INC		10	3	23%	13
LANE PEDIATRICS PA		1	12	92%	13
CULINARY INSTITUTE OF AMERICA STUDENT	3	10			13
MINUTECLINIC DIAGNOSTIC OF RHODE ISLAND		10	3	23%	13
MHHS All Lab Subsection		13			13
RED MOUNTAIN DIAGNOSTICS		13			13
ROCKLEDGE		3	10	77%	13
MINUTECLINIC, LLC, MINUTECLINIC #7637		11	2	15%	13
BARRANCO CLINIC,THE	3	9	1	8%	13
MINUTE CLINIC LLC #2775		12	1	8%	13
CVS MINUTE CLINIC DIAG OF IND, LLC #6549		12	1	8%	13
URGENT MEDICAL CENTER INC		5	8	62%	13
MINUTECLINIC LLC (1435)		12	1	8%	13
SANDGATE GARDENS REHAB & NURSING CENTER		3	10	77%	13
MINUTE CLINIC LLC #6765		12			12
PUTNAM COUNTY HEALTH DEPARTMENT		12			12
CVS TN5601POCT LENOIR CITY		10	2	17%	12
HIRAM COLLEGE HEALTH CENTER (ABBOTT)		12			12
Rosewood Healthcare and Rehabilitation Center		5	7	58%	12
MINUTECLINIC DIAGNOSTIC OF TN, PC 6304		10	2	17%	12
MI2297090CV HOLLAND-23D2189684		12			12
LIFE CARE OF PORT SAINT LUCIE		3	9	75%	12
FAMILY PRACTICE OF DAVIE INC			12	100%	12
SENIOR HOME CARE INC		12			12
CVS MINUTE CLINIC DIAGNOSTIC MED GRP OF SAN		10	2	17%	12
BROWARD DIALYSIS			12	100%	12
BRITO MEDICAL CENTER		10	2	17%	12
CVS MINUTE CLINIC DIAGNOSTIC		11	1	8%	12

COVID-19: testing by laboratory

Data through Apr 29, 2021 verified as of Apr 30, 2021 at 09:25 AM

Data in this report are provisional and subject to change.

The numbers in the table below represent the number of Florida and non-Florida residents for whom test results were received by the Department of Health. A person can be tested by more than one laboratory and can have both positive and negative results. **Therefore, the sum of the numbers in each column will be larger than the total number of people tested.**

Reporting lab	Inconclusive	Negative	Positive	Percent positive	Total
MEDEXPRESS URGENT CARE CHARLESTON		8	4	33%	12
OHIO STATE UNIVERSITY MEDICAL CENTER			12	100%	12
CARLOS PORTU MD, PLLC			12	100%	12
WALGREEN #6538		12			12
LEON CHD		12			12
PANCARE HEALTH - WEWA ELEMENTARY			12	100%	12
DYNAMIC HEALTH CENTERS INC		8	4	33%	12
BROOKDALE CITRUS			12	100%	12
GENESIS		8	4	33%	12
Westchester General Hospital			12	100%	12
IREPERTOIRE_MOL_LAB		12			12
Maury Regional Hospital		6	6	50%	12
FAMILY MEDICINE AT LONGWOOD			12	100%	12
DEPARTMENT OF PUBLIC HEALTH		12			12
MINUTE CLINIC DIAGNOSTIC OF NORTH CAROLINA		12			12
MEDEXPRESS URGENT CARE-LATROBE		11	1	8%	12
MEDEXPRESS URGENT CARE - BEECH GROVE		11	1	8%	12
THE POTTER'S HOUSE AT CANNON POINT		12			12
WALGREENS #04176		9	3	25%	12
MC DIAGNOSTIC OF CONNECTICUT , PC # 3		10	2	17%	12
MINUTECLINIC DIAGNOSTIC OF TN PC #386		11	1	8%	12
MEDEXPRESS URGENT CARE MONACA		12			12
MEDEXPRESS URGENT CARE - MONROE		12			12
GLEN OAKS HEALTH AND REHABILITATION CENTER			12	100%	12
MINUTECLINIC DIAGNOSTIC OF PA, LLC (1036)		10	2	17%	12
FLORIDA DEPT OF HEALTH		4	8	67%	12
ORLANDO FAMILY MEDICAL INC		12			12
ADVENTIST HEALTH SYSTEM FLORIDA DEPT OF HEALTH		7	5	42%	12
RUSSELL MEDICAL CENTER		11	1	8%	12
CAPE CORAL URGENT CARE		9	3	25%	12
NAPLES GREEN VILLAGE		12			12
JOHN W NORRIS III MD PA	1		11	92%	12
MEDEXPRESS URGENT CARE-ALTOONA		10	2	17%	12
FAMILY MEDICINE AT HUNTERS CREEK		12			12
MINUTECLINIC DIAGNOSTIC OF ILLINOIS LL		10	2	17%	12
GEORGE W FERGUSON MD-CONCIERGE MEDICAL SERVICES PL		11	1	8%	12
Lady Lake Specialty Care			12	100%	12
CVS MINUTE CLINIC, LLC #22		11	1	8%	12
SAMARITAN HOSPITAL LABORATORY		11	1	8%	12
ST PETER'S UNIVERSITY HOSPITAL		9	3	25%	12
CARROLL GARDENS URGENT CARE		12			12
MERCY HEALTH—MUSKEGON		7	5	42%	12
PHASE2 LABS	2	8	2	17%	12
FLORIDA DEPARTMENT OF HEALTH WASHINGTON COUNTY		7	5	42%	12
CARE FAST MURABELLA		7	5	42%	12
RICHMOND UNIVERSITY MEDICAL CENTER		10	2	17%	12

COVID-19: testing by laboratory

Data through Apr 29, 2021 verified as of Apr 30, 2021 at 09:25 AM

Data in this report are provisional and subject to change.

The numbers in the table below represent the number of Florida and non-Florida residents for whom test results were received by the Department of Health. A person can be tested by more than one laboratory and can have both positive and negative results. **Therefore, the sum of the numbers in each column will be larger than the total number of people tested.**

Reporting lab	Inconclusive	Negative	Positive	Percent positive	Total
CLEVELAND TENNESSEE HOSPITAL COMPANY		11	1	8%	12
TMH PHYSICIAN PARTNERS - MONTICELLO		10	2	17%	12
LAB UNKNOWN		1	11	92%	12
FYZAMEDICAL, LLC		9	3	25%	12
APPLE DIAGNOSTICS LAB		5	7	58%	12
VITALANT		1	11	92%	12
LONGWOOD PEDIATRICS LLC			12	100%	12
MINUTECLINIC DIAGNOSTIC OF VIRGINIA, LLC #255		12			12
MINUTECLINIC, LLC #244		11	1	8%	12
COLLIER COUNTY HEALTH DEPT.		7	5	42%	12
VILLA HEALTH NH LLC		10	2	17%	12
CVS TX7162POCT HOUSTON		12			12
QHG OF ENTERPRISE INC (DBA MEDICAL CTR		12			12
VERITAS RESEARCH CORP			12	100%	12
BAYONET POINT HOSPITAL			12	100%	12
MINUTECLINIC DIAGNOSTIC OF TN PC #240		10	2	17%	12
MERIDIAN AT WATERWAYS, THE		10	2	17%	12
COLLIER HMA PHYSICIAN MANAGEMENT, LLC		2	10	83%	12
ACCENTCARE		12			12
WOODLAND TOWERS		6	6	50%	12
ST. PETERSBURG PEDIATRICS			12	100%	12
CARENOW URGENT CARE-HERMITAGE		8	4	33%	12
ACADIAN DIAGNOSTIC LABORATORIES		8	4	33%	12
DIAMOND SPEEDWAY DIALYSIS		1	11	92%	12
URGENT TEAM MANAGEMENT OF TENNESSEE		10	2	17%	12
MINUTECLINIC DIAGNOSTIC OF NEW MEXICO		12			12
WANTAGH URGENT CARE		9	3	25%	12
VIBRANT AMERICA		10	2	17%	12
GULF COAST REGIONAL BLOOD CENTER			12	100%	12
SUWANNEE COUNTY JAIL		11	1	8%	12
BRIDGE DIAGNOSTICS			12	100%	12
VA Primary Care Clinic at Meharry		11	1	8%	12
ADVENTHEALTH MEDICAL GROUP CARE CLINIC AT		8	4	33%	12
SUMTER COUNTY HEALTH DEPARTMENT		7	5	42%	12
FHCP-PORT ORANGE		3	9	75%	12
GUIDANCE / CARE CENTER, INC		11			11
REDMED CLINIC OF ARLINGTON		10	1	9%	11
THOMAS JEFFERSON UNIVERSITY HOSPITAL		4	7	64%	11
CURATIVE		1	10	91%	11
NORTH OKALOOSA PHYSICIAN GROUP		10	1	9%	11
MINUTECLINIC DIAGNOSTIC OF ILLINOIS		9	2	18%	11
BENSONHURST URGENT CARE		10	1	9%	11
MINUTECLINIC #8760		11			11
PASSPORT HEALTH			11	100%	11
DMH STEINHATCHEE FAMILY MEDICINE		8	3	27%	11
FRESENIUS KIDNEY CARE DUNEDIN			11	100%	11

COVID-19: testing by laboratory

Data through Apr 29, 2021 verified as of Apr 30, 2021 at 09:25 AM

Data in this report are provisional and subject to change.

The numbers in the table below represent the number of Florida and non-Florida residents for whom test results were received by the Department of Health. A person can be tested by more than one laboratory and can have both positive and negative results. **Therefore, the sum of the numbers in each column will be larger than the total number of people tested.**

Reporting lab	Inconclusive	Negative	Positive	Percent positive	Total
MICHIGAN DEPARTMENT OF COMMUNITY HEALTH		1	10	91%	11
ALBION COLLEGE (ABBOTT)		11			11
APPALACHIAN REGIONAL HEALTHCARE SYSTEM		10	1	9%	11
NIGHT LITE PEDIATRICS CENTER, LLC		1	10	91%	11
MOUNT DORA PEDIATRICS		9	2	18%	11
MINUTECLINIC DIAGNOSTICS OF IND, LLC		11			11
MEDEXPRESS URGENT CARE - FORT WORTH S		9	2	18%	11
JBSA-SAM HOUSTON			11	100%	11
St. Annes Nursing Center, St. Annes Residence, Inc.		11			11
MINUTE CLINIC, LLC #4650		10	1	9%	11
AIM LABORATORIES			11	100%	11
CENTRAL JERSEY URGENT CARE		10	1	9%	11
SEMORAN FAMILY HEALTH LLC		10	1	9%	11
TROPICANA		5	6	55%	11
VIRTUA WEST JERSEY HOSPITAL VOORHEES		9	2	18%	11
BLOOMINGDALE PEDIATRIC ASSOCIATES PA			11	100%	11
MINUTE-CLINIC DIAGNOSTIC OF VIRGINIA,		10	1	9%	11
MINUTECLINIC DIAGNOSTIC OF MINNESOTA		11			11
CVS CA9165POCT SAN DIEGO		11			11
PALM BEACH PATHOLOGY		9	2	18%	11
BOCA RATON REGIONAL HOSPITAL LAB			11	100%	11
NEW HAMPSHIRE DEPARTMENT OF HEALTH AND HUMAN SERVICES		3	8	73%	11
CVS SC4286POCT EASLEY		5	6	55%	11
ALCOVE ASSISTED LIVING FACILITY		11			11
KIDSVILLE PEDIATRICS			11	100%	11
ILLINOIS DEPT OF PUBLIC HEALTH LAB - SPRINGFIELD			11	100%	11
45TH 1		11			11
MINUTECLINIC DIANOSTIC OF VIRGINA, LL		10	1	9%	11
SEMINOLE COUNTY CORRECTIONAL FACILITY		1	10	91%	11
WATSON HEALTHCARE		8	3	27%	11
GENOPTIX MEDICAL LABORATORY		10	1	9%	11
STUYVESANT URGENT CARE		11			11
PINELLAS COUNTY HEALTH DEPARTMENT		2	9	82%	11
OPTUM PRIMARY CARE		1	10	91%	11
UNIVERSITY CENTRA CARE		10	1	9%	11
BIOTECH CLINICAL LABORATORIES, INC.		1	10	91%	11
PHYSICIANS REGIONAL MEDICAL CTR - COLLIER BLVD			11	100%	11
CVS GA2147POCT KENNESAW		7	4	36%	11
THE TERRACE OF SAINT CLOUD		9	2	18%	11
TELEVISIT PALM BAY FAMILY PRACTICE		9	2	18%	11
ORLANDO HEALTH PHYSICIAN ASSOCIATES		4	7	64%	11
MEDICAL CENTER AFFILIATES WEST PALM			11	100%	11
TRIDENT BIOMETRICS		10	1	9%	11
MINUTECLINIC, LLC #1470		10	1	9%	11
ACM MEDICAL LABORATORY ALLIANCE		8	3	27%	11
PRIMECARE ACQUISITION FAMILY PRACTICE INC		11			11

COVID-19: testing by laboratory

Data through Apr 29, 2021 verified as of Apr 30, 2021 at 09:25 AM

Data in this report are provisional and subject to change.

The numbers in the table below represent the number of Florida and non-Florida residents for whom test results were received by the Department of Health. A person can be tested by more than one laboratory and can have both positive and negative results. **Therefore, the sum of the numbers in each column will be larger than the total number of people tested.**

Reporting lab	Inconclusive	Negative	Positive	Percent positive	Total
MONROE COUNTY FIRE RESCUE		10	1	9%	11
UF HEALTH		1	10	91%	11
MEDEXPRESS URGENT CARE - WINCHESTER GATEWAY		9	2	18%	11
MINUTECLINIC DIAGNOSTIC OF MAINE, LLC		9	2	18%	11
ASSOCIATES IN MEDICINE		7	4	36%	11
ELITE HOME HEALTH SERVICES		11			11
CVS PA1671POCT LANCASTER		11			11
PICHARDO CLINIC, THE		9	2	18%	11
WINKLER COURT□		9	2	18%	11
CVS MINUTE CLINIC DIAGNOSTIC OF TEXAS,LLC		9	2	18%	11
ST VINCENT'S ST CLAIR		8	3	27%	11
MONROE COUNTY HOSPITAL		8	3	27%	11
MINUTE CLINIC LLC # 2033		10	1	9%	11
WALK IN MEDICAL URGENT CARE PC		11			11
CVS CA9113POCT CHULA VISTA		11			11
Manor Care of Dunedin		7	4	36%	11
DOCTORS EXPRESS OF ST PETERSBURG		1	10	91%	11
HEALTH NETWORK LABORATORIES		7	4	36%	11
ALACHUA			11	100%	11
HNL LAB MEDICINE		8	3	27%	11
STPET		9	2	18%	11
MINUTECLINIC DIAGNOSTIC OF NEW JERSEY,		10	1	9%	11
VITAS HEALTH INC		5	6	55%	11
FAMILY HEALTH CENTER AT PORT ST JOHN		4	7	64%	11
CROSSROADS URGENT CARE, PLLC		11			11
WELLMED AT SOUTH PARSONS		9	2	18%	11
NHC HealthCare Anniston		11			11
MEDEXPRESS URGENT CARE - MAPLE DRIVE		10	1	9%	11
CLAYMED OF NORTH FLORIDA			11	100%	11
ATHENS VETERINARY DIAGNOSTIC LABORATOR		11			11
CVS TN2179POCT MURFREESBORO		10	1	9%	11
CARENOW URGENT CARE-GREEN HILLS		10	1	9%	11
CVS M08590POCT KANSAS CITY		7	4	36%	11
MINUTECLINIC, DIAGNOSTIC OF TEXAS, LL		10	1	9%	11
ASSOCIATES MD CYPRESS CREEK			11	100%	11
UNIVERSITY OF MIAMI MILLER SCHOOL OF MEDICINE			11	100%	11
PRIME MEDICAL CARE, LLC		11			11
CULVER-STOCKTON COLLEGE		9	2	18%	11
MINUTECLINIC DIAGNOSTIC OF NEW JERSEY, LLC # 7069		11			11
CARINGTON MANOR		11			11
AZALEA HEALTH		2	9	82%	11
WINTER PARK CARE AND REHABILITATION			11	100%	11
UMHC/SYLVESTER AT KENDALL		1	10	91%	11
CREATIVE TESTING SOLUTIONS		4	7	64%	11
MC DIAGNOSTIC OF CONNECTICUT, PC #1043		11			11
METHODIST HOSPITAL			11	100%	11

COVID-19: testing by laboratory

Data through Apr 29, 2021 verified as of Apr 30, 2021 at 09:25 AM

Data in this report are provisional and subject to change.

The numbers in the table below represent the number of Florida and non-Florida residents for whom test results were received by the Department of Health. A person can be tested by more than one laboratory and can have both positive and negative results. **Therefore, the sum of the numbers in each column will be larger than the total number of people tested.**

Reporting lab	Inconclusive	Negative	Positive	Percent positive	Total
NIGHT LITE PEDIATRICS CENTER		1	10	91%	11
CVS SC7334POCT LEXINGTON		9	1	10%	10
CVS CT1123POCT SOUTHBURY		10			10
MEDEXPRESS URGENT CARE, JOHNSTOWN		9	1	10%	10
LUXOR SCIENTIFIC LLC		1	9	90%	10
BLOOMIN BRANDS WELLNESS CENTER		9	1	10%	10
SAVANNAH MANOR ASSISTED LIVING COMMUNITY			10	100%	10
MINUTECLINIC MINUTECLINIC #8505		8	2	20%	10
LAWRENCE TECHNOLOGICAL UNIVERSITY		10			10
CVS NC7213POCT MATTHEWS		8	2	20%	10
AMERICAN HOUSE FORT MYERS		10			10
MEDICAL LABORATORY DIAGNOSTICS			10	100%	10
MINUTECLINIC #788		8	2	20%	10
MINUTECLINIC DIAG OF IND, LLC #2387		8	2	20%	10
LEE COMMUNITY HEALTHCARE INC DUNBAR		8	2	20%	10
NEW JERSEY DEPARTMENT OF HEALTH COMMUNICABLE DISEASE SERVICE		3	7	70%	10
BETH ISRAEL MEDICAL CENTER LABS		9	1	10%	10
ST JOSEPH'S HOSPITAL NORTH LABORATORY			10	100%	10
MINUTECLINIC LLC # 3401		10			10
FLORIDA CLINICAL LAB		1	9	90%	10
CARENOW URGENT CARE - EAST NASHVILLE		8	2	20%	10
RPC@HODGES		2	8	80%	10
WHEELER LABORATORY		9	1	10%	10
BEAUMONT LABORATORY			10	100%	10
SUPERIOR RESIDENCES OF CLERMONT		2	8	80%	10
MINUTECLINIC DIAGNOSTIC OF TN PC #5671		6	4	40%	10
MINUTECLINIC DIAGNOSTIC OF OHIO #3407		9	1	10%	10
ALABAMA DEPARTMENT OF PUBLIC HEALTH		1	9	90%	10
CHRISTUS ST VINCENT LABORATORY - ZIA		10			10
MEDEXPRESS URGENT CARE - FAYETTEVILLE		8	2	20%	10
CVS NC7051POCT WAKE FOREST		10			10
MINUTECLINIC, LLC, DBA MINUTECLINIC #4		9	1	10%	10
GILCHRIST COUNTY FIRE DEPARTMENT		4	6	60%	10
ROSEMONT GARDENS INC		9	1	10%	10
ELEMENT PRIMARY CARE LLC		9	1	10%	10
OKLAHOMA STATE DEPARTMENT OF HEALTH-PUBLIC HEALTH LABORATORY			10	100%	10
BROWARD MEDICAL AND URGENT CARE		10			10
NORTHSIDE HOSPITAL ATLANTA		4	6	60%	10
COLLIER BLVD HMA PHYSICIAN MANAGEMENT,, LLC			10	100%	10
NATURE COAST REGIONAL MEDICAL CENTER		1	9	90%	10
CHILDREN'S HEALTHCARE OF ATLANTA/EGLESTON		10			10
HEART OF FLORIDA HEALTH CENTER INC		3	7	70%	10
ACCESS PHARMACY		10			10
MEDEXPRESS URGENT CARE PARKERSBURG		8	2	20%	10
ONEIDA HEALTHCARE CENTER		8	2	20%	10
ISLAND COAST PEDIATRICS IN-HOUSE LAB		10			10

COVID-19: testing by laboratory

Data through Apr 29, 2021 verified as of Apr 30, 2021 at 09:25 AM

Data in this report are provisional and subject to change.

The numbers in the table below represent the number of Florida and non-Florida residents for whom test results were received by the Department of Health. A person can be tested by more than one laboratory and can have both positive and negative results. **Therefore, the sum of the numbers in each column will be larger than the total number of people tested.**

Reporting lab	Inconclusive	Negative	Positive	Percent positive	Total
IMMUNOGENOMICS LLC		6	4	40%	10
HIGH TOWER ALF LLC		9	1	10%	10
MINUTECLINIC DIAGNOSTIC OF NORTH CAROLINA PC #5341		7	3	30%	10
ALBANY MEDICAL CENTER		9	1	10%	10
CORONA NYC LAB		9	1	10%	10
MEDEXPRESS URGENT CARE-KATY		7	3	30%	10
MOLECULAR PATHOLOGY LABORATORY			10	100%	10
FLEMING ISLAND CENTER FOR CLINICAL RESEARCH		10			10
GLADES COUNTY DETENTION CENTER		1	9	90%	10
KR AT COLLEGE HARBOR		10			10
ELLIS HOSPITAL LABORATORY		9	1	10%	10
VASCONCELLO COHEN MD PA		9	1	10%	10
CVS PA6902POCT BRYN MAWR		8	2	20%	10
DES PLAINES CLINICAL LAB		3	7	70%	10
MINUTECLINIC LLC #5176		7	3	30%	10
CVS SC7556POCT WEST COLUMBIA		9	1	10%	10
ORLANDO MEDICAL CENTER PL		1	9	90%	10
PANCARE HEALTH - VERNON ELEMENTARY			10	100%	10
PIEDMONT ATHENS REGIONAL MEDICAL		8	2	20%	10
MINUTE CLINIC DIAG OF IND LLC #8674		10			10
PALM BEACH CDH - DELRAY BEACH			10	100%	10
MOSOLF PEDIATRICS			10	100%	10
MINUTECLINIC, LLC #4682		5	5	50%	10
HCR MANORCARE		10			10
CVS OH3301POCT WOODMERE		10			10
COLISEUM MED CTR LLC/COLISEUM MED CTRS		7	3	30%	10
UNIVERSITY MEDICAL CENTER		8	2	20%	10
EXPRESS TEST			10	100%	10
CITY OF TALLAHASSEE		10			10
MEDEX REGIONAL LABORATORIES LLC		1	9	90%	10
CVS TX7827POCT ROUND ROCK		10			10
NOT INDICATED		1	9	90%	10
PBC PREMIER FAMILY HEALTH			10	100%	10
ILLINOIS DEPARTMENT OF PUBLIC HEALTH		2	8	80%	10
SARASOTA PERSONAL MEDICINE		7	3	30%	10
AHMG LAKE NONA PRIMARY CARE		10			10
WALGREENS #10972	1	9			10
LAKE BALDWIN CBOC		9	1	10%	10
CVS TX8351POCT BEAUMONT		9	1	10%	10
BROOKDALE PANAMA CITY		9	1	10%	10
JOHNS HOPKINS ALL CHILDRENS			10	100%	10
BERRYHILL MANOR		10			10
THE MARY IMOGENE BASSETT HOSPITAL		10			10
MEDEXPRESS URGENT CARE - WASHINGTON		8	2	20%	10
DOH-TAMPA BRANCH LABORATORY (MLK BLVD)		4	6	60%	10
GOLDMAN SACHS HEALTH CENTER	1	9			10

COVID-19: testing by laboratory

Data through Apr 29, 2021 verified as of Apr 30, 2021 at 09:25 AM

Data in this report are provisional and subject to change.

The numbers in the table below represent the number of Florida and non-Florida residents for whom test results were received by the Department of Health. A person can be tested by more than one laboratory and can have both positive and negative results. **Therefore, the sum of the numbers in each column will be larger than the total number of people tested.**

Reporting lab	Inconclusive	Negative	Positive	Percent positive	Total
CVS GA3766POCT DACULA		8	2	20%	10
URGENT CARE CENTER AT PINNACLE		4	6	60%	10
NORTON HEALTHCARE			10	100%	10
TENNESSEE DEPARTMENT OF HEALTH (TDH) - CENTRAL LABORATORY		2	8	80%	10
VENICE GREEN VILLAGE		3	7	70%	10
PRORENATA LABS		2	8	80%	10
BROWARD HEALTH CARE			10	100%	10
VETERNANS ADMINISTRATION			10	100%	10
ARCHBOLD MEMORIAL HOSPITAL/LAB		3	7	70%	10
ADVENTHEALTH MEDICAL GROUP INTERNAL MEDICINE		8	2	20%	10
PALMS WEST HOSPITAL			10	100%	10
PLYMOUTH HARBOR INCORPORATED		9	1	10%	10
ARBORS OF GULF BREEZE, THE		8	2	20%	10
COMMUNITY HEALTH CENTER		2	8	80%	10
BELLE GLADES HEALTH CLINIC			10	100%	10
WALK-IN MEDICAL CARE			10	100%	10
SOUTH FLORIDA ENT ASSOCIATES, INC			10	100%	10
EMERGENCY MEDICAL CENTER		4	6	60%	10
ANY LAB TEST NOW INC			10	100%	10
BETTER AT HOME		10			10
WILLIAMSBURGH CHAI CARE		9	1	10%	10
MINUTE CLINIC DIAGNOSTIC OF VIRGINIA, LLC #1905		10			10
KEY TRAINING CENTER			10	100%	10
NASCAR EVENT MANAGEMENT, LLC		10			10
CARESOUTH HHA HOLDINGS OF THE BAY AREA LLC		10			10
CBC LAB		3	7	70%	10
DOMINICAN COLLEGE STUDENT HEALTH CENTE		8	2	20%	10
KEY WEST URGENT CARE, INC		3	7	70%	10
CHEMISYS LABORATORIES		2	8	80%	10
CUMBERLAND HEIGHTS		10			10
Avalon Healthcare and Rehabilitation Center			10	100%	10
CARENOW URGENT CARE-MT JULIET		8	2	20%	10
MAINSTREET FAMILY CARE			10	100%	10
MINUTE CLINIC LLC #4017		10			10
CORONA PATHOLOGY		10			10
VALHALLA MEDICS		9			9
MINUTECLINIC DIAGNOSTIC OF NORTH CAROLINA PC #7054		6	3	33%	9
FLORIDA HOSPITAL WINTER PARK		7	2	22%	9
CVS MINUTE CLINIC DIAGNOSTIC OF KANSAS, PA		9			9
MINUTECLINIC, LLC #03268		8	1	11%	9
WINTER PARK INTERNAL MEDICINE MD PA		7	2	22%	9
NORTHWEST FLORIDA COMMUNITY HOSPITAL LABORATORY		8	1	11%	9
SYNEXUS CLINICAL RESEARCH US INC		2	7	78%	9
BAYSIDE URGENT CARE CENTER INC		1	8	89%	9
PRECISION GENETICS			9	100%	9
PUTNAM FAMILY CARE INC		3	6	67%	9

COVID-19: testing by laboratory

Data through Apr 29, 2021 verified as of Apr 30, 2021 at 09:25 AM

Data in this report are provisional and subject to change.

The numbers in the table below represent the number of Florida and non-Florida residents for whom test results were received by the Department of Health. A person can be tested by more than one laboratory and can have both positive and negative results. **Therefore, the sum of the numbers in each column will be larger than the total number of people tested.**

Reporting lab	Inconclusive	Negative	Positive	Percent positive	Total
CVS GA2841POCT LAWRENCEVILLE		9			9
SUNCREST OMNI		9			9
CVS PHARMACY NO 274		9			9
CITYMD		1	8	89%	9
MINUTE CLINIC LLC #10203		7	2	22%	9
MINUTE CLINIC DIAGNOSTIC OF VIRGINIA, LLC #7543		7	2	22%	9
CAYUGA COUNTY HEALTH DEPARTMENT		8	1	11%	9
MIAMI COMPREHENSIVE MEDICINE GROUP PA		4	5	56%	9
MINUTECLINIC #2860		6	3	33%	9
VAIL VALLEY MEDICAL CENTER			9	100%	9
BEAUMONT EMERGENCY CENTER			9	100%	9
DEPT OF VA MEDICAL CENTER - RICHMOND		8	1	11%	9
BAYFRONT HEALTH ST PETERSBURG		8	1	11%	9
SEACOAST PATHOLOGY PROFESSIONAL ASSOC		9			9
CVS SC2736POCT MURRELLS INLET		7	2	22%	9
SOMA MEDICAL CENTER MD PA #7 PEDIATRICS			9	100%	9
FLORIDA MENTOR		7	2	22%	9
JACKSON CLINIC PA,THE		5	4	44%	9
REMISE OCCUPATIONAL HEALTH SOLUTIONS INC			9	100%	9
COMPASS PROVIDENCE URGENT CARE LLLP			9	100%	9
WINDSOR OF SAN PABLO, THE		6	3	33%	9
NITIN BAWA PROFESSIONAL ASSOCIATES			9	100%	9
MINUTECLINIC DIAGNOSTIC OF SC, LLC #7		7	2	22%	9
IMMACULATE HOUSE AT COUNTRYSIDE		9			9
ROSECASTLE			9	100%	9
CVS NY549POCT RIDGEWOOD		6	3	33%	9
PEDIATRIC HEALTH CARE ALLIANCE			9	100%	9
CHAPTERS HEALTH HOSPICE		9			9
CIMA MEDICAL CENTER		8	1	11%	9
WESTCHESTER GENERAL HOSPITAL BLOOD GAS LAB			9	100%	9
MINUTE CLINIC LLC #1448		8	1	11%	9
MEDEXPRESS ELKINS		9			9
MINUTE CLINIC #8979		8	1	11%	9
DIXITKUMAR N MODI MD PA			9	100%	9
MY WELLNESS EXPRESS			9	100%	9
INSPIRED LIVING AT PALM BAY		7	2	22%	9
PALM BAY URGENT CARE PL		1	8	89%	9
MINUTE CLINIC LLC #0169		7	2	22%	9
CVS PA233POCT NEWTOWN SQUARE		9			9
MOBILE RESPONSE DIAGNOSTICS LLC		8	1	11%	9
GCPM MANUAL MICROBIOLOGY		1	8	89%	9
ORLANDO HEALTH PHYSICIAN GROUP INC		6	3	33%	9
VETERANS AFFAIRS MEDICAL CENTER - OUTPATIENT			9	100%	9
NORTHSHORE UNIVERSITY HEALTHSYSTEM EVANSTON HOSPITAL LAB			9	100%	9
Consulate Health Care of Brandon		7	2	22%	9
CVS MD2956POCT NEW MARKET		8	1	11%	9

COVID-19: testing by laboratory

Data through Apr 29, 2021 verified as of Apr 30, 2021 at 09:25 AM

Data in this report are provisional and subject to change.

The numbers in the table below represent the number of Florida and non-Florida residents for whom test results were received by the Department of Health. A person can be tested by more than one laboratory and can have both positive and negative results. **Therefore, the sum of the numbers in each column will be larger than the total number of people tested.**

Reporting lab	Inconclusive	Negative	Positive	Percent positive	Total
NORTHSIDE HOSPITAL		2	7	78%	9
CFS WELLNESS AND MED SPA LLC			9	100%	9
GO PATH LABORATORIES			9	100%	9
NEMOURS CHILDREN'S PRIMARY CARE VERO BEACH			9	100%	9
HEALTH AND WELLNESS CENTER	1	8		89%	9
WADSWORTH CENTER - DAVID AXELROD INSTITUTE		8	1	11%	9
FLORIDA CENTER FOR DERMATOLOGY LABORATORY			9	100%	9
Highland Pines Health and Rehab		8	1	11%	9
LPG PRIMARY CARE AT LABELLE		7	2	22%	9
BUENA VIDA ESTATES			9	100%	9
MINUTECLINIC DIAGNOSTIC MED GRP OF CA		8	1	11%	9
MINUTE CLINIC LLC #1909		9			9
MARINA ISLE ASSISTED LIVING		9			9
SV DIAGNOSTIC LAB			9	100%	9
HARMONIOUS HOME HEALTH, LLC		9			9
UCARE			9	100%	9
ENCOMPASS HOME HEALTH OF THE SOUTHEAST LLC		9			9
Sunset Lake Health and Rehabilitation Center		8	1	11%	9
MONTEFIORE MEDICAL CENTER LABORATORIES - NORTH		9			9
RIVERVIEW REGIONAL MEDICAL CENTER		7	2	22%	9
CORE OCCUPATIONAL RESOURCES, LLC		5	4	44%	9
FHPG_EXP CARE W HILLSBOROUGH		1	8	89%	9
PRIMARY CARE SPECIALISTS OF ORLANDO		8	1	11%	9
VILLAGE PLACE HEALTH AND REHAB		9			9
PENSACOLA CLUSTER			9	100%	9
URGENT TEAM - HUNTSVILLE		7	2	22%	9
IU HEALTH PATHOLOGY		1	8	89%	9
JOHN T MATHER MEMORIAL HOSPITAL LABORATORY		8	1	11%	9
MEDEXPRESS URGENT CARE - STAUNTON		5	4	44%	9
CVS TX10016POCT PRINCETON		9			9
MANATEE COUNTY CENTRAL JAIL		9			9
MEDEXPRESS URGENT CARE - RICHMOND, NINE MILE RD		8	1	11%	9
LOREY ALF		9			9
MAGNOLIA MANOR			9	100%	9
PATEL MEDICAL VENTURES		8	1	11%	9
OUR HOME AT BEACON HILL			9	100%	9
MEDEXPRESS URGENT CARE - SWANSEA, N ILLINOIS ST		8	1	11%	9
MINUTECLINIC, LLC #09202		7	2	22%	9
ST VINCENT'S CHILTON		7	2	22%	9
TRANSPLANT GENOMICS INC (EUROFINS)		9			9
CHIEFLAND MEDICAL CENTER LLC			9	100%	9
LONG ISLAND JEWISH FOREST HILLS HOSPITAL		9			9
CVS DC1340POCT WASHINGTON		9			9
CVS MA594POCT FALMOUTH		8	1	11%	9
MINUTECLINIC MINUTECLINIC #4977		5	4	44%	9
MEDICANA NURSING AND REHAB CENTER			9	100%	9

COVID-19: testing by laboratory

Data through Apr 29, 2021 verified as of Apr 30, 2021 at 09:25 AM

Data in this report are provisional and subject to change.

The numbers in the table below represent the number of Florida and non-Florida residents for whom test results were received by the Department of Health. A person can be tested by more than one laboratory and can have both positive and negative results. **Therefore, the sum of the numbers in each column will be larger than the total number of people tested.**

Reporting lab	Inconclusive	Negative	Positive	Percent positive	Total
ETHOS LABORATORIES		7	2	22%	9
ORLANDO FAMILY PHYSICIANS			9	100%	9
CVS NJ617POCT CEDAR GROVE		8	1	11%	9
MEDERI CARETENDERS VS OF SE FL LLC DBA		8	1	11%	9
CVS RI1717POCT 1 CVS DR			9	100%	9
ST. CLOUD PHARMACY AND WELLNESS CENTER		5	4	44%	9
MINUTECLINIC DIAGNOSTIC OF TN PC #242		6	3	33%	9
TRINITY PEDIATRICS			9	100%	9
UHEALTH UNIVERSITY OF MIAMI			9	100%	9
BRENNITY AT VERO BEACH, THE			9	100%	9
OMNI			9	100%	9
ALLIANCE HEALTH AND REHABILITATION CENTER		9			9
MEDEXPRESS URGENT CARE - BATTLE CREEK		6	3	33%	9
WINDSOR OF GAINESVILLE		9			9
CHILDREN'S HEALTH CENTER INC.		7	2	22%	9
KINDRED_AIMS		9			9
CIAN DIAGNOSTICS			9	100%	9
MINUTECLINIC DIAGNOSTIC OF VIRGINIA, LLC #1656		9			9
ACCESS CARE MEDICAL GROUP LLC		2	7	78%	9
HENDRY/GLADES COUNTY HEALTH DEPARTMENT		8	1	11%	9
URGENT CARE OF LONGWOOD		1	8	89%	9
RANDOLPH DIABETES AND WELLNESS		8	1	11%	9
MINUTE CLINIC INCORPORATE		9			9
WATERFORD AT CREEKSIDE, THE			9	100%	9
MIDMICHIGAN MEDICAL CENTER			9	100%	9
COMMUNITY MEDICAL AND DENTAL CARE INC		9			9
LISTENING DOCTOR PLLC, THE		3	6	67%	9
CVS CT1109POCT BETHEL		9			9
MED & CO INVESTMENT LLC		7	1	13%	8
HEALTHMARK REGIONAL HOSPITAL LAB		4	4	50%	8
VENICE REGIONAL MEDICAL CENTER			8	100%	8
CVS IN6713POCT BLOOMINGTON		8			8
CIGNA ONSITE HEALTH LLC		2	6	75%	8
SEA LEVEL LABS			8	100%	8
FLORIDA HEART AND VASCULAR MULTISPECIALTY GROUP		8			8
CVS PA2582POCT SPRINGFIELD		6	2	25%	8
MEDEXPRESS URGENT CARE-PETERS TWP		7	1	13%	8
UNIVERSITY OF WASHINGTON MEDICAL CENTER			8	100%	8
CARE ATC - CITY OF BOYNTON BEACH	1	2	5	63%	8
LAKE CONWAY URGENT CARE LLC		2	6	75%	8
MC DIAGNOSTIC OF CONNECTICUT, PC #114		8			8
CHIEFLAND MEDICAL CENTER		1	7	88%	8
BLOOMING GARDENS OF CARE INC		8			8
MAGNOLIA PEDIATRICS GROUP LLC			8	100%	8
GOLISANO CHILDREN'S HOSPITAL OF SOUTHWEST FLORIDA		6	2	25%	8
DEPARTMENT OF HEALTH- CITRUS COUNTY		1	7	88%	8

COVID-19: testing by laboratory

Data through Apr 29, 2021 verified as of Apr 30, 2021 at 09:25 AM

Data in this report are provisional and subject to change.

The numbers in the table below represent the number of Florida and non-Florida residents for whom test results were received by the Department of Health. A person can be tested by more than one laboratory and can have both positive and negative results. **Therefore, the sum of the numbers in each column will be larger than the total number of people tested.**

Reporting lab	Inconclusive	Negative	Positive	Percent positive	Total
ST CLOUD PHYSICIAN MANAGMENT LLC		7	1	13%	8
HUNTINGTON VILLAGE URGENT CARE		8			8
CVS PA4077POCT BELLE VERNON		8			8
DOH JACKSONVILLE CENTRAL LABORATORY		3	5	63%	8
CVS NC7057POCT SHELBY		6	2	25%	8
SURGOINSVILLE PHARMACY		8			8
URGENT TEAM - MUSCLE SHOALS		8			8
MOULTRIE CREEK NURSING AND REHAB			8	100%	8
MINUTECLINIC, LLC #1796		7	1	13%	8
DORAL URGENT CARE			8	100%	8
CVS PA1074POCT KENNETT SQUARE		7	1	13%	8
CVS CT718POCT ANSONIA		8			8
PALM BEACH COUNTY HEALTH DEPARTMENT LABORATORY			8	100%	8
CVS NC3803POCT MOORESVILLE		7	1	13%	8
MONROE URGENT CARE		7	1	13%	8
SYLVESTER AT PLANTATION LABORATORY		7	1	13%	8
MEDICAL CENTER, THE		7	1	13%	8
HEWLETT URGENT CARE, PLLC		8			8
BEECHTREE MOLECULAR LAB LLC			8	100%	8
X-GENE MOLECULAR LABS		1	7	88%	8
MINUTECLINIC DIAGNOSTIC OF OHIO #7790		6	2	25%	8
MID-HUDSON VALLEY DIVISION OF WESTCHESTER MEDICAL		8			8
PARTNERS PHARMACY OF FLORIDA LLC		8			8
NORTHSIDE GWINNETT HOSPITAL		7	1	13%	8
GENE STREET LABORATORIES, LLC		6	2	25%	8
BIRMINGHAM VAMC		4	4	50%	8
INTERNAL MEDICINE ASSOCIATES OF JACKSON HOSPITAL			8	100%	8
MINUTE CLINIC, LLC #1434		7	1	13%	8
JX REF LAB			8	100%	8
PHYSICIANS FOR CHILDREN			8	100%	8
ST CHARLES HOSPITAL LABORATORY		8			8
CVS IN3975POCT JEFFERSONVILLE		5	3	38%	8
SLOPESIDE LABS AND TESTING, LLC - THE HIDEOUT AT BUTTERMILK MOUNTAIN		8			8
COMPASSION PEDIATRIC URGENT CARE LLC		2	6	75%	8
BAPTIST OUTPATIENT			8	100%	8
ALL CHILDREN'S HOSPITAL		1	7	88%	8
APEX HOME HEALTH CARE		7	1	13%	8
NORTHEAST ALABAMA REGIONAL MEDICAL CENTER		5	3	38%	8
MEDEXPRESS URGENT CARE-PASADENA		8			8
Baptist Village Retirement Communities		8			8
FOUNTAINVIEW BY FIVE STAR QUALITY CARE		7	1	13%	8
EXECUTIVE MEDICAL SERVICES		8			8
MODMD LABORATORY		8			8
MINUTE-CLINIC DIAGNOSTIC OF VIRGINIA, LLC #794		7	1	13%	8
INTERNAL MEDICINE AND AESTHETICS OF NAPLES LLC		8			8
URGENT TEAM - NASHVILLE		7	1	13%	8

COVID-19: testing by laboratory

Data through Apr 29, 2021 verified as of Apr 30, 2021 at 09:25 AM

Data in this report are provisional and subject to change.

The numbers in the table below represent the number of Florida and non-Florida residents for whom test results were received by the Department of Health. A person can be tested by more than one laboratory and can have both positive and negative results. **Therefore, the sum of the numbers in each column will be larger than the total number of people tested.**

Reporting lab	Inconclusive	Negative	Positive	Percent positive	Total
GLEN FALLS HOSPITAL DEPARTMENT OF PATHOLOGY		7	1	13%	8
CONSULATE HEALTH CARE		7	1	13%	8
COMPASSION PEDIATRICS		3	5	63%	8
WEST DADE PEDIATRICS			8	100%	8
HERNANDO PASCO HOSPICE INC		7	1	13%	8
FHPG_EXP CARE PALM HARBOR			8	100%	8
ALLEGRO - TAMPA	1	4	3	38%	8
STATEN ISLAND CHAI CARE		7	1	13%	8
EP LTC PHARMACY		6	2	25%	8
MINUTECLINIC DIAG OF IND, LLC #10190		7	1	13%	8
MEDEXPRESS URGENT CARE - CLARKSBURG		7	1	13%	8
CVS TN7289POCT SIGNAL MOUNTAIN		8			8
PUTNAM COUNTY EMERGENCY RESCUE SERVICE		5	3	38%	8
MINUTECLINIC DIAGNOSTIC OF NEVADA #87		4	4	50%	8
CVS GA7064POCT STOCKBRIDGE		8			8
JUPITER CLINIC			8	100%	8
MEDEXPRESS URGENT CARE MORGANTOWN		8			8
ROBERT WOOD JOHNSON HOSPITAL		7	1	13%	8
MINUTECLINIC, LLC #05038		8			8
COMPREHENSIVE CLINICAL RESEARCH, LLC			8	100%	8
PAUL GRECO MD CONCIERGE MEDICAL SERVICES PL		8			8
CENTREX CLINICAL LABS INC		8			8
DIAGNOSTIC CLINIC		7	1	13%	8
CVS SC2250POCT COLUMBIA		8			8
DASCENA LABORATORY			8	100%	8
LOVELACE MEDICAL CENTER		8			8
LIFE CARE CITRUS COUNTY			8	100%	8
NORTH PINELLAS CHILDRENS MEDICAL CENTER INC			8	100%	8
HEALTHY MINORS PEDIATRIC URGENT CARE		7	1	13%	8
DOCTOR'S IN HOUSE LAB			8	100%	8
CREATIVE PHARMACY SOLUTIONS EAST		8			8
PBC FOUND CARE INC			8	100%	8
BENEVA LAKES HEALTHCARE & REHAB CENTER			8	100%	8
CLAY PRIMARY & FAMILY CARE LLC			8	100%	8
FHCP-ORANGE CITY			8	100%	8
ALLINA HEALTH - ABBOTT NORTHWESTERN HOSPITAL		5	3	38%	8
CVS MD1881POCT DUNKIRK		8			8
MEDEXPRESS URGENT CARE - TARENTUM		6	2	25%	8
CVS NC3319POCT CHARLOTTE		6	2	25%	8
CVS TX7288POCT DALLAS		7	1	13%	8
ATLANTIC CONSOLIDATED LABORATORY		8			8
WELLSTAR WEST GEORGIA MEDICAL CENTER		7	1	13%	8
BREVARD FAMILY WALK IN CLINIC			8	100%	8
CVS MD4371POCT OCEAN CITY		8			8
CVS MO8556POCT KANSAS CITY		7	1	13%	8
SUNSHINE STATE DIALYSIS			8	100%	8

COVID-19: testing by laboratory

Data through Apr 29, 2021 verified as of Apr 30, 2021 at 09:25 AM

Data in this report are provisional and subject to change.

The numbers in the table below represent the number of Florida and non-Florida residents for whom test results were received by the Department of Health. A person can be tested by more than one laboratory and can have both positive and negative results. **Therefore, the sum of the numbers in each column will be larger than the total number of people tested.**

Reporting lab	Inconclusive	Negative	Positive	Percent positive	Total
MEDEXPRESS URGENT CARE, BUTLER		5	3	38%	8
SARAH LAWRENCE COLLEGE HEALTH SERVICES		8			8
CLEARWATER PEDIATRIC CARE		1	7	88%	8
CVS NC5591POCT STATESVILLE		7	1	13%	8
CELEBRATION PEDIATRICS PA			8	100%	8
HARBORCHASE OF DR PHILLIPS		7	1	13%	8
TERENCE B MITCHELL MD, INC		4	4	50%	8
ORMOND BEACH CENTRA CARE			8	100%	8
SCOTTS PHARMACY		7	1	13%	8
OSWEGO HOSPITAL LABORATORY		7	1	13%	8
MEDEXPRESS URGENT CARE - WILLIAMSPORT		7	1	13%	8
SUPREME LABORATORY			8	100%	8
CVS MA6505POCT NEWTON		8			8
HOLY NAME MEDICAL CENTER	1	6	1	13%	8
MINUTE CLINIC DIAGNOSTIC OF MICHIGAN PC		8			8
ALL CHILDREN'S HOSPITAL DEPT OF GENERAL PEDIATRICS			8	100%	8
MARION OAKS ASSISTED LIVING		8			8
DR. PHILLIPS MEDICAL WELLNESS CENTER		4	4	50%	8
NOVADIX		2	6	75%	8
BIOTECH PHARMACEUTICAL GROUP LLC			8	100%	8
SOUTHEASTERN PEDIATRIC ASSOCIATES			8	100%	8
LEMOYNE COLLEGE WELLNESS CENTER FOR		8			8
TERRACINA LLC		2	6	75%	8
MEDEXPRESS URGENT CARE - MIDLOTHIAN		7	1	13%	8
MEDEXPRESS URGENT CARE - MT LEBANON		5	3	38%	8
Nashville Central Laboratory		8			8
VERMONT DEPARTMENT OF HEALTH		1	7	88%	8
ALACHUA COUNTY HEALTH DEPARTMENT		1	7	88%	8
CAREPOINT CLINIC		5	3	38%	8
KIS URGENT CARE			8	100%	8
WELLIGENT		1	7	88%	8
CVS HEALTH, #1994		6	2	25%	8
NORTHDALE REHABILITATION CENTER			8	100%	8
CAPRONA GROUP HOME		2	6	75%	8
DOTHAN PEDIATRIC CLINIC			8	100%	8
LAKE PEDIATRICS			8	100%	8
ST. JOSEPH HOSPITAL AND HEALTH CARE INC.			8	100%	8
FHMG_FM AND IM AVALON PARK		2	6	75%	8
CVS MINUTE CLINIC DIAGNOSTIC OF NEW JERSEY		8			8
CVS OH3476POCT TIPP CITY		7	1	13%	8
CVS OH2543POCT CANFIELD		5	3	38%	8
MEDEXPRESS - WILMINGTON CONCORD PIKE		7	1	13%	8
ADVANCED RESEARCH FOR HEALTH IMPROVEMENT		6	2	25%	8
WHITE SANDS OUTPATIENT SERVICES (WSOP SERVICES LLC)		8			8
AFC/DOCTORS EXPRESS NORTH BERGEN		6	2	25%	8
BARTON PARKER OD PC		8			8

COVID-19: testing by laboratory

Data through Apr 29, 2021 verified as of Apr 30, 2021 at 09:25 AM

Data in this report are provisional and subject to change.

The numbers in the table below represent the number of Florida and non-Florida residents for whom test results were received by the Department of Health. A person can be tested by more than one laboratory and can have both positive and negative results. **Therefore, the sum of the numbers in each column will be larger than the total number of people tested.**

Reporting lab	Inconclusive	Negative	Positive	Percent positive	Total
LAB UNKNOW		6	2	25%	8
OHIO DEPARTMENT OF HEALTH			8	100%	8
MINUTE CLINIC DIAGNOSTIC OF PENNSYLVANIA		8			8
PM PEDIATRICS OF BAYSIDE PLLC		8			8
THE WOLFF CENTER FOR CHILD & ADOLESCENT HEALTH			8	100%	8
NASSAU UNIVERSITY MEDICAL CENTER DEPT		7	1	13%	8
TRUE HEALTH		5	3	38%	8
CVS NJ836POCT RUNNEMEDE		8			8
GULF COAST PEDIATRICS OF SARASOTA PA		1	7	88%	8
EMBRY-RIDDLE AERONAUTICAL UNIVERSITY HEALTH			8	100%	8
Florida Clinical Laboratory		1	7	88%	8
DOCTOR'S IN-HOUSE LAB/COMMUNITY HEALTH CENTERS OF PINELLAS - CLEARWATE			8	100%	8
MEDEXPRESS URGENT CARE - CULPEPER		8			8
MINUTECLINIC DIAGNOSTIC OF SC, LLC #4		8			8
GENEUS DIAGNOSTICS			8	100%	8
NEOGENOMICS LABORATORIES, INC		8			8
EMORY JOHNS CREEK HOSPITAL		8			8
EXCEL URGENT CARE OF PARAMUS LLC		8			8
MINUTECLINIC DIAGNOSTIC OF OHIO #4401		8			8
MEDEXPRESS URGENT CARE - HOT SPRINGS		8			8
CVS NC2313POCT RALEIGH		6	2	25%	8
MEDEXPRESS URGENT CARE - YORK		5	3	38%	8
DAYTONA BEACH OPC		6	2	25%	8
LEWIS COUNTY MANOR		8			8
The Grand at Rome Nursing and Rehabilitation		8			8
LEVY COUNTY SHERRIF'S DEPT			7	100%	7
NON-US			7	100%	7
WOMENS CARE FLORIDA LLC		5	2	29%	7
BROOKDALE LAKE ORIENTA			7	100%	7
QUE		4	3	43%	7
MINUTECLINIC DIAGNOSTIC OF KANSAS PA		7			7
GENTRY PARK ORLANDO ASSISTED LIVING		6	1	14%	7
PENN MEDICINE PRINCETON MEDICAL CENTER		6	1	14%	7
LAKELAND VOLUNTEERS IN MEDICINE INC		5	2	29%	7
CVS NC5532POCT SUMMERFIELD		7			7
WYOMING COUNTY COMMUNITY HOSPITAL LABORATORY		7			7
CARENOW URGENT CARE-SOUTHLAKE			7	100%	7
PENINSULA CARE AND REHABILITATION CENTER			7	100%	7
PERSONAL PHYSICIAN CARE PA			7	100%	7
SUPERIOR RESIDENCES AT CALA HILLS		7			7
MEDEXPRESS URGENT CARE - STATE COLLEGE		5	2	29%	7
LEPE'S HOUSE			7	100%	7
MEDEXPRESS URGENT CARE - BLUEFIELD		6	1	14%	7
VICTORIAN MANOR		2	5	71%	7
MINUTECLINIC DIAG OF IND LLC #1138		6	1	14%	7
CALIFORNIA DEPARTMENT OF PUBLIC HEALTH		1	6	86%	7

COVID-19: testing by laboratory

Data through Apr 29, 2021 verified as of Apr 30, 2021 at 09:25 AM

Data in this report are provisional and subject to change.

The numbers in the table below represent the number of Florida and non-Florida residents for whom test results were received by the Department of Health. A person can be tested by more than one laboratory and can have both positive and negative results. **Therefore, the sum of the numbers in each column will be larger than the total number of people tested.**

Reporting lab	Inconclusive	Negative	Positive	Percent positive	Total
Robert Wood Johnson University Hospital		5	2	29%	7
DOCTORS CLINICAL LABORATORY, INC		5	2	29%	7
CVS OH3080POCT HUBER HEIGHTS		6	1	14%	7
MEDEXPRESS URGENT CARE-SCOTT TOWNSHIP		6	1	14%	7
Rutgers Health Rwj University Hospital - Laboratory		4	3	43%	7
DOTHAN WEST FAMILY MEDICINE		5	2	29%	7
ADVENTHEALTH MEDICAL GROUP INTERNAL MEDICINE AT		2	5	71%	7
CVS NV9841POCT RENO		4	3	43%	7
AVON PARK PEDIATRICS			7	100%	7
CVS IN8669POCT INDIANAPOLIS		6	1	14%	7
CVS OH6123POCT CINCINNATI		5	2	29%	7
OCALA FAMILY MEDICAL CENTER		7			7
SANFORD MOBILE LAB		1	6	86%	7
HOME CARE PHARMACY OF PALM COAST INC		7			7
NOVANT HEALTH INPATIENT CARE		2	5	71%	7
ST CHARLES BEND LABORATORY		6	1	14%	7
Thermopolis Rehabilitation Wellness		7			7
NEMOURS CHILDRENS, LAKE NONA			7	100%	7
TREASURE COAST INFECTIOUS DISEASE CONSULTANTS		4	3	43%	7
MEDEXPRESS URGENT CARE - IRVING		7			7
FIRST PHYSICIANS GROUP - LORRAINE CORNERS		7			7
PEDIATRICS OF CENTRAL FLORIDA		5	2	29%	7
NORTH FLORIDA MEDICAL CENTERS INC		1	6	86%	7
FLORIDA PREMIER MEDICAL CARE PA			7	100%	7
MIAMI BEACH COMMUNITY HEALTH CENTER INC			7	100%	7
RIVER OAKS TREATMENT CENTER			7	100%	7
EAST GEORGIA REGIONAL MEDICAL CENTER		6	1	14%	7
BOONE DRUG & HEALTHCARE AT DEERFIELD			7	100%	7
CVS CA9721POCT ARCADIA		7			7
ENTRUST IMMEDIATE CARE			7	100%	7
COMPLETE FAMILY CARE, LLC/UNIVERSITY OF SAINT MARY		7			7
CVS MA1852POCT MEDWAY		7			7
SKR MEDICAL ADVISORS		7			7
MINUTECLINIC DIAG OF IND LLC #8651		6	1	14%	7
ADVENT HEALTH APOPKA		3	4	57%	7
CVS IL8747POCT CHICAGO		7			7
DALLAS COUNTY HEALTH AND HUMAN SERVICES			7	100%	7
CARENOW URGENT CARE-MADISON		7			7
PURECARE PHARMACY		6	1	14%	7
FLORIDA SCHOOL FOR THE DEAF AND THE BLIND			7	100%	7
CRESTWOOD MEDICAL CENTER		5	2	29%	7
JUPITER ISLAND PUBLIC SAFETY		5	2	29%	7
NYU WINTHROP HOSPITAL PATHOLOGY		7			7
SOUTH COM HEALTH CLINIC, DEPT. OF THE ARMY		7			7
MAXHEALTH		5	2	29%	7
MEDEXPRESS URGENT CARE PORT HURON		6	1	14%	7

COVID-19: testing by laboratory

Data through Apr 29, 2021 verified as of Apr 30, 2021 at 09:25 AM

Data in this report are provisional and subject to change.

The numbers in the table below represent the number of Florida and non-Florida residents for whom test results were received by the Department of Health. A person can be tested by more than one laboratory and can have both positive and negative results. **Therefore, the sum of the numbers in each column will be larger than the total number of people tested.**

Reporting lab	Inconclusive	Negative	Positive	Percent positive	Total
FAMILY MEDICINE MEDICAL DRIVE		7			7
OCALA REGIONAL KIDNEY CENTER EAST		2	5	71%	7
MINUTECLINIC DIAG OF IND LLC #6998		6	1	14%	7
GAINESVILLE PEDIATRIC ASSOCIATES		1	6	86%	7
MEDEXPRESS URGENT CARE-NESHANNOCK TWP		6	1	14%	7
LEE COUNTY HEALTH DEPARTMENT		4	3	43%	7
ECLRS		2	5	71%	7
MEDEXPRESS URGENT CARE MURRYSVILLE		5	2	29%	7
FLORIDA HOSPITAL KISSIMMEE		4	3	43%	7
Centrastate Medical Center		6	1	14%	7
LIZS ADULT CARE		7			7
NELSON BIOLOGICAL			7	100%	7
BROWNE MEDICAL LLC		5	2	29%	7
New York Harbor Harbor HCS - Brooklyn Campus		7			7
MINUTECLINIC DIAGNOSTIC OF RHODE ISLAN		7			7
EAST SIDE CLINICAL LABORATORY		5	2	29%	7
Chestnut Park Rehabilitation and Nursing Center		7			7
MALABAR FAMILY PRACTICE		4	3	43%	7
CARESOUTH HHA HOLDINGS OF TALLAHASSEE LLC		7			7
Enterprise Health and Rehabilitation Center		7			7
FLORIDA DIGESTIVE AND LIVER SPECIALIST		7			7
MEDEXPRESS URGENT CARE-MUNCIE		7			7
WATAUGA MEDICAL CENTER		4	3	43%	7
CVS GA2236POCT WOODSTOCK		7			7
HEALTH CARE LABORATORY SERVICES		1	6	86%	7
Ocoee Health Care Center		7			7
MINUTECLINIC DIAGNOSTIC OF OHIO #6147		6	1	14%	7
WEXFORD HEALTH SOURCES INC		7			7
CVS TX4397POCT CYPRESS		7			7
WELLSTAR ATLANTA MEDICAL CENTER LABORA		6	1	14%	7
KANSAS DEPARTMENT OF HEALTH		2	5	71%	7
MEDEXPRESS URGENT CARE-DUBOIS		7			7
ABBAY MANOR RETIREMENT RESIDENCE INC		7			7
MINUTECLINIC, LLC #1452		7			7
LYNMOORE,THE		7			7
CVS OH3458POCT BEAVERCREEK		7			7
GALLUP INDIAN MEDICAL CENTER		7			7
Hiawatha Care Center		7			7
PHOEBE PUTNEY MEMORIAL HOSPITAL		7			7
Charles George VAMC		7			7
GREENVILLE MEMORIAL HOSPITAL LAB			7	100%	7
MEDEXPRESS URGENT CARE - HOLLINS		7			7
TRUE HEALTH DIAGNOSTICS		1	6	86%	7
OPTUM PRIMARY CARE - FOUNTAIN OAKS		3	4	57%	7
MANATEE PEDIATRICS			7	100%	7
MARTHA A PRICE MD PA		3	4	57%	7

COVID-19: testing by laboratory

Data through Apr 29, 2021 verified as of Apr 30, 2021 at 09:25 AM

Data in this report are provisional and subject to change.

The numbers in the table below represent the number of Florida and non-Florida residents for whom test results were received by the Department of Health. A person can be tested by more than one laboratory and can have both positive and negative results. **Therefore, the sum of the numbers in each column will be larger than the total number of people tested.**

Reporting lab	Inconclusive	Negative	Positive	Percent positive	Total
YAZJI PEDIATRIC CARE LLC DBA TUKA PEDIATRICS			7	100%	7
LAKE CITY CORRECTIONAL FACILITY			7	100%	7
GEISINGER MEDICAL CENTER		2	5	71%	7
PANCARE HEALTH - HOSFORD SCHOOL			7	100%	7
CVS PA813POCT RICHBORO		7			7
TESTD			7	100%	7
FLORIDA CANCER SPECIALISTS & RESEARCH INSTITUTE		6	1	14%	7
EL PARAISO HOME INC		7			7
PANCARE HEALTH - KATE SMITH ELEMENTARY		1	6	86%	7
ADVENTHEALTH MEDICAL GROUP FAMILY AND INTERNAL		6	1	14%	7
GRACE WELLNESS CENTER LLC		6	1	14%	7
CVS PA1296POCT DREXEL HILL		5	2	29%	7
DIAGNOSTIC & MEDICAL SPECIALISTS OF GREENWICH		5	2	29%	7
NORTHERN DUTCHESS HOSPITAL LABORATORY		5	2	29%	7
PALM GARDEN OF SUN CITY			7	100%	7
CVS MINUTE CLINIC DIAG OF IND LLC #5206		6	1	14%	7
MINUTECLINIC DIAG OF IND, LLC #6648		5	2	29%	7
DELAWARE DEPARTMENT OF HEATH		6	1	14%	7
MEDEXPRESS URGENT CARE - GLENDALE		7			7
PIEDMONT HENRY HOSPITAL, INC		7			7
FLORIDA HOSPITAL APOPKA		6	1	14%	7
CVS NM8918POCT ALBUQUERQUE		7			7
IAN C BOYKIN MD		4	3	43%	7
LOUISIANA DEPT OF HEALTH			7	100%	7
SCHOOL OF PHARMACY AND PHARMACEUTICAL		7			7
KEYSTONE PLACE AT NAPLES PRESERVE		4	3	43%	7
DANIEL M LIBBY MD PLLC		7			7
Parkside Villa		7			7
NEMOURS CHILDREN'S HOSPITAL			7	100%	7
BRADENTON PHYSICIANS MEDICAL CENTER			7	100%	7
MINUTECLINIC DIAGNOSTIC OF OHIO #2964		7			7
FRESENIUS KIDNEY CARE FORT WALTON BEACH			7	100%	7
EASTERN FLORIDA STATE COLLEGE - PALM BAY CAMPUS			7	100%	7
BALTIMORE CITY HEALTH DEPT COMMUNICABLE DISEASES AND EPIDEMIOLOGY			7	100%	7
PROVIDENCE LABORATORY SERVICES		7			7
LAKE NONA PEDIATRICS IN ASSOCIATION WITH NEMOURS		5	2	29%	7
HELIX MEDICAL CENTERS		1	6	86%	7
Lenox on the Lake			7	100%	7
GRACE REHABILITATION CENTER OF VERO BEACH		4	3	43%	7
SOUTHEAST GEORGIA HEALTH SYSTEM, INC D		7			7
FLORIDA DEPARTMENT OF HEALTH IN SARASOTA COUNTY		6	1	14%	7
IRL MARKET LAB			7	100%	7
MAINE DEPARTMENT OF HEALTH AND HUMAN SERVICES			7	100%	7
HEARTLAND PEDIATRICS OF LAKE PLACID			7	100%	7
CVS KY4779POCT LOUISVILLE		5	2	29%	7
LAWTON CHILES HEALTH CENTER		1	6	86%	7

COVID-19: testing by laboratory

Data through Apr 29, 2021 verified as of Apr 30, 2021 at 09:25 AM

Data in this report are provisional and subject to change.

The numbers in the table below represent the number of Florida and non-Florida residents for whom test results were received by the Department of Health. A person can be tested by more than one laboratory and can have both positive and negative results. **Therefore, the sum of the numbers in each column will be larger than the total number of people tested.**

Reporting lab	Inconclusive	Negative	Positive	Percent positive	Total
DOCTOR'S IN-HOUSE LAB/COMMUNITY HEALTH CENTERS OF PINELLAS -PINELLAS P			7	100%	7
EXPICARE NURSING AGENCY, INC		5	2	29%	7
CVS TN4624POCT KNOXVILLE		6	1	14%	7
HOLY GARDEN ALF, INC.		7			7
CVS PHARMACY #8800		5	2	29%	7
MINUTECLINIC, LLC #03965		7			7
Bon Secours Place		6	1	14%	7
KENDALL REGIONAL MEDICAL CNTR			7	100%	7
LONGWOOD FAMILY MEDICINE		1	6	86%	7
WILDLIGHT LAB			7	100%	7
SOMA MEDICAL CENTER PA #3 GREENACRES			7	100%	7
ST. LUCIE COUNTY HEALTH DEPARTMENT		5	2	29%	7
CVS MA1022POCT CAMBRIDGE		7			7
PEDIATRICS URGENT CARE, LLC			7	100%	7
NU WAVE MEDICAL CENTER			7	100%	7
MEDEXPRESS URGENT CARE - HUNTINGTON WE		6			6
MILLER COUNTY HOSPITAL		6			6
UT SOUTHWESTERN MEDICAL CENTER			6	100%	6
HUNTERS CREEK PEDIATRICS		6			6
Kroger 673 - The Little Clinic Dallas		5	1	17%	6
CVS MI8049POCT WATERFORD		5	1	17%	6
MINUTECLINIC MINUTECLINIC #3665		6			6
CITIZENS BAPTIST MEDICAL CENTERS LAB		5	1	17%	6
BAYCARE MEDICAL GROUP, INC		6			6
PLEASANTVILLE OF SEBASTIAN LLC			6	100%	6
Advanced Care Center			6	100%	6
RAPID MEDLAB (004MO)		5	1	17%	6
SANITAS LAUDERDALE LAKES			6	100%	6
CDRX INFUSION			6	100%	6
REDMED OF CROSSTOWN		3	3	50%	6
TULLAHOMA HMA, LLC		5	1	17%	6
ASCENSION ST VINCENT'S CLAY COUNTY			6	100%	6
CVS NJ2815POCT E BRUNSWICK		4	2	33%	6
CVS NV2928POCT LAS VEGAS		6			6
FLORIDA DEPARTMENT OF HEALTH SEMINOLE COUNTY		1	5	83%	6
PARADIGM LABORATORIES			6	100%	6
ARLINGTON OF NAPLES		6			6
HACKENSACK UNIV MED CTR-PATHOLOGY DEPT		6			6
LEHIGH REGIONAL MEDICAL CENTER LABORATORY		3	3	50%	6
CVS IN6654POCT INDIANAPOLIS		5	1	17%	6
NORTH FLORIDA PEDIATRICS JASPER			6	100%	6
SOUTHERN OCEAN MEDICAL CENTER		6			6
JERSEY SHORE MEDICAL CENTER		6			6
SHEEPSHEAD BAY URGENT CARE		6			6
MEDEXPRESS URGENT CARE - PRINCETON		5	1	17%	6
CVS TX10140POCT THE WOODLANDS		5	1	17%	6

COVID-19: testing by laboratory

Data through Apr 29, 2021 verified as of Apr 30, 2021 at 09:25 AM

Data in this report are provisional and subject to change.

The numbers in the table below represent the number of Florida and non-Florida residents for whom test results were received by the Department of Health. A person can be tested by more than one laboratory and can have both positive and negative results. **Therefore, the sum of the numbers in each column will be larger than the total number of people tested.**

Reporting lab	Inconclusive	Negative	Positive	Percent positive	Total
PROGRESS PHARMACY INC		1	5	83%	6
AMERICAN EAGLE LEESBURG AL LLC DBA VISTA LAKE			6	100%	6
MEDEXPRESS URGENT CARE-HERSHEY		5	1	17%	6
ATLANTIC COMMUNITY HIGH SCHOOL		5	1	17%	6
MAXCARE CLINIC			6	100%	6
WAKEMED		1	5	83%	6
ANTHONY-BROWN PHARMACY		6			6
PRESBYTERIAN HOME		6			6
SIGNATURE URGENT CARE			6	100%	6
NEUROSCIENCE AND SPINE ASSOCIATES, PL		5	1	17%	6
MIAMI RESCUE MISSION CLINIC INC			6	100%	6
BNR PHARMACY INC		6			6
MERCY COLLEGE HEALTH OFFICE		6			6
TALLAHASSEE MEMORIAL HEALTHCARE			6	100%	6
DOCTORS HOSPITAL OF AUGUSTA		6			6
UNIVERISTY OF MIAMI			6	100%	6
MERCY URGENT CARE			6	100%	6
LUMADOC HEALTH		4	2	33%	6
HELIX KH UC		1	5	83%	6
MINUTECLINIC DIAGNOSTIC OF KENTUCKY		6			6
MINUTECLINIC DIAGNOSTICS OF IND LLC		3	3	50%	6
DAVISON HEALTH CENTER WESLEYAN UNIVERS		6			6
GENESIS FAMILY PRACTICE		3	3	50%	6
VIERA PEDIATRICS		1	5	83%	6
CURATIVE CARE CENTER INC		1	5	83%	6
FLORIDA MEDICAL SPECIALISTS		2	4	67%	6
WG WINDSOR WOODS SH LLC		6			6
MEDEXPRESS URGENT CARE, CHAMBERSBURG		5	1	17%	6
MEDEXPRESS URGENT CARE - NORTH LITTLE		5	1	17%	6
ADVENTHEALTH CELEBRATION EMPLOYEE CLINIC		6			6
PREMIER FAMILY HEALTH PA			6	100%	6
CVS MINUTE CLINIC DIAGNOSTIC MED GRP OF CAL		5	1	17%	6
CVS NH6596POCT HAMPTON		6			6
ARC POINT LABS OF AUSTIN NORTH			6	100%	6
CONCENTRA			6	100%	6
MEDEXPRESS URGENT CARE SHADYSIDE		5	1	17%	6
MEDEXPRESS URGENT CARE - WAXAHACHIE, N HIGHWAY 77		4	2	33%	6
THE CLINIC PREMISE HEALTH			6	100%	6
MINUTECLINIC DIAGNOSTIC OF VIRGINIA, LLC		6			6
MEDEXPRESS URGENT CARE - EAST BRUNSWICK		6			6
FAMILY TREE PRIMARY CARE		5	1	17%	6
TAMIAMI LAB MILLENIUM			6	100%	6
COMMUNITY HEALTH CENTERS OF PINELLAS, INC		4	2	33%	6
LOS ALAMOS NATIONAL LABORATORY		6			6
BETHESDA COMMUNITY HEALTH CENTER			6	100%	6
MEDEXPRESS URGENT CARE - ELM GROVE		5	1	17%	6

COVID-19: testing by laboratory

Data through Apr 29, 2021 verified as of Apr 30, 2021 at 09:25 AM

Data in this report are provisional and subject to change.

The numbers in the table below represent the number of Florida and non-Florida residents for whom test results were received by the Department of Health. A person can be tested by more than one laboratory and can have both positive and negative results. **Therefore, the sum of the numbers in each column will be larger than the total number of people tested.**

Reporting lab	Inconclusive	Negative	Positive	Percent positive	Total
TRUSTBRIDGE			6	100%	6
UW MEDICINE VIROLOGY LAB			6	100%	6
OURMED		5	1	17%	6
GUTHRIE MEDICAL GROUP LABORATORIES		6			6
COVID RAPID LABS		1	5	83%	6
CVS PA2688POCT COLLEGEVILLE		6			6
THE PALMS REHABILITATION AND HEALTHCARE CENTER		5	1	17%	6
CVS TX1104POCT ALLEN		6			6
CVS MINUTE CLINIC DIAGNOSTIC OF TEXAS		5	1	17%	6
UPMC HEALTH SYSTEM		4	2	33%	6
PANCARE HEALTH - ALTHA PUBLIC			6	100%	6
BOCA VIPEDIATRICS			6	100%	6
CVS MD1515POCT LEONARDTOWN		4	2	33%	6
CVS IN6572POCT INDIANAPOLIS		6			6
FLORIDA DEPARTMENT OF HEALTH IN MIAMI DADE COUNTY		5	1	17%	6
MINUTECLINIC 7196		5	1	17%	6
CVS NC6402POCT DAVIDSON		4	2	33%	6
CVS TX2263POCT SAN ANTONIO		6			6
QUICK CARE MED WALK IN AND URGENT CARE			6	100%	6
Northwell Lab		2	4	67%	6
CVS TX8322POCT AUSTIN		6			6
QUATRACOR PLLC		6			6
MEDEXPRESS URGENT CARE - LOGAN		6			6
CVS PA5241POCT CHALFONT		6			6
DEPARTMENT OF HEALTH AND HUMAN SERVICES STATE OF NEW HAMPSHIRE			6	100%	6
CVS IL5797POCT CAROL STREAM		6			6
ADVENTHEALTH MEDICALGROUP PEDIATRICS AT ORLANDO		6			6
MINUTECLINIC, LLC (CLINIC 10928)		6			6
RIVERVIEW ALF OPERATOR LLC		1	5	83%	6
UF HEALTH PATHOLOGY LABORATORIES			6	100%	6
APALACHEE CENTER INC		4	2	33%	6
HENDRY REGIONAL CONVENIENT CARE CENTER			6	100%	6
MOUNT SINAI BROOKLYN LABORATORY		5	1	17%	6
MEDEXPRESS - NEWARK		6			6
MINUTECLINIC #2797		6			6
CVS TX7821POCT LEAGUE CITY		6			6
CVS SC5550POCT CLOVER		5	1	17%	6
ORLANDO HEALTH PHYSICIAN GROUP			6	100%	6
PHYSICIANS URGENT CARE BERRY FARMS		4	2	33%	6
PALMETTO HEALTH ALLIANCE		3	3	50%	6
UNILAB OF DADE INC			6	100%	6
PROHEALTH MED		1	5	83%	6
Oakwood - North Baldwins Center for Living		6			6
ADVENTHEALTH CAR CENTER APOPKA			6	100%	6
SAINT PETER'S UNIVERSITY HOSPITAL		6			6
PALM HARBOR DERMATOLOGY		4	2	33%	6

COVID-19: testing by laboratory

Data through Apr 29, 2021 verified as of Apr 30, 2021 at 09:25 AM

Data in this report are provisional and subject to change.

The numbers in the table below represent the number of Florida and non-Florida residents for whom test results were received by the Department of Health. A person can be tested by more than one laboratory and can have both positive and negative results. **Therefore, the sum of the numbers in each column will be larger than the total number of people tested.**

Reporting lab	Inconclusive	Negative	Positive	Percent positive	Total
BETH ISRAEL DEACONESS MEDICAL CENTER			6	100%	6
CVS MA507POCT LEOMINSTER		5	1	17%	6
ELITE MD GROUP INC		2	4	67%	6
SANTOS REHABILITATION CENTER INC			6	100%	6
CLINICAL CARE ASSOCIATES			6	100%	6
WALGREENS #09304		4	2	33%	6
BAYCARE ALLIANT HOSPITAL			6	100%	6
AARK LABORATORY		6			6
CVS OH2518POCT COLUMBUS		5	1	17%	6
MEDEXPRESS URGENT CARE - MBURG COMMONS		5	1	17%	6
RIVER CITY PRIMARY AND URGENT CARE			6	100%	6
MD NOW MEDICAL CENTER			6	100%	6
FLEET LANDING			6	100%	6
PUBLIC HEALTH LAB		6			6
LAKEVIEW TERRACE HOME HEALTH SERVICES LLC			6	100%	6
DISCOVERY VILLAGE AT STUART		2	4	67%	6
URGENT CARE HOUSECALLS PA		5	1	17%	6
UT MEMPHIS UNIVERSITY HEALTH SERVICES			6	100%	6
THE WINDSOR OF OCALA		2	4	67%	6
NORTHSIDE MEDICAL CENTER		6			6
THE READING HOSPITAL & MEDICAL CENTER			6	100%	6
CVS PA1379POCT LANSDALE		5	1	17%	6
MEDEXPRESS - COLLINSVILLE BELT LINE		4	2	33%	6
BELL-MINOR HOME		6			6
DEPARTMENT OF HEALTH AND HUMAN SERVICES DIVISION OF BEHAVIORAL HEALTH		1	5	83%	6
BROWARD COUNTY HEALTH DEPT.			6	100%	6
MEDEXPRESS URGENT CARE - WEIRTON		6			6
WELLMED AT FORT PIERCE		4	2	33%	6
ELITE MEDICAL CENTER		1	5	83%	6
JOSEF SCHENKER, MD, PC		6			6
VILLAGES HEALTH, THE		4	2	33%	6
CVS MA1095POCT AMHERST		5	1	17%	6
MORRIS HALL/ST JOSEPH NURSING CENTER		6			6
FIRST COAST CARDIOVASCULAR INSTITUTE PA			6	100%	6
INDIANA STATE DEPARTMENT OF HEALTH LABORATORIES			6	100%	6
FLORIDA HEALTHCARE OF ORLANDO		1	5	83%	6
IVY ROSEN MD PLLC		6			6
Madison Health & Rehabilitation		6			6
GENTLE MEDICINE ASSOCIATES / DR. REGINE BATAILLE		6			6
CAREWELL 301 - WARWICK			6	100%	6
OVIEDO CHILDRENS HEALTH CENTER LLC		1	5	83%	6
Englewood Health Care Center		6			6
CELAL GUROL ERBAY, MD			6	100%	6
ADVENT HEALTH - TUSKAWILLA		4	2	33%	6
DISCOVERY VILLAGE AT DEERWOOD			6	100%	6
PRINCETON BMC LABORATORY		6			6

COVID-19: testing by laboratory

Data through Apr 29, 2021 verified as of Apr 30, 2021 at 09:25 AM

Data in this report are provisional and subject to change.

The numbers in the table below represent the number of Florida and non-Florida residents for whom test results were received by the Department of Health. A person can be tested by more than one laboratory and can have both positive and negative results. **Therefore, the sum of the numbers in each column will be larger than the total number of people tested.**

Reporting lab	Inconclusive	Negative	Positive	Percent positive	Total
FLORIDA WOMAN CARE LABORATORY			6	100%	6
AMERICAN MEDICAL RESPONSE - DENVER		3	3	50%	6
FAMILY CARE MEDICAL CENTER			6	100%	6
BROOKDALE CLERMONT			6	100%	6
ADVANCED URGENT CARE OF MARATHON		1	5	83%	6
MINUTECLINIC MINUTECLINIC #921		6			6
ALL4KIDZ PEDIATRICS LLC		3	3	50%	6
MIZELL MEMORIAL HOSPITAL			6	100%	6
TIMBER CREEK PEDIATRICS		6			6
ALLEGRO FLEMING ISLAND		1	5	83%	6
CVS MA2401POCT MARSHFIELD		5	1	17%	6
COMPUNET CLINICAL LAB			6	100%	6
MINUTECLINIC LLC #5041		2	4	67%	6
PENN NURSING CENTER		6			6
CENTRAL FLORIDA PRIMARY CARE			6	100%	6
MINUTE-CLINIC DIAGNOSTIC OF VIRGINIA, LLC #3949		6			6
XPRESS URGENT CARE LLC		6			6
CVS MA957POCT WEST SPRINGFIELD		6			6
DIXIE COUNTY EMERGENCY SERVICES			6	100%	6
PATHGROUP LABS, LLC		4	2	33%	6
CHILDREN'S HOSPITAL OF PHILADELPHIA		5	1	17%	6
AMERICAN HEALTH ASSOC. LABORATORY SOUTH		4	2	33%	6
MANATEE MEMORIAL HOSPITAL CLINICAL LABORATORY			6	100%	6
CAMELLIA AT DEERWOOD		2	4	67%	6
COVID TESTING LLC			6	100%	6
ST LUKES HOSPITAL LABORATORY		2	4	67%	6
VALSPAR CHAMPIONSHIP		6			6
ABSOLUTE HEALTH		5	1	17%	6
MEDICAL CENTER AT OCEAN REEF		1	5	83%	6
PELICAN LANDING		1	5	83%	6
UNILAB		2	4	67%	6
MINUTECLINIC DIAGNOSTIC OF TN PC #442		4	2	33%	6
CVS SC5479POCT INDIAN LAND		6			6
CENTRAL JERSEY URGENT CARE OF BROWN MI		6			6
CVS NATIONAL HARBOR MD2297714CV		6			6
MARSHALL MEDICAL CENTER SOUTH LAB		5	1	17%	6
DOCTORS OFFICE OF NEW JERSEY		6			6
BAYSHORE POINTE NURSING AND REHAB CENTER			6	100%	6
CAPITAL HEALTH PLAN LABORATORIES			6	100%	6
Kennedy University Hospital		5	1	17%	6
PR HEALTH		1	5	83%	6
LPG COCONUT POINT - FAMILY/ INTERNAL MEDICINE		6			6
CVS NJ862POCT MARLBORO		5	1	17%	6
HEARTLAND HOME HEALTH CARE		6			6
RURAL HEALTH CARE INC			6	100%	6
LRHS Southeastern University		4	2	33%	6

COVID-19: testing by laboratory

Data through Apr 29, 2021 verified as of Apr 30, 2021 at 09:25 AM

Data in this report are provisional and subject to change.

The numbers in the table below represent the number of Florida and non-Florida residents for whom test results were received by the Department of Health. A person can be tested by more than one laboratory and can have both positive and negative results. **Therefore, the sum of the numbers in each column will be larger than the total number of people tested.**

Reporting lab	Inconclusive	Negative	Positive	Percent positive	Total
BROWARD TRANSITIONAL CENTER			6	100%	6
MCR HEALTH LAWTON CHILES ADMINISTRATION STE A		1	5	83%	6
MEDEXPRESS URGENT CARE - LEDGEWOOD		5	1	17%	6
WIREGRASS MEDICAL CENTER			6	100%	6
MINUTECLINIC, LLC #07852		5	1	17%	6
HOLLY HILL HOME INFUSION SERVICE		5	1	17%	6
TIFT REGIONAL HLTH SYSTEM, INC DBA SOU		6			6
ENIGMA DIAGNOSTIC, INC.			6	100%	6
TEXAS MEDCLINIC			6	100%	6
PEACE OF MIND REHAB CENTER		6			6
MEDEXPRESS URGENT CARE-PITTSFIELD		6			6
SOUTHEASTERN DERMATOLOGY GROUP PA		5	1	17%	6
FIFTH AVENUE PEDIATRICS		3	3	50%	6
MCKENZIE-WILLAMETTE MEDICAL CENTER LAB		6			6
JOSEPH SCHENKER MD PC		5			5
CVS PA10034POCT PITTSBURGH		5			5
KEYSTONE REHABILITATION AND HEALTH CENTER		1	4	80%	5
PRIMBIO RESEARCH INSTITUTE LLC		5			5
MID - FLORIDA PATHOLOGY LLC		1	4	80%	5
WINCHESTER MEDICAL CENTER			5	100%	5
PREMIER PEDIATRICS		1	4	80%	5
MIDDLEBURG VA CBOC		4	1	20%	5
FRANCES WARDE MEDICAL LABORATORY		2	3	60%	5
SCIENCE CARE			5	100%	5
GARDENS PEDIATRICS			5	100%	5
PM PEDIATRICS OF SELDEN		3	2	40%	5
PIEDMONT NEWNAN HOSPITAL		4	1	20%	5
LAFAYETTE NURSING AND REHAB			5	100%	5
MINUTECLINIC DIAGNOSTIC OF NEVADA-9586		4	1	20%	5
LABS PLUS LLC		5			5
MINUTECLINIC DIAGNOSTIC OF PENNSYLVAN		4	1	20%	5
NORTHERN MICHIGAN UNIVERSITY ATHLETICS		5			5
PHYSICIANS IMMEDIATE CARE ELGIN			5	100%	5
MINUTECLINIC, DIAGNOSTIC OF TEXAS, LLC		5			5
AHF PUBLIC HEALTH LABORATORY			5	100%	5
PIEDMONT HOSPITAL LAB			5	100%	5
PREMIER MEDICAL LABORATORY	1	2	2	40%	5
APC PEDIATRICS			5	100%	5
QUEST DIAGNOSTICS PSC		1	4	80%	5
FLORIDA DEPARTMENT OF HEALTH - INVERNESS		3	2	40%	5
NOVANT HEALTH UVA		2	3	60%	5
MINUTECLINIC DIAGNOSTIC OF PENNSYLVANIA, LLD #1545		5			5
CLINICAL LABORATORIES OF THE BUFFALO		4	1	20%	5
RHEA MEDICAL CENTER		5			5
INDIAN RIVER PRIMARY CARE PA		5			5
Wynfield Park Health and Rehabilitation		5			5

COVID-19: testing by laboratory

Data through Apr 29, 2021 verified as of Apr 30, 2021 at 09:25 AM

Data in this report are provisional and subject to change.

The numbers in the table below represent the number of Florida and non-Florida residents for whom test results were received by the Department of Health. A person can be tested by more than one laboratory and can have both positive and negative results. **Therefore, the sum of the numbers in each column will be larger than the total number of people tested.**

Reporting lab	Inconclusive	Negative	Positive	Percent positive	Total
CVS SC4122POCT TAYLORS		5			5
UNIVERISTY OF MEMPHIS ATHLETIC TRAINI		5			5
PARADISE VILLA ALF INCORPORATED		5			5
MASSASHUSETTS STATE LAB INSTITUTE		2	3	60%	5
PEDIATRICS OF CENTRAL FLORIDA – POINCIANA		3	2	40%	5
ELITE CARE			5	100%	5
CANDLER HOSPITAL PATHOLOGY LABORATORY		3	2	40%	5
ST JOSEPHS HOSPITAL PATHOLOGY LAB		4	1	20%	5
BOROPARK URGENT CARE		4	1	20%	5
GULF COAST VETERANS HCS PANAMA CITY OPC		5			5
CVS MO10053POCT SAINT PETERS		5			5
GENEVA GENERAL HOSPITAL LABORATORY		3	2	40%	5
CVS AZ10150POCT PHOENIX		4	1	20%	5
FORSYTH HOUSE			5	100%	5
WILLOW CREEK RETIREMENT CENTER		5			5
CVS IN5696POCT FORT WAYNE		5			5
QUINTON MEMORIAL HEALTH CARE CENTER		5			5
JUPITER ISLAND MEDICAL CLINIC INC		5			5
METHODIST HEALTHCARE UNIVERSITY HOSPIT		5			5
CARENOW URGENT CARE - CENTRAL AUSTIN		1	4	80%	5
IMMERSION RESIDENTIAL LLC			5	100%	5
FALLSBURG CHAI		5			5
ADVENTHEALTH ORLANDO INTERNATIONAL AIRPORT			5	100%	5
DEVANSH LAB WERKS		1	4	80%	5
URGENT CARE COASTAL GA			5	100%	5
Rio Pinar Health Care			5	100%	5
BAPTIST HEALTH - TOWN CENTER			5	100%	5
CVS ME329POCT PORTLAND		5			5
MINNESOTA DEPARTMENT OF HEALTH PUBLIC HEALTH LABORATORY DIVISION	1		4	80%	5
ATLANTA PLUS URGENT CARE			5	100%	5
CVS KY2332POCT GEORGETOWN		4	1	20%	5
DICKSON MEDICAL ASSOCIATES PC PATH LAB		4	1	20%	5
MEDEXPRESS URGENT CARE MARTINSBURG		3	2	40%	5
Walker BaptistMedCtr		4	1	20%	5
GENTLE HANDS MOBILE PHLEBOTOMY			5	100%	5
OMNICARE PHARMACY OFTEXAS 1, LP DBA OMNICARE		5			5
REHABILITATION CENTER AT JUPITER GARDENS		5			5
SARASOTA IMMEDIATE CARE			5	100%	5
UCF STUDENT HEALTH SERVICES LABORATORY		2	3	60%	5
COVENANT COLLEGE HEALTH SERVICES		5			5
SUTTER TRACY COMMUNITY HOSPITAL			5	100%	5
THONOTOSASSA COMMUNITY HEALTH CENTER		1	4	80%	5
Samuel S. Stratton VAMC		5			5
ST BARNABAS HOSPITAL		5			5
URGENT TEAM MANAGEMENT OF TENNESSEE, L		4	1	20%	5
CVS CA9823POCT SACRAMENTO		5			5

COVID-19: testing by laboratory

Data through Apr 29, 2021 verified as of Apr 30, 2021 at 09:25 AM

Data in this report are provisional and subject to change.

The numbers in the table below represent the number of Florida and non-Florida residents for whom test results were received by the Department of Health. A person can be tested by more than one laboratory and can have both positive and negative results. **Therefore, the sum of the numbers in each column will be larger than the total number of people tested.**

Reporting lab	Inconclusive	Negative	Positive	Percent positive	Total
CLINICAL CARE INC			5	100%	5
LPG PEDIATRICS AT CAPE CORAL		5			5
AMI ST FRANCIS HOSPITAL LABORATORY		4	1	20%	5
ST VINCENTS AMBULATORY CARE INC		3	2	40%	5
MINUTECLINIC DIAG OF IND LLC #6840		5			5
HUNT CLUB MEDICAL CARE			5	100%	5
CHAMPLAIN VALLEY PHYSICIANS HOSPITAL		3	2	40%	5
PRL NYC PANDEMIC RESPONSE LAB			5	100%	5
EAST BANK HOSPITAL - UNIVERSITY OF MINNESOTA MEDICAL CENTER			5	100%	5
MEASE CONTINUING CARE		3	2	40%	5
PATIENT FIRST - LEESBURG			5	100%	5
UNC HOSPITAL/MCLENDON CLINICAL LABORATORIES			5	100%	5
THE RETREAT AT PORT ORANGE			5	100%	5
ADVENT HEALTH MEDICAL GROUP		4	1	20%	5
Birchaven		5			5
FRESENIUS KIDNEY CARE SOUTH ORLANDO			5	100%	5
MEDEXPRESS URGENT CARE - WILKES BARRE		4	1	20%	5
FRESENIUS MEDICAL CARE			5	100%	5
CLEVELAND CLINIC MARTIN HEALTH NURSING & RESTORATIVE		5			5
SOUTHEAST GEORGIA PHYSICIAN ASSOCIATES		4	1	20%	5
ENT AND ALLERGY ASSOCIATES OF FLORIDA, LLC			5	100%	5
CVS MA447POCT NORTHAMPTON		3	2	40%	5
CAPE COD HOSPITAL			5	100%	5
DOCTORS HOSPITAL LAB MEDICAL OFFICE BUILDING			5	100%	5
MEDEXPRESS URGENT CARE - MOUNTAIN HOME		4	1	20%	5
MENORAH MANOR			5	100%	5
MEDEXPRESS - NEW CASTLE, DUPONT HWY		4	1	20%	5
CONCENTRA - ORLANDO SOUTH II		4	1	20%	5
NIBHA MEDIRATTA MD PL			5	100%	5
CVS SC1540POCT MYRTLE BEACH		4	1	20%	5
KINGSWAY MEDICAL CENTER INC		2	3	60%	5
HILLSBOROUGH COUNTY HEALTH DEPARTMENT			5	100%	5
MINUTECLINIC DIAG OF IND, LLC #6553		5			5
EASTCHESTER PEDIATRIC MEDICAL GROUP		5			5
FLORIDA PRIMARY & SPECIALTY CARE		5			5
WOODHULL MEDICAL AND MENTAL HEALTH CTR		5			5
BIOTECH CLINICAL LABORATORY			5	100%	5
STARFAM FAMILY & URGENT CARE			5	100%	5
CVS AZ9290POCT PHOENIX		4	1	20%	5
MEDEXPRESS URGENT CARE- COLUMBIA HEIGHTS		5			5
URGENT CARE OF ERWIN		5			5
SOUTH BEND MEDICAL FOUNDATION			5	100%	5
JOHN T MACKAY MD			5	100%	5
Life Care Center of Estero			5	100%	5
MINUTECLINIC DIAGNOSTIC OF OHIO #6139		5			5
COPELAND MEDICAL CLINIC		3	2	40%	5

COVID-19: testing by laboratory

Data through Apr 29, 2021 verified as of Apr 30, 2021 at 09:25 AM

Data in this report are provisional and subject to change.

The numbers in the table below represent the number of Florida and non-Florida residents for whom test results were received by the Department of Health. A person can be tested by more than one laboratory and can have both positive and negative results. **Therefore, the sum of the numbers in each column will be larger than the total number of people tested.**

Reporting lab	Inconclusive	Negative	Positive	Percent positive	Total
EGL GENETICS DIAGNOSTICS			5	100%	5
WATERTOWN URGENT CARE PLLC		5			5
MINUTECLINIC DIAGNOSTIC MED GRP OF SAN		4	1	20%	5
CVS OH3393POCT AURORA		4	1	20%	5
DIAGNOSTECHS		4	1	20%	5
VEIL VALLEY MEDICAL CENTER			5	100%	5
KETTERING HEALTH			5	100%	5
MEDEXPRESS URGENT CARE LAVALLE		5			5
PHYSICIANS QUALITY CARE			5	100%	5
SIENA COLLEGE SPORTS MEDICINE CENTER		5			5
CVS IN6551POCT MOORESVILLE		4	1	20%	5
THE DOCTORS CENTER HEALTHCARE-SOUTHSIDE		1	4	80%	5
JOE DIMAGGIO CHILDREN'S HOSPITAL		1	4	80%	5
XRL SXF REF LAB		5			5
AMAVIDA		5			5
DELAWARE PUBLIC HEALTH LABORATORY		2	3	60%	5
SEASIDE MANOR			5	100%	5
CHELSEA NYC LAB		5			5
WELLMED AT APOLLO BEACH BLVD		3	2	40%	5
MEDEXPRESS URGENT CARE PLEASANT HILLS		4	1	20%	5
NORTHWOOD UNIVERSITY-BENNETT SPORTS CENTER		5			5
MED EXPRESS URGENT CARE PC - MARYLAND		4	1	20%	5
AEL KNOXVILLE			5	100%	5
HEALTHCARE NETWORK OF SOUTHWEST FLORIDA			5	100%	5
GOOD SAMARITAN HOSPITAL		3	2	40%	5
MINUTECLINIC OF NEVADA-2955 S FT APACH		5			5
RUSSELL SAGE COLLEGE WELLNESS CENTER		5			5
MEDEXPRESS URGENT CARE - WALDORF, CRAIN HWY		5			5
BEACH HOUSE		5			5
CVS MA299POCT WORCESTER		5			5
CVS NJ837POCT MARLTON		5			5
RUSH UNIVERSITY MEDICAL CENTER LABORATORY			5	100%	5
AUGUSTA HEALTH			5	100%	5
ADVENTHEALTH MEDICAL GROUP PEDIATRICS		2	3	60%	5
ST JOSEPHS BEHAVIORAL HEALTH CENTER			5	100%	5
CVS NJ715POCT WAYNE		5			5
WHITE WILSON MEDICAL CENTER - FWB		1	4	80%	5
NORTH SHORE HEMATOLOGY-ONCOLOGY ASSOCIATES, PC		5			5
DAVENPORT PEDIATRICS PA		1	4	80%	5
CELERION			5	100%	5
LAKE MARY HEALTH AND REHABILITATION CENTER		1	4	80%	5
NORTH DADE NURSING AND REHABILITATION CENTER			5	100%	5
INVESCLINIC US, LLC		5			5
JACKSON SOUTH COMMUNITY HOSPITAL LAB			5	100%	5
NATURE COAST PRIMARY CARE LAB LLC		1	4	80%	5
FOUNDCARE, INC			5	100%	5

COVID-19: testing by laboratory

Data through Apr 29, 2021 verified as of Apr 30, 2021 at 09:25 AM

Data in this report are provisional and subject to change.

The numbers in the table below represent the number of Florida and non-Florida residents for whom test results were received by the Department of Health. A person can be tested by more than one laboratory and can have both positive and negative results. **Therefore, the sum of the numbers in each column will be larger than the total number of people tested.**

Reporting lab	Inconclusive	Negative	Positive	Percent positive	Total
APOLLO GARDENS RETIREMENT RESIDENCE CARE		5			5
DEPARTMENT OF HEALTH AND HUMAN SERVICES LANSING			5	100%	5
MINUTECLINIC DIAG OF IND, LLC #8645		5			5
BUEN PASTOR MEDICAL CENTER, INC			5	100%	5
MD NOW MEDICAL CENTER INC			5	100%	5
BLUETAIL MEDICAL GROUP, LLC		4	1	20%	5
FLORIDA PRIMARY CARE AND SPORTS MEDICINE INC		2	3	60%	5
CVS MA2172POCT NORTH GRAFTON		5			5
DOCS URGENT CARE		1	4	80%	5
TMH PHYSICIAN PARTNERS SOUTHWOOD		1	4	80%	5
CVS NV408817POCT LAS VEGAS		1	4	80%	5
MEDEXPRESS URGENT CARE - DANVILLE		5			5
CVS MA394POCT SEEKONK		5			5
REELFOOT FAMILY WALK IN CLINIC		4	1	20%	5
TANNER MEDICAL CENTER EAST AL		5			5
UNIVERSITY OF MIAMI / SCCC RESEARCH LABORATORY			5	100%	5
WESTMINSTER SHORES			5	100%	5
MINUTE CLINIC LLC #1831		5			5
FINLAY		1	4	80%	5
MINUTECLINIC, LLC #7139		5			5
CVS AZ9210POCT SCOTTSDALE		5			5
QUALITY MEDICAL CARE			5	100%	5
LIVING WATERS MEDICAL CENTER			5	100%	5
LABCORP UNSPECIFIED		5			5
AHC Decatur County		5			5
CVS TX7825POCT FRISCO		4	1	20%	5
MINUTECLINIC DIAGNOSTIC OF VIRGINIA, LLC #1980		3	2	40%	5
STVHCS - Dental Outpatient Clinic		5			5
FAMILY TREE DNA			5	100%	5
NORTHPORT MEDICAL CENTER LAB		5			5
NORTHSIDE HOSPITAL- CHEROKEE		4	1	20%	5
CLINICAL PATHOLOGY LABORATORIES			5	100%	5
URGENT MED INC		3	2	40%	5
WILSON PEDIATRICS			5	100%	5
COOPER HOSPITAL/UNIVERSITY MEDICAL		5			5
CVS NC3853POCT BURLINGTON		4	1	20%	5
MEDICAL UNIVERSITY SC HOSPITAL			5	100%	5
WEST PACIFIC MEDICAL LABORATORY			5	100%	5
Hillspring of Springboro		5			5
ST LUCIE COUNTY HEALTH DEPARTMENT		4	1	20%	5
SJH			5	100%	5
HELIX URGENT CARE			5	100%	5
EAST CENTRAL FLORIDA OUT PATIENT IMAGING			5	100%	5
ADVANCED PEDIATRICS OF BOCA LLC			5	100%	5
THE LITTLE CLINIC			5	100%	5
FHPG FAMILY MEDICAL CENTER OF TAMPA BAY		1	4	80%	5

COVID-19: testing by laboratory

Data through Apr 29, 2021 verified as of Apr 30, 2021 at 09:25 AM

Data in this report are provisional and subject to change.

The numbers in the table below represent the number of Florida and non-Florida residents for whom test results were received by the Department of Health. A person can be tested by more than one laboratory and can have both positive and negative results. **Therefore, the sum of the numbers in each column will be larger than the total number of people tested.**

Reporting lab	Inconclusive	Negative	Positive	Percent positive	Total
MEDICAL CENTER OF BLOUNTSTOWN			5	100%	5
MINUTECLINIC LLC #5010		4	1	20%	5
PINECREST PEDIATRICS GROUP LLC			5	100%	5
MEDEXPRESS URGENT CARE - BECKLEY CROSS		4	1	20%	5
RANDOLPH COUNTY HEALTH & REHABILITATIO		5			5
MEDEXPRESS URGENT CARE FOX CHAPEL		5			5
BROOKDALE NEW PORT RICHEY			5	100%	5
ATLANTIC SURGERY CENTER OF JACKSONVILLE BEACH		5			5
WASHINGTON STATE DEPARTMENT OF HEALTH PUBLIC HEALTH LABORATORIES			5	100%	5
Kroger 449 - The Little Clinic Mountain Park		4	1	20%	5
VA PRIMARY CARE ANNEX			5	100%	5
PUTNAM HOSPITAL CENTER LABORATORY		5			5
CARL R DARNALL ARMY MEDICAL CENTER			5	100%	5
NYU WINTHROP LABORATORY		5			5
SAFETY HARBOR SENIOR LIVING			5	100%	5
POWERS PEDIATRICS			5	100%	5
PRECISION DIAGNOSTICS INC - NJ		5			5
Kroger 099 - The Little Clinic Fort Collins		5			5
WALGREENS #03287		5			5
MD ANDERSON CANCER CENTER DI BAY AREA			5	100%	5
NEW YORK PHYSICIANS LLP		5			5
CVS OH10893POCT PARMA		2	3	60%	5
CVS TX5877POCT PEARLAND		5			5
PIEDMONT FAYETTE HOSPITAL		3	2	40%	5
MINUTECLINIC # 21110		3	2	40%	5
MIAMI CANCER INSTITUTE			5	100%	5
BAYSHORE LABORATORY		4	1	20%	5
ELDER ALTERNATIVES INC		3	2	40%	5
ARKANSAS DEPARTMENT OF HEALTH			5	100%	5
CVS GA2279POCT SUWANEE		5			5
MINUTECLINIC, LLC #07876		4	1	20%	5
FLORIDA CLINICAL LABORATORY - BIOREFERENCE LABORATORIES		2	3	60%	5
MORGAN STANLEY HEALTH CENTER		5			5
ALPHADERA LABS, LLC			5	100%	5
CVS GA5622POCT DALLAS		3	2	40%	5
CVS CT750POCT ENFIELD		5			5
PRINCIPLE HOSPICE SERVICE, LLC			5	100%	5
CFP PHYSICIANS GROUP			5	100%	5
MONROE COUNTY DEPT OF PUBLIC HEALTH ST		5			5
PRECISION LABS LLC		2	3	60%	5
COLUMBIA MEMORIAL HOSPITAL LABORATORY		5			5
MARION COUNTY FIRE RESCUE		3	2	40%	5
WALGREENS #10264		5			5
WASHINGTON COLLEGE HEALTH SERVICES		5			5
FLORIDA HOSPITAL LAKE MARY		5			5
THE CLINIC OF PEDIATRICS & GI MEDICINE, INC			5	100%	5

COVID-19: testing by laboratory

Data through Apr 29, 2021 verified as of Apr 30, 2021 at 09:25 AM

Data in this report are provisional and subject to change.

The numbers in the table below represent the number of Florida and non-Florida residents for whom test results were received by the Department of Health. A person can be tested by more than one laboratory and can have both positive and negative results. **Therefore, the sum of the numbers in each column will be larger than the total number of people tested.**

Reporting lab	Inconclusive	Negative	Positive	Percent positive	Total
MINUTECLINIC, LLC #1431		4	1	20%	5
RURAL/METRO MIDSOUTH,		5			5
GRADY MEMORIAL HOSPITAL/MICRO			5	100%	5
LAKEVIEW HEALTHCARE SYSTEM LLC			5	100%	5
CVS PA258POCT MCKEES ROCKS		5			5
PATIENT FIRST - ALLENTOWN			5	100%	5
SONATA VERO BEACH		5			5
INNOVATIVE COVID-DIVERSEY			5	100%	5
MEDEXPRESS URGENT CARE - SOUTH PARKERSBURG		5			5
CVS MA1845POCT WILMINGTON		4	1	20%	5
BAPTIST HOSPITAL EMPLOYEE HEALTH OFF			5	100%	5
USCG SECTOR ST PETE		1	4	80%	5
MEDEXPRESS URGENT CARE HUNTINGTON		5			5
UNIVERSITY OF CHICAGO MEDICAL CENTER LAB			5	100%	5
ALLIANCE FOR MULTISPECIALTY RESEARCH		5			5
MINUTECLINIC DIAG OF IND, LLC #6910		5			5
CYPRESS CREEK MEDICAL CENTER			5	100%	5
MEDEXPRESS URGENT CARE - BRIDGEVILLE		5			5
MIAMI MEDICAL CONSULTANT PA			5	100%	5
STEUBEN COUNTY PUBLIC HEALTH		5			5
COMMONS AT ORLANDO LUTHERAN TOWERS SNF			5	100%	5
CARENOW URGENT CARE - WINTER SPRINGS		4	1	20%	5
RELIANT IMMUNE DIAGNOSTICS			5	100%	5
CVS CA9606POCT TEMECULA		5			5
OCHSNER MEDICAL CENTER			5	100%	5
HELIX DIAGNOSTIX		2	3	60%	5
REGIONAL MEDICAL CENTER BAYONET POINT			5	100%	5
CVS TN6414POCT SMYRNA		3	2	40%	5
CVS IL8751POCT CHICAGO		5			5
CAREHERE LCS- EUSTIS			5	100%	5
OPTUMCARE FLORIDA, LLC		3	2	40%	5
CVS IL8750POCT CHICAGO		3	2	40%	5
CVS NC2771POCT CLAYTON		4	1	20%	5
MEDEXPRESS URGENT CARE - FREDERICK		5			5
WALGREENS - STORE #9479		3	2	40%	5
CITRUS HEALTH NETWORK INC		2	3	60%	5
BRIGHAM AND WOMEN'S HOSPITAL		1	4	80%	5
ST JOHNS BIOMEDICAL LAB		5			5
PEDIATRICS OF ALTAMONTE		5			5
ADVANCED HEART CARE OF SOUTH FLORIDA		5			5
LIFEPLUS HEALTHCARE GROUP INC		5			5
CVS IN6757POCT COLUMBUS		5			5
PEDIATRIC URGENT HEALTH CARE			5	100%	5
Edward Hines, Jr. VA Hospital		4	1	20%	5
SOUTH FLORIDA FAMILY HEALTH & RESEARCH CTR			5	100%	5
INSTANT MEDICAL CARE CENTER		4	1	20%	5

COVID-19: testing by laboratory

Data through Apr 29, 2021 verified as of Apr 30, 2021 at 09:25 AM

Data in this report are provisional and subject to change.

The numbers in the table below represent the number of Florida and non-Florida residents for whom test results were received by the Department of Health. A person can be tested by more than one laboratory and can have both positive and negative results. **Therefore, the sum of the numbers in each column will be larger than the total number of people tested.**

Reporting lab	Inconclusive	Negative	Positive	Percent positive	Total
HAWTHORNE HEALTH AND REHABILITATION			5	100%	5
FLAGLER HEALTH SERVICES INC			5	100%	5
NAVAL MEDICAL CENTER			5	100%	5
CVS TN7698POCT KNOXVILLE		5			5
ADVENTHEALTH GORDON		4	1	20%	5
SPRINGHILL SENIOR RESIDENCE		5			5
OCCMED SOLUTIONS		2	3	60%	5
INVERNESS FAMILY CARE HIGH RISK PLLC			5	100%	5
INFECTION CONTROL/ EMPHEALTH		3	2	40%	5
Army Residence Community		5			5
THE UNIVERSITY OF VERMONT MEDICAL CENTER		4	1	20%	5
WALGREENS# 00323		5			5
INTERNAL MEDICINE & PRIMARY CARE ASSOCIATES, PLC			5	100%	5
LEVY COUNTY DEPT. OF PUBLIC SAFETY		2	3	60%	5
LAKE COUNTY DETENTION CENTER		3	2	40%	5
GUTHRIE CORNING HOSPITAL LABORATORY		4			4
ST PETE DIRECT PRIMARY CARE		2	2	50%	4
FLORENCE - HUNTSVILLE HOSPITAL URGENT CARE		3	1	25%	4
CARE ONE PRIMARY CARE			4	100%	4
JOHNNIE RUTH CLARKE LAB			4	100%	4
ASCENDI HOME HEALTH AGENCY INC			4	100%	4
UNION CITY MANOR NURSING CENTER		4			4
MEDEXPRESS URGENT CARE-SELINGSGROVE		3	1	25%	4
MEMORIAL HEALTH CARE SYSTEMS			4	100%	4
SINAI PLAZA NURSING AND REHAB CENTER			4	100%	4
ENGLE CENTER FOR HEALTH SERVICES		4			4
MEDHELP 280		4			4
URGENT CARE - OCONEE		2	2	50%	4
CAREMOUNT MEDICAL PC - BEDFORD URGENT		4			4
NEMOURS CHILDREN'S CLINIC			4	100%	4
ADVENTHEALTH NEW SMYRNA BEACH COMMUNITY HEALTH			4	100%	4
COVENIENT CARE MEDICAL CLINIC			4	100%	4
NDX-CORE LAB			4	100%	4
LOUISIANA DEPT. OF HEALTH AND HOSPITALS-INFECTIOUS DISEASE EPI SECTION			4	100%	4
MINUTECLINIC DIAGNOSTIC OF WISCONSIN, LLC		4			4
ARCPPOINT LABS OF ALTAMONTE SPRINGS		2	2	50%	4
MD NOW URGENT CARE - DELRAY WEST			4	100%	4
FLORIDA CANCER SPECIALISTS AND RESEARCH		2	2	50%	4
SACRED HEART HEALTH SYSTEMS INC			4	100%	4
CORTLAND REGIONAL MEDICAL CENTER		4			4
CENTERPLACE HEALTH, INC			4	100%	4
ManorCare Rehabilitation Center- Decatur		4			4
FCHC (OB)-DARWIN SQUARE CTR.			4	100%	4
MEDNOW URGENT CARE		3	1	25%	4
CVS TX8387POCT AUSTIN		4			4
FLORIDA HOSPITAL ALTAMONTE		2	2	50%	4

COVID-19: testing by laboratory

Data through Apr 29, 2021 verified as of Apr 30, 2021 at 09:25 AM

Data in this report are provisional and subject to change.

The numbers in the table below represent the number of Florida and non-Florida residents for whom test results were received by the Department of Health. A person can be tested by more than one laboratory and can have both positive and negative results. **Therefore, the sum of the numbers in each column will be larger than the total number of people tested.**

Reporting lab	Inconclusive	Negative	Positive	Percent positive	Total
Bethany Health and Rehab		4			4
MAYO CLINIC BEACHES PRIMARY CARE CTR		3	1	25%	4
MINNESOTA DEPARTMENT OF HEALTH LABORATORY	1		3	75%	4
ASCENSION ST VINCENT'S MEDICAL CENTER		3	1	25%	4
MEDEXPRESS URGENT CARE - MARKHAM STREE		3	1	25%	4
POINTE MEDICAL SERVICES INC		2	2	50%	4
ANY LAB TEST FAST CORP		3	1	25%	4
RAS MEDICAL SOLUTIONS, LLC		3	1	25%	4
DYNACARE LABORATORIES			4	100%	4
University Plaza Rehabilitation and Nursing			4	100%	4
IMIC INC RESEARCH			4	100%	4
MINUTECLINIC, LLC #5707		4			4
PDL PHARMACY CORP			4	100%	4
SUMMERFORD NURSING HOME, INC.		4			4
NEULIFE NEUROLOGICAL SERVICES LLC			4	100%	4
COLONIAL MEDICAL CENTER-EAST ORLANDO			4	100%	4
Kroger 186 - The Little Clinic Holiday Manor		3	1	25%	4
BIOTEST PLASMA CENTER		4			4
BAYSTATE MEDICAL CENTER		2	2	50%	4
SOUTH FLORIDA PEDIATRIC PARTNERS			4	100%	4
EXCEL URGENT CARE OF NJ, LLC		2	2	50%	4
DTR LABS		3	1	25%	4
DEPARTMENT OF HEALTH AND ENVIRONMENTAL CONTROL			4	100%	4
MEADOWS AT CYPRESS GARDENS, THE		3	1	25%	4
LAKE MARY PEDIATRICS			4	100%	4
ELEVATION DIAGNOSTICS		4			4
MINUTECLINIC DIAGNOSTIC MED GRP OF ORA		3	1	25%	4
INTERMARKET FACILITY			4	100%	4
FAMILY MEDICAL CLINIC HOMESTEAD, LLC			4	100%	4
ALVARO J DANGOND MD PA		4			4
MONTANA DEPARTMENT OF PUBLIC HEALTH & HUMAN SERVICES			4	100%	4
COMMUNITY HEALTH CENTER OF WEST PALM BEACH			4	100%	4
DEPARTMENT OF HEALTH AND HUMAN SERVICES		2	2	50%	4
CAREWELL 202			4	100%	4
GIEBEIG FAMILY MEDICINE PA			4	100%	4
LAKESIDE HOSPITAL BELLE GLADE			4	100%	4
DEPARTMENT OF PATHOLOGY ROME MEMORIAL		3	1	25%	4
CHILDREN'S MEDICAL GROUP		4			4
MINUTECLINIC LLC (2335)		3	1	25%	4
SIMEDHEALTH, LLC		2	2	50%	4
HAMILTON MEDICAL CENTER LABORATORY		2	2	50%	4
Eldorado Rehab & Healthcare		4			4
HAVEN CUSTEAD CARE CENTER		1	3	75%	4
BETTERMED URGENT CARE			4	100%	4
MEDEXPRESS URGENT CARE, LANCASTER WEST		2	2	50%	4
MINUTECLINIC DIAGNOSTIC OF OHIO #5060		4			4

COVID-19: testing by laboratory

Data through Apr 29, 2021 verified as of Apr 30, 2021 at 09:25 AM

Data in this report are provisional and subject to change.

The numbers in the table below represent the number of Florida and non-Florida residents for whom test results were received by the Department of Health. A person can be tested by more than one laboratory and can have both positive and negative results. **Therefore, the sum of the numbers in each column will be larger than the total number of people tested.**

Reporting lab	Inconclusive	Negative	Positive	Percent positive	Total
SOFTCELL L-FORM LABORATORIES, LLC		1	3	75%	4
RIVER CITY MEDICAL ASSOCIATES INC			4	100%	4
UNIVERSITY OF MIAMI STUDENT HEALTH SERVICE			4	100%	4
MOBILE URGENT CARE			4	100%	4
AFC URGENT CARE GUNBARREL			4	100%	4
CELEBRATION PEDIATRICS			4	100%	4
THE OASIS ALF		4			4
CHILDREN'S HEALTHCARE OF ATLANTA		4			4
MEDEXPRESS URGENT CARE- FORT WORTH N T		4			4
BAPTIST HEALTH MEDICAL CENTER			4	100%	4
CVS SC4382POCT SPARTANBURG		4			4
CVS CA9497POCT IRVINE		4			4
Hunterdon Medical Center Laboratory		4			4
CONSULATE HEATH CARE AT WEST ALTAMONTE			4	100%	4
Kennedy University Hospital -Wash Twp L		4			4
MIDDLETON PEDIATRICS			4	100%	4
PINELLAS POINT NURSING AND REHAB			4	100%	4
BRENTWOOD SENIOR LIVING AT ST PETE			4	100%	4
YORK HOSPITAL: MICROBIOLOGY			4	100%	4
MEMORIAL HEALTHCARE SYSTEM		1	3	75%	4
CVS AZ5026POCT MESA		4			4
MEDEXPRESS URGENT CARE-ARLINGTON		3	1	25%	4
MEDEXPRESS URGENT CARE - TEAYS VALLEY		3	1	25%	4
GILCHRIST COUNTY HEALTH DEPT			4	100%	4
AIRCARE INTERNATIONAL		4			4
Glenis Dr VA Outpatient Clinic		3	1	25%	4
WYOMING PUBLIC HEALTH LAB			4	100%	4
CVS MA969POCT PALMER		4			4
MARSHFIELD LABORATORIES			4	100%	4
MEDEXPRESS URGENT CARE - LITTLE ROCK		3	1	25%	4
DEPARTMENT OF HEALTH/ NEW YORK			4	100%	4
Sears Coastal Nursing and Rehab		4			4
Kroger 959 - The Little Clinic Carmel		4			4
PEACEHEALTH LABORATORIES		3	1	25%	4
Arbors at Marietta		4			4
PARKWAY DRUGS OF ONEIDA COUNTY NORTH I		3	1	25%	4
CVS OH2486POCT NILES		2	2	50%	4
Orchid Cove at Naples			4	100%	4
BELLIN HEALTH LAB		1	3	75%	4
TAVARES VA COMMUNITY OUTPATIENT CLINIC		4			4
FLORIDA MEDICAL CENTER		1	3	75%	4
BARTON MEMORIAL HOSPITAL		3	1	25%	4
FISHERMEN'S HOSPITAL			4	100%	4
STANFORD HEALTH CARE ANATOMIC PATHOLOGY & CLINICAL LAB			4	100%	4
CARNEGIE HILL PEDIATRICS LLP		3	1	25%	4
SOUTHEAST GEORGIA HEALTH SERVICES, LLC		4			4

COVID-19: testing by laboratory

Data through Apr 29, 2021 verified as of Apr 30, 2021 at 09:25 AM

Data in this report are provisional and subject to change.

The numbers in the table below represent the number of Florida and non-Florida residents for whom test results were received by the Department of Health. A person can be tested by more than one laboratory and can have both positive and negative results. **Therefore, the sum of the numbers in each column will be larger than the total number of people tested.**

Reporting lab	Inconclusive	Negative	Positive	Percent positive	Total
MAILBOX DIAGNOSTICS		2	2	50%	4
PANCARE HEALTH - PONCE DE LEON			4	100%	4
L3HARRIS FAMILY MEDICAL CENTER			4	100%	4
CVS IL1170POCT JOLIET		4			4
Metro West Nursing and Rehab			4	100%	4
DACH MAIN LAB			4	100%	4
MONTEFIORE MEDICAL CENTER LABS MONTEFIORE		3	1	25%	4
CVS TX5807POCT PEARLAND		4			4
CAPTAIN JAMES A. LOVELL FEDERAL HEALTHCARE CENTER			4	100%	4
BETHESDA HOSPITAL WEST BLOOD GAS LAB			4	100%	4
MINUTECLINIC DIAG OF IND, LLC #6908		4			4
HCR ManorCare Greentree		4			4
BETHPAGE EXTENDED HOURS CENTER		4			4
BLACK STALLION WALK IN AND EXERCISE CLINICS LLC		1	3	75%	4
PHYSICIANS IMMEDIATE CARE AURORA			4	100%	4
ASPEN VALLEY HOSPITAL			4	100%	4
BAPTIST HOSPITAL NURSING/PATIENT CARE			4	100%	4
CULLMAN REGIONAL URGENT CARE		3	1	25%	4
CVS OK6225POCT EDMOND		4			4
IMA MEDICAL CENTER OF OVIEDO			4	100%	4
PM PEDIATRICS OF BAYSIDE, PLLC - MANHASSET		4			4
NEXT BIO RESEARCH SERVICES, LLC		1	3	75%	4
REGIONAL MEDICAL LAB			4	100%	4
BUCKINGHAM PLACE ALF		4			4
MEDEXPRESS URGENT CARE - EWING		4			4
BETHPAGE MEDICAL PLLC		4			4
CVS CA9963POCT SAN DIEGO		4			4
MEDEXPRESS URGENT CARE - SUMMERSVILLE, WEBSTER RD		4			4
CVS PA1193POCT JENKINTOWN		4			4
CORIZON HEALTH INC			4	100%	4
WALGREENS #3811		1	3	75%	4
H/L of WEst Ashley Rhabilitation and Nursing Center		4			4
SANFORD SOUTH UNIVERSITY		4			4
MEDEXPRESS URGENT CARE CHICOPEE		3	1	25%	4
Kroger 124 - The Little Clinic University		3	1	25%	4
MPG JACKSONVILLE ATLANTIC BLVD		1	3	75%	4
HEARTLAND - CHARLESTON OF HANAHAN SC,		4			4
SOUTHLAND SUITES OF LAKE LAND			4	100%	4
AHC of Mckenzie		4			4
PANCARE HEALTH YOUNGSTOWN			4	100%	4
MEDEXPRESS URGENT CARE NORWIN		4			4
Heartland of Boynton Beach			4	100%	4
COVANCE CLS			4	100%	4
REMEDY URGENT CLINIC		2	2	50%	4
SIGNATURE CARE MONTROSE		2	2	50%	4
LEON MEDICAL CENTERS, LLC			4	100%	4

COVID-19: testing by laboratory

Data through Apr 29, 2021 verified as of Apr 30, 2021 at 09:25 AM

Data in this report are provisional and subject to change.

The numbers in the table below represent the number of Florida and non-Florida residents for whom test results were received by the Department of Health. A person can be tested by more than one laboratory and can have both positive and negative results. **Therefore, the sum of the numbers in each column will be larger than the total number of people tested.**

Reporting lab	Inconclusive	Negative	Positive	Percent positive	Total
WILLIAM S MIDDLETON MEMORIAL VET HOSP		4			4
LEESBURG REGIONAL MEDICAL CENTER URGENT CARE			4	100%	4
OPTUM OF RED ROAD		4			4
WILLIAM A HINTON STATE LABORATORY INSTITUTE		1	3	75%	4
FAMILY MEDICINE AT WATERMAN		4			4
CROSSROADS URGENT CARE PLLC		4			4
LIFEHOPE LABS			4	100%	4
CVS PA4000POCT INDIANA		4			4
SOUTH FLORIDA RESEARCH ORGANIZATION			4	100%	4
PRESBYTERIAN FAMILY HEALTHCARE-KASEMAN		4			4
MID FLORIDA HEALTH INC			4	100%	4
GASTROENTEROLOGY ASSOC OF PENSACOLA, PA		2	2	50%	4
MARIANNA CBOC		4			4
LIFE CARE HOME HEALTH SERVICES LLC		1	3	75%	4
Mill Valley Care Center		4			4
KENTUCKY CABINET FOR HEALTH AND FAMILY SERVICES			4	100%	4
MOUNT SINAI AVENTURA DIAGNOSTIC CENTER			4	100%	4
Brookcrest Nursing Home		4			4
MEDEXPRESS URGENT CARE - WEST ST PAUL, ROBERT ST S		3	1	25%	4
FLORIDA HOSPITAL PHYSICIANS GROUP		1	3	75%	4
CVS OH3329POCT LAKEWOOD		4			4
UNIVERSITY OF WASHINGTON MEDICAL CENTER (UWMC) EMERGENCY DEPT.			4	100%	4
ADVENTHEALTH MEDICAL GROUP COMMUNITY MEDICINE		3	1	25%	4
MINUTECLINIC DIAG OF IND, LLC #6483		2	2	50%	4
Millennium Nursing & Rehab Center		4			4
NOT GIVEN		1	3	75%	4
Kroger 339 - The Little Clinic Highlands - Bardstown Road		4			4
INTERMOUNTAIN HEALTHCARE CENTRAL LABORATORY			4	100%	4
Oak Creek Terrace		4			4
ACHN CLINIC			4	100%	4
BAYLOR ESOTERIC AND MOLECULAR LAB			4	100%	4
ManorCare Health Services Camp Hill		4			4
MOBILE HEALTH MEDICAL SERVICES PC		4			4
THE DOCTOR'S OFFICE OF WEST CALDWELL		4			4
CVS OH6149POCT UPPER ARLINGTON		2	2	50%	4
MEDEXPRESS URGENT CARE - CINNAMINSON		3	1	25%	4
MINUTECLINIC DIAG OF IND LLC #1367		4			4
AFTER HOURS PEDS			4	100%	4
WESLEY CHAPEL INTERNAL MEDICINE AND PEDIATRICS			4	100%	4
MEDEXPRESS URGENT CARE - SOMERSET TOWNSHIP		4			4
MIAMI COMMUNITY HEALTH CENTER INC		1	3	75%	4
Willowbrooke Court at Country House		4			4
AFFINITY URGENT CARE			4	100%	4
TARPON SPRINGS PEDIATRICS, LLC			4	100%	4
MERCY HOSPITAL			4	100%	4
PLAINVIEW PRIMARY CARE		4			4

COVID-19: testing by laboratory

Data through Apr 29, 2021 verified as of Apr 30, 2021 at 09:25 AM

Data in this report are provisional and subject to change.

The numbers in the table below represent the number of Florida and non-Florida residents for whom test results were received by the Department of Health. A person can be tested by more than one laboratory and can have both positive and negative results. **Therefore, the sum of the numbers in each column will be larger than the total number of people tested.**

Reporting lab	Inconclusive	Negative	Positive	Percent positive	Total
OPTUM FLORIDA		3	1	25%	4
MEDFIRST URGENT CARE			4	100%	4
CLINICAL ASSOCIATES OF ORLANDO LLC		4			4
AIREVAC INTERNATIONAL		4			4
ENCOMPASS HOME HEALTH		4			4
HACKENSACK MERIDIAN URGENT CARE, PC		4			4
JUPITER INTERNAL MEDICINE AND ASSOCIATES			4	100%	4
CVS SC2269POCT COLUMBIA		3	1	25%	4
SOMA MEDICAL CENTER PA #3 PALOMINO			4	100%	4
MEDEXPRESS URGENT CARE- ALLISON PARK		2	2	50%	4
AURORA BAYCARE UROLOGY			4	100%	4
FLORIDA MEDICAL CLINIC -INTERNAL MED DADE CITY			4	100%	4
CVS IN7653POCT EVANSVILLE		3	1	25%	4
SKYLINE UROLOGY		4			4
CVS TX1057POCT SAN ANTONIO		3	1	25%	4
GUTHRIE MEDICAL GROUP - CORNING		3	1	25%	4
ST JOHN'S RIVERSIDE HOSPITAL		3	1	25%	4
ADMERA HEALTH			4	100%	4
JFK INTERNAL MEDICINE FACULTY PRACTICE		2	2	50%	4
MEDICAL CENTER ENTERPRISE			4	100%	4
COMMUNITY PHYSICIANS OF NORTH PORT PA			4	100%	4
CRESTAR LABS		2	2	50%	4
ARCPPOINT LABS OF FORT LAUDERDALE, FL CENTRAL		1	3	75%	4
MINUTECLINIC DIAGNOSTIC OF MICHIGAN, P		4			4
MONTCLAIR STATE UNIV/HLTH & WELLNESS		4			4
OMNICARE PHARMACY OF TEXAS 1		4			4
TRUE HEALTH- HOFFNER		3	1	25%	4
VITAL CARE URGENT CARE			4	100%	4
COVID PROCESSING SITE			4	100%	4
WALGREENS # 09788		4			4
APOPKA FAMILY HEALTH CENTER		3	1	25%	4
EXPRESS TESTING-ONE			4	100%	4
MEDEXPRESS URGENT CARE - CHERRY HILL		4			4
CVS CA9145POCT SANTEE		3	1	25%	4
ADVANCED URGENT CARE LLC		1	3	75%	4
FHPG TAMPA PRIMARY CARE			4	100%	4
CVS IL4778POCT EVANSTON		4			4
Loretto Health and Rehabilitation Center		4			4
Westminster Manor		3	1	25%	4
WOMACK ARMY MEDICAL CENTER			4	100%	4
CVS TX3292POCT WYLIE		4			4
HARBORCHASE OF VILLAGES CROSSING			4	100%	4
CVS MI8091POCT FRASER		3	1	25%	4
MINUTE CLINIC DIAGNOSTIC OF VIRGINIA, LLC #6292		3	1	25%	4
CVS OH4300POCT STRONGSVILLE		4			4
SONIC REFERENCE LABORATORY			4	100%	4

COVID-19: testing by laboratory

Data through Apr 29, 2021 verified as of Apr 30, 2021 at 09:25 AM

Data in this report are provisional and subject to change.

The numbers in the table below represent the number of Florida and non-Florida residents for whom test results were received by the Department of Health. A person can be tested by more than one laboratory and can have both positive and negative results. **Therefore, the sum of the numbers in each column will be larger than the total number of people tested.**

Reporting lab	Inconclusive	Negative	Positive	Percent positive	Total
RML PHARMACY PC		4			4
FHCP - ORMOND BEACH			4	100%	4
FLORIDA HEALTHCARE PLAN			4	100%	4
VIDANT MEDICAL CENTER			4	100%	4
SunTerrace Health Care Center		3	1	25%	4
WALGREENS #07034		4			4
CVS NE5714POCT OMAHA		3	1	25%	4
PORT ORANGE NURSING & REHAB			4	100%	4
CVS OH4499POCT LYNDHURST		2	2	50%	4
VA SALT LAKE CITY HCS		4			4
ELIZABETH CITY HEALTH & REHABILITATION		4			4
CVS MA217POCT TEWKSBURY		3	1	25%	4
COMMUNITY HEALTH CENTERS INC			4	100%	4
UF HEALTH PATHOLOGY LABORATORIES			4	100%	4
ELITE PRIMARY CARE OF WAYCROSS		1	3	75%	4
MEDAC AT PORTERS NECK			4	100%	4
Medilodge of Alpena		4			4
PALM BEACH CANCER INSTITUTE			4	100%	4
PROMPT CARE OF CENTRAL FLORIDA LLC		1	3	75%	4
IVY CREEK URGENT CARE OF ENTERPRISE			4	100%	4
CVS MN6811POCT PLYMOUTH		4			4
STONE CLINICAL LABORATORIES OF FL LLC		4			4
Lakeview Village		4			4
ACCESS RECOVERY SOLUTIONS LLC			4	100%	4
MOBIL LAB FOR ALL INC		4			4
KINGSTON RESIDENCE OF MARION		4			4
VA OUTPATIENT PHARMACY			4	100%	4
URGENT CARE OF THE SMOKIES			4	100%	4
LB Broen Home		4			4
CENTRAL FLORIDA INTERNAL OCCUPATIONAL AND		4			4
ORANGE COUNTY HEALTH DEPARTMENT		2	2	50%	4
WE CARE - CARNIVAL CRUISELINE		4			4
LAKE FOREST PARK OP CO LLC		4			4
LABQ CLINICAL DIAGNOSTICS		4			4
NAVAL HOSPITAL CAMP PENDLETON			4	100%	4
NYC PUBLIC HEALTH LABS			4	100%	4
OHIO CVS STORES		3	1	25%	4
TANNER MEDICAL CENTER LABORATORY		3	1	25%	4
CVS PA1657POCT YORK		3	1	25%	4
MEDEXPRESS URGENT CARE - WICHITA, S SENECA ST		2	2	50%	4
INFINITI LABS INC			4	100%	4
Crowne Health Care of Greenville		4			4
MEDEXPRESS URGENT CARE - WESTFIELD, E MAIN ST		3	1	25%	4
CVS CA8850POCT HUNTINGTON BEACH		3	1	25%	4
STEAMBOAT EMERGENCY CENTER			4	100%	4
CVS AZ33POCT TEMPE		4			4

COVID-19: testing by laboratory

Data through Apr 29, 2021 verified as of Apr 30, 2021 at 09:25 AM

Data in this report are provisional and subject to change.

The numbers in the table below represent the number of Florida and non-Florida residents for whom test results were received by the Department of Health. A person can be tested by more than one laboratory and can have both positive and negative results. **Therefore, the sum of the numbers in each column will be larger than the total number of people tested.**

Reporting lab	Inconclusive	Negative	Positive	Percent positive	Total
Kroger 895 - The Little Clinic Green Hills		4			4
Health Care Center of Jacksonville			4	100%	4
Marian Manor, Inc		4			4
RAJ K PAI MD PA			4	100%	4
State Lab Unspecifd			4	100%	4
FAMILY MEDICINE AT WINTER PARK			4	100%	4
DERMATOLOGY SPECIALISTS OF FL - DR. JON WARD			4	100%	4
EAST TENNESSEE CHILDREN'S HOSPITAL		3	1	25%	4
PRIMECARE		2	2	50%	4
OKLAHOMA STATE UNIVERSITY DIAGNOSTIC LAB			4	100%	4
BOND & STEELE CLINIC PA D/B/A BOND CLINIC PA		4			4
HAMPTON ALF AT 24TH ROAD LLC			4	100%	4
Oceanside Health & Rehabilitation Center		4			4
MINUTECLINIC DIAGNOSTIC OF NORTH CARO		4			4
INDUSTRY LAB DIAGNOSTIC PARTNERS			4	100%	4
TMH REHABILITATION CENTER		4			4
BARRANCO CLINIC PA, THE	1	3			4
NHC HealthCare, Cookeville		4			4
GENUS DIAGNOSTICS			4	100%	4
ELEVATION HEALTH LABORATORY		4			4
MEDEXPRESS URGENT CARE - BECKLEY		2	2	50%	4
HEALTH EXPRESS URGENT CARE		2	2	50%	4
MAURY REGIONAL MEDICAL CENTER		4			4
AIRPORT CLINIC			4	100%	4
REHABILITATION CENTER OF WINTER PARK,THE			4	100%	4
Crowne Health Care of Montgomery		4			4
MEDEXPRESS URGENT CARE - FORT SMITH		4			4
FLORIDA HEART AND VASCULAR			4	100%	4
UNIVERSITY OF MICHIGAN		2	2	50%	4
ACCENT PHYSICIAN SPECIALISTS PA		4			4
PREMIER PEDIATRICS LLC			4	100%	4
CVS MO4850POCT SPRINGFIELD		4			4
ROAN DRUG COMPANY LLC		4			4
CARTERSVILLE MEDICAL CENTER		1	3	75%	4
Kroger 125 - The Little Clinic Castle Rock		3	1	25%	4
UVA HEALTH SYSTEM MEDICAL LABORATORIES			4	100%	4
SMOKY MOUNTAIN URGENT CARE AND FAMILY MEDICINE CENTER			4	100%	4
CVS CA9492POCT YORBA LINDA		4			4
HEALTHQUEST, INC		3	1	25%	4
MEDEXPRESS URGENT CARE, FAIRMONT		4			4
DEACONESS HOSPITAL			4	100%	4
PHOEBE SUMTER MEDICAL CENTER LABORATORY		3	1	25%	4
The Oaks of Clearwater		4			4
CVS NH2257POCT MANCHESTER		4			4
MINUTECLINIC DIAG OF IND, LLC #6472		4			4
ST. MARY'S HOSPITAL			4	100%	4

COVID-19: testing by laboratory

Data through Apr 29, 2021 verified as of Apr 30, 2021 at 09:25 AM

Data in this report are provisional and subject to change.

The numbers in the table below represent the number of Florida and non-Florida residents for whom test results were received by the Department of Health. A person can be tested by more than one laboratory and can have both positive and negative results. **Therefore, the sum of the numbers in each column will be larger than the total number of people tested.**

Reporting lab	Inconclusive	Negative	Positive	Percent positive	Total
SOUTHWESTERN REGIONAL MEDICAL CENTER - TULSA		4			4
SIGNATURE CARE EMERGENCY CENTER		2	2	50%	4
Calusa Harbour			4	100%	4
WOMEN'S CARE FLORIDA, LLC		4			4
HOME DOCS		2	2	50%	4
FASTMED URGENT CARE			4	100%	4
CVS MINUTE CLINIC DIAGNOSTIC MED GRP		4			4
CAREWELL URGENT CARE			4	100%	4
CAPITAL HEALTH LABORATORY INC			4	100%	4
HARBOUR ISLAND PEDIATRICS LLC			4	100%	4
MEDICINE SHOPPE #1306 THE		3	1	25%	4
CVS MO5655POCT LIBERTY		1	3	75%	4
CVS PA10825POCT PLYMOUTH MEETING		4			4
CARENOW-LEBANON		2	2	50%	4
EXTENDICARE HEALTH & REHAB CENTER		4			4
NORTH OKALOOSA CLINIC CORP		1	3	75%	4
SOUTH MIAMI HOSPITAL		1	3	75%	4
CONSOLIDATED LABORATORY SERVICES			4	100%	4
TOTAL RENAL LAB		3	1	25%	4
Park Ridge Nursing Center		3	1	25%	4
MINUTECLINIC DIAGNOSTIC OF VIRGINIA, LLC #392		4			4
NHC HealthCare, Pulaski		4			4
CVS MA2297677CV BOSTON		4			4
1ST CHOICE URGENT CARE CENTER LLC		3	1	25%	4
REFUGE A HEALING PLACE, THE			4	100%	4
SUMNER REGIONAL MEDICAL CENTER		3	1	25%	4
INTRACOASTAL LABS INC		4			4
WALGREENS #04311		4			4
COOK HOSPITAL AND CARE CENTER		3	1	25%	4
RELIANT ACUTE CARE			4	100%	4
UNIVERSITY OF MIAMI HOSPITALS & CLINIC			4	100%	4
DR. G'S URGENT CARE			4	100%	4
UAB URGENT CARE CLINIC			4	100%	4
CVS IL7017POCT BLOOMINGTON		4			4
WHITE EARTH IHS MAIN LAB		4			4
MEDEXPRESS URGENT CARE - KOKOMO		4			4
MICHIGAN HEALTH CLINIC LABORATORIES		3	1	25%	4
MEDEXPRESS URGENT CARE - TULSA, S YALE AVE		4			4
MD ANDERSON			4	100%	4
WINDER NURSING INC DBA WINDER HEALTH CARE		4			4
Georgiana Health and Rehabilitation, LLC		4			4
MEDEXPRESS URGENT CARE - WEXFORD		4			4
MARK HOANG MD PA			4	100%	4
EPI			4	100%	4
CLINICAL CARE CENTER, INC			4	100%	4
CVS OH2342POCT WEST CHESTER		3	1	25%	4

COVID-19: testing by laboratory

Data through Apr 29, 2021 verified as of Apr 30, 2021 at 09:25 AM

Data in this report are provisional and subject to change.

The numbers in the table below represent the number of Florida and non-Florida residents for whom test results were received by the Department of Health. A person can be tested by more than one laboratory and can have both positive and negative results. **Therefore, the sum of the numbers in each column will be larger than the total number of people tested.**

Reporting lab	Inconclusive	Negative	Positive	Percent positive	Total
CVS OH6164POCT DELAWARE		4			4
PM PEDIATRICS OF SELDEN PLLC		4			4
15 TO KNOW			4	100%	4
FLORIDA DEPARTMENT OF HEALTH (FDOH)		2	2	50%	4
NOVANT HEALTH PRESBYTERIAN		2	2	50%	4
OLEAN GENERAL HOSPITAL		4			4
JERSEY IRISH MEDICAL (DBA AFC URGENT C		3	1	25%	4
PILGRIM PHARMACY INC		4			4
Rosedale Green		4			4
SOUTH BAY CORRECTIONAL FACILITY			4	100%	4
SOUTHEASTERN REGIONAL MEDICAL CENTER			4	100%	4
FLORIDA HEALTH CARE PLANS STIRLING CENTER			4	100%	4
LIVERNE HEALTH AND REHABILITATION		4			4
ORLANDO REGIONAL HEALTH SERVICES		2	2	50%	4
CULLMAN REGIONAL MEDICAL CENTER		3	1	25%	4
Kroger 752 - The Little Clinic Central Station		3	1	25%	4
LATCHER LABORATORY OF A O FOX MEMORIAL		2	2	50%	4
SHARP MEMORIAL HOSPITAL MICROBIOLOGY DEPT			4	100%	4
BRANDON REGIONAL EMERGENCY CTR			4	100%	4
GERALD CHAMPION REGIONAL MEDICAL CENTE		4			4
MEDRITE MEDICAL CARE PC		3			3
ERIE COUNTY PUBLIC HEALTH CLINICAL		3			3
MEDEXPRESS URGENT CARE - RICHMOND, W BROAD ST		3			3
INTERNAL MEDICINE AND WOUND CARE SPECIALIST LLC		3			3
Greystone Health Care Center		3			3
OPENTRONS PRL		2	1	33%	3
NEMOURS CHILDRENS PRIMARY CARE HORIZON WEST			3	100%	3
NORTHERN LIGHT LABORATORY		1	2	67%	3
NASSAU COUNTY HEALTH DEPARTMENT		3			3
FIRST CARE - MIDDLESBORO			3	100%	3
MCGUFFEY HEALTH CARE CENTER INC		3			3
CVS PHARMACY INC DBA CVS/PHARMACY #10908		3			3
UNIVERSITY OF MARYLAND MEDICAL CENTER			3	100%	3
QUEST DIAGNOSTICS CLINICAL LABORATORIES INC		2	1	33%	3
CATSKILL REGIONAL MEDICAL CENTER		3			3
DELRAY BEACH HEALTH DEPT LAB			3	100%	3
MT CARMEL PHARMACY INC		3			3
LEE MEMORIAL HOSPITAL BLOOD GAS LAB			3	100%	3
GONZALEZ MD AND ASWAD MD HEALTH SERVICES			3	100%	3
COASTAL SKIN SURGERY AND DERMATOLOGY PL		3			3
GREENTREE MEDICAL CENTER			3	100%	3
OPTUM PRIMARY CARE - SILVER LAKES			3	100%	3
Fort Gaines Health and Rehab		3			3
HUMC		1	2	67%	3
MISSISSIPPI CARE CENTER OF DEKALB LLC		3			3
GYN PATH SERVICES			3	100%	3

COVID-19: testing by laboratory

Data through Apr 29, 2021 verified as of Apr 30, 2021 at 09:25 AM

Data in this report are provisional and subject to change.

The numbers in the table below represent the number of Florida and non-Florida residents for whom test results were received by the Department of Health. A person can be tested by more than one laboratory and can have both positive and negative results. **Therefore, the sum of the numbers in each column will be larger than the total number of people tested.**

Reporting lab	Inconclusive	Negative	Positive	Percent positive	Total
BOSTON MEDICAL CENTER			3	100%	3
ALABAMA DEPT PUBLIC HEALTH			3	100%	3
Florida Baptist Retirement Center		1	2	67%	3
MUNSON MEDICAL CENTER			3	100%	3
EAST NAPLES PEDIATRICS			3	100%	3
LOCH HAVEN PEDIATRICS			3	100%	3
GARCIA MORALES NELSON			3	100%	3
BASCOM PALMER EYE INSTITUTE			3	100%	3
ACCESS HEALTH CARE		2	1	33%	3
VIRTUA MEMORIAL HOSPITAL BURLINGTON COUNTY		1	2	67%	3
BOLING, STEPHANIE		3			3
ACCESS 365 URGENT CARE LLC		1	2	67%	3
CLINICAL CARE ASSOCIATES, INC			3	100%	3
CVS HEALTH, #5962		3			3
MEMORIAL HERMANN CONSOLIDATED LABORATORY SERVICES			3	100%	3
FAST PACE URGENT CARE			3	100%	3
MEDEXPRESS URGENT CARE - WHEELING		2	1	33%	3
CVS TX7675POCT RED OAK		1	2	67%	3
FLORIDA GASTROENTEROLOGY ASSOCIATES PA		3			3
Magnolia Health and Rehab Center			3	100%	3
WELLSTAR DOUGLAS HOSPITAL LABORATORY		3			3
SOLERA SPECIALTY PHARMACY LLC		2	1	33%	3
DOCTORS HOSPITAL RENAISSANCE			3	100%	3
CVS MA1945POCT HANOVER		3			3
MEDEXPRESS-HOUSTON EAST FWY		1	2	67%	3
Village on the Green			3	100%	3
MEDEXPRESS URGENT CARE - ANDERSON		3			3
ANN STORCK CENTER INC		3			3
24TH WEAPONS OF MASS DESTRUCTION - CIVIL SUPPORT		3			3
VIRGINIA DEPARTMENT OF HEALTH DIVISION OF			3	100%	3
CVS IN6605POCT INDIANAPOLIS		2	1	33%	3
HIALEAH SHORES NURSING AND		2	1	33%	3
HEPATOLOGY DIAGNOSTIC LAB			3	100%	3
PRECIDENT FLORIDA		3			3
CLARA MAASS TRANSITIONAL CARE UNIT		3			3
OCALA REGIONAL KIDNEY CENTER-WEST			3	100%	3
SEMINOLE FAMILY HEALTH CENTER		3			3
PRIMARY & URGENT CARE CENTERS			3	100%	3
John Knox Manor Inc II		2	1	33%	3
MEDEXPRESS URGENT CARE - RUNNEMEDE		1	2	67%	3
JS HEALTHCARE		2	1	33%	3
MAYO		1	2	67%	3
CVS TN7144POCT BARTLETT		3			3
CELEBRATION PRIMARY CARE ASSOCIATES LLC		3			3
ALLIED PHYSICIANS GROUP PLLC		3			3
NATIONAL JEWISH HEALTH			3	100%	3

COVID-19: testing by laboratory

Data through Apr 29, 2021 verified as of Apr 30, 2021 at 09:25 AM

Data in this report are provisional and subject to change.

The numbers in the table below represent the number of Florida and non-Florida residents for whom test results were received by the Department of Health. A person can be tested by more than one laboratory and can have both positive and negative results. **Therefore, the sum of the numbers in each column will be larger than the total number of people tested.**

Reporting lab	Inconclusive	Negative	Positive	Percent positive	Total
SKIPPACK MEDICAL LAB			3	100%	3
NORTH CAROLINA DEPT OF HEALTH & HUMAN SRVCS STATE LAB OF PUBLIC HEALTH			3	100%	3
CVS SC5471POCT LEXINGTON		2	1	33%	3
LOYOLA UNIVERSITY MEDICAL CENTER LABORATORY			3	100%	3
JOJAN PHARMA INC		3			3
THE CENTER FOR DISCOVERY		3			3
PROHEALTH PRIMARY CARE - GLEN OAKS		3			3
SURETOX LABORATORY LLC		2	1	33%	3
The Good Shepherd		3			3
CLINICA HISPANIA			3	100%	3
MEDEXPRESS URGENT CARE-SALINA, S 9TH ST		3			3
TARRANT COUNTY PUBLIC HEALTH		3			3
COVENANT PEDIATRICS		1	2	67%	3
SOMA MEDICAL CENTER P.A. #4			3	100%	3
WINDSOR AT OCALA		2	1	33%	3
WELLMED AT SOUTH STUART		2	1	33%	3
CALLE OCHO DIALYSIS			3	100%	3
WAL-MART STORES EAST LP		2	1	33%	3
CANOPY AT HARPER LAKE, THE			3	100%	3
Kings County Hospital Center			3	100%	3
PHYSICIANS MEDICAL CENTER		3			3
NEMOURS CHILDRENS PRIMARY CARE MAITLAND			3	100%	3
SOUTH LAKE FAMILY HEALTH CENTER			3	100%	3
NEXTCARE WYOMING LLC			3	100%	3
CVS TX7151POCT HUMBLE		2	1	33%	3
WALGREENS #07502		3			3
Kroger 758 - The Little Clinic Providence		3			3
MID FLORIDA CLINICAL LABORATORY		2	1	33%	3
CAREHERE LLC			3	100%	3
PALM BEACH DIGESTIVE ASSOCIATES			3	100%	3
RIVERSIDE METHODIST HOSPITAL LAB			3	100%	3
NORTHWEST FLORIDA CLINICAL LAB		1	2	67%	3
CVS RI326POCT NORTH SMITHFIELD		3			3
CVS CA9858POCT SANTA CLARITA		3			3
ST CLOUD PHARMACY AND WELLNESS CENTER		2	1	33%	3
INTERCOASTAL FAMILY PRATICE		1	2	67%	3
CVS MA1006POCT BROCKTON		3			3
CARECENTER PHARMACY, LLC		3			3
CVS AZ1720POCT QUEEN CREEK		3			3
PARKLAND HEALTH & HOSPITAL			3	100%	3
FLORIDA ADDICTION AND RECOVERY CENTER INC		3			3
YORK HOSPITAL - LABORATORY			3	100%	3
SUN TERRACE HEALTH CARE CENTER			3	100%	3
Mitchell Hollingsworth Nursing and Rehab		3			3
Cleveland Clinic Weston			3	100%	3
EVERGREEN WOODS HEALTH & REHAB CENTER		2	1	33%	3

COVID-19: testing by laboratory

Data through Apr 29, 2021 verified as of Apr 30, 2021 at 09:25 AM

Data in this report are provisional and subject to change.

The numbers in the table below represent the number of Florida and non-Florida residents for whom test results were received by the Department of Health. A person can be tested by more than one laboratory and can have both positive and negative results. **Therefore, the sum of the numbers in each column will be larger than the total number of people tested.**

Reporting lab	Inconclusive	Negative	Positive	Percent positive	Total
MINUTECLINIC DIAGNOSTIC OF OHIO #6192		3			3
CORNERSTONE MEDICAL CARE OF BRANDON		2	1	33%	3
PATHOLOGY REFERENCE LAB LLC			3	100%	3
OCEAN MEDICAL CENTER		2	1	33%	3
MINUTECLINIC DIAGNOSTIC OF TEXAS, LLC #7435		2	1	33%	3
BAPTIST PRIMARY CARE, INC.		2	1	33%	3
EDITH NOURSE ROGERS MEMORIAL VAMC		3			3
Kingston Care Center of Sylvania		3			3
Kroger 768 - The Little Clinic Leestown Rd		2	1	33%	3
GENDERXPRESS/PICTURE ME PERFECT IMAGING			3	100%	3
Broadview Multi-Care Center		3			3
HEALGEN SCIENTIFIC			3	100%	3
MEDEXPRESS URGENT CARE GREENSBURG		2	1	33%	3
Kroger 627 - The Little Clinic Castleberry		2	1	33%	3
BETHESDA HOSPITAL EAST BLOOD GAS LAB			3	100%	3
BROOKDALE ALTAMONTE SPRINGS			3	100%	3
Huntington Health Care and Rehabilitation Center		3			3
TIFTON CARECONNECT URGENT CARE			3	100%	3
GROVES CENTER			3	100%	3
FULGENT GENETICS HOUSTON		3			3
Kroger 448 - The Little Clinic Mason		3			3
ORMOND BEACH URGENT CARE			3	100%	3
DASCENA LAB			3	100%	3
EVENING PEDIATRICS INC		1	2	67%	3
HEALTH SENTRY			3	100%	3
CVS CA9103POCT ESCONDIDO		3			3
GEISINGER COMMUNITY MEDICAL CENTER			3	100%	3
UNIVERSITY HEALTH SERVICES RIVER CAMPUS		2	1	33%	3
FLAGLER FAMILY MEDICINE PA			3	100%	3
ALOHA HOME CARE LLC DBA ACCENTCARE HOME HEALTH OF		3			3
LIFEGUARD AMBULANCE SERVICE LLC - BAY COUNTY			3	100%	3
WELLSTAR PAULDING HOSPITAL		3			3
WINDERMERE PEDIATRICS			3	100%	3
MEDEXPRESS URGENT CARE, BELLE VERNON		3			3
APEX CLINICAL LABORATORIES INC		3			3
MINUTECLINIC, LLC #05814		3			3
CVS NV8784POCT LAS VEGAS		2	1	33%	3
MEDEXPRESS URGENT CARE, HANOVER		2	1	33%	3
BICKERTON, DAWN		3			3
SOUTHERN CORRECTIONAL MEDICINE LLC		3			3
WEST COCOA PHARMACY			3	100%	3
HARBOUR'S EDGE		2	1	33%	3
CHEROKEE COUNTY HEALTH AND REHAB CENTER		3			3
BROADWAY HEALTH FLORIDA MEDICAL CLINIC URGENT CARE			3	100%	3
NASSAU COUNTY HEALTH DEPARTMENT-FERNANDINA BEACH C		3			3
Granville Center	1	2			3

COVID-19: testing by laboratory

Data through Apr 29, 2021 verified as of Apr 30, 2021 at 09:25 AM

Data in this report are provisional and subject to change.

The numbers in the table below represent the number of Florida and non-Florida residents for whom test results were received by the Department of Health. A person can be tested by more than one laboratory and can have both positive and negative results. **Therefore, the sum of the numbers in each column will be larger than the total number of people tested.**

Reporting lab	Inconclusive	Negative	Positive	Percent positive	Total
NEBRASKA MEDICAL CENTER			3	100%	3
Walgreens #5984		3			3
F W HUSTON MEDICAL CENTER SENIOR LIVIN		3			3
PEDIATRICS AND ADOLESCENT MEDICINE		2	1	33%	3
LRHS Florida Poly Tech		3			3
UC CORAL GABLES		1	2	67%	3
WYOMING DEPT OF HEALTH			3	100%	3
ISLAND NURSING HOME		2	1	33%	3
Wilkes-Barre VAMC		3			3
CVS MO8555POCT KANSAS CITY		3			3
LAB PLUS, LLC AT ASCENSION SAINT THOMA		3			3
EMERALD TRACE		3			3
WELLSTAR URGENT CARE SHALLOWFORD		1	2	67%	3
TMH PHYSICIAN PARTNERS BLOUNTSTOWN			3	100%	3
PIEDMONT ROCKDALE HOSPITAL		2	1	33%	3
CVS OH4301POCT NORTHFIELD		3			3
MURFREESBORO MEDICAL CLINIC		3			3
CURATIVE TEXAS			3	100%	3
PENINSULA REGIONAL MED CTR LAB			3	100%	3
EAST CORE LAB			3	100%	3
HEALTH EXPRESS		3			3
ADVANCE FAMILY PRACTICE LLC□			3	100%	3
AFFORDABLE PRIMARY CARE LLC		3			3
LIFEGUARD AMBULANCE SERVICE LLC, TEXAS			3	100%	3
CONCENTRA - PLANTATION		3			3
NEWSTAR MEDICAL LABORATORIES		3			3
EXPEDIAN URGENT CARE			3	100%	3
Home Health Care Clinic		2	1	33%	3
Good Samaritan Society - Fairfield Glade		3			3
CTRS			3	100%	3
TIEHH BIOTERRORISM RESPONSE LAB			3	100%	3
UHEALTH CORAL SPRINGS			3	100%	3
LabCorp of America			3	100%	3
NASON HOSPITAL			3	100%	3
INSPIRED LIVING AT SARASOTA			3	100%	3
STRINGFELLOW MEMORIAL HOSPITAL		3			3
THOMAS LANGLEY			3	100%	3
Westside Terrace		3			3
Kroger 522 - The Little Clinic Gahanna		2	1	33%	3
FOUR WINDS BEHAVIORAL HEALTH		3			3
CVS IL2297144CV CHICAGO		3			3
CVS MA915POCT BEVERLY		1	2	67%	3
Medilodge of Montrose		3			3
Kroger 635 - The Little Clinic Dacula		3			3
ADVANCED MEDICAL RESEARCH CENTER LLC			3	100%	3
SHANDS AT LAKE SHORE LAB		1	2	67%	3

COVID-19: testing by laboratory

Data through Apr 29, 2021 verified as of Apr 30, 2021 at 09:25 AM

Data in this report are provisional and subject to change.

The numbers in the table below represent the number of Florida and non-Florida residents for whom test results were received by the Department of Health. A person can be tested by more than one laboratory and can have both positive and negative results. **Therefore, the sum of the numbers in each column will be larger than the total number of people tested.**

Reporting lab	Inconclusive	Negative	Positive	Percent positive	Total
MEDEXPRESS URGENT CARE - HADLEY		3			3
PREMIER MOBILE HEALTH SERVICES, LLC		1	2	67%	3
IPSUM DIAGNOSTICS LLC		3			3
MINUTECLINIC DIAGNOSTIC OF PA LLC		3			3
BROOKDALE SENIOR LIVING			3	100%	3
NOVA SOUTHEASTERN UNIVERSITY		2	1	33%	3
EMERALD PARK OF HOLLYWOOD			3	100%	3
PLANT CITY FAMILY CARE		3			3
Domiciliary Rehab & Residential Treatment Program		3			3
SANIBEL MEDICAL CLINIC		1	2	67%	3
WHOLE CHILD PEDIATRICS			3	100%	3
FREDERICK MEMORIAL HOSPITAL			3	100%	3
NEBRASKA DEPARTMENT OF HEALTH AND HUMAN SERVICES			3	100%	3
NORTH BROWARD HOSPITAL DISTRICT HEALTHCARE FOR THE HOMELESS			3	100%	3
AZALEALAND NURSING HOME		3			3
SUPER HEALTH PHARMACY LLC		3			3
CORNERSTONE DRUG AND GIFT INC		3			3
OHIO HEALTH DOCTORS HOSPITAL			3	100%	3
CVS PA2687POCT EXTON		3			3
CORMEUM LAB SERVICES, LLC			3	100%	3
ADVENTHEALTH MEDICAL GROUP PEDIATRICS AT APOKA		3			3
NORTH NAPLES HOSPITAL RESPIRATORY THERAPY DEPARTMENT			3	100%	3
MEDICAL SERVICES OF AMERICA HOME HEALTH		3			3
TUFTS MEDICAL CENTER			3	100%	3
Kroger 093 - The Little Clinic Stapleton		2	1	33%	3
NEMOURS CHILDREN'S URGENT CARE LAKE NONA			3	100%	3
MEDFUSION		2	1	33%	3
CVS NJ2508POCT MANALAPAN		3			3
CUMBERLAND MEDICAL CENTER INC		3			3
STARLING AT SAN JOSE			3	100%	3
THE PATHOLOGY LABORATORY		1	2	67%	3
AUGUSTA UNIVERISTY MEDICAL CENTER			3	100%	3
WEILL CORNELL MEDICAL ASSOCIATES - EAST SIDE		3			3
MEDEXPRESS URGENT CARE-CHIPPEWA		2	1	33%	3
BROOKDALE OAKBRIDGE		1	2	67%	3
BAYSHORE MEDICAL CENTER LABORATORY		3			3
CVS MINUTE CLINIC		1	2	67%	3
LAHEY CLINIC MEDICAL CENTER			3	100%	3
MARYLAND STATE DEPT OF HEALTH	2		1	33%	3
FLORIDA MEDICAL ASSOCIATES		3			3
MINUTECLINIC DIAGNOSTIC MEDICAL		3			3
ASPIRUS WAUSAU HOSPITAL			3	100%	3
COASTAL PEDIATRIC CARE			3	100%	3
PREMIER FAMILY AND SPORTS MEDICINE		2	1	33%	3
CVS OH6167POCT ASHLAND		3			3
SOUTHERN SURGICAL ARTS		3			3

COVID-19: testing by laboratory

Data through Apr 29, 2021 verified as of Apr 30, 2021 at 09:25 AM

Data in this report are provisional and subject to change.

The numbers in the table below represent the number of Florida and non-Florida residents for whom test results were received by the Department of Health. A person can be tested by more than one laboratory and can have both positive and negative results. **Therefore, the sum of the numbers in each column will be larger than the total number of people tested.**

Reporting lab	Inconclusive	Negative	Positive	Percent positive	Total
CVS PA7611POCT ALLISON PARK		3			3
Kroger 592 - The Little Clinic Alexander Plaza		2	1	33%	3
CARE ATC ARLINGTON CENTRAL PARK		3			3
MEDSTAR URGENT CARE, LLC			3	100%	3
Bainbridge Health and Rehab		3			3
SIGNATURE CARE PFLUGERVILLE			3	100%	3
AVALON MEDICAL GROUP		1	2	67%	3
CVS NE8615POCT LINCOLN		2	1	33%	3
SOUTHEASTERN IMMEDIATE CARE- MILLEDGEVILLE GA			3	100%	3
VA West Los Angeles Medical Center		3			3
DEBORAH HEART AND LUNG CENTER		3			3
CVS GA5637POCT VILLA RICA		3			3
EXETER HOSPITAL		3			3
CANOPY PEDIATRICS		3			3
BAPTIST HEALTH SURGERY CENTER AT NORTHPOINT			3	100%	3
MEDICAL CITY DALLAS HOSPITAL			3	100%	3
NORTHCREST MEDICAL CENTER		1	2	67%	3
HELGEMO & LIOU PEDIATRICS			3	100%	3
CVS MN663POCT APPLE VALLEY		2	1	33%	3
CVS AZ7263POCT PHOENIX		3			3
CVS AZ7075POCT CHANDLER		3			3
CVS NM7242POCT ALBUQUERQUE		3			3
Kroger 388 - The Little Clinic Braelinn Village		3			3
Concordia Village of Tampa			3	100%	3
UNITY HEALTH AND REHABILITATION CENTER			3	100%	3
NC STATE LABORATORY OF PUBLIC HEALTH		3			3
FLORIDA LABORATORY ANALYSIS, LLC			3	100%	3
UNIVERSITY OF KANSAS MEDICAL CENTER			3	100%	3
CVS MA137POCT QUINCY		3			3
FELICIDAD MEDICAL CENTER INC			3	100%	3
QUALITY LABORATORY SERVICE		2	1	33%	3
COMMUNITY MEDICAL CENTER			3	100%	3
ROYAL PALM RETIREMENT CENTRE		3			3
MID-FLORIDA PATHOLOGY LLC - MOBILE UNIT # 3		1	2	67%	3
MC DIAGNOSTIC OF CONNECTICUT, PC #252		2	1	33%	3
ADVENTHEALTH IMAGING LAKE NONA		1	2	67%	3
CVS IN6608POCT NEW PALESTINE		1	2	67%	3
KIDSVILLE PEDIATRICS IV PA		1	2	67%	3
CORTLAND COUNTY HEALTH DEPARTMENT		3			3
AVANTE INVERNESS		1	2	67%	3
BARONESS ERLANGER HOSPITAL		3			3
KISSIMMEE URGENT CARE		3			3
CVS PA7132POCT THORNDALE		3			3
HELIX LW UC		1	2	67%	3
CVS MA920POCT CLINTON		3			3
PINELLAS CHD - CLEARWATER		2	1	33%	3

COVID-19: testing by laboratory

Data through Apr 29, 2021 verified as of Apr 30, 2021 at 09:25 AM

Data in this report are provisional and subject to change.

The numbers in the table below represent the number of Florida and non-Florida residents for whom test results were received by the Department of Health. A person can be tested by more than one laboratory and can have both positive and negative results. **Therefore, the sum of the numbers in each column will be larger than the total number of people tested.**

Reporting lab	Inconclusive	Negative	Positive	Percent positive	Total
GINKGO-IXLAYER		3			3
NEW YORK STATE DEPARTMENT OF HEALTH		1	2	67%	3
ADVANCED PEDIATRICS			3	100%	3
FAMILY FIRST PEDIATRICS			3	100%	3
Schoolcraft Medical Care Facility		3			3
ORLANDO AIRPORT DIALYSIS		3			3
CGH MEDICAL CENTER			3	100%	3
MEMORIAL HERMANN			3	100%	3
CRISP REGIONAL HOSPITAL		3			3
PHYSICIANS CARE INC		1	2	67%	3
MEDIC INFUSION PA		3			3
PANCARE HEALTH - FRANKLIN CO			3	100%	3
CVS IL2798POCT CHICAGO		1	2	67%	3
MEDEXPRESS URGENT CARE - VINELAND S MA		3			3
URGENT DOC - URGENT CARE CLINIC			3	100%	3
NORTHWELL HEALTH			3	100%	3
EASTSIDE MEDICAL CENTER		3			3
HEALTH AND WELLNESS URGENT CARE LLC			3	100%	3
WALGREENS #11329		3			3
OLYMPUS HEALTH AND PERFORMANCE			3	100%	3
CVS MA1179POCT HUDSON		2	1	33%	3
LINCOLN MEDICAL CENTER		3			3
CABELL HUNTINGTON HOSPITAL CLINICAL LAB			3	100%	3
CVS NC7548POCT FUQUAY VARINA		2	1	33%	3
DIGNITY HEALING LLC			3	100%	3
MARYWOOD NURSING CARE CENTER		3			3
HOUSTON METHODIST HOSPITAL			3	100%	3
CVS AZ7841POCT TUCSON		3			3
PENSACOLA MEDICAL CLINIC LLC			3	100%	3
NORTHSIDE HOSPITAL D/B/A ARTHRITIS		3			3
ROANE MEDICAL CENTER		2	1	33%	3
Lebanon VAMC		2	1	33%	3
MANORCARE NURSING & REHABILITATION CENTER-NAPLES		3			3
ADRIANA M CASTRO MD PA		3			3
MEDEXPRESS URGENT CARE - LAWRENCE		3			3
BAPTIST PRIMARY CARE FERNANDINA BEACH			3	100%	3
St. Josephs Hospital		1	2	67%	3
SUMMIT MEDICAL GROUP - WEST ORANGE		3			3
SUNDALE NURSING HOME		3			3
BAPTIST OUTPATIENT SERVICES			3	100%	3
AFC URGENT CARE CLEVELAND			3	100%	3
MYKIDZMD PEDIATRICS PLLC		3			3
HARBORCHASE OF GAINESVILLE			3	100%	3
B2 URGENT CARE		1	2	67%	3
Louis Stokes Cleveland VA - Midtown Dialysis Center		3			3
CENTRAL DUPAGE HOSPITAL			3	100%	3

COVID-19: testing by laboratory

Data through Apr 29, 2021 verified as of Apr 30, 2021 at 09:25 AM

Data in this report are provisional and subject to change.

The numbers in the table below represent the number of Florida and non-Florida residents for whom test results were received by the Department of Health. A person can be tested by more than one laboratory and can have both positive and negative results. **Therefore, the sum of the numbers in each column will be larger than the total number of people tested.**

Reporting lab	Inconclusive	Negative	Positive	Percent positive	Total
HILLVIEW LABORATORY			3	100%	3
BOND & STEELE CLINIC, PA			3	100%	3
MEDICAL CENTER OF CENTRAL GEORGIA			3	100%	3
MANATEE URGENT CARE LLC			3	100%	3
ADVANCED URGENT CARE CENTER OF THE UPPER KEYS		1	2	67%	3
MEDEXPRESS URGENT CARE - CEDAR KNOLLS		3			3
UK HEALTHCARE			3	100%	3
CVS PA371POCT PHILADELPHIA		3			3
PEDIATRICS IN NORTH FLORIDA PA			3	100%	3
TRISTAR WELLNESS, LLC		3			3
LEGACY ER & URGENT CARE - FRISCO WEST			3	100%	3
PARRISH MEDICAL CENTER-WAIVED TESTING		3			3
Kroger 753 - The Little Clinic Goss Avenue		3			3
NORTH SHORE HOSP. INFECTION CONTROL			3	100%	3
FAMILY TREE MEDICAL GROUP PA		2	1	33%	3
SAVANNAH COVE		3			3
ACCESS LABORATORIES LLC			3	100%	3
CARENOW-ATASCOCITA			3	100%	3
ST. LUKE'S HOSPITAL - BETHLEHEM CAMPUS		1	2	67%	3
SISD EMPLOYEE HEALTH CLINIC			3	100%	3
YATES COUNTY PUBLIC HEALTH		3			3
WOODMARK AT UPTOWN ASSISTED LIVING		3			3
LEE CONVENIENT CARE AT SUMMERLIN			3	100%	3
PRISMA HEALTH MIDLANDS			3	100%	3
PINELLAS PARK HEALTH CENTER - PINELLAS CHD		1	2	67%	3
MEDEXPRESS URGENT CARE - TOTOWA		3			3
LIVINGSTON COUNTY DEPT OF HEALTH REPRO			3	100%	3
MINUTECLINIC DIAGNOSTIC OF WISCONSIN,		3			3
ADVENT HEALTH MEDICAL GROUP FAMILY MEDICINE			3	100%	3
GRASSY SPRAIN PHARMACY INC		3			3
HOMELAND CENTER		3			3
CVS CT288POCT BRISTOL		2	1	33%	3
CVS NC4169POCT FAYETTEVILLE		3			3
HEALTH FIRST MEDICAL GROUP			3	100%	3
WALGREENS #05477		3			3
CVS CA9485POCT MISSION VIEJO		3			3
OHIO DEPARTMENT OF HEALTH LABORATORY		2	1	33%	3
BROOME COUNTY HEALTH DEPARTMENT		2	1	33%	3
WALGREENS NO 19542		3			3
LIFE CARE CENTER OF SKAGIT VALLEY		3			3
CVS NH1004POCT SALEM		2	1	33%	3
TAYLOR MANOR		1	2	67%	3
MERCY HEALTH			3	100%	3
ONSLOW MEMORIAL HOSPITAL LABORATORY		3			3
DOCTOR 4 U CLINIC		1	2	67%	3
MARTIN MEDICAL CENTER INC		1	2	67%	3

COVID-19: testing by laboratory

Data through Apr 29, 2021 verified as of Apr 30, 2021 at 09:25 AM

Data in this report are provisional and subject to change.

The numbers in the table below represent the number of Florida and non-Florida residents for whom test results were received by the Department of Health. A person can be tested by more than one laboratory and can have both positive and negative results. **Therefore, the sum of the numbers in each column will be larger than the total number of people tested.**

Reporting lab	Inconclusive	Negative	Positive	Percent positive	Total
INSPIRA MEDICAL CENTER VINELAND LAB		2	1	33%	3
Hackensack Univ Medical Center At Pasc		2	1	33%	3
THE DOCTORS OFFICE OF BRICK, LLC		3			3
SERENADES BY SONATA		1	2	67%	3
EFFINGHAM HOSP, INC, DBA EFFINGHAM HEALTH		3			3
NHC DICKSON		3			3
CVS NC3514POCT STANLEY		3			3
US SPECIALTY LABS			3	100%	3
AFC URGENT CARE/FARRAGUT			3	100%	3
TAMPA INTERNATIONAL AIRPORT			3	100%	3
Crowne Health Care of Mobile		3			3
CVS MA929POCT FRANKLIN		3			3
Michael J Crescenz VA Outpatient Dialysis Center		3			3
ONE MEDICAL GROUP		1	2	67%	3
CHILDREN'S HEALTHCARE OF ATLANTA AT EG		3			3
ST. PETERSBURG PEDIATRICS- 38TH AVENUE			3	100%	3
CLEARWATER		2	1	33%	3
HAMILTON COUNTY HEALTH DEPARTMENT		3			3
MINUTECLINIC DIAGNOSTIC, PA		3			3
LEGACY LABORATORY SERVICES			3	100%	3
MASSENA HOSPITAL LABORATORY		3			3
GULF COAST IMMEDIATE CARE CENTER		1	2	67%	3
BROOKDALE LAKE MARY			3	100%	3
JACKSONVILLE VA OPC			3	100%	3
Gracemore Nursing and Rehab		3			3
ALLIANCE LABS @LRMC			3	100%	3
HALIFAX HEALTH CARE FOR WOMEN		3			3
SPRING LAKE REHABILITATION CENTER			3	100%	3
ALLEGHENY GENERAL HOSPITAL			3	100%	3
LEESBURG COMMUNITY HEALTH CENTERS			3	100%	3
CVS SC2497POCT LEXINGTON		3			3
MED FUSION			3	100%	3
CVS IL3163POCT OAK PARK		3			3
Kroger 571 - The Little Clinic Hendersonville		1	2	67%	3
ADVICE FOR OPTIMAL WELLNESS, INC			3	100%	3
CENTRAL FL INTERNAL MEDICINE ASSOCIATES LLC		3			3
Medilodge of Monroe		3			3
RAPID CITY RUGENT CARE			3	100%	3
MINUTECLINIC DIAG OF IND, LLC #5369		2	1	33%	3
ADVENTHEALTH MEDICAL GROUP ADULT AND SENIOR HEALTH			3	100%	3
CVS NV2989POCT NORTH LAS VEGAS		2	1	33%	3
LUCID LABORATORY SERVICES		3			3
FLORIDA MENTOR-POINT WEST CLUSTER		3			3
MONTANA PUBLIC HEALTH LAB			3	100%	3
Glenview Terrace Nursing Center		3			3
CVS TX19POCT SPRING		3			3

COVID-19: testing by laboratory

Data through Apr 29, 2021 verified as of Apr 30, 2021 at 09:25 AM

Data in this report are provisional and subject to change.

The numbers in the table below represent the number of Florida and non-Florida residents for whom test results were received by the Department of Health. A person can be tested by more than one laboratory and can have both positive and negative results. **Therefore, the sum of the numbers in each column will be larger than the total number of people tested.**

Reporting lab	Inconclusive	Negative	Positive	Percent positive	Total
ACL LABORATORIES INDUSTRIAL TOXICOLOGY			3	100%	3
PREMIER CLINICAL RESEARCH INSTITUTE INC			3	100%	3
VELOCITY CARE			3	100%	3
SINAI POST ACUTE NURSING AND REHAB CE		3			3
TRUE HEALTH - LAKE UNDERHILL		3			3
SOFTLAB			3	100%	3
SSM HEALTH ST LOUIS MICROBIOLOGY LABORATORY		1	2	67%	3
HOCHBERG LOWER SCHOOL		3			3
EMORY CRAWFORD LONG HOSPITAL			3	100%	3
Manor Care-Kingston Court of York PA, LLC		3			3
CENTURY LINK SPORTS COMPLEX			3	100%	3
PIEDMONT MOUNTAINSIDE HOSPITAL LAB - E		3			3
COMMUNICABLE DISEASE CONTROL/PUBLIC HEALTH EMERGENCY PREPAREDNESS			3	100%	3
HARBORCHASE OF STUART			3	100%	3
SOUTHCARE PHARMACY INC		1	2	67%	3
ADVENTHEALTH SEBRING- INFECTION CONTROL DEPARTMENT			3	100%	3
MIDWAY SPECIALTY CARE RX LLC		1	2	67%	3
Grandview Health Care Center		3			3
SCIENTIFIC LABORATORY DIVISION			3	100%	3
AUSTIN PUBLIC HEALTH			3	100%	3
TERRACE OF ST CLOUD, THE		2	1	33%	3
TEMPUS_LABS			3	100%	3
CVS NJ1927POCT GREEN BROOK		3			3
THE MEDICAL CENTER			3	100%	3
MEMORIAL HEALTH UNIVERSITY MEDICAL CENTER			3	100%	3
ST LUKES HOSPITAL			3	100%	3
SOUTH COUNTY MENTAL HEALTH CENTER INC			3	100%	3
CAMPAZZI CONCIERGE MEDICAL SERVICES		2	1	33%	3
CARESPOT-WELLINGTON			3	100%	3
CVS TX2876POCT PROSPER		3			3
THE OASIS BEACHSIDE		3			3
EASTERN NEW MEXICO MEDICAL CENTER		3			3
MARLBORO URGENT CARE		3			3
NORTHEAST FLORIDA INTERNAL MEDICINE PA		3			3
RCA LABORATORY SERVICES LLC			3	100%	3
NEW GEN LABS			3	100%	3
ORCHID COVE DAYTONA			3	100%	3
Englewood Health and Rehab			3	100%	3
HAWAII DEPARTMENT OF HEALTH			3	100%	3
UHEALTH JACKSON URGENT CARE - CUTLER BAY		1	2	67%	3
MEDEXPRESS URGENT CARE - TOPEKA, SW WANAMAKER RD		3			3
BOONES CREEK URGENT CARE		1	2	67%	3
MEDEXPRESS URGENT CARE-WILKINS TOWNSHIP, WILLIAM PENN HIGHWAY		3			3
EXPRESSCARE URGENT CARE CENTER			3	100%	3
IOWA DEPARTMENT OF PUBLIC HEALTH			3	100%	3
AKRON GENERAL MEDICAL CENTER MAIN		3			3

COVID-19: testing by laboratory

Data through Apr 29, 2021 verified as of Apr 30, 2021 at 09:25 AM

Data in this report are provisional and subject to change.

The numbers in the table below represent the number of Florida and non-Florida residents for whom test results were received by the Department of Health. A person can be tested by more than one laboratory and can have both positive and negative results. **Therefore, the sum of the numbers in each column will be larger than the total number of people tested.**

Reporting lab	Inconclusive	Negative	Positive	Percent positive	Total
HOUSTON MEDICAL CENTER			3	100%	3
PROPATH			3	100%	3
VICAR'S LANDING NURSING HOME		2	1	33%	3
BEEBE MEDICAL CENTER LABORATORY		3			3
CCRX OF NORTH CAROLINA, LLC		2	1	33%	3
LEXINGTON MEDICAL CENTER		1	2	67%	3
SPARROW CENTRAL LAB			3	100%	3
CVS NE8616POCT LINCOLN		1	2	67%	3
LAURELLWOOD NURSING CENTER		1	2	67%	3
CVS MA654POCT ACTON		3			3
PRIMARY CARE CENTER OF LAKE CITY, THE			3	100%	3
CROSSVILLE MEDICAL GROUP		1	2	67%	3
2412 LEBANON PIKE		2	1	33%	3
COOPER UNIVERSITY HOSPITAL LABORATORY		2	1	33%	3
USCG ABBOTT BINAXNOW		2	1	33%	3
RICHMOND CITY DEPARTMENT OF PUBLIC HEALTH			3	100%	3
HOPE HEALTH CARE, LLC		3			3
BRADENTON PHYSICIAN MEDICAL CENTER			3	100%	3
CVS MO10151POCT SPRINGFIELD		2	1	33%	3
CVS OH2381POCT LEWIS CENTER		3			3
FAMILY CARE SPECIALISTS OF ORLANDO			3	100%	3
ESCO DRUG CO INC		3			3
CROWNE HEALTH CARE OF FORT PAYNE		2	1	33%	3
ESTERO FIRE RESCUE		3			3
NEMOURS CHILDREN'S PRIMARY CARE, LONGWOOD			3	100%	3
MINUTECLINIC DIAGNOSTIC PA #3344		3			3
LEGACY ER AND URGENT CARE			3	100%	3
PUBLIC HEALTH TRUST OF MIAMI DADE COUNTY			3	100%	3
MEDEXPRESS URGENT CARE-VINLAND SOUTH		2	1	33%	3
MEDICAL CENTER OF THE ROCKIES			3	100%	3
HARRINGTON PARK HEALTH AND REHAB		3			3
SAMARITAN PACIFIC COMMUNITIES HOSPITAL		2	1	33%	3
MEDEXPRESS URGENT CARE-BLOOMFIELD AVEN		2	1	33%	3
MEDEXPRESS URGENT CARE - ROCKAWAY		3			3
LPG PEDIATRICS AT LEHIGH ACRES		2	1	33%	3
OMNI HEALTHCARE INC		1	2	67%	3
MINUTECLINIC DIAGNOSTIC OF NEW MEXICO LLC #7552		3			3
CVS IL8753POCT CHICAGO		3			3
GREATER MOBILE URGENT CARE - SPRINGHILL			3	100%	3
CVS NC2749POCT CONCORD		3			3
MEDEXPRESS URGENT CARE - HACKETTSTOWN		2	1	33%	3
ADVENTHEALTH WATERMAN COMMUNITY CLINIC			3	100%	3
BLACKWATER RIVER			3	100%	3
HOLY CITY MED URGENT CARE			3	100%	3
SENTARA NORFOLK GENERAL HOSPITAL CENTRAL LAB			3	100%	3
MEDEXPRESS URGENT CARE, HERMITAGE		1	2	67%	3

COVID-19: testing by laboratory

Data through Apr 29, 2021 verified as of Apr 30, 2021 at 09:25 AM

Data in this report are provisional and subject to change.

The numbers in the table below represent the number of Florida and non-Florida residents for whom test results were received by the Department of Health. A person can be tested by more than one laboratory and can have both positive and negative results. **Therefore, the sum of the numbers in each column will be larger than the total number of people tested.**

Reporting lab	Inconclusive	Negative	Positive	Percent positive	Total
Kroger 387 - The Little Clinic Hubbards Lane		3			3
IP BOISE 1		2	1	33%	3
MEDEXPRESS URGENT CARE-CLOQUET		3			3
MINUTECLINIC, LLC #05891		2	1	33%	3
CVS IL2788POCT BUFFALO GROVE		3			3
CVS KS676POCT LAWRENCE		2	1	33%	3
TAMPA		1	2	67%	3
EASTMAN HEALTHCARE & REHAB		3			3
FRESENIUS KIDNEY CARE			3	100%	3
VIRGINIA DIVISION OF CONSOLIDATED LABORATORIES			3	100%	3
SCHIFF CENTER FOR LIVER DISEASES		1	2	67%	3
RIGHT AT HOME			3	100%	3
C19 LABS			3	100%	3
SAN JUAN REGIONAL MEDICAL CENTER		3			3
INTERNAL MEDICINE & PEDIATRICS WELLNESS CENTER			3	100%	3
NORTH DAKOTA DEPT OF HEALTH MICROBIOLOGY		1	2	67%	3
COL CROSSROAD		1	2	67%	3
QUEST DIAGNOSTICS INCORPORATED	1		2	67%	3
MEDEXPRESS - WILMINGTON KIRKWOOD HIGHWAY		2	1	33%	3
Overton Brooks VAMC		3			3
BNC Medical Investors, LLC Berrien Nursing & Rehabilitation Center		3			3
CVS TX7156POCT RICHARDSON		3			3
CVS OH4359POCT HUDSON		3			3
Maryfield Inc. dba Pennybyrn		3			3
SOUTHEAST GEORGIA HEALTH SYSTEM BRUNS		3			3
CERTIVIA LABORATORIES			3	100%	3
VA OUTPATIENT CLINIC-NEW PORT RICHEY			3	100%	3
PEDIATRICS BY THE SEA JOG RD OFFICE			3	100%	3
DOUGLASVILLE NURSING AND REHABILITATION		3			3
OPP HEALTH AND REHABILITATION		3			3
RENE F CEDENO DMD PA		3			3
WOMENS CARE FLORIDA LLC-LABORATORY		3			3
WEST TN HEALTH MED NORTH		3			3
CVS CA9803POCT RIVERSIDE		3			3
CAPTIAL REGIONAL MEDICAL CENTER			3	100%	3
VELOCITY URGENT CARE			3	100%	3
320 S TRANSIT ST		3			3
HELIX BIOMEDICS LLC			3	100%	3
ASANTE THREE RIVERS MEDICAL CENTER LAB		3			3
NEWCARE PRIMARY MEDICINE			3	100%	3
MARRA'S PHARMACY		3			3
ATLANTIS OUTPATIENT CENTER		3			3
CVS MO5727POCT PLATTE CITY		3			3
FLORIDA HOSPITAL LABORATORIES		3			3
LITTLE SPURS PEDIATRIC URGENT CARE		1	2	67%	3
MINUTECLINIC #1773		3			3

COVID-19: testing by laboratory

Data through Apr 29, 2021 verified as of Apr 30, 2021 at 09:25 AM

Data in this report are provisional and subject to change.

The numbers in the table below represent the number of Florida and non-Florida residents for whom test results were received by the Department of Health. A person can be tested by more than one laboratory and can have both positive and negative results. **Therefore, the sum of the numbers in each column will be larger than the total number of people tested.**

Reporting lab	Inconclusive	Negative	Positive	Percent positive	Total
SCRIPPS CLINIC MEDICAL			3	100%	3
MEDEXPRESS URGENT CARE - JEANNETTE		3			3
UNIVERSITY URGENT CARE			3	100%	3
Wetumpka Health and Rehab, LLC		2			2
CITRUS DERMATOLOGY			2	100%	2
AGILE URGENT CARE			2	100%	2
WARD MEMORIAL HOSPITAL		2			2
UNITY LONGPOND		2			2
MEMORIAL HERMANN HOSPITAL			2	100%	2
CRUC CMCH-COVID-19		2			2
CVS NV5286POCT HENDERSON		2			2
CHARLOTTE COUNTY HEALTH DEPARTMENT			2	100%	2
Kroger 096 - The Little Clinic Orchard and Holly		2			2
UNM SANDOVAL REGIONAL MEDICAL CENTER		2			2
RAPID URGENT CARE - ALBANY			2	100%	2
BAPTIST HEALTH MEDICAL PLAZA			2	100%	2
METHODIST HEALTHCARE - MEMPHIS HOSP		2			2
EXCUSED ABSENCE PLLC		2			2
PALOS COMMUNITY HOSPITAL LABORATORY			2	100%	2
CHRISTUS SPOHN HOSPITAL			2	100%	2
ORLANDO LUTHERAN TOWERS		1	1	50%	2
CVS MA937POCT CARVER		2			2
BLOSSOMS ASSISTED LIVING 1 LLC			2	100%	2
St. Luke's Care Center		2			2
YOUTH AND YOU, INC		2			2
WAKULLA URGENT CARE & DIAGNOSTIC			2	100%	2
WALGREENS #15495		1	1	50%	2
BELLIN HOSPITAL			2	100%	2
DOCTORS CARE - AIKEN MALL			2	100%	2
PREMIER FAMILY CARE I, INC			2	100%	2
Walgreens #9890		2			2
MOUNT SINAI MEDICAL CENTER OF FLORIDA, INC			2	100%	2
BROOKS -TLC HOSPITAL SYSTEM			2	100%	2
AMERICAN RESEARCH CENTERS OF FLORIDA			2	100%	2
BAY CORRECTIONAL AND REHABILITATION FACILITY			2	100%	2
MANASOTA PEDIATRICS			2	100%	2
BIOHEALTH MEDICAL LAB INC			2	100%	2
CVS IL8744POCT BROOKFIELD		2			2
BAYLOR SCOTT & WHITE COMPREHENSIVE WOUND			2	100%	2
BAYFRONT CARDIOVASCULAR ASSOCIATES		1	1	50%	2
TMH EC NORTHEAST LABORATORY			2	100%	2
NEMOURS CHILDREN'S PRIMARY CARE THE VILLAGES		2			2
NAVAL BRANCH MEDICAL CLINIC			2	100%	2
Buena Vista Care Center		2			2
PM PEDIATRICS OF BAYSIDE PLLC - HOPEWELL JUNCTION		2			2
Piney Grove Nursing and Rehabilitation Center		2			2

COVID-19: testing by laboratory

Data through Apr 29, 2021 verified as of Apr 30, 2021 at 09:25 AM

Data in this report are provisional and subject to change.

The numbers in the table below represent the number of Florida and non-Florida residents for whom test results were received by the Department of Health. A person can be tested by more than one laboratory and can have both positive and negative results. **Therefore, the sum of the numbers in each column will be larger than the total number of people tested.**

Reporting lab	Inconclusive	Negative	Positive	Percent positive	Total
POMERENE HOSPITAL			2	100%	2
HANOVER ENDOSCOPY CENTER		2			2
MED-LAKE LABORATORY, LLC			2	100%	2
HOPE HEALTH & WELLNESS		2			2
VILLAGES HEALTH SYSTEM, LLC, THE			2	100%	2
CVS IN6611POCT INDIANAPOLIS		1	1	50%	2
EDGEWATER RETIREMENT MANOR			2	100%	2
AHC Humboldt		2			2
VAULT HEALTH			2	100%	2
JUST BELIEVE RECOVERY CENTER			2	100%	2
Manorcare Health Services West Reading North		2			2
Glenburn Home		2			2
FAMILY URGENT CARE		2			2
BLANCHARD VALLEY HOSPITAL LABORATORY			2	100%	2
JOHNSON CITY MEDICAL CENTER		1	1	50%	2
FLORIDA MEDICAL CLINIC, LLC			2	100%	2
Manorcare Health Services - Williamsport South		2			2
Walgreens #5065		2			2
PM PEDIATRICS OF BAYSIDE PLLC - BELLER		2			2
INTERNAL MEDICINE OF SOUTHWEST FLORIDA			2	100%	2
MEDICAL ASSOCIATES OF BREVARD LLC		1	1	50%	2
MISSION HOSPITAL REGIONAL MEDICAL CENTER			2	100%	2
VALLEY BAPTIST MEDICAL CENTER: BROWNSVILLE			2	100%	2
CVS CA8861POCT BUENA PARK		2			2
SIMMONS			2	100%	2
Kroger 407 - The Little Clinic Lexington		1	1	50%	2
HOUSTON HEALTH DEPARTMENT - BUREAU OF LABORATORY SERVICES			2	100%	2
SELECT MEDICAL CLINIC			2	100%	2
PIEDMONT MOUNTAINSIDE HOSPITAL LABORAT		2			2
HEALTH PARTNERS REGIONAL HOSPITAL			2	100%	2
Jersey City Medical Center		2			2
Parkridge Specialty Care		2			2
TRIDENT ANTI AGING LLC			2	100%	2
AEGIS MEDICAL GROUP LLC			2	100%	2
CIRRUS DX			2	100%	2
MEMORIAL HOSPITAL WEST			2	100%	2
CENTRAL FLORIDA FAMILY HEALTH CENTER		2			2
MERCY HEALTH LAB		1	1	50%	2
ONSLOW COUNTY HEALTH DEPARTMENT			2	100%	2
CVS NJ2369POCT JACKSON		2			2
LAWRENCE GENERAL HOSPITAL			2	100%	2
COBLESKILL REGIONAL HOSPITAL		2			2
ARCADIA DIALYSIS CENTER			2	100%	2
JEFFERSON WASHINGTON TOWNSHIP HOSPITAL		2			2
NEVADA DEPARTMENT OF HEALTH AND HUMAN SERVICES			2	100%	2
Van Wert Manor		2			2

COVID-19: testing by laboratory

Data through Apr 29, 2021 verified as of Apr 30, 2021 at 09:25 AM

Data in this report are provisional and subject to change.

The numbers in the table below represent the number of Florida and non-Florida residents for whom test results were received by the Department of Health. A person can be tested by more than one laboratory and can have both positive and negative results. **Therefore, the sum of the numbers in each column will be larger than the total number of people tested.**

Reporting lab	Inconclusive	Negative	Positive	Percent positive	Total
EASTLAKE MEDICAL CENTER		2			2
MOUNT ST MARYS HOSPITAL OF NIAGARA FALLS		1	1	50%	2
SUNCOAST BLOOD BANK			2	100%	2
W.G. (Bill) Hefner VAMC		2			2
LIFT HEALTH		2			2
CARE ATC SUN HYDRAULICS TALLAVAST			2	100%	2
JUPITER PEDIATRIC ASSOCIATES, PA		1	1	50%	2
GREEN BAY BLIZZARD OFFICE		2			2
ADVENTHEALTH CENTRA CARE POINCIANA			2	100%	2
AL MANI HEALTH INSTUTUTE		2			2
ST ANTHONY'S PINELLAS CARE CLINIC			2	100%	2
ROBERTS WESLEYAN COLLEGE HEALTH CENTE		2			2
VA WNYHCS - Buffalo Division		1	1	50%	2
UNIVERSITY HOSPITAL OF BROOKLYN		2			2
VENETIAN GARDENS		2			2
Robert Cranfield			2	100%	2
HOME ACCESS HEALTH			2	100%	2
CROSSROADS URGENT CARE DBA URGENT TEA		2			2
Kroger 519 - The Little Clinic Georgesville Square		2			2
Southern Pines Healthcare Center		1	1	50%	2
WEST FLORIDA MEDICAL ASSOCIATES, PA			2	100%	2
MEDEXPRESS URGENT CARE - LINCOLN VILLA		2			2
BAPTIST HOSPITAL OF MIAMI MCI BROWARD LABORATORY			2	100%	2
GOLISANO PEDIATRICS PORT CHARLOTTE HARBOR		2			2
RMC BROOKHOLLOW MED AESTHETICS INC		2			2
STAGES OF LIFE MEDICAL INSTITUTE			2	100%	2
KEY WEST HMA PHYSICIAN MANAGEMENT, LLC			2	100%	2
Harbor House		2			2
WARE EXPRESS CARE			2	100%	2
MID AMERICA CLINICAL LABS			2	100%	2
TENNESSEE VALLEY HCS			2	100%	2
UF KANAPAHA LAB BEAKER		2			2
Northport VAMC		2			2
AZALEA HEALTH AND REHABILITATION		2			2
VANAYER HEALTHCARE AND REHAB CENTER		2			2
CPL LABS			2	100%	2
CARE 365			2	100%	2
HERNANDO CHILDREN'S			2	100%	2
FASTCARE LLC			2	100%	2
CLEVELAND CLINIC FLORIDA LABORATORY			2	100%	2
PEACEHEALTH CENTRAL		2			2
MCLAREN REGIONAL MEDICAL CENTER			2	100%	2
UNIVERSITY OF TEXAS AT EL PASO, THE			2	100%	2
BOSTON PUBLIC HEALTH COMMISSION			2	100%	2
HAILE MEDICAL GROUP PA		2			2
GOLDSTEIN			2	100%	2

COVID-19: testing by laboratory

Data through Apr 29, 2021 verified as of Apr 30, 2021 at 09:25 AM

Data in this report are provisional and subject to change.

The numbers in the table below represent the number of Florida and non-Florida residents for whom test results were received by the Department of Health. A person can be tested by more than one laboratory and can have both positive and negative results. **Therefore, the sum of the numbers in each column will be larger than the total number of people tested.**

Reporting lab	Inconclusive	Negative	Positive	Percent positive	Total
COASTAL MEDICAL LAB			2	100%	2
CQUENTIA NGS, LLC			2	100%	2
MEDEXPRESS URGENT CARE - SOUTH CHARLESTON		2			2
Kroger 409 - The Little Clinic Hebron Marketplace		1	1	50%	2
CVS OH4327POCT PAINESVILLE		2			2
Guilford Health Care Center		2			2
RESOLUTE PAIN SOLUTIONS		2			2
POMONA VALLEY COMMUNITY HOSPITAL			2	100%	2
DAVENPORT PEDIATRICS CLERMONT			2	100%	2
PTC LABORATORIES			2	100%	2
FEDERAL CORRECTIONAL INSTITUTION MARIANNA			2	100%	2
HEALTH GROUP CENTER INC			2	100%	2
PHYSICIANS ASSOCIATES PA			2	100%	2
John L. McClellan Memorial Veterans Hospital		2			2
SHELBYVILLE HOSPITAL COMPANY		2			2
Kroger 647 - The Little Clinic Newnan Crossings		1	1	50%	2
Kroger 441 - The Little Clinic Middletown		2			2
DELAWARE DIAGNOSTICS LABS			2	100%	2
QUALITY URGENT CARE CENTER		1	1	50%	2
TEXAS HEALTH CARE			2	100%	2
INSPIRE HEALTHCARE CENTER			2	100%	2
NSUH AT SYOSSET		2			2
MIDDLE TENN MENTAL HEALTH INSTITUTE		2			2
MY PHARMACY			2	100%	2
Crest Manor Living and Rehabilitation		2			2
PHYSICIANS PREMIER			2	100%	2
CORNELIA REDDY URGENT CARE		2			2
SENDER RETREAT ADULT DAY CARE CENTERS			2	100%	2
ManorCare Health Services Peters Township		2			2
VOLUNTEERS OF AMERICA OF FLORIDA			2	100%	2
CVS MD1490POCT GAITHERSBURG		2			2
Green Mountain Nursing and Rehabilitation		2			2
MEDEXPRESS URGENT CARE - SPRINGFIELD, COOLEY ST		2			2
ROYAL CARE MEDICAL CENTER			2	100%	2
ASANTE ROGUE REGIONAL MEDICAL CENTER L		2			2
WALGREENS #13605		2			2
Imboden Creek Living Center		2			2
HOLY FAMILY MEDICAL CENTER		1	1	50%	2
MINUTECLINIC LLC #3351			2	100%	2
SOUTH HILLSBOROUGH CBOC			2	100%	2
ALVERNO CLINICAL LABORATORIES			2	100%	2
JERSEY IRISH MEDICAL		2			2
A+ URGENT/PRIMARY CARE			2	100%	2
MOBILE HEALTH LABS LLC			2	100%	2
MEDSTAR HARBOR HOSPITAL			2	100%	2
CARE NOW DENTON			2	100%	2

COVID-19: testing by laboratory

Data through Apr 29, 2021 verified as of Apr 30, 2021 at 09:25 AM

Data in this report are provisional and subject to change.

The numbers in the table below represent the number of Florida and non-Florida residents for whom test results were received by the Department of Health. A person can be tested by more than one laboratory and can have both positive and negative results. **Therefore, the sum of the numbers in each column will be larger than the total number of people tested.**

Reporting lab	Inconclusive	Negative	Positive	Percent positive	Total
MEASE COUNTRYSIDE HOSPITAL CARDIAC REH			2	100%	2
FIRST PREVENTION AND DIALYSIS CENTER LLC			2	100%	2
Henry County Health and Rehabilitation		2			2
SCIENTIFIC LABORATORY COMPANY		2			2
Lenawee Medical Care Facility		2			2
CHNJ		2			2
SHEPHERD CENTER CLINICAL LABORATORY		2			2
HUMILITY OF MARY HEALTH PARTNERS			2	100%	2
HEALTH & REHAB CTR AT DOLPHINS VIEW, THE			2	100%	2
SUMMIT CLINICAL LABORATORIES LLC			2	100%	2
TEXAS REGIONAL ASTHMA & ALLERGY CENTER			2	100%	2
FLORIDA DEPARTMENT OF HEALTH PINELLAS COUNTY-			2	100%	2
ADVENTIST HINSDALE HOSPITAL LABORATORY			2	100%	2
GSM OCED Subsection			2	100%	2
Highland Ave. Eye Clinic		2			2
HENRY FORD WEST BLOOMFIELD HOSPITAL			2	100%	2
RADEAS			2	100%	2
DALLAS MEDICAL CENTER			2	100%	2
WALGREENS #06583		2			2
URGENTMED PLANTATION			2	100%	2
PRIMARY HEALTH CARE ASSOCIATES INC			2	100%	2
PRECISION DIAGNOSTIC INC		2			2
CVS NC6633POCT FAYETTEVILLE		2			2
MEDICAL CENTER LABORATORY			2	100%	2
WILSON MEMORIAL HOSPITAL			2	100%	2
Iowa Veterans Home		2			2
ABSOLUTE CAREGIVERS HOME HEALTH AGENCY INC			2	100%	2
CSS- TWELVE OAKS			2	100%	2
BAPTIST HEALTH PRIMARY CARE AT DORAL			2	100%	2
MAJESTIC GUARDIANS			2	100%	2
Fairlane Gardens Nursing and Rehab at Reading		2			2
WURLAND NURSING AND REHABILITATION, L		2			2
Bethel Lutheran Home		2			2
SAFE PMC		2			2
CARTER BLOOD CARE			2	100%	2
CHAPPEL GROUP RESEARCH, THE		2			2
PATIENT FIRST-BATTLEFIELD			2	100%	2
HEALTHCARE NETWORK			2	100%	2
LIFEGUARD AMBULANCE SERVICES LLC, TEXAS- SAN			2	100%	2
CVS NC2297335CV GREENSBORO		2			2
WILCOX MEDICAL CENTER-ALMA COLLEGE		2			2
NORTON IMMEDIATE CARE CENTER - PRESTON			2	100%	2
AMEDISYS HOME HEALTH OF GREENVILLE			2	100%	2
WyndRidge Health & Rehabilitation		2			2
Cedar Valley Nursing & Rehab Center		2			2
ORLANDO DIALYSIS		1	1	50%	2

COVID-19: testing by laboratory

Data through Apr 29, 2021 verified as of Apr 30, 2021 at 09:25 AM

Data in this report are provisional and subject to change.

The numbers in the table below represent the number of Florida and non-Florida residents for whom test results were received by the Department of Health. A person can be tested by more than one laboratory and can have both positive and negative results. **Therefore, the sum of the numbers in each column will be larger than the total number of people tested.**

Reporting lab	Inconclusive	Negative	Positive	Percent positive	Total
Life Care Center of Elyria		2			2
DEVLAB, LLC			2	100%	2
UTMB PATHOLOGY CLINICAL SERVICES LABORATORY			2	100%	2
CVS - MINUTECLINIC			2	100%	2
Kroger 550 - The Little Clinic Bellevue		2			2
HAMILTON CHD		2			2
MEDEXPRESS URGENT CARE - OMAHA N 72 ST		2			2
SWEDISH COVENANT HOSPITAL			2	100%	2
ANNE ARUNDEL MEDICAL CENTER			2	100%	2
HEAD 2 TOE PEDIATRICS, PLLC		1	1	50%	2
SHANDS JACKSONVILLE CLINICAL CENTER		1	1	50%	2
Church Creek SNF			2	100%	2
URGENT CARE AND SURGERY CENTER			2	100%	2
MERCY CONVENIENT CARE			2	100%	2
PUTNAM COUNTY PUBLIC HEALTH UNIT		2			2
ACCESS MEDICAL GROUP OF FLORIDA CITY			2	100%	2
DEKALB MEDICAL CENTER LABORATORY			2	100%	2
ST. MARY'S MEDICAL CENTER EVANSVILLE, INC			2	100%	2
JORDAN VALLEY MEDICAL CENTER			2	100%	2
JMC TALLAHASSEE, LLC			2	100%	2
CENTRAL ARKANSAS VETERANS HEALTHCARE SYSTEM - VETERANS AFFAIRS			2	100%	2
PEACE RIVER MEDICAL CENTER		2			2
EXPRESS CARE WALK-IN CLINIC			2	100%	2
SCHEURER HOSPITAL		2			2
NORTH OKALOOSA PHYSICIAN GRP - WALK IN CLINIC			2	100%	2
BAPTIST HEALTH LEXINGTON			2	100%	2
MINUTECLINIC MINUTECLINIC #4978		1	1	50%	2
UPSON REGIONAL MEDICAL CENTER		1	1	50%	2
Cooperstown Center for Nursing and Rehabilitation		2			2
WE CARE HOME HEALTH SOLUTIONS LLC			2	100%	2
LINIL VISITING NURSES, INC		2			2
RIVER CITY MEDICAL ASSOCIATES, INC			2	100%	2
Greystone Nursing and Rehab, LLC			2	100%	2
CVS MO8581POCT BLUE SPRINGS		1	1	50%	2
INTEGRATED REGIONAL LABS			2	100%	2
UPS			2	100%	2
PREVENTIVE HEALTH PARTNERS I L S C		2			2
COOPER CLINIC			2	100%	2
TRINITY DIALYSIS			2	100%	2
PALMETTO BAY MEDICAL CENTER		1	1	50%	2
MCCALLIE SCHOOL-STUDENT HEALTH CENTER		2			2
MEDEXPRESS URGENT CARE-MT PLEASANT		1	1	50%	2
CVS OH5457POCT POWELL		2			2
MONICE DR.			2	100%	2
Kroger 777 - The Little Clinic Shelbyville		1	1	50%	2
OAKMONT OF UNION SC, LLC		2			2

COVID-19: testing by laboratory

Data through Apr 29, 2021 verified as of Apr 30, 2021 at 09:25 AM

Data in this report are provisional and subject to change.

The numbers in the table below represent the number of Florida and non-Florida residents for whom test results were received by the Department of Health. A person can be tested by more than one laboratory and can have both positive and negative results. **Therefore, the sum of the numbers in each column will be larger than the total number of people tested.**

Reporting lab	Inconclusive	Negative	Positive	Percent positive	Total
First Care Living Center/Essentia Health			2	100%	2
STUART SURGERY CENTER, LLC			2	100%	2
ORCHARD LABORATORIES			2	100%	2
CVS OH2540POCT HILLIARD		2			2
87TH MEDICAL GROUP - MCGUIRE AMBULATORY CARE FACILITY		2			2
ONTARIO COUNTY PUBLIC HEALTH		2			2
US LABS		2			2
Tuscola County Medical Care Community		2			2
LABRADOR PRIMARY CARE CENTER			2	100%	2
THE HOSPITAL OF PROVIDENCE EMERGENCY ROOM			2	100%	2
TALLAHASSEE MEMORIAL HEALTHCARE FAMILY MED RESIDENCY			2	100%	2
New Jersey Aim At Smg		2			2
MAINE CENTER FOR DISEASE CONTROL AND PREVENTION			2	100%	2
BAYCARE LABORATORIES			2	100%	2
NORTHSIDE FAMILY MEDICINE AND URGENT CARE (EAST COBB)		2			2
COLUMBIA COTTAGE		2			2
AdventHealth Care Center Orlando North			2	100%	2
BIRMINGHAM INTERNAL MEDICINE ASSOCIATE		1	1	50%	2
Advanced Rehabilitation and Healthcare of Wichita Falls		2			2
AMERICAN MOLECULAR LABORATORIES			2	100%	2
JRS LABORATORY			2	100%	2
GULF COAST REGIONAL MEDICAL CARE		2			2
MEDEXPRESS URGENT CARE - DERBY N ROCK		2			2
INTERNAL MEDICINE SPECIALISTS MEDICAL GROUP, PA		2			2
BERNHARDT LABORATORIES INC			2	100%	2
HIGHLAND PARK LAKEWOOD PRESTON HOLLOW			2	100%	2
BOCA RATON REGIONAL HOSPITAL INC			2	100%	2
Harris Hill Nursing Facility		2			2
SPECIALTY LABORATORIES			2	100%	2
METHODIST MANSFIELD MEDICAL CENTER			2	100%	2
ABRAKIDABRA PEDIATRIC CLINIC LLC			2	100%	2
MEDEXPRESS URGENT CARE - BENTON		2			2
ABSOLUTE QUICK CARE		1	1	50%	2
MEDEXPRESS URGENT CARE - O'FALLON		2			2
ALL PEDIATRIC CARE PA			2	100%	2
CVS MI8287POCT MACOMB		2			2
CVS OH6185POCT PICKERINGTON		2			2
STUDENT HEALTH SERVICES			2	100%	2
DESERT HOSPITAL/CPHU CLINICAL LABORATORY			2	100%	2
HARTFORD HEALTH CARE & REHABILITATION			2	100%	2
INTEGRITY CLINICAL RESEARCH CENTER INC		1	1	50%	2
PATIENT FIRST			2	100%	2
Hartwell Health and Rehabilitation		2			2
MEMORIAL SLOAN KETTERING CANCER CENTER		1	1	50%	2
NYU LANGONE HUNTINGTON MEDICAL GROUP		2			2
WISE HEALTH SYSTEM		1	1	50%	2

COVID-19: testing by laboratory

Data through Apr 29, 2021 verified as of Apr 30, 2021 at 09:25 AM

Data in this report are provisional and subject to change.

The numbers in the table below represent the number of Florida and non-Florida residents for whom test results were received by the Department of Health. A person can be tested by more than one laboratory and can have both positive and negative results. **Therefore, the sum of the numbers in each column will be larger than the total number of people tested.**

Reporting lab	Inconclusive	Negative	Positive	Percent positive	Total
DOCTORS CARE OF PALM COAST			2	100%	2
CAROLINAS HEALTHCARE SYSTEM LAB			2	100%	2
Kroger 328 - The Little Clinic Henderson Road		2			2
JFK MEDICAL CENTER LABORATORY DEPT		2			2
MEMORIAL HEALTH SYSTEM		1	1	50%	2
Harbert Hills Academy Nursing Home		2			2
FIRST CHOICE MEDICAL PC			2	100%	2
Kroger 672 - The Little Clinic Bill Kennedy & Glenwood		2			2
CVS MA2600POCT WEYMOUTH		1	1	50%	2
INSPIRIT SENIOR LIVING			2	100%	2
OUR LADY OF THE LAKE REGIONAL MEDICAL CENTER			2	100%	2
INN AT LAPOSADA,THE			2	100%	2
SPRING HILL REGIONAL HOSPITAL			2	100%	2
ATHENA CARE RESOURCES LLC		2			2
PANCARE HEALTH - SNEADS ELEMENTARY			2	100%	2
HMH HOSPITALS CORPORATION		2			2
MEDCARE		2			2
HERITAGE CARE AND REHABILITATION CENTE		2			2
BAPTIST HOSPITAL INTERNAL MEDICINE GULF BREEZE			2	100%	2
MARTINSBURG VAMC		2			2
ALLSTATE HEALTH SERVICES, INC		2			2
INA		1	1	50%	2
Kroger 596 - The Little Clinic Brentwood		2			2
MOBILE COUNTY HEALTH DEPARTMENT		1	1	50%	2
CLEMENT J ZABLOCKI VAMC		2			2
ADVANTA ANALYTICAL LABORATORIES			2	100%	2
ENCOMPASS HEALTH HOME HEALTH		1	1	50%	2
SUMMERFIELD RETIREMENT LIVING, INC			2	100%	2
WEST HOUSTON MEDICAL CENTER			2	100%	2
WHITESANDS OUTPATIENT TREATMENT		2			2
TRICORE REFERENCE LABORATORY		1	1	50%	2
Beth Sholom Home of Eastern Virginia		1	1	50%	2
SYNEOS HEALTH			2	100%	2
HOLY TRINITY PHARMACY LLC		2			2
NEMOURS CHILDRENS PRIMARY CARE CLERMONT			2	100%	2
Absolut Care at Three Rivers		2			2
FLORIDA PRIMARY CARE CENTER PA		2			2
NEMOURS CHILDREN'S PRIMARY CARE OF VERO BEACH			2	100%	2
DURAND SENIOR CARE & REHAB CENTER		2			2
DUBOIS CONTINUUM OF CARE COMMUNITY INC		2			2
SUNBRIDGE CARE & REHAB FOR DECATUR		2			2
JOHN D. ARCHBOLD MEM. HOSPITAL			2	100%	2
KJ MEDICAL PRACTICE PC		2			2
GET WELL EXPRESS URGENT CARE & WALK-IN CLINIC			2	100%	2
INTEAM HEALTH, INC.			2	100%	2
SHORE MEDICAL CENTER		2			2

COVID-19: testing by laboratory

Data through Apr 29, 2021 verified as of Apr 30, 2021 at 09:25 AM

Data in this report are provisional and subject to change.

The numbers in the table below represent the number of Florida and non-Florida residents for whom test results were received by the Department of Health. A person can be tested by more than one laboratory and can have both positive and negative results. **Therefore, the sum of the numbers in each column will be larger than the total number of people tested.**

Reporting lab	Inconclusive	Negative	Positive	Percent positive	Total
CPL INC/BSSC PATHOLOGY		2			2
Kroger 739 - The Little Clinic La Grange Road		2			2
PM PEDIATRICS OF SELDEN, PLLC		2			2
MEDEXPRESS URGENT CARE - BROOKHAVEN		2			2
BRANDYWYNE HEALTH CARE CENTER			2	100%	2
DOCTOR'S IN-HOUSE LAB/COMMUNITY HEALTH CENTERS OF PINELLAS - JOHNNIE R			2	100%	2
OHSU LABORATORY SERVICES		2			2
BAYLOR COLLEGE OF MEDICINE			2	100%	2
NATIONWIDE LABORATORY SERVICES		1	1	50%	2
OAKMONT EAST- GREENVILLE SC, LLC		2			2
Mary Anna Nursing Home		2			2
CROSSROADS			2	100%	2
Covington Care Nursing and Rehabilitation		2			2
Kroger 687 - The Little Clinic Sugar Hill		1	1	50%	2
TRINITAS REGIONAL MEDICAL CENTER		1	1	50%	2
BETHESDA HOSPITAL			2	100%	2
LAKE SUCCESS EXTENDED CARE		2			2
CHESTERFIELD HEALTHCARE GROUP, INC		2			2
CVS IN6559POCT AVON		2			2
PHYSICIANS LABORATORY SERVICES			2	100%	2
PEDIATRIC HEALTH CARE		1	1	50%	2
UHEALTH CARDIOLOGY			2	100%	2
OELWEIN HEALTH CARE CENTER		2			2
LAREDO EMERGENCY ROOM			2	100%	2
NORTHSIDE FAMILY MEDICINE AND URGENT CARE (HOLLY SPRINGS)		2			2
BOND COMMUNITY HEALTH CENTER			2	100%	2
MEDEXPRESS URGENT CARE PENNSVILLE		2			2
MEDEXPRESS URGENT CARE - CONWAY		2			2
UMHC HOLLYWOOD LABORATORY			2	100%	2
DALLAS BAPTIST UNIVERSITY - HEALTH SERVICES			2	100%	2
Sevierville Health and Rehabilitation		2			2
MEDEXPRESS URGENT CARE - RUSSELLVILLE, W MAIN ST		2			2
ADVENTHEALTH IMAGING PARTIN SETTLEMENT			2	100%	2
MEMORIAL HOSPITAL OF TAMPA			2	100%	2
ALBUQUERQUE - AMG SPECIALTY HOSPITAL		2			2
LIFETIME FAMILY URGENT CARE			2	100%	2
BRENTWOOD AT FORE RANCH			2	100%	2
POINT OF CARE PRIVATE HEALTH MANAGEMENT			2	100%	2
BMC/JACSONVILLE		1	1	50%	2
RM PHARMACY SERVICES INC		1	1	50%	2
ILLINOIS DEPT OF PUBLIC HEALTH LABS			2	100%	2
Essex Center for Rehabilitation and Healthcare		2			2
MINUTE CLINIC DIAGNOSTIC OF KANSAS PA		2			2
FALMOUTH HOSPITAL		1	1	50%	2
CHILDREN'S MEDICAL CENTER-EAST ORLANDO			2	100%	2
LAKEVIEW HEALTH CARE SYSTEM LLC			2	100%	2

COVID-19: testing by laboratory

Data through Apr 29, 2021 verified as of Apr 30, 2021 at 09:25 AM

Data in this report are provisional and subject to change.

The numbers in the table below represent the number of Florida and non-Florida residents for whom test results were received by the Department of Health. A person can be tested by more than one laboratory and can have both positive and negative results. **Therefore, the sum of the numbers in each column will be larger than the total number of people tested.**

Reporting lab	Inconclusive	Negative	Positive	Percent positive	Total
TEQUESTA FAMILY MEDICAL CENTER LLC			2	100%	2
COLONIAL HEALTH CARE		1	1	50%	2
ASCENSION ST MICHAEL'S HOSPITAL LAB		1	1	50%	2
CVS PHARMACY INC DBA CVS/PHARMACY # 10600		2			2
PROSPECT URGENT CARE			2	100%	2
MC MEDICAL			2	100%	2
CARESPOT URGENT CARE		1	1	50%	2
WELL-KEY URGENT CARE SEVIERVILLE			2	100%	2
Kroger 412 - The Little Clinic Oxford		2			2
TWELVE OAKS RECOVERY CENTER			2	100%	2
BAYMEADOWS PRIMARY CARE		2			2
ROCKWALL URGENT CARE			2	100%	2
Oakmont of Katy Nursing and Rehabilitation		2			2
TMH PHYSICIAN PARTNERS PERRY		2			2
MED + URGENT MEDICAL CARE SERVICES		2			2
Fairhaven Retirement Community		2			2
Kroger 356 - The Little Clinic Middletown		2			2
MERCY MEDICAL CENTER INC		1	1	50%	2
FLORIDA MENTOR FAULKNER GROUP HOME			2	100%	2
REGIONS HOSPITAL LABORATORY			2	100%	2
Kroger 667 - The Little Clinic Litchfield Park		2			2
GILA REGIONAL MEDICAL CENTER		2			2
PRIMARY CARE SERVICES AT EDGEWATER		2			2
AMERICAN MEDICAL LABORATORIES			2	100%	2
MEDEXPRESS URGENT CARE - WICHITA, N MAIZE RD		1	1	50%	2
EASTSIDE SPORTS COMPLEX			2	100%	2
CVS NV5942POCT LAS VEGAS		2			2
BENEVA LAKES ASSISTED LIVING CENTER			2	100%	2
MELBOURNE URGENT CARE			2	100%	2
RENFREW CENTERS INC		2			2
ACL LABORATORIES - ROSEMONT			2	100%	2
MOBILE PHLEBOTOMY SERVICES			2	100%	2
Waycross Health and Rehabilitation		2			2
Walgreens #12427		1	1	50%	2
MAYO CLINIC GROUP PRACTICE LABORATORY			2	100%	2
CVS MINUTE CLINIC #5836		2			2
CONCENTRA - PLANT CITY		2			2
Eugene J. Towbin Healthcare Center		2			2
CARLE FOUNDATION HOSPITAL LABORATORY			2	100%	2
WEAKLEY COUNTY REHAB AND NURSING CENTER		2			2
CVS M05724POCT KANSAS CITY		2			2
HARDEN DIALYSIS		1	1	50%	2
MEDEXPRESS URGENT CARE - LINCOLN		2			2
COMPLETE HEALTH MEDICAL CENTER			2	100%	2
MEDPOST - NORTH DALLAS			2	100%	2
Kroger 686 - The Little Clinic Farragut		2			2

COVID-19: testing by laboratory

Data through Apr 29, 2021 verified as of Apr 30, 2021 at 09:25 AM

Data in this report are provisional and subject to change.

The numbers in the table below represent the number of Florida and non-Florida residents for whom test results were received by the Department of Health. A person can be tested by more than one laboratory and can have both positive and negative results. **Therefore, the sum of the numbers in each column will be larger than the total number of people tested.**

Reporting lab	Inconclusive	Negative	Positive	Percent positive	Total
COLONIAL VILLA GOOD SAMARITAN CENTER		2			2
GUARDIAN HOME CARE OF CENTRAL GEORGIA		2			2
SENECA HEALTH CARE CENTER		2			2
Durham VAMC		2			2
WALGREENS # 04440		2			2
METHODIST SPECIALTY CARE CENTER		2			2
The Grand Rehabilitation & Nursing Utica		2			2
PruittHealth Lakehaven		2			2
BROOKDALE PALM BEACH GARDENS			2	100%	2
Walgreens #10207		2			2
CLINICAL REFERENCE LABORATORY, INC		2			2
HEALTH NETWORK			2	100%	2
ASHLEY PEDIATRICS			2	100%	2
ALABAMA REFERENCE LAB			2	100%	2
ST. JOSEPH REGIONAL MEDICAL CENTER			2	100%	2
AFC PHYSICIANS OF FLORIDA, PA			2	100%	2
ManorCare Rehab Center of Marietta		2			2
AMERICAN FAMILY CARE URGENT CARE		1	1	50%	2
ST JOSEPH'S HOSPITAL INC			2	100%	2
WALGREENS NO 10512		1	1	50%	2
APPLECARE VALDOSTA			2	100%	2
SOUTHERN SPRINGS HEALTH CARE		2			2
HCR MANOR CARE SERVICES OF FLORIDA III INC		2			2
Macon Valley Nursing and Rehabilitation Center		2			2
MINUTECLINIC DIAG OF IND, LLC #4368		2			2
Timber Ridge Health Care Center			2	100%	2
FLORIDA SCHOOL FOR THE DEAF & BLIND			2	100%	2
SUNSHINE PHARMACY		2			2
BAYCARE OUTREACH LAB			2	100%	2
NEW YORK CITY CENTRAL COVID			2	100%	2
BEAUFORT MEMORIAL			2	100%	2
LAB PLUS, LLC			2	100%	2
LEHIGH MEDICAL AND RESEARCH CENTER, INC			2	100%	2
ADVENT HEALTH - OWASA			2	100%	2
VITAL CARE CLINIC, LLC			2	100%	2
CVS MA335POCT RAYNHAM		2			2
YOUR DOCTOR'S OFFICE		1	1	50%	2
OAKBRIDGE TERRACE AT SAE			2	100%	2
AMICUS MEDICAL CENTER LLC			2	100%	2
Fox Subacute at Warrington		2			2
HPH HOME CARE		1	1	50%	2
GRANDVIEW COLLEGE STUDENT HEALTH CENTE		2			2
BUFFALO CROSSINGS HEALTHCARE AND REHABILITATION CENTER			2	100%	2
HERITAGE VILLAGE REHAB & SKILLED NURSI		2			2
Kroger 101 - The Little Clinic Hill Top		2			2
Cortland Acres Association		2			2

COVID-19: testing by laboratory

Data through Apr 29, 2021 verified as of Apr 30, 2021 at 09:25 AM

Data in this report are provisional and subject to change.

The numbers in the table below represent the number of Florida and non-Florida residents for whom test results were received by the Department of Health. A person can be tested by more than one laboratory and can have both positive and negative results. **Therefore, the sum of the numbers in each column will be larger than the total number of people tested.**

Reporting lab	Inconclusive	Negative	Positive	Percent positive	Total
CARENOW LENEXA			2	100%	2
SOUTHERN TENNESSEE MEDICAL CENTER			2	100%	2
BIOMAT USA			2	100%	2
FLORIDA CLINICAL LABORATORY INC			2	100%	2
MEDEXPRESS URGENT CARE - NUTLEY		2			2
THE FOUNTAIN AT BOCA CIEGA BAY		2			2
INTERMOUNTAIN MEDICAL CENTER			2	100%	2
The Suites at Western Home Communities		2			2
BIONIC TECHNOLOGIES CORPORATION			2	100%	2
ASSOCIATES IN INTERNAL MEDICINE PA			2	100%	2
DOWN HOME MEDICAL			2	100%	2
JULIE STAATS DO		2			2
ST ANTHONY COMMUNITY HOSPITAL LAB		1	1	50%	2
WillowBrooke Court at Southampton Estates		2			2
KETTERING MEDICAL CENTER			2	100%	2
MD NOW URGENT CARE CENTER INC.			2	100%	2
KIDS CORNER PEDIATRICS PLLC		1	1	50%	2
COX HEALTH SOUTH LAB		1	1	50%	2
Workmens Circle Multicare Center		2			2
ACN PHYSICIANS GROUP CORP			2	100%	2
UNIVERSITY OF MN MEDICAL CENTER EAST CAMPUS			2	100%	2
MEDLOGIC, LLC		2			2
CARELINE PHARMACY AND HEALTHCARE SERVICES		1	1	50%	2
VIBRA HEALTH LABORATORY			2	100%	2
LEXINGTON PLACE			2	100%	2
U OF MIAMI MILLER SCHOOL OF MEDICINE			2	100%	2
SENTARA NORFOLK GENERAL HOSPITAL			2	100%	2
Kroger 549 - The Little Clinic Clinton Highway		2			2
Cypress Cove Center		2			2
NEMOURS CHILDRENS PRIMARY CARE			2	100%	2
NIAGARA APOTHECARY INC		2			2
OSF SAINT FRANCIS MEDICAL CENTER			2	100%	2
MEDEXPRESS URGENT CARE - ROSS TOWNSHIP		2			2
DIGESTIVE DISEASE CARE PC		2			2
IN AND OUT URGENT CARE			2	100%	2
ULTIMATE KIDNEY CARE			2	100%	2
SOUTHSIDE FAMILY MEDICAL		2			2
UMASS MEMORIAL MEDICAL CENTER, INC		1	1	50%	2
CHOTA COMMUNITY HEALTH SERVICES		1	1	50%	2
BUCKINGHAM PAVILION INC		2			2
NORTH MANATEE HEALTH CARE CENTER			2	100%	2
FRESENIUS KIDNEY CARE SOUTH ST PETERSBURG			2	100%	2
REELFOOT FAMILY WALK IN CLINIC - TIPT		2			2
HAMPTON VAMC		2			2
VETERANS AFFAIRS MEDICAL CENTER - GREATER LOS ANGELES			2	100%	2
Northpoint Lexington Healthcare		1	1	50%	2

COVID-19: testing by laboratory

Data through Apr 29, 2021 verified as of Apr 30, 2021 at 09:25 AM

Data in this report are provisional and subject to change.

The numbers in the table below represent the number of Florida and non-Florida residents for whom test results were received by the Department of Health. A person can be tested by more than one laboratory and can have both positive and negative results. **Therefore, the sum of the numbers in each column will be larger than the total number of people tested.**

Reporting lab	Inconclusive	Negative	Positive	Percent positive	Total
NLC LABS			2	100%	2
NOSE AND SINUS INSTITUTE OF BOCA RATON		1	1	50%	2
ROYAL PALM PEDIATRICS			2	100%	2
Kroger 745 - The Little Clinic Somerset		2			2
CALIFORNIA DIVISION OF COMMUNICABLE DISEASE CONTROL			2	100%	2
REHOBOTH MCKINLEY CHRISTIAN HOSPITAL		2			2
SARASOTA MEMORIAL MEDICAL URGENT CARE CENTER			2	100%	2
VIRGINIA DEPT OF HEALTH OFFICE OF EPIDEMIOLOGY			2	100%	2
ASCENSION ST VINCENT'S RIVERSIDE			2	100%	2
Jackson Health Care Facility			2	100%	2
CVS AZ9273POCT TUCSON			2	100%	2
FLORIDA DEPARTMENT OF HEALTH IN LEE COUNTY		1	1	50%	2
ADVENT HEALTH CENTRAL TEXAS		1	1	50%	2
MD NOW URGENT CARE MEDICAL CENTERS INC			2	100%	2
STEWART ST ELIZABETH MEDICAL CENTER			2	100%	2
Walgreens #19019		2			2
CARINGPLUS HOMECARE LLC		1	1	50%	2
SIGNATURE CARE LEWISVILLE-EMERGENCY CENTER		1	1	50%	2
Douglas County Health Center		2			2
MIDDLEBURG PEDIATRICS			2	100%	2
MEDEXPRESS URGENT CARE - WOODBURY			2	100%	2
DIAGNOSTIC CLINIC MEDICAL GROUP INC		2			2
STARR COUNTY MEMORIAL HOSPITAL			2	100%	2
EXPRESS CARE OF THE SHOALS		1	1	50%	2
ELITE MEDICAL LABORATORY SOLUTIONS LLC			2	100%	2
CVS TX7603POCT SAGINAW		2			2
SPRINGFIELD HOSPITAL LABORATORY			2	100%	2
STARR CITY OF ROMA COMMUNITY CENTER			2	100%	2
Warren Center for Rehabilitation and Nursing		2			2
MEMORIAL HOSPITAL OF CARBONDALE			2	100%	2
THOMASVILLE REGIONAL MEDICAL CENTER		2			2
MEDEXPRESS URGENT CARE - LINKHORNE		2			2
GIGI WOOD DAVIS DO-FAMILY MEDICINE		2			2
FALCON HEALTH CENTER			2	100%	2
VA Ann Arbor HCS		1	1	50%	2
MATHER HOSPITAL			2	100%	2
CAREWELL JW - WORCESTER LNC			2	100%	2
CREATIVE HEALTH CENTER			2	100%	2
DMC UNIVERSITY LABORATORIES		1	1	50%	2
PUBLIX PHARMACY #1092		2			2
Tidelands Health Rehabilitation Hospital			2	100%	2
ROPER HOSPITAL			2	100%	2
ST. VINCENT HOSPITAL			2	100%	2
FLAGLER PROFESSIONAL HEALTH CAE SERVICES INC		2			2
FKC AMELIA ISLAND DIALYSIS			2	100%	2
MEASE MANOR MEMORY CARE		2			2

COVID-19: testing by laboratory

Data through Apr 29, 2021 verified as of Apr 30, 2021 at 09:25 AM

Data in this report are provisional and subject to change.

The numbers in the table below represent the number of Florida and non-Florida residents for whom test results were received by the Department of Health. A person can be tested by more than one laboratory and can have both positive and negative results. **Therefore, the sum of the numbers in each column will be larger than the total number of people tested.**

Reporting lab	Inconclusive	Negative	Positive	Percent positive	Total
PORTAGE MEDICAL CENTER			2	100%	2
VISITING PHYSICIANS OF THE TREASURE COAST LLC			2	100%	2
MIRAMAR KIDNEY CENTER		1	1	50%	2
Kroger 853 - The Little Clinic East Broad Street		2			2
AHC Forest cove		2			2
Kroger 619 - The Little Clinic Hendersonville Indian Lake		2			2
Manor At Perrysburg		2			2
ALCALA PHARMACEUTICALS			2	100%	2
MID-FLORIDA HEMATOLOGY AND ONCOLOGY CENTERS		2			2
SOUTH DAKOTA DEPARTMENT OF HEALTH		2			2
CVS TX4794POCT ARLINGTON		2			2
Walgreens #7156			2	100%	2
Pinnacle Assisted Living			2	100%	2
Cottage of the Shoals		2			2
Delaware Court Healthcare Center		2			2
ANDERSON COUNTY HOSPITAL			2	100%	2
TWIN LAKES REHAB & HEALTHCARE		2			2
Luther Acres Manor		2			2
PBSO HEALTH AND WELLNESS CENTER			2	100%	2
PEACE RIVER CENTER CRISIS STABILIZATION UNIT		1	1	50%	2
KAP MEDICAL GROUP, LLC			2	100%	2
TEMPLE UNIVERSITY HOSPITAL			2	100%	2
APPLING NURSING & REHABILITATION PAVIL		2			2
SPARTANBURG REGIONAL MEDICAL CENTER			2	100%	2
COLD SPRING HILLS CENTER FOR NURSING A		2			2
INTERNAL MEDICINE ASSOCIATES-DUNELLON			2	100%	2
COVANCE			2	100%	2
Good Samaritan Society-Blackduck		1	1	50%	2
INNOVATIVE CARE II LLC			2	100%	2
PINARD HOME HEALTH SERVICES INC			2	100%	2
BROOKSVILLE DIALYSIS			2	100%	2
UT AUSTIN UNIVERSITY HEALTH SERVICES			2	100%	2
SHERIDAN AT HOBE SOUND, THE			2	100%	2
WISCONSIN STATE LABORATORY OF HYGIENE		1	1	50%	2
ERGENT MED SAINT SIMONS			2	100%	2
SKY LAKES MEDICAL CENTER		2			2
Garden Isle Healthcare and Rehabilitation Center		2			2
PRECISION CLINICAL RESEARCH			2	100%	2
MASSACHUSETTS DEPARTMENT OF HEALTH			2	100%	2
HELEN HAYES HOSPITAL LABORATORY		2			2
MEDEXPRESS URGENT CARE, MOSSIDE		2			2
MINUTECLINIC DIAGNOSTIC OF KANSAS, PC		2			2
ENCOMPASS HEALTH REHABILITATION HOSPI		2			2
TULANE MEDICAL CENTER			2	100%	2
VALUE DRUGS BRONXVILLE INC		2			2
The Friendly Home		2			2

COVID-19: testing by laboratory

Data through Apr 29, 2021 verified as of Apr 30, 2021 at 09:25 AM

Data in this report are provisional and subject to change.

The numbers in the table below represent the number of Florida and non-Florida residents for whom test results were received by the Department of Health. A person can be tested by more than one laboratory and can have both positive and negative results. **Therefore, the sum of the numbers in each column will be larger than the total number of people tested.**

Reporting lab	Inconclusive	Negative	Positive	Percent positive	Total
NORTH DAKOTA VETERANS HOME		2			2
Mountainview Nursing Home		2			2
UW HOSPITAL AND CLINICS		1	1	50%	2
NYUMC CLINICAL LABORATORIES			2	100%	2
RABI SINHA, MD		2			2
CVS IN8639POCT TERRE HAUTE		2			2
ADERHOLT MEDICAL, LLC		2			2
MINUTECLINIC DIAGNOSTIC, PA #10252		2			2
A G RHODES HOME AT WESLEY WOODS		2			2
EAST CENTRAL REGIONAL HOSPITAL GRACEWO		2			2
WESTMINSTER SUNCOAST			2	100%	2
UT PATH			2	100%	2
HOLSTON MEDICAL GROUP		2			2
CRAWFORD COUNTY CARE CENTER		2			2
AUGUSTA HEALTH SKILLED CARE			2	100%	2
OSF ST JOSEPH MEDICAL CENTER			2	100%	2
A PATTERN MEDICAL CLINIC		2			2
ARLINGTON DIALYSIS CENTER LLC		2			2
EXCELTOX LABORATORIES LLC		2			2
UNIVERSITY COMMUNITY HEALTH SERVICES		1	1	50%	2
BLACKBAG DIGITAL HEALTH LLC		2			2
SOWAL HEALTH & DRUG			2	100%	2
UNIVERSITY OF VERMONT MEDICAL CENTER			2	100%	2
ADVANCED FOOT AND ANKLE OF INDIAN RIVER		2			2
NEW YORK UNIVERSITY MEDICAL CENTER			2	100%	2
TGH Brandon Healthplex Laboratory			2	100%	2
THE EDGEWATER AND WATERMAN VILLAGE			2	100%	2
SOUTH TAMPA AFTER HOURS CLINIC			2	100%	2
Kroger 426 - The Little Clinic Suwanee		2			2
CVS MA41POCT TAUNTON		2			2
ACKERMAN CANCER CENTER		2			2
PLASMA MED RESEARCH DBA		2			2
GALEN BAYLOR EXTENSION		2			2
MEDAILLE COLLEGE WELLNESS CENTER		2			2
University Center East			2	100%	2
DUKE HEALTH REGIONAL HOSPITAL			2	100%	2
DEPT OF HEALTH			2	100%	2
MEDEXPRESS URGENT CARE - LODI		2			2
CEDARS-SINAI MEDICAL CENTER			2	100%	2
CONWAY MEDICAL CENTER			2	100%	2
NOVA SOUTHEASTERN UNIVERSITY - STUDENT MEDICAL CTR			2	100%	2
FLAGLER HOME CARE			2	100%	2
PT&J REHAB LLC		1	1	50%	2
LOWELL GENERAL HOSPITAL			2	100%	2
MILLERSVILLE UNIVERSITY HEALTH SERVICE		2			2
WELLNESS MEDICAL CLINIC			2	100%	2

COVID-19: testing by laboratory

Data through Apr 29, 2021 verified as of Apr 30, 2021 at 09:25 AM

Data in this report are provisional and subject to change.

The numbers in the table below represent the number of Florida and non-Florida residents for whom test results were received by the Department of Health. A person can be tested by more than one laboratory and can have both positive and negative results. **Therefore, the sum of the numbers in each column will be larger than the total number of people tested.**

Reporting lab	Inconclusive	Negative	Positive	Percent positive	Total
Edinboro Manor		2			2
SIOUX FALLS STORM		2			2
MEDEXPRESS URGENT CARE - ST CLAIR, CLOVER DR.		1	1	50%	2
CITRUS PARK			2	100%	2
DNA DIAGNOSTICS CENTER		2			2
PM PEDIATRICS OF BAYSIDE, PLLC - RIVE		2			2
FLORIDA MEDICAL CLINIC RADIOLOGY DALE MABRY		2			2
MIAMI DADE MEDICAL RESEARCH INSTITUTE			2	100%	2
Q ALL CARE MEDICAL PC		2			2
CHRISTIAN REST HOME ASSOC		2			2
LARKIN COMMUNITY HOSPITAL PALM SPRINGS CAMPUS		1	1	50%	2
PIEDMONT WALTON HOSPITAL		2			2
STOP URGENT CARE			2	100%	2
FLORIDA KEYS PED & ADOLES CTR			2	100%	2
DAYTON CHILDRENS HOSPITAL LAB			2	100%	2
MOSAIC MEDICAL CENTER MARYVILLE			2	100%	2
NORTH MCALLEN PEDIATRIC CENTER			2	100%	2
RICHICHI FAMILY HEALTH			2	100%	2
BFT LAB			2	100%	2
DIAGNOSTIC AFFILIATES			2	100%	2
MINUTECLINIC DIAGNOSTICS OF OKLAHOMA		2			2
ON-SITE MEDICAL SOLUTIONS		2			2
GOSHEN MEDICAL CENTER			2	100%	2
ROUTE 16 PHARMACY LLC DBA HOLLAND PHAR		2			2
OMEGA RESEARCH CONSULTANTS			2	100%	2
MEDERI CARETENDERS		1	1	50%	2
CVS CT692POCT NORTH HAVEN		2			2
SUNNYSIDE MANOR		2			2
SAWGRASS PEDIATRIC PARTNERS LLC			2	100%	2
MAGNOLIA MANOR OF COLUMBUS		2			2
TAMPA FAMILY HEALTH CENTER		1	1	50%	2
Iron County Medical Care Facility		2			2
BERGEN COUNTY SURGICAL AND ENDOSCOPY CENTER		2			2
BLUEWATER TOXICOLOGY			2	100%	2
Mount Olivet Careview Home		2			2
Kroger 130 - The Little Clinic Colorado Springs		2			2
GREEN POINT RX INC DBA ALTRU CHEMISTS		2			2
SPECTRUM HEALTH			2	100%	2
MORRISTOWN MEMORIAL HOSPITAL		2			2
UNIVERSITY OF MIAMI SCCC RESEARCH LABORATORY			2	100%	2
GRACE HEALTHCARE OF LAKE WALES		1	1	50%	2
UNITED MEMORIAL MEDICAL CENTER			2	100%	2
GULFCOAST JEWISH FAMILY			2	100%	2
WALGREENS #07589		1	1	50%	2
ATLAS GENOMICS			2	100%	2
MANSFIELD MEDICAL LODGE			2	100%	2

COVID-19: testing by laboratory

Data through Apr 29, 2021 verified as of Apr 30, 2021 at 09:25 AM

Data in this report are provisional and subject to change.

The numbers in the table below represent the number of Florida and non-Florida residents for whom test results were received by the Department of Health. A person can be tested by more than one laboratory and can have both positive and negative results. **Therefore, the sum of the numbers in each column will be larger than the total number of people tested.**

Reporting lab	Inconclusive	Negative	Positive	Percent positive	Total
CVS TN5694POCT SODDY DAISY		2			2
RRMC CREEKSIDE LAB		2			2
WOODHILLS LABS			2	100%	2
Sky View Rehabilitation and Health Care Center		2			2
NORTHWEST MEDICAL CENTER LABORATORY		2			2
NORTHEAST FLORIDA HEALTH SERVICES, INC DBA FAMILY HEALTH SOURCE			2	100%	2
PALM BAY COMMUNITY OUTPATIENT CLINIC		2			2
PALM MEDICAL CENTER - PLANT CITY		2			2
ADVOCATE SHERMAN HOSPITAL			2	100%	2
WAYNE MEMORIAL HOSPITAL		2			2
CVS SC7567POCT BOILING SPRINGS		1	1	50%	2
CVS NE2741POCT LA VISTA		2			2
Alden Des Plaines			2	100%	2
ROYAL OAK MEDICAL CENTER LLC DBA CHARACTER FAMILY			2	100%	2
CVS LA1116POCT BATON ROUGE		1	1	50%	2
THE WINDSOR ORTEGA		2			2
STATE OF FLORIDA			2	100%	2
AUSTIN REGIONAL CLINIC MICROBIOLOGY LAB			2	100%	2
NEW DISCOVERY BIOLOGICS, LLC		1	1	50%	2
ADVENTHEALTH MEDICAL GROUP OBSTETRICS			2	100%	2
ASPIRUS RIVERVIEW HOSPITAL & CLINICS INC		1	1	50%	2
ASSOCIATES IN UROGYNECOLOGY MD LLC		2			2
Mayaguez Outpatient Clinic		2			2
NEIGHBORCARE PHARMACY SERVICES		2			2
TENNESSEE DEPARTMENT OF HEALTH (TDH) - REGIONAL LABORATORY			2	100%	2
MIDLAND MEMORIAL HOSPITAL			2	100%	2
MY INSTADOC - HOWELL URGENT CARE		2			2
SOUTHEAST GEORGIA HEALTH SYSTEM			2	100%	2
DALLAS VA MEDICAL CENTER - VA NORTH TEXAS HEALTH CARE SYSTEM			2	100%	2
RIVERVIEW MEDICAL CLINIC		2			2
ST. ELIZABETH HEALTHCARE			2	100%	2
WEST BOCA MEDICAL CENTER			2	100%	2
LIBERTY HEALTH CENTER			2	100%	2
Chatham Nursing and Rehab Center		2			2
DELRAY BEACH HEALTH CENTER			2	100%	2
CARBON HEALTH			2	100%	2
SIGNAL DIAGNOSTICS DBA FLOWHEALTH LABS			2	100%	2
MEDEXPRESS URGENT CARE - LINCOLN N 26T		2			2
KEATING SPORTS CENTER		2			2
Elba Nursing and Rehabilitation Center, LLC		2			2
EXCEPTIONAL EMERGENCY CENTER - AMARILLO			2	100%	2
CORTLAND PARK REHABILITATION AND NURSING CENTER		1	1	50%	2
Virginia Gay Nursing and Rehab		2			2
NEW YORK CITY DEPARTMENT OF HEALTH			2	100%	2
Great Lakes Health Center			2	100%	2
PRESTIGE EMERGENCY ROOM LLC			2	100%	2

COVID-19: testing by laboratory

Data through Apr 29, 2021 verified as of Apr 30, 2021 at 09:25 AM

Data in this report are provisional and subject to change.

The numbers in the table below represent the number of Florida and non-Florida residents for whom test results were received by the Department of Health. A person can be tested by more than one laboratory and can have both positive and negative results. **Therefore, the sum of the numbers in each column will be larger than the total number of people tested.**

Reporting lab	Inconclusive	Negative	Positive	Percent positive	Total
FIRSTCHOICE FAMILY CARE, PLLC		2			2
RUST MEDICAL CENTER		2			2
PALMS OF FT MYERS,THE			2	100%	2
WEST COAST PEDIATRICS			2	100%	2
UNIVERSITY OF MISSOURI HEALTH CARE			2	100%	2
UNIVERSITY OF BALTIMORE WASHINGTON MEDICAL CENTER			2	100%	2
OAKMONT WEST- GREENVILLE SC		2			2
MAGNOLIA ADULT, LLC			2	100%	2
CLEAR LAKE REGIONAL MEDICAL CENTER			2	100%	2
The Laurels of Hendersonville		2			2
UNIVERSTIY OF ILLINOIS HOSPITAL			2	100%	2
SOUTHERN BREEZE HEALTHCARE		1	1	50%	2
GOVERNEUR HOSPITAL LABORATORY		2			2
DUKE UNIVERSITY POINT OF CARE TESTING PROGRAM			2	100%	2
CVS NC2559POCT CHARLOTTE		2			2
SYMPHONY OF BUFFALO GROVE		2			2
EXPRESS PHARMACY INC		1	1	50%	2
TMH PHYSICIAN PARTNERS MONTICELLO		1	1	50%	2
The Palms Nursing and Rehabilitation		1	1	50%	2
CVS CA8882POCT SAN CLEMENTE		2			2
SPECTRA EAST INC		1	1	50%	2
TLC MEDICAL			2	100%	2
CVS MA1877POCT NORTON		2			2
ORLANDO HEALTH MEDICAL GROUP		1	1	50%	2
MIDWAY PRIMARY CARE LLC		2			2
PRONTO URGENT CARE			2	100%	2
CONEMAUGH MEMORIAL MEDICAL CENTER		2			2
EASTERN NEW MEXICO UNIVERSITY STUDENT		2			2
CDK LIBERTY ENTERPRISES, LLC		2			2
FLORIDA SOUTHERN COLLEGE		1	1	50%	2
ABILITY DIAGNOSTICS LLC			2	100%	2
Beecher Manor Nursing and Rehabilitation Center		2			2
SYLVAN NURSING			2	100%	2
BAYCARE OUTREACH LAB WH SOUTH			2	100%	2
MEDEXPRESS URGENT CARE - MYLAN			2	100%	2
WillowBrooke Court at Westminster Village		2			2
VA Greater LA HCS-Santa Maria OPC			2	100%	2
Good Samaritan Society Waukon		2			2
BAPTIST HOSPITAL LABORATORY			2	100%	2
LACORP		1	1	50%	2
RHODE ISLAND DEPARTMENT OF HEALTH LABORATORIES			2	100%	2
JASPER MEMORIAL HOSPITAL		1	1	50%	2
Aurora CBOC			2	100%	2
PIEDMONT ATHENS REGIONAL HOSPITAL LAB			2	100%	2
WATERS PEDIATRIC CENTER			2	100%	2
FLORIDA DEPARTMENT OF HEALTH IN ESCAMBIA COUNTY		1	1	50%	2

COVID-19: testing by laboratory

Data through Apr 29, 2021 verified as of Apr 30, 2021 at 09:25 AM

Data in this report are provisional and subject to change.

The numbers in the table below represent the number of Florida and non-Florida residents for whom test results were received by the Department of Health. A person can be tested by more than one laboratory and can have both positive and negative results. **Therefore, the sum of the numbers in each column will be larger than the total number of people tested.**

Reporting lab	Inconclusive	Negative	Positive	Percent positive	Total
COUNTRY COTTAGE		2			2
POPLAR HEALTHCARE			2	100%	2
LAB CORP OF AMER SAN DIEGO			2	100%	2
STATCARE URGENT AND WALK-IN			2	100%	2
ROCKEFELLER UNIVERSITY CLINICAL GENOMICS LABORATOR		2			2
Alden Terrace of McHenry			2	100%	2
RAPID MEDLAB (002M0)		2			2
BRADENTON DIALYSIS			2	100%	2
GULF COAST MEDICAL CENTER RESPIRATORY CARE			2	100%	2
DELTONA VA CBOC		2			2
PARKRIDGE MEDICAL CENTER			2	100%	2
Kroger 400 - The Little Clinic Hartley Bridge Rd		1	1	50%	2
Bedford Care Center of Hattiesburg		2			2
FRASER MEMORIAL HOSPITAL		1	1	50%	2
CITY OF NEW YORK DEPARTMENT OF HEALTH			2	100%	2
PHOEBE BERKS HEALTH CARE CENTER		2			2
DESERT SPRINGS HOSPITAL			2	100%	2
ELMHURST MEMORIAL HOSPITAL			2	100%	2
FL DEPT OF HEALTH MARION COUNTY MOBILE HEALTH UNIT			2	100%	2
NORTHSIDE FAMILY MEDICINE AND URGENT CARE (CUMMING)		2			2
PROFESSIONAL DIALYSIS CENTER			2	100%	2
PUBLIX PHARMACY #1387		2			2
GASTROENTEROLOGY ASSOCIATES			2	100%	2
CVS IN6555POCT BROWNSBURG		2			2
MEMORIAL HOSPITAL OF SOUTH BEND			2	100%	2
LONG, SARAH		1	1	50%	2
RIVIERA BEACH INTEGRATED CARE INC			2	100%	2
AHC PARIS		2			2
ADVANCED MEDICAL CARE			2	100%	2
BEREA URGENT CARE			2	100%	2
CVS OH3980POCT KENT		2			2
MANISTEE COUNTY MEDICAL CARE FACILITY		2			2
Camellia Gardens		2			2
BAPTIST HOSPITAL PRIMARY CARE GULF BREEZE			2	100%	2
Kroger 127 - The Little Clinic Lakewood-Alameda		2			2
ESCANDON DIAGNOSTIC CLINIC			2	100%	2
GREEN RIVER MEDICAL CENTER			2	100%	2
HCA HOUSTON ER 24/7			2	100%	2
NEWTON MEMORIAL HOSPITAL		2			2
KAISER SUNNYSIDE MEDICAL CTR LAB		2			2
EASTERN NIAGARA HOSPITAL		2			2
MAWD PATHOLOGY GROUP			2	100%	2
MADISON HOSPITAL LABORATORY			2	100%	2
Sanford Health & Rehabilitation			2	100%	2
ENVOY OF FORK UNION, LLC DBA ENVOY AT THE VILLAGE		2			2
THE RIM URGENT CARE			2	100%	2

COVID-19: testing by laboratory

Data through Apr 29, 2021 verified as of Apr 30, 2021 at 09:25 AM

Data in this report are provisional and subject to change.

The numbers in the table below represent the number of Florida and non-Florida residents for whom test results were received by the Department of Health. A person can be tested by more than one laboratory and can have both positive and negative results. **Therefore, the sum of the numbers in each column will be larger than the total number of people tested.**

Reporting lab	Inconclusive	Negative	Positive	Percent positive	Total
CVS MA2125POCT NATICK		1	1	50%	2
LEESBURG DIALYSIS CENTER		1	1	50%	2
ATLANTIC DIAGNOSTICS			2	100%	2
CATHOLIC HEALTH LABORATORY SERVICES		2			2
FHCP ASC - ORANGE CITY			2	100%	2
EVERYBODY'S FAMILY CLINIC		2			2
Lake Charles Healthcare LLC dba Landmark Lake Charles			2	100%	2
CIGNA GATEWAY			2	100%	2
PLAINS REGIONAL MEDICAL CENTER		2			2
VAULT MEDICAL SERVICES		1	1	50%	2
METROHEALTH SYSTEM			2	100%	2
Stillwater Healthcare		2			2
MINERS COLFAX MEDICAL CENTER		2			2
CLARKSVILLE HEALTH SYSTEM			2	100%	2
CVS AZ5892POCT LAVEEN		2			2
PUBLIX PHARMACY #1048		2			2
UWMC MONTLAKE DEPT OF LAB MED			2	100%	2
Avanti Wellness and Rehab			2	100%	2
IM&P WELLNES CENTER			2	100%	2
CHI MEMORIAL PRIMARY CARE ASSOCIATES-A		2			2
LABTOX LABORATORIES			2	100%	2
PALM COAST DIALYSIS		2			2
FHPG SURGICAL ASSOCIATES OF EAST PASCO			2	100%	2
NEMOURS CHILDRENS HORIZON WEST			2	100%	2
SHELL POINT HOME HEALTH			2	100%	2
CVS AZ5477POCT SURPRISE		2			2
WALGREENS AGUADILLA (ST 177)		2			2
AYASS BIOSCIENCE LLC			2	100%	2
ST VINCENT'S AMBULATORY CARE INC			2	100%	2
PRIMACARE MEDICAL LAKEWOOD			2	100%	2
SALEM VAMC		2			2
VA Boston HCS-West Roxbury Division		1	1	50%	2
ARCPPOINTLABS OF VIRGINIA BEACH		1	1	50%	2
SIMPLY HEALTHCARE AND WELLNESS CLINIC, PC			2	100%	2
CVS AZ9277POCT TUCSON		2			2
EXPRESS CARE OF LEESBURG			2	100%	2
HEARTLAND REGIONAL MEDICAL CENTER		1	1	50%	2
KANSAS CITY VA MEDICAL CENTER			2	100%	2
RAPID MD			2	100%	2
KIVA AT MOUNT DORA			2	100%	2
PALM BEACH DIABETES & ENDOCRINE SPECIALISTS PA			2	100%	2
CVS CT2210POCT RIVERSIDE		2			2
ADVENTHEALTH EAST ORLANDO EMPLOYEE CLINIC		2			2
SMITH NORTHVIEW HOSPITAL LAB			2	100%	2
GERM BUSTERS 911 LLC			2	100%	2
FLORIDA MEDICAL CENTER OF CLEARWATER		2			2

COVID-19: testing by laboratory

Data through Apr 29, 2021 verified as of Apr 30, 2021 at 09:25 AM

Data in this report are provisional and subject to change.

The numbers in the table below represent the number of Florida and non-Florida residents for whom test results were received by the Department of Health. A person can be tested by more than one laboratory and can have both positive and negative results. **Therefore, the sum of the numbers in each column will be larger than the total number of people tested.**

Reporting lab	Inconclusive	Negative	Positive	Percent positive	Total
NEW YORK PSYCHIATRIC INSTITUTE		2			2
441 URGENT CARE-MULBERRY			2	100%	2
BE WELL PHARMACY		2			2
Kroger 020 - The Little Clinic Wheat Ridge		2			2
RIDGEFIELD PEDIATRIC ASSOCIATES		2			2
SPRINGS MEDICAL LAB		1	1	50%	2
NATHAN LITTAUER HOSPITAL LAB		2			2
MI Nursing Restorative Center		2			2
LILY PHARMACY		2			2
MAYO CLINIC COUMADIN CLINIC LABORATORY		1	1	50%	2
MEDICAL ASSOCIATES OF BREVARD DR S VYAS			2	100%	2
SANFORD REGIONAL HOSPITAL WORTHINGTON		2			2
NEW BRIDGE MEDICAL CENTER		2			2
HAPPY KIDZ PEDIATRICS PL		1	1	50%	2
FLORIDA COMMUNITY HEALTH CENTERS, INC.			2	100%	2
RAINY LAKE MEDICAL CENTER			2	100%	2
Parkwood in the Pines		2			2
IN & OUT URGENT CARE METAIRIE			2	100%	2
SCDHEC BUREAU OF LABORATORIES			2	100%	2
WELLSTAR SPALDING REGIONAL MEDICAL CENTER		2			2
MIDWAY SPECIALTY CARE CENTER INC		2			2
SOUTHEASTERN INSTITUTE OF RESTORATIVE MEDICINE		1	1	50%	2
ADVANCED MEDICAL OF FLORIDA			2	100%	2
CVS MA38POCT CHARLTON		2			2
SUMMIT URGENT CARE PS			2	100%	2
Providence VAMC		2			2
CVS PA2296POCT MACUNGIE		2			2
PALM CITY NURSING AND REHAB CENTER			2	100%	2
Garden Care Center		2			2
LIFESPRING COMMUNITY HEALTH		2			2
MILFORD REGIONAL HOSPITAL			2	100%	2
MINUTECLINIC DIAG OF IND, LLC #6250		2			2
DEER'S HEAD CENTER		2			2
Holiday Retirement Home			2	100%	2
ATVIVO LLC		2			2
CROSTOWN PHARMACY		2			2
PALMETTO FAMILY HEALTH CENTER			2	100%	2
DRR JMC URGENT CARE DONALD ROSS			2	100%	2
FORT MYERS NORTH DIALYSIS		1	1	50%	2
Providence of Sparta Health and Rehabilitation		2			2
MAIN STREET MEDICAL CENTERS		2			2
FLORIDA MEDICAL CLINIC IM LUTZ			2	100%	2
WELL HEALTH LABS			2	100%	2
LABCORP OF AMERICA HOLDINGS		1	1	50%	2
Eagle Health and Rehabilitation		2			2
TRUE HEALTH INC			2	100%	2

COVID-19: testing by laboratory

Data through Apr 29, 2021 verified as of Apr 30, 2021 at 09:25 AM

Data in this report are provisional and subject to change.

The numbers in the table below represent the number of Florida and non-Florida residents for whom test results were received by the Department of Health. A person can be tested by more than one laboratory and can have both positive and negative results. **Therefore, the sum of the numbers in each column will be larger than the total number of people tested.**

Reporting lab	Inconclusive	Negative	Positive	Percent positive	Total
RAPID RESULT CORP LLC		1	1	50%	2
PUBLIC HEALTH LABORATORY	1		1	50%	2
CARTERSVILLE URGENT CARE		1	1	50%	2
VALUE DRUGS GREENLAWN INC		2			2
TSALI CARE CENTER		2			2
SACRED HEART HOSPITAL ON THE EMERALD			2	100%	2
Walgreens #9278		2			2
MEDEXPRESS URGENT CARE, MILLCREEK		2			2
BAPTIST HEALTHCARE - LAKEVIEW CENTER INC		2			2
BAYSHORE MEDICAL CENTER			2	100%	2
ACCESS MEDICAL GROUP OF TAMPA II, INC		2			2
CLEVELAND CLINIC IMAGING			2	100%	2
Colonial Manor Nursing and Rehabilitation Center		2			2
Village Green Health & Rehabilitation		2			2
MINUTECLINIC DIAGNOSTIC PA #7110		2			2
Kroger 477 - The Little Clinic Fort Mitchell		2			2
Jacob's Creek Nursing and Rehabilitation Center		2			2
MEDEXPRESS URGENT CARE - SPRINGDALE, S 40TH STREET		2			2
PALM WEST INTERNIST PA			2	100%	2
VALLEY MEDICAL LABORATORY			2	100%	2
MARCO ISLAND HOSPITAL INC D/B/A		1	1	50%	2
JACKSON LABORATORY OF GENOMIC MEDICINE		2			2
CVS NE5863POCT OMAHA		1	1	50%	2
FLORIDA MEDICAL CLINIC CARDIOLOGY-ZH			2	100%	2
VA CBOC			2	100%	2
DIVERSE MEDICAL CARE LLC			2	100%	2
DOCTORS MEDICAL CTR OF WALTON COUNTY			2	100%	2
PATIENT FIRST MEDICAL CENTER-CARYTOWN			2	100%	2
GENETIC ASSAYS INC			2	100%	2
MEDEXPRESS URGENT CARE - MARTINSVILLE		2			2
SANTA ROSA COUNTY HEALTH DEPARTMENT			2	100%	2
PPD CLINICAL RESEARCH UNIT			2	100%	2
MOORE CLINICAL RESEARCH INC			2	100%	2
Lynwood		2			2
NORTH SHORE HEMATOLOGY-ONCOLOGY ASSOCIATES		2			2
SWEETWATER NURSING CENTER		2			2
AVERA MEDICAL GROUP			2	100%	2
WALKONCLINIC			2	100%	2
COASTAL PEDIATRICS LLC			1	100%	1
SOUTHERN WINDS			1	100%	1
ARTESIAN HOME		1			1
HARRIS COUNTY PUBLIC HEALTH SERVICES			1	100%	1
STAMFORD HOSPITAL			1	100%	1
ICARE		1			1
Kroger 433 - The Little Clinic Atoka		1			1
Heritage Inn Health and Rehabilitation		1			1

COVID-19: testing by laboratory

Data through Apr 29, 2021 verified as of Apr 30, 2021 at 09:25 AM

Data in this report are provisional and subject to change.

The numbers in the table below represent the number of Florida and non-Florida residents for whom test results were received by the Department of Health. A person can be tested by more than one laboratory and can have both positive and negative results. **Therefore, the sum of the numbers in each column will be larger than the total number of people tested.**

Reporting lab	Inconclusive	Negative	Positive	Percent positive	Total
SIGNATURE CARE MIDLAND			1	100%	1
SOUTHWEST REGIONAL PCR LABORATORY			1	100%	1
INDIANA STATE DEPARTMENT OF HEALTH CLINIC MICROBIOLOGY		1			1
INTERNAL MEDICINE,SCOTTS VALLEY OFFICE, PALO ALTO MEDICAL FOUNDATION			1	100%	1
ROCKLEDGE HEALTH & REHABILITATION CENTER			1	100%	1
MEDLABS OF FLORIDA LLC D/B/A MEDLABS DIAGNOSTICS		1			1
INTEGRATED GENETICS SEQUENOM		1			1
NEMOURS CHILDREN'S PRIMARY CARE			1	100%	1
MERCY – NORTH IOWA			1	100%	1
CATERPILLAR INC - MIAMI DISTRIBUTION CENTER			1	100%	1
LAS PALOMAS SENIOR LIVING		1			1
BGB SUMMIT MEDICAL GROUP		1			1
CLEVELAND HEARTLAB			1	100%	1
Kroger 368 - The Little Clinic Frankfort West		1			1
WINDMOOR HEALTHCARE			1	100%	1
WESTEX URGENT CARE, PLLC			1	100%	1
EMBASSY LAKES ARTIFICIAL KIDNEY CENTER			1	100%	1
BEVERLY ADVANCED PRACTICE NURSING		1			1
Kroger 49 - The Little Clinic Wichita - 21st St.			1	100%	1
Walgreens #17445		1			1
Senior Rehab & Recovery Center at Limestone Health Facility		1			1
St. Anthonys Nursing and Rehab			1	100%	1
AML DIAGNOSTICS- ADV TESTING IN METABOLIC MEDICINE			1	100%	1
CORPUS CHRISTI MEDICAL CENTER			1	100%	1
Greene Meadows Nursing and Rehabilitation Center		1			1
DR Q PEDIATRICS			1	100%	1
JOHN MANCHIN SR HEALTH CARE CENTER		1			1
OMNI HEALTHCARE URGENT CARE			1	100%	1
WEST FLORIDA MEDICAL CENTER CLINIC			1	100%	1
WEST VIRGINIA LABORATORIES			1	100%	1
Walgreens #12695			1	100%	1
USC VERDUGO HILLS HOSPITAL			1	100%	1
NABI		1			1
FAMILY MEDICAL CLINIC KENDALL LLC			1	100%	1
AMERICAN LAB LLC		1			1
GAMMA HEALTHCARE, INC		1			1
WELLMED AT BAY AREA		1			1
NORTHSIDE FAMILY MEDICINE		1			1
BAPTIST HEALTH PRIMARY CARE AT CUTLER BAY			1	100%	1
BELMONT VILLAGE AT JOHNS CREEK		1			1
MEDICAL ASSOCIATES OF THE SHOALS		1			1
INTEGRIS SEMINOLE EMERGENCY DEPT			1	100%	1
MARTIN LUTHER KING RENAL INSTITUTE			1	100%	1
MEDICAL CITY LAS COLINAS			1	100%	1
Aspire Physical Recovery Center at Cahaba River		1			1
ALLIED PHYSICIANS GROUP		1			1

COVID-19: testing by laboratory

Data through Apr 29, 2021 verified as of Apr 30, 2021 at 09:25 AM

Data in this report are provisional and subject to change.

The numbers in the table below represent the number of Florida and non-Florida residents for whom test results were received by the Department of Health. A person can be tested by more than one laboratory and can have both positive and negative results. **Therefore, the sum of the numbers in each column will be larger than the total number of people tested.**

Reporting lab	Inconclusive	Negative	Positive	Percent positive	Total
CARSON NURSING AND REHABILITATION CENTER		1			1
DEVLIN MANOR NURSING AND REHABILITATION		1			1
ALBUQUERQUE INDIAN HEALTH CENTER		1			1
SMITH			1	100%	1
MID-FLORIDA PATHOLOGY LLC		1			1
FAIRVIEW HOSPITAL			1	100%	1
Kroger 006 - The Little Clinic Uintah Gardens		1			1
MD NOW MEDICAL CENTERS, INC			1	100%	1
ABBOTT LABORATORIES - OCCUPATIONAL HEALTH SERVICES			1	100%	1
MARYLAND DEPARTMENT OF HEALTH AND MENTAL HYGIENE			1	100%	1
GADSDEN FAMILY PRACTICE		1			1
COUNTRYSIDE PEDIATRIC CARE PA			1	100%	1
SLIDELL MEMORIAL HOSPITAL			1	100%	1
Nemours Children's Clinic-Orla			1	100%	1
WAKE FOREST MEDICAL CENTER LABORATORY			1	100%	1
BLOOMINGDALE MEDICAL ASSOC			1	100%	1
HEALTH CARPENTER PLLC		1			1
BAPTIST HEALTH EXPRESS CARE			1	100%	1
ASCENSION ST VINCENT'S - WESTSIDE			1	100%	1
OHIO VALLEY MANOR NURSING &		1			1
SETON HILL UNIVERSITY		1			1
FRESENIUS MEDICAL CARE TRADTION			1	100%	1
MT CARMEL NURSING HOME		1			1
NORTH PALM BEACH DIALYSIS CENTER			1	100%	1
VIRGINIA CVS PHARMACY, LLC DBA CVS/PHARMACY #1884		1			1
WESLEY LONG HOSPITAL			1	100%	1
IVY CREEK FAMILY CARE OF TROY			1	100%	1
DEACONESS URGENT CARE CENTER			1	100%	1
ATLANTIS VISION CENTER			1	100%	1
CONVENIENT MEDICAL AND HEALTH SERVICES			1	100%	1
PANCARE HEALTH - BRUCE			1	100%	1
Towne Manor West		1			1
WELLCARE URGENT CARE			1	100%	1
MORNINGSIDE NURSING AND REHABILITATION		1			1
ADVANCED DIALYSIS CENTER OF FORT LAUDERDALE			1	100%	1
Chesapeake Shores - Signature HealthCare LLC		1			1
SENCARE MANAGEMENT		1			1
NEXT LEVEL URGENT CARE (WOODLANDS)			1	100%	1
BIODORON LABORATORIES			1	100%	1
MISSION REGIONAL MEDICAL CENTER			1	100%	1
TIMPANOGOS REGIONAL HOSPITAL			1	100%	1
PULSE MEDICAL DOCTOTS LLC			1	100%	1
BAYLOR SCOTT & WHITE ALL SAINTS MEDICAL CENTER FT			1	100%	1
OXLEY PARK HEALTH & REHAB		1			1
Walgreens #12153		1			1
TOMAH VAMC			1	100%	1

COVID-19: testing by laboratory

Data through Apr 29, 2021 verified as of Apr 30, 2021 at 09:25 AM

Data in this report are provisional and subject to change.

The numbers in the table below represent the number of Florida and non-Florida residents for whom test results were received by the Department of Health. A person can be tested by more than one laboratory and can have both positive and negative results. **Therefore, the sum of the numbers in each column will be larger than the total number of people tested.**

Reporting lab	Inconclusive	Negative	Positive	Percent positive	Total
REELFOOT FAMILY WALK-IN CLINIC		1			1
BARRINGTON TERRACE NAPLES			1	100%	1
COURTLAND TERRACE		1			1
GENESEE COUNTY HEALTH DEPARTMENT		1			1
CVS IL7142POCT LOCKPORT		1			1
FRONT PORCH PEDIATRICS PLLC			1	100%	1
Premier Estates of Dublin, LLC		1			1
WALKIN MEDICAL URGENT CARE,NEW CITY			1	100%	1
CAH ACQUISITION COMPANY 11 LLC			1	100%	1
RYE BEACH PHARMACY INC		1			1
Greenhaven Health and Rehabilitation		1			1
THE EMORY CLINIC			1	100%	1
FLORIDA DEPARTMENT OF HEALTH PALM BEACH COUNTY			1	100%	1
ABSOLUTE HEALTHCARE			1	100%	1
APACHE HEALTH CENTER			1	100%	1
ENT AND ALLERGY ASSOCIATES, LLP		1			1
PINELLAS POINT NURSING AND REHAB CENTER			1	100%	1
GENESIS HOME HEALTH CARE SERVICES OF			1	100%	1
WELLSTREET CLAIRMONT		1			1
Pinnacle Health and Rehab at South Portland		1			1
Brown Memorial Home		1			1
EXPRESS LAB LIVINGSTON			1	100%	1
Grand Junction VAMC		1			1
CHATEAU MADELEINE - SENIOR LIVING & MEMORY CARE			1	100%	1
MEMORIAL HEALTH UNIVERSITY MEDICAL		1			1
AUBURNDALE DOCTOR TODAY			1	100%	1
RANDOLPH-MACON COLLEGE			1	100%	1
EMERY MEDICAL CENTER			1	100%	1
Encompass Health Littleton		1			1
HACKENSACK UNIVERSITY MEDICAL CENTER		1			1
DOCTORS HOSPITAL OF LAREDO			1	100%	1
CHI ST ALEXIUS TRANSITIONAL CARE UNIT		1			1
CLINICAL TRIALS OF TAMPA LLC		1			1
IMA MEDICAL CENTER OF SOUTH WEST ORLANDO			1	100%	1
LACKAWANNA HEALTH AND REHAB CENTER		1			1
Kroger 531 - The Little Clinic Waterville		1			1
MEDSTAR HEALTH URGENT CARE			1	100%	1
SUNRISE/QUAY COUNTY HEALTH CLINIC		1			1
TREASURE COAST COMMUNITY HEALTH INC			1	100%	1
CARING PROFESSIONAL HEALTH CARE LLC		1			1
STATE OF ALASKA			1	100%	1
CONVENIENT MD			1	100%	1
SUMMER PLACE NURSING & REHABILITATION		1			1
WALGREENS #12322		1			1
NAVICENT HEALTH OCONEE, LLC		1			1
Senatobia Healthcare & Rehab		1			1

COVID-19: testing by laboratory

Data through Apr 29, 2021 verified as of Apr 30, 2021 at 09:25 AM

Data in this report are provisional and subject to change.

The numbers in the table below represent the number of Florida and non-Florida residents for whom test results were received by the Department of Health. A person can be tested by more than one laboratory and can have both positive and negative results. **Therefore, the sum of the numbers in each column will be larger than the total number of people tested.**

Reporting lab	Inconclusive	Negative	Positive	Percent positive	Total
ERIE COUNTY EMERGENCY SERVICES DIV OF		1			1
EMPATH HOME HEALTH LLC			1	100%	1
Lantern Park Specialty Care		1			1
CLEVELAND CLINIC OUTPATIENT LABORATORY			1	100%	1
ADVANCED INDIVIDUALIZED MEDICINE OF NAPLES			1	100%	1
MOBILE INFIRMARY MEDICAL CENTER			1	100%	1
Heartland of Pittsburgh PA, LLC		1			1
ST JOHNS PEDIATRICS PA		1			1
OAKWOOD HOSPITAL - SOUTHSORE			1	100%	1
Peninsula Nursing and Rehabilitation Center		1			1
NORTHERN KENTUCKY HEALTH DEPARTMENT			1	100%	1
TRIHEALTH			1	100%	1
DOCTORS MEDICAL CENTER			1	100%	1
PINNACLE PAIN CENTER PS DBA LYNX HEALTHCARE		1			1
LEGACY SPECIALTY PHARMACY CORP			1	100%	1
SUNSHINE URGENT CARE			1	100%	1
Kroger 699 - The Little Clinic Smyrna		1			1
AMERICA'S ER SITE 002 LLC			1	100%	1
BORINQUEN HEALTH CENTER			1	100%	1
SIGNATURE CARE COLLEGE STATION			1	100%	1
INFANTS & CHILDREN PA			1	100%	1
Miller Health Care Center			1	100%	1
ManorCare Yeadon		1			1
Fairview			1	100%	1
C A R E S		1			1
SC-GA2018 MCCORMICK REHAB & HEALTHCARE		1			1
HARBOR HOSPITAL			1	100%	1
VALLEY VISTA CARE CENTER		1			1
SMA BEHAVIORAL HEALTH SERVICES INC		1			1
NORWOOD HEALTH CENTER		1			1
MINUTE CLINIC DIAGNOSTIC MED GRP OF CA		1			1
HEALTH NETWORK LAB			1	100%	1
CLERMONT HEALTH DEPARTMENT			1	100%	1
AURORA CONSOLIDATED LABORATORY			1	100%	1
WATERVIEW HILLS REHABILITATION AND NUR		1			1
Kroger - KR070600172		1			1
Kroger 705 - The Little Clinic Richmond		1			1
BETHESDA HEALTH PHYSICIANS GROUP		1			1
TANNER MEDICAL CENTER VILLA RICA		1			1
St. Anne Home		1			1
The Center at Centennial			1	100%	1
A.G. Rhodes		1			1
PM PEDIATRICS OF BAYSIDE, PLLC		1			1
TAYLOR COUNTY HEALTH DEPARTMENT			1	100%	1
ENCOMPASS HEALTH REHAB HOSP TOMS RIVER		1			1
SUN LABORATORY SERVICES,INC			1	100%	1

COVID-19: testing by laboratory

Data through Apr 29, 2021 verified as of Apr 30, 2021 at 09:25 AM

Data in this report are provisional and subject to change.

The numbers in the table below represent the number of Florida and non-Florida residents for whom test results were received by the Department of Health. A person can be tested by more than one laboratory and can have both positive and negative results. **Therefore, the sum of the numbers in each column will be larger than the total number of people tested.**

Reporting lab	Inconclusive	Negative	Positive	Percent positive	Total
GWINNETT MEDICAL CENTER			1	100%	1
DAUGHTERS OF SARAH NURSING CENTER		1			1
PEDIATRIC URGENT CARE CENTR OF FORT WORTH-LA GRAN			1	100%	1
SUSAN F. WILLIAMS M.D., P.A.			1	100%	1
Avantara Lake Norden		1			1
park avenue extended care		1			1
EAST LANSING OPCO		1			1
ADVANCE HEALTH AND WELLNESS SOLUTIONS			1	100%	1
HARDIN MEMORIAL HOSPITAL - HEARTLAND PATHOLOGY CONSULTANTS			1	100%	1
SANCHEZ CAZAU MEDICAL GROUP			1	100%	1
FLORIDA HEART AND VASCULAR MULTISPECIALTY GROUP PA			1	100%	1
Hillside Manor Rehabilitation and Extended Care Center		1			1
ALLEGANY COUNTY DEPARTMENT OF HEALTH		1			1
Washington County Nursing H0me			1	100%	1
ST JOSEPHS CHILDRENS HOSPITAL PEDI TRANSPORT			1	100%	1
HIGH DESERT COURT GROUP HOME			1	100%	1
Valley View Health and Rehabilitation, LLC		1			1
WMG URGENT CARE WOODSTOCK			1	100%	1
WALGREENS #5130			1	100%	1
Kroger 698 - The Little Clinic 14th Street/Bell		1			1
EAST FL CORE LAB			1	100%	1
JACKSONVILLE HEALTH & REHAB		1			1
Brookdale Southside			1	100%	1
ADVENTHEALTH MEDICAL GROUP UROLOGY AT EAST ORLANDO		1			1
OUCH URGENT CARE			1	100%	1
PELICAN STATE OUTPATIENT CENTER			1	100%	1
INFINITY HOME CARE OF PORT CHARLOTTE, LLC			1	100%	1
MARTIN HEALTH PHYSICIAN GROUP			1	100%	1
Rockcastle Health and Rehab		1			1
TMH CANCER CENTER LABORATORY			1	100%	1
GENESIS MICROBIOLOGY LAB		1			1
Jenkins Living Center		1			1
CALIFORNIA PUBLIC HEALTH LABORATORY			1	100%	1
Parkwood Healthcare Facility		1			1
GREATER TAMPA AT HOME			1	100%	1
BROOKDALE FORT MYERS LAKES PARK			1	100%	1
GEORGETOWN URGENT CARE			1	100%	1
FORT MYERS DIALYSIS		1			1
METROWEST MEDICAL CENTER - FRAMINGHAM			1	100%	1
FLORIDA EPIDEMIOLOGY PROGRAM			1	100%	1
EPIC CARE PHARMACY		1			1
ADVOCATE GOOD SAMARITAN			1	100%	1
CHILDRENS DOCTOR OF TAMPA BAY, THE			1	100%	1
WESLEY CHAPEL INTERNAL MEDICINE AND PEDIATRICS PA			1	100%	1
PROVIDENCE ST PETER HOSPITAL		1			1
GARDENS AT MAPLEWOOD			1	100%	1

COVID-19: testing by laboratory

Data through Apr 29, 2021 verified as of Apr 30, 2021 at 09:25 AM

Data in this report are provisional and subject to change.

The numbers in the table below represent the number of Florida and non-Florida residents for whom test results were received by the Department of Health. A person can be tested by more than one laboratory and can have both positive and negative results. **Therefore, the sum of the numbers in each column will be larger than the total number of people tested.**

Reporting lab	Inconclusive	Negative	Positive	Percent positive	Total
SAINT JOSEPHS HOSPITAL OF ATLANTA			1	100%	1
Holly Hill Healthcare Center			1	100%	1
San Antonio Residence and Rehabilitation Center		1			1
FAU MEMORY & WELLNESS CENTER			1	100%	1
Westminster Canterbury Richmond		1			1
STAT EMERGENCY CENTER			1	100%	1
WALGREEN#12147		1			1
CVS IL2297651CV JOLIET		1			1
JOSHUA E CHESIR MD		1			1
Bayou Vista Community Care Center			1	100%	1
JPS HEALTH CENTER AT TRUE WORTH PLACE			1	100%	1
OXY-GENLAB			1	100%	1
MORGAN STANELY HEALTH CENTER		1			1
TENNOVA ER - SANGO			1	100%	1
Glen Haven Health and Rehabilitation LLC		1			1
Ladera Center		1			1
ADVANCED URGENT CARE PLLC		1			1
Manor Care of Dallastown d/b/a ManorCare Health Services - Dallastown		1			1
DIXIE REGIONAL MEDICAL CENTER			1	100%	1
WELL KEY URGENT CARE MARYVILLE		1			1
THE TOLEDO HOSPITAL			1	100%	1
SPECTRUM LABORATORY			1	100%	1
WEST BOYNTON DIALYSIS			1	100%	1
Redwood Springs Healthcare			1	100%	1
SEPULVEDA OUTPATIENT AND NURSING HOME CARE			1	100%	1
PROGRESSIVE MEDICAL RESEARCH			1	100%	1
NORTH RIVER FAMILY HEALTH CENTER			1	100%	1
Kroger 410 - The Little Clinic Trinity		1			1
WELLSTAR KENNESAW MEDICAL CENTER		1			1
HEALTH & WELLNESS PROFESSIONALS INC			1	100%	1
Autumn Care of Suffolk		1			1
ST.ELIZABETH HEALTH CENTER	1				1
QUICKCARE HEALTH, INC			1	100%	1
ADAMS COUNTY HEALTH DEPARTMENT			1	100%	1
CDPH K-12 SCHOOL LABORATORIES (HILLSBOROUGH CITY SCHOOL DISTRICT)			1	100%	1
Jewish Senior Services		1			1
FELD ENTERTAINMENT			1	100%	1
EMORY DECATUR HOSPITAL - EMORY MEDICAL		1			1
Schoenbrunn Healthcare		1			1
BRADENTON CONVENTION CENTER			1	100%	1
TEMPLE TERRACE DIALYSIS			1	100%	1
Alden North Shore			1	100%	1
Fulton County Medical Center Long Term Care			1	100%	1
CARE STATION MEDICAL GROUP		1			1
SHP WESTCHESTER LLC		1			1
MODERN URGENT CARE			1	100%	1

COVID-19: testing by laboratory

Data through Apr 29, 2021 verified as of Apr 30, 2021 at 09:25 AM

Data in this report are provisional and subject to change.

The numbers in the table below represent the number of Florida and non-Florida residents for whom test results were received by the Department of Health. A person can be tested by more than one laboratory and can have both positive and negative results. **Therefore, the sum of the numbers in each column will be larger than the total number of people tested.**

Reporting lab	Inconclusive	Negative	Positive	Percent positive	Total
SEABROOK EMS			1	100%	1
AUTUMN HOUSE			1	100%	1
SOUTH TEXAS HEALTH SYSTEM ER - WARE ROAD			1	100%	1
COUNTY OF HAMILTON			1	100%	1
MED CHOICE CENTER OF NORTH MIAMI			1	100%	1
CHILTON MEDICAL CENTER		1			1
PHYSICIANS PREMIER ER- BASTROP			1	100%	1
SOUTHWOOD HEALTHCARE CENTER		1			1
PEACE HEALTH FAMILY MEDICINE AT 87TH AVE		1			1
MID-FLORIDA CANCER CENTERS		1			1
JACK M MATHENY II MD			1	100%	1
CHAMBREL AT PINECASTLE			1	100%	1
SOUTHWOOD NURSING & RETIREMENT CENTER		1			1
CHRISTIANA HOSPITAL		1			1
PALOMAR MEDICAL CENTER			1	100%	1
UNIVERSITY MEDICAL CENTER OF SOUTHERN NEVADA (UMCSN)			1	100%	1
GENESIS MEDICAL CENTER OF CORAL SPRINGS INC			1	100%	1
VIRGINIA UROLOGY		1			1
DIGNITY HEALTH GOHEALTH		1			1
CAREMOUNT MEDICAL PC		1			1
PARK LANE NURSING HOME		1			1
Waddell Nursing & Rehab Center		1			1
HCR-ManorCare			1	100%	1
PATIENT FIRST - CHERRY HILL		1			1
BEST CARE COMMUNITY AND FAMILY HEALTH CENTER INC			1	100%	1
NYU LANGONE AMBULATORY CARE LAKE SUCC		1			1
CVS MA1875POCT ASHLAND			1	100%	1
INHEALTH LIFE SCIENCES LLC			1	100%	1
KIDSVILLE PEDIATRICS III PA			1	100%	1
Gulf Coast health and Rehabilitation, LLC		1			1
Iosco County Medical Care Facility		1			1
GENVIEW DIAGNOSIS INC			1	100%	1
Longwood Community Living Center		1			1
IVY CREEK HEALTHCARE & WELLNESS CENTRE			1	100%	1
Biopharmaceutics Laboratory Section		1			1
Alaska Domiciliary Care for Homeless Veterans		1			1
SV MOBILE HEALTH			1	100%	1
UPMC NORTHWEST HOSPITAL			1	100%	1
Kroger 523 - The Little Clinic Dickson			1	100%	1
Mountain View Manor			1	100%	1
GOOD PEDIATRICS			1	100%	1
NORTHEAST REGIONAL MEDICAL CENTER			1	100%	1
TANNER CLINIC			1	100%	1
BEAUMONT URGENT CARE		1			1
SAINT PETE MRI			1	100%	1
WALGREENS #09456		1			1

COVID-19: testing by laboratory

Data through Apr 29, 2021 verified as of Apr 30, 2021 at 09:25 AM

Data in this report are provisional and subject to change.

The numbers in the table below represent the number of Florida and non-Florida residents for whom test results were received by the Department of Health. A person can be tested by more than one laboratory and can have both positive and negative results. **Therefore, the sum of the numbers in each column will be larger than the total number of people tested.**

Reporting lab	Inconclusive	Negative	Positive	Percent positive	Total
INDIAN RIVER SHERIFF OFFICE		1			1
SALEM HOSPITAL REGIONAL LABORATORY		1			1
MAIN STREET PHARMACY OF MARCELLUS, INC		1			1
NORTH FLORIDA CHILD DEVELOPMENT, INC			1	100%	1
MEDICAL CLINIC OF HOUSTON			1	100%	1
FORT LOUDOUN PRIMARY CARE		1			1
Keller Landing Center		1			1
PLEASANT RIDGE MANOR WEST		1			1
ST. LUKES HOSPITAL			1	100%	1
NEW MILFORD HOSPITAL			1	100%	1
THE GROVE HEALTH AND REHAB			1	100%	1
SPRINGBROOK HOSPITAL			1	100%	1
PALM BREEZE DIALYSIS			1	100%	1
CONSOLIDATED			1	100%	1
TOMAH HEALTH			1	100%	1
FIRSTCARE MEDICAL CENTER			1	100%	1
BROWARD MEDICAL LAB			1	100%	1
THE INTERNAL MEDICAL GROUP		1			1
FIU HEALTH CARE CENTER			1	100%	1
URGENT 202 COX CREEK PKWY		1			1
DW MCMILLAN MEMORIAL HOSPITAL LABORATORY			1	100%	1
Vista Park			1	100%	1
MEDONE URGENT CARE			1	100%	1
PHYSICIAN ASSOCIATES, LLC			1	100%	1
Ash Flat Healthcare and Rehabilitation Center			1	100%	1
COLLINS NURSING HOME		1			1
KETAMINE HEALTH CENTERS OF WEST PALM BEACH LLC		1			1
INTERIM HHA OF ST AUGUSTINE INC		1			1
SEGAL INSTITUTE FOR CLINICAL RESEARCH INC			1	100%	1
EAGLE COUNTY HEALTH AND HUMAN SERVICES			1	100%	1
Court House Center		1			1
LIFE CARE CENTER OF HILTON HEAD		1			1
JUPITER MEDICAL CENTER INC			1	100%	1
EXPRESS CARE OF OCALA			1	100%	1
HARDVARD VANGUARD MEDICAL ASSOCIATES - NEEDHAM			1	100%	1
EVANS FAMILY CARE PA			1	100%	1
ECHCS - Jewell Clinic		1			1
SCHUYLER HOSPITAL		1			1
WINNIFRED ASSISTED LIVING FACILITY INC		1			1
BOCA RATON REGIONAL HOSPITAL		1			1
MARYLAND DEPARTMENT OF HEALTH AND MENTAL HYGIENE-LABORATORIES			1	100%	1
PRIORITY CARE LLC			1	100%	1
TWIN			1	100%	1
CAREATC - WISCONSIN PIPE-FITTERS			1	100%	1
NOORANI MEDICAL CENTER LLC			1	100%	1
ISSAM ALBANNA MD PA			1	100%	1

COVID-19: testing by laboratory

Data through Apr 29, 2021 verified as of Apr 30, 2021 at 09:25 AM

Data in this report are provisional and subject to change.

The numbers in the table below represent the number of Florida and non-Florida residents for whom test results were received by the Department of Health. A person can be tested by more than one laboratory and can have both positive and negative results. **Therefore, the sum of the numbers in each column will be larger than the total number of people tested.**

Reporting lab	Inconclusive	Negative	Positive	Percent positive	Total
GENEVA FAMILY HEALTH			1	100%	1
TAMPA FAMILY HEALTH CENTERS			1	100%	1
BLESSINGS MEDICAL CLINIC, THE			1	100%	1
BEACH CARE PLLC			1	100%	1
VA Central California HCS		1			1
HUNTERS CREEK MEDICAL ASSOCIATES PA		1			1
TMH URGENT CARE CENTER			1	100%	1
Newton Wellesley Center for Alzheimer's Care		1			1
MOUNT SINAI MEDICAL CENTER OF FLORIDA INC			1	100%	1
LABTEST LLC LABTEST DIAGNOSTICS			1	100%	1
Victory Health and Rehabilitation			1	100%	1
MIL LAKE HEALTHCARE CENTER INC PEDIATRICS			1	100%	1
Melbourne Terrace Rehabilitation Center			1	100%	1
MOUNTAINVIEW URGENT CARE VALLEY		1			1
NORWALK HOSPITAL			1	100%	1
MED-LAKE LABORATORY			1	100%	1
ADVENTHEALTH WOUND CARE CENTER			1	100%	1
QC LABORATORY			1	100%	1
PEACHEALTH LABORATORIES		1			1
BAYFRONT HEAL WOUND CARE AND HYPERBARIC CENTER			1	100%	1
REDMOND REGIONAL MEDICAL CENTER			1	100%	1
COMMONWEALTH OF VIRGINIA DIVISION OF CONSOLIDATED LABORATORY SERVICES			1	100%	1
IRA FIALKO DO			1	100%	1
SHAMRA MEDICAL LABORATORY			1	100%	1
OAKVIEW INC		1			1
BROOKSVILLE REGIONAL HOSP PATIENT CARE SERVICES			1	100%	1
Davie Nursing & Rehabilitation Center		1			1
SKY RIDGE MEDICAL CENTER - MICRO			1	100%	1
PHYSICIANS URGENT CARE			1	100%	1
JACKSON GENERAL HOSPITAL			1	100%	1
DOYLESTOWN HOSPITAL			1	100%	1
BERKSHIRE MEDICAL CENTER			1	100%	1
CAROLINA BAY HEALTHCARE CTR OF WILMING		1			1
PREMIUM HOME HEALTH CARE INC			1	100%	1
CLUB HEALTH AND REHABILITATION CENTER, THE		1			1
SHANDSCAIR FLIGHT PROGRAM			1	100%	1
SANDPIPER CLUSTER		1			1
ABRAZO WEST CAMPUS			1	100%	1
LIFELINK FOUNDATION INC D/B/A			1	100%	1
NULL			1	100%	1
SEATTLE-KING COUNTY			1	100%	1
MED FIRST IMMEDIATE CARE AND FAMILY PRACTICE			1	100%	1
Ramsey Village		1			1
BAYSHORE DIALYSIS			1	100%	1
ST MARY'S OF SAGINAW		1			1
FAST TEST NOW		1			1

COVID-19: testing by laboratory

Data through Apr 29, 2021 verified as of Apr 30, 2021 at 09:25 AM

Data in this report are provisional and subject to change.

The numbers in the table below represent the number of Florida and non-Florida residents for whom test results were received by the Department of Health. A person can be tested by more than one laboratory and can have both positive and negative results. **Therefore, the sum of the numbers in each column will be larger than the total number of people tested.**

Reporting lab	Inconclusive	Negative	Positive	Percent positive	Total
FAMILY PHYSICIANS OF WINTER PARK, INC			1	100%	1
ANMED HEALTH MEDICAL CENTER			1	100%	1
BEAUMONT HOSPITAL, GROSSE POINTE			1	100%	1
Elm Crest Senior Living Community		1			1
SOMA MEDICAL CENTER PA #2			1	100%	1
Chateau Living Center			1	100%	1
BOYKIN		1			1
Casa Real Center		1			1
Erie VAMC		1			1
CACERES SPECIALIZED GYNECOLOGY		1			1
Rehab Select of Talladega		1			1
MORSELIFE HOME CARE INC			1	100%	1
ATRIA TAMARAC			1	100%	1
CAPE FEAR VALLEY MEDICAL CENTER			1	100%	1
WELLINGTON PHYSICIANS URGENT CARE AT PALOMINO			1	100%	1
Kroger 444 - The Little Clinic Dent		1			1
Community Care Center of Heritage House, LLC			1	100%	1
CONTINENTAL HOME HEALTH CARE INC			1	100%	1
MBMG OF WINTER HAVEN			1	100%	1
WALMART PHARMACY 10-4554		1			1
Kroger 541 - The Little Clinic Long Hollow Pike		1			1
ALVERNIA UNIVERSITY HEALTH AND WELLNESS CENTER		1			1
LabCorp L#09258295 M#09258285			1	100%	1
Metairie Healthcare Center			1	100%	1
URGENT DOC -NACOGODOCHES CLINIC			1	100%	1
GREYSTONE HOME HEALTH OF GREATER ORLANDO LLC		1			1
WILLOWBROOKE COURT AT MATTHEWS GLEN		1			1
Crowne Health Care of Eufaula		1			1
Walgreens #3049		1			1
SARHA DOCTORS CENTER			1	100%	1
Crisp Regional Nursing and Rehab Center		1			1
ARLINGTON ADULT RESIDENTIAL FACILITY, INC			1	100%	1
FAMILY PRACTICE OF CENTRAL FLORIDA PA			1	100%	1
Brattleboro Crossings LLC dba Pine Heights at Brattleboro		1			1
NEMOURS CHILDREN HOSPITAL			1	100%	1
WHEATON FRANCISCAN LABORATORY			1	100%	1
MEMORIAL HOSPITAL LOS BANOS			1	100%	1
PIEDMONT NEWTON HOSPITAL		1			1
PHYSICIANS IMMEDIATE CARE CHICAGO			1	100%	1
BAPTIST MEDICAL PLAZA AT WESTCHESTER			1	100%	1
CHC			1	100%	1
CARLTON SHORES HEALTH AND REHABILITATION CENTER			1	100%	1
GRANITE FALLS LTC, LLC		1			1
TFH HOME HEALTH INC			1	100%	1
PACIFICA CARE PLLC			1	100%	1
BASCOM PALMER-MICRO LAB			1	100%	1

COVID-19: testing by laboratory

Data through Apr 29, 2021 verified as of Apr 30, 2021 at 09:25 AM

Data in this report are provisional and subject to change.

The numbers in the table below represent the number of Florida and non-Florida residents for whom test results were received by the Department of Health. A person can be tested by more than one laboratory and can have both positive and negative results. **Therefore, the sum of the numbers in each column will be larger than the total number of people tested.**

Reporting lab	Inconclusive	Negative	Positive	Percent positive	Total
MISSISSIPPI VALLEY REGIONAL BLOOD CENTER			1	100%	1
ARNOLD PALMER HOSPITAL LAB POCT		1			1
Walgreens #9620		1			1
LIBERTY URGENT CARE			1	100%	1
WASHINGTON SOLDIERS HOME AND COLONY		1			1
HEARTLAND OF ZEPHYRHILLS FL, LLC			1	100%	1
RADIANCE HEALTH RX		1			1
PINECREST MANOR		1			1
MEDEXPRESS URGENT CARE - JACKSON		1			1
MT VIEW			1	100%	1
MEDICAL UNIVERSITY OF SOUTH CAROLINA			1	100%	1
Hinesville VA Clinic		1			1
ALLEGHENY COUNTY HEALTH DEPARTMENT - PUBLIC HEALTH LABORATORY			1	100%	1
HATLEY HEALTH CARE, INC		1			1
FAITH FAMILY PRACTICE			1	100%	1
FRESENIUS KIDNEY CARE OF CLERMONT WEST			1	100%	1
HOLMES FAMILY PRACTICE PA			1	100%	1
ADVANCE CARDIOVASCULAR IMAGING, INC			1	100%	1
SPECTRUM LUDINGTON			1	100%	1
CHILDREN'S CLINIC			1	100%	1
DESTIN SURGERY CENTER LTD		1			1
Williamstown Commons			1	100%	1
PATHLAB SERVICES			1	100%	1
MEDHEALTH CLINICAL INC			1	100%	1
SPRINGFIELD HOSPITAL			1	100%	1
MEA PRIMARY CARE PLUS BYRAM			1	100%	1
EMERGENCY CARE SERVICES LAB AT JFK MEDICAL CENTER			1	100%	1
VERIFY LABS			1	100%	1
NORTH BREVARD CHILDRENS MEDICAL CENTER			1	100%	1
WARREN GENERAL HOSPITAL			1	100%	1
ACCESS HEALTH CARE PHYSICIANS, LLC		1			1
ANDERSON NURSING CENTER			1	100%	1
Walgreens #10988		1			1
ELATION HEALTH		1			1
MARION GENERAL HOSPITAL			1	100%	1
APPLECARE URGENT CARE			1	100%	1
HOLYCROSS URGENT CARE AND IMAGING CENTER		1			1
BAYSTATE REFERENCE LABORATORY			1	100%	1
CARE ADVANTAGE			1	100%	1
Medilodge of Kalamazoo		1			1
APPLECARE URGENT CARE KINGSLAND			1	100%	1
INTERIM HEALTHCARE OF PALM COAST			1	100%	1
Eddy Memorial Geriatric Center		1			1
PROGRESSIVE MEDICAL LAB LLC			1	100%	1
PSL JAX BEACH OPERATIONS LLC			1	100%	1
CLINIC OF PLANT CITY, THE		1			1

COVID-19: testing by laboratory

Data through Apr 29, 2021 verified as of Apr 30, 2021 at 09:25 AM

Data in this report are provisional and subject to change.

The numbers in the table below represent the number of Florida and non-Florida residents for whom test results were received by the Department of Health. A person can be tested by more than one laboratory and can have both positive and negative results. **Therefore, the sum of the numbers in each column will be larger than the total number of people tested.**

Reporting lab	Inconclusive	Negative	Positive	Percent positive	Total
WYTHE CNTY COMMUNITY HOSP LABORATORY			1	100%	1
CARDIAC AND VASCULAR CONSULTANTS MD PA		1			1
LADY OF THE SEA HOSPITAL LAB			1	100%	1
RIVERTON CBOC			1	100%	1
TUNIS STREET GROUP HOME		1			1
LAURELS OF ATHENS, THE		1			1
CORPORATION OF AMERICA		1			1
CONEY ISLAND HOSP			1	100%	1
SARASOTA MEMORIAL HOSPITAL		1			1
Oakview Manor Health and Rehab		1			1
HANCOCK REGIONAL HOSPITAL		1			1
MEDEX CLINIC LLC			1	100%	1
PEDIATRIC ASSOCIATES - JACKSONVILLE			1	100%	1
WALGREENS #05432		1			1
View Ridge Care Center		1			1
IDAHO HEALTH DEPARTMENT			1	100%	1
HALIFAX FAMILY HEALTH CENTER			1	100%	1
USA Healthcare LTC, LLC - Folsom Center for Rehabilitation & Healthca		1			1
D'YOUVILLE SCHOOL OF PHARMACY		1			1
EH FARGO HOSPITAL LABORATORY			1	100%	1
Errera Community Care Center		1			1
MYLAN-SOUTH POINT PA		1			1
CVS OH3481POCT MARYSVILLE		1			1
BROOKSVILLE REGIONAL HOSPITAL			1	100%	1
SEMA4			1	100%	1
ABRAKIDABRA KIDS CLINIC			1	100%	1
FAMILY HEALTHCARE SERVICES			1	100%	1
SEASONS HOSPICE AND PALLIATIVE CARE OF			1	100%	1
ANSWERS RESOURCE FACILITY		1			1
PANCARE HEALTH - NORTHSIDE ELEMENTARY			1	100%	1
HUNTSVILLE HOSPITAL			1	100%	1
OHIOHEALTH URGENT CARE			1	100%	1
FAMILY MEDICAL CENTER OF HOLLYWOOD PA			1	100%	1
UNIVERSITY OF MIAMI - LENNAR CENTER			1	100%	1
REGIONAL MEDICAL CENTER			1	100%	1
INNOVATIVE HEALTH DIAGNOSTIC OF CALIFORNIA			1	100%	1
INTERIM HEALTHCARE			1	100%	1
Traymore Nursing Center		1			1
MINUTECLINIC DIAGNOSTIC OF TN PC #6437		1			1
SOPHIA MEDICAL ASSOCIATES, PC			1	100%	1
Waters of Covington		1			1
PINNACLE DIALYSIS		1			1
TILE PHARMACY		1			1
VillageCare Rehabilitation and Nursing Center		1			1
MARTIN MEMORIAL MEDICENTER			1	100%	1
SAINT AGNES HOSPITAL			1	100%	1

COVID-19: testing by laboratory

Data through Apr 29, 2021 verified as of Apr 30, 2021 at 09:25 AM

Data in this report are provisional and subject to change.

The numbers in the table below represent the number of Florida and non-Florida residents for whom test results were received by the Department of Health. A person can be tested by more than one laboratory and can have both positive and negative results. **Therefore, the sum of the numbers in each column will be larger than the total number of people tested.**

Reporting lab	Inconclusive	Negative	Positive	Percent positive	Total
LOUIS STOKES CLEVELAND VA MEDICAL CENTER			1	100%	1
AMBULATORY CARE CLINIC, LLC			1	100%	1
FIT4LIFE MEDICAL CENTER			1	100%	1
DAYTONA BEACH CENTRA CARE			1	100%	1
Kroger 126 - The Little Clinic Cottonwood		1			1
NORTHWEST FLORIDA SPECIALTY PHYSICIANS LLC		1			1
WESTMINSTER COLLEGE		1			1
Kroger 569 - The Little Clinic Gallatin		1			1
WORKCARE, INC GLOBALFOUNDRIES			1	100%	1
Kroger - KRO01100688			1	100%	1
ORMOND PEDIATRICS PA			1	100%	1
BRIGHAM YOUNG UNIV STUDENT HEALTH CTR			1	100%	1
AIRPORT MEDICAL SOLUTIONS ORLANDO			1	100%	1
SOUTHERN OHIO MEDICAL CENTER			1	100%	1
SOUTHEASTERN HEALTH FACILITES, INC		1			1
LEE HEALTH KIDS URGENT CARE		1			1
VICTORIA PAIN AND REHABILITATION CENTER			1	100%	1
ALL AMERICAN FAMILY AND GERIATRIC CARE			1	100%	1
US PUBLIC HEALTH SERVICE HOSPITAL			1	100%	1
PUBLIX PHARMACY #0332		1			1
SISTERS MISSION			1	100%	1
TITUSVILLE TOWERS ASSISTED LIVING		1			1
OMNICARE PHARMACY OF TEXAS 1, LP		1			1
LAKEWOOD RANCH URGENT CARE PA			1	100%	1
SAMSON MEDICAL CLINIC			1	100%	1
HONEY BROOK MED INVESTORS LTD/DBA		1			1
NEW ERA HEALTH CENTER INC		1			1
SOUTHWEST ORLANDO FAMILY MEDICINE, PL			1	100%	1
MAHONEY PEDIATRICS PA			1	100%	1
SAINT ALPHONSUS REGIONAL MEDICAL CENTER			1	100%	1
WALGREENS #01456		1			1
HUDSON REGIONAL HOSPITAL			1	100%	1
LABORATORY COPORATION OF AMERICA			1	100%	1
CLINICAL PATHOLOGY LABORATORIES SOUTHEAST INC			1	100%	1
BRIDGEWAY CENTER INC			1	100%	1
BARTLE'S PHARMACY INC			1	100%	1
SHERIDAN VAMC		1			1
AMBRY GENETICS CORP	1				1
WELLSTREET SMYNA URGENT CARE		1			1
AMALIA'S COMMUNITY CLINIC, CORP			1	100%	1
MEDEXPRESS URGENT CARE - LEOMINSTER		1			1
LIFECARE MEDICAL CENTER			1	100%	1
Brio of Johnston		1			1
PROVIDENCE ST. PATRICK HOSPITAL			1	100%	1
Cerentry Senior Care-White Bear Lake		1			1
ELEMENTS PHARMACY			1	100%	1

COVID-19: testing by laboratory

Data through Apr 29, 2021 verified as of Apr 30, 2021 at 09:25 AM

Data in this report are provisional and subject to change.

The numbers in the table below represent the number of Florida and non-Florida residents for whom test results were received by the Department of Health. A person can be tested by more than one laboratory and can have both positive and negative results. **Therefore, the sum of the numbers in each column will be larger than the total number of people tested.**

Reporting lab	Inconclusive	Negative	Positive	Percent positive	Total
ACCESS TOTAL CARE			1	100%	1
MRMC LAB MICRO			1	100%	1
LANCASHIRE HALL NURSING AND REHABILITATION CENTER		1			1
SUMMERLIN MEDICAL CENTRE			1	100%	1
Kroger 618 - The Little Clinic Trail Creek Village		1			1
US LABORATORIES			1	100%	1
Raleigh Center (WV)			1	100%	1
ALTAMONTE SPRINGS WALK IN MED CENTER			1	100%	1
BRISTOL REGINAL MEDICAL CENTER			1	100%	1
LAKE VIEW COURT		1			1
CASA DE ORO CARE AND REHABILITATION CE		1			1
Altenheim Senior Living		1			1
SILVER SPRINGS SHORES DIALYSIS			1	100%	1
MEDCARE-GARNERS FERRY			1	100%	1
JOHN PETER SMITH HOSPITAL- OB TRIAGE			1	100%	1
KEY WEST BRANCH MEDICAL CLINIC			1	100%	1
SPECIALTY MOLECULAR - DENVER			1	100%	1
SEVEN HILLS HEALTHCARE GROUP LLC DBA		1			1
ASHLEY PEDIATRICS DAY & NIGHT CLINIC			1	100%	1
SMYTH COUNTY COMMUNITY HOSPITAL LABORATORY			1	100%	1
HEALTH GUAGE			1	100%	1
MEMORIAL SATILLA HEALTH			1	100%	1
PUBLIX PHARMACY #1122		1			1
STAYING HEALTHY MEDICAL SERVICES			1	100%	1
MERCY HOME		1			1
VIVIAN SIMMONS FAMILY PRACTICE			1	100%	1
Kempsville Health and Rehab Center		1			1
KELLY			1	100%	1
OASIS FAMILY RESORT IN THE SPRINGS LLC		1			1
UNIVERSITY OF NORTH CAROLINA HOSPITALS			1	100%	1
Bolingreen Health and Rehabilitation		1			1
NORTH WEST FLORIDA DIAGNOSTIC ENOCRINOLOGY CLINIC			1	100%	1
PATEL MINESH		1			1
WALGREENS #05150		1			1
Walgreens #19461		1			1
MEDICAL ASSOCIATES OF PINELLAS - LAB			1	100%	1
ADVENT HEALTH MEDICAL GROUP AT PINELLAS PARK			1	100%	1
VIP STARNETWORK		1			1
Kroger 367 - The Little Clinic Walton		1			1
CELEBRATION FAMILY PHYSICIANS LLC			1	100%	1
RIVERSIDE REGIONAL MED CENTER			1	100%	1
MIAMI CHILDRENS HOSPITAL MIDTOWN OUTPATIENT CENTER			1	100%	1
CVS TX7824POCT GARLAND		1			1
CENTER AT WATERFRONT		1			1
COASTAL MANOR		1			1
CLARKSVILLE MANOR INC		1			1

COVID-19: testing by laboratory

Data through Apr 29, 2021 verified as of Apr 30, 2021 at 09:25 AM

Data in this report are provisional and subject to change.

The numbers in the table below represent the number of Florida and non-Florida residents for whom test results were received by the Department of Health. A person can be tested by more than one laboratory and can have both positive and negative results. **Therefore, the sum of the numbers in each column will be larger than the total number of people tested.**

Reporting lab	Inconclusive	Negative	Positive	Percent positive	Total
TILLAMOOK COUNTY GENERAL HOSPITAL LAB		1			1
Life Care Center of Auburn		1			1
Villa Maria			1	100%	1
METHODISM MIDLOTHIAN MEDICAL CENTER			1	100%	1
NHC HEALTH CARE CENTER		1			1
THYROID SPECIALTY LABORATORY			1	100%	1
NEW ULM MEDICAL CENTER			1	100%	1
YOUR GOOD HEALTH MEDICAL GROUP PA			1	100%	1
MORELL			1	100%	1
YOUR KIDS URGENT CARE			1	100%	1
CORVALLIS CLINIC PC LAB		1			1
WEST FLORIDA MEDICAL ASSOCIATES PA			1	100%	1
CLIFTON-FINE HOSPITAL LABORATORY		1			1
Walgreens #5421		1			1
TRIPLE O RESEARCH INSTITUTE PA			1	100%	1
HEARTLAND PHARMACY SEBRING			1	100%	1
LAKE CHELAN COMMUNITY HOSPITAL		1			1
CARE CONNECTIONS AT HOME LLC			1	100%	1
THE BRENNITY AT TRADITION			1	100%	1
IC LABS			1	100%	1
NORTH CAROLINA STATE LABORATORY OF PUBLIC HEALTH, SPECTRUM LAB NETWORK			1	100%	1
RENEGADEXBIO, PBC	1				1
PENNY PEDIATRICS		1			1
NHSN_AIMS		1			1
MEDICAL CENTER OF TRINITY - MOB		1			1
BACON COUNTY HOSPITAL		1			1
Walgreens #9121		1			1
BROOKDALE WEST PALM BEACH			1	100%	1
MEMORIAL MEDICAL CENTER			1	100%	1
ORAL & FACIAL SURGERY			1	100%	1
CARENOW URGENT CARE - SPRING			1	100%	1
FLORIDA HOSPITAL TRANSPLANT CENTER		1			1
CVS CA8872POCT ALISO VIEJO		1			1
PHOENIX MEDICAL CLINIC			1	100%	1
LIBERTY COMMONS NURSING AND REHABILITA		1			1
IZ MEDICAL		1			1
PRESTIGE ER			1	100%	1
PEDIATRIC PARTNERS OF ZEPHYRHILLS PA			1	100%	1
CVS PA2867POCT FOLSOM		1			1
HOME AIDE SVC OF EASTERN NY INC D/B/A		1			1
West Bay of Tampa Center			1	100%	1
JET MEDICAL CENTER			1	100%	1
UNITED PHYSICIAN GROUP FAMILY MEDICINE OF HAMPTON		1			1
Good Samaritan Society-Atkinson		1			1
LABONE		1			1
SINAI URGENT CARE FORT WORTH, LLC			1	100%	1

COVID-19: testing by laboratory

Data through Apr 29, 2021 verified as of Apr 30, 2021 at 09:25 AM

Data in this report are provisional and subject to change.

The numbers in the table below represent the number of Florida and non-Florida residents for whom test results were received by the Department of Health. A person can be tested by more than one laboratory and can have both positive and negative results. **Therefore, the sum of the numbers in each column will be larger than the total number of people tested.**

Reporting lab	Inconclusive	Negative	Positive	Percent positive	Total
STEELFUSION CLINICAL TOXICOLOGY LABS			1	100%	1
TMH PHYSICIAN PARTNERS WAKULLA			1	100%	1
PACE UNIVERSITY HEALTH CARE		1			1
PEDIATRIC SPECIALTY CLINIC COLLIER			1	100%	1
FAMILY MEDICAL CENTERS			1	100%	1
RIVERSIDE COUNTY PUBLIC HEALTH LABORATORY			1	100%	1
INDIGO PALMS			1	100%	1
Masonic Medical Research Institute			1	100%	1
CFHC - FROSTPROOF			1	100%	1
GULF BREEZE TREATMENT CENTER, LLC			1	100%	1
PREVENTIVE CARDIOLOGY AND INTERNAL MEDICINE ASSOCI			1	100%	1
LAB. CORP. OF AMERICA			1	100%	1
Kroger 527 - The Little Clinic Hwy 70 S.		1			1
EAST END PEDIATRICS		1			1
GPI MEDICAL CENTER, INC			1	100%	1
Accordius Health at Gastonia			1	100%	1
TITAN GENOMICS, LLC			1	100%	1
HOLYOKE MEDICAL CENTER			1	100%	1
BAPTIST HEALTH ASI			1	100%	1
BLUE RIDGE URGENT CARE MORGANTON			1	100%	1
CARENOW URGENT CARE-HENDERSONVILLE		1			1
EMERALD HEALTH CARE		1			1
MID-SOUTH URGENT CARE, PLLC			1	100%	1
JOHN HOPKINS WELLNESS CENTER PEPSICO			1	100%	1
PARKWAY REGIONAL MEDICAL CENTER LAB			1	100%	1
BAPTIST MEDICAL PLAZA AT MIAMI LAKES DIAGNOSTICS			1	100%	1
INTERNAL MEDICINE GROUP OF WINTER HAVEN PA		1			1
MEDEXPRESS WELL - OLDSMAR			1	100%	1
Dugan Memorial Home		1			1
CARESPOT - WELLINGTON			1	100%	1
UCSD MICROBIOLOGY LABORATORY			1	100%	1
ANDREWS			1	100%	1
Kroger 539 - The Little Clinic Memorial Blvd.		1			1
WALGREENS #12624		1			1
MARYWOOD HEIGHTS		1			1
CLINTON DRUG STORE		1			1
TRANSCEND PERFORMANCE AND LIFESTYLE INSTITUTE			1	100%	1
CLINICAL LABORATORY DEPARTMENT			1	100%	1
Central Alabama Veterans HCS - East Campus		1			1
Advanced Health Care of St. George		1			1
Lopatcong Center		1			1
NEW YORK PRESBYTERIAN HOSPITAL			1	100%	1
Kingston of Ashland		1			1
Diversicare of Eupora		1			1
CAN COMMUNITY HEALTH NORTH MIAMI, FL		1			1
Sarah A. Todd Memorial Home		1			1

COVID-19: testing by laboratory

Data through Apr 29, 2021 verified as of Apr 30, 2021 at 09:25 AM

Data in this report are provisional and subject to change.

The numbers in the table below represent the number of Florida and non-Florida residents for whom test results were received by the Department of Health. A person can be tested by more than one laboratory and can have both positive and negative results. **Therefore, the sum of the numbers in each column will be larger than the total number of people tested.**

Reporting lab	Inconclusive	Negative	Positive	Percent positive	Total
MALUHIA		1			1
Trucare Living Centers - Columbus		1			1
ADVENTHEALTH DURAND			1	100%	1
PUBLIX PHARMACY #1488		1			1
WELLPATH			1	100%	1
MERCY GENERAL HOSPITAL			1	100%	1
ALTA BATES SUMMIT MEDICAL CENTER CLINICAL LAB			1	100%	1
MANHATTAN COLLEGE HEALTH SERVICES		1			1
PALM BEACH PEDIATRIC UROLOGY			1	100%	1
WATERSIDE HEALTH & REHAB CENTER, LLC		1			1
Oak Hill Health & Rehabilitation Center			1	100%	1
MEMPHIS URGENT CARE #2, LLC			1	100%	1
PALMA CEIA MED GROUP-SWANN		1			1
Stonespring Transitional Care		1			1
CRYSTAL RIVER FIRE DEPARTMENT			1	100%	1
CAREATC - PALM HARBOR			1	100%	1
THOMAS HOSPITAL			1	100%	1
CORE OCCUPATIONAL MEDICINE			1	100%	1
PASCO COUNTY HEALTH DEPARTMENT			1	100%	1
PHOENIX PROGRAMS OF FLORIDA INC		1			1
ESOTERIC LAB			1	100%	1
UNIVERSITY OF MIAMI PRIMARY CARE SITE UMHC 3039			1	100%	1
MEDEXPRESS URGENT CARE - LAWTON		1			1
TALLAHASSEE DIALYSIS		1			1
LIFESPAN HEALTH - SELMER		1			1
Medilodge of Midland		1			1
PROVIDENCE HOSPITAL			1	100%	1
REHABILITATION CENTER OF ALBUQUERQUE		1			1
NEMOURS CHILDRENS URGENT CARE			1	100%	1
SUNY AT STONY BROOK			1	100%	1
PUBLIC HEALTH LABORATORIES			1	100%	1
SWIFT CREEK HEALTH CENTER AT THE TEMPL		1			1
PENROSE HOSPITAL			1	100%	1
Riverside Nursing & Rehabilitation Center		1			1
CLINICAL MICROBIOLOGY LAB FAIRVIEW UNIVERSITY HOSPITAL			1	100%	1
MED LAB SERVICES, LLC			1	100%	1
DORA HOME CARE			1	100%	1
CVS MI22230CV WAYNE COUNTY COMMUNITY COLLEGE			1	100%	1
J F K PEDIATRICS			1	100%	1
REDMOND URGENT CARE			1	100%	1
BIOLOGICAL AND CHEMICAL EMERGENCIES LABORATORY			1	100%	1
ADVANCE GASTROENTEROLOGY			1	100%	1
CHILDRENS HEALTHCARE CTE OF NORTHERN		1			1
WALGREENS #06025		1			1
KIOSK MEDICINE KENTUCKY LLC		1			1
CHILDREN'S AT CHAMBLEE BROOKHAVEN URGE		1			1

COVID-19: testing by laboratory

Data through Apr 29, 2021 verified as of Apr 30, 2021 at 09:25 AM

Data in this report are provisional and subject to change.

The numbers in the table below represent the number of Florida and non-Florida residents for whom test results were received by the Department of Health. A person can be tested by more than one laboratory and can have both positive and negative results. **Therefore, the sum of the numbers in each column will be larger than the total number of people tested.**

Reporting lab	Inconclusive	Negative	Positive	Percent positive	Total
Kroger 805 - The Little Clinic Lewis Center		1			1
PRECISE PATHOLOGY ASSOCIATES PLLC			1	100%	1
Northern Nevada State Veterans Home		1			1
MEDICAL EXAMINERS OFFICE, LEESBURG			1	100%	1
PHYSICIANS LAB INC			1	100%	1
MCR HEALTH MEDICAL EXPRESS			1	100%	1
SOMA MEDICAL CENTER PA #4			1	100%	1
Central Alabama Veterans HCS - West Campus		1			1
DUKE UNIVERSITY MEDICAL CENTER			1	100%	1
Parkside Manor		1			1
SIGNATURE HEALTHCARE OF BUCKHEAD		1			1
ADVENTHEALTH HOME CARE WATERMAN			1	100%	1
EVENTIDE LUTHERAN HOME		1			1
PATIENT FIRST - HAMILTON		1			1
American Fork Care Center dba Heritage Care Center		1			1
MEDEXPRESS URGENT CARE - MT EPHRAIM		1			1
NATIONAL GENETIC INSTITUTE			1	100%	1
CONNECTICUT PEDIATRICS @ CHC		1			1
COLLIER BLVD HMA PHYSICIANS MANAGEMENT LLC			1	100%	1
SHAW MEDICAL GROUP LLC			1	100%	1
Diversicare of Ripley		1			1
MEDICAL LIFE-INC GUIDEWELL EMERGENCY MEDICINE			1	100%	1
BOCA CIEGA CENTER			1	100%	1
ALL CHILDRENS PEDIATRIC CLINIC			1	100%	1
ASSOCIATESMD			1	100%	1
Kroger 588 - The Little Clinic Thompsons Station		1			1
Rosa Coplon Jewish Home and Infirmary		1			1
NOVANT HEALTH PRINCE WILLIAM WELLNESS CENTER			1	100%	1
BAPTIST HOSPITAL EAST			1	100%	1
APC HEALTH LLC			1	100%	1
OCEAN PEDIATRIC CARE			1	100%	1
KIDZ FAMILY CARE			1	100%	1
St. Catherine's manor of Findlay		1			1
LANGLEY DIALYSIS			1	100%	1
AESTHETIC PHYSICIANS PC			1	100%	1
Remarkable Healthcare Dallas			1	100%	1
DSL TENANT II LLC			1	100%	1
HIGHLANDS CLINICAL LABORATORY			1	100%	1
MEMORIAL HERMANN OCCUPATIONAL HEALTH			1	100%	1
BAPTIST HEALTH SURGERY CENTER			1	100%	1
AHC Dyersburg		1			1
Quince Nursing and Rehabilitation Center		1			1
VIP FAMILY PRACTICE			1	100%	1
YUMA REGIONAL MEDICAL CENTER			1	100%	1
Good Shepherd Fairview Home, Inc.		1			1
CARE CENTER OF LAKE PLACID			1	100%	1

COVID-19: testing by laboratory

Data through Apr 29, 2021 verified as of Apr 30, 2021 at 09:25 AM

Data in this report are provisional and subject to change.

The numbers in the table below represent the number of Florida and non-Florida residents for whom test results were received by the Department of Health. A person can be tested by more than one laboratory and can have both positive and negative results. **Therefore, the sum of the numbers in each column will be larger than the total number of people tested.**

Reporting lab	Inconclusive	Negative	Positive	Percent positive	Total
WW Chem Auto SS			1	100%	1
LEHIGH REGIONAL WOUND CENTER			1	100%	1
SILVERMAN			1	100%	1
DORNOCH PLACE DEL PRADO		1			1
Consulate Health Care of Tallahassee			1	100%	1
HEALTH CLINIC,THE		1			1
Hearthstone Nursing and Rehabilitation Center		1			1
PRIME CARE FAMILY MEDICINE			1	100%	1
CVS MA634POCT KINGSTON			1	100%	1
AHUJA MEDICAL CENTER			1	100%	1
URGENTMED			1	100%	1
UMASS MEMORIAL/MARLBORO HOSPITAL			1	100%	1
KAISER PERMANENTE REGIONAL REFERENCE LABORATORY		1			1
Kroger 395 - The Little Clinic Blanchester		1			1
MINNESOTA HERITAGE HOUSE		1			1
Shelbyville Manor		1			1
STOPWATCH URGENT CARE			1	100%	1
KISSIMMEE HOME TRAINING		1			1
VALLEY HOSPITAL MEDICAL CENTER		1			1
Mountain City Care and Rehabilitation Center		1			1
JEFFREY A HIRSCHFIELD, MD PA			1	100%	1
KENDALL PEDIATRICS PARTNERS LLC			1	100%	1
LONESTAR 24HRER MANAGEMENT LLC DBA LONESTAR 24HRER			1	100%	1
SHANNON MEDICAL CENTER			1	100%	1
LAKE WALES DIALYSIS CENTER			1	100%	1
Franciscan Convalescent Hospital		1			1
ADVENTHEALTH MEDICAL GROUP FAMILY			1	100%	1
WVU MEDICINE - WESTON			1	100%	1
Friendship Manor Inc.		1			1
UHS BINGHAMTON GENERAL			1	100%	1
NORTH COUNTY MEDICAL LAB			1	100%	1
ATMORE COMMUNITY HOSPITAL			1	100%	1
SARASOTA MEMORIAL HEALTHCARE			1	100%	1
WINTER GARDEN CHILDREN'S HEALTH CENTERS			1	100%	1
FLORIDA DIGESTIVE AND LIVER SPECIALISTS			1	100%	1
AUTUMN CARE OF STATESVILLE, LLC		1			1
PAUL C SCHWARTZ & MELVIN L WEIDMAN		1			1
Manor Care Health Care Services - Williamsport North		1			1
Jewish Home of Rochester		1			1
MEDIPLUS CLINIC, INC			1	100%	1
GATEWAY COMMUNITY SERVICES INC			1	100%	1
MEMORIAL HERMANN MEDICAL GROUP-ATASCOCITA PEDS			1	100%	1
SOUTHERN FAMILY HEALTH			1	100%	1
WILMINGTON NURSING AND REHAB			1	100%	1
CHATSWORTH ASSISTED LIVING COMMUNITY AT PGA NATIONAL			1	100%	1
PALMETTO LANDING			1	100%	1

COVID-19: testing by laboratory

Data through Apr 29, 2021 verified as of Apr 30, 2021 at 09:25 AM

Data in this report are provisional and subject to change.

The numbers in the table below represent the number of Florida and non-Florida residents for whom test results were received by the Department of Health. A person can be tested by more than one laboratory and can have both positive and negative results. **Therefore, the sum of the numbers in each column will be larger than the total number of people tested.**

Reporting lab	Inconclusive	Negative	Positive	Percent positive	Total
SOUTH FLORIDA EVALUATION AND TREATMENT		1			1
DOCTORS CHOICE HOME CARE INC			1	100%	1
HEALTHPLUS			1	100%	1
MERITER LABORATORIES			1	100%	1
BOCA MEDICAL CARE			1	100%	1
PATIENT FIRST - GARRISONVILLE			1	100%	1
HIGHLAND LABORATORY			1	100%	1
POUDRE VALLEY HOSPITAL			1	100%	1
CVS TX7431POCT ROWLETT		1			1
PEDIATRIC ASSOCIATES OF JULINGTON CREEK			1	100%	1
BMRHC HARRISON		1			1
Accordius Health at Harrisonburg		1			1
ADVANCED MEDICAL LABORATORIES (AML)			1	100%	1
QUALITY LAB			1	100%	1
MEDEXPRESS URGENT CARE-HAVERHILL		1			1
MEDEXPRESS URGENT CARE, LEBANON		1			1
FRITZINGERTOWN SENIOR LIVING		1			1
WESTOX LABS		1			1
CONSULATE HEALTH CARE OF VERO BEACH			1	100%	1
WEST FLORIDA MEDICAL ASSOCIATES			1	100%	1
MORGAN MEDICAL CENTER		1			1
WESTON COUNTY HEALTH SERVICES			1	100%	1
NAVAL BRANCH HEALTH CLINIC			1	100%	1
HALE KUPUNA HERITAGE HOME		1			1
LOGAN COUNTY HOSPITAL			1	100%	1
NORTH BROWARD MEDICAL CENTER			1	100%	1
DEVITA		1			1
NIHCC			1	100%	1
LAURELS OF NORWORTH		1			1
WELLINGTON WEST 100176			1	100%	1
Kroger 419 - The Little Clinic Farmington/Exeter		1			1
EUROFINS PHOENIX			1	100%	1
SUN CITY DIAGNOSTIC CENTER			1	100%	1
FIVE STAR PREMIER RESIDENCES OF POMPANO BEACH			1	100%	1
SYNAPSE ANALYTICAL LABS		1			1
EXACCARE KINGSTON, LLC			1	100%	1
ALL PRO ORTHOPEDICS & SPORTS MEDICINE, PA			1	100%	1
BROOKS REHAB			1	100%	1
LIFESTREAM BEHAVIORAL CENTER INC			1	100%	1
ATHENS MEDICAL CENTER			1	100%	1
Kroger 016 - The Little Clinic Centennial		1			1
WORKFORCE HEALTH DEPARTMENT			1	100%	1
GENESIS HEALTH SYSTEM			1	100%	1
Waycross VA CBOC		1			1
REGIONAL MED CTR BAYONET POINT			1	100%	1
HAYS CLINICAL LAB			1	100%	1

COVID-19: testing by laboratory

Data through Apr 29, 2021 verified as of Apr 30, 2021 at 09:25 AM

Data in this report are provisional and subject to change.

The numbers in the table below represent the number of Florida and non-Florida residents for whom test results were received by the Department of Health. A person can be tested by more than one laboratory and can have both positive and negative results. **Therefore, the sum of the numbers in each column will be larger than the total number of people tested.**

Reporting lab	Inconclusive	Negative	Positive	Percent positive	Total
CENTRAL FLA PEDIATRIC URGENT CARE LLC		1			1
VERITAS GENETICS, INC.			1	100%	1
MISSION HOSPITAL			1	100%	1
Trenton Health and Rehabilitation		1			1
MEDICAL CENTER			1	100%	1
Ashland Place Health and Rehabilitation, LLC		1			1
HSRE-ASL CASSELBERRY TRS, LLC			1	100%	1
SC-GA2018 THE RIDGE REHABILITATION & H		1			1
GATEWAY HEALTHCARE, PC			1	100%	1
KROGER 915 - THE LITTLE CLINIC ANDERSON			1	100%	1
Avista Nursing and Rehab			1	100%	1
ADVANCED RESEARCH INSTITUTE			1	100%	1
ELLCOTT CENTER FOR REHABILITATION AND		1			1
Kroger - KRO03400316			1	100%	1
VANAJA SUREDDI MD PA			1	100%	1
SUTTER HEALTH SACRAMENTO SIERRA REGION			1	100%	1
Encompass Health Rehab Hosp Tinton Falls		1			1
ARIZONA STATE LABORATORY			1	100%	1
BAXTER REGIONAL MEDICAL CENTER			1	100%	1
Chateau Dville Rehab & Retirement		1			1
VITAL CARE			1	100%	1
HOWELL BRANCH COURT			1	100%	1
CASS LAKE PHS INDIAN HOSPITAL		1			1
SUTTER GOULD MEDICAL FOUNDATION			1	100%	1
NEMOURS CHILDREN'S			1	100%	1
ELLIS HOSPITAL URGENT CARE CENTER LAB		1			1
PARK AVENUE DERMATOLOGY NORTH			1	100%	1
ADVANCED LABORATORY SERVICES			1	100%	1
ADDINGTON PLACE EAST LAKE		1			1
ROCK RAPIDS HEALTH CENTRE		1			1
Mission Arch Center		1			1
SELECT SPECIALTY HOSPITAL - ORLANDO SOUTH			1	100%	1
Churchman Village LLC		1			1
Absolut Care of Gasport		1			1
SAINT FRANCIS HOSPITAL			1	100%	1
KEY BISCLAYNE PEDIATRIC ASSOCIATES INC			1	100%	1
GULF COUNTY HEALTH DEPARTMENT			1	100%	1
PEDIATRIC PARTNERS ZEPHYRHILLS			1	100%	1
MOUNT SINAI HOSPITAL OF QUEENS			1	100%	1
BROOKDALE AVONDALE (BU 04360)			1	100%	1
CMC MERCY LABORATORY			1	100%	1
UF HEALTH EMERGENCY CENTER LABORATORY		1			1
LANGLADE			1	100%	1
Signature HealthCare of Bowling Green		1			1
PALM COAST DRAW STATION/AMERICAN HEALTH ASSOCIATES		1			1
CLINICAL CARE, INC			1	100%	1

COVID-19: testing by laboratory

Data through Apr 29, 2021 verified as of Apr 30, 2021 at 09:25 AM

Data in this report are provisional and subject to change.

The numbers in the table below represent the number of Florida and non-Florida residents for whom test results were received by the Department of Health. A person can be tested by more than one laboratory and can have both positive and negative results. **Therefore, the sum of the numbers in each column will be larger than the total number of people tested.**

Reporting lab	Inconclusive	Negative	Positive	Percent positive	Total
LIFE CARE CENTER OF CLEVELAND		1			1
COMMUNITY MEDICAL CARE			1	100%	1
SCRIPTS PLUS INC DBA THE MEDICINE SHOP		1			1
GALVESTON COUNTY HEALTH DISTRICT			1	100%	1
TEXAS HEALTH HARRIS METHODIST HOSPITAL			1	100%	1
UNIVERSITY OF MARYLAND PATHOLOGY ASSOCIATES			1	100%	1
GABRIELA GOLDSTEIN MD PA			1	100%	1
Caldwell Care		1			1
PROGRESSIVE URGENT CARE, PC			1	100%	1
MID FLORIDA DERMATOLOGY ASSOCIATES PA			1	100%	1
Vibralfie of El Paso Rehabilitation Center			1	100%	1
Wexner Heritage House			1	100%	1
PARTNERS IN PRIMARY CARE		1			1
DPH OP LAB			1	100%	1
JOHN H. STROGER, JR. HOSPITAL OF COOK COUNTY			1	100%	1
MOUNT DORA DIALYSIS			1	100%	1
MEMORIAL HOSPITAL - BELLEVILLE			1	100%	1
CHILDRENS AT NORTH POINT URGENT CARE L		1			1
JUPITER MEDICAL GROUP			1	100%	1
Good Samaritan Society - Albion		1			1
YOUTH HEALTH CENTER OF HUNTINGTON		1			1
Summit Medical Group Morristown Oncology		1			1
MAINE HEALTH AND ENVIRONMENTAL TESTING LABORATORY			1	100%	1
DR. K PEDIATRICS			1	100%	1
Robert J Dole VAMC		1			1
WALGREENS # 12338		1			1
SUNSHINE FAMILY & WELLNESS CENTER			1	100%	1
TCPA CLINICAL LABORATORIES			1	100%	1
BREVARD COUNTY JAIL			1	100%	1
MIAMI JEWISH DIALYSIS			1	100%	1
CVS CA9751POCT AGOURA		1			1
Wayne County Nursing Home		1			1
PARKVIEW MANOR NURSING HOME		1			1
AFTER HOURS CARE OF AMERICUS INCORPORA			1	100%	1
PUBLIX PHARMACY # 1236			1	100%	1
CYPRESS CREEK DIALYSIS CTR			1	100%	1
REHABILITATION CENTER OF SOUTH GEORGIA		1			1
Freedom Pointe at The Villages			1	100%	1
Grays Harbor Health and Rehabilitation		1			1
Wedgewood Manor		1			1
BIOMAT USA INC			1	100%	1
HEALTHCARE PARTNERS FAMILY MEDICINE LLC			1	100%	1
HEARTLAND NURSING & REHABILITATION		1			1
WAYCROSS INTRTNAL MEDICINE			1	100%	1
STEWART MEDICAL GROUP INC			1	100%	1
HENRICO DOCTORS HOSPITAL LABORATORY			1	100%	1

COVID-19: testing by laboratory

Data through Apr 29, 2021 verified as of Apr 30, 2021 at 09:25 AM

Data in this report are provisional and subject to change.

The numbers in the table below represent the number of Florida and non-Florida residents for whom test results were received by the Department of Health. A person can be tested by more than one laboratory and can have both positive and negative results. **Therefore, the sum of the numbers in each column will be larger than the total number of people tested.**

Reporting lab	Inconclusive	Negative	Positive	Percent positive	Total
TRAVIS LEE THOMPSON MD			1	100%	1
NEW YORK STATE DEPARTMENT OF HEALTH			1	100%	1
CLEVELAND CLINIC FLORIDA WAIVED			1	100%	1
Smg At Bridgewater Family Medicine		1			1
RIO GRANDE REGIONAL HOSPITAL FAMILY PRACTICE CLINC			1	100%	1
Piqua Manor		1			1
STONESPRINGS HOSPITAL CENTER			1	100%	1
VA Texas Valley Coastal Bend Harlingen HCC		1			1
PALMETTO CHARTER SCHOOL		1			1
AUSTIN ER LLC			1	100%	1
Kroger 779 - The Little Clinic Georgetown		1			1
MEDCARE QUALITY MEDICAL CENTER LLC			1	100%	1
CVS SC7012POCT BALLENTINE			1	100%	1
UF HEALTH FAMILY MEDICINE-GOODBYS CREEK			1	100%	1
NULEASE MEDICAL SOLUTIONS			1	100%	1
JOHN D. ARCHBOLD MEMORIAL HOSPITAL			1	100%	1
HEALTH ALLIANCE			1	100%	1
MYCLINIC, INC			1	100%	1
AVERA SACRED HEART HOSPITAL			1	100%	1
ST FRANCIS MEDICAL CENTER			1	100%	1
NEMOURS CHILDREN'S PRIMARY CARE			1	100%	1
Arlington Care Center			1	100%	1
DORAL KIDNEY CENTER			1	100%	1
CONCENTRA - LEESBURG		1			1
LAKE MARY DIALYSIS			1	100%	1
SANTA CRUZ COUNTY HEALTH SERVICES			1	100%	1
PATHOLOGYT & LAB MEDICINE SERVICES			1	100%	1
MEMORIAL HOSPITAL AT GULFPORT			1	100%	1
LOUISIANA STATE LAB			1	100%	1
CVS NV9586POCT RENO		1			1
TMH PHYSICIAN PARTNERS QUINCY			1	100%	1
Good Samaritan Society - Mountian Lake		1			1
KATHY L ANDERSON DO PA			1	100%	1
Elderwood at Lancaster		1			1
Orange City Nursing and Rehab Center			1	100%	1
PROVIDENCE PORTLAND MEDICAL CENTER		1			1
Juniper Village at Bucks County		1			1
NORTH MIAMI BEACH SURGICAL CENTER			1	100%	1
Kroger 909 - The Little Clinic Hamilton			1	100%	1
NEW RIVER HEALTH DISTRICT			1	100%	1
AVON PARK CLUSTER		1			1
LABWORKS LLC			1	100%	1
SOUTH DADE NURSING & REHABILITATION CENTER			1	100%	1
SPORTS MEDICINE CLINIC - U OF WYOMING			1	100%	1
CULVER CITY URGENT CARE			1	100%	1
ROSLYN INTERNAL MEDICINE		1			1

COVID-19: testing by laboratory

Data through Apr 29, 2021 verified as of Apr 30, 2021 at 09:25 AM

Data in this report are provisional and subject to change.

The numbers in the table below represent the number of Florida and non-Florida residents for whom test results were received by the Department of Health. A person can be tested by more than one laboratory and can have both positive and negative results. **Therefore, the sum of the numbers in each column will be larger than the total number of people tested.**

Reporting lab	Inconclusive	Negative	Positive	Percent positive	Total
Villages of St.Peters		1			1
BLACK SHEEP MEDICAL			1	100%	1
MEDICAL ASSOCIATES OF CARTER		1			1
ST. MICHAEL'S ELITE HOSPITAL			1	100%	1
NORTHEAST GEORGIA HEALTH SYSTEM			1	100%	1
Heritage of Red Cloud		1			1
AristaCare at Meadow Springs		1			1
SANFORD LABORATORY BISMARCK			1	100%	1
CEPERO PEDIATRICS PA			1	100%	1
THE HOSPITALS OF PROVIDENCE EMERGENCY ROOM			1	100%	1
MEDEXPRESS URGENT CARE - PINE BLUFF S		1			1
VETERANS AFFAIRS MEDICAL CENTER - EAST ORANGE			1	100%	1
CRESTHAVEN			1	100%	1
Life Care Center of Paradise Valley		1			1
LAB TEST KENDALL LLC		1			1
COOSA VALLEY HEALTHCARE CENTER LLC		1			1
PALM BEACH COUNTY SHERIFF OFFICE			1	100%	1
MIAMI-DADE COUNTY HEALTH DEPT.		1			1
Lutheran Community at Telford		1			1
PARKVIEW OUTREACH COMMUNITY CENTER			1	100%	1
Cornerstone at the Ranch		1			1
MULTICARE PHYSICIANS			1	100%	1
MEDEXPRESS URGENT CARE - BENTONVILLE		1			1
ADVENTHEALTH SENIOR CARE AT ORMOND			1	100%	1
ROSE MEDICAL CENTER LAB			1	100%	1
KID FIXERS		1			1
FREDERICK AVENUE GROUP HOME		1			1
MEDEXPRESS URGENT CARE-BRENTWOOD		1			1
TREASURE COAST MEDICAL CONCIERGE LLC			1	100%	1
PHOEBE PRIMARY CARE CAMILLA			1	100%	1
UNIVERSITY PLACE NURSING CENTER		1			1
COSTAMED GRUPO MEDICO			1	100%	1
LCMC LAB SUBSECTION		1			1
CATHEDRAL GERONTOLOGY CENTER DBA CATHEDRAL CARES			1	100%	1
CONNECTICUT CVS PHARMACY, LLC		1			1
LEE MEMORIAL HEALTH SYSTEMS HOME HEALTH		1			1
PEDIATRIC ASSOC OF JACKSONVILLE PA			1	100%	1
APPLECARE URGENT CARE JESUP			1	100%	1
Alexandria Place		1			1
DOCTORS HEARING			1	100%	1
INTERNAL MEDICINE ASSOCIATES		1			1
SIPERSTEIN DERMATOLOGY LLC			1	100%	1
VA ST LOUIS HEALTH CARE SYSTEM			1	100%	1
CVS IL2297652CV CHICAGO		1			1
ELKTON TRANSITIONAL CARE CENTER		1			1
OAKWOOD HOSPITAL - DEARBORN LAB			1	100%	1

COVID-19: testing by laboratory

Data through Apr 29, 2021 verified as of Apr 30, 2021 at 09:25 AM

Data in this report are provisional and subject to change.

The numbers in the table below represent the number of Florida and non-Florida residents for whom test results were received by the Department of Health. A person can be tested by more than one laboratory and can have both positive and negative results. **Therefore, the sum of the numbers in each column will be larger than the total number of people tested.**

Reporting lab	Inconclusive	Negative	Positive	Percent positive	Total
COVE AT THE MARBELLA,THE			1	100%	1
ACCOMPLISHED HOME CARE		1			1
SOUTHEASTERN INTEGRATED MEDICAL PL			1	100%	1
SHANNON CLARK OD, PA			1	100%	1
POETS WALK SARASOTA			1	100%	1
Excel Care Center			1	100%	1
GATEWAY FAMILY HEALTH CLINIC			1	100%	1
MY URGENT CARE CLINIC			1	100%	1
FREEPORT ER DOX URGENT CARE		1			1
SUNCOAST RESEARCH GROUP LLC			1	100%	1
GOOD SAMARITAN SOCIETY - DE SMET		1			1
ST JUDE CARE CENTER		1			1
SACRED HEART MEDICAL CENTER			1	100%	1
PORTSMOUTH REG. HOSPITAL			1	100%	1
BMC/NASSAU			1	100%	1
DEERFIELD BEACH REHABILITATION AND NURSING			1	100%	1
RAPID CITY REGIONAL HOSPITAL -579 ATTN. LABORATORY		1			1
CARENOW-MONTGOMERY			1	100%	1
PHYSICIANS ASSOCIATES			1	100%	1
Livingston County Center for Nursing and Rehabilitation		1			1
Maple Lane Nursing Home		1			1
Lemont Nursing and Rehab Center			1	100%	1
Eagle Point Health Care Center		1			1
BANNER UNIVERSITY MEDICAL CENTER			1	100%	1
PATIENT FIRST - SICKLERVILLE		1			1
Illiana HCS -Danville VAMC		1			1
ROSE HAVEN NURSING CENTER		1			1
ORDRS, INC.			1	100%	1
RIVIERA BEACH HEALTH CENTER LAB			1	100%	1
Kroger 532 - The Little Clinic Murfreesboro		1			1
ACCESS MEDICAL GROUP OF TAMPA INC			1	100%	1
SOUTHWESTERN STATE HOSPITAL LABORATORY			1	100%	1
RESIDENCES AT MIAMI / REIGN GARDENS LLC, THE			1	100%	1
Kroger - KR070300083			1	100%	1
CTMD MEDICAL CENTER, PA			1	100%	1
WELLMED AT LINEBAUGH AVE			1	100%	1
COVENANT HEALTH		1			1
PIONEER CLINICAL RESEARCH LLC			1	100%	1
CROSS CREEK HEALTH CARE		1			1
ARCADIA OUTREACH LAB			1	100%	1
Country View of Sunbury			1	100%	1
LAKEVIEW REGIONAL HOSPITAL			1	100%	1
CAPSTONE REHABILITATION AND HEALTHCARE		1			1
Lakeland Nursing and Rehabilitation Center LLC		1			1
ADVENTHEALTH MEDICAL GROUP PEDIATRICS DIABETES &			1	100%	1
ACUPATH LABORATORIES INC			1	100%	1

COVID-19: testing by laboratory

Data through Apr 29, 2021 verified as of Apr 30, 2021 at 09:25 AM

Data in this report are provisional and subject to change.

The numbers in the table below represent the number of Florida and non-Florida residents for whom test results were received by the Department of Health. A person can be tested by more than one laboratory and can have both positive and negative results. **Therefore, the sum of the numbers in each column will be larger than the total number of people tested.**

Reporting lab	Inconclusive	Negative	Positive	Percent positive	Total
BAPTIST HOSPITAL FAMILY MEDICINE & MEDICAL SPECIALISTS OF THE PALM BEACHES INC			1	100%	1
BIOMAT ORLANDO		1			1
WALGREENS #10308		1			1
STUDENT HEALTH CENTER			1	100%	1
PUTNAM CO HOSPITAL-D/B/A ASBURY TOWERS		1			1
El Paso Health Care Center			1	100%	1
PALM SPRINGS GENERAL HOSPITAL			1	100%	1
LIFE CARE CENTER OF GWINNETT		1			1
LEE MEMORIAL HOSPITAL OUTPATIENT SURGERY CENTER			1	100%	1
Kroger 894 - The Little Clinic NEC		1			1
OPTI MED PHARMACY		1			1
MISSOURI DEPARTMENT OF HEALTH AND SENIOR SERVICES - STATE PH LAB		1			1
MERITUS MEDICAL CENTER			1	100%	1
OPTIMAL MEDICINE INC		1			1
VISTA DEL SOL MED ASSOC		1			1
HEALTHALLIANCE HOSPITAL LABORATORY		1			1
CVS AZ4795POCT MESA		1			1
Bivins Pointe			1	100%	1
INTERNAL MEDICINE EMILIA MURRAY MD PA		1			1
XSTREMEMD			1	100%	1
Bethany Manor		1			1
BAPTIST EMERGENCY HOSPITAL - KELLY			1	100%	1
ALL PEDIATRIC CARE PA			1	100%	1
HEALTH DIV OAK RIDGE NATL LABORATORY		1			1
Kroger 97 - The Little Clinic Hutchinson		1			1
TMH PHYSICIAN PARTNERS			1	100%	1
COMMUNITY URGENT CARE PC			1	100%	1
DECATUR MORGAN HOSPITAL - DECATUR GENE		1			1
SPACE COAST COMMUNITY PHARMACY			1	100%	1
KIDS HEALTH ALLIANCE PA			1	100%	1
ALBANNA PEDIATRICS CENTER			1	100%	1
SOLDIERS' HOME OF HOLYOKE		1			1
RENOWN REGIONAL MEDICAL CENTER			1	100%	1
Lenbrook		1			1
PowerBack Piscataway Center		1			1
SOUTH FLORIDA URGENT CARE CENTERS, LLC			1	100%	1
ADVANTA LABS, LLC		1			1
CVS M08564POCT INDEPENDENCE		1			1
Kroger 923 - The Little Clinic Centerville		1			1
NORTHEAST TEXAS DIALYSIS		1			1
ASCARATE DIALYSIS			1	100%	1
LABTECH DIAGNOSTICS			1	100%	1
MEDICAL ARTS LABORATORY			1	100%	1
AUGUSTA HEALTH SD			1	100%	1
ORLANDO PHYSICIAN NETWORK		1			1

COVID-19: testing by laboratory

Data through Apr 29, 2021 verified as of Apr 30, 2021 at 09:25 AM

Data in this report are provisional and subject to change.

The numbers in the table below represent the number of Florida and non-Florida residents for whom test results were received by the Department of Health. A person can be tested by more than one laboratory and can have both positive and negative results. **Therefore, the sum of the numbers in each column will be larger than the total number of people tested.**

Reporting lab	Inconclusive	Negative	Positive	Percent positive	Total
ST CATHERINE HOSPITAL LABORATORY			1	100%	1
SUPERKIDS PEDIATRICS			1	100%	1
LP ELIZABETHTON		1			1
LUTHERAN HOSPITAL OF INDIANA			1	100%	1
HORIZON MEDICAL CENTER			1	100%	1
NF Escambia, LLC DBA Olive BranchHealth and Rehabilitaion Center			1	100%	1
URGENT CARE OF KANSAS CITY			1	100%	1
OKLAHOMA BLOOD INSTITUTE			1	100%	1
UC TAMiami			1	100%	1
THE NEW JEWISH HOME		1			1
HOMESTEAD MEDICAL CLINIC PA			1	100%	1
ManorCare Health Services/ York South		1			1
Bay View Nursing and Rehabilitation Center			1	100%	1
BAYLOR SCOTT AND WHITE MEDICAL CENTER -CENTENNIAL			1	100%	1
MIDWEST COVENANT HOME, INC		1			1
FLORIDA HEALTH CARE MEDICAL GROUP		1			1
OCCUPATIONAL HEALTH CENTER		1			1
SALTZER URGENT CARE			1	100%	1
WESTCOAST FAMILY PRACTICE		1			1
ADVANCED CARDIOVASCULAR DIAGNOSTICS PL		1			1
PASTEUR MEDICAL CENTER LLC		1			1
Kroger 629 - The Little Clinic Cartersville, GA Hwy 41		1			1
ASUNCION HOME HEALTH CARE CORP			1	100%	1
STITCHES ACUTE CARE CENTER OF CHEYENNE			1	100%	1
Walgreens #11724		1			1
Salem Hills Rehabilitation and Nursing Center		1			1
Piedmont Crossing		1			1
CAROMONT HEALTH			1	100%	1
NEW HORIZON PRIMARY CARE LLC			1	100%	1
WESLEY MEDICAL CENTER			1	100%	1
PALMETTO PRIMARY CARE PHYSICIANS			1	100%	1
CARDIOLOGY AND FITNESS MEDICINE		1			1
RAYMOND F CARON MD			1	100%	1
WMC HEALTH GROUP INC			1	100%	1
NHC Chattanooga			1	100%	1
WINCHESTER URGENT CARE, PC		1			1
ORMC-ARDEN/EOI			1	100%	1
PEDIATRIC ASSOCIATES OF ORLANDO			1	100%	1
CENTRAL CAROLINA HOSPITAL			1	100%	1
PEDIATRIC PARTNERS			1	100%	1
GIBSON AREA PRIMARY CARE			1	100%	1
URGENT CARE OF COASTAL GEORGIA			1	100%	1
MAGGY PHARMACY INC		1			1
LSU MEDICAL CENTER			1	100%	1
C V S / PHARMACY #4396		1			1
DIXIE COUNTY JAIL			1	100%	1

COVID-19: testing by laboratory

Data through Apr 29, 2021 verified as of Apr 30, 2021 at 09:25 AM

Data in this report are provisional and subject to change.

The numbers in the table below represent the number of Florida and non-Florida residents for whom test results were received by the Department of Health. A person can be tested by more than one laboratory and can have both positive and negative results. **Therefore, the sum of the numbers in each column will be larger than the total number of people tested.**

Reporting lab	Inconclusive	Negative	Positive	Percent positive	Total
CENTRAL FLORIDA MEDICAL CARE			1	100%	1
Diversicare of Smyrna		1			1
2504-HOMEWOOD		1			1
HAWAII DEPARTMENT OF HEALTH LAB			1	100%	1
PALM COTTAGE OPERATOR LLC			1	100%	1
THE READING HOSPITAL AND MEDICAL CENTER			1	100%	1
URGENT CARE NORTHWEST		1			1
GOOD SHEPHERD HEALTH SYSTEM			1	100%	1
PARK AVENUE MEDICAL PROFESSIONALS		1			1
Elderwood at Williamsville		1			1
PATIENT FIRST - NEWTOWN ROAD			1	100%	1
FAIRVIEW SOUTHDAL			1	100%	1
CAREFIRST URGENT CARE - BEECHMONT			1	100%	1
OCEANVIEW NURSING AND REHABILITATION CENTER			1	100%	1
KODIAK AREA NATIVE ASSOCIATION-KANA			1	100%	1
UNIVERSITY OF TOLEDO MEDICAL CENTER			1	100%	1
CVS OH3306POCT AKRON		1			1
SELF REGIONAL HEALTHCARE			1	100%	1
SACRED HEART HOSPITAL NURSING			1	100%	1
Kroger 970 - The Little Clinic Westfield			1	100%	1
BAYLOR SCOTT & WHITE MEDICAL SURGICAL CLINIC			1	100%	1
FOUNDCARE HEALTH			1	100%	1
Garden View Care Center at Dougherty Ferry		1			1
WYOMING COUNTY DEPARTMENT OF HEALTH		1			1
TAMPA GENERAL MEDICAL GROUP LABORATORY HEALTHPARK			1	100%	1
Heritage Health of Peru			1	100%	1
LABORATORY SERVICES SGHS - CAMDEN		1			1
Kroger 519 - The Little Clinic Staples Mill Road		1			1
Portsmouth Health and Rehab			1	100%	1
MEADOWS PARK HEALTH AND REHABILITATION		1			1
HARRIS URGENT CARE CENTER			1	100%	1
COLOMBO'S PHARMACY		1			1
SJMC PHYSICIAN SERVICES			1	100%	1
SOUTHEAST MISSOURI HOSPITAL		1			1
Coos County Nursing Home		1			1
AFTER HOURS CLINIC			1	100%	1
ELMCROFT OF TIMBERLIN PARC			1	100%	1
CARESPOT EXPRESS HEALTHCARE BOYNTON BEACH			1	100%	1
TAMPA HEALTH CARE PROVIDERS PA		1			1
Hillside Rehab and Care Center			1	100%	1
UF HEALTH THE VILLAGES			1	100%	1
Kingston Care Center of Fort Wayne		1			1
SPELMAN COLLEGE DEPT OF HEALTH SERVICE		1			1
The Evangelical Lutheran Good Samaritan Society Prescott Village		1			1
BSA PHYSICIANS GROUP, INC D/B/A BSA FAMILY MEDICAL			1	100%	1
Advanced Rehabilitation of Vernon		1			1

COVID-19: testing by laboratory

Data through Apr 29, 2021 verified as of Apr 30, 2021 at 09:25 AM

Data in this report are provisional and subject to change.

The numbers in the table below represent the number of Florida and non-Florida residents for whom test results were received by the Department of Health. A person can be tested by more than one laboratory and can have both positive and negative results. **Therefore, the sum of the numbers in each column will be larger than the total number of people tested.**

Reporting lab	Inconclusive	Negative	Positive	Percent positive	Total
WALGREENS #4086		1			1
AMERICAN FAMILY CARE - SMYRNA			1	100%	1
ABBOTT LABORATORIES ROSS PRODUCTS			1	100%	1
CLERMONT PEDIATRICS, PA			1	100%	1
EMERSON HOSPITAL LABORATORY			1	100%	1
MARQUETTE GENERAL HOSPITAL			1	100%	1
CHIPLEY DIALYSIS			1	100%	1
CHILDREN'S MEMORIAL HOSPITAL			1	100%	1
KENNEDY BOULEVARD DIALYSIS			1	100%	1
HOSPITAL SISTERS HEALTH SYSTEM (HSHS)			1	100%	1
CVS AZ7855POCT TUCSON		1			1
CVS AZ3749POCT GOODYEAR		1			1
PARKVIEW REGIONAL MEDICAL CENTER			1	100%	1
PRIMARY CARE GROUP LLC		1			1
AUSTIN URGENT CARE			1	100%	1
BRITTNEY WHELIHAN IRWIN ARNP LLC			1	100%	1
QUEST INC			1	100%	1
OPTUM MEDICAL CLINIC IN ROCKRIMMON			1	100%	1
Kroger 682 - The Little Clinic New Holland Market			1	100%	1
SSC NASHVILLE OPERATING CO LLC D/B/A		1			1
PHYSICIANS OF CENTRAL FLORIDA			1	100%	1
GEORGE WASHINGTON UNIVERSITY HOSPITAL			1	100%	1
WMC HEALTH GROUP OF KISSIMMEE LLC			1	100%	1
Citadel		1			1
WALGREENS #04786		1			1
LEXINGTON HOSPITAL CORPORATION			1	100%	1
CONWAY - SHERWOOD URGENT CARE			1	100%	1
NORTHSIDE HOSPITAL GWINNETT		1			1
MEDEXPRESS URGENT CARE - LINDEN		1			1
SPINE & PAIN CONSULTANT PLLC		1			1
FLAGLER CARE CENTER			1	100%	1
CHILDREN'S AT SATELLITE BOULEVARD URGE		1			1
WINTER PARK MEMORIAL HOSPITAL LABORATORY		1			1
WINDSOR MANOR			1	100%	1
DILELLA			1	100%	1
SHAH			1	100%	1
JOSEPH REINA PHARMACY INC DBA JRX PHAR		1			1
Imperial Healthcare Centre			1	100%	1
Chatsworth Health Care		1			1
HEART HOSPITAL OF LAFAYETTE: EMERGENCY ROOM			1	100%	1
CAREAGE PLASTIC SURGERY			1	100%	1
NORTH FLORIDA REGIONAL MEDICAL CENTER EMERGENCY			1	100%	1
SKYRIDGE CLINICAL ASSOCIATES		1			1
FLORIDA MEDICAL CLINIC PA GI			1	100%	1
AdventHealth Care Center Zephyrhills North			1	100%	1
BMC MAYPORT			1	100%	1

COVID-19: testing by laboratory

Data through Apr 29, 2021 verified as of Apr 30, 2021 at 09:25 AM

Data in this report are provisional and subject to change.

The numbers in the table below represent the number of Florida and non-Florida residents for whom test results were received by the Department of Health. A person can be tested by more than one laboratory and can have both positive and negative results. **Therefore, the sum of the numbers in each column will be larger than the total number of people tested.**

Reporting lab	Inconclusive	Negative	Positive	Percent positive	Total
ST JOHN'S MEDICAL CENTER, TETON VILLAGE			1	100%	1
AVERA ST. MARY'S HOSPITAL			1	100%	1
MEMORIAL URGENT CARE CENTER -			1	100%	1
North Ottawa Care Center at Heartwood Lodge		1			1
LAKE REGIONAL HEALTH			1	100%	1
SOUTHWEST FLORIDA DIVISION LAB			1	100%	1
MOSOLF PEDIATRICS PA			1	100%	1
Community Resource and Referral Center		1			1
SACRED HEART HEALTH SYSTEM- MIDWIFE PROGRAM			1	100%	1
COMMUNITY MEDICAL CENTER-ORANGE CITY		1			1
Brakeley Park Center		1			1
HALEYVILLE HEALTH CARE CENTER		1			1
AMERICAN DRUG TESTING LAB LLC			1	100%	1
AURORA MEDICAL CENTER-KENOSHA			1	100%	1
VA Ann Arbor HCS - Toledo CBOC		1			1
CAREMOUNT MEDICAL PC-CARMEL		1			1
WALGREENS # 11165		1			1
BRONSON METHODIST HOSPITAL			1	100%	1
Wildwood Healthcare		1			1
WESTMORELAND REGIONAL HOSPITAL			1	100%	1
ADVENT HEALTH MEDICAL GROUP MULTISPECIALTY			1	100%	1
CHI ST VINCENT LITTLE ROCK DIAGNOSTIC CLINIC			1	100%	1
TITUSVILLE CENTER FOR SURGICAL EXCELLENCE LLC		1			1
HEALTH PARTNERS LLC		1			1
NICKLAUS CHILDREN'S DORAL OUTPATIENT CENTER			1	100%	1
PINEBROOK CARE AND REHABILITATION CENTER			1	100%	1
ARTIS SENIOR LIVING OF DAVIE, LLC		1			1
Willow Ridge Center		1			1
AFFILIATED LABORATORIES INC			1	100%	1
RELIANCE HOME HEALTH CARE INC		1			1
TRUCARE LIVING CENTERS - SELMA			1	100%	1
UT HEALTH RGV CLINICAL LABORATORY			1	100%	1
The Carrington		1			1
NEXTCARE NIFONG			1	100%	1
VA Central Western Massachusetts HCS		1			1
Kroger 63 - The Little Clinic Glassford Hill Rd		1			1
GATEWAY LABORATORIES		1			1
HIBISCUS COURT			1	100%	1
STEPHEN G NELSON MD PA			1	100%	1
MEDTOWN PHARMACY			1	100%	1
Ideal Senior Living Center		1			1
KINGWOOD EMERGENCY CENTER			1	100%	1
DIMMIT REGIONAL HOSPITAL			1	100%	1
BOND COUNTY HEALTH DEPARTMENT			1	100%	1
CLINICAL RESEARCH OF WEST FLORIDA		1			1
CONCIERGE IV NUTRITION			1	100%	1

COVID-19: testing by laboratory

Data through Apr 29, 2021 verified as of Apr 30, 2021 at 09:25 AM

Data in this report are provisional and subject to change.

The numbers in the table below represent the number of Florida and non-Florida residents for whom test results were received by the Department of Health. A person can be tested by more than one laboratory and can have both positive and negative results. **Therefore, the sum of the numbers in each column will be larger than the total number of people tested.**

Reporting lab	Inconclusive	Negative	Positive	Percent positive	Total
BROCK HUGHES MEDICAL CENTER			1	100%	1
Shoreline Care Center			1	100%	1
HALIFAX HEALTH PRIMARY CARE ORMOND			1	100%	1
ALDEN PHARMACY		1			1
Strasburg Care Center		1			1
EXPRESS WALK IN MEDICAL CENTER			1	100%	1
CENTRAL JERSEY URGENT CARE OF GREEN BR		1			1
REDSTONE REHABILITATION & NURSING CENT		1			1
SYCAMORE MEDICAL CENTER-KETTERING HEALTH NETWORK			1	100%	1
ORANGE PEDIATRICS PA			1	100%	1
GARDEN VIEW CARE CENTER		1			1
St. Ann Rehabilitation and Nursing Center		1			1
WASHINGTONVILLE PHARMACY INC		1			1
CARROLL UNIVERSITY STUDENT HEALTH CENTER		1			1
SUNCOAST PRIMARY CARE LLC			1	100%	1
Kroger 683 - The Little Clinic Foothills Plaza		1			1
HOSPITAL METROPOLITANO SAN GERMAN			1	100%	1
ATHENS LIMESTONE HOSPITAL		1			1
BLUFFTON HEALTH CENTER			1	100%	1
TEVAPHARM			1	100%	1
MED BAR LLC		1			1
JUP Serology SubSection			1	100%	1
VIRTUA HEALTH AND REHABILITATION		1			1
ATLANTA PLUS URGENT CARE, LLC			1	100%	1
MERRILL GARDENS AT CHAMPIONSGATE			1	100%	1
ST MARYS HEALTH CARE SYSTEM		1			1
CVS NY2297002CV NEW YORK			1	100%	1
TITUS REGIONAL MEDICAL CENTER			1	100%	1
KENT		1			1
KROGER 785 - THE LITTLE CLINIC DIXIE HWY		1			1
HEALTHCARE AND REHAB OF SANFORD			1	100%	1
BIOMERIEUX			1	100%	1
SOLARIS HEALTHCARE PLANT CITY		1			1
NCH HEALTHCARE CREEKSIDE ENDOSCOPY			1	100%	1
APEX HOME HEALTHCARE			1	100%	1
Kroger 086 - The Little Clinic Broomfield-Sheridan		1			1
MINUTECLINIC DIAGNOSTIC OF NH, LLC (CL		1			1
PATHOLOGY ASSOCIATES			1	100%	1
YOUR HEALTH PEDIATRICS			1	100%	1
TERRELL URGENT CARE			1	100%	1
ARISTACARE AT MANCHESTER		1			1
INDIAN RIVER CLINICAL LABORATORY, INC.		1			1
COSTCO PHARMACY #1023			1	100%	1
WESTCHESTER MEDICAL CENTER ADVANCED		1			1
NFRC CLINICAL LAB			1	100%	1
PASTEUR MEDICAL HIALEAH GARDEN LLC			1	100%	1

COVID-19: testing by laboratory

Data through Apr 29, 2021 verified as of Apr 30, 2021 at 09:25 AM

Data in this report are provisional and subject to change.

The numbers in the table below represent the number of Florida and non-Florida residents for whom test results were received by the Department of Health. A person can be tested by more than one laboratory and can have both positive and negative results. **Therefore, the sum of the numbers in each column will be larger than the total number of people tested.**

Reporting lab	Inconclusive	Negative	Positive	Percent positive	Total
JACKSBORO URGENT CARE			1	100%	1
BALLAD HEALTH MEDICAL ASSOCIATES URGENT CARE			1	100%	1
MAYO MEDICAL LABORATORIES			1	100%	1
ANDERSON REGIONAL MEDICAL CENTER			1	100%	1
BROOKDALE FORT WALTON BEACH			1	100%	1
IMMY LABS			1	100%	1
UF HEALTH - WILDLIGHT			1	100%	1
ASSISTED LIVING AT TREZEVANT		1			1
DIVERSICARE OF BIG SPRINGS		1			1
JOHNSON MEDICAL SERVICES			1	100%	1
LAREDO CARE CLINIC NORTH		1			1
LOURDES URGENT CARE			1	100%	1
CORONA CONCIERGE, LLC		1			1
BOCA RATON PHYSICIANS PA			1	100%	1
FAMILY AND INTERNAL MEDICINE ASSOCIATES		1			1
WALGREENS #11572		1			1
INTEGRITY SPINE AND ORTHOPEDICS LLC			1	100%	1
FOCUSED CARE AT ALLENBROOK		1			1
GENESIS CARE USA OF FLORIDA, LLC			1	100%	1
STANLY REGIONAL MEDICAL CENTER			1	100%	1
FLORIDA STATE UNIVERSITY HEALTH SERVICES			1	100%	1
CENTRAL TX URGENT CARE			1	100%	1
Birmingham Nursing & Rehab Center		1			1
LOPEZ		1			1
NATIONAL INSTITUTES OF HEALTH CLINICAL CENTER			1	100%	1
UW MEDICINE CHU LAB			1	100%	1
FLORIDA MEDICAL CLINIC, PA		1			1
Brookdale Richmond Place		1			1
DYNACARE NORTHWEST INC			1	100%	1
CRUSADER COMMUNITY HEALTH			1	100%	1
LEGACY AT HIGHWOODS PRESERVE		1			1
PREMISEHEALTH		1			1
CLEVELAND CLINIC FLORIDA LAB			1	100%	1
CELEBRATION HOSPITAL			1	100%	1
WELLSTAR STUDENT SERVICES-MARIETTA CLI		1			1
CAMAI COMMUNITY HEALTH CENTER, INC			1	100%	1
MCG HOSPITALS AND CLINICS			1	100%	1
HCL LABORATORIES			1	100%	1
PARK AVENUE PEDIATRICS PC		1			1
MT SINA1 HOSPICE			1	100%	1
EMERGENCE MEDICINE			1	100%	1
UNIVERSITY OF SOUTH FLORIDA			1	100%	1
Signature Healthcare of Georgetown		1			1
PREMIER HEALTH CARE INC			1	100%	1
BL DIAGNOSTICS LLC			1	100%	1
FAMILY MEDICINE AT KISSIMMEE		1			1

COVID-19: testing by laboratory

Data through Apr 29, 2021 verified as of Apr 30, 2021 at 09:25 AM

Data in this report are provisional and subject to change.

The numbers in the table below represent the number of Florida and non-Florida residents for whom test results were received by the Department of Health. A person can be tested by more than one laboratory and can have both positive and negative results. **Therefore, the sum of the numbers in each column will be larger than the total number of people tested.**

Reporting lab	Inconclusive	Negative	Positive	Percent positive	Total
MOREHOUSE COLLEGE STUDENT HEALTH CENTE		1			1
ONPOINT URGENT CARE			1	100%	1
CVS TN6394POCT BRENTWOOD		1			1
SONORAN DESERT PATHOLOGY			1	100%	1
HERITAGE HEALTHCARE CENTER AT TALLAHASSEE			1	100%	1
Sherwood Oaks Health Center			1	100%	1
AVERA HEART HOSPITAL OF SD			1	100%	1
SAINT JOSEPH'S HOSPITAL AND MEDICAL CENTER		1			1
Seal Rock Healthcare		1			1
Garden Villa Bedford		1			1
Chestnut Ridge Nursing & Rehab		1			1
SONNI'S PEDIATRICS			1	100%	1
RIVERSIDE PEDIATRIC GROUP, INC		1			1
Central Park Healthcare & Rehabilitation Center		1			1
ALPHA 1 ANTITRYPSIN RESEARCH PROGRAM			1	100%	1
BATESVILLE - SHERWOOD URGENT CARE			1	100%	1
YOUR HEALTH PEDIATRICS INC			1	100%	1
JP MORGAN CHASE HEALTH SERVICES			1	100%	1
Woodstock Nursing and Rehabilitation Center		1			1
ASSOCIATES MD MEDICAL GROUP INC			1	100%	1
NANCY M WORTHINGTON MD PA			1	100%	1
UT HEALTH RIO GRANDE VALLEY PRIMARY CARE AT			1	100%	1
AURORA HEALTH CARE METRO INC			1	100%	1
BUFFALO VAMC			1	100%	1
LABORATORIO BUENA SALUD			1	100%	1
NATION'S BEST CARE HOME HEALTH			1	100%	1
OPCO LLC LEGACY NURSING AND REHABILITA		1			1
DAYTONA BEACH DIALYSIS			1	100%	1
MISSOURI DEPT. OF HEALTH			1	100%	1
FAMILY MEDICAL CENTRE			1	100%	1
WILLOWBROOKE CT AT LIMA ESTATES		1			1
MEMORIALCARE LONG BEACH MEDICAL CENTER			1	100%	1
MCCORMICK AMBULANCE		1			1
SAN JOSE CLINIC		1			1
WATERTOWN URGENT CARE		1			1
ELKHART GENERAL HOSPITAL			1	100%	1
ATHENA PLASTIC SURGERY		1			1
CAPE CORAL HOSPITAL NURSING			1	100%	1
BLACKBERRY CENTER, THE		1			1
HEALTH CHOICES, PLLC		1			1
ST LUKE LUTHERAN HOME		1			1
SOUTHERN REGIONAL MEDICAL CENTER		1			1
NEW SMYRNA BEACH AMBULATORY CARE CTR			1	100%	1
Kroger 379 - The Little Clinic Stony Brook		1			1
DOCTORS CARE - GREER		1			1
EVERLYWELL DIAGNOSTICS			1	100%	1

COVID-19: testing by laboratory

Data through Apr 29, 2021 verified as of Apr 30, 2021 at 09:25 AM

Data in this report are provisional and subject to change.

The numbers in the table below represent the number of Florida and non-Florida residents for whom test results were received by the Department of Health. A person can be tested by more than one laboratory and can have both positive and negative results. **Therefore, the sum of the numbers in each column will be larger than the total number of people tested.**

Reporting lab	Inconclusive	Negative	Positive	Percent positive	Total
ADVANCED CARDIOVASCULAR DIAGNOSTICS OF FL			1	100%	1
M.D. ANDERSON CANCER CENTER			1	100%	1
SUMMIT LABORATORY			1	100%	1
Crowne Place Assisted Living		1			1
Kroger 524 - The Little Clinic Iron Bridge Road		1			1
NHC HealthCare St. Charles		1			1
ABINGTON MEMORIAL HOSPITAL			1	100%	1
Kroger 717 - The Little Clinic Dolphin Drive			1	100%	1
ELDERWOOD AT WAVERLY		1			1
ROBERT TAYLOR COMMUNITY COMPLEX			1	100%	1
RAMBAM URGENT CARE			1	100%	1
WELLMED AT LONGWOOD			1	100%	1
PANCARE HEALTH - CARR ELEM & MIDDLE SCHOOL			1	100%	1
ST JOHN'S HOME CARE			1	100%	1
BISHOP KEARNEY		1			1
MOBILE MEDICAL UNIT- SAINT JOSEPH REG		1			1
THE CLINIC ON SIXTH			1	100%	1
WINCHESTER HOSPITAL			1	100%	1
MEDICAL CENTER AFFILIATES PALM SPRINGS			1	100%	1
PM PEDIATRICS PC			1	100%	1
PATIENT FIRST-GENERAL BOOTH			1	100%	1
GULF COAST VILLAGE HOME HEALTH INC			1	100%	1
MEDEXPRESS URGENT CARE - UNIONTOWN		1			1
MEDHELP			1	100%	1
MED TECH CLINICAL LABORATORY		1			1
CAREWELL 203			1	100%	1
Oregon Veterans Home The Dalles		1			1
PHYSICIANS PREMIER ER- CENTRAL AUSTIN			1	100%	1
MID FLORIDA COMMUNITY SERVICES			1	100%	1
WEST PENSACOLA DIALYSIS CENTER			1	100%	1
ASHLEY PEDICATRICS DAY AND NIGHT CLINIC			1	100%	1
bishop rehabilitation and nursing center		1			1
HEARTLAND OF MARIETTA OH LLC DBA		1			1
UCH LAB			1	100%	1
WELLSTREET BUCKHEAD SOUTH		1			1
DOCTOR TODAY URGENT CARE			1	100%	1
Kroger 907 - The Little Clinic Holland		1			1
ENZO LABS INC			1	100%	1
DONALSONVILLE HOSPITAL			1	100%	1
MARTIN ARMY COMMUNITY HOSPITAL			1	100%	1
WALK IN FAMILY MEDICINE CENTER			1	100%	1
TARRYTOWN PHARMACY			1	100%	1
HEBER VALLEY HOSPITAL			1	100%	1
CROWNPOINT HEALTHCARE FACILITY		1			1
ST PETERSBURG GENERAL HOSPITAL LABORATORY			1	100%	1
VCU HEALTH SYSTEM AUTHORITY - MCV HOSPITALS			1	100%	1

COVID-19: testing by laboratory

Data through Apr 29, 2021 verified as of Apr 30, 2021 at 09:25 AM

Data in this report are provisional and subject to change.

The numbers in the table below represent the number of Florida and non-Florida residents for whom test results were received by the Department of Health. A person can be tested by more than one laboratory and can have both positive and negative results. **Therefore, the sum of the numbers in each column will be larger than the total number of people tested.**

Reporting lab	Inconclusive	Negative	Positive	Percent positive	Total
PALACE CARE AND REHAB		1			1
ST. PETERSBURG PEDIATRICS-SEMINOLE			1	100%	1
CSI LABORATORIES FLORIDA			1	100%	1
ADVANCE MD CARE			1	100%	1
EAST COAST INSTITUTE FOR RESEARCH LLC			1	100%	1
NATICK URGENT CARE			1	100%	1
PULMONARY MEDICINE		1			1
SWIFT CARE URGENT CARE, PLLC			1	100%	1
Ravenwood Speciality Care		1			1
HABANA HEALTH CARE CENTER			1	100%	1
PINEVILLE PHARMACY			1	100%	1
EASTGENE LABORATORIES		1			1
HUGH CHATHAM FAMILY MEDICINE INDEPENDENCE		1			1
PHI LIFE SCIENCES			1	100%	1
PROGENESIS INC			1	100%	1
SUPREME MEDICAL GROUP PLLC			1	100%	1
RAAZI CLINICAL LABORATORY LLC			1	100%	1
BRIDGEWATER AT WATERMAN VILLAGE			1	100%	1
ALLIED PEDIATRICS & FAMILY MEDICINE			1	100%	1
PRINCIPLE DIAGNOSTICS LLC			1	100%	1
CVS AZ9374POCT TUCSON		1			1
JAMES A HENRY MD LLC			1	100%	1
Indianspring of Oakley		1			1
VELOCITY URGENT CARE - LITTLE CREEK			1	100%	1
SUMMERFIELD PAIN MANAGEMENT			1	100%	1
ST MICHAEL'S ELITE MEDICAL HOSPITAL			1	100%	1
USF PHYSICIANS GROUP			1	100%	1
NORTH PALM CHIDRENS PHYSICIANS			1	100%	1
Walgreens #19992		1			1
BRUNSWICK HEALTH AND REHABILITATION CE		1			1
SPEARE MEMORIAL HOSPITAL			1	100%	1
Niles Nursing and Rehab. Center		1			1
FLORIDA HOSPITAL LAB			1	100%	1
Kroger 347 - The Little Clinic Tates Creek		1			1
Springdale Village		1			1
ORMOND MEDICAL ARTS FAMILY PRACTICE PL			1	100%	1
ENCOMPASS HEALTH REHABILITATION HOSPITAL OF UTAH		1			1
CURELOGICS WOUND CARE & HYPERBARIC CENTER		1			1
Manassas Health & Rehab			1	100%	1
MOUNT SINAI MEDICAL CENTER AVENTURA ER			1	100%	1
NORTH SHORE HEMATOLOGY-ONCOLOGY ASSOCIATES PC		1			1
Princeton Place			1	100%	1
DOMINION DIAGNOSTICS			1	100%	1
Encompass Health Rehab Hosp Harmarville		1			1
SANTA BARABARA ALF LLC (THE WINDSOR)			1	100%	1
BRETON REHABILITATION & LIVING CENTRE		1			1

COVID-19: testing by laboratory

Data through Apr 29, 2021 verified as of Apr 30, 2021 at 09:25 AM

Data in this report are provisional and subject to change.

The numbers in the table below represent the number of Florida and non-Florida residents for whom test results were received by the Department of Health. A person can be tested by more than one laboratory and can have both positive and negative results. **Therefore, the sum of the numbers in each column will be larger than the total number of people tested.**

Reporting lab	Inconclusive	Negative	Positive	Percent positive	Total
BEAUMONT REFERENCE LABORATORY			1	100%	1
MEDPOST URGENT CARE - CIBOLO			1	100%	1
PREMIER FAMILY AND SPORTS MEDICINE LLC			1	100%	1
Medilodge of Mt. Pleasant		1			1
LOUNDY		1			1
HOLLAND COMMUNITY HOSPITAL		1			1
Memorial Health Care Center			1	100%	1
Bethel Lutheran Nursing & Rehabilitation Center		1			1
REFERENCE LABORATORY			1	100%	1
WAYNE COUNTY PUBLIC HEALTH		1			1
Kroger 397 - The Little Clinic Frankfort East		1			1
MEDICAL CITY NORTH HILLS			1	100%	1
Dupage Care Center			1	100%	1
GOSHEN HOSPITAL			1	100%	1
PRISMA HEALTH TUOMEY LABORATORY			1	100%	1
MONMOUTH MEDICALC ENTER		1			1
SANITAS RESEARCH LLC			1	100%	1
SENTARA AMBULATORY CARE CLINIC			1	100%	1
Sharon Care Center			1	100%	1
WATERBURY HOSPITAL REFERENCE LAB			1	100%	1
ADVANCED BIOMEDICAL INC			1	100%	1
CONCENTRA - OCALA		1			1
Troy Center for Rehabilitation & Nursing		1			1
MARTIN MEM FAMILY CARE AT ST LUCIE W			1	100%	1
DEPARTMENT OF HEALTH SERVICES			1	100%	1
WYOMING OPCO, LLC DBA MEDILODGE OF WYO		1			1
FOUNDATION LABORATORY			1	100%	1
FIRST CARE WALK IN CLINIC LLC			1	100%	1
WEST PALM BEACH PHARMACEUTICALS LLC			1	100%	1
PALMS WEST SURGICENTER		1			1
THEDACARE FAMILY MEDICINE GATEWAY			1	100%	1
CAREWELL URGENT CARE FITCHBURG			1	100%	1
ACCESS FAMILY CARE LLC			1	100%	1
LINCOLN COUNTY MEDICAL CENTER		1			1
LIMA MEMORIAL HOSPITAL			1	100%	1
Arlington Health and Rehabilitation		1			1
PULMONARY, CRITICAL CARE AND SLEEP DISORDERS INSTITUTE OF SOUTH FLORID			1	100%	1
BRIDGEWATER PARK ASSISTED LIVING LLC			1	100%	1
OCALA REGIONAL DIALYSIS- NORTH			1	100%	1
FAYETTE MEDICAL CENTER LAB		1			1
QUALITY CLINICAL LAB LLC			1	100%	1
HAWKEYE CARE CENTER DUBUQUE		1			1
DODGE COUNTY HOSPITAL LABORATORY		1			1
LAKEWOOD RANCH MEDICAL GROUP LLC			1	100%	1
CDR MAGUIRE – STUART MISSION			1	100%	1
SOUTHERN HILLS MEDICAL CENTER			1	100%	1

COVID-19: testing by laboratory

Data through Apr 29, 2021 verified as of Apr 30, 2021 at 09:25 AM

Data in this report are provisional and subject to change.

The numbers in the table below represent the number of Florida and non-Florida residents for whom test results were received by the Department of Health. A person can be tested by more than one laboratory and can have both positive and negative results. **Therefore, the sum of the numbers in each column will be larger than the total number of people tested.**

Reporting lab	Inconclusive	Negative	Positive	Percent positive	Total
Towne Manor East		1			1
SCRIPPS MERCY HOSPITAL			1	100%	1
Bridgeway Care and Rehabilitation Center		1			1
WOODSTOCK HEALTH DEPARTMENT			1	100%	1
FLORIDA KEYS PED AND ADOLES CTR			1	100%	1
NEW ERA COMMUNITY HEALTH CENTER LLC		1			1
WALGREENS_CHICAGO		1			1
LRHS Pablo Urgent Care		1			1
ODESSA MEMORIAL HOSPITAL			1	100%	1
CARENOW LAKE WORTH			1	100%	1
STATE OF CALIFORNIA DOH SERVICES			1	100%	1
Scepter Rehab and Health care		1			1
LEHIGH PULMONARY ASSOCIATES			1	100%	1
BOULDER COMMUNITY HOSPITAL			1	100%	1
CARENOW URGENT CARE - ANTIOCH		1			1
FIRST MEDICAL RESPONSE OF TEXAS, INC			1	100%	1
MACKINAC STRAITS LONG TERM CARE UNIT		1			1
Encompass Health Rehab Hosp Alexandria		1			1
CFCH - FROSTPROOF			1	100%	1
HENRY FORD HOSPITAL			1	100%	1
APPLECARE BRUNSWICK			1	100%	1
FLORIDA ORTHOPAEDIC INSTITUTE SURGERY		1			1
WOOD COUNTY HEALTH DEPARTMENT			1	100%	1
CHESAPEAKE REGIONAL MEDICAL CENTER			1	100%	1
BAYMEADOWS PEDIATRIC CARE		1			1
CENTRAL TX MEDICAL CENTER - LAB			1	100%	1
CYPRESS CREEK OUTPATIENT SURGICAL CTR, LLC			1	100%	1
Brynwood Health & Rehabilitation Center			1	100%	1
JMJ FAMILY PRACTICE			1	100%	1
Lakeview Care Center			1	100%	1
BHS PHYSICIAN NETWORK			1	100%	1
PRIMARY CARE SERVICES AT WESTMINSTER V		1			1
TANGLEWOOD MANOR		1			1
MEDCOR, INC			1	100%	1
MOUNT SINAI MEDICAL CENTER HIALEAH			1	100%	1
UUHC - REDSTONE HEALTH CENTER LABORATORY			1	100%	1
Southwest Louisiana Veterans Home			1	100%	1
MD NOW URGENT CARE			1	100%	1
MEDICAL CITY DENTON			1	100%	1
Signature Healthcare of Fort Wayne		1			1
Kroger - KRO03500568			1	100%	1
ADVENTHEALTH MEDICAL GROUP SENIOR HEALTH AT			1	100%	1
Kroger 838 - The Little Clinic Fairborn		1			1
BRISTOL CHILDRENS CLINIC			1	100%	1
Allen Health and Rehabilitation		1			1
HILLSBORO MEDICAL CENTER MAIN LABORATO		1			1

COVID-19: testing by laboratory

Data through Apr 29, 2021 verified as of Apr 30, 2021 at 09:25 AM

Data in this report are provisional and subject to change.

The numbers in the table below represent the number of Florida and non-Florida residents for whom test results were received by the Department of Health. A person can be tested by more than one laboratory and can have both positive and negative results. **Therefore, the sum of the numbers in each column will be larger than the total number of people tested.**

Reporting lab	Inconclusive	Negative	Positive	Percent positive	Total
LAKESIDE MEDICAL CENTER		1			1
ST LUKES SURGICAL AT THE VILLAGES INC			1	100%	1
Chateau Girardeau			1	100%	1
SOUTH COUNTY MEDICAL CENTER			1	100%	1
DAVIS, CASEY		1			1
MID FLORIDA BIOLOGICALS			1	100%	1
COOL KIDZ PEDIATRICS			1	100%	1
Hempfield Manor		1			1
SOUTHEASTERN PATHOLOGY ASSOCIATES			1	100%	1
MONONGAHELA VALLEY HOSPITAL			1	100%	1
FAMILY MEDICAL CENTER		1			1
CareATC - Columbia College #58		1			1
Monument Health Custer Care Center		1			1
ST. MARY MEDICAL CENTER		1			1
WILLOW DALE WELLNESS VILLAGE APARTMENT		1			1
Indian Oaks Living Center		1			1
SUREPOINT URGENT CARE PADRE ISLAND			1	100%	1
HAMILTON CI MAIN UNIT ANNEX/ WORK CAMP			1	100%	1
SYNERGENE LABORATORY			1	100%	1
Ohman Family Living at Holly Assisted Living		1			1
PATIENT FIRST - FAIRFAX			1	100%	1
Eden Meadows		1			1
CENTRAL ALABAMA HEALTH CARE SYSTEM			1	100%	1
CARESOUTH HHA HOLDINGS OF THE TREASURE COAST LLC			1	100%	1
AMERICAN MEDICAL RESPONSE - FARMER BRA		1			1
Kroger 465 - The Little Clinic Oakley		1			1
Lodge Nursing & Rehab Center		1			1
BAYCARE OUTREACH LAB AT NEW TAMPA			1	100%	1
The Pines at Poughkeepsie Center for Nursing and Rehabilitation		1			1
PRACTITIONERS IN MOTION			1	100%	1
KINGMAN REGIONAL MEDICAL CENTER			1	100%	1
Kroger 825 - The Little Clinic Dorothy Lane		1			1
NORTON HOSPITAL			1	100%	1
Kroger 447 - The Little Clinic Lebanon		1			1
Hawthorne House		1			1
UNITYPOINT HEALTH TRINITY			1	100%	1
MERCYONE DES MOINES MEDICAL CENTER			1	100%	1
WEST CARVER MEDICAL ASSOCIATES		1			1
UNIVERSITY OF WASHINGTON DEPT OF LAB MEDICINE			1	100%	1
Vi at Aventura		1			1
Greencroft Goshen		1			1
MEDICAL COLLEGE OF GEORGIA MEDICAL CENTER			1	100%	1
BELLMORE PEDIATRICS		1			1
HOSPICE OF MARION COUNTY INC			1	100%	1
St. Mary's Care Center		1			1
LAS PALMAS MEDICAL CENTER			1	100%	1

COVID-19: testing by laboratory

Data through Apr 29, 2021 verified as of Apr 30, 2021 at 09:25 AM

Data in this report are provisional and subject to change.

The numbers in the table below represent the number of Florida and non-Florida residents for whom test results were received by the Department of Health. A person can be tested by more than one laboratory and can have both positive and negative results. **Therefore, the sum of the numbers in each column will be larger than the total number of people tested.**

Reporting lab	Inconclusive	Negative	Positive	Percent positive	Total
RED BUG LAKE ROAD OVIEDO COVID			1	100%	1
ARBOR DIAGNOSTICS, INC		1			1
LYSTER MAIN LAB, FT RUCKER		1			1
SUNRISE CLINIC SANTA ROSA		1			1
Walgreens #5914		1			1
1ST MED DOTHAN			1	100%	1
KANA MEDICAL			1	100%	1
HARDEE COUNTY FIRE RESCUE		1			1
VELOCITY URGENT CARE - CHIMNEY HILL			1	100%	1
ALPHA CLINICAL LABORATORY CORP.			1	100%	1
DOCTORS MEMORIAL HOSP HOME HEALTH CARE		1			1
TRUMAN MEDICAL CENTER - HOSPITAL HILL			1	100%	1
CHC SOUTHWEST FLORIDA LAB-LIVE			1	100%	1
CLEVELAND CLINIC AKRON GENERAL			1	100%	1
Linley Park Rehabilitation & Healthcare Center		1			1
UT HEALTH RIO GRANDE VALLEY SPECIALTY PEDIATRICS			1	100%	1
CVS AZ69POCT PEORIA		1			1
Parkview Care and Rehabilitation Center		1			1
DSI LABORATORIES-NAPLES-7TH			1	100%	1
FAIRFIELD MEDICAL CENTER			1	100%	1
COLUMBIA CREST CARE & RAHAB		1			1
Wrightsville Manor Health and Rehab		1			1
ANDREWS INSTITUTE AMBULATORY SURGERY CENTER		1			1
BETHESDA DIALYSIS			1	100%	1
COLUMBUS REGIONAL HOSPITAL			1	100%	1
WALGREENS #01398			1	100%	1
ST GERARD'S COMMUNITY OF CARE		1			1
APOLLOMDX LLC			1	100%	1
FLORIDA DEPARTMENT OF HEALTH IN CITRUS COUNTY		1			1
PRIME HEALTHCARE SERVICES		1			1
BAM INC		1			1
GRAND VIEW HOSPITAL			1	100%	1
PRIMARY CARE & PEDIATRICS - SHEPHERSTOWN		1			1
HARMONY HEALTHCARE ORLANDO INC		1			1
Grangeville Health and Rehab		1			1
LONG ISLAND MINIMALLY INVASIVE SURGERY		1			1
URGENT CARE CENTER OF PORT ORANGE LLC			1	100%	1
DAVITA DIALYSIS-NORTH			1	100%	1
Perham Living			1	100%	1
Kroger 500 - The Little Clinic Speedway		1			1
SMITH KLINE			1	100%	1
ANY LAB TEST NOW JACKSONVILLE		1			1
MCH PHYSICIANS GROUP			1	100%	1
URGENT CARE 24/7 TAMPA			1	100%	1
SUNSHINE PEDIATRICS OF LUTz			1	100%	1

COVID-19: testing by laboratory

Data through Apr 29, 2021 verified as of Apr 30, 2021 at 09:25 AM

Data in this report are provisional and subject to change.

The numbers in the table below represent the number of Florida and non-Florida residents for whom test results were received by the Department of Health. A person can be tested by more than one laboratory and can have both positive and negative results. **Therefore, the sum of the numbers in each column will be larger than the total number of people tested.**

Reporting lab	Inconclusive	Negative	Positive	Percent positive	Total
ACCURATE HEALTH SERVICES CORP			1	100%	1
EASTSIDE URGENT CARE			1	100%	1
TRAFALGAR DIALYSIS			1	100%	1
VELOCITY URGENT CARE - REDMILL			1	100%	1
NORTH FLORIDA FAMILY MEDICINE			1	100%	1
WASHINGTON CENTER FOR REHABILITATION A		1			1
WINTER HAVEN DIALYSIS		1			1
PATHOLOGY		1			1
HYDE PARK MEDICAL CENTER		1			1
POMPANO BEACH ARTIFICIAL KIDNEY CENTER			1	100%	1
SIERRA HEALTH CARE CENTER		1			1
Valley Center (WV)			1	100%	1
MICROBIOLOGY DEPARTMENT			1	100%	1
Kroger 57 - The Little Clinic Jay C Charlestown		1			1
BETTER U BETTER LIFE WELLNESS LLC			1	100%	1
INTERFAITH MEDICAL CENTER		1			1
PHYSICIANS URGENT CARE PLLC		1			1
Birmingham Nursing and Rehabilitation East LLC		1			1
FLORIDA HOME HEALTH			1	100%	1
ABE'S GARDEN/PARK MANOR APARTMENTS		1			1
JACKSON MADISON CO. GEN. HOSPITAL			1	100%	1
HUNEYCUTT FAMILY PRACTICE			1	100%	1
IMMEDIATE CARE MEDICAL CENTER			1	100%	1
EXAC CARE CROSSVILLE		1			1
BEAUMONT HOSPITAL			1	100%	1
CARESOUTH HHA HOLDINGS OF VIRGINIA, LLC			1	100%	1
CAROLINAS PHYSICIAN NETWORK			1	100%	1
SURGERY CENTER, THE			1	100%	1
HARBOR OAKS GOLDEN YEARS			1	100%	1
Baypoint Healthcare Center			1	100%	1
BRANKO D PEJIC MD FAMILY PRACTICE			1	100%	1
TRITENN LLC		1			1
ST JOHN HOSPITAL & MEDICAL CENTER MICRO			1	100%	1
DR DAN C TRIGG MEMORIAL HOSPITAL		1			1
ER NEAR ME HULEN		1			1
FAMILY MEDICINE AT CELEBRATION		1			1
ST. JOHN HOSPITAL & MEDICAL CENTER			1	100%	1
SPHERE DX			1	100%	1
SC-GA2018 SIMPSONVILLE REHABILITATION		1			1
STEWART FLORIDA ALF, INC			1	100%	1
CAPITAL HEALTH PLAN - GOVERNORS SQUARE			1	100%	1
CVS MA714OPOCT WESTPORT		1			1
Brownwood Nusing & Rehabilitation		1			1
ASSURANCE HEALTHCARE AND COUNSELING CENTER		1			1
VA Healthcare Center- Newburg		1			1
CUSTOM SCRIPTS PHARMACY		1			1

COVID-19: testing by laboratory

Data through Apr 29, 2021 verified as of Apr 30, 2021 at 09:25 AM

Data in this report are provisional and subject to change.

The numbers in the table below represent the number of Florida and non-Florida residents for whom test results were received by the Department of Health. A person can be tested by more than one laboratory and can have both positive and negative results. **Therefore, the sum of the numbers in each column will be larger than the total number of people tested.**

Reporting lab	Inconclusive	Negative	Positive	Percent positive	Total
Kroger 390 - The Little Clinic North College Hill		1			1
ORCHID TERRACE		1			1
METROPOLITAN			1	100%	1
URGENT CARE OF FORT LAUDERDALE INC			1	100%	1
LITTLE FALLS HOSPITAL LABORATORY		1			1
QLABS			1	100%	1
ELAN MANATEE			1	100%	1
BOLLES SCHOOL, THE			1	100%	1
VISTA LAKE ASSISTED LIVING			1	100%	1
ANDERSON FAMILY MEDICINE			1	100%	1
JAX FAMILY CARE		1			1
Dexter Health Care		1			1
HEALTHCARE FOR THE HOMELESS			1	100%	1
Oakland Nursing and Rehabilitation Center		1			1
ALLIANCE MD DIRECT PRIMARY CARE			1	100%	1
CAREHERE HUDSON BAY			1	100%	1
INNOVATIVE CARE PARTNERS PLLC			1	100%	1
INFECTION CONTROL DEPT			1	100%	1
SANTA CLARA VALLEY MEDICAL CENTER			1	100%	1
SIGNATURE CARE MEMORIAL CITY			1	100%	1
MDS PHARMA SERVICES		1			1
CSL PLASMA LAB			1	100%	1
FAMILY MEDICAL CARE OF MOUNT DORA INC			1	100%	1
SUSAN F WILLIAMS MD PA			1	100%	1
GEAUGA REGIONAL HOSPITAL		1			1
Aristacare at Cedar Oaks		1			1
VA COMMUNITY BASED CLINIC - LAKE CITY			1	100%	1
CLEMENT MANOR HEALTH CENTER		1			1
PRIMARY AND URGENT CARE			1	100%	1
ARIZA WELLNESS CARE LLC			1	100%	1
Sunnybrook Rehabilitation Center			1	100%	1
UNIVERSAL DIAGNOSTICS LABORATORIES			1	100%	1
HILTON HEAD HOSPITAL/INPATIENT			1	100%	1
NSPIRE HEALTHCARE PLANTATION			1	100%	1
DAVENPORT DIALYSIS CENTER		1			1
KIOSK MEDICINE OF KENTUCKY LLC		1			1
CERMAK HEALTH SERVICES			1	100%	1
MANOR CARE OF DELRAY BEACH FL LLC		1			1
White Oak Manor - Rock Hill		1			1
Maplewood of Cheshire County		1			1
ADVANCED RESEARCH AND DIAGNOSTIC LABORATORY UNIVERSITY OF MINNESOTA			1	100%	1
SOUTHWEST VIRGINIA COMMUNITY HEALTH SYSTEMS			1	100%	1
KNAPP MEDICAL GROUP			1	100%	1
Belvoir Woods Health Care Center at The Fairfax		1			1
MISSION HOSPITAL - MEMORIAL CAMPUS			1	100%	1
CVS AZ10529POCT SCOTTSDALE		1			1

COVID-19: testing by laboratory

Data through Apr 29, 2021 verified as of Apr 30, 2021 at 09:25 AM

Data in this report are provisional and subject to change.

The numbers in the table below represent the number of Florida and non-Florida residents for whom test results were received by the Department of Health. A person can be tested by more than one laboratory and can have both positive and negative results. **Therefore, the sum of the numbers in each column will be larger than the total number of people tested.**

Reporting lab	Inconclusive	Negative	Positive	Percent positive	Total
CONCORDIA MANOR			1	100%	1
MEDEXPRESS-DOVER		1			1
Whispering Pines Nursing & Rehabilitation Center		1			1
LAMARQUE DIALYSIS			1	100%	1
ASHLEY CLINICAL DIAGNOSTIC LABORATORY			1	100%	1
Canandaigua VAMC		1			1
PHYSICIANS IMMEDIATE CARE			1	100%	1
LOWER KEYS COMMUNITY HEALTH CENTER			1	100%	1
ORCHARD PARK HEALTH CARE AND REHABILITATION CENTER		1			1
Kroger 518 - The Little Clinic Hermitage		1			1
PRIMEX CLINICAL LABORATORIES INC			1	100%	1
Medicalodges Neosho			1	100%	1
Parkview Care Center			1	100%	1
UFHEALTH			1	100%	1
DR BAWA AND ASSOCIATES			1	100%	1
BNJ		1			1
ALIMETRIX INC		1			1
RIDGE OPTUM FLORIDA			1	100%	1
ASHLEY PEDIATRICS DAY AND NIGHT CLINIC			1	100%	1
MOUNT SINAI COMPREHENSIVE CANCER CENTER			1	100%	1
ST LUKE'S CORNWALL HOSPITAL N			1	100%	1
Encompass Health Rehab Hosp Salisbury		1			1
BOTTINEAU GOOD SAMARITAN CENTER		1			1
Pelican Health Norfolk			1	100%	1
CVS IL5822POCT MOKENA		1			1
CVS NE8626POCT LINCOLN		1			1
WALGREENS #15291		1			1
CONVENIENT URGENT CARE			1	100%	1
HEALTH FIRST HOME CARE		1			1
Broomall Manor		1			1
INTERMOUNTAIN HEALTHCARE LABORATORY SERVICES			1	100%	1
FLORHAM PARK ENDOSCOPY CENTER		1			1
Lexington Medical Center Extended Care		1			1
MARTINSVILLE HEALTH AND REHAB			1	100%	1
Kroger 670 - The Little Clinic Dawson Forest Rd & Hwy 19		1			1
LINK PHARMACY LLC		1			1
TRUECARE24			1	100%	1
GUILFORD IMMEDIATE CARE, SYAH, LLC		1			1
SPECIALTY DRUG TESTING			1	100%	1
LAKE MARY OPTUM FLORIDA			1	100%	1
GOLDING-GRANADO MEDICAL ASSOCIATES		1			1
METRO HEALTH HOSPITAL LABORATORY		1			1
PLANTATION DIALYSIS			1	100%	1
MINUTE CLINIC DIAGNOSTICS OF IN, LLC #6252		1			1
WALGREENS #10854		1			1
WALGREENS # 03608			1	100%	1

COVID-19: testing by laboratory

Data through Apr 29, 2021 verified as of Apr 30, 2021 at 09:25 AM

Data in this report are provisional and subject to change.

The numbers in the table below represent the number of Florida and non-Florida residents for whom test results were received by the Department of Health. A person can be tested by more than one laboratory and can have both positive and negative results. **Therefore, the sum of the numbers in each column will be larger than the total number of people tested.**

Reporting lab	Inconclusive	Negative	Positive	Percent positive	Total
ALAFAYA WOODS FAMILY MEDICAL CENTER		1			1
Mayfair Village Nursing Care Center		1			1
EUGENE T FINAN, MD			1	100%	1
SHRIVERS PHARMACY AND WELLNESS CENTER			1	100%	1
MEDCOR INC			1	100%	1
Abernethy Laurels		1			1
LANTANA HC LAB			1	100%	1
ADVENTHEALTH MEDICAL GROUP INTERNAL MEDICINE AT MILLS			1	100%	1
MEDEXPRESS NORTHSIDE			1	100%	1
UNITED HOSPITAL CENTER LABORATORY			1	100%	1
LAKELAND REGIONAL HEALTH AUBURNDALE		1			1
MEMORIAL HOSPITAL MIRAMAR WAIVED TESTING			1	100%	1
DE TAR HOSPITAL			1	100%	1
STANDIFER PLACE		1			1
KINGWOOD EMERGENCY HOSPITAL			1	100%	1
UMMC MIDTOWN CAMPUS			1	100%	1
White River Health Care Center		1			1
OCALA RKC EAST HEMO #1			1	100%	1
Cloverdale Rehabilitation and Nursing Center		1			1
Fargo VA Healthcare System		1			1
LAKELAND MEDICAL CENTER			1	100%	1
NEMOUR'S CHILDREN'S CLINIC			1	100%	1
PCR DIAGNOSTICS			1	100%	1
Alden Lincoln Park			1	100%	1
BAY AREA HOSPITAL LAB & HST		1			1
PATIENT FIRST - WOODBURY		1			1
LUMICO LIFE INSURANCE COMPANY		1			1
C V S / PHARMACY #833		1			1
SOUTHWESTERN VERMONT MEDICAL CENTER			1	100%	1
FOUR FREEDOMS DIALYSIS			1	100%	1
UT MD ANDERSON CANCER CENTER-TUMOR MARKER LAB			1	100%	1
CENTRAL FLORIDA HOSPITALIST			1	100%	1
FAMILY PRACTICE ASSOCIATES		1			1
RED HOOK FAMILY PRACTICE		1			1
CHP COVID-19 (TX)			1	100%	1
CRESTVIEW MED CLIN LAB			1	100%	1
GREATER MIAMI DIALYSIS			1	100%	1
FLORIDA FAMILY LABORATORY		1			1
Glen Oaks Health and REhabilitation		1			1
MCLEOD MEMORIAL HOSPITAL CLARENDON			1	100%	1
OAK HAVEN REHAB AND NURSING CENTER			1	100%	1
HAVASU REGIONAL MEDICAL CENTER			1	100%	1
REGENTS PARK OF JACKSONVILLE			1	100%	1
MAYO CLINIC OUTPATIENT DIALYSIS CENTER			1	100%	1
CVS KS8601POCT OVERLAND PARK			1	100%	1
BRUSHY CREEK FAMILY HOSPITAL			1	100%	1

COVID-19: testing by laboratory

Data through Apr 29, 2021 verified as of Apr 30, 2021 at 09:25 AM

Data in this report are provisional and subject to change.

The numbers in the table below represent the number of Florida and non-Florida residents for whom test results were received by the Department of Health. A person can be tested by more than one laboratory and can have both positive and negative results. **Therefore, the sum of the numbers in each column will be larger than the total number of people tested.**

Reporting lab	Inconclusive	Negative	Positive	Percent positive	Total
Schenectady Center for Rehabilitation & Nursing		1			1
MEMORIAL HERMANN SOUTHWEST HOSPITAL			1	100%	1
Arch Plaza Nursing and Rehabilitation Center			1	100%	1
GOOD SHEPHERD HOSPICE INC			1	100%	1
COMMUNITY HOSPITALS INDIANAPOLIS			1	100%	1
HARDIN HEALTH INC		1			1
CARESPOT - MIAMI GARDENS			1	100%	1
RINGLING HEALTH CENTER			1	100%	1
RESTORE MEDICAL PARTNERS PLLC			1	100%	1
VA Boston HCS-Brockton Division		1			1
NORTH SHORE MEDICAL CENTER - SALEM HOSPITAL			1	100%	1
CANDLER HOSPITAL			1	100%	1
HEALTH FIRST MEDICAL GROUP LLC			1	100%	1
ADAPTIVE BIOTECHNOLOGIES			1	100%	1
CARESPOT - OVIEDO			1	100%	1
RICHMOND MEDICAL CENTER FOR WOMEN		1			1
Kroger 929 - The Little Clinic Corryville		1			1
UNIVERSITY OF IOWA HOSPITALS & CLINICS			1	100%	1
DR PHILLIPS CENTER FOR WELLNESS		1			1
MOUNT SINAI CORAL GABLES			1	100%	1
MAYO CLINICAL LABORATORIES		1			1
FIRST CARE OF GAINESVILLE			1	100%	1
VALUE DRUG STORES INC		1			1
PEDIATRICS AND FAMILY CARE, LLC			1	100%	1
EAST TENNESSEE STATE UNIVERSITY		1			1
Willowbrooke Court at Normandy Farms Estates		1			1
Kingston of Miamisburg		1			1
HIDALGO FAMILY CLINIC			1	100%	1
CVS / PHARMACY #10794			1	100%	1
THE MEDICAL CENTER AT BOWLING GREEN			1	100%	1
PERFECT HEALTH URGENT CARE AND MEDICAL		1			1
UNITED HEALTHCARE			1	100%	1
MEDEXPRESS URGENT CARE - PATRICK STREE			1	100%	1
FRESENIUS KIDNEY CARE OCALA			1	100%	1
Sage Bluff Health & Rehabilitation Center		1			1
VA OPTOMETRY CLINIC			1	100%	1
Kroger - KR062000426			1	100%	1
PM PEDIATRICS OF VIRGINIA			1	100%	1
GARNET HEALTH URGENT CARE		1			1
THE HEART HOSPITAL BAYLOR PLANO			1	100%	1
MOBILE MEDICAL CLINIC			1	100%	1
MEDEXPRESS URGENT CARE - CABOT			1	100%	1
Crowne Health Care of Thomasville		1			1
BRANDON OUTREACH CLINIC			1	100%	1
COVID CLINIC, INC			1	100%	1
WY RETIREMENT CENTER		1			1

COVID-19: testing by laboratory

Data through Apr 29, 2021 verified as of Apr 30, 2021 at 09:25 AM

Data in this report are provisional and subject to change.

The numbers in the table below represent the number of Florida and non-Florida residents for whom test results were received by the Department of Health. A person can be tested by more than one laboratory and can have both positive and negative results. **Therefore, the sum of the numbers in each column will be larger than the total number of people tested.**

Reporting lab	Inconclusive	Negative	Positive	Percent positive	Total
CVS MA1121POCT WESTFORD		1			1
EILEEN TURBESSI MD PA		1			1
CEDAR CREST HEALTH CENTER		1			1
BRIAN C GRINER MD LLC			1	100%	1
Kroger 682 - The Little Clinic Combs and Gantzel		1			1
ST JOHNS MEDICAL CENTER		1			1
BRIGHT HEALTH CLINIC CORP			1	100%	1
FRANKLIN CBOC			1	100%	1
VA Tennessee Valley HCS-Nashville Campus			1	100%	1
Florence Nursing and Rehabilitation Center		1			1
Florence Home		1			1
ADVENTHEALTH MEDICAL GROUP OBSTETRICS AND			1	100%	1
Kroger 359 - The Little Clinic Bellevue		1			1
CLAYTON NURSING AND REHABILITATION		1			1
Mercy Manor Transition Center			1	100%	1
ACCESS TOTAL CARE - PORTLAND			1	100%	1
EDWARD HOSPITAL			1	100%	1
FLORIDA HOSPITAL ORMOND BEACH			1	100%	1
MEDOR/ACC SYNCHRONY			1	100%	1
HERNANDO COUNTY HEALTH DEPT			1	100%	1
COVENANT HOSPITAL HOBBS D/B/A COVENANT		1			1
SKIN AND CANCER ASSOCIATES LLP		1			1
EVERGREEN NURSING HOME		1			1
BRADEN CLINIC		1			1
EXCEL URGENT CARE OF NJ			1	100%	1
GARNET HEALTH DOCTORS		1			1
FLAGLER PROFESSIONAL HEALTH CARE SERVICES INC		1			1
ST JOHNS EPISCOPAL HOSPITAL SOUTH SHORE		1			1
SUMMIT COUNTY PUBLIC HEALTH DEPARTMENT			1	100%	1
WELLOW URGENT CARE-OSWEGO			1	100%	1
MARY WASHINGTON HOSPITAL HOME HEALTH AGENCY	1				1
FLAGLER MEDICAL ASSOCIATES PA			1	100%	1
CARRINGTON, LLC D/B/A THE CARRINGTON		1			1
LOUIS A JOHNSON VAMC		1			1
UNIVERSITY OF FLORIDA			1	100%	1
FAIRHAVEN		1			1
BEACHSIDE DETOX		1			1
ORANGETOWN PEDIATRICS ASSOCIATES		1			1
CARESPOT - OCOEE			1	100%	1
SANTA MONICA CA-UCLA MC			1	100%	1
Pontotoc Health and Rehab		1			1
EXCEPTIONAL EMERGENCY CENTER			1	100%	1
PHYSICIANS PRIMARY CARE LEHIGH PEDS			1	100%	1
WVU MEDICINE AT SUNCREST TOWNE CENTRE			1	100%	1
TRADITIONAL MEDICINE CENTER			1	100%	1
CVS AZ3264POCT PHOENIX			1	100%	1

COVID-19: testing by laboratory

Data through Apr 29, 2021 verified as of Apr 30, 2021 at 09:25 AM

Data in this report are provisional and subject to change.

The numbers in the table below represent the number of Florida and non-Florida residents for whom test results were received by the Department of Health. A person can be tested by more than one laboratory and can have both positive and negative results. **Therefore, the sum of the numbers in each column will be larger than the total number of people tested.**

Reporting lab	Inconclusive	Negative	Positive	Percent positive	Total
ULTIMATE ANALYSIS LABORATORY			1	100%	1
SUNCOAST FAMILY MEDICAL ASSOCIATES			1	100%	1
CENTRAL FLORIDA ADULT MEDICINE		1			1
DR JAMES D FORBES FAMILY CARE CENTER			1	100%	1
CRESTVIEW CLINICAL LABORATORY			1	100%	1
UNIVERISTY HOSPITAL			1	100%	1
CARENOW MIDTOWN			1	100%	1
CONCENTRA - TAMPA EAST		1			1
SHARP CHULA VISTA MEDICAL CENTER			1	100%	1
DIAGNOSTIC GROUP INTEGRATED HEALTHCARE			1	100%	1
UNC HOSPITALS			1	100%	1
ST VINCENTS OUTPATIENT IMAGING		1			1
NEVADA RURAL HOUSING AUTHORITY			1	100%	1
PAMC MICRO LAB			1	100%	1
UNLIMITED MEDICAL SERVICES OF FL PL DBA		1			1
NONA MEDICAL ARTS		1			1
FLORIDA CLINICAL LABORATORY INC DBA			1	100%	1
NORTHWEST TEXAS HEALTHCARE SYSTEM,INC			1	100%	1
DOCTORS AFTER HOURS URGENT CARE CENTER			1	100%	1
AVANTARA REDFIELD		1			1
Tremont Health & Rehabilitation Center		1			1
Terrace Glen Village		1			1
SANTA ROSA PEDIATRICS			1	100%	1
Urgent Care 24/7 Orlando LLC			1	100%	1
IVAN, MAYA			1	100%	1
BLAKE AT PENSACOLA OPERATION CO, LLC, THE			1	100%	1
Acts Manor House		1			1
Michigan Masonic Home		1			1
INTERNAL MEDICINE GROUP OF CENTRAL FLORIDA			1	100%	1
STONECREST MEDICAL CENTER		1			1
HENRICO DOCTOR'S LABORATORY			1	100%	1
Village Crest Center for Health & Rehabilitation		1			1
CVS M08595POCT RAYMORE		1			1
SOMA MEDICAL CENTER PA #2 OAKLAND			1	100%	1
CYPRESS VILLAGE REHAB CENTER		1			1
LAKE COMMUNITY ACTION AGENCY		1			1
MONROE COUNTY PUBLIC HEALTH DEPARTMENT			1	100%	1
MEDEXPRESS URGENT CARE -HOWELL US HWY		1			1
BAPTIST MINOR MEDICAL CENTER			1	100%	1
Big River Nursing and Rehab		1			1
THE CHILDREN'S HOSPITAL OF PHILADELPHIA		1			1
EASTSIDE MEDICAL CLINIC		1			1
PENSACOLA PATHOLOGY		1			1
Carington Park			1	100%	1
CVS IN6536POCT KOKOMO		1			1
FLORIDA DEPARTMENT OF HEALTH IN BROWARD COUNTY		1			1

COVID-19: testing by laboratory

Data through Apr 29, 2021 verified as of Apr 30, 2021 at 09:25 AM

Data in this report are provisional and subject to change.

The numbers in the table below represent the number of Florida and non-Florida residents for whom test results were received by the Department of Health. A person can be tested by more than one laboratory and can have both positive and negative results. **Therefore, the sum of the numbers in each column will be larger than the total number of people tested.**

Reporting lab	Inconclusive	Negative	Positive	Percent positive	Total
Walgreens #11854			1	100%	1
CORDOVA FAMILY PRACTICE			1	100%	1
CHILDRENS SPECIALIST PEDIATRIC PULMMOLOGY &			1	100%	1
EDGAR PRICE FAMILY & CHILDREN HEALTHCARE CENTER			1	100%	1
REEVES COUNTY HOSPITAL DISTRICT			1	100%	1
NORTH SHORE HEMATOLOGY-ONCOLOGY ASSOCI		1			1
CHATEAU TERREBONNE HEALTH CARE		1			1
SHARON REGIONAL MEDICAL CENTER			1	100%	1
ROAN MOUNTAIN MEDICAL CENTER			1	100%	1
UABC			1	100%	1
HEALTHPARTNERS HUDSON CLINIC			1	100%	1
REGIONAL MEDICAL LABORATORY			1	100%	1
CARILION CLINIC LAB TESTING SITE-POSTAL		1			1
DIRECT PRIMARY CARE OF BURLESON			1	100%	1
NAVARRO MEDICAL CENTERS LLC			1	100%	1
ADVENTHEALTH PHYSICIAN GROUP - APPLEWOOD			1	100%	1
Rio Grande City Nursing and Rehab Center			1	100%	1
SUMMIT DETOX INC			1	100%	1
CITRONELLE HEALTH AND REHABILITATION CENTER		1			1
FLAGLER COUNTY BOARD OF COUNTY COMMISSIONERS			1	100%	1
Long Beach Care Center			1	100%	1
PEDIATRIC ASSOCIATES - MIAMI LAKES		1			1
WATERS EDGE ELEMENTARY SCHOOL			1	100%	1
MARINA DEL REY HOSPITAL LAB			1	100%	1
LP Marietta II, LLC		1			1
OMAHA VA MEDICAL CENTER			1	100%	1
PEDRO MENENDEZ HEALTH CENTER AT ST JOHNS			1	100%	1
CARESTAT HOSPICE SERVICES			1	100%	1
TEXAS HEALTH ARLINGTON MEMORIAL HOSPITAL			1	100%	1
Erwin Health Care Center		1			1
MEDEXPRESS URGENT CARE - WAYNESBURG		1			1
MADISON REHABILITATION HOSPITAL		1			1
FALKVILLE HEALTHCARE		1			1
CORNERSTONE OF RECOVERY INC		1			1
THE MEDICAL CENTER AT SCOTTSVILLE			1	100%	1
Victoria Manor		1			1
SAINT BARNABAS MEDICAL CENTER		1			1
SAN ANTONIO DERMATOLOGY AND MEDICAL SPA			1	100%	1
GENERATIONS CENTER OF SPENCER		1			1
ARGENTINE CARE CENTER		1			1
VIVEX/UMTB BIOMEDICAL			1	100%	1
HEALTHCARE ASSOCIATES OF IRVING, LLP			1	100%	1
APOLLO ADVANCED HOME HEALTH CORP			1	100%	1
Smg/North Jersey Hematology & Oncology		1			1
MEDEXPRESS URGENT CARE - HAMILTON SQUA		1			1
KNOX COMMUNITY HOSPITAL			1	100%	1

COVID-19: testing by laboratory

Data through Apr 29, 2021 verified as of Apr 30, 2021 at 09:25 AM

Data in this report are provisional and subject to change.

The numbers in the table below represent the number of Florida and non-Florida residents for whom test results were received by the Department of Health. A person can be tested by more than one laboratory and can have both positive and negative results. **Therefore, the sum of the numbers in each column will be larger than the total number of people tested.**

Reporting lab	Inconclusive	Negative	Positive	Percent positive	Total
ALLIANCE LABORATORY SERVICES			1	100%	1
GARDENS PEDIATRICS LAB			1	100%	1
GINKGO BIOWORKS INC (CONCENTRIC)		1			1
Kroger 353 - The Little Clinic Harpers Point		1			1
LITTLE COMPANY OF MARY HOSPITAL			1	100%	1
CARESPOT - LEE VISTA			1	100%	1
DISCOVERY AT HOME, LLC			1	100%	1
PARK CITY HOSPITAL - RESPIRATORY CARE SERVICES			1	100%	1
TEXAS HEALTH ARLINGTON MEMORIAL		1			1
FLORIDA CLINICAL RESEARCH CENTER, LLC			1	100%	1
AUGUSTA HEALTH CLINICAL LABORATORY			1	100%	1
Regency Square			1	100%	1
Kroger 83 - The Little Clinic Rock Road		1			1
HOUSTON DEPARTMENT OF HEALTH AND HUMAN SERVICES			1	100%	1
WEST COAST CLINICAL LABS INC			1	100%	1
JOHNSON & JOHNSON VISION CARE-VISTAKON			1	100%	1
WEST FLORIDA HOSPITAL LABORATORY			1	100%	1
WRIGHT PATTERSON AFB MEDICAL CENTER			1	100%	1
STEPHENS COUNTY HOSPITAL			1	100%	1
NORTHCREST PHYSICIAN SERVICES INC		1			1
HALIFAX HEALTH PRIMARY CARE			1	100%	1
MINUTECLINIC DIAGNOSTIC OF VIRGINIA, LLC #10088		1			1
CVS TX3702POCT KATY		1			1
HHCS PHARMACY INC			1	100%	1
MINUTE CLINIC DIAGNOSTIC PA			1	100%	1
CROZER-CHESTER MEDICAL CENTER			1	100%	1
SALUDA NURSING CENTER		1			1
BAPTIST HEALTH PRIMARY CARE HOMESTEAD			1	100%	1
Avera Sr. James Care Center		1			1
HEALTH AND HOPE CLINIC INC			1	100%	1
FAST AID URGENT CARE			1	100%	1
PUBLIX PHARMACY #1114			1	100%	1
PERRY COUNTY NURSING HOME		1			1
SHARP GROSSMONT HOSPITAL LABORATORY			1	100%	1
SPRING VALLEY HOSPITAL MEDICAL CENTER			1	100%	1
ACUTE AND COMMUNICABLE DISEASE PREVENTION			1	100%	1
COLER REHABILITATION AND NURSING CARE		1			1
OMC PRIMARY CARE - HOSPITAL CAMPUS			1	100%	1
ROSEN MEDICAL CENTER AT ROSEN COLLEGE CAMPUS			1	100%	1
NORDX			1	100%	1
Kroger 767 - The Little Clinic Beaumont		1			1
PARK AVENUE MEDICAL PROFESSIONALS PC		1			1
SUMMIT HEALTHCARE REGIONAL MEDICAL		1			1
BETHESDA ON TURKEY CREEK			1	100%	1
APS-SUMMIT CARE PHARMACY, LLC DBA OMNICARE		1			1
CLEVELAND CLINIC OHIO LABORATORIES			1	100%	1

COVID-19: testing by laboratory

Data through Apr 29, 2021 verified as of Apr 30, 2021 at 09:25 AM

Data in this report are provisional and subject to change.

The numbers in the table below represent the number of Florida and non-Florida residents for whom test results were received by the Department of Health. A person can be tested by more than one laboratory and can have both positive and negative results. **Therefore, the sum of the numbers in each column will be larger than the total number of people tested.**

Reporting lab	Inconclusive	Negative	Positive	Percent positive	Total
TITUSVILLE REHABILITATION AND NURSING CENTER		1			1
STORMONT VAIL HOSPITAL			1	100%	1
MANHATTAN EYE EAR AND THROAT HOSPITAL		1			1
777 URGENT CARE			1	100%	1
VERMONT DEPT OF HEALTH LABORATORY			1	100%	1
BUREAU COUNTY HEALTH DEPT			1	100%	1
ARKANSAS PUBLIC HEALTH LABORATORY		1			1
WEST VIRGINIA UNIVERSITY HOSPITALS			1	100%	1
CARENOW URGENT CARE-MURFREESBORO			1	100%	1
ISLANDS ASSISTED LIVING FACILITY,THE			1	100%	1
CHI ST. LUKE'S HEALTH BCM MEDICAL CENTER			1	100%	1
Avon Health Center		1			1
Royal Palm Beach Health and Rehab Center			1	100%	1
CHI MEMORIAL HOSPITAL CHATTANOOGA			1	100%	1
ODYSSEY HEALTH CARE OF MARION COUNTY LLC		1			1
PIEDMONT QUICKCARE		1			1
MEDEXPRESS URGENT CARE-MEADVILLE			1	100%	1
BAPTIST ASI			1	100%	1
Port Orange Nursing And Rehab Center			1	100%	1
MEMORIAL HERMANN KATY HOSPITAL			1	100%	1
SOUTH SEMINOLE HOSPITAL POCT			1	100%	1
RCP OF MEMORIAL WEST			1	100%	1
VA North May Outpatient Clinic		1			1
BRIDGES AT LIFE CARE CENTER OF OCALA, THE			1	100%	1
PLANT CITY FIRE RESCUE		1			1
LOVELACE WOMEN'S HOSPITAL		1			1
HEALTH PLUS SUNRISE MEDICAL OFFICE			1	100%	1
MIAMI VASCULAR SURGERY			1	100%	1
INLET CONCIERGE MEDICINE			1	100%	1
NEMOURS CHILDREN'S PRIMARY CARE, ST CLOUD			1	100%	1
ADVENTHEALTH IMAGING WINTERGARDEN		1			1
EVEXIA DIAGNOSTICS			1	100%	1
LABORATORIO MEDICO CENTRAL CONDOMINO MD			1	100%	1
FAMILY & INTERNAL MEDICINE CENTER		1			1
HOSPITALS OF PROVIDENCE TRANSMOUNTAIN CAMPUS, THE			1	100%	1
Medilodge of East Lansing		1			1
Heartland Health Care Center Jacksonville			1	100%	1
Kroger 350 - The Little Clinic New Cut Road		1			1
LAKE VISTA DIALYSIS			1	100%	1
NEW HANOVER REGIONAL MEDICAL CENTER			1	100%	1
RIVERVIEW HOSPITAL D/B/A UNIVERSITY		1			1
Pathways Nursing and Rehabilitation Center		1			1
UW MEDICINE MS CENTER			1	100%	1
PALM BEACH DIABETES AND ENDOCRINE SPECIALISTS, PA			1	100%	1
LRGHEALTHCARE		1			1
5 STAR HOME HEALTH SERVICES INC		1			1

COVID-19: testing by laboratory

Data through Apr 29, 2021 verified as of Apr 30, 2021 at 09:25 AM

Data in this report are provisional and subject to change.

The numbers in the table below represent the number of Florida and non-Florida residents for whom test results were received by the Department of Health. A person can be tested by more than one laboratory and can have both positive and negative results. **Therefore, the sum of the numbers in each column will be larger than the total number of people tested.**

Reporting lab	Inconclusive	Negative	Positive	Percent positive	Total
Heartland of Perrysburg		1			1
HEALTH CARE SERVICES LC			1	100%	1
BAYOU URGENT CARE			1	100%	1
BOND & STEELE CLINIC PA D/B/A		1			1
MIAMI NORTH DIALYSIS			1	100%	1
Manor Care Health Services- Wilmington			1	100%	1
HEALTHFORCE PARTNERS INC			1	100%	1
FASTMED - LAKEWAY			1	100%	1
MADISON AT OVIEDO			1	100%	1
Le Roy Village Green		1			1
Brown Nursing Home		1			1
RIVERSIDE MEDICAL CENTER		1			1
THE LITTLE CLINIC LLC			1	100%	1
Dulles Health and Rehab Center		1			1
PEDRO L ORTEGA MD PA			1	100%	1
SANFORD LABORATORIES WATERTOWN			1	100%	1
Falmouth By The Sea			1	100%	1
The Jordan Center		1			1
MANCHESTER COMMONS		1			1
Community Compassion Center of Batesville			1	100%	1
RESOURCE PATH LLC			1	100%	1
SAINT LEO UNIVERSITY INCORPORATED			1	100%	1
TENNOVA HEALTHCARE - CLEVELAND			1	100%	1
Moab Regional Hospital			1	100%	1
Kroger 968 - The Little Clinic Colerain Township		1			1
SANTA MONICA FERTILITY			1	100%	1
BROOKSHIRE, THE			1	100%	1
Integrity Healthcare of Carbondale			1	100%	1
CURA LABORATORY SERVICES			1	100%	1
CHRISTUS GOOD SHEPHERD MEDICAL CENTER			1	100%	1
Fairhope		1			1
441 URGENT CARE CENTER - BROWNWOOD			1	100%	1
ST. LUKE'S HOSPITAL			1	100%	1
Courtenay Springs Village			1	100%	1
NORTHSIDE PEDIATRICS & ADOLESCENT MEDI		1			1
FINLAY MEDICAL RESEARCH CORP			1	100%	1
CAMBRIDGE HEALTH ALLIANCE			1	100%	1
GIFFORD MEMORIAL HOSPITAL		1			1
Carrollton Manor Inc		1			1
MEDCOR AT ROYAL CARIBBEAN			1	100%	1
FRESENIUS KIDNEY CARE - BOCA RATON			1	100%	1
SUNCOAST BEHAVIORAL HEALTH CENTER			1	100%	1
NHC Sequatchie		1			1
TARRANT MEDICAL ASSOCIATES			1	100%	1
SANFORD HOME		1			1
QUINCY DIALYSIS			1	100%	1

COVID-19: testing by laboratory

Data through Apr 29, 2021 verified as of Apr 30, 2021 at 09:25 AM

Data in this report are provisional and subject to change.

The numbers in the table below represent the number of Florida and non-Florida residents for whom test results were received by the Department of Health. A person can be tested by more than one laboratory and can have both positive and negative results. **Therefore, the sum of the numbers in each column will be larger than the total number of people tested.**

Reporting lab	Inconclusive	Negative	Positive	Percent positive	Total
PHOEBE HOME INC		1			1
STERLING HOUSE OF PORT ORANGE		1			1
Kroger 481 - The Little Clinic Houston Levee		1			1
Walgreens #3661		1			1
CARENOW MURFREESBORO MEDICAL CENTER PK		1			1
BAPTIST HEALTH FLOYD			1	100%	1
PEDIATRIC ASSOCIATES - DORAL			1	100%	1
LAKE LURE HEALTH CENTER			1	100%	1
Ozark Health and Rehabilitation, LLC		1			1
PARRISH MEDICAL GROUP			1	100%	1
BLOOD SYSTEMS LABORATORIES			1	100%	1
SACRED HEART HOSPITAL			1	100%	1
KIDS CARE PEDIATRICS			1	100%	1
LiveWell		1			1
THE CHRIST HOSPITAL			1	100%	1
Luling Living Center		1			1
CVS KS8573POCT OVERLAND PARK		1			1
RIVERVIEW HOSPITAL	1				1
GOOD SAMARITAN SOCIETY-FOREST CITY		1			1
Isle Health and Rehabilitation Center			1	100%	1
ORMOND BEACH DIALYSIS			1	100%	1
WILSON FAMILY MEDICINE LLC		1			1
CENTRAL FLORIDA HEALTH CARE, INC			1	100%	1
DEL PRADO MEDICAL CENTER, INC		1			1
FRESENIUS SOUTH FORT MYERS		1			1
DR AZIZ CLINIC			1	100%	1
LEELANAU OPCO, LLC		1			1
BAPTIST HOSPITAL FAMILY MEDICINE TIGER POINT			1	100%	1
BALLAD HEALTH MEDICAL ASSOCIATES URGENT CARE - JOHNSON CITY			1	100%	1
CLIFTON SPRINGS		1			1
Spring Gate Rehab and Healthcare Center		1			1
NLAC SUMMERBIO			1	100%	1
PCG MOLECULAR			1	100%	1
CHILTON URGENT CARE			1	100%	1
FRIO REGIONAL PRIMARY CARE AND URGENT CARE CLINIC			1	100%	1
BOCA GENERAL AND FAMILY MEDICINE		1			1
St Mary's d'Youville Pavilion		1			1
Oklahoma Methodist Manor			1	100%	1
RUBY MEMORIAL HOSP. LAB			1	100%	1
DERMDX, DIV OF AURORA DIAGNOSTICS/BERNHARDT LAB		1			1
PREMIER MEDICAL CLINIC		1			1
FHPG INTERNAL MEDICINE OF BRANDON			1	100%	1
Robinson Terrace Rehabilitation and Nursing Center		1			1
ST FRANCIS COLLEGE WELLNESS CENTER		1			1
FLORIDA ADVANCED MEDICAL AND DERM AESTHETICS LLC			1	100%	1
Monument Health Strugis Care Center		1			1

COVID-19: testing by laboratory

Data through Apr 29, 2021 verified as of Apr 30, 2021 at 09:25 AM

Data in this report are provisional and subject to change.

The numbers in the table below represent the number of Florida and non-Florida residents for whom test results were received by the Department of Health. A person can be tested by more than one laboratory and can have both positive and negative results. **Therefore, the sum of the numbers in each column will be larger than the total number of people tested.**

Reporting lab	Inconclusive	Negative	Positive	Percent positive	Total
CAN COMMUNITY HEALTH LLC		1			1
AMD			1	100%	1
OPTUM OF HIALEAH		1			1
NHC PLACE AT COOL SPRINGS		1			1
COMMUNITY			1	100%	1
CHILDREN'S NATIONAL MEDICAL CENTER			1	100%	1
INDIAN RIDGE		1			1
LADY LAKE FAMILY MEDICINE			1	100%	1
SPARTA HEALTH & REHAB		1			1
AAA MEDICAL TESTING			1	100%	1
SYNERGY DIALYSIS INC			1	100%	1
WALGREENS #15369		1			1
PALM BEACH COUNTY HEALTH DEPT.			1	100%	1
ENT & ALLERGY ASSOCIATES, LLP - SLEEPY HOLLOW (ABBOTT)		1			1
Kroger 670 - The Little Clinic Powell		1			1
Mason Health and Rehab		1			1
COASTAL ER IX, PHYSICIANS PREMIER			1	100%	1
THE LITTLE CLINIC, LLC			1	100%	1
CONCIERGE INTERNAL MEDICINE ASSOCIATES			1	100%	1
NORTHEAST BAPTIST HOSPITAL			1	100%	1
Walgreens #10851		1			1
DESERT ROSE FL LLC		1			1
MEDEXPRESS URGENT CARE, EDWARDSVILLE		1			1
Total	105,060	19,689,546	2,887,828	13%	22,682,434