

COVID-19: summary of cases and monitoring

Data through Apr 26, 2021 verified as of Apr 27, 2021 at 09:25 AM

Data in this report are provisional and subject to change.

Cases: people with positive PCR or antigen test result		Cases: people with positive PCR or antigen test result	
Total cases		Risk factors for Florida residents	
Florida residents	2,217,368	Traveled	17,396
Non-Florida residents	2,175,844	Contact with a known case	866,502
	41,524	Traveled and contact with a known case	23,748
Type of testing		Neither	1,268,198
Florida residents	2,175,844	No travel and no contact	261,288
Positive by BPHL/CDC	79,214	Travel is unknown	718,332
Positive by commercial/hospital lab	2,096,630	Contact is unknown	481,791
PCR positive	1,739,003	Contact is pending	456,560
Antigen positive	436,841		
Non-Florida residents	41,524	Travel can be unknown and contact can be unknown or pending for the same case, these numbers will sum to more than the "neither" total.	
Positive by BPHL/CDC	979		
Positive by commercial/hospital lab	40,545		
PCR positive	28,223		
Antigen positive	13,301		
Characteristics			
Florida residents hospitalized	89,808		
Florida resident deaths	34,958		
Non-Florida resident deaths	688		
Hospitalized counts include anyone who was hospitalized at some point during their illness. It does not reflect the number of people currently hospitalized.			
More information on deaths identified through death certificate data is available on the National Center for Health Statistics website at www.cdc.gov/nchs/nvss/vsrr/COVID19/index.htm .			

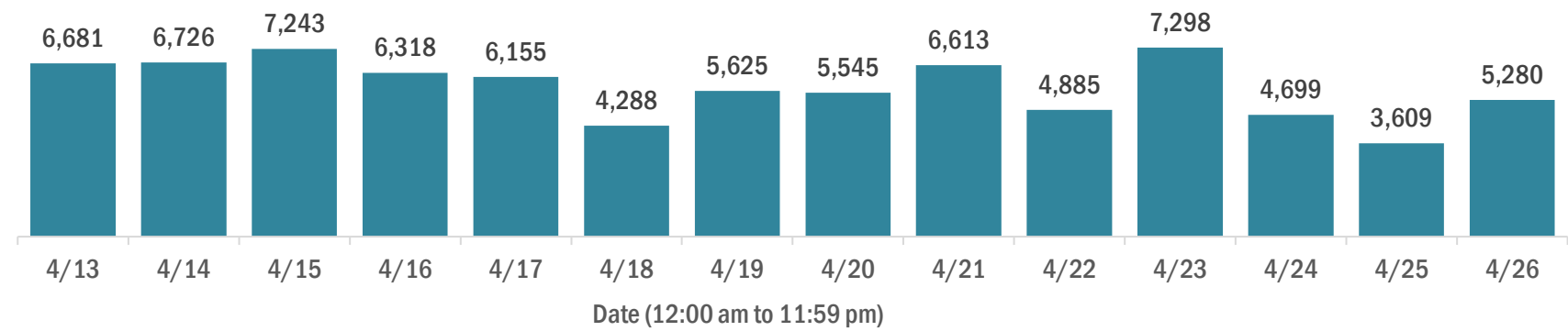
COVID-19: summary of laboratory testing

Data through Apr 26, 2021 verified as of Apr 27, 2021 at 09:25 AM

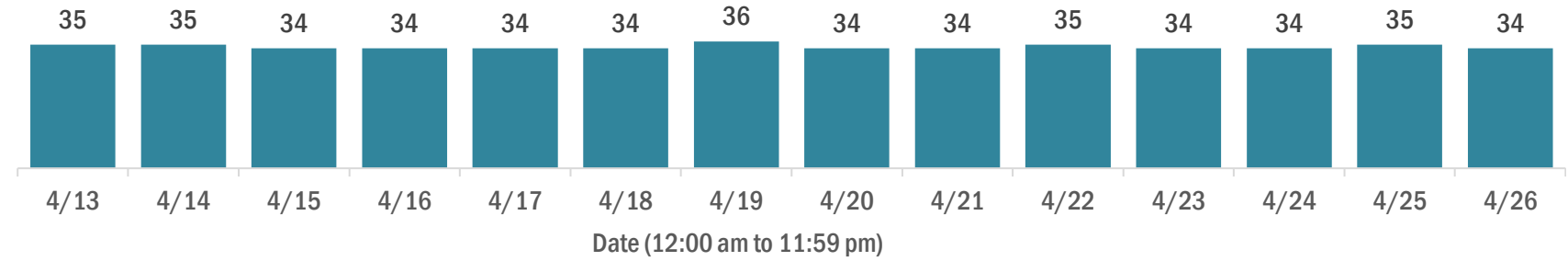
Data in this report are provisional and subject to change.

Cases in Florida residents per day for the past 2 weeks

Number of cases per day



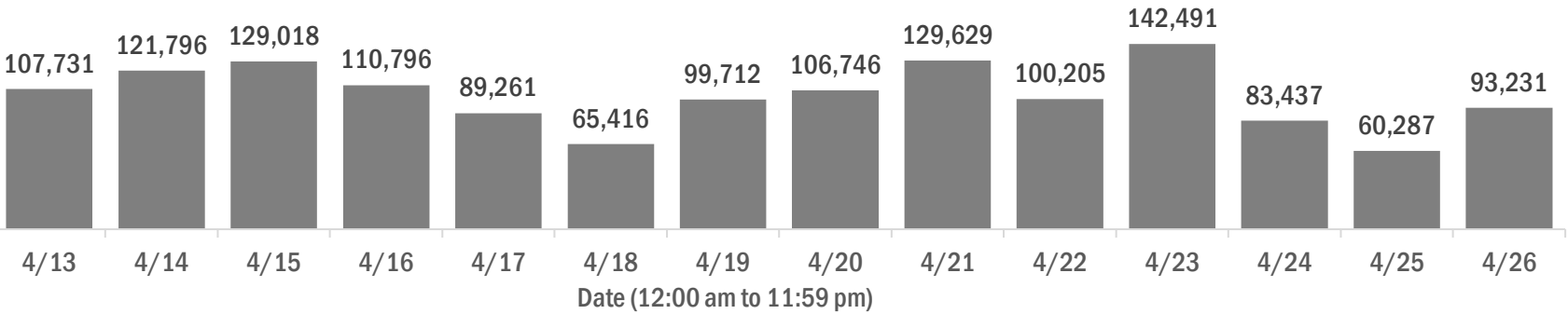
Median age of cases by day



Laboratory testing for Florida residents over the past 2 weeks

Number of Florida residents tested per day

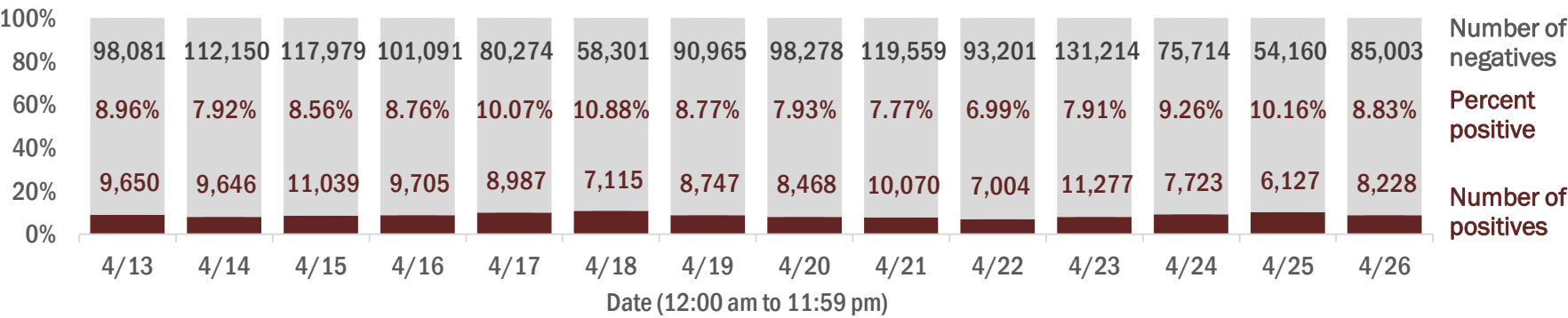
These counts include the number of people for whom the Department received PCR or antigen laboratory results by day. People tested on multiple days will be included for each day a new result was received. A person is only counted once for each day they are tested, regardless of whether multiple specimens are tested or multiple results are received.



Number and percent of Florida residents with positive test results

The percent of positive results ranged from 6.99% to 10.88% over the past 2 weeks and was 8.83% yesterday.

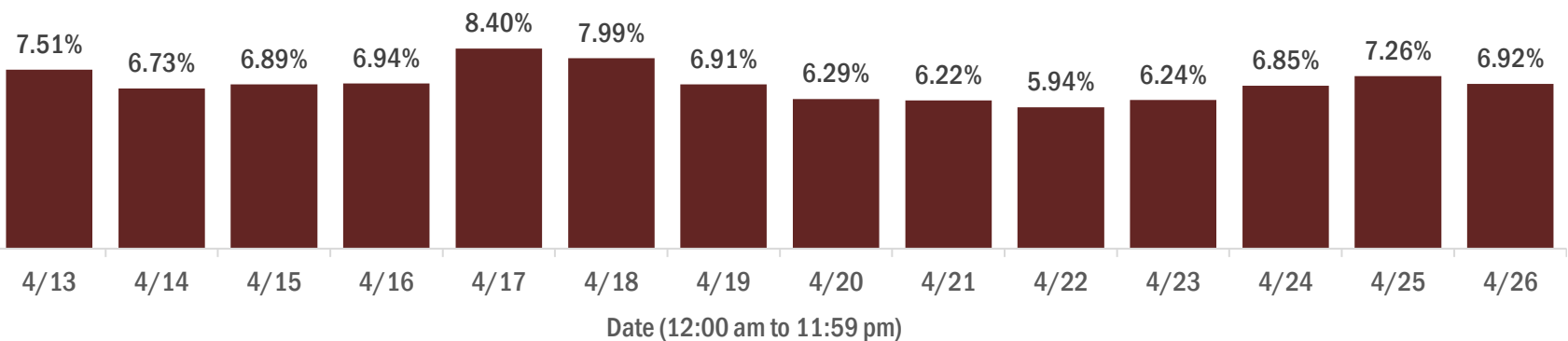
These counts include the number of people for whom the Department received PCR or antigen laboratory results by day. People tested on multiple days will be included for each day a new result was received. A person is only counted once for each day they are tested, regardless of whether multiple specimens are tested or multiple results are received. If a person has a positive specimen and a negative specimen in the same day, only the positive result is counted.



Percent positivity for new cases in Florida residents

The percent of positive results ranged from 5.94% to 8.40% over the past 2 weeks and was 6.92% yesterday.

This percent is the number of people who test PCR- or antigen-positive for the first time divided by all the people tested that day, excluding people who have previously tested positive.



COVID-19: characteristics of 2,175,844 Florida resident cases

Data through Apr 26, 2021 verified as of Apr 27, 2021 at 09:25 AM

Data in this report are provisional and subject to change.

Age group	Cases		Hospitalizations		Deaths	
0-4 years	45,865	<div><div></div></div> 2%	607	<div><div></div></div> 1%	1	<div><div></div></div> 0%
5-14 years	143,255	<div><div></div></div> 7%	599	<div><div></div></div> 1%	5	<div><div></div></div> 0%
15-24 years	339,412	<div><div></div></div> 16%	2,269	<div><div></div></div> 3%	46	<div><div></div></div> 0%
25-34 years	381,872	<div><div></div></div> 18%	4,428	<div><div></div></div> 5%	198	<div><div></div></div> 1%
35-44 years	339,403	<div><div></div></div> 16%	6,622	<div><div></div></div> 7%	545	<div><div></div></div> 2%
45-54 years	330,669	<div><div></div></div> 15%	10,263	<div><div></div></div> 11%	1,377	<div><div></div></div> 4%
55-64 years	283,444	<div><div></div></div> 13%	15,441	<div><div></div></div> 17%	3,860	<div><div></div></div> 11%
65-74 years	171,996	<div><div></div></div> 8%	18,653	<div><div></div></div> 21%	7,461	<div><div></div></div> 21%
75-84 years	94,417	<div><div></div></div> 4%	18,560	<div><div></div></div> 21%	10,580	<div><div></div></div> 30%
85+ years	43,924	<div><div></div></div> 2%	12,357	<div><div></div></div> 14%	10,885	<div><div></div></div> 31%
Unknown	1,587	<div><div></div></div> 0%	9	<div><div></div></div> 0%	0	<div><div></div></div> 0%
Total	2,175,844		89,808		34,958	

Gender	Cases	
Female	1,137,217	<div><div></div></div> 52%
Male	1,019,404	<div><div></div></div> 47%
Unknown	19,223	<div><div></div></div> 1%
Total	2,175,844	

Ethnicity	Cases		Hospitalizations		Deaths	
Hispanic	706,339	<div><div></div></div> 32%	22,893	<div><div></div></div> 25%	8,211	<div><div></div></div> 23%
Non-Hispanic	1,062,391	<div><div></div></div> 49%	62,787	<div><div></div></div> 70%	24,532	<div><div></div></div> 70%
Unknown	407,114	<div><div></div></div> 19%	4,128	<div><div></div></div> 5%	2,215	<div><div></div></div> 6%
Total	2,175,844		89,808		34,958	

Race and ethnicity	Cases		Hospitalizations		Deaths	
White	1,239,170	<div><div></div></div> 57%	58,986	<div><div></div></div> 66%	25,620	<div><div></div></div> 73%
Hispanic	470,439	<div><div></div></div> 22%	16,407	<div><div></div></div> 18%	6,579	<div><div></div></div> 19%
Non-Hispanic	679,214	<div><div></div></div> 31%	40,840	<div><div></div></div> 45%	17,929	<div><div></div></div> 51%
Unknown	89,517	<div><div></div></div> 4%	1,739	<div><div></div></div> 2%	1,112	<div><div></div></div> 3%
Black	286,646	<div><div></div></div> 13%	18,656	<div><div></div></div> 21%	5,624	<div><div></div></div> 16%
Hispanic	17,145	<div><div></div></div> 1%	802	<div><div></div></div> 1%	238	<div><div></div></div> 1%
Non-Hispanic	247,468	<div><div></div></div> 11%	17,486	<div><div></div></div> 19%	5,206	<div><div></div></div> 15%
Unknown	22,033	<div><div></div></div> 1%	368	<div><div></div></div> 0%	180	<div><div></div></div> 1%
Other race	337,787	<div><div></div></div> 16%	9,833	<div><div></div></div> 11%	2,739	<div><div></div></div> 8%
Hispanic	169,573	<div><div></div></div> 8%	5,199	<div><div></div></div> 6%	1,220	<div><div></div></div> 3%
Non-Hispanic	115,967	<div><div></div></div> 5%	4,187	<div><div></div></div> 5%	1,290	<div><div></div></div> 4%
Unknown	52,247	<div><div></div></div> 2%	447	<div><div></div></div> 0%	229	<div><div></div></div> 1%
Unknown race	312,241	<div><div></div></div> 14%	2,333	<div><div></div></div> 3%	975	<div><div></div></div> 3%
Hispanic	49,182	<div><div></div></div> 2%	485	<div><div></div></div> 1%	174	<div><div></div></div> 0%
Non-Hispanic	19,742	<div><div></div></div> 1%	274	<div><div></div></div> 0%	107	<div><div></div></div> 0%
Unknown	243,317	<div><div></div></div> 11%	1,574	<div><div></div></div> 2%	694	<div><div></div></div> 2%
Total	2,175,844		89,808		34,958	

Hospitalization counts include anyone who was hospitalized at some point during their illness. It does not reflect the number of people currently hospitalized. **Other race** includes any person with a race of American Indian/Alaskan native, Asian, native Hawaiian/Pacific Islander, or other.

COVID-19: deaths in Florida residents and staff of long-term care facilities

Data through Apr 26, 2021 verified as of Apr 27, 2021 at 09:25 AM

Data in this report are provisional and subject to change.

For current cases in residents or staff of long-term care facilities, please visit: <https://floridahealthcovid19.gov/>

CountyDeaths				CountyDeaths				CountyDeaths			
Palm Beach	1068	<div></div>	9%	Okaloosa	166	<div></div>	1%	Madison	20	<div></div>	0%
Dade	1016	<div></div>	9%	Hernando	160	<div></div>	1%	Calhoun	18	<div></div>	0%
Pinellas	896	<div></div>	8%	Osceola	143	<div></div>	1%	Flagler	17	<div></div>	0%
Broward	688	<div></div>	6%	Charlotte	136	<div></div>	1%	Gulf	17	<div></div>	0%
Hillsborough	579	<div></div>	5%	Indian River	122	<div></div>	1%	Wakulla	16	<div></div>	0%
Duval	439	<div></div>	4%	Clay	121	<div></div>	1%	Bradford	14	<div></div>	0%
Polk	433	<div></div>	4%	Leon	100	<div></div>	1%	Washington	13	<div></div>	0%
Brevard	407	<div></div>	4%	Highlands	93	<div></div>	1%	Baker	12	<div></div>	0%
Orange	404	<div></div>	4%	Bay	91	<div></div>	1%	Holmes	12	<div></div>	0%
Sarasota	399	<div></div>	4%	Jackson	87	<div></div>	1%	Jefferson	12	<div></div>	0%
Lee	346	<div></div>	3%	St. Johns	86	<div></div>	1%	Gadsden	10	<div></div>	0%
Marion	329	<div></div>	3%	Santa Rosa	82	<div></div>	1%	Lafayette	10	<div></div>	0%
Volusia	298	<div></div>	3%	Alachua	80	<div></div>	1%	Franklin	9	<div></div>	0%
Escambia	282	<div></div>	3%	Suwannee	60	<div></div>	1%	Levy	7	<div></div>	0%
St. Lucie	246	<div></div>	2%	Columbia	52	<div></div>	0%	Desoto	6	<div></div>	0%
Seminole	232	<div></div>	2%	Putnam	44	<div></div>	0%	Dixie	5	<div></div>	0%
Pasco	226	<div></div>	2%	Sumter	44	<div></div>	0%	Monroe	5	<div></div>	0%
Lake	225	<div></div>	2%	Nassau	34	<div></div>	0%	Taylor	3	<div></div>	0%
Manatee	193	<div></div>	2%	Walton	30	<div></div>	0%	Hardee	2	<div></div>	0%
Collier	192	<div></div>	2%	Hendry	29	<div></div>	0%	Hamilton	1	<div></div>	0%
Citrus	177	<div></div>	2%	Okeechobee	24	<div></div>	0%	Liberty	1	<div></div>	0%
Martin	171	<div></div>	2%	Gilchrist	21	<div></div>	0%	Total	11,261		

Note: cases are summarized by the county of usual residence. Residents and staff may be cases associated with facilities that are not in their county of usual residence, resulting in cases being included below for counties that do not have facilities with known cases.

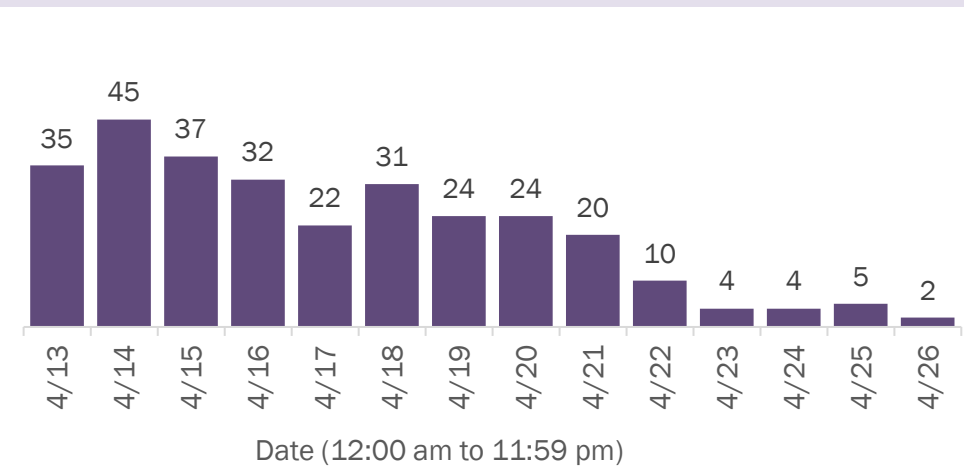
COVID-19: cases in Florida residents who have died

Data through Apr 26, 2021 verified as of Apr 27, 2021 at 09:25 AM

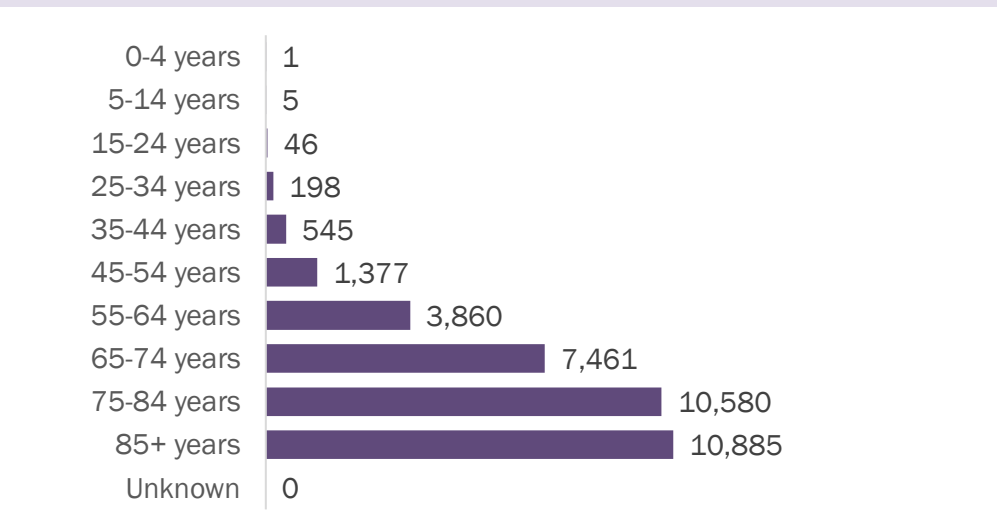
Data in this report are provisional and subject to change.

Demographics for all identified COVID-19 deaths: 34,958

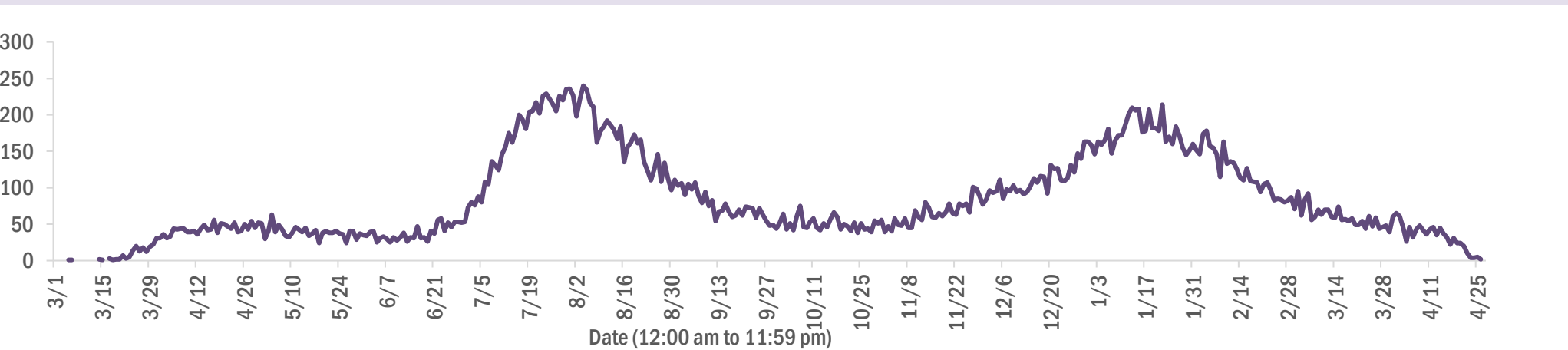
Deaths by date of death for the past 2 weeks



Deaths by age group



Deaths by date of death since March 2020



Age group	Deaths	Cases	Case fatality rate	Mortality rate per 100,000 population
0-4 years	1	45,865	0.0%	0.1
5-14 years	5	143,255	0.0%	0.2
15-24 years	46	339,412	0.0%	1.8
25-34 years	198	381,872	0.1%	7.0
35-44 years	545	339,403	0.2%	20.9
45-54 years	1,377	330,669	0.4%	49.4
55-64 years	3,860	283,444	1.4%	133.5
65-74 years	7,461	171,996	4.3%	307.4
75-84 years	10,580	94,417	11.2%	753.4
85+ years	10,885	43,924	24.8%	1884.7
Unknown	0	1,587	0.0%	
Total	34,958	2,175,844	1.6%	161.8

Gender	Deaths	Cases	Case fatality rate	Mortality rate per 100,000 population
Female	15,336	1,137,217	1.3%	138.9
Male	19,621	1,019,404	1.9%	185.8
Unknown	1	19,223	0.0%	
Total	34,958	2,175,844	1.6%	161.8

Race	Deaths	Cases	Case fatality rate	Mortality rate per 100,000 population
White	25,620	1,239,170	2.1%	153.4
Black	5,624	286,646	2.0%	153.8
Other	2,739	337,787	0.8%	220.1
Unknown	975	312,241	0.3%	
Total	34,958	2,175,844	1.6%	161.8

Ethnicity	Deaths	Cases	Case fatality rate	Mortality rate per 100,000 population
Hispanic	8,211	706,339	1.2%	144.6
Non-Hispanic	24,532	1,062,391	2.3%	154.1
Unknown	2,215	407,114	0.5%	
Total	34,958	2,175,844	1.6%	161.8

COVID-19: characteristics of 2,175,844 cases

Data through Apr 26, 2021 verified as of Apr 27, 2021 at 09:25 AM

Data in this report are provisional and subject to change.

Tables below include cases in Florida residents and non-Florida residents.

All 67 Florida counties have cases:

County	FL resident cases		Non-FL resident cases	Total cases	FL resident deaths	FL death rate
Dade	474,200	<div></div> 22%	6,283	480,483	6,130	1.3%
Broward	231,443	<div></div> 11%	2,800	234,243	2,877	1.2%
Palm Beach	139,504	<div></div> 6%	2,549	142,053	2,755	2.0%
Orange	133,032	<div></div> 6%	2,096	135,128	1,239	0.9%
Hillsborough	132,716	<div></div> 6%	1,139	133,855	1,682	1.3%
Duval	95,165	<div></div> 4%	1,584	96,749	1,375	1.4%
Pinellas	76,330	<div></div> 4%	1,911	78,241	1,596	2.1%
Lee	66,343	<div></div> 3%	2,278	68,621	956	1.4%
Polk	66,448	<div></div> 3%	474	66,922	1,301	2.0%
Osceola	42,852	<div></div> 2%	776	43,628	498	1.2%
Volusia	41,622	<div></div> 2%	755	42,377	786	1.9%
Brevard	39,827	<div></div> 2%	711	40,538	854	2.1%
Pasco	39,965	<div></div> 2%	343	40,308	738	1.8%
Manatee	36,928	<div></div> 2%	870	37,798	660	1.8%
Escambia	32,117	<div></div> 1%	3,673	35,790	677	2.1%
Collier	33,708	<div></div> 2%	1,329	35,037	522	1.5%
Seminole	33,115	<div></div> 2%	250	33,365	486	1.5%
Sarasota	30,636	<div></div> 1%	1,555	32,191	809	2.6%
Leon	30,436	<div></div> 1%	912	31,348	312	1.0%
Marion	30,379	<div></div> 1%	159	30,538	947	3.1%
Lake	28,525	<div></div> 1%	502	29,027	621	2.2%
St. Lucie	25,614	<div></div> 1%	191	25,805	621	2.4%
Alachua	24,222	<div></div> 1%	296	24,518	273	1.1%
St. Johns	21,986	<div></div> 1%	308	22,294	207	0.9%
Okaloosa	20,102	<div></div> 1%	225	20,327	361	1.8%
Bay	19,154	<div></div> 1%	785	19,939	382	2.0%
Clay	18,267	<div></div> 1%	51	18,318	336	1.8%
Santa Rosa	17,849	<div></div> 1%	246	18,095	284	1.6%
Hernando	13,493	<div></div> 1%	105	13,598	460	3.4%
Charlotte	12,412	<div></div> 1%	212	12,624	413	3.3%
Indian River	12,245	<div></div> 1%	110	12,355	294	2.4%
Martin	11,896	<div></div> 1%	232	12,128	313	2.6%
Citrus	10,821	<div></div> 0%	97	10,918	438	4.0%
Sumter	9,114	<div></div> 0%	106	9,220	275	3.0%
Highlands	8,285	<div></div> 0%	92	8,377	343	4.1%

County	FL resident cases		Non-FL resident cases	Total cases	FL resident deaths	FL death rate
Nassau	7,829	<div></div> 0%	440	8,269	124	1.6%
Columbia	8,019	<div></div> 0%	44	8,063	168	2.1%
Walton	6,854	<div></div> 0%	858	7,712	88	1.3%
Flagler	7,064	<div></div> 0%	97	7,161	109	1.5%
Monroe	6,457	<div></div> 0%	395	6,852	49	0.8%
Putnam	6,373	<div></div> 0%	22	6,395	144	2.3%
Jackson	6,084	<div></div> 0%	67	6,151	156	2.6%
Gadsden	5,610	<div></div> 0%	17	5,627	93	1.7%
Suwannee	5,287	<div></div> 0%	29	5,316	138	2.6%
Hendry	4,647	<div></div> 0%	17	4,664	81	1.7%
Desoto	4,243	<div></div> 0%	27	4,270	92	2.2%
Okeechobee	3,892	<div></div> 0%	53	3,945	88	2.3%
Unknown	308	<div></div> 0%	3,184	3,492	0	0.0%
Baker	3,453	<div></div> 0%	18	3,471	60	1.7%
Wakulla	3,380	<div></div> 0%	14	3,394	54	1.6%
Levy	3,372	<div></div> 0%	9	3,381	51	1.5%
Hardee	3,068	<div></div> 0%	15	3,083	42	1.4%
Bradford	2,973	<div></div> 0%	13	2,986	56	1.9%
Washington	2,695	<div></div> 0%	21	2,716	51	1.9%
Taylor	2,707	<div></div> 0%	5	2,712	45	1.7%
Holmes	2,202	<div></div> 0%	33	2,235	49	2.2%
Madison	2,022	<div></div> 0%	26	2,048	45	2.2%
Gulf	1,926	<div></div> 0%	23	1,949	42	2.2%
Union	1,811	<div></div> 0%	1	1,812	72	4.0%
Calhoun	1,683	<div></div> 0%	3	1,686	43	2.6%
Hamilton	1,601	<div></div> 0%	20	1,621	25	1.6%
Lafayette	1,614	<div></div> 0%	0	1,614	26	1.6%
Dixie	1,592	<div></div> 0%	3	1,595	24	1.5%
Gilchrist	1,587	<div></div> 0%	5	1,592	43	2.7%
Jefferson	1,456	<div></div> 0%	22	1,478	27	1.9%
Franklin	1,276	<div></div> 0%	33	1,309	17	1.3%
Liberty	1,064	<div></div> 0%	1	1,065	16	1.5%
Glades	944	<div></div> 0%	4	948	19	2.0%
Total	2,175,844		41,524	2,217,368	34,958	1.6%

COVID-19: characteristics of 2,175,844 Florida resident cases

Data through Apr 26, 2021 verified as of Apr 27, 2021 at 09:25 AM

Data in this report are provisional and subject to change.

The table below includes the cities and counties of residence for cases in Florida residents based on the patient's ZIP Code. Note that city is not always received as part of the initial notification and may be missing while the case is being investigated.

City and county	Cases
Miami, Dade	274,980
Orlando, Orange	98,688
Jacksonville, Duval	89,464
Tampa, Hillsborough	77,187
Hialeah, Dade	66,349
Fort Lauderdale, Broward	49,104
Hollywood, Broward	43,927
West Palm Beach, Palm Beach	34,018
Kissimmee, Osceola	32,972
Tallahassee, Leon	29,402
Homestead, Dade	29,070
Naples, Collier	28,499
Saint Petersburg, Pinellas	27,851
Pensacola, Escambia	26,780
Fort Myers, Lee	25,608
Bradenton, Manatee	24,043
Boca Raton, Palm Beach	23,906
Lakeland, Polk	22,974
Ocala, Marion	22,321
Pompano Beach, Broward	21,808
Gainesville, Alachua	19,265
Sarasota, Sarasota	18,921
Cape Coral, Lee	17,090
Port Saint Lucie, St. Lucie	17,059
Lake Worth, Palm Beach	16,738
Miami Beach, Dade	15,703
Miramar, Broward	15,049
Clearwater, Pinellas	14,978
Coral Springs, Broward	13,725
Boynton Beach, Palm Beach	13,555
Doral, Dade	13,463
Miami Gardens, Dade	12,746
Panama City, Bay	12,138
Saint Augustine, St. Johns	11,783
Melbourne, Brevard	11,382
Winter Haven, Polk	11,170
Lehigh Acres, Lee	10,865
Delray Beach, Palm Beach	10,407
Davie, Broward	10,349
Riverview, Hillsborough	10,252
Vero Beach, Indian River	9,425
Palm Bay, Brevard	9,334
New Port Richey, Pasco	9,233
Sunrise, Broward	9,074
Milton, Santa Rosa	8,635
Saint Cloud, Osceola	8,580
Fort Pierce, St. Lucie	8,382
Coral Gables, Dade	8,328
Largo, Pinellas	8,320
Daytona Beach, Volusia	8,284
Apopka, Orange	8,154
Plantation, Broward	8,153
Spring Hill, Hernando	8,108
North Miami Beach, Dade	7,960
Davenport, Polk	7,868
Clermont, Lake	7,768
Brandon, Hillsborough	7,688
Sanford, Seminole	7,450
Orange Park, Clay	7,415

COVID-19: characteristics of 2,175,844 Florida resident cases

Data through Apr 26, 2021 verified as of Apr 27, 2021 at 09:25 AM

Data in this report are provisional and subject to change.

The table below includes the cities and counties of residence for cases in Florida residents based on the patient's ZIP Code. Note that city is not always received as part of the initial notification and may be missing while the case is being investigated.

City and county	Cases
Deltona, Volusia	7,323
Lake City, Columbia	7,290
Weston, Broward	7,242
Jupiter, Palm Beach	7,225
Plant City, Hillsborough	7,137
Deerfield Beach, Broward	6,775
Winter Garden, Orange	6,521
Tamarac, Broward	6,236
Port Charlotte, Charlotte	6,070
Palm Coast, Flagler	5,950
Wesley Chapel, Pasco	5,920
Coconut Creek, Broward	5,862
Margate, Broward	5,703
Stuart, Martin	5,657
Land O Lakes, Pasco	5,593
Palm Beach Gardens, Palm Beach	5,573
Fort Walton Beach, Okaloosa	5,553
Deland, Volusia	5,497
Oviedo, Seminole	5,392
Palm Harbor, Pinellas	5,375
Wellington, Palm Beach	5,374
Winter Park, Orange	5,361
Crestview, Okaloosa	5,354
Palmetto, Manatee	5,279
Altamonte Springs, Seminole	5,003
Lutz, Hillsborough	4,991
Port Orange, Volusia	4,910
Opa Locka, Dade	4,779
Valrico, Hillsborough	4,734
Haines City, Polk	4,694
Miami Lakes, Dade	4,687
North Port, Sarasota	4,647
Brooksville, Hernando	4,618
Venice, Sarasota	4,611
Pembroke Pines, Broward	4,557
Middleburg, Clay	4,541
Hallandale, Broward	4,541
Sebring, Highlands	4,481
Punta Gorda, Charlotte	4,451
Leesburg, Lake	4,357
Ocoee, Orange	4,339
The Villages, Sumter	4,236
Seminole, Pinellas	4,183
Zephyrhills, Pasco	4,182
Saint Johns, St. Johns	4,166
Ormond Beach, Volusia	4,155
Arcadia, Desoto	4,132
Live Oak, Suwannee	4,096
Bonita Springs, Lee	4,092
Pinellas Park, Pinellas	3,973
Okeechobee, Okeechobee	3,878
Longwood, Seminole	3,837
North Lauderdale, Broward	3,825
North Miami, Dade	3,792
Windermere, Orange	3,789
Ruskin, Hillsborough	3,740
Navarre, Santa Rosa	3,735
Immokalee, Collier	3,707
Cocoa, Brevard	3,697

COVID-19: characteristics of 2,175,844 Florida resident cases

Data through Apr 26, 2021 verified as of Apr 27, 2021 at 09:25 AM

Data in this report are provisional and subject to change.

The table below includes the cities and counties of residence for cases in Florida residents based on the patient's ZIP Code. Note that city is not always received as part of the initial notification and may be missing while the case is being investigated.

City and county	Cases
Casselberry, Seminole	3,485
Niceville, Okaloosa	3,348
Gulf Breeze, Santa Rosa	3,336
Port Richey, Pasco	3,320
Titusville, Brevard	3,285
Hudson, Pasco	3,279
Lake Worth Beach, Palm Beach	3,254
Cantonment, Escambia	3,209
Key West, Monroe	3,204
Panama City Beach, Bay	3,177
Dade City, Pasco	3,149
Winter Springs, Seminole	3,128
Jacksonville Beach, Duval	3,109
North Fort Myers, Lee	3,107
Oakland Park, Broward	3,083
Bartow, Polk	3,064
Aventura, Dade	3,060
Crawfordville, Wakulla	3,037
Lake Mary, Seminole	3,030
New Smyrna Beach, Volusia	2,993
Quincy, Gadsden	2,978
Kissimmee, Polk	2,963
Palatka, Putnam	2,936
Auburndale, Polk	2,933
Lake Wales, Polk	2,868
Green Cove Springs, Clay	2,845
Merritt Island, Brevard	2,828
Fernandina Beach, Nassau	2,799
Tarpon Springs, Pinellas	2,787
Cutler Ridge, Dade	2,758
Ponte Vedra Beach, St. Johns	2,735
Parkland, Broward	2,708
Inverness, Citrus	2,600
Loxahatchee, Palm Beach	2,541
Eustis, Lake	2,539
Perry, Taylor	2,538
Belle Glade, Palm Beach	2,528
Wimauma, Hillsborough	2,525
Cooper City, Broward	2,523
Lynn Haven, Bay	2,515
Holiday, Pasco	2,486
Royal Palm Beach, Palm Beach	2,455
Dunedin, Pinellas	2,450
Esterro, Lee	2,446
Marianna, Jackson	2,425
Clewiston, Hendry	2,408
Santa Rosa Beach, Walton	2,406
Fleming Island, Clay	2,395
Key Biscayne, Dade	2,352
Sarasota, Manatee	2,352
Parrish, Manatee	2,291
Rockledge, Brevard	2,270
Odessa, Hillsborough	2,239
Riviera Beach, Palm Beach	2,213
Seffner, Hillsborough	2,157
Defuniak Springs, Walton	2,153
Palm City, Martin	2,132
Mount Dora, Lake	2,126
Mulberry, Polk	2,111

COVID-19: characteristics of 2,175,844 Florida resident cases

Data through Apr 26, 2021 verified as of Apr 27, 2021 at 09:25 AM

Data in this report are provisional and subject to change.

The table below includes the cities and counties of residence for cases in Florida residents based on the patient's ZIP Code. Note that city is not always received as part of the initial notification and may be missing while the case is being investigated.

City and county	Cases
Avon Park, Highlands	2,109
Chipley, Washington	2,093
Labelle, Hendry	2,086
Destin, Okaloosa	2,067
Tavares, Lake	2,012
Starke, Bradford	2,011
Groveland, Lake	1,995
Lithia, Hillsborough	1,967
Pinecrest, Dade	1,930
Orange City, Volusia	1,924
Summerfield, Marion	1,900
Maitland, Orange	1,892
Yulee, Nassau	1,861
Wauchula, Hardee	1,823
Palmetto Bay, Dade	1,781
Sebastian, Indian River	1,762
Dania, Broward	1,696
Macclenny, Baker	1,694
Lady Lake, Lake	1,693
Homosassa, Citrus	1,686
Callahan, Nassau	1,685
Ponte Vedra, St. Johns	1,646
Carol City, Dade	1,633
Missing, Dade	1,626
Edgewater, Volusia	1,616
Crystal River, Citrus	1,614
Mayo, Lafayette	1,583
Gibsonton, Hillsborough	1,576
Coconut Grove, Dade	1,575
Oldsmar, Pinellas	1,573
Bonifay, Holmes	1,572
Lake Placid, Highlands	1,553
Dover, Hillsborough	1,529
Apollo Beach, Hillsborough	1,521
Hobe Sound, Martin	1,515
Florida City, Dade	1,502
Crossings, Dade	1,490
Debary, Volusia	1,489
Pace, Santa Rosa	1,465
Palm Springs, Palm Beach	1,460
Sun City Center, Hillsborough	1,450
Atlantic Beach, Duval	1,413
Dunnellon, Marion	1,408
Lake Butler, Union	1,402
Belleview, Marion	1,355
Madison, Madison	1,343
Monticello, Jefferson	1,334
Lantana, Palm Beach	1,334
Biscayne Park, Dade	1,333
North Palm Beach, Palm Beach	1,330
Alachua, Alachua	1,315
Indiantown, Martin	1,270
Safety Harbor, Pinellas	1,256
South Miami, Dade	1,249
Graceville, Jackson	1,242
Williston, Levy	1,230
Ellenton, Manatee	1,221
Jensen Beach, Martin	1,193
Lecanto, Citrus	1,186

COVID-19: characteristics of 2,175,844 Florida resident cases

Data through Apr 26, 2021 verified as of Apr 27, 2021 at 09:25 AM

Data in this report are provisional and subject to change.

The table below includes the cities and counties of residence for cases in Florida residents based on the patient's ZIP Code. Note that city is not always received as part of the initial notification and may be missing while the case is being investigated.

City and county	Cases
Lauderhill, Broward	1,184
Newberry, Alachua	1,181
Satellite Beach, Brevard	1,175
Century, Escambia	1,175
Beverly Hills, Citrus	1,138
Englewood, Charlotte	1,125
Havana, Gadsden	1,118
Hilliard, Nassau	1,112
El Portal, Dade	1,111
Freeport, Walton	1,096
Trenton, Gilchrist	1,090
Wilton Manors, Broward	1,077
Wildwood, Sumter	1,075
Nokomis, Sarasota	1,061
Blountstown, Calhoun	1,048
Jasper, Hamilton	1,039
Key Largo, Monroe	1,035
Bushnell, Sumter	1,016
Keystone Heights, Clay	1,014
Frostproof, Polk	1,011
Wewahitchka, Gulf	994
Hernando, Citrus	992
Medley, Dade	984
Lauderdale Lakes, Broward	983
Polk City, Polk	972
Sanderson, Baker	957
Mary Esther, Okaloosa	954
Dunnellon, Citrus	948
Fellsmere, Indian River	944
Fisher Island, Dade	923
Shalimar, Okaloosa	922
Everglades National Park, Dade	909
Port Saint Joe, Gulf	901
Minneola, Lake	886
Marco Island, Collier	885
Moore Haven, Glades	882
Spring Hill, Pasco	877
Chiefland, Levy	872
Cocoa Beach, Brevard	869
Coleman, Sumter	851
Pahokee, Palm Beach	845
Trinity, Pasco	843
High Springs, Alachua	843
Thonotosassa, Hillsborough	835
South Bay, Palm Beach	830
Sorrento, Lake	828
Fruitland Park, Lake	827
Fort Meade, Polk	825
Bristol, Liberty	823
Cross City, Dixie	823
Englewood, Sarasota	820
Indialantic, Brevard	802
Glen Saint Mary, Baker	796
Southwest Ranches, Broward	779
Marathon, Monroe	778
Crescent City, Putnam	764
Interlachen, Putnam	754
Miramar Beach, Walton	749
Umatilla, Lake	746

COVID-19: characteristics of 2,175,844 Florida resident cases

Data through Apr 26, 2021 verified as of Apr 27, 2021 at 09:25 AM

Data in this report are provisional and subject to change.

The table below includes the cities and counties of residence for cases in Florida residents based on the patient's ZIP Code. Note that city is not always received as part of the initial notification and may be missing while the case is being investigated.

City and county	Cases
West Melbourne, Brevard	739
Fort Myers Beach, Lee	733
Chattahoochee, Gadsden	728
Lake Alfred, Polk	720
Old Town, Dixie	710
Olympia Heights, Dade	704
Uleta, Dade	701
Bowling Green, Hardee	698
Weeki Wachee, Hernando	692
Jacksonville, St. Johns	688
Lawtey, Bradford	681
Coral, Dade	678
South Daytona, Volusia	673
Silver Springs, Marion	671
Neptune Beach, Duval	665
Fort White, Columbia	664
Surfside, Dade	644
Palm Beach, Palm Beach	641
Belle Isle, Orange	628
Baker, Okaloosa	614
Bronson, Levy	614
Gulfport, Pinellas	612
Clearwater Beach, Pinellas	603
Bunnell, Flagler	595
Mascotte, Lake	588
Rotunda West, Charlotte	569
Sneads, Jackson	563
Jay, Santa Rosa	550
Mims, Brevard	541
Hawthorne, Alachua	541
Myakka City, Manatee	539
Oxford, Sumter	534
Cape Canaveral, Brevard	526
Carrabelle, Franklin	525
Oakland, Orange	521
Tavernier, Monroe	519
Melbourne Beach, Brevard	507
Alva, Lee	503
Ocklawaha, Marion	502
Citra, Marion	502
Dundee, Polk	502
Cottdondale, Jackson	501
Sweetwater, Dade	501
Missing, Volusia	499
Indian Harbour Beach, Brevard	499
Bal Harbour, Dade	490
Molino, Escambia	490
Zolfo Springs, Hardee	489
Flagler Beach, Flagler	488
Florida State University, Leon	486
Midway, Gadsden	484
Celebration, Osceola	476
East Palatka, Putnam	470
Youngstown, Bay	469
Webster, Sumter	465
Bell, Gilchrist	456
Altha, Calhoun	448
Branford, Suwannee	438
De Leon Springs, Volusia	425

COVID-19: characteristics of 2,175,844 Florida resident cases

Data through Apr 26, 2021 verified as of Apr 27, 2021 at 09:25 AM

Data in this report are provisional and subject to change.

The table below includes the cities and counties of residence for cases in Florida residents based on the patient's ZIP Code. Note that city is not always received as part of the initial notification and may be missing while the case is being investigated.

City and county	Cases
Apalachicola, Franklin	424
Haverhill, Palm Beach	422
Archer, Alachua	415
Eagle Lake, Polk	413
West Miami, Dade	412
Missing, Orange	411
Osprey, Sarasota	408
Floral City, Citrus	402
Chuluota, Seminole	400
Centerville, Leon	395
Tequesta, Palm Beach	395
Holly Hill, Volusia	385
Lake Park, Palm Beach	383
Hastings, St. Johns	382
Ave Maria, Collier	382
Raiford, Union	374
Grand Ridge, Jackson	373
Pierson, Volusia	369
Grand Island, Lake	363
Montverde, Lake	350
Indian Rocks Beach, Pinellas	339
Gotha, Orange	338
Malabar, Brevard	333
Greenville, Madison	333
Satsuma, Putnam	332
Alafaya, Orange	331
Vernon, Washington	330
Bryceville, Nassau	327
Kenneth City, Pinellas	326
Malone, Jackson	319
Jennings, Hamilton	318
Elkton, St. Johns	317
Hallandale Beach, Broward	317
Sebastian, Brevard	316
Lake Panasoffkee, Sumter	314
Fort McCoy, Marion	313
Reddick, Marion	308
Eastpoint, Franklin	308
Melrose, Putnam	307
Laurel Hill, Okaloosa	306
Belleair, Pinellas	301
Westville, Holmes	298
San Antonio, Pasco	296
Valparaiso, Okaloosa	295
Anthony, Marion	295
Winter Park, Seminole	294
Geneva, Seminole	294
Lehigh, Lee	293
Greenacres, Palm Beach	293
Morriston, Levy	291
O Brien, Suwannee	287
Greenwood, Jackson	282
Ponce De Leon, Holmes	275
Fern Park, Seminole	269
South Pasadena, Pinellas	266
Kindred, Osceola	262
Inlet Beach, Walton	259
Eglin Air Force Base, Okaloosa	253
Sanibel, Lee	249

COVID-19: characteristics of 2,175,844 Florida resident cases

Data through Apr 26, 2021 verified as of Apr 27, 2021 at 09:25 AM

Data in this report are provisional and subject to change.

The table below includes the cities and counties of residence for cases in Florida residents based on the patient's ZIP Code. Note that city is not always received as part of the initial notification and may be missing while the case is being investigated.

City and county	Cases
Weirsdale, Marion	247
Fountain, Bay	246
University Of Central Fl, Orange	245
Edgewood, Orange	244
Longboat Key, Manatee	243
White Springs, Hamilton	242
Islamorada, Monroe	241
Lee, Madison	237
Southport, Bay	235
Saint James City, Lee	235
Gretna, Gadsden	233
Poinciana, Polk	232
Hosford, Liberty	226
Cutler Bay, Dade	225
Wellborn, Suwannee	222
Astatula, Lake	222
Madeira Beach, Pinellas	221
Lakewood Ranch, Manatee	221
Juno Beach, Palm Beach	218
Holt, Okaloosa	217
Mcdavid, Escambia	212
Howey-In-The-Hills, Lake	212
Babson Park, Polk	208
Atlantis, Palm Beach	206
Holmes Beach, Manatee	206
Micanopy, Alachua	205
Lauderdale By The Sea, Broward	205
Lake Helen, Volusia	204
Bay Harbor Islands, Dade	204
Altoona, Lake	202
Zellwood, Orange	196
Sopchoppy, Wakulla	194
Azalea Park, Orange	193
Center Hill, Sumter	193
Mcalpin, Suwannee	192
Osteen, Volusia	192
Alford, Jackson	189
Viera, Brevard	183
The Villages, Marion	183
The Villages, Lake	183
Odessa, Pasco	180
Hypoluxo, Palm Beach	178
Golden Beach, Dade	173
Mangonia Park, Palm Beach	172
Summerland Key, Monroe	170
Bokeelia, Lee	170
Pomona Park, Putnam	170
Ponce Inlet, Volusia	166
Missing, Lee	166
University Of Miami, Dade	166
Oak Hill, Volusia	164
Grant-Valkaria, Brevard	163
Paisley, Lake	161
Lutz, Pasco	161
Caryville, Washington	161
Rocky Point, Hillsborough	159
Sumterville, Sumter	158
Bay Lake, Orange	158
University Of Fl, Alachua	156

COVID-19: characteristics of 2,175,844 Florida resident cases

Data through Apr 26, 2021 verified as of Apr 27, 2021 at 09:25 AM

Data in this report are provisional and subject to change.

The table below includes the cities and counties of residence for cases in Florida residents based on the patient's ZIP Code. Note that city is not always received as part of the initial notification and may be missing while the case is being investigated.

City and county	Cases
Lockhart, Orange	156
Citrus Springs, Citrus	150
Big Pine Key, Monroe	149
Hiawassee, Orange	147
Hollister, Putnam	147
San Mateo, Putnam	146
Carrollwood, Hillsborough	146
Lady Lake, Sumter	144
Inglis, Levy	144
Christmas, Orange	142
Clair-Mel City, Hillsborough	139
West Park, Broward	135
Cloud Lake, Palm Beach	134
Lake Hamilton, Polk	133
Clarksville, Calhoun	132
Baldwin, Duval	132
Apopka, Seminole	130
Missing, St. Johns	130
Kendall, Dade	129
Buena Ventura Lakes, Osceola	129
Hampton, Bradford	128
Steinhatchee, Taylor	126
Placida, Charlotte	126
Missing, Pinellas	124
Matlacha, Lee	123
Belleair Beach, Pinellas	123
University Of Central Florida, Orange	123
Harmony, Osceola	120
Missing, Sumter	120
Tierra Verde, Pinellas	119
Lighthouse Point, Broward	118
Seville, Volusia	117
Temple Terrace, Hillsborough	117
City Of Sunrise, Broward	114
Barry University, Dade	113
Saint Leo, Pasco	112
Dania Beach, Broward	112
Callaway, Bay	112
Dinsmore, Duval	111
Cedar Key, Levy	110
Astor, Lake	109
Bradenton Beach, Manatee	108
Hurlburt Field, Okaloosa	108
Panacea, Wakulla	107
Sunny Isles Beach, Dade	107
Princeton, Dade	104
Brooker, Bradford	104
Canal Point, Palm Beach	103
Lamont, Jefferson	103
Florahome, Putnam	103
Fruit Cove, St. Johns	101
Barefoot Bay, Brevard	101
Florida Gulf Coast Univ, Lee	99
Waldo, Alachua	99
South Fort Myers, Lee	98
Tyndall Air Force Base, Bay	98
Kathleen, Polk	97
University Of South Florida, Hillsborough	96
Bascom, Jackson	96

COVID-19: characteristics of 2,175,844 Florida resident cases

Data through Apr 26, 2021 verified as of Apr 27, 2021 at 09:25 AM

Data in this report are provisional and subject to change.

The table below includes the cities and counties of residence for cases in Florida residents based on the patient's ZIP Code. Note that city is not always received as part of the initial notification and may be missing while the case is being investigated.

City and county	Cases
Lorida, Highlands	93
Crystal Beach, Pinellas	92
Missing, Lake	92
Ocean Ridge, Palm Beach	91
Maitland, Seminole	91
Pinetta, Madison	90
Fort Denaud, Hendry	89
F M, Lee	87
Saint Pete Beach, Pinellas	87
Missing, St. Lucie	86
Missing, Marion	84
Yalaha, Lake	81
Boca Grande, Lee	81
Welaka, Putnam	78
Patrick Air Force Base, Brevard	78
Eatonville, Orange	78
Palma Ceia, Hillsborough	76
North Venice, Sarasota	74
Avon Park, Polk	73
Campbellton, Jackson	72
Cudjoe Key, Monroe	71
Missing, Duval	70
Ochopee, Collier	70
Air Mail Facility, Dade	69
Anna Maria, Manatee	69
Miami Springs, Dade	67
Reunion, Osceola	66
Greensboro, Gadsden	66
Missing, Palm Beach	66
Destin, Walton	66
Northdale, Hillsborough	65
Georgetown, Putnam	64
Missing, Pasco	64
Stock Island, Monroe	64
Wekiwa Springs, Seminole	64
North Redington Beach, Pinellas	62
Treasure Island, Pinellas	62
Felda, Hendry	61
Mexico Beach, Bay	60
Bonita Beach, Lee	59
Micco, Brevard	58
Orlando, Seminole	58
Bellview, Escambia	58
Duette, Manatee	58
Okahumpka, Lake	57
Ona, Hardee	55
Lake Suzy, Desoto	55
Miromar Lakes, Lee	55
Heathrow, Seminole	54
University Of Tampa, Hillsborough	54
Walnut Hill, Escambia	54
Missing, Santa Rosa	54
Singer Island, Palm Beach	54
Enterprise, Volusia	53
Orlando, Dade	52
Highland City, Polk	52
Aloma, Orange	51
Salt Springs, Marion	50
Terra Ceia, Manatee	50

COVID-19: characteristics of 2,175,844 Florida resident cases

Data through Apr 26, 2021 verified as of Apr 27, 2021 at 09:25 AM

Data in this report are provisional and subject to change.

The table below includes the cities and counties of residence for cases in Florida residents based on the patient's ZIP Code. Note that city is not always received as part of the initial notification and may be missing while the case is being investigated.

City and county	Cases
Green Acres, Palm Beach	50
Town N Country, Hillsborough	50
Palm Beach Shores, Palm Beach	50
Intercession City, Osceola	50
Miami, Broward	48
Stetson University, Volusia	48
Bayonet Point, Pasco	48
Cinco Bayou, Okaloosa	47
Eaton Park, Polk	46
Naranja, Dade	46
Miami, Unknown	46
Missing, Broward	46
Florence Villa, Polk	46
Waverly, Polk	46
Ebro, Washington	45
Florida International Univ, Dade	45
Village Wellington, Palm Beach	45
Kenansville, Osceola	45
Orlando, Osceola	45
Key Colony Beach, Monroe	45
Sewalls Point, Martin	44
Manalapan, Palm Beach	43
Missing, Hillsborough	43
Lacoochee, Pasco	43
Gulf Breeze, Escambia	43
Village Of Wellington, Palm Beach	42
Missing, Seminole	42
Miami Shores, Dade	41
North Bay Village, Dade	41
Cortez, Manatee	40
Saint Johns, Duval	40
Lakeshore, Polk	40
Pine Hills, Orange	39
Ridge Manor, Pasco	39
Ponte Vedra, Duval	38
Jupiter, Martin	38
Florida A And M University, Leon	38
Bayshore Gardens, Manatee	38
Hialeah Gardens, Dade	38
Pasadena, Pinellas	38
Univ Of FI Student Dorms, Alachua	37
Orlando, Broward	37
Orlando, Volusia	37
Eloise, Polk	37
Bay Pines, Pinellas	37
Davenport, Osceola	37
Westlake, Palm Beach	37
Lealman, Pinellas	36
Tice, Lee	36
Highland Beach, Palm Beach	36
Lulu, Columbia	36
Bonaventure, Broward	36
Orlando, Polk	35
Homeland, Polk	35
Siesta Key, Sarasota	34
Flemington, Marion	34
Hallandle Beach, Broward	34
Bradley, Polk	34
Palm Shores, Brevard	34

COVID-19: characteristics of 2,175,844 Florida resident cases

Data through Apr 26, 2021 verified as of Apr 27, 2021 at 09:25 AM

Data in this report are provisional and subject to change.

The table below includes the cities and counties of residence for cases in Florida residents based on the patient's ZIP Code. Note that city is not always received as part of the initial notification and may be missing while the case is being investigated.

City and county	Cases
Sugarloaf Key, Monroe	34
Poinciana, Osceola	34
Venus, Highlands	33
Dowling Park, Suwannee	33
City Of Westlake, Palm Beach	33
Sydney, Hillsborough	32
Wekiva Springs, Seminole	32
Kinard, Calhoun	32
Bagdad, Santa Rosa	32
Alturas, Polk	31
South Palm Beach, Palm Beach	31
Mcintosh, Marion	31
Indian Lake Estates, Polk	31
Nocatee, Desoto	30
Saint Marks, Wakulla	30
Homosassa Springs, Citrus	30
Westchase, Hillsborough	30
Missing, Manatee	29
Chokoloskee, Collier	29
Penney Farms, Clay	29
Bonita Springs, Collier	29
Horseshoe Beach, Dixie	28
Palmdale, Glades	28
Archer, Levy	28
Little Torch Key, Monroe	28
Pembroke Park, Broward	28
Orlando, Hillsborough	28
Balm, Hillsborough	27
New Smyrna, Volusia	27
Pine Castle, Orange	27
Tangerine, Orange	27
Pensacola Beach, Santa Rosa	27
Florida State, Leon	27
Caryville, Holmes	27
Redington Shores, Pinellas	26
Long Key, Monroe	26
Missing, Indian River	26
Fort Lauderdale, Dade	26
Missing, Monroe	25
Tioga, Alachua	25
Earleton, Alachua	25
Orange Lake, Marion	25
Hawthorne, Putnam	25
South Miami Heights, Dade	25
Sparr, Marion	25
Labelle, Glades	25
Paxton, Walton	25
Yankeetown, Levy	25
Missing, Brevard	24
Loughman, Polk	24
Missing, Citrus	24
Wabasso, Indian River	24
Boca Raton, Broward	24
Santa Fe, Alachua	24
Union Park, Orange	24
Missing, Escambia	24
Goulds, Dade	24
Bostwick, Putnam	23
Champions Gate, Polk	22

COVID-19: characteristics of 2,175,844 Florida resident cases

Data through Apr 26, 2021 verified as of Apr 27, 2021 at 09:25 AM

Data in this report are provisional and subject to change.

The table below includes the cities and counties of residence for cases in Florida residents based on the patient's ZIP Code. Note that city is not always received as part of the initial notification and may be missing while the case is being investigated.

City and county	Cases
Florida Dept Of Corrections, Union	22
Wausau, Washington	22
Plymouth, Orange	22
Citrus Ridge, Indian River	22
Crystal Springs, Pasco	22
Laud-By-The-Sea, Broward	22
Missing, Okaloosa	22
Kissimmee, Orange	22
La Crosse, Alachua	22
Mango, Hillsborough	22
Florida International University, Dade	22
Branford, Lafayette	22
Sun City, Hillsborough	21
Perdido Key, Escambia	21
Buckingham, Lee	21
Everglades City, Collier	21
Fort Ogden, Desoto	21
Bonifay, Washington	21
Candler, Marion	20
Hollywood, Dade	20
Golden Oak, Orange	20
Parker, Bay	20
Missing, Collier	20
Ramrod Key, Monroe	20
Trenton, Levy	20
Jensen Beach, St. Lucie	20
Indian River Shores, Indian River	20
Mexico Beach, Gulf	20
Goodland, Collier	20
Babcock Ranch, Lee	19
High Springs, Gilchrist	19
Maxville, Duval	19
Nalcrest, Polk	19
Lowell, Marion	19
Brooksville, Pasco	19
Lake Buena Vista, Orange	19
Orlando, Palm Beach	19
Wildlight, Nassau	19
Forest City, Orange	18
Johns Pass Village, Pinellas	18
Belleair Bluffs, Pinellas	18
Lake Como, Putnam	18
Florida State Univ Admin, Leon	18
Lakewood Ranch, Sarasota	18
Tallevast, Manatee	18
Gulf Stream, Palm Beach	18
Nichols, Polk	18
Missing, Martin	17
Mount Dora, Orange	17
Webster, Hernando	17
Shady Hills, Pasco	17
Hutchinson Island, St. Lucie	17
Graceville, Holmes	17
West Panama City Beach, Bay	17
Daytona Beach Shores, Volusia	17
Trilby, Pasco	17
Wewahitchka, Calhoun	16
Deer Island, Lake	16
Lake City, Suwannee	16

COVID-19: characteristics of 2,175,844 Florida resident cases

Data through Apr 26, 2021 verified as of Apr 27, 2021 at 09:25 AM

Data in this report are provisional and subject to change.

The table below includes the cities and counties of residence for cases in Florida residents based on the patient's ZIP Code. Note that city is not always received as part of the initial notification and may be missing while the case is being investigated.

City and county	Cases
Woodville, Leon	16
Otter Creek, Levy	16
Lake Monroe, Seminole	16
Hernando Beach, Hernando	16
Gulf Hammock, Levy	16
Missing, Bay	16
Graham, Bradford	16
Braden River, Manatee	16
Suwannee, Dixie	16
Hillsboro Beach, Broward	15
Village Of Palmetto Bay, Dade	15
White Springs, Columbia	15
Indian Creek Village, Dade	15
Babcock Ranch, Charlotte	15
Eau Gallie, Brevard	15
Saint Lucie West, St. Lucie	15
Orlando, Lake	15
Watersound, Walton	15
Orlando, Pinellas	15
Winter Garden, Lake	15
Murdock, Charlotte	14
Miami Gardens, Broward	14
Copeland, Collier	14
Los Angeles, Dade	14
Wahneta, Polk	14
Laurel Hill, Walton	14
Dade City, Hernando	14
Virginia Gardens, Dade	14
Mount Plymouth, Lake	13
Elfers, Pasco	13
Durant, Hillsborough	13
Roseland, Indian River	13
Gonzalez, Escambia	13
Kingsley Lake, Bradford	13
Steinhatchee, Dixie	13
Choctaw Beach, Okaloosa	13
Jacksonville, Unknown	13
Long Boat Key, Manatee	13
Orlando, Brevard	13
Saint George Island, Franklin	13
Unknown, Dade	13
Fort Charlotte, Charlotte	13
Hialeah, Unknown	13
Hialeah, Broward	12
East Lake, Marion	12
Alys Beach, Bay	12
Redington Beach, Pinellas	12
Captiva, Lee	12
Umatilla, Marion	12
Pensacola Beach, Escambia	12
Rosemary Beach, Walton	12
Citrus Hills, Citrus	12
Leisure City, Dade	12
Holder, Citrus	12
Missing, Putnam	12
Greenville, Taylor	11
Cypress, Jackson	11
Naples, Lee	11
Deerfield Beach, Palm Beach	11

COVID-19: characteristics of 2,175,844 Florida resident cases

Data through Apr 26, 2021 verified as of Apr 27, 2021 at 09:25 AM

Data in this report are provisional and subject to change.

The table below includes the cities and counties of residence for cases in Florida residents based on the patient's ZIP Code. Note that city is not always received as part of the initial notification and may be missing while the case is being investigated.

City and county	Cases
Sea Ranch Lakes, Broward	11
Goldenrod, Seminole	11
Missing, Taylor	10
Telogia, Liberty	10
Gibsonia, Polk	10
Missing, Polk	10
University Park, Manatee	10
Grandin, Putnam	10
Worthington Springs, Union	10
Rubonia, Manatee	10
Haines Creek, Lake	10
Forest City, Seminole	10
Ozona, Pinellas	10
Missing, Nassau	10
Fanning Springs, Gilchrist	10
Seacrest, Walton	10
Briny Breezes, Palm Beach	10
Basinger, Okeechobee	10
Orlando, Duval	10
Orlando, Leon	10
Perrine, Dade	10
Saint Augustine, Duval	9
West Delray Beach, Palm Beach	9
Grant Valkaria, Brevard	9
Nobleton, Hernando	9
Passport, Unknown	9
Day, Lafayette	9
Ybor City, Hillsborough	9
Lloyd, Jefferson	9
Lamont, Madison	9
Beverly Beach, Flagler	9
Saint Augustine Beach, St. Johns	9
Orlando, Unknown	9
Putnam Hall, Putnam	9
Ferndale, Lake	9
Innovation, Pasco	9
Barberville, Volusia	9
Cottondale, Washington	9
Scottsmoor, Brevard	9
Palma Sola, Manatee	9
Missing, Sarasota	9
Missing, Clay	8
Jerome, Collier	8
Ponce De Leon, Walton	8
Fairfield, Marion	8
Cross Creek, Alachua	8
Indian Shores, Pinellas	8
Fort Walton Beach, Unknown	8
Quail Heights, Dade	8
Palm City, St. Lucie	8
Seybold, Dade	8
White City, Gulf	8
Pine Ridge, Citrus	8
Keystone Heights, Bradford	8
Evinston, Alachua	8
Oneco, Manatee	8
Salem, Taylor	8
Missing, Unknown	8
Orange Springs, Marion	8

COVID-19: characteristics of 2,175,844 Florida resident cases

Data through Apr 26, 2021 verified as of Apr 27, 2021 at 09:25 AM

Data in this report are provisional and subject to change.

The table below includes the cities and counties of residence for cases in Florida residents based on the patient's ZIP Code. Note that city is not always received as part of the initial notification and may be missing while the case is being investigated.

City and county	Cases
Anastasia Island, St. Johns	8
East Rockland Key, Monroe	7
Missing, Flagler	7
Port Saint John, Brevard	7
Orange Park, Duval	7
Weirsdale, Lake	7
Inglis, Citrus	7
Fernandina, Nassau	7
Orlando, Pasco	7
Longboat Key, Sarasota	7
Switzerland, St. Johns	7
Aripeka, Pasco	7
Maitland, Volusia	7
River Ranch, Polk	7
Valkaria, Brevard	7
Orlando, Alachua	7
Niceville, Walton	7
Okeechobee, Glades	7
Port Salerno, Martin	7
Ridge Manor Estates, Sumter	6
Maitland, Hillsborough	6
Winter Park, Polk	6
Winderemere, Orange	6
Lake Worth, Broward	6
Grove City, Charlotte	6
Eglin, Okaloosa	6
Coco River, Collier	6
Bruce, Holmes	6
Missing, Walton	6
Labelle, Lee	6
Punta Gorda, Lee	6
Holt, Santa Rosa	6
Inlet Beach, Bay	6
Deland, Lake	6
Sunny Hills, Washington	6
Shady Grove, Taylor	6
Orlando, Flagler	6
Orlando, Marion	6
Oklawaha, Marion	6
Duck Key, Monroe	6
Morriston, Marion	6
Newberry, Gilchrist	6
San Carlos Park, Lee	6
Miccosukee, Leon	6
Glenwood, Volusia	6
Orchid, Indian River	6
Pensacola, Unknown	6
Maitland, Osceola	6
Bradenton, Sarasota	6
Ocoee, Lake	6
Mayport Naval Station, Duval	6
Lake Butler, Bradford	6
Missing, Alachua	5
Delray Beach, Broward	5
Alys Beach, Walton	5
Point Washington, Walton	5
Seacrest, Bay	5
Williston, Marion	5
Okeechobee, Martin	5

COVID-19: characteristics of 2,175,844 Florida resident cases

Data through Apr 26, 2021 verified as of Apr 27, 2021 at 09:25 AM

Data in this report are provisional and subject to change.

The table below includes the cities and counties of residence for cases in Florida residents based on the patient's ZIP Code. Note that city is not always received as part of the initial notification and may be missing while the case is being investigated.

City and county	Cases
Orlando, Manatee	5
Pompano Beach, Palm Beach	5
Wakulla Springs, Wakulla	5
Cypress Gardens, Polk	5
Island Grove, Alachua	5
Clarcona, Orange	5
PSI, Unknown	5
Okeechobee, Osceola	5
University Of Central Fl, Hillsborough	5
Cape Haze, Charlotte	5
Bayou George, Bay	5
Boynton Beach, Broward	5
Kissimmee, Unknown	5
Miramar, Dade	5
Missing, Osceola	5
Miami Gardens, Unknown	5
Fort Lauderdale, Palm Beach	5
Jacksonville Naval Air Station, Duval	5
Missing, Leon	5
Milton, Escambia	5
Missing, Hernando	5
Mayport, Duval	5
Jacksonville, Clay	5
Greenville, Jefferson	5
Pass, Unknown	5
Stuart, St. Lucie	5
Lake Geneva, Clay	5
Miami, Palm Beach	5
Missing, Columbia	5
Missing, Highlands	5
Ebro, Bay	5
Highland Park, Polk	5
Westchester, Dade	5
Mid Florida, Seminole	5
Ocean Breeze, Martin	5
Margate, Unknown	4
Melrose, Bradford	4
Los Angeles, Broward	4
Jacksonville, Dade	4
Arcadia, Hillsborough	4
Lake Harbor, Palm Beach	4
Glen Ridge, Palm Beach	4
Coconut Creek, Palm Beach	4
Orem, Palm Beach	4
Live Oak, Madison	4
Loxahatchee Groves, Palm Beach	4
Fort Lauderdale, Unknown	4
West Bradenton, Manatee	4
Clermont, Polk	4
Marina Del Rey, Dade	4
Branford, Gilchrist	4
Clewiston, Palm Beach	4
Conch Key, Monroe	4
Sharpes, Brevard	4
Lazy Lake, Broward	4
Lamont, Taylor	4
Wacissa, Jefferson	4
Sugarloaf, Monroe	4
International Service Center, Dade	4

COVID-19: characteristics of 2,175,844 Florida resident cases

Data through Apr 26, 2021 verified as of Apr 27, 2021 at 09:25 AM

Data in this report are provisional and subject to change.

The table below includes the cities and counties of residence for cases in Florida residents based on the patient's ZIP Code. Note that city is not always received as part of the initial notification and may be missing while the case is being investigated.

City and county	Cases
Indian Rock Beach, Pinellas	4
Hollywood, Unknown	4
Bowling Green, Polk	4
Plantation Key, Monroe	4
N/A, Unknown	4
Sandestin, Walton	4
Pompano Beach, Dade	4
Bella Collina, Lake	4
Bonnie, Dade	4
El Jobean, Charlotte	4
Miami Beach, Unknown	4
Marathon Shores, Monroe	4
High Springs, Columbia	4
Hinsdale, Manatee	4
Jonesville, Alachua	4
Julington Creek, St. Johns	3
Jupiter Island, Martin	3
Kathleen, Pasco	3
Marco Island, Lee	3
Mims, Volusia	3
Miramar, Unknown	3
Missing, Washington	3
Naples, Unknown	3
Alford, Washington	3
Pass-A-Grille, Pinellas	3
Orlando, Escambia	3
Okeechobee, Highlands	3
Ocean Reef Club, Monroe	3
Vero Beach, St. Lucie	3
Winter Park, Volusia	3
North Miami Beach, Broward	3
Monticello, Madison	3
Samoset, Manatee	3
San Fernando, Unknown	3
Vernon, Bay	3
Crestview, Walton	3
Cross Key, Monroe	3
Fernandina Beach, Duval	3
Cape San Blas, Gulf	3
Apopka, Lake	3
Fpo, Duval	3
Green Cove Springs, Duval	3
Mayport Naval Housing, Duval	3
Westville, Walton	3
Pembroke Lakes, Broward	3
Orlo Vista, Orange	3
Milligan, Okaloosa	3
Land O Lakes, Hillsborough	3
Lady Lake, Marion	3
Homeless, Hillsborough	3
Jacksonville , Duval	3
Brooklyn, Broward	3
Ft Pierce, St. Lucie	3
Sorrento, Orange	3
Stuart, Palm Beach	3
North Fort Myers, Charlotte	3
Pompano Beach, Unknown	3
Chicago, Lee	3
Coraopolis, Citrus	3

COVID-19: characteristics of 2,175,844 Florida resident cases

Data through Apr 26, 2021 verified as of Apr 27, 2021 at 09:25 AM

Data in this report are provisional and subject to change.

The table below includes the cities and counties of residence for cases in Florida residents based on the patient's ZIP Code. Note that city is not always received as part of the initial notification and may be missing while the case is being investigated.

City and county	Cases
Champions Gate, Osceola	3
Bristol, Calhoun	3
Aventura, Broward	3
Jacksonville, Alachua	3
Marina Del Rey, Broward	3
Miami Shores, Broward	3
Pineland, Lee	3
Tampa, Pinellas	3
Tampa Palms, Hillsborough	3
Tarpon Springs, Pasco	3
Winter Garden, Seminole	3
Laurel, Sarasota	3
Ludlam, Dade	3
Clermont, Orange	3
West Palm Beach, Broward	3
Village Of Golf, Palm Beach	3
Wildwood, Marion	3
Saint Petersburg, Hillsborough	3
Saint Augusaintine Beach, St. Johns	3
Port Saint Lucie, Martin	3
Palm Coast, Volusia	3
Missing, Jackson	3
Fort Myers, Unknown	3
Bradington, Manatee	3
Blountstown, Liberty	3
Loxahatchee, Broward	3
Lakeland, Hillsborough	3
Miami, Orange	3
Lynbrook, Broward	3
Lake City, Duval	3
Immokalee, Lee	3
Hallandale Beach, Unknown	3
Pp, Dade	3
Woodside, Broward	3
Wimauma, Manatee	3
Brewton, Escambia	3
Apopka, Broward	3
Lanark Village, Franklin	3
Maitland, Polk	3
Inverness, Polk	3
Pass, Dade	3
Vero Beach, Brevard	3
Saint Teresa, Wakulla	2
West Point, Lee	2
University Of Central Florida, Broward	2
Orlando, Okaloosa	2
Madison, Unknown	2
Maitland, Pasco	2
Miamt, Dade	2
North Miami, Broward	2
Homeless, Dade	2
Florida Power & Light Co, Dade	2
Amelia City, Nassau	2
Apopka, Unknown	2
Alligator Point, Wakulla	2
Chipley, Jackson	2
Maitland, Lake	2
Moore Haven, Hendry	2
Naples, Broward	2

COVID-19: characteristics of 2,175,844 Florida resident cases

Data through Apr 26, 2021 verified as of Apr 27, 2021 at 09:25 AM

Data in this report are provisional and subject to change.

The table below includes the cities and counties of residence for cases in Florida residents based on the patient's ZIP Code. Note that city is not always received as part of the initial notification and may be missing while the case is being investigated.

City and county	Cases
Jan Phyl Village, Polk	2
Hialeah Lakes, Dade	2
Hialeah, Orange	2
Cassadaga, Volusia	2
Fort Walton Beach, Walton	2
Duke Field Air Force Station, Okaloosa	2
Dunnellon, Levy	2
Yalhala, Lake	2
Sumatra, Liberty	2
University Of Central Florida, Palm Beach	2
University Of Central Florida, Pinellas	2
Pp, Unknown	2
Provo, Broward	2
Portland, Unknown	2
Pensacola, Santa Rosa	2
Hallandale Beach, Dade	2
Lutz, Pinellas	2
Miami, Hillsborough	2
Lawtey, Union	2
Los Angeles, Okaloosa	2
Louisville, Manatee	2
Blountstown, Jackson	2
Alligator Point, Franklin	2
Eatonville, Lake	2
Coconut Creek, Unknown	2
Crawfordville, Leon	2
Mount Pleasant, Gadsden	2
None, Dade	2
Navarre, Okaloosa	2
Opa Locka, Broward	2
Phoenix, Lake	2
Port Charlotte, Unknown	2
Seven Springs, Pasco	2
Zellwood, Lake	2
West Villages, Sarasota	2
Upper Key Largo, Monroe	2
University Of Central Florida, Brevard	2
Bronx, Seminole	2
Doctors Inlet, Clay	2
Bonifay, Jackson	2
Bonnie, Duval	2
Bonnie, Sarasota	2
Lecanto, Marion	2
Maitland, Leon	2
Lake Helen, Orange	2
Fort Myers, Collier	2
Fort Pierce, Martin	2
Winter Park, Leon	2
St John, Broward	2
Weston, Dade	2
West Palm Beach, Dade	2
Orlando, Santa Rosa	2
Palm Springs North, Dade	2
Redland, Dade	2
Melrose, Alachua	2
Olustee, Baker	2
Orlando, Charlotte	2
Melrose, Clay	2
Mesa, Unknown	2

COVID-19: characteristics of 2,175,844 Florida resident cases

Data through Apr 26, 2021 verified as of Apr 27, 2021 at 09:25 AM

Data in this report are provisional and subject to change.

The table below includes the cities and counties of residence for cases in Florida residents based on the patient's ZIP Code. Note that city is not always received as part of the initial notification and may be missing while the case is being investigated.

City and county	Cases
Longview, Dade	2
Jacksonville Naval Hospital, Duval	2
Hosford, Calhoun	2
000000, Unknown	2
Dfafs, Okaloosa	2
Tampa, Hernando	2
Vero Beach, Unknown	2
Wauchula, Desoto	2
Yeehaw, Okeechobee	2
Noma, Holmes	2
Ormond Beach, Flagler	2
Panama City, Unknown	2
Pembroke Pines, Dade	2
Sebring, Desoto	2
Saint Lucie Village, St. Lucie	2
Fort Lauderdale, Alachua	2
Doral, Unknown	2
Bay Harbor Islands, Unknown	2
Alachua, Duval	2
Cross City, Taylor	2
Carl Fisher, Dade	2
Jupiter, Dade	2
Lakeland, Unknown	2
Micanopy, Marion	2
Port Saint Lucie, Palm Beach	2
Red Bay, Holmes	2
Saint Marys, Nassau	2
West Lafayette, Broward	2
Windermere, Lake	2
Sutton, Pasco	2
Tequesta, Martin	2
Woodstock, Lee	2
Marysville, Dade	2
Lake Clarke Shores, Palm Beach	2
FI State Univ Student, Leon	2
Callahan, Duval	2
Crescent Beach, Sarasota	2
Cibolo, Orange	2
Claysville, Hernando	2
Dade City, Unknown	2
Defuniak Springs, Okaloosa	2
Port Canaveral, Brevard	2
Sarasota, Unknown	2
South Miami, Broward	2
Seguin, Unknown	2
Tampa, Broward	2
Tarpon Springs, Hillsborough	2
Sunrise, Unknown	2
Orlando, St. Lucie	2
Monument, Broward	2
Oakland Park, Unknown	2
Winter Springs, Orange	2
Venice, Dade	2
Windermere, Hillsborough	2
Pompano Beach, Osceola	2
Port Charlotte, Lee	2
Port St. Lucie, St. Lucie	2
Sand Lake, Orange	2
Union, Manatee	2

COVID-19: characteristics of 2,175,844 Florida resident cases

Data through Apr 26, 2021 verified as of Apr 27, 2021 at 09:25 AM

Data in this report are provisional and subject to change.

The table below includes the cities and counties of residence for cases in Florida residents based on the patient's ZIP Code. Note that city is not always received as part of the initial notification and may be missing while the case is being investigated.

City and county	Cases
University Of Central Fl, Seminole	2
Swansea, Lee	2
Altamonte Springs, Orange	2
At Large, Broward	2
Boys Ranch, Suwannee	2
Fort Pierce, Brevard	2
Graceville, Unknown	2
Eatonville, Polk	2
New Port Richey, Hillsborough	2
Miami, Martin	2
Jena, Taylor	2
Labelle, Collier	2
Long Beach, Orange	2
Litchfield Park, Monroe	1
Littleton, St. Johns	1
Lake In The Hills, Broward	1
Lake Worth, Unknown	1
Lauderhill, Unknown	1
Indianapolis, Lee	1
Jupiter, Pinellas	1
Kansas City, Palm Beach	1
Gwynn Oak, Polk	1
Milford, Bay	1
Milford, Unknown	1
Melbourne, Volusia	1
Mattoon, Lee	1
Marianna, Leon	1
Marianna, Washington	1
Mary Esther, Hillsborough	1
Los Angeles, Orange	1
Maitland, Palm Beach	1
Longwood, Unknown	1
Newaygo, Charlotte	1
North Port, Charlotte	1
New Canaan, Dade	1
Na, Dade	1
Missing, Franklin	1
Eureka, Flagler	1
Evansville, Citrus	1
Crescent City, Marion	1
Crestview, Unknown	1
Denton, Broward	1
Destin, Bay	1
Clearwater, Hillsborough	1
Coal City, Pasco	1
Commerce Township, Manatee	1
Crawfordville, Alachua	1
Fort Lauderdale, Lee	1
Fort Worth, Broward	1
Franklin, Orange	1
Frostproof, Highlands	1
Gainesville, Palm Beach	1
Gainesville, Santa Rosa	1
Brewster, Palm Beach	1
Brownsville, Escambia	1
Bryant, Palm Beach	1
Bonnie, St. Johns	1
Belleair Bluffs, Unknown	1
Celebration, Orange	1

COVID-19: characteristics of 2,175,844 Florida resident cases

Data through Apr 26, 2021 verified as of Apr 27, 2021 at 09:25 AM

Data in this report are provisional and subject to change.

The table below includes the cities and counties of residence for cases in Florida residents based on the patient's ZIP Code. Note that city is not always received as part of the initial notification and may be missing while the case is being investigated.

City and county	Cases
Chicago, Broward	1
Choctaw Beach, Unknown	1
Austin, Dade	1
Apo, Collier	1
Big Torch Key, Monroe	1
Black, Holmes	1
Boca Raton, Lee	1
Bonifay, Unknown	1
8852 Teacher Ln, Pasco	1
Addison, Pasco	1
Apopka, Citrus	1
Apopka, Hillsborough	1
Arabi, Orange	1
Tampa, Citrus	1
Tampa, Duval	1
Summerdale, Escambia	1
Sun City Center, Lee	1
Surfside Beach, Orange	1
Tavares, Unknown	1
Temple, Palm Beach	1
Saint Charles, Orange	1
St Peterburg, Orange	1
Stiamk, Dade	1
Scottsdale, Brevard	1
Scottsdale, Palm Beach	1
Roswell, Bay	1
Royal Palm, Palm Beach	1
Ruskin, Dade	1
Ruskin, Manatee	1
Saint Petersburg, Duval	1
Saint Petersburg, Manatee	1
Port Saint Lucie, Marion	1
Port St Luice, Unknown	1
Pembroke Pines, Unknown	1
Pensacola Naval Hospital, Escambia	1
Pittsburgh, Alachua	1
Playa Del Rey, Palm Beach	1
Plymouth, Pasco	1
Okeechobee, Unknown	1
Oviedo, Orange	1
Pace, Escambia	1
Painted Post, Pasco	1
Palatka, Marion	1
Winnetka, Dade	1
Winter Garden, Osceola	1
Winter Haven, Leon	1
Winter Haven, Osceola	1
Winter Park, Duval	1
Winter Park, Palm Beach	1
West Hollywood, Broward	1
West Palm Beach, Unknown	1
Weston, Unknown	1
Wildwood, Lee	1
Willington, Lee	1
Unknown, Duval	1
Upland, Manatee	1
Valrico, Polk	1
Wakefield, Broward	1
Waverly, Duval	1

COVID-19: characteristics of 2,175,844 Florida resident cases

Data through Apr 26, 2021 verified as of Apr 27, 2021 at 09:25 AM

Data in this report are provisional and subject to change.

The table below includes the cities and counties of residence for cases in Florida residents based on the patient's ZIP Code. Note that city is not always received as part of the initial notification and may be missing while the case is being investigated.

City and county	Cases
Wabasha, Clay	1
Wekiwa Springs, Orange	1
Winter Springs, Polk	1
Youngstown, Washington	1
Ocala, Duval	1
North Porte, Unknown	1
Notrealville, Polk	1
Okeechobi, Unknown	1
Orem, Dade	1
Orlando, Citrus	1
Orlando, Collier	1
Orlando, Hernando	1
Morrisville, Palm Beach	1
Mokena, Lee	1
Myrtle Beach, Broward	1
Nashville, Palm Beach	1
North Brunswick, St. Lucie	1
North Grafton, Dade	1
North Lauderdale, Unknown	1
Orlando, Walton	1
Oviedo, Lake	1
Orlando, St. Johns	1
Plantation, Leon	1
Pooler, Broward	1
Pensacola, Dade	1
Panomo City, Bay	1
Parrish, Sarasota	1
San Marcos, Unknown	1
Rye, Palm Beach	1
Saint Petersburg, Bay	1
Ridgewood, Lee	1
Roayl Palm Beach, Palm Beach	1
Roseville, Broward	1
Punta Gorda, Sarasota	1
Putnam, Putnam	1
Surprise, Unknown	1
St Cloud, Orange	1
St Helena Is, Dade	1
Syracuse, Unknown	1
Vernon, Walton	1
Waukesha, Volusia	1
Unknown, Manatee	1
Venezuela, Unknown	1
Tinley Park, Manatee	1
Twentynine Palms, Broward	1
Whippany, Volusia	1
Wilmington, Charlotte	1
Windermere, Alachua	1
Winfield, Hillsborough	1
Winter Garden, Unknown	1
Winter Park, Brevard	1
Winter Park, Unknown	1
Xifamk, Dade	1
Defuniak Springs, Unknown	1
Dona Vista, Lake	1
Dalecity, Okaloosa	1
Daytona Beach, Orange	1
Deerfield Beach, Polk	1
Clearwater, Leon	1

COVID-19: characteristics of 2,175,844 Florida resident cases

Data through Apr 26, 2021 verified as of Apr 27, 2021 at 09:25 AM

Data in this report are provisional and subject to change.

The table below includes the cities and counties of residence for cases in Florida residents based on the patient's ZIP Code. Note that city is not always received as part of the initial notification and may be missing while the case is being investigated.

City and county	Cases
Crestview, Broward	1
Crystal River, Marion	1
Fayetteville, Broward	1
Fellsmere, Brevard	1
Florida City, Unknown	1
Fort Lauderdale, Collier	1
Fort Myers, Alachua	1
El Dorado, Palm Beach	1
East Setauket, Palm Beach	1
Canton, Duval	1
Charlotte, Alachua	1
Brunswick, Polk	1
Bryceville, Duval	1
Bradentom, Manatee	1
Bradenton, Lee	1
Boca Raton, Dade	1
Boca Raton, Madison	1
Bogota, Unknown	1
Bal Harbour, Broward	1
Atlanta, Walton	1
Attalla, Broward	1
Auburn, Palm Beach	1
Autaugaville, Broward	1
Apopka, Volusia	1
Alachua, Suwannee	1
Alafaya, Broward	1
Alafaya, Pinellas	1
Fleming Island, Duval	1
Glen Cove, Unknown	1
Glen Saint Mary, Duval	1
Golf, Palm Beach	1
Great Neck, Dade	1
Gainesville, Levy	1
Immokalee, Walton	1
Irmo, Unknown	1
Greensboro, Leon	1
Lake Forest, Collier	1
Key West, Palm Beach	1
Kilgore, Dade	1
Jacksonville, Baker	1
Jacksonville, Marion	1
Jupiter Inlet, Palm Beach	1
Land O Lakes, Unknown	1
Lawton, Okaloosa	1
Levittown, Palm Beach	1
Lima, Manatee	1
Lima, Volusia	1
Macclenny, Dixie	1
Madison, Jefferson	1
Maitland, Collier	1
Merrick, Palm Beach	1
Metter, Manatee	1
Miami, Osceola	1
Miamiardens, Unknown	1
Miamksaohes, Dade	1
Yulee, St. Johns	1
Zephyrhills, Hillsborough	1
Topsham, Manatee	1
Town Of Nocatee, St. Johns	1

COVID-19: characteristics of 2,175,844 Florida resident cases

Data through Apr 26, 2021 verified as of Apr 27, 2021 at 09:25 AM

Data in this report are provisional and subject to change.

The table below includes the cities and counties of residence for cases in Florida residents based on the patient's ZIP Code. Note that city is not always received as part of the initial notification and may be missing while the case is being investigated.

City and county	Cases
Troy, Manatee	1
Unkn, Duval	1
Sweetwater, Manatee	1
Syracuse, Polk	1
Tallahassee, Dade	1
Tamarac, Dade	1
Tavares, Orange	1
Suitland, Volusia	1
Sunbright, Palm Beach	1
Winter Garden, Duval	1
Woodbine, Nassau	1
West Yarmouth, St. Lucie	1
Waipahu, Santa Rosa	1
Ward, Polk	1
Wellborn, Columbia	1
West Aplm Beach, Palm Beach	1
Venetian Islands, Dade	1
Rileyville, Flagler	1
Saint Joseph, Volusia	1
Russellville, Bay	1
Sagamore Beach, Charlotte	1
Saint Augustine, Broward	1
Saint Cloud, Palm Beach	1
San Antonio, Orange	1
Seminole, Leon	1
Shalimar, Unknown	1
Shirley, Flagler	1
Prattville, Hillsborough	1
Prestonsburg, Bay	1
Quincy, Jackson	1
Rapid City, Broward	1
Petersburg, Manatee	1
Piasa, Putnam	1
Palmetto, Pasco	1
Parma, Manatee	1
Pass-A-Grille Beach, Pinellas	1
Oldsmar, Hillsborough	1
Olean, Alachua	1
Other, Dade	1
Palm Beach Gardens, Unknown	1
Palmetto Bay, Palm Beach	1
Missing, Okeechobee	1
Monroe Township, Palm Beach	1
Monroe, Lee	1
Moore Haven, Okeechobee	1
Morrisville, Unknown	1
Missing, Levy	1
Myakka City, Sarasota	1
North Palm Beach, Orange	1
Northport, Sarasota	1
Oakland, Lee	1
New Middletown, Hillsborough	1
New Port Richey, Pinellas	1
Newberry, Marion	1
Newtown, Lake	1
Milford, Lee	1
Mckinney, Broward	1
Miamc, Dade	1
Matawan, Palm Beach	1

COVID-19: characteristics of 2,175,844 Florida resident cases

Data through Apr 26, 2021 verified as of Apr 27, 2021 at 09:25 AM

Data in this report are provisional and subject to change.

The table below includes the cities and counties of residence for cases in Florida residents based on the patient's ZIP Code. Note that city is not always received as part of the initial notification and may be missing while the case is being investigated.

City and county	Cases
Ldhl, Broward	1
Longwood, Volusia	1
Lake Butler, Alachua	1
Knoxville, Bay	1
Kingsland, Nassau	1
Las Vegas, Palm Beach	1
Leesburg, Seminole	1
Lincoln, St. Lucie	1
Little Neck, Lee	1
Jupiter, St. Lucie	1
Kenilworth, Leon	1
Key West, Duval	1
Keys West, Unknown	1
Jacksonville, Orange	1
Jefferson, Dade	1
Jonesboro, Leon	1
Intrcsion Cty, Osceola	1
Inverness, Marion	1
Inwood, Broward	1
Irvine, Marion	1
Istachatta, Hernando	1
Homeless, Monroe	1
Homeless, Pinellas	1
Howell, Dade	1
Hudson, Hernando	1
Indian Rocks Beach, Duval	1
Indiantown, Palm Beach	1
Inglewood, Sarasota	1
Hernando, Marion	1
Hialeah, Collier	1
Helen, Bay	1
Hoclywsod, Dade	1
Holiday, Pinellas	1
Carmel, Orange	1
Cedar Springs, Hernando	1
Chicago, Unknown	1
Caracas, Dade	1
Bryceville, Baker	1
Coconut Ck, Unknown	1
Dallas, Hernando	1
Dayton, Lake	1
Daytona Beach, Pinellas	1
Alpharetta, Broward	1
O, Manatee	1
Acworth, Okaloosa	1
Apopka, Clay	1
Asheville, Highlands	1
Astoria, Broward	1
Atmore, Escambia	1
Bartow, Hardee	1
Bel Air, Collier	1
Berryton, Palm Beach	1
Brooklyn, Dade	1
Brooklyn, Lee	1
Bonnie, Broward	1
Boston, Broward	1
Downingtown, Broward	1
Downingtown, Hillsborough	1
Dpo, Santa Rosa	1

COVID-19: characteristics of 2,175,844 Florida resident cases

Data through Apr 26, 2021 verified as of Apr 27, 2021 at 09:25 AM

Data in this report are provisional and subject to change.

The table below includes the cities and counties of residence for cases in Florida residents based on the patient's ZIP Code. Note that city is not always received as part of the initial notification and may be missing while the case is being investigated.

City and county	Cases
Dunedin, Unknown	1
Dearborn, Broward	1
Deer Park, Dade	1
Deerfield Beach, Unknown	1
Deerfield, Dade	1
Deland, Seminole	1
Deltona, Seminole	1
Erie, Monroe	1
Fisher Island, Unknown	1
East Palatka, Hillsborough	1
Eastpoint, Leon	1
Fort Lauderdale, Leon	1
Fort Myers, Sarasota	1
Fort Pierce, Palm Beach	1
Fort White, Clay	1
Garden City, Alachua	1
Gaylord, Orange	1
Goodrich, Charlotte	1
Gotcha, Orange	1
Greensburg, Palm Beach	1
Hallandale, Unknown	1
Harpers Ferry, Palm Beach	1
Haines City, Osceola	1
Saint Augustine, Flagler	1
Sanford, Orange	1
Saint Petersburg, Charlotte	1
Puerto Rico, Unknown	1
Punta Gorda, Unknown	1
Randolph, Orange	1
Rivera Beach, Palm Beach	1
Powell, Lee	1
Seffenner, Hillsborough	1
Seminole, Lee	1
Summerfield, Unknown	1
Stratford, Broward	1
Sunrtise, Dade	1
Tallahassee, Madison	1
Tallahassee, Pinellas	1
Pembroke Pines, Orange	1
Pensacola, Sumter	1
Perth Amboy, Hillsborough	1
Port Orange, Brevard	1
Paducah, Manatee	1
Orlando, Jackson	1
Orlando, Lee	1
Newberry, Levy	1
Nantucket, Palm Beach	1
New Vernon, Palm Beach	1
North Laud, Unknown	1
Ocala, Citrus	1
Ocoee, Unknown	1
Odessa, Dade	1
Oldsrav, Manatee	1
Windermere, Volusia	1
Wtixrat, Dade	1
Westlake Village, Unknown	1
White Plains, Broward	1
Whites Creek, Leon	1
Watersound, Bay	1

COVID-19: characteristics of 2,175,844 Florida resident cases

Data through Apr 26, 2021 verified as of Apr 27, 2021 at 09:25 AM

Data in this report are provisional and subject to change.

The table below includes the cities and counties of residence for cases in Florida residents based on the patient's ZIP Code. Note that city is not always received as part of the initial notification and may be missing while the case is being investigated.

City and county	Cases
Tampa, Pasco	1
Trenton, Dixie	1
Unknown, Unknown	1
Toms River, Lee	1
Tourist, Dade	1
University Of Central Florida, Lee	1
Unk, Duval	1
Ventura, Orange	1
Crossings, Unknown	1
Davenport, Lake	1
Davie, Unknown	1
Dayton, Citrus	1
Dayton, Orange	1
Dearborn Heights, Hillsborough	1
Edgewood, Broward	1
Elkton, Putnam	1
Dover, Lee	1
Chesterfield, Broward	1
Carteret, Polk	1
Cincinnati, Dade	1
Connellsville, Highlands	1
Armstrong, St. Johns	1
Atl, Brevard	1
Alva, Escambia	1
Andalusia, Escambia	1
Arcadia, Highlands	1
Baker, Santa Rosa	1
Belleville, Palm Beach	1
Belmont, Santa Rosa	1
Blountstown, Broward	1
Bronson, Alachua	1
Brooker, Alachua	1
Bradenton, Clay	1
Brandon, Pinellas	1
Bonita, Lee	1
Bocaraten, Palm Beach	1
Hudson, Pinellas	1
Indian Rock Beach, Palm Beach	1
Hoosick Falls, Broward	1
Hialeahgardens, Dade	1
Hiram, Leon	1
Interlachen, Duval	1
Jacksonville, Nassau	1
Fort Myers, Broward	1
Gainesville, Okaloosa	1
Floral, Okaloosa	1
Forestville, Volusia	1
Greenbrier, Bay	1
Greenville, Palm Beach	1
Groveland, Orange	1
Longwood, Broward	1
Lucedale, St. Lucie	1
Macclenny, Duval	1
Mantua, Broward	1
Kure Beach, Monroe	1
Lakeland, Palm Beach	1
Kaclsonville, Duval	1
Kechi, Orange	1
Mexico, Orange	1

COVID-19: characteristics of 2,175,844 Florida resident cases

Data through Apr 26, 2021 verified as of Apr 27, 2021 at 09:25 AM

Data in this report are provisional and subject to change.

The table below includes the cities and counties of residence for cases in Florida residents based on the patient's ZIP Code. Note that city is not always received as part of the initial notification and may be missing while the case is being investigated.

City and county	Cases
Mayaguez, Dade	1
Middletown, Osceola	1
Monroe, Hillsborough	1
Missing, Gilchrist	1
Opalocka, Dade	1
Orlando, Union	1
Ovido, Seminole	1
Oxford, Palm Beach	1
North Canton, Palm Beach	1
Oakland, Leon	1
Ocala, Alachua	1
Okeechobee, St. Lucie	1
Miamf, Dade	1
Miami G, Dade	1
Miami, Collier	1
Miami, St. Lucie	1
Marshall, Palm Beach	1
New Richmond, Volusia	1
Rio Dell, Volusia	1
Rochelle, Volusia	1
Port Saint Lucie, Orange	1
Princeton, Alachua	1
Provincetown, Collier	1
Panama City, Walton	1
Perry, Leon	1
Perth Amboy, Monroe	1
Palm Coast, Duval	1
Sarasota, Hillsborough	1
Saint Cloud, Lee	1
Saint Johns, Orange	1
San Antonio, Sarasota	1
San Antonio, Unknown	1
Sanford, Volusia	1
Shannon, Collier	1
Soddy Daisy, Broward	1
Soldotna, Broward	1
South Burlington, Orange	1
Spring Park, Alachua	1
Wheaton, Lee	1
Wilmington, Broward	1
Wesley Chapel, Alachua	1
Umatilla, Alachua	1
University Of Central Florida, Monroe	1
Virginia Beach, Hernando	1
Waco, Broward	1
Washington, Broward	1
Steinhatchee, Madison	1
Tampa, Volusia	1
Tamarac, Seminole	1
Tangerine, Seminole	1
Tewksbury, Orange	1
Toms River, Dade	1
Winter Park, Osceola	1
Wood River, Polk	1
Worcester, Palm Beach	1
Winter Park, Alachua	1
Fort Myers, Dade	1
Grassy Key, Monroe	1
Florala, Escambia	1

COVID-19: characteristics of 2,175,844 Florida resident cases

Data through Apr 26, 2021 verified as of Apr 27, 2021 at 09:25 AM

Data in this report are provisional and subject to change.

The table below includes the cities and counties of residence for cases in Florida residents based on the patient's ZIP Code. Note that city is not always received as part of the initial notification and may be missing while the case is being investigated.

City and county	Cases
Jersey City, Polk	1
Jamaica, Broward	1
Haverford, Hillsborough	1
Herrin, Orange	1
Jacksonville, Manatee	1
Gainesville, Baker	1
Gilmer, Dade	1
Haledon, Dade	1
Jupiter, Unknown	1
Kingsland, Duval	1
Kissimmee, Brevard	1
Lake In The Hills, Columbia	1
Lake Placid, Alachua	1
Lake Worth Beach, Broward	1
Lander, Citrus	1
Las Vegas, Orange	1
Los Angeles, Palm Beach	1
Marianna, Calhoun	1
Lemoyne, Manatee	1
Lawrence Township, Palm Beach	1
Lyndhurst, Broward	1
Magnolia Square, Osceola	1
Maitland, Alachua	1
Bronx, Broward	1
Carol Stream, Orange	1
Castleberry, Escambia	1
Buffalo, Palm Beach	1
Bryant, Alachua	1
Apo, Pasco	1
Apopka, Flagler	1
99, Unknown	1
Alanson, Bay	1
Aollywoss, Dade	1
Boca Raton, Unknown	1
Bohealia, Lee	1
Blowing Rock, Polk	1
Belleair, Hillsborough	1
Dorchester, Orange	1
Estero, Collier	1
Fanning Springs, Levy	1
Felton, Manatee	1
Deland, Polk	1
Cumberland, Palm Beach	1
Dade City, Hillsborough	1
Dallas, Lee	1
De Leon Springs, Putnam	1
Dearborn, Lee	1
Clear Brook, Lee	1
Charlotte, Pasco	1
Crestview, Holmes	1
College Station, Lake	1
Columbus, Brevard	1
Cookeville, Seminole	1
Venice, Unknown	1
Westbrook, Dade	1
Wichita, Volusia	1
Washington, Unknown	1
Wells, Polk	1
Zolfo Springs, Polk	1

COVID-19: characteristics of 2,175,844 Florida resident cases

Data through Apr 26, 2021 verified as of Apr 27, 2021 at 09:25 AM

Data in this report are provisional and subject to change.

The table below includes the cities and counties of residence for cases in Florida residents based on the patient's ZIP Code. Note that city is not always received as part of the initial notification and may be missing while the case is being investigated.

City and county	Cases
Yukon, Broward	1
Winder Garden, Orange	1
Windermere, Leon	1
Windermere, Osceola	1
Windermere, Seminole	1
Winter Garden, Broward	1
Winter Garden, Pinellas	1
Winter Park, Broward	1
Shelton, Manatee	1
Sarasota, Flagler	1
Saxis, Lee	1
Schenectady, Polk	1
Sebring, Lee	1
Saint Petersburg, St. Lucie	1
Sandford, Seminole	1
Rye, Duval	1
Saint Cloud, Unknown	1
Saint Johns, Unknown	1
Sun City Center, Hardee	1
Sodus, Charlotte	1
Spring Hill , Hernando	1
Spring Hill, Dade	1
Starke, Clay	1
Stone Mountain, Palm Beach	1
Tulsa, Orange	1
Tiffin, Highlands	1
Tallahassee, Duval	1
Tallahassee, Unknown	1
Tampa, Palm Beach	1
Tampa, St. Johns	1
Tavares, Marion	1
Temple Terrace, Pasco	1
Port Everglades, Broward	1
Plantation, Orange	1
Pompano Beach, Martin	1
Peoria, Unknown	1
Potomac, Palm Beach	1
Rex, Duval	1
Orange City, Seminole	1
Orange Park , Duval	1
Orem, Broward	1
Orlando, Columbia	1
Orlando, Indian River	1
Orlando, Sarasota	1
Parker, Dade	1
Parker, Leon	1
Palm Coast, Polk	1
Oviedo, Brevard	1
Pacifica, Dade	1
New Orleans, Palm Beach	1
Newark, Broward	1
Newburgh, Bay	1
Old Town, Alachua	1
Omaha, Palm Beach	1
Ona, Manatee	1
Oooooo, Unknown	1
Ocoee, Osceola	1
Okeechobee, Broward	1
North Pole, Seminole	1

COVID-19: characteristics of 2,175,844 Florida resident cases

Data through Apr 26, 2021 verified as of Apr 27, 2021 at 09:25 AM

Data in this report are provisional and subject to change.

The table below includes the cities and counties of residence for cases in Florida residents based on the patient's ZIP Code. Note that city is not always received as part of the initial notification and may be missing while the case is being investigated.

City and county	Cases
North Port, Lee	1
Navarre, Dade	1
Middlesburg, Duval	1
Davenport, Orange	1
Daytona Beach, Unknown	1
Deland, St. Lucie	1
Deltona, Orange	1
Columbus, Dade	1
Conway, Leon	1
Coventry, Broward	1
Cuttler Bay, Dade	1
Cypress, Leon	1
East Hampton, Palm Beach	1
Fort Myers-, Lee	1
Fort Pierce, Unknown	1
Fort Myers, Manatee	1
Foley, Escambia	1
Altoona, Marion	1
Anaheim, Unknown	1
Argyle, Walton	1
Athens, Duval	1
Bal Harbor, Dade	1
Bogota, Orange	1
Bradenton, Dade	1
Bradenton, Osceola	1
Bridgeport, Dade	1
Bronx, Palm Beach	1
Cambridge, Broward	1
Clermont, Seminole	1
Clermont, Volusia	1
Clewiston, Glades	1
Cartersville, Unknown	1
Coconut Creek, Dade	1
Littleton, Dade	1
Los Angeles Ca, Unknown	1
Los Angeles, Hardee	1
Leesburg, Marion	1
Lehigh Acres, Dade	1
Lewisburg, Pasco	1
Largo, Unknown	1
Miami, Manatee	1
Miami Beach, Broward	1
Macdill Air Force Base, Hillsborough	1
Manchester, Okaloosa	1
Margate, Dade	1
Marshall, Dade	1
Mary Esther, Unknown	1
Medford, Palm Beach	1
Gainesville, Duval	1
Granada Hills, Broward	1
Guilford, Dade	1
Hailandale, Unknown	1
Harrison, Pinellas	1
Holly Ridge, Orange	1
Homeless, Polk	1
Homosassa, Hernando	1
Homossassa, Citrus	1
Jerusalem, St. Johns	1
Lake City, Hamilton	1

COVID-19: characteristics of 2,175,844 Florida resident cases

Data through Apr 26, 2021 verified as of Apr 27, 2021 at 09:25 AM

Data in this report are provisional and subject to change.

The table below includes the cities and counties of residence for cases in Florida residents based on the patient's ZIP Code. Note that city is not always received as part of the initial notification and may be missing while the case is being investigated.

City and county	Cases
La Grange, Dade	1
Plant City, Hendry	1
Plant City, Pinellas	1
Plantation, Unknown	1
Parlin, Broward	1
Orlando, Highlands	1
Opa Locka, Unknown	1
Orem, Nassau	1
Olando, Orange	1
Ocoee, Polk	1
Newport Beach, Palm Beach	1
North Adams, Manatee	1
North Little Rock, Palm Beach	1
Northville, Broward	1
Ocala, Indian River	1
Ocoee, Broward	1
Pound Ridge, Leon	1
Ponce, Orange	1
Port Charlotte Fl, Unknown	1
Port Saint Lucie, Duval	1
Saint Petersburg, Dade	1
San Juan, Osceola	1
San Pedro Sula, Dade	1
Sandy, Duval	1
Richmond Heights, Dade	1
Ridge Manor, Hernando	1
Riverview, Pinellas	1
Rochester, Lee	1
Rosemary Beach, Bay	1
Saint Cloud, Orange	1
South Otselic, Dade	1
Sevierville, Dade	1
Stockbridge, Leon	1
Sullivans Island, Dade	1
Southampton, Palm Beach	1
Springhill, Unknown	1
Wayne, Dade	1
West Lafayette, Desoto	1
West Simsbury, Collier	1
Tallahassee, Escambia	1
Tampa, Lee	1
Tinley Park, Lee	1
University Of Central Fl, Dade	1
Telluride, Lee	1
Windermere, Polk	1
Winter Park, Lake	1
Winter, Pinellas	1
Downers Grove, St. Lucie	1
Delrey Beach, Palm Beach	1
Export, Palm Beach	1
Fdsf, Unknown	1
Felda, Palm Beach	1
Flagler Beach, Volusia	1
Flora, Lee	1
Fort Myers, Lake	1
Fresno, Pasco	1
Fruitland Park, Sumter	1
Fwb, Unknown	1
Gainesville, Marion	1

COVID-19: characteristics of 2,175,844 Florida resident cases

Data through Apr 26, 2021 verified as of Apr 27, 2021 at 09:25 AM

Data in this report are provisional and subject to change.

The table below includes the cities and counties of residence for cases in Florida residents based on the patient's ZIP Code. Note that city is not always received as part of the initial notification and may be missing while the case is being investigated.

City and county	Cases
Gastonia, Polk	1
Clearwater, Highlands	1
Clermont, Unknown	1
Columbia, Orange	1
Coral Gables, Unknown	1
Coral Springs, Unknown	1
Crestview, Dade	1
Dade City, Polk	1
Dania, Unknown	1
Darien, Pasco	1
Arcadia, Charlotte	1
Aspen, Palm Beach	1
Atl, Broward	1
Atlanta, Broward	1
Aurburndale, Polk	1
Aventura, Unknown	1
Azalea Park, Sarasota	1
Bartow, Unknown	1
Biscayne Park, Broward	1
Boca Rotan, Unknown	1
Alpharetta, Alachua	1
Apalachicola, Leon	1
Brooksville, Columbia	1
Bryn Mawr, Collier	1
Canfield, Duval	1
Hilliard, Dade	1
Hollywood, Leon	1
Holt, Unknown	1
Homestead, Monroe	1
Homestead, Unknown	1
Humble, Broward	1
Green, Clay	1
Greensburg, Orange	1
Greenville, Monroe	1
Gulf Shores, Escambia	1
Havanna, Gadsden	1
Jacksonville, Flagler	1
Jacksonville, Palm Beach	1
Johns Island, Wakulla	1
Killarney, Orange	1
Knoxville, Duval	1
Lake City, Volusia	1
Los Angeles, Polk	1
Lakeland, Pasco	1
Lakewood, Unknown	1
Naugatuck, Lee	1
New Port Richey, Hernando	1
New Vernon, Sarasota	1
New York, Broward	1
Myakka, Duval	1
Maitland, Unknown	1
Matlacha Island, Lee	1
Melbourne, Dade	1
Melbourne, Orange	1
Miami Beach, Palm Beach	1
Miami Granders, Dade	1
Missing, Baker	1
Milford, Palm Beach	1
Milford, Polk	1

COVID-19: characteristics of 2,175,844 Florida resident cases

Data through Apr 26, 2021 verified as of Apr 27, 2021 at 09:25 AM

Data in this report are provisional and subject to change.

The table below includes the cities and counties of residence for cases in Florida residents based on the patient's ZIP Code. Note that city is not always received as part of the initial notification and may be missing while the case is being investigated.

City and county	Cases
Minneapolis, Broward	1
Colorado Springs, Unknown	1
Conifer, Lee	1
Clarksboro, Lee	1
Chipley, Holmes	1
Celebration, Palm Beach	1
Chattanooga, Dade	1
Eatonville, Seminole	1
Dunellen, Dade	1
Cutler Bay, Broward	1
Daniel Island, Bay	1
Destin, Unknown	1
Diamond, Highlands	1
Doral, Broward	1
Altamonte, Orange	1
Alva, Collier	1
333, Unknown	1
Allentown, Putnam	1
Apple Creek, Citrus	1
Amelia Village, Nassau	1
Barefoot Beach, Lee	1
Battle Creek, Manatee	1
Avon, Manatee	1
Aventura, Osceola	1
Azalea Park, Osceola	1
Bear Grass, Palm Beach	1
Boca Raton,, Palm Beach	1
Bryn Mawr, Palm Beach	1
Burkeville, Brevard	1
Camden Wyoming, Duval	1
Boston, Dade	1
Brewster, Volusia	1
Hallandate Ben, Unknown	1
Havana, Leon	1
Hickory, Lee	1
El Paso, Unknown	1
Elbow Lake, Palm Beach	1
Fairless Hills, Broward	1
Everett, Dade	1
Fort Denaud, Glades	1
Fort Meyers, Lee	1
Fl State Lot, Leon	1
Fortlauderdale, Unknown	1
Fortwalton Beach, Okaloosa	1
Ft Pierce, Unknown	1
Garland, Orange	1
Homer, Escambia	1
Hilliard, Unknown	1
Jeffersonville, Broward	1
Lehigh Cares, Lee	1
Live Oak, Columbia	1
Loganville, Orange	1
Lansdale, Lake	1
Lapeer, Manatee	1
Lauderdale Hill, Unknown	1
Knoxville, Escambia	1
Lake Mary, Lake	1
Ocala, Unknown	1
Middleburg, Duval	1

COVID-19: characteristics of 2,175,844 Florida resident cases

Data through Apr 26, 2021 verified as of Apr 27, 2021 at 09:25 AM

Data in this report are provisional and subject to change.

The table below includes the cities and counties of residence for cases in Florida residents based on the patient's ZIP Code. Note that city is not always received as part of the initial notification and may be missing while the case is being investigated.

City and county	Cases
Midland, Osceola	1
Missing, Hamilton	1
Missing, Wakulla	1
Monterey, Broward	1
Mumford, Manatee	1
N/A, Duval	1
Naples, Alachua	1
Longwood, Orange	1
Miami, Charlotte	1
Miamii, Dade	1
Miami Garden, Unknown	1
Oviedo, Leon	1
Palm City, Unknown	1
Ocean City, Broward	1
Old Town, Gilchrist	1
Opa Locka, Polk	1
Orem, Sarasota	1
Orem, Unknown	1
Ridgewood, Broward	1
Riverview, Manatee	1
Rochester, Broward	1
Roseland, Palm Beach	1
Pompano Beach, Alachua	1
Porter Ranch, Dade	1
Raiford, Bradford	1
Ponte Vedra Beach, Orange	1
Port Orange , Volusia	1
Port Saint Lucie, Indian River	1
University Of Central Florida, Hillsborough	1
Wilbur By The Sea, Volusia	1
Willowbrook, Lee	1
Wilmington, Pasco	1
Westerville, Hillsborough	1
Wilton Manors, Dade	1
Winston Salem, Unknown	1
Winter Garden, Hillsborough	1
Woodland Hills, Brevard	1
Youngstown, Calhoun	1
Yulee, Duval	1
San Antonio, Dade	1
San Diego, Unknown	1
Republic, Monroe	1
Richmond, Palm Beach	1
Russellville, Hillsborough	1
Saint Augustine, Okaloosa	1
Steinhatchee, Alachua	1
Sandyport, Dade	1
Sanford, Palm Beach	1
Sebastian, Lake	1
Village Of Palm Springs, Palm Beach	1
Virginia Beach, Alachua	1
Webster, Pasco	1
Wekiva Springs, Orange	1
Union City, Bradford	1
University Of Central FI, Pasco	1
Tower Lakes, Lee	1
Tallahassee, Wakulla	1
Tampa, Escambia	1
Tampa, Manatee	1

COVID-19: characteristics of 2,175,844 Florida resident cases

Data through Apr 26, 2021 verified as of Apr 27, 2021 at 09:25 AM

Data in this report are provisional and subject to change.

The table below includes the cities and counties of residence for cases in Florida residents based on the patient's ZIP Code. Note that city is not always received as part of the initial notification and may be missing while the case is being investigated.

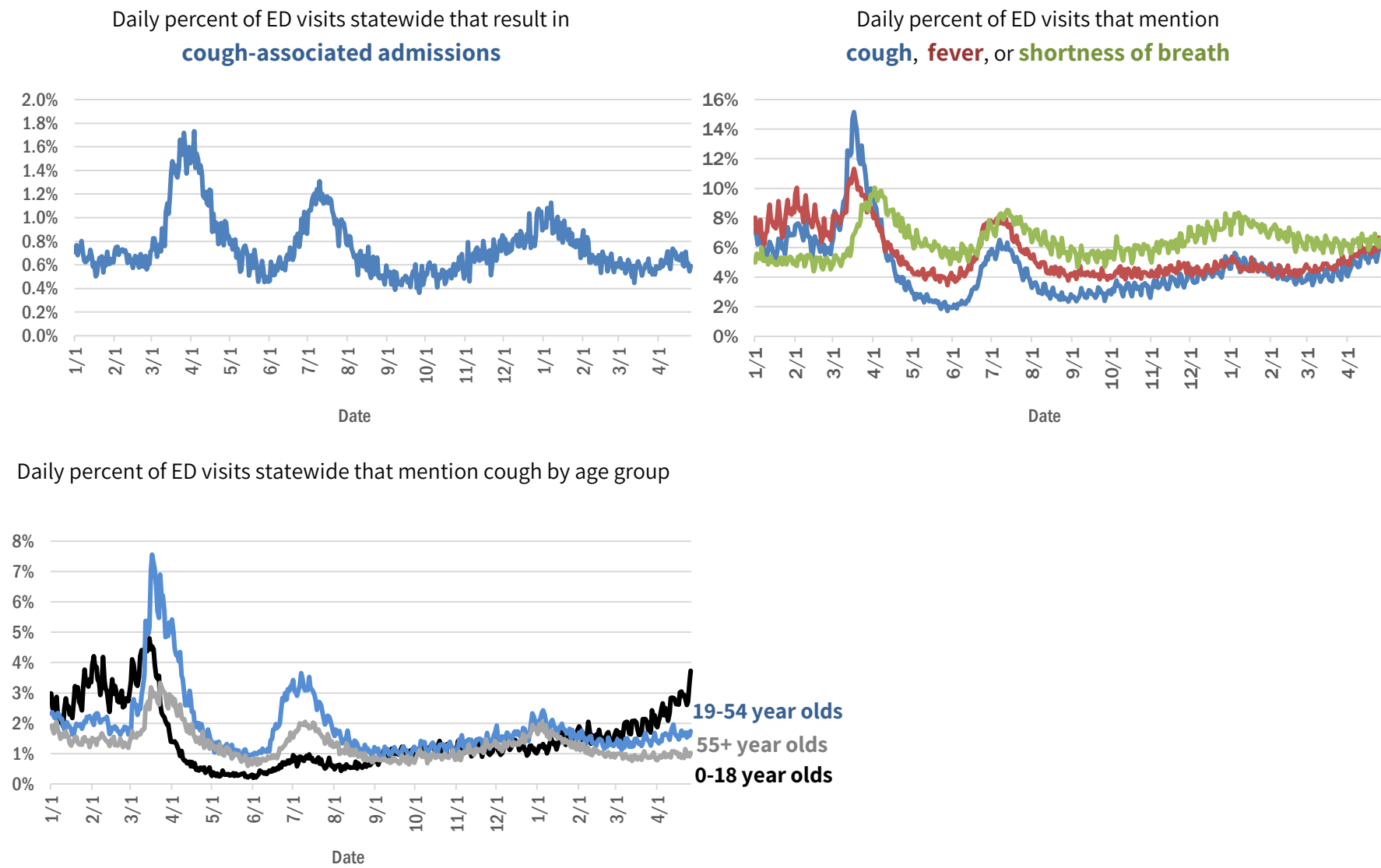
City and county	Cases
Tangerine, Lake	1
Total	2,175,844

COVID-19: additional surveillance information

Data through Apr 26, 2021 verified as of Apr 27, 2021 at 09:25 AM

Data in this report are provisional and subject to change.

Statewide emergency department (ED) chief complaint and admission data



The Electronic Surveillance System for the Early Notification of Community-Based Epidemics (ESSENCE-FL) includes chief complaint data from 211 of 211 Florida EDs. Data are transmitted electronically to ESSENCE-FL daily or hourly.

COVID-19: testing by laboratory

Data through Apr 26, 2021 verified as of Apr 27, 2021 at 09:25 AM

Data in this report are provisional and subject to change.

The numbers in the table below represent the number of Florida and non-Florida residents for whom test results were received by the Department of Health. A person can be tested by more than one laboratory and can have both positive and negative results. **Therefore, the sum of the numbers in each column will be larger than the total number of people tested.**

Reporting lab	Inconclusive	Negative	Positive	Percent positive	Total
CURATIVE LABS	16,138	1,762,305	276,445	13%	2,054,888
LABORATORY CORPORATION OF AMERICA	2,642	1,693,210	230,272	12%	1,926,124
QUEST DIAGNOSTICS	12,260	1,420,240	208,865	13%	1,641,365
BIO REFERENCE LABORATORIES, INC	7,569	975,851	188,642	16%	1,172,062
HELIX	10,264	742,894	130,652	15%	883,810
REALTOX LABS LLC	6,931	624,611	102,802	14%	734,344
NOMI_HEALTH	3,430	567,239	78,717	12%	649,386
RCA LABORATORY SERVICES, LLC/GENETWORX		485,407	54,548	10%	539,955
GENETWORX	661	390,598	32,997	8%	424,256
PALM BEACH BALLPARK		371,379	42,326	10%	413,705
CDR MAGUIRE - HEALTH CARE CENTER		338,621	51,562	13%	390,183
PWNHEALTH	2,108	306,298	42,883	12%	351,289
IMPACT HEALTH BIOMETRIC TESTING, INC	1,047	234,249	28,330	11%	263,626
EAST FLORIDA STATE COLLEGE - BREVARD		212,886	26,986	11%	239,872
BPHL-JACKSONVILLE	18	202,485	34,814	15%	237,317
ADVENTHEALTH LAB	99	187,125	24,114	11%	211,338
FULGENT DIAGNOSTICS LABORATORY	4,109	181,445	20,852	10%	206,406
BPHL-MIAMI	225	165,972	27,828	14%	194,025
NOMI HEALTH LAB SERVICES		172,679	19,998	10%	192,677
MAKO GENOMICS	8,262	146,871	27,099	15%	182,232
CB SMITH PARK		150,114	18,792	11%	168,906
MAYO CLINIC LABORATORIES	342	144,930	17,881	11%	163,153
BAYCARE LABORATORIES LLC	663	147,525	12,479	8%	160,667
AEGIS SCIENCES CORPORATION	1,339	131,976	21,414	14%	154,729
ELABNETWORK	1,059	139,485	11,988	8%	152,532
MEMORIAL REGIONAL HOSPITAL SOUTH	31	125,949	25,395	17%	151,375
ORLANDO HEALTH SYSTEM	687	132,562	13,448	9%	146,697
ASCENSION SACRED HEART HOSPITAL - PENSACOLA	2	118,646	18,136	13%	136,784
BIOCOLLECTIONS WORLDWIDE, INC	767	116,961	13,858	11%	131,586
NORTHWEST LABORATORY	247	121,118	6,479	5%	127,844
AKESOGEN		102,900	19,985	16%	122,885
TESTING MATTERS INC	1,244	101,207	18,831	16%	121,282
ADVENT HEALTH LAB	112	101,258	13,955	12%	115,325
MEDICAL DIAGNOSTIC LABORATORIES	977	98,611	14,221	12%	113,809
BPHL-TAMPA (SPECTRUM BLVD)	46	95,268	17,672	16%	112,986
UF HEALTH MEDICAL LAB	33	102,628	9,710	9%	112,371
TAMPA GENERAL HOSPITAL	4	101,083	9,682	9%	110,769
DIATHERIX LABORATORIES (VRL EUROFINs)	1	89,485	13,250	13%	102,736
BAPTIST HEALTH SOUTH FLORIDA	395	88,024	13,200	13%	101,619
KORVALABS, INC	1,285	92,255	4,728	5%	98,268
SUNPATH MEDICAL DIAGNOSTICS LABORATORY	844	80,199	12,366	13%	93,409
ASCENSION ST VINCENT'S - RIVERSIDE	2	75,887	10,514	12%	86,403
LAKELAND REGIONAL MEDICAL CENTER	263	74,013	9,567	11%	83,843
SOUTH MIAMI HOSPITAL LAB	469	72,754	10,170	12%	83,393
JACKSON MEMORIAL HOSPITAL CLINICAL LAB	79	69,411	12,135	15%	81,625
INGENIOUS PERSONALIZED MEDICINE	244	61,493	12,415	17%	74,152
UF HEALTH SHANDS HOSPITAL	529	66,975	4,789	7%	72,293

COVID-19: testing by laboratory

Data through Apr 26, 2021 verified as of Apr 27, 2021 at 09:25 AM

Data in this report are provisional and subject to change.

The numbers in the table below represent the number of Florida and non-Florida residents for whom test results were received by the Department of Health. A person can be tested by more than one laboratory and can have both positive and negative results. **Therefore, the sum of the numbers in each column will be larger than the total number of people tested.**

Reporting lab	Inconclusive	Negative	Positive	Percent positive	Total
MINUTECLINIC LLC		60,056	10,236	15%	70,292
AMERICAN HEALTH ASSOCIATES	9	64,395	5,345	8%	69,749
APPLIED INGENUITY DIAGNOSTICS LLC		62,271	3,178	5%	65,449
AIT LABORATORIES		55,417	6,825	11%	62,242
BAPTIST HEALTH - JACKSONVILLE	4	55,008	4,176	7%	59,188
GENESIS REFERENCE LABORATORIES		52,282	5,471	9%	57,753
ADVENTIST HEALTH SYSTEMS SUNBELT INC DBA		49,078	6,350	11%	55,428
SARASOTA MEMORIAL HOSPITAL MAIN LAB	12	49,313	4,133	8%	53,458
TALLAHASSEE MEMORIAL HOSPITAL	242	47,230	5,616	11%	53,088
ARUP LABORATORIES	16	50,110	2,927	6%	53,053
BROWARD GENERAL MEDICAL CENTER-CLINICAL LAB	2	46,614	5,108	10%	51,724
NICKLAUS CHILDREN'S HOSPITAL	74	45,542	5,759	11%	51,375
FLORIDA HOSPITAL - TAMPA	37	45,302	3,600	7%	48,939
AMELIA EARHART		41,045	6,815	14%	47,860
DWIC OF TAMPA BAY INC		41,392	5,609	12%	47,001
MEDFAST URGENT CARE CENTERS, LLC	20	39,751	6,112	13%	45,883
VIRACOR EUROFINs		35,985	9,846	21%	45,831
MILLENNIUM PHYSICIAN GROUP	17	37,286	7,321	16%	44,624
UNIVERSITY OF MIAMI HOSPITAL	153	39,683	3,960	9%	43,796
LEE HEALTH - CAPE CORAL HOSPITAL	3	37,514	5,999	14%	43,516
UF HEALTH JACKSONVILLE	60	37,955	4,260	10%	42,275
INTEGRATED REGIONAL LABORATORIES LLP	14	37,028	5,188	12%	42,230
ECCO LAB GROUP CO	543	35,207	4,766	12%	40,516
MOUNT SINAI MEDICAL CENTER	13	33,595	3,566	10%	37,174
ORANGE COUNTY CONVENTION CENTER		33,330	3,718	10%	37,048
NORTH FLORIDA REGIONAL MEDICAL CENTER		33,213	3,687	10%	36,900
WALGREENS	38	30,236	5,584	16%	35,858
NIGHT LITE PEDIATRIC CENTER LLC		32,332	3,388	9%	35,720
ST JOSEPHS HOSPITAL LABORATORY	23	31,732	3,943	11%	35,698
BRANDON REGIONAL HOSPITAL		31,599	4,094	11%	35,693
MIAMI DADE COUNTY		32,091	3,527	10%	35,618
STS LAB 2 LLC	6	32,624	1,793	5%	34,423
GENESIS MEDICAL LABORATORY	467	28,692	5,070	15%	34,229
JUPITER MEDICAL CENTER LAB	87	30,586	2,953	9%	33,626
JFK MEDICAL CENTER LAB	1	28,527	3,588	11%	32,116
PALMETTO GENERAL HOSPITAL LAB	3	26,443	5,069	16%	31,515
HOLY CROSS HOSPITAL CLINICAL LAB	1	28,571	2,689	9%	31,261
WATSON CLINIC LLP		24,951	5,831	19%	30,782
AVENTUS BIO LABS	16	25,981	3,598	12%	29,595
MIAMI BEACH CONVENTION CENTER		26,105	2,110	7%	28,215
MALABAR MEDICAL WALK IN CLINIC	1	23,091	4,508	16%	27,600
INFINITY BIOLOGIX LLC (GINKO BIOWORKS)	115	26,249	1,227	4%	27,591
HEALTHLINK DIAGNOSTIC LABORATORIES	298	24,646	2,457	9%	27,401
CLEVELAND CLINIC TRADITION HOSPITAL		24,986	1,978	7%	26,964

COVID-19: testing by laboratory

Data through Apr 26, 2021 verified as of Apr 27, 2021 at 09:25 AM

Data in this report are provisional and subject to change.

The numbers in the table below represent the number of Florida and non-Florida residents for whom test results were received by the Department of Health. A person can be tested by more than one laboratory and can have both positive and negative results. **Therefore, the sum of the numbers in each column will be larger than the total number of people tested.**

Reporting lab	Inconclusive	Negative	Positive	Percent positive	Total
CLEVELAND CLINIC HOSPITAL LAB	4	23,819	2,608	10%	26,431
ACCESS DX LABORATORY	230	23,504	2,139	8%	25,873
MORTON PLANT HOSPITAL-ADLER INSTITUTE	26	22,778	2,803	11%	25,607
SAINT MARY'S MEDICAL CENTER	27	21,990	2,441	10%	24,458
LAB DIAGNOSTICS LLC	397	18,521	5,371	22%	24,289
DRS CLACK SPENCER WHITE & MCCORMACK PA D/B/A		21,903	2,152	9%	24,055
UNITED CLINICAL LABORATORY LLC	3	21,086	2,745	12%	23,834
PANCARE OF FLORIDA INC		21,044	2,541	11%	23,585
BAYFRONT HEALTH - ST PETERSBURG	17	20,308	2,645	12%	22,970
STATLAB_MOBILE	1	20,537	2,064	9%	22,602
NAPLES COMMUNITY HOSPITAL	74	19,962	2,068	9%	22,104
PATIENTS FIRST LAKE ELLA MEDICAL CENTER PA		18,385	3,313	15%	21,698
ADVENT HEALTH - DAYTONA BEACH	32	18,890	1,758	9%	20,680
LEESBURG REGIONAL MEDICAL CENTER		18,150	2,480	12%	20,630
HOMESTEAD HOSPITAL CLINICAL LABORATORY	27	16,928	3,554	17%	20,509
EXACT SCIENCES LABORATORIES	1	18,177	2,308	11%	20,486
CLARITY LAB SOLUTIONS	110	18,200	2,127	10%	20,437
OSCEOLA REGIONAL MEDICAL CENTER	1	17,949	2,479	12%	20,429
LAWNWOOD REGIONAL MEDICAL CENTER	1	17,751	2,422	12%	20,174
SYNERGY DIAGNOSTIC LABORATORY	98	17,608	2,424	12%	20,130
NORTHWEST MEDICAL CENTER	1	17,422	2,391	12%	19,814
MEMORIAL HOSPITAL JACKSONVILLE	8	16,831	2,877	15%	19,716
VISTA CLINICAL DIAGNOSTICS	491	16,633	2,090	11%	19,214
ORANGE PARK MEDICAL CENTER	9	16,116	2,824	15%	18,949
BETHESDA HOSPITAL EAST		17,084	1,656	9%	18,740
OAK HILL HOSPITAL		16,513	1,992	11%	18,505
INDIAN RIVER PATHOLOGY LLC		17,143	1,324	7%	18,467
DELRAY MEDICAL CENTER LAB	3	16,530	1,794	10%	18,327
MEMORIAL REGIONAL HOSPITAL CLINICAL LABORATORY	10	16,761	1,105	6%	17,876
WEST KENDALL BAPTIST HOSPITAL	14	14,379	3,234	18%	17,627
ADVENTHEALTH CENTRA CARE LAKE BUENA VISTA		15,400	2,107	12%	17,507
BAPTIST HEALTH - SOUTH		16,157	1,313	8%	17,470
HEALTH CENTER AT SINAI RESIDENCES		16,926	506	3%	17,432
LABS ASAP LLC		15,826	1,578	9%	17,404
BIOCERNA LABS	461	14,582	2,112	12%	17,155
MEDRITE MEDICAL CARE, PC	6,840	9,338	928	5%	17,106
ACCESS MEDICAL LABORATORIES	4	8,756	8,333	49%	17,093
NEMOURS CHILDRENS HOSPITAL	1	16,023	1,000	6%	17,024
LARGO MEDICAL CENTER		15,116	1,806	11%	16,922
WINTER HAVEN HOSPITAL CLINICAL LABORATORY	4	14,322	2,538	15%	16,864
THE HEALTHCARE DISTRICT OF PALM BEACH COUNTY	51	14,633	2,063	12%	16,747
MOLECULAR INFECTIOUS DISEASES	645	15,265	721	4%	16,631
FULGENT DIAGNOSTICS	171	15,278	999	6%	16,448
MEDICAL CENTER OF TRINITY CLINICAL LABORATORY	2	14,749	1,670	10%	16,421
WELLINGTON REGIONAL MED CTR LAB	6	14,468	1,798	11%	16,272

COVID-19: testing by laboratory

Data through Apr 26, 2021 verified as of Apr 27, 2021 at 09:25 AM

Data in this report are provisional and subject to change.

The numbers in the table below represent the number of Florida and non-Florida residents for whom test results were received by the Department of Health. A person can be tested by more than one laboratory and can have both positive and negative results. **Therefore, the sum of the numbers in each column will be larger than the total number of people tested.**

Reporting lab	Inconclusive	Negative	Positive	Percent positive	Total
PALMS WEST HOSPITAL LAB	2	14,134	2,133	13%	16,269
UHEALTH CORAL GABLES/LENNAR MED CTR	55	14,948	1,091	7%	16,094
BAPTIST HEALTHCARE - BAPTIST HOSPITAL	6	12,788	3,296	20%	16,090
LEE HEALTH - LEE MEMORIAL HOSPITAL		12,193	3,745	23%	15,938
PRIVA PATH LABS	82	14,792	1,013	6%	15,887
NATIONWIDE LABORATORY SERVICES INC	547	13,442	1,830	12%	15,819
WEST FLORIDA HOSPITAL LAB	1	12,457	3,141	20%	15,599
MERCY HOSPITAL A CAMPUS OF PLANTATION GEN HOSP LAB	1	13,142	2,294	15%	15,437
WESTSIDE REGIONAL MED CTR	2	13,154	2,228	14%	15,384
GOOD SAMARITAN MEDICAL CENTER LAB	2	13,418	1,916	12%	15,336
REGIONAL MEDCIAL CENTER BAYONET POINT	2	13,934	1,210	8%	15,146
CARDIOPATH	84	12,988	1,913	13%	14,985
THE VILLAGES REGIONAL HOSPITAL		13,426	1,428	10%	14,854
NONA SCIENTIFIC	5	11,536	3,169	22%	14,710
GULF COAST MEDICAL CENTER MICROLAB		11,503	3,052	21%	14,555
INDIAN RIVER MEDICAL CENTER LAB		13,669	852	6%	14,521
AVENTURA HOSPITAL LAB		11,676	2,644	18%	14,320
CORAL GABLES HOSPITAL CLINICAL LABORATORY		12,119	2,092	15%	14,211
BAPTIST HEALTH SOUTH FLORIDA - WEST KENDALL URGENT CARE		11,659	2,280	16%	13,939
PRECISION HEALTH RESOURCES LLC		12,959	900	6%	13,859
CAPITAL REGIONAL MEDICAL CTR		11,354	2,489	18%	13,843
BLAKE MEDICAL CENTER		12,165	1,616	12%	13,781
WEST BOCA MEDICAL CENTER LAB		12,752	993	7%	13,745
HALIFAX MEDICAL CENTER LAB	39	11,616	2,021	15%	13,676
MANATEE MEMORIAL HOSPITAL		12,338	1,112	8%	13,450
LEE HEALTH - HEALTH PARK MEDICAL CENTER		11,358	2,082	15%	13,440
ST ANTHONY'S HOSPITAL LAB	30	11,571	1,634	12%	13,235
PALM BEACH GARDENS MEDICAL CTR LAB		11,869	1,279	10%	13,148
LEE DAVIS COMMUNITY RESOURCE CENTER		11,075	1,929	15%	13,004
PHYSICIANS REGIONAL MEDICAL CENTER - PINE RIDGE RD	1	11,453	1,261	10%	12,715
PLANTATION GENERAL HOSPITAL		10,742	1,932	15%	12,674
FLORIDA LABORATORY ANALYSIS		11,076	1,540	12%	12,616
LAKE CITY MEDICAL CENTER		10,285	2,325	18%	12,610
CernerELR_Advent		11,054	1,535	12%	12,589
ST JOSEPHS HOSPITAL	18	10,745	1,820	14%	12,583
GENOVA DIAGNOSTICS LABORATORY	70	11,384	1,125	9%	12,579
FLORIDA HOSPITAL HEARTLAND MED CTR CLINICAL LAB	33	10,933	1,538	12%	12,504
PATHNOSTICS	45	9,993	2,460	20%	12,498
LARKIN COMMUNITY HOSPITAL	10	10,744	1,566	13%	12,320
LAKE CITY HM		11,147	988	8%	12,135
FLORIDA MEDICAL CENTER - A CAMPUS OF NORTH SHORE	2	10,664	1,462	12%	12,128
BINAXNOW	9	9,184	2,912	24%	12,105
PWN HEALTH	17	9,955	2,080	17%	12,052
ADVENTHEALTH CENTRA CARE WATERFORD LAKES		10,063	1,980	16%	12,043
FAU		10,984	1,002	8%	11,986
FLORIDA HOSPITAL WATERMAN LABORATORY	70	10,997	863	7%	11,930
CENTRAL FLORIDA REGIONAL HOSPITAL		10,674	1,253	11%	11,927

COVID-19: testing by laboratory

Data through Apr 26, 2021 verified as of Apr 27, 2021 at 09:25 AM

Data in this report are provisional and subject to change.

The numbers in the table below represent the number of Florida and non-Florida residents for whom test results were received by the Department of Health. A person can be tested by more than one laboratory and can have both positive and negative results. **Therefore, the sum of the numbers in each column will be larger than the total number of people tested.**

Reporting lab	Inconclusive	Negative	Positive	Percent positive	Total
COAST DIAGNOSTICS LLC	49	10,556	1,267	11%	11,872
EXPRESS GENE MOLECULAR DIAGNOSTICS LABORATORY	1	10,270	1,550	13%	11,821
VIKOR SCIENTIFIC	49	9,862	1,870	16%	11,781
ADVENT HEALTH - WESLEY CHAPEL	14	10,599	1,111	9%	11,724
ST MARKS HOSPITAL LABORATORY B	78	10,627	1,002	9%	11,707
NORTHSIDE HOSPITAL AND HEART INSTITUTE		10,567	1,140	10%	11,707
DOCTORS HOSPITAL	7	9,852	1,827	16%	11,686
MEASE COUNTRYSIDE LAB	14	10,296	1,304	11%	11,614
JOHNS HOPKINS ALL CHILDREN'S HOSPITAL		10,864	714	6%	11,578
CORAL SPRINGS MED CTR		10,327	1,121	10%	11,448
SARKIS CLINICAL TRIALS	25	9,959	1,362	12%	11,346
FLORIDA HOSPITAL DELAND	10	9,958	1,341	12%	11,309
AMERICAN FAMILY CARE	1	6,758	4,537	40%	11,296
HEALTHQUEST ESOTERICS		9,657	1,620	14%	11,277
BAPTIST HEALTH SOUTH FLORIDA - COUNTRY WALK URGENT CARE		9,292	1,966	17%	11,258
ADVENTHEALTH CENTRA CARE ST CLOUD	1	9,524	1,580	14%	11,105
LEON MEDICAL CENTERS LLC		8,879	2,222	20%	11,101
WEST PALM HOSPITAL LAB		10,115	835	8%	10,950
NCF DIAGNOSTICS & DNA TECHNOLOGIES LAB	167	10,164	548	5%	10,879
GENE BY GENE, GENOMICS RESEARCH CENTER LAB	44	10,011	676	6%	10,731
SYNERGY LABORATORIES	34	9,480	1,198	11%	10,712
LARKIN COMMUNITY HOSPITAL INC DBA CARDIOTROPIC		6,819	3,620	35%	10,439
H LEE MOFFITT CANCER CENTER LABORATORY	4	10,152	272	3%	10,428
FLORIDA HOSPITAL FLAGLER	29	9,402	953	9%	10,384
LABSTAT LLC	23	9,880	479	5%	10,382
OCALA REGIONAL MEDICAL CENTER		9,084	1,267	12%	10,351
MEDARBOR DIAGNOSTICS	1	9,161	1,155	11%	10,317
BROWARD HEALTH NORTH CLINICAL LABORATORY		9,107	1,133	11%	10,240
AVECINA MEDICAL	4	6,205	3,984	39%	10,193
NORTH SHORE MEDICAL CENTER		8,364	1,640	16%	10,004
P4 CLINICAL, LLC	205	8,768	992	10%	9,965
FLORIDA HOSPITAL OF CARROLLWOOD	23	8,498	1,398	14%	9,919
FIRST CHOICE LABORATORY LLC	109	9,160	596	6%	9,865
SRQ DRIVE THROUGH		8,944	905	9%	9,849
LEE HEALTH - GULF COAST MEDICAL CENTER	2	8,049	1,792	18%	9,843
FLORIDA HOSPITAL ZEPHYRHILLS	10	8,722	1,095	11%	9,827
AVECINA	20	9,008	705	7%	9,733
ADVENTHEALTH CENTRA CARE CLERMONT		8,352	1,340	14%	9,692
NCH DOWNTOWN NAPLES HOSPITAL	17	8,895	776	8%	9,688
PALM BEACH BALL PARK		8,607	1,033	11%	9,640
BOSTON HEART DIAGNOSTICS CORP		8,429	1,210	13%	9,639
INDIAN RIVER MEDICAL CENTER		8,533	1,101	11%	9,634
ADVENTHEALTH CENTRA CARE UNIVERSITY	1	8,484	1,123	12%	9,608
FLORIDA HOSPITAL OCALA		8,503	1,080	11%	9,583
SANTA ROSA MEDICAL CENTER	2	8,039	1,527	16%	9,568
BAPTIST HEALTH - BEACHES		8,823	681	7%	9,504
ANNE BATES LEACH EYE HOSPITAL/ ABLEH MICROBIOLOGY LABORATORY	9	9,292	129	1%	9,430

COVID-19: testing by laboratory

Data through Apr 26, 2021 verified as of Apr 27, 2021 at 09:25 AM

Data in this report are provisional and subject to change.

The numbers in the table below represent the number of Florida and non-Florida residents for whom test results were received by the Department of Health. A person can be tested by more than one laboratory and can have both positive and negative results. **Therefore, the sum of the numbers in each column will be larger than the total number of people tested.**

Reporting lab	Inconclusive	Negative	Positive	Percent positive	Total
ADVENTHEALTH CENTRA CARE WINTER PARK		8,415	988	11%	9,403
ADVENTHEALTH CENTRA CARE WINTER GARDEN	1	8,274	1,074	11%	9,349
CLEVELAND CLINIC MARTIN NORTH HOSPITAL		8,214	988	11%	9,202
BAPTIST HEALTH SOUTH FLORIDA - MIAMI LAKES URGENT CARE		7,233	1,957	21%	9,190
CLEVELAND CLINIC MARTIN SOUTH HOSPITAL	1	8,201	976	11%	9,178
INFORM DIAGNOSTICS, INC		8,611	517	6%	9,128
MEMORIAL HOSPITAL WEST LABORATORY SERVICES	14	8,300	807	9%	9,121
BAYCARE COMMUNITY HEALTH		8,858	199	2%	9,057
MEMORIAL HOSPITAL MICRO		8,447	589	7%	9,036
NCH NORTH NAPLES HOSPITAL	9	8,186	835	9%	9,030
PARAMOUNT URGENT CARE	4	5,550	3,465	38%	9,019
SOUTH BAY HOSPITAL CLINICAL LAB	1	8,047	954	11%	9,002
CERNERELR_BAYCARE	43	8,320	616	7%	8,979
ST LUCIE MEDICAL CENTER		7,307	1,634	18%	8,941
ADVENTHEALTH CENTRA CARE LAKELAND	1	7,668	1,216	14%	8,885
UNIVERSITY HOSPITAL AND MEDICAL CENTER		7,469	1,380	16%	8,849
KD MEDICAL CHOICE LLC	5	8,021	772	9%	8,798
POINCIANA MEDICAL CENTER		6,846	1,847	21%	8,693
QDX PATHOLOGY SERVICES	2	8,260	423	5%	8,685
WEST MARION COMMUNITY HOSPITAL LAB		7,222	1,381	16%	8,603
ADVENTHEALTH CENTRA CARE LEE ROAD		7,654	925	11%	8,579
LEE HEALTH CONVENIENT CARE - PAGE FIELD		7,517	930	11%	8,447
ADVENTHEALTH CENTRA CARE HUNTERS CREEK	3	7,285	1,126	13%	8,414
LAKEWOOD RANCH MEDICAL CENTER		7,753	658	8%	8,411
FLORIDA HOSPITAL FISH MEMORIAL	19	7,145	1,234	15%	8,398
ISPM LABS, LLC DBA CAPSTONE DIAGNOSTICS, LLC		7,942	401	5%	8,343
AVECINA MEDICAL OAKLEAF	3	6,977	1,330	16%	8,310
ADVENTHEALTH CENTRA CARE SANFORD		7,257	1,014	12%	8,271
ATLANTIS URGENT CARE	12	6,450	1,761	21%	8,223
CERNERELR_BAPTISTMIAMI	31	7,313	862	11%	8,206
BAYFRONT HEALTH - PORT CHARLOTTE		7,535	633	8%	8,168
MORTON PLANT-MEASE	5	7,324	801	10%	8,130
ADVENTHEALTH CENTRA CARE DR PHILLIPS		7,302	820	10%	8,122
BAPTIST HEALTH SOUTH FLORIDA - WESTCHESTER URGENT CARE		6,593	1,403	18%	7,996
ARCPOINT LABS OF FORT MYERS	5	7,032	940	12%	7,977
ADVENTHEALTH CENTRA CARE LAKE MARY	2	6,898	1,036	13%	7,936
HIALEAH HOSPITAL	4	6,173	1,733	22%	7,910
EMERALD COAST URGENT CARE		6,211	1,684	21%	7,895
ADVENTHEALTH CENTRA CARE APOPKA	1	6,767	1,122	14%	7,890
ADVENTHEALTH EXPRESS CARE		6,532	1,351	17%	7,883
MINUTECLINIC LLC		6,712	1,147	15%	7,859
ADVENTHEALTH CENTRA CARE MOUNT DORA		6,639	1,180	15%	7,819
ADVENTIST HEALTH SYSTEMS, SUNBELT INC		6,718	1,060	14%	7,778
ADVENTHEALTH CENTRA CARE KISSIMMEE		6,940	792	10%	7,732
BAPTIST HEALTH SOUTH FLORIDA - DORAL URGENT CARE		6,202	1,505	20%	7,707
SPORTS DRUG TESTING LABORATORY	136	7,308	210	3%	7,654
NCH NORTH NAPLES HOSPITAL LAB	15	6,733	830	11%	7,578

COVID-19: testing by laboratory

Data through Apr 26, 2021 verified as of Apr 27, 2021 at 09:25 AM

Data in this report are provisional and subject to change.

The numbers in the table below represent the number of Florida and non-Florida residents for whom test results were received by the Department of Health. A person can be tested by more than one laboratory and can have both positive and negative results. **Therefore, the sum of the numbers in each column will be larger than the total number of people tested.**

Reporting lab	Inconclusive	Negative	Positive	Percent positive	Total
OVIEDO MEDICAL CENTER		6,800	765	10%	7,565
BAPTIST HEALTH - NASSAU		7,115	366	5%	7,481
EGLIN AIR FORCE BASE	14	5,720	1,708	23%	7,442
MEDEXPRESS URGENT CARE OF BOYNTON BEACH LLC		6,753	604	8%	7,357
COMMUNITY HEALTH CENTERS OF PINELLAS INC	2	5,960	1,381	19%	7,343
ADVENTHEALTH CENTRA CARE ALTAMONTE		6,369	921	13%	7,290
HOLIDAY CVS LLC		6,833	398	6%	7,231
IMPERIAL POINT MEDICAL CENTER		6,581	636	9%	7,217
MEDEXPRESS URGENT CARE	2	5,016	2,199	30%	7,217
EMPIRE CITY LABORATORIES INC	92	6,096	1,012	14%	7,200
DYNIX DIAGNOSTIX		6,482	698	10%	7,180
ST PETERSBURG GENERAL HOSPITAL		6,123	1,045	15%	7,168
SUNCOAST PATHOLOGY ASSOCIATES		6,520	602	8%	7,122
MEDEXPRESS URGENT CARE HUDSON		6,103	988	14%	7,091
AVERO DIAGNOSTICS - IRVING	11	6,588	477	7%	7,076
UNKNOWN	5	3,536	3,375	49%	6,916
ADVENTHEALTH CENTRA CARE AZALEA PARK		5,887	987	14%	6,874
LUMINUS DIAGNOSTICS		6,284	558	8%	6,842
MINUTECLINIC LLC #1067		5,870	954	14%	6,824
WELLINGTON REGIONAL MEDICAL CENTER		6,263	560	8%	6,823
CLINICAL REFERENCE LABORATORY	2	6,460	358	5%	6,820
ACUTIS DIAGNOSTICS	171	5,502	1,137	17%	6,810
ST JOSEPHS NORTH HOSPITAL LAB	7	5,798	1,000	15%	6,805
HOLMES REG MED CENTER CLINICAL LAB		6,059	733	11%	6,792
AHCC WESLEY CHAPEL		5,971	786	12%	6,757
ADVENT HEALTH - HEART OF FLORIDA ER	1	5,826	919	14%	6,746
FORT WALTON BEACH MEDICAL CENTER		5,795	934	14%	6,729
ADVENTHEALTH CENTRA CARE OVIEDO		5,763	939	14%	6,702
MINUTECLINIC LLC #8396		5,630	993	15%	6,623
VISTA CLINICAL	8	3,893	2,718	41%	6,619
SOLARIS DIAGNOSTICS	11	6,008	591	9%	6,610
FLORIDA HOSPITAL NORTH PINELLAS	11	6,037	529	8%	6,577
FLORIDA COMMUNITY HEALTH CENTER		5,237	1,256	19%	6,493
MINUTECLINIC		5,541	951	15%	6,492
RAULERSON HOSPITAL		5,572	860	13%	6,432
ANGEL KIDS PEDIATRICS		6,067	343	5%	6,410
MINUTECLINIC LLC #3703		5,196	1,188	19%	6,384
MICROGEN DX	4	5,639	728	11%	6,371
NORTHWEST FLORIDA COMMUNITY HOSPITAL	47	4,783	1,468	23%	6,298
BAPTIST HEALTH SOUTH FLORIDA - PEMBROKE PINES URGENT CARE		5,210	1,086	17%	6,296
FLORIDA FAMILY LABORATORY, INC DBA	50	5,762	480	8%	6,292
PARAMOUNT URGENT CARE INC	1	3,928	2,347	37%	6,276
DOCTORS URGENT CARE LLC	1	5,093	1,142	18%	6,236
ADVENTHEALTH CENTRA CARE LONGWOOD		5,409	797	13%	6,206
ADVENTHEALTH CENTRA CARE SOUTH ORANGE		5,305	864	14%	6,169
PUTNAM COMMUNITY MEDICAL CENTER		5,392	768	12%	6,160
PHARMCO RX	2	5,751	322	5%	6,075

COVID-19: testing by laboratory

Data through Apr 26, 2021 verified as of Apr 27, 2021 at 09:25 AM

Data in this report are provisional and subject to change.

The numbers in the table below represent the number of Florida and non-Florida residents for whom test results were received by the Department of Health. A person can be tested by more than one laboratory and can have both positive and negative results. **Therefore, the sum of the numbers in each column will be larger than the total number of people tested.**

Reporting lab	Inconclusive	Negative	Positive	Percent positive	Total
ADVENTHEALTH CENTRA CARE ORANGE LAKE		5,314	754	12%	6,068
LABORATORY OF FLORIDA LLC	41	5,498	524	9%	6,063
DOCTORS URGENT CARE OF LUTZ LLC	1	4,907	1,148	19%	6,056
PRO CLINIC		4,963	1,090	18%	6,053
ADVENTHEALTH CENTRA CARE PORT ORANGE		5,061	943	16%	6,004
COASTAL MED URGENT CARE		4,414	1,572	26%	5,986
SOUTH FLORIDA BAPTIST HOSPITAL MICRO	4	4,972	1,007	17%	5,983
ALTRU DIAGNOSTICS INC	5	5,710	250	4%	5,965
URGENT CARE OF THE PALM BEACHES		4,950	1,012	17%	5,962
GENOSUR LLC	18	5,825	82	1%	5,925
BAYFRONT HEALTH - VENICE REGIONAL MEDICAL	1	5,374	537	9%	5,912
ADVENTHEALTH CENTRA CARE SAND LAKE		5,224	650	11%	5,874
MINUTE CLINIC LLC		5,075	782	13%	5,857
HEALTH FIRST ADVENTHEALTH CENTRA CARE - TITUSVILLE		4,962	892	15%	5,854
MEDEXPRESS URGENT CARE - ROYAL PALM BEACH		5,155	645	11%	5,800
MEDEXPRESS URGENT CARE - GOLDEN GATE		5,096	703	12%	5,799
PEDIATRIC HEALTH CARE ALLIANCE PA		5,255	486	8%	5,741
MEDEXPRESS URGENT CARE - ESTERO		5,115	606	11%	5,721
ADVENTHEALTH CENTRA CARE LEESBURG		4,666	1,031	18%	5,697
BAPTIST HEALTH - NORTH		4,546	1,137	20%	5,683
MEDCOMP SCIENCES LLC	128	3,486	2,051	36%	5,665
SUNRISE MEDICAL LABORATORIES	2	5,220	406	7%	5,628
PALMS OF PASADENA HOSPITAL		5,045	581	10%	5,626
MEDICAL DNA LABS LLC	3	5,116	490	9%	5,609
BAPTIST HEALTH SOUTH FLORIDA - KENDALE LAKES URGENT CARE		4,509	1,061	19%	5,570
URGENT CARE CURE	2	4,791	769	14%	5,562
MEDEXPRESS URGENT CARE PALM BEACH GARDENS		4,978	507	9%	5,485
ESCAMBIA COMMUNITY CLINICS INC	8	4,166	1,310	24%	5,484
THE CENTER FOR URGENT CARE	3	4,586	885	16%	5,474
DOCTORS HOSPITAL OF SARASOTA CLINICAL LABORATORY		4,779	686	13%	5,465
BAPTIST HEALTH SOUTH FLORIDA - CORAL SPRINGS URGENT CARE		4,685	778	14%	5,463
TROPICANA FIELD - LOT 2□	19	4,935	494	9%	5,448
WESTCHESTER HOSPITAL	23	4,429	989	18%	5,441
HEALTH FIRST ADVENTHEALTH CENTRA CARE GATEWAY	1	4,870	545	10%	5,416
BAPTIST HEALTH SOUTH FLORIDA - TAMIAMI TRAIL URGENT CARE		4,346	1,053	20%	5,399
PARAMOUNT URGENT CARE - WINDERMERE	2	3,571	1,793	33%	5,366
TALLAHASSEE PRIMARY CARE ASSOCIATES		4,737	614	11%	5,351
HIGHLANDS REGIONAL MEDICAL CENTER		4,454	857	16%	5,311
MINUTECLINIC LLC # 0709		4,459	828	16%	5,287
MARTIN HOSPITAL SOUTH LAB		4,966	293	6%	5,259
MEDEXPRESS URGENT CARE - LAKELAND		4,589	645	12%	5,234
TRINITY SPRINGS		4,436	729	14%	5,165
BAYFRONT HEALTH - SEVEN RIVERS		4,705	451	9%	5,156
BAPTIST HEALTH SOUTH FLORIDA - PINECREST URGENT CARE		4,404	738	14%	5,142
BAPTIST HEALTH SOUTH FLORIDA - CORAL GABLES URGENT CARE		4,236	863	17%	5,099
BAPTIST HEALTH SOUTH FLORIDA - CORAL GABLES (UNIVERSITY) URGENT CARE		4,369	714	14%	5,083
BAPTIST HEALTH SOUTH FLORIDA - PALMETTO BAY URGENT CARE		4,191	803	16%	4,994

COVID-19: testing by laboratory

Data through Apr 26, 2021 verified as of Apr 27, 2021 at 09:25 AM

Data in this report are provisional and subject to change.

The numbers in the table below represent the number of Florida and non-Florida residents for whom test results were received by the Department of Health. A person can be tested by more than one laboratory and can have both positive and negative results. **Therefore, the sum of the numbers in each column will be larger than the total number of people tested.**

Reporting lab	Inconclusive	Negative	Positive	Percent positive	Total
BETHESDA HOSPITAL WEST		4,483	507	10%	4,990
ADVENTHEALTH PROMPT CARE	2	3,666	1,305	26%	4,973
BAYFRONT HEALTH - BROOKSVILLE		4,423	536	11%	4,959
MEDIPATH LLC		4,421	521	11%	4,942
QUICK CARE MED PL	2	4,170	756	15%	4,928
SPECTOR SCIENTIFIC LAB	16	3,881	1,010	21%	4,907
ASCENSION SACRED HEART - EMERALD COAST		4,032	778	16%	4,810
ADVENTHEALTH CENTRA CARE WINTER HAVEN	1	3,613	1,150	24%	4,764
MEASE DUNEDIN HOSPITAL	5	4,237	517	11%	4,759
FLAGLER HOSPITAL LABORATORY	8	3,654	1,090	23%	4,752
ADVENTHEALTH CENTRA CARE COLONIAL TOWN	2	4,225	519	11%	4,746
BAYFRONT HEALTH - SPRING HILL		4,342	392	8%	4,734
BAYFRONT HEALTH - PUNTA GORDA		4,353	355	8%	4,708
VENTURE MEDICAL OF FLORIDA LLC		4,337	363	8%	4,700
PREMIER URGENT CARE OF BREVARD LLC	4	4,100	582	12%	4,686
DESOTO MEMORIAL HOSPITAL	3	3,841	794	17%	4,638
MINUTECLINIC LLC #3463		3,853	773	17%	4,626
MOFFITT CANCER CENTER	6	4,507	103	2%	4,616
NIGHT LITE PEDIATRICS	4	3,346	1,260	27%	4,610
PREMIER MEDICAL	2	4,492	94	2%	4,588
ENGLEWOOD COMMUNITY HOSPITAL		4,130	400	9%	4,530
TWIN CITIES HOSPITAL	1	4,004	525	12%	4,530
MEMORIAL HOSPITAL- MIRAMAR	12	4,185	324	7%	4,521
ADVENTIST HEALTH SYSTEMS SUNBELT IN DBA		3,994	517	11%	4,511
MEDEXPRESS URGENT CARE CAPE CORAL		3,847	641	14%	4,488
HOLIDAY CVS LLC DBA CVS PHARMACY #5154		4,362	118	3%	4,480
US BIOTEK LABORATORIES	15	4,095	369	8%	4,479
MINUTECLINIC LLC #3631		3,794	658	15%	4,452
MINUTECLINIC LLC 5852		3,810	625	14%	4,435
ACCU REFERENCE MEDICAL LAB	9	3,612	802	18%	4,423
GENESIS DIAGNOSTICS		4,161	253	6%	4,414
MINUTECLINIC LLC #5253		3,654	754	17%	4,408
PALMS MEDICAL GROUP	5	2,981	1,387	32%	4,373
LAKESIDE MEDICAL CENTER		3,507	854	20%	4,361
BAYFRONTVENICEREGIONAL		4,201	150	3%	4,351
DOCTORS TEST CENTERS		3,840	490	11%	4,330
BAYA PHARMACY & URGENT CARE		3,205	1,119	26%	4,324
ST. LUCIE MEDICAL CTR.		4,254	57	1%	4,311
MINUTECLINIC LLC #5249		3,527	783	18%	4,310
AMELIA URGENT CARE		2,666	1,642	38%	4,308
MINUTECLINIC LLC #3662		3,588	648	15%	4,236
ADVENTHEALTH CENTRA CARE		3,739	465	11%	4,204
MEDEXPRESS URGENT CARE LEHIGH ACRES		3,601	581	14%	4,182
MINUTECLINIC LLC # 3930		3,560	595	14%	4,155
MINUTECLINIC LLC #5190		3,405	737	18%	4,142
MINUTECLINIC LLC #5854		3,412	701	17%	4,113
MINUTECLINIC LLC #1771		3,439	655	16%	4,094

COVID-19: testing by laboratory

Data through Apr 26, 2021 verified as of Apr 27, 2021 at 09:25 AM

Data in this report are provisional and subject to change.

The numbers in the table below represent the number of Florida and non-Florida residents for whom test results were received by the Department of Health. A person can be tested by more than one laboratory and can have both positive and negative results. **Therefore, the sum of the numbers in each column will be larger than the total number of people tested.**

Reporting lab	Inconclusive	Negative	Positive	Percent positive	Total
NIGHT LITE PEDIATRICS URGENT CARE	1	3,417	649	16%	4,067
BAPTIST HEALTH SOUTH FLORIDA - DAVIE URGENT CARE		3,278	715	18%	3,993
PHYSICIANS REGIONAL MEDICAL CENTER - COLLIER BLVD	1	3,088	876	22%	3,965
ADVENT HEALTH - NEW SMYRNA		3,275	661	17%	3,936
MINUTECLINIC LLC # 0514		3,440	494	13%	3,934
LOWER KEYS MEDICAL CENTER		3,588	318	8%	3,906
EXACT SCIENCES LABORATORIES, LLC		3,574	317	8%	3,891
BAPTIST HEALTH SOUTH FLORIDA - WESTON URGENT CARE		3,358	515	13%	3,873
MINUTECLINIC LLC #7225		3,252	614	16%	3,866
MC DIAGNOSTIC OF CONNECTICUT, PC #2220		3,326	533	14%	3,859
SCION LAB SERVICES LLC	26	3,520	302	8%	3,848
CARENOW URGENT CARE	1	2,367	1,472	38%	3,840
MINUTECLINIC LLC #4458		3,225	601	16%	3,826
MINUTECLINIC LLC #5214		3,279	540	14%	3,819
MINUTECLINIC LLC #7887		3,347	470	12%	3,817
MINUTECLINIC LLC #7886		3,302	511	13%	3,813
SIPARADIGM LLC	59	3,485	262	7%	3,806
HEALTH FIRST ADVENTHEALTH CENTRA CARE COCOA		3,410	374	10%	3,784
MINUTECLINIC LLC #3814		3,217	564	15%	3,781
STEWART ROCKLEDGE HOSPITAL	4	3,374	397	11%	3,775
PARAMOUNT URGENT CARE - ORLANDO		2,683	1,089	29%	3,772
BARTOW REGIONAL MEDICAL CENTER	1	3,144	582	16%	3,727
ADVENTHEALTH CENTRA CARE KIDS LAKE MARY		3,446	280	8%	3,726
AFC PHYSICIANS OF FLORIDA		2,874	847	23%	3,721
MINUTECLINIC LLC #4415		3,161	552	15%	3,713
BRASHEAR'S VITAL CARE CORP		2,941	765	21%	3,706
PRECISION HEALTH SOLUTIONS		3,486	186	5%	3,672
ADVENT HEALTH CENTRA CARE -WINTER PARK KIDS URGENT CARE	4	3,369	292	8%	3,665
PROHEALTH	3	2,056	1,593	44%	3,652
MINUTECLINIC LLC # 3686		3,101	546	15%	3,647
BAPTIST HEALTH SOUTH FLORIDA - BRICKELL URGENT CARE		3,009	628	17%	3,637
MINUTECLINIC LLC #3257		3,030	604	17%	3,634
HEALTH FIRST ADVENTHEALTH CENTRA CARE MALABAR		3,267	356	10%	3,623
CLARITY LAB SOLUTIONS LLC		3,608	4	0%	3,612
MINUTECLINIC, LLC #4015		2,900	710	20%	3,610
MINUTECLINIC, LLC #3204		3,000	606	17%	3,606
MEDEXPRESS URGENT CARE - DELAND		3,203	392	11%	3,595
VERILY LIFE SCIENCES	3	3,518	68	2%	3,589
MINUTECLINIC LLC #3291		3,031	549	15%	3,580
BAPTIST HEALTH URGENT CARE AT SAWGRASS		2,958	600	17%	3,558
MEDEXPRESS URGENT CARE - VERO BEACH		3,082	457	13%	3,539
MINUTECLINIC LLC #1055		2,886	621	18%	3,507
MINUTECLINIC LLC # 3579		2,865	606	17%	3,471
MEDONE PLLC		2,646	814	24%	3,460
MINUTECLINIC LLC #7973		2,985	473	14%	3,458
WALGREEN CO	2	3,060	394	11%	3,456
MIDWAY SPECIALTY CARE CENTER DIAGNOSTICS	38	3,158	240	7%	3,436

COVID-19: testing by laboratory

Data through Apr 26, 2021 verified as of Apr 27, 2021 at 09:25 AM

Data in this report are provisional and subject to change.

The numbers in the table below represent the number of Florida and non-Florida residents for whom test results were received by the Department of Health. A person can be tested by more than one laboratory and can have both positive and negative results. **Therefore, the sum of the numbers in each column will be larger than the total number of people tested.**

Reporting lab	Inconclusive	Negative	Positive	Percent positive	Total
MINUTECLINIC, LLC #5817		2,841	582	17%	3,423
PARAMOUNT URGENT CARE - OVIEDO		2,478	939	27%	3,417
MINUTECLINIC LLC #3003		2,795	618	18%	3,413
MARION E FETHER MEDICAL CENTER, THE		3,116	290	9%	3,406
BAPTIST HEALTH EMERGENCY CENTER COUNTRY WALK	1	2,879	514	15%	3,394
IMMOKALEE CHD		3,155	234	7%	3,389
PRIMEHEALTH URGENT CARE INC		2,892	495	15%	3,387
VA PAIN CLINIC	5	3,253	123	4%	3,381
MINUTECLINIC LLC # 7933		2,978	400	12%	3,378
MINUTECLINIC LLC #1807		2,817	557	17%	3,374
MINUTECLINIC LLC #3748		2,766	607	18%	3,373
BMCT Molecular Diagnostics Subsection		2,829	531	16%	3,360
BAPTIST HEALTH - CLAY		2,924	431	13%	3,355
MINUTECLINIC LLC #3255		2,961	389	12%	3,350
MINUTECLINIC LLC #3705		2,953	389	12%	3,342
MINUTECLINIC LLC #7173		2,872	451	14%	3,323
MINUTECLINIC LLC #5924		2,844	457	14%	3,301
MINUTECLINIC, LLC (CLINIC 10699)		2,878	408	12%	3,286
ADVENTHEALTH CENTRA CARE CONWAY		2,773	501	15%	3,274
MARINERS HOSPITAL	1	2,948	305	9%	3,254
SELECT LABORATORIES - MARION COUNTY, FL LLC	5	2,917	308	10%	3,230
GESSLER CLINIC	2	2,238	988	31%	3,228
MINUTECLINIC LLC #3654		2,689	533	17%	3,222
MEMORIAL HOSPITAL PEMBROKE	3	2,849	366	11%	3,218
MINUTECLINIC LLC #5216		2,769	445	14%	3,214
ACCESS POINT HEALTHCARE URGENT & PRIMARY CARE	2	2,464	702	22%	3,168
MINUTECLINIC LLC #4612		2,584	565	18%	3,149
MINUTECLINIC LLC #4201		2,721	427	14%	3,148
VITRO MOLECULAR LABORATORIES	50	2,837	246	8%	3,133
LAKELAND REGIONAL HEALTH PABLO		2,751	375	12%	3,126
MINUTECLINIC LLC #6007		2,680	441	14%	3,121
MEDEXPRESS FORT MYERS		2,729	389	12%	3,118
MEDEXPRESS URGENT CARE CORAL SPRINGS		2,767	346	11%	3,113
MINUTECLINIC LLC #3285		2,714	392	13%	3,106
PHYSICIANS PRIMARY CARE	2	2,789	299	10%	3,090
MINUTECLINIC LLC #4024		2,697	382	12%	3,079
HEALTH CARE DISTRICT OF PALM BEACH COUNTY	2	2,829	246	8%	3,077
MINUTECLINIC LLC #3648		2,516	552	18%	3,068
MEDIQUICK URGENT CARE CENTERS INC		2,339	716	23%	3,055
MINUTECLINIC LLC #1350		2,659	369	12%	3,028
MINUTECLINIC LLC #476		2,616	406	13%	3,022
KEYS AHEC SCHOOL MEDICAL CLINIC	15	2,855	145	5%	3,015
VETERANS AFFAIRS MEDICAL CENTER - ORLANDO	1	1,343	1,659	55%	3,003
BAPTIST HEALTH - OAKLEAF		2,524	471	16%	2,995
MINUTECLINIC LLC #8381		2,599	394	13%	2,993
NXGEN MDX LLC	6	2,647	328	11%	2,981
MINUTECLINIC LLC #1821		2,629	330	11%	2,959

COVID-19: testing by laboratory

Data through Apr 26, 2021 verified as of Apr 27, 2021 at 09:25 AM

Data in this report are provisional and subject to change.

The numbers in the table below represent the number of Florida and non-Florida residents for whom test results were received by the Department of Health. A person can be tested by more than one laboratory and can have both positive and negative results. **Therefore, the sum of the numbers in each column will be larger than the total number of people tested.**

Reporting lab	Inconclusive	Negative	Positive	Percent positive	Total
AFC PHYSICIANS OF FLORIDA PA		2,400	543	18%	2,943
MINUTECLINIC LLC #3635		2,537	400	14%	2,937
BAY MEDICAL CENTER SACRED HEART HEALTH SYSTEM		2,305	621	21%	2,926
MINUTECLINIC LLC #5157		2,562	359	12%	2,921
ADVENT HEALTH - DADE CITY		2,566	353	12%	2,919
MINUTECLINIC, LLC # 4469		2,586	327	11%	2,913
MEDEXPRESS URGENT CARE - CLEWISTON		2,430	475	16%	2,905
JUPITER MEDICAL CENTER URGENT CARE		2,274	624	22%	2,898
CHARLES AIESI CONSULTING INC	13	2,579	302	10%	2,894
CAREFAST+	1	2,104	786	27%	2,891
STONE CLINICAL LABORATORIES		2,790	96	3%	2,886
WALGREENS ORLANDO	3	2,540	340	12%	2,883
BLUE MED CONSULTANTS		2,754	110	4%	2,864
BAPTIST HEALTHCARE - GULF BREEZE HOSPITAL	3	2,381	477	17%	2,861
EMERGENCY PHYSICIANS MEDICAL CENTER		1,666	1,154	41%	2,820
DR G'S URGENT CARE		2,444	371	13%	2,815
MINUTECLINIC LLC #5069		2,343	448	16%	2,791
MEDEXPRESS URGENT CARE BOCA RATON		2,535	253	9%	2,788
CELESTA MEDICAL SERVICES LLC DBA - AMERICAN RESEARCH LABS		2,544	236	8%	2,780
CITRUS MEMORIAL HOSPITAL LABORATORY		2,253	512	19%	2,765
SACRED HEART HEALTH SYSTEM, INC	1	1,871	872	32%	2,744
BAPTIST HEALTH SOUTH FLORIDA - MIAMI BEACH URGENT CARE		2,330	409	15%	2,739
MINUTECLINIC LLC #214		2,292	441	16%	2,733
PARRISH MEDICAL CENTER	2	2,365	343	13%	2,710
DONALD W ROBERTSON DO PA		2,101	590	22%	2,691
LAKE WALES MEDICAL CENTER INC		2,362	315	12%	2,677
FLORIDA MEDICAL CLINIC	3	1,238	1,429	54%	2,670
JACKSON HOSPITAL CLINICAL LABORATORY		2,339	327	12%	2,666
AMELIA EXPRESS CARE LLC	10	2,316	334	13%	2,660
PATIENTS FIRST - THOMASVILLE ROAD		2,368	284	11%	2,652
EMERALD COAST URGENT CARE, LLC	1	1,972	660	25%	2,633
BOND URGENT CARE LLC		1,979	650	25%	2,629
MINUTECLINIC LLC #1815		2,332	281	11%	2,613
GENOME LLC	2	2,391	191	7%	2,584
ADVENT HEALTH - OCALA		2,124	447	17%	2,571
TAMPA COMMUNITY HOSPITAL		2,201	363	14%	2,564
MEDEXPRESS PORT CHARLOTTE		2,259	278	11%	2,537
MINUTECLINIC LLC #3236		2,167	352	14%	2,519
MINI ER WATERFORD LAKES, THE		2,149	340	14%	2,489
NCHMD INC		2,096	390	16%	2,486
EMERALD COAST URGENT CARE LLC		1,825	657	26%	2,482
WHOLE FAMILY HEALTH CENTER INC		1,989	483	20%	2,472
INTELEX LABS, LLC		2,377	80	3%	2,457
ASCENSION SACRED HEART - GULF		1,893	547	22%	2,440
PHYSICIANS STAT LAB	3	1,078	1,346	55%	2,427
COMMUNITY HEALTH NORTHWEST FLORIDA	4	1,857	554	23%	2,415
CORE DIAGNOSTIC LABORATORIES LLC	17	2,040	334	14%	2,391

COVID-19: testing by laboratory

Data through Apr 26, 2021 verified as of Apr 27, 2021 at 09:25 AM

Data in this report are provisional and subject to change.

The numbers in the table below represent the number of Florida and non-Florida residents for whom test results were received by the Department of Health. A person can be tested by more than one laboratory and can have both positive and negative results. **Therefore, the sum of the numbers in each column will be larger than the total number of people tested.**

Reporting lab	Inconclusive	Negative	Positive	Percent positive	Total
OPTUM LABS LLC	1	2,167	205	9%	2,373
MINUTECLINIC LLC #3637		1,897	460	20%	2,357
ASSOCIATED PATHOLOGISTS, LLC	3	1,915	398	17%	2,316
PHYSICIAN ASSOCIATES		2,070	241	10%	2,311
LEE HEALTH - COCONUT POINT CLINICAL LAB	2	1,872	433	19%	2,307
BAPTIST HEALTH EMERGENCY CENTER AT WEST CORAL WAY		1,883	422	18%	2,305
PENSACOLA PEDIATRICS PA	1	2,114	179	8%	2,294
UNIVERSITY OF NORTH FLORIDA STUDENT HEALTH		2,178	79	4%	2,257
MINUTECLINIC LLC		1,965	284	13%	2,249
GRAVITY DIAGNOSTICS, LLC	6	2,039	191	9%	2,236
NCH NORTHEAST	7	1,759	469	21%	2,235
PRIMEHEALTH URGENT CARE	1	1,865	361	16%	2,227
MINUTECLINIC LLC #8927		1,868	353	16%	2,221
FLOWERS HOSPITAL		2,010	192	9%	2,202
MEDICAL CONSULTANTS OF FLORIDA, LLC	2	1,866	328	15%	2,196
MINUTECLINIC LLC #5187		1,894	282	13%	2,176
MARTIN HEALTH SYSTEM - ST LUCIE WEST		1,965	196	9%	2,161
APALACHEE CORRECTIONAL INSTITUTION EAST UNIT		2,118	31	1%	2,149
FIU-HEALTH AUXILIARY LABORATORY	6	2,006	133	6%	2,145
BARDMOOR LABORATORY	9	1,771	317	15%	2,097
WHITE WILSON MEDICAL CENTER		709	1,381	66%	2,090
LITTLE PINE PEDIATRICS	1	1,800	277	13%	2,078
DOC SMILEYS URGENT CARE LLC		1,701	376	18%	2,077
ADVANCED MEDICAL OF NAPLES LLC		1,830	227	11%	2,057
BAYFRONT HEALTH - CITRUS HILLS		1,816	234	11%	2,050
BIO-TECH CLINICAL LABORATORIES INC		1,754	290	14%	2,044
HEALTH CENTRAL CLINICAL LABORATORY		1,786	254	12%	2,040
GENUS3		1,965	74	4%	2,039
STATMED OCALA	7	1,833	196	10%	2,036
WILLIAM OWEN PASS PARK		1,738	257	13%	1,995
ARCPPOINT LABS		1,389	599	30%	1,988
MINUTECLINIC, LLC #3245		1,591	364	19%	1,955
DOC SMILEY'S URGENT CARE		1,706	247	13%	1,953
MEDFAST URGENT CARE CENTERS LLC	2	608	1,333	69%	1,943
MIAMI JEWISH HEALTH SYSTEMS		1,830	80	4%	1,910
LABORATORY SPECIALISTS OF MICHIGAN		1,572	330	17%	1,902
READY RESPONDERS FLORIDA, PLLC		1,640	257	14%	1,897
GENESIS LABORATORY MANAGEMENT	14	1,620	250	13%	1,884
BROWNWOOD CARE CENTER		1,652	230	12%	1,882
TOM LEE COMMUNITY HEALTH CENTER	1	1,305	569	30%	1,875
ED FRASER MEMORIAL HOSPITAL		1,579	255	14%	1,834
NEIGHBORHOOD MEDICAL CENTER INC	17	1,615	185	10%	1,817
KETAMINE HEALTH CENTERS LLC	1	1,661	152	8%	1,814
OPTUMCARE FLORIDA LLC		1,492	303	17%	1,795
PROJECT HEALTH, INC SUMTERVILLE	5	1,468	318	18%	1,791
PATIENTS FIRST LAKE ELLA MEDICAL CENTER		1,617	169	9%	1,786
SUNRISE URGENT CARE ASSOCIATES LLC D/B/A	9	1,247	526	30%	1,782

COVID-19: testing by laboratory

Data through Apr 26, 2021 verified as of Apr 27, 2021 at 09:25 AM

Data in this report are provisional and subject to change.

The numbers in the table below represent the number of Florida and non-Florida residents for whom test results were received by the Department of Health. A person can be tested by more than one laboratory and can have both positive and negative results. **Therefore, the sum of the numbers in each column will be larger than the total number of people tested.**

Reporting lab	Inconclusive	Negative	Positive	Percent positive	Total
IGENOMIX USA LLC	52	1,563	164	9%	1,779
RIVER TOWN DIAGNOSTIC LLC		1,470	286	16%	1,756
SPARROW HEALTHCARE	2	1,495	254	15%	1,751
NORTH SHORE LONG ISLAND JEWISH HEALTH	1	1,649	94	5%	1,744
Community_Health		1,533	199	11%	1,732
ER QUICKCARE PL		1,483	236	14%	1,719
ABSOLUTE GENOMICS	2	1,474	237	14%	1,713
LABTECH DIAGNOSTIC		1,409	293	17%	1,702
SHELL POINT NURSING PAVILION	1	1,621	77	5%	1,699
PROHEALTH MEDICAL CLINIC		1,055	640	38%	1,695
JW PLASTIC SURGERY		1,449	244	14%	1,693
MEDEXPRESS URGENT CARE - JAX ATLANTIC BLVD		1,435	225	14%	1,660
FLORIDA DEPARTMENT OF HEALTH IN POLK COUNTY	2	1,243	395	24%	1,640
PEDIATRIC HEALTH CARE ALLIANCE - NORTHDAL		1,490	149	9%	1,639
BAPTIST HEALTH SOUTH FLORIDA - KEY BISCANE URGENT CARE EXPRESS		1,440	194	12%	1,634
AMERICAN SCIENTIFIC LABORATORIES LLC		1,597	34	2%	1,631
ELLENTON URGENT CARE		1,381	237	15%	1,618
VRL EUROFINS		1,575	40	2%	1,615
BROAD INSTITUTE CLINICAL SEQUENCING RESEARCH PLATFORM	14	1,537	59	4%	1,610
OPTEO LABORATORY		1,572	36	2%	1,608
ADVENTHEALTH CENTRA CARE TRINITY		1,392	216	13%	1,608
QUICK CARE MED		1,268	327	21%	1,595
FIRST QUALITY LABORATORY		1,491	99	6%	1,590
BAPTIST HEALTH SOUTH FLORIDA - COUNTRY WALK URGENT CARE EXPRESS		1,340	245	15%	1,585
PARAMOUNT URGENT CARE - CLERMONT		888	697	44%	1,585
ASSURANCE SCIENTIFIC LABORATORIES	1	1,297	283	18%	1,581
UNIVERSITY OF ALABAMA AT BIRMINGHAM		1,529	48	3%	1,577
MELBOURNE MEDICAL LABORATORY☐	2	1,367	204	13%	1,573
CAREMED CLINIC LLC	1	1,248	307	20%	1,556
ST ANNES NURSING CENTER		1,522	33	2%	1,555
MATRIX CLINICAL LABS (FORMERLY BIOCERNA LLC)	9	1,372	169	11%	1,550
MYTEST DIAGNOSTICS		1,471	71	5%	1,542
INNOVATIVE TRANSFUSION MEDICINE, INC	11	1,336	179	12%	1,526
PARAMOUNT URGENT CARE VILLAGES		953	565	37%	1,518
BAPTIST HEALTHCARE - JAY HOSPITAL	3	1,132	373	25%	1,508
UHEALTH CLINIC AT WALGREENS		1,212	285	19%	1,497
PALM BAY HOSPITAL CLINICAL LABORATORY		1,093	400	27%	1,493
CAREFAST MURABELLA		981	507	34%	1,488
NORTH VISTA HOSPITAL LABORATORY		1,254	231	16%	1,485
SMA LAB	12	1,303	161	11%	1,476
PRIMARY CARE SOUTH INC		984	486	33%	1,470
NYU HOSPITALS CENTER CLINICAL LABORATORIES		1,420	48	3%	1,468
TREASURE COAST MEDICAL ASSOCIATES INC		747	712	49%	1,459
EUROFINS NTD, LLC		1,409	45	3%	1,454
ADVANCE MEDICAL OF NAPLES		327	1,124	77%	1,451
UHEALTH DEERFIELD BEACH/UMSYLVESTER DEERFIELD BEACH LABORATORY	3	1,380	55	4%	1,438
TEMPUS CLINICAL LABORATORY	10	1,269	155	11%	1,434

COVID-19: testing by laboratory

Data through Apr 26, 2021 verified as of Apr 27, 2021 at 09:25 AM

Data in this report are provisional and subject to change.

The numbers in the table below represent the number of Florida and non-Florida residents for whom test results were received by the Department of Health. A person can be tested by more than one laboratory and can have both positive and negative results. **Therefore, the sum of the numbers in each column will be larger than the total number of people tested.**

Reporting lab	Inconclusive	Negative	Positive	Percent positive	Total
PATIENTS CHOICE LABORATORIES		831	592	42%	1,423
CREEKSIDE CARE CENTER	1	1,240	180	13%	1,421
ADDICTION LABS OF AMERICA	3	1,324	83	6%	1,410
COASTAL LABORATORIES	1	1,120	287	20%	1,408
LPG COCONUT POINT		1,174	226	16%	1,400
COLLIER URGENT CARE CENTERS CREEKSIDE		1,240	159	11%	1,399
AMELIA EXPRESS CARE	1	772	624	45%	1,397
ASCENSION ST VINCENT'S - SOUTHSIDE		1,308	49	4%	1,357
VAVA PARTNERS LLC		528	823	61%	1,351
ACCESS MEDICAL LABS		749	599	44%	1,348
NORTH FLORIDA PEDIATRICS - LAKE CITY		1,115	221	17%	1,336
PROJECT HEALTH INC	4	1,141	191	14%	1,336
FG RAPID RESULTS	6	964	364	27%	1,334
GROWING TOGETHER PEDIATRICS LLC		1,262	70	5%	1,332
PEDIATRICS OF CENTRAL FLORIDA PA	20	1,236	66	5%	1,322
LAB24 INC	3	643	676	51%	1,322
XPRESS URGENT CARE	4	1,109	202	15%	1,315
HOLIDAY CVS LLC DBA CVSPHARMACY #5155		1,234	71	5%	1,305
PALM HARBOR PHARMACY		1,130	172	13%	1,302
NAPLES URGENT CARE	1	848	445	34%	1,294
PALM BEACH ATLANTIC UNIVERSITY		1,243	43	3%	1,286
ADVANCED DIAGNOSTIC LABORATORY		1,237	47	4%	1,284
ST PETERSBURG PEDIATRICS	1	1,158	124	10%	1,283
CARENOW URGENT CARE - FORT PIERCE		900	374	29%	1,274
SOLARIS HEALTHCARE PALATKA		1,162	106	8%	1,268
NORTH FLORIDA PEDIATRICS-TALLAHASSEE	1	1,156	103	8%	1,260
STAGEZERO LIFE SCIENCES INC	4	1,145	105	8%	1,254
USF MORSANI CENTER FOR ADVANCED HEALTH CARE		1,099	152	12%	1,251
PROFESSIONAL HEALTH EXAMINERS DBA PROHEALTH	1	1,014	228	18%	1,243
MEDLAB DIAGNOSTICS, LLC		1,146	90	7%	1,236
MINUTE CLINIC INCORPORATE		1,190	45	4%	1,235
COASTAL PEDIATRIC GROUP		1,073	161	13%	1,234
CLINICORE		1,124	91	7%	1,215
ARCPPOINT LABS OF CORAL SPRINGS FL		992	218	18%	1,210
EPN URGENT CARE NAPLES	2	792	411	34%	1,205
PENSACOLA PEDIATRICS PA - TIGER POINT	24	1,048	120	10%	1,192
INTERLACHEN PEDIATRICS PA		1,127	63	5%	1,190
EAST LAKE PEDIATRICS		1,058	131	11%	1,189
SPEARHEAD MEDICAL		1,078	111	9%	1,189
CATALYST WALK IN CLINIC		948	238	20%	1,186
CLARITY LABS		1,069	109	9%	1,178
CYPRESS VILLAGE	1	1,148	28	2%	1,177
CAPE CANAVERAL HOSPITAL		868	301	26%	1,169
INTERLACHEN PEDIATRICS		1,119	43	4%	1,162
STEWART REFERENCE LABORATORY	1	626	535	46%	1,162
HALIFAX MEDICAL CENTER-PORT ORANGE LAB		995	155	13%	1,150
TYNDALL AIR FORCE BASE		934	211	18%	1,145

COVID-19: testing by laboratory

Data through Apr 26, 2021 verified as of Apr 27, 2021 at 09:25 AM

Data in this report are provisional and subject to change.

The numbers in the table below represent the number of Florida and non-Florida residents for whom test results were received by the Department of Health. A person can be tested by more than one laboratory and can have both positive and negative results. **Therefore, the sum of the numbers in each column will be larger than the total number of people tested.**

Reporting lab	Inconclusive	Negative	Positive	Percent positive	Total
FISHERMENS HOSPITAL CLINICAL LAB		1,043	95	8%	1,138
CAPSTONE HEALTHCARE		802	330	29%	1,132
BETHESDA HEALTH URGENT CARE		959	172	15%	1,131
VERITAS GENETICS	61	945	119	11%	1,125
ALTAMONTE MD		900	224	20%	1,124
EMERALD COAST PEDIATRICS		1,058	57	5%	1,115
GENEIQ		1,049	64	6%	1,113
PRIMARY CARE OF THE TREASURE COAST		972	135	12%	1,107
CARE ONE OF FLORIDA LLC		791	315	28%	1,106
BREVARD HEALTH ALLIANCE INC, THE		1,039	66	6%	1,105
PROFESSIONAL HEALTH EXAMINERS		954	148	13%	1,102
XYZ LABORATORY	8	942	146	13%	1,096
6TH MEDICAL GROUP - MCDILL AFB	2	1,026	62	6%	1,090
MINUTECLINIC, LLC DBA MINUTECLINIC #4717		1,029	42	4%	1,071
LENCO MEDICAL LABORATORY		1,010	57	5%	1,067
HENDRY REGIONAL MEDICAL CENTER CLINICAL LABORATORY		809	258	24%	1,067
AMERICAN FAMILY CARE PENSACOLA WEST		533	533	50%	1,066
RAINBOW RIVER MEDICAL LABORATORY		978	83	8%	1,061
NORTH OKALOOSA MEDICAL CENTER		702	348	33%	1,050
LOOP PEDIATRICS PA	3	884	156	15%	1,043
VRL EUROFINIS - DALLAS		1,024	13	1%	1,037
WOODLANDS MEDICAL SPECIALISTS		768	263	26%	1,031
LAB DOCTOR		899	131	13%	1,030
ADVENTHEALTH EXPRESS CARE AT WALGREENS		891	136	13%	1,027
BREVARD HEALTH ALLIANCE		730	293	29%	1,023
THE HEALTH CENTER OF PLANT CITY		941	77	8%	1,018
NORTH FLORIDA MEDICAL GROUP		863	153	15%	1,016
E-LAB OF FLORIDA		923	90	9%	1,013
VERITOR		850	161	16%	1,011
BAPTIST HEALTH - MD ANDERSON CANCER CENTER		1,005	5	0%	1,010
PHAROS HEALTH		756	253	25%	1,009
CHILDRENS MEDICAL ASSOCIATION		920	88	9%	1,008
SPRING HILL HEALTH AND REHABILITATION CENTER		981	26	3%	1,007
NORTH FLORIDA PEDIATRICS PA - SUWANNEE	3	874	129	13%	1,006
C.W. BILL YOUNG VA MEDICAL CENTER	1	22	979	98%	1,002
VIERA HOSPITAL, INC		805	192	19%	997
LAKELAND REGIONAL HEALTH - PWC/OB		36	954	96%	990
DAIRY ROAD URGENT CARE	2	836	145	15%	983
COVANCE CLINICAL RESEARCH UNIT INC		956	26	3%	982
FAMILY HEALTH CENTERS OF SOUTHWEST FLORIDA INC		878	103	10%	981
NORTH SHORE LIJ URGENT CARE PC		921	56	6%	977
UNIVERSITY OF WEST FLORIDA STUDENT HEALTH SERVICES	1	843	128	13%	972
CVS HEALTH		763	207	21%	970
HISTOPATHOLOGY SERVICES, LLC		860	108	11%	968
JACKSONVILLE BEACH PEDIATRIC CARE CENTER		889	72	7%	961
FAST TRACK URGENT CARE CENTER		4	954	100%	958
NORTH FLORIDA PEDIATRICS PA	2	836	117	12%	955

COVID-19: testing by laboratory

Data through Apr 26, 2021 verified as of Apr 27, 2021 at 09:25 AM

Data in this report are provisional and subject to change.

The numbers in the table below represent the number of Florida and non-Florida residents for whom test results were received by the Department of Health. A person can be tested by more than one laboratory and can have both positive and negative results. **Therefore, the sum of the numbers in each column will be larger than the total number of people tested.**

Reporting lab	Inconclusive	Negative	Positive	Percent positive	Total
MOLECULAR TESTING LABS		862	90	9%	952
MILLER BIOCONNECT		859	87	9%	946
BERNHARDT LABORATORIES	2	855	88	9%	945
DEPARTMENT OF CLINICAL LABS	1	920	21	2%	942
CONSULATE HEALTH CARE OF NEW PORT RICHEY	2	812	126	13%	940
ENCOMPASS HEALTH		915	22	2%	937
ABBOTT LABORATORIES		814	120	13%	934
INTEGRITY LABORATORIES, LLC	4	764	165	18%	933
24 HOUR PEDIATIC CARE CENTER	4	863	65	7%	932
Point of Care Testing	1	125	805	86%	931
TACACHALE CLINICAL LABORATORY	1	877	49	5%	927
EAST LAKE PEDIATRICS PA		845	80	9%	925
LEE COUNTY EMERGENCY MEDICAL SERVICE	1	798	124	13%	923
GENE TOX WORLDWIDE	60	736	125	14%	921
DOCTOR'S MEMORIAL HOSPITAL		751	166	18%	917
PENSACOLA PEDIATRICS	2	821	93	10%	916
REDI MED LLC		744	170	19%	914
SOLARIS HEALTHCARE CHARLOTTE HARBOR		859	55	6%	914
MIDWAY SPECIATLY CARE CENTER	3	684	222	24%	909
PALM GARDEN OF PORT SAINT LUCIE		888	12	1%	900
CALHOUN LIBERTY HOSPITAL		729	168	19%	897
NCHMD, INC SOUTHEAST IMMEDIATE CARE		697	196	22%	893
Victoria Nursing and Rehabilitation Center		833	55	6%	888
Fernandina Beach Rehabilitation and Nursing Center	1	865	19	2%	885
COASTAL PHYSICIANS, LLC		706	166	19%	872
FAMILY HEALTH CENTERS OF SWF LABS	2	753	117	13%	872
Tampa Lakes Health and Rehabilitation Center	2	795	73	8%	870
MINUTECLINIC LLC, #10357		863	6	1%	869
PALACE NURSING HOME & REHAB CENTER		820	43	5%	863
AMERICAN MEDICAL RESPONSE		854	9	1%	863
CRUCIAL CARE EMERGENCY MEDICINE DOCTORS		691	172	20%	863
SOUTHEAST ALABAMA MEDICAL CENT		806	57	7%	863
PEDIATRIC HEALTHCARE ALLIANCE		809	50	6%	859
NORTH FL SOUTH GA HCS-LAKE CITY		832	26	3%	858
RESTORE HEALTH URGENT CARE		689	167	20%	856
ANY LAB TEST NOW	1	583	271	32%	855
PRIMARY CARE SERVICES AT ST ANDREWS ESTATES		850	2	0%	852
CENTRAL FLORIDA HEALTH CARE INC		727	121	14%	848
AUGUSTUS LABS LLC		696	148	18%	844
CLINICAL PATHOLOGY LABS INC		752	87	10%	839
FLORIDA GULF COAST UNIVERSITY		641	196	23%	837
EXPRESS PHARMACY		769	63	8%	832
PRIMARY CARE SERVICES AT INDIAN RIVER ESTATES		804	25	3%	829
MEDONE URGENT CARE CENTER		604	224	27%	828
WHITE-WILSON MEDICAL CENTER - FORT WALTON BEACH		804	23	3%	827
POINT WASHINGTON MEDICAL CLINIC	1	613	211	26%	825
LIFE CARE CENTER OF NEW PORT RICHEY		787	37	4%	824

COVID-19: testing by laboratory

Data through Apr 26, 2021 verified as of Apr 27, 2021 at 09:25 AM

Data in this report are provisional and subject to change.

The numbers in the table below represent the number of Florida and non-Florida residents for whom test results were received by the Department of Health. A person can be tested by more than one laboratory and can have both positive and negative results. **Therefore, the sum of the numbers in each column will be larger than the total number of people tested.**

Reporting lab	Inconclusive	Negative	Positive	Percent positive	Total
PEBBLEBROOK PHARMACY	1	689	134	16%	824
FLORIDA HOSPITAL ORLANDO		743	74	9%	817
ADVENTHEALTH MEDICAL GROUP PROMPT CARE		588	225	28%	813
ASAP LABS LLC	7	655	151	19%	813
ASCENSION ST VINCENT'S - CLAY		775	35	4%	810
DYNIX DIAGNOSTICS	2	528	279	34%	809
Southern Oaks Care Center	1	768	38	5%	807
FLAGLER COUNTY HEALTH DEPARTMENT	3	626	177	22%	806
GOLDEN GATE FAMILY CLINIC		332	473	59%	805
AFC URGENT CARE CLEARWATER	1	172	631	78%	804
BHA CENTRAL COUNTY CLINIC		725	77	10%	802
MEDICAL CENTER OF DELTONA, INC		682	119	15%	801
NITE LITE PEDIATRICS		234	564	71%	798
City Medical Of New Jersey, Pc		723	74	9%	797
TELESCOPE HEALTH LLC	4	671	121	15%	796
NONE		308	488	61%	796
VITAS HEALTHCARE CORPORATION OF FLA	1	789	5	1%	795
BOND CLINIC PA PEDIATRICS DEPT		737	57	7%	794
GULF COAST VILLAGE		752	41	5%	793
PALM GARDEN OF VERO BEACH		740	50	6%	790
CLINICAL ENTERPRISE, INC		765	24	3%	789
MOORINGS PARK INSTITUTE, INC, THE		751	32	4%	783
CARITHERS PEDIATRIC GROUP		722	60	8%	782
ETHOS WELLNESS PHARMACY		723	49	6%	772
VENICE REGIONAL BAYFRONT HEALTH (PULMONARY)		637	134	17%	771
BOND AND STEELE CLINIC PA		556	209	27%	765
WILLOWBROOKE COURT AT EDGEWATER POINTE ESTATES		755	9	1%	764
KENDALL HEALTHCARE PROPERTIES DBA	2	731	30	4%	763
BRISTOL AT TAMPA, THE	4	736	22	3%	762
J AND G MEDICAL GROUP LLC		626	133	18%	759
TOTAL RENAL LABORATORIES INC DBA DAVITA LABS	1	643	114	15%	758
ORANGE BLOSSOM FAMILY HEALTH		718	40	5%	758
ORLANDO HEALTH AND REHAB CENTER		710	45	6%	755
NORTHEAST FLORIDA NEUROLOGY CLINICS, INC		637	113	15%	750
WHITE WILSON MEDICAL CENTER PA - NAVARRE		622	124	17%	746
BOCA GRANDE HEALTH CLINIC		704	40	5%	744
CHURCH OF SCIENTOLOGY FLAG SERVICE ORGANIZATION		729	15	2%	744
BUFFALO CROSSING HEALTHCARE & REHABILITATION CTR		726	17	2%	743
ADVENT HEALTH LAB - ORLANDO		434	308	42%	742
SANTA ROSA MEDICAL GROUP		575	166	22%	741
MAIN STREET MEDICAL CENTER		211	529	71%	740
PHYSICIANS STAT LAB INC		647	91	12%	738
LIFE CARE CENTER OF PENSACOLA		688	49	7%	737
MOUNT SINAI LABORATORY		700	37	5%	737
Crestview Rehabilitation Center	5	591	129	18%	725
PEDIATRIC HEALTHCARE ALLIANCE PA		666	58	8%	724
DISNEY COVID TEST SITE		703	17	2%	720

COVID-19: testing by laboratory

Data through Apr 26, 2021 verified as of Apr 27, 2021 at 09:25 AM

Data in this report are provisional and subject to change.

The numbers in the table below represent the number of Florida and non-Florida residents for whom test results were received by the Department of Health. A person can be tested by more than one laboratory and can have both positive and negative results. **Therefore, the sum of the numbers in each column will be larger than the total number of people tested.**

Reporting lab	Inconclusive	Negative	Positive	Percent positive	Total
WELL HEALTH WORKS	3	654	61	8%	718
THE PRESERVE		697	10	1%	707
GRAND COURT TAMPA		702	4	1%	706
ARTHREX MEDICAL CENTER	1	561	142	20%	704
MANOR PINES CONVALESCENT CENTER LLC	1	678	23	3%	702
APLS SERVICES LLC D/B/A CLEAR DIAGNOSTICS	13	677	12	2%	702
SUWANNEE HEALTH AND REHABILITATION CENTER		696	5	1%	701
RAINBOW PEDIATRIC CENTER PA		657	44	6%	701
BALDWIN PEDIATRICS	1	666	31	4%	698
GULF COAST MOLECULAR LABORATORIES	13	577	107	15%	697
JOHN KNOX VILLAGE HEALTH CENTER		668	28	4%	696
PREMIER MEDICAL LABORATORY SERVICES	2	468	225	32%	695
VETERANS AFFAIRS MEDICAL CENTER	1	45	647	93%	693
FORT MYERS INTERNAL MEDICINE, LLC		625	68	10%	693
NCH HEALTHCARE SYSTEM MICROBIOLOGY LAB		2	691	100%	693
LIFE CARE CENTER OF ORANGE PARK		659	32	5%	691
PALM GARDEN OF CLEARWATER		671	18	3%	689
MANOR CARE HEALTH SERVICES - FT MYERS		659	26	4%	685
EDEN SPRINGS NURSING AND REHAB CENTER		573	111	16%	684
NATURE COAST MEDICAL GROUP		563	121	18%	684
DIAMOND RIDGE HEALTH AND REHABILITATION		646	36	5%	682
CHILDRENS CLINIC WEST FLORIDA PEDIATRICS		628	54	8%	682
NCH HEALTHCARE BONITA		538	144	21%	682
LIFEBRITE	2	461	219	32%	682
MEDICAL FP – WHOLE FAMILY HEALTH CENTER		560	120	18%	680
DXTERITY DIAGNOSTICS	2	637	40	6%	679
RUSKIN HEALTH CENTER	1	428	247	37%	676
HOLMES REGIONAL MEDICAL CENTER		11	664	98%	675
TREE HOUSE PEDIATRICS PLLC		606	68	10%	674
MINI ER ADULT AND PEDIATRIC URGENT CARE		574	98	15%	672
MEDONE URGENT CARE AT ST. AUGUSTINE		228	440	66%	668
WATSON THERAPEUTICS INC	1	631	35	5%	667
MAYFLOWER ASSISTED LIVING		655	7	1%	662
VITAS HEALTHCARE CORP OF CENTRAL FL		636	25	4%	661
ST JOHN'S NURSING CENTER		637	24	4%	661
CLEWISTON NURSING AND REHABILITATION CENTER		647	14	2%	661
CLIFFORD CHESTER SIMS STATE VETERANS		648	12	2%	660
GOLDEN GLADES NURSING & REHABILITATION CTR		638	20	3%	658
ADVENT HEALTH - DELTONA ER		551	107	16%	658
SEMINOLE NURSING PAVILION		648	8	1%	656
POINT OF CARE TESTING SITE		630	26	4%	656
CARE ONE OF FLORIDA	1	477	176	27%	654
Signature HealthCare Center of Waterford		617	35	5%	652
MAVERICK LABS		461	190	29%	651
LIFE CARE CENTER OF HILLIARD		626	22	3%	648
WILLOW BROOKE COURT AT INDIAN RIVER ESTATES		602	45	7%	647
BAPTIST PRIMARY CARE	2	526	119	18%	647

COVID-19: testing by laboratory

Data through Apr 26, 2021 verified as of Apr 27, 2021 at 09:25 AM

Data in this report are provisional and subject to change.

The numbers in the table below represent the number of Florida and non-Florida residents for whom test results were received by the Department of Health. A person can be tested by more than one laboratory and can have both positive and negative results. **Therefore, the sum of the numbers in each column will be larger than the total number of people tested.**

Reporting lab	Inconclusive	Negative	Positive	Percent positive	Total
MID-FLORIDA PATHOLOGY		481	164	25%	645
EMERALD SHORES HEALTH AND REHABILITATION		546	97	15%	643
HMA SANTA ROSA MEDICAL CENTER LLC DBA		519	123	19%	642
SIGNATURE HEALTHCARE OF BROOKWOOD GARDENS		630	11	2%	641
PALM GARDEN OF TAMPA		609	30	5%	639
SHORE ACRES CARE CENTER		599	40	6%	639
SOUTHERN LABORATORY SERVICES OF NWF		601	38	6%	639
NSPIRE HEALTHCARE MIAMI LAKES	8	616	15	2%	639
OCALA FAMILY MEDICAL CENTER INC	2	553	81	13%	636
SAINTS 120 LLC	1	599	34	5%	634
QUOTIENT SCIENCES		610	22	3%	632
VALENCIA HILLS HEALTH AND REHABILITATION CENTER		615	15	2%	630
HEARTLAND PEDIATRICS OF LAKE WALES		568	62	10%	630
PHYSICIANS PRIMARY CARE LAB	1	552	77	12%	630
VETERANS AFFAIRS MEDICAL CENTER - JAMES A HALEY			629	100%	629
AMERICA'S PHARMACY LLC		552	76	12%	628
SABAL PALMS HEALTH AND REHAB		571	54	9%	625
BALDOMERO LOPEZ STATE VETERANS NURSING HOME	2	616	6	1%	624
CONSULATE HEALTHCARE OF VERO BEACH	14	525	83	13%	622
SEBASTIAN RIVER MEDICAL CENTER	3	441	176	28%	620
MANOR CARE NURSING CENTER OF SARASOTA FL LLC		529	87	14%	616
MICHAEL A MIDDLETON MD PA		583	32	5%	615
NAPLES CHILDREN'S URGENT CARE		539	76	12%	615
CHILDRENS MEDICAL ASSOCIATION PA		546	69	11%	615
AFC URGENT CARE FAMILY CARE			612	100%	612
Plantation Bay Rehabilitation Center		587	24	4%	611
HOLY CROSS HOSPITAL		12	598	98%	610
CONTINENTAL CLINICAL RESEARCH, LLC		538	70	12%	608
FHMG FLORIDA HOSPITAL MEDICAL GROUP		564	44	7%	608
EXPRESS URGENT CARE LLC		1	606	100%	607
FLORIDA HOSPITAL WAUCHULA		458	148	24%	606
PALM GARDEN OF ORLANDO		569	34	6%	603
THERADOC		152	451	75%	603
VILLA MARIA NURSING & REHAB CENTER INC	1	584	17	3%	602
DASCENA, INC	3	537	60	10%	600
PATIENTS FIRST - MAHAN DRIVE		164	436	73%	600
HARBOUR HEALTH CENTER		583	17	3%	600
SOLARIS HEALTHCARE LAKE CITY		492	101	17%	593
WELL-BEING MEDICAL CENTER PLLC		535	57	10%	592
PIONEER CLINICAL LAB LLC		484	108	18%	592
BROOKDALE FORT MYERS CYPRESS LAKE		590	2	0%	592
AFC URGENT CARE SEMINOLE	1		589	100%	590
PALMETTO FAMILY HEALTHCARE	1	384	204	35%	589
UNIVERSITY OF TAMPA INC, THE		568	21	4%	589
PEDIATRICS IN BREVARD PA		528	61	10%	589
FLORIDA DEPARTMENT OF HEALTH IN CALHOUN COUNTY		451	138	23%	589
SHORELINE PHYSICIAN GROUP		364	222	38%	586

COVID-19: testing by laboratory

Data through Apr 26, 2021 verified as of Apr 27, 2021 at 09:25 AM

Data in this report are provisional and subject to change.

The numbers in the table below represent the number of Florida and non-Florida residents for whom test results were received by the Department of Health. A person can be tested by more than one laboratory and can have both positive and negative results. **Therefore, the sum of the numbers in each column will be larger than the total number of people tested.**

Reporting lab	Inconclusive	Negative	Positive	Percent positive	Total
QUALITOX LABORATORIES		399	186	32%	585
URGENT CARE EXPRESS LLC		234	348	60%	582
FLORIDA HOSPITAL MEDICAL GROUP		343	238	41%	581
AFC URGENT CARE		167	414	71%	581
INTERNAL MEDICINE & PEDIATRICS OF TAMPA BAY PA		504	76	13%	580
PALM GARDEN OF OCALA		478	99	17%	577
FOUNTAIN MANOR HEALTH AND REHAB CENTER	1	556	20	3%	577
PRINCIPLE LABORATORY	8	552	16	3%	576
HOPE HOSPICE AND COMMUNITY SERVICES INC	14	541	21	4%	576
TENNESSEE DOH - NASHVILLE	2	504	66	12%	572
MEDICAL VB		451	121	21%	572
ADVENTHEALTH MEDICAL GROUP PROMPT CAR	1	423	148	26%	572
ADVENT HEALTH - WESTCHASE ER		495	76	13%	571
ECCOLAB GROUP	1	148	418	74%	567
MANOR OAKS NURSING & REHAB CENTER	5	559	2	0%	566
HEALTH CENTER AT BRENTWOOD	1	519	46	8%	566
AFC URGENT CARE TYRONE		4	560	99%	564
NEW YORK HOSPITAL LABORATORIES	1	547	16	3%	564
The Manor at Blue Water Bay		501	62	11%	563
PREMIER MEDICAL CENTER LLC	11	524	28	5%	563
NEMOURS CHILDERN'S HOSPITAL		453	108	19%	561
DOH - INDIAN RIVER		466	90	16%	556
PALM GARDEN OF JACKSONVILLE	2	474	80	14%	556
PALM BEACH COUNTY FIREFIGHTERS HEALTH CLINIC, LLC		473	82	15%	555
RICARDO NAVARRO DO PA		471	84	15%	555
VETERANS AFFAIRS MEDICAL CENTER - GAINESVILLE		3	550	99%	553
The Sands at South Beach		549	4	1%	553
ARCPPOINTS LABS		484	68	12%	552
WEST GABLES HEALTH CARE CENTER		539	11	2%	550
VETERANS AFFAIRS MEDICAL CENTER - BAY PINES		18	531	97%	549
ADVENT HEALTH - TIMBERRIDGE ER		467	82	15%	549
VITAE DIAGNOSTICS		534	13	2%	547
NCF DIAGNOSTICS & DNA TECHNOLOGIES	15	213	318	58%	546
ANCIENT CITY PEDIATRICS	1	522	23	4%	546
LAUDERDALE NURSING CENTER LLC	1	526	19	3%	546
THE PALACE AT HOMESTEAD	1	523	21	4%	545
FIRST CHOICE PEDIATRICS		435	109	20%	544
COASTAL URGENT CARE		428	116	21%	544
MEMORIAL PEMBROKE 24/7 CARE CENTER		418	126	23%	544
DOCTORS CENTER,THE		432	111	20%	543
SUNSHINE URGENT CARE LLC		387	154	28%	541
CITRUS NURSING CENTER LLC		493	47	9%	540
BENTON PEDIATRICS INC		482	57	11%	539
EXPERTUS LABORATORIES INC		447	92	17%	539
RIVER GARDEN HEBREW HOME FOR THE AGED		482	56	10%	538
NORTH FLORIDA REHABILITATION & SPECIALTY CARE		529	9	2%	538
NURSING PLUS OF BROWARD LLC	1	514	22	4%	537

COVID-19: testing by laboratory

Data through Apr 26, 2021 verified as of Apr 27, 2021 at 09:25 AM

Data in this report are provisional and subject to change.

The numbers in the table below represent the number of Florida and non-Florida residents for whom test results were received by the Department of Health. A person can be tested by more than one laboratory and can have both positive and negative results. **Therefore, the sum of the numbers in each column will be larger than the total number of people tested.**

Reporting lab	Inconclusive	Negative	Positive	Percent positive	Total
FLOMEDILAB		301	235	44%	536
SANDBAY URGENT CARE		433	100	19%	533
HOSPICE OF THE FLORIDA SUNCOAST,THE		528	5	1%	533
CHAUTAUQUA REHABILITATION AND NURSING CENTER		521	11	2%	532
JACKSON MEMORIAL PERDUE MEDICAL CENTER		500	29	5%	529
HERON POINTE HEALTH AND REHABILITATION	1	524	3	1%	528
JACKSON MEMORIAL LONG TERM CARE CENTER		496	32	6%	528
MED FAST URGENT CARE CENTER		260	268	51%	528
MEDICAL CENTER CLINIC-IMMEDIATE CARE	1	423	104	20%	528
LIFE CARE CENTER OF PALM BAY□		499	28	5%	527
FLORIDA HOSPITAL HEARTLAND MED CTR LAKE PLACID		411	115	22%	526
PALM GARDEN OF WINTER HAVEN	3	504	16	3%	523
STEWART SEBASTIAN RIVER MEDICAL CENTER		466	57	11%	523
LIFE CARE CENTER OF WINTER HAVEN		502	20	4%	522
Solaris Healthcare Daytona	2	470	48	9%	520
FLORIDA DEPARTMENT OF HEALTH CLAY COUNTY	1	418	99	19%	518
EMED LABS, LLC	3	500	15	3%	518
DBI HEALTH INC		502	15	3%	517
ST CLOUD REGIONAL MEDICAL CENTER CLINICAL LAB		394	122	24%	516
ENZO CLINICAL LABS INC	3	487	26	5%	516
Good Samaritan Society Kissimmee Village		451	65	13%	516
HILLCREST HEALTH CARE & REHABILITATION CENTER	3	498	15	3%	516
SUSANNA WESLEY HEALTH CENTER		479	37	7%	516
ORLANDO HEALTH CENTER FOR REHABILITATION		502	14	3%	516
PORT SAINT LUCIE HOSPITAL		506	9	2%	515
CARENOW	2	285	227	44%	514
MEDFAST URGENT CARE CENTERS		231	283	55%	514
Palm Garden of Largo		510	4	1%	514
BROWARD PARTNERSHIP	6	500	8	2%	514
LITTLE PINE PEDIATRICS PLLC	3	448	61	12%	512
MEMPHIS PATHOLOGY LABORATORY	5	483	24	5%	512
ADDINGTON PLACE AT WELLINGTON GREEN		499	11	2%	510
SOLARIS HEALTHCARE OSCEOLA		484	25	5%	509
DIGNITY HEALING, LLC		490	19	4%	509
PEDIATRIC ASSOCIATES OF OCALA PA		469	40	8%	509
PARKLANDS FACILITY INC	4	462	42	8%	508
PEDIATRICS BY THE SEA		481	27	5%	508
PW WINDERMERE SUBTENANT LLC		504	3	1%	507
NEW PLANT CITY FAMILY CARE	1	281	224	44%	506
ORLANDO VA MEDICAL CENTER		2	503	100%	505
PLANT CITY PEDIATRICS	1	399	104	21%	504
FLO-MEDILAB SERVICES LLC		194	310	62%	504
MANOR AT CARPENTERS		471	32	6%	503
ASCEND CLINICAL	7	415	80	16%	502
MAGNOLIA FAMILY URGENT CARE		454	47	9%	501
ORLANDO ORTHOPAEDIC OUTPATIENT SURGERY CENTER LLC		497	4	1%	501
GANDY CROSSING CARE CENTER	1	484	16	3%	501

COVID-19: testing by laboratory

Data through Apr 26, 2021 verified as of Apr 27, 2021 at 09:25 AM

Data in this report are provisional and subject to change.

The numbers in the table below represent the number of Florida and non-Florida residents for whom test results were received by the Department of Health. A person can be tested by more than one laboratory and can have both positive and negative results. **Therefore, the sum of the numbers in each column will be larger than the total number of people tested.**

Reporting lab	Inconclusive	Negative	Positive	Percent positive	Total
Ocala Health and Rehabilitation Center		477	23	5%	500
CLINICAL PATHOLOGY LABS		388	111	22%	499
NORTH FLORIDA RETIREMENT VILLAGE		494	4	1%	498
STARKE FAMILY MEDICAL CENTER		404	93	19%	497
BROOKSVILLE HEALTHCARE CENTER LLC		484	13	3%	497
TRINITY REGIONAL REHAB CENTER		471	23	5%	494
GOOD SAMARITAN CENTER		491	3	1%	494
BAPTIST PRIMARY CARE, INC		463	31	6%	494
UNIVERSITY OF CENTRAL FLORIDA HEALTH SERVICES		472	21	4%	493
BONIFAY NURSING AND REHAB CENTER		460	31	6%	491
MIDWAY SPECIALTY CARE CENTER	3	374	114	23%	491
Quest Diag Unspecifd	1	326	163	33%	490
THE VILLAGES REGIONAL HOSPITAL FREESTANDING		444	46	9%	490
ATLANTIC SHORES NURSING AND REHAB CENTER	1	476	11	2%	488
Cypress Cove Care Center		387	100	21%	487
ASSOCIATESMD MEDICAL GROUP INC		415	72	15%	487
KINDRED HOSPITAL	10	455	22	5%	487
NEW YORK PRESBYTERIAN - CUMC CLINICAL		466	19	4%	485
FAIRWAY OAKS CENTER LLC	6	473	6	1%	485
VITAS LUTHERAN TOWERS INPATIENT PROGRAM		419	65	13%	484
MEDIPATH		57	427	88%	484
MOOSEHAVEN HEALTH CENTER		440	43	9%	483
Life Care Center of Punta Gorda	1	467	15	3%	483
CONSULATE HEALTH CARE OF BAYONET POINT	4	471	7	1%	482
TIDEWELL HOSPICE INC	2	473	7	1%	482
FLORIDA STATE HOSPITAL CLINICAL LABORATORY		479	3	1%	482
HARTS HARBOR HEALTH CARE CENTER		457	24	5%	481
ENCOMPASS HEALTH REHABILITATION HOSPITAL OF SUNRISE	8	465	7	1%	480
Colonial Lakes Health Care		434	46	10%	480
Solaris HealthCare Windermere		447	33	7%	480
JAMES A HALEY VETERANS HOSPITAL			479	100%	479
EPN URGENT CARE		83	395	83%	478
WHITE-WILSON MEDICAL CENTER - NICEVILLE		428	50	10%	478
NAVAL HOSPITAL - JACKSONVILLE		137	340	71%	477
MOBILE MEDICAL ASSOCIATES PL	17	408	52	11%	477
VITAS HEALTHCARE CORPORATION		471	5	1%	476
Consulate Health Care of North Fort Myers		463	13	3%	476
ADVENTHEALTH EXPRESS CARE AT WALGREENS 49TH STREET		405	71	15%	476
Williston Care Center		413	63	13%	476
MEDSCAN LABORATORY INC	1	256	217	46%	474
SOLARIS HEALTHCARE MERRITT ISLAND		417	56	12%	473
PINES OF SARASOTA		464	9	2%	473
EMERALD COAST PEDIATRICS & ADOL		408	64	14%	472
Parkview Rehabilitation Center at Winter Park		460	10	2%	470
Q ANSWER LAB	1	410	59	13%	470
NTD_EUROFINS_AIMS		429	40	9%	469
Darcy Hall Of Life Care		456	13	3%	469

COVID-19: testing by laboratory

Data through Apr 26, 2021 verified as of Apr 27, 2021 at 09:25 AM

Data in this report are provisional and subject to change.

The numbers in the table below represent the number of Florida and non-Florida residents for whom test results were received by the Department of Health. A person can be tested by more than one laboratory and can have both positive and negative results. **Therefore, the sum of the numbers in each column will be larger than the total number of people tested.**

Reporting lab	Inconclusive	Negative	Positive	Percent positive	Total
CLERMONT HEALTH AND REHABILITATION CENTER		435	32	7%	467
ABBAY DELRAY		461	6	1%	467
LA MER NH LLC		459	8	2%	467
BROOKDALE PALMER RANCH	1	407	57	12%	465
THE SPRINGS AT BOCA CIEGA BAY		454	11	2%	465
HEALTHY STEPS PEDIATRICS		416	49	11%	465
ELLENTON PEDIATRICS		445	19	4%	464
Santa Rosa Center for Rehabilitation and Healing		392	71	15%	463
AMEERAH LABS, LLC	2	377	84	18%	463
AMBULATORY SURGERY CENTER OF BOCA RATON LTD		458	4	1%	462
INNOVATIVE GENOMICS, LLC	3	422	37	8%	462
UNIVERSITY OF TAMPA STUDENT HEALTH AND SHC CLINICAL LABORATORY		293	168	36%	461
AZALEA TRACE PHYSICIAN SERVICES		454	7	2%	461
THE PALACE MANAGEMENT - THE PALACE AT CORAL GABLES		458	3	1%	461
CLARIDGE HOUSE NURSING CENTER		437	18	4%	455
OKEECHOBEE COUNTY HEALTH DEPT	1	333	121	27%	455
Manatee Springs Rehabilitation and Nursing Center		434	20	4%	454
University Crossing		451	2	0%	453
SOLARIS HEALTHCARE BAYONET POINT		433	19	4%	452
PENSACOLA PEDIATRICS MILTON		394	58	13%	452
FAMILY EXPRESS URGENT CARE		5	446	99%	451
PRO HEALTH		202	248	55%	450
SMA SPECIALTY MEDICAL LAB		120	327	73%	447
MANOR CARE OF BOYNTON BEACH LLC		423	24	5%	447
DIAMOND RIDGE HEALTH AND REHABILITATION CENTER		424	22	5%	446
TUSKAWILLA NURSING AND REHAB CENTER	2	437	7	2%	446
BODYK		435	10	2%	445
Heartland Healthcare of Ft. Myers	1	440	3	1%	444
ST ANDREWS BAY SKILLED NURSING &		382	61	14%	443
ROLLINS COLLEGE WELLNESS CENTER		130	313	71%	443
FAMILY CARE PARTNERS OF NORTHEAST FLORIDA LLC		365	78	18%	443
EMERITUS AT NAPLES	2	439	1	0%	442
ORCHARD PARK HEALTH & REHABILITATION		435	6	1%	441
VILLAGE DOCTORS OF KEYSTONE		348	93	21%	441
HEALTHWORKS MED GROUP OF FLORIDA PA	3	428	9	2%	440
LORI MCAULIFFE MD PA		394	45	10%	439
TREASURE COAST COMMUNITY HEALTH	3	362	74	17%	439
AYERS HEALTH & REHABILITATION CENTER		432	7	2%	439
ST PETERSBURG PEDIATRICS-PARK BLVD		397	42	10%	439
PALM GARDEN OF WEST PALM BEACH	4	419	15	3%	438
INDIAN RIVER CTR, LLC		386	52	12%	438
BROOKDALE LAKE TAVARES		431	7	2%	438
ST PETERSBURG PEDIATRICS-SEMINOLE BLVD		364	73	17%	437
PARTICLE THEORY LABS		413	24	5%	437
Bardmoor Oaks Healthcare and Rehabilitation Center		422	14	3%	436
ABBOTT DIAGNOSTICS		409	27	6%	436
WATERMARK LAKE POINTE WOODS LLC		417	18	4%	435

COVID-19: testing by laboratory

Data through Apr 26, 2021 verified as of Apr 27, 2021 at 09:25 AM

Data in this report are provisional and subject to change.

The numbers in the table below represent the number of Florida and non-Florida residents for whom test results were received by the Department of Health. A person can be tested by more than one laboratory and can have both positive and negative results. **Therefore, the sum of the numbers in each column will be larger than the total number of people tested.**

Reporting lab	Inconclusive	Negative	Positive	Percent positive	Total
BLOUNTSTOWN REHABILITATION CENTER LLC		326	107	25%	433
APP-UNIPATH, LLC	2	416	15	3%	433
HOLISTIX TREATMENT CENTERS		422	10	2%	432
BHA TITUSVILLE CLINIC		402	30	7%	432
SAMANTHA WILSON CARE CENTER	4	417	11	3%	432
LIFE HOPE LABS, LLC		421	11	3%	432
MANORCARE HEALTH SERVICES - VENICE		375	56	13%	431
FLORIDA DEPT OF HEALTH IN BREVARD COUNTY	3	364	63	15%	430
AVECINA MEDICAL JULINGTON	1	240	189	44%	430
SEASIDE HEALTH AND REHABILITATION CENTER		370	59	14%	429
Bayside Care Center	1	408	20	5%	429
Destin Healthcare and Rehabiliation Center	1	387	40	9%	428
DIAGNOSTIC & CLINICAL CARE SERVICES INC DBA		341	85	20%	426
MINUTECLINIC LLC #3281		360	66	15%	426
FLORIDA DEPARTMENT OF HEALTH IN LIBERTY COUNTY	3	324	97	23%	424
AVANTE AT OCALA INC	3	390	31	7%	424
ONESTOP MEDICAL AND URGENT CARE LLC		370	52	12%	422
LEHIGH REGIONAL MEDICAL CENTER LAB	2	372	47	11%	421
GARCIA CLINICAL LABORATORY		28	392	93%	420
MARION AND BERNARD L SAMSON NURSING CENTER		414	4	1%	418
PALMS OF SEBRING		380	37	9%	417
PruittHealth Panama City	1	350	64	15%	415
FLORIDA DEPARTMENT OF HEALTH		361	53	13%	414
HARDEE COUNTY HEALTH DEPARTMENT		335	79	19%	414
ORCHARD RIDGE CARE AND REHABILITATION CENTER		395	19	5%	414
Timberridge Center for Rehabilitation and Healing		378	35	8%	413
MINUTECLINIC LLC #3671		367	45	11%	412
WALGREENS 3173		375	37	9%	412
Life Care Center of Ocala		342	70	17%	412
SABAL DIRECT PRIMARY CARE, PA		333	78	19%	411
HEALTH PARK CARE CENTER		404	7	2%	411
LIFE CARE PONTE VEDRA INC		399	12	3%	411
NATIONS BEST FAMILY HEALTH CARE		229	181	44%	410
HEALTH CENTRAL PARK		343	67	16%	410
SUNLAND MARIANNA COX MEDICAL CENTER		366	43	11%	409
FLORIDA HEART & VASCULAR MULTISPECIALTY GROUP PA		307	102	25%	409
TAMARAC REHABILITATION & HEALTH CENTER		402	6	1%	408
TIDE LABORATORIES		362	45	11%	407
PEDIATRIC HEALTH CARE ALLIANCE, PA		365	42	10%	407
BRIDGEWATER PARK HEALTH AND REHAB		374	32	8%	406
FLETCHER HEALTH AND REHABILITATION CENTER		402	3	1%	405
TRI-COUNTY NURSING AND REHABILITATION CENTER INC		389	15	4%	404
BOULEVARD REHABILITATION CENTER		388	16	4%	404
Solaris Healthcare Lake Bennet		366	38	9%	404
METROPOLITAN HOSPITAL CENTER		396	7	2%	403
WIMAUMA COMMUNITY HEALTH CENTER		337	66	16%	403
GEORGIA PUBLIC HEALTH LABORATORY		374	29	7%	403

COVID-19: testing by laboratory

Data through Apr 26, 2021 verified as of Apr 27, 2021 at 09:25 AM

Data in this report are provisional and subject to change.

The numbers in the table below represent the number of Florida and non-Florida residents for whom test results were received by the Department of Health. A person can be tested by more than one laboratory and can have both positive and negative results. **Therefore, the sum of the numbers in each column will be larger than the total number of people tested.**

Reporting lab	Inconclusive	Negative	Positive	Percent positive	Total
UR MEDICINE LABS- CENTRAL LABORATORY		375	26	6%	401
ELMCROFT PINECREST	1	373	27	7%	401
Bay Breeze Senior Living and Rehabilitation Center		347	53	13%	400
HCSO OCCUPATIONAL HEALTH AND WELLNESS CENTER		321	78	20%	399
BAY VILLAGE OF SARASOTA INC		396	3	1%	399
SUN COUNTRY PEDIATRICS PLLC	9	353	37	9%	399
HARDEE MANOR HEALTH CARE CENTER	1	393	4	1%	398
PALM BEACH PEDIATRICS PA	2	344	52	13%	398
MEDFAST URGENT CARE CENTER		167	231	58%	398
BAPTIST PRIMARY CARE INC	1	370	27	7%	398
ADVENTHEALTH EXPRESS CARE AT		326	72	18%	398
PENSACOLA PEDIATRICS, PA		382	16	4%	398
MINI ER AND URGENT CARE		289	105	27%	394
Coastal Health and Rehabilitation Center		380	12	3%	392
OCEAN VIEW NURSING AND REHAB CENTER		369	22	6%	391
EXCEL PEDIATRICS		332	58	15%	390
Vi at Lakeside Village Skilled Nursing		374	15	4%	389
BARBER		13	376	97%	389
SPECIALTY HEALTH AND REHABILITATION CENTER		362	25	6%	387
ROSEWOOD HEALTH AND REHABILITATION CENTER		362	25	6%	387
Stacey Health Care Centers Inc. dba Riverside Care Center		355	30	8%	385
CHEEK AND SCOTT DRUGS INC		317	68	18%	385
AVANTE AT MT DORA		376	8	2%	384
HENDRY REGIONAL MEDICAL CENTER		108	275	72%	383
MADISON FACILITY INC		375	7	2%	382
BARTON HEALTH ALLIANCE	3	334	45	12%	382
BROOKDALE PADDOCK HILLS	2	378	2	1%	382
BOCA BIOLISTICS REFERENCE LABORATORY	3	253	126	33%	382
SERENADES IN THE VILLAGES		329	53	14%	382
SEA BREEZE REHAB AND NURSING CENTER□		372	9	2%	381
RITECARE MEDICAL CENTER		291	90	24%	381
SIGNATURE HEALTHCARE OF NORTH FLORIDA		376	4	1%	380
CORAL TRACE HEALTH CARE□	2	372	5	1%	379
VILLAGE DOCTORS FAMILY MEDICAL CENTER OF		311	67	18%	378
ACCESS MEDICAL CENTER	1	344	33	9%	378
NAIA		377	1	0%	378
24/7 PEDIATRIC CARE CENTERS INC		356	21	6%	377
JACKSONVILLE KIDS PEDIATRICS, PLLC		341	35	9%	376
BAYA PHARMACY WEST		8	368	98%	376
MY HEALTHY BLUEPRINT BY BAPTIST HEALTH CARE		313	63	17%	376
SOLARIS HEALTHCARE PARKWAY	2	355	18	5%	375
FAIR HAVENS CENTER, OPCO		368	7	2%	375
BAYSHORE DIAGNOSTICS		328	46	12%	374
BAPTIST HEALTH URGENT CARE AT PLANTATION		311	63	17%	374
SPRINGTREE REHAB & HEALTH CARE CENTER		348	24	6%	372
Life Care Center at Inverrary		362	10	3%	372
VETERANS AFFAIRS MEDICAL CENTER - LAKE CITY		52	320	86%	372

COVID-19: testing by laboratory

Data through Apr 26, 2021 verified as of Apr 27, 2021 at 09:25 AM

Data in this report are provisional and subject to change.

The numbers in the table below represent the number of Florida and non-Florida residents for whom test results were received by the Department of Health. A person can be tested by more than one laboratory and can have both positive and negative results. **Therefore, the sum of the numbers in each column will be larger than the total number of people tested.**

Reporting lab	Inconclusive	Negative	Positive	Percent positive	Total
URGENT CARE BETHESDA	1	318	52	14%	371
LAKE BALDWIN		355	16	4%	371
MACDILL AIR FORCE BASE		330	41	11%	371
INFORM DIAGNOSTICS		361	9	2%	370
RENAISSANCE AT THE TERRACES		364	6	2%	370
ST CATHERINE'S WEST REHABILITATION HOSPITAL		357	13	4%	370
LASER & SURGERY CENTER OF THE PALM BEACHES☐		368	2	1%	370
KISSIMMEE FACILITY OPERATIONS LLC		345	24	7%	369
COLOR GENOMICS, INC.	4	359	6	2%	369
ADVENT HEALTH - TAMPA		148	221	60%	369
ARCPOINT LABS OF SARASOTA MANATEE		285	83	23%	368
EPWORTH VILLAGE RETIREMENT COMMUNITY		362	6	2%	368
Solaris HealthCare Imperial		360	8	2%	368
TRENTON MEDICAL CENTER INC DBA PALMS MEDICAL GROUP	4	270	93	25%	367
BEAR CREEK NURSING CENTER		362	5	1%	367
FL HUD DESTIN, LLC D/B/A GRAND BOULEVARD HEALTH		326	39	11%	365
SANFORD LABORATORIES		333	32	9%	365
Solaris Healthcare Coconut Creek		358	6	2%	364
HAINES CITY REHABILITATION AND NURSING CENTER		338	24	7%	362
LAKE EUSTIS HEALTH AND REHABILITATION CENTER		354	8	2%	362
Palmetto Subacute Care Center		350	11	3%	361
ELMHURST HOSPITAL CENTER	1	329	30	8%	360
HOLIDAY CVS LLC DBA CVS/PHARMACY #0440		343	16	4%	359
ESTERO ISLAND MEDICAL CENTER		286	73	20%	359
LUIS A GHIGLINO MD PA		347	11	3%	358
AVANTE AT LEESBURG INC		352	5	1%	357
MANOR CARE OF NAPLES FL LLC		353	4	1%	357
COMMUNITY HEALTH AND REHABILITATION CENTER		293	63	18%	356
PEACHTREE IMMEDIATE CARE		292	63	18%	355
Marshall Health and Rehabilitation Center		304	49	14%	353
The Care Center at Pinellas Park	1	340	12	3%	353
VILLAGE AT VIENNA SQUARE,THE☐	6	329	17	5%	352
ADVANCED AMBULATORY SURGERY CENTER		339	13	4%	352
RIVERS FAMILY MEDICINE PA		267	85	24%	352
MY CLINICAL LAB		223	129	37%	352
BAPTIST HEALTH SOUTH FLORIDA - WEST BOCA URGENT CARE		289	63	18%	352
TAVARES PEDIATRICS		298	53	15%	351
CORAL BAY HEALTHCARE AND REHABILITATION	1	338	12	3%	351
FOUNTAIN INN NURSING & REHABILITATION CTR, INC		344	6	2%	350
FAMILY CARE PARTNERS OF NE FLORIDA LLC		273	74	21%	347
HEALTH DESIGNS		332	14	4%	346
VILLAGE PLACE NH LLC☐		314	32	9%	346
SELECT REFERENCE LABORATORIES, LLC	1	333	12	3%	346
HOLLEY NAVARRE MEDICAL CLINIC		266	79	23%	345
USAFSAM/PHE		175	170	49%	345
ARGO SENIOR LIVING AT HAVERHILL		323	21	6%	344
FLORIDA HEALTH CARE PLANS			344	100%	344

COVID-19: testing by laboratory

Data through Apr 26, 2021 verified as of Apr 27, 2021 at 09:25 AM

Data in this report are provisional and subject to change.

The numbers in the table below represent the number of Florida and non-Florida residents for whom test results were received by the Department of Health. A person can be tested by more than one laboratory and can have both positive and negative results. **Therefore, the sum of the numbers in each column will be larger than the total number of people tested.**

Reporting lab	Inconclusive	Negative	Positive	Percent positive	Total
SOUTHWEST ORLANDO FAMILY MEDICINE, PL		285	59	17%	344
AVON PARK PEDIATRICS INC	3	303	38	11%	344
BAYFRONT MEDICAL		305	38	11%	343
ADVENT HEALTH CENTRA CARE - PALM COAST		80	262	77%	342
The Grove Health and Rehabilitation		318	24	7%	342
CRONOS CLINICAL LABORATORY	22	227	91	27%	340
REGENTS PARK OF BOCA RATON□		336	4	1%	340
PALMS REHABILITATION AND HEALTHCARE CENTER		302	38	11%	340
FRICKS PHARMACY		276	63	19%	339
DEPARTMENT OF HEALTH BUREAU OF FAMILY		330	8	2%	338
KEY WEST HEALTH AND REHAB	1	329	8	2%	338
MEDICAL CENTER AT OCEAN REEF,THE		321	17	5%	338
AVENTURA REHAB AND NURSING CENTER		321	16	5%	337
Concordia Village of Tampa AL		332	5	1%	337
JACKSON PLAZA NURSING & REHAB CENTER	6	322	9	3%	337
ST JOSEPH'S HOSPITAL LABORATORY		1	334	100%	335
KENNEDY PAIN CLINIC GROUP LLC		301	34	10%	335
JACKSONVILLE VA UNIVERSITY OPC	4	322	9	3%	335
MIAMI CEREBRAL PALSY RESIDENTIAL		334	1	0%	335
SUNCOAST URGENT CARE		253	82	24%	335
LIFE BRITE	1	316	17	5%	334
RULEME CENTER	2	301	30	9%	333
Avante at St Cloud, Inc.		323	10	3%	333
Surrey Place Healthcare and Rehabilitation		331	2	1%	333
NORTH PINELLAS STATMED QUICK QUALITY CLINICS		236	97	29%	333
HOSPICE OF LAKE & SUMTER INC	1	323	8	2%	332
LabCorp (Non-Interfaced)	2	129	201	61%	332
PHYSICIANS REGIONAL WALK-IN		196	136	41%	332
GOOD SAMARITAN SOCIETY-DAYTONA		311	21	6%	332
CITY OF PORT SAINT LUCIE		307	24	7%	331
DELTONA HEALTH CARE		307	24	7%	331
Life Care Center at Wells Crossing		309	21	6%	330
FLORIDA KEYS PEDIATRICS & ADOLESCENT CENTER		311	18	5%	329
MACCLENNY NURSING AND REHAB		311	18	5%	329
POMPANO REHABILITATION AND NURSING CTR		324	4	1%	328
ROSEN MEDICAL CENTER		286	42	13%	328
ST JUDE CHILDREN'S RESEARCH HOSPITAL		313	15	5%	328
Avante at Inverness		325	3	1%	328
ST LUCIE EMPLOYEE HEALTH & WELLNESS CENTER		317	10	3%	327
AMERICAN FINNISH NURSING HOME	2	317	8	2%	327
MANORCARE AT LELY PALMS		321	5	2%	326
SILVER CREEK SENIOR LIVING COMMUNITY		321	5	2%	326
LODGE HEALTH AND REHABILITATION CENTER, THE		292	33	10%	325
PIONEER CLINICAL LAB, LLC		212	113	35%	325
SIGNATURE HEALTHCARE AT THE COURTYARD		277	47	15%	324
ST JAMES HEALTH AND REHABILITATION CENTER		237	87	27%	324
WESTCHESTER GARDENS LIMITED PARTNERSHIP		314	9	3%	323

COVID-19: testing by laboratory

Data through Apr 26, 2021 verified as of Apr 27, 2021 at 09:25 AM

Data in this report are provisional and subject to change.

The numbers in the table below represent the number of Florida and non-Florida residents for whom test results were received by the Department of Health. A person can be tested by more than one laboratory and can have both positive and negative results. **Therefore, the sum of the numbers in each column will be larger than the total number of people tested.**

Reporting lab	Inconclusive	Negative	Positive	Percent positive	Total
REHABILITATION CENTER OF LAKE CITY, THE		295	28	9%	323
EAST RIDGE RETIREMENT VILLAGE		320	3	1%	323
PHYSICIANS PRIMARY CARE OF SOUTHWEST FLORIDA	1	304	17	5%	322
DAYTONA BEACH HEALTH AND REHAB CENTER		320	2	1%	322
EDGEWATER AT WATERMAN VILLAGE,THE		305	16	5%	321
LUTHERAN HAVEN		312	9	3%	321
Life Care Center of Sarasota		307	13	4%	320
COLLIER COUNTY JAIL		318	2	1%	320
BIOCEPT		297	22	7%	319
PruittHealth Santa Rosa		225	94	29%	319
CRYSTAL RIVER HEALTH & REHAB		316	3	1%	319
GENETIC TECHNOLOGICAL INNOVATIONS, LLC		306	13	4%	319
AVELLINO LAB USA, INC	1	304	13	4%	318
HEATHER HILL HEALTHCARE CENTER		270	47	15%	317
ACCURATE DIAGNOSTIC LABS, INC		299	18	6%	317
Avante at Orlando	1	309	6	2%	316
TALLAHASSEE NHHI LLC	1	288	27	9%	316
MEDEXPRESS LUTZ		3	312	99%	315
BAY COUNTY SHERIFFS OFFICE JAIL FACILITY		262	53	17%	315
HUNT CLUB PEDIATRIC ASSOCIATES, P.A.		269	45	14%	314
HOMESTEAD MANOR	2	270	41	13%	313
GENESIS MEDICAL LABORATORY MIAMI FL.		83	230	73%	313
CROSS POINTE CARE CENTER	2	305	6	2%	313
NAPHCARE, INC AT MANATEE COUNTY JAIL		286	26	8%	312
STATMED QUICK QUALITY CLINIC AT NORTH PINELLAS		66	246	79%	312
CENTERSTONE OF FLORIDA☐		285	26	8%	311
TIERRA PINES CENTER		297	13	4%	310
AFTER HOURS PEDIATRICS INC	1	1	308	99%	310
WILLISTON PEDIATRICS PA	1	269	39	13%	309
ENCOMPASS HEALTH REHABILITATION OF SEA PINES		308	1	0%	309
OSPREY LODGE		248	59	19%	307
RAPID RELIABLE TESTING NY LLC		294	12	4%	306
LAKELAND REGIONAL HEALTH SYSTEMS INC		39	266	87%	305
CLARE BRIDGE ORMOND BEACH	1	303			304
PERSONALIZED GENETIC TESTING	3	200	100	33%	303
HOLISTIC PEDIATRICS GROUP LLC		280	23	8%	303
WHITE WILSON MEDICAL IMMEDIATE CARE NICEVILLE		77	226	75%	303
SILVERCREST HEALTH AND REHABILITATION CENTER	3	292	8	3%	303
LAKE PARK OF MADISON		291	11	4%	302
ARDEN COURTS OF TAMPA☐	2	294	6	2%	302
ARCPPOINT LABS OF ST PETERSBURG		209	91	30%	300
CONSULATE HEALTH CARE OF SAFETY HARBOR		293	7	2%	300
SARAPATH DIAGNOSTICS		172	127	42%	299
BUENA VISTA URGENT CARE		264	34	11%	298
PONTE VEDRA GARDENS		297	1	0%	298
PEDIATRICS IN BREVARD PA- ROCKLEDGE		253	45	15%	298
ELLENTON PEDIATRICS PA		280	18	6%	298

COVID-19: testing by laboratory

Data through Apr 26, 2021 verified as of Apr 27, 2021 at 09:25 AM

Data in this report are provisional and subject to change.

The numbers in the table below represent the number of Florida and non-Florida residents for whom test results were received by the Department of Health. A person can be tested by more than one laboratory and can have both positive and negative results. **Therefore, the sum of the numbers in each column will be larger than the total number of people tested.**

Reporting lab	Inconclusive	Negative	Positive	Percent positive	Total
APOLLO HEALTH & REHABILITATION		290	7	2%	297
Chatsworth at PGA National, LLC		283	13	4%	296
220 GOLDEN, LLC	1	279	16	5%	296
BROOKDALE DESTIN		284	12	4%	296
HAVEN OF OUR LADY OF PEACE INC		288	8	3%	296
BAYA POINTE NURSING AND REHABILITATION		212	83	28%	295
CYPRESS COVE		289	6	2%	295
CONCIMED LLC		264	31	11%	295
ALLIANCE PEDIATRICS PA		288	7	2%	295
Sunset Point Center		291	4	1%	295
LONGWOOD FAMILY PRACTICE		226	69	23%	295
GULF COAST MEDICAL CENTER		289	6	2%	295
FLORIDA ATLANTIC UNIVERSITY STUDENT HEALTH		243	51	17%	294
HIGHLANDS URGENT CARE			293	100%	293
RIVERWOOD HEALTH NH LLC		254	39	13%	293
NORTHWEST MEDICAL CENTER CLINICAL LABORATORY		175	118	40%	293
renaissance health and rehabilitation center		266	26	9%	292
JUPITER MEDICAL CENTER URGENT CARE - STUART		223	68	23%	291
BIOIQ		243	48	16%	291
CONEY ISLAND HOSPITAL	1	278	11	4%	290
DE LUNA HEALTH AND REHABILITATION CENTER		266	23	8%	289
West Melbourne Health and Rehabilitation Center		288	1	0%	289
STERLING HOUSE OF DELAND		288	1	0%	289
AUBURN UNIVERSITY MEDICAL CLINIC		227	62	21%	289
WESTWOOD HEALTHCARE SNF		243	46	16%	289
Rehabilitation Center for Park Place LLC		278	11	4%	289
AMERICAN HEALTH ASSOCIATES INC	1	270	18	6%	289
PALM GARDEN OF GAINESVILLE	2	285	2	1%	289
USA HEALTH UNIVERSITY HOSPITAL CLINICAL LABORATORY	1	278	10	3%	289
DOCTORS MEMORIAL HOSPITAL		158	131	45%	289
LAKE SIDE NEUROLOGIC		274	13	5%	287
Terrace Health and Rehab		283	4	1%	287
W FRANK WELLS NURSING HOME		258	29	10%	287
ARBOR FACILITY INC		283	4	1%	287
Solaris Senior Living North Naples ALF		277	9	3%	286
AMERICAN RESEARCH LABS		249	36	13%	285
SUNRISE DIAGNOSTIC LABORATORY		231	53	19%	284
CHIPOLA HEALTH AND REHAB		266	18	6%	284
AURORA DIAGNOSTICS BERNHARDT LABORATORIES PATHOLOGY SERVICE		190	93	33%	283
DAVID SCOTT MADWAR MD PA		254	29	10%	283
MIDWAY PRIMARY CARE, LLC	11	180	91	32%	282
JACKSONVILLE UNIVERSITY	1	266	15	5%	282
SANDY PINES	2	237	43	15%	282
PROTEUS MOLECULAR AND CLINICAL LAB	1	169	112	40%	282
PAVILION FOR HEALTHCARE, THE		279	3	1%	282
CHIPOLA MEDICAL ASSOCIATES, LLC		205	76	27%	281
HARBOURWOOD	1	272	7	3%	280

COVID-19: testing by laboratory

Data through Apr 26, 2021 verified as of Apr 27, 2021 at 09:25 AM

Data in this report are provisional and subject to change.

The numbers in the table below represent the number of Florida and non-Florida residents for whom test results were received by the Department of Health. A person can be tested by more than one laboratory and can have both positive and negative results. **Therefore, the sum of the numbers in each column will be larger than the total number of people tested.**

Reporting lab	Inconclusive	Negative	Positive	Percent positive	Total
PALMS FACILITY INC		264	16	6%	280
VETERANS AFFAIRS MEDICAL CENTER - MIAMI		2	278	99%	280
JUPITER MEDICAL CENTER URGENT CENTER		231	48	17%	279
PORT CHARLOTTE HMA		246	33	12%	279
BRENTWOOD RETIREMENT COMMUNITY	5	240	34	12%	279
QUICK CARE MED LLC	1	220	58	21%	279
FARAH MEDICAL		263	15	5%	278
MEDICATION ROOMS-CSU/CI NURSE STATION	1	264	13	5%	278
BROWARD NURSING & REHABILITATION CTR	8	256	14	5%	278
SIGNATURE HEALTHCARE OF ORANGE PARK		274	4	1%	278
ST VINCENT'S AMBULATORY CARE INC DBA	2	240	35	13%	277
AMELIA MEDICAL CARE		119	158	57%	277
PROFESSIONAL URGENT CARE SERVICES		226	51	18%	277
PRUITT HEALTH-SANTA ROSA		275	2	1%	277
Crossbreeze care center	1	274	2	1%	277
LAKE VIEW CARE CENTER AT DELRAY		270	6	2%	276
FIRST CHOICE PEDIATRICS INC		242	34	12%	276
VILLAGES REGIONAL HOSPITAL SURGERY CENTER LLC, THE		218	58	21%	276
Chatham Glen Healthcare and Rehabilitation Center		266	9	3%	275
NASSAU COUNTY JAIL		229	45	16%	274
Glades West Rehabilitation and Nursing Center		266	8	3%	274
WALGREENS 10670		237	36	13%	273
HEARTLAND PEDIATRICS OF LAKE PLACID PA	1	239	33	12%	273
WASHINGTON REHAB AND NURSING		262	10	4%	272
FIRST CHOICE PRIMARY CARE		216	56	21%	272
BOND CLINIC, PA		201	70	26%	271
PREMIER PLACE AT THE GLENVIEW		261	9	3%	270
PBC FIREFIGHTER BENEFIT FUND WELLNESS CENTER		225	45	17%	270
ADVENT HEALTH CARE CENTER	9	246	14	5%	269
DOS OF NORTH SHORES NURSING & REHAB CENTER		269			269
COLLIER PHARMACY		218	51	19%	269
FAMILY MEDICAL CARE OF PALM BEACH		190	79	29%	269
ATLANTIC URGENT CARE		186	82	31%	268
D PEDIATRICS		245	23	9%	268
ADVENT HEALTH CENTRA CARE - ORMOND BEACH		113	155	58%	268
AMERICAN ESOTERIC LAB-BIRMINGHAM		263	4	1%	267
ST MARK VILLAGE	1	261	5	2%	267
SURREY PLACE CARE CENTER		259	7	3%	266
THE PLAYERS CHAMPIONSHIP		265			265
SERANADES BY SONATA WEST ORANGE		236	29	11%	265
Cross Gardens Care Center		263	1	0%	264
SHC College Park		262	2	1%	264
FORT MYERS REHABILITATION AND NURSING CENTER		237	26	10%	263
LEESBURG PEDIATRICS		227	36	14%	263
NADAL PEDIATRICS		217	45	17%	262
MILLENNIUM PHYSICIAN GROUP LLC		228	34	13%	262
NORTH FLORIDA PEDIATRICS - MARIANNA		221	40	15%	261

COVID-19: testing by laboratory

Data through Apr 26, 2021 verified as of Apr 27, 2021 at 09:25 AM

Data in this report are provisional and subject to change.

The numbers in the table below represent the number of Florida and non-Florida residents for whom test results were received by the Department of Health. A person can be tested by more than one laboratory and can have both positive and negative results. **Therefore, the sum of the numbers in each column will be larger than the total number of people tested.**

Reporting lab	Inconclusive	Negative	Positive	Percent positive	Total
CLIFFORD CHESTER SIMS VA NURSING HOME		251	9	3%	260
BRADEN RIVER REHABILITATION CENTER LLC		258	2	1%	260
VI AT BENTLEY VILLAGE HOME CARE		258	1	0%	259
CONSULATE HEALTHCARE OF KISSIMMEE		247	12	5%	259
Jacaranda Manor		257	2	1%	259
STAR CARE		214	44	17%	258
FLORIDA WOMAN CARE LABORATORY LLC		232	26	10%	258
HOSPICE OF ST FRANCIS INC□		251	7	3%	258
AZALEA TRACE		245	13	5%	258
ADVENT HEALTH - ORLANDO		195	63	24%	258
TERRACES OF LAKE WORTH CARE CENTER□		245	12	5%	257
LAKEVIEW INTERNAL MEDICINE		195	62	24%	257
BAYVIEW CENTER		251	6	2%	257
MIAMI JEWISH HEALTH SYSTEMS, INC	4	243	10	4%	257
MARTIN MEMORIAL MEDICAL CENTER LAB		128	129	50%	257
AVANTE AT ORMOND BEACH INC		248	8	3%	256
SEAVIEW NURSING AND REHABILITATION CENTER		245	10	4%	255
Sunnyside Nursing Home		251	3	1%	254
SHELL POINT VILLAGE MEDICAL CENTER		246	7	3%	253
KR at Hillsborough Lakes/Lutz Healthcare		242	10	4%	252
VETERANS AFFAIRS ORLANDO VA MEDICAL CENTER			251	100%	251
BUREAU OF CLINICAL LABORATORIES		209	42	17%	251
STUART - FAIRGROUNDS		219	32	13%	251
FLORIDA CLINICAL LABORATORY-BIOREFERENCE LABORATORIES		99	152	61%	251
FELLOWSHIP HOME AT THE FAIRWAY LLC		244	7	3%	251
MARTIN ACQUISITION 1 LLC DBA		236	14	6%	250
EVENT MED SERVICES LABORATORY		244	5	2%	249
CCS - JOSEPH V CONTE		247	2	1%	249
CARRINGTON PLACE OF ST PETE LLC		242	6	2%	248
HCTB INC		202	46	19%	248
HOMESTEAD VILLAGE		237	11	4%	248
UCC - WELLINGTON		3	245	99%	248
ADVENTHEALTH EXPRESS CARE AT WESLEY CH		218	29	12%	247
Consulate Health Care of St. Petersburg		240	7	3%	247
Heritage Healthcare at Tallahassee		239	7	3%	246
AVECINA MOBILE		121	125	51%	246
ROSEWOOD HEALTHCARE & REHABILITATION CENTER		239	6	2%	245
ST AUGUSTINE HEALTH & REHAB CENTER		244	1	0%	245
TRUE NORTH HEALTH NAVIGATION LLC DBA DISPATCHHEALTH	1	204	40	16%	245
IMA MEDICAL GROUP		170	75	31%	245
REGENTS PARK AT AVENTURA		229	15	6%	244
MALABAR/ADVENT CENTRA CARE		48	196	80%	244
ST ANTHONYS REHABILITATION HOSPITAL	9	233	2	1%	244
WHITE WILSON MEDICAL CENTER IMMEDIATE CARE		135	108	44%	243
PATHWAY PHARMACY		202	41	17%	243
Orchid Cove at Sarasota		242	1	0%	243
OAKBROOK HEALTH AND REHABILITATION CENTER	1	228	14	6%	243

COVID-19: testing by laboratory

Data through Apr 26, 2021 verified as of Apr 27, 2021 at 09:25 AM

Data in this report are provisional and subject to change.

The numbers in the table below represent the number of Florida and non-Florida residents for whom test results were received by the Department of Health. A person can be tested by more than one laboratory and can have both positive and negative results. **Therefore, the sum of the numbers in each column will be larger than the total number of people tested.**

Reporting lab	Inconclusive	Negative	Positive	Percent positive	Total
EDGEWOOD NURSING CENTER		232	10	4%	242
TGH		1	241	100%	242
ARCHER HEALTH VENTURES, LLC		217	25	10%	242
BARTRAM CROSSING		242			242
GOOD SAMARITAN CARES		236	5	2%	241
CAREATC CITY OF TAMPA	11	195	35	15%	241
CLARE BRIDGE OF SARASOTA		238	2	1%	240
AMERICAN HOUSE SENIOR LIVING		189	51	21%	240
LAKE SIDE HEALTH CENTER		240			240
SPRINGS AT LAKE POINTE WOODS		238	2	1%	240
PALM GARDEN OF AVENTURA		236	4	2%	240
SOUTHLAND SUITES OF ORMOND BEACH	4	236			240
STERLING HOUSE OF WINTER HAVEN		237	3	1%	240
DEPT OF VA MEDICAL CENTER - MIAMI	1	227	11	5%	239
CARENOW LAKE MARY		45	194	81%	239
ORANGE COUNTY HEALTH DEPT		228	11	5%	239
Flagler Health and Rehabilitation		235	3	1%	238
PADDOCK RIDGE		235	3	1%	238
WALGREENS 4915	1	211	24	10%	236
Lake Port Square Health Center		219	17	7%	236
Avante at Lake Worth, Inc.		232	4	2%	236
CAREATC, INC.	1	226	8	3%	235
OAK HAMMOCK AT THE UNIVERSITY OF FLORIDA		229	6	3%	235
SAMIR EBEID MD		212	23	10%	235
FLORIDA HEALTH CARE PLAN INC		2	233	99%	235
KINDRED HOSPITAL THE PALM BEACHES		230	5	2%	235
BAY TREE CARE AND REHABILITATION CENTER		197	38	16%	235
GUEST HOUSE OCALA, THE		225	10	4%	235
ADVANCED MEDICAL GROUP		1	232	100%	233
LCS SANDHILL COVE LLC DBA	6	218	9	4%	233
MANDARIN PEDIATRICS		210	23	10%	233
ADVENT HEALTH - PALM HARBOR ER		186	47	20%	233
SOLARIS SENIOR LIVING VERO BEACH		224	8	3%	232
life Care Center of Melbourne		215	17	7%	232
FREEDOM SQUARE NURSING CENTER		220	12	5%	232
PINELLAS CARE CENTER		195	36	16%	231
Signature healthcare of Jacksonville		226	5	2%	231
A PLUS PEDIATRICS		203	28	12%	231
THE RESIDENCE AT TIMBER PINES	4	202	25	11%	231
Lakewood Nursing Center		198	33	14%	231
ARDEN COURTS OF FORT MYERS		224	7	3%	231
ManorCare Health Services-Palm Harbor	1	229	1	0%	231
NORTH FLORIDA PEDIATRICS PA - DUVAL		202	29	13%	231
LYNN HAVEN SPORTS COMPLEX-WALKON CLINIC		21	209	91%	230
FORT PIERCE HEALTH CARE		222	7	3%	229
ASCENSION MEDICAL GROUP		5	223	98%	228
BARBARA O'REILLY MD PA		224	4	2%	228

COVID-19: testing by laboratory

Data through Apr 26, 2021 verified as of Apr 27, 2021 at 09:25 AM

Data in this report are provisional and subject to change.

The numbers in the table below represent the number of Florida and non-Florida residents for whom test results were received by the Department of Health. A person can be tested by more than one laboratory and can have both positive and negative results. **Therefore, the sum of the numbers in each column will be larger than the total number of people tested.**

Reporting lab	Inconclusive	Negative	Positive	Percent positive	Total
MORSELIFE MEMORY CARE RESIDENCE		219	9	4%	228
CHILDREN MED CARE INC		195	33	14%	228
MEDICAL CONSULTANTS OF FLORIDA LLC	1	193	34	15%	228
SUNLIFE PHARMACY		199	28	12%	227
ST PETERSBURG PEDIATRICS-EAST BAY	1	190	35	15%	226
WIREGRASS DIRECT PRIMARY CARE PLLC□		190	36	16%	226
PARKS HEALTHCARE & REHABILITATION CTR	4	211	11	5%	226
GEORGE SAFRAN MD PC		212	14	6%	226
The Ponce Therapy Care Center		222	4	2%	226
NSPIRE HEALTHCARE LAUDERHILL		219	6	3%	225
RIVERSIDE RECOVERY OF TAMPA		224	1	0%	225
ALLSOUTH URGENT CARE		52	173	77%	225
PARK MEADOWS HEALTH AND REHABILITATION CENTER		224	1	0%	225
ADVENT HEALTH - LAKE NONA		193	32	14%	225
CORAL GABLES NURSING & REHABILITATION CENTER		214	10	4%	224
BORLAND GROOVER CLINIC	1	186	37	17%	224
ESCAMBIA COUNTY JAIL	2	168	54	24%	224
INN AT ASTON GARDENS, THE		216	8	4%	224
DISCOVERY VILLAGE AT MELBOURNE		197	27	12%	224
LEHIGH VALLEY GENOMICS			223	100%	223
ARDEN COURTS OF SEMINOLE		182	41	18%	223
CORAL REEF NURSING & REHABILITATION CENTER		215	8	4%	223
CONSULATE HEALTH CARE OF MELBOURNE		218	5	2%	223
PINNACLES PEDS CARE PA		222			222
BAY VUE NURSING AND REHABILITATION CENTER		211	11	5%	222
DOCTORS MEMORIAL FAMILY MEDICINE	2	153	67	30%	222
VITAS HEALTHCARE CORPORATION OF FL		207	15	7%	222
CCS - PAUL REIN DETENTION FACILITY		156	66	30%	222
COLONY CLUB ALF,THE	1	208	13	6%	222
FLAGLER COUNTY DETENTION CENTER		208	13	6%	221
VIERA DEL MAR HEALTH AND REHABILITATION CENTER		209	12	5%	221
Boynton Beach Rehabilitation Center	2	213	5	2%	220
CONCORD LIFE SCIENCES LLC	2	201	17	8%	220
SUPERIOR RESIDENCES OF PANAMA CITY BEACH		213	7	3%	220
GATTOLINE ENTERPRISES, INC. DBA FAMILY CARE PHARMACY		179	40	18%	219
Kindred Hospital South Florida Hollywood SNU		211	8	4%	219
ANGELS DIAGNOSTIC GROUP		174	45	21%	219
LAKE REGIONAL URGENT CARE		12	207	95%	219
WOOD LAKE HEALTH AND REHABILITATION CENTER		219			219
MATHISON RETIREMENT COMMUNITY, INC	1	208	10	5%	219
Avante at Melbourne		214	5	2%	219
ADVENT HEALTH CENTRA CARE - DAYTONA BEACH		94	125	57%	219
YOUR FAMILY WALK-IN CLINIC		16	203	93%	219
CLINICAL LABS OF HAWAII		218			218
SACRED HEART HEALTH SYSTEM INC		181	37	17%	218
LAKE PORT SQUARE		200	17	8%	217
THE MANOR AT CARPENTERS		185	32	15%	217

COVID-19: testing by laboratory

Data through Apr 26, 2021 verified as of Apr 27, 2021 at 09:25 AM

Data in this report are provisional and subject to change.

The numbers in the table below represent the number of Florida and non-Florida residents for whom test results were received by the Department of Health. A person can be tested by more than one laboratory and can have both positive and negative results. **Therefore, the sum of the numbers in each column will be larger than the total number of people tested.**

Reporting lab	Inconclusive	Negative	Positive	Percent positive	Total
MACTOWN, INC		215	2	1%	217
HUNT CLUB PEDIATRIC ASSOCIATES PA		150	67	31%	217
ST. CLOUD REGIONAL MEDICAL CENTER		199	18	8%	217
KENILWORTH CARE & REHABILITATION CENTER		200	17	8%	217
BROOKDALE ATRIM WAY		210	6	3%	216
Taylor Care Center		210	5	2%	215
ABSOLUTE HEALTH INTERNAL MEDICINE AND PEDIATRICS		191	24	11%	215
VILLA MARIA WEST SKILLED NURSING FACILITY		207	8	4%	215
GATEWAY/ADVENT CENTRA CARE	1	24	190	88%	215
The Waterford		212	3	1%	215
BENDERSON FAMILY SKILLED NURSING AND □		198	17	8%	215
BLOCK, NATION, CHASE, AND SMOLEN FAMILY MEDICINE		157	57	27%	214
FIRSTCARE CLINIC		120	94	44%	214
BONITA PHARMACY		194	20	9%	214
KEY LARGO - LARGO CARGO		193	21	10%	214
CONSULATE HEALTH CARE OF WINTER HAVEN		209	4	2%	213
BOCA RATON REHABILITATION CENTER	4	205	4	2%	213
POCONO MEDICAL CENTER		212	1	0%	213
Consulate Healthcare of West Palm Beach		197	16	8%	213
LIFE CARE CENTER OF PORT ST. LUCIE		201	12	6%	213
San Jose Health & Reabilitation		207	6	3%	213
JUNO DERMATOLOGY LLC		194	18	8%	212
UNIVERSITY OF MIAMI		77	135	64%	212
FULGENT GENETICS	3	166	43	20%	212
Bayside Health and Rehabilitation		181	31	15%	212
PEDIATRIC SPECIALISTS MEDICAL GROUP □	1	188	22	10%	211
LABCORP BURLINGTON	1	157	53	25%	211
SOUTH BALDWIN REGIONAL MEDICAL CENTER		197	14	7%	211
GLENRIDGE ON PALMER RANCH,THE		202	8	4%	210
GOOD SAMARITAN SOCIETY OF DELAND		199	11	5%	210
HEALTH FIRST - HOLMES REGIONAL MEDICAL CENTER		32	178	85%	210
MEASE COUNTRYSIDE HOSPITAL		2	208	99%	210
MCW MENTAL HEALTH LLC		206	4	2%	210
Royal Oaks Nursing and Rehab		209	1	0%	210
Nspire Health Care Kendall		199	10	5%	209
THE PALACE NURSING AND REHABILITATION CENTER		209			209
TUSCAN GARDENS OF PALM COAST		203	6	3%	209
Whispering Oaks	11	175	23	11%	209
PALMS MEDICAL GROUP HIGH SPRINGS		174	35	17%	209
Sunrise Health and Rehabilitation Center		200	8	4%	208
ESCAMBIA COUNTY JAIL DETENTION DIVISION		203	5	2%	208
Hampton Court Nursing and Rehabilitation Center		206	2	1%	208
MIAMI VA HEALTHCARE SYSTEM			208	100%	208
RITE MEDICAL CARE PC		204	3	1%	207
LAB CORP	1	120	86	42%	207
HIALEAH SHORES NURSING AND REHAB CENTER		199	8	4%	207
ARDEN COURTS OF DELRAY BEACH FL LLC	3	194	10	5%	207

COVID-19: testing by laboratory

Data through Apr 26, 2021 verified as of Apr 27, 2021 at 09:25 AM

Data in this report are provisional and subject to change.

The numbers in the table below represent the number of Florida and non-Florida residents for whom test results were received by the Department of Health. A person can be tested by more than one laboratory and can have both positive and negative results. **Therefore, the sum of the numbers in each column will be larger than the total number of people tested.**

Reporting lab	Inconclusive	Negative	Positive	Percent positive	Total
TARPON POINT NURSING AND REHABILITATION CENTER		203	3	1%	206
NEW YORK CITY DEPARTMENT OF HEALTH & MENTAL		171	35	17%	206
MIRACLE HILL NURSING & REHABILITATION CENTER INC		200	6	3%	206
ALL SEASONS NAPLES LLC□		198	8	4%	206
FLORIDA DEPARTMENT OF HEALTH IN TAYLOR COUNTY	1	161	43	21%	205
HOSPITAL FOR SPECIAL SURGERY		202	3	1%	205
Cross Terrace REhabitation		203	2	1%	205
Signature Healthcare of Ormond		204	1	0%	205
DISCOVERY VILLAGE AT NAPLES		187	17	8%	204
REGENCY PARK		186	18	9%	204
HEALTHPOINT MED GRP OF THE EMERALD COAST LLC		167	37	18%	204
PALM HARBOR FAMILY PRACTICE & WALK-IN		157	47	23%	204
PCB CLINIC		159	45	22%	204
PATHGROUP LABS LLC		97	106	52%	203
BROOKDALE OF SPRING HILL	9	192	2	1%	203
BVM THE BRIDGES LLC		202	1	0%	203
WORKPLACE SCREENING INTELLIGENCE			203	100%	203
PATRIOT MEDICAL LABORATORIES		195	8	4%	203
SENIOR LIVING VII TAMPA LLC□	1	193	9	4%	203
POLK COUNTY HEALTH DEPARTMENT		178	24	12%	202
ADVENT HEALTH CENTRA CARE - APOPKA NORTH		172	30	15%	202
EDWARD J HEALEY REHAB & NURSING CENTER		202			202
Governors Creek Health and Rehabilitation	1	198	2	1%	201
CLERMONT URGENT CARE			201	100%	201
VAMC WEST PALM LAB		5	196	98%	201
AMA MEDICAL GROUP LLC		169	32	16%	201
HERITAGE HEALTHCARE AND REHABILITATION CENTER		195	5	3%	200
JACKSON COUNTY HEALTH DEPARTMENT		151	49	25%	200
BARKLEY PLACE	1	194	5	3%	200
FLORIDA MEDICAL CLINIC LLC		126	74	37%	200
AVANTE OF BOCA RATON		198	1	1%	199
GRACE PEDIATRICS		168	31	16%	199
XPRESS URGENT CARE- PORT ST. LUCIE		71	128	64%	199
ADVENT HEALTH - CARROLLWOOD	4	169	26	13%	199
VILLAGE PEDIATRICS LLC		168	30	15%	198
DOLPHIN POINTE HEALTH CARE LLC		175	23	12%	198
LAUREL POINT CARE ACQUISITION LLC DBA SANDGATE GARDENS REHAB AND NURSI		171	27	14%	198
DEPARTMENT OF HEALTH & HUMAN SERVICES		198			198
JACKSONVILLE NURSING AND REHAB CENTER		189	8	4%	197
ABBIEJEAN RUSSELL CARE CENTER□		195	1	1%	196
NADAL PEDIATRICS - VICTORIA STREET (3385)		167	29	15%	196
RIVERWOOD CENTER,THE□		186	10	5%	196
NO FLORIDA PEDIATRICS, PA		169	27	14%	196
BRUCE S WEST MD	1	193	1	1%	195
Heritage Park Rehabilitation & Healthcare		177	18	9%	195
BEACON AT GULF BREEZE, THE	2	181	11	6%	194
HIGHLANDS LAKE CENTER		188	5	3%	193

COVID-19: testing by laboratory

Data through Apr 26, 2021 verified as of Apr 27, 2021 at 09:25 AM

Data in this report are provisional and subject to change.

The numbers in the table below represent the number of Florida and non-Florida residents for whom test results were received by the Department of Health. A person can be tested by more than one laboratory and can have both positive and negative results. **Therefore, the sum of the numbers in each column will be larger than the total number of people tested.**

Reporting lab	Inconclusive	Negative	Positive	Percent positive	Total
FINLAY CLINICAL LABORATORY INC	1	39	153	79%	193
SARNO EXTENDED HOURS		124	69	36%	193
FEDERATION CCRC OPERATIONS CORP		192	1	1%	193
CARE CENTERS OF NASSAU		190	3	2%	193
GEORGIA DEPARTMENT OF PUBLIC HEALTH	1	5	186	97%	192
CYPRESS POINT LIVING, LLC		177	15	8%	192
FIRST CHOICE PEDIATRICS SEMORAN		98	94	49%	192
SUMMERFIELD EMERGENCY ROOM		144	47	25%	191
HEALTH LINK DIAGNOSTIC LABORATORIES		182	9	5%	191
NEO GENOMICS - FORT MYERS	1	183	6	3%	190
MAGNOLIA DIAGNOSTICS, LLC	4	158	28	15%	190
CHARTER SENIOR LIVING OF PANAMA CITY BEACH		169	21	11%	190
PHYSICIANS REGIONAL MEDICAL CENTER - PINE RIDGE		20	169	89%	189
VIPEDIATRICS PLLC		174	15	8%	189
LAKE WALES OPERATING GROUP LLC		184	5	3%	189
VIERA MANOR ASSISTED LIVING RESIDENCE		182	7	4%	189
GLADES HEALTH CARE CENTER		186	3	2%	189
TUSCAN GARDENS OF VENETIA MANAGEMENT COMPANY		175	14	7%	189
ZON BEACHSIDE LLC		151	37	20%	188
OCEAN REEF MEDICAL CENTER		150	38	20%	188
HAWKINS FAMILY MEDICINE LLC	1	136	51	27%	188
NIGHT LITE PEDIATRICS WINTER GARDEN		144	44	23%	188
SUNY UPSTATE MEDICAL UNIVERSITY		173	15	8%	188
BENTON HOUSE AT OAKLEAF		158	30	16%	188
WOMEN'S CARE FLORIDA LABORATORY		183	5	3%	188
LIFE CARE CENTER OF ALTAMONTE SPRINGS		157	31	16%	188
PLANTATION NURSING & REHAB CENTER		187			187
JEFFERSON COUNTY HEALTH DEPARTMENT-MONTICELLO		146	41	22%	187
US MEDICAL CARE, INC		164	23	12%	187
CANTERFIELD OF OCALA, LLC		175	11	6%	186
KINDRED HOSPITAL MELBOURNE	1	179	6	3%	186
ANTHEM LAKES LLC		151	35	19%	186
NORTH BEACH REHABILITATION CENTER		184	2	1%	186
CSL PLASMA		31	155	83%	186
FLORIDA HEALTH CARE PLANS INC		2	183	99%	185
ROSECASTLE OF ZEPHRHILLS		182	3	2%	185
EMBRY RIDDLE AERONAUTICAL UNIVERSITY HEALTH SERVICES		1	184	99%	185
ADVENT		172	13	7%	185
CANTERFIELD OF CLAY COUNTY		147	38	21%	185
WALGREENS #06012		162	23	12%	185
BAPTIST HEALTH PRIMARY CARE	1	134	50	27%	185
PPC-LAB EDI ORCHARD BI		176	9	5%	185
PEDIATRICS OF GREATER ORLANDO		157	28	15%	185
BROOKDALE ORANGE PARK		182	2	1%	184
ST. JAMES BAY HEALTH AND REHABILITATION CENTER		183	1	1%	184
PRIMECARE OF DOTHAN		130	54	29%	184
Belleair Healthcare Center		178	6	3%	184

COVID-19: testing by laboratory

Data through Apr 26, 2021 verified as of Apr 27, 2021 at 09:25 AM

Data in this report are provisional and subject to change.

The numbers in the table below represent the number of Florida and non-Florida residents for whom test results were received by the Department of Health. A person can be tested by more than one laboratory and can have both positive and negative results. **Therefore, the sum of the numbers in each column will be larger than the total number of people tested.**

Reporting lab	Inconclusive	Negative	Positive	Percent positive	Total
ARDEN COURTS OF LARGO FL, LLC		162	22	12%	184
NSPIRE HEALTHCARE TAMARAC		144	40	22%	184
BAY EDUCATORS WELLNESS CENTER		126	57	31%	183
EXOSOME DIAGNOSTICS	1	163	19	10%	183
ADVENT HEALTH CENTRA CARE - WESLEY CHAPEL		13	170	93%	183
Lehigh Acres Health and Rehabilitation		171	12	7%	183
PALM GARDEN OF PINELLAS		182			182
BAYA URGENT CARE LLC		153	28	15%	181
CVS		47	134	74%	181
Emory L Bennett State Veterans Nursing Home		178	3	2%	181
The Inn at Sarasota Bay Club		179	2	1%	181
RDV SPORTSPLEX PEDIATRICS		153	28	15%	181
AMERICAN FAMILY MEDICAL LLC		137	43	24%	180
STERLING HOUSE OF PUNTA GORDA		179	1	1%	180
WEST COAST FAMILY MEDICAL CARE		145	35	19%	180
BRIGHTON EGGERT PHARMACY INC		173	7	4%	180
NORTH FLORIDA INTERNAL MEDICINE PA		144	34	19%	178
MOBILE INFIRMARY MED CENTER PATH LAB		163	15	8%	178
CAYUGA MEDICAL CENTER AT ITHACA		173	5	3%	178
SEMINOLE TRIBE OF FLORIDA		147	31	17%	178
MID FLORIDA PATHOLOGY LLC MOBILE UNIT #4		125	53	30%	178
EAST NEW YORK DIAGNOSTIC AND TREATMENT		169	9	5%	178
NO FLORIDA PEDIATRICS, PA - BRADFORD		147	30	17%	177
ROSECASTLE OF CITRUS		147	30	17%	177
ADVENT HEALTH CENTRA CARE - CARROLLWOOD		5	172	97%	177
ASTON GARDENS AT PELICAN MARSH		169	7	4%	176
FHMG-FLORIDA HOSPITAL MEDICAL GROUP		150	26	15%	176
GENE BY GENE		61	115	65%	176
FLORIDA DEPARTMENT OF HEALTH IN ALACHUA COUNTY -		162	14	8%	176
Madison Health and Rehabilitation Center		139	36	21%	175
KINDRED HOSPITAL - SOUTH FLORIDA		171	4	2%	175
ORLANDO HEALTH EMERGENCY DEPARTMENT		163	12	7%	175
LAKEVIEW TERRACE RETIREMENT COMMUNITY		156	19	11%	175
QUEENS HOSPITAL CENTER	1	164	10	6%	175
MINUTECLINIC DIAGNOSTIC OF TEXAS, LLC		158	17	10%	175
QUALITY URGENT CARE AND WELLNESS PL	3	124	47	27%	174
GULFCOAST PEDIATRICS		163	11	6%	174
Signature Healthcare of Palm Beach		172	2	1%	174
ANCHOR CARE AND REHABILITATION CENTER		173	1	1%	174
BAYCARE HEALTH SYSTEMS	1	6	167	96%	174
CENTRAL FLORIDA HEALTHCARE GROUP LLC		151	22	13%	173
TRADITION MEDICAL CENTER LABORATORY		55	118	68%	173
SUWANNEE VALLEY NURSING CENTER		158	14	8%	172
FORT WALTON REHABILITATION CENTER		133	39	23%	172
URGENT CARE OF THE PALM BEACHES, NORTH PALM BEACH			172	100%	172
COASTAL INTERNAL MEDICINE		133	39	23%	172
BRANDON COMMUNITY HEALTH CENTER		147	25	15%	172

COVID-19: testing by laboratory

Data through Apr 26, 2021 verified as of Apr 27, 2021 at 09:25 AM

Data in this report are provisional and subject to change.

The numbers in the table below represent the number of Florida and non-Florida residents for whom test results were received by the Department of Health. A person can be tested by more than one laboratory and can have both positive and negative results. **Therefore, the sum of the numbers in each column will be larger than the total number of people tested.**

Reporting lab	Inconclusive	Negative	Positive	Percent positive	Total
BROOKDALE FORT MYERS THE COLONY		167	4	2%	171
WOODBIDGE FACILITY INC		165	6	4%	171
PEDIATRIC ASSOCIATES AT ARGYLE PA		163	7	4%	170
Life Care Center of Orlando		164	5	3%	169
MERCY MEDICAL URGENT CARE CENTER INC		114	55	33%	169
KINDRED HOSPITAL SOUTH FLORIDA		134	35	21%	169
WILTON MANORS HEALTH & REHABILITATION CENTER		160	9	5%	169
HEARTLAND HEALTHCARE AND REHAB CENTER		146	22	13%	168
PANAMA CITY DEVELOPMENTAL CENTER□		168			168
ADVENT HEALTH CENTRA CARE - TEMPLE TERRACE	1	104	63	38%	168
WESLEY HAVEN VILLA	1	132	35	21%	168
MD NOW MEDICAL CENTERS INC		130	38	23%	168
CENTRAL FLORIDA HEALTH SERVICES		134	33	20%	167
MEADOWCREST FAMILY PHYSICIANS		98	69	41%	167
WEST		148	19	11%	167
TERRACE AT HOBE SOUND, THE	1	154	12	7%	167
FINNISH AMERICAN REST HOME-ALF		165	2	1%	167
OSPREY VILLAGE AT AMELIA ISLAND LTD		157	10	6%	167
Peninsula Care and Rehab		154	12	7%	166
ANYLABTEST NOW		158	8	5%	166
HAZELDEN FLORIDA	1	158	7	4%	166
MINUTECLINIC DIAGNOSTIC		156	9	5%	165
CITRUS HEALTH AND REHAB		132	33	20%	165
THE ARLINGTON OF NAPLES INC.		162	3	2%	165
BROOKDALE BONITA SPRINGS		162	3	2%	165
KRYSTAL BAY NURSING AND REHABILITATION		158	6	4%	164
NORTH PORT REHABILITATION AND NURSING CENTER□		163	1	1%	164
BRADENTON HEALTH CARE		163			163
TRI COUNTY NURSING HOME		162	1	1%	163
PRECISION GENETICS, INC		157	6	4%	163
WRIGHTS HEALTH CARE AND REHABILITATION CENTER		133	30	18%	163
WALGREENS #04809	1	143	19	12%	163
PROMPT CARE OF CENTRAL FLORIDA			163	100%	163
HEARTLAND SOUTH JACKSONVILLE OF JACKSONVILLE FL ,		163			163
ADVENTHEALTH MEDICAL GROUP FAMILY MEDICINE AT		122	40	25%	162
DESOTO PALMS ALF		155	6	4%	161
MAINSTREAM DIAGNOSTIC LABORATORY LLC		136	25	16%	161
SOMERBY LAKE NONA		154	7	4%	161
JPR URGENT MEDICAL CARE		157	4	2%	161
ISLAND HEALTH AND REHABILITATION CENTER		159	2	1%	161
DAVITA LABS	4	157			161
KEYSTONE REHAB		160			160
ARCADIA HEALTH AND REHABILITATION CENTER		100	60	38%	160
GREENBRIAR REHABILITATION AND NURSING CENTER	1	159			160
TUSCAN ISLE CHAMPIONSGATE OP CO LLC		158	2	1%	160
WALTON PLACE		160			160
F&T MEDICAL RESEARCH, INC		160			160

COVID-19: testing by laboratory

Data through Apr 26, 2021 verified as of Apr 27, 2021 at 09:25 AM

Data in this report are provisional and subject to change.

The numbers in the table below represent the number of Florida and non-Florida residents for whom test results were received by the Department of Health. A person can be tested by more than one laboratory and can have both positive and negative results. **Therefore, the sum of the numbers in each column will be larger than the total number of people tested.**

Reporting lab	Inconclusive	Negative	Positive	Percent positive	Total
ALLCARE MEDICAL CENTERS PC		135	24	15%	159
ARDEN COURTS OF PALM HARBOR		139	20	13%	159
BROOKDALE PENSACOLA		158	1	1%	159
POINTE, THE		131	28	18%	159
Nemours Children's Urgent Care		80	79	50%	159
SOUTH GEORGIA MEDICAL CENTER		108	51	32%	159
ATMORE COMMUNITY HOSPITAL LABORATORY		131	28	18%	159
WUESTHOFF REF LABORATORY			158	100%	158
HOSPICE OF THE TREASURE COAST		153	5	3%	158
CITRUS MEMORIAL HOSPITAL			158	100%	158
ALL FLORIDA FAMILY AND SPORTS MEDICINE		134	23	15%	157
DOCTORS MEMORIAL FAMILY PRACTICE	2	119	36	23%	157
BIGGERS FAMILY MEDICINE PA	1	142	14	9%	157
TIMBERRIDGE NURSING HOME & REHAB		123	34	22%	157
GRAND AVE PHARMACY		112	45	29%	157
Englewood Healthcare and Rehab		141	15	10%	156
GRAVITY DIAGNOSTICS		56	100	64%	156
WALGREENS 6221		138	18	12%	156
DIAMOND RIDGE		147	8	5%	155
COCOA BEACH/ADVENT CENTRA		41	114	74%	155
PROVIDENCE HOSPITAL LABORATORY		147	8	5%	155
FAMILY EXTENDED CARE OF CENTRAL TAMPA		137	18	12%	155
AMERICAN HOUSE COCONUT POINT		133	21	14%	154
CHERRY OAK PALM BEACH COUNTY		146	8	5%	154
PRUITT HEALTH		152	2	1%	154
PALMETTTO FACILITY INC	1	153			154
CORE BIO LABS		76	78	51%	154
CARE RESOURCE COMMUNITY HEALTH CENTERS INC		147	7	5%	154
FAWCETT MEMORIAL HOSPITAL-LAB		39	115	75%	154
PHYSICIAN PARTNERS PERRY		89	64	42%	153
SUNNY HILLS ALF OF SEBRING INC		140	13	8%	153
NAPHCARE, INC.		142	10	7%	152
MINUTECLINIC DIAGNOSTIC OF SOUTH CARO		128	24	16%	152
CRANE CENTER		121	31	20%	152
CLEARWATER STATMED QUICK QUALITY CLINICS		43	109	72%	152
FAWCETT MEMORIAL HOSPITAL LABORATORY			151	100%	151
ADVENTHEALTH HOSPICE CARE CENTRAL FLORIDA		147	4	3%	151
NAVARRE GARDENS LLC		126	25	17%	151
TGH URGENT CARE - SEMINOLE			151	100%	151
REFUAH HEALTH CENTER LABORATORY		143	8	5%	151
ORANGE COUNTY CORRECTIONS HEALTH SERVICES		121	30	20%	151
CROSSWINDS HEALTH AND REHABILITATION CENTER	1	147	2	1%	150
The Crossroads		149	1	1%	150
LABORATORY OF FLORIDA		97	53	35%	150
HARBOR BEACH NURSING AND REHABILITATION CENTER		136	14	9%	150
GOLD CHOICE SENIOR COMMUNITIES		109	41	27%	150
PALM BEACH COUNTY HEALTH DEPT LAB	4	139	7	5%	150

COVID-19: testing by laboratory

Data through Apr 26, 2021 verified as of Apr 27, 2021 at 09:25 AM

Data in this report are provisional and subject to change.

The numbers in the table below represent the number of Florida and non-Florida residents for whom test results were received by the Department of Health. A person can be tested by more than one laboratory and can have both positive and negative results. **Therefore, the sum of the numbers in each column will be larger than the total number of people tested.**

Reporting lab	Inconclusive	Negative	Positive	Percent positive	Total
PRECISION HEALTH RESOURCES, LLC	1	133	15	10%	149
MACKOUL PEDIATRICS FORT MYERS		130	19	13%	149
LEE MEMORIAL HEALTH SYSTEM HEALTH FAIR		142	6	4%	148
MILLENNIUM LAB SERVICES			148	100%	148
AEGIS MEDICAL GROUP		124	24	16%	148
SEAGRASS VILLAGE FLEMING ISLAND		111	37	25%	148
FLORIDA DEPARTMENT OF HEALTH IN WALTON COUNTY		134	14	9%	148
LIFE CARE CENTER OF JACKSONVILLE□		127	21	14%	148
SONATA COCONUT CREEK	2	122	23	16%	147
PROVISTA DIAGNOSTICS, INC		144	3	2%	147
MEMORY CARE OF NAPLES		146	1	1%	147
ALLIANCE PEDIATRICS		116	31	21%	147
CLINICA HISPANA		1	146	99%	147
DAYSPRING VILLAGE		125	22	15%	147
MD NOW MEDICAL CENTERS, INC.		116	31	21%	147
East Bay Rehabilitation Center		113	34	23%	147
Quail Run Health Care Center		146			146
WEDGEWOOD HEALTHCARE CENTER		94	52	36%	146
BOSTON RED SOX CLUB LP		144	2	1%	146
OPPENHEIMER PLASTIC SURGERY LLC		141	5	3%	146
OCALA CBOC		138	8	5%	146
REGENCY OAKS HEALTH CENTER		144	2	1%	146
Gabisa Medical LLC		144	1	1%	145
BROOKDALE CAPE CORAL		145			145
REGENCY CARE OF BLOUNTSTOWN LLC		135	10	7%	145
ADVENTHEALTH CENTRA CARE PONCIANA	1	81	63	43%	145
DAYSPRING SENIOR LIVING LLC		143	2	1%	145
MAGNOLIA MEDICAL CLINIC		34	110	76%	144
WINDSOR OF LAKEWOOD RANCH,THE		142	2	1%	144
WILLOWBROOKE COURT AT ST ANDREWS ESTATES		139	5	3%	144
NCRNC INC		140	4	3%	144
SMILEY MEDICAL GROUP		108	35	24%	143
MINUTECLINIC LLC #4987		126	17	12%	143
JEFFERY WEINZWEIG		2	141	99%	143
MV MEDICAL PRACTICE DBA PRIMARY URGENT CARE		136	7	5%	143
OAKS OF KISSIMMEE HEALTH AND REHABILITATION CENTER		139	3	2%	142
OAKHURST CENTER		135	7	5%	142
Summit Medical Group		130	12	8%	142
DB MD		126	16	11%	142
WILLOW BROOKE COURT AT AZALEA TRACE		138	3	2%	141
RESEARCH CENTERS OF AMERICA, LLC		117	24	17%	141
PORT ST LUCIE REHABILITATION AND HEALTHCARE		98	43	30%	141
GATEWAY CARE CENTER		139	2	1%	141
NOVARI CARE LLC		97	44	31%	141
LabCorp L#09258090 M#09258105		74	67	48%	141
UNITED CLINICAL LABORATORIES		132	9	6%	141
CORNERSTONE MEDICAL CARE OF BRANDON PL		115	26	18%	141

COVID-19: testing by laboratory

Data through Apr 26, 2021 verified as of Apr 27, 2021 at 09:25 AM

Data in this report are provisional and subject to change.

The numbers in the table below represent the number of Florida and non-Florida residents for whom test results were received by the Department of Health. A person can be tested by more than one laboratory and can have both positive and negative results. **Therefore, the sum of the numbers in each column will be larger than the total number of people tested.**

Reporting lab	Inconclusive	Negative	Positive	Percent positive	Total
LONGWOOD CARDIOLOGY			140	100%	140
GRAND VILLA OF ORMOND BEACH		134	6	4%	140
Gulf Coast Healthcare (Longwood Health and Rehab		118	21	15%	139
JOHN KNOX VILLAGE OF CENTRAL FLORIDA		134	5	4%	139
CARENOW URGENT CARE - LAKE MARY			139	100%	139
GRAND OAKS HEALTH & REHABILITATION		138	1	1%	139
ARDEN COURTS OF LELY PALMS□		137	2	1%	139
GARDENS HEALTH NH LLC		136	3	2%	139
MANOR AT BLUEWATER BAY		131	7	5%	138
AMERICAN PATHOLOGY PARTNERS		136	2	1%	138
AHEC CLINIC		8	130	94%	138
KINDRED HOSPITAL NORTH FLORIDA	3	127	8	6%	138
Centre Pointe Health and Rehabilitation Center		127	11	8%	138
ADVENT HEALTH CENTRA CARE - CITRUS PARK		9	129	93%	138
MANOR CARE OF PALM HARBOR		135	3	2%	138
NORTHEAST FLORIDA STATE HOSP-NURSING		137	1	1%	138
ADVENT HEALTH CENTRA CARE - DELAND		28	110	80%	138
Lakeside Nursing and Rehabilitation Center	1	112	25	18%	138
HIGHLANDS MEDICAL CENTER		134	3	2%	137
A2Z DIAGNOSTICS		136	1	1%	137
MED COMP SCIENCES		3	134	98%	137
WELLNOW URGENT CARE PC		135	2	1%	137
HARBORCHASE OF VERO BEACH	1	117	19	14%	137
DIAGNOSTIC LABORATORY OF OKLAHOMA		111	26	19%	137
SPRING HAVEN RETIREMENT	1	133	3	2%	137
DOCTOR'S IN HOUSE LABORATORY		18	119	87%	137
CLARE BRIDGE OF CAPE CORAL	1	135			136
SONATA DELRAY BEACH		125	11	8%	136
LONGWOOD HEALTH AND REHABILITATION CENTER		124	12	9%	136
ARIZONA DEPARTMENT OF HEALTH SERVICES		5	131	96%	136
ADVENT HEALTH CENTRA CARE - ORANGE CITY	1	53	82	60%	136
LANDMARK HOSPITAL SOUTHWEST FLORIDA LLC		131	5	4%	136
OAKS OF CLEARWATER, THE		132	3	2%	135
SONATA WEST		133	2	1%	135
GRAND VILLA OF LAKELAND		129	6	4%	135
PEDIATRIC CARE CENTER		135			135
IRL MARKET LAB ALACHUA		104	31	23%	135
SANDALWOOD NURSING CENTER		127	7	5%	134
STEWART MEDICAL GROUP		34	100	75%	134
SOUTH CAMPUS FACILITY INC		122	12	9%	134
ADVANCED MEDICAL CENTER		86	48	36%	134
BIODESIX, INC.		102	32	24%	134
SANIBEL INTERNAL MEDICINE, LLC		129	5	4%	134
SUNY UPSTATE OVERFLOW LABORATORY		134			134
VITAS HEALTHCARE		122	11	8%	133
SEVEN HILLS HEALTH AND REHABILITATION CENTER		117	16	12%	133
The Crossings		131	2	2%	133

COVID-19: testing by laboratory

Data through Apr 26, 2021 verified as of Apr 27, 2021 at 09:25 AM

Data in this report are provisional and subject to change.

The numbers in the table below represent the number of Florida and non-Florida residents for whom test results were received by the Department of Health. A person can be tested by more than one laboratory and can have both positive and negative results. **Therefore, the sum of the numbers in each column will be larger than the total number of people tested.**

Reporting lab	Inconclusive	Negative	Positive	Percent positive	Total
LABCORP RTP		54	79	59%	133
OHI WEST INC		120	13	10%	133
AMERICAN HOUSE-BONITA SPRINGS☐		131	1	1%	132
CENTRACARE		18	114	86%	132
TURNING POINT OF TAMPA		125	7	5%	132
ALTERNATIVE LIVING, INC DBA TWIN CITIES PAVILION		129	3	2%	132
COASTAL DETOX		129	3	2%	132
VITAS HEALTHCARE CORPORATION OF FLORIDA		128	4	3%	132
SONNIS PEDIATRICS PA		118	14	11%	132
ST PETERSBURG PEDIATRICS-MLK JUNIOR BLVD		122	10	8%	132
LAKELAND REGIONAL HEALTH LAKE MIRIAM	3	87	42	32%	132
THE REHABILITATION CENTER OF LAKE CITY		127	5	4%	132
THE WELLNESS CENTER AT LAKEWOOD RANCH		43	88	67%	131
INTEGRATED REGIONAL LABORATORIES		119	12	9%	131
FOUNTAINS OF HOPE LLC, THE		130	1	1%	131
BAY REGIONAL URGENT CARE	1	87	43	33%	131
MICRO PATH LABORATORIES INC		127	3	2%	130
COQUINA CENTER		125	5	4%	130
CHARLES CROFT MD	1	127	2	2%	130
MINUTECLINIC DIAGNOSTIC OF NORTH CAROL		105	25	19%	130
MOOSEHAVEN LIFE CARE CENTER		130			130
SUNRISE SENIOR LIVING OF JACKSONVILLE		120	9	7%	129
BMHSI-AEL MICROBIOLOGY LABORATORY	2	102	25	19%	129
MORTON PLANT HOSPITAL NURSING		2	127	98%	129
ROHR HOME		125	4	3%	129
QUICK CARE MED PL CR		80	49	38%	129
ARBOR TERRACE SAN JOSE LLC	3	124	2	2%	129
ST JOHNS COUNTY DETENTION CENTER		129			129
TRI-COUNTY NURSING HOME		117	12	9%	129
SURFSIDE URGENT CARE		105	23	18%	128
PANAMA PHARMACY	3	107	18	14%	128
SHOAL CREEK REHABILITATION CENTER		85	42	33%	127
MEYER PEDIATRICS		111	16	13%	127
DIATHERIX LABORATORIES		73	54	43%	127
THE CLUB AND REHABILITATION CENTER		126	1	1%	127
HILLSBOROUGH COUNTY DEVELOPMENTAL CTR☐	1	117	9	7%	127
L&S SENIOR CARE DBA ARCADIA OAKS	4	122	1	1%	127
GESSLER CLINIC PA		98	29	23%	127
IQBAL A FARUQUI MD☐		93	34	27%	127
KINDRED HOSPITAL-BAY AREA-ST PETERSBURG LAB	1	120	6	5%	127
SOLARIS SENIOR LIVING OF MERRITT ISLAND		121	5	4%	126
ORANGE PARK PEDIATRICS		115	11	9%	126
SEMINOLE SPORTS AND FAMILY MEDICINE		110	16	13%	126
BROOKDALE PALM COAST		125			125
FLORIDA DEPARTMENT OF HEALTH IN LAKE COUNTY	1	79	45	36%	125
HEARTLAND PHARMACY LAKE PLACID, INC		94	31	25%	125
PALMS EDGE	1	115	8	6%	124

COVID-19: testing by laboratory

Data through Apr 26, 2021 verified as of Apr 27, 2021 at 09:25 AM

Data in this report are provisional and subject to change.

The numbers in the table below represent the number of Florida and non-Florida residents for whom test results were received by the Department of Health. A person can be tested by more than one laboratory and can have both positive and negative results. **Therefore, the sum of the numbers in each column will be larger than the total number of people tested.**

Reporting lab	Inconclusive	Negative	Positive	Percent positive	Total
KEYSTYLE LIVING LLC	1	122	1	1%	124
ARBOR GLEN AT ARBOR TRACE	2	113	9	7%	124
NORTH FL SOUTH GA HCS-MALCOM RANDALL VAMC			124	100%	124
SUMMIT MEDICAL GROUP PA		113	11	9%	124
ISLAND URGENT CARE PLLC DBA AFC URGENT CARE		123	1	1%	124
Mt Sinai Aventura			124	100%	124
WINDERMERE MEDICAL CENTER		119	5	4%	124
ADVENT HEALTH CENTRA CARE - BRANDON		31	93	75%	124
FLORIDA ATLANTIC UNIVERSITY		116	8	6%	124
CITRUS MEMORIAL HEALTH SYSTEM LAB		2	121	98%	123
PEDIATRIC SERVICES AND BREATHING CENTER PA		94	29	24%	123
TIFFANY HALL NURSING AND REHAB CENTER		114	9	7%	123
MONTEFIORE MEDICAL CENTER LABORATORIES - MOSES		113	10	8%	123
AVOW HOSPICE INC		123			123
GENEDX		48	75	61%	123
PICH KTM CORP DBA MEDTOWN PHARMACY		106	17	14%	123
PSL NAPLES BH OPERATIONS, LLC		123			123
VILLAGE ON THE ISLE		117	6	5%	123
ARDEN COURTS OF WEST PALM BEACH		122	1	1%	123
WESTCHESTER MEDICAL CENTER	1	116	5	4%	122
THREE OAKS PHARMACY INC		109	13	11%	122
GRAND VILLA OF DELAND		114	8	7%	122
MINUTECLINIC DIAGNOSTIC OF RHODE ISLAND, LLC #729		118	4	3%	122
PRIME HEALTH OF NORTH PORT LLC		102	20	16%	122
PANCARE HEALTH GULF COUNTY		94	28	23%	122
PHYSICIANS REGIONAL CLINIC		92	30	25%	122
TGH URGENT CARE - TYRONE		3	119	98%	122
MINUTECLINIC DIAGNOSTIC OF NORTH CARO		107	15	12%	122
PARKVIEW HEALTH		121	1	1%	122
ADVENTHEALTH MEDICAL GROUP PRIMARY CARE		112	9	7%	121
THE COURTYARD ASSISTED LIVING		117	4	3%	121
SIGNATURE HEALTHCARE OF PORT CHARLOTTE		114	7	6%	121
SACRED HEART MEDICAL GROUP URGENT CARE		99	22	18%	121
Sandy Ridge Center for Rehabilitation and Healing		100	21	17%	121
Crystal Health & Rehab Center		115	6	5%	121
PINELLAS COUNTY JAIL			121	100%	121
BROOKDALE JENSEN BEACH		118	3	2%	121
LATE HOURS URGENT CARE		63	58	48%	121
URGENT CARE TCMA			121	100%	121
EC OPCO CARROLLWOOD LLC		114	7	6%	121
HOSPICE OF MARTIN & ST LUCIE, INC		118	3	2%	121
FHMG LAKE MARY PEDS		105	16	13%	121
QUALITY URGENT CARE AND WELLNESS		77	43	36%	120
HOBDAIRI FAMILY HEALTH LLC		83	37	31%	120
ARBOR TERRACE ORTEGA LLC	2	116	2	2%	120
BLOCK NATION CHASE		98	22	18%	120
FLAGLER COLLEGE HEALTH SERVICES		86	34	28%	120

COVID-19: testing by laboratory

Data through Apr 26, 2021 verified as of Apr 27, 2021 at 09:25 AM

Data in this report are provisional and subject to change.

The numbers in the table below represent the number of Florida and non-Florida residents for whom test results were received by the Department of Health. A person can be tested by more than one laboratory and can have both positive and negative results. **Therefore, the sum of the numbers in each column will be larger than the total number of people tested.**

Reporting lab	Inconclusive	Negative	Positive	Percent positive	Total
MATHISON RETIREMENT COMMUNITY		114	5	4%	119
Hialeah Nursing And Rehabilitation Center		113	6	5%	119
FHMG- FLORIDA HOSPITAL MEDICAL GROUP		105	14	12%	119
MED ONE AT SAINT AUGUSTINE		87	32	27%	119
J FRANK AVEY MD		93	26	22%	119
Fouraker Hills Rehab and Nursing		110	9	8%	119
MY CLINICAL LAB INC		17	102	86%	119
RDX BIOSCIENCE		60	59	50%	119
COASTAL HEALTH AND REHAB		110	9	8%	119
SH HERON EAST LLC		103	15	13%	118
ISLAND DOCTORS		23	95	81%	118
VILLAS OF HOLLY BROOK - BRADENTON 14TH		116	2	2%	118
BROWARD HEALTH CORAL SPRINGS EPIDEMIOLOGY DEPT		1	117	99%	118
NEIGHBORHOOD MEDICAL CENTER		112	5	4%	117
Alhambra Health and Rehabilitation		117			117
HOSPICE OF THE EMERALD COAST INC - PANAMA CITY	2	108	7	6%	117
UNIVERSITY HEALTH SYSTEM INC		106	11	9%	117
Golfview Healthcare Center		111	6	5%	117
BROOKDALE COLONIAL PARK	2	114	1	1%	117
DELAND WELLNESS CENTER			116	100%	116
MD 365 MEDICAL CARE		115	1	1%	116
BELVEDERE COMMONS OF FORT WALTON BEACH		106	10	9%	116
LEE COUNTY SCHOOL DISTRICT	1	108	7	6%	116
SUNFLOWER SPRINGS ASSISTED LIVING		105	10	9%	115
SOUTH BALDWIN MEDICAL CENTER GULF SHORES		92	23	20%	115
BAY PINES MEDICAL ASSOCIATES		1	114	99%	115
TREASURE COAST MEDICAL ASSOCIATES		4	111	97%	115
ADVANCED EMURGENT CARE		28	87	76%	115
WESTWOOD NURSING & REHAB		81	34	30%	115
CABANA AT JENSEN DUNES, THE		111	4	3%	115
TREASURE COAST FORENSIC TREATMENT CTR		94	21	18%	115
UNIVERSITY MEDICAL CENTER SUITES		100	14	12%	114
ELAN BUENA VISTA		97	17	15%	114
KINGS BAY PEDIATRICS LLC		108	6	5%	114
TUSCAN ISLE OPERATING COMPANY LLC DBA		110	4	4%	114
UNIVERSTIY CENTER MEDICAL LLC DBA	1	108	5	4%	114
PATRICK AIR FORCE BASE		7	107	94%	114
ARDEN COURTS OF SARASOTA		97	17	15%	114
GIBBENS FAMILY MEDICAL, LLC		95	19	17%	114
Courtyards of Orlando Care Center		102	12	11%	114
PUTNAM COUNTY SHERIFFS OFFICE		104	10	9%	114
VITAS HEALTHCARE CORP OF FLORIDA		112	1	1%	113
AESTHETIC SURGERY CENTER OF WINTER PARK, THE	3	105	5	4%	113
CARE CENTERS OF NASSAU, LLC - HENDRICKS RD		112	1	1%	113
VIERA HOSPITAL			113	100%	113
ALLIED HEALTH FORT PIERCE		112			112
TREASURE COAST PRIMARY CARE		91	21	19%	112

COVID-19: testing by laboratory

Data through Apr 26, 2021 verified as of Apr 27, 2021 at 09:25 AM

Data in this report are provisional and subject to change.

The numbers in the table below represent the number of Florida and non-Florida residents for whom test results were received by the Department of Health. A person can be tested by more than one laboratory and can have both positive and negative results. **Therefore, the sum of the numbers in each column will be larger than the total number of people tested.**

Reporting lab	Inconclusive	Negative	Positive	Percent positive	Total
VRL EUROFINs - HAWAII		112			112
TALLAHASSEE VA OPC		105	7	6%	112
CLEVELAND CLINIC FOUNDATION		12	100	89%	112
OMNI HEALTHCARE, INC		106	5	5%	111
CSL PLASMA INC		8	103	93%	111
ALL MY KIDS PEDIATRICS INC		78	33	30%	111
G & R HEALTH MART PHARMACY		91	20	18%	111
MG PORT CHARLOTTE II SUBTENANT LLC		99	12	11%	111
CAN COMMUNITY HEALTH		108	2	2%	110
MINUTECLINIC DIAGNOSTIC OF OHIO LLC		88	22	20%	110
LAKE HOUSE ASSISTED LIVING		93	17	15%	110
LENOX HILL HOSPITAL		101	9	8%	110
EMERALD COAST BEHAVIORAL HOSPITAL		103	6	6%	109
NORTH SHORE MEDICAL LABS	1	101	7	6%	109
Riviera Health Resort		108	1	1%	109
AU HEALTH		93	16	15%	109
CONSULATE HEALTH CARE OF SARASOTA	1	108			109
CAREMOUNT MEDICAL - PATHOLOGY		105	4	4%	109
ASHRAF MEDICAL GROUP PLLC DBA PULSE MD		105	3	3%	108
EVANS HEALTH CARE		106	2	2%	108
North Lake Care Center		107	1	1%	108
MENORAH HOUSE		106	1	1%	107
MINUTECLINIC DIAGNOSTIC OF SOUTH CAROLINA, LLC		87	20	19%	107
Ocala Oaks Rehabilitation Center		101	6	6%	107
ADVENT HEALTH - FOUR CORNERS ER		73	34	32%	107
NAVY HOSPITAL			107	100%	107
TROPICANA MANUFACTURING COMPANY INC		101	6	6%	107
BAY VIEW HEALTHCARE		85	22	21%	107
HARBORCHASE OF NAPLES		93	14	13%	107
BROOKDALE CANOPY OAKS		74	32	30%	106
HEART OF FLORIDA REGIONAL MED CTR		35	71	67%	106
325TH MEDICAL GROUP		87	19	18%	106
NORTH FLORIDA EVALUATION AND TREATMENT CENTER	2	99	5	5%	106
WHITE PLAINS HOSPITAL CENTER LAB		102	4	4%	106
BLISS HEALTHCARE SERVICES	1	80	25	24%	106
ELMCROFT OF BELLA VITA		98	8	8%	106
BAPTIST MEDICAL CENTER SOUTH		83	22	21%	105
SOUTH LAKE PEDIATRICS		91	14	13%	105
MAJESTIC OAKS		102	3	3%	105
TOTAL CARE PLUS LLC			105	100%	105
ST PETERSBURG PEDIATRICS-SEMINOLE		92	13	12%	105
PALM BAY HOSPITAL			105	100%	105
EXPRESS DOCS LLC		11	94	90%	105
MEDICAL CONSULTANTS OF FLORIDA DBA	1	90	14	13%	105
LECONTE MEDICAL CENTER LAB		85	19	18%	104
GRANDE, THE	2	98	4	4%	104
VISTA MANOR		92	12	12%	104

COVID-19: testing by laboratory

Data through Apr 26, 2021 verified as of Apr 27, 2021 at 09:25 AM

Data in this report are provisional and subject to change.

The numbers in the table below represent the number of Florida and non-Florida residents for whom test results were received by the Department of Health. A person can be tested by more than one laboratory and can have both positive and negative results. **Therefore, the sum of the numbers in each column will be larger than the total number of people tested.**

Reporting lab	Inconclusive	Negative	Positive	Percent positive	Total
EAST RIDGE RETIREMENT VILLAGE INC		104			104
Cross Landings Health and Rehabilitation		100	4	4%	104
PREDICTIVE LABORATORIES, INC	1	90	13	13%	104
PEDIATRIC CARE CENTER- JACKSONVILLE BEACH		75	29	28%	104
ORLANDO LUTHERAN TOWERS ASSISTED LIVING		103			103
PORT CHARLOTTE REHABILITATION CENTER		89	14	14%	103
MIAMI BEACH COMMUNITY HEALTH CENTER		2	101	98%	103
TREASURE COAST PEDIATRICS PA		97	6	6%	103
LIFESTREAM BEHAVIORIAL CENTER		82	21	20%	103
ST MARK ASSISTED LIVING CENTER	1	90	12	12%	103
SUNSHINE GARDENS		101	1	1%	102
AFTER HOURS PEDIATRICS			102	100%	102
KALEIDA HEALTH CENTER FOR LABORATORY		96	6	6%	102
PruittHealth Fleming Island		87	15	15%	102
HENNEPIN HEALTHCARE LABORATORY		102			102
BROOKDALE VERO BEACH SOUTH AL		101			101
HAWTHORN HOUSE		87	14	14%	101
VILLAGES VA CBOC	2	93	6	6%	101
MACADAMS HOME HEALTH AGENCY		100	1	1%	101
CCS - BROWARD COUNTY JAIL		94	7	7%	101
NORTH CENTRAL BRONX HOSPITAL		96	5	5%	101
VIERA VA OPC		97	3	3%	100
RARITAN BAY PERTH AMBOY		91	9	9%	100
GLOBAL CENTRAL LABS AT PPD	2	88	10	10%	100
DOUGLAS T JACOBSON STATE VETERANS HOME		100			100
Consulate Health Care of Port Charlotte		98	2	2%	100
CENTRAL FLORIDA HEALTH CARE		47	53	53%	100
EMERALD COAST CENTER		96	4	4%	100
PUBLIC SQUARE PHARMACY LLC		79	21	21%	100
COLONY CARE CENTER		83	16	16%	99
Consulate Health Care of Jacksonville		85	14	14%	99
DEVANSH LAB WERKS INC		79	20	20%	99
FLORIDA COMMUNITY HEALTH CENTERS INC			98	100%	98
SEMINOLE COUNTY HEALTH DEPARTMENT		79	19	19%	98
KORGENE LAB	1	28	69	70%	98
URINEGOODHANDS LLC		96	2	2%	98
VALLEY MEDICAL CENTER		91	7	7%	98
PENNSYLVANIA DEPT OF HEALTH		21	77	79%	98
PLAZA OF HALLANDALE BEACH		98			98
LANDMARK, THE		48	50	51%	98
SUPERIOR RESIDENCES OF LECANTO		82	15	15%	97
HURLBURT FIELD CLINIC		39	58	60%	97
RIDGEWOOD DIAGNOSTIC LABORATORY		92	5	5%	97
MINNESOTA TWINS		92	5	5%	97
ARBOR TRAIL		77	20	21%	97
LAFAYETTE NURSING AND REHABILITATION CENTER		95	2	2%	97
HUNTSVILLE HOSPITAL LABORATORY		71	26	27%	97

COVID-19: testing by laboratory

Data through Apr 26, 2021 verified as of Apr 27, 2021 at 09:25 AM

Data in this report are provisional and subject to change.

The numbers in the table below represent the number of Florida and non-Florida residents for whom test results were received by the Department of Health. A person can be tested by more than one laboratory and can have both positive and negative results. **Therefore, the sum of the numbers in each column will be larger than the total number of people tested.**

Reporting lab	Inconclusive	Negative	Positive	Percent positive	Total
HEALTH CENTERS AT BRENTWOOD		96	1	1%	97
QPS, LLC		93	3	3%	96
LABFIRST - DEPARTMENT OF PATHOLOGY		92	4	4%	96
GRACE MEDICAL HOME		79	17	18%	96
PRIMECARE AT TWIN LAKES		2	94	98%	96
PEDIATRIC ASSOCIATES ORLANDO		82	14	15%	96
MARKET STREET VIERA		95	1	1%	96
WINDSOR OAKS		95	1	1%	96
BAYSHORE MEMORY CARE		96			96
ADVENT HEALTH CENTRA CARE - EAST ORLANDO		65	30	32%	95
JOHN KNOX VILLAGE OF FLORIDA ALF	1	90	4	4%	95
DOCTORS CENTER PA,THE		80	15	16%	95
CHILDRENS CLINIC		44	51	54%	95
CROSS CITY REHABILITATION AND HEALTH CARE CENTER		72	23	24%	95
THE TERRACE OF KISSIMMEE		80	15	16%	95
A COUNTRY PLACE ASSISTED LIVING FACILITY		92	2	2%	94
Conway Lakes Health and Rehabilitation Center		93	1	1%	94
EAST ALABAMA MEDICAL CENTER LABORATORY		82	12	13%	94
WE SCREEN LLC		90	4	4%	94
BRIDGEVIEW CENTER LLC		81	13	14%	94
STONY BROOK UNIVERSITY MEDICAL CENTER		80	14	15%	94
ERIE COUNTY MEDICAL CTR CLINICAL LABS		90	4	4%	94
ADVENT HEALTH CENTRA CARE - WATERMAN		79	15	16%	94
DIAGNOSTIC SOLUTIONS		3	91	97%	94
SIGNATURE HEALTHCARE OF MIDDLEBURG		91	2	2%	93
GOLFCREST HEALTHCARE CENTER		93			93
KINDRED AT HOME		84	9	10%	93
ROSECASTLE AT DELANEY CREEK		92	1	1%	93
CATHOLIC HEALTH SYSTEM DEPT LABORATORY		89	4	4%	93
NEW SMYRNA BEACH URGENT CARE			93	100%	93
PRESERVE AT PALM AIRE	3	90			93
Baldwin Pediatrix		81	11	12%	92
DAVITA LABORATORY		69	23	25%	92
CATHOLIC HEALTH SERVICES REGIONAL LAB		84	8	9%	92
CALADIUM PEDIATRICS		79	13	14%	92
BARRY UNIVERSITY STUDENT HEALTH SERVICES		52	40	43%	92
GRAND OAKS OF JENSEN BEACH LLC		90	2	2%	92
LAKE GIBSON VILLAGE, LLC		88	3	3%	91
LPG PRIMARY CARE AT SURFSIDE		79	12	13%	91
MAGNOLIA DIAGNOSTIC		2	89	98%	91
AVERO DIAGNOSTICS		67	24	26%	91
COOPER FAMILY MEDICAL PLLC		71	20	22%	91
BAHIA OAKS LODGE		85	6	7%	91
HERON CLUB AT PRESTANCIA		89	2	2%	91
DEBARY HEALTH AND REHABILITATION CENTER		88	3	3%	91
SUN CLINICAL LABORATORIES		90	1	1%	91
GUIDEWELL EMERGENCY MEDICINE DOCTORS LLC		56	35	38%	91

COVID-19: testing by laboratory

Data through Apr 26, 2021 verified as of Apr 27, 2021 at 09:25 AM

Data in this report are provisional and subject to change.

The numbers in the table below represent the number of Florida and non-Florida residents for whom test results were received by the Department of Health. A person can be tested by more than one laboratory and can have both positive and negative results. **Therefore, the sum of the numbers in each column will be larger than the total number of people tested.**

Reporting lab	Inconclusive	Negative	Positive	Percent positive	Total
LAKELAND REGIONAL HEALTH GATEWAY CENTER		65	26	29%	91
CENTURY CENTER FOR REHABILITATION & HEALING		73	18	20%	91
PANIRA HEALTHCARE CLINIC		2	89	98%	91
SONORAN DESERT PATHOLOGY ASSOCIATES		3	88	97%	91
Winter Garden Rehab and Nursing Facility		79	11	12%	90
Lanier Rehab		64	26	29%	90
MD 365 MEDICAL CARE PLLC		90			90
KEYS MEDICAL GROUP			90	100%	90
MANATEE COUNTY JAIL		89	1	1%	90
PARK OF THE PALMS INC		89	1	1%	90
PM PEDIATRICS		77	13	14%	90
PROMEDICA SENIOR LIVING		86	4	4%	90
CRESTVIEW URGENT CARE		16	74	82%	90
ARLINGTON OF NAPLES INC, THE		89			89
EVENTEST, LLC		87	2	2%	89
Winter Park Care and Rehab		88	1	1%	89
PERSONAL PEDIATRICS		78	11	12%	89
MEDRITE URGENT CARE		75	14	16%	89
ENCOMPASS HEALTH REHABILITATION HOSPITAL OF LARGO		86	3	3%	89
MIAMI SHORES NURSING & REHAB		89			89
NORTH FLORIDA SPINE AND WELLNESS		69	20	22%	89
FREEDOM INN AT TARPON SPRINGS		82	7	8%	89
STUART LODGE LIVING LLC		66	23	26%	89
ATRIUM AT LIBERTY PARK		85	4	4%	89
FLORIDA PEDIATRIC GROUP		31	57	65%	88
JENNIFER J CHIAVETTA-GRLSANTI DC		71	17	19%	88
BISHOP GRADY VILLAS		86	2	2%	88
GOVERNOR'S CREEK HEALTH & REHABILITATION		87	1	1%	88
BAYLOR GENETICS		75	13	15%	88
SMS DO PA		74	14	16%	88
JERICOHO URGENT CARE		84	4	5%	88
ACE BIOMEDICAL LABS LLC		74	14	16%	88
ENCOMPASS HEALTH REHABILITATION HOSPITAL		88			88
ST VINCENT'S BIRMINGHAM		81	7	8%	88
VANDERBILT UNIVERSITY MEDICAL CENTER		78	9	10%	87
CLYDE E LASSEN STATE VETERANS NURSING HOME		62	25	29%	87
PLYMOUTH HOME FOR ADULTS, INC.	8	78	1	1%	87
EISENHOWER ARMY MEDICAL CENTER		80	7	8%	87
BRANDON HEALTH AND REHABILITATION CENTER	1	85	1	1%	87
PACIFIC ANALYTICS			87	100%	87
Summit Medical Group, Pa DbA Citymd		80	7	8%	87
SUWANNEE COUNTY SHERIFF OFFICE		84	3	3%	87
UNIVERSITY OF NEW MEXICO HOSPITAL		87			87
INFINITY BIOLOGIX LLC OAKDALE		81	5	6%	86
PENSACOLA DEVELOPMENTAL CENTER		67	19	22%	86
DISCOVERY VILLAGE AT THE FORUM		86			86
WALGREENS #12673		82	4	5%	86

COVID-19: testing by laboratory

Data through Apr 26, 2021 verified as of Apr 27, 2021 at 09:25 AM

Data in this report are provisional and subject to change.

The numbers in the table below represent the number of Florida and non-Florida residents for whom test results were received by the Department of Health. A person can be tested by more than one laboratory and can have both positive and negative results. **Therefore, the sum of the numbers in each column will be larger than the total number of people tested.**

Reporting lab	Inconclusive	Negative	Positive	Percent positive	Total
ALTAMONTE PEDIATRIC ASSOCIATES		31	55	64%	86
CAREATC		3	83	97%	86
BEACHES PEDIATRICS PA		81	5	6%	86
WALGREENS CO		76	10	12%	86
BRILLIANCE ASSISTED LIVING		69	17	20%	86
CHAMBREL AT ISLAND LAKE		82	4	5%	86
CVS MINUTE CLINIC		3	83	97%	86
MISIR DRUGS LLC		70	16	19%	86
SUNCOAST TECHNICAL COLLEGE SCHOOL OF HEALTH		86			86
LEVY COUNTY DEPARTMENT OF HEALTH		61	24	28%	85
ARBOR OAKS AT TYRONE	9	74	2	2%	85
MEDEXPRESS - BLOOMIN BRANDS		65	20	24%	85
SHERMAN-ABRAMS LABORATORY INC		78	7	8%	85
W. FRANK WELLS NURSING HOME		84	1	1%	85
HUNTINGTON HOSPITAL LABORATORY		82	3	4%	85
INSTITUTE OF PATHOLOGY KINGS COUNTY		82	3	4%	85
PRMG - EAST NAPLES	1	73	11	13%	85
JESSIE TRICE COMMUNITY HEALTH SYSTEM, INC		68	16	19%	84
NITE LITE PEDIATRICS - JACKSONVILLE		76	8	10%	84
PINES OF SARASOTA GARDEN		84			84
MIRIMUS CLINICAL LABS	2	36	46	55%	84
LONG TERM CARE OF JAY, LLC		63	21	25%	84
PEDIATRIC SERVICES OF AMERICA INC		79	5	6%	84
CONCENTRA - FT LAUDERDALE - COMMERCIAL BLVD		83	1	1%	84
DELCARE PA		66	17	20%	83
ROYAL CARE OF AVON PARK		80	3	4%	83
AR ANESTHESIA LLC		81	2	2%	83
WALGREENS 2941		79	4	5%	83
MEADOWCREST FAMILY PHYSICIANS PA	1	58	24	29%	83
MID FLORIDA PRIMARY CARE PA		69	14	17%	83
LAKE HOWELL FAMILY MEDICINE ASSOCIATES		69	14	17%	83
LABCORP EMPLOYER SERVICES		82	1	1%	83
CANOPY ON BERRYHILL, THE		51	32	39%	83
Lexington Health and Rehabilitation Center		82			82
BROWARD HEALTH MEDICAL CENTER CLINICAL LAB			82	100%	82
LAB		29	53	65%	82
Gulfport Rehabilitation Center		79	3	4%	82
COASTAL LABORATORIES OF FLORIDA		71	11	13%	82
THE PAVILION FOR HEALTH CARE		72	10	12%	82
CVS NY4098030POCT NEW YORK		81	1	1%	82
CAMPBELL URGENT CARE		15	67	82%	82
HOLMES COUNTY HEALTH DEPARTMENT	1	67	13	16%	81
ECOLAB GROUP		45	36	44%	81
LAB PLUS, LLC AT SAINT THOMAS WEST HOSPITAL		67	14	17%	81
MEDICAL PAVILION CLINIC		63	18	22%	81
BIO-TECH CLINICAL LABORATORIES		41	40	49%	81
AESTHETIC ENHANCEMENTS		81			81

COVID-19: testing by laboratory

Data through Apr 26, 2021 verified as of Apr 27, 2021 at 09:25 AM

Data in this report are provisional and subject to change.

The numbers in the table below represent the number of Florida and non-Florida residents for whom test results were received by the Department of Health. A person can be tested by more than one laboratory and can have both positive and negative results. **Therefore, the sum of the numbers in each column will be larger than the total number of people tested.**

Reporting lab	Inconclusive	Negative	Positive	Percent positive	Total
LABCORP		20	60	75%	80
SANTA BARBARA CARE CENTER		58	22	28%	80
ENCOMPASS HEALTH REHABILITATION HOSPITAL OF SARASOTA		80			80
EMERGENCY PHYSICIANS MEDICAL CENTER LLC		57	23	29%	80
BALMORAL TENANT SERVICES INC	1	43	36	45%	80
VETERANS AFFAIRS MEDICAL CENTER - PALO ALTO		28	51	65%	79
MAIN STREET MEDICAL CENTER OF CRESTVIEW PA		57	22	28%	79
MICHAEL AKPEKE MD		70	9	11%	79
NORTH SHORE UNIVERSITY HOSPITAL LABORATORY		72	7	9%	79
1ST PRIORITY LAB SERVICES		65	14	18%	79
EDGEWATER AT WATERMAN VILLAGE		78	1	1%	79
SIMED LABORATORY		63	16	20%	79
ST VINCENTS PRIMARY CARE		71	8	10%	79
CENTRAL BALDWIN IMMEDIATE CARE & FAMILY PRACTICE		61	18	23%	79
CBS LABS OF TAMPA LLC		3	76	96%	79
NEW MEXICO STATE PUBLIC HEALTH DIVISION		78			78
PANCARE HEALTH - FREEPORT CLINIC SUITE B		69	9	12%	78
LAKE MORTON PLAZA□		75	3	4%	78
CENTRAL FLORIDA PEDIATRICS		38	40	51%	78
BAYCARE MEDICAL GROUP		71	7	9%	78
DOH-WEST PALM BEACH BRANCH LABORATORY		3	74	96%	77
TREASURE COAST URGENT & FAMILY CARE		47	30	39%	77
ORANGE CITY NURSING AND REHAB		75	2	3%	77
LAKE CITY VA MEDICAL CENTER			77	100%	77
THE GOOD SHEPARDS OF DELAND-WEST		76	1	1%	77
WALGREENS 9627		71	6	8%	77
WEST VOLUSIA FAMILY AND SPORTS MEDICINE		75	2	3%	77
HEALTH FIRST - PALM BAY HOSPITAL		2	75	97%	77
BOND CLINIC PA		45	32	42%	77
PALM RIVER COMMUNITY HEALTH CENTER		68	9	12%	77
GRAND ST PAUL CVS		76	1	1%	77
STONY BROOK SOUTHAMPTON		74	2	3%	76
JACOBI MEDICAL CENTER		71	5	7%	76
TAMPA BAY CONCIERGE DOCTOR, LLC		73	3	4%	76
S-H THIRTY-FIVE OPCO- PORT ST LUCIE, LLC	1	75			76
BENTLEY VILLAGE II		67	9	12%	76
MOBILE PHYSICIAN SERVICES INC		68	8	11%	76
WINDSOR REFLECTIONS		75	1	1%	76
CLINICAL PATHOLOGY ASSOCIATES-SONIC REFERENCE LAB		76			76
DYNAMIC MEDICAL USA			76	100%	76
ROCKLEDGE REGIONAL MEDICAL CENTER		36	40	53%	76
ASSOCIATED CLINICAL LABORATORIES		68	8	11%	76
PROMEDICA LABORATORIES		21	55	72%	76
BREVARD HEALTH ALLIANCE INC		73	3	4%	76
THE TRADITION OF THE PALM BEACHES		74	2	3%	76
ADVENTHEALTH EXPRESSCARE		45	30	40%	75
WATERCREST ST LUCIE WEST	1	69	5	7%	75

COVID-19: testing by laboratory

Data through Apr 26, 2021 verified as of Apr 27, 2021 at 09:25 AM

Data in this report are provisional and subject to change.

The numbers in the table below represent the number of Florida and non-Florida residents for whom test results were received by the Department of Health. A person can be tested by more than one laboratory and can have both positive and negative results. **Therefore, the sum of the numbers in each column will be larger than the total number of people tested.**

Reporting lab	Inconclusive	Negative	Positive	Percent positive	Total
FLORIDA MEDICAL CLINIC PA		51	24	32%	75
NOMI HEALTH LAB SERVICES LLC		7	68	91%	75
ELLKAY HEALTHCARE DATA PLUMBERS	52	19	4	5%	75
BROWARD HEALTH MEDICAL CENTER		3	72	96%	75
NAPHCARE INC		70	5	7%	75
BARNETT PARK☐		2	72	97%	74
NOAH CLINICAL LABORATORY		63	11	15%	74
BROOKDALE OVIEDO		72	2	3%	74
GOOD HEARTS COVID TESTING		31	43	58%	74
OAK MANOR NURSING HOME		70	4	5%	74
SCOTT LAKE HEALTH AND REHABILITATION CENTER		71	3	4%	74
BENTLEY CARE CENTER		74			74
BIOREFERENCE LABORATORIES, INC		9	65	88%	74
EC OPCO PENSACOLA, LLC		73	1	1%	74
NORTH FLORIDA PEDIATRICS		57	17	23%	74
PANCARE HEALTH - MALONE CLINIC		67	7	9%	74
HARMONY CLINIC		1	72	99%	73
CONSULATE HEALTH CARE - LAKE MARY		72	1	1%	73
SIMEDHEALTH LLC		62	11	15%	73
PACIFICA SUNRISE☐		65	8	11%	73
ARTHREX MEDICAL CENTER		43	30	41%	73
SUNCOAST OPTIMAL WELLNESS		23	50	68%	73
BOND CLINIC DR ELDEEB		36	37	51%	73
DISCOVERY VILLAGE AT PALM BEACH GARDENS		71	2	3%	73
MD LABS		46	27	37%	73
GV NAPLES OPCO, LLC		72	1	1%	73
SOS MOBILE MEDICAL CARE LLC		61	12	16%	73
EVIVIA		70	3	4%	73
TITUSVILLE FAMILY PRACTICE		17	56	77%	73
REHAB AND HEALTHCARE CENTER OF CAPE CORAL		72			72
PRODUCTION HEALTH SAFETY MANAGEMENT		70	2	3%	72
HAVEN OF OUR LADY OF PEACE		72			72
CRAIG BERGER MD PL D/B/A BAY AREA EYE INSTITUTE		72			72
MICHAEL A VENAZIO MD		68	4	6%	72
THOMAS INTERNAL MEDICINE		60	12	17%	72
MULBERRY CARE CENTER		62	10	14%	72
STERLING HOUSE OF TALLAHASSEE	3	62	6	8%	71
FG RAPID		66	5	7%	71
Salerno Bay Health & Rehabilitation Center		61	10	14%	71
MED EXPRESS		6	65	92%	71
ADVENT HEALTH - LAKE MARY		61	10	14%	71
ST JOSEPHS HOSPITAL SOUTH HOSPITAL			71	100%	71
LUTHERAN HAVEN ASSISTED LIVING		71			71
AMMON LABS		61	10	14%	71
ADVANCED LAB		67	4	6%	71
TOWERS HOME CARE☐		67	4	6%	71
Lakeside Oaks Care Center		67	4	6%	71

COVID-19: testing by laboratory

Data through Apr 26, 2021 verified as of Apr 27, 2021 at 09:25 AM

Data in this report are provisional and subject to change.

The numbers in the table below represent the number of Florida and non-Florida residents for whom test results were received by the Department of Health. A person can be tested by more than one laboratory and can have both positive and negative results. **Therefore, the sum of the numbers in each column will be larger than the total number of people tested.**

Reporting lab	Inconclusive	Negative	Positive	Percent positive	Total
CL BRUMBACK PRIMARY CARE CLINICS		17	54	76%	71
INN AT ASTON GARDENS AT PELICAN POINTE,THE		67	4	6%	71
INDIGO MANOR□		22	49	69%	71
DAVENPORT PEDIATARICS CLERMONT PA		62	8	11%	70
SUNCOAST COMMUNITY HEALTH CENTERS PEDIATRICS		21	49	70%	70
ISLAND COAST PEDIATRICS		62	8	11%	70
GEORGE E WEEMS MEMORIAL HOSPITAL LAB		60	10	14%	70
DEVELOPMENTAL DISABILITIES DEFENDANT PROGRAM		68	2	3%	70
Highlands Regional Hospital		63	7	10%	70
USF HEALTH MORSANI CENTER		5	65	93%	70
WORLD OF PEDIATRICS LLC		62	8	11%	70
SUMMIT AT VENICE	2	63	5	7%	70
CP/AIG PENSACOLA DEVELOPMENT LLC		67	3	4%	70
MINUTECLINIC DIAGNOSTIC OF NEW JERSEY		61	8	12%	69
PLANTATION GENERAL HOSPITAL CLINICAL LAB		26	43	62%	69
SUMTER PEDIATRICS		64	5	7%	69
SAN JOSE SENIOR CARE LLC	1	43	25	36%	69
OCOEE PEDIATRICS		61	8	12%	69
ORTHOPAEDIC SURGERY CENTER		69			69
FAST PACE MEDICAL CLINIC, PLLC		58	11	16%	69
LINCOLN MEDICAL AND MENTAL HEALTH CENTER		66	3	4%	69
HERITAGE HEALTHCARE AND REHABILITATION CENTER		69			69
PARKSIDE INN	3	64	2	3%	69
MEMORIAL MANOR		69			69
NORTHWESTERN UNIVERSITY CORP		67	1	1%	68
JOHN D ARCHBOLD MEMORIAL HOSPITAL		65	3	4%	68
Stratford Court of Palm Harbor		58	10	15%	68
CLEARWATER PAIN MANAGEMENT ASSOCIATES		66	2	3%	68
CAMP BOGGY CREEK		67	1	1%	68
NORTH FLORIDA PEDIATRICS - JACKSONVILLE		62	6	9%	68
WILSON MEMORIAL REGIONAL MEDICAL CENTER		64	4	6%	68
BIG BOCA SMILES LLC□		66	2	3%	68
AEL- MEMPHIS		17	51	75%	68
KESHAV RX LLC		55	13	19%	68
GENPATH			68	100%	68
MINUTECLINIC DIAGNOSTIC OF KANSAS, PA		58	9	13%	67
SOMERBY OF SANTA ROSA BEACH		58	9	13%	67
INTERNAL MEDICINE ASSOCIATES PA		62	5	7%	67
ATLAN		59	8	12%	67
SAMFORD UNIVERSITY HEALTH SERVICES		66	1	1%	67
LAKE SHERIFF		49	18	27%	67
PANCARE HEALTH - JACKSON COUNTY		56	11	16%	67
FLORIDA HEALTH CARE		8	59	88%	67
BOND AND STEELE CLINIC, PA		53	14	21%	67
MEASE MANOR INC		63	4	6%	67
NORTH FLORIDA PHARMACY		59	7	11%	66
AMERICAN FAMILY MEDICAL		53	13	20%	66

COVID-19: testing by laboratory

Data through Apr 26, 2021 verified as of Apr 27, 2021 at 09:25 AM

Data in this report are provisional and subject to change.

The numbers in the table below represent the number of Florida and non-Florida residents for whom test results were received by the Department of Health. A person can be tested by more than one laboratory and can have both positive and negative results. **Therefore, the sum of the numbers in each column will be larger than the total number of people tested.**

Reporting lab	Inconclusive	Negative	Positive	Percent positive	Total
ADVENT HEALTH CENTRA CARE - WINTER GARDEN		20	46	70%	66
ADVENT HEALTH - PALM COAST		2	64	97%	66
NEMOURS CHILDRENS PRIMARY CARE OVIEDO		51	15	23%	66
OKEECHOBEE URGENT CARE		17	49	74%	66
LEE COMMUNITY HEALTHCARE - LEHIGH		56	10	15%	66
MEDEX MEDICAL EXPRESS OF PALATKA			66	100%	66
VETERANS AFFAIRS MEDICAL CENTER - GULF COAST		27	39	59%	66
ADVENTHEALTH MEDICAL GROUP MULTISPECIALTY			65	100%	65
NXGEN MDX		20	45	69%	65
WADSWORTH HEALTH CENTER		62	3	5%	65
CORAL GABLES HOSPITAL			65	100%	65
EAST HILL PHARMACY		46	19	29%	65
OUT OF STATE		40	25	38%	65
ST FRANCIS HOSPITAL		57	8	12%	65
HERNANDO COUNTY FIRE RESCUE DISTRICT		31	34	52%	65
ROSECASTLE OF JACKSONVILLE LLC		64	1	2%	65
LEE MEMORIAL HEALTH SYSTEM D/B/A LEE COMMUNITY		60	5	8%	65
HORIZON ALF		64	1	2%	65
TROY REGIONAL MEDICAL CENTER		54	11	17%	65
BROOKDALE CENTRE POINTE	1	64			65
SUMMER VISTA ASSISTED LIVING		38	27	42%	65
SAFARI PEDIATRICS PA		63	2	3%	65
SILVER LAKE PEDIATRICS PA		57	7	11%	64
FLORIDA MEDICAL CLINIC - MULTI SPECIALTY CAMPUS		29	35	55%	64
GREENLEAF ALF		63	1	2%	64
APC PEDIATRICS AT RYE ROAD MEDICAL PARK		63	1	2%	64
VIERA HEALTH AND REHABILITATION CENTER		62	2	3%	64
JOSEPH L MORSE GERIATRIC CENTER	2	59	3	5%	64
LPG CONVENIENT CARE AT PINE ISLAND ROAD		58	6	9%	64
BRADFORD COUNTY HEALTH DEPARTMENT		63	1	2%	64
NORTH FLORIDA MEDICAL CENTER		58	6	9%	64
TRINITY AL SENIOR HOUSING LLC		45	19	30%	64
LPG PRIMARY CARE AT PINE ISLAND		52	12	19%	64
GOLDEN POND COMMUNITIES		64			64
MINUTECLINIC DIAGNOSTIC OF HAWAII LLC		57	7	11%	64
MEDLOGIC LABORATORIES		3	60	95%	63
CINNAMON COVE ALF		62	1	2%	63
BURRY'S PHARMACY INC		38	25	40%	63
PREMIUM HEALTH SERVICES OF TAMPA BAY LLC		39	24	38%	63
Palms at Ponte Vedra Assisted Livning and Memory Care		60	3	5%	63
DOT DOC SARASOTA		58	5	8%	63
MEDI CLINIC SARASOTA INC		62	1	2%	63
ERDOX		58	5	8%	63
BIOREFERENCE LABORATORIES INC		11	52	83%	63
PALM BAY URGENT CARE		28	35	56%	63
FLORIDA HEALTH CARE DELAND			63	100%	63
BEEHIVE HOMES OF GULF BREEZE		47	16	25%	63

COVID-19: testing by laboratory

Data through Apr 26, 2021 verified as of Apr 27, 2021 at 09:25 AM

Data in this report are provisional and subject to change.

The numbers in the table below represent the number of Florida and non-Florida residents for whom test results were received by the Department of Health. A person can be tested by more than one laboratory and can have both positive and negative results. **Therefore, the sum of the numbers in each column will be larger than the total number of people tested.**

Reporting lab	Inconclusive	Negative	Positive	Percent positive	Total
DAVID POSNACK JEWISH DAY SCHOOL		63			63
NICEVILLE URGENT CARE		17	46	73%	63
EMERALD COAST HOSPICE		61	1	2%	62
LAKELAND REGIONAL HEALTH		38	24	39%	62
OVERLOOK HOSPITAL LABORATORY		57	5	8%	62
TBI RESIDENTIAL SERVICES, INC.		51	11	18%	62
Bon Secours Maria Manor		56	6	10%	62
MINUTECLINIC DIAGNOSTIC OF SOUTH CAROL		57	5	8%	62
MENTAL HEALTH CARE INC		53	9	15%	62
Grand Villa of Clearwater		57	5	8%	62
EVAN R SHAPIRO MD PA		62			62
DEPT OF VA MED CENTE-WEST PALM BEACH			62	100%	62
ST CLOUD PHYSICIAN MANAGEMENT LLC DBA ST CLOUD		28	34	55%	62
ORLANDO CLINICAL RESEARCH CENTER		58	3	5%	61
FAMILY HEALTH CENTER		43	18	30%	61
CDR MAGUIRE INC	1	7	53	87%	61
URGENT CARE USA LLC		2	59	97%	61
WASHINGTON REHABILITATION AND NURSING CENTER		51	10	16%	61
AHMG SURGICAL SPECIALIST		61			61
LAKE CO EMPLOYEE HEALTH AND WELLNESS CENTER		54	7	11%	61
MICHIGAN DEPARTMENT OF HEALTH AND HUMAN SERVICES	1		60	98%	61
CARE CENTERS OF NASSAU LLC MINER ROAD SOUTH		61			61
RITECARE MED CTR H			61	100%	61
ERIC C MRSHAL, MD, PC #1842		58	3	5%	61
CHILDREN'S HOSPITAL OF ALABAMA		59	1	2%	60
GRAND AVENUE RX			60	100%	60
CALHOUN COUNTY HEALTH DEPT		31	29	48%	60
WAVE CREST HEALTH AND REHABILITATION CENTER		57	3	5%	60
PREMISE HEALTH MIA		22	38	63%	60
TWIN CREEKS ASSISTED LIVING & MEMORY CARE		57	3	5%	60
THE PRESERVE AT CLEARWATER		58	2	3%	60
81ST MEDICAL GROUP		28	32	53%	60
INTERNAL LAB		50	10	17%	60
UHEALTH AT FISHER ISLAND			59	100%	59
CARDIOLOGY AND MEDICINE ASSOCIATES		43	16	27%	59
BOCA BIOLISTICS LLC		46	13	22%	59
FERN PARK DEVELOPMENTAL CENTER		5	54	92%	59
MARQUIS LABS, LLC		57	2	3%	59
MILLENIUM PHYSICIANS GROUP		1	58	98%	59
SOUTHSIDE HOSPITAL NORTHWELL HEALTH LABORATORY		50	9	15%	59
CORNERSTONE PEDIATRICS		47	12	20%	59
ADVENT HEALTH - MOUNT DORA		10	49	83%	59
BIOTECH		52	7	12%	59
STEINHATCHEE FAMILY MEDICAL CENTER	1	50	8	14%	59
BIG BEND CARES, INC		51	8	14%	59
TUKA PEDIATRICS		7	52	88%	59
VALENCIA HOUSE ALF		57	2	3%	59

COVID-19: testing by laboratory

Data through Apr 26, 2021 verified as of Apr 27, 2021 at 09:25 AM

Data in this report are provisional and subject to change.

The numbers in the table below represent the number of Florida and non-Florida residents for whom test results were received by the Department of Health. A person can be tested by more than one laboratory and can have both positive and negative results. **Therefore, the sum of the numbers in each column will be larger than the total number of people tested.**

Reporting lab	Inconclusive	Negative	Positive	Percent positive	Total
BUECHELE DENTAL PA DBA CLERMONT FAMILY DENTISTRY		48	10	17%	58
COOPER FAMILY MEDICAL, PLLC		48	10	17%	58
ADVENTHEALTH MEDICAL GROUP FAMILY MEDICINE		53	5	9%	58
KEY WEST MEDICAL CENTER	1	50	7	12%	58
S-H THIRTY FIVE OPCO - ORANGE CITY, LLC		48	10	17%	58
LONG ISLAND JEWISH MED CTR		52	6	10%	58
Margate Health and Rehabilitation Center		56	2	3%	58
MINUTECLINIC, LLC		51	7	12%	58
PALM BAY PEDIATRICS		38	20	34%	58
ALEXANDER NININGER STATE VETERANS		58			58
SONATA BOCA RATON		54	4	7%	58
KINDRED HOSPITAL CENTRAL TAMPA BLOOD GAS	1	52	5	9%	58
SARATOGA HOSPITAL LABORATORY		52	6	10%	58
HEALTHPARK MEDICAL CTR NURSING SVC		58			58
LINCOLN DIAGNOSTIC LAB		56	2	3%	58
Rehabilitation Center of the Palm Beaches		57			57
ASCENSION SACRED HEART BAY LABORATORY		54	3	5%	57
THE CANOPY AT BERRYHILL		57			57
TGH URGENT CARE POWERED BY FAST TRACK			57	100%	57
KAPG FLEMING ISLAND SENIOR HOUSING OPCO LLC	1	56			57
CITY OF OCALA EMPLOYEE HEALTH AND WELLNESS CENTER		50	7	12%	57
GENESIS DERMATOLOGY		53	4	7%	57
FINLAY CLINICAL LABORATORY		20	37	65%	57
BAYOU GARDENS DUNEDIN LLC		57			57
TANVIR H SHAGAR NP		50	7	12%	57
ALL AMERICAN URGENT CARE			57	100%	57
PERSONAL PEDIATRICS PA		53	4	7%	57
LPG PULMONOLOGY-COCONUT POINT		49	8	14%	57
ALZHEIMERS CARE CENTER OF VIERA LTD		37	20	35%	57
VIP WALK IN CLINIC		34	23	40%	57
TRADITIONAL HOME HEALTH OF PALM BEACH INC		55	2	4%	57
ST JOSEPHS CHILDRENS OUTREACH			57	100%	57
MALCOM RANDALL DEPT OF VAMC			57	100%	57
LAKE INTERNAL MEDICINE ASSOCIATES PA		49	7	13%	56
CITYMD OF MANAHAWKIN		54	2	4%	56
EAGLES WATCH CLUSTER		47	9	16%	56
CENTRA CARE – LAKE NONA		6	50	89%	56
ATRIA PARK OF LAKE FOREST (WG HERITAGE LF LLC)		54	2	4%	56
Heritage Park Care and Rehabilitation		55	1	2%	56
GRAND VILLA OF DEL RAY WEST		52	4	7%	56
PATHOLOGY CONSULTANTS OF NEW MEXICO		56			56
ALL CARE URGENT CARE			56	100%	56
TIFFANY HALL NURSING AND REHAB		44	12	21%	56
SPRING MANOR ASSISTED LIVING		56			56
HIALEAH HOSPITAL RESPIRATORY DEPT			56	100%	56
MAUREEN OROURKE-FUTEY			56	100%	56
WEST ISLIP URGENT CARE		50	5	9%	55

COVID-19: testing by laboratory

Data through Apr 26, 2021 verified as of Apr 27, 2021 at 09:25 AM

Data in this report are provisional and subject to change.

The numbers in the table below represent the number of Florida and non-Florida residents for whom test results were received by the Department of Health. A person can be tested by more than one laboratory and can have both positive and negative results. **Therefore, the sum of the numbers in each column will be larger than the total number of people tested.**

Reporting lab	Inconclusive	Negative	Positive	Percent positive	Total
HOLY NAME HOSPITAL LABORATORY		53	2	4%	55
EAST CENTRAL FLORIDA OUTPATIENT IMAGING		43	12	22%	55
SONATA HUNTERS CREEK		47	8	15%	55
VPA PC LAB		48	7	13%	55
PREMIER MEDICAL ASSOCIATES ALL FLORIDA LLC		54	1	2%	55
KENDALL REGIONAL MEDICAL CENTER LAB	3		52	95%	55
CAPE REGIONAL MEDICAL CENTER		52	3	5%	55
TRINITY URGENT CARE		41	14	25%	55
GENTIVA HEALTH SERVICES CERTIFIED INC		52	3	5%	55
NITE LITE PEDIATRICS - PORT ST. LUCIE		46	9	16%	55
Jupiter Medical Center Pavilion		54	1	2%	55
LONG ISLAND UNIVERSITY - POST CAMPUS		50	5	9%	55
SARASOTA CO. HEALTH DEPT # 58		40	14	26%	54
FAMILY EXTENDED CARE OF PUNTA GORDA		54			54
JUNIPER VILLAGE AT NAPLES		53	1	2%	54
GRAND VILLA OF ALTAMONTE SPRINGS		47	7	13%	54
CAMBRIDGE SECURITY SERVICES		51	3	6%	54
CLERMONT HEALTH AND REHAB		40	14	26%	54
MIAMI CLINICAL RESEARCH CORP		12	42	78%	54
FUTURE PEDIATRICS		51	3	6%	54
NEW YORK PRESBYTERIAN - QUEENS DIAGNOSTIC		50	4	7%	54
APOLLOMDX LABS		32	22	41%	54
PENNSYLVANIA DEPARTMENT OF HEALTH BUREAU OF LABORATORIES			54	100%	54
UNITED LABORATORY SERVICES CORPORATION		38	16	30%	54
CERTUS MTD OPCP LLC		52	2	4%	54
CAREATC INC BRANDON	13	38	3	6%	54
ADVENT HEALTH EXPRESS CARE		6	48	89%	54
ST. CLOUD MEDICAL GROUP		54			54
BARNES HEALTHCARE OF FLORIDA LLC		49	4	8%	53
ORCHID COVE AT DAYTONA		45	8	15%	53
ADVANCE URGENT CARE CENTER, LLC		11	42	79%	53
UNIVERSITY OF WEST FLORIDA, THE		52	1	2%	53
TGH URGENT CARE - RIVERVIEW			53	100%	53
HOME CARE PHARMACY		53			53
PIERCE INSTRUMENTS INC		51	2	4%	53
ALLIANCE COMMUNITY FOR RETIREMENT LIVING		53			53
SOMERSET			53	100%	53
LITTLE NECK URGENT CARE		51	2	4%	53
Osprey Point Nursing Center		51	2	4%	53
QUOTIENT SCIENCES LABS LLC			53	100%	53
ROCHESTER GENERAL HOSPITAL LABORATORY		49	4	8%	53
MISSION OAKS ASSISTED LIVING		51	2	4%	53
ST ANTHONYS PRIMARY CARE LLC/JACKSON STREET			53	100%	53
SUNSHINE PEDIATRICS		51	1	2%	52
OPTUMCARE SOUTH FLORIDA, LLC		44	8	15%	52
PHILLIPPE RIDGE		40	12	23%	52
WALGREENS #05625		47	5	10%	52

COVID-19: testing by laboratory

Data through Apr 26, 2021 verified as of Apr 27, 2021 at 09:25 AM

Data in this report are provisional and subject to change.

The numbers in the table below represent the number of Florida and non-Florida residents for whom test results were received by the Department of Health. A person can be tested by more than one laboratory and can have both positive and negative results. **Therefore, the sum of the numbers in each column will be larger than the total number of people tested.**

Reporting lab	Inconclusive	Negative	Positive	Percent positive	Total
THE MEDICAL GROUP OF SOUTH FLORIDA INC		46	6	12%	52
SNH BRFL TENANT LLC	2	50			52
LIGHTHOUSE PEDIATRICS OF NAPLES		46	6	12%	52
SIDDH INC DBA SAN CARLOS PHARMACY		48	4	8%	52
INTERNAL MEDICINE SPECIALIST		46	6	12%	52
MINUTECLINIC DIAGNOSTIC OF NORTH CAROLINA		50	2	4%	52
ADVENT HEALTH		49	3	6%	52
CONCENTRA URGENT CARE		47	4	8%	51
FELICIDAD MEDICAL CENTER		5	46	90%	51
GULFVIEW MEDICAL INSTITUTE		51			51
QHC UPSTATE MEDICAL PC		42	9	18%	51
IMA MEDICAL CENTER		34	17	33%	51
PROFESSIONAL PEDIATRICS		49	2	4%	51
ADVENT HEALTH - CENTRAL PASCO ER		45	6	12%	51
INN AT THE FOUNTAINS, THE		34	17	33%	51
AVANTE ST CLOUD		48	3	6%	51
AMELIA ASSISTED LIVING FACILITY		51			51
MINUTECLINIC DIAGNOSTIC MEDICAL GROUP		47	4	8%	51
NORTH CAROLINA DEPARTMENT OF HEALTH & HUMAN SERVICES	1		50	98%	51
SOUTHEAST ALABAMA MEDICAL CENTER			51	100%	51
LPG PEDIATRICS AT PAGE FIELD		50	1	2%	51
SOUTH CAROLINA DEPT OF HEALTH AND ENVIRONMENT CONTROL		11	40	78%	51
WALGREENS #10373		49	2	4%	51
MILLENIA ADVANCED SCIENTIFIC LLC			50	100%	50
MARIANNA HEALTH AND REHABILITATION CENTER		49	1	2%	50
SUNSHINE ASSISTED LIVING		50			50
BENTON HOUSE OF PORT ORANGE		44	6	12%	50
PORT ST. LUCIE - ZAXBY'S		50			50
ADVENT HEALTH - LAKE WALES		38	12	24%	50
BASSETTI MEDICAL RESEARCH INC		35	15	30%	50
PRACTICE MANAGEMENT OF AMERICA, INC.		7	43	86%	50
ORLANDO COVID TEST , LLC		43	7	14%	50
RAINBOW PEDIATRICS PC LLC / BREAKFAST POINT		39	11	22%	50
HILA BECKERMAN MD LLC	1	45	4	8%	50
COURTYARD GARDENS OF BOYNTON BEACH, LLC		47	3	6%	50
CARE ATC - ANDES			50	100%	50
IMMEDIATE CARE PA		46	4	8%	50
POPLAR HEALTHCARE PLLC	1	11	38	76%	50
SUNSHINE PEDIATRICS OF CENTRAL FLORIDA PL		47	3	6%	50
NIGHT LITE PEDIATRICS CENTER LLC		10	40	80%	50
BETHUNE-COOKMAN UNIVERSITY		32	18	36%	50
Citymd Of Toms River		43	7	14%	50
HIGHLANDS COUNTY FIRE RESCUE		50			50
USF		1	48	98%	49
MADISON COUNTY MEMORIAL HOSPITAL LABORATORY		15	34	69%	49
ADVENTIST HEALTH SYSTEM FLORIDA		34	15	31%	49
S-H THIRTY FIVE OPCO - LUTZ, LLC		48	1	2%	49

COVID-19: testing by laboratory

Data through Apr 26, 2021 verified as of Apr 27, 2021 at 09:25 AM

Data in this report are provisional and subject to change.

The numbers in the table below represent the number of Florida and non-Florida residents for whom test results were received by the Department of Health. A person can be tested by more than one laboratory and can have both positive and negative results. **Therefore, the sum of the numbers in each column will be larger than the total number of people tested.**

Reporting lab	Inconclusive	Negative	Positive	Percent positive	Total
HEALTH FIRST - CAPE CANAVERAL HOSPITAL		1	48	98%	49
CDR MAGUIRE - MIAMI BEACH CC MISSION 17388		2	47	96%	49
ALWAYS BEST CARE SENIOR SERVICES		44	5	10%	49
SOLARIS SENIOR LIVING NORTH NAPLES		48	1	2%	49
FHMG_CTR FOR SENIOR HEALTH		44	5	10%	49
SOFT CELL LABORATORIES		45	4	8%	49
GRAMERCY PARK URGENT CARE		47	2	4%	49
CARE 4 U MANAGEMENT, INC			49	100%	49
DOH		23	26	53%	49
ARCPPOINT LABS OF WEST PALM BEACH		9	40	82%	49
NORTHBROOK CENTER FOR☐		47	2	4%	49
ALLEGRO		47	2	4%	49
WALGREEN		37	12	24%	49
Guardian Care Nursing and Rehabilitation Center		49			49
LYSTER ACH FT RUCKER AL		45	3	6%	48
JFK MEDICAL CENTER NORTH LAB		1	47	98%	48
PREMIER MEDICAL ASSOCIATES		46	2	4%	48
SEWANEE MOLECULAR DIAGNOSTICS LABORATO		48			48
HERNANDO ENDOSCOPY AND SURGERY CENTER		37	11	23%	48
BAPTIST URGENT CARE		44	4	8%	48
CAREMED INTERNAL MEDICINE		30	18	38%	48
INTERCOASTAL MEDICAL GROUP		2	46	96%	48
BITTINGS APOTHECARY INC		42	6	13%	48
CITY OF CAPE CORAL		37	11	23%	48
ISLAND URGENT CARE PLLC		44	4	8%	48
GRAND OAKS OF PALM CITY LLC☐	1	41	6	13%	48
BAY CENTER HURRICANE SHELTER		48			48
COURTYARD GARDENS OF JUPITER		48			48
NAPLES PEDIATRICS INC☐		43	5	10%	48
PINES NURSING HOME		46	2	4%	48
UNIVERSITY COMMUNITY HOSPITAL		41	7	15%	48
PREMIER COMMUNITY HEALTHCARE GROUP INC		46	2	4%	48
ROADS PEDIATRICS,LLC		45	3	6%	48
MORTON PLANT			48	100%	48
THE TERRACE OF JACKSONVILLE		3	45	94%	48
SOMA MEDICAL CENTER PA #3		10	38	79%	48
INTERLAB		1	46	98%	47
BLUE SPRINGS SURGERY CENTER		47			47
POINTE AT NEW PORT PLACE,THE		47			47
WINTER GARDEN REHAB AND NURSING CENTER		43	4	9%	47
COMPLETE HOME CARE OF THE PALM BEACHES LLC		43	4	9%	47
GROWING TOGETHER PEDIATRICS, LLC		41	6	13%	47
Casa Mora Rehabilitation & Extended Care		45	2	4%	47
URGENT CARE & WELLNESS CENTER		15	32	68%	47
MOBILE DOC FL, LLC		29	18	38%	47
PANCARE HEALTH - BAY COUNTY - YOUNGSTOWN		42	5	11%	47
FAMILY EXTENDED CARE OF WINTER HAVEN		45	2	4%	47

COVID-19: testing by laboratory

Data through Apr 26, 2021 verified as of Apr 27, 2021 at 09:25 AM

Data in this report are provisional and subject to change.

The numbers in the table below represent the number of Florida and non-Florida residents for whom test results were received by the Department of Health. A person can be tested by more than one laboratory and can have both positive and negative results. **Therefore, the sum of the numbers in each column will be larger than the total number of people tested.**

Reporting lab	Inconclusive	Negative	Positive	Percent positive	Total
NAVARRE GARDENS		41	6	13%	47
ROYAL PALM SENIOR RESIDENCE		47			47
ADVENTHEALTH MEDICAL GROUP FAMILY & INTERNAL		20	26	57%	46
TRICORE REF LABS - UNIV OF NM		46			46
NORTH FLORIDA / SOUTH GEORGIA VETERANS HEALTH SYSTEM		1	45	98%	46
H LEE MOFFITT CANCER CENTER MICRO		46			46
ADVENT HEALTH MEDICAL GROUP OB GYN AT		40	6	13%	46
COLLIER BLVD HMA PHYSICIAN MANAGEMENT LLC		46			46
HARTFORD HEALTH SERVICES LLC		46			46
ALLIANCE OF PHYSICIANS AGAINST COVID-19			46	100%	46
MID-FLORIDA PATHOLOGY, LLC		35	11	24%	46
ENCOMPASS HEALTH REHABILITATION OF ALTAMONTE		41	5	11%	46
EAST MANATEE FAMILY	1	1	44	96%	46
BAY STREET PHARMACY☐		41	5	11%	46
PATRICK MANOR INCORPORATED		46			46
WG EVERGREEN WOODS SH LLC		46			46
KAPG ST AUGUSTINE SENIOR HOUSING OPCO LLC		37	9	20%	46
SAN CARLOS PHARMACY		39	7	15%	46
MINUTECLINIC DIAGNOSTIC OF LOUISIANA		43	3	7%	46
LAKE BUTLER HOSPITAL		42	4	9%	46
LUTHERAN HAVEN EXTENDED CONGREGATE CAR		46			46
THORNBURG PEDIATRICS		42	4	9%	46
WALGREENS 3145		43	3	7%	46
PREMIER PLACE HEALTHCARE AT THE GLENVIEW		46			46
COLLIER URGENT CARE CENTERS		44	1	2%	45
REDI-MED WALK-IN FAMILY CARE			45	100%	45
WELLMED AT NEW TAMPA		33	12	27%	45
GREENSBORO PATHOLOGY LLC		34	11	24%	45
IMA MEDICAL GROUP POINCIANA		18	27	60%	45
SOUTH FLORIDA BAPTIST HOSPITAL			45	100%	45
AVALON PARK RETIREMENT RESIDENCE		43	2	4%	45
NEOGENOMICS LABORATORIES INC		45			45
LEE MEMORIAL HEALTH SYSTEM		40	5	11%	45
BD MEDICAL SYSTEMS		43	2	4%	45
LARA HEALTH AND WELLNESS CENTER LLC		45			45
LEE PHYSICIAN GROUP COLLEGE POINT		45			45
PLAINVIEW URGENT CARE		42	3	7%	45
ST JUDE LABORATORIES		40	5	11%	45
STUART URGENT CARE			45	100%	45
NEXT MOLECULAR ANALYTICS		14	31	69%	45
SOUTHPORT SQUARE HARBOUR HEALTH		45			45
MULBERRY'S MOBILE PROVIDER SERVICES LLC☐		29	16	36%	45
CVS MINUTE CLINIC DIAGNOSTIC OF NORTH CAROL		39	6	13%	45
VOLUSIA COUNTY BRANCH JAIL		1	44	98%	45
BENTON HOUSE OF ST. JOHNS		43	2	4%	45
BRP SH OPCO LLC		45			45
ADULT MEDICINE OF LAKE COUNTY INC			45	100%	45

COVID-19: testing by laboratory

Data through Apr 26, 2021 verified as of Apr 27, 2021 at 09:25 AM

Data in this report are provisional and subject to change.

The numbers in the table below represent the number of Florida and non-Florida residents for whom test results were received by the Department of Health. A person can be tested by more than one laboratory and can have both positive and negative results. **Therefore, the sum of the numbers in each column will be larger than the total number of people tested.**

Reporting lab	Inconclusive	Negative	Positive	Percent positive	Total
RADIOLOGY ASSOCIATES OF VENICE AND ENGLEWOOD		42	2	5%	44
PEDIATRICS OF CENTRAL FLORIDA – SAINT CLOUD	2	40	2	5%	44
ASHTON PLACE	3	37	4	9%	44
NEWPATH DIAGNOSTICS		36	8	18%	44
PRINCETON VILLAGE☐		40	4	9%	44
UNIVERSITY BEHAVIORAL CENTER		44			44
LAKE COUNTY SCHOOLS EMPLOYEE HEALTH CENTER		32	12	27%	44
Gulf Shore Care Center		39	5	11%	44
UNION MEDICAL CARE PLLC		43	1	2%	44
THE MERIDIAN AT BOCA RATON	1	43			44
FLORIDA HOSPITAL		28	16	36%	44
BENTON HOUSE OF CLERMONT		44			44
INNOVATIVE GX LABORATORIES		37	7	16%	44
AU MEDICAL CENTER, INC	1	38	5	11%	44
THE PALMS PHARMACY, INC		41	3	7%	44
TRIPLE O MEDICAL SERVICES INC		41	3	7%	44
EMPLOYEE WELLNESS PA		28	16	36%	44
LOURDES HOSPITAL INC		42	2	5%	44
FIRST CHOICE URGENT CARE		12	31	72%	43
FLAGLER HOSPITAL INC	2		41	95%	43
BRANCH MEDICAL CLINIC			43	100%	43
MAKO MEDICAL		21	22	51%	43
EMORY CLINIC, THE		41	2	5%	43
EC OPCO TIMBERLIN PARC LLC		43			43
ST LUCIE COUNTY JAIL		28	15	35%	43
LAKE MARY KIDS CENTRA CARE		33	10	23%	43
DUVAL PHARMACY		32	11	26%	43
BRONX LEBANON HOSPITAL-MEDICAL CENTER		39	4	9%	43
BIOFIRE		11	32	74%	43
PINELLAS INTERNAL MEDICINE ASSOCIATES	1	39	3	7%	43
CAREHERE LAKE SCHOOLS EMPLOYEE HEALTH CENTER		29	14	33%	43
University Hills health and Rehabilitation		33	10	23%	43
WOLFF CTR FOR CHILD & ADOLESCENT HEALTH PLLC,THE		26	17	40%	43
DHMD		43			43
RESIDENTIAL PLAZA AT BLUE LAGOON INC		39	4	9%	43
TGH URGENT CARE – WESLEY CHAPEL			42	100%	42
SEWALLS POINT PHARMACY INC		34	8	19%	42
CLINICAL LABORATORY		42			42
KIVA AT CANTERBURY		25	17	40%	42
WHITE-WILSON MEDICAL CENTER		31	11	26%	42
ATRIA WILLOW WOOD		40	2	5%	42
D W MCMILLAN MEMORIAL HOSPITAL		31	11	26%	42
STAT ONE URGENT CARE CENTER		2	40	95%	42
STETSON UNIVERSITY STUDENT HEALTH CENTER		3	39	93%	42
REOPEN DIAGNOSTICS			42	100%	42
ENCOMPASS HEALTH REHABILITATION HOSPITAL OF PANAMA CITY		37	5	12%	42
WALK IN MEDICAL URGENT CARE		42			42

COVID-19: testing by laboratory

Data through Apr 26, 2021 verified as of Apr 27, 2021 at 09:25 AM

Data in this report are provisional and subject to change.

The numbers in the table below represent the number of Florida and non-Florida residents for whom test results were received by the Department of Health. A person can be tested by more than one laboratory and can have both positive and negative results. **Therefore, the sum of the numbers in each column will be larger than the total number of people tested.**

Reporting lab	Inconclusive	Negative	Positive	Percent positive	Total
WINDSOR WOODS REHAB & HEALTHCARE CTR		40	2	5%	42
BAYCARE MEDICAL GROUP INC		3	39	93%	42
LONGLEAF DIAGNOSTIC LABORATORIES		13	29	69%	42
University Hospital		35	7	17%	42
ORLANDO HEALTH PRIMARY CARE PEDIATRICS		39	3	7%	42
WEISS PEDIATRIC CARE LLC		28	14	33%	42
PACIFICA SENIOR LIVING OCALA		37	5	12%	42
Atlantic Shore Nursing and Rehab		42			42
NORTHWELL HEALTH PLAINVIEW HOSPITAL LABORATORY		33	9	21%	42
SMH PHYSICIAN SERVICES INC		41	1	2%	42
MAIMONIDES-SHALOM ACADEMY, INC		41	1	2%	42
CITRUS COUNTY HEALTH DEPARTMENT		35	6	15%	41
CITRUS CARE CLINIC			41	100%	41
UNION MEDICAL CARE		41			41
MINUTE CLINIC DIAGNOSTIC OF VIRGINIA, LLC		39	2	5%	41
SOUTHCOR LABORATORY		7	34	83%	41
NIGHT LITE PEDIATRIC CENTER		10	31	76%	41
GRAND VILLA OF NEW PORT RICHEY		34	7	17%	41
PEDIATRICS OF CENTRAL FLORIDA KISSI		33	8	20%	41
UNIVERSITY OF ALABAMA		38	3	7%	41
BULLS HEAD URGENT CARE		39	2	5%	41
BOND CLINIC, PA		11	30	73%	41
WELLSTAR KENNESTONE HOSPITAL		38	3	7%	41
FLORIDA HOSPITAL NEW SMYRNA		4	37	90%	41
EASTERN SHORE URGENT CARE		30	11	27%	41
CROSSROADS URGENT CARE		26	15	37%	41
A & R RESEARCH GROUP		35	6	15%	41
RIVERHEAD URGENT CARE		40	1	2%	41
CAPITAL REGIONAL MEDICAL CENTER		2	39	95%	41
CRESTVIEW IMMEDIATE CARE LL		17	24	59%	41
CLINICAL PATHOLOGY LABORATORIES, INC		40			40
M&V SAN JOSE MEDICAL CENTER			40	100%	40
BELVEDERE COMMONS OF SUN CITY CENTER		40			40
LPG CONVENIENT CARE AT METRO		36	4	10%	40
NORTHSIDE HOSPITAL EMERGENCY DEPT		36	4	10%	40
THE LODGE AND REHABILITATION CENTER		24	16	40%	40
PRIDE DIAGNOSTICS		24	16	40%	40
GRAND VILLA OF ENGLEWOOD		35	5	13%	40
DOCTOR TODAY TLC LLC			40	100%	40
ADVENT HEALTH CENTRA CARE - LAKELAND		30	10	25%	40
CARILLON SPORTS AND FAMILY MEDICINE		30	10	25%	40
FAMILY AND INTERNAL MEDICINE AT AVALON PARK		36	4	10%	40
UNIVERSITY MEDICAL CTR OF PRINCETON AT		38	2	5%	40
EP MEDICAL EQUIPMENT PHARMACY		34	6	15%	40
ORLANDO ORTHOPAEDIC OUTPATIENT SURGERY CENTER		34	6	15%	40
FLORIDA DEPARTMENT OF HEALTH CLAY COUNTY		26	13	33%	39
GENEXPERT			39	100%	39

COVID-19: testing by laboratory

Data through Apr 26, 2021 verified as of Apr 27, 2021 at 09:25 AM

Data in this report are provisional and subject to change.

The numbers in the table below represent the number of Florida and non-Florida residents for whom test results were received by the Department of Health. A person can be tested by more than one laboratory and can have both positive and negative results. **Therefore, the sum of the numbers in each column will be larger than the total number of people tested.**

Reporting lab	Inconclusive	Negative	Positive	Percent positive	Total
PINELLAS PARK FIRE DEPARTMENT		39			39
WG BAYPOINT VILLAGE SH LLC		38	1	3%	39
GUYAN VALLEY WELLNESS CENTER		32	7	18%	39
ISLAMORADA VILLAGE OF ISLANDS FIRE RESCUE		36	3	8%	39
EXPRESS CARE OF TAMPA BAY LLC		8	31	79%	39
FLORIDA HOSPITAL PHYSICIAN GROUP		26	13	33%	39
CEDAR CREEK AT KINGS BAY INC		39			39
BROOKDALE BRANDON	1	38			39
PORT SAINT JOHN FAMILY PRACTICE		23	16	41%	39
PALM POINT BEHAVIORAL HEALTH		39			39
HOUSE CALLS PROFESSIONAL LLC		35	4	10%	39
BAY COUNTY JAIL ANNEX		34	5	13%	39
VETERANS AFFAIRS MEDICAL CENTER - NEW YORK HARBOR		37	2	5%	39
MEDEX MEDICAL EXPRESS OF PALATKA LLC			39	100%	39
ADVENTHEALTH MEDICAL GROUP PULMONOLOGY		34	5	13%	39
FLORIDA MEDICAL CLINIC IM MLK		26	13	33%	39
JUNIPER VILLAGE AT CAPE CORAL		34	5	13%	39
BAYSHORE PATHOLOGY CONSULTANTS PA		37	2	5%	39
ANDALUSIA HEALTH		22	17	44%	39
CLINICAL RESEARCH SEQUENCING PLATFORM		8	31	79%	39
LABORATORY MEDICINE CONSULTANTS-LMC PA		36	3	8%	39
CORRECTIONAL MEDICAL GROUP		27	12	31%	39
DCH REGIONAL MEDICAL CENTER LABORATORY		37	1	3%	38
ARTHREX MEDICAL CENTER EAST		25	13	34%	38
MOLECULAR DIAGNOSTICS		5	33	87%	38
HOMWOOD RESIDENCE AT FREEDOM PLAZA		37	1	3%	38
CLEARWATER EMPLOYEE HEALTH CLINIC		19	19	50%	38
TNC WALK IN CLINIC		26	12	32%	38
STEWART MEDICAL GROUP, INC		21	17	45%	38
AUTUMN OF SARASOTA		12	26	68%	38
ROCKLAND URGENT CARE FAMILY HEALTH NP		36	2	5%	38
CONNECTICUT DEPARTMENT OF HEALTH		22	16	42%	38
ATRIA SAN PABLO		36	2	5%	38
TAYLORVILLE FAMILY MEDICINE		31	7	18%	38
LMH SKILLED NURSING UNIT		38			38
CCRC @ SUNFLOWER LLC		35	3	8%	38
HEARTLAND PEDIATRIC ASSOCIATES		29	9	24%	38
ST AUGUSTINE PEDIATRIC ASSOC		33	5	13%	38
GRAND VILLA OF LARGO		33	5	13%	38
A AND R RESEARCH GROUP LLC		34	4	11%	38
HARMONY HEALTH OPCO, LLC		17	21	55%	38
MINUTECLINIC, LLC, DBA MINUTECLINIC #5		34	4	11%	38
Life Care Center of Citrus County		37	1	3%	38
INNOVATION CLINICAL TRIALS, INC			38	100%	38
PATHOGENIUS LABORATORIES		30	7	19%	37
MINUTECLINIC DIAGNOSTIC OF RHODE ISLAND, LLC #1544		36	1	3%	37
METROPOLITAN CHARITIES INC		34	3	8%	37

COVID-19: testing by laboratory

Data through Apr 26, 2021 verified as of Apr 27, 2021 at 09:25 AM

Data in this report are provisional and subject to change.

The numbers in the table below represent the number of Florida and non-Florida residents for whom test results were received by the Department of Health. A person can be tested by more than one laboratory and can have both positive and negative results. **Therefore, the sum of the numbers in each column will be larger than the total number of people tested.**

Reporting lab	Inconclusive	Negative	Positive	Percent positive	Total
PECONIC BAY MEDICAL CENTER LABORATORY		28	9	24%	37
MINUTECLINIC DIAGNOSTIC OF LOUISIANA,		34	3	8%	37
ACCURATE DIAGNOSTIC LAB		35	2	5%	37
THE COLLIER AT NAPLES		36	1	3%	37
PONCE THERAPY CARE CENTER		34	3	8%	37
MINUTECLINIC DIAGNOSTIC OF MICHIGAN		34	3	8%	37
COLLIER HMA PHYSICIAN MANAGEMENT LLC		27	10	27%	37
CARE HERE		12	25	68%	37
ALAN A SMITH MD LLC		34	3	8%	37
HUNT CLUB MEDICAL		15	22	59%	37
HOLLISMED LLC		35	2	5%	37
ASSISTED LIVING OF BROWARD		37			37
HR SARASOTA OPERATOR LLC		25	12	32%	37
CENTRAL FLORIDA HEALTH CARE INC WAUCHULA SITE 2		29	8	22%	37
Grand Villa of Deerfield Beach		33	4	11%	37
GRAND VILLA OF ST. PETERSBURG		35	2	5%	37
FAMILY EXTENDED CARE OF SEBRING INC		35	2	5%	37
WEINBERG VILLAGE		36	1	3%	37
EMORY UNIVERSITY HOSPITAL		29	8	22%	37
MINUTE CLINIC LLC #2216		34	3	8%	37
HOLZER HEALTH CENTER		5	32	86%	37
WASHINGTON COUNTY HEALTH DEPARTMENT		25	12	32%	37
GULFSIDE HOSPICE INC		34	3	8%	37
ONE MILO		37			37
GRAND VILLA OF PINELLAS PARK		35	2	5%	37
JUPITER MEDICAL CENTER PHYSICIANS GROUP, INC		32	4	11%	36
FLORIDA PEDIATRIC GROUP PA		28	8	22%	36
PULSE & REMEDY LLC		21	15	42%	36
VENICE URGENT CARE – GULF COAST		1	35	97%	36
HARBORCHASE OF WELLINGTON CROSSING		34	2	6%	36
PATHGROUP		9	27	75%	36
STATCARE URGENT AND WALK-IN MEDICAL CA		33	3	8%	36
OCCUPATIONAL HEALTH CENTERS OF THE SOUTHWEST PA		31	5	14%	36
KISSIMMEE VA OUTPATIENT CLINIC		33	3	8%	36
MAINSTREET FAMILY URGENT CARE		1	35	97%	36
WALGREENS COVID-19		27	9	25%	36
COMMUNITY MEDICAL CARE CENTER INC			36	100%	36
WARDE MEDICAL LABORATORY		28	8	22%	36
PHYSICIAN ASSOCIATES LLC		26	10	28%	36
ST. MARYS MEDICAL CENTER		1	35	97%	36
JACK BANDEL MD PA		35	1	3%	36
CENTERPLACE HEALTH		15	21	58%	36
Kensington Gardens		36			36
BVL/LITTLE ANGEL PEDIATRICS		36			36
MEDCOMP SCIENCES			36	100%	36
AIR, LAND & SEA PHYSICALS & CONSULTATIONS, LLC		35	1	3%	36
EASYCARE WALK-IN CLINIC	1	14	21	58%	36

COVID-19: testing by laboratory

Data through Apr 26, 2021 verified as of Apr 27, 2021 at 09:25 AM

Data in this report are provisional and subject to change.

The numbers in the table below represent the number of Florida and non-Florida residents for whom test results were received by the Department of Health. A person can be tested by more than one laboratory and can have both positive and negative results. **Therefore, the sum of the numbers in each column will be larger than the total number of people tested.**

Reporting lab	Inconclusive	Negative	Positive	Percent positive	Total
ALABAMA CLINICS		19	16	46%	35
MIDDLETOWN MEDICAL P C		25	10	29%	35
JAMAICA HOSPITAL MEDICAL CENTER		31	4	11%	35
PARKSIDE HEALTH AND REHABILITATION CENTER			35	100%	35
FHMG-FLORIDA HOSPITAL MEDICAL GROUP		25	10	29%	35
REDI-MED WALK IN FAMILY CLINIC			35	100%	35
ISLAND LAKE CENTER		14	21	60%	35
LEE PHYSICIAN GROUP		31	4	11%	35
FLORIDA PRESBYTERIAN HOMES INC		33	2	6%	35
METRO KNOXVILLE HMA		25	10	29%	35
IRL		4	31	89%	35
BAYCARE HEALTH SYSTEMS, LLC			35	100%	35
BOCA TOXICOLOGY LLC		33	2	6%	35
POARCH BANC CREEK INDIANS TRIBAL HEALTH DEPARTMENT			35	100%	35
FAST PACE MEDICAL CLINIC		30	5	14%	35
SOUTHEASTERN OUTPATIENT SURGERY CENTER		32	3	9%	35
P23 LABS		35			35
MINUTE CLINIC, LLC DBA MINUTECLINIC #4505		32	3	9%	35
NCHD		21	14	40%	35
FORT CAROLINE GARDENS, INC		33	2	6%	35
MINUTE CLINIC DIAGNOSTIC OF VIRGINIA		28	7	20%	35
ENCOMPASS HEALTH REHABILITATION HOSPITAL OF OCALA		34	1	3%	35
MARYLAND DEPARTMENT OF HEALTH			35	100%	35
WUESTHOFF MEMORIAL HOSPITAL			35	100%	35
KINDRED HOSPITAL OCALA		32	3	9%	35
ADVENT HEALTH - FISH MEMORIAL		2	33	94%	35
MEDEXPRESS URGENT CARE WEST TAMPA			35	100%	35
NEUROINTERNATIONAL SARASOTA		32	3	9%	35
MINUTE CLINIC DIAGNOSTIC OF NEW JERSEY		34	1	3%	35
VIKOR SCIENTITIC		5	30	86%	35
FLORIDA DEPARTMENT OF HEALTH IN MONROE COUNTY		27	7	21%	34
JACKSON HEALTH SYSTEM		2	32	94%	34
RASHDA ALBIBI M.D. P.A.		31	3	9%	34
BUREAU OF PUBLIC HEALTH	1	13	20	59%	34
TRADITIONAL HOME CARE INC		33	1	3%	34
HARBOUR ISLAND PEDIATRICS		24	10	29%	34
MEDEMERGE		32	2	6%	34
CHIPOLA QUICK CARE		28	6	18%	34
LABORATORY ALLIANCE OF CENTRAL NEW YORK		32	2	6%	34
PHOSPHORUS DIAGNOSTICS		27	7	21%	34
PARAMOUNT WALK-IN CLINIC		1	33	97%	34
AYERS NURSING AND REHABILITATION CENTER		34			34
CIGNA PBSO WEST PALM		3	31	91%	34
LONG TERM CARE OF GULF BREEZE LLC		30	4	12%	34
TUSCAN GARDENS OF DELRAY BEACH MANAGEMENT COMPANY,		34			34
SOUTHWEST LABS		34			34
MINUTE CLINIC DIAGNOSTIC OF SC, LLC #75		32	2	6%	34

COVID-19: testing by laboratory

Data through Apr 26, 2021 verified as of Apr 27, 2021 at 09:25 AM

Data in this report are provisional and subject to change.

The numbers in the table below represent the number of Florida and non-Florida residents for whom test results were received by the Department of Health. A person can be tested by more than one laboratory and can have both positive and negative results. **Therefore, the sum of the numbers in each column will be larger than the total number of people tested.**

Reporting lab	Inconclusive	Negative	Positive	Percent positive	Total
VILLA COURT LLC		34			34
THE SPRINGS OF PARC HILL		33	1	3%	34
BOND CLINIC		3	30	91%	33
CANCER RESEARCH LAB, BOB JONES UNIVERSITY		29	4	12%	33
MEDPEDS ASSOCIATES OF SARASOTA PA		30	3	9%	33
SOUTHEAST GEORGIA HEALTH SYSTEM, INC		28	5	15%	33
RESIDENCE AT BAY VUE		31	2	6%	33
WALGREENS_COCONUT CREEK		26	7	21%	33
GREENRIDGE GROUP HOME	3	11	19	58%	33
WESTWOOD NURSING AND REHABILITATION		28	5	15%	33
VETERAN AFFAIRS MEDICAL CENTER - JAMES J PETERS		30	3	9%	33
NIGHT LITE PEDIATRICS URGENT CARE CENTER			33	100%	33
NURSES HELPING HANDS INC ALF		33			33
AMMON ANALYTICAL LABORATORIES		29	4	12%	33
LONG BEACH URGENT CARE		33			33
HUNTINGTON STATION URGENT CARE		32	1	3%	33
SANFORD MOBILE LAB PGA TOUR		32	1	3%	33
LPG PRIMARY CARE AT CAPE CORAL PARKWAY		27	6	18%	33
STATEN ISLAND UNIVERSITY HOSPITAL-POUCH		32	1	3%	33
VETERANS HOME		1	32	97%	33
CORAL HOUSE ASSISTED LIVING COMMUNITY LLC		33			33
ENCOMPASS HEALTH REHABILITATION HOSPITAL OF MIAMI		32	1	3%	33
AMBRY GENETICS CORPORATION	23	10			33
AHSE ROP		32	1	3%	33
ALPHA PHARMACY		30	3	9%	33
EVERLYWELL		19	14	42%	33
OPIS COQUINA CENTER		32	1	3%	33
Consulate Health Care of Orange Park		27	6	18%	33
WOMENS CARE FLORIDA LABORATORY		25	7	22%	32
STEINHATCHEE DRUGS		26	6	19%	32
CARE CENTERS OF NASSAU LLC MINER ROAD NORTH		32			32
Heartland Health Care Center North Sarasota		18	14	44%	32
ACCESS 365 URGENT CARE		10	22	69%	32
ADVANCED URGENT CARE		12	20	63%	32
ENCOMPASS HEALTH REHABILITATION		30	2	6%	32
FLORIDA ENDOSCOPY & SURGERY CTR LLC		32			32
PASSPORT HEALTH ORLANDO		32			32
COLORADO DEPARTMENT OF PUBLIC HEALTH AND ENVIRONMENT			32	100%	32
MADISON POINTE CARE CENTER		32			32
UNION CHD		29	3	9%	32
MARTHA'S HOUSE & ASSISTED LIVING FACILITY		32			32
CERON PEDIATRICS & INTEGRATIVE MEDICIN		32			32
COLORADO DEPARTMENT OF HEALTH LABORATORY SERVICES DIVISION			32	100%	32
WESTMINSTER ST AUGUSTINE		32			32
LAKE MARY - STIRLING CENTER SUITE 202			32	100%	32
SYNIVERSE WELLNESS CENTER		27	5	16%	32
BAYSIDE LABORATORIES INC		32			32

COVID-19: testing by laboratory

Data through Apr 26, 2021 verified as of Apr 27, 2021 at 09:25 AM

Data in this report are provisional and subject to change.

The numbers in the table below represent the number of Florida and non-Florida residents for whom test results were received by the Department of Health. A person can be tested by more than one laboratory and can have both positive and negative results. **Therefore, the sum of the numbers in each column will be larger than the total number of people tested.**

Reporting lab	Inconclusive	Negative	Positive	Percent positive	Total
IPSUM DIAGNOSTICS		3	29	91%	32
STATCARE URGENT & WALK IN MEDICAL CARE		28	4	13%	32
CARDIOLOGY AND MEDICINE ASSOCIATES INC		31	1	3%	32
TREASURE ISLE LLC		32			32
CARLOS F FUSTER MD PA		29	2	6%	31
VENICE REGIONAL BAYFRONT HEALTH			31	100%	31
OAKMONTE VILLAGE		30	1	3%	31
ENCORE AT BOCA RATON, THE			31	100%	31
LPG PRIMARY CARE AT BONITA BAY LIFESTYLE CENTER		28	3	10%	31
LEE COMMUNITY HEALTHCARE INC CAPE CORAL		30	1	3%	31
PREMIER URGENT CARE CENTER LLC			31	100%	31
REGENCY PARK ASSISTED LIVING FACILITY		29	2	6%	31
MIDNIGHT MEDICINE			31	100%	31
CITY OF NAPLES FIRE RESCUE		27	4	13%	31
COLLIER ANESTHESIA PAIN LLC		31			31
MICHAEL J D'AMBROSE MD PA		29	2	6%	31
UR CARE FAMILY AND SPORTS MEDICINE			31	100%	31
AMERICAN ESOTERIC LABORATORIES		15	16	52%	31
MINUTECLINIC DIAGNOSTIC OF RHODE ISLAND, LLC #212		31			31
FAMILY CARE PARTNERS URGENT CARE LLC		25	6	19%	31
UNIPATH		24	7	23%	31
FLORIDA MEDICAL CL ODOM TPA		17	14	45%	31
PERDIDO URGENT CARE		1	30	97%	31
CHIPOLA MEDICAL ASSOCIATES		11	20	65%	31
LAKELAND NURSING AND REHABILITATION CENTER			31	100%	31
A LILIKO'I PHARMACY LLC		28	3	10%	31
DISCOVERY COMMONS AT BRADENTON		31			31
SANFORD PEDIATRIC ASSOCIATES, PA		28	3	10%	31
LabCorp L#09258130 M#09258125		12	19	61%	31
NORTH PINELLAS CHILDRENS MEDICAL CENTER			31	100%	31
Wiregrass Rehabilitation Center and Nursing Home		28	3	10%	31
HEALTH FIRST - VIERA HOSPITAL		1	30	97%	31
TAMPA URGENT CARE			31	100%	31
ENT AND ALLERGY ASSOCIATES OF FLORIDA LLC		30	1	3%	31
ADVENTHEALTH MEDICAL GROUP FAMILY MEDICINE AT RDV		31			31
MIGUEL E TREVINO MD PA		27	4	13%	31
ORLANDO FAMILY MEDICINE		14	17	55%	31
STUART REHABILITATION AND HEALTHCARE		15	16	52%	31
COUNTY OF LOS ANGELES			31	100%	31
MINUTECLINIC, LLC #08366		25	5	17%	30
THE TERRACE AT IVY ACRES ALF		11	19	63%	30
GRAND LIVING AT LAKEWOOD RANCH		29	1	3%	30
Grand Villa of Dunedin		24	6	20%	30
GILBERT MEDICAL GROUP		28	2	7%	30
OAK HARBOR ASSISTED LIVING FACILITY		27	3	10%	30
ST PETER'S BENDER LABORATORY		29	1	3%	30
CENTER ONE SURGERY CENTER		24	6	20%	30

COVID-19: testing by laboratory

Data through Apr 26, 2021 verified as of Apr 27, 2021 at 09:25 AM

Data in this report are provisional and subject to change.

The numbers in the table below represent the number of Florida and non-Florida residents for whom test results were received by the Department of Health. A person can be tested by more than one laboratory and can have both positive and negative results. **Therefore, the sum of the numbers in each column will be larger than the total number of people tested.**

Reporting lab	Inconclusive	Negative	Positive	Percent positive	Total
FORT VALLEY STATE UNIVERSITY		29	1	3%	30
WALGREENS_PEMBROKE PINES		23	7	23%	30
ORLANDO ORTHOPAEDIC CENTER		28	2	7%	30
BAPTIST PRIMARY BLACK CREEK SOUTH			30	100%	30
TALLAHASSEE DEVELOPMENTAL CENTER☐		28	2	7%	30
JOSEF SCHENKER MD PC		30			30
P4CLINICAL	3	2	25	83%	30
HOLIDAY MEDICAL ASSOCIATES		4	26	87%	30
MINUTECLINIC, LLC #4230		26	4	13%	30
ADVENT HEALTH PRIMARY CARE PLUS, WINTER GARDEN		26	4	13%	30
Okeechobee Health Care Facility		16	14	47%	30
JOSEF SCHENKER MD PC DBA CENTERS URGENT		28	2	7%	30
SANITAS		4	26	87%	30
ENGLEWOOD HOSPITAL AND MEDICAL CENTER		25	5	17%	30
DAVID LAWRENCE CENTER		26	4	13%	30
COOPER HEALTHCARE		27	3	10%	30
BOCA SIMON LAB		1	29	97%	30
HERITAGE WATERSIDE		27	3	10%	30
JACKSONVILLE PEDIATRICS		19	11	37%	30
JOSEPH SCHENKER MD PC DBA CENTERS URGENT		26	4	13%	30
BOCA BIOLISTIC REFERENCE LAB			30	100%	30
CVS NC3516POCT WINSTON SALEM		26	4	13%	30
RAINBOW PEDIATRICS		1	29	97%	30
SPRINGWOOD COURT		25	5	17%	30
WILLAMETTE VALLEY TOXICOLOGY LLC		28	2	7%	30
CLINCLOUD, LLC			30	100%	30
GRAND VILLA OF BOYNTON BEACH		29	1	3%	30
WIREGRASS CLINIC LLC		24	6	20%	30
AMEERAH LABS			30	100%	30
SUNTREE INTERNAL MEDICINE		29			29
VIRTUA		25	4	14%	29
ROBERT H JENKINS JR VETERANS' DOMICILIARY HOME OF		26	3	10%	29
INTERIM HEALTHCARE OF NORTHWEST FLORIDA INC		27	2	7%	29
GEORGIA HEART CENTER (MSC 53), NAVICEN		27	2	7%	29
DUVAL COUNTY HEALTH DEPARTMENT		29			29
TIFFANY LAKE CARE CENTERS INC		28	1	3%	29
COMPREHENSIVE CHILDCARE		23	6	21%	29
UCLA HEALTHCARE CLINICAL LABS		23	6	21%	29
RENAISSANCE SENIOR LIVING	1	28			29
MAYO CLINIC JACKSONVILLE		4	25	86%	29
PBSO WEST PALM FAMILY PRACTICE		1	28	97%	29
RAYMOND BASRI MD		27	2	7%	29
PINELLAS 1 HOME HEALTH CARE CORP		28	1	3%	29
PALMS, THE		29			29
STEWART MELBOURNE HOSPITAL			29	100%	29
GOOD SAMARITAN HOSPITAL LABORATORY		26	3	10%	29
PANCARE HEALTH - BONIFAY K-8			29	100%	29

COVID-19: testing by laboratory

Data through Apr 26, 2021 verified as of Apr 27, 2021 at 09:25 AM

Data in this report are provisional and subject to change.

The numbers in the table below represent the number of Florida and non-Florida residents for whom test results were received by the Department of Health. A person can be tested by more than one laboratory and can have both positive and negative results. **Therefore, the sum of the numbers in each column will be larger than the total number of people tested.**

Reporting lab	Inconclusive	Negative	Positive	Percent positive	Total
NEMOURS CHILDRENS CLINIC		22	7	24%	29
CDC		17	12	41%	29
CHILDREN'S MEDICAL CENTER			29	100%	29
PALM GARDEN OF JACKSONVILLE		27	2	7%	29
GERALD J KIVETT MD		26	3	10%	29
BROOKWOOD BAPTIST MEDICAL CENTER		28	1	3%	29
UNIVERSITY OF ILLINOIS VETERINARY DIAG	1	27	1	3%	29
PRO HEALTH HARMONY		29			29
CVS NC7047POCT DURHAM		29			29
UNIV OF ROCHESTER-STRONG MEMORIAL HOSP		28	1	3%	29
DSI MANAGEMENT LLC		29			29
TOTTENVILLE CIRCLE URGENT CARE		29			29
CAPE CORAL HOSPITAL ABG LABORATORY		16	13	45%	29
ST VINCENTS AMBULATORY CARE INC DBA		26	3	10%	29
MARION PEDIATRICS PA		21	7	25%	28
LEE COMMUNITY HEALTHCARE INC NORTH FORT MYERS		28			28
ADVENT HEALTH MEDICAL GROUP- FAMILY MEDICINE AT DR. PHILIPS		23	5	18%	28
NATIONAL MENTOR HEALTHCARE LLC			28	100%	28
MINUTECLINIC DIAGNOSTIC OF TN PC #6435		25	3	11%	28
KIVA AT CANTERBURY, LLC		28			28
BROWARD HEALTH IMPERIAL POINT NURSING			28	100%	28
FAMILY CARE PARTNERS		18	10	36%	28
BROOKDALE UNIVERSITY HOSPITAL		26	2	7%	28
GASTROENTEROLOGY ASSOCIATES OF PENSACOLA PA		24	4	14%	28
ROSLYN URGENT CARE		27	1	4%	28
LPG PRIMARY CARE AT COLONIAL CENTER DRIVE		24	4	14%	28
MED LABS DIAGNOSTICS		11	17	61%	28
ASTORIA HEALTH AND REHABILITATION CENTER		27	1	4%	28
PORT ST LUCIE HOSPITAL		25	3	11%	28
PARK WEST MEDICAL CENTER		27	1	4%	28
MONTEFIORE NEW ROCHELLE HOSPITAL		25	3	11%	28
KEY PRIMARY CARE			28	100%	28
GADSDEN COUNTY HEALTH DEPARTMENT		22	6	21%	28
LAKE PLACID HEALTH AND REHABILITATION		1	27	96%	28
SOMA MEDICAL CENTER # 4		5	23	82%	28
ECC PEDIATRICS		28			28
FIRST CHOICE PEDIATRICS LOOP		25	3	11%	28
HENDRY REGIONAL CORPORATE HEALTH			28	100%	28
Cleveland Clinic Laboratories		4	24	86%	28
BIG BEND HOSPICE INC		28			28
PEDIATRICS IN BREVARD-COCOA BEACH		23	5	18%	28
EDEN AT CRESTVIEW		12	16	57%	28
URGENT CARE CENTER			28	100%	28
CHILDRENS MEDICAL CENTER			28	100%	28
GRAND VILLA OF MELBOURNE		26	2	7%	28
ORANGE PEDIATRICS			28	100%	28
BROOKDALE PHILLIPPI CREEK			28	100%	28

COVID-19: testing by laboratory

Data through Apr 26, 2021 verified as of Apr 27, 2021 at 09:25 AM

Data in this report are provisional and subject to change.

The numbers in the table below represent the number of Florida and non-Florida residents for whom test results were received by the Department of Health. A person can be tested by more than one laboratory and can have both positive and negative results. **Therefore, the sum of the numbers in each column will be larger than the total number of people tested.**

Reporting lab	Inconclusive	Negative	Positive	Percent positive	Total
ACTIVE SENIOR LIVING		26	2	7%	28
MEDEXPRESS URGENT CARE - BLOOMINGTON		23	5	18%	28
WEST BROWARD CARE CENTER		24	4	14%	28
ADVENT HEALTH MEDICAL GROUP FAMILY AND INTERNAL MEDICINE AT AVALON PAR		25	3	11%	28
BROOKDALE SOUTHPPOINT			27	100%	27
ATRIA LADY LAKE		27			27
GRACE COMMUNITY PHARMACY		3	24	89%	27
1 TOUCH TOTALCARE SOLUTIONS		24	3	11%	27
Clearwater Center		13	14	52%	27
VASSAR BROTHERS MEDICAL CENTER LABORATORY		25	2	7%	27
ACCESS HEALTH CARE PHYSICIANS LLC		10	17	63%	27
EPIC REFERENCE LABS INC			27	100%	27
VICK STREET MANOR		27			27
MINIMALLY INVASIVE VASCULAR INC		25	2	7%	27
MINUTECLINIC, LLC, DBA MINUTECLINIC #2544		26	1	4%	27
UTAH DEPARTMENT OF HEALTH			27	100%	27
SUMMIT MEDICAL GROUP - 75 E NORTHFIELD		22	5	19%	27
NTD EUROFINS ATLANTA		26	1	4%	27
CANTON-POTSDAM HOSPITAL LABORATORY		26	1	4%	27
HOWARD BEACH URGENT CARE		25	2	7%	27
SPANISH RIVER HIGH SCHOOL ESE		23	4	15%	27
OPTIMAL CARE PEDIATRICS		8	19	70%	27
MINUTECLINIC DIAGNOSTIC OF TN PC #6363		22	5	19%	27
LOOP PEDIATRICS		22	5	19%	27
MINUTECLINIC DIAGNOSTIC OF ILLINOIS L		21	6	22%	27
MINUTECLINIC DIAGNOSTIC OF TEXAS		23	4	15%	27
SHORE MEMORIAL HOSPITAL		24	3	11%	27
THE COMMONWEALTH OF MASSACHUSETTS		1	26	96%	27
MINUTECLINIC DIAGNOSTIC OF PENNSYLVANI		25	2	7%	27
DIXIE COUNTY HEALTH DEPARTMENT		18	9	33%	27
ADVANCED HEALTHCARE ASSOCIATES		23	4	15%	27
LEXINGTON PLACE SENIOR LIVING COMMUNITY		27			27
Summit Medical Group Westfield Lab		24	3	11%	27
HUNT CLUB PEDIATRIC ASSOCIATES LLC		22	5	19%	27
WELLMED AT PLANT CITY		12	15	56%	27
CARENOW - DOWNTOWN NORTH GULCH		25	2	7%	27
SUNCOAST LABS			27	100%	27
URGENT FAMILY CARE INC		24	3	11%	27
LAKELAND HILLS CENTER		19	8	30%	27
EXPRESS CARE OF BELLEVIEW		27			27
HEALTHPARK MEDICAL CENTER ABG LAB		26	1	4%	27
MINUTECLINIC DIAGNOSTIC OF TN, PC 374		23	4	15%	27
EMORY BENNETT VETERANS NURSING HOME	1	26			27
PHYSICIANS CARE		23	4	15%	27
EXPRESS FAMILY CARE LLC		11	15	58%	26
WESTPAC LABS INC	1	14	11	42%	26
LOT HEALTH SERVICES	1	25			26

COVID-19: testing by laboratory

Data through Apr 26, 2021 verified as of Apr 27, 2021 at 09:25 AM

Data in this report are provisional and subject to change.

The numbers in the table below represent the number of Florida and non-Florida residents for whom test results were received by the Department of Health. A person can be tested by more than one laboratory and can have both positive and negative results. **Therefore, the sum of the numbers in each column will be larger than the total number of people tested.**

Reporting lab	Inconclusive	Negative	Positive	Percent positive	Total
DELRAY BEACH FACIAL PLASTIC SURGERY		26			26
MD BEAUTY LABS, PA		24	2	8%	26
UNDERGROUND FREE CLINIC		25	1	4%	26
COASTAL SKIN SURGERY AND DERMATOLOGY		18	8	31%	26
ADIRONDACK MEDICAL CENTER		26			26
PALMETTO PEDIATRICS			26	100%	26
FORT SANDERS REGIONAL LABORATORY		26			26
OAKTREE HEALTHCARE			26	100%	26
LAKES DIALYSIS CENTER INC			26	100%	26
GRAND VILLA OF DELRAY EAST		26			26
SUMMERGATE PHARMACY		24	2	8%	26
EAST HILL MEDICAL GROUP		17	9	35%	26
ADVENT HEALTH PARTIN SETTLEMENT HEALTH PARK		18	8	31%	26
COMMUNITY HEALTH OF SOUTH FLORIDA			26	100%	26
DARDEN WELLNESS CENTER		23	3	12%	26
MONCRIEF ARMY HEALTH CLINIC			26	100%	26
ABL MEDICAL CARE LLC			26	100%	26
PALM BEACH COUNTY FIRE RESCUE		24	2	8%	26
MINUTE CLINIC DIAGNOSTIC OF TEXAS, LLC		23	3	12%	26
PULMONARY SPECIALISTS OF THE PALM BEACHES		16	10	38%	26
RJ LEE GROUP	1	23	2	8%	26
WAKULLA COUNTY HEALTH DEPARTMENT		12	14	54%	26
GUIDEWELL EMERGENCY MEDICINE DOCTORS LLC #33		17	9	35%	26
CVA MINUTE CLINIC DIAGNOSTIC OF VIRGINIA, LLC		25	1	4%	26
HALIFAX HEALTH URGENT CARE		5	21	81%	26
NEWYORK-PRESBYTERIAN/ LAWRENCE HOSPITAL LABORATORY		23	3	12%	26
MAGNOLIA PEDIATRICS		4	22	85%	26
MINUTECLINIC DIAGNOSTIC OF TN PC #378		23	3	12%	26
THE CLUB AT BOYNTON BEACH, LLC		24	2	8%	26
TREEHOUSE PEDIATRICS & FAMILY CARE		26			26
PIEDMONT HOSPITAL CLINICAL LABORATORY		24	2	8%	26
ARCPOINT LABS OF FORT LAUDERDALE		25	1	4%	26
COASTAL COMPLETE CARE		12	14	54%	26
THE MINIER URGENT CARE		20	6	23%	26
NEW YORK METHODIST HOSPITAL		22	4	15%	26
UNIV OF NORTH ALABAMA HEALTH CENTER		22	3	12%	25
West Gate Village, LLC		25			25
WESTPAC LABS		1	24	96%	25
ENCOMPASS HOME HEALTH OF THE SOUTHEAST LLC		23	2	8%	25
PHYSICIANS STAT		3	22	88%	25
CENTRAL FLORIDA PEDIATRIC URGENT CARE LLC		21	4	16%	25
ASURANCE SCIENTIFIC LABORATORIES		24	1	4%	25
TOTAL ACCESS URGENT CARE		1	24	96%	25
FEDERAL PRISON CAMP PENSACOLA			25	100%	25
ADVENT HEALTH EXPRESS		9	16	64%	25
MINUTECLINIC DIAGNOSTIC OF TN PC #320		17	8	32%	25
JUPITER MEDICAL CENTER		1	24	96%	25

COVID-19: testing by laboratory

Data through Apr 26, 2021 verified as of Apr 27, 2021 at 09:25 AM

Data in this report are provisional and subject to change.

The numbers in the table below represent the number of Florida and non-Florida residents for whom test results were received by the Department of Health. A person can be tested by more than one laboratory and can have both positive and negative results. **Therefore, the sum of the numbers in each column will be larger than the total number of people tested.**

Reporting lab	Inconclusive	Negative	Positive	Percent positive	Total
SOUTH FLORIDA DIALYSIS CENTER		8	17	68%	25
LPG PRIMARY CARE AT MATTHEW DRIVE		22	3	12%	25
MINUTECLINIC DIAGNOSTIC OF NORTH		22	3	12%	25
CVS NC7588POCT ASHEVILLE		22	3	12%	25
ADVENT HEALTH - LAKE MARY PEDIATRICS		16	9	36%	25
ADEPT INPATIENT MEDICAL SERVICES PC		25			25
JUST FOR KIDS PEDIATRICS		5	20	80%	25
TREASURE COAST URGENT CARE			25	100%	25
ST. CLOUD HOSPITAL		20	5	20%	25
MADWAR		19	6	24%	25
MINUTECLINIC DIAGNOSTIC OF NORTH CAROLINA PC		22	3	12%	25
SUNQUEST		3	22	88%	25
STATE LAB		3	22	88%	25
THE WATERMARK AT VISTAWILLA		25			25
GREEN GABLES ASSISTED LIVING FACILITY		25			25
BETHESDA HEALTH PHYSICIAN GROUP INC			24	100%	24
ST ELIZABETH MEDICAL CENTER LABORATORY		21	3	13%	24
VISTACARE PHARMACY I		20	4	17%	24
PASSPORT HEALTH OF TAMPA BAY		21	3	13%	24
ROWLETT MIDDLE ACADEMY		22	2	8%	24
WELLNOW URGENT CARE		23	1	4%	24
LIFELINK TISSUE BANK D/B/A LIFELINK TISSUE BANK		20	4	17%	24
ATRIA AT ST JOSEPHS		24			24
VA MEDICAL CENTER			24	100%	24
MED PLUS FLORENCE		20	4	17%	24
ALAN SERURE MD		24			24
UAH STUDENT HEALTH CENTER		17	7	29%	24
PRIME CARE ONE LLC/HARBORCHASE OF VENICE			24	100%	24
CL BRUMBACK PRIMARY CARE CLINIC LANTANA		2	22	92%	24
COURTYARDS OF ORLANDO		24			24
BAYFRONT HMA CONVENIENT CARE, LLC		2	22	92%	24
PHYSICIANS PRIMARY CARE OF SW FLORIDA PL		24			24
DALE MEDICAL CENTER		19	5	21%	24
AVENTIS BIO-SERVICES CTL		24			24
BOZEMAN HEALTH DEACONESS HOSPITAL		18	6	25%	24
HEALTH MED CENTERS		24			24
LAKE NONA MEDICAL SERVICES		16	8	33%	24
URGENT CARE USA			24	100%	24
MID FLORIDA PATHOLOGY LLC		23	1	4%	24
NOVANT HEALTH		18	6	25%	24
FINLAY C. LABORATORY		4	20	83%	24
WESTMINSTER WOODS ON JULINGTON CREEK		22	2	8%	24
DOCTORS MEDICAL CENTER OF WALTON COUNTY CLINIC			24	100%	24
TIMBERLANE LODGE ALF	1	16	7	29%	24
VILLAGES REHABILITATION AND NURSING CENTER		24			24
FORT PIERCE FAMILY CARE INC		18	6	25%	24
ST VINCENT'S EAST		22	2	8%	24

COVID-19: testing by laboratory

Data through Apr 26, 2021 verified as of Apr 27, 2021 at 09:25 AM

Data in this report are provisional and subject to change.

The numbers in the table below represent the number of Florida and non-Florida residents for whom test results were received by the Department of Health. A person can be tested by more than one laboratory and can have both positive and negative results. **Therefore, the sum of the numbers in each column will be larger than the total number of people tested.**

Reporting lab	Inconclusive	Negative	Positive	Percent positive	Total
RAINBOW PEDIATRIC CENTER		2	22	92%	24
CSH LAKE ORIENTA LP		24			24
MORTON PLANT NORTH BAY HOSPITAL			24	100%	24
SARASOTA MEMORIAL NURSING & REHABILITATION CTR		24			24
PACIFICA SENIOR LIVING FORT MYERS		15	9	38%	24
HENNEPIN COUNTY MEDICAL CENTER (HCMC)		13	11	46%	24
PALMS MEDICAL GROUP - LAKE CITY WEST		3	21	88%	24
FLORIDA MEDICAL CLINIC - NEW TAMPA		19	5	21%	24
HERITAGE OAKS ASSISTED LIVING & MEMORY CARE		20	4	17%	24
SOUTH NASSAU COMMUNITIES HOSPITAL		20	4	17%	24
TARPON BAYOU CENTER			24	100%	24
MADISON COUNTY MEMORIAL HOSP		12	12	50%	24
CVS NV3210POCT LAS VEGAS		21	3	13%	24
SENIOR HEALTH OF WINTER PARK DUNDEE		24			24
LABORATORY DYNAMICS		20	4	17%	24
MINUTECLINIC, LLC, #4160		20	4	17%	24
THE CHAPPEL GROUP RESEARCH		24			24
EDWARD S BENNETT MD PLLC		24			24
INNOVATIVE RESEARCH OF WEST FLORIDA		21	3	13%	24
A PLUS FAMILY URGENT CARE			24	100%	24
South Heritage Health and Rehab		24			24
SENIOR LIVING IV SUN CITY LLC		17	7	29%	24
MARQUES PEDIATRICS			23	100%	23
ISLAND COAST PEDIATRICS PA		22	1	4%	23
TRINITY MEDICAL ASSOCIATES LLC			23	100%	23
EGL GENETIC DIAGNOSTICS		1	22	96%	23
TREEHOUSE PEDIATRICS		19	4	17%	23
BAPTIST PEDIATRICS		19	4	17%	23
GLEN COVE HOSPITAL		23			23
NOBLE SENIOR LIVING		3	20	87%	23
BAYFRONT FAMILY HEALTH CENTER		3	20	87%	23
COASTAL FAMILY PRACTICE		15	8	35%	23
CORE LABORATORY		1	22	96%	23
ADVANCED URGENT CARE CENTER		7	16	70%	23
UF HEALTH NORTH JACKSONVILLE			23	100%	23
ROSS MEDICAL GROUP			23	100%	23
WELLMED AT LAKE COPELAND		17	6	26%	23
STEWART MEDICAL GROUP INC			23	100%	23
PRIMECARE AT PORT ORANGE		4	19	83%	23
CARESPOT		2	21	91%	23
GILCHRIST COUNTY JAIL		21	2	9%	23
EMORY CRAWFORD LONG HOSPITAL LABORATOR		20	3	13%	23
FAST PACE MEDICAL CLINIC PLLC		21	2	9%	23
OMEGA LABORATORIES		19	4	17%	23
GRADY HEALTH SYSTEM		23			23
COMMONWEALTH OF MASSACHUSETTS			23	100%	23
UNIVERSITY HILLS HEALTH AND REHABILITATION CENTER		18	5	22%	23

COVID-19: testing by laboratory

Data through Apr 26, 2021 verified as of Apr 27, 2021 at 09:25 AM

Data in this report are provisional and subject to change.

The numbers in the table below represent the number of Florida and non-Florida residents for whom test results were received by the Department of Health. A person can be tested by more than one laboratory and can have both positive and negative results. **Therefore, the sum of the numbers in each column will be larger than the total number of people tested.**

Reporting lab	Inconclusive	Negative	Positive	Percent positive	Total
FLORENCE J HUNT STUDENT WELLNESS CENTER - HEALTH SERVICES (ABBOTT)		23			23
NEW JERSEY		22	1	4%	23
MAITLAND PRIMARY CARE		9	14	61%	23
REGENEXX TAMPA BAY		20	3	13%	23
SONATA BOYNTON BEACH		21	2	9%	23
PULSE MEDICAL GROUP INC			23	100%	23
WUESTHOFF MEDICAL CENTER-MELBOURNE			23	100%	23
LAKEVIEW HEALTH CARE SYSTEMS		9	14	61%	23
49D2045214PHYSICIAN OFFICE-WAIVER-MEDEXPRESS URGENT CARE - HARRISONBU		14	9	39%	23
SELECT PHYSICIANS ALLIANCE PL		23			23
FLUSHING HOSPITAL MEDICAL CENTER		19	4	17%	23
NORTHWEST FLORIDA COMMUNITY HOSPITAL 3RD FLOOR		21	2	9%	23
PALM BAY FAMILY PRACTICE		6	17	74%	23
CHARLOTTE CHD PORT CHARLOTTE		19	4	17%	23
WOODHOUSE INC		17	6	26%	23
ESOTERIX GENETIC LABORATORIES		17	6	26%	23
FLORIDA HOSPITAL LABS		12	10	45%	22
ST VINCENT'S URGENT CARE		19	3	14%	22
MINUTECLINIC MINUTECLINIC #8746		21	1	5%	22
MORRIS PARK URGENT CARE		19	3	14%	22
LAKEWOOD RANCH MEDICAL CENTER CLINICAL LAB			22	100%	22
MINUTECLINIC DIAGNOSTIC PA		19	3	14%	22
EBEIDS MD PEDIATRICS		19	3	14%	22
KELLY'S ASSISTED LIVING FACILITY		22			22
MORNINGSIDE MANOR & VILLA ADULT CARE C		22			22
OHIO CVS STORES, LLC DBA		19	3	14%	22
OLIVE BRANCH HEALTH AND REHABILITATION CENTER			22	100%	22
SOLE HEALTH LLC		22			22
SEAGRASS VILLAGE			22	100%	22
PALM BEACH GARDENS MEDICAL CENTER			22	100%	22
PRIMARY CARE SPECIALISTS OF ORLANDO LLC		17	5	23%	22
CVS NC4165POCT BREVARD		14	8	36%	22
SEBRING PEDIATRICS LLC			22	100%	22
APOLLO SURGERY CENTER		20	2	9%	22
Sovereign Laboratory Services, LLC		19	3	14%	22
Wesley Place on Honeysuckle		20	2	9%	22
ORANGE REGIONAL MEDICAL CENTER LABORATORY		17	5	23%	22
ELAN SPANISH SPRINGS		4	18	82%	22
YUSRA MEDICAL ASSOCIATES PA		16	6	27%	22
TEN HEALTHCARE		6	16	73%	22
AEGIS MEDICAL GROUP, LLC		22			22
DIACARTA INC.		22			22
FAMILY AND AFTER HOURS CARE		22			22
ROCKLEDEGE REGIONAL MEDICAL CENTER		17	5	23%	22
HOPE HEALTHCARE		22			22
MEDI STATION			22	100%	22
BROOKDALE WEST BOYNTON BEACH		22			22

COVID-19: testing by laboratory

Data through Apr 26, 2021 verified as of Apr 27, 2021 at 09:25 AM

Data in this report are provisional and subject to change.

The numbers in the table below represent the number of Florida and non-Florida residents for whom test results were received by the Department of Health. A person can be tested by more than one laboratory and can have both positive and negative results. **Therefore, the sum of the numbers in each column will be larger than the total number of people tested.**

Reporting lab	Inconclusive	Negative	Positive	Percent positive	Total
OCEANSIDE URGENT CARE		22			22
BASSETTI & ASSOCIATES, MD, PA			22	100%	22
NORTHEAST GEORGIA MEDICAL CENTER		22			22
FLORIDA PEDIATRICS		6	16	73%	22
ERIC C MARSHAL MD, PC DBA MINUTECLINIC		21	1	5%	22
GLEN OAKS URGENT CARE		20	2	9%	22
SOUTH CAROLINA DEPARTMENT OF HEALTH			22	100%	22
BAYCARE MEDICAL GROUP INC			22	100%	22
MOBILE DIVISION LABORATORY		7	15	68%	22
NEW YORK PRESBYTERIAN - ALLEN HOSPITAL		22			22
TEXAS DEPARTMENT OF STATE HEALTH SERVICES		3	19	86%	22
MARATHON HEALTH FOR LIFE		19	3	14%	22
HARLEM HOSPITAL CENTER		20	1	5%	21
MINUTE-CLINIC DIAGNOSTIC OF VIRGINIA		17	4	19%	21
ST JUDE CHILDRENS RESEARCH HOSPITAL		21			21
CVS MINUTE CLINIC DIAGNOSTIC OF TEXAS LLC		17	4	19%	21
COLUMBIA MEMORIAL HOSPITAL		21			21
ESTATES MEDICAL CENTER		12	9	43%	21
RHODE ISLAND DEPARTMENT OF HEALTH			21	100%	21
CLINICAL PATHOLOGY LABORATORIES SOUTHEAST			21	100%	21
MINUTECLINIC DIAGNOSTICS MEDICAL GROUP		20	1	5%	21
WALGREENS #04618		18	3	14%	21
ROCKLEDGE FAMILY HEALTH			21	100%	21
GUARDANT HEALTH		15	6	29%	21
PEDIATRIC ASSOCIATES PA		17	4	19%	21
WACO HHSSURGEWACO	1	17	3	14%	21
JEFFERSON K-12, A SOMERSET SCHOOL- CLINIC		17	4	19%	21
MARQUESA MEDICAL		18	3	14%	21
CARENOW URGENT CARE-BRENTWOOD		15	6	29%	21
WINTER PARK FAMILY PRACTICE LLC		17	4	19%	21
ORANGE PARK PEDIATRIC ASSOCIATES		10	11	52%	21
MIAMI BEACH MEDICAL GROUP			21	100%	21
MEDEXPRESS URGENT CARE - SEMINOLE SQUA		19	2	10%	21
JOINT AMBULATORY CARE CENTER		21			21
GRACE WELLNESS CENTER		8	13	62%	21
Z UROLOGY		21			21
Citymd Of Lacey		18	3	14%	21
CITY OF SANFORD EMPLOYEE HEALTH AND		20	1	5%	21
CONNECTDX		6	15	71%	21
PREMIUM HEALTH CARE			21	100%	21
ARDEN COURTS OF WINTER SPRINGS		18	3	14%	21
POINT OF CARE CLINICS PRIMARY CARE		20	1	5%	21
GRAND VILLA OF SARASOTA		20	1	5%	21
WALGREENS #04569		20	1	5%	21
TENNESSEE DEPARTMENT OF HEALTH		15	6	29%	21
NAVAL MEDICAL CENTER SAN DIEGO			21	100%	21
LAKE HOWARD HEIGHTS	1	18	2	10%	21

COVID-19: testing by laboratory

Data through Apr 26, 2021 verified as of Apr 27, 2021 at 09:25 AM

Data in this report are provisional and subject to change.

The numbers in the table below represent the number of Florida and non-Florida residents for whom test results were received by the Department of Health. A person can be tested by more than one laboratory and can have both positive and negative results. **Therefore, the sum of the numbers in each column will be larger than the total number of people tested.**

Reporting lab	Inconclusive	Negative	Positive	Percent positive	Total
MINUTECLINIC LLC #4449		19	2	10%	21
DOC PAM PA		20	1	5%	21
OHSU MOLECULAR MICROBIOLOGY LAB		20	1	5%	21
USCG AIR STATION CLEARWATER CLINIC		20	1	5%	21
PRIMECARE OF DOTHAN-DALEVILLE CLINIC		16	5	24%	21
CITY OF CLEARWATER EMPLOYEE HEALTH CENTER		10	11	52%	21
INTERNATIONAL MEDICAL LABORATORY INC		21			21
THE VILLAGES HEALTH		12	9	43%	21
UPMC CHAUTAUQUA AT WCA LABORATORY		20	1	5%	21
THE CANOPY AT HARPER LAKE	1		19	95%	20
SHELBY BAPTIST MEDICAL CENTER		15	5	25%	20
PROFESSIONAL PARK PEDIATRICS PA			20	100%	20
MINUTECLINIC DIAGNOSTIC OF RHODE ISLAND, LLC #590		19	1	5%	20
CARESPOT OF NOCATEE		1	19	95%	20
COMMUNITY HOME HEALTH CARE		20			20
MEDICAL EXPRESS CORP		18	2	10%	20
PRIMARY CARE MEDICINE	1	13	6	30%	20
Floral Health and Rehabilitation, LLC		19	1	5%	20
TGH MEDICAL GROUP LABORATORY CARROLLWOOD			20	100%	20
ANYTIME LAB, LLC		18	2	10%	20
BROWNE MEDICAL		18	2	10%	20
PONCE PLAZA NURSING & REHAB CENTER		4	16	80%	20
WINSHIPS PHARMACY INC		20			20
FIRST CHOICE PEDIATRICS WINTER SPRINGS		15	5	25%	20
MINUTECLINIC DIAGNOSTIC OF MICHIGAN PC		19	1	5%	20
ORLANDO FAMILY PHYSICIANS INC		14	6	30%	20
GOOD SAMARITAN SOCIETY OF DAYTONA		16	4	20%	20
BAPTIST MEDICAL GRP URGENT CARE & OCC HEALTH AIRPO		20			20
BROOKDALE MANDARIN CENTRAL		7	13	65%	20
MINUTECLINIC DIAGNOSTIC OF TN PC #566		16	4	20%	20
STATEN ISLAND UNIVERSITY HOSPITAL		19	1	5%	20
DEPT OF VA MEDICAL CENTER - BAY PINES			20	100%	20
AUBURN COMMUNITY HOSPITAL		18	2	10%	20
SOMA MEDICAL CENTER, PA #4 FLORIDA MANGO		1	19	95%	20
URGENT TEAM		17	3	15%	20
HELIX DIAGNOSTICS			20	100%	20
MCWHORTER SCHOOL OF PHARMACY		20			20
ST ANTHONY'S HOSP PATIENT CARE SERVICE			20	100%	20
REDITUS LABORATORIES			20	100%	20
ODYSSEY HEALTHCARE OF MARION COUNTY, LLC		19	1	5%	20
VIERA FAMILY MEDICINE AND WELLNESS		16	4	20%	20
GENTIVA HEALTH SERVICES		18	2	10%	20
LAKE WORTH MANOR		19	1	5%	20
WELLMED AT BRANDON REGIONAL		13	7	35%	20
KIDSWOOD PEDIATRICS CORP		6	14	70%	20
J AND J VISTAKON EMPLOYEE HEALTH CENTER		19	1	5%	20
CLEVELAND CLINIC FLORIDA		1	19	95%	20

COVID-19: testing by laboratory

Data through Apr 26, 2021 verified as of Apr 27, 2021 at 09:25 AM

Data in this report are provisional and subject to change.

The numbers in the table below represent the number of Florida and non-Florida residents for whom test results were received by the Department of Health. A person can be tested by more than one laboratory and can have both positive and negative results. **Therefore, the sum of the numbers in each column will be larger than the total number of people tested.**

Reporting lab	Inconclusive	Negative	Positive	Percent positive	Total
ADVENT HEALTH - KISSIMMEE		6	14	70%	20
HEALTHY MINORS, LLC.		20			20
MINUTECLINIC, LLC #4507		18	2	10%	20
CONSOLIDATED LAB SERVICES		10	10	50%	20
CVS HEALTH, #3396		18	2	10%	20
BAY PEDIATRICS PA		18	2	10%	20
HARTFORD HOSPITAL ANCILLARY LAB		17	3	15%	20
SARNO FAMILY PRACTICE		7	13	65%	20
THRIF-T DRUGS INC		18	2	10%	20
BEST MEDICAL CENTER		11	9	45%	20
GAMMA DIAGNOSTIC LAB LLC			20	100%	20
OCEAN REEF MEDICAL CENTER, LLC			19	100%	19
ST MARYS MEDICAL CENTER			19	100%	19
VALLEY IMMEDIATE CARE		16	3	16%	19
CAREHERE- LCS LEESBURG			19	100%	19
COLLEGE POINT URGENT CARE		16	3	16%	19
CARESPOT EXPRESS HEALTHCARE			19	100%	19
INTEGRATED FAMILY MEDICAL CENTER			19	100%	19
LAB INTERMARKET FACILITY LAB		1	18	95%	19
PEPIN ACADEMIES-PASCO		19			19
FLORIDA HOSPITAL WINTER GARDEN		15	4	21%	19
BIOREFERENCE LABORATORIES		7	12	63%	19
ADVENTHEALTH MEDICAL GROUP	1	12	6	32%	19
CLERMONT ADVENTHEALTH CENTRA CARE		1	18	95%	19
BAPTIST MEMORIAL HEALTH CARE		17	2	11%	19
CVS MINUTE CLINIC DIAGNOSTIC OF TN #6044		17	2	11%	19
MINUTE CLINIC		1	18	95%	19
MICHELLE S PAGE MD PA		18	1	5%	19
ROBERT WOOD JOHNSON UNIVERSITY HOSP		17	2	11%	19
BARTON FAMILY PRACTICE		8	11	58%	19
LOVING CARE OF THE TREASURE COAST LLC	1	13	5	26%	19
STONE WASH CLINICAL LABORATORIES		2	17	89%	19
MINUTECLINIC INCORPORATE, LLC		16	3	16%	19
INTEGRATED REGIONAL LABORATORIES - LARGO			19	100%	19
ASHRAF MEDICAL GROUP PLLC DBA PULSE M		18	1	5%	19
CLINIC OF PEDIATRICS & GI MEDICINE INC		1	18	95%	19
REGENCY SQUARE MALL - SEARS		3	16	84%	19
PATIENTS CHOICE LAB OF IND, LLC		16	3	16%	19
NO NAME		8	11	58%	19
GOOD SAMARITAN MEDICAL CENTER			19	100%	19
MINUTE CLINIC DIAGNOSTIC OF TN PC #64		18	1	5%	19
BRIDGEWAY HEALTH CLINICS INC			19	100%	19
MINUTECLINIC DIAGNOSTIC OF TEXAS LLC		17	2	11%	19
BAYVIEW MEDICAL		19			19
ELTINGVILLE CIRCLE URGENT CARE		18	1	5%	19
MD PLUS URGENT CARE, LLC			19	100%	19
ROYAL PALM MEDICAL GROUP, INC		19			19

COVID-19: testing by laboratory

Data through Apr 26, 2021 verified as of Apr 27, 2021 at 09:25 AM

Data in this report are provisional and subject to change.

The numbers in the table below represent the number of Florida and non-Florida residents for whom test results were received by the Department of Health. A person can be tested by more than one laboratory and can have both positive and negative results. **Therefore, the sum of the numbers in each column will be larger than the total number of people tested.**

Reporting lab	Inconclusive	Negative	Positive	Percent positive	Total
MINUTECLINIC, LLC #1586		14	5	26%	19
FLORIDA COMMUNITY HEALTH CENTER OF ST. LUCIE		1	18	95%	19
FOX FAMILY PRACTICE		19			19
ST. JUDES LABORATORIES		13	6	32%	19
ADVENTIST HEALTH SYSTEM		16	3	16%	19
STAT MEDICAL CLINIC III INC		13	6	32%	19
JACKSON NORTH MEDICAL CENTER		2	17	89%	19
NANO HEALTH ASSOCIATES LLC		19			19
MAIMONIDES MEDICAL CENTER		16	3	16%	19
ST CATHERINE OF SIENA HOSPITAL		17	2	11%	19
CARE POINT HEALTH & WELLNESS CENTER		19			19
AURORA UNIVERSITY WELLNESS CENTER		19			19
CORNER OAK ESTATE LLC		19			19
ANYLABTESTNOW		6	13	68%	19
FORT WALTON BEACH DEVELOPMENTAL CENTER		18	1	5%	19
MONROE COUNTY DETENTION CENTER			19	100%	19
MED HEALTH SERVICES		18	1	5%	19
EMERALD COAST HOSPICE - CRESTVIEW		19			19
FAMILY CARE CYPRESS CREEK		1	18	95%	19
SEVEN RIVERS REGIONAL MEDICAL CENTER		5	14	74%	19
ALL PEDIATRIC CARE			19	100%	19
MINUTECLINIC #8699		14	4	22%	18
INTERMOUNTAIN CENTRAL LAB		1	17	94%	18
MEDEXPRESS URGENT CARE, MOON TOWNSHIP		17	1	6%	18
OSCEOLA ALF OPERATOR, LLC DBA□		18			18
SANTA ROSA COUNTY JAIL - WELLPATH			18	100%	18
ABC PEDIATRICS OF PORT ST LUCIE		16	2	11%	18
DR PHILLIPS MEDICAL WELLNESS CENTER		13	5	28%	18
UM MILLER SCHOOL OF MEDICINE			18	100%	18
BROOKDALE ST AUGUSTINE		1	17	94%	18
CABOT RESERVE ON THE GREEN		18			18
AVALON FAMILY RESORT ASSISTED LIVING LLC		18			18
PPD - IXLAYER		17	1	6%	18
ADVENT HEALTH - WINTER HAVEN		8	10	56%	18
MEDEXPRESS URGENT CARE - TIMBERLAKE		16	2	11%	18
MI CASA DORADA ASSISTED LIVING FACILIT		18			18
DAVID LAWRENCE CENTER INC		16	2	11%	18
GENERAL INTERNAL MEDICINE MEDICAL CTR CLINIC		13	5	28%	18
CLEVELAND CLINIC			18	100%	18
CRANES VIEW LODGE			18	100%	18
URGENT CARE AT LONGWOOD			18	100%	18
XPRESS WELLNESS URGENT CARE			18	100%	18
TPCA CLINICAL LABORATORIES		15	3	17%	18
MEDLAB INC		18			18
ADVENTHEALTH MEDICAL GROUP PEDIATRIC & ADOLESCENT		17	1	6%	18
MADISON CORE LABORATORIES		17	1	6%	18
MARION COUNTY HEALTH DEPARTMENT		17	1	6%	18

COVID-19: testing by laboratory

Data through Apr 26, 2021 verified as of Apr 27, 2021 at 09:25 AM

Data in this report are provisional and subject to change.

The numbers in the table below represent the number of Florida and non-Florida residents for whom test results were received by the Department of Health. A person can be tested by more than one laboratory and can have both positive and negative results. **Therefore, the sum of the numbers in each column will be larger than the total number of people tested.**

Reporting lab	Inconclusive	Negative	Positive	Percent positive	Total
REVA INC		14	4	22%	18
WALGREEN EASTERN CO, INC		18			18
MORTON PLANT HOSPITAL - ADLER INSTITUTE OF LAB MEDICINE		1	17	94%	18
MOORINGS PARK OAKSTONE AT GREY OAKS		17	1	6%	18
GMR EVENT SERVICES LLC DBA CROWDRX		18			18
PRATTVILLE BAPTIST HOSPITAL		14	4	22%	18
BAY COUNTY HEALTH DEPARTMENT		14	4	22%	18
URGENT CARE & FAMILY PRACTICE CENTER			18	100%	18
MC DIAGNOSTIC OF CONNECTICUT, PC #1960		18			18
TENDER CARE ALF		18			18
MC DIAGNOSTIC OF CONNECTICUT, PC #775		17	1	6%	18
CVS MINUTE CLINIC DIAGNOSTIC OF WISCONSIN		18			18
BERGEN NEW BRIDGE M		16	2	11%	18
BRONSON FIRE DEPARTMENT		18			18
CITY OF LAKE MARY EMPLOYEE HEALTH CENTER		16	2	11%	18
IONA COLLEGE HEALTH & WELLNESS CENTER		18			18
ADVENTHEALTH MEDICAL GROUP PEDIATRICS AT		4	14	78%	18
107TH PLACE GROUP HOME		18			18
ASCENSION ST VINCENT'S PRIMARY CARE		1	17	94%	18
FORT HAMILTON URGENT CARE		18			18
AURORA DIAGNOSTICS		6	12	67%	18
MARCO DRUGS AND COMPOUNDING		13	4	24%	17
WELLINGTON FAMILY PRACTICE		13	4	24%	17
CALLAWAY CLINIC		12	5	29%	17
EAR NOSE & THROAT ASSOCIATES OF MANATEE PA		17			17
HEALTHCARE NOW			17	100%	17
ESTATES MEDICAL CENTER INC		4	13	76%	17
MIRIMUS INC		1	16	94%	17
MONTEFIORE ST LUKE'S CORNWALL HOSPITAL		13	4	24%	17
MINUTECLINIC DIAGNOSTIC OF TN PC #6415		13	4	24%	17
NORTHSIDE HOSPITAL DULUTH		14	3	18%	17
MINUTECLINIC, LLC, DBA MINUTECLINIC #6		15	2	12%	17
ST JOSEPH HOSPITAL		16	1	6%	17
PRIMARY CARE WALK IN CLINIC PLLC			17	100%	17
RIVERSIDE MEDICAL GROUP		16	1	6%	17
JOHNS HOPKINS MEDICAL LABORATORIES		1	16	94%	17
KIDS CARE PEDIATRICS PA			17	100%	17
BAY BREEZE HEALTH AND REHABILITATION CENTER		9	8	47%	17
MASSACHUSETTS GENERAL HOSPITAL		1	16	94%	17
GENOTOX LABORATORIES		14	3	18%	17
PARRISH HEALTH CENTER		14	3	18%	17
COMPREHENSIVE CHILDCARE ASSOCIATES		9	8	47%	17
URGENT CARE WEST CLINIC		14	3	18%	17
BROOKDALE CROWN POINT			17	100%	17
ALBIBI		1	16	94%	17
FRUITVILLE URGENT CARE			17	100%	17
MEDEXPRESS URGENT CARE- MARYLAND		14	3	18%	17

COVID-19: testing by laboratory

Data through Apr 26, 2021 verified as of Apr 27, 2021 at 09:25 AM

Data in this report are provisional and subject to change.

The numbers in the table below represent the number of Florida and non-Florida residents for whom test results were received by the Department of Health. A person can be tested by more than one laboratory and can have both positive and negative results. **Therefore, the sum of the numbers in each column will be larger than the total number of people tested.**

Reporting lab	Inconclusive	Negative	Positive	Percent positive	Total
MORTON PLANT MEASE			17	100%	17
CARE NOW, INC		13	4	24%	17
STARLING AT NOCATEE			17	100%	17
KIMBERLY J HENDERSON MD PC		16	1	6%	17
BLOUNT MEMORIAL HOSPITAL		14	3	18%	17
COAST MED URGENT CARE		16	1	6%	17
LYNN KEEFE, MD PEDIATRICS		14	3	18%	17
CVS MINUTE CLINIC DIAGNOSTIC OF TEXAS, LLC		13	4	24%	17
UNIVERSITY LAB			17	100%	17
MINUTECLINIC DIAGNOSTIC OF SC, LLC #2		13	4	24%	17
SOMA MEDICAL CENTER PA			17	100%	17
RESOLVE MOLECULAR DIAGNOSTICS		13	4	24%	17
URGENT CARE OF NEW YORK		16	1	6%	17
MEDEXPRESS URGENT CARE - ROBINSON TWP, STEUBENVILLE PIKE		15	2	12%	17
NONA PEDIATRIC CENTER		11	6	35%	17
GENETIC TECHNOLOGICAL INNOVATIONS			17	100%	17
DIEGO FALLON MD PA		6	11	65%	17
UVMC MICROBIOLOGY		16	1	6%	17
UC HEALTH UNIVERSITY HOSPITAL		14	3	18%	17
INN AT LAKE SEMINOLE SQUARE, THE		17			17
UNIVERSITY OF ALABAMA - FUNGAL REFERENCE LABORATORY		12	5	29%	17
YORKVILLE PEDIATRIC URGENT CARE		17			17
WELLSTAR NORTH FULTON HOSPITAL LABORAT		15	1	6%	16
ALL FLORIDA FAMILY & SPORTS MEDICINE		15	1	6%	16
HUDSON VALLEY HOSPITAL CENTER LABORATORY		15	1	6%	16
HUNTINGTON URGENT CARE		15	1	6%	16
INTERNAL MEDICINE LIPID AND WELNNESS PRACTICE		6	10	63%	16
MINUTE CLINIC DIAGNOSTIC OF SOUTH CAROLINA		12	4	25%	16
ADVENT HEALTH - ZEPHYRHILLS			16	100%	16
BONIFAY NURSING AND REHABILITATION CENTER			16	100%	16
UNIVERSITY OF MIAMI MILLER SCHOOL			16	100%	16
HODGES CLUSTER		2	14	88%	16
SRMC AVALON		9	7	44%	16
HAWTHORNE INN OF LAKELAND		16			16
JOSEPH MIGNOGNA		13	3	19%	16
COMMUNITY HEALTH OF SOUTH FLORIDA INC			16	100%	16
PRO HEALTH FAMILY PHYSICIANS, NYSTROM		16			16
JS HEALTHCARE INC		16			16
NORTHWEST FLORIDA SLEEP		1	15	94%	16
TINA'S ASSISTED LIVING FACILITY CORP		16			16
FLORIDA MEDICAL ASSOCIATES LLC		9	7	44%	16
OKEECHOBEE HEALTHCARE FACILITY			16	100%	16
Lab MSMC Hialeah			16	100%	16
DAVITA DIALYSIS		4	12	75%	16
Grace Rehabilitation of Vero Beach		16			16
NORTHWEST FLORIDA ENT, PA		5	11	69%	16
SARASOTA MEDICAL CENTER		6	10	63%	16

COVID-19: testing by laboratory

Data through Apr 26, 2021 verified as of Apr 27, 2021 at 09:25 AM

Data in this report are provisional and subject to change.

The numbers in the table below represent the number of Florida and non-Florida residents for whom test results were received by the Department of Health. A person can be tested by more than one laboratory and can have both positive and negative results. **Therefore, the sum of the numbers in each column will be larger than the total number of people tested.**

Reporting lab	Inconclusive	Negative	Positive	Percent positive	Total
CVS PHARMACY		1	15	94%	16
KETAMINE HEALTH CENTERS AT BONITA SPRINGS, LLC		16			16
XERA MED RESEARCH			16	100%	16
UNAVAILABLE/UNKNOWN/NO INFORMATION FOUND			16	100%	16
MINNEOLA PLACE A HOMEBRIDGE COMMUNITY		16			16
PRESBYTERIAN MEDICAL SERVICES		16			16
INTERNAL MEDICINE ASSOCIATES & SPECIALTIES INC		15	1	6%	16
MINUTECLINIC DIAGNOSTIC OF OKLAHOMA		13	3	19%	16
INDIANA STATE DEPARTMENT OF HEALTH		1	15	94%	16
RICH STREET GROUP HOME		9	7	44%	16
NORTHERN WESTCHESTER HOSPITAL LABORATORY		14	2	13%	16
PANAMA CITY VITAS HOSPICE		16			16
TMH FSU RAPID LABORATORY		2	14	88%	16
FAST TRACK URGENT CARE CENTER - TYRONE			16	100%	16
SELECT PHYSICIANS ALLIANCE		16			16
CENTRAL JERSEY URGENT CARE OF EATONTOW		15	1	6%	16
CVS NC2357POCT HUNTERSVILLE		14	2	13%	16
PROMEDICA LABORATORIES		11	5	31%	16
MEDICINE AT LONGWOOD		16			16
MEDEXPRESS URGENT CARE LEWISBURG		15	1	6%	16
MEDEXPRESS URGENT CARE - LAFAYETTE		15	1	6%	16
CRUCIAL CARE		10	6	38%	16
NOVANT HEALTH GOHEALTH URGENT CARE-HARRISBURG		8	8	50%	16
GOOD SAMARITAN SOCIETY		16			16
URGENT CARE CLINIC OF LINCOLN		14	2	13%	16
LAKEVIEW HEALTH SYSTEMS			16	100%	16
BVL PEDIATRICS		14	2	13%	16
MILLENNIUM PHYSICIAN GRP LLC NAPLES PINE RIDGE			16	100%	16
ST AUGUSTINE PLANTATION		1	15	94%	16
SONORA QUEST LABORATORIES			16	100%	16
SUFFRIDGE DRIVE GROUP HOME		16			16
GRAND VILLA OF PALM COAST		16			16
CARDIOTHORACIC SURGERY OF HYDE PARK			15	100%	15
GADSDEN REGIONAL MEDICAL CENTER		15			15
CVS TX8321POCT MCKINNEY		15			15
CVS MINUTE CLINIC, LLC		13	2	13%	15
MC DIAGNOSTIC OF CONNECTICUT PC #459		15			15
STATEN ISLAND UNIVERSITY HOSPITAL SEGUINE AVE		12	3	20%	15
CUSTEAD CARE CENTER HAVEN HOSPICE		12	3	20%	15
MEADOWCREST MOLECULAR DIAGNOSTICS, LLC			15	100%	15
HOLLEY-NAVARRE MEDICAL CLINIC		5	10	67%	15
GNT ASSOCIATES		14	1	7%	15
BROOKLYN HOSPITAL CENTER DOWNTOWN CAMPUS		15			15
SURGERY CENTER OF CORAL GABLES LLC,THE		11	4	27%	15
MILTON 4707		15			15
CVS CA9715POCT THOUSAND OAKS		15			15
MINUTECLINIC DIAGNOSTIC OF VIRGINIA, LLC #1416		14	1	7%	15

COVID-19: testing by laboratory

Data through Apr 26, 2021 verified as of Apr 27, 2021 at 09:25 AM

Data in this report are provisional and subject to change.

The numbers in the table below represent the number of Florida and non-Florida residents for whom test results were received by the Department of Health. A person can be tested by more than one laboratory and can have both positive and negative results. **Therefore, the sum of the numbers in each column will be larger than the total number of people tested.**

Reporting lab	Inconclusive	Negative	Positive	Percent positive	Total
OAKMONTE VILLAGE OF DAVIE			15	100%	15
Astoria Health and Rehab		15			15
Terrace of Jacksonville			15	100%	15
MINUTE CLINIC LLC #5733		15			15
MC DIAGNOSTIC OF CONNECTICUT, PC #1966		15			15
ORLANDO HEALTH		2	13	87%	15
LAKE NONA MEDICAL SERVICE LLC		13	2	13%	15
WALGREENS #07936		14	1	7%	15
LONG ISLAND JEWISH VALLEY STREAM		14	1	7%	15
PREMIER LABORATORY SERVICES, LLC		5	10	67%	15
OPTIONS FOR SENIORS INC DBA PALM KREST MANOR		12	3	20%	15
PROHEALTH CARE ASSOCIATES MOBILE		12	3	20%	15
BRYAN WHITFIELD MEMORIAL HOSPITAL		10	5	33%	15
HEALTH MED HOME CARE, LLC		15			15
BESSENT ROAD GROUP HOME		15			15
DELIVER MY MEDS CORP		15			15
WELLMED AT PORT ST LUCIE WEST		10	5	33%	15
ST JOSEPHS HOSP OF ATLANTA/CLINIC LAB		13	2	13%	15
FAMILY CARE CENTER OF ARLINGTON		10	5	33%	15
SINAI HOSPITAL OF BALTIMORE		15			15
BAPTIST MEDICAL CENTER EAST		11	4	27%	15
OPIS ISLAND LAKE CENTER		13	2	13%	15
VERO DIAGNOSTICS		14	1	7%	15
MIAMI BEACH MEDICAL GROUP LLC			15	100%	15
PATHLINE			15	100%	15
HAVEN HOSPICE IN CHIEFLAND		9	6	40%	15
MINUTECLINIC DIAGNOSTIC OF TN PC #643		11	4	27%	15
EASTLAKE PEDIATRICS - TRINITY		15			15
WALK IN URGENT CARE			15	100%	15
FAMILY CARE			15	100%	15
INFEXIONSHIELD INC.		15			15
DIATHERIX		13	2	13%	15
FLORIDA DEPARTMENT OF HEALTH IN HILLSBOROUGH COUNTY		1	14	93%	15
CVS MINUTE CLINIC DIAGNOSTIC OF VIRGINIA		15			15
CVS MINUTE CLINIC DIAGNOSTIC PA		11	4	27%	15
CVS MINUTE CLINIC DIAGNOSTIC MED GRP OF CA		15			15
SKIN WELLNESS PHYSICIANS LLC		15			15
NOVALIFE MEDSPA			15	100%	15
MINUTE CLINIC DIAGNOSTIC MED GRP		14	1	7%	15
CARENOW URGENT CARE-DONELSON		12	3	20%	15
CVS NY491POCT JACKSON HEIGHTS		15			15
UNIVERSITY HOSPITAL UC HEALTH		11	4	27%	15
LILY'S PROMISE AL#12775		15			15
TELEVISIT MALABAR PEDIATRICS		5	10	67%	15
TIFT REGIONAL HEALTH SYSTEM, INC		15			15
AJU GEORGE MD PA			15	100%	15
MEDLAB ASSOCIATES LLC		15			15

COVID-19: testing by laboratory

Data through Apr 26, 2021 verified as of Apr 27, 2021 at 09:25 AM

Data in this report are provisional and subject to change.

The numbers in the table below represent the number of Florida and non-Florida residents for whom test results were received by the Department of Health. A person can be tested by more than one laboratory and can have both positive and negative results. **Therefore, the sum of the numbers in each column will be larger than the total number of people tested.**

Reporting lab	Inconclusive	Negative	Positive	Percent positive	Total
HORIZON MEDICAL GROUP		12	2	14%	14
The Evangelical Lutheran Good Samaritan Society		14			14
SOUTHEASTERN LABORATORY			14	100%	14
DYNAMIC DNA LAB		1	13	93%	14
DESOTO HEALTH AND REHAB LLC		9	5	36%	14
PALATKA VA CBOC		13	1	7%	14
LIFE'S SPECIAL MOMENTS INC		14			14
MONTEFIORE MEDICAL CENTER LABORATORIES - WEILER		10	4	29%	14
HAVEN HOSPICE			14	100%	14
FAMILY PRACTICE ON THE GO		6	8	57%	14
FG RAPID RESULTS LLC		8	6	43%	14
KAILOS GENETICS INC		11	3	21%	14
MEDI-DRUG INC		12	2	14%	14
STEWART MELBOURNE HOSPITAL, INC	1		13	93%	14
ADVICE FOR OPTIMAL WELLNESS		11	3	21%	14
PARROTT MEDICAL CLINIC			14	100%	14
NIGHT OWL PEDIATRICS URGENT CARE			14	100%	14
NORTH COUNTRY FAMILY HEALTH CENTER INC		14			14
FLORIDA KEYS CONCIERGE MEDICINE, LLC		12	2	14%	14
POLK CHD BARTOW		13	1	7%	14
SOMA MEDICAL CENTER, P.A.			14	100%	14
ACCESS HOME HEALTH OF FLORIDA LLC		14			14
Solaris Healthcare Pensacola			14	100%	14
LAKE CO SCHOOLS EMPLOYEE HEALTH & WELLNESS CENTER	1	10	3	21%	14
PROMUS DIAGNOSTICS, LLC			14	100%	14
NEW YORK PRESBYTERIAN - LOWER MANHATTAN		14			14
LUCID DIAGNOSTICS LABS			14	100%	14
HEALTHFIRST ADVENT HEALTH CENTRA CARE COCOA BEACH			14	100%	14
ST JOSEPH WOMENS HOSPITAL			14	100%	14
MIRACLE ALF INC		14			14
MED TECH SERVICES OF PALM BEACH INC		14			14
Hackensack Umc Mountainside		13	1	7%	14
MINUTECLINIC DIAGNOSTIC OF TN, PC 6438		12	2	14%	14
WESTERN NEW YORK IMMEDIATE MEDICAL CAR		13	1	7%	14
LEHIGH VALLEY HOSPITAL		3	11	79%	14
MELBOURNE FAMILY PRACTICE		12	2	14%	14
NEMOURS CHILDREN'S URGENT			14	100%	14
SARASOTA - ROBERT L TAYLOR COMMUNITY CENTER		1	13	93%	14
MADISON COUNTY HEALTH DEPARTMENT		7	7	50%	14
FAMILY MEDICINE OF WESTON LLC		6	8	57%	14
ALASKA PUBLIC HEALTH LAB		1	13	93%	14
TLC FAMILY CARE HOME INC		14			14
CVS HEALTH MINUTE CLINIC		1	13	93%	14
MC DIAGNOSTIC OF CONNECTICUT, PC # 257		13	1	7%	14
RIVERSIDE COTTAGES AT THE SHORES, LLC			14	100%	14
SIGMUND LABS LLC		14			14
SUMMIT ATLANTIC SURGERY CENTER		14			14

COVID-19: testing by laboratory

Data through Apr 26, 2021 verified as of Apr 27, 2021 at 09:25 AM

Data in this report are provisional and subject to change.

The numbers in the table below represent the number of Florida and non-Florida residents for whom test results were received by the Department of Health. A person can be tested by more than one laboratory and can have both positive and negative results. **Therefore, the sum of the numbers in each column will be larger than the total number of people tested.**

Reporting lab	Inconclusive	Negative	Positive	Percent positive	Total
BELLEVUE HOSPITAL CENTER DEPARTMENT		14			14
MINUTE CLINIC OF KANSAS PA		8	6	43%	14
BAPTIST PRIMARY CARE PONTE VEDRA		8	6	43%	14
BOCA SIMON		2	12	86%	14
EPIPHANY HEALTH		8	6	43%	14
VIGILINT HEALTHCARE		12	2	14%	14
QUEENS UNIVERSITY OF CHARLOTTE		14			14
SOUTHEASTERN UNIVERSITY INC		14			14
ST CLOUD MEDICAL GROUP		12	2	14%	14
CITY OF WEST PALM BEACH EMPLOYEE & FAMILY HEALTH		14			14
CVS TN5639POCT FARRAGUT		11	3	21%	14
INHEALTH LIFE SCIENCES		6	8	57%	14
CVS GA2108POCT NORCROSS		11	3	21%	14
NORTHSIDE HOSPITAL FORSYTH		12	2	14%	14
IGENEX INC		14			14
TALLAHASSEE PRIMARY CARE ASSOCIATES PA		12	2	14%	14
WELLSTAR COBB HOSPITAL		12	2	14%	14
CVS NC187POCT CHARLOTTE		13	1	7%	14
NORTHWESTERN MEMORIAL HOSPITAL			14	100%	14
ARNOT OGDEN MEDICAL CENTER LABORATORY		14			14
PT&J REHAB - VILLAGE OF ROYAL PALM BEACH		12	2	14%	14
ALAN L MELOTEK MD		14			14
RELIANCE MEDICAL CENTER		6	8	57%	14
CARENOW URGENT CARE-WEST END		9	5	36%	14
SAVANNAH STATE UNIVERSITY, COUNSELING		14			14
TGH URGENT CARE - WESTCHASE			14	100%	14
MINUTECLINIC DIAGNOSTIC OF TN, PC 4992		14			14
METHODIST MEDICAL CENTER		11	3	21%	14
RDX BIOSCIENCE INC		10	3	23%	13
AVENTURA HOSPITAL AND MEDICAL CENTER			13	100%	13
BENNETT PEDIATRICS		13			13
WORLD WRESTLING ENTERTAINMENT			13	100%	13
EAR NOSE AND THROAT ASSOCIATES OF MANATEE, P.A.		10	3	23%	13
MINUTECLINIC, LLC #1492		13			13
COVANCE CENTRAL LABORATORY			13	100%	13
ORMOND MEDICAL ARTS		3	10	77%	13
Heartland Healthcare Center Boca Raton		2	11	85%	13
MINUTECLINIC, LLC, DBA MINUTECLINIC #6106		11	2	15%	13
MEDEXPRESS URGENT CARE - PANTOPS		12	1	8%	13
PARKWEST MEDICAL CENTER		11	2	15%	13
MINUTECLINIC DIAGNOSTIC OF GEORGIA, LL		11	2	15%	13
HARBOR CHASE OF JACKSONVILLE			13	100%	13
ROCKLEDGE		3	10	77%	13
MOODY MANOR		13			13
RED MOUNTAIN DIAGNOSTICS		13			13
SAMARITAN MEDICAL CENTER		13			13
MINUTE-CLINIC DIAGNOSTIC OF VIRGINIA, LLC		13			13

COVID-19: testing by laboratory

Data through Apr 26, 2021 verified as of Apr 27, 2021 at 09:25 AM

Data in this report are provisional and subject to change.

The numbers in the table below represent the number of Florida and non-Florida residents for whom test results were received by the Department of Health. A person can be tested by more than one laboratory and can have both positive and negative results. **Therefore, the sum of the numbers in each column will be larger than the total number of people tested.**

Reporting lab	Inconclusive	Negative	Positive	Percent positive	Total
CVS MINUTE CLINIC DIAGNOSTIC OF TN #3293		12	1	8%	13
ESCAMBIA COMMUNITY CLINIC		2	11	85%	13
UNIVERSITY HOSPITALS OF CLEVELAND		8	5	38%	13
GLENBROOKE AT PALM BAY			13	100%	13
CAN COMMUNITY HEALTH, INC		11	2	15%	13
COMPASS URGENT CARE		8	5	38%	13
DEVEREUX FLORIDA CHILDRENS CENTER			13	100%	13
MINUTECLINIC DIAGNOSTIC OF NORTH CAROLINA, PC		12	1	8%	13
MINUTE CLINIC LLC #2775		12	1	8%	13
LANE PEDIATRICS PA		1	12	92%	13
AVALON MEDICAL WALK IN CLINIC			13	100%	13
FLORIDA STATE HOSPITAL			13	100%	13
THE PLAZA AT PARKSQUARE		13			13
AFC URGENT CARE - CEDAR GROVE		11	2	15%	13
CVS HEALTH, #2043		13			13
MINUTE CLINIC DIAGNOSTIC OF SC, LLC #42		12	1	8%	13
CROSS CARE CENTER			13	100%	13
SOUTHEAST FAMILY HEALTHCARE CENTER			13	100%	13
LEE MEMORIAL HEALTH SYSTEM D/B/A		11	2	15%	13
MINUTE-CLINIC DIAGNOSTIC OF VIRGINIA, LLC #2003		10	3	23%	13
EFFINGER HEALTH, PA		13			13
MINUTECLINIC LLC (1435)		12	1	8%	13
MISSOURI DEPARTMENT OF HEALTH AND SENIOR SERVICES			13	100%	13
MINUTECLINIC, LLC, MINUTECLINIC #7637		11	2	15%	13
MEDLABS DIAGNOSTICS		11	2	15%	13
Sunnyside Care Center		13			13
CORAL LANDING ASSISTED LIVING		11	2	15%	13
MERCY MEDICAL CENTER		6	7	54%	13
ORCHID COVE		3	10	77%	13
BAPTIST HEALTH			13	100%	13
CLINICAL LABORATORY SERVICES			13	100%	13
ROBINSON FAMILY CLINIC PA		5	8	62%	13
LAKELAND REGIONAL HEALTH GRASSLANDS		12	1	8%	13
MINUTE CLINIC LLC #5706		11	2	15%	13
SANDGATE GARDENS REHAB & NURSING CENTER		3	10	77%	13
ST CLOUD COMPOUNDING PHARMACY & WELLNESS CENTER		12	1	8%	13
MEYER PEDIATRICS CHTD		11	2	15%	13
PHELPS HOSPITAL LABORATORY		11	2	15%	13
MINUTECLINIC DIAGNOSTIC OF RHODE ISLAND		10	3	23%	13
SHELBY COUNTY HEALTH CARE CORPORATION		10	3	23%	13
GULF COAST MEDICAL GROUP		5	8	62%	13
MONTEFIORE NYACK HOSPITAL AFFILIATED LABORATORY		12	1	8%	13
MEDEXPRESS URGENT CARE - CHRISTIANBURG		9	4	31%	13
Signature Healthcare of Savannah		13			13
CULINARY INSTITUTE OF AMERICA STUDENT	3	10			13
VALDOSTA FAMILY MEDICINE		1	12	92%	13
CVS MINUTE CLINIC DIAGNOSTIC PA #3060		11	2	15%	13

COVID-19: testing by laboratory

Data through Apr 26, 2021 verified as of Apr 27, 2021 at 09:25 AM

Data in this report are provisional and subject to change.

The numbers in the table below represent the number of Florida and non-Florida residents for whom test results were received by the Department of Health. A person can be tested by more than one laboratory and can have both positive and negative results. **Therefore, the sum of the numbers in each column will be larger than the total number of people tested.**

Reporting lab	Inconclusive	Negative	Positive	Percent positive	Total
VILLA OF KINGS AND QUEENS OF DELRAY		13			13
ATMORE NURSING CENTER		12	1	8%	13
URGENT MEDICAL CENTER INC		5	8	62%	13
MEDEXPRESS URGENT CARE - SALEM		9	4	31%	13
BARRANCO CLINIC,THE	3	9	1	8%	13
TOXUSALABS DBA CONNECTDX LABS		11	2	15%	13
BROOKDALE DELAND			13	100%	13
IN-OFFICE LAB		12	1	8%	13
TAPESTRY TALLAHASSEE WALDEN		13			13
MAINSTREET FAMILY SELECT		1	12	92%	13
CONSULATE HEALTH CARE OF PENSACOLA			13	100%	13
MINUTECLINIC, LLC, DBA MINUTECLINIC #2		11	2	15%	13
MHHS All Lab Subsection		13			13
MEDEXPRESS URGENT CARE - BENTON HARBOR		13			13
NATIONAL GENETICS INST LABCORP		4	9	69%	13
VILLA HEALTH NH LLC		10	2	17%	12
Atlanta VAMC		7	5	42%	12
CVS MINUTE CLINIC DIAG OF IND, LLC #6549		11	1	8%	12
DYNAMIC HEALTH CENTERS INC		8	4	33%	12
MINUTECLINIC DIAGNOSTIC OF VIRGINIA		12			12
ADVENTHEALTH MEDICAL GROUP CARE CLINIC AT		8	4	33%	12
FAMILY MEDICINE AT HUNTERS CREEK		12			12
FAMILY MEDICINE AT LONGWOOD			12	100%	12
VERITAS RESEARCH CORP			12	100%	12
COLLIER COUNTY HEALTH DEPT.		7	5	42%	12
JOHN W NORRIS III MD PA	1		11	92%	12
CVS MINUTE CLINIC, LLC #22		11	1	8%	12
MINUTECLINIC DIAGNOSTIC OF TN, PC 6304		10	2	17%	12
MC DIAGNOSTIC OF CONNECTICUT , PC # 3		10	2	17%	12
BRITO MEDICAL CENTER		10	2	17%	12
BROOKDALE CITRUS			12	100%	12
CVS TN5601POCT LENOIR CITY		10	2	17%	12
CVS MINUTE CLINIC DIAGNOSTIC MED GRP OF SAN		10	2	17%	12
CARENOW URGENT CARE-HERMITAGE		8	4	33%	12
THE POTTER'S HOUSE AT CANNON POINT		12			12
MINUTE CLINIC LLC #6765		12			12
ACADIAN DIAGNOSTIC LABORATORIES		8	4	33%	12
Lady Lake Specialty Care			12	100%	12
MINUTECLINIC DIAG OF IND, LLC #6697		12			12
MEDEXPRESS URGENT CARE-ALTOONA		10	2	17%	12
MI2297090CV HOLLAND-23D2189684		12			12
St Joseph's Hospital & Medical Center		11	1	8%	12
LEON CHD		12			12
MINUTECLINIC, LLC #244		11	1	8%	12
LONGWOOD PEDIATRICS LLC			12	100%	12
GEORGE W FERGUSON MD-CONCIERGE MEDICAL SERVICES PL		11	1	8%	12
ORLANDO FAMILY MEDICAL INC		12			12

COVID-19: testing by laboratory

Data through Apr 26, 2021 verified as of Apr 27, 2021 at 09:25 AM

Data in this report are provisional and subject to change.

The numbers in the table below represent the number of Florida and non-Florida residents for whom test results were received by the Department of Health. A person can be tested by more than one laboratory and can have both positive and negative results. **Therefore, the sum of the numbers in each column will be larger than the total number of people tested.**

Reporting lab	Inconclusive	Negative	Positive	Percent positive	Total
ST. PETERSBURG PEDIATRICS			12	100%	12
Maury Regional Hospital		6	6	50%	12
RICHMOND UNIVERSITY MEDICAL CENTER		10	2	17%	12
MINUTECLINIC DIAGNOSTIC OF NEW MEXICO		12			12
MEDEXPRESS URGENT CARE CHARLESTON		8	4	33%	12
MINUTE CLINIC DIAGNOSTIC OF NORTH CAROLINA		12			12
ALL 4 KIDZ PEDIATRICS		8	4	33%	12
Rosewood Healthcare and Rehabilitation Center		5	7	58%	12
CARLOS PORTU MD, PLLC			12	100%	12
WANTAGH URGENT CARE		9	3	25%	12
BAYONET POINT HOSPITAL			12	100%	12
NORTHEAST PEDIATRICS			12	100%	12
SAMARITAN HOSPITAL LABORATORY		11	1	8%	12
WALGREEN #6538		12			12
BROWARD DIALYSIS			12	100%	12
IREPERTOIRE_MOL_LAB		12			12
FLORIDA DEPARTMENT OF HEALTH WASHINGTON COUNTY		7	5	42%	12
LIFE CARE OF PORT SAINT LUCIE		3	9	75%	12
URGENT TEAM MANAGEMENT OF TENNESSEE		10	2	17%	12
MINUTECLINIC DIAGNOSTIC OF ILLINOIS LL		10	2	17%	12
MEDEXPRESS URGENT CARE MONACA		12			12
CARE FAST MURABELLA		7	5	42%	12
CARROLL GARDENS URGENT CARE		12			12
ST LUKES ROOSEVELT LABORATORY		9	3	25%	12
FLORIDA DEPT OF HEALTH		4	8	67%	12
MINUTECLINIC DIAGNOSTIC OF TN PC #386		11	1	8%	12
APPLE DIAGNOSTICS LAB		5	7	58%	12
NAPLES GREEN VILLAGE		12			12
TMH PHYSICIAN PARTNERS - MONTICELLO		10	2	17%	12
SUNCOAST COMMUNITY HEALTH CENTERS INC		2	10	83%	12
OHIO STATE UNIVERSITY MEDICAL CENTER			12	100%	12
MERIDIAN AT WATERWAYS, THE		10	2	17%	12
CAPE CORAL URGENT CARE		9	3	25%	12
GENESIS		8	4	33%	12
CLEVELAND TENNESSEE HOSPITAL COMPANY		11	1	8%	12
LAB UNKNOWN		1	11	92%	12
FAMILY PRACTICE OF DAVIE INC			12	100%	12
VIBRANT AMERICA		10	2	17%	12
PANCARE HEALTH - WEWA ELEMENTARY			12	100%	12
SENIOR HOME CARE INC		12			12
DEPARTMENT OF PUBLIC HEALTH		12			12
MINUTECLINIC DIAGNOSTIC OF TN PC #240		10	2	17%	12
FHCP-PORT ORANGE		3	9	75%	12
MINUTECLINIC DIAGNOSTIC OF PA, LLC (1036)		10	2	17%	12
WOODLAND TOWERS		6	6	50%	12
ST PETER'S UNIVERSITY HOSPITAL		9	3	25%	12
CVS MINUTE CLINIC DIAGNOSTIC		11	1	8%	12

COVID-19: testing by laboratory

Data through Apr 26, 2021 verified as of Apr 27, 2021 at 09:25 AM

Data in this report are provisional and subject to change.

The numbers in the table below represent the number of Florida and non-Florida residents for whom test results were received by the Department of Health. A person can be tested by more than one laboratory and can have both positive and negative results. **Therefore, the sum of the numbers in each column will be larger than the total number of people tested.**

Reporting lab	Inconclusive	Negative	Positive	Percent positive	Total
SUWANNEE COUNTY JAIL		11	1	8%	12
MEDEXPRESS URGENT CARE - MONROE		12			12
HIRAM COLLEGE HEALTH CENTER (ABBOTT)		12			12
ADVENTIST HEALTH SYSTEM FLORIDA DEPT OF HEALTH		7	5	42%	12
VA Primary Care Clinic at Meharry		11	1	8%	12
GLEN OAKS HEALTH AND REHABILITATION CENTER			12	100%	12
ACCENTCARE		12			12
MEDEXPRESS URGENT CARE-LATROBE		11	1	8%	12
RUSSELL MEDICAL CENTER		11	1	8%	12
WATSON HEALTHCARE		8	3	27%	11
WALGREENS #04176		8	3	27%	11
BOCA RATON REGIONAL HOSPITAL LAB			11	100%	11
Manor Care of Dunedin		7	4	36%	11
NIGHT LITE PEDIATRICS CENTER, LLC		1	10	91%	11
UNIVERSITY CENTRA CARE		10	1	9%	11
CVS SC4286POCT EASLEY		5	6	55%	11
ORLANDO HEALTH PHYSICIAN ASSOCIATES		4	7	64%	11
MOUNT DORA PEDIATRICS		9	2	18%	11
HEALTH NETWORK LABORATORIES		7	4	36%	11
THOMAS JEFFERSON UNIVERSITY HOSPITAL		4	7	64%	11
VIRTUA WEST JERSEY HOSPITAL VOORHEES		9	2	18%	11
St. Annes Nursing Center, St. Annes Residence, Inc.		11			11
GENOPTIX MEDICAL LABORATORY		10	1	9%	11
TELEVISIT PALM BAY FAMILY PRACTICE		9	2	18%	11
MINUTECLINIC DIAGNOSTICS OF IND, LLC		11			11
CREATIVE TESTING SOLUTIONS		4	7	64%	11
VITAS HEALTH INC		5	6	55%	11
METHODIST HOSPITAL			11	100%	11
CVS TN2179POCT MURFREESBORO		10	1	9%	11
SEMORAN FAMILY HEALTH LLC		10	1	9%	11
CVS PA1671POCT LANCASTER		11			11
CVS MO8590POCT KANSAS CITY		7	4	36%	11
HNL LAB MEDICINE		8	3	27%	11
MINUTE CLINIC LLC # 2033		10	1	9%	11
BENSONHURST URGENT CARE		10	1	9%	11
ST VINCENT'S ST CLAIR		8	3	27%	11
PASSPORT HEALTH			11	100%	11
APPALACHIAN REGIONAL HEALTHCARE SYSTEM		10	1	9%	11
MEDEXPRESS URGENT CARE - FORT WORTH S		9	2	18%	11
WINKLER COURT		9	2	18%	11
ATHENS VETERINARY DIAGNOSTIC LABORATOR		11			11
SEMINOLE COUNTY CORRECTIONAL FACILITY		1	10	91%	11
KIDSVILLE PEDIATRICS			11	100%	11
JB SA-SAM HOUSTON			11	100%	11
UF HEALTH		1	10	91%	11
AZALEA HEALTH		2	9	82%	11
SUMTER COUNTY HEALTH DEPARTMENT		6	5	45%	11

COVID-19: testing by laboratory

Data through Apr 26, 2021 verified as of Apr 27, 2021 at 09:25 AM

Data in this report are provisional and subject to change.

The numbers in the table below represent the number of Florida and non-Florida residents for whom test results were received by the Department of Health. A person can be tested by more than one laboratory and can have both positive and negative results. **Therefore, the sum of the numbers in each column will be larger than the total number of people tested.**

Reporting lab	Inconclusive	Negative	Positive	Percent positive	Total
CVS CA9165POCT SAN DIEGO		11			11
WALK IN MEDICAL URGENT CARE PC		11			11
MINUTECLINIC DIAGNOSTIC OF ILLINOIS		9	2	18%	11
MINUTECLINIC, LLC #1470		10	1	9%	11
MINUTECLINIC DIAGNOSTIC OF NEW JERSEY,		10	1	9%	11
STUYVESANT URGENT CARE		11			11
TRIDENT BIOMETRICS		10	1	9%	11
MINUTECLINIC DIAGNOSTIC OF NEW JERSEY, LLC # 7069		11			11
CVS MINUTE CLINIC DIAGNOSTIC OF TEXAS,LLC		9	2	18%	11
ILLINOIS DEPT OF PUBLIC HEALTH LAB - SPRINGFIELD			11	100%	11
Westchester General Hospital			11	100%	11
PINELLAS COUNTY HEALTH DEPARTMENT		2	9	82%	11
MERCY HEALTH—MUSKEGON		7	4	36%	11
ELITE HOME HEALTH SERVICES		11			11
MINUTECLINIC DIAGNOSTIC OF MAINE, LLC		9	2	18%	11
PALM BEACH PATHOLOGY		9	2	18%	11
BIOTECH CLINICAL LABORATORIES, INC.		1	10	91%	11
DOCTORS EXPRESS OF ST PETERSBURG		1	10	91%	11
MICHIGAN DEPARTMENT OF COMMUNITY HEALTH		1	10	91%	11
COMMUNITY CARE CENTER□		11			11
MEDEXPRESS URGENT CARE - BEECH GROVE		10	1	9%	11
ALCOVE ASSISTED LIVING FACILITY		11			11
45TH 1		11			11
UNIVERSITY OF MIAMI MILLER SCHOOL OF MEDICINE			11	100%	11
ASSOCIATES IN MEDICINE		7	4	36%	11
MEDEXPRESS URGENT CARE - WINCHESTER GATEWAY		9	2	18%	11
UMHC/SYLVESTER AT KENDALL		1	10	91%	11
NIGHT LITE PEDIATRICS CENTER		1	10	91%	11
PRIME MEDICAL CARE, LLC		11			11
OPTUM PRIMARY CARE		1	10	91%	11
MINUTECLINIC #8760		11			11
NEW HAMPSHIRE DEPARTMENT OF HEALTH AND HUMAN SERVICES		3	8	73%	11
WALGREENS #06416		11			11
COLLIER HMA PHYSICIAN MANAGEMENT, LLC		2	9	82%	11
MINUTE-CLINIC DIAGNOSTIC OF VIRGINIA,		10	1	9%	11
MINUTECLINIC DIAGNOSTIC OF VIRGINIA, LLC #255		11			11
THE TERRACE OF SAINT CLOUD		9	2	18%	11
FAMILY HEALTH CENTER AT PORT ST JOHN		4	7	64%	11
MONROE COUNTY FIRE RESCUE		10	1	9%	11
PHYSICIANS REGIONAL MEDICAL CTR - COLLIER BLVD			11	100%	11
CVS CA9113POCT CHULA VISTA		11			11
Crestwood Nursing Center		7	4	36%	11
AIM LABORATORIES			11	100%	11
PHASE2 LABS	2	7	2	18%	11
CULVER-STOCKTON COLLEGE		9	2	18%	11
MEDEXPRESS URGENT CARE - MAPLE DRIVE		10	1	9%	11
ASSOCIATES MD CYPRESS CREEK			11	100%	11

COVID-19: testing by laboratory

Data through Apr 26, 2021 verified as of Apr 27, 2021 at 09:25 AM

Data in this report are provisional and subject to change.

The numbers in the table below represent the number of Florida and non-Florida residents for whom test results were received by the Department of Health. A person can be tested by more than one laboratory and can have both positive and negative results. **Therefore, the sum of the numbers in each column will be larger than the total number of people tested.**

Reporting lab	Inconclusive	Negative	Positive	Percent positive	Total
DMH STEINHATCHEE FAMILY MEDICINE		8	3	27%	11
TROPICANA		5	6	55%	11
ALBION COLLEGE (ABBOTT)		11			11
WELLMED AT SOUTH PARSONS		9	2	18%	11
CARINGTON MANOR		11			11
CROSSROADS URGENT CARE, PLLC		11			11
NORTH OKALOOSA PHYSICIAN GROUP		10	1	9%	11
PRIMECARE ACQUISITION FAMILY PRACTICE INC		11			11
CARENOW URGENT CARE-GREEN HILLS		10	1	9%	11
CLAYMED OF NORTH FLORIDA			11	100%	11
ALACHUA			11	100%	11
CENTRAL JERSEY URGENT CARE		10	1	9%	11
NHC HealthCare Anniston		11			11
GUIDANCE / CARE CENTER, INC		11			11
QHG OF ENTERPRISE INC (DBA MEDICAL CTR		11			11
CURATIVE		1	10	91%	11
MINUTECLINIC DIAGNOSTIC OF MINNESOTA		11			11
MINUTECLINIC, DIAGNOSTIC OF TEXAS, LL		10	1	9%	11
MINUTECLINIC DIANOSTIC OF VIRGINA, LL		10	1	9%	11
BRIDGE DIAGNOSTICS			11	100%	11
REDMED CLINIC OF ARLINGTON		10	1	9%	11
WINTER PARK CARE AND REHABILITATION			11	100%	11
MONROE COUNTY HOSPITAL		8	3	27%	11
MEDICAL CENTER AFFILIATES WEST PALM			11	100%	11
MEDEXPRESS URGENT CARE - FAYETTEVILLE		8	2	20%	10
MINUTE CLINIC DIAG OF IND LLC #8674		10			10
KR AT COLLEGE HARBOR		10			10
NATURE COAST REGIONAL MEDICAL CENTER		1	9	90%	10
DOMINICAN COLLEGE STUDENT HEALTH CENTE		8	2	20%	10
MEDEXPRESS URGENT CARE-KATY		7	3	30%	10
PALM BEACH CDH - DELRAY BEACH			10	100%	10
UNIVERSITY MEDICAL CENTER		8	2	20%	10
NORTHSIDE HOSPITAL ATLANTA		4	6	60%	10
BETTER AT HOME		10			10
NOT INDICATED		1	9	90%	10
VENICE GREEN VILLAGE		3	7	70%	10
KEY WEST URGENT CARE, INC		3	7	70%	10
WALGREENS #10972	1	9			10
ORLANDO MEDICAL CENTER PL		1	9	90%	10
ONEIDA HEALTHCARE CENTER		8	2	20%	10
CVS PA6902POCT BRYN MAWR		8	2	20%	10
CVS TX7827POCT ROUND ROCK		10			10
ALABAMA DEPARTMENT OF PUBLIC HEALTH		1	9	90%	10
MEDEX REGIONAL LABORATORIES LLC		1	9	90%	10
CVS CT1123POCT SOUTHURY		10			10
CUMBERLAND HEIGHTS		10			10
STPET		8	2	20%	10

COVID-19: testing by laboratory

Data through Apr 26, 2021 verified as of Apr 27, 2021 at 09:25 AM

Data in this report are provisional and subject to change.

The numbers in the table below represent the number of Florida and non-Florida residents for whom test results were received by the Department of Health. A person can be tested by more than one laboratory and can have both positive and negative results. **Therefore, the sum of the numbers in each column will be larger than the total number of people tested.**

Reporting lab	Inconclusive	Negative	Positive	Percent positive	Total
COMMUNITY HEALTH CENTER		2	8	80%	10
PRORENATA LABS		2	8	80%	10
MINUTE CLINIC, LLC #4650		9	1	10%	10
MINUTECLINIC DIAGNOSTIC OF NORTH CAROLINA PC #5341		7	3	30%	10
WALK-IN MEDICAL CARE			10	100%	10
MINUTECLINIC DIAGNOSTIC OF TN PC #5671		6	4	40%	10
DES PLAINES CLINICAL LAB		3	7	70%	10
ISLAND COAST PEDIATRICS IN-HOUSE LAB		10			10
CVS SC7556POCT WEST COLUMBIA		9	1	10%	10
KEY TRAINING CENTER			10	100%	10
CVS OH3301POCT WOODMERE		10			10
PLYMOUTH HARBOR INCORPORATED		9	1	10%	10
LAWRENCE TECHNOLOGICAL UNIVERSITY		10			10
CVS TX8351POCT BEAUMONT		9	1	10%	10
Avalon Healthcare and Rehabilitation Center			10	100%	10
HCR MANORCARE		10			10
HIGH TOWER ALF LLC		9	1	10%	10
LUXOR SCIENTIFIC LLC		1	9	90%	10
VITALANT		1	9	90%	10
RPC@HODGES		2	8	80%	10
MINUTECLINIC DIAGNOSTIC OF OHIO #3407		9	1	10%	10
CHRISTUS ST VINCENT LABORATORY - ZIA		10			10
SOUTH FLORIDA ENT ASSOCIATES, INC			10	100%	10
SAVANNAH MANOR ASSISTED LIVING COMMUNITY			10	100%	10
CHEMISYS LABORATORIES		2	8	80%	10
ANY LAB TEST NOW INC			10	100%	10
VETERNANS ADMINISTRATION			10	100%	10
GLADES COUNTY DETENTION CENTER		1	9	90%	10
THE MARY IMOGENE BASSETT HOSPITAL		10			10
MINUTECLINIC LLC # 3401		10			10
NASCAR EVENT MANAGEMENT, LLC		10			10
CVS SC7334POCT LEXINGTON		9	1	10%	10
MINUTECLINIC LLC #5176		7	3	30%	10
CHILDREN'S HEALTHCARE OF ATLANTA/EGLESTON		10			10
IMMUNOGENOMICS LLC		6	4	40%	10
BROOKDALE PANAMA CITY		9	1	10%	10
BROWARD HEALTH CARE			10	100%	10
NEW JERSEY DEPARTMENT OF HEALTH COMMUNICABLE DISEASE SERVICE		3	7	70%	10
BETH ISRAEL MEDICAL CENTER LABS		9	1	10%	10
MOSOLF PEDIATRICS			10	100%	10
ARCHBOLD MEMORIAL HOSPITAL/LAB		3	7	70%	10
MEDICAL LABORATORY DIAGNOSTICS			10	100%	10
FLEMING ISLAND CENTER FOR CLINICAL RESEARCH		10			10
VASCONCELLO COHEN MD PA		9	1	10%	10
NORTON HEALTHCARE			10	100%	10
CVS TX7162POCT HOUSTON		10			10
AMERICAN HOUSE FORT MYERS		10			10

COVID-19: testing by laboratory

Data through Apr 26, 2021 verified as of Apr 27, 2021 at 09:25 AM

Data in this report are provisional and subject to change.

The numbers in the table below represent the number of Florida and non-Florida residents for whom test results were received by the Department of Health. A person can be tested by more than one laboratory and can have both positive and negative results. **Therefore, the sum of the numbers in each column will be larger than the total number of people tested.**

Reporting lab	Inconclusive	Negative	Positive	Percent positive	Total
MC DIAGNOSTIC OF CONNECTICUT, PC #1043		10			10
GILCHRIST COUNTY FIRE DEPARTMENT		4	6	60%	10
ROSEMONT GARDENS INC		9	1	10%	10
BROWARD MEDICAL AND URGENT CARE		10			10
PBC PREMIER FAMILY HEALTH			10	100%	10
CVS NC7051POCT WAKE FOREST		10			10
EMERGENCY MEDICAL CENTER		4	6	60%	10
TENNESSEE DEPARTMENT OF HEALTH (TDH) - CENTRAL LABORATORY		2	8	80%	10
MEDEXPRESS URGENT CARE, JOHNSTOWN		9	1	10%	10
MINUTECLINIC, LLC, DBA MINUTECLINIC #4		9	1	10%	10
ELLIS HOSPITAL LABORATORY		9	1	10%	10
ILLINOIS DEPARTMENT OF PUBLIC HEALTH		2	8	80%	10
DOH-TAMPA BRANCH LABORATORY (MLK BLVD)		4	6	60%	10
ELEMENT PRIMARY CARE LLC		9	1	10%	10
BERRYHILL MANOR		10			10
CARESOUTH HHA HOLDINGS OF THE BAY AREA LLC		10			10
OKLAHOMA STATE DEPARTMENT OF HEALTH-PUBLIC HEALTH LABORATORY			10	100%	10
PALMS WEST HOSPITAL			10	100%	10
MINUTE CLINIC LLC #4017		10			10
LAKE BALDWIN CBOC		9	1	10%	10
LEE COMMUNITY HEALTHCARE INC DUNBAR		8	2	20%	10
MEDEXPRESS URGENT CARE PARKERSBURG		8	2	20%	10
PIEDMONT ATHENS REGIONAL MEDICAL		8	2	20%	10
CBC LAB		3	7	70%	10
WHEELER LABORATORY		9	1	10%	10
JOHNS HOPKINS ALL CHILDRENS			10	100%	10
CARENOW URGENT CARE - EAST NASHVILLE		8	2	20%	10
MAINSTREET FAMILY CARE			10	100%	10
CVS GA2147POCT KENNESAW		7	3	30%	10
BEAUMONT LABORATORY			10	100%	10
URGENT CARE CENTER AT PINNACLE		4	6	60%	10
ST JOSEPH'S HOSPITAL NORTH LABORATORY			10	100%	10
CITY OF TALLAHASSEE		10			10
FRESENIUS KIDNEY CARE DUNEDIN			10	100%	10
MEDEXPRESS URGENT CARE - WASHINGTON		8	2	20%	10
SHIELDT3 LLC		10			10
BLOOMIN BRANDS WELLNESS CENTER		9	1	10%	10
SOMA MEDICAL CENTER PA #4			10	100%	10
ACCESS PHARMACY		10			10
PANCARE HEALTH - VERNON ELEMENTARY			10	100%	10
MINUTECLINIC, LLC #4682		5	5	50%	10
SUPERIOR RESIDENCES OF CLERMONT		2	8	80%	10
WILLIAMSBURGH CHAI CARE		9	1	10%	10
MINUTECLINIC MINUTECLINIC #8505		8	2	20%	10
CORONA PATHOLOGY		10			10
CARENOW URGENT CARE-MT JULIET		8	2	20%	10
EXPRESS TEST			10	100%	10

COVID-19: testing by laboratory

Data through Apr 26, 2021 verified as of Apr 27, 2021 at 09:25 AM

Data in this report are provisional and subject to change.

The numbers in the table below represent the number of Florida and non-Florida residents for whom test results were received by the Department of Health. A person can be tested by more than one laboratory and can have both positive and negative results. **Therefore, the sum of the numbers in each column will be larger than the total number of people tested.**

Reporting lab	Inconclusive	Negative	Positive	Percent positive	Total
GOLDMAN SACHS HEALTH CENTER	1	9			10
MOLECULAR PATHOLOGY LABORATORY			10	100%	10
BLOOMINGDALE PEDIATRIC ASSOCIATES PA			10	100%	10
BELLE GLADES HEALTH CLINIC			10	100%	10
ACM MEDICAL LABORATORY ALLIANCE		7	3	30%	10
ARBORS OF GULF BREEZE, THE		8	2	20%	10
FLORIDA CLINICAL LAB		1	9	90%	10
MINUTECLINIC DIAG OF IND, LLC #2387		8	2	20%	10
MAGNOLIA MANOR			9	100%	9
ALBANY MEDICAL CENTER		8	1	11%	9
OUR HOME AT BEACON HILL			9	100%	9
BUENA VIDA ESTATES			9	100%	9
HEALTH AND WELLNESS CENTER		1	8	89%	9
CITYMD		1	8	89%	9
VETERANS AFFAIRS MEDICAL CENTER - OUTPATIENT			9	100%	9
PATEL MEDICAL VENTURES		8	1	11%	9
WATERFORD AT CREEKSIDE, THE			9	100%	9
COMPASS PROVIDENCE URGENT CARE LLLP			9	100%	9
CVS DC1340POCT WASHINGTON		9			9
CVS NY549POCT RIDGEWOOD		6	3	33%	9
COLISEUM MED CTR LLC/COLISEUM MED CTRS		6	3	33%	9
MINUTE CLINIC LLC #1448		8	1	11%	9
RIVERVIEW REGIONAL MEDICAL CENTER		7	2	22%	9
MINUTECLINIC DIAGNOSTIC OF SC, LLC #7		7	2	22%	9
MINUTECLINIC #788		7	2	22%	9
OMNI			9	100%	9
MEDEXPRESS URGENT CARE - RICHMOND, NINE MILE RD		8	1	11%	9
PRIMARY CARE SPECIALISTS OF ORLANDO		8	1	11%	9
MANATEE COUNTY CENTRAL JAIL		9			9
BAYFRONT HEALTH ST PETERSBURG		8	1	11%	9
CVS NJ617POCT CEDAR GROVE		8	1	11%	9
LONG ISLAND JEWISH FOREST HILLS HOSPITAL		9			9
CIMA MEDICAL CENTER		8	1	11%	9
WESTCHESTER GENERAL HOSPITAL BLOOD GAS LAB			9	100%	9
MEDEXPRESS ELKINS		9			9
MONTEFIORE MEDICAL CENTER LABORATORIES - NORTH		9			9
MEDERI CARETENDERS VS OF SE FL LLC DBA		8	1	11%	9
CVS GA3766POCT DACULA		7	2	22%	9
COLLIER BLVD HMA PHYSICIAN MANAGEMENT,, LLC			9	100%	9
MINUTE CLINIC DIAGNOSTIC OF VIRGINIA, LLC #1905		9			9
CIAN DIAGNOSTICS			9	100%	9
Consulate Health Care of Brandon		7	2	22%	9
CVS CT1109POCT BETHEL		9			9
MINUTE CLINIC INCORPORTE		9			9
MEDICANA NURSING AND REHAB CENTER			9	100%	9
CVS MD2956POCT NEW MARKET		8	1	11%	9
ALLIANCE HEALTH AND REHABILITATION CENTER		9			9

COVID-19: testing by laboratory

Data through Apr 26, 2021 verified as of Apr 27, 2021 at 09:25 AM

Data in this report are provisional and subject to change.

The numbers in the table below represent the number of Florida and non-Florida residents for whom test results were received by the Department of Health. A person can be tested by more than one laboratory and can have both positive and negative results. **Therefore, the sum of the numbers in each column will be larger than the total number of people tested.**

Reporting lab	Inconclusive	Negative	Positive	Percent positive	Total
WINTER PARK INTERNAL MEDICINE MD PA		7	2	22%	9
REMISE OCCUPATIONAL HEALTH SOLUTIONS INC			9	100%	9
ADVENTHEALTH MEDICAL GROUP INTERNAL MEDICINE		7	2	22%	9
GO PATH LABORATORIES			9	100%	9
UHEALTH UNIVERSITY OF MIAMI			9	100%	9
NEMOURS CHILDREN'S PRIMARY CARE VERO BEACH			9	100%	9
MIDMICHIGAN MEDICAL CENTER			9	100%	9
MINUTECLINIC MINUTECLINIC #4977		5	4	44%	9
MINUTECLINIC DIAGNOSTIC OF VIRGINIA, LLC #1656		9			9
KINDRED_AIMS		9			9
BEAUMONT EMERGENCY CENTER			9	100%	9
MINUTECLINIC DIAGNOSTIC OF TN PC #242		6	3	33%	9
CAYUGA COUNTY HEALTH DEPARTMENT		8	1	11%	9
ROSECASTLE			9	100%	9
SOMA MEDICAL CENTER MD PA #7 PEDIATRICS			9	100%	9
CVS PHARMACY NO 274		9			9
Sunset Lake Health and Rehabilitation Center		8	1	11%	9
MINUTE CLINIC DIAGNOSTIC OF VIRGINIA, LLC #7543		7	2	22%	9
BRENNITY AT VERO BEACH, THE			9	100%	9
CVS MINUTE CLINIC DIAGNOSTIC OF KANSAS, PA		9			9
Highland Pines Health and Rehab		8	1	11%	9
PUTNAM FAMILY CARE INC		3	6	67%	9
JOHN T MATHER MEMORIAL HOSPITAL LABORATORY		8	1	11%	9
MINUTE CLINIC LLC #10203		7	2	22%	9
DIAMOND SPEEDWAY DIALYSIS		1	8	89%	9
ORLANDO HEALTH PHYSICIAN GROUP INC		6	3	33%	9
FLORIDA MENTOR		7	2	22%	9
HARMONIOUS HOME HEALTH, LLC		9			9
CVS RI1717POCT 1 CVS DR			9	100%	9
ENCOMPASS HOME HEALTH OF THE SOUTHEAST LLC		9			9
NORTHWEST FLORIDA COMMUNITY HOSPITAL LABORATORY		8	1	11%	9
INSPIRED LIVING AT PALM BAY		7	2	22%	9
NORTHSHORE UNIVERSITY HEALTHSYSTEM EVANSTON HOSPITAL LAB			9	100%	9
FHPG_EXP CARE W HILLSBOROUGH		1	8	89%	9
LOREY ALF		9			9
MINUTECLINIC DIAGNOSTIC MED GRP OF CA		8	1	11%	9
MIAMI COMPREHENSIVE MEDICINE GROUP PA		4	5	56%	9
CORE OCCUPATIONAL RESOURCES, LLC		5	4	44%	9
IU HEALTH PATHOLOGY		1	8	89%	9
DIXITKUMAR N MODI MD PA			9	100%	9
CHIEFLAND MEDICAL CENTER LLC			9	100%	9
UCARE			9	100%	9
FLORIDA CENTER FOR DERMATOLOGY LABORATORY			9	100%	9
PENSACOLA CLUSTER			9	100%	9
SUNCREST OMNI		9			9
GCPM MANUAL MICROBIOLOGY		1	8	89%	9
COMMUNITY MEDICAL AND DENTAL CARE INC		9			9

COVID-19: testing by laboratory

Data through Apr 26, 2021 verified as of Apr 27, 2021 at 09:25 AM

Data in this report are provisional and subject to change.

The numbers in the table below represent the number of Florida and non-Florida residents for whom test results were received by the Department of Health. A person can be tested by more than one laboratory and can have both positive and negative results. **Therefore, the sum of the numbers in each column will be larger than the total number of people tested.**

Reporting lab	Inconclusive	Negative	Positive	Percent positive	Total
CVS TX10016POCT PRINCETON		9			9
MINUTECLINIC #2860		6	3	33%	9
TRANSPLANT GENOMICS INC (EUROFINS)		9			9
MINUTECLINIC, LLC #09202		7	2	22%	9
NORTHSIDE HOSPITAL		2	7	78%	9
ST VINCENT'S CHILTON		7	2	22%	9
WINDSOR OF SAN PABLO, THE		6	3	33%	9
RANDOLPH DIABETES AND WELLNESS		8	1	11%	9
VILLAGE PLACE HEALTH AND REHAB		9			9
MEDEXPRESS URGENT CARE - STAUNTON		5	4	44%	9
ST. CLOUD PHARMACY AND WELLNESS CENTER		5	4	44%	9
SYNEXUS CLINICAL RESEARCH US INC		2	7	78%	9
PALM BAY URGENT CARE PL		1	8	89%	9
PEDIATRIC HEALTH CARE ALLIANCE			9	100%	9
MINUTE CLINIC LLC #0169		7	2	22%	9
CVS GA2841POCT LAWRENCEVILLE		9			9
MOBILE RESPONSE DIAGNOSTICS LLC		8	1	11%	9
WINDSOR OF GAINESVILLE		9			9
FLORIDA HOSPITAL WINTER PARK		7	2	22%	9
CVS SC2736POCT MURRELLS INLET		7	2	22%	9
CHAPTERS HEALTH HOSPICE		9			9
FYZAMEDICAL, LLC		6	3	33%	9
URGENT TEAM - HUNTSVILLE		7	2	22%	9
MEDEXPRESS URGENT CARE - SWANSEA, N ILLINOIS ST		8	1	11%	9
CVS MA594POCT FALMOUTH		8	1	11%	9
BAYSIDE URGENT CARE CENTER INC		1	8	89%	9
PRECISION GENETICS			9	100%	9
URGENT CARE OF LONGWOOD		1	8	89%	9
CHILDREN'S HEALTH CENTER INC.		7	2	22%	9
ETHOS LABORATORIES		7	2	22%	9
ACCESS CARE MEDICAL GROUP LLC		2	7	78%	9
MARINA ISLE ASSISTED LIVING		9			9
NITIN BAWA PROFESSIONAL ASSOCIATES			9	100%	9
CVS PA233POCT NEWTOWN SQUARE		9			9
AHMG LAKE NONA PRIMARY CARE		9			9
WADSWORTH CENTER - DAVID AXELROD INSTITUTE		8	1	11%	9
MEDEXPRESS URGENT CARE - BATTLE CREEK		6	3	33%	9
SYLVESTER AT PLANTATION LABORATORY		7	1	13%	8
Nashville Central Laboratory		8			8
ORMOND BEACH CENTRA CARE			8	100%	8
WELLIGENT		1	7	88%	8
DEPT OF VA MEDICAL CENTER - RICHMOND		7	1	13%	8
MINUTE-CLINIC DIAGNOSTIC OF VIRGINIA, LLC #794		7	1	13%	8
CAPRONA GROUP HOME		2	6	75%	8
MEDEXPRESS URGENT CARE - MIDLOTHIAN		7	1	13%	8
ALL CHILDREN'S HOSPITAL DEPT OF GENERAL PEDIATRICS			8	100%	8
THE WOLFF CENTER FOR CHILD & ADOLESCENT HEALTH			8	100%	8

COVID-19: testing by laboratory

Data through Apr 26, 2021 verified as of Apr 27, 2021 at 09:25 AM

Data in this report are provisional and subject to change.

The numbers in the table below represent the number of Florida and non-Florida residents for whom test results were received by the Department of Health. A person can be tested by more than one laboratory and can have both positive and negative results. **Therefore, the sum of the numbers in each column will be larger than the total number of people tested.**

Reporting lab	Inconclusive	Negative	Positive	Percent positive	Total
CLAY PRIMARY & FAMILY CARE LLC			8	100%	8
Florida Clinical Laboratory		1	7	88%	8
ORLANDO FAMILY PHYSICIANS			8	100%	8
BENEVA LAKES HEALTHCARE & REHAB CENTER			8	100%	8
LAB UNKNOWN		6	2	25%	8
CIGNA ONSITE HEALTH LLC		2	6	75%	8
SV DIAGNOSTIC LAB			8	100%	8
SURGOINSVILLE PHARMACY		8			8
CVS SC2250POCT COLUMBIA		8			8
Baptist Village Retirement Communities		8			8
WHITE SANDS OUTPATIENT SERVICES (WSOP SERVICES LLC		8			8
GOLISANO CHILDREN'S HOSPITAL OF SOUTHWEST FLORIDA		6	2	25%	8
MINUTECLINIC DIAGNOSTIC OF OHIO #4401		8			8
TRUE HEALTH		5	3	38%	8
PALM BEACH COUNTY HEALTH DEPARTMENT LABORATORY			8	100%	8
CHIEFLAND MEDICAL CENTER		1	7	88%	8
ADVANCED RESEARCH FOR HEALTH IMPROVEMENT		6	2	25%	8
ALL CHILDREN'S HOSPITAL		1	7	88%	8
CVS NC7057POCT SHELBY		6	2	25%	8
MED & CO INVESTMENT LLC		7	1	13%	8
CVS MD4371POCT OCEAN CITY		8			8
CVS OH3476POCT TIPP CITY		7	1	13%	8
SARAH LAWRENCE COLLEGE HEALTH SERVICES		8			8
MEDEXPRESS URGENT CARE, BUTLER		5	3	38%	8
CVS MINUTE CLINIC DIAGNOSTIC OF NEW JERSEY		8			8
NASSAU UNIVERSITY MEDICAL CENTER DEPT		7	1	13%	8
ALLEGRO - TAMPA	1	4	3	38%	8
GLEN FALLS HOSPITAL DEPARTMENT OF PATHOLOGY		7	1	13%	8
NORTHSIDE GWINNETT HOSPITAL		7	1	13%	8
MINUTE CLINIC, LLC #1434		7	1	13%	8
TRINITY PEDIATRICS			8	100%	8
MINUTECLINIC, LLC #03268		7	1	13%	8
OWL NOW URGENT CARE			8	100%	8
OHIO DEPARTMENT OF HEALTH			8	100%	8
CVS NC3803POCT MOORESVILLE		7	1	13%	8
MOULTRIE CREEK NURSING AND REHAB			8	100%	8
NEOGENOMICS LABORATORIES, INC		8			8
EMORY JOHNS CREEK HOSPITAL		8			8
SUPREME LABORATORY			8	100%	8
INTERNAL MEDICINE ASSOCIATES OF JACKSON HOSPITAL			8	100%	8
CVS PA1074POCT KENNETT SQUARE		7	1	13%	8
CVS NC5591POCT STATESVILLE		7	1	13%	8
TERENCE B MITCHELL MD, INC		4	4	50%	8
BIRMINGHAM VAMC		4	4	50%	8
NORTHDALE REHABILITATION CENTER			8	100%	8
CVS OH2543POCT CANFIELD		5	3	38%	8
CAREPOINT CLINIC		5	3	38%	8

COVID-19: testing by laboratory

Data through Apr 26, 2021 verified as of Apr 27, 2021 at 09:25 AM

Data in this report are provisional and subject to change.

The numbers in the table below represent the number of Florida and non-Florida residents for whom test results were received by the Department of Health. A person can be tested by more than one laboratory and can have both positive and negative results. **Therefore, the sum of the numbers in each column will be larger than the total number of people tested.**

Reporting lab	Inconclusive	Negative	Positive	Percent positive	Total
FOUNTAINVIEW BY FIVE STAR QUALITY CARE		7	1	13%	8
ALLINA HEALTH - ABBOTT NORTHWESTERN HOSPITAL		5	3	38%	8
PHYSICIANS FOR CHILDREN			8	100%	8
MINUTECLINIC DIAGNOSTIC OF NEVADA #87		4	4	50%	8
VAIL VALLEY MEDICAL CENTER			8	100%	8
MEDEXPRESS URGENT CARE - CLARKSBURG		7	1	13%	8
BIOTECH PHARMACEUTICAL GROUP LLC			8	100%	8
ST. JOSEPH HOSPITAL AND HEALTH CARE INC.			8	100%	8
DOCTOR'S IN-HOUSE LAB/COMMUNITY HEALTH CENTERS OF PINELLAS - CLEARWATE			8	100%	8
MINUTECLINIC DIAGNOSTIC OF NORTH CAROLINA PC #7054		5	3	38%	8
PAUL GRECO MD CONCIERGE MEDICAL SERVICES PL		8			8
DORAL URGENT CARE			8	100%	8
APEX HOME HEALTH CARE		7	1	13%	8
HOLY NAME MEDICAL CENTER	1	6	1	13%	8
MINUTE CLINIC #8979		7	1	13%	8
MONROE URGENT CARE		7	1	13%	8
FHMG_FM AND IM AVALON PARK		2	6	75%	8
CVS TN7289POCT SIGNAL MOUNTAIN		8			8
DIAGNOSTIC CLINIC		7	1	13%	8
VENICE REGIONAL MEDICAL CENTER			8	100%	8
MEDEXPRESS URGENT CARE-PETERS TWP		7	1	13%	8
PARTNERS PHARMACY OF FLORIDA LLC		8			8
The Grand at Rome Nursing and Rehabilitation		8			8
MEDEXPRESS URGENT CARE - YORK		5	3	38%	8
MINUTECLINIC DIAGNOSTIC OF OHIO #7790		6	2	25%	8
MINUTECLINIC, LLC #05038		8			8
JUPITER CLINIC			8	100%	8
MEDEXPRESS URGENT CARE - WILLIAMSPORT		7	1	13%	8
DEPARTMENT OF HEALTH- CITRUS COUNTY		1	7	88%	8
MAGNOLIA PEDIATRICS GROUP LLC			8	100%	8
MC DIAGNOSTIC OF CONNECTICUT, PC #114		8			8
NORTH PINELLAS CHILDRENS MEDICAL CENTER INC			8	100%	8
CVS IN3975POCT JEFFERSONVILLE		5	3	38%	8
FHCP-ORANGE CITY			8	100%	8
DOCTOR'S IN HOUSE LAB			8	100%	8
LAKE PEDIATRICS			8	100%	8
MEDEXPRESS URGENT CARE - CULPEPER		8			8
CONSULATE HEALTH CARE		7	1	13%	8
GENE STREET LABORATORIES, LLC		6	2	25%	8
DOTHAN PEDIATRIC CLINIC			8	100%	8
COMPASSION PEDIATRIC URGENT CARE LLC		2	6	75%	8
HENDRY/GLADES COUNTY HEALTH DEPARTMENT		6	2	25%	8
BLOOMING GARDENS OF CARE INC		8			8
SLOPESIDE LABS AND TESTING, LLC - THE HIDEOUT AT BUTTERMILK MOUNTAIN		8			8
MEDEXPRESS URGENT CARE MORGANTOWN		8			8
HEALTHY MINORS PEDIATRIC URGENT CARE		7	1	13%	8
SEACOAST PATHOLOGY PROFESSIONAL ASSOC		8			8

COVID-19: testing by laboratory

Data through Apr 26, 2021 verified as of Apr 27, 2021 at 09:25 AM

Data in this report are provisional and subject to change.

The numbers in the table below represent the number of Florida and non-Florida residents for whom test results were received by the Department of Health. A person can be tested by more than one laboratory and can have both positive and negative results. **Therefore, the sum of the numbers in each column will be larger than the total number of people tested.**

Reporting lab	Inconclusive	Negative	Positive	Percent positive	Total
HEWLETT URGENT CARE, PLLC		8			8
ST CHARLES HOSPITAL LABORATORY		8			8
DAYTONA BEACH OPC		6	2	25%	8
SARASOTA PERSONAL MEDICINE		5	3	38%	8
COMPREHENSIVE CLINICAL RESEARCH, LLC			8	100%	8
CORONA NYC LAB		8			8
FHPG_EXP CARE PALM HARBOR			8	100%	8
BEECHTREE MOLECULAR LAB LLC			8	100%	8
MEDEXPRESS URGENT CARE - TARENTUM		6	2	25%	8
MID-HUDSON VALLEY DIVISION OF WESTCHESTER MEDICAL		8			8
AFC/DOCTORS EXPRESS NORTH BERGEN		6	2	25%	8
BARTON PARKER OD PC		8			8
DR. PHILLIPS MEDICAL WELLNESS CENTER		4	4	50%	8
JACKSON CLINIC PA,THE		4	4	50%	8
CVS NC7213POCT MATTHEWS		6	2	25%	8
CLEARWATER PEDIATRIC CARE		1	7	88%	8
LEMOYNE COLLEGE WELLNESS CENTER FOR		8			8
EP LTC PHARMACY		6	2	25%	8
SCOTTS PHARMACY		7	1	13%	8
CVS PA4077POCT BELLE VERNON		8			8
BREVARD FAMILY WALK IN CLINIC			8	100%	8
OSWEGO HOSPITAL LABORATORY		7	1	13%	8
INTERVENTIONAL REHABILITATION OF SOUTH FLORIDA			8	100%	8
SEA LEVEL LABS			8	100%	8
LIFE CARE CITRUS COUNTY			8	100%	8
WEST DADE PEDIATRICS			8	100%	8
X-GENE MOLECULAR LABS		1	7	88%	8
ATLANTIC CONSOLIDATED LABORATORY		8			8
PBC FOUND CARE INC			8	100%	8
CVS HEALTH, #1994		6	2	25%	8
ALACHUA COUNTY HEALTH DEPARTMENT		1	7	88%	8
CVS TX7288POCT DALLAS		7	1	13%	8
NOVADIX		2	6	75%	8
HUNTINGTON VILLAGE URGENT CARE		8			8
ROBERT WOOD JOHNSON HOSPITAL		7	1	13%	8
JX REF LAB			8	100%	8
GENEUS DIAGNOSTICS			8	100%	8
CVS M08556POCT KANSAS CITY		7	1	13%	8
CVS NC3319POCT CHARLOTTE		6	2	25%	8
CVS NJ836POCT RUNNEMEDE		8			8
PM PEDIATRICS OF BAYSIDE PLLC		8			8
CVS PA2582POCT SPRINGFIELD		6	2	25%	8
LEWIS COUNTY MANOR		8			8
MEDEXPRESS URGENT CARE-PASADENA		8			8
WELLSTAR WEST GEORGIA MEDICAL CENTER		7	1	13%	8
UNIVERSITY OF WASHINGTON MEDICAL CENTER			8	100%	8
VERMONT DEPARTMENT OF HEALTH		1	7	88%	8

COVID-19: testing by laboratory

Data through Apr 26, 2021 verified as of Apr 27, 2021 at 09:25 AM

Data in this report are provisional and subject to change.

The numbers in the table below represent the number of Florida and non-Florida residents for whom test results were received by the Department of Health. A person can be tested by more than one laboratory and can have both positive and negative results. **Therefore, the sum of the numbers in each column will be larger than the total number of people tested.**

Reporting lab	Inconclusive	Negative	Positive	Percent positive	Total
HEALTHMARK REGIONAL HOSPITAL LAB		4	4	50%	8
MODMD LABORATORY		8			8
CARE ATC - CITY OF BOYNTON BEACH	1	2	5	63%	8
VALHALLA MEDICS		8			8
SOUTHEASTERN PEDIATRIC ASSOCIATES			8	100%	8
EXECUTIVE MEDICAL SERVICES		8			8
DOH JACKSONVILLE CENTRAL LABORATORY		3	5	63%	8
PUTNAM COUNTY EMERGENCY RESCUE SERVICE		5	3	38%	8
BAPTIST OUTPATIENT			8	100%	8
CVS MD1881POCT DUNKIRK		8			8
HARBORCHASE OF DR PHILLIPS		7	1	13%	8
TERRACINA LLC		2	6	75%	8
LOVELACE MEDICAL CENTER		8			8
INTERNAL MEDICINE AND AESTHETICS OF NAPLES LLC		8			8
MINUTE CLINIC DIAGNOSTIC OF MICHIGAN PC		8			8
NORTHEAST ALABAMA REGIONAL MEDICAL CENTER		5	3	38%	8
LAKE CONWAY URGENT CARE LLC		2	6	75%	8
MEDEXPRESS - WILMINGTON CONCORD PIKE		7	1	13%	8
MEDEXPRESS URGENT CARE - MT LEBANON		5	3	38%	8
FLORIDA HEART AND VASCULAR MULTISPECIALTY GROUP		8			8
ST CLOUD PHYSICIAN MANAGMENT LLC		7	1	13%	8
HERNANDO PASCO HOSPICE INC		7	1	13%	8
CVS IL8747POCT CHICAGO		7			7
GRACE WELLNESS CENTER LLC		6	1	14%	7
ST. LUCIE COUNTY HEALTH DEPARTMENT		5	2	29%	7
MARCO ISLAND MEDICAL CENTER			7	100%	7
CVS OH6123POCT CINCINNATI		5	2	29%	7
ECLRS		2	5	71%	7
MEDEXPRESS URGENT CARE-MUNCIE		7			7
CARESOUTH HHA HOLDINGS OF TALLAHASSEE LLC		7			7
VICTORIAN MANOR		2	5	71%	7
TRUE HEALTH DIAGNOSTICS		1	6	86%	7
HEALTH CARE LABORATORY SERVICES		1	6	86%	7
BROWNE MEDICAL LLC		5	2	29%	7
KANSAS DEPARTMENT OF HEALTH		2	5	71%	7
EMBRY-RIDDLE AERONAUTICAL UNIVERSITY HEALTH			7	100%	7
HELIX MEDICAL CENTERS		1	6	86%	7
SANFORD MOBILE LAB		1	6	86%	7
ST CHARLES BEND LABORATORY		6	1	14%	7
MINUTECLINIC, LLC #1796		6	1	14%	7
MARTHA A PRICE MD PA		3	4	57%	7
MINUTE CLINIC LLC #1909		7			7
PENN MEDICINE PRINCETON MEDICAL CENTER		6	1	14%	7
WYOMING COUNTY COMMUNITY HOSPITAL LABORATORY		7			7
MINUTECLINIC DIAG OF IND LLC #1138		6	1	14%	7
BROOKDALE LAKE ORIENTA			7	100%	7
MEDEXPRESS URGENT CARE - GLENDALE		7			7

COVID-19: testing by laboratory

Data through Apr 26, 2021 verified as of Apr 27, 2021 at 09:25 AM

Data in this report are provisional and subject to change.

The numbers in the table below represent the number of Florida and non-Florida residents for whom test results were received by the Department of Health. A person can be tested by more than one laboratory and can have both positive and negative results. **Therefore, the sum of the numbers in each column will be larger than the total number of people tested.**

Reporting lab	Inconclusive	Negative	Positive	Percent positive	Total
MINUTECLINIC DIAGNOSTIC OF OHIO #2964		7			7
EXPICARE NURSING AGENCY, INC		5	2	29%	7
LPG PRIMARY CARE AT LABELLE		6	1	14%	7
DELAWARE DEPARTMENT OF HEATH		6	1	14%	7
GALLUP INDIAN MEDICAL CENTER		7			7
LIZS ADULT CARE		7			7
NEMOURS CHILDREN'S HOSPITAL			7	100%	7
CVS NC2313POCT RALEIGH		6	1	14%	7
AVON PARK PEDIATRICS			7	100%	7
KENDALL REGIONAL MEDICAL CNTR			7	100%	7
MINUTECLINIC DIAGNOSTIC OF KANSAS PA		7			7
FRESENIUS KIDNEY CARE FORT WALTON BEACH			7	100%	7
MINUTECLINIC DIAG OF IND, LLC #6648		5	2	29%	7
FLORIDA SCHOOL FOR THE DEAF AND THE BLIND			7	100%	7
FIRST PHYSICIANS GROUP - LORRAINE CORNERS		7			7
QUE		4	3	43%	7
LEE COUNTY HEALTH DEPARTMENT		4	3	43%	7
GRACE REHABILITATION CENTER OF VERO BEACH		4	3	43%	7
EAST SIDE CLINICAL LABORATORY		5	2	29%	7
PERSONAL PHYSICIAN CARE PA			7	100%	7
PANCARE HEALTH - HOSFORD SCHOOL			7	100%	7
CVS PA813POCT RICHBORO		7			7
CVS NM8918POCT ALBUQUERQUE		7			7
PURECARE PHARMACY		6	1	14%	7
MALABAR FAMILY PRACTICE		4	3	43%	7
LYNMOORE,THE		7			7
TESTD			7	100%	7
Rutgers Health Rwj University Hospital - Laboratory		4	3	43%	7
PHOEBE PUTNEY MEMORIAL HOSPITAL		7			7
MINUTECLINIC DIAG OF IND, LLC #10190		6	1	14%	7
NORTH FLORIDA MEDICAL CENTERS INC		1	6	86%	7
DOTHAN WEST FAMILY MEDICINE		5	2	29%	7
MEDEXPRESS URGENT CARE - HOLLINS		7			7
JUPITER ISLAND PUBLIC SAFETY		5	2	29%	7
MANATEE PEDIATRICS			7	100%	7
IAN C BOYKIN MD		4	3	43%	7
STATEN ISLAND CHAI CARE		6	1	14%	7
CVS NV9841POCT RENO		4	3	43%	7
CVS GA7064POCT STOCKBRIDGE		7			7
DASCENA LABORATORY			7	100%	7
MAINE DEPARTMENT OF HEALTH AND HUMAN SERVICES			7	100%	7
FLORIDA CANCER SPECIALISTS & RESEARCH INSTITUTE		6	1	14%	7
CVS OH3080POCT HUBER HEIGHTS		6	1	14%	7
WILDLIGHT LAB			7	100%	7
FAMILY MEDICINE MEDICAL DRIVE		7			7
MINUTECLINIC DIAG OF IND LLC #8651		6	1	14%	7
DOCTORS CLINICAL LABORATORY, INC		5	2	29%	7

COVID-19: testing by laboratory

Data through Apr 26, 2021 verified as of Apr 27, 2021 at 09:25 AM

Data in this report are provisional and subject to change.

The numbers in the table below represent the number of Florida and non-Florida residents for whom test results were received by the Department of Health. A person can be tested by more than one laboratory and can have both positive and negative results. **Therefore, the sum of the numbers in each column will be larger than the total number of people tested.**

Reporting lab	Inconclusive	Negative	Positive	Percent positive	Total
MEDEXPRESS URGENT CARE-NESHANNOCK TWP		6	1	14%	7
LOUISIANA DEPT OF HEALTH			7	100%	7
MEDEXPRESS URGENT CARE-DUBOIS		7			7
CVS OH3458POCT BEAVERCREEK		7			7
GULF COAST PEDIATRICS OF SARASOTA PA		1	6	86%	7
MY WELLNESS EXPRESS			7	100%	7
WATAUGA MEDICAL CENTER		4	3	43%	7
RIVER OAKS TREATMENT CENTER			7	100%	7
LEVY COUNTY SHERRIF'S DEPT			7	100%	7
SOUTH COM HEALTH CLINIC, DEPT. OF THE ARMY		7			7
MEDEXPRESS URGENT CARE - BLUEFIELD		6	1	14%	7
CVS MA6505POCT NEWTON		7			7
OPTUM PRIMARY CARE - FOUNTAIN OAKS		3	4	57%	7
Robert Wood Johnson University Hospital		5	2	29%	7
SKR MEDICAL ADVISORS		7			7
MEDEXPRESS URGENT CARE PORT HURON		6	1	14%	7
DALLAS COUNTY HEALTH AND HUMAN SERVICES			7	100%	7
NOVANT HEALTH INPATIENT CARE		2	5	71%	7
Centrastate Medical Center		6	1	14%	7
MEDEXPRESS URGENT CARE - HOT SPRINGS		7			7
GEISINGER MEDICAL CENTER		2	5	71%	7
IXI WELLNESS DALLAS, LLC		7			7
CVS IN8669POCT INDIANAPOLIS		6	1	14%	7
MINUTECLINIC DIAG OF IND LLC #6998		6	1	14%	7
EL PARAISO HOME INC		7			7
GENTRY PARK ORLANDO ASSISTED LIVING		6	1	14%	7
MEDEXPRESS URGENT CARE MURRYSVILLE		5	2	29%	7
PALM GARDEN OF SUN CITY			7	100%	7
HOLY GARDEN ALF, INC.		7			7
ADVENTHEALTH MEDICAL GROUP INTERNAL MEDICINE AT		2	5	71%	7
CVS CT718POCT ANSONIA		7			7
ADVENT HEALTH APOPKA		3	4	57%	7
MINUTECLINIC, LLC #03965		7			7
TREASURE COAST INFECTIOUS DISEASE CONSULTANTS		4	3	43%	7
SUPERIOR RESIDENCES AT CALA HILLS		7			7
FLORIDA DIGESTIVE AND LIVER SPECIALIST		7			7
MINUTECLINIC DIAGNOSTIC OF SC, LLC #4		7			7
KEYSTONE PLACE AT NAPLES PRESERVE		4	3	43%	7
LEPE'S HOUSE			7	100%	7
ABBAY MANOR RETIREMENT RESIDENCE INC		7			7
OCALE FAMILY MEDICAL CENTER		7			7
IRL MARKET LAB			7	100%	7
NYU WINTHROP HOSPITAL PATHOLOGY		7			7
GAINESVILLE PEDIATRIC ASSOCIATES		1	6	86%	7
YAZJI PEDIATRIC CARE LLC DBA TUKA PEDIATRICS			7	100%	7
CARENOW URGENT CARE-SOUTHLAKE			7	100%	7
BALTIMORE CITY HEALTH DEPT COMMUNICABLE DISEASES AND EPIDEMIOLOGY			7	100%	7

COVID-19: testing by laboratory

Data through Apr 26, 2021 verified as of Apr 27, 2021 at 09:25 AM

Data in this report are provisional and subject to change.

The numbers in the table below represent the number of Florida and non-Florida residents for whom test results were received by the Department of Health. A person can be tested by more than one laboratory and can have both positive and negative results. **Therefore, the sum of the numbers in each column will be larger than the total number of people tested.**

Reporting lab	Inconclusive	Negative	Positive	Percent positive	Total
DIAGNOSTIC & MEDICAL SPECIALISTS OF GREENWICH		5	2	29%	7
URGENT TEAM - NASHVILLE		6	1	14%	7
PROVIDENCE LABORATORY SERVICES		7			7
FLORIDA HOSPITAL APOPKA		6	1	14%	7
EXCEL URGENT CARE OF PARAMUS LLC		7			7
LAKE CITY CORRECTIONAL FACILITY			7	100%	7
CVS MINUTE CLINIC DIAG OF IND LLC #5206		6	1	14%	7
ENTRUST IMMEDIATE CARE			7	100%	7
LAWTON CHILES HEALTH CENTER		1	6	86%	7
LAKE NONA PEDIATRICS IN ASSOCIATION WITH NEMOURS		5	2	29%	7
GREENVILLE MEMORIAL HOSPITAL LAB			7	100%	7
BOONE DRUG & HEALTHCARE AT DEERFIELD			7	100%	7
Thermopolis Rehabilitation Wellness		7			7
MINUTECLINIC, LLC #1452		7			7
CARENOW URGENT CARE-MADISON		7			7
CVS TN4624POCT KNOXVILLE		6	1	14%	7
COMPLETE FAMILY CARE, LLC/UNIVERSITY OF SAINT MARY		7			7
NU WAVE MEDICAL CENTER			7	100%	7
CVS TX4397POCT CYPRESS		7			7
SOUTHEAST GEORGIA HEALTH SYSTEM, INC D		7			7
MINUTECLINIC DIAGNOSTIC OF RHODE ISLAN		7			7
CENTREX CLINICAL LABS INC		7			7
LISTENING DOCTOR PLLC, THE		1	6	86%	7
HEARTLAND PEDIATRICS OF LAKE PLACID			7	100%	7
EASTERN FLORIDA STATE COLLEGE - PALM BAY CAMPUS□			7	100%	7
DANIEL M LIBBY MD PLLC		7			7
FLORIDA PREMIER MEDICAL CARE PA			7	100%	7
MEDEXPRESS URGENT CARE - STATE COLLEGE		5	2	29%	7
BRADENTON PHYSICIANS MEDICAL CENTER			7	100%	7
MEDEXPRESS URGENT CARE - IRVING		7			7
MAXHEALTH		5	2	29%	7
SUNSHINE STATE DIALYSIS			7	100%	7
CVS PA1296POCT DREXEL HILL		5	2	29%	7
MIAMI BEACH COMMUNITY HEALTH CENTER INC			7	100%	7
EAST GEORGIA REGIONAL MEDICAL CENTER		6	1	14%	7
MEDEXPRESS URGENT CARE-SCOTT TOWNSHIP		6	1	14%	7
Ocoee Health Care Center		7			7
OCALA REGIONAL KIDNEY CENTER EAST		2	5	71%	7
MINUTE CLINIC DIAGNOSTIC OF PENNSYLVANIA		7			7
CVS IN6713POCT BLOOMINGTON		7			7
CVS GA2236POCT WOODSTOCK		7			7
NON-US			7	100%	7
PEDIATRICS OF CENTRAL FLORIDA		5	2	29%	7
PEDIATRICS URGENT CARE, LLC			7	100%	7
Lenox on the Lake			7	100%	7
PANCARE HEALTH - KATE SMITH ELEMENTARY		1	6	86%	7
WEXFORD HEALTH SOURCES INC		7			7

COVID-19: testing by laboratory

Data through Apr 26, 2021 verified as of Apr 27, 2021 at 09:25 AM

Data in this report are provisional and subject to change.

The numbers in the table below represent the number of Florida and non-Florida residents for whom test results were received by the Department of Health. A person can be tested by more than one laboratory and can have both positive and negative results. **Therefore, the sum of the numbers in each column will be larger than the total number of people tested.**

Reporting lab	Inconclusive	Negative	Positive	Percent positive	Total
New York Harbor Harbor HCS - Brooklyn Campus		7			7
SCHOOL OF PHARMACY AND PHARMACEUTICAL		7			7
PENINSULA CARE AND REHABILITATION CENTER			7	100%	7
CVS MA1022POCT CAMBRIDGE		7			7
LONGWOOD FAMILY MEDICINE		1	6	86%	7
MINUTECLINIC DIAGNOSTIC OF OHIO #6147		6	1	14%	7
Parkside Villa		7			7
WOMENS CARE FLORIDA LLC		5	2	29%	7
CVS CA9721POCT ARCADIA		7			7
NORTHERN DUTCHESS HOSPITAL LABORATORY		5	2	29%	7
CVS PHARMACY #8800		5	2	29%	7
FLORIDA HOSPITAL KISSIMMEE		4	3	43%	7
NELSON BIOLOGICAL			7	100%	7
COMPASSION PEDIATRICS		3	4	57%	7
CRESTWOOD MEDICAL CENTER		5	2	29%	7
DOCTOR'S IN-HOUSE LAB/COMMUNITY HEALTH CENTERS OF PINELLAS –PINELLAS P			7	100%	7
CENTRAL JERSEY URGENT CARE OF BROWN MI		6			6
LRHS Southeastern University		4	2	33%	6
MEDEXPRESS URGENT CARE - ELM GROVE		5	1	17%	6
LOS ALAMOS NATIONAL LABORATORY		6			6
CVS PA1379POCT LANSDALE		5	1	17%	6
MEDEXPRESS URGENT CARE - MBURG COMMONS		5	1	17%	6
MINUTECLINIC DIAGNOSTIC OF KENTUCKY		6			6
CITIZENS BAPTIST MEDICAL CENTERS LAB		5	1	17%	6
PELICAN LANDING		1	5	83%	6
Bon Secours Place		5	1	17%	6
CVS MI8049POCT WATERFORD		5	1	17%	6
Charles George VAMC		6			6
URGENT CARE HOUSECALLS PA		5	1	17%	6
HEART OF FLORIDA HEALTH CENTER INC		1	5	83%	6
MD NOW MEDICAL CENTER			6	100%	6
BAYSHORE POINTE NURSING AND REHAB CENTER			6	100%	6
GUTHRIE MEDICAL GROUP LABORATORIES		6			6
MEDEXPRESS - NEWARK		6			6
GENESIS FAMILY PRACTICE		3	3	50%	6
MEDEXPRESS URGENT CARE - LOGAN		6			6
IMMACULATE HOUSE AT COUNTRYSIDE		6			6
PENN NURSING CENTER		6			6
PREMIER FAMILY HEALTH PA			6	100%	6
CVS MINUTE CLINIC DIAGNOSTIC MED GRP OF CAL		5	1	17%	6
DEPARTMENT OF HEALTH AND HUMAN SERVICES DIVISION OF BEHAVIORAL HEALTH		1	5	83%	6
MINUTECLINIC #2797		6			6
AARK LABORATORY		6			6
SANTOS REHABILITATION CENTER INC			6	100%	6
LUMADOC HEALTH		4	2	33%	6
PLEASANTVILLE OF SEBASTIAN LLC			6	100%	6
WILLOWS AT WILDWOOD, THE		2	4	67%	6

COVID-19: testing by laboratory

Data through Apr 26, 2021 verified as of Apr 27, 2021 at 09:25 AM

Data in this report are provisional and subject to change.

The numbers in the table below represent the number of Florida and non-Florida residents for whom test results were received by the Department of Health. A person can be tested by more than one laboratory and can have both positive and negative results. **Therefore, the sum of the numbers in each column will be larger than the total number of people tested.**

Reporting lab	Inconclusive	Negative	Positive	Percent positive	Total
ADVENT HEALTH - TUSKAWILLA		4	2	33%	6
ADVENTHEALTH CELEBRATION EMPLOYEE CLINIC		6			6
RIVER CITY PRIMARY AND URGENT CARE			6	100%	6
MANATEE MEMORIAL HOSPITAL CLINICAL LABORATORY			6	100%	6
FLEET LANDING			6	100%	6
ELITE MD GROUP INC		2	4	67%	6
SANITAS LAUDERDALE LAKES			6	100%	6
ANTHONY-BROWN PHARMACY		6			6
FLORIDA DEPARTMENT OF HEALTH SEMINOLE COUNTY		1	5	83%	6
UT MEMPHIS UNIVERSITY HEALTH SERVICES			6	100%	6
CVS MINUTE CLINIC DIAGNOSTIC OF TEXAS		5	1	17%	6
CENTRAL FLORIDA PRIMARY CARE			6	100%	6
THE PALMS REHABILITATION AND HEALTHCARE CENTER		5	1	17%	6
OURMED		5	1	17%	6
RAPID MEDLAB (004MO)		5	1	17%	6
CVS MD1515POCT LEONARDTOWN		4	2	33%	6
PR HEALTH		1	5	83%	6
Kennedy University Hospital		5	1	17%	6
CVS IN6572POCT INDIANAPOLIS		6			6
PALM HARBOR DERMATOLOGY		4	2	33%	6
CLINICAL CARE ASSOCIATES			6	100%	6
CVS PA5241POCT CHALFONT		6			6
BAYCARE ALLIANT HOSPITAL			6	100%	6
Enterprise Health and Rehabilitation Center		6			6
UW MEDICINE VIROLOGY LAB			6	100%	6
CVS MA2401POCT MARSHFIELD		5	1	17%	6
CVS NV2928POCT LAS VEGAS		6			6
ADVENTHEALTH MEDICALGROUP PEDIATRICS AT ORLANDO		6			6
MILLER COUNTY HOSPITAL		6			6
THE CLINIC PREMISE HEALTH			6	100%	6
ENIGMA DIAGNOSTIC, INC.			6	100%	6
JOSEF SCHENKER, MD, PC		6			6
MEDEXPRESS URGENT CARE-PITTSFIELD		6			6
DOCTORS HOSPITAL OF AUGUSTA		6			6
MEDEXPRESS URGENT CARE - WEIRTON		6			6
PROHEALTH MED		1	5	83%	6
DEPARTMENT OF HEALTH AND HUMAN SERVICES STATE OF NEW HAMPSHIRE			6	100%	6
CALIFORNIA DEPARTMENT OF PUBLIC HEALTH		1	5	83%	6
ORLANDO HEALTH PHYSICIAN GROUP			6	100%	6
Oakwood - North Baldwins Center for Living		6			6
QUATRACOR PLLC		6			6
DIXIE COUNTY EMERGENCY SERVICES			6	100%	6
MCR HEALTH LAWTON CHILES ADMINISTRATION STE A		1	5	83%	6
TRUSTBRIDGE			6	100%	6
MEDEXPRESS URGENT CARE SHADYSIDE		5	1	17%	6
Northwell Lab		2	4	67%	6
SOUTHEASTERN DERMATOLOGY GROUP PA		5	1	17%	6

COVID-19: testing by laboratory

Data through Apr 26, 2021 verified as of Apr 27, 2021 at 09:25 AM

Data in this report are provisional and subject to change.

The numbers in the table below represent the number of Florida and non-Florida residents for whom test results were received by the Department of Health. A person can be tested by more than one laboratory and can have both positive and negative results. **Therefore, the sum of the numbers in each column will be larger than the total number of people tested.**

Reporting lab	Inconclusive	Negative	Positive	Percent positive	Total
FIRST COAST CARDIOVASCULAR INSTITUTE PA			6	100%	6
MAXCARE CLINIC			6	100%	6
MCKENZIE-WILLAMETTE MEDICAL CENTER LAB		6			6
IVY ROSEN MD PLLC		6			6
MINUTECLINIC, LLC (CLINIC 10928)		6			6
BROWARD COUNTY HEALTH DEPT.			6	100%	6
HENDRY REGIONAL CONVENIENT CARE CENTER			6	100%	6
Hiawatha Care Center		6			6
WELLSTAR ATLANTA MEDICAL CENTER LABORA		5	1	17%	6
CVS MA957POCT WEST SPRINGFIELD		6			6
COMPUNET CLINICAL LAB			6	100%	6
FAMILY CARE MEDICAL CENTER			6	100%	6
PRESBYTERIAN HOME		6			6
UNILAB		2	4	67%	6
ADVANCED URGENT CARE OF MARATHON		1	5	83%	6
PHYSICIANS URGENT CARE BERRY FARMS		4	2	33%	6
HELIX KH UC		1	5	83%	6
ELITE MEDICAL CENTER		1	5	83%	6
JERSEY SHORE MEDICAL CENTER		6			6
PALMETTO HEALTH ALLIANCE		3	3	50%	6
DISCOVERY VILLAGE AT DEERWOOD			6	100%	6
COVID TESTING LLC			6	100%	6
TULLAHOMA HMA, LLC		5	1	17%	6
MINUTECLINIC MINUTECLINIC #921		6			6
VILLAGES HEALTH, THE		4	2	33%	6
CVS TX8322POCT AUSTIN		6			6
NORTH FLORIDA PEDIATRICS JASPER			6	100%	6
MEDEXPRESS URGENT CARE - LEDGEWOOD		5	1	17%	6
SHEEPSHEAD BAY URGENT CARE		6			6
MINUTECLINIC DIAGNOSTIC OF VIRGINIA, LLC		6			6
MINUTECLINIC DIAGNOSTICS OF IND LLC		3	3	50%	6
CAPITAL HEALTH PLAN LABORATORIES			6	100%	6
QUICK CARE MED WALK IN AND URGENT CARE			6	100%	6
CVS NJ862POCT MARLBORO		5	1	17%	6
CVS IN6654POCT INDIANAPOLIS		5	1	17%	6
VALSPAR CHAMPIONSHIP		6			6
CAMELLIA AT DEERWOOD		2	4	67%	6
MINUTECLINIC MINUTECLINIC #3665		6			6
ADVENTHEALTH CAR CENTER APOPKA			6	100%	6
MEDEXPRESS URGENT CARE - PRINCETON		5	1	17%	6
CHILDREN'S HOSPITAL OF PHILADELPHIA		5	1	17%	6
COVID RAPID LABS		1	5	83%	6
WG WINDSOR WOODS SH LLC		6			6
FLORIDA DEPARTMENT OF HEALTH IN SARASOTA COUNTY		5	1	17%	6
MIAMI RESCUE MISSION CLINIC INC			6	100%	6
DAVISON HEALTH CENTER WESLEYAN UNIVERS		6			6
CELEBRATION PEDIATRICS PA			6	100%	6

COVID-19: testing by laboratory

Data through Apr 26, 2021 verified as of Apr 27, 2021 at 09:25 AM

Data in this report are provisional and subject to change.

The numbers in the table below represent the number of Florida and non-Florida residents for whom test results were received by the Department of Health. A person can be tested by more than one laboratory and can have both positive and negative results. **Therefore, the sum of the numbers in each column will be larger than the total number of people tested.**

Reporting lab	Inconclusive	Negative	Positive	Percent positive	Total
HOLLY HILL HOME INFUSION SERVICE		5	1	17%	6
Advanced Care Center			6	100%	6
HUNTERS CREEK PEDIATRICS		6			6
FLORIDA DEPARTMENT OF HEALTH IN MIAMI DADE COUNTY		5	1	17%	6
TALLAHASSEE MEMORIAL HEALTHCARE			6	100%	6
MINUTECLINIC, LLC #07852		5	1	17%	6
ALLEGRO FLEMING ISLAND		1	5	83%	6
LAKEVIEW TERRACE HOME HEALTH SERVICES LLC			6	100%	6
BETHESDA COMMUNITY HEALTH CENTER			6	100%	6
ASCENSION ST VINCENT'S CLAY COUNTY			6	100%	6
ALL4KIDZ PEDIATRICS LLC		3	3	50%	6
SAINT PETER'S UNIVERSITY HOSPITAL		6			6
CVS NH6596POCT HAMPTON		6			6
FAMILY TREE PRIMARY CARE		5	1	17%	6
ARC POINT LABS OF AUSTIN NORTH			6	100%	6
CVS KY4779POCT LOUISVILLE		4	2	33%	6
PROGRESS PHARMACY INC		1	5	83%	6
UNILAB OF DADE INC			6	100%	6
LAKELAND VOLUNTEERS IN MEDICINE INC		4	2	33%	6
MINUTECLINIC LLC #5041		2	4	67%	6
DOCTORS OFFICE OF NEW JERSEY		6			6
CVS MA1852POCT MEDWAY		6			6
RURAL HEALTH CARE INC			6	100%	6
MERCY COLLEGE HEALTH OFFICE		6			6
PRINCETON BMC LABORATORY		6			6
VIERA PEDIATRICS		1	5	83%	6
MEDEXPRESS URGENT CARE-HERSHEY		5	1	17%	6
TIMBER CREEK PEDIATRICS		6			6
CONCENTRA			6	100%	6
ABSOLUTE HEALTH		5	1	17%	6
UF HEALTH PATHOLOGY LABORATORIES			6	100%	6
HACKENSACK UNIV MED CTR-PATHOLOGY DEPT		6			6
CVS TX10140POCT THE WOODLANDS		5	1	17%	6
PARADIGM LABORATORIES			6	100%	6
MEDEXPRESS - COLLINSVILLE BELT LINE		4	2	33%	6
LEHIGH REGIONAL MEDICAL CENTER LABORATORY		3	3	50%	6
CVS SC5550POCT CLOVER		5	1	17%	6
BNR PHARMACY INC		6			6
CURATIVE CARE CENTER INC		1	5	83%	6
BETH ISRAEL DEACONESS MEDICAL CENTER			6	100%	6
BOCA VIPEDIATRICS			6	100%	6
MEDICAL CENTER AT OCEAN REEF		1	5	83%	6
MARSHALL MEDICAL CENTER SOUTH LAB		5	1	17%	6
CVS TX2263POCT SAN ANTONIO		6			6
Kroger 673 - The Little Clinic Dallas		5	1	17%	6
CVS SC5479POCT INDIAN LAND		6			6
CDRX INFUSION			6	100%	6

COVID-19: testing by laboratory

Data through Apr 26, 2021 verified as of Apr 27, 2021 at 09:25 AM

Data in this report are provisional and subject to change.

The numbers in the table below represent the number of Florida and non-Florida residents for whom test results were received by the Department of Health. A person can be tested by more than one laboratory and can have both positive and negative results. **Therefore, the sum of the numbers in each column will be larger than the total number of people tested.**

Reporting lab	Inconclusive	Negative	Positive	Percent positive	Total
CVS NJ2815POCT E BRUNSWICK		4	2	33%	6
CVS NATIONAL HARBOR MD2297714CV		6			6
CVS TX1104POCT ALLEN		6			6
XPRESS URGENT CARE LLC		6			6
INDIANA STATE DEPARTMENT OF HEALTH LABORATORIES			6	100%	6
NEUROSCIENCE AND SPINE ASSOCIATES, PL		5	1	17%	6
BROOKDALE CLERMONT			6	100%	6
Englewood Health Care Center		6			6
TEXAS MEDCLINIC			6	100%	6
WAKEMED		1	5	83%	6
UPMC HEALTH SYSTEM		4	2	33%	6
HEARTLAND HOME HEALTH CARE		6			6
MEDEXPRESS URGENT CARE - WAXAHACHIE, N HIGHWAY 77		4	2	33%	6
LPG COCONUT POINT - FAMILY/ INTERNAL MEDICINE		6			6
THE WINDSOR OF OCALA		2	4	67%	6
CVS MA1095POCT AMHERST		5	1	17%	6
MEDICAL CENTER, THE		5	1	17%	6
MEDEXPRESS URGENT CARE, CHAMBERSBURG		5	1	17%	6
AMERICAN HEALTH ASSOC. LABORATORY SOUTH		4	2	33%	6
ARLINGTON OF NAPLES		6			6
URGENT TEAM - MUSCLE SHOALS		6			6
PUBLIC HEALTH LAB		6			6
ATLANTIC COMMUNITY HIGH SCHOOL		5	1	17%	6
GENTLE MEDICINE ASSOCIATES / DR. REGINE BATAILLE		6			6
Madison Health & Rehabilitation		6			6
WIREGRASS MEDICAL CENTER			6	100%	6
MEDI PARTNERS OF S FLORIDA LLC		6			6
FLORIDA WOMAN CARE LABORATORY			6	100%	6
CVS NC6402POCT DAVIDSON		4	2	33%	6
CELAL GUROL ERBAY, MD			6	100%	6
UT SOUTHWESTERN MEDICAL CENTER			6	100%	6
FLORIDA MEDICAL SPECIALISTS		2	4	67%	6
BROWARD TRANSITIONAL CENTER			6	100%	6
CVS OH2518POCT COLUMBUS		5	1	17%	6
CVS NC5532POCT SUMMERFIELD		6			6
PATHGROUP LABS, LLC		4	2	33%	6
TAMIAMI LAB MILLENIUM			6	100%	6
CVS TX7821POCT LEAGUE CITY		6			6
MINUTECLINIC DIAGNOSTIC OF TN PC #442		4	2	33%	6
REDMED OF CROSSTOWN		3	3	50%	6
PIEDMONT HENRY HOSPITAL, INC		6			6
AMERICAN EAGLE LEESBURG AL LLC DBA VISTA LAKE			6	100%	6
CAREWELL 301 - WARWICK			6	100%	6
MOUNT SINAI BROOKLYN LABORATORY		5	1	17%	6
FLORIDA HEALTHCARE OF ORLANDO		1	5	83%	6
PANCARE HEALTH - ALTHA PUBLIC			6	100%	6
MERCY URGENT CARE			6	100%	6

COVID-19: testing by laboratory

Data through Apr 26, 2021 verified as of Apr 27, 2021 at 09:25 AM

Data in this report are provisional and subject to change.

The numbers in the table below represent the number of Florida and non-Florida residents for whom test results were received by the Department of Health. A person can be tested by more than one laboratory and can have both positive and negative results. **Therefore, the sum of the numbers in each column will be larger than the total number of people tested.**

Reporting lab	Inconclusive	Negative	Positive	Percent positive	Total
AMERICAN MEDICAL RESPONSE - DENVER		3	3	50%	6
OVIDO CHILDRENS HEALTH CENTER LLC		1	5	83%	6
MINUTECLINIC 7196		5	1	17%	6
SOUTHERN OCEAN MEDICAL CENTER		6			6
MEDEXPRESS URGENT CARE - HUNTINGTON WE		6			6
UNIVERISTY OF MIAMI			6	100%	6
REGIONAL MEDICAL CENTER BAYONET POINT			5	100%	5
POWERS PEDIATRICS			5	100%	5
APOLLO GARDENS RETIREMENT RESIDENCE CARE		5			5
MEDEXPRESS URGENT CARE HUNTINGTON		5			5
SCIENCE CARE			5	100%	5
CVS AZ9210POCT SCOTTSDALE		5			5
FAMILY TREE DNA			5	100%	5
MINUTE CLINIC LLC #1831		5			5
MEDEXPRESS URGENT CARE - FREDERICK		5			5
RURAL/METRO MIDSOUTH,		5			5
THE DOCTORS CENTER HEALTHCARE-SOUTHSIDE		1	4	80%	5
PARADISE VILLA ALF INCORPORATED		5			5
INTERNAL MEDICINE & PRIMARY CARE ASSOCIATES, PLC			5	100%	5
CVS IN6757POCT COLUMBUS		5			5
NORTHPORT MEDICAL CENTER LAB		5			5
MARION COUNTY FIRE RESCUE		3	2	40%	5
BAPTIST HEALTH - TOWN CENTER			5	100%	5
Kroger 099 - The Little Clinic Fort Collins		5			5
MINUTECLINIC, DIAGNOSTIC OF TEXAS, LLC		5			5
AUGUSTA HEALTH			5	100%	5
BOROPARK URGENT CARE		4	1	20%	5
MEASE CONTINUING CARE		3	2	40%	5
CVS PA10034POCT PITTSBURGH		5			5
OCCMED SOLUTIONS		2	3	60%	5
QUINTON MEMORIAL HEALTH CARE CENTER		5			5
NOVANT HEALTH UVA		2	3	60%	5
NORTHERN MICHIGAN UNIVERSITY ATHLETICS		5			5
FLORIDA CLINICAL LABORATORY - BIOREFERENCE LABORATORIES		2	3	60%	5
CYPRESS CREEK MEDICAL CENTER			5	100%	5
WASHINGTON COLLEGE HEALTH SERVICES		5			5
CVS MA394POCT SEEKONK		5			5
REELFOOT FAMILY WALK IN CLINIC		4	1	20%	5
THE UNIVERSITY OF VERMONT MEDICAL CENTER		4	1	20%	5
PUTNAM HOSPITAL CENTER LABORATORY		5			5
BEACH HOUSE		5			5
MINIUTECLINIC DIAG OF IND, LLC #6553		5			5
Army Residence Community		5			5
CITRUS HEALTH NETWORK INC		2	3	60%	5
MIZELL MEMORIAL HOSPITAL			5	100%	5
INDIAN RIVER PRIMARY CARE PA		5			5
FOUNDCARE, INC			5	100%	5

COVID-19: testing by laboratory

Data through Apr 26, 2021 verified as of Apr 27, 2021 at 09:25 AM

Data in this report are provisional and subject to change.

The numbers in the table below represent the number of Florida and non-Florida residents for whom test results were received by the Department of Health. A person can be tested by more than one laboratory and can have both positive and negative results. **Therefore, the sum of the numbers in each column will be larger than the total number of people tested.**

Reporting lab	Inconclusive	Negative	Positive	Percent positive	Total
ST BARNABAS HOSPITAL		5			5
CVS IL8751POCT CHICAGO		5			5
PREMIER MEDICAL LABORATORY	1	2	2	40%	5
ADVANCED HEART CARE OF SOUTH FLORIDA		5			5
UCF STUDENT HEALTH SERVICES LABORATORY		2	3	60%	5
CLINICAL LABORATORIES OF THE BUFFALO		4	1	20%	5
PICHARDO CLINIC, THE		3	2	40%	5
FLORIDA DEPARTMENT OF HEALTH - INVERNESS		3	2	40%	5
IMMERSION RESIDENTIAL LLC			5	100%	5
MINUTECLINIC, LLC #7139		5			5
PINECREST PEDIATRICS GROUP LLC			5	100%	5
NORTHSIDE MEDICAL CENTER		5			5
PEDIATRICS OF CENTRAL FLORIDA – POINCIANA		3	2	40%	5
CVS PA258POCT MCKEES ROCKS		5			5
LAKE COUNTY DETENTION CENTER		3	2	40%	5
CELERION			5	100%	5
CVS IN5696POCT FORT WAYNE		5			5
MORGAN STANLEY HEALTH CENTER		5			5
FLORIDA PRIMARY & SPECIALTY CARE		5			5
REHABILITATION CENTER AT JUPITER GARDENS		5			5
RIVERVIEW ALF OPERATOR LLC			5	100%	5
COLUMBIA MEMORIAL HOSPITAL LABORATORY		5			5
LPG PEDIATRICS AT CAPE CORAL		5			5
MEDEXPRESS URGENT CARE FOX CHAPEL		5			5
CVS SC1540POCT MYRTLE BEACH		4	1	20%	5
SOUTH FLORIDA FAMILY HEALTH & RESEARCH CTR			5	100%	5
AEL KNOXVILLE			5	100%	5
SONATA VERO BEACH		5			5
RHEA MEDICAL CENTER		5			5
WILSON PEDIATRICS			5	100%	5
MIAMI MEDICAL CONSULTANT PA			5	100%	5
STEBEN COUNTY PUBLIC HEALTH		5			5
PREMIER PEDIATRICS		1	4	80%	5
FIFTH AVENUE PEDIATRICS		3	2	40%	5
HAWTHORNE HEALTH AND REHABILITATION			5	100%	5
LIFEPLUS HEALTHCARE GROUP INC		5			5
EASTCHESTER PEDIATRIC MEDICAL GROUP		5			5
CAREHERE LCS- EUSTIS			5	100%	5
CVS TN6414POCT SMYRNA		3	2	40%	5
CVS CA9606POCT TEMECULA		5			5
DAVENPORT PEDIATRICS PA		1	4	80%	5
AMAVIDA		5			5
DOCTORS HOSPITAL LAB MEDICAL OFFICE BUILDING			5	100%	5
MINUTECLINIC DIAGNOSTIC OF PENNSYLVANIA, LLD #1545		5			5
COMMONS AT ORLANDO LUTHERAN TOWERS SNF			5	100%	5
MEDEXPRESS URGENT CARE MARTINSBURG		3	2	40%	5
DICKSON MEDICAL ASSOCIATES PC PATH LAB		4	1	20%	5

COVID-19: testing by laboratory

Data through Apr 26, 2021 verified as of Apr 27, 2021 at 09:25 AM

Data in this report are provisional and subject to change.

The numbers in the table below represent the number of Florida and non-Florida residents for whom test results were received by the Department of Health. A person can be tested by more than one laboratory and can have both positive and negative results. **Therefore, the sum of the numbers in each column will be larger than the total number of people tested.**

Reporting lab	Inconclusive	Negative	Positive	Percent positive	Total
PRECISION DIAGNOSTICS INC - NJ		5			5
MEDEXPRESS URGENT CARE - WILKES BARRE		4	1	20%	5
XRL SXF REF LAB		5			5
BAYSHORE LABORATORY		4	1	20%	5
VA PRIMARY CARE ANNEX			5	100%	5
BROOKDALE NEW PORT RICHEY			5	100%	5
BIOTECH CLINICAL LABORATORY			5	100%	5
DELAWARE PUBLIC HEALTH LABORATORY		2	3	60%	5
ST VINCENTS AMBULATORY CARE INC		3	2	40%	5
MD ANDERSON CANCER CENTER DI BAY AREA			5	100%	5
SPRINGHILL SENIOR RESIDENCE		5			5
GENTLE HANDS MOBILE PHLEBOTOMY			5	100%	5
ATLANTIC SURGERY CENTER OF JACKSONVILLE BEACH		5			5
KEYSTONE REHABILITATION AND HEALTH CENTER		1	4	80%	5
CLINICAL PATHOLOGY LABORATORIES			5	100%	5
PEDIATRICS OF ALTAMONTE		5			5
USCG SECTOR ST PETE		1	4	80%	5
CVS MA507POCT LEOMINSTER		4	1	20%	5
FLAGLER HEALTH SERVICES INC			5	100%	5
EGL GENETICS DIAGNOSTICS			5	100%	5
ADVENT HEALTH MEDICAL GROUP		4	1	20%	5
PATIENT FIRST - LEESBURG			5	100%	5
CVS TX5877POCT PEARLAND		5			5
ATLANTA PLUS URGENT CARE			5	100%	5
JOSEPH SCHENKER MD PC		5			5
MINUTECLINIC DIAGNOSTIC OF VIRGINIA, LLC #1980		3	2	40%	5
NEW YORK PHYSICIANS LLP		5			5
PIEDMONT NEWNAN HOSPITAL		4	1	20%	5
MEDEXPRESS URGENT CARE- COLUMBIA HEIGH		5			5
SOUTHEAST GEORGIA PHYSICIAN ASSOCIATES		4	1	20%	5
EAST CENTRAL FLORIDA OUT PATIENT IMAGING			5	100%	5
LABS PLUS LLC		5			5
MEDICAL UNIVERSITY SC HOSPITAL			5	100%	5
INNOVATIVE COVID-DIVERSEY			5	100%	5
KETTERING HEALTH			5	100%	5
CVS MO10053POCT SAINT PETERS		5			5
WINCHESTER MEDICAL CENTER			5	100%	5
MINUTECLINIC DIAGNOSTIC MED GRP OF SAN		4	1	20%	5
HEALTHCARE NETWORK OF SOUTHWEST FLORIDA			5	100%	5
CARL R DARNALL ARMY MEDICAL CENTER			5	100%	5
SOUTH BEND MEDICAL FOUNDATION			5	100%	5
TIFT REGIONAL HLTH SYSTEM, INC DBA SOU		5			5
Life Care Center of Estero			5	100%	5
AHF PUBLIC HEALTH LABORATORY			5	100%	5
NORTHWOOD UNIVERSITY-BENNETT SPORTS CENTER		5			5
JUPITER ISLAND MEDICAL CLINIC INC		5			5
SJH			5	100%	5

COVID-19: testing by laboratory

Data through Apr 26, 2021 verified as of Apr 27, 2021 at 09:25 AM

Data in this report are provisional and subject to change.

The numbers in the table below represent the number of Florida and non-Florida residents for whom test results were received by the Department of Health. A person can be tested by more than one laboratory and can have both positive and negative results. **Therefore, the sum of the numbers in each column will be larger than the total number of people tested.**

Reporting lab	Inconclusive	Negative	Positive	Percent positive	Total
GRADY MEMORIAL HOSPITAL/MICRO			5	100%	5
WESTMINSTER SHORES			5	100%	5
COPELAND MEDICAL CLINIC		3	2	40%	5
CVS CT750POCT ENFIELD		5			5
AHC Decatur County		5			5
RUSSELL SAGE COLLEGE WELLNESS CENTER		5			5
NORTHSIDE HOSPITAL- CHEROKEE		4	1	20%	5
HILLSBOROUGH COUNTY HEALTH DEPARTMENT			5	100%	5
UNIVERISTY OF MEMPHIS ATHLETIC TRAINI		5			5
MIAMI CANCER INSTITUTE			5	100%	5
INVERNESS FAMILY CARE HIGH RISK PLLC			5	100%	5
QUALITY MEDICAL CARE			5	100%	5
FLORIDA HOSPITAL LAKE MARY		5			5
Birchaven		5			5
NAVAL MEDICAL CENTER			5	100%	5
MEDEXPRESS URGENT CARE - DANVILLE		5			5
GENEVA GENERAL HOSPITAL LABORATORY		3	2	40%	5
VEIL VALLEY MEDICAL CENTER			5	100%	5
ADVENTHEALTH ORLANDO INTERNATIONAL AIRPORT			5	100%	5
THE CLINIC OF PEDIATRICS & GI MEDICINE, INC			5	100%	5
LABCORP UNSPECIFIED		5			5
CAPE COD HOSPITAL			5	100%	5
WALGREENS# 00323		5			5
ELITE CARE			5	100%	5
LEVY COUNTY DEPT. OF PUBLIC SAFETY		2	3	60%	5
Hillspring of Springboro		5			5
MINUTECLINIC # 21110		3	2	40%	5
MID - FLORIDA PATHOLOGY LLC		1	4	80%	5
ST JOHNS BIOMEDICAL LAB		5			5
WILLOW CREEK RETIREMENT CENTER		5			5
MINUTECLINIC, LLC #1431		4	1	20%	5
CVS MA447POCT NORTHAMPTON		3	2	40%	5
FLORIDA PRIMARY CARE AND SPORTS MEDICINE INC		2	3	60%	5
WOODHULL MEDICAL AND MENTAL HEALTH CTR		5			5
INSTANT MEDICAL CARE CENTER		4	1	20%	5
URGENT MED INC		3	2	40%	5
CHELSEA NYC LAB		5			5
MEDEXPRESS URGENT CARE - BECKLEY CROSS		4	1	20%	5
BLUETAIL MEDICAL GROUP, LLC		4	1	20%	5
MINNESOTA DEPARTMENT OF HEALTH PUBLIC HEALTH LABORATORY DIVISION	1		4	80%	5
RANDOLPH COUNTY HEALTH & REHABILITATIO		5			5
FALLSBURG CHAI		5			5
MEDEXPRESS - NEW CASTLE, DUPONT HWY		4	1	20%	5
JOHN T MACKAY MD			5	100%	5
OPTUMCARE FLORIDA, LLC		3	2	40%	5
OCHSNER MEDICAL CENTER			5	100%	5
TMH PHYSICIAN PARTNERS SOUTHWOOD		1	4	80%	5

COVID-19: testing by laboratory

Data through Apr 26, 2021 verified as of Apr 27, 2021 at 09:25 AM

Data in this report are provisional and subject to change.

The numbers in the table below represent the number of Florida and non-Florida residents for whom test results were received by the Department of Health. A person can be tested by more than one laboratory and can have both positive and negative results. **Therefore, the sum of the numbers in each column will be larger than the total number of people tested.**

Reporting lab	Inconclusive	Negative	Positive	Percent positive	Total
MED EXPRESS URGENT CARE PC - MARYLAND		4	1	20%	5
CARENOW URGENT CARE - CENTRAL AUSTIN		1	4	80%	5
CVS GA5622POCT DALLAS		3	2	40%	5
UNIVERSITY OF MIAMI / SCCC RESEARCH LABORATORY			5	100%	5
FINLAY		1	4	80%	5
NATURE COAST PRIMARY CARE LAB LLC		1	4	80%	5
CVS NV408817POCT LAS VEGAS		1	4	80%	5
FHPG FAMILY MEDICAL CENTER OF TAMPA BAY		1	4	80%	5
COOPER HOSPITAL/UNIVERSITY MEDICAL		5			5
CVS NC2771POCT CLAYTON		4	1	20%	5
CVS OH10893POCT PARMA		2	3	60%	5
CVS TN7698POCT KNOXVILLE		5			5
CVS MA1845POCT WILMINGTON		4	1	20%	5
Wynfield Park Health and Rehabilitation		5			5
JOE DIMAGGIO CHILDREN'S HOSPITAL		1	4	80%	5
MINUTECLINIC DIAGNOSTIC OF PENNSYLVAN		4	1	20%	5
BAPTIST HOSPITAL EMPLOYEE HEALTH OFF			5	100%	5
CLEVELAND CLINIC MARTIN HEALTH NURSING & RESTORATIVE		5			5
Samuel S. Stratton VAMC		5			5
THE RETREAT AT PORT ORANGE			5	100%	5
PRINCIPLE HOSPICE SERVICE, LLC			5	100%	5
URGENT CARE OF ERWIN		5			5
FRANCES WARDE MEDICAL LABORATORY		2	3	60%	5
MINUTECLINIC DIAG OF IND, LLC #8645		5			5
DOCS URGENT CARE		1	4	80%	5
CVS PA2688POCT COLLEGEVILLE		5			5
MENORAH MANOR			5	100%	5
CARENOW URGENT CARE - WINTER SPRINGS		4	1	20%	5
CVS IN6551POCT MOORESVILLE		4	1	20%	5
THE LITTLE CLINIC			5	100%	5
CVS ME329POCT PORTLAND		5			5
CHAMPLAIN VALLEY PHYSICIANS HOSPITAL		3	2	40%	5
BRIGHAM AND WOMEN'S HOSPITAL		1	4	80%	5
CVS MA2172POCT NORTH GRAFTON		5			5
CVS IL8750POCT CHICAGO		3	2	40%	5
ADVENTHEALTH MEDICAL GROUP PEDIATRICS		2	3	60%	5
LAFAYETTE NURSING AND REHAB			5	100%	5
CVS CA9823POCT SACRAMENTO		5			5
PRECISION LABS LLC		2	3	60%	5
SEASIDE MANOR			5	100%	5
CFP PHYSICIANS GROUP			5	100%	5
ALPHADERA LABS, LLC			5	100%	5
METHODIST HEALTHCARE UNIVERSITY HOSPIT		5			5
ENT AND ALLERGY ASSOCIATES OF FLORIDA, LLC			5	100%	5
CVS GA2279POCT SUWANEE		5			5
RELIANT IMMUNE DIAGNOSTICS			5	100%	5
MEDEXPRESS URGENT CARE - BRIDGEVILLE		5			5

COVID-19: testing by laboratory

Data through Apr 26, 2021 verified as of Apr 27, 2021 at 09:25 AM

Data in this report are provisional and subject to change.

The numbers in the table below represent the number of Florida and non-Florida residents for whom test results were received by the Department of Health. A person can be tested by more than one laboratory and can have both positive and negative results. **Therefore, the sum of the numbers in each column will be larger than the total number of people tested.**

Reporting lab	Inconclusive	Negative	Positive	Percent positive	Total
ST LUKES HOSPITAL LABORATORY		2	3	60%	5
PIEDMONT HOSPITAL LAB			5	100%	5
BAYCARE MEDICAL GROUP, INC		5			5
LAKEVIEW HEALTHCARE SYSTEM LLC			5	100%	5
ADVANCED PEDIATRICS OF BOCA LLC			5	100%	5
SAFETY HARBOR SENIOR LIVING			5	100%	5
INFECTION CONTROL/ EMPHEALTH		3	2	40%	5
NORTH SHORE HEMATOLOGY-ONCOLOGY ASSOCIATES, PC		5			5
Kroger 449 - The Little Clinic Mountain Park		4	1	20%	5
INVESCLINIC US, LLC		5			5
JACKSON SOUTH COMMUNITY HOSPITAL LAB			5	100%	5
PM PEDIATRICS OF SELDEN		3	2	40%	5
DEPARTMENT OF HEALTH AND HUMAN SERVICES LANSING			5	100%	5
ELDER ALTERNATIVES INC		3	2	40%	5
ARKANSAS DEPARTMENT OF HEALTH			5	100%	5
PHYSICIANS IMMEDIATE CARE ELGIN			5	100%	5
THONOTOSASSA COMMUNITY HEALTH CENTER		1	4	80%	5
MEDEXPRESS URGENT CARE PLEASANT HILLS		4	1	20%	5
PRL NYC PANDEMIC RESPONSE LAB			5	100%	5
CVS TX7825POCT FRISCO		4	1	20%	5
ADVENTHEALTH MEDICAL GROUP FAMILY AND INTERNAL		4	1	20%	5
MEDEXPRESS URGENT CARE - SOUTH PARKERSBURG		5			5
Edward Hines, Jr. VA Hospital		4	1	20%	5
GULF COAST VETERANS HCS PANAMA CITY OPC		5			5
MINUTECLINIC DIAG OF IND LLC #6840		5			5
WATERTOWN URGENT CARE PLLC		5			5
QUEST DIAGNOSTICS PSC		1	4	80%	5
SARASOTA IMMEDIATE CARE			5	100%	5
GARDENS PEDIATRICS			5	100%	5
FRESENIUS KIDNEY CARE SOUTH ORLANDO			5	100%	5
HELIX DIAGNOSTIX		2	3	60%	5
EAST BANK HOSPITAL - UNIVERSITY OF MINNESOTA MEDICAL CENTER			5	100%	5
MEDEXPRESS URGENT CARE LAVALE		5			5
RIO PINAR HEALTH CARE			5	100%	5
NIBHA MEDIRATTA MD PL			5	100%	5
RUSH UNIVERSITY MEDICAL CENTER LABORATORY			5	100%	5
ALLIANCE FOR MULTISPECIALTY RESEARCH		5			5
WEST PACIFIC MEDICAL LABORATORY			5	100%	5
MINUTECLINIC DIAGNOSTIC OF OHIO #6139		5			5
DIAGNOSTECHS		4	1	20%	5
CVS SC4122POCT TAYLORS		5			5
TANNER MEDICAL CENTER EAST AL		5			5
STARMED FAMILY & URGENT CARE			5	100%	5
WELLMED AT FORT PIERCE		3	2	40%	5
MINUTECLINIC OF NEVADA-2955 S FT APACH		5			5
FRESENIUS MEDICAL CARE			5	100%	5
CVS AZ10150POCT PHOENIX		4	1	20%	5

COVID-19: testing by laboratory

Data through Apr 26, 2021 verified as of Apr 27, 2021 at 09:25 AM

Data in this report are provisional and subject to change.

The numbers in the table below represent the number of Florida and non-Florida residents for whom test results were received by the Department of Health. A person can be tested by more than one laboratory and can have both positive and negative results. **Therefore, the sum of the numbers in each column will be larger than the total number of people tested.**

Reporting lab	Inconclusive	Negative	Positive	Percent positive	Total
LAKE MARY HEALTH AND REHABILITATION CENTER		1	4	80%	5
CVS NC3853POCT BURLINGTON		4	1	20%	5
UNC HOSPITAL/MCLENDON CLINICAL LABORATORIES			5	100%	5
CANDLER HOSPITAL PATHOLOGY LABORATORY		3	2	40%	5
MEDCOR CORPORATE CLINIC		4	1	20%	5
CVS IL5797POCT CAROL STREAM		5			5
CVS AZ9290POCT PHOENIX		4	1	20%	5
DISCOVERY VILLAGE AT STUART		2	3	60%	5
FORSYTH HOUSE			5	100%	5
NORTH DADE NURSING AND REHABILITATION CENTER			5	100%	5
MEDEXPRESS URGENT CARE - WALDORF, CRAIN HWY		5			5
CVS OH3393POCT AURORA		4	1	20%	5
UNIVERSITY OF CHICAGO MEDICAL CENTER LAB			5	100%	5
PEDIATRIC URGENT HEALTH CARE			5	100%	5
MINUTECLINIC DIAG OF IND, LLC #6910		5			5
CFS WELLNESS AND MED SPA LLC			5	100%	5
URGENT CARE COASTAL GA			5	100%	5
WHITE WILSON MEDICAL CENTER - FWB		1	4	80%	5
SUTTER TRACY COMMUNITY HOSPITAL			5	100%	5
MEDICAL CENTER OF BLOUNTSTOWN			5	100%	5
SIGNATURE URGENT CARE			5	100%	5
COVENANT COLLEGE HEALTH SERVICES		5			5
OMNICARE PHARMACY OFTEXAS 1, LP DBA OMNICARE		5			5
LIVING WATERS MEDICAL CENTER			5	100%	5
BUEN PASTOR MEDICAL CENTER, INC			5	100%	5
MEDEXPRESS URGENT CARE - MOUNTAIN HOME		4	1	20%	5
HUNT CLUB MEDICAL CARE			5	100%	5
CLINICAL CARE INC			5	100%	5
MASSASHUSETTS STATE LAB INSTITUTE		2	3	60%	5
Walker BaptistMedCtr		4	1	20%	5
MD NOW MEDICAL CENTER INC			5	100%	5
ST JOSEPHS HOSPITAL PATHOLOGY LAB		4	1	20%	5
INFINITI LABS INC			4	100%	4
GIEBEIG FAMILY MEDICINE PA			4	100%	4
MEDEXPRESS URGENT CARE, LANCASTER WEST		2	2	50%	4
TMH REHABILITATION CENTER		4			4
PLAINVIEW PRIMARY CARE		4			4
Health Care Center of Jacksonville			4	100%	4
ST JOSEPHS BEHAVIORAL HEALTH CENTER			4	100%	4
COLONIAL MEDICAL CENTER-EAST ORLANDO			4	100%	4
SHARP MEMORIAL HOSPITAL MICROBIOLOGY DEPT			4	100%	4
WALGREENS #04311		4			4
ACHN CLINIC			4	100%	4
APC PEDIATRICS			4	100%	4
COVID PROCESSING SITE			4	100%	4
CVS MO4850POCT SPRINGFIELD		4			4
CARE ONE PRIMARY CARE			4	100%	4

COVID-19: testing by laboratory

Data through Apr 26, 2021 verified as of Apr 27, 2021 at 09:25 AM

Data in this report are provisional and subject to change.

The numbers in the table below represent the number of Florida and non-Florida residents for whom test results were received by the Department of Health. A person can be tested by more than one laboratory and can have both positive and negative results. **Therefore, the sum of the numbers in each column will be larger than the total number of people tested.**

Reporting lab	Inconclusive	Negative	Positive	Percent positive	Total
PILGRIM PHARMACY INC		4			4
MINUTECLINIC DIAGNOSTIC OF OHIO #5060		4			4
SIGNATURE CARE EMERGENCY CENTER		2	2	50%	4
FLORIDA CANCER SPECIALISTS AND RESEARCH		2	2	50%	4
BAPTIST HOSPITAL NURSING/PATIENT CARE			4	100%	4
NHC HealthCare, Pulaski		4			4
WILLIAM S MIDDLETON MEMORIAL VET HOSP		4			4
MINUTE CLINIC DIAGNOSTIC OF VIRGINIA, LLC #6292		3	1	25%	4
MEDEXPRESS URGENT CARE- ALLISON PARK		2	2	50%	4
PRESBYTERIAN FAMILY HEALTHCARE-KASEMAN		4			4
WILLIAM A HINTON STATE LABORATORY INSTITUTE		1	3	75%	4
CVS OH6149POCT UPPER ARLINGTON		2	2	50%	4
HAVEN CUSTEAD CARE CENTER		1	3	75%	4
CVS NH2257POCT MANCHESTER		4			4
REGIONAL MEDICAL LAB			4	100%	4
BAPTIST HEALTH MEDICAL CENTER			4	100%	4
Park Ridge Nursing Center		3	1	25%	4
MIDDLETON PEDIATRICS			4	100%	4
CVS SC4382POCT SPARTANBURG		4			4
ADVENTHEALTH NEW SMYRNA BEACH COMMUNITY HEALTH			4	100%	4
ADVANCED URGENT CARE LLC		1	3	75%	4
Mill Valley Care Center		4			4
Medilodge of Alpena		4			4
FLORIDA HEALTH CARE PLANS STIRLING CENTER			4	100%	4
MARIANNA CBOC		4			4
MORRIS HALL/ST JOSEPH NURSING CENTER		4			4
Oceanside Health & Rehabilitation Center		4			4
UAB URGENT CARE CLINIC			4	100%	4
MID FLORIDA HEALTH INC			4	100%	4
MONTCLAIR STATE UNIV/HLTH & WELLNESS		4			4
CORIZON HEALTH INC			4	100%	4
MEDEXPRESS URGENT CARE - CINNAMINSON		3	1	25%	4
NEULIFE NEUROLOGICAL SERVICES LLC			4	100%	4
ST. MARY'S HOSPITAL			4	100%	4
CARENOW-LEBANON		2	2	50%	4
SOUTHWESTERN REGIONAL MEDICAL CENTER - TULSA		4			4
Brookcrest Nursing Home		4			4
HARBORCHASE OF VILLAGES CROSSING			4	100%	4
FLORIDA DEPARTMENT OF HEALTH (FDOH)		2	2	50%	4
UF HEALTH PATHOLOGY LABORATORIES			4	100%	4
MINUTECLINIC DIAG OF IND, LLC #6908		4			4
MARK HOANG MD PA			4	100%	4
MOBIL LAB FOR ALL INC		4			4
APOPKA FAMILY HEALTH CENTER		3	1	25%	4
DEPARTMENT OF HEALTH AND HUMAN SERVICES		2	2	50%	4
BETHESDA HOSPITAL WEST BLOOD GAS LAB			4	100%	4
MINUTECLINIC DIAG OF IND LLC #1367		4			4

COVID-19: testing by laboratory

Data through Apr 26, 2021 verified as of Apr 27, 2021 at 09:25 AM

Data in this report are provisional and subject to change.

The numbers in the table below represent the number of Florida and non-Florida residents for whom test results were received by the Department of Health. A person can be tested by more than one laboratory and can have both positive and negative results. **Therefore, the sum of the numbers in each column will be larger than the total number of people tested.**

Reporting lab	Inconclusive	Negative	Positive	Percent positive	Total
PORT ORANGE NURSING & REHAB			4	100%	4
DEVANSH LAB WERKS		1	3	75%	4
CVS NE5714POCT OMAHA		3	1	25%	4
EXCEL URGENT CARE OF NJ, LLC		2	2	50%	4
STONE CLINICAL LABORATORIES OF FL LLC		4			4
CENTERPLACE HEALTH, INC			4	100%	4
RML PHARMACY PC		4			4
HCR ManorCare Greentree		4			4
TANNER MEDICAL CENTER LABORATORY		3	1	25%	4
CULLMAN REGIONAL URGENT CARE		3	1	25%	4
MINUTECLIINIC DIAGNOSTIC OF NORTH CARO		4			4
CONSOLIDATED LABORATORY SERVICES			4	100%	4
CHILDREN'S MEDICAL GROUP		4			4
TAVARES VA COMMUNITY OUTPATIENT CLINIC		4			4
PHYSICIANS QUALITY CARE			4	100%	4
ACCENT PHYSICIAN SPECIALISTS PA		4			4
GILCHRIST COUNTY HEALTH DEPT			4	100%	4
JERSEY IRISH MEDICAL (DBA AFC URGENT C		3	1	25%	4
WALGREENS # 09788		4			4
CLINICAL CARE CENTER, INC			4	100%	4
JUPITER INTERNAL MEDICINE AND ASSOCIATES			4	100%	4
MEDEXPRESS URGENT CARE - TEAYS VALLEY		3	1	25%	4
SIMEDHEALTH, LLC		2	2	50%	4
AFC URGENT CARE GUNBARREL			4	100%	4
Kroger 959 - The Little Clinic Carmel		4			4
ELEVATION HEALTH LABORATORY		4			4
MOUNT SINAI AVENTURA DIAGNOSTIC CENTER			4	100%	4
MINUTECLINIC DIAG OF IND, LLC #6483		2	2	50%	4
BETHPAGE MEDICAL PLLC		4			4
TOTAL RENAL LAB		3	1	25%	4
MONTANA DEPARTMENT OF PUBLIC HEALTH & HUMAN SERVICES			4	100%	4
IVY CREEK URGENT CARE OF ENTERPRISE			4	100%	4
WESLEY CHAPEL INTERNAL MEDICINE AND PEDIATRICS			4	100%	4
ADVENTHEALTH GORDON		4			4
ELIZABETH CITY HEALTH & REHABILITATION		4			4
AIREVAC INTERNATIONAL		4			4
MEDEXPRESS URGENT CARE CHICOPEE		3	1	25%	4
INTRACOASTAL LABS INC		4			4
PANCARE HEALTH YOUNGSTOWN			4	100%	4
BIOTEST PLASMA CENTER		4			4
MEDEXPRESS URGENT CARE - NORTH LITTLE		3	1	25%	4
MAURY REGIONAL MEDICAL CENTER		4			4
GERALD CHAMPION REGIONAL MEDICAL CENTE		4			4
FAMILY MEDICAL CLINIC HOMESTEAD, LLC			4	100%	4
FCHC (OB)-DARWIN SQUARE CTR.			4	100%	4
OLEAN GENERAL HOSPITAL		4			4
HOME CARE PHARMACY OF PALM COAST INC		4			4

COVID-19: testing by laboratory

Data through Apr 26, 2021 verified as of Apr 27, 2021 at 09:25 AM

Data in this report are provisional and subject to change.

The numbers in the table below represent the number of Florida and non-Florida residents for whom test results were received by the Department of Health. A person can be tested by more than one laboratory and can have both positive and negative results. **Therefore, the sum of the numbers in each column will be larger than the total number of people tested.**

Reporting lab	Inconclusive	Negative	Positive	Percent positive	Total
CVS PA4000POCT INDIANA		4			4
DYNACARE LABORATORIES			4	100%	4
PHYSICIANS IMMEDIATE CARE AURORA			4	100%	4
MINUTECLINIC DIAGNOSTIC OF WISCONSIN, LLC		4			4
FASTMED URGENT CARE			4	100%	4
LAKE FOREST PARK OP CO LLC		4			4
MD NOW URGENT CARE - DELRAY WEST			4	100%	4
CHILDREN'S HEALTHCARE OF ATLANTA		4			4
COOK HOSPITAL AND CARE CENTER		3	1	25%	4
MEDEXPRESS URGENT CARE - WICHITA, S SENECA ST		2	2	50%	4
CAREMOUNT MEDICAL PC - BEDFORD URGENT		4			4
Willowbrooke Court at Country House		4			4
LOUISIANA DEPT. OF HEALTH AND HOSPITALS-INFECTIOUS DISEASE EPI SECTION			4	100%	4
COVANCE CLS			4	100%	4
COVENIENT CARE MEDICAL CLINIC			4	100%	4
SOUTHEASTERN REGIONAL MEDICAL CENTER			4	100%	4
AHC of McKenzie		4			4
SOUTH BAY CORRECTIONAL FACILITY			4	100%	4
SOUTHLAND SUITES OF LAKE LAND			4	100%	4
HEALTHQUEST, INC		3	1	25%	4
PIEDMONT FAYETTE HOSPITAL		2	2	50%	4
CVS SC2269POCT COLUMBIA		3	1	25%	4
SKYLINE UROLOGY		4			4
NYU WINTHROP LABORATORY		4			4
SINAI PLAZA NURSING AND REHAB CENTER			4	100%	4
ORANGE COUNTY HEALTH DEPARTMENT		2	2	50%	4
NDX-CORE LAB			4	100%	4
MEDNOW URGENT CARE		3	1	25%	4
Calusa Harbour			4	100%	4
SACRED HEART HEALTH SYSTEMS INC			4	100%	4
MPG JACKSONVILLE ATLANTIC BLVD		1	3	75%	4
Millennium Nursing & Rehab Center		4			4
PHOEBE SUMTER MEDICAL CENTER LABORATORY		3	1	25%	4
CREATIVE PHARMACY SOLUTIONS EAST		4			4
Arbors at Marietta		4			4
Metro West Nursing and Rehab			4	100%	4
BELLIN HEALTH LAB		1	3	75%	4
VIDANT MEDICAL CENTER			4	100%	4
FLORIDA MEDICAL CENTER		1	3	75%	4
WALGREENS #3811		1	3	75%	4
OHIO CVS STORES		3	1	25%	4
RELIANT ACUTE CARE			4	100%	4
CARNEGIE HILL PEDIATRICS LLP		3	1	25%	4
REMEDY URGENT CLINIC		2	2	50%	4
PM PEDIATRICS OF SELDEN PLLC		4			4
MONROE COUNTY DEPT OF PUBLIC HEALTH ST		4			4
MINUTECLINIC DIAGNOSTIC OF MICHIGAN, P		4			4

COVID-19: testing by laboratory

Data through Apr 26, 2021 verified as of Apr 27, 2021 at 09:25 AM

Data in this report are provisional and subject to change.

The numbers in the table below represent the number of Florida and non-Florida residents for whom test results were received by the Department of Health. A person can be tested by more than one laboratory and can have both positive and negative results. **Therefore, the sum of the numbers in each column will be larger than the total number of people tested.**

Reporting lab	Inconclusive	Negative	Positive	Percent positive	Total
OMNICARE PHARMACY OF TEXAS 1		4			4
SIENA COLLEGE SPORTS MEDICINE CENTER		4			4
STEAMBOAT EMERGENCY CENTER			4	100%	4
MAILBOX DIAGNOSTICS		2	2	50%	4
Kroger 124 - The Little Clinic University		3	1	25%	4
LATCHER LABORATORY OF A O FOX MEMORIAL		2	2	50%	4
ST PETE DIRECT PRIMARY CARE		2	2	50%	4
NYC PUBLIC HEALTH LABS			4	100%	4
University Plaza Rehabilitation and Nursing			4	100%	4
CVS IL1170POCT JOLIET		4			4
Kroger 339 - The Little Clinic Highlands - Bardstown Road		4			4
CVS PA1657POCT YORK		3	1	25%	4
FLORIDA HOSPITAL ALTAMONTE		2	2	50%	4
INTERMARKET FACILITY			4	100%	4
MINNESOTA DEPARTMENT OF HEALTH LABORATORY	1		3	75%	4
WE CARE - CARNIVAL CRUISELINE		4			4
WYOMING PUBLIC HEALTH LAB			4	100%	4
ManorCare Health Services Camp Hill		4			4
NOT GIVEN		1	3	75%	4
NAVAL HOSPITAL CAMP PENDLETON			4	100%	4
Marian Manor, Inc		4			4
LABQ CLINICAL DIAGNOSTICS		4			4
MINUTECLINIC LLC (2335)		3	1	25%	4
MICHIGAN HEALTH CLINIC LABORATORIES		3	1	25%	4
State Lab Unspecifd			4	100%	4
DEPARTMENT OF HEALTH/ NEW YORK			4	100%	4
MARSHFIELD LABORATORIES			4	100%	4
WHITE EARTH IHS MAIN LAB		4			4
CVS AZ33POCT TEMPE		4			4
COMMUNITY PHYSICIANS OF NORTH PORT PA			4	100%	4
Hunterdon Medical Center Laboratory		4			4
MEDEXPRESS URGENT CARE - WESTFIELD, E MAIN ST		3	1	25%	4
FLORIDA HEART AND VASCULAR			4	100%	4
HARBOUR ISLAND PEDIATRICS LLC			4	100%	4
CAPTAIN JAMES A. LOVELL FEDERAL HEALTHCARE CENTER			4	100%	4
Heartland of Boynton Beach			4	100%	4
EXPRESS TESTING-ONE			4	100%	4
Crowne Health Care of Greenville		4			4
REHABILITATION CENTER OF WINTER PARK,THE			4	100%	4
MINUTECLINIC DIAGNOSTIC OF NEVADA-9586		3	1	25%	4
LIFEHOPE LABS			4	100%	4
SOUTH FLORIDA RESEARCH ORGANIZATION			4	100%	4
TARPON SPRINGS PEDIATRICS, LLC			4	100%	4
ADMERA HEALTH			4	100%	4
UNIVERSITY OF MIAMI STUDENT HEALTH SERVICE			4	100%	4
UNIVERSITY OF MICHIGAN		2	2	50%	4
MEDEXPRESS URGENT CARE, FAIRMONT		4			4

COVID-19: testing by laboratory

Data through Apr 26, 2021 verified as of Apr 27, 2021 at 09:25 AM

Data in this report are provisional and subject to change.

The numbers in the table below represent the number of Florida and non-Florida residents for whom test results were received by the Department of Health. A person can be tested by more than one laboratory and can have both positive and negative results. **Therefore, the sum of the numbers in each column will be larger than the total number of people tested.**

Reporting lab	Inconclusive	Negative	Positive	Percent positive	Total
Sears Coastal Nursing and Rehab		4			4
AURORA BAYCARE UROLOGY			4	100%	4
SOMA MEDICAL CENTER PA #3 PALOMINO			4	100%	4
PARKWAY DRUGS OF ONEIDA COUNTY NORTH I		3	1	25%	4
CORTLAND REGIONAL MEDICAL CENTER		4			4
Crowne Health Care of Montgomery		4			4
ASCENDI HOME HEALTH AGENCY INC			4	100%	4
MEDEXPRESS URGENT CARE - LITTLE ROCK		3	1	25%	4
ELEVATION DIAGNOSTICS		4			4
Kroger 895 - The Little Clinic Green Hills		4			4
DACH MAIN LAB			4	100%	4
VITAL CARE URGENT CARE			4	100%	4
CVS CA8850POCT HUNTINGTON BEACH		3	1	25%	4
UNIVERSITY OF MIAMI HOSPITALS & CLINIC			4	100%	4
RAS MEDICAL SOLUTIONS, LLC		3	1	25%	4
IMIC INC RESEARCH			4	100%	4
ROAN DRUG COMPANY LLC		4			4
CAREWELL URGENT CARE			4	100%	4
PM PEDIATRICS OF BAYSIDE, PLLC - MANHASSET		4			4
IMA MEDICAL CENTER OF OVIEDO			4	100%	4
VA SALT LAKE CITY HCS		4			4
OPTUM FLORIDA		3	1	25%	4
MINUTECLINIC, LLC #07876		3	1	25%	4
SONIC REFERENCE LABORATORY			4	100%	4
URGENT CARE - OCONEE		2	2	50%	4
MEDEXPRESS URGENT CARE - TULSA, S YALE AVE		4			4
Kroger 186 - The Little Clinic Holiday Manor		3	1	25%	4
L3HARRIS FAMILY MEDICAL CENTER			4	100%	4
HACKENSACK MERIDIAN URGENT CARE, PC		4			4
WOMACK ARMY MEDICAL CENTER			4	100%	4
Chestnut Park Rehabilitation and Nursing Center		4			4
MEDEXPRESS URGENT CARE - FORT SMITH		4			4
DEPARTMENT OF PATHOLOGY ROME MEMORIAL		3	1	25%	4
PALM BEACH CANCER INSTITUTE			4	100%	4
CVS OH3329POCT LAKEWOOD		4			4
Kroger 752 - The Little Clinic Central Station		3	1	25%	4
DEPARTMENT OF HEALTH AND ENVIRONMENTAL CONTROL			4	100%	4
ANY LAB TEST FAST CORP		3	1	25%	4
LAKE MARY PEDIATRICS			4	100%	4
EAST TENNESSEE CHILDREN'S HOSPITAL		3	1	25%	4
JFK INTERNAL MEDICINE FACULTY PRACTICE		2	2	50%	4
MEDEXPRESS URGENT CARE - KOKOMO		4			4
CVS NJ715POCT WAYNE		4			4
ARCPOINT LABS OF FORT LAUDERDALE, FL CENTRAL		1	3	75%	4
AFTER HOURS PEDS			4	100%	4
WALGREENS #07034		4			4
ADVENTHEALTH MEDICAL GROUP COMMUNITY MEDICINE		3	1	25%	4

COVID-19: testing by laboratory

Data through Apr 26, 2021 verified as of Apr 27, 2021 at 09:25 AM

Data in this report are provisional and subject to change.

The numbers in the table below represent the number of Florida and non-Florida residents for whom test results were received by the Department of Health. A person can be tested by more than one laboratory and can have both positive and negative results. **Therefore, the sum of the numbers in each column will be larger than the total number of people tested.**

Reporting lab	Inconclusive	Negative	Positive	Percent positive	Total
ManorCare Rehabilitation Center- Decatur		4			4
GUTHRIE MEDICAL GROUP - CORNING		3	1	25%	4
POINTE MEDICAL SERVICES INC		2	2	50%	4
CVS MA217POCT TEWKSBURY		3	1	25%	4
THE OASIS ALF		4			4
CVS NJ837POCT MARLTON		4			4
Kroger 125 - The Little Clinic Castle Rock		3	1	25%	4
CROSSROADS URGENT CARE PLLC		4			4
H/L of WEst AShley Rhability and Nursing Center		4			4
BETHPAGE EXTENDED HOURS CENTER		4			4
MOBILE HEALTH MEDICAL SERVICES PC		4			4
SunTerrace Health Care Center		3	1	25%	4
GASTROENTEROLOGY ASSOC OF PENSACOLA, PA		2	2	50%	4
MERCY HOSPITAL			4	100%	4
MEDEXPRESS URGENT CARE - SOMERSET TOWNSHIP		4			4
MEDAC AT PORTERS NECK			4	100%	4
JOHNNIE RUTH CLARKE LAB			4	100%	4
MEDEXPRESS URGEN CARE - EAST BRUNSWICK		4			4
FLORIDA MEDICAL CLINIC -INTERNAL MED DADE CITY			4	100%	4
SOMA MEDICAL CENTER PA #3 GREENACRES			4	100%	4
DEACONESS HOSPITAL			4	100%	4
MINUTECLINIC LLC #5010		3	1	25%	4
UNION CITY MANOR NURSING CENTER		4			4
MINUTECLINIC DIAGNOSTIC MED GRP OF ORA		3	1	25%	4
COMMUNITY HEALTH CENTER OF WEST PALM BEACH			4	100%	4
HOME DOCS		2	2	50%	4
ACCESS RECOVERY SOLUTIONS LLC			4	100%	4
PDL PHARMACY CORP			4	100%	4
CVS PA10825POCT PLYMOUTH MEETING		4			4
CVS CA9963POCT SAN DIEGO		4			4
URGENT CARE OF THE SMOKIES			4	100%	4
CVS TX1057POCT SAN ANTONIO		3	1	25%	4
MEDICAL CENTER ENTERPRISE			4	100%	4
FHPG TAMPA PRIMARY CARE			4	100%	4
DTR LABS		3	1	25%	4
FLORENCE - HUNTSVILLE HOSPITAL URGENT CARE		3	1	25%	4
BRANDON REGIONAL EMERGENCY CTR			4	100%	4
SIGNATURE CARE MONTROSE		2	2	50%	4
BUCKINGHAM PLACE ALF		4			4
FLORIDA HEALTHCARE PLAN			4	100%	4
MOBILE URGENT CARE			4	100%	4
FAMILY MEDICINE AT WATERMAN		4			4
REFUGE A HEALING PLACE, THE			4	100%	4
MEDEXPRESS URGENT CARE-ARLINGTON		3	1	25%	4
FHCP - ORMOND BEACH			4	100%	4
INTERMOUNTAIN HEALTHCARE CENTRAL LABORATORY			4	100%	4
FAMILY MEDICINE AT WINTER PARK			4	100%	4

COVID-19: testing by laboratory

Data through Apr 26, 2021 verified as of Apr 27, 2021 at 09:25 AM

Data in this report are provisional and subject to change.

The numbers in the table below represent the number of Florida and non-Florida residents for whom test results were received by the Department of Health. A person can be tested by more than one laboratory and can have both positive and negative results. **Therefore, the sum of the numbers in each column will be larger than the total number of people tested.**

Reporting lab	Inconclusive	Negative	Positive	Percent positive	Total
MONTEFIORE MEDICAL CENTER LABS MONTEFIORE		3	1	25%	4
CAPITAL HEALTH LABORATORY INC			4	100%	4
MD ANDERSON			4	100%	4
NORTH OKALOOSA CLINIC CORP		1	3	75%	4
NOVANT HEALTH PRESBYTERIAN		2	2	50%	4
DR. G'S URGENT CARE			4	100%	4
ORLANDO REGIONAL HEALTH SERVICES		2	2	50%	4
STANFORD HEALTH CARE ANATOMIC PATHOLOGY & CLINICAL LAB			4	100%	4
TRUE HEALTH- HOFFNER		3	1	25%	4
GENUS DIAGNOSTICS			4	100%	4
SOUTH FLORIDA PEDIATRIC PARTNERS			4	100%	4
LIFE CARE HOME HEALTH SERVICES LLC		1	3	75%	4
Oak Creek Terrace		4			4
AIRPORT CLINIC			4	100%	4
GOOD SAMARITAN HOSPITAL		2	2	50%	4
NHC HealthCare, Cookeville		4			4
CRESTAR LABS		2	2	50%	4
MEDICINE SHOPPE #1306 THE		3	1	25%	4
WASHINGTON STATE DEPARTMENT OF HEALTH PUBLIC HEALTH LABORATORIES			4	100%	4
BOND & STEELE CLINIC PA D/B/A BOND CLINIC PA		4			4
ENGLE CENTER FOR HEALTH SERVICES		4			4
CVS IL7017POCT BLOOMINGTON		4			4
WELLMED AT APOLLO BEACH BLVD		2	2	50%	4
ARCPPOINT LABS OF ALTAMONTE SPRINGS		2	2	50%	4
MIDDLEBURG VA CBOC		3	1	25%	4
CVS OH4300POCT STRONGSVILLE		4			4
15 TO KNOW			4	100%	4
MEDEXPRESS URGENT CARE NORWIN		4			4
FLORIDA HOSPITAL PHYSICIANS GROUP		1	3	75%	4
INDUSTRY LAB DIAGNOSTIC PARTNERS			4	100%	4
Eldorado Rehab & Healthcare		4			4
OKLAHOMA STATE UNIVERSITY DIAGNOSTIC LAB			4	100%	4
MINUTECLINIC DIAG OF IND, LLC #6472		4			4
KINGSTON RESIDENCE OF MARION		4			4
CVS MN6811POCT PLYMOUTH		4			4
BAYLOR ESOTERIC AND MOLECULAR LAB			4	100%	4
BARRANCO CLINIC PA, THE	1	3			4
UNIVERSITY OF WASHINGTON MEDICAL CENTER (UWMC) EMERGENCY DEPT.			4	100%	4
VA OUTPATIENT PHARMACY			4	100%	4
PRIMECARE		2	2	50%	4
CENTRAL FLORIDA INTERNAL OCCUPATIONAL AND		4			4
CVS MA299POCT WORCESTER		4			4
OPTUM OF RED ROAD		4			4
DERMATOLOGY SPECIALISTS OF FL - DR. JON WARD			4	100%	4
PEACEHEALTH LABORATORIES		3	1	25%	4
PREMIER PEDIATRICS LLC			4	100%	4
SANFORD SOUTH UNIVERSITY		4			4

COVID-19: testing by laboratory

Data through Apr 26, 2021 verified as of Apr 27, 2021 at 09:25 AM

Data in this report are provisional and subject to change.

The numbers in the table below represent the number of Florida and non-Florida residents for whom test results were received by the Department of Health. A person can be tested by more than one laboratory and can have both positive and negative results. **Therefore, the sum of the numbers in each column will be larger than the total number of people tested.**

Reporting lab	Inconclusive	Negative	Positive	Percent positive	Total
Loretto Health and Rehabilitation Center		4			4
AIRCARE INTERNATIONAL		4			4
WOMEN'S CARE FLORIDA, LLC		4			4
MEMORIAL HEALTHCARE SYSTEM		1	3	75%	4
PINELLAS POINT NURSING AND REHAB			4	100%	4
CVS CA9497POCT IRVINE		4			4
MEDEXPRESS URGENT CARE- FORT WORTH N T		4			4
HAMPTON ALF AT 24TH ROAD LLC			4	100%	4
YORK HOSPITAL: MICROBIOLOGY			4	100%	4
STVHCS - Dental Outpatient Clinic		4			4
MEDEXPRESS URGENT CARE - BECKLEY		2	2	50%	4
MINUTE-CLINIC DIAGNOSTIC OF VIRGINIA, LLC #3949		4			4
CELEBRATION PEDIATRICS			4	100%	4
KENTUCKY CABINET FOR HEALTH AND FAMILY SERVICES			4	100%	4
Westminster Manor		3	1	25%	4
CULLMAN REGIONAL MEDICAL CENTER		3	1	25%	4
Georgiana Health and Rehabilitation, LLC		4			4
LB Broen Home		4			4
ST JOHN'S RIVERSIDE HOSPITAL		3	1	25%	4
ST LUCIE COUNTY HEALTH DEPARTMENT		3	1	25%	4
CVS TX3292POCT WYLIE		4			4
NEMOURS CHILDREN'S CLINIC			4	100%	4
Bethany Health and Rehab		4			4
CVS OH6164POCT DELAWARE		4			4
Kennedy University Hospital -Wash Twp L		4			4
SMOKY MOUNTAIN URGENT CARE AND FAMILY MEDICINE CENTER			4	100%	4
Lakeview Village		4			4
UVA HEALTH SYSTEM MEDICAL LABORATORIES			4	100%	4
CVS AZ5026POCT MESA		4			4
MEDEXPRESS URGENT CARE - WEXFORD		4			4
CVS TX8387POCT AUSTIN		4			4
MINUTECLINIC, LLC #5707		4			4
LAKESIDE HOSPITAL BELLE GLADE			4	100%	4
ELITE PRIMARY CARE OF WAYCROSS		1	3	75%	4
KINGSWAY MEDICAL CENTER INC		1	3	75%	4
CVS PA1193POCT JENKINTOWN		4			4
ENCOMPASS HOME HEALTH		4			4
CLINICAL ASSOCIATES OF ORLANDO LLC		4			4
ASCENSION ST VINCENT'S MEDICAL CENTER		3	1	25%	4
MEADOWS AT CYPRESS GARDENS, THE		3	1	25%	4
CVS OH4499POCT LYNDHURST		2	2	50%	4
CVS IN7653POCT EVANSVILLE		3	1	25%	4
CAREWELL 202			4	100%	4
ALVARO J DANGOND MD PA		4			4
MEMORIAL HEALTH CARE SYSTEMS			4	100%	4
BAYSTATE MEDICAL CENTER		2	2	50%	4
MEDEXPRESS URGENT CARE-SELINGSGROVE		3	1	25%	4

COVID-19: testing by laboratory

Data through Apr 26, 2021 verified as of Apr 27, 2021 at 09:25 AM

Data in this report are provisional and subject to change.

The numbers in the table below represent the number of Florida and non-Florida residents for whom test results were received by the Department of Health. A person can be tested by more than one laboratory and can have both positive and negative results. **Therefore, the sum of the numbers in each column will be larger than the total number of people tested.**

Reporting lab	Inconclusive	Negative	Positive	Percent positive	Total
MEDFIRST URGENT CARE			4	100%	4
SOFTCELL L-FORM LABORATORIES, LLC		1	3	75%	4
BARTON MEMORIAL HOSPITAL		3	1	25%	4
FISHERMEN'S HOSPITAL			4	100%	4
CONSULATE HEATH CARE AT WEST ALTAMONTE			4	100%	4
LEESBURG REGIONAL MEDICAL CENTER URGENT CARE			4	100%	4
EXTENDICARE HEALTH & REHAB CENTER		4			4
CVS OH2342POCT WEST CHESTER		3	1	25%	4
PANCARE HEALTH - PONCE DE LEON			4	100%	4
WINDER NURSING INC DBA WINDER HEALTH CARE		4			4
CVS MINUTE CLINIC DIAGNOSTIC MED GRP		4			4
RIVER CITY MEDICAL ASSOCIATES INC			4	100%	4
HEALTH EXPRESS URGENT CARE		2	2	50%	4
CVS TX5807POCT PEARLAND		4			4
BELL-MINOR HOME		4			4
BETTERMED URGENT CARE			4	100%	4
SOUTHEAST GEORGIA HEALTH SERVICES, LLC		4			4
AMI ST FRANCIS HOSPITAL LABORATORY		3	1	25%	4
WALGREENS #03287		4			4
PATIENT FIRST - ALLENTOWN			4	100%	4
LUVERNE HEALTH AND REHABILITATION		4			4
GUTHRIE CORNING HOSPITAL LABORATORY		4			4
MEDEXPRESS URGENT CARE - EWING		4			4
URGENT TEAM MANAGEMENT OF TENNESSEE, L		3	1	25%	4
CVS MA2297677CV BOSTON		4			4
HEARTLAND - CHARLESTON OF HANAHAN SC,		4			4
BLACK STALLION WALK IN AND EXERCISE CLINICS LLC		1	3	75%	4
EPI			4	100%	4
MINUTECLINIC DIAGNOSTIC OF VIRGINIA, LLC #392		4			4
MEDEXPRESS URGENT CARE - MARKHAM STREE		3	1	25%	4
MEDEXPRESS URGENT CARE - SUMMERSVILLE, WEBSTER RD		4			4
THE DOCTOR'S OFFICE OF WEST CALDWELL		4			4
SOUTH MIAMI HOSPITAL		1	3	75%	4
MEDEXPRESS URGENT CARE - WEST ST PAUL, ROBERT ST S		3	1	25%	4
BRENTWOOD SENIOR LIVING AT ST PETE			4	100%	4
Glenis Dr VA Outpatient Clinic		3	1	25%	4
NEXT BIO RESEARCH SERVICES, LLC		1	3	75%	4
AFFINITY URGENT CARE			4	100%	4
CVS MO5655POCT LIBERTY		1	3	75%	4
MIAMI COMMUNITY HEALTH CENTER INC		1	3	75%	4
CVS OH2486POCT NILES		2	2	50%	4
LEON MEDICAL CENTERS, LLC			4	100%	4
SUMNER REGIONAL MEDICAL CENTER		3	1	25%	4
COMMUNITY HEALTH CENTERS INC			4	100%	4
THE READING HOSPITAL & MEDICAL CENTER			4	100%	4
JOHN KNOX MANOR INC II		2	1	33%	3
CENTRAL FL INTERNAL MEDICINE ASSOCIATES LLC		3			3

COVID-19: testing by laboratory

Data through Apr 26, 2021 verified as of Apr 27, 2021 at 09:25 AM

Data in this report are provisional and subject to change.

The numbers in the table below represent the number of Florida and non-Florida residents for whom test results were received by the Department of Health. A person can be tested by more than one laboratory and can have both positive and negative results. **Therefore, the sum of the numbers in each column will be larger than the total number of people tested.**

Reporting lab	Inconclusive	Negative	Positive	Percent positive	Total
Home Health Care Clinic		2	1	33%	3
CVS MA1006POCT BROCKTON		3			3
INTERCOASTAL FAMILY PRATICE		1	2	67%	3
Schoolcraft Medical Care Facility		3			3
CVS MINUTE CLINIC		1	2	67%	3
MID-FLORIDA PATHOLOGY LLC - MOBILE UNIT # 3		1	2	67%	3
SAN JUAN REGIONAL MEDICAL CENTER		3			3
CORMEUM LAB SERVICES, LLC			3	100%	3
CVS IL3163POCT OAK PARK		3			3
LEGACY ER & URGENT CARE - FRISCO WEST			3	100%	3
SURETOX LABORATORY LLC		2	1	33%	3
MEDEXPRESS URGENT CARE - LAWRENCE		3			3
MEDICAL SERVICES OF AMERICA HOME HEALTH		3			3
UNIVERSITY OF MARYLAND MEDICAL CENTER			3	100%	3
MEMORIAL HERMANN			3	100%	3
BAPTIST PRIMARY CARE FERNANDINA BEACH			3	100%	3
EXPEDIAN URGENT CARE			3	100%	3
HOUSTON METHODIST HOSPITAL			3	100%	3
FIRST CARE - MIDDLESBORO			3	100%	3
CVS NV8784POCT LAS VEGAS		2	1	33%	3
Kroger 388 - The Little Clinic Braelinn Village		3			3
LEXINGTON MEDICAL CENTER		1	2	67%	3
CVS MN663POCT APPLE VALLEY		2	1	33%	3
Concordia Village of Tampa			3	100%	3
KISSIMMEE URGENT CARE		3			3
HOPE HEALTH CARE, LLC		3			3
CVS IN6605POCT INDIANAPOLIS		2	1	33%	3
NORTHWEST FLORIDA CLINICAL LAB		1	2	67%	3
CVS MA920POCT CLINTON		3			3
ROYAL PALM RETIREMENT CENTRE		3			3
PRECIDENT FLORIDA		3			3
PRISMA HEALTH MIDLANDS			3	100%	3
ORLANDO AIRPORT DIALYSIS		3			3
LAURELLWOOD NURSING CENTER		1	2	67%	3
24TH WEAPONS OF MASS DESTRUCTION - CIVIL SUPPORT		3			3
NORTHCREST MEDICAL CENTER		1	2	67%	3
WINDERMERE PEDIATRICS			3	100%	3
CVS PA7611POCT ALLISON PARK		3			3
MINUTECLINIC, LLC #05814		3			3
QUEST DIAGNOSTICS INCORPORATED	1		2	67%	3
CVS TX7675POCT RED OAK		1	2	67%	3
NORTH BROWARD HOSPITAL DISTRICT HEALTHCARE FOR THE HOMELESS			3	100%	3
BETHESDA HOSPITAL EAST BLOOD GAS LAB			3	100%	3
FAMILY TREE MEDICAL GROUP PA		2	1	33%	3
Granville Center	1	2			3
SKIPPACK MEDICAL LAB			3	100%	3
MINUTECLINIC DIAGNOSTIC OF WISCONSIN,		3			3

COVID-19: testing by laboratory

Data through Apr 26, 2021 verified as of Apr 27, 2021 at 09:25 AM

Data in this report are provisional and subject to change.

The numbers in the table below represent the number of Florida and non-Florida residents for whom test results were received by the Department of Health. A person can be tested by more than one laboratory and can have both positive and negative results. **Therefore, the sum of the numbers in each column will be larger than the total number of people tested.**

Reporting lab	Inconclusive	Negative	Positive	Percent positive	Total
MINUTECLINIC DIAGNOSTIC PA #3344		3			3
MINUTECLINIC #1773		3			3
WALGREENS #07502		3			3
FAMILY FIRST PEDIATRICS			3	100%	3
GROVES CENTER			3	100%	3
CVS MA969POCT PALMER		3			3
FULGENT GENETICS HOUSTON		3			3
OPP HEALTH AND REHABILITATION		3			3
TIEHH BIOTERRORISM RESPONSE LAB			3	100%	3
CVS CA9858POCT SANTA CLARITA		3			3
PEDIATRICS AND ADOLESCENT MEDICINE		2	1	33%	3
MARLBORO URGENT CARE		3			3
Louis Stokes Cleveland VA - Midtown Dialysis Center		3			3
NEBRASKA DEPARTMENT OF HEALTH AND HUMAN SERVICES			3	100%	3
CVS OH2381POCT LEWIS CENTER		3			3
Maryfield Inc. dba Pennybyrn		3			3
MARRA'S PHARMACY		3			3
ROANE MEDICAL CENTER		2	1	33%	3
CAMPAZZI CONCIERGE MEDICAL SERVICES		2	1	33%	3
ACCESS LABORATORIES LLC			3	100%	3
Kings County Hospital Center			3	100%	3
CVS PA2687POCT EXTON		3			3
INTERNAL MEDICINE & PEDIATRICS WELLNESS CENTER			3	100%	3
ADVENTHEALTH MEDICAL GROUP ADULT AND SENIOR HEALTH			3	100%	3
CABELL HUNTINGTON HOSPITAL CLINICAL LAB			3	100%	3
CROSSVILLE MEDICAL GROUP		1	2	67%	3
CVS TX7151POCT HUMBLE		2	1	33%	3
ANN STORCK CENTER INC		3			3
DOCTORS HOSPITAL RENAISSANCE			3	100%	3
LITTLE SPURS PEDIATRIC URGENT CARE		1	2	67%	3
LINCOLN MEDICAL CENTER		3			3
THE CENTER FOR DISCOVERY		3			3
CVS IL2798POCT CHICAGO		1	2	67%	3
ADVANCE FAMILY PRACTICE LLC□			3	100%	3
BOSTON MEDICAL CENTER			3	100%	3
CVS CA9492POCT YORBA LINDA		3			3
HARBORCHASE OF STUART			3	100%	3
PREMIER MOBILE HEALTH SERVICES, LLC		1	2	67%	3
UNIVERSITY URGENT CARE			3	100%	3
BROADWAY HEALTH FLORIDA MEDICAL CLINIC URGENT CARE			3	100%	3
CVS NJ2508POCT MANALAPAN		3			3
SANIBEL MEDICAL CLINIC		1	2	67%	3
MEDEXPRESS URGENT CARE GREENSBURG		2	1	33%	3
CVS PA7132POCT THORNDALE		3			3
EASTERN NEW MEXICO MEDICAL CENTER		3			3
OPENTRONS PRL		2	1	33%	3
Kroger 768 - The Little Clinic Leestown Rd		2	1	33%	3

COVID-19: testing by laboratory

Data through Apr 26, 2021 verified as of Apr 27, 2021 at 09:25 AM

Data in this report are provisional and subject to change.

The numbers in the table below represent the number of Florida and non-Florida residents for whom test results were received by the Department of Health. A person can be tested by more than one laboratory and can have both positive and negative results. **Therefore, the sum of the numbers in each column will be larger than the total number of people tested.**

Reporting lab	Inconclusive	Negative	Positive	Percent positive	Total
ORMOND BEACH URGENT CARE			3	100%	3
CVS NJ1927POCT GREEN BROOK		3			3
Walgreens #5984		3			3
MYKIDZMD PEDIATRICS PLLC		3			3
FLORIDA ADDICTION AND RECOVERY CENTER INC		3			3
CVS M08555POCT KANSAS CITY		3			3
AUGUSTA UNIVERISTY MEDICAL CENTER			3	100%	3
SCIENTIFIC LABORATORY DIVISION			3	100%	3
TMH PHYSICIAN PARTNERS BLOUNTSTOWN			3	100%	3
TIFTON CARECONNECT URGENT CARE			3	100%	3
EMORY CRAWFORD LONG HOSPITAL			3	100%	3
MANORCARE NURSING & REHABILITATION CENTER-NAPLES		3			3
NORTH NAPLES HOSPITAL RESPIRATORY THERAPY DEPARTMENT			3	100%	3
Wilkes-Barre VAMC		3			3
UC CORAL GABLES		1	2	67%	3
Broadview Multi-Care Center		3			3
CANOPY AT HARPER LAKE, THE			3	100%	3
Michael J Crescenz VA Outpatient Dialysis Center		3			3
MEDIC INFUSION PA		3			3
BASCOM PALMER EYE INSTITUTE			3	100%	3
CENTURY LINK SPORTS COMPLEX			3	100%	3
WEILL CORNELL MEDICAL ASSOCIATES - EAST SIDE		3			3
VIRTUA MEMORIAL HOSPITAL BURLINGTON COUNTY		1	2	67%	3
BROOKDALE OAKBRIDGE		1	2	67%	3
RCA LABORATORY SERVICES LLC			3	100%	3
HEALGEN SCIENTIFIC			3	100%	3
SOUTHCARE PHARMACY INC		1	2	67%	3
ACCESS HEALTH CARE		2	1	33%	3
LAB PLUS, LLC AT ASCENSION SAINT THOMA		3			3
WINDSOR AT OCALA		2	1	33%	3
MURFREESBORO MEDICAL CLINIC		3			3
WALGREENS #10264		3			3
ALABAMA DEPT PUBLIC HEALTH			3	100%	3
THE OASIS BEACHSIDE		3			3
Kroger 093 - The Little Clinic Stapleton		2	1	33%	3
CVS TX7156POCT RICHARDSON		3			3
PENINSULA REGIONAL MED CTR LAB			3	100%	3
AFFORDABLE PRIMARY CARE LLC		3			3
AFC URGENT CARE/FARRAGUT			3	100%	3
CVS IL4778POCT EVANSTON		3			3
ASANTE THREE RIVERS MEDICAL CENTER LAB		3			3
Cleveland Clinic Weston			3	100%	3
BAPTIST OUTPATIENT SERVICES			3	100%	3
DELRAY BEACH HEALTH DEPT LAB			3	100%	3
Kroger 758 - The Little Clinic Providence		3			3
SCRIPPS CLINIC MEDICAL			3	100%	3
PREMIER FAMILY AND SPORTS MEDICINE		2	1	33%	3

COVID-19: testing by laboratory

Data through Apr 26, 2021 verified as of Apr 27, 2021 at 09:25 AM

Data in this report are provisional and subject to change.

The numbers in the table below represent the number of Florida and non-Florida residents for whom test results were received by the Department of Health. A person can be tested by more than one laboratory and can have both positive and negative results. **Therefore, the sum of the numbers in each column will be larger than the total number of people tested.**

Reporting lab	Inconclusive	Negative	Positive	Percent positive	Total
PIEDMONT ROCKDALE HOSPITAL		2	1	33%	3
CARESPOT-WELLINGTON			3	100%	3
HIALEAH SHORES NURSING AND		2	1	33%	3
SUMMIT MEDICAL GROUP – WEST ORANGE		3			3
HEPATOLOGY DIAGNOSTIC LAB			3	100%	3
BROOKDALE LAKE MARY			3	100%	3
LIVINGSTON COUNTY DEPT OF HEALTH REPRO			3	100%	3
SUNDALE NURSING HOME		3			3
F W HUSTON MEDICAL CENTER SENIOR LIVIN		3			3
BAYSHORE MEDICAL CENTER LABORATORY		3			3
UHEALTH CORAL SPRINGS			3	100%	3
LRHS Florida Poly Tech		3			3
PANCARE HEALTH - FRANKLIN CO			3	100%	3
INSPIRED LIVING AT SARASOTA			3	100%	3
NORTH SHORE HOSP. INFECTION CONTROL			3	100%	3
CONCENTRA - PLANTATION		3			3
CVS TX19POCT SPRING		3			3
NEW GEN LABS			3	100%	3
LOCH HAVEN PEDIATRICS			3	100%	3
CGH MEDICAL CENTER			3	100%	3
VICAR'S LANDING NURSING HOME		2	1	33%	3
NEWSTAR MEDICAL LABORATORIES		3			3
ADVENTHEALTH MEDICAL GROUP PEDIATRICS AT APOPKA		3			3
Kroger 627 - The Little Clinic Castleberry		2	1	33%	3
CVS RI326POCT NORTH SMITHFIELD		3			3
CUMBERLAND MEDICAL CENTER INC		3			3
MINUTECLINIC DIAGNOSTIC OF OHIO #6192		3			3
ERIE COUNTY PUBLIC HEALTH CLINICAL		3			3
NORTHEAST FLORIDA INTERNAL MEDICINE PA		3			3
NASSAU COUNTY HEALTH DEPARTMENT-FERNANDINA BEACH C		3			3
PROHEALTH PRIMARY CARE - GLEN OAKS		3			3
Florida Baptist Retirement Center		1	2	67%	3
Orchid Cove at Naples			3	100%	3
CORTLAND COUNTY HEALTH DEPARTMENT		3			3
IPSUM DIAGNOSTICS LLC		3			3
NHC DICKSON		3			3
LEGACY ER AND URGENT CARE			3	100%	3
ADVENTHEALTH SEBRING- INFECTION CONTROL DEPARTMENT			3	100%	3
CVS MO5727POCT PLATTE CITY		3			3
OHIO HEALTH DOCTORS HOSPITAL			3	100%	3
HARRINGTON PARK HEALTH AND REHAB		3			3
SCHIFF CENTER FOR LIVER DISEASES		1	2	67%	3
CELEBRATION PRIMARY CARE ASSOCIATES LLC		3			3
Good Samaritan Society - Fairfield Glade		3			3
PIEDMONT MOUNTAINSIDE HOSPITAL LAB - E		3			3
Kroger 387 - The Little Clinic Hubbards Lane		3			3
CLINICA HISPANIA			3	100%	3

COVID-19: testing by laboratory

Data through Apr 26, 2021 verified as of Apr 27, 2021 at 09:25 AM

Data in this report are provisional and subject to change.

The numbers in the table below represent the number of Florida and non-Florida residents for whom test results were received by the Department of Health. A person can be tested by more than one laboratory and can have both positive and negative results. **Therefore, the sum of the numbers in each column will be larger than the total number of people tested.**

Reporting lab	Inconclusive	Negative	Positive	Percent positive	Total
NEBRASKA MEDICAL CENTER			3	100%	3
JOJAN PHARMA INC		3			3
NASON HOSPITAL			3	100%	3
C19 LABS			3	100%	3
The Good Shepherd		3			3
FLORIDA MENTOR-POINT WEST CLUSTER		3			3
YORK HOSPITAL - LABORATORY			3	100%	3
IP BOISE 1		2	1	33%	3
TUFTS MEDICAL CENTER			3	100%	3
INSPIRA MEDICAL CENTER VINELAND LAB		2	1	33%	3
ALLEGHENY GENERAL HOSPITAL			3	100%	3
EAST NAPLES PEDIATRICS			3	100%	3
STRINGFELLOW MEMORIAL HOSPITAL		3			3
HELIX URGENT CARE			3	100%	3
CTRS			3	100%	3
GINKGO-IXLAYER		3			3
MEDICAL CITY DALLAS HOSPITAL			3	100%	3
MED FUSION			3	100%	3
OHIO DEPARTMENT OF HEALTH LABORATORY		2	1	33%	3
OPTUM PRIMARY CARE - SILVER LAKES			3	100%	3
SOFTLAB			3	100%	3
OMNI HEALTHCARE INC		1	2	67%	3
CLEARWATER		2	1	33%	3
VELOCITY CARE			3	100%	3
BRADENTON PHYSICIAN MEDICAL CENTER			3	100%	3
Village on the Green			3	100%	3
LEE MEMORIAL HOSPITAL BLOOD GAS LAB			3	100%	3
CVS AZ7075POCT CHANDLER		3			3
CVS IL2297144CV CHICAGO		3			3
MEDFUSION		2	1	33%	3
2412 LEBANON PIKE		2	1	33%	3
FOUR WINDS BEHAVIORAL HEALTH		3			3
MCGUFFEY HEALTH CARE CENTER INC		3			3
TRUE HEALTH – LAKE UNDERHILL		3			3
FAST PACE URGENT CARE			3	100%	3
FREDERICK MEMORIAL HOSPITAL			3	100%	3
LOYOLA UNIVERSITY MEDICAL CENTER LABORATORY			3	100%	3
Greystone Health Care Center		3			3
SIGNATURE CARE PFLUGERVILLE			3	100%	3
PHYSICIANS MEDICAL CENTER		3			3
INTERNAL MEDICINE AND WOUND CARE SPECIALIST LLC		3			3
PEDIATRICS BY THE SEA JOG RD OFFICE			3	100%	3
CVS NM7242POCT ALBUQUERQUE		3			3
CATSKILL REGIONAL MEDICAL CENTER		3			3
MEDEXPRESS-HOUSTON EAST FWY		1	2	67%	3
CVS SC5471POCT LEXINGTON		2	1	33%	3
WEST COCOA PHARMACY			3	100%	3

COVID-19: testing by laboratory

Data through Apr 26, 2021 verified as of Apr 27, 2021 at 09:25 AM

Data in this report are provisional and subject to change.

The numbers in the table below represent the number of Florida and non-Florida residents for whom test results were received by the Department of Health. A person can be tested by more than one laboratory and can have both positive and negative results. **Therefore, the sum of the numbers in each column will be larger than the total number of people tested.**

Reporting lab	Inconclusive	Negative	Positive	Percent positive	Total
FELICIDAD MEDICAL CENTER INC			3	100%	3
NEMOURS CHILDRENS PRIMARY CARE HORIZON WEST			3	100%	3
MEDEXPRESS URGENT CARE, HANOVER		2	1	33%	3
PROPATH			3	100%	3
SAVANNAH COVE		3			3
MAYO		1	2	67%	3
JS HEALTHCARE		2	1	33%	3
TAMPA INTERNATIONAL AIRPORT			3	100%	3
MONTANA PUBLIC HEALTH LAB			3	100%	3
COASTAL SKIN SURGERY AND DERMATOLOGY PL		3			3
HAMILTON MEDICAL CENTER LABORATORY		1	2	67%	3
Magnolia Health and Rehab Center			3	100%	3
SOLERA SPECIALTY PHARMACY LLC		2	1	33%	3
GONZALEZ MD AND ASWAD MD HEALTH SERVICES			3	100%	3
PRIMBIO RESEARCH INSTITUTE LLC		3			3
MANATEE URGENT CARE LLC			3	100%	3
BOONES CREEK URGENT CARE		1	2	67%	3
ACCESS 365 URGENT CARE LLC		1	2	67%	3
HALIFAX HEALTH CARE FOR WOMEN		3			3
HUMC		1	2	67%	3
CERTIVIA LABORATORIES			3	100%	3
CHEROKEE COUNTY HEALTH AND REHAB CENTER		3			3
CVS OH4359POCT HUDSON		3			3
ACL LABORATORIES INDUSTRIAL TOXICOLOGY			3	100%	3
BICKERTON, DAWN		3			3
TARRANT COUNTY PUBLIC HEALTH		3			3
AZALEALAND NURSING HOME		3			3
HOUSTON MEDICAL CENTER			3	100%	3
CVS AZ7263POCT PHOENIX		3			3
Rosedale Green		3			3
IOWA DEPARTMENT OF PUBLIC HEALTH			3	100%	3
TAMPA		1	2	67%	3
HARBORCHASE OF GAINESVILLE			3	100%	3
Kroger 592 - The Little Clinic Alexander Plaza		2	1	33%	3
ASPEN VALLEY HOSPITAL			3	100%	3
GRASSY SPRAIN PHARMACY INC		3			3
PUBLIC HEALTH TRUST OF MIAMI DADE COUNTY			3	100%	3
Domiciliary Rehab & Residential Treatment Program		3			3
PLANT CITY FAMILY CARE		3			3
CVS MA137POCT QUINCY		3			3
NEWCARE PRIMARY MEDICINE			3	100%	3
MEDEXPRESS URGENT CARE - WHEELING		2	1	33%	3
MEDEXPRESS URGENT CARE - CHERRY HILL		3			3
FAMILY CARE SPECIALISTS OF ORLANDO			3	100%	3
CVS CA9145POCT SANTEE		2	1	33%	3
MEMORIAL HERMANN CONSOLIDATED LABORATORY SERVICES			3	100%	3
PINELLAS PARK HEALTH CENTER - PINELLAS CHD		1	2	67%	3

COVID-19: testing by laboratory

Data through Apr 26, 2021 verified as of Apr 27, 2021 at 09:25 AM

Data in this report are provisional and subject to change.

The numbers in the table below represent the number of Florida and non-Florida residents for whom test results were received by the Department of Health. A person can be tested by more than one laboratory and can have both positive and negative results. **Therefore, the sum of the numbers in each column will be larger than the total number of people tested.**

Reporting lab	Inconclusive	Negative	Positive	Percent positive	Total
LEE CONVENIENT CARE AT SUMMERLIN			3	100%	3
RAJ K PAI MD PA			3	100%	3
MEDEXPRESS URGENT CARE - HACKETTSTOWN		2	1	33%	3
VIRGINIA DIVISION OF CONSOLIDATED LABORATORIES			3	100%	3
ONslow MEMORIAL HOSPITAL LABORATORY		3			3
WYOMING DEPT OF HEALTH			3	100%	3
COOPER UNIVERSITY HOSPITAL LABORATORY		2	1	33%	3
BNC Medical Investors, LLC Berrien Nursing & Rehabilitation Center		3			3
Kroger 448 - The Little Clinic Mason		3			3
SINAI POST ACUTE NURSING AND REHAB CE		3			3
WELLSTAR URGENT CARE SHALLOWFORD		1	2	67%	3
WEST TN HEALTH MED NORTH		3			3
Medilodge of Montrose		3			3
HELGEMO & LIOU PEDIATRICS			3	100%	3
320 S TRANSIT ST		3			3
HOCHBERG LOWER SCHOOL		3			3
PHYSICIANS CARE INC		1	2	67%	3
SISD EMPLOYEE HEALTH CLINIC			3	100%	3
SSM HEALTH ST LOUIS MICROBIOLOGY LABORATORY		1	2	67%	3
COVENANT PEDIATRICS		1	2	67%	3
MEDEXPRESS URGENT CARE - JEANNETTE		3			3
UHEALTH JACKSON URGENT CARE - CUTLER BAY		1	2	67%	3
NORTH CAROLINA DEPT OF HEALTH & HUMAN SRVCS STATE LAB OF PUBLIC HEALTH			3	100%	3
ORCHID COVE DAYTONA			3	100%	3
FLORIDA GASTROENTEROLOGY ASSOCIATES PA		3			3
NEMOURS CHILDREN'S URGENT CARE LAKE NONA			3	100%	3
MINUTECLINIC DIAG OF IND, LLC #5369		2	1	33%	3
LabCorp of America			3	100%	3
ALOHA HOME CARE LLC DBA ACCENTCARE HOME HEALTH OF		3			3
EVERGREEN WOODS HEALTH & REHAB CENTER		2	1	33%	3
SUPER HEALTH PHARMACY LLC		3			3
ST. LUKE'S HOSPITAL - BETHLEHEM CAMPUS		1	2	67%	3
CORNERSTONE DRUG AND GIFT INC		3			3
Glenview Terrace Nursing Center		3			3
UNITY HEALTH AND REHABILITATION CENTER			3	100%	3
MERCY HEALTH			3	100%	3
MARYWOOD NURSING CARE CENTER		3			3
Kroger 522 - The Little Clinic Gahanna		2	1	33%	3
PEACE OF MIND REHAB CENTER		3			3
Westside Terrace		3			3
THOMAS LANGLEY			3	100%	3
Lebanon VAMC		2	1	33%	3
CVS GA5637POCT VILLA RICA		3			3
BROOKDALE SENIOR LIVING			3	100%	3
SPRING LAKE REHABILITATION CENTER			3	100%	3
NEW YORK STATE DEPARTMENT OF HEALTH		1	2	67%	3
SHANDS AT LAKE SHORE LAB		1	2	67%	3

COVID-19: testing by laboratory

Data through Apr 26, 2021 verified as of Apr 27, 2021 at 09:25 AM

Data in this report are provisional and subject to change.

The numbers in the table below represent the number of Florida and non-Florida residents for whom test results were received by the Department of Health. A person can be tested by more than one laboratory and can have both positive and negative results. **Therefore, the sum of the numbers in each column will be larger than the total number of people tested.**

Reporting lab	Inconclusive	Negative	Positive	Percent positive	Total
SENTARA NORFOLK GENERAL HOSPITAL CENTRAL LAB			3	100%	3
ADVANCED MEDICAL RESEARCH CENTER LLC			3	100%	3
MAYO CLINIC BEACHES PRIMARY CARE CTR		3			3
SPARROW CENTRAL LAB			3	100%	3
CVS OK6225POCT EDMOND		3			3
Kroger 635 - The Little Clinic Dacula		3			3
CVS MO10151POCT SPRINGFIELD		2	1	33%	3
CVS MA915POCT BEVERLY		1	2	67%	3
COMMUNITY HEALTH CENTERS OF PINELLAS, INC		1	2	67%	3
MEDEXPRESS URGENT CARE - ANDERSON		3			3
EXETER HOSPITAL		3			3
CARE ATC ARLINGTON CENTRAL PARK		3			3
CVS IL8753POCT CHICAGO		3			3
Grandview Health Care Center		3			3
MC DIAGNOSTIC OF CONNECTICUT, PC #252		2	1	33%	3
BARONESS ERLANGER HOSPITAL		3			3
CAPTIAL REGIONAL MEDICAL CENTER			3	100%	3
ADRIANA M CASTRO MD PA		3			3
CVS NE8615POCT LINCOLN		2	1	33%	3
TERRACE OF ST CLOUD, THE		2	1	33%	3
DEBORAH HEART AND LUNG CENTER		3			3
CVS MI8091POCT FRASER		2	1	33%	3
Mitchell Hollingsworth Nursing and Rehab		3			3
CVS NC3514POCT STANLEY		3			3
MUNSON MEDICAL CENTER			3	100%	3
WALGREENS #05477		3			3
AVANTE INVERNESS		1	2	67%	3
SOUTHEASTERN IMMEDIATE CARE- MILLEDGEVILLE GA			3	100%	3
CCRX OF NORTH CAROLINA, LLC		2	1	33%	3
CRISP REGIONAL HOSPITAL		3			3
FLORIDA LABORATORY ANALYSIS, LLC			3	100%	3
CVS MA1945POCT HANOVER		3			3
CLARA MAASS TRANSITIONAL CARE UNIT		3			3
UNIVERSITY HEALTH SERVICES RIVER CAMPUS		2	1	33%	3
NC STATE LABORATORY OF PUBLIC HEALTH		3			3
APEX CLINICAL LABORATORIES INC		3			3
EASTSIDE MEDICAL CENTER		3			3
CARENOW-ATASCOCITA			3	100%	3
CARECENTER PHARMACY, LLC		3			3
URGENT DOC - URGENT CARE CLINIC			3	100%	3
HELIX LW UC		1	2	67%	3
CVS IN6608POCT NEW PALESTINE		1	2	67%	3
CVS SC2497POCT LEXINGTON		3			3
SUN TERRACE HEALTH CARE CENTER			3	100%	3
CVS PA371POCT PHILADELPHIA		3			3
BAPTIST PRIMARY CARE, INC.		2	1	33%	3
MIDWAY SPECIALTY CARE RX LLC		1	2	67%	3

COVID-19: testing by laboratory

Data through Apr 26, 2021 verified as of Apr 27, 2021 at 09:25 AM

Data in this report are provisional and subject to change.

The numbers in the table below represent the number of Florida and non-Florida residents for whom test results were received by the Department of Health. A person can be tested by more than one laboratory and can have both positive and negative results. **Therefore, the sum of the numbers in each column will be larger than the total number of people tested.**

Reporting lab	Inconclusive	Negative	Positive	Percent positive	Total
AUSTIN PUBLIC HEALTH			3	100%	3
Fort Gaines Health and Rehab		3			3
FLAGLER FAMILY MEDICINE PA			3	100%	3
COMMUNICABLE DISEASE CONTROL/PUBLIC HEALTH EMERGENCY PREPAREDNESS			3	100%	3
UK HEALTHCARE			3	100%	3
MEDEXPRESS URGENT CARE - RUNNEMEDE		1	2	67%	3
MEDEXPRESS URGENT CARE-SALINA, S 9TH ST		3			3
MID FLORIDA CLINICAL LABORATORY		2	1	33%	3
GEISINGER COMMUNITY MEDICAL CENTER			3	100%	3
CLINICAL CARE ASSOCIATES, INC			3	100%	3
TAYLOR MANOR		1	2	67%	3
CVS NV2989POCT NORTH LAS VEGAS		2	1	33%	3
NEMOURS CHILDRENS PRIMARY CARE MAITLAND			3	100%	3
OLYMPUS HEALTH AND PERFORMANCE			3	100%	3
CVS CT288POCT BRISTOL		2	1	33%	3
CVS NC7548POCT FUQUAY VARINA		2	1	33%	3
ISLAND NURSING HOME		2	1	33%	3
ALLIED PHYSICIANS GROUP PLLC		3			3
PROMPT CARE OF CENTRAL FLORIDA LLC			3	100%	3
SEMINOLE FAMILY HEALTH CENTER		3			3
MARION OAKS ASSISTED LIVING		3			3
ST. PETERSBURG PEDIATRICS- 38TH AVENUE			3	100%	3
FLORIDA HOSPITAL LABORATORIES		3			3
MISSISSIPPI CARE CENTER OF DEKALB LLC		3			3
JACKSONVILLE VA OPC			3	100%	3
CVS HEALTH, #5962		3			3
CONCENTRA - ORLANDO SOUTH II		3			3
DASCENA LAB			3	100%	3
ATLANTIS OUTPATIENT CENTER		3			3
EXPRESSCARE URGENT CARE CENTER			3	100%	3
Englewood Health and Rehab			3	100%	3
HOLY CITY MED URGENT CARE			3	100%	3
LUCID LABORATORY SERVICES		3			3
MEDEXPRESS URGENT CARE - TOTOWA		3			3
ADVICE FOR OPTIMAL WELLNESS, INC			3	100%	3
RAPID CITY RUGENT CARE			3	100%	3
CARTERSVILLE MEDICAL CENTER		1	2	67%	3
MEDEXPRESS URGENT CARE-WILKINS TOWNSHIP, WILLIAM PENN HIGHWAY		3			3
MEDEXPRESS URGENT CARE-VINLAND SOUTH		2	1	33%	3
MEDEXPRESS URGENT CARE-CHIPPEWA		2	1	33%	3
MINUTECLINIC DIAGNOSTIC MEDICAL		3			3
ADVENT HEALTH MEDICAL GROUP FAMILY MEDICINE			3	100%	3
Kroger 753 - The Little Clinic Goss Avenue		3			3
PATHOLOGY REFERENCE LAB LLC			3	100%	3
VA OUTPATIENT CLINIC-NEW PORT RICHEY			3	100%	3
LAHEY CLINIC MEDICAL CENTER			3	100%	3
CAREHERE LLC			3	100%	3

COVID-19: testing by laboratory

Data through Apr 26, 2021 verified as of Apr 27, 2021 at 09:25 AM

Data in this report are provisional and subject to change.

The numbers in the table below represent the number of Florida and non-Florida residents for whom test results were received by the Department of Health. A person can be tested by more than one laboratory and can have both positive and negative results. **Therefore, the sum of the numbers in each column will be larger than the total number of people tested.**

Reporting lab	Inconclusive	Negative	Positive	Percent positive	Total
PINELLAS CHD - CLEARWATER		2	1	33%	3
KIDSVILLE PEDIATRICS IV PA		1	2	67%	3
CVS CA9103POCT ESCONDIDO		3			3
AFC URGENT CARE CLEVELAND			3	100%	3
BAPTIST HEALTH SURGERY CENTER AT NORTHPOINT			3	100%	3
NEMOURS CHILDREN'S PRIMARY CARE, LONGWOOD			3	100%	3
MINUTECLINIC DIAGNOSTIC OF NEW MEXICO LLC #7552		3			3
LEGACY LABORATORY SERVICES			3	100%	3
Gracemore Nursing and Rehab		3			3
PRIMARY CARE CENTER OF LAKE CITY, THE			3	100%	3
YATES COUNTY PUBLIC HEALTH		3			3
FRESENIUS KIDNEY CARE			3	100%	3
Bainbridge Health and Rehab		3			3
CHILDREN'S HEALTHCARE OF ATLANTA AT EG		3			3
NEXTCARE WYOMING LLC			3	100%	3
SOUTH LAKE FAMILY HEALTH CENTER			3	100%	3
St. Josephs Hospital		1	2	67%	3
CVS AZ7841POCT TUCSON		3			3
NORTHSIDE HOSPITAL D/B/A ARTHRITIS		3			3
PENSACOLA MEDICAL CLINIC LLC			3	100%	3
LPG PEDIATRICS AT LEHIGH ACRES		2	1	33%	3
Overton Brooks VAMC		3			3
PEDIATRICS IN NORTH FLORIDA PA			3	100%	3
MEDEXPRESS URGENT CARE, BELLE VERNON		3			3
NATIONAL JEWISH HEALTH			3	100%	3
BLACKWATER RIVER			3	100%	3
CENTRAL DUPAGE HOSPITAL			3	100%	3
WALGREENS #11329		3			3
WELLSTAR PAULDING HOSPITAL		3			3
WOODMARK AT UPTOWN ASSISTED LIVING		3			3
MARYLAND STATE DEPT OF HEALTH	2		1	33%	3
MEDICAL CENTER OF CENTRAL GEORGIA			3	100%	3
AVALON MEDICAL GROUP		1	2	67%	3
ADVENTHEALTH WATERMAN COMMUNITY CLINIC			3	100%	3
WHOLE CHILD PEDIATRICS			3	100%	3
CVS NE8616POCT LINCOLN		1	2	67%	3
LEESBURG COMMUNITY HEALTH CENTERS			3	100%	3
CVS NH1004POCT SALEM		2	1	33%	3
SOUTH COUNTY MENTAL HEALTH CENTER INC			3	100%	3
MEDEXPRESS URGENT CARE - RICHMOND, W BROAD ST		3			3
EASTMAN HEALTHCARE & REHAB		3			3
FLORIDA MEDICAL ASSOCIATES		3			3
DOCTOR 4 U CLINIC		1	2	67%	3
BROOME COUNTY HEALTH DEPARTMENT		2	1	33%	3
SERENADES BY SONATA		1	2	67%	3
WAL-MART STORES EAST LP		2	1	33%	3
CVS CA9485POCT MISSION VIEJO		3			3

COVID-19: testing by laboratory

Data through Apr 26, 2021 verified as of Apr 27, 2021 at 09:25 AM

Data in this report are provisional and subject to change.

The numbers in the table below represent the number of Florida and non-Florida residents for whom test results were received by the Department of Health. A person can be tested by more than one laboratory and can have both positive and negative results. **Therefore, the sum of the numbers in each column will be larger than the total number of people tested.**

Reporting lab	Inconclusive	Negative	Positive	Percent positive	Total
PARRISH MEDICAL CENTER-WAIVED TESTING		3			3
CVS TX2876POCT PROSPER		3			3
EMERALD TRACE		3			3
NORTHERN LIGHT LABORATORY		1	2	67%	3
TEMPUS_LABS			3	100%	3
US SPECIALTY LABS			3	100%	3
MINUTECLINIC DIAGNOSTIC OF PA LLC		3			3
ONE MEDICAL GROUP		1	2	67%	3
ADVENTHEALTH IMAGING LAKE NONA		1	2	67%	3
CVS KS676POCT LAWRENCE		2	1	33%	3
MINUTECLINIC DIAGNOSTIC, PA		3			3
NOVA SOUTHEASTERN UNIVERSITY		2	1	33%	3
RIGHT AT HOME			3	100%	3
Manor Care-Kingston Court of York PA, LLC		3			3
PREMIER CLINICAL RESEARCH INSTITUTE INC			3	100%	3
MEMORIAL HEALTH UNIVERSITY MEDICAL CENTER			3	100%	3
ADVANCED URGENT CARE CENTER OF THE UPPER KEYS		1	2	67%	3
HOMELAND CENTER		3			3
THE DOCTORS OFFICE OF BRICK, LLC		3			3
TRISTAR WELLNESS, LLC		3			3
HEALTH SENTRY			3	100%	3
AKRON GENERAL MEDICAL CENTER MAIN		3			3
GREENTREE MEDICAL CENTER			3	100%	3
GULF COAST IMMEDIATE CARE CENTER		1	2	67%	3
MEDEXPRESS URGENT CARE - ROCKAWAY		3			3
CALLE OCHO DIALYSIS			3	100%	3
CVS TN7144POCT BARTLETT		3			3
SOUTHEAST GEORGIA HEALTH SYSTEM BRUNS		3			3
CVS OH6167POCT ASHLAND		3			3
MEDEXPRESS - WILMINGTON KIRKWOOD HIGHWAY		2	1	33%	3
MEDICAL CENTER OF THE ROCKIES			3	100%	3
MEDEXPRESS URGENT CARE - HADLEY		3			3
MINUTECLINIC, LLC #05891		2	1	33%	3
THE PATHOLOGY LABORATORY		1	2	67%	3
CVS NC2749POCT CONCORD		3			3
MEDEXPRESS URGENT CARE, HERMITAGE		1	2	67%	3
USCG ABBOTT BINAXNOW		2	1	33%	3
QUALITY LABORATORY SERVICE		2	1	33%	3
MEDEXPRESS URGENT CARE - VINELAND S MA		3			3
MINUTECLINIC DIAGNOSTIC OF TEXAS, LLC #7435		2	1	33%	3
CVS MA654POCT ACTON		3			3
ESCO DRUG CO INC		3			3
OCEAN MEDICAL CENTER		2	1	33%	3
CVS AZ1720POCT QUEEN CREEK		3			3
HEALTH AND WELLNESS URGENT CARE LLC			3	100%	3
ESTERO FIRE RESCUE		3			3
HEALTH FIRST MEDICAL GROUP			3	100%	3

COVID-19: testing by laboratory

Data through Apr 26, 2021 verified as of Apr 27, 2021 at 09:25 AM

Data in this report are provisional and subject to change.

The numbers in the table below represent the number of Florida and non-Florida residents for whom test results were received by the Department of Health. A person can be tested by more than one laboratory and can have both positive and negative results. **Therefore, the sum of the numbers in each column will be larger than the total number of people tested.**

Reporting lab	Inconclusive	Negative	Positive	Percent positive	Total
GARCIA MORALES NELSON			3	100%	3
WALGREENS NO 19542		3			3
GREATER MOBILE URGENT CARE – SPRINGHILL			3	100%	3
BOLING, STEPHANIE		3			3
NASSAU COUNTY HEALTH DEPARTMENT		3			3
GYN PATH SERVICES			3	100%	3
MEDEXPRESS URGENT CARE-BLOOMFIELD AVEN		2	1	33%	3
STARLING AT SAN JOSE			3	100%	3
WELLMED AT SOUTH STUART		2	1	33%	3
PARKLAND HEALTH & HOSPITAL			3	100%	3
CVS KY2332POCT GEORGETOWN		2	1	33%	3
CVS PHARMACY INC DBA CVS/PHARMACY #10908		3			3
HEALTH EXPRESS		3			3
WOMENS CARE FLORIDA LLC-LABORATORY		3			3
MARTIN MEDICAL CENTER INC		1	2	67%	3
EFFINGHAM HOSP, INC, DBA EFFINGHAM HEALTH		3			3
CROWNE HEALTH CARE OF FORT PAYNE		2	1	33%	3
EVENING PEDIATRICS INC		1	2	67%	3
EDITH NOURSE ROGERS MEMORIAL VAMC		3			3
BROOKDALE ALTAMONTE SPRINGS			3	100%	3
CANOPY PEDIATRICS		3			3
QUEST DIAGNOSTICS CLINICAL LABORATORIES INC		2	1	33%	3
EAST CORE LAB			3	100%	3
Kroger 571 - The Little Clinic Hendersonville		1	2	67%	3
MEDEXPRESS URGENT CARE - CEDAR KNOLLS		3			3
RICHMOND CITY DEPARTMENT OF PUBLIC HEALTH			3	100%	3
ADVANCED PEDIATRICS			3	100%	3
Huntington Health Care and Rehabilitation Center		3			3
NORTH DAKOTA DEPT OF HEALTH MICROBIOLOGY		1	2	67%	3
RENE F CEDENO DMD PA		3			3
ALLIANCE LABS @LRMC			3	100%	3
MEDEXPRESS URGENT CARE-CLOQUET		3			3
HELIX BIOMEDICS LLC			3	100%	3
LIFE CARE CENTER OF SKAGIT VALLEY		3			3
BEEBE MEDICAL CENTER LABORATORY		3			3
CVS CA9803POCT RIVERSIDE		3			3
MT CARMEL PHARMACY INC		3			3
CVS NC4169POCT FAYETTEVILLE		3			3
DOUGLASVILLE NURSING AND REHABILITATIO		3			3
LIFEGUARD AMBULANCE SERVICE LLC - BAY COUNTY			3	100%	3
HARBOUR'S EDGE		2	1	33%	3
COL CROSSROAD		1	2	67%	3
CVS IL2788POCT BUFFALO GROVE		3			3
GENDERXPRESS/PICTURE ME PERFECT IMAGING			3	100%	3
ASPIRUS WAUSAU HOSPITAL			3	100%	3
VIRGINIA DEPARTMENT OF HEALTH DIVISION OF			3	100%	3
Hackensack Univ Medical Center At Pasc		2	1	33%	3

COVID-19: testing by laboratory

Data through Apr 26, 2021 verified as of Apr 27, 2021 at 09:25 AM

Data in this report are provisional and subject to change.

The numbers in the table below represent the number of Florida and non-Florida residents for whom test results were received by the Department of Health. A person can be tested by more than one laboratory and can have both positive and negative results. **Therefore, the sum of the numbers in each column will be larger than the total number of people tested.**

Reporting lab	Inconclusive	Negative	Positive	Percent positive	Total
NORTHWELL HEALTH			3	100%	3
HILLVIEW LABORATORY			3	100%	3
UNIVERSITY OF KANSAS MEDICAL CENTER			3	100%	3
COMMUNITY MEDICAL CENTER			3	100%	3
HAMILTON COUNTY HEALTH DEPARTMENT		3			3
MEDEXPRESS URGENT CARE - TOPEKA, SW WANAMAKER RD		3			3
RIVERSIDE METHODIST HOSPITAL LAB			3	100%	3
Northpoint Lexington Healthcare		1	1	50%	2
BAPTIST HOSPITAL OF MIAMI MCI BROWARD LABORATORY			2	100%	2
DEPT OF HEALTH			2	100%	2
WE CARE HOME HEALTH SOLUTIONS LLC			2	100%	2
WELL-KEY URGENT CARE SEVIERVILLE			2	100%	2
NORTHSIDE FAMILY MEDICINE AND URGENT CARE (CUMMING)		2			2
Jersey City Medical Center		2			2
ASANTE ROGUE REGIONAL MEDICAL CENTER L		2			2
BAPTIST HOSPITAL INTERNAL MEDICINE GULF BREEZE			2	100%	2
PANCARE HEALTH - SNEADS ELEMENTARY			2	100%	2
BOND COMMUNITY HEALTH CENTER			2	100%	2
PUBLIX PHARMACY #1387		2			2
SAMARITAN PACIFIC COMMUNITIES HOSPITAL		2			2
BERNHARDT LABORATORIES INC			2	100%	2
RIVIERA BEACH INTEGRATED CARE INC			2	100%	2
CIRRUS DX			2	100%	2
MEDEXPRESS URGENT CARE, MOSSIDE		2			2
STOP URGENT CARE			2	100%	2
BEAUFORT MEMORIAL			2	100%	2
PIEDMONT MOUNTAINSIDE HOSPITAL LABORAT		2			2
ADVENT HEALTH - OWASA			2	100%	2
JRS LABORATORY			2	100%	2
ENCOMPASS HEALTH REHABILITATION HOSPI		2			2
COASTAL PEDIATRIC CARE			2	100%	2
METHODIST MANSFIELD MEDICAL CENTER			2	100%	2
JEFFERSON WASHINGTON TOWNSHIP HOSPITAL		2			2
SPARTANBURG REGIONAL MEDICAL CENTER			2	100%	2
NEW YORK CITY CENTRAL COVID			2	100%	2
CHESTERFIELD HEALTHCARE GROUP, INC		2			2
GULF COAST MEDICAL CENTER RESPIRATORY CARE			2	100%	2
ALL PEDIATRIC CARE PA			2	100%	2
MANSFIELD MEDICAL LODGE			2	100%	2
STUDENT HEALTH SERVICES			2	100%	2
SOUTHERN SURGICAL ARTS		2			2
ADVENTHEALTH IMAGING PARTIN SETTLEMENT			2	100%	2
NEW BRIDGE MEDICAL CENTER		2			2
GSM OCED Subsection			2	100%	2
AMEDISYS HOME HEALTH OF GREENVILLE			2	100%	2
UPSON REGIONAL MEDICAL CENTER		1	1	50%	2
Van Wert Manor		2			2

COVID-19: testing by laboratory

Data through Apr 26, 2021 verified as of Apr 27, 2021 at 09:25 AM

Data in this report are provisional and subject to change.

The numbers in the table below represent the number of Florida and non-Florida residents for whom test results were received by the Department of Health. A person can be tested by more than one laboratory and can have both positive and negative results. **Therefore, the sum of the numbers in each column will be larger than the total number of people tested.**

Reporting lab	Inconclusive	Negative	Positive	Percent positive	Total
HANOVER ENDOSCOPY CENTER		2			2
GOLDSTEIN			2	100%	2
STEWART ST ELIZABETH MEDICAL CENTER			2	100%	2
SUNCOAST BLOOD BANK			2	100%	2
CALIFORNIA DIVISION OF COMMUNICABLE DISEASE CONTROL			2	100%	2
UTMB PATHOLOGY CLINICAL SERVICES LABORATORY			2	100%	2
ROCKWALL URGENT CARE			2	100%	2
SCHEURER HOSPITAL		2			2
GULF COAST REGIONAL MEDICAL CARE		2			2
Wetumpka Health and Rehab, LLC		2			2
Henry County Health and Rehabilitation		2			2
ASHLEY PEDIATRICS			2	100%	2
CORNERSTONE MEDICAL CARE OF BRANDON		2			2
TALLAHASSEE MEMORIAL HEALTHCARE FAMILY MED RESIDENCY			2	100%	2
ASSOCIATES IN INTERNAL MEDICINE PA			2	100%	2
BAYMEADOWS PRIMARY CARE		2			2
TMH EC NORTHEAST LABORATORY			2	100%	2
TWELVE OAKS RECOVERY CENTER			2	100%	2
Cedar Valley Nursing & Rehab Center		2			2
NORTH MANATEE HEALTH CARE CENTER			2	100%	2
Walgreens #12427		1	1	50%	2
APPLECARE VALDOSTA			2	100%	2
NORTON IMMEDIATE CARE CENTER - PRESTON			2	100%	2
AMERICAN RESEARCH CENTERS OF FLORIDA			2	100%	2
MEDEXPRESS URGENT CARE - O'FALLON		2			2
CHILDREN'S MEDICAL CENTER-EAST ORLANDO			2	100%	2
CARE ATC SUN HYDRAULICS TALLAVAST			2	100%	2
BAPTIST HEALTH PRIMARY CARE AT DORAL			2	100%	2
PROSPECT URGENT CARE			2	100%	2
WURLAND NURSING AND REHABILITATION, L		2			2
CVS MA335POCT RAYNHAM		2			2
MEMORIAL HOSPITAL WEST			2	100%	2
Kroger 853 - The Little Clinic East Broad Street		2			2
MERCY HEALTH LAB		1	1	50%	2
PRECISION CLINICAL RESEARCH			2	100%	2
NLC LABS			2	100%	2
INTERNAL MEDICINE SPECIALISTS MEDICAL GROUP, PA		2			2
STUART SURGERY CENTER, LLC			2	100%	2
LINIL VISITING NURSES, INC		2			2
ORLANDO LUTHERAN TOWERS		1	1	50%	2
NORTHSIDE FAMILY MEDICINE AND URGENT CARE (EAST COBB)		2			2
TEQUESTA FAMILY MEDICAL CENTER LLC			2	100%	2
WISCONSIN STATE LABORATORY OF HYGIENE		1	1	50%	2
MARTINSBURG VAMC		2			2
LIFT HEALTH		2			2
PEACE RIVER MEDICAL CENTER		2			2
SWEDISH COVENANT HOSPITAL			2	100%	2

COVID-19: testing by laboratory

Data through Apr 26, 2021 verified as of Apr 27, 2021 at 09:25 AM

Data in this report are provisional and subject to change.

The numbers in the table below represent the number of Florida and non-Florida residents for whom test results were received by the Department of Health. A person can be tested by more than one laboratory and can have both positive and negative results. **Therefore, the sum of the numbers in each column will be larger than the total number of people tested.**

Reporting lab	Inconclusive	Negative	Positive	Percent positive	Total
ORCHARD LABORATORIES			2	100%	2
COMPLETE HEALTH MEDICAL CENTER			2	100%	2
U OF MIAMI MILLER SCHOOL OF MEDICINE			2	100%	2
PUBLIX PHARMACY #1092		2			2
SALEM VAMC		2			2
SYNEOS HEALTH			2	100%	2
Walgreens #10207		2			2
GET WELL EXPRESS URGENT CARE & WALK-IN CLINIC			2	100%	2
PRIMARY CARE SERVICES AT EDGEWATER		2			2
Buena Vista Care Center		2			2
UNITY LONGPOND		2			2
Crowne Health Care of Mobile		2			2
WEST HOUSTON MEDICAL CENTER			2	100%	2
Cypress Cove Center		2			2
Kroger 549 - The Little Clinic Clinton Highway		2			2
BAPTIST HEALTH MEDICAL PLAZA			2	100%	2
BAYLOR COLLEGE OF MEDICINE			2	100%	2
Greystone Nursing and Rehab, LLC			2	100%	2
LAKEVIEW HEALTH CARE SYSTEM LLC			2	100%	2
MATHER HOSPITAL			2	100%	2
CVS NJ2369POCT JACKSON		2			2
DESERT HOSPITAL/CPHU CLINICAL LABORATORY			2	100%	2
ATHENA CARE RESOURCES LLC		2			2
CVS NV5942POCT LAS VEGAS		2			2
FALCON HEALTH CENTER			2	100%	2
DMC UNIVERSITY LABORATORIES		1	1	50%	2
FALMOUTH HOSPITAL		1	1	50%	2
FASTCARE LLC			2	100%	2
ROPER HOSPITAL			2	100%	2
ST. JOSEPH REGIONAL MEDICAL CENTER			2	100%	2
CVS MA1179POCT HUDSON		1	1	50%	2
NEMOURS CHILDREN'S PRIMARY CARE OF VERO BEACH			2	100%	2
TRICORE REFERENCE LABORATORY		1	1	50%	2
NATIONWIDE LABORATORY SERVICES		1	1	50%	2
BETHESDA HOSPITAL			2	100%	2
ADVENTHEALTH CENTRA CARE POINCIANA			2	100%	2
PEDIATRIC HEALTH CARE		1	1	50%	2
FLORIDA PRIMARY CARE CENTER PA		2			2
CONCENTRA - PLANT CITY		2			2
SUNBRIDGE CARE & REHAB FOR DECATUR		2			2
Kroger 667 - The Little Clinic Litchfield Park		2			2
Kroger 739 - The Little Clinic La Grange Road		2			2
HAWAII DEPARTMENT OF HEALTH			2	100%	2
DURAND SENIOR CARE & REHAB CENTER		2			2
WELLSTAR DOUGLAS HOSPITAL LABORATORY		2			2
Walgreens #9890		2			2
PRIMACARE MEDICAL LAKEWOOD			2	100%	2

COVID-19: testing by laboratory

Data through Apr 26, 2021 verified as of Apr 27, 2021 at 09:25 AM

Data in this report are provisional and subject to change.

The numbers in the table below represent the number of Florida and non-Florida residents for whom test results were received by the Department of Health. A person can be tested by more than one laboratory and can have both positive and negative results. **Therefore, the sum of the numbers in each column will be larger than the total number of people tested.**

Reporting lab	Inconclusive	Negative	Positive	Percent positive	Total
AMERICAN MEDICAL LABORATORIES			2	100%	2
MISSION HOSPITAL REGIONAL MEDICAL CENTER			2	100%	2
EXCUSED ABSENCE PLLC		2			2
UNIVERSITY OF MN MEDICAL CENTER EAST CAMPUS			2	100%	2
JOHN D. ARCHBOLD MEM. HOSPITAL			2	100%	2
Kroger 407 - The Little Clinic Lexington		1	1	50%	2
PHYSICIANS LABORATORY SERVICES			2	100%	2
HERITAGE CARE AND REHABILITATION CENTE		2			2
MEDLOGIC, LLC		2			2
CVS IL8744POCT BROOKFIELD		2			2
FORT MYERS NORTH DIALYSIS		1	1	50%	2
BAYFRONT CARDIOVASCULAR ASSOCIATES		1	1	50%	2
MEDEXPRESS URGENT CARE PENNSVILLE		2			2
LIFETIME FAMILY URGENT CARE			2	100%	2
PALOS COMMUNITY HOSPITAL LABORATORY			2	100%	2
Kroger 096 - The Little Clinic Orchard and Holly		2			2
MAWD PATHOLOGY GROUP			2	100%	2
ADVENT HEALTH CENTRAL TEXAS		1	1	50%	2
Kroger 519 - The Little Clinic Georgesville Square		2			2
VENETIAN GARDENS		2			2
COVANCE			2	100%	2
PATIENT FIRST			2	100%	2
Bethel Lutheran Home		2			2
SIGNATURE CARE LEWISVILLE-EMERGENCY CENTER		1	1	50%	2
CHARLOTTE COUNTY HEALTH DEPARTMENT			2	100%	2
PUBLIX PHARMACY #1048		2			2
UWMC MONTLAKE DEPT OF LAB MED			2	100%	2
MINUTECLINIC LLC #3351			2	100%	2
RAPID URGENT CARE - ALBANY			2	100%	2
INNOVATIVE CARE II LLC			2	100%	2
MEMORIAL SLOAN KETTERING CANCER CENTER		1	1	50%	2
MEDAILLE COLLEGE WELLNESS CENTER		2			2
Q ALL CARE MEDICAL PC		2			2
ABSOLUTE CAREGIVERS HOME HEALTH AGENCY INC			2	100%	2
INTEGRITY CLINICAL RESEARCH CENTER INC		1	1	50%	2
AEGIS MEDICAL GROUP LLC			2	100%	2
Douglas County Health Center		2			2
VA Ann Arbor HCS		1	1	50%	2
AGILE URGENT CARE			2	100%	2
Manorcare Health Services - Williamsport South		2			2
LAB PLUS, LLC			2	100%	2
WALGREENS #09304		1	1	50%	2
ENCOMPASS HEALTH HOME HEALTH		1	1	50%	2
MOBILE COUNTY HEALTH DEPARTMENT		1	1	50%	2
INA		1	1	50%	2
NAVAL BRANCH MEDICAL CLINIC			2	100%	2
EASTLAKE MEDICAL CENTER		2			2

COVID-19: testing by laboratory

Data through Apr 26, 2021 verified as of Apr 27, 2021 at 09:25 AM

Data in this report are provisional and subject to change.

The numbers in the table below represent the number of Florida and non-Florida residents for whom test results were received by the Department of Health. A person can be tested by more than one laboratory and can have both positive and negative results. **Therefore, the sum of the numbers in each column will be larger than the total number of people tested.**

Reporting lab	Inconclusive	Negative	Positive	Percent positive	Total
FRESENIUS KIDNEY CARE SOUTH ST PETERSBURG			2	100%	2
CHRISTUS SPOHN HOSPITAL			2	100%	2
MEDPOST - NORTH DALLAS			2	100%	2
BLOSSOMS ASSISTED LIVING 1 LLC			2	100%	2
ONslow COUNTY HEALTH DEPARTMENT			2	100%	2
CENTRAL FLORIDA FAMILY HEALTH CENTER		2			2
EXPRESS CARE WALK-IN CLINIC			2	100%	2
UT AUSTIN UNIVERSITY HEALTH SERVICES			2	100%	2
St. Luke's Care Center		2			2
MEDEXPRESS URGENT CARE - LINKHORNE		2			2
Fairhaven Retirement Community		2			2
JACKSON LABORATORY OF GENOMIC MEDICINE		2			2
CITRUS DERMATOLOGY			2	100%	2
MEDEXPRESS URGENT CARE - SPRINGDALE, S 40TH STREET		2			2
Southern Pines Healthcare Center		1	1	50%	2
APPLING NURSING & REHABILITATION PAVIL		2			2
SPRING HILL REGIONAL HOSPITAL			2	100%	2
Manorcare Health Services West Reading North		2			2
Robert Cranfield			2	100%	2
WALGREENS #13605		2			2
PLAINS REGIONAL MEDICAL CENTER		2			2
JERSEY IRISH MEDICAL		2			2
ADVANTA ANALYTICAL LABORATORIES			2	100%	2
KAP MEDICAL GROUP, LLC			2	100%	2
BELLIN HOSPITAL			2	100%	2
CREATIVE HEALTH CENTER			2	100%	2
Good Samaritan Society-Blackduck		1	1	50%	2
FLORIDA DEPARTMENT OF HEALTH IN LEE COUNTY		1	1	50%	2
BENEVA LAKES ASSISTED LIVING CENTER			2	100%	2
SUNSHINE PHARMACY		2			2
Timber Ridge Health Care Center			2	100%	2
PBSO HEALTH AND WELLNESS CENTER			2	100%	2
FLORIDA SCHOOL FOR THE DEAF & BLIND			2	100%	2
Tidelands Health Rehabilitation Hospital			2	100%	2
COLONIAL VILLA GOOD SAMARITAN CENTER		2			2
Kroger 745 - The Little Clinic Somerset		2			2
TWIN LAKES REHAB & HEALTHCARE		2			2
Walgreens #7156			2	100%	2
PINARD HOME HEALTH SERVICES INC			2	100%	2
CVS TX4794POCT ARLINGTON		2			2
ManorCare Rehab Center of Marietta		2			2
Luther Acres Manor		2			2
Kroger 328 - The Little Clinic Henderson Road		2			2
INTEAM HEALTH, INC.			2	100%	2
Absolut Care at Three Rivers		2			2
87TH MEDICAL GROUP – MCGUIRE AMBULATORY CARE FACILITY		2			2
PTC LABORATORIES			2	100%	2

COVID-19: testing by laboratory

Data through Apr 26, 2021 verified as of Apr 27, 2021 at 09:25 AM

Data in this report are provisional and subject to change.

The numbers in the table below represent the number of Florida and non-Florida residents for whom test results were received by the Department of Health. A person can be tested by more than one laboratory and can have both positive and negative results. **Therefore, the sum of the numbers in each column will be larger than the total number of people tested.**

Reporting lab	Inconclusive	Negative	Positive	Percent positive	Total
VISITING PHYSICIANS OF THE TREASURE COAST LLC			2	100%	2
ManorCare Health Services Peters Township		2			2
Beth Sholom Home of Eastern Virginia		1	1	50%	2
MAYO CLINIC GROUP PRACTICE LABORATORY			2	100%	2
CARINGPLUS HOMECARE LLC		1	1	50%	2
WHITESANDS OUTPATIENT TREATMENT		2			2
HCR MANOR CARE SERVICES OF FLORIDA III INC		2			2
INTEGRATED REGIONAL LABS			2	100%	2
MEASE MANOR MEMORY CARE		2			2
AMERICAN FAMILY CARE URGENT CARE		1	1	50%	2
SHANDS JACKSONVILLE CLINICAL CENTER		1	1	50%	2
SUMMERFIELD RETIREMENT LIVING, INC			2	100%	2
DUBOIS CONTINUUM OF CARE COMMUNITY INC		2			2
TULANE MEDICAL CENTER			2	100%	2
MERCY MEDICAL CENTER INC		1	1	50%	2
CAROLINAS HEALTHCARE SYSTEM LAB			2	100%	2
CQUENTIA NGS, LLC			2	100%	2
JFK MEDICAL CENTER LABORATORY DEPT		2			2
VALUE DRUGS GREENLAWN INC		2			2
MINUTECLINIC DIAGNOSTIC, PA #10252		2			2
John L. McClellan Memorial Veterans Hospital		2			2
TSALI CARE CENTER		2			2
OHSU LABORATORY SERVICES		2			2
GILA REGIONAL MEDICAL CENTER		2			2
DOCTOR'S IN-HOUSE LAB/COMMUNITY HEALTH CENTERS OF PINELLAS - JOHNNIE R			2	100%	2
TEMPLE UNIVERSITY HOSPITAL			2	100%	2
ARCPPOINTLABS OF VIRGINIA BEACH		1	1	50%	2
GREEN BAY BLIZZARD OFFICE		2			2
WARE EXPRESS CARE			2	100%	2
MEDEXPRESS URGENT CARE - WICHITA, N MAIZE RD		1	1	50%	2
MI Nursing Restorative Center		2			2
CVS M05724POCT KANSAS CITY		2			2
CORNELIA REDDY URGENT CARE		2			2
WALGREENS AGUADILLA (ST 177)		2			2
HAMPTON VAMC		2			2
Piney Grove Nursing and Rehabilitation Center		2			2
CVS AZ5477POCT SURPRISE		2			2
Durham VAMC		2			2
SENECA HEALTH CARE CENTER		2			2
OAKBRIDGE TERRACE AT SAE			2	100%	2
VIRGINIA DEPT OF HEALTH OFFICE OF EPIDEMIOLOGY			2	100%	2
MEMORIAL HEALTH SYSTEM		1	1	50%	2
Edinboro Manor		2			2
WEAKLEY COUNTY REHAB AND NURSING CENTER		2			2
MEDEXPRESS URGENT CARE - LINCOLN		2			2
MIAMI DADE MEDICAL RESEARCH INSTITUTE			2	100%	2
METHODIST HEALTHCARE - MEMPHIS HOSP		2			2

COVID-19: testing by laboratory

Data through Apr 26, 2021 verified as of Apr 27, 2021 at 09:25 AM

Data in this report are provisional and subject to change.

The numbers in the table below represent the number of Florida and non-Florida residents for whom test results were received by the Department of Health. A person can be tested by more than one laboratory and can have both positive and negative results. **Therefore, the sum of the numbers in each column will be larger than the total number of people tested.**

Reporting lab	Inconclusive	Negative	Positive	Percent positive	Total
Jackson Health Care Facility			2	100%	2
DAYTON CHILDRENS HOSPITAL LAB			2	100%	2
Kroger 647 - The Little Clinic Newnan Crossings		1	1	50%	2
PALMETTO BAY MEDICAL CENTER		1	1	50%	2
BIOMAT USA			2	100%	2
MCCALLIE SCHOOL-STUDENT HEALTH CENTER		2			2
Stillwater Healthcare		2			2
MANISTEE COUNTY MEDICAL CARE FACILITY		2			2
MEDCARE		2			2
DIGESTIVE DISEASE CARE PC		2			2
HEAD 2 TOE PEDIATRICS, PLLC		1	1	50%	2
TRINITY DIALYSIS			2	100%	2
MADISON HOSPITAL LABORATORY			2	100%	2
HOLY TRINITY PHARMACY LLC		2			2
VALLEY BAPTIST MEDICAL CENTER: BROWNSVILLE			2	100%	2
THE MEDICAL CENTER			2	100%	2
IM&P WELLNES CENTER			2	100%	2
CIGNA GATEWAY			2	100%	2
MEDEXPRESS URGENT CARE - OMAHA N 72 ST		2			2
MEDEXPRESS URGENT CARE - BENTON		2			2
FHPG SURGICAL ASSOCIATES OF EAST PASCO			2	100%	2
MEMORIAL HOSPITAL OF SOUTH BEND			2	100%	2
CVS OH2540POCT HILLIARD		2			2
NSUH AT SYOSSET		2			2
VELOCITY URGENT CARE			2	100%	2
BROOKSVILLE DIALYSIS			2	100%	2
INTERNAL MEDICINE ASSOCIATES-DUNELLON			2	100%	2
LABRADOR PRIMARY CARE CENTER			2	100%	2
INSPIRE HEALTHCARE CENTER			2	100%	2
MEDEXPRESS URGENT CARE - LODI		2			2
IN AND OUT URGENT CARE			2	100%	2
US LABS		2			2
BEREA URGENT CARE			2	100%	2
COOPER CLINIC			2	100%	2
OAKMONT OF UNION SC, LLC		2			2
MEDEXPRESS URGENT CARE - ROSS TOWNSHIP		2			2
ADVANCED MEDICAL CARE			2	100%	2
ULTIMATE KIDNEY CARE			2	100%	2
HMH HOSPITALS CORPORATION		2			2
NYU LANGONE HUNTINGTON MEDICAL GROUP		2			2
CVS IN6611POCT INDIANAPOLIS		1	1	50%	2
POMERENE HOSPITAL			2	100%	2
HOPE HEALTH & WELLNESS		2			2
VAULT HEALTH			2	100%	2
HEALTH PARTNERS REGIONAL HOSPITAL			2	100%	2
HOLSTON MEDICAL GROUP		2			2
UT PATH			2	100%	2

COVID-19: testing by laboratory

Data through Apr 26, 2021 verified as of Apr 27, 2021 at 09:25 AM

Data in this report are provisional and subject to change.

The numbers in the table below represent the number of Florida and non-Florida residents for whom test results were received by the Department of Health. A person can be tested by more than one laboratory and can have both positive and negative results. **Therefore, the sum of the numbers in each column will be larger than the total number of people tested.**

Reporting lab	Inconclusive	Negative	Positive	Percent positive	Total
Green Mountain Nursing and Rehabilitation		2			2
Advanced Rehabilitation and Healthcare of Wichita Falls		2			2
CVS MI8287POCT MACOMB		2			2
MC MEDICAL			2	100%	2
WyndRidge Health & Rehabilitation		2			2
Sevierville Health and Rehabilitation		2			2
FLORIDA MEDICAL CLINIC, LLC			2	100%	2
VILLAGES HEALTH SYSTEM, LLC, THE			2	100%	2
MED-LAKE LABORATORY, LLC			2	100%	2
URGENT CARE AND SURGERY CENTER			2	100%	2
BRENTWOOD AT FORE RANCH			2	100%	2
AUGUSTA HEALTH SKILLED CARE			2	100%	2
BOND & STEELE CLINIC, PA			2	100%	2
A PATTERN MEDICAL CLINIC		2			2
SPECIALTY LABORATORIES			2	100%	2
CVS MO8581POCT BLUE SPRINGS		1	1	50%	2
MEDEXPRESS URGENT CARE - NUTLEY		2			2
MEDICAL ASSOCIATES OF BREVARD LLC		1	1	50%	2
PM PEDIATRICS OF BAYSIDE PLLC - BELLER		2			2
WISE HEALTH SYSTEM		1	1	50%	2
UW HOSPITAL AND CLINICS		1	1	50%	2
EAST CENTRAL REGIONAL HOSPITAL GRACEWO		2			2
COLUMBIA COTTAGE		2			2
RABI SINHA, MD		2			2
QUALITY URGENT CARE CENTER		1	1	50%	2
Hartwell Health and Rehabilitation		2			2
MERCY CONVENIENT CARE			2	100%	2
PUTNAM COUNTY PUBLIC HEALTH UNIT		2			2
CSS- TWELVE OAKS			2	100%	2
ALABAMA REFERENCE LAB			2	100%	2
CVS MA929POCT FRANKLIN		2			2
CVS NC2297335CV GREENSBORO		2			2
TEXAS HEALTH CARE			2	100%	2
MANASOTA PEDIATRICS			2	100%	2
MAJESTIC GUARDIANS			2	100%	2
Iowa Veterans Home		2			2
CLEMENT J ZABLOCKI VAMC		2			2
WALGREENS #06583		2			2
PruittHealth Lakehaven		2			2
Workmens Circle Multicare Center		2			2
PRIMARY HEALTH CARE ASSOCIATES INC			2	100%	2
CARELINE PHARMACY AND HEALTHCARE SERVICES		1	1	50%	2
RENFREW CENTERS INC		2			2
VIBRA HEALTH LABORATORY			2	100%	2
CHOTA COMMUNITY HEALTH SERVICES		1	1	50%	2
SENTARA NORFOLK GENERAL HOSPITAL			2	100%	2
Kroger 686 - The Little Clinic Farragut		2			2

COVID-19: testing by laboratory

Data through Apr 26, 2021 verified as of Apr 27, 2021 at 09:25 AM

Data in this report are provisional and subject to change.

The numbers in the table below represent the number of Florida and non-Florida residents for whom test results were received by the Department of Health. A person can be tested by more than one laboratory and can have both positive and negative results. **Therefore, the sum of the numbers in each column will be larger than the total number of people tested.**

Reporting lab	Inconclusive	Negative	Positive	Percent positive	Total
MOUNT SINAI MEDICAL CENTER OF FLORIDA, INC			2	100%	2
GUARDIAN HOME CARE OF CENTRAL GEORGIA		2			2
BAY CORRECTIONAL AND REHABILITATION FACILITY			2	100%	2
First Care Living Center/Essentia Health			2	100%	2
MILLERSVILLE UNIVERSITY HEALTH SERVICE		2			2
WALGREENS NO 10512		1	1	50%	2
LIFEGUARD AMBULANCE SERVICE LLC, TEXAS			2	100%	2
SOMA MEDICAL CENTER P.A. #4			2	100%	2
FL DEPT OF HEALTH MARION COUNTY MOBILE HEALTH UNIT			2	100%	2
AFC PHYSICIANS OF FLORIDA, PA			2	100%	2
HARTFORD HEALTH CARE & REHABILITATION			2	100%	2
ELMHURST MEMORIAL HOSPITAL			2	100%	2
Kroger 596 - The Little Clinic Brentwood		2			2
VITAL CARE CLINIC, LLC			2	100%	2
LEHIGH MEDICAL AND RESEARCH CENTER, INC			2	100%	2
ALLSTATE HEALTH SERVICES, INC		2			2
MASSENA HOSPITAL LABORATORY		2			2
Eugene J. Towbin Healthcare Center		2			2
NEVADA DEPARTMENT OF HEALTH AND HUMAN SERVICES			2	100%	2
BOSTON PUBLIC HEALTH COMMISSION			2	100%	2
CVS MINUTE CLINIC #5836		2			2
Kroger 101 - The Little Clinic Hill Top		2			2
METHODIST SPECIALTY CARE CENTER		2			2
Waycross Health and Rehabilitation		2			2
The Grand Rehabilitation & Nursing Utica		2			2
Warren Center for Rehabilitation and Nursing		2			2
CLINICAL REFERENCE LABORATORY, INC		2			2
INTERMOUNTAIN MEDICAL CENTER			2	100%	2
COASTAL MEDICAL LAB			2	100%	2
MEDEXPRESS URGENT CARE - DERBY N ROCK		2			2
DOWN HOME MEDICAL			2	100%	2
THE FOUNTAIN AT BOCA CIEGA BAY		2			2
LAWRENCE GENERAL HOSPITAL			2	100%	2
ST ANTHONY COMMUNITY HOSPITAL LAB		1	1	50%	2
HERITAGE VILLAGE REHAB & SKILLED NURSI		2			2
NIAGARA APOTHECARY INC		2			2
Walgreens #5065		2			2
OUR LADY OF THE LAKE REGIONAL MEDICAL CENTER			2	100%	2
JUST BELIEVE RECOVERY CENTER			2	100%	2
ACN PHYSICIANS GROUP CORP			2	100%	2
INN AT LAPOSADA,THE			2	100%	2
LEXINGTON PLACE			2	100%	2
BUCKINGHAM PAVILION INC		2			2
KANSAS CITY VA MEDICAL CENTER			2	100%	2
MELBOURNE URGENT CARE			2	100%	2
PRECISION DIAGNOSTIC INC		2			2
BROOKDALE PALM BEACH GARDENS			2	100%	2

COVID-19: testing by laboratory

Data through Apr 26, 2021 verified as of Apr 27, 2021 at 09:25 AM

Data in this report are provisional and subject to change.

The numbers in the table below represent the number of Florida and non-Florida residents for whom test results were received by the Department of Health. A person can be tested by more than one laboratory and can have both positive and negative results. **Therefore, the sum of the numbers in each column will be larger than the total number of people tested.**

Reporting lab	Inconclusive	Negative	Positive	Percent positive	Total
CARENOW LENEXA			2	100%	2
OSF SAINT FRANCIS MEDICAL CENTER			2	100%	2
Lenawee Medical Care Facility		2			2
MOBILE HEALTH LABS LLC			2	100%	2
MEDEXPRESS URGENT CARE - LINCOLN VILLA		2			2
RMC BROOKHOLLOW MED AESTHETICS INC		2			2
Kroger 687 - The Little Clinic Sugar Hill		1	1	50%	2
PM PEDIATRICS OF SELDEN, PLLC		2			2
ST. ELIZABETH HEALTHCARE			2	100%	2
ROBERTS WESLEYAN COLLEGE HEALTH CENTE		2			2
CHNJ		2			2
FIRST PREVENTION AND DIALYSIS CENTER LLC			2	100%	2
MEASE COUNTRYSIDE HOSPITAL CARDIAC REH			2	100%	2
BRANDYWYNE HEALTH CARE CENTER			2	100%	2
NORTHEAST FLORIDA HEALTH SERVICES, INC DBA FAMILY HEALTH SOURCE			2	100%	2
MEDSTAR HARBOR HOSPITAL			2	100%	2
BLANCHARD VALLEY HOSPITAL LABORATORY			2	100%	2
WILCOX MEDICAL CENTER-ALMA COLLEGE		2			2
CVS NC6633POCT FAYETTEVILLE		2			2
MIRAMAR KIDNEY CENTER		1	1	50%	2
MINUTECLINIC MINUTECLINIC #4978		1	1	50%	2
Northport VAMC		2			2
WALGREENS - STORE #9479		2			2
SCIENTIFIC LABORATORY COMPANY		2			2
CVS MA2600POCT WEYMOUTH		1	1	50%	2
DEVLAB, LLC			2	100%	2
VALUE DRUGS BRONXVILLE INC		2			2
Covington Care Nursing and Rehabilitation		2			2
CROSSROADS			2	100%	2
The Friendly Home		2			2
SOWAL HEALTH & DRUG			2	100%	2
SOUTH TAMPA AFTER HOURS CLINIC			2	100%	2
MEDEXPRESS URGENT CARE - BROOKHAVEN		2			2
COLD SPRING HILLS CENTER FOR NURSING A		2			2
Alden Des Plaines			2	100%	2
MINUTECLINIC DIAGNOSTIC OF KANSAS, PC		2			2
SKY LAKES MEDICAL CENTER		2			2
FLORIDA KEYS PED & ADOLES CTR			2	100%	2
SHERIDAN AT HOBE SOUND, THE			2	100%	2
MASSACHUSETTS DEPARTMENT OF HEALTH			2	100%	2
DAVENPORT PEDIATRICS CLERMONT			2	100%	2
Harbor House		2			2
Life Care Center of Elyria		2			2
KJ MEDICAL PRACTICE PC		2			2
University Center East			2	100%	2
Church Creek SNF			2	100%	2
ANDERSON COUNTY HOSPITAL			2	100%	2

COVID-19: testing by laboratory

Data through Apr 26, 2021 verified as of Apr 27, 2021 at 09:25 AM

Data in this report are provisional and subject to change.

The numbers in the table below represent the number of Florida and non-Florida residents for whom test results were received by the Department of Health. A person can be tested by more than one laboratory and can have both positive and negative results. **Therefore, the sum of the numbers in each column will be larger than the total number of people tested.**

Reporting lab	Inconclusive	Negative	Positive	Percent positive	Total
LARKIN COMMUNITY HOSPITAL PALM SPRINGS CAMPUS		1	1	50%	2
CVS – MINUTECLINIC			2	100%	2
VOLUNTEERS OF AMERICA OF FLORIDA			2	100%	2
THE HOSPITAL OF PROVIDENCE EMERGENCY ROOM			2	100%	2
Tuscola County Medical Care Community		2			2
HOLY FAMILY MEDICAL CENTER		1	1	50%	2
MID-FLORIDA HEMATOLOGY AND ONCOLOGY CENTERS		2			2
PREMIER FAMILY CARE I, INC			2	100%	2
NEMOURS CHILDREN'S PRIMARY CARE THE VILLAGES		2			2
NOVA SOUTHEASTERN UNIVERSITY - STUDENT MEDICAL CTR			2	100%	2
HAILE MEDICAL GROUP PA		2			2
ONTARIO COUNTY PUBLIC HEALTH		2			2
MORRISTOWN MEMORIAL HOSPITAL		2			2
SOUTH DAKOTA DEPARTMENT OF HEALTH		2			2
ALVERNO CLINICAL LABORATORIES			2	100%	2
ALBUQUERQUE - AMG SPECIALTY HOSPITAL		2			2
FLORIDA MEDICAL CLINIC IM LUTz			2	100%	2
ANNE ARUNDEL MEDICAL CENTER			2	100%	2
HEALTH NETWORK			2	100%	2
AHC Forest cove		2			2
PEACEHEALTH CENTRAL		2			2
RADEAS			2	100%	2
WARD MEMORIAL HOSPITAL		2			2
PREVENTIVE HEALTH PARTNERS I L S C		2			2
ACCESS MEDICAL GROUP OF FLORIDA CITY			2	100%	2
NORTH OKALOOSA PHYSICIAN GRP - WALK IN CLINIC			2	100%	2
OAKMONT EAST- GREENVILLE SC, LLC		2			2
EXPRESS CARE OF LEESBURG			2	100%	2
HERNANDO CHILDREN'S			2	100%	2
URGENTMED PLANTATION			2	100%	2
ST VINCENT'S AMBULATORY CARE INC			2	100%	2
ALCALA PHARMACEUTICALS			2	100%	2
CVS NE5863POCT OMAHA		1	1	50%	2
MAIN STREET MEDICAL CENTERS		2			2
FLORIDA MEDICAL CLINIC CARDIOLOGY-ZH			2	100%	2
PORTAGE MEDICAL CENTER			2	100%	2
RRMC CREEKSIDE LAB		2			2
NORTHWEST MEDICAL CENTER LABORATORY		2			2
PALM BAY COMMUNITY OUTPATIENT CLINIC		2			2
WOODHILLS LABS			2	100%	2
PALM MEDICAL CENTER - PLANT CITY□		2			2
PALMETTO FAMILY HEALTH CENTER			2	100%	2
IN & OUT URGENT CARE METAIRIE			2	100%	2
RAINY LAKE MEDICAL CENTER			2	100%	2
OSF ST JOSEPH MEDICAL CENTER			2	100%	2
HUMILITY OF MARY HEALTH PARTNERS			2	100%	2
STATE OF FLORIDA			2	100%	2

COVID-19: testing by laboratory

Data through Apr 26, 2021 verified as of Apr 27, 2021 at 09:25 AM

Data in this report are provisional and subject to change.

The numbers in the table below represent the number of Florida and non-Florida residents for whom test results were received by the Department of Health. A person can be tested by more than one laboratory and can have both positive and negative results. **Therefore, the sum of the numbers in each column will be larger than the total number of people tested.**

Reporting lab	Inconclusive	Negative	Positive	Percent positive	Total
HENRY FORD WEST BLOOMFIELD HOSPITAL			2	100%	2
GASTROENTEROLOGY ASSOCIATES			2	100%	2
441 URGENT CARE-MULBERRY			2	100%	2
CONWAY MEDICAL CENTER			2	100%	2
FKC AMELIA ISLAND DIALYSIS			2	100%	2
SAFE PMC		2			2
CVS OH4327POCT PAINESVILLE		2			2
Great Lakes Health Center			2	100%	2
SMITH NORTHVIEW HOSPITAL LAB			2	100%	2
KEATING SPORTS CENTER		2			2
COX HEALTH SOUTH LAB		1	1	50%	2
Kroger 619 - The Little Clinic Hendersonville Indian Lake		2			2
Kroger 409 - The Little Clinic Hebron Marketplace		1	1	50%	2
FLORIDA MEDICAL CENTER OF CLEARWATER		2			2
DALLAS VA MEDICAL CENTER - VA NORTH TEXAS HEALTH CARE SYSTEM			2	100%	2
FLAGLER PROFESSIONAL HEALTH CAE SERVICES INC		2			2
MY INSTADOC - HOWELL URGENT CARE		2			2
ADVOCATE SHERMAN HOSPITAL			2	100%	2
VA Greater LA HCS-Santa Maria OPC			2	100%	2
ST. VINCENT HOSPITAL			2	100%	2
RHODE ISLAND DEPARTMENT OF HEALTH LABORATORIES			2	100%	2
MINUTECLINIC DIAGNOSTIC PA #7110		2			2
CHAPPEL GROUP RESEARCH, THE		2			2
WEST BOCA MEDICAL CENTER			2	100%	2
Delaware Court Healthcare Center		2			2
Village Green Health & Rehabilitation		2			2
ATVIVO LLC		2			2
UNITED MEMORIAL MEDICAL CENTER			2	100%	2
NORTH MCALLEN PEDIATRIC CENTER			2	100%	2
CHRISTIAN REST HOME ASSOC		2			2
SCDHEC BUREAU OF LABORATORIES			2	100%	2
Oakmont of Katy Nursing and Rehabilitation		2			2
MAYO CLINIC COUMADIN CLINIC LABORATORY		1	1	50%	2
RAPID RESULT CORP LLC		1	1	50%	2
MEDEXPRESS URGENT CARE - ST CLAIR, CLOVER DR.		1	1	50%	2
ADVENTIST HINSDALE HOSPITAL LABORATORY			2	100%	2
ASCENSION ST MICHAEL'S HOSPITAL LAB		1	1	50%	2
DNA DIAGNOSTICS CENTER		2			2
AUSTIN REGIONAL CLINIC MICROBIOLOGY LAB			2	100%	2
Kroger 477 - The Little Clinic Fort Mitchell		2			2
MEDERI CARETENDERS		1	1	50%	2
ILLINOIS DEPT OF PUBLIC HEALTH LABS			2	100%	2
MEDEXPRESS URGENT CARE - MARTINSVILLE		2			2
Imboden Creek Living Center		2			2
CARTER BLOOD CARE			2	100%	2
ST ANTHONY'S PINELLAS CARE CLINIC			2	100%	2
DOCTORS MEDICAL CTR OF WALTON COUNTY			2	100%	2

COVID-19: testing by laboratory

Data through Apr 26, 2021 verified as of Apr 27, 2021 at 09:25 AM

Data in this report are provisional and subject to change.

The numbers in the table below represent the number of Florida and non-Florida residents for whom test results were received by the Department of Health. A person can be tested by more than one laboratory and can have both positive and negative results. **Therefore, the sum of the numbers in each column will be larger than the total number of people tested.**

Reporting lab	Inconclusive	Negative	Positive	Percent positive	Total
Fairlane Gardens Nursing and Rehab at Reading		2			2
BLACKBAG DIGITAL HEALTH LLC		2			2
DELAWARE DIAGNOSTICS LABS			2	100%	2
Garden Care Center		2			2
Kroger 441 - The Little Clinic Middletown		2			2
ENVOY OF FORK UNION, LLC DBA ENVOY AT THE VILLAGE		2			2
GOLISANO PEDIATRICS PORT CHARLOTTE HARBOR		2			2
GALEN BAYLOR EXTENSION		2			2
CVS PHARMACY INC DBA CVS/PHARMACY # 10600		2			2
HEALTHCARE NETWORK			2	100%	2
Kroger 412 - The Little Clinic Oxford		2			2
LIFEGUARD AMBULANCE SERVICES LLC, TEXAS- SAN			2	100%	2
GULFCOAST JEWISH FAMILY			2	100%	2
GREEN POINT RX INC DBA ALTRU CHEMISTS		2			2
MIDDLE TENN MENTAL HEALTH INSTITUTE		2			2
FLAGLER HOME CARE			2	100%	2
CROSSTOWN PHARMACY		2			2
ASSOCIATES IN UROGYNECOLOGY MD LLC		2			2
RIVER CITY MEDICAL ASSOCIATES, INC			2	100%	2
MCLAREN REGIONAL MEDICAL CENTER			2	100%	2
RICHICHI FAMILY HEALTH			2	100%	2
VAULT MEDICAL SERVICES		1	1	50%	2
BAPTIST HEALTH LEXINGTON			2	100%	2
ROUTE 16 PHARMACY LLC DBA HOLLAND PHAR		2			2
MEDICAL CENTER LABORATORY			2	100%	2
SAWGRASS PEDIATRIC PARTNERS LLC			2	100%	2
FIRSTCHOICE FAMILY CARE, PLLC		2			2
TENNESSEE VALLEY HCS			2	100%	2
TEXAS REGIONAL ASTHMA & ALLERGY CENTER			2	100%	2
POPLAR HEALTHCARE			2	100%	2
DALLAS MEDICAL CENTER			2	100%	2
KEY WEST HMA PHYSICIAN MANAGEMENT, LLC			2	100%	2
CHI MEMORIAL PRIMARY CARE ASSOCIATES-A		2			2
AZALEA HEALTH AND REHABILITATION		2			2
TENNESSEE DEPARTMENT OF HEALTH (TDH) - REGIONAL LABORATORY			2	100%	2
PALM COAST DIALYSIS		2			2
WillowBrooke Court at Westminster Village		2			2
CENTRAL ARKANSAS VETERANS HEALTHCARE SYSTEM - VETERANS AFFAIRS			2	100%	2
OCALA REGIONAL KIDNEY CENTER-WEST			2	100%	2
Medilodge of Monroe		2			2
A G RHODES HOME AT WESLEY WOODS		2			2
WELLNESS MEDICAL CLINIC			2	100%	2
PALM WEST INTERNIST PA			2	100%	2
ESCANDON DIAGNOSTIC CLINIC			2	100%	2
MEDEXPRESS URGENT CARE, MILLCREEK		2			2
BLUEWATER TOXICOLOGY			2	100%	2
WESTMINSTER SUNCOAST			2	100%	2

COVID-19: testing by laboratory

Data through Apr 26, 2021 verified as of Apr 27, 2021 at 09:25 AM

Data in this report are provisional and subject to change.

The numbers in the table below represent the number of Florida and non-Florida residents for whom test results were received by the Department of Health. A person can be tested by more than one laboratory and can have both positive and negative results. **Therefore, the sum of the numbers in each column will be larger than the total number of people tested.**

Reporting lab	Inconclusive	Negative	Positive	Percent positive	Total
Camellia Gardens		2			2
UNIVERSITY COMMUNITY HEALTH SERVICES		1	1	50%	2
WILSON MEMORIAL HOSPITAL			2	100%	2
ATLAS GENOMICS			2	100%	2
NORTH SHORE HEMATOLOGY-ONCOLOGY ASSOCIATES		2			2
THE EDGEWATER AND WATERMAN VILLAGE			2	100%	2
Colonial Manor Nursing and Rehabilitation Center		2			2
PARKRIDGE MEDICAL CENTER			2	100%	2
EXPRESS PHARMACY INC		1	1	50%	2
MAGNOLIA ADULT, LLC			2	100%	2
MOORE CLINICAL RESEARCH INC			2	100%	2
KIVA AT MOUNT DORA			2	100%	2
ADVANCED MEDICAL OF FLORIDA			2	100%	2
SHELL POINT HOME HEALTH			2	100%	2
RAPID MD			2	100%	2
ST LUKES HOSPITAL			2	100%	2
CORTLAND PARK REHABILITATION AND NURSING CENTER		1	1	50%	2
RUST MEDICAL CENTER		2			2
BUFFALO CROSSINGS HEALTHCARE AND REHABILITATION CENTER			2	100%	2
HPH HOME CARE		1	1	50%	2
SANTA ROSA COUNTY HEALTH DEPARTMENT			2	100%	2
DUKE UNIVERSITY POINT OF CARE TESTING PROGRAM			2	100%	2
SYMPHONY OF BUFFALO GROVE		2			2
BIOHEALTH MEDICAL LAB INC			2	100%	2
SOUTHERN TENNESSEE MEDICAL CENTER			2	100%	2
PUBLIC HEALTH LABORATORY	1		1	50%	2
Guilford Health Care Center		2			2
FLORIDA CLINICAL LABORATORY INC			2	100%	2
WAKULLA URGENT CARE & DIAGNOSTIC			2	100%	2
WALKONCLINIC			2	100%	2
WillowBrooke Court at Southampton Estates		2			2
CVS SC7567POCT BOILING SPRINGS		1	1	50%	2
ADVENTHEALTH MEDICAL GROUP OBSTETRICS			2	100%	2
CVS AZ9277POCT TUCSON		2			2
FLORIDA DEPARTMENT OF HEALTH IN ESCAMBIA COUNTY		1	1	50%	2
HEALTH & REHAB CTR AT DOLPHINS VIEW, THE			2	100%	2
Kroger O20 - The Little Clinic Wheat Ridge		2			2
SUMMIT CLINICAL LABORATORIES LLC			2	100%	2
STATCARE URGENT AND WALK-IN			2	100%	2
FLORIDA DEPARTMENT OF HEALTH PINELLAS COUNTY-			2	100%	2
THE WINDSOR ORTEGA		2			2
JULIE STAATS DO		2			2
PATIENT FIRST-BATTLEFIELD			2	100%	2
MD NOW URGENT CARE CENTER INC.			2	100%	2
DELRAY BEACH HEALTH CENTER			2	100%	2
CVS PA2296POCT MACUNGIE		2			2
ACCESS MEDICAL GROUP OF TAMPA II, INC		2			2

COVID-19: testing by laboratory

Data through Apr 26, 2021 verified as of Apr 27, 2021 at 09:25 AM

Data in this report are provisional and subject to change.

The numbers in the table below represent the number of Florida and non-Florida residents for whom test results were received by the Department of Health. A person can be tested by more than one laboratory and can have both positive and negative results. **Therefore, the sum of the numbers in each column will be larger than the total number of people tested.**

Reporting lab	Inconclusive	Negative	Positive	Percent positive	Total
The Suites at Western Home Communities		2			2
TRUE HEALTH INC			2	100%	2
WEST COAST PEDIATRICS			2	100%	2
TGH Brandon Healthplex Laboratory			2	100%	2
DRR JMC URGENT CARE DONALD ROSS			2	100%	2
LAB CORP OF AMER SAN DIEGO			2	100%	2
Jacob's Creek Nursing and Rehabilitation Center		2			2
Good Samaritan Society Waukon		2			2
MEDSTAR URGENT CARE, LLC			2	100%	2
HOUSTON HEALTH DEPARTMENT - BUREAU OF LABORATORY SERVICES			2	100%	2
ELITE MEDICAL LABORATORY SOLUTIONS LLC			2	100%	2
PALMS OF FT MYERS,THE			2	100%	2
CVS MA38POCT CHARLTON		2			2
EXPRESS CARE OF THE SHOALS		1	1	50%	2
Manor At Perrysburg		2			2
VA West Los Angeles Medical Center		2			2
CARE 365			2	100%	2
Walgreens #9278		2			2
MEDEXPRESS URGENT CARE - WOODBURY			2	100%	2
PRONTO URGENT CARE			2	100%	2
VA CBOC			2	100%	2
STARR COUNTY MEMORIAL HOSPITAL			2	100%	2
COUNTRY COTTAGE		2			2
CONEMAUGH MEMORIAL MEDICAL CENTER		2			2
NEWTON MEMORIAL HOSPITAL		2			2
NEIGHBORCARE PHARMACY SERVICES		2			2
CVS TX7603POCT SAGINAW		2			2
HCA HOUSTON ER 24/7			2	100%	2
KAISER SUNNYSIDE MEDICAL CTR LAB		2			2
FHCP ASC - ORANGE CITY			2	100%	2
MEMORIAL HOSPITAL OF CARBONDALE			2	100%	2
UHEALTH CARDIOLOGY			2	100%	2
NORTH DAKOTA VETERANS HOME		2			2
MEDEXPRESS URGENT CARE - MYLAN			2	100%	2
ADVANCED FOOT AND ANKLE OF INDIAN RIVER		2			2
Parkwood in the Pines		2			2
NYUMC CLINICAL LABORATORIES			2	100%	2
STARR CITY OF ROMA COMMUNITY CENTER			2	100%	2
OELWEIN HEALTH CARE CENTER		2			2
Sanford Health & Rehabilitation			2	100%	2
LACORP		1	1	50%	2
TRINITAS REGIONAL MEDICAL CENTER		1	1	50%	2
GENETIC ASSAYS INC			2	100%	2
ADVENTHEALTH EAST ORLANDO EMPLOYEE CLINIC		2			2
HELEN HAYES HOSPITAL LABORATORY		2			2
LILY PHARMACY		2			2
MILFORD REGIONAL HOSPITAL			2	100%	2

COVID-19: testing by laboratory

Data through Apr 26, 2021 verified as of Apr 27, 2021 at 09:25 AM

Data in this report are provisional and subject to change.

The numbers in the table below represent the number of Florida and non-Florida residents for whom test results were received by the Department of Health. A person can be tested by more than one laboratory and can have both positive and negative results. **Therefore, the sum of the numbers in each column will be larger than the total number of people tested.**

Reporting lab	Inconclusive	Negative	Positive	Percent positive	Total
CVS CA8882POCT SAN CLEMENTE		2			2
PALM BEACH DIABETES & ENDOCRINE SPECIALISTS PA			2	100%	2
TLC MEDICAL			2	100%	2
ORLANDO HEALTH MEDICAL GROUP		1	1	50%	2
SUMMIT URGENT CARE PS			2	100%	2
MEDEXPRESS URGENT CARE - SPRINGFIELD, COOLEY ST		2			2
REHOBOTH MCKINLEY CHRISTIAN HOSPITAL		2			2
MIDWAY SPECIALTY CARE CENTER INC		2			2
GERM BUSTERS 911 LLC			2	100%	2
Cortland Acres Association		2			2
GRANDVIEW COLLEGE STUDENT HEALTH CENTE		2			2
REELFOOT FAMILY WALK IN CLINIC - TIPT		2			2
SHEPHERD CENTER CLINICAL LABORATORY		2			2
NOSE AND SINUS INSTITUTE OF BOCA RATON		1	1	50%	2
ROYAL PALM PEDIATRICS			2	100%	2
AVERA MEDICAL GROUP			2	100%	2
Garden Isle Healthcare and Rehabilitation Center		2			2
PPD CLINICAL RESEARCH UNIT			2	100%	2
CAREWELL JW - WORCESTER LNC			2	100%	2
Beecher Manor Nursing and Rehabilitation Center		2			2
KIDS CORNER PEDIATRICS PLLC		1	1	50%	2
CEDARS-SINAI MEDICAL CENTER			2	100%	2
Kroger 130 - The Little Clinic Colorado Springs		2			2
THOMASVILLE REGIONAL MEDICAL CENTER		2			2
BIONIC TECHNOLOGIES CORPORATION			2	100%	2
ERGENT MED SAINT SIMONS			2	100%	2
Kroger 426 - The Little Clinic Suwanee		2			2
NEW YORK PSYCHIATRIC INSTITUTE		2			2
GIGI WOOD DAVIS DO-FAMILY MEDICINE		2			2
FLORIDA SOUTHERN COLLEGE		1	1	50%	2
BAYCARE OUTREACH LAB WH SOUTH			2	100%	2
CDK LIBERTY ENTERPRISES, LLC		2			2
EASTERN NEW MEXICO UNIVERSITY STUDENT		2			2
CARE NOW DENTON			2	100%	2
MARCO ISLAND HOSPITAL INC D/B/A		1	1	50%	2
Avanti Wellness and Rehab			2	100%	2
Providence VAMC		2			2
COLONIAL HEALTH CARE		1	1	50%	2
LIFESPRING COMMUNITY HEALTH		2			2
ST JOSEPH'S HOSPITAL INC			2	100%	2
RAPID MEDLAB (002MO)		2			2
Kroger 400 - The Little Clinic Hartley Bridge Rd		1	1	50%	2
Eagle Health and Rehabilitation		2			2
Bedford Care Center of Hattiesburg		2			2
MINUTECLINIC DIAG OF IND, LLC #4368		2			2
SOUTHEAST GEORGIA HEALTH SYSTEM			2	100%	2
The Palms Nursing and Rehabilitation		1	1	50%	2

COVID-19: testing by laboratory

Data through Apr 26, 2021 verified as of Apr 27, 2021 at 09:25 AM

Data in this report are provisional and subject to change.

The numbers in the table below represent the number of Florida and non-Florida residents for whom test results were received by the Department of Health. A person can be tested by more than one laboratory and can have both positive and negative results. **Therefore, the sum of the numbers in each column will be larger than the total number of people tested.**

Reporting lab	Inconclusive	Negative	Positive	Percent positive	Total
EASTSIDE SPORTS COMPLEX			2	100%	2
ARLINGTON DIALYSIS CENTER LLC		2			2
CVS IN6559POCT AVON		2			2
PROFESSIONAL DIALYSIS CENTER			2	100%	2
A+ URGENT/PRIMARY CARE			2	100%	2
Macon Valley Nursing and Rehabilitation Center		2			2
MOBILE PHLEBOTOMY SERVICES			2	100%	2
CPL LABS			2	100%	2
DELTONA VA CBOC		2			2
Cottage of the Shoals		2			2
Highland Ave. Eye Clinic		2			2
POINT OF CARE PRIVATE HEALTH MANAGEMENT			2	100%	2
BMC/JACSONVILLE		1	1	50%	2
SWEETWATER NURSING CENTER		2			2
Essex Center for Rehabilitation and Healthcare		2			2
RIDGEFIELD PEDIATRIC ASSOCIATES		2			2
ASPIRUS RIVERVIEW HOSPITAL & CLINICS INC		1	1	50%	2
NATHAN LITTAUER HOSPITAL LAB		2			2
AHC PARIS		2			2
RIVERVIEW MEDICAL CLINIC		2			2
MINUTE CLINIC DIAGNOSTIC OF KANSAS PA		2			2
LIBERTY HEALTH CENTER			2	100%	2
WELLSTAR SPALDING REGIONAL MEDICAL CENTER		2			2
Pinnacle Assisted Living			2	100%	2
HAPPY KIDZ PEDIATRICS PL		1	1	50%	2
Mary Anna Nursing Home		2			2
MEDICAL ASSOCIATES OF BREVARD DR S VYAS			2	100%	2
RM PHARMACY SERVICES INC		1	1	50%	2
PHOEBE BERKS HEALTH CARE CENTER		2			2
SUNNYSIDE MANOR		2			2
CVS MA2125POCT NATICK		1	1	50%	2
EVERYBODY'S FAMILY CLINIC		2			2
Lake Charles Healthcare LLC dba Landmark Lake Charles			2	100%	2
CITRUS PARK			2	100%	2
GOSHEN MEDICAL CENTER			2	100%	2
CLEVELAND CLINIC FLORIDA LABORATORY			2	100%	2
CVS IN8639POCT TERRE HAUTE		2			2
CATHOLIC HEALTH LABORATORY SERVICES		2			2
Holiday Retirement Home			2	100%	2
GOUVERNEUR HOSPITAL LABORATORY		2			2
The Laurels of Hendersonville		2			2
OAKMONT WEST- GREENVILLE SC		2			2
CVS OH4301POCT NORTHFIELD		2			2
UNIVERSITY OF MISSOURI HEALTH CARE			2	100%	2
LABTOX LABORATORIES			2	100%	2
CLEAR LAKE REGIONAL MEDICAL CENTER			2	100%	2
ADERHOLT MEDICAL, LLC		2			2

COVID-19: testing by laboratory

Data through Apr 26, 2021 verified as of Apr 27, 2021 at 09:25 AM

Data in this report are provisional and subject to change.

The numbers in the table below represent the number of Florida and non-Florida residents for whom test results were received by the Department of Health. A person can be tested by more than one laboratory and can have both positive and negative results. **Therefore, the sum of the numbers in each column will be larger than the total number of people tested.**

Reporting lab	Inconclusive	Negative	Positive	Percent positive	Total
TAMPA FAMILY HEALTH CENTER		1	1	50%	2
AMICUS MEDICAL CENTER LLC			2	100%	2
BAYCARE OUTREACH LAB			2	100%	2
REGIONS HOSPITAL LABORATORY			2	100%	2
Kroger 127 - The Little Clinic Lakewood-Alameda		2			2
FLORIDA MENTOR FAULKNER GROUP HOME			2	100%	2
UNIVERSTIY OF ILLINOIS HOSPITAL			2	100%	2
MINERS COLFAX MEDICAL CENTER		2			2
ROYAL OAK MEDICAL CENTER LLC DBA CHARACTER FAMILY			2	100%	2
LAKE SUCCESS EXTENDED CARE		2			2
SOUTHERN SPRINGS HEALTH CARE		2			2
CVS OH3980POCT KENT		2			2
METROHEALTH SYSTEM			2	100%	2
NORTHSIDE FAMILY MEDICINE AND URGENT CARE (HOLLY SPRINGS)		2			2
MINUTECLINIC DIAGNOSTICS OF OKLAHOMA		2			2
SOUTHEASTERN INSTITUTE OF RESTORATIVE MEDICINE		1	1	50%	2
Alden Terrace of McHenry			2	100%	2
BAPTIST HOSPITAL PRIMARY CARE GULF BREEZE			2	100%	2
LAREDO EMERGENCY ROOM			2	100%	2
DEER'S HEAD CENTER		2			2
Fox Subacute at Warrington		2			2
CVS TN5694POCT SODDY DAISY		2			2
SIGNAL DIAGNOSTICS DBA FLOWHEALTH LABS			2	100%	2
Chatham Nursing and Rehab Center		2			2
CROSSROADS URGENT CARE DBA URGENT TEA		2			2
EASTERN NIAGARA HOSPITAL		2			2
CVS AZ5892POCT LAVEEN		2			2
MEMORIAL HERMANN HOSPITAL			2	100%	2
SOUTH HILLSBOROUGH CBOC			2	100%	2
MAGNOLIA MANOR OF COLUMBUS		2			2
SIMMONS			2	100%	2
STAGES OF LIFE MEDICAL INSTITUTE			2	100%	2
AL MANI HEALTH INSTUTUTE		2			2
MID AMERICA CLINICAL LABS			2	100%	2
VANAYER HEALTHCARE AND REHAB CENTER		2			2
TMH PHYSICIAN PARTNERS MONTICELLO		1	1	50%	2
PLASMA MED RESEARCH DBA		2			2
SOUTHERN BREEZE HEALTHCARE		1	1	50%	2
FRASER MEMORIAL HOSPITAL		1	1	50%	2
ROYAL CARE MEDICAL CENTER			2	100%	2
CVS MD1490POCT GAITHERSBURG		2			2
OMEGA RESEARCH CONSULTANTS			2	100%	2
UMASS MEMORIAL MEDICAL CENTER, INC		1	1	50%	2
SPECTRUM HEALTH			2	100%	2
PIEDMONT ATHENS REGIONAL HOSPITAL LAB			2	100%	2
MOSAIC MEDICAL CENTER MARYVILLE			2	100%	2
ON-SITE MEDICAL SOLUTIONS		2			2

COVID-19: testing by laboratory

Data through Apr 26, 2021 verified as of Apr 27, 2021 at 09:25 AM

Data in this report are provisional and subject to change.

The numbers in the table below represent the number of Florida and non-Florida residents for whom test results were received by the Department of Health. A person can be tested by more than one laboratory and can have both positive and negative results. **Therefore, the sum of the numbers in each column will be larger than the total number of people tested.**

Reporting lab	Inconclusive	Negative	Positive	Percent positive	Total
ASCENSION ST VINCENT'S RIVERSIDE			2	100%	2
BFT LAB			2	100%	2
CARBON HEALTH			2	100%	2
NEW DISCOVERY BIOLOGICS, LLC		1	1	50%	2
NEMOURS CHILDRENS PRIMARY CARE			2	100%	2
SOUTHSIDE FAMILY MEDICAL		2			2
Lynwood		2			2
CITY OF NEW YORK DEPARTMENT OF HEALTH			2	100%	2
MEMORIAL HOSPITAL OF TAMPA			2	100%	2
PM PEDIATRICS OF BAYSIDE, PLLC - RIVE		2			2
CLEVELAND CLINIC IMAGING			2	100%	2
CVS NC2559POCT CHARLOTTE		2			2
PALM CITY NURSING AND REHAB CENTER			2	100%	2
WELL HEALTH LABS			2	100%	2
MEDEXPRESS URGENT CARE - LINCOLN N 26T		2			2
MINUTECLINIC DIAG OF IND, LLC #6250		2			2
Kroger 550 - The Little Clinic Bellevue		2			2
EXCEPTIONAL EMERGENCY CENTER - AMARILLO			2	100%	2
HAMILTON CHD		2			2
SIMPLY HEALTHCARE AND WELLNESS CLINIC, PC			2	100%	2
MEDEXPRESS URGENT CARE - RUSSELLVILLE, W MAIN ST		2			2
BE WELL PHARMACY		2			2
BAPTIST HOSPITAL LABORATORY			2	100%	2
MEDEXPRESS URGENT CARE - CONWAY		2			2
FLORIDA MEDICAL CLINIC RADIOLOGY DALE MABRY		2			2
HOME ACCESS HEALTH			2	100%	2
THE RIM URGENT CARE			2	100%	2
FAMILY URGENT CARE		2			2
SENDER RETREAT ADULT DAY CARE CENTERS			2	100%	2
AYASS BIOSCIENCE LLC			2	100%	2
ACKERMAN CANCER CENTER		2			2
ATLANTIC DIAGNOSTICS			2	100%	2
HEARTLAND REGIONAL MEDICAL CENTER		1	1	50%	2
JASPER MEMORIAL HOSPITAL		1	1	50%	2
LABCORP OF AMERICA HOLDINGS		1	1	50%	2
PHYSICIANS PREMIER			2	100%	2
PIEDMONT WALTON HOSPITAL		2			2
CVS MA41POCT TAUNTON		2			2
POMONA VALLEY COMMUNITY HOSPITAL			2	100%	2
LONG, SARAH		1	1	50%	2
LOWELL GENERAL HOSPITAL			2	100%	2
YOUTH AND YOU, INC		2			2
ABSOLUTE QUICK CARE		1	1	50%	2
CRUC CMCH-COVID-19		2			2
ABRAKIDABRA PEDIATRIC CLINIC LLC			2	100%	2
UNM SANDOVAL REGIONAL MEDICAL CENTER		2			2
DOCTORS CARE OF PALM COAST			2	100%	2

COVID-19: testing by laboratory

Data through Apr 26, 2021 verified as of Apr 27, 2021 at 09:25 AM

Data in this report are provisional and subject to change.

The numbers in the table below represent the number of Florida and non-Florida residents for whom test results were received by the Department of Health. A person can be tested by more than one laboratory and can have both positive and negative results. **Therefore, the sum of the numbers in each column will be larger than the total number of people tested.**

Reporting lab	Inconclusive	Negative	Positive	Percent positive	Total
FIRST CHOICE MEDICAL PC			2	100%	2
FEDERAL CORRECTIONAL INSTITUTION MARIANNA			2	100%	2
CVS OH6185POCT PICKERINGTON		2			2
CVS OH5457POCT POWELL		2			2
BIRMINGHAM INTERNAL MEDICINE ASSOCIATE		1	1	50%	2
Kroger 777 - The Little Clinic Shelbyville		1	1	50%	2
AdventHealth Care Center Orlando North			2	100%	2
COBLESKILL REGIONAL HOSPITAL		2			2
MAINE CENTER FOR DISEASE CONTROL AND PREVENTION			2	100%	2
WEST FLORIDA MEDICAL ASSOCIATES, PA			2	100%	2
HIGHLAND PARK LAKEWOOD PRESTON HOLLOW			2	100%	2
WALGREENS #15495		1	1	50%	2
PM PEDIATRICS OF BAYSIDE PLLC - HOPEWELL JUNCTION		2			2
W.G. (Bill) Hefner VAMC		2			2
BROOKS -TLC HOSPITAL SYSTEM			2	100%	2
MEDEXPRESS URGENT CARE-MT PLEASANT		1	1	50%	2
CVS NV5286POCT HENDERSON		2			2
MEDEXPRESS URGENT CARE - SOUTH CHARLESTON		2			2
JUPITER PEDIATRIC ASSOCIATES, PA		1	1	50%	2
INSPIRIT SENIOR LIVING			2	100%	2
SHELBYVILLE HOSPITAL COMPANY		2			2
HEALTH GROUP CENTER INC			2	100%	2
DOCTORS CARE - AIKEN MALL			2	100%	2
Kroger 672 - The Little Clinic Bill Kennedy & Glenwood		2			2
New Jersey Aim At Smg		2			2
MEDRITE MEDICAL CARE PC		2			2
BOCA RATON REGIONAL HOSPITAL INC			2	100%	2
Virginia Gay Nursing and Rehab		2			2
UNIVERSITY OF MIAMI SCCC RESEARCH LABORATORY			2	100%	2
CVS CA8861POCT BUENA PARK		2			2
PATIENT FIRST MEDICAL CENTER-CARYTOWN			2	100%	2
DIVERSE MEDICAL CARE LLC			2	100%	2
DIAGNOSTIC AFFILIATES			2	100%	2
Parkridge Specialty Care		2			2
JOHNSON CITY MEDICAL CENTER		1	1	50%	2
MY PHARMACY			2	100%	2
AHC Humboldt		2			2
TRIDENT ANTI AGING LLC			2	100%	2
EDGEWATER RETIREMENT MANOR			2	100%	2
SELECT MEDICAL CLINIC			2	100%	2
MIDDLEBURG PEDIATRICS			2	100%	2
VALLEY MEDICAL LABORATORY			2	100%	2
DIAGNOSTIC CLINIC MEDICAL GROUP INC		2			2
GRACE HEALTHCARE OF LAKE WALES		1	1	50%	2
SARASOTA MEMORIAL MEDICAL URGENT CARE CENTER			2	100%	2
BAYCARE LABORATORIES			2	100%	2
Harbert Hills Academy Nursing Home		2			2

COVID-19: testing by laboratory

Data through Apr 26, 2021 verified as of Apr 27, 2021 at 09:25 AM

Data in this report are provisional and subject to change.

The numbers in the table below represent the number of Florida and non-Florida residents for whom test results were received by the Department of Health. A person can be tested by more than one laboratory and can have both positive and negative results. **Therefore, the sum of the numbers in each column will be larger than the total number of people tested.**

Reporting lab	Inconclusive	Negative	Positive	Percent positive	Total
SACRED HEART HOSPITAL ON THE EMERALD			2	100%	2
VETERANS AFFAIRS MEDICAL CENTER - GREATER LOS ANGELES			2	100%	2
CARESPOT URGENT CARE		1	1	50%	2
MD NOW URGENT CARE MEDICAL CENTERS INC			2	100%	2
Providence of Sparta Health and Rehabilitation		2			2
SPRINGFIELD HOSPITAL LABORATORY			2	100%	2
Walgreens #19019		2			2
APALACHEE CENTER INC		2			2
UNIVERSITY HOSPITAL OF BROOKLYN		2			2
BAYLOR SCOTT & WHITE COMPREHENSIVE WOUND			2	100%	2
MONICE DR.			2	100%	2
UPS			2	100%	2
VA WNYHCS - Buffalo Division		1	1	50%	2
PRESTIGE EMERGENCY ROOM LLC			2	100%	2
CPL INC/BSSC PATHOLOGY		2			2
BAYSHORE MEDICAL CENTER			2	100%	2
ST. MARY'S MEDICAL CENTER EVANSVILLE, INC			2	100%	2
SHORE MEDICAL CENTER		2			2
CVS MA1877POCT NORTON		2			2
PT&J REHAB LLC		1	1	50%	2
Cooperstown Center for Nursing and Rehabillitation		2			2
PALM BEACH DIGESTIVE ASSOCIATES			2	100%	2
SPRINGS MEDICAL LAB		1	1	50%	2
UF KANAPAHA LAB BEAKER		2			2
Iron County Medical Care Facility		2			2
JMC TALLAHASSEE, LLC			2	100%	2
FLORIDA COMMUNITY HEALTH CENTERS, INC.			2	100%	2
EXCELTOX LABORATORIES LLC		2			2
UMHC HOLLYWOOD LABORATORY			2	100%	2
ROCKEFELLER UNIVERSITY CLINICAL GENOMICS LABORATOR		2			2
DEKALB MEDICAL CENTER LABORATORY			2	100%	2
GREEN RIVER MEDICAL CENTER			2	100%	2
WATERS PEDIATRIC CENTER			2	100%	2
SPECTRA EAST INC		1	1	50%	2
CARTERSVILLE URGENT CARE		1	1	50%	2
Elba Nursing and Rehabilitation Center, LLC		2			2
MIDWAY PRIMARY CARE LLC		2			2
CVS NE2741POCT LA VISTA		2			2
ST CLOUD PHARMACY AND WELLNESS CENTER		2			2
VA Boston HCS-West Roxbury Division		1	1	50%	2
UNIVERSITY OF VERMONT MEDICAL CENTER			2	100%	2
CVS IN6555POCT BROWNSBURG		2			2
DALLAS BAPTIST UNIVERSITY - HEALTH SERVICES			2	100%	2
SYLVAN NURSING			2	100%	2
BERGEN COUNTY SURGICAL AND ENDOSCOPY CENTER		2			2
CRAWFORD COUNTY CARE CENTER		2			2
UNIVERSITY OF TEXAS AT EL PASO, THE			2	100%	2

COVID-19: testing by laboratory

Data through Apr 26, 2021 verified as of Apr 27, 2021 at 09:25 AM

Data in this report are provisional and subject to change.

The numbers in the table below represent the number of Florida and non-Florida residents for whom test results were received by the Department of Health. A person can be tested by more than one laboratory and can have both positive and negative results. **Therefore, the sum of the numbers in each column will be larger than the total number of people tested.**

Reporting lab	Inconclusive	Negative	Positive	Percent positive	Total
JORDAN VALLEY MEDICAL CENTER			2	100%	2
EMERALD PARK OF HOLLYWOOD			2	100%	2
DUKE HEALTH REGIONAL HOSPITAL			2	100%	2
BAPTIST HEALTHCARE - LAKEVIEW CENTER INC		2			2
NEW YORK CITY DEPARTMENT OF HEALTH			2	100%	2
SANFORD REGIONAL HOSPITAL WORTHINGTON		2			2
Mount Olivet Careview Home		2			2
MIDLAND MEMORIAL HOSPITAL			2	100%	2
NEW YORK UNIVERSITY MEDICAL CENTER			2	100%	2
MEMORIAL HOSPITAL - BELLEVILLE			1	100%	1
HOSPITALS OF PROVIDENCE TRANSMOUNTAIN CAMPUS, THE			1	100%	1
BEACH CARE PLLC			1	100%	1
GENESIS HOME HEALTH CARE SERVICES OF			1	100%	1
NABI		1			1
EXPRESS LAB LIVINGSTON			1	100%	1
VA COMMUNITY BASED CLINIC - LAKE CITY			1	100%	1
FAIRFIELD MEDICAL CENTER			1	100%	1
WMC HEALTH GROUP INC			1	100%	1
HUNTERS CREEK MEDICAL ASSOCIATES PA		1			1
SUSAN F WILLIAMS MD PA			1	100%	1
NHC Chattanooga			1	100%	1
BIOMAT USA INC			1	100%	1
Wexner Heritage House			1	100%	1
GAMMA HEALTHCARE, INC		1			1
MED + URGENT MEDICAL CARE SERVICES		1			1
WELLSTREET CLAIRMONT		1			1
Pinnacle Health and Rehab at South Portland		1			1
BAPTIST HEALTH PRIMARY CARE AT CUTLER BAY			1	100%	1
GENEVA FAMILY HEALTH			1	100%	1
TCPA CLINICAL LABORATORIES			1	100%	1
SUNRISE/QUAY COUNTY HEALTH CLINIC		1			1
FIRSTCARE MEDICAL CENTER			1	100%	1
Oakland Nursing and Rehabilitation Center		1			1
ST JOHNS MEDICAL CENTER		1			1
FLORIDA EPIDEMIOLOGY PROGRAM			1	100%	1
HEALTHCARE FOR THE HOMELESS			1	100%	1
CARSON NURSING AND REHABILITATION CENTER		1			1
FRESENIUS MEDICAL CARE TRADTION			1	100%	1
MARYLAND DEPARTMENT OF HEALTH AND MENTAL HYGIENE			1	100%	1
KANA MEDICAL			1	100%	1
PRIMARY AND URGENT CARE			1	100%	1
CSL PLASMA LAB			1	100%	1
CLEMENT MANOR HEALTH CENTER		1			1
JOSHUA E CHESIR MD		1			1
INFECTION CONTROL DEPT			1	100%	1
COLLINS NURSING HOME		1			1
TMH URGENT CARE CENTER			1	100%	1

COVID-19: testing by laboratory

Data through Apr 26, 2021 verified as of Apr 27, 2021 at 09:25 AM

Data in this report are provisional and subject to change.

The numbers in the table below represent the number of Florida and non-Florida residents for whom test results were received by the Department of Health. A person can be tested by more than one laboratory and can have both positive and negative results. **Therefore, the sum of the numbers in each column will be larger than the total number of people tested.**

Reporting lab	Inconclusive	Negative	Positive	Percent positive	Total
ALBUQUERQUE INDIAN HEALTH CENTER		1			1
NORTH SHORE HEMATOLOGY-ONCOLOGY ASSOCIATES PC		1			1
Princeton Place			1	100%	1
NAVICENT HEALTH OCONEE, LLC		1			1
MARTIN HEALTH PHYSICIAN GROUP			1	100%	1
Wayne County Nursing Home		1			1
Rockcastle Health and Rehab		1			1
Walgreens #5914		1			1
PRIMARY CARE & PEDIATRICS - SHEPHERSTOWN		1			1
ANDREWS INSTITUTE AMBULATORY SURGERY CENTER		1			1
SANDPIPER CLUSTER		1			1
PHYSICIAN ASSOCIATES, LLC			1	100%	1
Nemours Children's Clinic-Orla			1	100%	1
ST. PETERSBURG PEDIATRICS-SEMINOLE			1	100%	1
Autumn Care of Suffolk		1			1
WALGREENS #01398			1	100%	1
Greene Meadows Nursing and Rehabilitation Center		1			1
GULF COAST VILLAGE HOME HEALTH INC			1	100%	1
LANCASHIRE HALL NURSING AND REHABILITATION CENTER		1			1
WELLSTREET BUCKHEAD SOUTH		1			1
CLEVELAND HEARTLAB			1	100%	1
AFTER HOURS CARE OF AMERICUS INCORPORA			1	100%	1
SPEARE MEMORIAL HOSPITAL			1	100%	1
ARTESIAN HOME		1			1
PUBLIX PHARMACY # 1236			1	100%	1
Vista Park			1	100%	1
CVS TX7431POCT ROWLETT		1			1
Melbourne Terrace Rehabilitation Center			1	100%	1
CONVENIENT MD			1	100%	1
MD NOW MEDICAL CENTERS, INC			1	100%	1
GADSDEN FAMILY PRACTICE		1			1
JACKSONVILLE HEALTH & REHAB		1			1
ACCESS HEALTH CARE PHYSICIANS, LLC		1			1
Wrightsville Manor Health and Rehab		1			1
ST PETERSBURG GENERAL HOSPITAL LABORATORY			1	100%	1
LACKAWANNA HEALTH AND REHAB CENTER		1			1
STEWART MEDICAL GROUP INC			1	100%	1
DOMINION DIAGNOSTICS			1	100%	1
WAKE FOREST MEDICAL CENTER LABORATORY			1	100%	1
PALACE CARE AND REHAB		1			1
SOMA MEDICAL CENTER PA #2			1	100%	1
GRAND VIEW HOSPITAL			1	100%	1
MCH PHYSICIANS GROUP			1	100%	1
ST GERARD'S COMMUNITY OF CARE		1			1
SIGNATURE CARE MIDLAND			1	100%	1
HARDEE COUNTY FIRE RESCUE		1			1
TAMPA FAMILY HEALTH CENTERS			1	100%	1

COVID-19: testing by laboratory

Data through Apr 26, 2021 verified as of Apr 27, 2021 at 09:25 AM

Data in this report are provisional and subject to change.

The numbers in the table below represent the number of Florida and non-Florida residents for whom test results were received by the Department of Health. A person can be tested by more than one laboratory and can have both positive and negative results. **Therefore, the sum of the numbers in each column will be larger than the total number of people tested.**

Reporting lab	Inconclusive	Negative	Positive	Percent positive	Total
Valley Center (WV)			1	100%	1
EMERGENCY CARE SERVICES LAB AT JFK MEDICAL CENTER			1	100%	1
ALIMETRIX INC		1			1
BOCA RATON REGIONAL HOSPITAL		1			1
ASHLEY PEDIATRICS DAY AND NIGHT CLINIC			1	100%	1
Parkview Care Center			1	100%	1
ARBOR DIAGNOSTICS, INC		1			1
Pelican Health Norfolk			1	100%	1
WESTON COUNTY HEALTH SERVICES			1	100%	1
FRESENIUS KIDNEY CARE OF CLERMONT WEST			1	100%	1
LAMARQUE DIALYSIS			1	100%	1
ASHLEY CLINICAL DIAGNOSTIC LABORATORY			1	100%	1
ADVANCE HEALTH AND WELLNESS SOLUTIONS			1	100%	1
Avista Nursing and Rehab			1	100%	1
EUROFINS PHOENIX			1	100%	1
DAVENPORT DIALYSIS CENTER		1			1
SMA BEHAVIORAL HEALTH SERVICES INC		1			1
PEDIATRIC ASSOCIATES OF JULINGTON CREEK			1	100%	1
NEMOURS CHILDRENS HORIZON WEST			1	100%	1
BNJ		1			1
PATIENT FIRST - GARRISONVILLE			1	100%	1
EMPATH HOME HEALTH LLC			1	100%	1
CHI ST. LUKE'S HEALTH BCM MEDICAL CENTER			1	100%	1
VANAJA SUREDDI MD PA			1	100%	1
SC-GA2018 THE RIDGE REHABILITATION & H		1			1
Broomall Manor		1			1
SOUTHWEST VIRGINIA COMMUNITY HEALTH SYSTEMS			1	100%	1
BROWARD MEDICAL LAB			1	100%	1
SCHUYLER HOSPITAL		1			1
GENESIS HEALTH SYSTEM			1	100%	1
HARBOR OAKS GOLDEN YEARS			1	100%	1
WORKFORCE HEALTH DEPARTMENT			1	100%	1
Kroger 016 - The Little Clinic Centennial		1			1
Dexter Health Care		1			1
LAKELAND MEDICAL CENTER			1	100%	1
NSPIRE HEALTHCARE PLANTATION			1	100%	1
SUN LABORATORY SERVICES,INC			1	100%	1
ADVANCED RESEARCH AND DIAGNOSTIC LABORATORY UNIVERSITY OF MINNESOTA			1	100%	1
GREATER MIAMI DIALYSIS			1	100%	1
GUILFORD IMMEDIATE CARE, SYAH, LLC		1			1
Maplewood of Cheshire County		1			1
GWINNETT MEDICAL CENTER			1	100%	1
park avenue extended care		1			1
LOGAN COUNTY HOSPITAL			1	100%	1
Alden Lincoln Park			1	100%	1
NEXT LEVEL URGENT CARE (WOODLANDS)			1	100%	1
WALGREENS #5130			1	100%	1

COVID-19: testing by laboratory

Data through Apr 26, 2021 verified as of Apr 27, 2021 at 09:25 AM

Data in this report are provisional and subject to change.

The numbers in the table below represent the number of Florida and non-Florida residents for whom test results were received by the Department of Health. A person can be tested by more than one laboratory and can have both positive and negative results. **Therefore, the sum of the numbers in each column will be larger than the total number of people tested.**

Reporting lab	Inconclusive	Negative	Positive	Percent positive	Total
HIGH DESERT COURT GROUP HOME			1	100%	1
FIVE STAR PREMIER RESIDENCES OF POMPANO BEACH			1	100%	1
Washington County Nursing H0me			1	100%	1
PATHLAB SERVICES			1	100%	1
TANNER MEDICAL CENTER VILLA RICA		1			1
SENCARE MANAGEMENT		1			1
CARING PROFESSIONAL HEALTH CARE LLC		1			1
ST JOSEPHS CHILDRENS HOSPITAL PEDI TRANSPORT			1	100%	1
SEASONS HOSPICE AND PALLIATIVE CARE OF			1	100%	1
DOCTORS MEMORIAL HOSP HOME HEALTH CARE		1			1
COASTAL PEDIATRICS LLC			1	100%	1
SOUTHWEST ORLANDO FAMILY MEDICINE, PL			1	100%	1
SETON HILL UNIVERSITY		1			1
SOUTHEASTERN HEALTH FACILITES, INC		1			1
Harris Hill Nursing Facility		1			1
WEST VIRGINIA LABORATORIES			1	100%	1
WAYNE MEMORIAL HOSPITAL		1			1
Encompass Health Littleton		1			1
NEMOURS CHILDREN'S PRIMARY CARE			1	100%	1
Birmingham Nursing and Rehabilitation East LLC		1			1
VERIFY LABS			1	100%	1
UNIVERSAL DIAGNOSTICS LABORATORIES			1	100%	1
1ST MED DOTHAN			1	100%	1
CHATEAU MADELEINE - SENIOR LIVING & MEMORY CARE			1	100%	1
MARTIN LUTHER KING RENAL INSTITUTE			1	100%	1
WEST FLORIDA MEDICAL CENTER CLINIC			1	100%	1
PINELLAS POINT NURSING AND REHAB CENTER			1	100%	1
MID-FLORIDA PATHOLOGY LLC		1			1
US PUBLIC HEALTH SERVICE HOSPITAL			1	100%	1
CVS AZ10529POCT SCOTTSDALE		1			1
DEVLIN MANOR NURSING AND REHABILITATION		1			1
VELOCITY URGENT CARE - CHIMNEY HILL			1	100%	1
HEALTH CARPENTER PLLC		1			1
VERMONT DEPT OF HEALTH LABORATORY			1	100%	1
WESLEY CHAPEL INTERNAL MEDICINE AND PEDIATRICS PA			1	100%	1
JOHN MANCHIN SR HEALTH CARE CENTER		1			1
WALGREENS #15291		1			1
MINUTE CLINIC DIAGNOSTIC MED GRP OF CA		1			1
TIMPANOGOS REGIONAL HOSPITAL			1	100%	1
Belvoir Woods Health Care Center at The Fairfax		1			1
INFANTS & CHILDREN PA			1	100%	1
Glen Oaks Health and REhabilitation		1			1
WASHINGTON SOLDIERS HOME AND COLONY		1			1
Lexington Medical Center Extended Care		1			1
Greenhaven Health and Rehabilitation		1			1
BAYSTATE REFERENCE LABORATORY			1	100%	1
CAREHERE HUDSON BAY			1	100%	1

COVID-19: testing by laboratory

Data through Apr 26, 2021 verified as of Apr 27, 2021 at 09:25 AM

Data in this report are provisional and subject to change.

The numbers in the table below represent the number of Florida and non-Florida residents for whom test results were received by the Department of Health. A person can be tested by more than one laboratory and can have both positive and negative results. **Therefore, the sum of the numbers in each column will be larger than the total number of people tested.**

Reporting lab	Inconclusive	Negative	Positive	Percent positive	Total
HEALTH NETWORK LAB			1	100%	1
CONSOLIDATED			1	100%	1
URGENT 202 COX CREEK PKWY		1			1
SEGAL INSTITUTE FOR CLINICAL RESEARCH INC			1	100%	1
ARIZA WELLNESS CARE LLC			1	100%	1
Accordius Health at Harrisonburg		1			1
UNIVERSITY OF WASHINGTON DEPT OF LAB MEDICINE			1	100%	1
KNAPP MEDICAL GROUP			1	100%	1
Sunnybrook Rehabilitation Center			1	100%	1
CVS MA1121POCT WESTFORD		1			1
ANSWERS RESOURCE FACILITY		1			1
WALGREENS #10308		1			1
NORTHWEST FLORIDA SPECIALTY PHYSICIANS LLC		1			1
MERCYONE DES MOINES MEDICAL CENTER			1	100%	1
METRO HEALTH HOSPITAL LABORATORY		1			1
DR Q PEDIATRICS			1	100%	1
EAST LANSING OPCO		1			1
ARIZONA STATE LABORATORY			1	100%	1
Manor Care of Dallastown d/b/a ManorCare Health Services - Dallastown		1			1
BRIAN C GRINER MD LLC			1	100%	1
ORCHARD PARK HEALTH CARE AND REHABILITATION CENTER		1			1
MINUTECLINIC DIAGNOSTIC OF TN PC #6437		1			1
HEALTH AND HOPE CLINIC INC			1	100%	1
INTERMOUNTAIN HEALTHCARE LABORATORY SERVICES			1	100%	1
SHARP GROSSMONT HOSPITAL LABORATORY			1	100%	1
HEALTHPLUS			1	100%	1
MARTINSVILLE HEALTH AND REHAB			1	100%	1
CVS CT2210POCT RIVERSIDE		1			1
Encompass Health Rehab Hosp Salisbury		1			1
Bayou Vista Community Care Center			1	100%	1
PHYSICIANS IMMEDIATE CARE			1	100%	1
TILE PHARMACY		1			1
CVS NE8626POCT LINCOLN		1			1
LINK PHARMACY LLC		1			1
Chesapeake Shores - Signature HealthCare LLC		1			1
TruCare Living Centers - Columbus		1			1
SAINT AGNES HOSPITAL			1	100%	1
CDPH K-12 SCHOOL LABORATORIES (HILLSBOROUGH CITY SCHOOL DISTRICT)			1	100%	1
Lopatcong Center		1			1
BAPTIST HEALTH FLOYD			1	100%	1
Canandaigua VAMC		1			1
CVS IL2297651CV JOLIET		1			1
JPS HEALTH CENTER AT TRUE WORTH PLACE			1	100%	1
WALGREENS #10854		1			1
SAINT FRANCIS HOSPITAL			1	100%	1
VALUE DRUG STORES INC		1			1
Churchman Village LLC		1			1

COVID-19: testing by laboratory

Data through Apr 26, 2021 verified as of Apr 27, 2021 at 09:25 AM

Data in this report are provisional and subject to change.

The numbers in the table below represent the number of Florida and non-Florida residents for whom test results were received by the Department of Health. A person can be tested by more than one laboratory and can have both positive and negative results. **Therefore, the sum of the numbers in each column will be larger than the total number of people tested.**

Reporting lab	Inconclusive	Negative	Positive	Percent positive	Total
WALGREENS #06025		1			1
SOLARIS HEALTHCARE PLANT CITY		1			1
LUTHERAN HOSPITAL OF INDIANA			1	100%	1
MEDICAL CITY NORTH HILLS			1	100%	1
			1	100%	1
LUMICO LIFE INSURANCE COMPANY		1			1
HYDE PARK MEDICAL CENTER		1			1
PRISMA HEALTH TUOMEY LABORATORY			1	100%	1
POMPANO BEACH ARTIFICIAL KIDNEY CENTER			1	100%	1
ADDINGTON PLACE EAST LAKE		1			1
CARESTAT HOSPICE SERVICES			1	100%	1
RIDGE OPTUM FLORIDA			1	100%	1
ATLANTIS VISION CENTER			1	100%	1
PULSE MEDICAL DOCTOTS LLC			1	100%	1
SOUTH FLORIDA EVALUATION AND TREATMENT		1			1
Chateau Dville Rehab & Retirement		1			1
LAURELS OF NORWORTH		1			1
USA Healthcare LTC, LLC - Folsom Center for Rehabilitation & Healthca		1			1
Absolut Care of Gasport		1			1
BAY AREA HOSPITAL LAB & HST		1			1
QUINCY DIALYSIS			1	100%	1
Kroger 419 - The Little Clinic Farmington/Exeter		1			1
WELLCARE URGENT CARE			1	100%	1
VICTORIA PAIN AND REHABILITATION CENTER			1	100%	1
UFHEALTH			1	100%	1
INFINITY HOME CARE OF PORT CHARLOTTE, LLC			1	100%	1
PRIMEX CLINICAL LABORATORIES INC			1	100%	1
MERITER LABORATORIES			1	100%	1
SISTERS MISSION			1	100%	1
Sarah A. Todd Memorial Home		1			1
VERITAS GENETICS, INC.			1	100%	1
FLORHAM PARK ENDOSCOPY CENTER		1			1
CONVENIENT URGENT CARE			1	100%	1
ADVENTHEALTH MEDICAL GROUP UROLOGY AT EAST ORLANDO		1			1
HEALTH FIRST HOME CARE		1			1
FORT MYERS DIALYSIS		1			1
TITUSVILLE TOWERS ASSISTED LIVING		1			1
WY RETIREMENT CENTER		1			1
EILEEN TURBESSI MD PA		1			1
OUCH URGENT CARE			1	100%	1
MALUHIA		1			1
San Antonio Residence and Rehabilitation Center		1			1
FAU MEMORY & WELLNESS CENTER			1	100%	1
CVS KS8601POCT OVERLAND PARK			1	100%	1
Kroger 682 - The Little Clinic Combs and Gantzel		1			1
ORMOND BEACH DIALYSIS			1	100%	1
REGIONAL MED CTR BAYONET POINT			1	100%	1

COVID-19: testing by laboratory

Data through Apr 26, 2021 verified as of Apr 27, 2021 at 09:25 AM

Data in this report are provisional and subject to change.

The numbers in the table below represent the number of Florida and non-Florida residents for whom test results were received by the Department of Health. A person can be tested by more than one laboratory and can have both positive and negative results. **Therefore, the sum of the numbers in each column will be larger than the total number of people tested.**

Reporting lab	Inconclusive	Negative	Positive	Percent positive	Total
SAINT JOSEPHS HOSPITAL OF ATLANTA			1	100%	1
DOCTORS CHOICE HOME CARE INC			1	100%	1
STAT EMERGENCY CENTER			1	100%	1
ENT & ALLERGY ASSOCIATES, LLP - SLEEPY HOLLOW (ABBOTT)		1			1
HENRICO DOCTOR'S LABORATORY			1	100%	1
PROGRESSIVE MEDICAL RESEARCH			1	100%	1
SOUTHERN OHIO MEDICAL CENTER			1	100%	1
PUBLIX PHARMACY #0332		1			1
GOLDING-GRANADO MEDICAL ASSOCIATES		1			1
IVAN, MAYA			1	100%	1
Manor Care Health Care Services - Williamsport North		1			1
Kroger 518 - The Little Clinic Hermitage		1			1
Kroger 670 - The Little Clinic Dawson Forest Rd & Hwy 19		1			1
SOUTHERN FAMILY HEALTH			1	100%	1
LAKE MARY OPTUM FLORIDA			1	100%	1
MINUTE CLINIC DIAGNOSTICS OF IN, LLC #6252		1			1
AUTUMN CARE OF STATESVILLE, LLC		1			1
Jenkins Living Center		1			1
MISSION HOSPITAL			1	100%	1
GENESIS MICROBIOLOGY LAB		1			1
PUBLIX PHARMACY #1488		1			1
CHILDRENS DOCTOR OF TAMPA BAY, THE			1	100%	1
MEDICAL CENTER			1	100%	1
Trenton Health and Rehabilitation		1			1
MAHONEY PEDIATRICS PA			1	100%	1
ARLINGTON ADULT RESIDENTIAL FACILITY, INC			1	100%	1
ALL AMERICAN FAMILY AND GERIATRIC CARE			1	100%	1
SAINT ALPHONSUS REGIONAL MEDICAL CENTER			1	100%	1
LAKE COMMUNITY ACTION AGENCY		1			1
HEALTH & WELLNESS PROFESSIONALS INC			1	100%	1
LOWER KEYS COMMUNITY HEALTH CENTER			1	100%	1
Good Samaritan Society - Albion		1			1
RICHMOND MEDICAL CENTER FOR WOMEN		1			1
TUNIS STREET GROUP HOME		1			1
ECHCS - Jewell Clinic		1			1
THE INTERNAL MEDICAL GROUP		1			1
DOCTOR TODAY URGENT CARE			1	100%	1
AMALIA'S COMMUNITY CLINIC, CORP			1	100%	1
YOUTH HEALTH CENTER OF HUNTINGTON		1			1
Crowne Place Assisted Living		1			1
ST.ELIZABETH HEALTH CENTER	1				1
PANCARE HEALTH - NORTHSIDE ELEMENTARY			1	100%	1
THE MEDICAL CENTER AT BOWLING GREEN			1	100%	1
DONALSONVILLE HOSPITAL			1	100%	1
NEMOURS CHILDRENS PRIMARY CARE CLERMONT			1	100%	1
EVANS FAMILY CARE PA			1	100%	1
JUPITER MEDICAL GROUP			1	100%	1

COVID-19: testing by laboratory

Data through Apr 26, 2021 verified as of Apr 27, 2021 at 09:25 AM

Data in this report are provisional and subject to change.

The numbers in the table below represent the number of Florida and non-Florida residents for whom test results were received by the Department of Health. A person can be tested by more than one laboratory and can have both positive and negative results. **Therefore, the sum of the numbers in each column will be larger than the total number of people tested.**

Reporting lab	Inconclusive	Negative	Positive	Percent positive	Total
LIFE CARE CENTER OF HILTON HEAD		1			1
Mayaguez Outpatient Clinic		1			1
HARDVARD VANGUARD MEDICAL ASSOCIATES - NEEDHAM			1	100%	1
EASTGENE LABORATORIES		1			1
CVS / PHARMACY #10794			1	100%	1
FRITZINGERTOWN SENIOR LIVING		1			1
PHYSICIANS URGENT CARE			1	100%	1
SUMMERFORD NURSING HOME, INC.		1			1
CLEVELAND CLINIC AKRON GENERAL			1	100%	1
DPH OP LAB			1	100%	1
Walgreens #3049		1			1
MOUNT SINAI COMPREHENSIVE CANCER CENTER			1	100%	1
NORTH PALM CHIDRENS PHYSICIANS			1	100%	1
Schoenbrunn Healthcare		1			1
WELLSTREET SMYNA URGENT CARE		1			1
EVERLYWELL DIAGNOSTICS			1	100%	1
MOUNTAINVIEW URGENT CARE VALLEY		1			1
NORTH RIVER FAMILY HEALTH CENTER			1	100%	1
ISSAM ALBANNA MD PA			1	100%	1
EXPRESS CARE OF OCALA			1	100%	1
Glen Haven Health and Rehabilitation LLC		1			1
DOYLESTOWN HOSPITAL			1	100%	1
EAGLE COUNTY HEALTH AND HUMAN SERVICES			1	100%	1
Grangeville Health and Rehab		1			1
NOORANI MEDICAL CENTER LLC			1	100%	1
HUGH CHATHAM FAMILY MEDICINE INDEPENDENCE		1			1
Summit Medical Group Morristown Oncology		1			1
UNIVERSITY OF IOWA HOSPITALS & CLINICS			1	100%	1
WALK IN FAMILY MEDICINE CENTER			1	100%	1
CHC SOUTHWEST FLORIDA LAB-LIVE			1	100%	1
NEW SMYRNA BEACH AMBULATORY CARE CTR			1	100%	1
MAYO CLINICAL LABORATORIES		1			1
BLESSINGS MEDICAL CLINIC, THE			1	100%	1
PHI LIFE SCIENCES			1	100%	1
REDMOND REGIONAL MEDICAL CENTER			1	100%	1
WALGREENS # 04440		1			1
TARRYTOWN PHARMACY			1	100%	1
ADAMS COUNTY HEALTH DEPARTMENT			1	100%	1
MEDEXPRESS URGENT CARE, LEBANON		1			1
PALM BEACH COUNTY HEALTH DEPT.			1	100%	1
MAYO CLINIC OUTPATIENT DIALYSIS CENTER			1	100%	1
CLIFTON SPRINGS		1			1
LEHIGH REGIONAL WOUND CENTER			1	100%	1
WHEATON FRANCISCAN LABORATORY			1	100%	1
OAK HAVEN REHAB AND NURSING CENTER			1	100%	1
Kroger 356 - The Little Clinic Middletown		1			1
WALMART PHARMACY 10-4554		1			1

COVID-19: testing by laboratory

Data through Apr 26, 2021 verified as of Apr 27, 2021 at 09:25 AM

Data in this report are provisional and subject to change.

The numbers in the table below represent the number of Florida and non-Florida residents for whom test results were received by the Department of Health. A person can be tested by more than one laboratory and can have both positive and negative results. **Therefore, the sum of the numbers in each column will be larger than the total number of people tested.**

Reporting lab	Inconclusive	Negative	Positive	Percent positive	Total
Vi at Aventura		1			1
Kroger 524 - The Little Clinic Iron Bridge Road		1			1
MEDIPLUS CLINIC, INC			1	100%	1
Kroger 825 - The Little Clinic Dorothy Lane		1			1
MCLEOD MEMORIAL HOSPITAL CLARENDON			1	100%	1
OXLEY PARK HEALTH & REHAB		1			1
BAYLOR SCOTT & WHITE ALL SAINTS MEDICAL CENTER FT			1	100%	1
Grays Harbor Health and Rehabilitation		1			1
SEATTLE-KING COUNTY			1	100%	1
MEMORIAL HOSPITAL LOS BANOS			1	100%	1
DR BAWA AND ASSOCIATES			1	100%	1
ATMORE COMMUNITY HOSPITAL			1	100%	1
Kroger 57 - The Little Clinic Jay C Charlestown		1			1
CHC			1	100%	1
ADVANCED LABORATORY SERVICES			1	100%	1
FLORIDA DIGESTIVE AND LIVER SPECIALISTS			1	100%	1
SARASOTA MEMORIAL HEALTHCARE			1	100%	1
PAUL C SCHWARTZ & MELVIN L WEIDMAN		1			1
Willowbrooke Court at Normandy Farms Estates		1			1
BIODORON LABORATORIES			1	100%	1
Davie Nursing & Rehabilitation Center		1			1
FAMILY PRACTICE OF CENTRAL FLORIDA PA			1	100%	1
CONSULATE HEALTH CARE OF VERO BEACH			1	100%	1
Crisp Regional Nursing and Rehab Center		1			1
MISSION REGIONAL MEDICAL CENTER			1	100%	1
Kingston of Miamisburg		1			1
CAPE CORAL HOSPITAL NURSING			1	100%	1
USF PHYSICIANS GROUP			1	100%	1
COLUMBIA CREST CARE & RAHAB		1			1
HEALTHCARE PARTNERS FAMILY MEDICINE LLC			1	100%	1
Linley Park Rehabilitation & Healthcare Center		1			1
OPCO LLC LEGACY NURSING AND REHABILITA		1			1
MBMG OF WINTER HAVEN			1	100%	1
COLLIER BLVD HMA PHYSICIANS MANAGEMENT LLC			1	100%	1
THEDACARE FAMILY MEDICINE GATEWAY			1	100%	1
KINGMAN REGIONAL MEDICAL CENTER			1	100%	1
Kroger 447 - The Little Clinic Lebanon		1			1
Jewish Home of Rochester		1			1
MEMORIAL HERMANN SOUTHWEST HOSPITAL			1	100%	1
URGENT DOC -NACOGODOCHES CLINIC			1	100%	1
SARHA DOCTORS CENTER			1	100%	1
ACCESS FAMILY CARE LLC			1	100%	1
WEST PALM BEACH PHARMACEUTICALS LLC			1	100%	1
UNITYPOINT HEALTH TRINITY			1	100%	1
Crowne Health Care of Eufaula		1			1
AESTHETIC PHYSICIANS PC			1	100%	1
MEDHEALTH CLINICAL INC			1	100%	1

COVID-19: testing by laboratory

Data through Apr 26, 2021 verified as of Apr 27, 2021 at 09:25 AM

Data in this report are provisional and subject to change.

The numbers in the table below represent the number of Florida and non-Florida residents for whom test results were received by the Department of Health. A person can be tested by more than one laboratory and can have both positive and negative results. **Therefore, the sum of the numbers in each column will be larger than the total number of people tested.**

Reporting lab	Inconclusive	Negative	Positive	Percent positive	Total
Williamstown Commons			1	100%	1
Kroger 531 - The Little Clinic Waterville		1			1
B2 URGENT CARE			1	100%	1
YOUR HEALTH PEDIATRICS INC			1	100%	1
DESTIN SURGERY CENTER LTD		1			1
ANDERSON NURSING CENTER			1	100%	1
FAITH FAMILY PRACTICE			1	100%	1
PINECREST MANOR		1			1
INTERIM HEALTHCARE OF PALM COAST			1	100%	1
ADVANCE CARDIOVASCULAR IMAGING, INC			1	100%	1
Lakeland Nursing and Rehabilitation Center LLC		1			1
ADVENTHEALTH MEDICAL GROUP INTERNAL MEDICINE AT MILLS			1	100%	1
BROOKSVILLE REGIONAL HOSPITAL			1	100%	1
PEDIATRIC URGENT CARE CENTR OF FORT WORTH-LA GRAN			1	100%	1
Country View of Sunbury			1	100%	1
SPRINGFIELD HOSPITAL			1	100%	1
Hinesville VA Clinic		1			1
BETHESDA HEALTH PHYSICIANS GROUP		1			1
Cerenity Senior Care-White Bear Lake		1			1
COSTCO PHARMACY #1023			1	100%	1
BARTLE'S PHARMACY INC			1	100%	1
HATLEY HEALTH CARE, INC		1			1
ALLEGHENY COUNTY HEALTH DEPARTMENT - PUBLIC HEALTH LABORATORY			1	100%	1
LABORATORY COPRORATION OF AMERICA			1	100%	1
UMASS MEMORIAL/MARLBORO HOSPITAL			1	100%	1
STANLY REGIONAL MEDICAL CENTER			1	100%	1
NCH HEALTHCARE CREEKSIDE ENDOSCOPY			1	100%	1
AMBRY GENETICS CORP	1				1
MT VIEW			1	100%	1
ONPOINT URGENT CARE			1	100%	1
Garden Villa Bedford		1			1
Traymore Nursing Center		1			1
HOLYCROSS URGENT CARE AND IMAGING CENTER		1			1
FLORIDA MEDICAL CLINIC, PA		1			1
MRMC LAB MICRO			1	100%	1
MEDEXPRESS URGENT CARE - LEOMINSTER		1			1
LAKE WALES DIALYSIS CENTER			1	100%	1
HEARTLAND OF ZEPHYRHILLS FL, LLC			1	100%	1
INTERIM HEALTHCARE			1	100%	1
REGIONAL MEDICAL CENTER			1	100%	1
REELFOOT FAMILY WALK-IN CLINIC		1			1
INNOVATIVE HEALTH DIAGNOSTIC OF CALIFORNIA			1	100%	1
HALIFAX FAMILY HEALTH CENTER			1	100%	1
View Ridge Care Center		1			1
CONEY ISLAND HOSP			1	100%	1
D'YOUVILLE SCHOOL OF PHARMACY		1			1
MYLAN-SOUTH POINT PA		1			1

COVID-19: testing by laboratory

Data through Apr 26, 2021 verified as of Apr 27, 2021 at 09:25 AM

Data in this report are provisional and subject to change.

The numbers in the table below represent the number of Florida and non-Florida residents for whom test results were received by the Department of Health. A person can be tested by more than one laboratory and can have both positive and negative results. **Therefore, the sum of the numbers in each column will be larger than the total number of people tested.**

Reporting lab	Inconclusive	Negative	Positive	Percent positive	Total
GENESEE COUNTY HEALTH DEPARTMENT		1			1
SIGNATURE CARE COLLEGE STATION			1	100%	1
PSL JAX BEACH OPERATIONS LLC			1	100%	1
TRANSCEND PERFORMANCE AND LIFESTYLE INSTITUTE			1	100%	1
ManorCare Yeadon		1			1
Kroger 699 - The Little Clinic Smyrna		1			1
SARASOTA MEMORIAL HOSPITAL		1			1
PEDIATRIC ASSOCIATES - JACKSONVILLE			1	100%	1
CLINIC OF PLANT CITY, THE		1			1
RIVERTON CBOC			1	100%	1
WYTHE CNTY COMMUNITY HOSP LABORATORY			1	100%	1
FAMILY MEDICAL CENTER OF HOLLYWOOD PA			1	100%	1
UNIVERSITY OF MIAMI - LENNAR CENTER			1	100%	1
RED HOOK FAMILY PRACTICE		1			1
MEDCOR INC			1	100%	1
EH FARGO HOSPITAL LABORATORY			1	100%	1
CVS OH3481POCT MARYSVILLE		1			1
RADIANCE HEALTH RX		1			1
ABRAKIDABRA KIDS CLINIC			1	100%	1
MEDEXPRESS URGENT CARE - JACKSON		1			1
HUNTSVILLE HOSPITAL			1	100%	1
SUMMER PLACE NURSING & REHABILITATION		1			1
EUGENE T FINAN, MD			1	100%	1
MEDSTAR HEALTH URGENT CARE			1	100%	1
Senatobia Healthcare & Rehab		1			1
CARDIAC AND VASCULAR CONSULTANTS MD PA		1			1
HOLMES FAMILY PRACTICE PA			1	100%	1
CORPORATION OF AMERICA		1			1
SPECTRUM LUDINGTON			1	100%	1
White River Health Care Center		1			1
FLORIDA STATE UNIVERSITY HEALTH SERVICES			1	100%	1
CONNECTICUT CVS PHARMACY, LLC		1			1
BEAUMONT REFERENCE LABORATORY			1	100%	1
PHOEBE PRIMARY CARE CAMILLA			1	100%	1
TREASURE COAST MEDICAL CONCIERGE LLC			1	100%	1
BRETON REHABILITATION & LIVING CENTRE		1			1
Manassas Health & Rehab			1	100%	1
PHYSICIANS OF CENTRAL FLORIDA			1	100%	1
Cornerstone at the Ranch		1			1
MAINE HEALTH AND ENVIRONMENTAL TESTING LABORATORY			1	100%	1
UNIVERSITY PLACE NURSING CENTER		1			1
LAKEWOOD RANCH URGENT CARE PA			1	100%	1
NORTHERN KENTUCKY HEALTH DEPARTMENT			1	100%	1
Niles Nursing and Rehab. Center		1			1
WINTER GARDEN CHILDREN'S HEALTH CENTERS			1	100%	1
ADVANCED INDIVIDUALIZED MEDICINE OF NAPLES			1	100%	1
NORTHEAST GEORGIA HEALTH SYSTEM			1	100%	1

COVID-19: testing by laboratory

Data through Apr 26, 2021 verified as of Apr 27, 2021 at 09:25 AM

Data in this report are provisional and subject to change.

The numbers in the table below represent the number of Florida and non-Florida residents for whom test results were received by the Department of Health. A person can be tested by more than one laboratory and can have both positive and negative results. **Therefore, the sum of the numbers in each column will be larger than the total number of people tested.**

Reporting lab	Inconclusive	Negative	Positive	Percent positive	Total
PALM BEACH COUNTY SHERIFF OFFICE			1	100%	1
WALGREENS #01456		1			1
ST. MICHAEL'S ELITE HOSPITAL			1	100%	1
MIAMI-DADE COUNTY HEALTH DEPT.		1			1
CHILDRENS AT NORTH POINT URGENT CARE L		1			1
BROOKDALE WEST PALM BEACH			1	100%	1
PHYSICIANS ASSOCIATES PA			1	100%	1
ST MICHAEL'S ELITE MEDICAL HOSPITAL			1	100%	1
Indianspring of Oakley		1			1
HEARTLAND NURSING & REHABILITATION		1			1
GARDENS PEDIATRICS LAB			1	100%	1
MIAMI JEWISH DIALYSIS			1	100%	1
PARK CITY HOSPITAL - RESPIRATORY CARE SERVICES			1	100%	1
SUMMERFIELD PAIN MANAGEMENT			1	100%	1
BREVARD COUNTY JAIL			1	100%	1
WALGREENS # 12338		1			1
Citadel		1			1
FREDERICK AVENUE GROUP HOME		1			1
SUNSHINE FAMILY & WELLNESS CENTER			1	100%	1
Smg/North Jersey Hematology & Oncology		1			1
SUPREME MEDICAL GROUP PLLC			1	100%	1
Ravenwood Speciality Care		1			1
PROGENESIS INC			1	100%	1
LAKE VIEW COURT		1			1
ALL CHILDRENS PEDIATRIC CLINIC			1	100%	1
SILVER SPRINGS SHORES DIALYSIS			1	100%	1
ADVANCE MD CARE			1	100%	1
ASSOCIATESMD			1	100%	1
NORTH COUNTY MEDICAL LAB			1	100%	1
BROOKS REHAB			1	100%	1
GULF COUNTY HEALTH DEPARTMENT			1	100%	1
NORTH BROWARD MEDICAL CENTER			1	100%	1
Raleigh Center (WV)			1	100%	1
KIDZ FAMILY CARE			1	100%	1
KEY WEST BRANCH MEDICAL CLINIC			1	100%	1
CENTRAL TX URGENT CARE			1	100%	1
JOHNSON MEDICAL SERVICES			1	100%	1
OCEAN PEDIATRIC CARE			1	100%	1
US LABORATORIES			1	100%	1
BRISTOL REGINAL MEDICAL CENTER			1	100%	1
PHYSICIANS LAB INC			1	100%	1
HEALTH GUAGE			1	100%	1
Caldwell Care		1			1
CEPERO PEDIATRICS PA			1	100%	1
CULVER CITY URGENT CARE			1	100%	1
THE HOSPITALS OF PROVIDENCE EMERGENCY ROOM			1	100%	1
MEDEXPRESS URGENT CARE - PINE BLUFF S		1			1

COVID-19: testing by laboratory

Data through Apr 26, 2021 verified as of Apr 27, 2021 at 09:25 AM

Data in this report are provisional and subject to change.

The numbers in the table below represent the number of Florida and non-Florida residents for whom test results were received by the Department of Health. A person can be tested by more than one laboratory and can have both positive and negative results. **Therefore, the sum of the numbers in each column will be larger than the total number of people tested.**

Reporting lab	Inconclusive	Negative	Positive	Percent positive	Total
MEMORIAL HERMANN MEDICAL GROUP-ATASCOCITA PEDS			1	100%	1
OMNICARE PHARMACY OF TEXAS 1, LP		1			1
PALMETTO LANDING			1	100%	1
SOPHIA MEDICAL ASSOCIATES, PC			1	100%	1
Walgreens #19992		1			1
HAYS CLINICAL LAB			1	100%	1
KROGER 915 - THE LITTLE CLINIC ANDERSON			1	100%	1
Kroger - KRO01100688			1	100%	1
GATEWAY HEALTHCARE, PC			1	100%	1
UNIVERSITY OF MARYLAND PATHOLOGY ASSOCIATES			1	100%	1
MOUNT SINAI HOSPITAL OF QUEENS			1	100%	1
CENTRAL FLA PEDIATIC URGENT CARE LLC		1			1
AMBULATORY CARE CLINIC, LLC			1	100%	1
UF HEALTH EMERGENCY CENTER LABORATORY		1			1
CLINICAL CARE, INC			1	100%	1
MEDLABS OF FLORIDA LLC D/B/A MEDLABS DIAGNOSTICS		1			1
Excel Care Center			1	100%	1
LABORATORIO BUENA SALUD			1	100%	1
Kempsville Health and Rehab Center		1			1
ST LUKE LUTHERAN HOME		1			1
MEDEXPRESS URGENT CARE - LAWTON		1			1
CORVALLIS CLINIC PC LAB		1			1
YOUR KIDS URGENT CARE			1	100%	1
CENTER AT WATERFRONT		1			1
BUFFALO VAMC			1	100%	1
BLACKBERRY CENTER, THE		1			1
HEALTH CHOICES, PLLC		1			1
ATHENA PLASTIC SURGERY		1			1
WALGREENS #05150		1			1
MIAMI CHILDRENS HOSPITAL MIDTOWN OUTPATIENT CENTER			1	100%	1
CVS TX7824POCT GARLAND		1			1
ORLANDO DIALYSIS		1			1
PASCO COUNTY HEALTH DEPARTMENT			1	100%	1
WILLOWBROOKE CT AT LIMA ESTATES		1			1
KELLY			1	100%	1
WW Chem Auto SS			1	100%	1
NEW ULM MEDICAL CENTER			1	100%	1
NHC HEALTH CARE CENTER		1			1
PREVENTIVE CARDIOLOGY AND INTERNAL MEDICINE ASSOCI			1	100%	1
METHODISM MIDLOTHIAN MEDICAL CENTER			1	100%	1
CORE OCCUPATIONAL MEDICINE			1	100%	1
MEDICAL CENTER OF TRINITY - MOB		1			1
DORA HOME CARE			1	100%	1
BAPTIST HEALTH SURGERY CENTER			1	100%	1
MEMPHIS URGENT CARE #2, LLC			1	100%	1
PALMA CEIA MED GROUP-SWANN		1			1
NHC HealthCare St. Charles		1			1

COVID-19: testing by laboratory

Data through Apr 26, 2021 verified as of Apr 27, 2021 at 09:25 AM

Data in this report are provisional and subject to change.

The numbers in the table below represent the number of Florida and non-Florida residents for whom test results were received by the Department of Health. A person can be tested by more than one laboratory and can have both positive and negative results. **Therefore, the sum of the numbers in each column will be larger than the total number of people tested.**

Reporting lab	Inconclusive	Negative	Positive	Percent positive	Total
WELLPATH			1	100%	1
ROBERT TAYLOR COMMUNITY COMPLEX			1	100%	1
ALTA BATES SUMMIT MEDICAL CENTER CLINICAL LAB			1	100%	1
TRIPLE O RESEARCH INSTITUTE PA			1	100%	1
CLARKSVILLE MANOR INC		1			1
THYROID SPECIALTY LABORATORY			1	100%	1
ST JOHN'S HOME CARE			1	100%	1
RAMBAM URGENT CARE			1	100%	1
RESIDENCES AT MIAMI / REIGN GARDENS LLC, THE			1	100%	1
NATICK URGENT CARE			1	100%	1
Walgreens #5421		1			1
Walgreens #9121		1			1
EAST COAST INSTITUTE FOR RESEARCH LLC			1	100%	1
PRESTIGE ER			1	100%	1
NHSN_AIMS		1			1
WELLMED AT LINEBAUGH AVE			1	100%	1
CVS AZ4795POCT MESA		1			1
Kroger - KR070300083			1	100%	1
CLIFTON-FINE HOSPITAL LABORATORY		1			1
ADVENTHEALTH MEDICAL GROUP PEDIATRICS DIABETES &			1	100%	1
PALM SPRINGS GENERAL HOSPITAL			1	100%	1
Bolingreen Health and Rehabilitation		1			1
MORELL			1	100%	1
ADVENT HEALTH MEDICAL GROUP MULTISPECIALTY			1	100%	1
IC LABS			1	100%	1
HEARTLAND PHARMACY SEBRING			1	100%	1
NICKLAUS CHILDREN'S DORAL OUTPATIENT CENTER			1	100%	1
TILLAMOOK COUNTY GENERAL HOSPITAL LAB		1			1
COASTAL MANOR		1			1
UNITED PHYSICIAN GROUP FAMILY MEDICINE OF HAMPTON		1			1
WATERTOWN URGENT CARE		1			1
SAN JOSE CLINIC		1			1
VIP STARNETWORK		1			1
Kroger 532 - The Little Clinic Murfreesboro		1			1
SOUTHEASTERN INTEGRATED MEDICAL PL			1	100%	1
LEE MEMORIAL HOSPITAL OUTPATIENT SURGERY CENTER			1	100%	1
Good Samaritan Society-Atkinson		1			1
Villa Maria			1	100%	1
XSTREMEMD			1	100%	1
ENZO LABS INC			1	100%	1
CFHC - FROSTPROOF			1	100%	1
MERITUS MEDICAL CENTER			1	100%	1
INTERNAL MEDICINE EMILIA MURRAY MD PA		1			1
Kroger 907 - The Little Clinic Holland		1			1
CVS PA2867POCT FOLSOM		1			1
MISSOURI DEPARTMENT OF HEALTH AND SENIOR SERVICES - STATE PH LAB		1			1
Masonic Medical Research Institute			1	100%	1

COVID-19: testing by laboratory

Data through Apr 26, 2021 verified as of Apr 27, 2021 at 09:25 AM

Data in this report are provisional and subject to change.

The numbers in the table below represent the number of Florida and non-Florida residents for whom test results were received by the Department of Health. A person can be tested by more than one laboratory and can have both positive and negative results. **Therefore, the sum of the numbers in each column will be larger than the total number of people tested.**

Reporting lab	Inconclusive	Negative	Positive	Percent positive	Total
PEDIATRIC SPECIALTY CLINIC COLLIER			1	100%	1
BLUE RIDGE URGENT CARE MORGANTON			1	100%	1
SPELMAN COLLEGE DEPT OF HEALTH SERVICE		1			1
HOLYOKE MEDICAL CENTER			1	100%	1
EAST END PEDIATRICS		1			1
CAN COMMUNITY HEALTH NORTH MIAMI, FL		1			1
PACE UNIVERSITY HEALTH CARE		1			1
RIVERSIDE COUNTY PUBLIC HEALTH LABORATORY			1	100%	1
UCSD MICROBIOLOGY LABORATORY			1	100%	1
Diversicare of Eupora		1			1
UF HEALTH THE VILLAGES			1	100%	1
CARE CONNECTIONS AT HOME LLC			1	100%	1
THE BRENNITY AT TRADITION			1	100%	1
AFTER HOURS CLINIC			1	100%	1
CARESPOT - WELLINGTON			1	100%	1
INTERNAL MEDICINE GROUP OF WINTER HAVEN PA		1			1
Kroger 527 - The Little Clinic Hwy 70 S.		1			1
Accordius Health at Gastonia			1	100%	1
ABBOTT LABORATORIES ROSS PRODUCTS			1	100%	1
LAB. CORP. OF AMERICA			1	100%	1
1ST CHOICE URGENT CARE CENTER LLC			1	100%	1
HANCOCK REGIONAL HOSPITAL		1			1
IDAHO HEALTH DEPARTMENT			1	100%	1
FAIRVIEW HOSPITAL			1	100%	1
CLINTON DRUG STORE		1			1
Oakview Manor Health and Rehab		1			1
C A R E S		1			1
WALGREENS #05432		1			1
DW MCMILLAN MEMORIAL HOSPITAL LABORATORY			1	100%	1
INDIANA STATE DEPARTMENT OF HEALTH CLINIC MICROBIOLOGY		1			1
STAMFORD HOSPITAL			1	100%	1
HOME AIDE SVC OF EASTERN NY INC D/B/A		1			1
MARYWOOD HEIGHTS		1			1
STEELFUSION CLINICAL TOXICOLOGY LABS			1	100%	1
SELF REGIONAL HEALTHCARE			1	100%	1
Walgreens #17445		1			1
CLINICAL LABORATORY DEPARTMENT			1	100%	1
ANDREWS			1	100%	1
Kroger 539 - The Little Clinic Memorial Blvd.		1			1
Central Alabama Veterans HCS - East Campus		1			1
CLINICAL MICROBIOLOGY LAB FAIRVIEW UNIVERSITY HOSPITAL			1	100%	1
Oak Hill Health & Rehabilitation Center			1	100%	1
Willow Ridge Center		1			1
TALLAHASSEE DIALYSIS		1			1
ORAL & FACIAL SURGERY			1	100%	1
J F K PEDIATRICS			1	100%	1
CHILDRENS HEALTHCARE CTE OF NORTHERN		1			1

COVID-19: testing by laboratory

Data through Apr 26, 2021 verified as of Apr 27, 2021 at 09:25 AM

Data in this report are provisional and subject to change.

The numbers in the table below represent the number of Florida and non-Florida residents for whom test results were received by the Department of Health. A person can be tested by more than one laboratory and can have both positive and negative results. **Therefore, the sum of the numbers in each column will be larger than the total number of people tested.**

Reporting lab	Inconclusive	Negative	Positive	Percent positive	Total
LAKE REGIONAL HEALTH			1	100%	1
MED LAB SERVICES, LLC			1	100%	1
BIOLOGICAL AND CHEMICAL EMERGENCIES LABORATORY			1	100%	1
PHOENIX MEDICAL CLINIC			1	100%	1
PALM BEACH PEDIATRIC UROLOGY			1	100%	1
ADVANCED CARDIOVASCULAR DIAGNOSTICS OF FL			1	100%	1
NF Escambia, LLC DBA Olive BranchHealth and Rehabilitaion Center			1	100%	1
Stonespring Transitional Care		1			1
IZ MEDICAL		1			1
Medilodge of Midland		1			1
CARENOW URGENT CARE – SPRING			1	100%	1
JOHN HOPKINS WELLNESS CENTER PEPSICO			1	100%	1
ADVANCE GASTROENTEROLOGY			1	100%	1
MEMORIAL MEDICAL CENTER			1	100%	1
KROGER 785 - THE LITTLE CLINIC DIXIE HWY		1			1
NEMOURS CHILDRENS URGENT CARE			1	100%	1
SWIFT CREEK HEALTH CENTER AT THE TEMPL		1			1
PARKWAY REGIONAL MEDICAL CENTER LAB			1	100%	1
St. Ann Rehabilitation and Nursing Center		1			1
AdventHealth Care Center Zephyrhills North			1	100%	1
DESERT SPRINGS HOSPITAL			1	100%	1
CARENOW URGENT CARE-HENDERSONVILLE		1			1
PENROSE HOSPITAL			1	100%	1
The Carrington		1			1
EMERALD HEALTH CARE		1			1
PUBLIC HEALTH LABORATORIES			1	100%	1
MOSOLF PEDIATRICS PA			1	100%	1
Riverside Nursing & Rehabilitation Center		1			1
MID-SOUTH URGENT CARE, PLLC			1	100%	1
SUNY AT STONY BROOK			1	100%	1
PROVIDENCE HOSPITAL			1	100%	1
UT HEALTH RGV CLINICAL LABORATORY			1	100%	1
FLORIDA HOSPITAL TRANSPLANT CENTER		1			1
ABBOTT LABORATORIES - OCCUPATIONAL HEALTH SERVICES			1	100%	1
ATHENS MEDICAL CENTER			1	100%	1
MEDPOST URGENT CARE - CIBOLO			1	100%	1
DEPARTMENT OF HEALTH SERVICES			1	100%	1
DEVITA		1			1
BRIDGEWATER PARK ASSISTED LIVING LLC			1	100%	1
Brio of Johnston		1			1
NIHCC			1	100%	1
LINCOLN COUNTY MEDICAL CENTER		1			1
ALL PRO ORTHOPEDICS & SPORTS MEDICINE, PA			1	100%	1
PRINCIPLE DIAGNOSTICS LLC			1	100%	1
BAPTIST HEALTH EXPRESS CARE			1	100%	1
Walgreens #10988		1			1
ELATION HEALTH		1			1

COVID-19: testing by laboratory

Data through Apr 26, 2021 verified as of Apr 27, 2021 at 09:25 AM

Data in this report are provisional and subject to change.

The numbers in the table below represent the number of Florida and non-Florida residents for whom test results were received by the Department of Health. A person can be tested by more than one laboratory and can have both positive and negative results. **Therefore, the sum of the numbers in each column will be larger than the total number of people tested.**

Reporting lab	Inconclusive	Negative	Positive	Percent positive	Total
JAMES A HENRY MD LLC			1	100%	1
LIFESTREAM BEHAVIORAL CENTER INC			1	100%	1
SYNAPSE ANALYTICAL LABS		1			1
Kroger 588 - The Little Clinic Thompsons Station		1			1
EXACCARE KINGSTON, LLC			1	100%	1
SUN CITY DIAGNOSTIC CENTER			1	100%	1
BRIDGEWAY CENTER INC			1	100%	1
NHC PLACE AT COOL SPRINGS		1			1
Walgreens #10851		1			1
AUGUSTA HEALTH SD			1	100%	1
CRESTVIEW MED CLIN LAB			1	100%	1
Ashland Place Health and Rehabilitation, LLC		1			1
HSRE-ASL CASSELBERRY TRS, LLC			1	100%	1
St Mary's d'Youville Pavilion		1			1
RUBY MEMORIAL HOSP. LAB			1	100%	1
Kroger - KR003400316			1	100%	1
Waycross VA CBOC		1			1
Arlington Health and Rehabilitation		1			1
IMA MEDICAL CENTER OF SOUTH WEST ORLANDO			1	100%	1
WELLINGTON WEST 100176			1	100%	1
TREASURE COAST COMMUNITY HEALTH INC			1	100%	1
ELLICOTT CENTER FOR REHABILITATION AND		1			1
Encompass Health Rehab Hosp Tinton Falls		1			1
WALGREENS #12322		1			1
LOUNDY		1			1
Parkside Manor		1			1
MEDEXPRESS URGENT CARE - MT EPHRAIM		1			1
ADVENTHEALTH HOME CARE WATERMAN			1	100%	1
Medilodge of Kalamazoo		1			1
MIL LAKE HEALTHCARE CENTER INC PEDIATRICS			1	100%	1
LABTEST LLC LABTEST DIAGNOSTICS			1	100%	1
SOUTHERN WINDS			1	100%	1
APPLECARE URGENT CARE KINGSLAND			1	100%	1
American Fork Care Center dba Heritage Care Center		1			1
Kroger 49 - The Little Clinic Wichita - 21st St.			1	100%	1
LAKE MARY DIALYSIS			1	100%	1
CVS NV9586POCT RENO		1			1
LOUIS STOKES CLEVELAND VA MEDICAL CENTER			1	100%	1
COMMONWEALTH OF VIRGINIA DIVISION OF CONSOLIDATED LABORATORY SERVICES			1	100%	1
CARE ADVANTAGE			1	100%	1
Mountain City Care and Rehabilitation Center		1			1
CORPUS CHRISTI MEDICAL CENTER			1	100%	1
APPLECARE URGENT CARE			1	100%	1
Good Samaritan Society - Mountian Lake		1			1
PROGRESSIVE MEDICAL LAB LLC			1	100%	1
MEA PRIMARY CARE PLUS BYRAM			1	100%	1
PINEVILLE PHARMACY			1	100%	1

COVID-19: testing by laboratory

Data through Apr 26, 2021 verified as of Apr 27, 2021 at 09:25 AM

Data in this report are provisional and subject to change.

The numbers in the table below represent the number of Florida and non-Florida residents for whom test results were received by the Department of Health. A person can be tested by more than one laboratory and can have both positive and negative results. **Therefore, the sum of the numbers in each column will be larger than the total number of people tested.**

Reporting lab	Inconclusive	Negative	Positive	Percent positive	Total
St. Catherine's manor of Findlay		1			1
RAAZI CLINICAL LABORATORY LLC			1	100%	1
INTEGRIS SEMINOLE EMERGENCY DEPT			1	100%	1
SHAW MEDICAL GROUP LLC			1	100%	1
Diversicare of Ripley		1			1
DSL TENANT II LLC			1	100%	1
WARREN GENERAL HOSPITAL			1	100%	1
ASCENSION ST VINCENT'S - WESTSIDE			1	100%	1
COUNTRYSIDE PEDIATRIC CARE PA			1	100%	1
NORTH PALM BEACH DIALYSIS CENTER			1	100%	1
KIOSK MEDICINE KENTUCKY LLC		1			1
WALGREENS #07589		1			1
MEDICAL EXAMINERS OFFICE, LEESBURG			1	100%	1
NORTH BREVARD CHILDRENS MEDICAL CENTER			1	100%	1
DEACONESS URGENT CARE CENTER			1	100%	1
Encompass Health Rehab Hosp Harmarville		1			1
SOMA MEDICAL CENTER PA #4			1	100%	1
SOUTHWESTERN VERMONT MEDICAL CENTER			1	100%	1
Central Alabama Veterans HCS - West Campus		1			1
CHILDREN'S AT CHAMBLEE BROOKHAVEN URGE		1			1
PATIENT FIRST - HAMILTON		1			1
DOCTORS HOSPITAL OF LAREDO			1	100%	1
Kroger 767 - The Little Clinic Beaumont		1			1
TITUSVILLE REHABILITATION AND NURSING CENTER		1			1
CONNECTICUT PEDIATRICS @ CHC		1			1
Northern Nevada State Veterans Home		1			1
Peninsula Nursing and Rehabilitation Center		1			1
MINUTE CLINIC DIAGNOSTIC PA			1	100%	1
Shelbyville Manor		1			1
KAISER PERMANENTE REGIONAL REFERENCE LABORATORY		1			1
ENT AND ALLERGY ASSOCIATES, LLP		1			1
CARENOW MIDTOWN			1	100%	1
CVS TX3702POCT KATY		1			1
SALUDA NURSING CENTER		1			1
EVENTIDE LUTHERAN HOME		1			1
ISLANDS ASSISTED LIVING FACILITY,THE			1	100%	1
ARKANSAS PUBLIC HEALTH LABORATORY		1			1
MCR HEALTH MEDICAL EXPRESS			1	100%	1
LAKELAND REGIONAL HEALTH AUBURNDALE		1			1
LANGLEY DIALYSIS			1	100%	1
AUBURNDALE DOCTOR TODAY			1	100%	1
MEDICAL LIFE-INC GUIDEWELL EMERGENCY MEDICINE			1	100%	1
CENTRAL FLORIDA HOSPITALIST			1	100%	1
CERMAK HEALTH SERVICES			1	100%	1
NOVANT HEALTH PRINCE WILLIAM WELLNESS CENTER			1	100%	1
UT MD ANDERSON CANCER CENTER-TUMOR MARKER LAB			1	100%	1
ERIE COUNTY EMERGENCY SERVICES DIV OF		1			1

COVID-19: testing by laboratory

Data through Apr 26, 2021 verified as of Apr 27, 2021 at 09:25 AM

Data in this report are provisional and subject to change.

The numbers in the table below represent the number of Florida and non-Florida residents for whom test results were received by the Department of Health. A person can be tested by more than one laboratory and can have both positive and negative results. **Therefore, the sum of the numbers in each column will be larger than the total number of people tested.**

Reporting lab	Inconclusive	Negative	Positive	Percent positive	Total
MEMORIAL HOSPITAL MIRAMAR WAIVED TESTING			1	100%	1
BAPTIST HOSPITAL EAST			1	100%	1
APC HEALTH LLC			1	100%	1
STORMONT VAIL HOSPITAL			1	100%	1
PANCARE HEALTH - BRUCE			1	100%	1
BRANKO D PEJIC MD FAMILY PRACTICE			1	100%	1
RANDOLPH-MACON COLLEGE			1	100%	1
Remarkable Healthcare Dallas			1	100%	1
TRITENN LLC		1			1
Baypoint Healthcare Center			1	100%	1
AMD			1	100%	1
URGENTMED			1	100%	1
HIGHLANDS CLINICAL LABORATORY			1	100%	1
FLAGLER MEDICAL ASSOCIATES PA			1	100%	1
CARE CENTER OF LAKE PLACID			1	100%	1
INLET CONCIERGE MEDICINE			1	100%	1
MIAMI VASCULAR SURGERY			1	100%	1
ST FRANCIS COLLEGE WELLNESS CENTER		1			1
FINLAY MEDICAL RESEARCH CORP			1	100%	1
PENSACOLA PATHOLOGY		1			1
CHATSWORTH ASSISTED LIVING COMMUNITY AT PGA NATIONAL			1	100%	1
KIS URGENT CARE			1	100%	1
PRIME CARE FAMILY MEDICINE			1	100%	1
CHILDRENS SPECIALIST PEDIATRIC PULMMOLOGY &			1	100%	1
NLAC SUMMERBIO			1	100%	1
GATEWAY COMMUNITY SERVICES INC			1	100%	1
AHC Dyersburg		1			1
WILMINGTON NURSING AND REHAB			1	100%	1
OPTUM OF HIALEAH		1			1
SHANNON MEDICAL CENTER			1	100%	1
HIGHLAND LABORATORY			1	100%	1
QUALITY LAB			1	100%	1
MEDEXPRESS URGENT CARE-HAVERHILL		1			1
Kroger 350 - The Little Clinic New Cut Road		1			1
BMRHC HARRISON		1			1
HALIFAX HEALTH PRIMARY CARE			1	100%	1
EMERY MEDICAL CENTER			1	100%	1
ADVANCED MEDICAL LABORATORIES (AML)			1	100%	1
VALLEY HOSPITAL MEDICAL CENTER		1			1
RIVERVIEW HOSPITAL D/B/A UNIVERSITY		1			1
NEMOURS CHILDREN'S PRIMARY CARE, ST CLOUD			1	100%	1
KENDALL PEDIATRICS PARTNERS LLC			1	100%	1
ADVENTHEALTH IMAGING WINTERGARDEN		1			1
SANTA MONICA CA-UCLA MC			1	100%	1
WESTOX LABS		1			1
FLORIDA CLINICAL LABORATORY INC DBA			1	100%	1
POUDRE VALLEY HOSPITAL			1	100%	1

COVID-19: testing by laboratory

Data through Apr 26, 2021 verified as of Apr 27, 2021 at 09:25 AM

Data in this report are provisional and subject to change.

The numbers in the table below represent the number of Florida and non-Florida residents for whom test results were received by the Department of Health. A person can be tested by more than one laboratory and can have both positive and negative results. **Therefore, the sum of the numbers in each column will be larger than the total number of people tested.**

Reporting lab	Inconclusive	Negative	Positive	Percent positive	Total
MORGAN MEDICAL CENTER		1			1
PAMC MICRO LAB			1	100%	1
MEDICAL UNIVERSITY OF SOUTH CAROLINA			1	100%	1
Bay View Nursing and Rehabilitation Center			1	100%	1
Signature HealthCare of Bowling Green		1			1
ACUPATH LABORATORIES INC			1	100%	1
LANGLADE			1	100%	1
Smg At Bridgewater Family Medicine		1			1
CELEBRATION FAMILY PHYSICIANS LLC			1	100%	1
CRESTHAVEN			1	100%	1
SINAI URGENT CARE FORT WORTH, LLC			1	100%	1
THE NEW JEWISH HOME		1			1
CMC MERCY LABORATORY			1	100%	1
PROGRESSIVE URGENT CARE, PC			1	100%	1
MID FLORIDA DERMATOLOGY ASSOCIATES PA			1	100%	1
MEDICAL SPECIALISTS OF THE PALM BEACHES INC			1	100%	1
ST CATHERINE HOSPITAL LABORATORY			1	100%	1
LIFE CARE CENTER OF CLEVELAND		1			1
JET MEDICAL CENTER			1	100%	1
PEDIATRIC PARTNERS ZEPHYRHILLS			1	100%	1
OKLAHOMA BLOOD INSTITUTE			1	100%	1
CVS LA1116POCT BATON ROUGE		1			1
COOSA VALLEY HEALTHCARE CENTER LLC		1			1
CROSS CREEK HEALTH CARE		1			1
SOUTH FLORIDA URGENT CARE CENTERS, LLC			1	100%	1
MEDICAL ASSOCIATES OF CARTER		1			1
Heritage of Red Cloud		1			1
PARK AVENUE MEDICAL PROFESSIONALS		1			1
NORTH WEST FLORIDA DIAGNOSTIC ENOCRINOLOGY CLINIC			1	100%	1
CENTRAL FLORIDA MEDICAL CARE			1	100%	1
MAGGY PHARMACY INC		1			1
MEDEXPRESS URGENT CARE-BRENTWOOD		1			1
VIVIAN SIMMONS FAMILY PRACTICE			1	100%	1
ROSLYN INTERNAL MEDICINE		1			1
SPORTS MEDICINE CLINIC - U OF WYOMING			1	100%	1
LAB TEST KENDALL LLC		1			1
PIONEER CLINICAL RESEARCH LLC			1	100%	1
AristaCare at Meadow Springs		1			1
SPACE COAST COMMUNITY PHARMACY			1	100%	1
Lenbrook		1			1
Life Care Center of Paradise Valley		1			1
KIDS HEALTH ALLIANCE PA			1	100%	1
PALMS WEST SURGICENTER		1			1
MEDEXPRESS URGENT CARE - WAYNESBURG		1			1
CYPRESS CREEK DIALYSIS CTR			1	100%	1
Freedom Pointe at The Villages			1	100%	1
REHABILITATION CENTER OF SOUTH GEORGIA		1			1

COVID-19: testing by laboratory

Data through Apr 26, 2021 verified as of Apr 27, 2021 at 09:25 AM

Data in this report are provisional and subject to change.

The numbers in the table below represent the number of Florida and non-Florida residents for whom test results were received by the Department of Health. A person can be tested by more than one laboratory and can have both positive and negative results. **Therefore, the sum of the numbers in each column will be larger than the total number of people tested.**

Reporting lab	Inconclusive	Negative	Positive	Percent positive	Total
RENEGADEXBIO, PBC	1				1
FOUNDATION LABORATORY			1	100%	1
CORNERSTONE OF RECOVERY INC		1			1
NORTH CAROLINA STATE LABORATORY OF PUBLIC HEALTH, SPECTRUM LAB NETWORK			1	100%	1
FIRST CARE WALK IN CLINIC LLC			1	100%	1
NEW YORK STATE DEPARTMENT OF HEALTH			1	100%	1
CLEVELAND CLINIC FLORIDA WAIVED			1	100%	1
KNOX COMMUNITY HOSPITAL			1	100%	1
LIBERTY COMMONS NURSING AND REHABILITA		1			1
THE MEDICAL CENTER AT SCOTTSVILLE			1	100%	1
CVS CA9751POCT AGOURA		1			1
PARKVIEW MANOR NURSING HOME		1			1
MARINA DEL REY HOSPITAL LAB			1	100%	1
Wedgewood Manor		1			1
SELECT SPECIALTY HOSPITAL - ORLANDO SOUTH			1	100%	1
GULF BREEZE TREATMENT CENTER, LLC			1	100%	1
Glenburn Home		1			1
TMH PHYSICIAN PARTNERS WAKULLA			1	100%	1
NEMOURS CHILDREN'S			1	100%	1
SUPERKIDS PEDIATRICS			1	100%	1
GALVESTON COUNTY HEALTH DISTRICT			1	100%	1
INDIGO PALMS			1	100%	1
LAKEVIEW REGIONAL HOSPITAL			1	100%	1
TEXAS HEALTH HARRIS METHODIST HOSPITAL			1	100%	1
SPRING VALLEY HOSPITAL MEDICAL CENTER			1	100%	1
MEDEXPRESS URGENT CARE, EDWARDSVILLE		1			1
ALLIANCE MD DIRECT PRIMARY CARE			1	100%	1
KEY BISCAVNE PEDIATRIC ASSOCIATES INC			1	100%	1
MARTIN MEM FAMILY CARE AT ST LUCIE W			1	100%	1
NORTHEAST BAPTIST HOSPITAL			1	100%	1
PENNY PEDIATRICS		1			1
VITAL CARE			1	100%	1
BACON COUNTY HOSPITAL		1			1
FAMILY MEDICAL CENTERS			1	100%	1
LEE MEMORIAL HEALTH SYSTEMS HOME HEALTH		1			1
BLACK SHEEP MEDICAL			1	100%	1
CVS MA634POCT KINGSTON			1	100%	1
Advanced Health Care of St. George		1			1
ADVENTHEALTH DURAND			1	100%	1
Consulate Health Care of Tallahassee			1	100%	1
TITAN GENOMICS, LLC			1	100%	1
TMH PHYSICIAN PARTNERS QUINCY			1	100%	1
JOHN D. ARCHBOLD MEMORIAL HOSPITAL			1	100%	1
LOUISIANA STATE LAB			1	100%	1
WALGREENS #12624		1			1
Juniper Village at Bucks County		1			1
MEDEX CLINIC LLC			1	100%	1

COVID-19: testing by laboratory

Data through Apr 26, 2021 verified as of Apr 27, 2021 at 09:25 AM

Data in this report are provisional and subject to change.

The numbers in the table below represent the number of Florida and non-Florida residents for whom test results were received by the Department of Health. A person can be tested by more than one laboratory and can have both positive and negative results. **Therefore, the sum of the numbers in each column will be larger than the total number of people tested.**

Reporting lab	Inconclusive	Negative	Positive	Percent positive	Total
PALM COAST DRAW STATION/AMERICAN HEALTH ASSOCIATES		1			1
AVON PARK CLUSTER		1			1
MEMORIAL HOSPITAL AT GULFPORT			1	100%	1
NEW RIVER HEALTH DISTRICT			1	100%	1
Orange City Nursing and Rehab Center			1	100%	1
COSTAMED GRUPO MEDICO			1	100%	1
Kingston of Ashland		1			1
GPI MEDICAL CENTER, INC			1	100%	1
HEALTH CLINIC,THE		1			1
LONESTAR 24HRER MANAGEMENT LLC DBA LONESTAR 24HRER			1	100%	1
Elderwood at Lancaster		1			1
DORNOCH PLACE DEL PRADO		1			1
Kroger 909 - The Little Clinic Hamilton			1	100%	1
JEFFREY A HIRSCHFIELD, MD PA			1	100%	1
PINNACLE DIALYSIS		1			1
Franciscan Convalescent Hospital		1			1
PATHOLOGYT & LAB MEDICINE SERVICES			1	100%	1
Kroger 126 - The Little Clinic Cottonwood		1			1
UF HEALTH FAMILY MEDICINE-GOODBYS CREEK			1	100%	1
YUMA REGIONAL MEDICAL CENTER			1	100%	1
Dugan Memorial Home		1			1
MEMORIAL HERMANN OCCUPATIONAL HEALTH			1	100%	1
STONESPRINGS HOSPITAL CENTER			1	100%	1
SILVERMAN			1	100%	1
STAYING HEALTHY MEDICAL SERVICES			1	100%	1
Good Shepherd Fairview Home, Inc.		1			1
NORTH MIAMI BEACH SURGICAL CENTER			1	100%	1
NULEASE MEDICAL SOLUTIONS			1	100%	1
CAROMONT HEALTH			1	100%	1
ADVENTHEALTH SENIOR CARE AT ORMOND			1	100%	1
Alexandria Place		1			1
KETTERING MEDICAL CENTER			1	100%	1
BMC/NASSAU			1	100%	1
RAPID CITY REGIONAL HOSPITAL -579 ATTN. LABORATORY		1			1
RIVIERA BEACH HEALTH CENTER LAB			1	100%	1
AVERA SACRED HEART HOSPITAL			1	100%	1
MEDEXPRESS URGENT CARE - BENTONVILLE		1			1
Bethany Manor		1			1
MYCLINIC, INC			1	100%	1
PATIENT FIRST - NEWTOWN ROAD			1	100%	1
ROSE MEDICAL CENTER LAB			1	100%	1
ACCOMPLISHED HOME CARE		1			1
MULTICARE PHYSICIANS			1	100%	1
Elderwood at Williamsville		1			1
MY URGENT CARE CLINIC			1	100%	1
HAWAII DEPARTMENT OF HEALTH LAB			1	100%	1
Arlington Care Center			1	100%	1

COVID-19: testing by laboratory

Data through Apr 26, 2021 verified as of Apr 27, 2021 at 09:25 AM

Data in this report are provisional and subject to change.

The numbers in the table below represent the number of Florida and non-Florida residents for whom test results were received by the Department of Health. A person can be tested by more than one laboratory and can have both positive and negative results. **Therefore, the sum of the numbers in each column will be larger than the total number of people tested.**

Reporting lab	Inconclusive	Negative	Positive	Percent positive	Total
PALMETTO CHARTER SCHOOL		1			1
LADY OF THE SEA HOSPITAL LAB			1	100%	1
MEDCARE QUALITY MEDICAL CENTER LLC			1	100%	1
Kroger 779 - The Little Clinic Georgetown		1			1
PEDIATRIC PARTNERS OF ZEPHYRHILLS PA			1	100%	1
PROVIDENCE PORTLAND MEDICAL CENTER		1			1
Villages of St.Peters		1			1
LABONE		1			1
SOUTH DADE NURSING & REHABILITATION CENTER			1	100%	1
DOCTORS HEARING			1	100%	1
NEMOURS CHILDREN'S PRIMARY CARE			1	100%	1
DORAL KIDNEY CENTER			1	100%	1
VA Texas Valley Coastal Bend Harlingen HCC		1			1
PHYSICIANS ASSOCIATES			1	100%	1
ST FRANCIS MEDICAL CENTER			1	100%	1
Piqua Manor		1			1
OHIOHEALTH URGENT CARE			1	100%	1
RIO GRANDE REGIONAL HOSPITAL FAMILY PRACTICE CLINC			1	100%	1
LAURELS OF ATHENS, THE		1			1
Brown Memorial Home		1			1
STITCHES ACUTE CARE CENTER OF CHEYENNE			1	100%	1
ADVANCED CARDIOVASCULAR DIAGNOSTICS PL		1			1
SOLDIERS' HOME OF HOLYOKE		1			1
COMMUNITY URGENT CARE PC			1	100%	1
ALBANNA PEDIATRICS CENTER			1	100%	1
Kroger 670 - The Little Clinic Powell		1			1
THE LITTLE CLINIC, LLC			1	100%	1
MEDICAL ARTS LABORATORY			1	100%	1
BHS PHYSICIAN NETWORK			1	100%	1
COASTAL ER IX, PHYSICIANS PREMIER			1	100%	1
FLORIDA ORTHOPAEDIC INSTITUTE SURGERY		1			1
Mason Health and Rehab		1			1
CRUSADER COMMUNITY HEALTH			1	100%	1
CVS M08564POCT INDEPENDENCE		1			1
LEGACY AT HIGHWOODS PRESERVE		1			1
SCRIPPS MERCY HOSPITAL			1	100%	1
Kroger 97 - The Little Clinic Hutchinson		1			1
Walgreens #11724		1			1
PALM COTTAGE OPERATOR LLC			1	100%	1
HEALTH DIV OAK RIDGE NATL LABORATORY		1			1
BOCA GENERAL AND FAMILY MEDICINE		1			1
MIDWEST COVENANT HOME, INC		1			1
SYNERGENE LABORATORY			1	100%	1
ODESSA MEMORIAL HOSPITAL			1	100%	1
WESLEY MEDICAL CENTER			1	100%	1
CARENOW-MONTGOMERY			1	100%	1
Kroger 838 - The Little Clinic Fairborn		1			1

COVID-19: testing by laboratory

Data through Apr 26, 2021 verified as of Apr 27, 2021 at 09:25 AM

Data in this report are provisional and subject to change.

The numbers in the table below represent the number of Florida and non-Florida residents for whom test results were received by the Department of Health. A person can be tested by more than one laboratory and can have both positive and negative results. **Therefore, the sum of the numbers in each column will be larger than the total number of people tested.**

Reporting lab	Inconclusive	Negative	Positive	Percent positive	Total
PALMETTO PRIMARY CARE PHYSICIANS			1	100%	1
URGENT CARE OF KANSAS CITY			1	100%	1
LP ELIZABETHTON		1			1
NEW ERA COMMUNITY HEALTH CENTER LLC		1			1
LRHS Pablo Urgent Care		1			1
UC TAMIAMI			1	100%	1
CDR MAGUIRE - STUART MISSION			1	100%	1
ManorCare Health Services/ York South		1			1
WINCHESTER URGENT CARE, PC		1			1
RAYMOND F CARON MD			1	100%	1
BAYLOR SCOTT AND WHITE MEDICAL CENTER -CENTENTENNIAL			1	100%	1
Indian Oaks Living Center		1			1
OCCUPATIONAL HEALTH CENTER		1			1
Kroger 367 - The Little Clinic Walton		1			1
ADVENT HEALTH MEDICAL GROUP AT PINELLAS PARK			1	100%	1
TRUMAN MEDICAL CENTER - HOSPITAL HILL			1	100%	1
MEDICAL ASSOCIATES OF PINELLAS - LAB			1	100%	1
ALPHA CLINICAL LABORATORY CORP.			1	100%	1
THE TOLEDO HOSPITAL			1	100%	1
GOOD SAMARITAN SOCIETY - DE SMET		1			1
SPECTRUM LABORATORY			1	100%	1
DEERFIELD BEACH REHABILITATION AND NURSING			1	100%	1
WEST BOYNTON DIALYSIS			1	100%	1
MEMORIAL HEALTH UNIVERSITY MEDICAL		1			1
ORMC-ARDEN/EOI			1	100%	1
Chateau Living Center			1	100%	1
SIGNATURE CARE MEMORIAL CITY			1	100%	1
PASTEUR MEDICAL CENTER LLC		1			1
ALL PEDIATRIC CARE PA			1	100%	1
GEAUGA REGIONAL HOSPITAL		1			1
Walgreens #19461		1			1
CARDIOLOGY AND FITNESS MEDICINE		1			1
FAMILY MEDICAL CARE OF MOUNT DORA INC			1	100%	1
C V S / PHARMACY #4396		1			1
SALTZER URGENT CARE			1	100%	1
PEDIATRIC PARTNERS			1	100%	1
KINGWOOD EMERGENCY CENTER			1	100%	1
URGENT CARE OF COASTAL GEORGIA			1	100%	1
ASCARATE DIALYSIS			1	100%	1
URGENT CARE NORTHWEST		1			1
DYNACARE NORTHWEST INC			1	100%	1
GIBSON AREA PRIMARY CARE			1	100%	1
INDIAN RIDGE		1			1
CVS CT692POCT NORTH HAVEN		1			1
WESLEY LONG HOSPITAL			1	100%	1
ST MARYS HEALTH CARE SYSTEM		1			1
Illiana HCS -Danville VAMC		1			1

COVID-19: testing by laboratory

Data through Apr 26, 2021 verified as of Apr 27, 2021 at 09:25 AM

Data in this report are provisional and subject to change.

The numbers in the table below represent the number of Florida and non-Florida residents for whom test results were received by the Department of Health. A person can be tested by more than one laboratory and can have both positive and negative results. **Therefore, the sum of the numbers in each column will be larger than the total number of people tested.**

Reporting lab	Inconclusive	Negative	Positive	Percent positive	Total
TENNOVA ER - SANGO			1	100%	1
ORANGE PEDIATRICS PA			1	100%	1
WYOMING OPCO, LLC DBA MEDILODGE OF WYO		1			1
SYCAMORE MEDICAL CENTER-KETTERING HEALTH NETWORK			1	100%	1
WELLMED AT BAY AREA		1			1
WELLSTAR STUDENT SERVICES-MARIETTA CLI		1			1
FAMILY AND INTERNAL MEDICINE ASSOCIATES		1			1
DAYTONA BEACH CENTRA CARE			1	100%	1
CORONA CONCIERGE, LLC		1			1
Hillside Rehab and Care Center			1	100%	1
WESTMINSTER COLLEGE		1			1
CASA DE ORO CARE AND REHABILITATION CE		1			1
Altenheim Senior Living		1			1
TAMPA HEALTH CARE PROVIDERS PA		1			1
CAMAI COMMUNITY HEALTH CENTER, INC			1	100%	1
SJMC PHYSICIAN SERVICES			1	100%	1
CLERMONT PEDIATRICS, PA			1	100%	1
COLOMBO'S PHARMACY		1			1
HEARTLAND OF MARIETTA OH LLC DBA		1			1
HARRIS URGENT CARE CENTER			1	100%	1
Oregon Veterans Home The Dalles		1			1
WALGREENS #4086		1			1
BL DIAGNOSTICS LLC			1	100%	1
PHYSICIANS PREMIER ER- CENTRAL AUSTIN			1	100%	1
CAREWELL 203			1	100%	1
PRIMARY CARE SERVICES AT WESTMINSTER V		1			1
JOHN PETER SMITH HOSPITAL- OB TRIAGE			1	100%	1
DIMMIT REGIONAL HOSPITAL			1	100%	1
BOND COUNTY HEALTH DEPARTMENT			1	100%	1
CONCIERGE IV NUTRITION			1	100%	1
ALTAMONTE SPRINGS WALK IN MED CENTER			1	100%	1
SMYTH COUNTY COMMUNITY HOSPITAL LABORATORY			1	100%	1
ASHLEY PEDIATRICS DAY & NIGHT CLINIC			1	100%	1
CURELOGICS WOUND CARE & HYPERBARIC CENTER		1			1
MEMORIAL SATILLA HEALTH			1	100%	1
SANTA BARABARA ALF LLC (THE WINDSOR)			1	100%	1
NATIONAL INSTITUTES OF HEALTH CLINICAL CENTER			1	100%	1
Ideal Senior Living Center		1			1
GENESIS CARE USA OF FLORIDA, LLC			1	100%	1
Chestnut Ridge Nursing & Rehab		1			1
FIT4LIFE MEDICAL CENTER			1	100%	1
FLORIDA HOSPITAL LAB			1	100%	1
Strasburg Care Center		1			1
BROCK HUGHES MEDICAL CENTER			1	100%	1
CARESPOT EXPRESS HEALTHCARE BOYNTON BEACH			1	100%	1
MEDTOWN PHARMACY			1	100%	1
Lemont Nursing and Rehab Center			1	100%	1

COVID-19: testing by laboratory

Data through Apr 26, 2021 verified as of Apr 27, 2021 at 09:25 AM

Data in this report are provisional and subject to change.

The numbers in the table below represent the number of Florida and non-Florida residents for whom test results were received by the Department of Health. A person can be tested by more than one laboratory and can have both positive and negative results. **Therefore, the sum of the numbers in each column will be larger than the total number of people tested.**

Reporting lab	Inconclusive	Negative	Positive	Percent positive	Total
DERMDX, DIV OF AURORA DIAGNOSTICS/BERNHARDT LAB		1			1
VCU HEALTH SYSTEM AUTHORITY - MCV HOSPITALS			1	100%	1
EAST TENNESSEE STATE UNIVERSITY		1			1
CAN COMMUNITY HEALTH LLC		1			1
SIPERSTEIN DERMATOLOGY LLC			1	100%	1
Monument Health Strugis Care Center		1			1
SUNCOAST RESEARCH GROUP LLC			1	100%	1
Signature Healthcare of Fort Wayne		1			1
VA ST LOUIS HEALTH CARE SYSTEM			1	100%	1
CareATC - Columbia College #58		1			1
WATERBURY HOSPITAL REFERENCE LAB			1	100%	1
FRIO REGIONAL PRIMARY CARE AND URGENT CARE CLINIC			1	100%	1
Oklahoma Methodist Manor			1	100%	1
ST JUDE CARE CENTER		1			1
ROSE HAVEN NURSING CENTER		1			1
Spring Gate Rehab and Healthcare Center		1			1
Sharon Care Center			1	100%	1
PCG MOLECULAR			1	100%	1
Livingston County Center for Nursing and Rehabilitation		1			1
BAYLOR SCOTT & WHITE MEDICAL SURGICAL CLINIC			1	100%	1
HALE KUPUNA HERITAGE HOME		1			1
MEDICAL CENTER AFFILIATES PALM SPRINGS			1	100%	1
MEDCOR, INC			1	100%	1
FAIRVIEW SOUTHDAL			1	100%	1
PARK AVENUE PEDIATRICS PC		1			1
UCH LAB			1	100%	1
Signature Healthcare of Georgetown		1			1
Kroger 569 - The Little Clinic Gallatin		1			1
ORMOND PEDIATRICS PA			1	100%	1
FLORIDA MEDICAL CLINIC PA GI			1	100%	1
MID FLORIDA BIOLOGICALS			1	100%	1
FLORIDA ADVANCED MEDICAL AND DERM AESTHETICS LLC			1	100%	1
DILELLA			1	100%	1
MEDEXPRESS URGENT CARE - UNIONTOWN		1			1
Robinson Terrace Rehabilitation and Nursing Center		1			1
JMJ FAMILY PRACTICE			1	100%	1
MEADOWS PARK HEALTH AND REHABILITATION		1			1
Hempfield Manor		1			1
BOULDER COMMUNITY HOSPITAL			1	100%	1
CONCORDIA MANOR			1	100%	1
OHIO VALLEY MANOR NURSING &		1			1
STONECREST MEDICAL CENTER		1			1
MEDEXPRESS URGENT CARE -HOWELL US HWY		1			1
UABC			1	100%	1
CURA LABORATORY SERVICES			1	100%	1
Big River Nursing and Rehab		1			1
OMNI HEALTHCARE URGENT CARE			1	100%	1

COVID-19: testing by laboratory

Data through Apr 26, 2021 verified as of Apr 27, 2021 at 09:25 AM

Data in this report are provisional and subject to change.

The numbers in the table below represent the number of Florida and non-Florida residents for whom test results were received by the Department of Health. A person can be tested by more than one laboratory and can have both positive and negative results. **Therefore, the sum of the numbers in each column will be larger than the total number of people tested.**

Reporting lab	Inconclusive	Negative	Positive	Percent positive	Total
NORTHSIDE PEDIATRICS & ADOLESCENT MEDI		1			1
BAPTIST MINOR MEDICAL CENTER			1	100%	1
Courtenay Springs Village			1	100%	1
Chateau Girardeau			1	100%	1
SOUTHEASTERN PATHOLOGY ASSOCIATES			1	100%	1
Manor Care Health Services- Wilmington			1	100%	1
HARBOR HOSPITAL			1	100%	1
LRGHEALTHCARE		1			1
INTERNAL MEDICINE GROUP OF CENTRAL FLORIDA			1	100%	1
HEALTH CARE SERVICES LC			1	100%	1
5 STAR HOME HEALTH SERVICES INC		1			1
Urgent Care 24/7 Orlando LLC			1	100%	1
Acts Manor House		1			1
COVENANT HOSPITAL HOBBS D/B/A COVENANT		1			1
SACRED HEART HOSPITAL			1	100%	1
MOBILE MEDICAL CLINIC			1	100%	1
MT CARMEL NURSING HOME		1			1
EASTSIDE MEDICAL CLINIC		1			1
MERCY – NORTH IOWA			1	100%	1
CORDOVA FAMILY PRACTICE			1	100%	1
BEVERLY ADVANCED PRACTICE NURSING		1			1
BLOOD SYSTEMS LABORATORIES			1	100%	1
Isle Health and Rehabilitation Center			1	100%	1
Aspire Physical Recovery Center at Cahaba River		1			1
Moab Regional Hospital			1	100%	1
REGIONAL MEDICAL LABORATORY			1	100%	1
HEALTHPARTNERS HUDSON CLINIC			1	100%	1
CVS MO8595POCT RAYMORE		1			1
THE CHRIST HOSPITAL			1	100%	1
EDGAR PRICE FAMILY & CHILDREN HEALTHCARE CENTER			1	100%	1
Carington Park			1	100%	1
METROWEST MEDICAL CENTER - FRAMINGHAM			1	100%	1
GOOD SAMARITAN SOCIETY-FOREST CITY		1			1
MOBILE INFIRMARY MEDICAL CENTER			1	100%	1
VALLEY VISTA CARE CENTER		1			1
LEGACY SPECIALTY PHARMACY CORP			1	100%	1
GARNET HEALTH DOCTORS		1			1
PINNACLE PAIN CENTER PS DBA LYNX HEALTHCARE		1			1
Ladera Center		1			1
WELL KEY URGENT CARE MARYVILLE		1			1
CLAYTON NURSING AND REHABILITATION		1			1
OXY-GENLAB			1	100%	1
Kroger 359 - The Little Clinic Bellevue		1			1
BOCA CIEGA CENTER			1	100%	1
GARDEN VIEW CARE CENTER		1			1
REDSTONE REHABILITATION & NURSING CENT		1			1
CENTRAL JERSEY URGENT CARE OF GREEN BR		1			1

COVID-19: testing by laboratory

Data through Apr 26, 2021 verified as of Apr 27, 2021 at 09:25 AM

Data in this report are provisional and subject to change.

The numbers in the table below represent the number of Florida and non-Florida residents for whom test results were received by the Department of Health. A person can be tested by more than one laboratory and can have both positive and negative results. **Therefore, the sum of the numbers in each column will be larger than the total number of people tested.**

Reporting lab	Inconclusive	Negative	Positive	Percent positive	Total
ALDEN PHARMACY		1			1
Parkwood Healthcare Facility		1			1
EXCEL URGENT CARE OF NJ			1	100%	1
CALIFORNIA PUBLIC HEALTH LABORATORY			1	100%	1
EXPRESS WALK IN MEDICAL CENTER			1	100%	1
Garden View Care Center at Dougherty Ferry		1			1
Kroger 444 - The Little Clinic Dent		1			1
CLERMONT HEALTH DEPARTMENT			1	100%	1
CACERES SPECIALIZED GYNECOLOGY		1			1
SOUTH COUNTY MEDICAL CENTER			1	100%	1
BAYSHORE DIALYSIS			1	100%	1
SANTA ROSA PEDIATRICS			1	100%	1
BLAKE AT PENSACOLA OPERATION CO, LLC, THE			1	100%	1
Sage Bluff Health & Rehabilitation Center		1			1
Dulles Health and Rehab Center		1			1
FASTMED - LAKEWAY			1	100%	1
CAREFIRST URGENT CARE - BEECHMONT			1	100%	1
BOLLES SCHOOL, THE			1	100%	1
KODIAK AREA NATIVE ASSOCIATION-KANA			1	100%	1
INTEGRATED GENETICS SEQUENOM		1			1
GOOD SHEPHERD HOSPICE INC			1	100%	1
SC-GA2018 SIMPSONVILLE REHABILITATION		1			1
DAVIS, CASEY		1			1
LEESBURG DIALYSIS CENTER		1			1
CAPE FEAR VALLEY MEDICAL CENTER			1	100%	1
Elm Crest Senior Living Community		1			1
THE READING HOSPITAL AND MEDICAL CENTER			1	100%	1
PREMIUM HOME HEALTH CARE INC			1	100%	1
Advanced Rehabilitation of Vernon		1			1
MERCY GENERAL HOSPITAL			1	100%	1
CVS MI22230CV WAYNE COUNTY COMMUNITY COLLEGE			1	100%	1
SACRED HEART HOSPITAL NURSING			1	100%	1
UNIVERSITY OF TOLEDO MEDICAL CENTER			1	100%	1
PEDIATRIC ASSOCIATES OF ORLANDO			1	100%	1
ABRAZO WEST CAMPUS			1	100%	1
Community Care Center of Heritage House, LLC			1	100%	1
REDMOND URGENT CARE			1	100%	1
MISSISSIPPI VALLEY REGIONAL BLOOD CENTER			1	100%	1
Walgreens #3661		1			1
GRANITE FALLS LTC, LLC		1			1
Schenectady Center for Rehabilitation & Nursing		1			1
CONTINENTAL HOME HEALTH CARE INC			1	100%	1
UNIVERSITY OF MIAMI PRIMARY CARE SITE UMHC 3039			1	100%	1
LIBERTY URGENT CARE			1	100%	1
MANHATTAN COLLEGE HEALTH SERVICES		1			1
AMERICAN FAMILY CARE - SMYRNA			1	100%	1
Life Care Center of Auburn		1			1

COVID-19: testing by laboratory

Data through Apr 26, 2021 verified as of Apr 27, 2021 at 09:25 AM

Data in this report are provisional and subject to change.

The numbers in the table below represent the number of Florida and non-Florida residents for whom test results were received by the Department of Health. A person can be tested by more than one laboratory and can have both positive and negative results. **Therefore, the sum of the numbers in each column will be larger than the total number of people tested.**

Reporting lab	Inconclusive	Negative	Positive	Percent positive	Total
HILTON HEAD HOSPITAL/INPATIENT			1	100%	1
YOUR GOOD HEALTH MEDICAL GROUP PA			1	100%	1
MORSELIFE HOME CARE INC			1	100%	1
WEST FLORIDA MEDICAL ASSOCIATES PA			1	100%	1
MISSION HOSPITAL – MEMORIAL CAMPUS			1	100%	1
PATEL MINESH		1			1
Casa Real Center		1			1
KIOSK MEDICINE OF KENTUCKY LLC		1			1
MANOR CARE OF DELRAY BEACH FL LLC		1			1
SPHERE DX			1	100%	1
CRYSTAL RIVER FIRE DEPARTMENT			1	100%	1
QLABS			1	100%	1
CAREATC - PALM HARBOR			1	100%	1
Piedmont Crossing		1			1
ST. JOHN HOSPITAL & MEDICAL CENTER			1	100%	1
Kroger 629 - The Little Clinic Cartersville, GA Hwy 41		1			1
Rehab Select of Talladega		1			1
ASUNCION HOME HEALTH CARE CORP			1	100%	1
WELLINGTON PHYSICIANS URGENT CARE AT PALOMINO			1	100%	1
MEDOR/ACC SYNCHRONY			1	100%	1
EVERGREEN NURSING HOME		1			1
WELLNOW URGENT CARE-OSWEGO			1	100%	1
BAYFRONT HEAL WOUND CARE AND HYPERBARIC CENTER			1	100%	1
PHYSICIANS PRIMARY CARE LEHIGH PEDS			1	100%	1
ULTIMATE ANALYSIS LABORATORY			1	100%	1
Ash Flat Healthcare and Rehabilitation Center			1	100%	1
VA Tennessee Valley HCS-Nashville Campus			1	100%	1
Florence Home		1			1
UNIVERSITY OF FLORIDA			1	100%	1
FRESENIUS SOUTH FORT MYERS		1			1
FLORIDA HOSPITAL ORMOND BEACH			1	100%	1
CENTRAL FLORIDA HEALTH CARE, INC			1	100%	1
KIDS CARE PEDIATRICS			1	100%	1
LEELANAU OPCO, LLC		1			1
PEACHEALTH LABORATORIES		1			1
BAPTIST HOSPITAL FAMILY MEDICINE TIGER POINT			1	100%	1
CVS AZ3264POCT PHOENIX			1	100%	1
WILSON FAMILY MEDICINE LLC		1			1
EXCEPTIONAL EMERGENCY CENTER			1	100%	1
CARENOW MURFREESBORO MEDICAL CENTER PK		1			1
OPTIMAL MEDICINE INC		1			1
CARRINGTON, LLC D/B/A THE CARRINGTON		1			1
REGENTS PARK OF JACKSONVILLE			1	100%	1
NORTH SHORE MEDICAL CENTER - SALEM HOSPITAL			1	100%	1
TFH HOME HEALTH INC			1	100%	1
PHOEBE HOME INC		1			1
STERLING HOUSE OF PORT ORANGE		1			1

COVID-19: testing by laboratory

Data through Apr 26, 2021 verified as of Apr 27, 2021 at 09:25 AM

Data in this report are provisional and subject to change.

The numbers in the table below represent the number of Florida and non-Florida residents for whom test results were received by the Department of Health. A person can be tested by more than one laboratory and can have both positive and negative results. **Therefore, the sum of the numbers in each column will be larger than the total number of people tested.**

Reporting lab	Inconclusive	Negative	Positive	Percent positive	Total
LabCorp L#09258295 M#09258285			1	100%	1
LAKE LURE HEALTH CENTER			1	100%	1
TOMAH HEALTH			1	100%	1
PALM BREEZE DIALYSIS			1	100%	1
ACCESS TOTAL CARE - PORTLAND			1	100%	1
FRANKLIN CBOC			1	100%	1
Mercy Manor Transition Center			1	100%	1
FAIRHAVEN		1			1
Carrollton Manor Inc		1			1
JUPITER MEDICAL CENTER INC			1	100%	1
COMMUNITY HOSPITALS INDIANAPOLIS			1	100%	1
RINGLING HEALTH CENTER			1	100%	1
MOUNT SINAI MEDICAL CENTER AVENTURA ER			1	100%	1
HEALTHFORCE PARTNERS INC			1	100%	1
APS-SUMMIT CARE PHARMACY, LLC DBA OMNICARE		1			1
Le Roy Village Green		1			1
HIDALGO FAMILY CLINIC			1	100%	1
WRIGHT PATTERSON AFB MEDICAL CENTER			1	100%	1
CAREMOUNT MEDICAL PC		1			1
BEST CARE COMMUNITY AND FAMILY HEALTH CENTER INC			1	100%	1
SHP WESTCHESTER LLC		1			1
Long Beach Care Center			1	100%	1
VIRGINIA UROLOGY		1			1
WALGREENS #09456		1			1
WALGREENS #15369		1			1
SOUTHWEST REGIONAL PCR LABORATORY			1	100%	1
WINDMOOR HEALTHCARE			1	100%	1
BETHESDA ON TURKEY CREEK			1	100%	1
WEST FLORIDA HOSPITAL LABORATORY			1	100%	1
HEALTH FIRST MEDICAL GROUP LLC			1	100%	1
NORDX			1	100%	1
COMMUNITY			1	100%	1
PEDRO L ORTEGA MD PA			1	100%	1
DR PHILLIPS CENTER FOR WELLNESS		1			1
ARCADIA DIALYSIS CENTER			1	100%	1
WALGREENS # 11165		1			1
Brownwood Nusing & Rehabilitation		1			1
CAPITAL HEALTH PLAN - GOVERNORS SQUARE			1	100%	1
COMMUNITY MEDICAL CENTER-ORANGE CITY		1			1
ADAPTIVE BIOTECHNOLOGIES			1	100%	1
BRITTNEY WHELIHAN IRWIN ARNP LLC			1	100%	1
CARESPOT - OVIEDO			1	100%	1
WMC HEALTH GROUP OF KISSIMMEE LLC			1	100%	1
PEDIATRICS AND FAMILY CARE, LLC			1	100%	1
WATERS EDGE ELEMENTARY SCHOOL			1	100%	1
ASSURANCE HEALTHCARE AND COUNSELING CENTER		1			1
DIGNITY HEALTH GOHEALTH		1			1

COVID-19: testing by laboratory

Data through Apr 26, 2021 verified as of Apr 27, 2021 at 09:25 AM

Data in this report are provisional and subject to change.

The numbers in the table below represent the number of Florida and non-Florida residents for whom test results were received by the Department of Health. A person can be tested by more than one laboratory and can have both positive and negative results. **Therefore, the sum of the numbers in each column will be larger than the total number of people tested.**

Reporting lab	Inconclusive	Negative	Positive	Percent positive	Total
Brown Nursing Home		1			1
Kroger 390 - The Little Clinic North College Hill		1			1
GINKGO BIOWORKS INC (CONCENTRIC)		1			1
CAREMOUNT MEDICAL PC-CARMEL		1			1
PEDIATRIC ASSOCIATES - MIAMI LAKES		1			1
FOCUSED CARE AT ALLENBROOK		1			1
SONORAN DESERT PATHOLOGY			1	100%	1
BISHOP KEARNEY		1			1
HHCS PHARMACY INC			1	100%	1
ELKHART GENERAL HOSPITAL			1	100%	1
NORTHCREST PHYSICIAN SERVICES INC		1			1
Kroger 83 - The Little Clinic Rock Road		1			1
HEBER VALLEY HOSPITAL			1	100%	1
CROWNPOINT HEALTHCARE FACILITY		1			1
MED-LAKE LABORATORY			1	100%	1
QC LABORATORY			1	100%	1
CVS TN6394POCT BRENTWOOD		1			1
SHARP CHULA VISTA MEDICAL CENTER			1	100%	1
Court House Center		1			1
WINNIFRED ASSISTED LIVING FACILITY INC		1			1
HERITAGE HEALTHCARE CENTER AT TALLAHASSEE			1	100%	1
MINUTECLINIC DIAGNOSTIC OF VIRGINIA, LLC #10088		1			1
NAVARRO MEDICAL CENTERS LLC			1	100%	1
MEMORIALCARE LONG BEACH MEDICAL CENTER			1	100%	1
MEDONE URGENT CARE			1	100%	1
ADVENTHEALTH WOUND CARE CENTER			1	100%	1
KIDSVILLE PEDIATRICS III PA			1	100%	1
Heritage Inn Health and Rehabilitation		1			1
INHEALTH LIFE SCIENCES LLC			1	100%	1
RIVERSIDE PEDIATRIC GROUP, INC		1			1
Kroger 698 - The Little Clinic 14th Street/Bell		1			1
PLEASANT RIDGE MANOR WEST		1			1
CATERPILLAR INC - MIAMI DISTRIBUTION CENTER			1	100%	1
THE LITTLE CLINIC LLC			1	100%	1
PALM BEACH DIABETES AND ENDOCRINE SPECIALISTS, PA			1	100%	1
BAYOU URGENT CARE			1	100%	1
WEST COAST CLINICAL LABS INC			1	100%	1
NORWALK HOSPITAL			1	100%	1
HOUSTON DEPARTMENT OF HEALTH AND HUMAN SERVICES			1	100%	1
VA Central California HCS		1			1
AUGUSTA HEALTH CLINICAL LABORATORY			1	100%	1
COLER REHABILITATION AND NURSING CARE		1			1
Woodstock Nursing and Rehabilitation Center		1			1
SWIFTCARE URGENT CARE, PLLC			1	100%	1
BATESVILLE - SHERWOOD URGENT CARE			1	100%	1
Avera Sr. James Care Center		1			1
VA North May Outpatient Clinic		1			1

COVID-19: testing by laboratory

Data through Apr 26, 2021 verified as of Apr 27, 2021 at 09:25 AM

Data in this report are provisional and subject to change.

The numbers in the table below represent the number of Florida and non-Florida residents for whom test results were received by the Department of Health. A person can be tested by more than one laboratory and can have both positive and negative results. **Therefore, the sum of the numbers in each column will be larger than the total number of people tested.**

Reporting lab	Inconclusive	Negative	Positive	Percent positive	Total
BRIDGES AT LIFE CARE CENTER OF OCALA, THE			1	100%	1
MEDHELP			1	100%	1
BMC MAYPORT			1	100%	1
PATIENT FIRST-GENERAL BOOTH			1	100%	1
HABANA HEALTH CARE CENTER			1	100%	1
RELIANCE HOME HEALTH CARE INC		1			1
ST JOHN'S MEDICAL CENTER, TETON VILLAGE			1	100%	1
North Ottawa Care Center at Heartwood Lodge		1			1
CVS MA937POCT CARVER		1			1
BETTER U BETTER LIFE WELLNESS LLC			1	100%	1
CVS NY2297002CV NEW YORK			1	100%	1
ATLANTA PLUS URGENT CARE, LLC			1	100%	1
LABORATORY SERVICES SGHS - CAMDEN		1			1
TITUS REGIONAL MEDICAL CENTER			1	100%	1
PORTSMOUTH REG. HOSPITAL			1	100%	1
BRONSON METHODIST HOSPITAL			1	100%	1
SURGERY CENTER, THE			1	100%	1
MERRILL GARDENS AT CHAMPIONSGATE			1	100%	1
FLORIDA HOME HEALTH			1	100%	1
CAPSTONE REHABILITATION AND HEALTHCARE		1			1
MOUNT ST MARYS HOSPITAL OF NIAGARA FALLS			1	100%	1
VELOCITY URGENT CARE - LITTLE CREEK			1	100%	1
HEALTH PARTNERS LLC		1			1
WESTMORELAND REGIONAL HOSPITAL			1	100%	1
ACCESS MEDICAL GROUP OF TAMPA INC			1	100%	1
Troy Center for Rehabilitation & Nursing		1			1
CVS AZ9374POCT TUCSON		1			1
BIOMAT ORLANDO		1			1
ALLIED PEDIATRICS & FAMILY MEDICINE			1	100%	1
NEXTCARE NIFONG			1	100%	1
COVENANT HEALTH		1			1
VA Central Western Massachusetts HCS		1			1
TRUCARE LIVING CENTERS - SELMA			1	100%	1
HEALTHALLIANCE HOSPITAL LABORATORY		1			1
BRIDGEWATER AT WATERMAN VILLAGE			1	100%	1
CHI ST VINCENT LITTLE ROCK DIAGNOSTIC CLINIC			1	100%	1
WAYNE COUNTY PUBLIC HEALTH		1			1
AFFILIATED LABORATORIES INC			1	100%	1
GATEWAY LABORATORIES		1			1
CVS AZ3749POCT GOODYEAR		1			1
Kroger 500 - The Little Clinic Speedway		1			1
SUNCOAST PRIMARY CARE LLC			1	100%	1
DAVITA DIALYSIS-NORTH			1	100%	1
ATHENS LIMESTONE HOSPITAL		1			1
CARROLL UNIVERSITY STUDENT HEALTH CENTER		1			1
HOSPITAL METROPOLITANO SAN GERMAN			1	100%	1
SMITH KLINE			1	100%	1

COVID-19: testing by laboratory

Data through Apr 26, 2021 verified as of Apr 27, 2021 at 09:25 AM

Data in this report are provisional and subject to change.

The numbers in the table below represent the number of Florida and non-Florida residents for whom test results were received by the Department of Health. A person can be tested by more than one laboratory and can have both positive and negative results. **Therefore, the sum of the numbers in each column will be larger than the total number of people tested.**

Reporting lab	Inconclusive	Negative	Positive	Percent positive	Total
ANY LAB TEST NOW JACKSONVILLE		1			1
CHIPLEY DIALYSIS			1	100%	1
STEPHEN G NELSON MD PA			1	100%	1
ORCHID TERRACE		1			1
TEVAPHARM			1	100%	1
MOUNT SINAI CORAL GABLES			1	100%	1
HALEYVILLE HEALTH CARE CENTER		1			1
METROPOLITAN			1	100%	1
URGENT CARE CENTER OF PORT ORANGE LLC			1	100%	1
ANDERSON FAMILY MEDICINE			1	100%	1
VISTA LAKE ASSISTED LIVING			1	100%	1
JUP Serology SubSection			1	100%	1
SIERRA HEALTH CARE CENTER		1			1
JACKSON MADISON CO. GEN. HOSPITAL			1	100%	1
VIRTUA HEALTH AND REHABILITATION		1			1
TAMPA GENERAL MEDICAL GROUP LABORATORY HEALTHPARK			1	100%	1
Kroger 683 - The Little Clinic Foothills Plaza		1			1
Kroger 519 - The Little Clinic Staples Mill Road		1			1
Portsmouth Health and Rehab			1	100%	1
HEALTHCARE AND REHAB OF SANFORD			1	100%	1
HUNEYCUTT FAMILY PRACTICE			1	100%	1
KENT		1			1
JAX FAMILY CARE		1			1
JOSEPH REINA PHARMACY INC DBA JRX PHAR		1			1
MARQUETTE GENERAL HOSPITAL			1	100%	1
CVS AZ7855POCT TUCSON		1			1
HARMONY HEALTHCARE ORLANDO INC		1			1
MEDEXPRESS URGENT CARE - LINDEN		1			1
FOUNDCARE HEALTH			1	100%	1
LITTLE FALLS HOSPITAL LABORATORY		1			1
HEART HOSPITAL OF LAFAYETTE: EMERGENCY ROOM			1	100%	1
BEAUMONT HOSPITAL			1	100%	1
DR JAMES D FORBES FAMILY CARE CENTER			1	100%	1
LONG ISLAND MINIMALLY INVASIVE SURGERY		1			1
PRIMARY & URGENT CARE CENTERS			1	100%	1
DIVERSICARE OF BIG SPRINGS		1			1
FIRST CARE OF GAINESVILLE			1	100%	1
ASSISTED LIVING AT TREZEVANT		1			1
MID FLORIDA COMMUNITY SERVICES			1	100%	1
CUSTOM SCRIPTS PHARMACY		1			1
APOLLOMDX LLC			1	100%	1
ADVENTHEALTH MEDICAL GROUP OBSTETRICS AND			1	100%	1
Perham Living			1	100%	1
White Oak Manor - Rock Hill		1			1
ST JOHN HOSPITAL & MEDICAL CENTER MICRO			1	100%	1
YOUR HEALTH PEDIATRICS			1	100%	1
CAROLINAS PHYSICIAN NETWORK			1	100%	1

COVID-19: testing by laboratory

Data through Apr 26, 2021 verified as of Apr 27, 2021 at 09:25 AM

Data in this report are provisional and subject to change.

The numbers in the table below represent the number of Florida and non-Florida residents for whom test results were received by the Department of Health. A person can be tested by more than one laboratory and can have both positive and negative results. **Therefore, the sum of the numbers in each column will be larger than the total number of people tested.**

Reporting lab	Inconclusive	Negative	Positive	Percent positive	Total
BRUSHY CREEK FAMILY HOSPITAL			1	100%	1
INTEGRITY SPINE AND ORTHOPEDICS LLC			1	100%	1
Kroger 929 - The Little Clinic Corryville		1			1
UW MEDICINE CHU LAB			1	100%	1
PERFECT HEALTH URGENT CARE AND MEDICAL		1			1
UNITED HEALTHCARE			1	100%	1
RIVERSIDE MEDICAL CENTER		1			1
BERKSHIRE MEDICAL CENTER			1	100%	1
PARK AVENUE MEDICAL PROFESSIONALS PC		1			1
MOBILE MEDICAL UNIT- SAINT JOSEPH REG		1			1
Regency Square			1	100%	1
EASTSIDE URGENT CARE			1	100%	1
URGENT CARE 24/7 TAMPA			1	100%	1
CAROLINA BAY HEALTHCARE CTR OF WILMING		1			1
ST MARY'S OF SAGINAW		1			1
Arch Plaza Nursing and Rehabilitation Center			1	100%	1
CANDLER HOSPITAL			1	100%	1
PRIME HEALTHCARE SERVICES		1			1
WEST PENSACOLA DIALYSIS CENTER			1	100%	1
HARDIN HEALTH INC		1			1
STEWARD FLORIDA ALF, INC			1	100%	1
VA Boston HCS-Brockton Division		1			1
VA Healthcare Center- Newburg		1			1
BAM INC		1			1
FLORIDA DEPARTMENT OF HEALTH IN CITRUS COUNTY		1			1
bishop rehabilitation and nursing center		1			1
Brakeley Park Center		1			1
SENTARA AMBULATORY CARE CLINIC			1	100%	1
SOUTHWEST FLORIDA DIVISION LAB			1	100%	1
Wildwood Healthcare		1			1
AMERICAN DRUG TESTING LAB LLC			1	100%	1
Medilodge of Mt. Pleasant		1			1
EDWARD HOSPITAL			1	100%	1
PREMIER FAMILY AND SPORTS MEDICINE LLC			1	100%	1
MEMORIAL URGENT CARE CENTER -			1	100%	1
VA OPTOMETRY CLINIC			1	100%	1
SEVEN HILLS HEALTHCARE GROUP LLC DBA		1			1
Crowne Health Care of Thomasville		1			1
Kroger 618 - The Little Clinic Trail Creek Village		1			1
Shoreline Care Center			1	100%	1
SACRED HEART HEALTH SYSTEM- MIDWIFE PROGRAM			1	100%	1
BLUFFTON HEALTH CENTER			1	100%	1
HUDSON REGIONAL HOSPITAL			1	100%	1
PM PEDIATRICS OF VIRGINIA			1	100%	1
SHERIDAN VAMC		1			1
FRESENIUS KIDNEY CARE OCALA			1	100%	1
HAVASU REGIONAL MEDICAL CENTER			1	100%	1

COVID-19: testing by laboratory

Data through Apr 26, 2021 verified as of Apr 27, 2021 at 09:25 AM

Data in this report are provisional and subject to change.

The numbers in the table below represent the number of Florida and non-Florida residents for whom test results were received by the Department of Health. A person can be tested by more than one laboratory and can have both positive and negative results. **Therefore, the sum of the numbers in each column will be larger than the total number of people tested.**

Reporting lab	Inconclusive	Negative	Positive	Percent positive	Total
APEX HOME HEALTHCARE			1	100%	1
Florence Nursing and Rehabilitation Center		1			1
MEDEXPRESS-DOVER		1			1
ANDERSON REGIONAL MEDICAL CENTER			1	100%	1
Whispering Pines Nursing & Rehabilitation Center		1			1
TERRELL URGENT CARE			1	100%	1
BRADEN CLINIC		1			1
RESTORE MEDICAL PARTNERS PLLC			1	100%	1
BRIGHT HEALTH CLINIC CORP			1	100%	1
THE HEART HOSPITAL BAYLOR PLANO			1	100%	1
MDS PHARMA SERVICES		1			1
MEDEXPRESS URGENT CARE - CABOT			1	100%	1
JACKSBORO URGENT CARE			1	100%	1
GARNET HEALTH URGENT CARE		1			1
MEDEXPRESS URGENT CARE - PATRICK STREE			1	100%	1
CARESPOT - MIAMI GARDENS			1	100%	1
SANTA CLARA VALLEY MEDICAL CENTER			1	100%	1
INNOVATIVE CARE PARTNERS PLLC			1	100%	1
NFRC CLINICAL LAB			1	100%	1
Kroger 968 - The Little Clinic Colerain Township		1			1
WESTCHESTER MEDICAL CENTER ADVANCED		1			1
BROOKDALE FORT WALTON BEACH			1	100%	1
MID-FLORIDA CANCER CENTERS		1			1
CVS IL2297652CV CHICAGO		1			1
PIEDMONT QUICKCARE		1			1
Eagle Point Health Care Center		1			1
Pathways Nursing and Rehabilitation Center		1			1
SKYRIDGE CLINICAL ASSOCIATES		1			1
ODYSSEY HEALTH CARE OF MARION COUNTY LLC		1			1
OAKWOOD HOSPITAL - DEARBORN LAB			1	100%	1
MAYO MEDICAL LABORATORIES			1	100%	1
VIRGINIA CVS PHARMACY, LLC DBA CVS/PHARMACY #1884		1			1
Kroger 086 - The Little Clinic Broomfield-Sheridan		1			1
MINUTECLINIC DIAGNOSTIC OF NH, LLC (CL		1			1
UNIVERSITY MEDICAL CENTER OF SOUTHERN NEVADA (UMCSN)			1	100%	1
IMMY LABS			1	100%	1
NORTHSIDE FAMILY MEDICINE		1			1
APPLECARE URGENT CARE JESUP			1	100%	1
INTERNAL MEDICINE ASSOCIATES		1			1
FAMILY MEDICAL CENTRE			1	100%	1
MISSOURI DEPT. OF HEALTH			1	100%	1
DOCTORS AFTER HOURS URGENT CARE CENTER			1	100%	1
SAINT JOSEPH'S HOSPITAL AND MEDICAL CENTER		1			1
ST VINCENTS OUTPATIENT IMAGING		1			1
AURORA HEALTH CARE METRO INC			1	100%	1
Seal Rock Healthcare		1			1
UNC HOSPITALS			1	100%	1

COVID-19: testing by laboratory

Data through Apr 26, 2021 verified as of Apr 27, 2021 at 09:25 AM

Data in this report are provisional and subject to change.

The numbers in the table below represent the number of Florida and non-Florida residents for whom test results were received by the Department of Health. A person can be tested by more than one laboratory and can have both positive and negative results. **Therefore, the sum of the numbers in each column will be larger than the total number of people tested.**

Reporting lab	Inconclusive	Negative	Positive	Percent positive	Total
UT HEALTH RIO GRANDE VALLEY PRIMARY CARE AT			1	100%	1
DAYTONA BEACH DIALYSIS			1	100%	1
BAPTIST MEDICAL PLAZA AT WESTCHESTER			1	100%	1
ELDERWOOD AT WAVERLY		1			1
DOCTORS CARE - GREER		1			1
Maple Lane Nursing Home		1			1
ORDRS, INC.			1	100%	1
NATION'S BEST CARE HOME HEALTH			1	100%	1
UNLIMITED MEDICAL SERVICES OF FL PL DBA		1			1
ABINGTON MEMORIAL HOSPITAL			1	100%	1
WELLMED AT LONGWOOD			1	100%	1
NEMOURS CHILDREN HOSPITAL			1	100%	1
PIEDMONT NEWTON HOSPITAL		1			1
Bivins Pointe			1	100%	1
MEDEXPRESS URGENT CARE-MEADVILLE			1	100%	1
EMORY DECATUR HOSPITAL - EMORY MEDICAL		1			1
VISTA DEL SOL MED ASSOC		1			1
Alaska Domiciliary Care for Homeless Veterans		1			1
El Paso Health Care Center			1	100%	1
Falmouth By The Sea			1	100%	1
Community Compassion Center of Batesville			1	100%	1
MARYLAND DEPARTMENT OF HEALTH AND MENTAL HYGIENE-LABORATORIES			1	100%	1
FLAGLER PROFESSIONAL HEALTH CARE SERVICES INC		1			1
Heartland of Perrysburg		1			1
PATHOLOGY		1			1
WASHINGTON CENTER FOR REHABILITATION A		1			1
ATRIA TAMARAC			1	100%	1
441 URGENT CARE CENTER - BROWNWOOD			1	100%	1
BROOKSHIRE, THE			1	100%	1
ER NEAR ME HULEN		1			1
Erie VAMC		1			1
SANFORD LABORATORIES WATERTOWN			1	100%	1
TANNER CLINIC			1	100%	1
PATHOLOGY ASSOCIATES			1	100%	1
MOUNT SINAI MEDICAL CENTER OF FLORIDA INC			1	100%	1
SHANNON CLARK OD, PA			1	100%	1
Newton Wellesley Center for Alzheimer's Care		1			1
FREEPORT ER DOX URGENT CARE		1			1
JACK M MATHENY II MD			1	100%	1
Alden North Shore			1	100%	1
POETS WALK SARASOTA			1	100%	1
Kroger 433 - The Little Clinic Atoka		1			1
LIFE CARE CENTER OF GWINNETT		1			1
FIU HEALTH CARE CENTER			1	100%	1
PUTNAM CO HOSPITAL-D/B/A ASBURY TOWERS		1			1
NORTHEAST REGIONAL MEDICAL CENTER			1	100%	1
Avon Health Center		1			1

COVID-19: testing by laboratory

Data through Apr 26, 2021 verified as of Apr 27, 2021 at 09:25 AM

Data in this report are provisional and subject to change.

The numbers in the table below represent the number of Florida and non-Florida residents for whom test results were received by the Department of Health. A person can be tested by more than one laboratory and can have both positive and negative results. **Therefore, the sum of the numbers in each column will be larger than the total number of people tested.**

Reporting lab	Inconclusive	Negative	Positive	Percent positive	Total
OPTI MED PHARMACY		1			1
ARISTACARE AT MANCHESTER		1			1
SHAMRA MEDICAL LABORATORY			1	100%	1
Iosco County Medical Care Facility		1			1
SKY RIDGE MEDICAL CENTER - MICRO			1	100%	1
GREATER TAMPA AT HOME			1	100%	1
NORTHWEST TEXAS HEALTHCARE SYSTEM,INC			1	100%	1
HCR-ManorCare			1	100%	1
SOUTHWOOD NURSING & RETIREMENT CENTER		1			1
AVANTARA REDFIELD		1			1
PEACE HEALTH FAMILY MEDICINE AT 87TH AVE		1			1
PARK LANE NURSING HOME		1			1
SUNCOAST FAMILY MEDICAL ASSOCIATES			1	100%	1
OAKVIEW INC		1			1
Brattleboro Crossings LLC dba Pine Heights at Brattleboro		1			1
Kroger 541 - The Little Clinic Long Hollow Pike		1			1
INDIAN RIVER SHERIFF OFFICE		1			1
COUNTY OF HAMILTON			1	100%	1
LSU MEDICAL CENTER			1	100%	1
ROSEN MEDICAL CENTER AT ROSEN COLLEGE CAMPUS			1	100%	1
PUBLIX PHARMACY #1114			1	100%	1
SLIDELL MEMORIAL HOSPITAL			1	100%	1
BLOOMINGDALE MEDICAL ASSOC			1	100%	1
ICARE		1			1
DIXIE COUNTY JAIL			1	100%	1
NONA MEDICAL ARTS		1			1
FRESENIUS KIDNEY CARE - BOCA RATON			1	100%	1
GIFFORD MEMORIAL HOSPITAL		1			1
CAMBRIDGE HEALTH ALLIANCE			1	100%	1
BOYKIN		1			1
PARRISH MEDICAL GROUP			1	100%	1
CYPRESS VILLAGE REHAB CENTER		1			1
CROZER-CHESTER MEDICAL CENTER			1	100%	1
Luling Living Center		1			1
CONCENTRA - TAMPA EAST		1			1
MORGAN STANELY HEALTH CENTER		1			1
Walgreens #9620		1			1
MED FIRST IMMEDIATE CARE AND FAMILY PRACTICE			1	100%	1
FAST TEST NOW		1			1
CRESTVIEW CLINICAL LABORATORY			1	100%	1
Eddy Memorial Geriatric Center		1			1
ELEMENTS PHARMACY			1	100%	1
UNIVERSITY OF BALTIMORE WASHINGTON MEDICAL CENTER			1	100%	1
NHC Sequatchie		1			1
Kroger 481 - The Little Clinic Houston Levee		1			1
SOUTHWOOD HEALTHCARE CENTER		1			1
SANTA MONICA FERTILITY			1	100%	1

COVID-19: testing by laboratory

Data through Apr 26, 2021 verified as of Apr 27, 2021 at 09:25 AM

Data in this report are provisional and subject to change.

The numbers in the table below represent the number of Florida and non-Florida residents for whom test results were received by the Department of Health. A person can be tested by more than one laboratory and can have both positive and negative results. **Therefore, the sum of the numbers in each column will be larger than the total number of people tested.**

Reporting lab	Inconclusive	Negative	Positive	Percent positive	Total
WEST VIRGINIA UNIVERSITY HOSPITALS			1	100%	1
ST. LUKE'S HOSPITAL			1	100%	1
DECATUR MORGAN HOSPITAL - DECATUR GENE		1			1
MANCHESTER COMMONS		1			1
TMH CANCER CENTER LABORATORY			1	100%	1
Arbor Springs Health and Rehab		1			1
TMH PHYSICIAN PARTNERS			1	100%	1
CARENOW URGENT CARE-MURFREESBORO			1	100%	1
Integrity Healthcare of Carbondale			1	100%	1
MANHATTAN EYE EAR AND THROAT HOSPITAL		1			1
777 URGENT CARE			1	100%	1
LABTECH DIAGNOSTICS			1	100%	1
RENOWN REGIONAL MEDICAL CENTER			1	100%	1
NEW HANOVER REGIONAL MEDICAL CENTER			1	100%	1
AVERA HEART HOSPITAL OF SD			1	100%	1
The Jordan Center		1			1
RCP OF MEMORIAL WEST			1	100%	1
SOUTH SEMINOLE HOSPITAL POCT			1	100%	1
BAPTIST ASI			1	100%	1
Heartland Health Care Center Jacksonville			1	100%	1
Mountain View Manor			1	100%	1
Kroger 923 - The Little Clinic Centerville		1			1
SC-GA2018 MCCORMICK REHAB & HEALTHCARE		1			1
ADVANTA LABS, LLC		1			1
BEAUMONT URGENT CARE		1			1
NYU LANGONE AMBULATORY CARE LAKE SUCCE		1			1
THE GROVE HEALTH AND REHAB			1	100%	1
PEACE RIVER CENTER CRISIS STABILIZATION UNIT			1	100%	1
AML DIAGNOSTICS- ADV TESTING IN METABOLIC MEDICINE			1	100%	1
Holly Hill Healthcare Center			1	100%	1
PELICAN STATE OUTPATIENT CENTER			1	100%	1
CHRISTUS GOOD SHEPHERD MEDICAL CENTER			1	100%	1
Sky View Rehabilitation and Health Care Center		1			1
EAST FL CORE LAB			1	100%	1
PowerBack Piscataway Center		1			1
EVEXIA DIAGNOSTICS			1	100%	1
GARDENS AT MAPLEWOOD			1	100%	1
MADISON AT OVIEDO			1	100%	1
NORTHEAST TEXAS DIALYSIS		1			1
Springdale Village		1			1
LAKEWOOD RANCH MEDICAL GROUP LLC			1	100%	1
NORWOOD HEALTH CENTER		1			1
BRUNSWICK HEALTH AND REHABILITATION CE		1			1
GABRIELA GOLDSTEIN MD PA			1	100%	1
ELLIS HOSPITAL URGENT CARE CENTER LAB		1			1
BAPTIST HEALTH ASI			1	100%	1
AMERICA'S ER SITE 002 LLC			1	100%	1

COVID-19: testing by laboratory

Data through Apr 26, 2021 verified as of Apr 27, 2021 at 09:25 AM

Data in this report are provisional and subject to change.

The numbers in the table below represent the number of Florida and non-Florida residents for whom test results were received by the Department of Health. A person can be tested by more than one laboratory and can have both positive and negative results. **Therefore, the sum of the numbers in each column will be larger than the total number of people tested.**

Reporting lab	Inconclusive	Negative	Positive	Percent positive	Total
SUTTER GOULD MEDICAL FOUNDATION			1	100%	1
DODGE COUNTY HOSPITAL LABORATORY		1			1
Waters of Covington		1			1
Heartland of Pittsburgh PA, LLC		1			1
PHOENIX PROGRAMS OF FLORIDA INC		1			1
CATHEDRAL GERONTOLOGY CENTER DBA CATHEDRAL CARES			1	100%	1
LCMC LAB SUBSECTION		1			1
ESOTERIC LAB			1	100%	1
BRIGHAM YOUNG UNIV STUDENT HEALTH CTR			1	100%	1
SANFORD LABORATORY BISMARCK			1	100%	1
MARTIN MEMORIAL MEDICENTER			1	100%	1
VETERANS AFFAIRS MEDICAL CENTER - EAST ORANGE			1	100%	1
WALGREENS_CHICAGO		1			1
SUREPOINT URGENT CARE PADRE ISLAND			1	100%	1
ST LUKES SURGICAL AT THE VILLAGES INC			1	100%	1
CARENOW URGENT CARE - ANTIOCH		1			1
HAWKEYE CARE CENTER DUBUQUE		1			1
CHP COVID-19 (TX)			1	100%	1
MEDICAL CITY DENTON			1	100%	1
FAMILY MEDICAL CENTER		1			1
St. Anthonys Nursing and Rehab			1	100%	1
ROCKLEDGE HEALTH & REHABILITATION CENTER			1	100%	1
LEHIGH PULMONARY ASSOCIATES			1	100%	1
BGB SUMMIT MEDICAL GROUP		1			1
Miller Health Care Center			1	100%	1
LAKESIDE MEDICAL CENTER		1			1
HIBISCUS COURT			1	100%	1
WESTEX URGENT CARE, PLLC			1	100%	1
Scepter Rehab and Health care		1			1
ENCOMPASS HEALTH REHABILITATION HOSPITAL OF UTAH		1			1
NEW YORK PRESBYTERIAN HOSPITAL			1	100%	1
ORMOND MEDICAL ARTS FAMILY PRACTICE PL			1	100%	1
CLINICAL PATHOLOGY LABORATORIES SOUTHEAST INC			1	100%	1
MERCY HOME		1			1
SUMMIT HEALTHCARE REGIONAL MEDICAL		1			1
SPECIALTY MOLECULAR - DENVER			1	100%	1
ACCESS TOTAL CARE			1	100%	1
OASIS FAMILY RESORT IN THE SPRINGS LLC		1			1
CLEVELAND CLINIC OHIO LABORATORIES			1	100%	1
JOHNSON & JOHNSON VISION CARE-VISTAKON			1	100%	1
RIVERSIDE REGIONAL MED CENTER			1	100%	1
KATHY L ANDERSON DO PA			1	100%	1
West Bay of Tampa Center			1	100%	1
PROVIDENCE ST PETER HOSPITAL		1			1
LIFECARE MEDICAL CENTER			1	100%	1
MARION GENERAL HOSPITAL			1	100%	1
WALGREEN#12147		1			1

COVID-19: testing by laboratory

Data through Apr 26, 2021 verified as of Apr 27, 2021 at 09:25 AM

Data in this report are provisional and subject to change.

The numbers in the table below represent the number of Florida and non-Florida residents for whom test results were received by the Department of Health. A person can be tested by more than one laboratory and can have both positive and negative results. **Therefore, the sum of the numbers in each column will be larger than the total number of people tested.**

Reporting lab	Inconclusive	Negative	Positive	Percent positive	Total
FLORIDA CLINICAL RESEARCH CENTER, LLC			1	100%	1
Hearthstone Nursing and Rehabilitation Center		1			1
SUMMERLIN MEDICAL CENTRE			1	100%	1
PROVIDENCE ST. PATRICK HOSPITAL			1	100%	1
STEPHENS COUNTY HOSPITAL			1	100%	1
SUNSHINE URGENT CARE			1	100%	1
THOMAS HOSPITAL			1	100%	1
DOCTORS MEDICAL CENTER			1	100%	1
BRADENTON DIALYSIS			1	100%	1
HARDIN MEMORIAL HOSPITAL - HEARTLAND PATHOLOGY CONSULTANTS			1	100%	1
KID FIXERS		1			1
Lutheran Community at Telford		1			1
HEALTH ALLIANCE			1	100%	1
WORKCARE, INC GLOBALFOUNDRIES			1	100%	1
CLEVELAND CLINIC OUTPATIENT LABORATORY			1	100%	1
CONCENTRA - LEESBURG		1			1
PUBLIX PHARMACY #1122		1			1
LABWORKS LLC			1	100%	1
WMG URGENT CARE WOODSTOCK			1	100%	1
MEDCARE-GARNERS FERRY			1	100%	1
CVS SC7012POCT BALLENTINE			1	100%	1
SANCHEZ CAZAU MEDICAL GROUP			1	100%	1
FLORIDA HEART AND VASCULAR MULTISPECIALTY GROUP PA			1	100%	1
Avantara Lake Norden		1			1
UNIVERSITY OF NORTH CAROLINA HOSPITALS			1	100%	1
WINCHESTER HOSPITAL			1	100%	1
CHILTON MEDICAL CENTER		1			1
CARE STATION MEDICAL GROUP		1			1
Fairhope		1			1
Longwood Community Living Center		1			1
Keller Landing Center		1			1
ALPHA 1 ANTITRYPSIN RESEARCH PROGRAM			1	100%	1
CLEVELAND CLINIC FLORIDA LAB			1	100%	1
GOOD PEDIATRICS			1	100%	1
Central Park Healthcare & Rehabilitation Center		1			1
FLORIDA DEPARTMENT OF HEALTH IN BROWARD COUNTY		1			1
QUICKCARE HEALTH, INC			1	100%	1
CVS AZ9273POCT TUCSON			1	100%	1
NORTH SHORE HEMATOLOGY-ONCOLOGY ASSOCI		1			1
SHARON REGIONAL MEDICAL CENTER			1	100%	1
ROAN MOUNTAIN MEDICAL CENTER			1	100%	1
CVS MA1875POCT ASHLAND			1	100%	1
C V S / PHARMACY #833		1			1
Brookdale Southside			1	100%	1
SONNI'S PEDIATRICS			1	100%	1
CARILION CLINIC LAB TESTING SITE-POSTAL		1			1
FAMILY MEDICAL CLINIC KENDALL LLC			1	100%	1

COVID-19: testing by laboratory

Data through Apr 26, 2021 verified as of Apr 27, 2021 at 09:25 AM

Data in this report are provisional and subject to change.

The numbers in the table below represent the number of Florida and non-Florida residents for whom test results were received by the Department of Health. A person can be tested by more than one laboratory and can have both positive and negative results. **Therefore, the sum of the numbers in each column will be larger than the total number of people tested.**

Reporting lab	Inconclusive	Negative	Positive	Percent positive	Total
HARDEN DIALYSIS		1			1
ST JOHNS EPISCOPAL HOSPITAL SOUTH SHORE		1			1
MARY WASHINGTON HOSPITAL HOME HEALTH AGENCY	1				1
MODERN URGENT CARE			1	100%	1
FAMILY MEDICINE AT KISSIMMEE		1			1
Kroger 006 - The Little Clinic Uintah Gardens		1			1
LOUIS A JOHNSON VAMC		1			1
Waddell Nursing & Rehab Center		1			1
NORTH FLORIDA CHILD DEVELOPMENT, INC			1	100%	1
Walgreens #12695			1	100%	1
SMITH			1	100%	1
CELEBRATION HOSPITAL			1	100%	1
MEDICAL ASSOCIATES OF THE SHOALS		1			1
Tremont Health & Rehabilitation Center		1			1
AMERICAN LAB LLC		1			1
BEACHSIDE DETOX		1			1
Brookdale Richmond Place		1			1
CARESPOT - OCOEE			1	100%	1
MOREHOUSE COLLEGE STUDENT HEALTH CENTE		1			1
EXAC CARE CROSSVILLE		1			1
Mayfair Village Nursing Care Center		1			1
ABE'S GARDEN/PARK MANOR APARTMENTS		1			1
CARESOUTH HHA HOLDINGS OF VIRGINIA, LLC			1	100%	1
IMMEDIATE CARE MEDICAL CENTER			1	100%	1
ACCURATE HEALTH SERVICES CORP			1	100%	1
URGENT CARE OF FORT LAUDERDALE INC			1	100%	1
LANTANA HC LAB			1	100%	1
MEDEXPRESS NORTHSIDE			1	100%	1
SHRIVERS PHARMACY AND WELLNESS CENTER			1	100%	1
DR DAN C TRIGG MEMORIAL HOSPITAL		1			1
VELOCITY URGENT CARE - REDMILL			1	100%	1
FAMILY MEDICINE AT CELEBRATION		1			1
SPECIALTY DRUG TESTING			1	100%	1
CVS IL5822POCT MOKENA		1			1
OCALA RKC EAST HEMO #1			1	100%	1
Medicalodges Neosho			1	100%	1
HOSPICE OF MARION COUNTY INC			1	100%	1
WINTER HAVEN DIALYSIS		1			1
STANDIFER PLACE		1			1
MONROE COUNTY PUBLIC HEALTH DEPARTMENT			1	100%	1
SUMMIT LABORATORY			1	100%	1
FLORIDA FAMILY LABORATORY		1			1
PATIENT FIRST - WOODBURY		1			1
SOUTHERN REGIONAL MEDICAL CENTER		1			1
DIGNITY HEALING LLC			1	100%	1
THE CHILDREN'S HOSPITAL OF PHILADELPHIA		1			1
BROOKDALE FORT MYERS LAKES PARK			1	100%	1

COVID-19: testing by laboratory

Data through Apr 26, 2021 verified as of Apr 27, 2021 at 09:25 AM

Data in this report are provisional and subject to change.

The numbers in the table below represent the number of Florida and non-Florida residents for whom test results were received by the Department of Health. A person can be tested by more than one laboratory and can have both positive and negative results. **Therefore, the sum of the numbers in each column will be larger than the total number of people tested.**

Reporting lab	Inconclusive	Negative	Positive	Percent positive	Total
NEMOUR'S CHILDREN'S CLINIC			1	100%	1
Kroger 379 - The Little Clinic Stony Brook		1			1
SOMA MEDICAL CENTER PA #2 OAKLAND			1	100%	1
INTERFAITH MEDICAL CENTER		1			1
ELAN MANATEE			1	100%	1
RIVERVIEW HOSPITAL	1				1
ST LUKE'S CORNWALL HOSPITAL N			1	100%	1
BOTTINEAU GOOD SAMARITAN CENTER		1			1
PCR DIAGNOSTICS			1	100%	1
MICROBIOLOGY DEPARTMENT			1	100%	1
CVS KS8573POCT OVERLAND PARK		1			1
Village Crest Center for Health & Rehabilitation		1			1
RESOURCE PATH LLC			1	100%	1
BOCA RATON PHYSICIANS PA			1	100%	1
PASTEUR MEDICAL HIALEAH GARDEN LLC			1	100%	1
NEW HORIZON PRIMARY CARE LLC			1	100%	1
Brynwood Health & Rehabilitation Center			1	100%	1
LADY LAKE FAMILY MEDICINE			1	100%	1
TENNOVA HEALTHCARE - CLEVELAND			1	100%	1
SPARTA HEALTH & REHAB		1			1
Royal Palm Beach Health and Rehab Center			1	100%	1
WALGREENS #11572		1			1
ELKTON TRANSITIONAL CARE CENTER		1			1
PEDIATRIC ASSOC OF JACKSONVILLE PA			1	100%	1
BANNER UNIVERSITY MEDICAL CENTER			1	100%	1
Birmingham Nursing & Rehab Center		1			1
LOPEZ		1			1
Lakeview Care Center			1	100%	1
BALLAD HEALTH MEDICAL ASSOCIATES URGENT CARE			1	100%	1
INDIAN RIVER CLINICAL LABORATORY, INC.		1			1
SACRED HEART MEDICAL CENTER			1	100%	1
PATIENT FIRST - SICKLERVILLE		1			1
LOVELACE WOMEN'S HOSPITAL		1			1
FHPG INTERNAL MEDICINE OF BRANDON			1	100%	1
PREMIER MEDICAL CLINIC		1			1
MED TECH CLINICAL LABORATORY		1			1
HEALTH PLUS SUNRISE MEDICAL OFFICE			1	100%	1
LABORATORIO MEDICO CENTRAL CONDOMINO MD			1	100%	1
FAMILY & INTERNAL MEDICINE CENTER		1			1
Port Orange Nursing And Rehab Center			1	100%	1
LAKE VISTA DIALYSIS			1	100%	1
MEMORIAL HERMANN KATY HOSPITAL			1	100%	1
CONCIERGE INTERNAL MEDICINE ASSOCIATES			1	100%	1
2504-HOMEWOOD		1			1
WESTCOAST FAMILY PRACTICE		1			1
SAINT LEO UNIVERSITY INCORPORATED			1	100%	1
CHI MEMORIAL HOSPITAL CHATTANOOGA			1	100%	1

COVID-19: testing by laboratory

Data through Apr 26, 2021 verified as of Apr 27, 2021 at 09:25 AM

Data in this report are provisional and subject to change.

The numbers in the table below represent the number of Florida and non-Florida residents for whom test results were received by the Department of Health. A person can be tested by more than one laboratory and can have both positive and negative results. **Therefore, the sum of the numbers in each column will be larger than the total number of people tested.**

Reporting lab	Inconclusive	Negative	Positive	Percent positive	Total
NANCY M WORTHINGTON MD PA			1	100%	1
CENTRAL CAROLINA HOSPITAL			1	100%	1
ASHLEY PEDICATRICS DAY AND NIGHT CLINIC			1	100%	1
DESERT ROSE FL LLC		1			1
Salem Hills Rehabilitation and Nursing Center		1			1
BORINQUEN HEALTH CENTER			1	100%	1
PULMONARY MEDICINE		1			1
OAKWOOD HOSPITAL - SOUTHSORE			1	100%	1
APPLECARE BRUNSWICK			1	100%	1
Encompass Health Rehab Hosp Alexandria		1			1
CSI LABORATORIES FLORIDA			1	100%	1
MACKINAC STRAITS LONG TERM CARE UNIT		1			1
UPMC NORTHWEST HOSPITAL			1	100%	1
GEORGETOWN URGENT CARE			1	100%	1
ADVOCATE GOOD SAMARITAN			1	100%	1
Kroger 717 - The Little Clinic Dolphin Drive			1	100%	1
HCL LABORATORIES			1	100%	1
PANCARE HEALTH - CARR ELEM & MIDDLE SCHOOL			1	100%	1
Fairview			1	100%	1
LAS PALOMAS SENIOR LIVING		1			1
MARTIN ARMY COMMUNITY HOSPITAL			1	100%	1
Biopharmaceutics Laboratory Section		1			1
Kroger 523 - The Little Clinic Dickson			1	100%	1
CHESAPEAKE REGIONAL MEDICAL CENTER			1	100%	1
MCCORMICK AMBULANCE		1			1
Kroger 894 - The Little Clinic NEC		1			1
CENTRAL TX MEDICAL CENTER - LAB			1	100%	1
STUDENT HEALTH CENTER			1	100%	1
BAPTIST EMERGENCY HOSPITAL - KELLY			1	100%	1
Valley View Health and Rehabilitation, LLC		1			1
LOURDES URGENT CARE			1	100%	1
UF HEALTH - WILDLIGHT			1	100%	1
TOMAH VAMC			1	100%	1
LAREDO CARE CLINIC NORTH		1			1
GATEWAY FAMILY HEALTH CLINIC			1	100%	1
Kroger 805 - The Little Clinic Lewis Center		1			1
ST JOHNS PEDIATRICS PA		1			1
BAPTIST HOSPITAL FAMILY MEDICINE &			1	100%	1
Lantern Park Specialty Care		1			1
CFCH - FROSTPROOF			1	100%	1
THE CLINIC ON SIXTH			1	100%	1
TANGLEWOOD MANOR		1			1
PM PEDIATRICS PC			1	100%	1
COVE AT THE MARBELLA,THE			1	100%	1
TRIHEALTH			1	100%	1
Allen Health and Rehabilitation		1			1
ANMED HEALTH MEDICAL CENTER			1	100%	1

COVID-19: testing by laboratory

Data through Apr 26, 2021 verified as of Apr 27, 2021 at 09:25 AM

Data in this report are provisional and subject to change.

The numbers in the table below represent the number of Florida and non-Florida residents for whom test results were received by the Department of Health. A person can be tested by more than one laboratory and can have both positive and negative results. **Therefore, the sum of the numbers in each column will be larger than the total number of people tested.**

Reporting lab	Inconclusive	Negative	Positive	Percent positive	Total
TEXAS HEALTH ARLINGTON MEMORIAL HOSPITAL			1	100%	1
SOUTHERN HILLS MEDICAL CENTER			1	100%	1
TEXAS HEALTH ARLINGTON MEMORIAL		1			1
OMAHA VA MEDICAL CENTER			1	100%	1
REEVES COUNTY HOSPITAL DISTRICT			1	100%	1
CVS IN6536POCT KOKOMO		1			1
WOODSTOCK HEALTH DEPARTMENT			1	100%	1
PEDRO MENENDEZ HEALTH CENTER AT ST JOHNS			1	100%	1
FLORIDA KEYS PED AND ADOLES CTR			1	100%	1
Diversicare of Smyrna		1			1
OMC PRIMARY CARE - HOSPITAL CAMPUS			1	100%	1
HONEY BROOK MED INVESTORS LTD/DBA		1			1
FAST AID URGENT CARE			1	100%	1
SAINT BARNABAS MEDICAL CENTER		1			1
CHATEAU TERREBONNE HEALTH CARE		1			1
ACUTE AND COMMUNICABLE DISEASE PREVENTION			1	100%	1
Terrace Glen Village		1			1
DIXIE REGIONAL MEDICAL CENTER			1	100%	1
STATE OF CALIFORNIA DOH SERVICES			1	100%	1
ADVENTHEALTH PHYSICIAN GROUP – APPLEWOOD			1	100%	1
TRADITIONAL MEDICINE CENTER			1	100%	1
WVU MEDICINE AT SUNCREST TOWNE CENTRE			1	100%	1
CITRONELLE HEALTH AND REHABILITATION CENTER		1			1
SUMMIT DETOX INC			1	100%	1
TITUSVILLE CENTER FOR SURGICAL EXCELLENCE LLC		1			1
PINEBROOK CARE AND REHABILITATION CENTER□			1	100%	1
Rio Grande City Nursing and Rehab Center			1	100%	1
SUMMIT COUNTY PUBLIC HEALTH DEPARTMENT			1	100%	1
NEVADA RURAL HOUSING AUTHORITY			1	100%	1
FALKVILLE HEALTHCARE		1			1
Ramsey Village		1			1
MADISON REHABILITATION HOSPITAL		1			1
DIRECT PRIMARY CARE OF BURLESON			1	100%	1
FIRST MEDICAL RESPONSE OF TEXAS, INC			1	100%	1
ORANGETOWN PEDIATRICS ASSOCIATES		1			1
Pontotoc Health and Rehab		1			1
LP Marietta II, LLC		1			1
CTMD MEDICAL CENTER, PA			1	100%	1
SOUTHWESTERN STATE HOSPITAL LABORATORY			1	100%	1
Memorial Health Care Center			1	100%	1
WELLSTAR KENNESAW MEDICAL CENTER		1			1
Bethel Lutheran Nursing & Rehabilitation Center		1			1
FELD ENTERTAINMENT			1	100%	1
Kroger 397 - The Little Clinic Frankfort East		1			1
Kroger 410 - The Little Clinic Trinity		1			1
BAYMEADOWS PEDIATRIC CARE		1			1
CONCENTRA - OCALA		1			1

COVID-19: testing by laboratory

Data through Apr 26, 2021 verified as of Apr 27, 2021 at 09:25 AM

Data in this report are provisional and subject to change.

The numbers in the table below represent the number of Florida and non-Florida residents for whom test results were received by the Department of Health. A person can be tested by more than one laboratory and can have both positive and negative results. **Therefore, the sum of the numbers in each column will be larger than the total number of people tested.**

Reporting lab	Inconclusive	Negative	Positive	Percent positive	Total
QUEST INC			1	100%	1
MT SINA1 HOSPICE			1	100%	1
BEAUMONT HOSPITAL, GROSSE POINTE			1	100%	1
ADVANCED URGENT CARE PLLC		1			1
MCG HOSPITALS AND CLINICS			1	100%	1
GEORGE WASHINGTON UNIVERSITY HOSPITAL			1	100%	1
PREMIER HEALTH CARE INC			1	100%	1
Redwood Springs Healthcare			1	100%	1
SEPULVEDA OUTPATIENT AND NURSING HOME CARE			1	100%	1
OPTUM MEDICAL CLINIC IN ROCKRIMMON			1	100%	1
SSC NASHVILLE OPERATING CO LLC D/B/A		1			1
UNIVERSITY OF SOUTH FLORIDA			1	100%	1
QUALITY CLINICAL LAB LLC			1	100%	1
CAREWELL URGENT CARE FITCHBURG			1	100%	1
MOUNT SINAI MEDICAL CENTER HIALEAH			1	100%	1
APOLLO ADVANCED HOME HEALTH CORP			1	100%	1
FAYETTE MEDICAL CENTER LAB		1			1
ARGENTINE CARE CENTER		1			1
PERRY COUNTY NURSING HOME		1			1
HERNANDO COUNTY HEALTH DEPT			1	100%	1
OCALA REGIONAL DIALYSIS- NORTH			1	100%	1
HEALTHCARE ASSOCIATES OF IRVING, LLP			1	100%	1
WOOD COUNTY HEALTH DEPARTMENT			1	100%	1
Kroger 682 - The Little Clinic New Holland Market			1	100%	1
REFERENCE LABORATORY			1	100%	1
BRANDON OUTREACH CLINIC			1	100%	1
LIMA MEMORIAL HOSPITAL			1	100%	1
VIVEX/UMTB BIOMEDICAL			1	100%	1
Kroger - KRO62000426			1	100%	1
HENRY FORD HOSPITAL			1	100%	1
CEDAR CREST HEALTH CENTER		1			1
PULMONARY, CRITICAL CARE AND SLEEP DISORDERS INSTITUTE OF SOUTH FLORID			1	100%	1
Victoria Manor		1			1
SAN ANTONIO DERMATOLOGY AND MEDICAL SPA			1	100%	1
CLINICAL TRIALS OF TAMPA LLC		1			1
OCEANVIEW NURSING AND REHABILITAION CENTER			1	100%	1
LITTLE COMPANY OF MARY HOSPITAL			1	100%	1
CVS OH3306POCT AKRON		1			1
The Evangelical Lutheran Good Samaritan Society Prescott Village		1			1
Towne Manor West		1			1
PRACTITIONERS IN MOTION			1	100%	1
Kroger 970 - The Little Clinic Westfield			1	100%	1
NAVAL BRANCH HEALTH CLINIC			1	100%	1
Heritage Health of Peru			1	100%	1
BOCA MEDICAL CARE			1	100%	1
WYOMING COUNTY DEPARTMENT OF HEALTH		1			1
Erwin Health Care Center		1			1

COVID-19: testing by laboratory

Data through Apr 26, 2021 verified as of Apr 27, 2021 at 09:25 AM

Data in this report are provisional and subject to change.

The numbers in the table below represent the number of Florida and non-Florida residents for whom test results were received by the Department of Health. A person can be tested by more than one laboratory and can have both positive and negative results. **Therefore, the sum of the numbers in each column will be larger than the total number of people tested.**

Reporting lab	Inconclusive	Negative	Positive	Percent positive	Total
MEDICAL CLINIC OF HOUSTON			1	100%	1
STATE OF ALASKA			1	100%	1
ST. LUKES HOSPITAL			1	100%	1
FLAGLER COUNTY BOARD OF COUNTY COMMISSIONERS			1	100%	1
WEST FLORIDA MEDICAL ASSOCIATES			1	100%	1
WALGREENS #04786		1			1
PRIMARY CARE GROUP LLC		1			1
SV MOBILE HEALTH			1	100%	1
SOUTHEAST MISSOURI HOSPITAL		1			1
Coos County Nursing Home		1			1
WINDSOR MANOR			1	100%	1
ELMCROFT OF TIMBERLIN PARC			1	100%	1
Kroger - KRO70600172		1			1
WATERVIEW HILLS REHABILITATION AND NUR		1			1
SUSAN F. WILLIAMS M.D., P.A.			1	100%	1
BARRINGTON TERRACE NAPLES			1	100%	1
NORTH FLORIDA REGIONAL MEDICAL CENTER EMERGENCY			1	100%	1
BSA PHYSICIANS GROUP, INC D/B/A BSA FAMILY MEDICAL			1	100%	1
KENNEDY BOULEVARD DIALYSIS			1	100%	1
Gulf Coast health and Rehabilitation, LLC		1			1
Westminster Canterbury Richmond		1			1
EPIC CARE PHARMACY		1			1
DAUGHTERS OF SARAH NURSING CENTER		1			1
Kingston Care Center of Fort Wayne		1			1
PM PEDIATRICS OF BAYSIDE, PLLC		1			1
IRA FIALKO DO			1	100%	1
BIOMERIEUX			1	100%	1
UNIVERISTY HOSPITAL			1	100%	1
ALLIANCE LABORATORY SERVICES			1	100%	1
MED BAR LLC		1			1
HILLSBORO MEDICAL CENTER MAIN LABORATO		1			1
CLARKSVILLE HEALTH SYSTEM			1	100%	1
Senior Rehab & Recovery Center at Limestone Health Facility		1			1
WASHINGTONVILLE PHARMACY INC		1			1
CLINICAL RESEARCH OF WEST FLORIDA		1			1
DISCOVERY AT HOME, LLC			1	100%	1
CENTRAL FLORIDA ADULT MEDICINE		1			1
KETAMINE HEALTH CENTERS OF WEST PALM BEACH LLC		1			1
PRIORITY CARE LLC			1	100%	1
Kroger 63 - The Little Clinic Glassford Hill Rd		1			1
AVERA ST. MARY'S HOSPITAL			1	100%	1
AURORA MEDICAL CENTER-KENOSHA			1	100%	1
Kroger 353 - The Little Clinic Harpers Point		1			1
DIAGNOSTIC GROUP INTEGRATED HEALTHCARE			1	100%	1
WILLOWBROOKE COURT AT MATTHEWS GLEN		1			1
BELMONT VILLAGE AT JOHNS CREEK		1			1
ALLIED PHYSICIANS GROUP		1			1

COVID-19: testing by laboratory

Data through Apr 26, 2021 verified as of Apr 27, 2021 at 09:25 AM

Data in this report are provisional and subject to change.

The numbers in the table below represent the number of Florida and non-Florida residents for whom test results were received by the Department of Health. A person can be tested by more than one laboratory and can have both positive and negative results. **Therefore, the sum of the numbers in each column will be larger than the total number of people tested.**

Reporting lab	Inconclusive	Negative	Positive	Percent positive	Total
GENERATIONS CENTER OF SPENCER		1			1
CARESOUTH HHA HOLDINGS OF THE TREASURE COAST LLC			1	100%	1
SPINE & PAIN CONSULTANT PLLC		1			1
Fulton County Medical Center Long Term Care			1	100%	1
EMERSON HOSPITAL LABORATORY			1	100%	1
AUTUMN HOUSE			1	100%	1
USC VERDUGO HILLS HOSPITAL			1	100%	1
MED CHOICE CENTER OF NORTH MIAMI			1	100%	1
Kroger 368 - The Little Clinic Frankfort West		1			1
CARESPOT - LEE VISTA			1	100%	1
ADVENTHEALTH MEDICAL GROUP SENIOR HEALTH AT			1	100%	1
Victory Health and Rehabilitation			1	100%	1
HALIFAX HEALTH PRIMARY CARE ORMOND			1	100%	1
BAYCARE OUTREACH LAB AT NEW TAMPA			1	100%	1
PATIENT FIRST - FAIRFAX			1	100%	1
CHILDREN'S AT SATELLITE BOULEVARD URGE		1			1
The Pines at Poughkeepsie Center for Nursing and Rehabilitation		1			1
MEDEXPRESS URGENT CARE - HAMILTON SQUA		1			1
CHILDREN'S MEMORIAL HOSPITAL			1	100%	1
WAYCROSS INTRTNAL MEDICINE			1	100%	1
DUKE UNIVERSITY MEDICAL CENTER			1	100%	1
PATIENT FIRST - CHERRY HILL		1			1
Vibralfie of El Paso Rehabilitation Center			1	100%	1
CHRISTIANA HOSPITAL		1			1
Hawthorne House		1			1
SEABROOK EMS			1	100%	1
PALOMAR MEDICAL CENTER			1	100%	1
KISSIMMEE HOME TRAINING		1			1
SIGNATURE HEALTHCARE OF BUCKHEAD		1			1
Kroger - KR003500568			1	100%	1
St. Anne Home		1			1
AIRPORT MEDICAL SOLUTIONS ORLANDO			1	100%	1
LEE HEALTH KIDS URGENT CARE		1			1
DR. K PEDIATRICS			1	100%	1
RED BUG LAKE ROAD OVIEDO COVID			1	100%	1
GENESIS MEDICAL CENTER OF CORAL SPRINGS INC			1	100%	1
PARTNERS IN PRIMARY CARE		1			1
FRONT PORCH PEDIATRICS PLLC			1	100%	1
MD NOW URGENT CARE			1	100%	1
Kroger 395 - The Little Clinic Blanchester		1			1
HOWELL BRANCH COURT			1	100%	1
WVU MEDICINE - WESTON			1	100%	1
UT HEALTH RIO GRANDE VALLEY SPECIALTY PEDIATRICS			1	100%	1
DSI LABORATORIES-NAPLES-7TH			1	100%	1
NEW MILFORD HOSPITAL			1	100%	1
MAIN STREET PHARMACY OF MARCELLUS, INC		1			1
CAH ACQUISITION COMPANY 11 LLC			1	100%	1

COVID-19: testing by laboratory

Data through Apr 26, 2021 verified as of Apr 27, 2021 at 09:25 AM

Data in this report are provisional and subject to change.

The numbers in the table below represent the number of Florida and non-Florida residents for whom test results were received by the Department of Health. A person can be tested by more than one laboratory and can have both positive and negative results. **Therefore, the sum of the numbers in each column will be larger than the total number of people tested.**

Reporting lab	Inconclusive	Negative	Positive	Percent positive	Total
PARK AVENUE DERMATOLOGY NORTH			1	100%	1
BAXTER REGIONAL MEDICAL CENTER			1	100%	1
Mission Arch Center		1			1
SUNRISE CLINIC SANTA ROSA		1			1
WEST CARVER MEDICAL ASSOCIATES		1			1
TRAVIS LEE THOMPSON MD			1	100%	1
CHAMBREL AT PINECASTLE			1	100%	1
Parkview Care and Rehabilitation Center		1			1
CVS AZ69POCT PEORIA		1			1
SOUTH TEXAS HEALTH SYSTEM ER - WARE ROAD			1	100%	1
MINNESOTA HERITAGE HOUSE		1			1
BRADENTON CONVENTION CENTER□			1	100%	1
Lodge Nursing & Rehab Center		1			1
UMMC MIDTOWN CAMPUS			1	100%	1
MONONGAHELA VALLEY HOSPITAL			1	100%	1
NORTH FLORIDA FAMILY MEDICINE			1	100%	1
SUNSHINE PEDIATRICS OF LUTz			1	100%	1
Monument Health Custer Care Center		1			1
DE TAR HOSPITAL			1	100%	1
WILLOW DALE WELLNESS VILLAGE APARTMENT		1			1
TRAFALGAR DIALYSIS			1	100%	1
Eden Meadows		1			1
Abernethy Laurels		1			1
Cloverdale Rehabilitation and Nursing Center		1			1
FAMILY PRACTICE ASSOCIATES		1			1
Southwest Louisiana Veterans Home			1	100%	1
Ohman Family Living at Holly Assisted Living		1			1
Kroger 465 - The Little Clinic Oakley		1			1
KINGWOOD EMERGENCY HOSPITAL			1	100%	1
WALGREENS # 03608			1	100%	1
ST. MARY MEDICAL CENTER		1			1
ALAFAYA WOODS FAMILY MEDICAL CENTER		1			1
LYSTER MAIN LAB, FT RUCKER		1			1
St. Mary's Care Center		1			1
MORNINGSIDE NURSING AND REHABILITATION		1			1
NEW ERA HEALTH CENTER INC		1			1
CHI ST ALEXIUS TRANSITIONAL CARE UNIT		1			1
MEDICAL COLLEGE OF GEORGIA MEDICAL CENTER			1	100%	1
ABSOLUTE HEALTHCARE			1	100%	1
LAS PALMAS MEDICAL CENTER			1	100%	1
BRISTOL CHILDRENS CLINIC			1	100%	1
CONVENIENT MEDICAL AND HEALTH SERVICES			1	100%	1
AMERICAN MEDICAL RESPONSE - FARMER BRA		1			1
UUHC - REDSTONE HEALTH CENTER LABORATORY			1	100%	1
HACKENSACK UNIVERSITY MEDICAL CENTER		1			1
HAMILTON CI MAIN UNIT ANNEX/ WORK CAMP			1	100%	1
Grand Junction VAMC		1			1

COVID-19: testing by laboratory

Data through Apr 26, 2021 verified as of Apr 27, 2021 at 09:25 AM

Data in this report are provisional and subject to change.

The numbers in the table below represent the number of Florida and non-Florida residents for whom test results were received by the Department of Health. A person can be tested by more than one laboratory and can have both positive and negative results. **Therefore, the sum of the numbers in each column will be larger than the total number of people tested.**

Reporting lab	Inconclusive	Negative	Positive	Percent positive	Total
BELLMORE PEDIATRICS		1			1
Greencroft Goshen		1			1
BETHESDA DIALYSIS			1	100%	1
CARENOW LAKE WORTH			1	100%	1
CENTRAL ALABAMA HEALTH CARE SYSTEM			1	100%	1
PACIFICA CARE PLLC			1	100%	1
FLORIDA HEALTH CARE MEDICAL GROUP		1			1
REHABILITATION CENTER OF ALBUQUERQUE		1			1
LIFESPAN HEALTH - SELMER		1			1
BASCOM PALMER-MICRO LAB			1	100%	1
Chatsworth Health Care		1			1
ORLANDO PHYSICIAN NETWORK		1			1
ARNOLD PALMER HOSPITAL LAB POCT		1			1
CONWAY - SHERWOOD URGENT CARE			1	100%	1
Sherwood Oaks Health Center			1	100%	1
CAREATC - WISCONSIN PIPE-FITTERS			1	100%	1
NORTHSIDE HOSPITAL GWINNETT		1			1
AURORA CONSOLIDATED LABORATORY			1	100%	1
TWIN			1	100%	1
BROOKDALE AVONDALE (BU 04360)			1	100%	1
GREYSTONE HOME HEALTH OF GREATER ORLANDO LLC		1			1
Metairie Healthcare Center			1	100%	1
ALLEGANY COUNTY DEPARTMENT OF HEALTH		1			1
LEXINGTON HOSPITAL CORPORATION			1	100%	1
Hillside Manor Rehabilitation and Extended Care Center		1			1
GOSHEN HOSPITAL			1	100%	1
CLUB HEALTH AND REHABILITATION CENTER, THE		1			1
PARKVIEW REGIONAL MEDICAL CENTER			1	100%	1
SANITAS RESEARCH LLC			1	100%	1
MONMOUTH MEDICAL CENTER		1			1
AUSTIN URGENT CARE			1	100%	1
PREMISEHEALTH		1			1
HOSPITAL SISTERS HEALTH SYSTEM (HSHS)			1	100%	1
HOLLAND COMMUNITY HOSPITAL		1			1
SHANDSCAIR FLIGHT PROGRAM			1	100%	1
CARLTON SHORES HEALTH AND REHABILITATION CENTER			1	100%	1
JP MORGAN CHASE HEALTH SERVICES			1	100%	1
ASSOCIATES MD MEDICAL GROUP INC			1	100%	1
SHAH			1	100%	1
Imperial Healthcare Centre			1	100%	1
NULL			1	100%	1
FAMILY PHYSICIANS OF WINTER PARK, INC			1	100%	1
Dupage Care Center			1	100%	1
HORIZON MEDICAL CENTER			1	100%	1
ADVANCED BIOMEDICAL INC			1	100%	1
THE EMORY CLINIC			1	100%	1
Walgreens #12153		1			1

COVID-19: testing by laboratory

Data through Apr 26, 2021 verified as of Apr 27, 2021 at 09:25 AM

Data in this report are provisional and subject to change.

The numbers in the table below represent the number of Florida and non-Florida residents for whom test results were received by the Department of Health. A person can be tested by more than one laboratory and can have both positive and negative results. **Therefore, the sum of the numbers in each column will be larger than the total number of people tested.**

Reporting lab	Inconclusive	Negative	Positive	Percent positive	Total
FORT LOUDOUN PRIMARY CARE		1			1
AAA MEDICAL TESTING			1	100%	1
SPRINGBROOK HOSPITAL			1	100%	1
TAYLOR COUNTY HEALTH DEPARTMENT			1	100%	1
PEDIATRIC ASSOCIATES - DORAL			1	100%	1
Friendship Manor Inc.		1			1
CVS IL7142POCT LOCKPORT		1			1
COURTLAND TERRACE		1			1
SAINT PETE MRI			1	100%	1
RYE BEACH PHARMACY INC		1			1
SALEM HOSPITAL REGIONAL LABORATORY		1			1
CASS LAKE PHS INDIAN HOSPITAL		1			1
COMMUNITY MEDICAL CARE			1	100%	1
CHILDREN'S NATIONAL MEDICAL CENTER			1	100%	1
SYNERGY DIALYSIS INC			1	100%	1
UHS BINGHAMTON GENERAL			1	100%	1
FLORIDA DEPARTMENT OF HEALTH PALM BEACH COUNTY			1	100%	1
WALKIN MEDICAL URGENT CARE,NEW CITY			1	100%	1
Towne Manor East		1			1
AHUJA MEDICAL CENTER			1	100%	1
Bridgeway Care and Rehabilitation Center		1			1
TARRANT MEDICAL ASSOCIATES			1	100%	1
DEL PRADO MEDICAL CENTER, INC		1			1
SCRIPTS PLUS INC DBA THE MEDICINE SHOP		1			1
The Center at Centennial			1	100%	1
Kroger 705 - The Little Clinic Richmond		1			1
WINTER PARK MEMORIAL HOSPITAL LABORATORY		1			1
FLAGLER CARE CENTER			1	100%	1
MEDCOR AT ROYAL CARIBBEAN			1	100%	1
A.G. Rhodes		1			1
Quince Nursing and Rehabilitation Center		1			1
Ozark Health and Rehabilitation, LLC		1			1
IVY CREEK HEALTHCARE & WELLNESS CENTRE			1	100%	1
SANFORD HOME		1			1
CYPRESS CREEK OUTPATIENT SURGICAL CTR, LLC			1	100%	1
SUNCOAST BEHAVIORAL HEALTH CENTER			1	100%	1
VIP FAMILY PRACTICE			1	100%	1
GENVIEW DIAGNOSIS INC			1	100%	1
Total	104,343	19,518,811	2,866,153	13%	22,489,307