

# COVID-19: summary of cases and monitoring

Data through Apr 24, 2021 verified as of Apr 25, 2021 at 09:25 AM

Data in this report are provisional and subject to change.

Cases: people with positive PCR or antigen test result		Cases: people with positive PCR or antigen test result	
Total cases		Risk factors for Florida residents	
Florida residents	2,167,190	Traveled	17,284
Non-Florida residents	41,394	Contact with a known case	862,411
Type of testing		Traveled and contact with a known case	23,659
Florida residents	2,167,190	Neither	1,263,836
Positive by BPHL/CDC	78,970	No travel and no contact	259,912
Positive by commercial/hospital lab	2,088,220	Travel is unknown	716,613
PCR positive	1,732,877	Contact is unknown	479,587
Antigen positive	434,313	Contact is pending	455,973
Non-Florida residents	41,394	Travel can be unknown and contact can be unknown or pending for the same case, these numbers will sum to more than the "neither" total.	
Positive by BPHL/CDC	978		
Positive by commercial/hospital lab	40,416		
PCR positive	28,129		
Antigen positive	13,265		
Characteristics			
Florida residents hospitalized	89,457		
Florida resident deaths	34,848		
Non-Florida resident deaths	686		
Hospitalized counts include anyone who was hospitalized at some point during their illness. It does not reflect the number of people currently hospitalized.			
More information on deaths identified through death certificate data is available on the National Center for Health Statistics website at <a href="http://www.cdc.gov/nchs/nvss/vsrr/COVID19/index.htm">www.cdc.gov/nchs/nvss/vsrr/COVID19/index.htm</a> .			

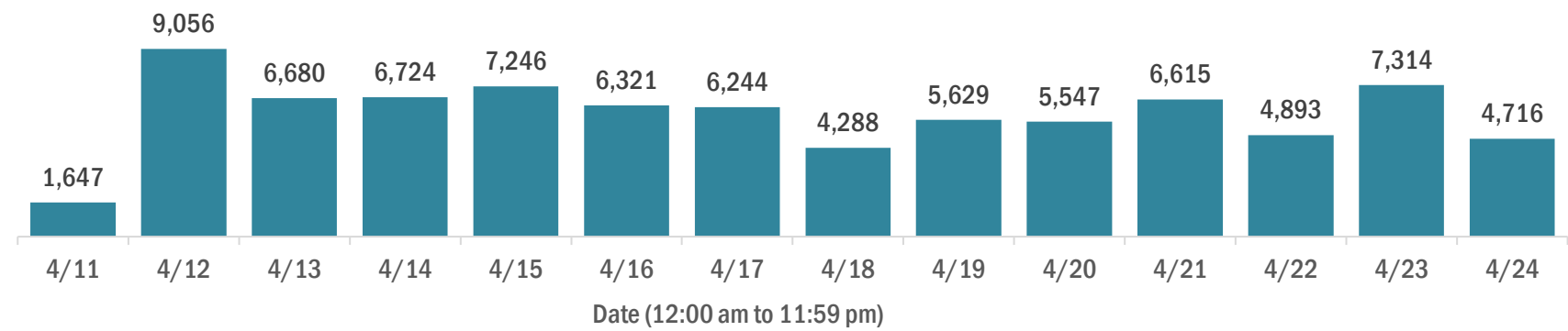
# COVID-19: summary of laboratory testing

Data through Apr 24, 2021 verified as of Apr 25, 2021 at 09:25 AM

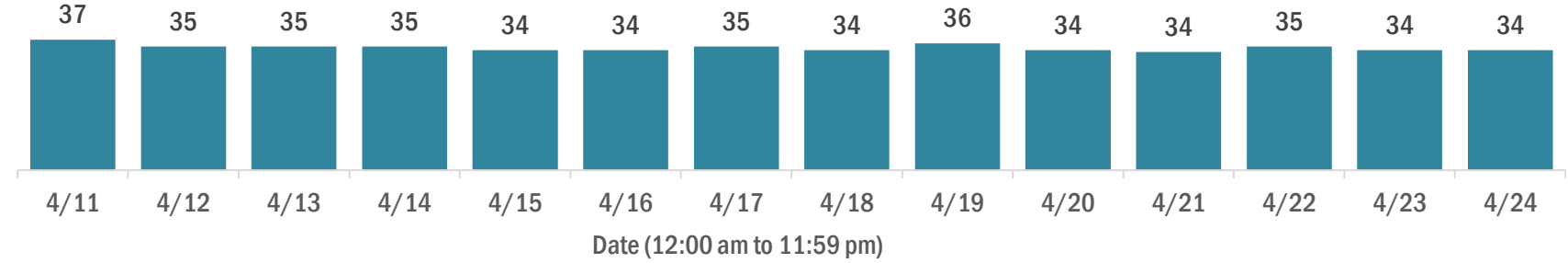
Data in this report are provisional and subject to change.

## Cases in Florida residents per day for the past 2 weeks

Number of cases per day



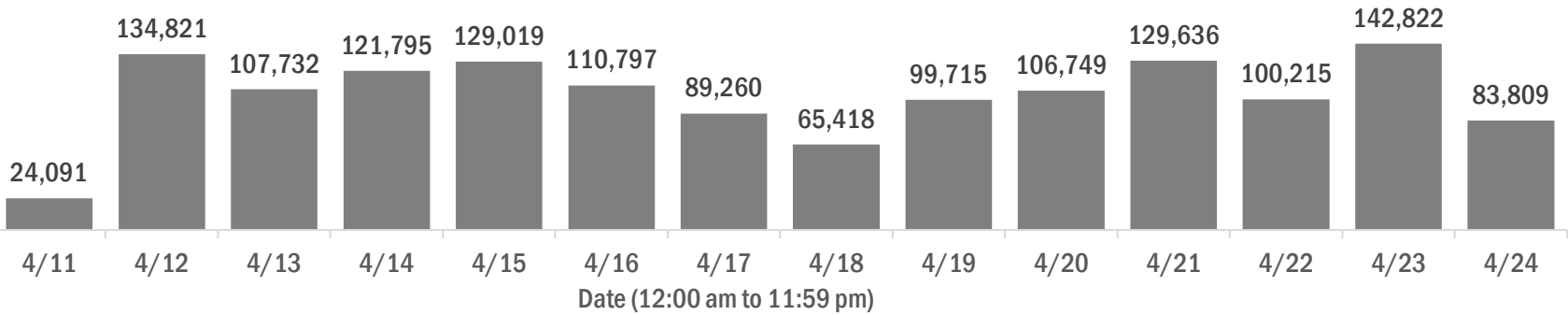
Median age of cases by day



## Laboratory testing for Florida residents over the past 2 weeks

Number of Florida residents tested per day

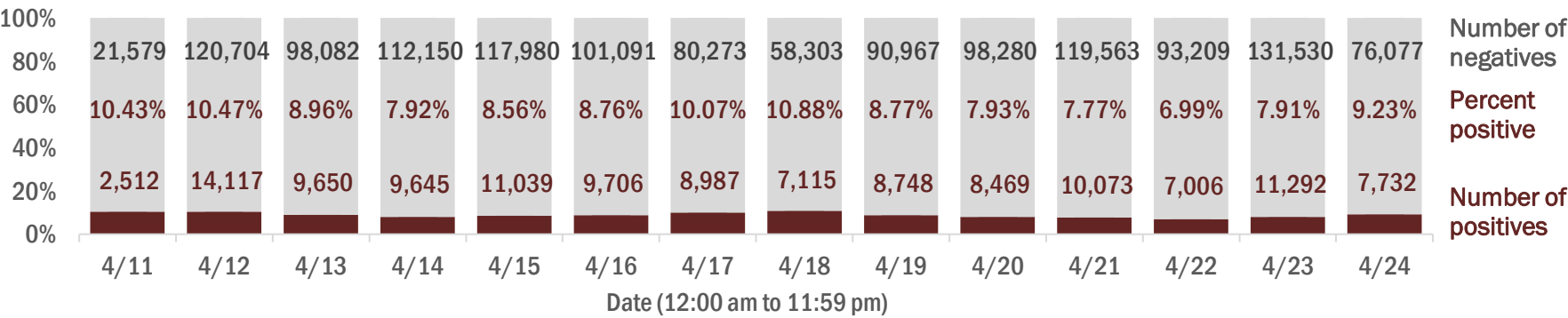
These counts include the number of people for whom the Department received PCR or antigen laboratory results by day. People tested on multiple days will be included for each day a new result was received. A person is only counted once for each day they are tested, regardless of whether multiple specimens are tested or multiple results are received.



Number and percent of Florida residents with positive test results

The percent of positive results ranged from 6.99% to 10.88% over the past 2 weeks and was 9.23% yesterday.

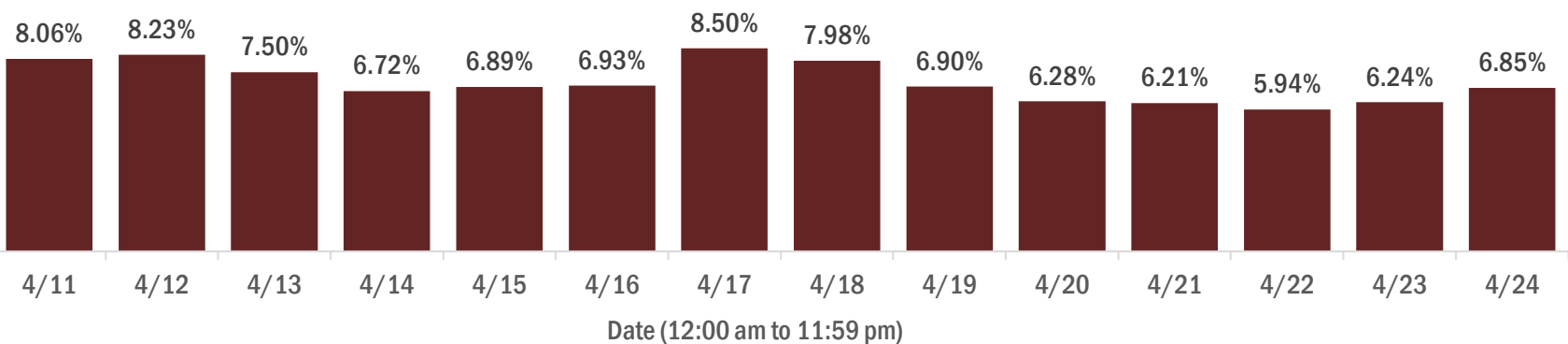
These counts include the number of people for whom the Department received PCR or antigen laboratory results by day. People tested on multiple days will be included for each day a new result was received. A person is only counted once for each day they are tested, regardless of whether multiple specimens are tested or multiple results are received. If a person has a positive specimen and a negative specimen in the same day, only the positive result is counted.



Percent positivity for new cases in Florida residents

The percent of positive results ranged from 5.94% to 8.50% over the past 2 weeks and was 6.85% yesterday.

This percent is the number of people who test PCR- or antigen-positive for the first time divided by all the people tested that day, excluding people who have previously tested positive.



# COVID-19: characteristics of 2,167,190 Florida resident cases

Data through Apr 24, 2021 verified as of Apr 25, 2021 at 09:25 AM

Data in this report are provisional and subject to change.

Age group	Cases		Hospitalizations		Deaths	
0-4 years	45,601	<div><div></div></div> 2%	607	<div><div></div></div> 1%	1	<div><div></div></div> 0%
5-14 years	142,374	<div><div></div></div> 7%	598	<div><div></div></div> 1%	5	<div><div></div></div> 0%
15-24 years	337,944	<div><div></div></div> 16%	2,258	<div><div></div></div> 3%	46	<div><div></div></div> 0%
25-34 years	380,196	<div><div></div></div> 18%	4,401	<div><div></div></div> 5%	198	<div><div></div></div> 1%
35-44 years	337,996	<div><div></div></div> 16%	6,587	<div><div></div></div> 7%	544	<div><div></div></div> 2%
45-54 years	329,369	<div><div></div></div> 15%	10,212	<div><div></div></div> 11%	1,368	<div><div></div></div> 4%
55-64 years	282,528	<div><div></div></div> 13%	15,356	<div><div></div></div> 17%	3,840	<div><div></div></div> 11%
65-74 years	171,588	<div><div></div></div> 8%	18,587	<div><div></div></div> 21%	7,434	<div><div></div></div> 21%
75-84 years	94,223	<div><div></div></div> 4%	18,518	<div><div></div></div> 21%	10,541	<div><div></div></div> 30%
85+ years	43,854	<div><div></div></div> 2%	12,324	<div><div></div></div> 14%	10,871	<div><div></div></div> 31%
Unknown	1,517	<div><div></div></div> 0%	9	<div><div></div></div> 0%	0	<div><div></div></div> 0%
Total	2,167,190		89,457		34,848	

Gender	Cases	
Female	1,132,988	<div><div></div></div> 52%
Male	1,015,654	<div><div></div></div> 47%
Unknown	18,548	<div><div></div></div> 1%
Total	2,167,190	

Ethnicity	Cases		Hospitalizations		Deaths	
Hispanic	703,212	<div><div></div></div> 32%	22,816	<div><div></div></div> 26%	8,176	<div><div></div></div> 23%
Non-Hispanic	1,057,644	<div><div></div></div> 49%	62,528	<div><div></div></div> 70%	24,460	<div><div></div></div> 70%
Unknown	406,334	<div><div></div></div> 19%	4,113	<div><div></div></div> 5%	2,212	<div><div></div></div> 6%
Total	2,167,190		89,457		34,848	

Race and ethnicity	Cases		Hospitalizations		Deaths	
White	1,234,064	<div><div></div></div> 57%	58,754	<div><div></div></div> 66%	25,546	<div><div></div></div> 73%
Hispanic	468,470	<div><div></div></div> 22%	16,355	<div><div></div></div> 18%	6,554	<div><div></div></div> 19%
Non-Hispanic	676,184	<div><div></div></div> 31%	40,668	<div><div></div></div> 45%	17,879	<div><div></div></div> 51%
Unknown	89,410	<div><div></div></div> 4%	1,731	<div><div></div></div> 2%	1,113	<div><div></div></div> 3%
Black	285,461	<div><div></div></div> 13%	18,582	<div><div></div></div> 21%	5,609	<div><div></div></div> 16%
Hispanic	17,071	<div><div></div></div> 1%	798	<div><div></div></div> 1%	237	<div><div></div></div> 1%
Non-Hispanic	246,376	<div><div></div></div> 11%	17,418	<div><div></div></div> 19%	5,192	<div><div></div></div> 15%
Unknown	22,014	<div><div></div></div> 1%	366	<div><div></div></div> 0%	180	<div><div></div></div> 1%
Other race	336,273	<div><div></div></div> 16%	9,795	<div><div></div></div> 11%	2,723	<div><div></div></div> 8%
Hispanic	168,786	<div><div></div></div> 8%	5,181	<div><div></div></div> 6%	1,212	<div><div></div></div> 3%
Non-Hispanic	115,375	<div><div></div></div> 5%	4,166	<div><div></div></div> 5%	1,282	<div><div></div></div> 4%
Unknown	52,112	<div><div></div></div> 2%	448	<div><div></div></div> 1%	229	<div><div></div></div> 1%
Unknown race	311,392	<div><div></div></div> 14%	2,326	<div><div></div></div> 3%	970	<div><div></div></div> 3%
Hispanic	48,885	<div><div></div></div> 2%	482	<div><div></div></div> 1%	173	<div><div></div></div> 0%
Non-Hispanic	19,709	<div><div></div></div> 1%	276	<div><div></div></div> 0%	107	<div><div></div></div> 0%
Unknown	242,798	<div><div></div></div> 11%	1,568	<div><div></div></div> 2%	690	<div><div></div></div> 2%
Total	2,167,190		89,457		34,848	

**Hospitalization** counts include anyone who was hospitalized at some point during their illness. It does not reflect the number of people currently hospitalized. **Other race** includes any person with a race of American Indian/Alaskan native, Asian, native Hawaiian/Pacific Islander, or other.

# COVID-19: deaths in Florida residents and staff of long-term care facilities

Data through Apr 24, 2021 verified as of Apr 25, 2021 at 09:25 AM

Data in this report are provisional and subject to change.

For current cases in residents or staff of long-term care facilities, please visit: <https://floridahealthcovid19.gov/>

CountyDeaths				CountyDeaths				CountyDeaths			
Palm Beach	1066		9%	Okaloosa	165		1%	Madison	20		0%
Dade	1014		9%	Hernando	159		1%	Flagler	19		0%
Pinellas	896		8%	Osceola	143		1%	Calhoun	18		0%
Broward	685		6%	Charlotte	136		1%	Gulf	17		0%
Hillsborough	579		5%	Indian River	122		1%	Wakulla	16		0%
Duval	440		4%	Clay	121		1%	Bradford	14		0%
Polk	432		4%	Leon	100		1%	Washington	13		0%
Brevard	406		4%	Highlands	92		1%	Baker	12		0%
Orange	402		4%	Bay	91		1%	Holmes	12		0%
Sarasota	399		4%	Jackson	87		1%	Jefferson	12		0%
Lee	345		3%	St. Johns	86		1%	Gadsden	10		0%
Marion	330		3%	Santa Rosa	82		1%	Franklin	9		0%
Volusia	298		3%	Alachua	80		1%	Lafayette	8		0%
Escambia	281		2%	Suwannee	60		1%	Levy	7		0%
St. Lucie	246		2%	Columbia	51		0%	Desoto	6		0%
Seminole	231		2%	Sumter	44		0%	Dixie	5		0%
Lake	227		2%	Putnam	42		0%	Monroe	5		0%
Pasco	225		2%	Nassau	34		0%	Taylor	3		0%
Manatee	193		2%	Walton	30		0%	Hardee	2		0%
Collier	192		2%	Hendry	29		0%	Hamilton	1		0%
Citrus	177		2%	Okeechobee	24		0%	Liberty	1		0%
Martin	171		2%	Gilchrist	21		0%	Total	11,244		

**Note:** cases are summarized by the county of usual residence. Residents and staff may be cases associated with facilities that are not in their county of usual residence, resulting in cases being included below for counties that do not have facilities with known cases.

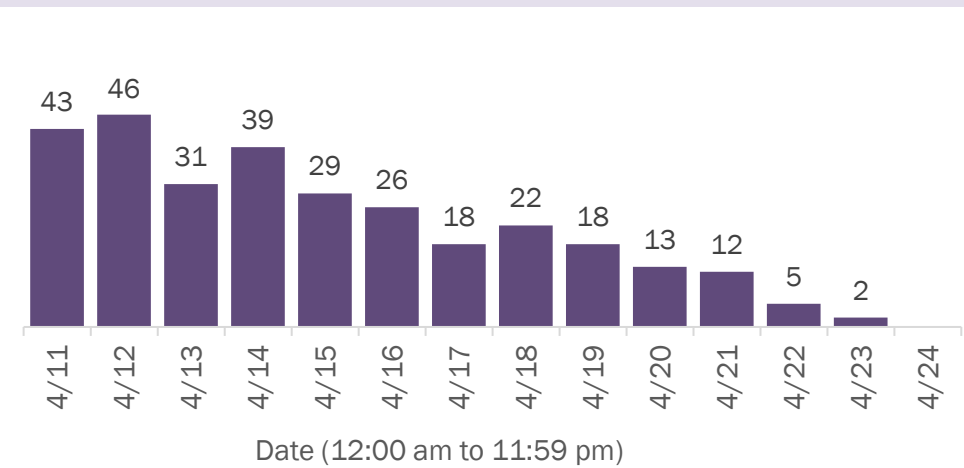
# COVID-19: cases in Florida residents who have died

Data through Apr 24, 2021 verified as of Apr 25, 2021 at 09:25 AM

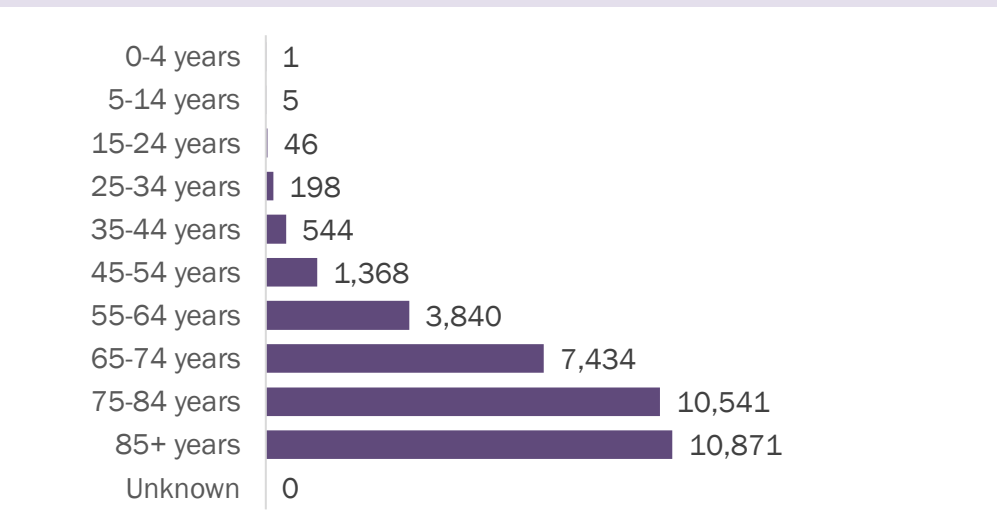
Data in this report are provisional and subject to change.

Demographics for all identified COVID-19 deaths: 34,848

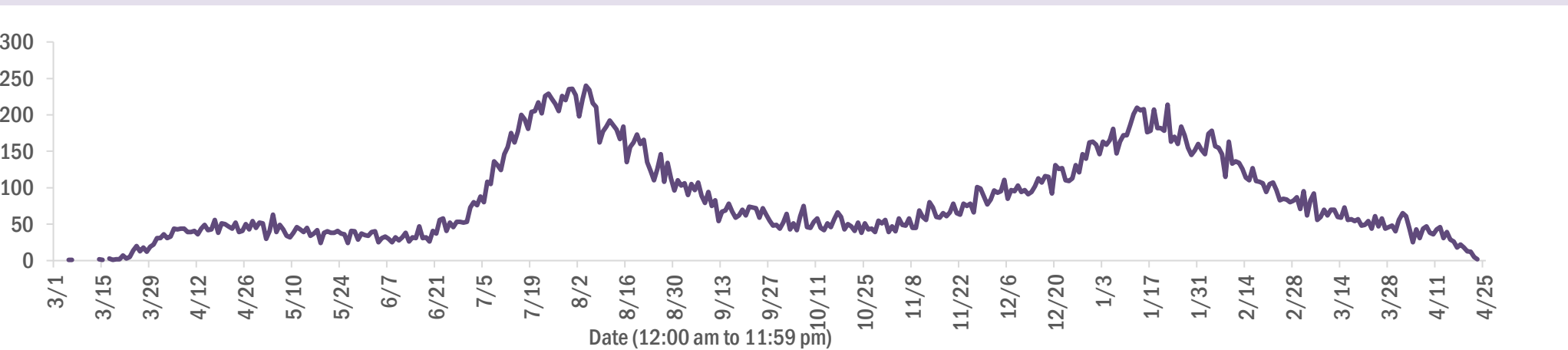
Deaths by date of death for the past 2 weeks



Deaths by age group



Deaths by date of death since March 2020



Age group	Deaths	Cases	Case fatality rate	Mortality rate per 100,000 population
0-4 years	1	45,601	0.0%	0.1
5-14 years	5	142,374	0.0%	0.2
15-24 years	46	337,944	0.0%	1.8
25-34 years	198	380,196	0.1%	7.0
35-44 years	544	337,996	0.2%	20.9
45-54 years	1,368	329,369	0.4%	49.1
55-64 years	3,840	282,528	1.4%	132.8
65-74 years	7,434	171,588	4.3%	306.3
75-84 years	10,541	94,223	11.2%	750.7
85+ years	10,871	43,854	24.8%	1882.3
Unknown	0	1,517	0.0%	
Total	34,848	2,167,190	1.6%	161.3

Gender	Deaths	Cases	Case fatality rate	Mortality rate per 100,000 population
Male	19,555	1,015,654	1.9%	185.2
Female	15,293	1,132,988	1.3%	138.5
Unknown	0	18,548	0.0%	
Total	34,848	2,167,190	1.6%	161.3

Race	Deaths	Cases	Case fatality rate	Mortality rate per 100,000 population
White	25,546	1,234,064	2.1%	153.0
Other	2,723	336,273	0.8%	218.8
Black	5,609	285,461	2.0%	153.4
Unknown	970	311,392	0.3%	
Total	34,848	2,167,190	1.6%	161.3

Ethnicity	Deaths	Cases	Case fatality rate	Mortality rate per 100,000 population
Hispanic	8,176	703,212	1.2%	144.0
Non-Hispanic	24,460	1,057,644	2.3%	153.6
Unknown	2,212	406,334	0.5%	
Total	34,848	2,167,190	1.6%	161.3

# COVID-19: characteristics of 2,167,190 cases

Data through Apr 24, 2021 verified as of Apr 25, 2021 at 09:25 AM

Data in this report are provisional and subject to change.

Tables below include cases in Florida residents and non-Florida residents.

All 67 Florida counties have cases:

County	FL resident cases		Non-FL resident cases	Total cases	FL resident deaths	FL death rate
Dade	472,424	<div></div> 22%	6,236	478,660	6,112	1.3%
Broward	230,367	<div></div> 11%	2,798	233,165	2,865	1.2%
Palm Beach	139,014	<div></div> 6%	2,544	141,558	2,742	2.0%
Orange	132,471	<div></div> 6%	2,081	134,552	1,231	0.9%
Hillsborough	132,022	<div></div> 6%	1,138	133,160	1,680	1.3%
Duval	94,889	<div></div> 4%	1,581	96,470	1,371	1.4%
Pinellas	76,051	<div></div> 4%	1,903	77,954	1,592	2.1%
Lee	65,917	<div></div> 3%	2,269	68,186	954	1.4%
Polk	66,085	<div></div> 3%	473	66,558	1,296	2.0%
Osceola	42,611	<div></div> 2%	769	43,380	496	1.2%
Volusia	41,464	<div></div> 2%	750	42,214	780	1.9%
Brevard	39,615	<div></div> 2%	708	40,323	852	2.2%
Pasco	39,743	<div></div> 2%	342	40,085	735	1.8%
Manatee	36,772	<div></div> 2%	869	37,641	658	1.8%
Escambia	32,061	<div></div> 1%	3,669	35,730	675	2.1%
Collier	33,572	<div></div> 2%	1,326	34,898	517	1.5%
Seminole	32,935	<div></div> 2%	248	33,183	480	1.5%
Sarasota	30,501	<div></div> 1%	1,547	32,048	807	2.6%
Leon	30,337	<div></div> 1%	910	31,247	311	1.0%
Marion	30,280	<div></div> 1%	158	30,438	948	3.1%
Lake	28,391	<div></div> 1%	501	28,892	623	2.2%
St. Lucie	25,516	<div></div> 1%	192	25,708	621	2.4%
Alachua	24,171	<div></div> 1%	295	24,466	271	1.1%
St. Johns	21,929	<div></div> 1%	308	22,237	208	0.9%
Okaloosa	20,073	<div></div> 1%	225	20,298	361	1.8%
Bay	19,118	<div></div> 1%	783	19,901	382	2.0%
Clay	18,203	<div></div> 1%	52	18,255	336	1.8%
Santa Rosa	17,835	<div></div> 1%	247	18,082	284	1.6%
Hernando	13,416	<div></div> 1%	104	13,520	459	3.4%
Charlotte	12,352	<div></div> 1%	212	12,564	410	3.3%
Indian River	12,214	<div></div> 1%	110	12,324	293	2.4%
Martin	11,859	<div></div> 1%	231	12,090	313	2.6%
Citrus	10,775	<div></div> 0%	97	10,872	438	4.1%
Sumter	9,099	<div></div> 0%	106	9,205	273	3.0%
Highlands	8,251	<div></div> 0%	92	8,343	342	4.1%

County	FL resident cases		Non-FL resident cases	Total cases	FL resident deaths	FL death rate
Nassau	7,791	<div></div> 0%	440	8,231	124	1.6%
Columbia	8,013	<div></div> 0%	44	8,057	165	2.1%
Walton	6,845	<div></div> 0%	857	7,702	87	1.3%
Flagler	7,044	<div></div> 0%	97	7,141	113	1.6%
Monroe	6,443	<div></div> 0%	393	6,836	49	0.8%
Putnam	6,352	<div></div> 0%	22	6,374	141	2.2%
Jackson	6,076	<div></div> 0%	67	6,143	156	2.6%
Gadsden	5,604	<div></div> 0%	17	5,621	93	1.7%
Suwannee	5,280	<div></div> 0%	29	5,309	137	2.6%
Hendry	4,635	<div></div> 0%	17	4,652	80	1.7%
Desoto	4,235	<div></div> 0%	27	4,262	92	2.2%
Okeechobee	3,888	<div></div> 0%	53	3,941	88	2.3%
Unknown	308	<div></div> 0%	3,189	3,497	0	0.0%
Baker	3,448	<div></div> 0%	18	3,466	60	1.7%
Wakulla	3,367	<div></div> 0%	14	3,381	54	1.6%
Levy	3,360	<div></div> 0%	8	3,368	51	1.5%
Hardee	3,056	<div></div> 0%	15	3,071	42	1.4%
Bradford	2,964	<div></div> 0%	13	2,977	56	1.9%
Taylor	2,705	<div></div> 0%	5	2,710	45	1.7%
Washington	2,689	<div></div> 0%	21	2,710	51	1.9%
Holmes	2,201	<div></div> 0%	33	2,234	49	2.2%
Madison	2,022	<div></div> 0%	26	2,048	45	2.2%
Gulf	1,924	<div></div> 0%	23	1,947	43	2.2%
Union	1,807	<div></div> 0%	1	1,808	71	3.9%
Calhoun	1,683	<div></div> 0%	3	1,686	43	2.6%
Hamilton	1,601	<div></div> 0%	20	1,621	25	1.6%
Lafayette	1,613	<div></div> 0%	0	1,613	26	1.6%
Dixie	1,586	<div></div> 0%	3	1,589	24	1.5%
Gilchrist	1,583	<div></div> 0%	5	1,588	43	2.7%
Jefferson	1,451	<div></div> 0%	22	1,473	27	1.9%
Franklin	1,276	<div></div> 0%	33	1,309	17	1.3%
Liberty	1,064	<div></div> 0%	1	1,065	16	1.5%
Glades	943	<div></div> 0%	4	947	19	2.0%
Total	2,167,190		41,394	2,208,584	34,848	1.6%



# COVID-19: characteristics of 2,167,190 Florida resident cases

Data through Apr 24, 2021 verified as of Apr 25, 2021 at 09:25 AM

Data in this report are provisional and subject to change.

The table below includes the cities and counties of residence for cases in Florida residents based on the patient's ZIP Code. Note that city is not always received as part of the initial notification and may be missing while the case is being investigated.

City and county	Cases
Miami, Dade	273,978
Orlando, Orange	98,236
Jacksonville, Duval	89,204
Tampa, Hillsborough	76,807
Hialeah, Dade	66,081
Fort Lauderdale, Broward	48,932
Hollywood, Broward	43,699
West Palm Beach, Palm Beach	33,899
Kissimmee, Osceola	32,776
Tallahassee, Leon	29,305
Homestead, Dade	28,936
Naples, Collier	28,381
Saint Petersburg, Pinellas	27,775
Pensacola, Escambia	26,726
Fort Myers, Lee	25,482
Bradenton, Manatee	23,934
Boca Raton, Palm Beach	23,831
Lakeland, Polk	22,844
Ocala, Marion	22,248
Pompano Beach, Broward	21,704
Gainesville, Alachua	19,228
Sarasota, Sarasota	18,855
Port Saint Lucie, St. Lucie	16,983
Cape Coral, Lee	16,940
Lake Worth, Palm Beach	16,691
Miami Beach, Dade	15,636
Miramar, Broward	14,971
Clearwater, Pinellas	14,915
Coral Springs, Broward	13,657
Boynton Beach, Palm Beach	13,499
Doral, Dade	13,399
Miami Gardens, Dade	12,709
Panama City, Bay	12,121
Saint Augustine, St. Johns	11,755
Melbourne, Brevard	11,322
Winter Haven, Polk	11,112
Lehigh Acres, Lee	10,773
Delray Beach, Palm Beach	10,379
Davie, Broward	10,297
Riverview, Hillsborough	10,199
Vero Beach, Indian River	9,403
Palm Bay, Brevard	9,273
New Port Richey, Pasco	9,188
Sunrise, Broward	9,034
Milton, Santa Rosa	8,628
Saint Cloud, Osceola	8,537
Fort Pierce, St. Lucie	8,360
Coral Gables, Dade	8,297
Largo, Pinellas	8,290
Daytona Beach, Volusia	8,264
Apopka, Orange	8,124
Plantation, Broward	8,109
Spring Hill, Hernando	8,063
North Miami Beach, Dade	7,906
Davenport, Polk	7,814
Clermont, Lake	7,725
Brandon, Hillsborough	7,651
Sanford, Seminole	7,413
Orange Park, Clay	7,390

# COVID-19: characteristics of 2,167,190 Florida resident cases

Data through Apr 24, 2021 verified as of Apr 25, 2021 at 09:25 AM

Data in this report are provisional and subject to change.

The table below includes the cities and counties of residence for cases in Florida residents based on the patient's ZIP Code. Note that city is not always received as part of the initial notification and may be missing while the case is being investigated.

City and county	Cases
Deltona, Volusia	7,287
Lake City, Columbia	7,285
Weston, Broward	7,219
Jupiter, Palm Beach	7,174
Plant City, Hillsborough	7,092
Deerfield Beach, Broward	6,735
Winter Garden, Orange	6,489
Tamarac, Broward	6,205
Port Charlotte, Charlotte	6,039
Palm Coast, Flagler	5,933
Wesley Chapel, Pasco	5,891
Coconut Creek, Broward	5,821
Margate, Broward	5,682
Stuart, Martin	5,626
Land O Lakes, Pasco	5,569
Palm Beach Gardens, Palm Beach	5,553
Fort Walton Beach, Okaloosa	5,542
Deland, Volusia	5,471
Oviedo, Seminole	5,373
Wellington, Palm Beach	5,356
Winter Park, Orange	5,355
Crestview, Okaloosa	5,349
Palm Harbor, Pinellas	5,346
Palmetto, Manatee	5,264
Altamonte Springs, Seminole	4,979
Lutz, Hillsborough	4,962
Port Orange, Volusia	4,892
Opa Locka, Dade	4,763
Valrico, Hillsborough	4,705
Miami Lakes, Dade	4,676
Haines City, Polk	4,675
North Port, Sarasota	4,624
Brooksville, Hernando	4,591
Venice, Sarasota	4,575
Middleburg, Clay	4,533
Pembroke Pines, Broward	4,531
Hallandale, Broward	4,524
Sebring, Highlands	4,465
Punta Gorda, Charlotte	4,435
Leesburg, Lake	4,337
Ocoee, Orange	4,323
The Villages, Sumter	4,232
Seminole, Pinellas	4,167
Zephyrhills, Pasco	4,158
Saint Johns, St. Johns	4,149
Ormond Beach, Volusia	4,142
Arcadia, Desoto	4,124
Live Oak, Suwannee	4,091
Bonita Springs, Lee	4,073
Pinellas Park, Pinellas	3,959
Okeechobee, Okeechobee	3,874
Longwood, Seminole	3,832
North Lauderdale, Broward	3,808
Windermere, Orange	3,781
North Miami, Dade	3,768
Navarre, Santa Rosa	3,729
Ruskin, Hillsborough	3,713
Immokalee, Collier	3,696
Cocoa, Brevard	3,675



# COVID-19: characteristics of 2,167,190 Florida resident cases

Data through Apr 24, 2021 verified as of Apr 25, 2021 at 09:25 AM

Data in this report are provisional and subject to change.

The table below includes the cities and counties of residence for cases in Florida residents based on the patient's ZIP Code. Note that city is not always received as part of the initial notification and may be missing while the case is being investigated.

City and county	Cases
Casselberry, Seminole	3,446
Niceville, Okaloosa	3,343
Gulf Breeze, Santa Rosa	3,336
Port Richey, Pasco	3,290
Titusville, Brevard	3,266
Hudson, Pasco	3,256
Lake Worth Beach, Palm Beach	3,251
Cantonment, Escambia	3,207
Key West, Monroe	3,199
Panama City Beach, Bay	3,166
Dade City, Pasco	3,127
Winter Springs, Seminole	3,102
Jacksonville Beach, Duval	3,100
North Fort Myers, Lee	3,091
Oakland Park, Broward	3,065
Bartow, Polk	3,057
Aventura, Dade	3,042
Crawfordville, Wakulla	3,025
Lake Mary, Seminole	3,010
New Smyrna Beach, Volusia	2,984
Quincy, Gadsden	2,975
Kissimmee, Polk	2,940
Palatka, Putnam	2,929
Auburndale, Polk	2,919
Lake Wales, Polk	2,849
Green Cove Springs, Clay	2,833
Merritt Island, Brevard	2,820
Fernandina Beach, Nassau	2,791
Tarpon Springs, Pinellas	2,770
Cutler Ridge, Dade	2,758
Ponte Vedra Beach, St. Johns	2,731
Parkland, Broward	2,694
Inverness, Citrus	2,586
Perry, Taylor	2,536
Belle Glade, Palm Beach	2,527
Loxahatchee, Palm Beach	2,525
Eustis, Lake	2,521
Cooper City, Broward	2,517
Lynn Haven, Bay	2,512
Wimauma, Hillsborough	2,512
Holiday, Pasco	2,476
Royal Palm Beach, Palm Beach	2,449
Dunedin, Pinellas	2,438
Estero, Lee	2,435
Marianna, Jackson	2,424
Clewiston, Hendry	2,404
Santa Rosa Beach, Walton	2,403
Fleming Island, Clay	2,388
Sarasota, Manatee	2,344
Key Biscayne, Dade	2,339
Parrish, Manatee	2,282
Rockledge, Brevard	2,250
Odessa, Hillsborough	2,231
Riviera Beach, Palm Beach	2,201
Defuniak Springs, Walton	2,151
Seffner, Hillsborough	2,139
Palm City, Martin	2,130
Mount Dora, Lake	2,121
Mulberry, Polk	2,102

# COVID-19: characteristics of 2,167,190 Florida resident cases

Data through Apr 24, 2021 verified as of Apr 25, 2021 at 09:25 AM

Data in this report are provisional and subject to change.

The table below includes the cities and counties of residence for cases in Florida residents based on the patient's ZIP Code. Note that city is not always received as part of the initial notification and may be missing while the case is being investigated.

City and county	Cases
Avon Park, Highlands	2,098
Chipley, Washington	2,089
Labelle, Hendry	2,079
Destin, Okaloosa	2,063
Tavares, Lake	2,009
Starke, Bradford	2,005
Groveland, Lake	1,984
Lithia, Hillsborough	1,955
Pinecrest, Dade	1,919
Orange City, Volusia	1,917
Summerfield, Marion	1,898
Maitland, Orange	1,890
Yulee, Nassau	1,856
Wauchula, Hardee	1,818
Palmetto Bay, Dade	1,778
Sebastian, Indian River	1,754
Dania, Broward	1,694
Macclenny, Baker	1,691
Lady Lake, Lake	1,685
Homosassa, Citrus	1,673
Callahan, Nassau	1,672
Ponte Vedra, St. Johns	1,643
Missing, Dade	1,641
Carol City, Dade	1,624
Edgewater, Volusia	1,614
Crystal River, Citrus	1,608
Mayo, Lafayette	1,582
Coconut Grove, Dade	1,575
Bonifay, Holmes	1,572
Oldsmar, Pinellas	1,567
Gibsonton, Hillsborough	1,564
Lake Placid, Highlands	1,547
Dover, Hillsborough	1,523
Apollo Beach, Hillsborough	1,516
Hobe Sound, Martin	1,513
Florida City, Dade	1,492
Crossings, Dade	1,490
Debary, Volusia	1,480
Pace, Santa Rosa	1,464
Palm Springs, Palm Beach	1,456
Sun City Center, Hillsborough	1,441
Atlantic Beach, Duval	1,409
Dunnellon, Marion	1,404
Lake Butler, Union	1,398
Bellevue, Marion	1,348
Madison, Madison	1,343
Biscayne Park, Dade	1,331
Monticello, Jefferson	1,329
North Palm Beach, Palm Beach	1,326
Lantana, Palm Beach	1,325
Alachua, Alachua	1,312
Indiantown, Martin	1,270
Safety Harbor, Pinellas	1,253
South Miami, Dade	1,246
Graceville, Jackson	1,240
Williston, Levy	1,227
Ellenton, Manatee	1,213
Jensen Beach, Martin	1,192
Lecanto, Citrus	1,183

# COVID-19: characteristics of 2,167,190 Florida resident cases

Data through Apr 24, 2021 verified as of Apr 25, 2021 at 09:25 AM

Data in this report are provisional and subject to change.

The table below includes the cities and counties of residence for cases in Florida residents based on the patient's ZIP Code. Note that city is not always received as part of the initial notification and may be missing while the case is being investigated.

City and county	Cases
Newberry, Alachua	1,177
Lauderhill, Broward	1,176
Century, Escambia	1,175
Satellite Beach, Brevard	1,170
Beverly Hills, Citrus	1,133
Englewood, Charlotte	1,118
Havana, Gadsden	1,117
El Portal, Dade	1,111
Hilliard, Nassau	1,103
Freeport, Walton	1,095
Trenton, Gilchrist	1,086
Wildwood, Sumter	1,072
Wilton Manors, Broward	1,071
Nokomis, Sarasota	1,057
Blountstown, Calhoun	1,048
Jasper, Hamilton	1,039
Key Largo, Monroe	1,032
Bushnell, Sumter	1,014
Frostproof, Polk	1,006
Keystone Heights, Clay	1,002
Wewahitchka, Gulf	993
Hernando, Citrus	991
Medley, Dade	981
Lauderdale Lakes, Broward	981
Polk City, Polk	970
Sanderson, Baker	956
Mary Esther, Okaloosa	952
Dunnellon, Citrus	945
Fellsmere, Indian River	943
Fisher Island, Dade	923
Shalimar, Okaloosa	922
Everglades National Park, Dade	910
Port Saint Joe, Gulf	900
Minneola, Lake	883
Moore Haven, Glades	881
Marco Island, Collier	881
Cocoa Beach, Brevard	869
Spring Hill, Pasco	869
Chiefland, Levy	868
Coleman, Sumter	851
Pahokee, Palm Beach	841
Trinity, Pasco	840
High Springs, Alachua	840
South Bay, Palm Beach	830
Thonotosassa, Hillsborough	828
Sorrento, Lake	827
Bristol, Liberty	823
Fort Meade, Polk	822
Cross City, Dixie	821
Fruitland Park, Lake	820
Englewood, Sarasota	815
Indialantic, Brevard	801
Glen Saint Mary, Baker	795
Marathon, Monroe	776
Southwest Ranches, Broward	775
Crescent City, Putnam	762
Interlachen, Putnam	752
Miramar Beach, Walton	749
Umatilla, Lake	743

# COVID-19: characteristics of 2,167,190 Florida resident cases

Data through Apr 24, 2021 verified as of Apr 25, 2021 at 09:25 AM

Data in this report are provisional and subject to change.

The table below includes the cities and counties of residence for cases in Florida residents based on the patient's ZIP Code. Note that city is not always received as part of the initial notification and may be missing while the case is being investigated.

City and county	Cases
West Melbourne, Brevard	729
Chattahoochee, Gadsden	728
Fort Myers Beach, Lee	728
Lake Alfred, Polk	715
Old Town, Dixie	706
Olympia Heights, Dade	704
Uleta, Dade	701
Bowling Green, Hardee	693
Weeki Wachee, Hernando	689
Jacksonville, St. Johns	688
Lawtey, Bradford	679
Coral, Dade	678
South Daytona, Volusia	668
Silver Springs, Marion	668
Neptune Beach, Duval	663
Fort White, Columbia	663
Surfside, Dade	642
Palm Beach, Palm Beach	637
Belle Isle, Orange	627
Baker, Okaloosa	614
Bronson, Levy	611
Gulfport, Pinellas	608
Clearwater Beach, Pinellas	602
Bunnell, Flagler	594
Mascotte, Lake	583
Rotunda West, Charlotte	567
Sneads, Jackson	563
Jay, Santa Rosa	550
Hawthorne, Alachua	541
Mims, Brevard	540
Myakka City, Manatee	534
Oxford, Sumter	534
Carrabelle, Franklin	525
Cape Canaveral, Brevard	522
Oakland, Orange	520
Tavernier, Monroe	518
Melbourne Beach, Brevard	507
Dundee, Polk	501
Cottondale, Jackson	500
Citra, Marion	500
Sweetwater, Dade	500
Ocklawaha, Marion	500
Alva, Lee	499
Indian Harbour Beach, Brevard	499
Missing, Volusia	494
Molino, Escambia	490
Bal Harbour, Dade	487
Zolfo Springs, Hardee	487
Flagler Beach, Flagler	486
Midway, Gadsden	484
Florida State University, Leon	484
Celebration, Osceola	476
East Palatka, Putnam	469
Youngstown, Bay	468
Webster, Sumter	464
Bell, Gilchrist	456
Altha, Calhoun	448
Branford, Suwannee	437
Apalachicola, Franklin	424

# COVID-19: characteristics of 2,167,190 Florida resident cases

Data through Apr 24, 2021 verified as of Apr 25, 2021 at 09:25 AM

Data in this report are provisional and subject to change.

The table below includes the cities and counties of residence for cases in Florida residents based on the patient's ZIP Code. Note that city is not always received as part of the initial notification and may be missing while the case is being investigated.

City and county	Cases
De Leon Springs, Volusia	423
Haverhill, Palm Beach	418
Archer, Alachua	413
West Miami, Dade	411
Missing, Orange	410
Eagle Lake, Polk	408
Osprey, Sarasota	407
Chuluota, Seminole	401
Floral City, Citrus	401
Centerville, Leon	395
Tequesta, Palm Beach	395
Holly Hill, Volusia	383
Lake Park, Palm Beach	381
Hastings, St. Johns	381
Ave Maria, Collier	380
Raiford, Union	374
Grand Ridge, Jackson	371
Pierson, Volusia	366
Grand Island, Lake	362
Montverde, Lake	350
Indian Rocks Beach, Pinellas	339
Gotha, Orange	336
Malabar, Brevard	334
Greenville, Madison	333
Satsuma, Putnam	331
Alafaya, Orange	329
Vernon, Washington	328
Kenneth City, Pinellas	326
Bryceville, Nassau	324
Jennings, Hamilton	318
Malone, Jackson	318
Elkton, St. Johns	316
Sebastian, Brevard	316
Lake Panasoffkee, Sumter	314
Fort Mccoy, Marion	311
Hallandale Beach, Broward	310
Eastpoint, Franklin	308
Reddick, Marion	307
Melrose, Putnam	306
Laurel Hill, Okaloosa	306
Belleair, Pinellas	298
Westville, Holmes	297
San Antonio, Pasco	295
Valparaiso, Okaloosa	294
Winter Park, Seminole	293
Anthony, Marion	292
Lehigh, Lee	292
Geneva, Seminole	292
Greenacres, Palm Beach	291
Morriston, Levy	289
O Brien, Suwannee	286
Greenwood, Jackson	282
Ponce De Leon, Holmes	275
Fern Park, Seminole	267
South Pasadena, Pinellas	266
Kindred, Osceola	261
Inlet Beach, Walton	259
Eglin Air Force Base, Okaloosa	252
Sanibel, Lee	249

# COVID-19: characteristics of 2,167,190 Florida resident cases

Data through Apr 24, 2021 verified as of Apr 25, 2021 at 09:25 AM

Data in this report are provisional and subject to change.

The table below includes the cities and counties of residence for cases in Florida residents based on the patient's ZIP Code. Note that city is not always received as part of the initial notification and may be missing while the case is being investigated.

City and county	Cases
Weirsdale, Marion	248
Fountain, Bay	245
University Of Central Fl, Orange	245
Edgewood, Orange	244
White Springs, Hamilton	242
Longboat Key, Manatee	242
Islamorada, Monroe	239
Lee, Madison	237
Saint James City, Lee	235
Southport, Bay	234
Gretna, Gadsden	231
Poinciana, Polk	230
Hosford, Liberty	226
Cutler Bay, Dade	224
Wellborn, Suwannee	222
Astatula, Lake	222
Lakewood Ranch, Manatee	221
Madeira Beach, Pinellas	220
Juno Beach, Palm Beach	217
Holt, Okaloosa	217
Mcdavid, Escambia	212
Howey-In-The-Hills, Lake	209
Babson Park, Polk	206
Holmes Beach, Manatee	206
Micanopy, Alachua	205
Bay Harbor Islands, Dade	204
Atlantis, Palm Beach	204
Lake Helen, Volusia	204
Lauderdale By The Sea, Broward	202
Altoona, Lake	202
Zellwood, Orange	194
Sopchoppy, Wakulla	193
Azalea Park, Orange	192
Mcalpin, Suwannee	192
Center Hill, Sumter	192
Osteen, Volusia	191
Alford, Jackson	188
The Villages, Marion	183
The Villages, Lake	183
Viera, Brevard	182
Odessa, Pasco	180
Hypoluxo, Palm Beach	178
Mangonia Park, Palm Beach	172
Golden Beach, Dade	172
Bokeelia, Lee	170
Summerland Key, Monroe	169
Pomona Park, Putnam	169
Ponce Inlet, Volusia	166
University Of Miami, Dade	166
Missing, Lee	165
Oak Hill, Volusia	164
Grant-Valkaria, Brevard	163
Paisley, Lake	161
Lutz, Pasco	161
Caryville, Washington	161
Sumterville, Sumter	158
Rocky Point, Hillsborough	158
Bay Lake, Orange	157
University Of Fl, Alachua	156



# COVID-19: characteristics of 2,167,190 Florida resident cases

Data through Apr 24, 2021 verified as of Apr 25, 2021 at 09:25 AM

Data in this report are provisional and subject to change.

The table below includes the cities and counties of residence for cases in Florida residents based on the patient's ZIP Code. Note that city is not always received as part of the initial notification and may be missing while the case is being investigated.

City and county	Cases
Lockhart, Orange	156
Citrus Springs, Citrus	150
Big Pine Key, Monroe	149
Hiawassee, Orange	147
Hollister, Putnam	147
San Mateo, Putnam	146
Carrollwood, Hillsborough	145
Lady Lake, Sumter	144
Inglis, Levy	144
Christmas, Orange	142
Clair-Mel City, Hillsborough	139
Cloud Lake, Palm Beach	134
West Park, Broward	134
Baldwin, Duval	132
Lake Hamilton, Polk	132
Clarksville, Calhoun	132
Apopka, Seminole	130
Kendall, Dade	130
Missing, St. Johns	129
Hampton, Bradford	128
Buena Ventura Lakes, Osceola	128
Steinhatchee, Taylor	126
Placida, Charlotte	124
Matlacha, Lee	123
Belleair Beach, Pinellas	123
Missing, Pinellas	122
University Of Central Florida, Orange	122
Harmony, Osceola	120
Lighthouse Point, Broward	118
Tierra Verde, Pinellas	118
Seville, Volusia	117
Temple Terrace, Hillsborough	117
Missing, Sumter	116
Dania Beach, Broward	112
Callaway, Bay	112
City Of Sunrise, Broward	112
Barry University, Dade	111
Dinsmore, Duval	111
Cedar Key, Levy	110
Saint Leo, Pasco	110
Astor, Lake	109
Sunny Isles Beach, Dade	108
Bradenton Beach, Manatee	108
Hurlburt Field, Okaloosa	108
Panacea, Wakulla	107
Princeton, Dade	104
Canal Point, Palm Beach	103
Brooker, Bradford	103
Lamont, Jefferson	103
Fruit Cove, St. Johns	101
Barefoot Bay, Brevard	101
Florahome, Putnam	100
Florida Gulf Coast Univ, Lee	99
South Fort Myers, Lee	98
Tyndall Air Force Base, Bay	98
Kathleen, Polk	97
Waldo, Alachua	97
Bascom, Jackson	96
University Of South Florida, Hillsborough	95

# COVID-19: characteristics of 2,167,190 Florida resident cases

Data through Apr 24, 2021 verified as of Apr 25, 2021 at 09:25 AM

Data in this report are provisional and subject to change.

The table below includes the cities and counties of residence for cases in Florida residents based on the patient's ZIP Code. Note that city is not always received as part of the initial notification and may be missing while the case is being investigated.

City and county	Cases
Lorida, Highlands	93
Crystal Beach, Pinellas	92
Maitland, Seminole	91
Pinetta, Madison	90
Ocean Ridge, Palm Beach	90
Missing, Lake	90
Fort Denaud, Hendry	88
F M, Lee	87
Saint Pete Beach, Pinellas	87
Missing, St. Lucie	86
Missing, Marion	84
Yalaha, Lake	81
Boca Grande, Lee	81
Welaka, Putnam	78
Eatonville, Orange	78
Patrick Air Force Base, Brevard	77
Palma Ceia, Hillsborough	76
North Venice, Sarasota	74
Avon Park, Polk	73
Campbellton, Jackson	72
Cudjoe Key, Monroe	71
Ochopee, Collier	70
Air Mail Facility, Dade	69
Anna Maria, Manatee	69
Missing, Duval	69
Reunion, Osceola	66
Greensboro, Gadsden	66
Miami Springs, Dade	65
Missing, Palm Beach	65
Northdale, Hillsborough	65
Destin, Walton	65
Stock Island, Monroe	64
Missing, Pasco	64
Treasure Island, Pinellas	62
Georgetown, Putnam	61
North Redington Beach, Pinellas	61
Felda, Hendry	61
Mexico Beach, Bay	60
Bonita Beach, Lee	59
Micco, Brevard	58
Orlando, Seminole	58
Bellview, Escambia	58
Duette, Manatee	58
Wekiwa Springs, Seminole	58
Okahumpka, Lake	57
Lake Suzy, Desoto	55
Miromar Lakes, Lee	55
Ona, Hardee	55
University Of Tampa, Hillsborough	54
Walnut Hill, Escambia	54
Heathrow, Seminole	54
Missing, Santa Rosa	54
Singer Island, Palm Beach	54
Enterprise, Volusia	53
Orlando, Dade	52
Highland City, Polk	51
Terra Ceia, Manatee	50
Salt Springs, Marion	50
Aloma, Orange	50

# COVID-19: characteristics of 2,167,190 Florida resident cases

Data through Apr 24, 2021 verified as of Apr 25, 2021 at 09:25 AM

Data in this report are provisional and subject to change.

The table below includes the cities and counties of residence for cases in Florida residents based on the patient's ZIP Code. Note that city is not always received as part of the initial notification and may be missing while the case is being investigated.

City and county	Cases
Green Acres, Palm Beach	50
Town N Country, Hillsborough	50
Palm Beach Shores, Palm Beach	50
Intercession City, Osceola	50
Stetson University, Volusia	48
Cinco Bayou, Okaloosa	47
Eaton Park, Polk	46
Miami, Broward	46
Naranja, Dade	46
Bayonet Point, Pasco	46
Miami, Unknown	46
Missing, Broward	46
Waverly, Polk	46
Ebro, Washington	45
Florida International Univ, Dade	45
Florence Villa, Polk	45
Key Colony Beach, Monroe	45
Village Wellington, Palm Beach	45
Kenansville, Osceola	45
Orlando, Osceola	45
Sewalls Point, Martin	44
Manalapan, Palm Beach	43
Missing, Hillsborough	43
Lacoochee, Pasco	43
Gulf Breeze, Escambia	43
Village Of Wellington, Palm Beach	42
Missing, Seminole	42
North Bay Village, Dade	41
Cortez, Manatee	40
Miami Shores, Dade	40
Saint Johns, Duval	40
Lakeshore, Polk	39
Ridge Manor, Pasco	39
Ponte Vedra, Duval	38
Jupiter, Martin	38
Florida A And M University, Leon	38
Pine Hills, Orange	38
Hialeah Gardens, Dade	38
Orlando, Broward	38
Pasadena, Pinellas	38
Univ Of FI Student Dorms, Alachua	37
Orlando, Volusia	37
Eloise, Polk	37
Bay Pines, Pinellas	37
Bayshore Gardens, Manatee	37
Davenport, Osceola	37
Westlake, Palm Beach	37
Lealman, Pinellas	36
Tice, Lee	36
Highland Beach, Palm Beach	36
Lulu, Columbia	36
Bonaventure, Broward	36
Orlando, Polk	35
Homeland, Polk	35
Siesta Key, Sarasota	34
Palm Shores, Brevard	34
Flemington, Marion	34
Hallandle Beach, Broward	34
Bradley, Polk	34

# COVID-19: characteristics of 2,167,190 Florida resident cases

Data through Apr 24, 2021 verified as of Apr 25, 2021 at 09:25 AM

Data in this report are provisional and subject to change.

The table below includes the cities and counties of residence for cases in Florida residents based on the patient's ZIP Code. Note that city is not always received as part of the initial notification and may be missing while the case is being investigated.

City and county	Cases
Sugarloaf Key, Monroe	34
Poinciana, Osceola	34
Venus, Highlands	33
Dowling Park, Suwannee	33
City Of Westlake, Palm Beach	33
Sydney, Hillsborough	32
Wekiva Springs, Seminole	32
Kinard, Calhoun	32
Bagdad, Santa Rosa	32
Alturas, Polk	31
South Palm Beach, Palm Beach	31
Indian Lake Estates, Polk	31
Nocatee, Desoto	30
Saint Marks, Wakulla	30
Homosassa Springs, Citrus	30
Westchase, Hillsborough	30
Mcintosh, Marion	30
Missing, Manatee	29
Chokoloskee, Collier	29
Penney Farms, Clay	29
Bonita Springs, Collier	29
Horseshoe Beach, Dixie	28
Archer, Levy	28
Little Torch Key, Monroe	28
Pembroke Park, Broward	28
Orlando, Hillsborough	28
Balm, Hillsborough	27
New Smyrna, Volusia	27
Pine Castle, Orange	27
Tangerine, Orange	27
Pensacola Beach, Santa Rosa	27
Palmdale, Glades	27
Florida State, Leon	27
Caryville, Holmes	27
Labelle, Glades	26
Long Key, Monroe	26
Redington Shores, Pinellas	26
Missing, Indian River	26
Fort Lauderdale, Dade	26
Missing, Monroe	25
Tioga, Alachua	25
Earleton, Alachua	25
Orange Lake, Marion	25
Hawthorne, Putnam	25
South Miami Heights, Dade	25
Sparr, Marion	25
Yankeetown, Levy	25
Paxton, Walton	24
Missing, Brevard	24
Missing, Citrus	24
Wabasso, Indian River	24
Boca Raton, Broward	24
Santa Fe, Alachua	24
Union Park, Orange	24
Missing, Escambia	24
Goulds, Dade	24
Loughman, Polk	23
Bostwick, Putnam	23
Crystal Springs, Pasco	23

# COVID-19: characteristics of 2,167,190 Florida resident cases

Data through Apr 24, 2021 verified as of Apr 25, 2021 at 09:25 AM

Data in this report are provisional and subject to change.

The table below includes the cities and counties of residence for cases in Florida residents based on the patient's ZIP Code. Note that city is not always received as part of the initial notification and may be missing while the case is being investigated.

City and county	Cases
Citrus Ridge, Indian River	22
Champions Gate, Polk	22
Florida Dept Of Corrections, Union	22
Plymouth, Orange	22
Wausau, Washington	22
Laud-By-The-Sea, Broward	22
Missing, Okaloosa	22
Kissimmee, Orange	22
La Crosse, Alachua	22
Mango, Hillsborough	22
Florida International University, Dade	22
Branford, Lafayette	22
Sun City, Hillsborough	21
Perdido Key, Escambia	21
Buckingham, Lee	21
Fort Ogden, Desoto	21
Bonifay, Washington	21
Everglades City, Collier	21
Candler, Marion	20
Hollywood, Dade	20
Golden Oak, Orange	20
Parker, Bay	20
Ramrod Key, Monroe	20
Trenton, Levy	20
Jensen Beach, St. Lucie	20
Indian River Shores, Indian River	20
Mexico Beach, Gulf	20
Goodland, Collier	20
Babcock Ranch, Lee	19
High Springs, Gilchrist	19
Maxville, Duval	19
Nalcrest, Polk	19
Lowell, Marion	19
Brooksville, Pasco	19
Missing, Collier	19
Lake Buena Vista, Orange	19
Wildlight, Nassau	19
Orlando, Palm Beach	19
Forest City, Orange	18
Johns Pass Village, Pinellas	18
Belleair Bluffs, Pinellas	18
Lake Como, Putnam	18
Florida State Univ Admin, Leon	18
Lakewood Ranch, Sarasota	18
Tallevast, Manatee	18
Gulf Stream, Palm Beach	18
Nichols, Polk	18
Missing, Martin	17
Mount Dora, Orange	17
Webster, Hernando	17
Shady Hills, Pasco	17
Hutchinson Island, St. Lucie	17
Graceville, Holmes	17
West Panama City Beach, Bay	17
Daytona Beach Shores, Volusia	17
Trilby, Pasco	17
Wewahitchka, Calhoun	16
Deer Island, Lake	16
Lake City, Suwannee	16

# COVID-19: characteristics of 2,167,190 Florida resident cases

Data through Apr 24, 2021 verified as of Apr 25, 2021 at 09:25 AM

Data in this report are provisional and subject to change.

The table below includes the cities and counties of residence for cases in Florida residents based on the patient's ZIP Code. Note that city is not always received as part of the initial notification and may be missing while the case is being investigated.

City and county	Cases
Otter Creek, Levy	16
Woodville, Leon	16
Lake Monroe, Seminole	16
Hernando Beach, Hernando	16
Gulf Hammock, Levy	16
Graham, Bradford	16
Braden River, Manatee	16
Suwannee, Dixie	16
Hillsboro Beach, Broward	15
Village Of Palmetto Bay, Dade	15
Missing, Bay	15
White Springs, Columbia	15
Indian Creek Village, Dade	15
Eau Gallie, Brevard	15
Orlando, Lake	15
Saint Lucie West, St. Lucie	15
Orlando, Pinellas	15
Winter Garden, Lake	15
Murdock, Charlotte	14
Miami Gardens, Broward	14
Watersound, Walton	14
Copeland, Collier	14
Los Angeles, Dade	14
Wahneta, Polk	14
Laurel Hill, Walton	14
Virginia Gardens, Dade	14
Mount Plymouth, Lake	13
Elfers, Pasco	13
Dade City, Hernando	13
Roseland, Indian River	13
Gonzalez, Escambia	13
Kingsley Lake, Bradford	13
Babcock Ranch, Charlotte	13
Steinhatchee, Dixie	13
Jacksonville, Unknown	13
Choctaw Beach, Okaloosa	13
Long Boat Key, Manatee	13
Orlando, Brevard	13
Saint George Island, Franklin	13
Unknown, Dade	13
Fort Charlotte, Charlotte	13
Hialeah, Unknown	13
Hialeah, Broward	12
East Lake, Marion	12
Alys Beach, Bay	12
Redington Beach, Pinellas	12
Captiva, Lee	12
Umatilla, Marion	12
Pensacola Beach, Escambia	12
Rosemary Beach, Walton	12
Citrus Hills, Citrus	12
Durant, Hillsborough	12
Leisure City, Dade	12
Holder, Citrus	12
Missing, Putnam	12
Greenville, Taylor	11
Cypress, Jackson	11
Naples, Lee	11
Deerfield Beach, Palm Beach	11



# COVID-19: characteristics of 2,167,190 Florida resident cases

Data through Apr 24, 2021 verified as of Apr 25, 2021 at 09:25 AM

Data in this report are provisional and subject to change.

The table below includes the cities and counties of residence for cases in Florida residents based on the patient's ZIP Code. Note that city is not always received as part of the initial notification and may be missing while the case is being investigated.

City and county	Cases
Sea Ranch Lakes, Broward	11
Goldenrod, Seminole	11
Missing, Taylor	10
Telogia, Liberty	10
Gibsonia, Polk	10
University Park, Manatee	10
Missing, Polk	10
Grandin, Putnam	10
Worthington Springs, Union	10
Rubonia, Manatee	10
Haines Creek, Lake	10
Forest City, Seminole	10
Ozona, Pinellas	10
Missing, Nassau	10
Fanning Springs, Gilchrist	10
Seacrest, Walton	10
Briny Breezes, Palm Beach	10
Basinger, Okeechobee	10
Orlando, Duval	10
Orlando, Leon	10
Perrine, Dade	10
Saint Augustine, Duval	9
West Delray Beach, Palm Beach	9
Grant Valkaria, Brevard	9
Nobleton, Hernando	9
Passport, Unknown	9
Day, Lafayette	9
Ybor City, Hillsborough	9
Lloyd, Jefferson	9
Lamont, Madison	9
Beverly Beach, Flagler	9
Orlando, Unknown	9
Putnam Hall, Putnam	9
Saint Augustine Beach, St. Johns	9
Ferndale, Lake	9
Innovation, Pasco	9
Barberville, Volusia	9
Cottondale, Washington	9
Scottsmoor, Brevard	9
Palma Sola, Manatee	9
Missing, Sarasota	9
Missing, Clay	8
Jerome, Collier	8
Ponce De Leon, Walton	8
Fairfield, Marion	8
Cross Creek, Alachua	8
Indian Shores, Pinellas	8
Fort Walton Beach, Unknown	8
Seybold, Dade	8
Quail Heights, Dade	8
Palm City, St. Lucie	8
White City, Gulf	8
Pine Ridge, Citrus	8
Keystone Heights, Bradford	8
Evinston, Alachua	8
Oneco, Manatee	8
Salem, Taylor	8
Missing, Unknown	8
Orange Springs, Marion	8

# COVID-19: characteristics of 2,167,190 Florida resident cases

Data through Apr 24, 2021 verified as of Apr 25, 2021 at 09:25 AM

Data in this report are provisional and subject to change.

The table below includes the cities and counties of residence for cases in Florida residents based on the patient's ZIP Code. Note that city is not always received as part of the initial notification and may be missing while the case is being investigated.

City and county	Cases
Weirsdale, Lake	7
Inglis, Citrus	7
Fernandina, Nassau	7
Missing, Flagler	7
East Rockland Key, Monroe	7
Anastasia Island, St. Johns	7
Port Saint John, Brevard	7
Orange Park, Duval	7
Orlando, Pasco	7
Longboat Key, Sarasota	7
Switzerland, St. Johns	7
Aripeka, Pasco	7
Maitland, Volusia	7
Orlando, Alachua	7
Niceville, Walton	7
Okeechobee, Glades	7
River Ranch, Polk	7
Valkaria, Brevard	7
Punta Gorda, Lee	6
Holt, Santa Rosa	6
Deland, Lake	6
Sunny Hills, Washington	6
Shady Grove, Taylor	6
Orlando, Flagler	6
Orlando, Marion	6
Oklawaha, Marion	6
Port Salerno, Martin	6
Ridge Manor Estates, Sumter	6
Maitland, Hillsborough	6
Winter Park, Polk	6
Winderemere, Orange	6
Lake Worth, Broward	6
Grove City, Charlotte	6
Eglin, Okaloosa	6
Coco River, Collier	6
Bruce, Holmes	6
Missing, Walton	6
Labelle, Lee	6
Duck Key, Monroe	6
Morriston, Marion	6
Newberry, Gilchrist	6
San Carlos Park, Lee	6
Miccosukee, Leon	6
Glenwood, Volusia	6
Orchid, Indian River	6
Pensacola, Unknown	6
Mayport Naval Station, Duval	6
Lake Butler, Bradford	6
Maitland, Osceola	6
Bradenton, Sarasota	6
Cypress Gardens, Polk	5
Island Grove, Alachua	5
Wakulla Springs, Wakulla	5
Ocoee, Lake	5
Okeechobee, Martin	5
Orlando, Manatee	5
Pompano Beach, Palm Beach	5
Missing, Alachua	5
Alys Beach, Walton	5

# COVID-19: characteristics of 2,167,190 Florida resident cases

Data through Apr 24, 2021 verified as of Apr 25, 2021 at 09:25 AM

Data in this report are provisional and subject to change.

The table below includes the cities and counties of residence for cases in Florida residents based on the patient's ZIP Code. Note that city is not always received as part of the initial notification and may be missing while the case is being investigated.

City and county	Cases
Delray Beach, Broward	5
Point Washington, Walton	5
Seacrest, Bay	5
Williston, Marion	5
Clarcona, Orange	5
Psl, Unknown	5
Okeechobee, Osceola	5
University Of Central Fl, Hillsborough	5
Cape Haze, Charlotte	5
Bayou George, Bay	5
Boynton Beach, Broward	5
Kissimmee, Unknown	5
Miramar, Dade	5
Missing, Osceola	5
Miami Gardens, Unknown	5
Fort Lauderdale, Palm Beach	5
Jacksonville Naval Air Station, Duval	5
Missing, Columbia	5
Missing, Highlands	5
Ebro, Bay	5
Highland Park, Polk	5
Westchester, Dade	5
Mid Florida, Seminole	5
Ocean Breeze, Martin	5
Missing, Leon	5
Milton, Escambia	5
Missing, Hernando	5
Mayport, Duval	5
Inlet Beach, Bay	5
Jacksonville, Clay	5
Greenville, Jefferson	5
Pass, Unknown	5
Stuart, St. Lucie	5
Lake Geneva, Clay	5
Miami, Palm Beach	5
Live Oak, Madison	4
Loxahatchee Groves, Palm Beach	4
Fort Lauderdale, Unknown	4
West Bradenton, Manatee	4
Clermont, Polk	4
Marina Del Rey, Dade	4
Los Angeles, Broward	4
Margate, Unknown	4
Melrose, Bradford	4
Jacksonville, Dade	4
Arcadia, Hillsborough	4
Lake Harbor, Palm Beach	4
Glen Ridge, Palm Beach	4
Coconut Creek, Palm Beach	4
Orem, Palm Beach	4
Branford, Gilchrist	4
Clewiston, Palm Beach	4
Conch Key, Monroe	4
Sharpes, Brevard	4
Lazy Lake, Broward	4
Lamont, Taylor	4
Wacissa, Jefferson	4
Sugarloaf, Monroe	4
Sandestin, Walton	4

# COVID-19: characteristics of 2,167,190 Florida resident cases

Data through Apr 24, 2021 verified as of Apr 25, 2021 at 09:25 AM

Data in this report are provisional and subject to change.

The table below includes the cities and counties of residence for cases in Florida residents based on the patient's ZIP Code. Note that city is not always received as part of the initial notification and may be missing while the case is being investigated.

City and county	Cases
Pompano Beach, Dade	4
El Jobean, Charlotte	4
Bella Collina, Lake	4
Bonnie, Dade	4
Miami Beach, Unknown	4
Marathon Shores, Monroe	4
High Springs, Columbia	4
Hinsdale, Manatee	4
Jonesville, Alachua	4
Plantation Key, Monroe	4
N/A, Unknown	4
International Service Center, Dade	4
Indian Rock Beach, Pinellas	4
Hollywood, Unknown	4
Bowling Green, Polk	4
Crestview, Walton	3
Cross Key, Monroe	3
Fernandina Beach, Duval	3
Cape San Blas, Gulf	3
Apopka, Lake	3
Fpo, Duval	3
Green Cove Springs, Duval	3
Mayport Naval Housing, Duval	3
North Miami Beach, Broward	3
Monticello, Madison	3
Samoset, Manatee	3
San Fernando, Unknown	3
Vernon, Bay	3
Julington Creek, St. Johns	3
Jupiter Island, Martin	3
Kathleen, Pasco	3
Marco Island, Lee	3
Mims, Volusia	3
Miramar, Unknown	3
Missing, Washington	3
Naples, Unknown	3
Alford, Washington	3
Pass-A-Grille, Pinellas	3
Orlando, Escambia	3
Ocean Reef Club, Monroe	3
Vero Beach, St. Lucie	3
Winter Park, Volusia	3
Westville, Walton	3
Pembroke Lakes, Broward	3
Orlo Vista, Orange	3
Milligan, Okaloosa	3
Land O Lakes, Hillsborough	3
Lady Lake, Marion	3
Homeless, Hillsborough	3
Jacksonville , Duval	3
Brooklyn, Broward	3
Ft Pierce, St. Lucie	3
Sorrento, Orange	3
Stuart, Palm Beach	3
North Fort Myers, Charlotte	3
Pompano Beach, Unknown	3
Chicago, Lee	3
Coraopolis, Citrus	3
Champions Gate, Osceola	3

# COVID-19: characteristics of 2,167,190 Florida resident cases

Data through Apr 24, 2021 verified as of Apr 25, 2021 at 09:25 AM

Data in this report are provisional and subject to change.

The table below includes the cities and counties of residence for cases in Florida residents based on the patient's ZIP Code. Note that city is not always received as part of the initial notification and may be missing while the case is being investigated.

City and county	Cases
Bristol, Calhoun	3
Aventura, Broward	3
Jacksonville, Alachua	3
Marina Del Rey, Broward	3
Pp, Dade	3
Woodside, Broward	3
Wimauma, Manatee	3
Brewton, Escambia	3
Apopka, Broward	3
Lanark Village, Franklin	3
Maitland, Polk	3
Inverness, Polk	3
Pass, Dade	3
Vero Beach, Brevard	3
Miami Shores, Broward	3
Pineland, Lee	3
Tampa, Pinellas	3
Tampa Palms, Hillsborough	3
Tarpon Springs, Pasco	3
Winter Garden, Seminole	3
Laurel, Sarasota	3
Ludlam, Dade	3
Clermont, Orange	3
West Palm Beach, Broward	3
Village Of Golf, Palm Beach	3
Wildwood, Marion	3
Saint Petersburg, Hillsborough	3
Saint Augusaintine Beach, St. Johns	3
Port Saint Lucie, Martin	3
Palm Coast, Volusia	3
Missing, Jackson	3
Fort Myers, Unknown	3
Bradington, Manatee	3
Blountstown, Liberty	3
Loxahatchee, Broward	3
Lakeland, Hillsborough	3
Miami, Orange	3
Lynbrook, Broward	3
Lake City, Duval	3
Immokalee, Lee	3
Hallandale Beach, Unknown	3
Hallandale Beach, Dade	2
Lutz, Pinellas	2
Miami, Hillsborough	2
Lawtey, Union	2
Los Angeles, Okaloosa	2
Louisville, Manatee	2
Blountstown, Jackson	2
Alligator Point, Franklin	2
Eatonville, Lake	2
Coconut Creek, Unknown	2
Crawfordville, Leon	2
Mount Pleasant, Gadsden	2
None, Dade	2
Navarre, Okaloosa	2
Opa Locka, Broward	2
Phoenix, Lake	2
Port Charlotte, Unknown	2
Seven Springs, Pasco	2

# COVID-19: characteristics of 2,167,190 Florida resident cases

Data through Apr 24, 2021 verified as of Apr 25, 2021 at 09:25 AM

Data in this report are provisional and subject to change.

The table below includes the cities and counties of residence for cases in Florida residents based on the patient's ZIP Code. Note that city is not always received as part of the initial notification and may be missing while the case is being investigated.

City and county	Cases
Zellwood, Lake	2
West Villages, Sarasota	2
Upper Key Largo, Monroe	2
University Of Central Florida, Brevard	2
Bronx, Seminole	2
Doctors Inlet, Clay	2
Bonifay, Jackson	2
Bonnie, Duval	2
Bonnie, Sarasota	2
Lecanto, Marion	2
Maitland, Leon	2
Lake Helen, Orange	2
Fort Myers, Collier	2
Fort Pierce, Martin	2
Winter Park, Leon	2
St John, Broward	2
Weston, Dade	2
West Palm Beach, Dade	2
Orlando, Santa Rosa	2
Palm Springs North, Dade	2
Redland, Dade	2
Melrose, Alachua	2
Olustee, Baker	2
Orlando, Charlotte	2
University Of Central Florida, Broward	2
Saint Teresa, Wakulla	2
West Point, Lee	2
Orlando, Okaloosa	2
Miamt, Dade	2
Madison, Unknown	2
Maitland, Pasco	2
North Miami, Broward	2
Homeless, Dade	2
Florida Power & Light Co, Dade	2
Amelia City, Nassau	2
Apopka, Unknown	2
Alligator Point, Wakulla	2
Chipley, Jackson	2
Maitland, Lake	2
Moore Haven, Hendry	2
Naples, Broward	2
Jan Phyl Village, Polk	2
Hialeah Lakes, Dade	2
Hialeah, Orange	2
Cassadaga, Volusia	2
Fort Walton Beach, Walton	2
Duke Field Air Force Station, Okaloosa	2
Dunnellon, Levy	2
Yalhala, Lake	2
Sumatra, Liberty	2
University Of Central Florida, Palm Beach	2
University Of Central Florida, Pinellas	2
Pp, Unknown	2
Provo, Broward	2
Portland, Unknown	2
Pensacola, Santa Rosa	2
Melrose, Clay	2
Mesa, Unknown	2
Longview, Dade	2



# COVID-19: characteristics of 2,167,190 Florida resident cases

Data through Apr 24, 2021 verified as of Apr 25, 2021 at 09:25 AM

Data in this report are provisional and subject to change.

The table below includes the cities and counties of residence for cases in Florida residents based on the patient's ZIP Code. Note that city is not always received as part of the initial notification and may be missing while the case is being investigated.

City and county	Cases
Jacksonville Naval Hospital, Duval	2
Hosford, Calhoun	2
000000, Unknown	2
Dfafs, Okaloosa	2
Tampa, Hernando	2
Vero Beach, Unknown	2
Wauchula, Desoto	2
Yeehaw, Okeechobee	2
Noma, Holmes	2
Ormond Beach, Flagler	2
Panama City, Unknown	2
Pembroke Pines, Dade	2
Sebring, Desoto	2
Saint Lucie Village, St. Lucie	2
Fort Lauderdale, Alachua	2
Doral, Unknown	2
Bay Harbor Islands, Unknown	2
Alachua, Duval	2
Cross City, Taylor	2
Carl Fisher, Dade	2
Jupiter, Dade	2
Lakeland, Unknown	2
Micanopy, Marion	2
Port Saint Lucie, Palm Beach	2
Red Bay, Holmes	2
Saint Marys, Nassau	2
West Lafayette, Broward	2
Windermere, Lake	2
Sutton, Pasco	2
Tequesta, Martin	2
Woodstock, Lee	2
Winter Springs, Orange	2
Windermere, Hillsborough	2
Venice, Dade	2
Okeechobee, Highlands	2
Pompano Beach, Osceola	2
Port Charlotte, Lee	2
Port St. Lucie, St. Lucie	2
Sand Lake, Orange	2
Union, Manatee	2
University Of Central Fl, Seminole	2
Swansea, Lee	2
Altamonte Springs, Orange	2
At Large, Broward	2
Boys Ranch, Suwannee	2
Fort Pierce, Brevard	2
Graceville, Unknown	2
Eatonville, Polk	2
New Port Richey, Hillsborough	2
Miami, Martin	2
Jena, Taylor	2
Labelle, Collier	2
Long Beach, Orange	2
Port Canaveral, Brevard	2
Sarasota, Unknown	2
South Miami, Broward	2
Seguin, Unknown	2
Tampa, Broward	2
Tarpon Springs, Hillsborough	2

# COVID-19: characteristics of 2,167,190 Florida resident cases

Data through Apr 24, 2021 verified as of Apr 25, 2021 at 09:25 AM

Data in this report are provisional and subject to change.

The table below includes the cities and counties of residence for cases in Florida residents based on the patient's ZIP Code. Note that city is not always received as part of the initial notification and may be missing while the case is being investigated.

City and county	Cases
Sunrise, Unknown	2
Orlando, St. Lucie	2
Monument, Broward	2
Oakland Park, Unknown	2
Marysville, Dade	2
Lake Clarke Shores, Palm Beach	2
FI State Univ Student, Leon	2
Callahan, Duval	2
Crescent Beach, Sarasota	2
Cibolo, Orange	2
Claysville, Hernando	2
Dade City, Unknown	2
Defuniak Springs, Okaloosa	2
Defuniak Springs, Unknown	1
Dona Vista, Lake	1
Dalecity, Okaloosa	1
Daytona Beach, Orange	1
Deerfield Beach, Polk	1
Clearwater, Leon	1
Crestview, Broward	1
Crystal River, Marion	1
Fayetteville, Broward	1
Fellsmere, Brevard	1
Florida City, Unknown	1
Fort Lauderdale, Collier	1
Fort Myers, Alachua	1
El Dorado, Palm Beach	1
East Setauket, Palm Beach	1
Canton, Duval	1
Charlotte, Alachua	1
Brunswick, Polk	1
Bryceville, Duval	1
Bradentom, Manatee	1
Bradenton, Lee	1
Boca Raton, Dade	1
Boca Raton, Madison	1
Bogota, Unknown	1
Bal Harbour, Broward	1
Atlanta, Walton	1
Attalla, Broward	1
Auburn, Palm Beach	1
Autaugaville, Broward	1
Apopka, Volusia	1
Alachua, Suwannee	1
Alafaya, Broward	1
Alafaya, Pinellas	1
Fleming Island, Duval	1
Glen Cove, Unknown	1
Glen Saint Mary, Duval	1
Golf, Palm Beach	1
Great Neck, Dade	1
Gainesville, Levy	1
Immokalee, Walton	1
Irmo, Unknown	1
Greensboro, Leon	1
Lake Forest, Collier	1
Key West, Palm Beach	1
Kilgore, Dade	1
Jacksonville, Baker	1

# COVID-19: characteristics of 2,167,190 Florida resident cases

Data through Apr 24, 2021 verified as of Apr 25, 2021 at 09:25 AM

Data in this report are provisional and subject to change.

The table below includes the cities and counties of residence for cases in Florida residents based on the patient's ZIP Code. Note that city is not always received as part of the initial notification and may be missing while the case is being investigated.

City and county	Cases
Jacksonville, Marion	1
Jupiter Inlet, Palm Beach	1
Land O Lakes, Unknown	1
Lawton, Okaloosa	1
Levittown, Palm Beach	1
Lima, Manatee	1
Lima, Volusia	1
Macclenny, Dixie	1
Madison, Jefferson	1
Maitland, Collier	1
Merrick, Palm Beach	1
Metter, Manatee	1
Miami, Osceola	1
Miamiardens, Unknown	1
Miamksaohes, Dade	1
Ocala, Duval	1
North Porte, Unknown	1
Notrealville, Polk	1
Okeechobi, Unknown	1
Orem, Dade	1
Orlando, Citrus	1
Orlando, Collier	1
Orlando, Hernando	1
Morrisville, Palm Beach	1
Mokena, Lee	1
Myrtle Beach, Broward	1
Nashville, Palm Beach	1
North Brunswick, St. Lucie	1
North Grafton, Dade	1
North Lauderdale, Unknown	1
Orlando, Walton	1
Oviedo, Lake	1
Orlando, St. Johns	1
Plantation, Leon	1
Pooler, Broward	1
Pensacola, Dade	1
Panomo City, Bay	1
Parrish, Sarasota	1
San Marcos, Unknown	1
Rye, Palm Beach	1
Saint Petersburg, Bay	1
Ridgewood, Lee	1
Roayl Palm Beach, Palm Beach	1
Roseville, Broward	1
Punta Gorda, Sarasota	1
Putnam, Putnam	1
Surprise, Unknown	1
St Cloud, Orange	1
St Helena Is, Dade	1
Syracuse, Unknown	1
Vernon, Walton	1
Waukesha, Volusia	1
Unknown, Manatee	1
Venezuela, Unknown	1
Tinley Park, Manatee	1
Twentynine Palms, Broward	1
Whippany, Volusia	1
Wilmington, Charlotte	1
Windermere, Alachua	1

# COVID-19: characteristics of 2,167,190 Florida resident cases

Data through Apr 24, 2021 verified as of Apr 25, 2021 at 09:25 AM

Data in this report are provisional and subject to change.

The table below includes the cities and counties of residence for cases in Florida residents based on the patient's ZIP Code. Note that city is not always received as part of the initial notification and may be missing while the case is being investigated.

City and county	Cases
Winfield, Hillsborough	1
Winter Garden, Unknown	1
Winter Park, Brevard	1
Winter Park, Unknown	1
Xifamk, Dade	1
Litchfield Park, Monroe	1
Littleton, St. Johns	1
Lake In The Hills, Broward	1
Lake Worth, Unknown	1
Lauderhill, Unknown	1
Indianapolis, Lee	1
Jupiter, Pinellas	1
Kansas City, Palm Beach	1
Gwynn Oak, Polk	1
Milford, Bay	1
Milford, Unknown	1
Melbourne, Volusia	1
Mattoon, Lee	1
Marianna, Leon	1
Marianna, Washington	1
Mary Esther, Hillsborough	1
Los Angeles, Orange	1
Maitland, Palm Beach	1
Longwood, Unknown	1
Newaygo, Charlotte	1
North Port, Charlotte	1
New Canaan, Dade	1
Na, Dade	1
Missing, Franklin	1
Eureka, Flagler	1
Evansville, Citrus	1
Crescent City, Marion	1
Crestview, Unknown	1
Denton, Broward	1
Destin, Bay	1
Clearwater, Hillsborough	1
Coal City, Pasco	1
Commerce Township, Manatee	1
Crawfordville, Alachua	1
Fort Lauderdale, Lee	1
Fort Worth, Broward	1
Franklin, Orange	1
Frostproof, Highlands	1
Gainesville, Palm Beach	1
Gainesville, Santa Rosa	1
Brewster, Palm Beach	1
Brownsville, Escambia	1
Bryant, Palm Beach	1
Bonnie, St. Johns	1
Belleair Bluffs, Unknown	1
Celebration, Orange	1
Chicago, Broward	1
Choctaw Beach, Unknown	1
Austin, Dade	1
Apo, Collier	1
Big Torch Key, Monroe	1
Black, Holmes	1
Boca Raton, Lee	1
Bonifay, Unknown	1

# COVID-19: characteristics of 2,167,190 Florida resident cases

Data through Apr 24, 2021 verified as of Apr 25, 2021 at 09:25 AM

Data in this report are provisional and subject to change.

The table below includes the cities and counties of residence for cases in Florida residents based on the patient's ZIP Code. Note that city is not always received as part of the initial notification and may be missing while the case is being investigated.

City and county	Cases
8852 Teacher Ln, Pasco	1
Addison, Pasco	1
Apopka, Citrus	1
Apopka, Hillsborough	1
Arabi, Orange	1
Tampa, Citrus	1
Tampa, Duval	1
Summerdale, Escambia	1
Sun City Center, Lee	1
Surfside Beach, Orange	1
Tavares, Unknown	1
Temple, Palm Beach	1
Saint Charles, Orange	1
St Peterburg, Orange	1
Stiamk, Dade	1
Scottsdale, Brevard	1
Scottsdale, Palm Beach	1
Roswell, Bay	1
Royal Palm, Palm Beach	1
Ruskin, Dade	1
Ruskin, Manatee	1
Saint Petersburg, Duval	1
Saint Petersburg, Manatee	1
Port Saint Lucie, Marion	1
Port St Luice, Unknown	1
Pembroke Pines, Unknown	1
Pensacola Naval Hospital, Escambia	1
Pittsburgh, Alachua	1
Playa Del Rey, Palm Beach	1
Plymouth, Pasco	1
Okeechobee, Unknown	1
Oviedo, Orange	1
Pace, Escambia	1
Painted Post, Pasco	1
Palatka, Marion	1
Unknown, Duval	1
Upland, Manatee	1
Valrico, Polk	1
West Hollywood, Broward	1
Wakefield, Broward	1
Waverly, Duval	1
Wabasha, Clay	1
Winnetka, Dade	1
Winter Garden, Osceola	1
Winter Haven, Leon	1
Winter Haven, Osceola	1
Winter Park, Duval	1
Winter Park, Palm Beach	1
Winter Springs, Polk	1
Youngstown, Washington	1
Weston, Unknown	1
Wildwood, Lee	1
Willington, Lee	1
West Palm Beach, Unknown	1
Yulee, St. Johns	1
Zephyrhills, Hillsborough	1
Topsham, Manatee	1
Town Of Nocatee, St. Johns	1
Troy, Manatee	1

# COVID-19: characteristics of 2,167,190 Florida resident cases

Data through Apr 24, 2021 verified as of Apr 25, 2021 at 09:25 AM

Data in this report are provisional and subject to change.

The table below includes the cities and counties of residence for cases in Florida residents based on the patient's ZIP Code. Note that city is not always received as part of the initial notification and may be missing while the case is being investigated.

City and county	Cases
Unkn, Duval	1
Sweetwater, Manatee	1
Syracuse, Polk	1
Tallahassee, Dade	1
Tamarac, Dade	1
Tavares, Orange	1
Suitland, Volusia	1
Sunbright, Palm Beach	1
Winter Garden, Duval	1
Woodbine, Nassau	1
West Yarmouth, St. Lucie	1
Waipahu, Santa Rosa	1
Ward, Polk	1
Wellborn, Columbia	1
West Aplm Beach, Palm Beach	1
Venetian Islands, Dade	1
Rileyville, Flagler	1
Saint Joseph, Volusia	1
Russellville, Bay	1
Sagamore Beach, Charlotte	1
Saint Augustine, Broward	1
Saint Cloud, Palm Beach	1
San Antonio, Orange	1
Seminole, Leon	1
Shalimar, Unknown	1
Shirley, Flagler	1
Prattville, Hillsborough	1
Prestonsburg, Bay	1
Quincy, Jackson	1
Rapid City, Broward	1
Petersburg, Manatee	1
Piasa, Putnam	1
Palmetto, Pasco	1
Parma, Manatee	1
Pass-A-Grille Beach, Pinellas	1
Oldsmar, Hillsborough	1
Olean, Alachua	1
Other, Dade	1
Palm Beach Gardens, Unknown	1
Palmetto Bay, Palm Beach	1
Missing, Okeechobee	1
Monroe Township, Palm Beach	1
Monroe, Lee	1
Moore Haven, Okeechobee	1
Morrisville, Unknown	1
Missing, Levy	1
Myakka City, Sarasota	1
North Palm Beach, Orange	1
Northport, Sarasota	1
Oakland, Lee	1
New Middletown, Hillsborough	1
New Port Richey, Pinellas	1
Newberry, Marion	1
Newtown, Lake	1
Milford, Lee	1
Mckinney, Broward	1
Miamc, Dade	1
Matawan, Palm Beach	1
Ldhl, Broward	1



# COVID-19: characteristics of 2,167,190 Florida resident cases

Data through Apr 24, 2021 verified as of Apr 25, 2021 at 09:25 AM

Data in this report are provisional and subject to change.

The table below includes the cities and counties of residence for cases in Florida residents based on the patient's ZIP Code. Note that city is not always received as part of the initial notification and may be missing while the case is being investigated.

City and county	Cases
Longwood, Volusia	1
Lake Butler, Alachua	1
Knoxville, Bay	1
Kingsland, Nassau	1
Las Vegas, Palm Beach	1
Leesburg, Seminole	1
Lincoln, St. Lucie	1
Little Neck, Lee	1
Jupiter, St. Lucie	1
Kenilworth, Leon	1
Key West, Duval	1
Keys West, Unknown	1
Jacksonville, Orange	1
Jefferson, Dade	1
Jonesboro, Leon	1
Intrcsion Cty, Osceola	1
Inverness, Marion	1
Inwood, Broward	1
Irvine, Marion	1
Istachatta, Hernando	1
Homeless, Monroe	1
Homeless, Pinellas	1
Howell, Dade	1
Hudson, Hernando	1
Indian Rocks Beach, Duval	1
Indiantown, Palm Beach	1
Inglewood, Sarasota	1
Hernando, Marion	1
Hialeah, Collier	1
Helen, Bay	1
Hoclywsod, Dade	1
Holiday, Pinellas	1
Carmel, Orange	1
Cedar Springs, Hernando	1
Chicago, Unknown	1
Caracas, Dade	1
Bryceville, Baker	1
Coconut Ck, Unknown	1
Dallas, Hernando	1
Dayton, Lake	1
Daytona Beach, Pinellas	1
Alpharetta, Broward	1
O, Manatee	1
Acworth, Okaloosa	1
Apopka, Clay	1
Asheville, Highlands	1
Astoria, Broward	1
Atmore, Escambia	1
Bartow, Hardee	1
Bel Air, Collier	1
Berryton, Palm Beach	1
Brooklyn, Dade	1
Brooklyn, Lee	1
Bonnie, Broward	1
Boston, Broward	1
Downingtown, Broward	1
Downingtown, Hillsborough	1
Dpo, Santa Rosa	1
Dunedin, Unknown	1

# COVID-19: characteristics of 2,167,190 Florida resident cases

Data through Apr 24, 2021 verified as of Apr 25, 2021 at 09:25 AM

Data in this report are provisional and subject to change.

The table below includes the cities and counties of residence for cases in Florida residents based on the patient's ZIP Code. Note that city is not always received as part of the initial notification and may be missing while the case is being investigated.

City and county	Cases
Dearborn, Broward	1
Deer Park, Dade	1
Deerfield Beach, Unknown	1
Deerfield, Dade	1
Deland, Seminole	1
Deltona, Seminole	1
Erie, Monroe	1
Fisher Island, Unknown	1
East Palatka, Hillsborough	1
Eastpoint, Leon	1
Fort Lauderdale, Leon	1
Fort Myers, Sarasota	1
Fort Pierce, Palm Beach	1
Fort White, Clay	1
Garden City, Alachua	1
Gaylord, Orange	1
Goodrich, Charlotte	1
Gotcha, Orange	1
Greensburg, Palm Beach	1
Hallandale, Unknown	1
Harpers Ferry, Palm Beach	1
Haines City, Osceola	1
Saint Augustine, Flagler	1
Sanford, Orange	1
Saint Petersburg, Charlotte	1
Puerto Rico, Unknown	1
Punta Gorda, Unknown	1
Randolph, Orange	1
Rivera Beach, Palm Beach	1
Powell, Lee	1
Seffenner, Hillsborough	1
Seminole, Lee	1
Summerfield, Unknown	1
Stratford, Broward	1
Sunrtise, Dade	1
Tallahassee, Madison	1
Tallahassee, Pinellas	1
Pembroke Pines, Orange	1
Pensacola, Sumter	1
Perth Amboy, Hillsborough	1
Port Orange, Brevard	1
Paducah, Manatee	1
Orlando, Jackson	1
Orlando, Lee	1
Newberry, Levy	1
Nantucket, Palm Beach	1
New Vernon, Palm Beach	1
North Laud, Unknown	1
Ocala, Citrus	1
Ocoee, Unknown	1
Odessa, Dade	1
Oldsrav, Manatee	1
Windermere, Volusia	1
Wtixrat, Dade	1
Westlake Village, Unknown	1
White Plains, Broward	1
Whites Creek, Leon	1
Watersound, Bay	1
Tampa, Pasco	1

# COVID-19: characteristics of 2,167,190 Florida resident cases

Data through Apr 24, 2021 verified as of Apr 25, 2021 at 09:25 AM

Data in this report are provisional and subject to change.

The table below includes the cities and counties of residence for cases in Florida residents based on the patient's ZIP Code. Note that city is not always received as part of the initial notification and may be missing while the case is being investigated.

City and county	Cases
Trenton, Dixie	1
Unknown, Unknown	1
Toms River, Lee	1
Tourist, Dade	1
University Of Central Florida, Lee	1
Unk, Duval	1
Ventura, Orange	1
Crossings, Unknown	1
Davenport, Lake	1
Davie, Unknown	1
Dayton, Citrus	1
Dayton, Orange	1
Dearborn Heights, Hillsborough	1
Edgewood, Broward	1
Elkton, Putnam	1
Dover, Lee	1
Chesterfield, Broward	1
Carteret, Polk	1
Cincinnati, Dade	1
Connellsville, Highlands	1
Armstrong, St. Johns	1
Atl, Brevard	1
Alva, Escambia	1
Andalusia, Escambia	1
Arcadia, Highlands	1
Baker, Santa Rosa	1
Belleville, Palm Beach	1
Belmont, Santa Rosa	1
Blountstown, Broward	1
Bronson, Alachua	1
Brooker, Alachua	1
Bradenton, Clay	1
Brandon, Pinellas	1
Bonita, Lee	1
Bocaraten, Palm Beach	1
Hudson, Pinellas	1
Indian Rock Beach, Palm Beach	1
Hoosick Falls, Broward	1
Hialeahgardens, Dade	1
Hiram, Leon	1
Interlachen, Duval	1
Jacksonville, Nassau	1
Fort Myers, Broward	1
Gainesville, Okaloosa	1
Floral, Okaloosa	1
Forestville, Volusia	1
Greenbrier, Bay	1
Greenville, Palm Beach	1
Groveland, Orange	1
Longwood, Broward	1
Lucedale, St. Lucie	1
Macclenny, Duval	1
Mantua, Broward	1
Kure Beach, Monroe	1
Lakeland, Palm Beach	1
Kacksonville, Duval	1
Kechi, Orange	1
Mexico, Orange	1
Mayaguez, Dade	1

# COVID-19: characteristics of 2,167,190 Florida resident cases

Data through Apr 24, 2021 verified as of Apr 25, 2021 at 09:25 AM

Data in this report are provisional and subject to change.

The table below includes the cities and counties of residence for cases in Florida residents based on the patient's ZIP Code. Note that city is not always received as part of the initial notification and may be missing while the case is being investigated.

City and county	Cases
Middletown, Osceola	1
Monroe, Hillsborough	1
Missing, Gilchrist	1
Plant City, Hendry	1
Plant City, Pinellas	1
Plantation, Unknown	1
Parlin, Broward	1
Orlando, Highlands	1
Opa Locka, Unknown	1
Orem, Nassau	1
Olando, Orange	1
Ocoee, Polk	1
Newport Beach, Palm Beach	1
North Adams, Manatee	1
North Little Rock, Palm Beach	1
Northville, Broward	1
Ocala, Indian River	1
Ocoee, Broward	1
Pound Ridge, Leon	1
Ponce, Orange	1
Port Charlotte Fl, Unknown	1
Port Saint Lucie, Duval	1
Saint Petersburg, Dade	1
San Juan, Osceola	1
San Pedro Sula, Dade	1
Sandy, Duval	1
Richmond Heights, Dade	1
Ridge Manor, Hernando	1
Riverview, Pinellas	1
Rochester, Lee	1
Rosemary Beach, Bay	1
Saint Cloud, Orange	1
South Otselic, Dade	1
Sevierville, Dade	1
Stockbridge, Leon	1
Sullivans Island, Dade	1
Southampton, Palm Beach	1
Springhill, Unknown	1
Wayne, Dade	1
West Lafayette, Desoto	1
West Simsbury, Collier	1
Tallahassee, Escambia	1
Tampa, Lee	1
Tinley Park, Lee	1
University Of Central Fl, Dade	1
Telluride, Lee	1
Windermere, Polk	1
Winter Park, Lake	1
Winter, Pinellas	1
Downers Grove, St. Lucie	1
Delrey Beach, Palm Beach	1
Export, Palm Beach	1
Fdsf, Unknown	1
Felda, Palm Beach	1
Flagler Beach, Volusia	1
Flora, Lee	1
Fort Myers, Lake	1
Fresno, Pasco	1
Fruitland Park, Sumter	1

# COVID-19: characteristics of 2,167,190 Florida resident cases

Data through Apr 24, 2021 verified as of Apr 25, 2021 at 09:25 AM

Data in this report are provisional and subject to change.

The table below includes the cities and counties of residence for cases in Florida residents based on the patient's ZIP Code. Note that city is not always received as part of the initial notification and may be missing while the case is being investigated.

City and county	Cases
Fwb, Unknown	1
Gainesville, Marion	1
Gastonia, Polk	1
Clearwater, Highlands	1
Clermont, Unknown	1
Columbia, Orange	1
Coral Gables, Unknown	1
Coral Springs, Unknown	1
Crestview, Dade	1
Dade City, Polk	1
Dania, Unknown	1
Darien, Pasco	1
Arcadia, Charlotte	1
Aspen, Palm Beach	1
Atl, Broward	1
Atlanta, Broward	1
Aurburndale, Polk	1
Aventura, Unknown	1
Azalea Park, Sarasota	1
Bartow, Unknown	1
Biscayne Park, Broward	1
Boca Rotan, Unknown	1
Alpharetta, Alachua	1
Apalachicola, Leon	1
Brooksville, Columbia	1
Bryn Mawr, Collier	1
Canfield, Duval	1
Hilliard, Dade	1
Hollywood, Leon	1
Holt, Unknown	1
Homestead, Monroe	1
Homestead, Unknown	1
Humble, Broward	1
Green, Clay	1
Greensburg, Orange	1
Greenville, Monroe	1
Gulf Shores, Escambia	1
Havanna, Gadsden	1
Jacksonville, Flagler	1
Jacksonville, Palm Beach	1
Johns Island, Wakulla	1
Killarney, Orange	1
Knoxville, Duval	1
Lake City, Volusia	1
Los Angeles, Polk	1
Lakeland, Pasco	1
Lakewood, Unknown	1
Naugatuck, Lee	1
New Vernon, Sarasota	1
New York, Broward	1
Myakka, Duval	1
Maitland, Unknown	1
Matlacha Island, Lee	1
Melbourne, Dade	1
Melbourne, Orange	1
Miami Beach, Palm Beach	1
Miami Granders, Dade	1
Missing, Baker	1
Milford, Palm Beach	1

# COVID-19: characteristics of 2,167,190 Florida resident cases

Data through Apr 24, 2021 verified as of Apr 25, 2021 at 09:25 AM

Data in this report are provisional and subject to change.

The table below includes the cities and counties of residence for cases in Florida residents based on the patient's ZIP Code. Note that city is not always received as part of the initial notification and may be missing while the case is being investigated.

City and county	Cases
Milford, Polk	1
Minneapolis, Broward	1
Chipley, Holmes	1
Clarksboro, Lee	1
Colorado Springs, Unknown	1
Conifer, Lee	1
Cutler Bay, Broward	1
El Paso, Unknown	1
Elbow Lake, Palm Beach	1
Dunellen, Dade	1
Daniel Island, Bay	1
Destin, Unknown	1
Diamond, Highlands	1
Doral, Broward	1
Altamonte, Orange	1
Alva, Collier	1
333, Unknown	1
Allentown, Putnam	1
Apple Creek, Citrus	1
Amelia Village, Nassau	1
Barefoot Beach, Lee	1
Battle Creek, Manatee	1
Avon, Manatee	1
Aventura, Osceola	1
Boca Raton,, Palm Beach	1
Bear Grass, Palm Beach	1
Azalea Park, Osceola	1
Bryn Mawr, Palm Beach	1
Burkeville, Brevard	1
Camden Wyoming, Duval	1
Celebration, Palm Beach	1
Chattanooga, Dade	1
Boston, Dade	1
Brewster, Volusia	1
Fort Denaud, Glades	1
Fort Meyers, Lee	1
Fortlauderdale, Unknown	1
Fortwalton Beach, Okaloosa	1
Ft Pierce, Unknown	1
Garland, Orange	1
Fairless Hills, Broward	1
Fl State Lot, Leon	1
Eatonville, Seminole	1
Everett, Dade	1
Hickory, Lee	1
Hilliard, Unknown	1
Hallandate Ben, Unknown	1
Havana, Leon	1
Homer, Escambia	1
Jeffersonville, Broward	1
Knoxville, Escambia	1
Longwood, Orange	1
Lehigh Cares, Lee	1
Live Oak, Columbia	1
Loganville, Orange	1
Lake Mary, Lake	1
Lansdale, Lake	1
Lapeer, Manatee	1
Lauderdale Hill, Unknown	1



# COVID-19: characteristics of 2,167,190 Florida resident cases

Data through Apr 24, 2021 verified as of Apr 25, 2021 at 09:25 AM

Data in this report are provisional and subject to change.

The table below includes the cities and counties of residence for cases in Florida residents based on the patient's ZIP Code. Note that city is not always received as part of the initial notification and may be missing while the case is being investigated.

City and county	Cases
Ocala, Unknown	1
Middleburg, Duval	1
Midland, Osceola	1
Missing, Hamilton	1
Missing, Wakulla	1
Monterey, Broward	1
Mumford, Manatee	1
N/A, Duval	1
Naples, Alachua	1
Miami, Charlotte	1
Miamii, Dade	1
Miami Garden, Unknown	1
Palm City, Unknown	1
Oviedo, Leon	1
Ocean City, Broward	1
Old Town, Gilchrist	1
Opa Locka, Polk	1
Orem, Sarasota	1
Orem, Unknown	1
Ridgewood, Broward	1
Riverview, Manatee	1
Rochester, Broward	1
Roseland, Palm Beach	1
Republic, Monroe	1
Richmond, Palm Beach	1
Pompano Beach, Alachua	1
Porter Ranch, Dade	1
Raiford, Bradford	1
Ponte Vedra Beach, Orange	1
Port Orange , Volusia	1
Port Saint Lucie, Indian River	1
Wilbur By The Sea, Volusia	1
Willowbrook, Lee	1
Wilmington, Pasco	1
Westerville, Hillsborough	1
Wilton Manors, Dade	1
Winston Salem, Unknown	1
Winter Garden, Hillsborough	1
Woodland Hills, Brevard	1
Youngstown, Calhoun	1
Yulee, Duval	1
San Antonio, Dade	1
San Diego, Unknown	1
Sandyport, Dade	1
Sanford, Palm Beach	1
Russellville, Hillsborough	1
Saint Augustine, Okaloosa	1
Steinhatchee, Alachua	1
Tallahassee, Wakulla	1
Tampa, Escambia	1
Tampa, Manatee	1
Tangerine, Lake	1
University Of Central Florida, Hillsborough	1
University Of Central FI, Pasco	1
Village Of Palm Springs, Palm Beach	1
Virginia Beach, Alachua	1
Webster, Pasco	1
Wekiva Springs, Orange	1
Union City, Bradford	1

# COVID-19: characteristics of 2,167,190 Florida resident cases

Data through Apr 24, 2021 verified as of Apr 25, 2021 at 09:25 AM

Data in this report are provisional and subject to change.

The table below includes the cities and counties of residence for cases in Florida residents based on the patient's ZIP Code. Note that city is not always received as part of the initial notification and may be missing while the case is being investigated.

City and county	Cases
Sebastian, Lake	1
Opalocka, Dade	1
Orlando, Union	1
Ovido, Seminole	1
Oxford, Palm Beach	1
North Canton, Palm Beach	1
Oakland, Leon	1
Ocala, Alachua	1
Okeechobee, St. Lucie	1
Miamf, Dade	1
Miami G, Dade	1
Miami, Collier	1
Miami, St. Lucie	1
Marshall, Palm Beach	1
New Richmond, Volusia	1
Rio Dell, Volusia	1
Rochelle, Volusia	1
Port Saint Lucie, Orange	1
Princeton, Alachua	1
Provincetown, Collier	1
Panama City, Walton	1
Perry, Leon	1
Perth Amboy, Monroe	1
Palm Coast, Duval	1
Sarasota, Hillsborough	1
Saint Cloud, Lee	1
Saint Johns, Orange	1
San Antonio, Sarasota	1
San Antonio, Unknown	1
Sanford, Volusia	1
Shannon, Collier	1
Soddy Daisy, Broward	1
Soldotna, Broward	1
South Burlington, Orange	1
Spring Park, Alachua	1
Wheaton, Lee	1
Wilmington, Broward	1
Wesley Chapel, Alachua	1
Umatilla, Alachua	1
University Of Central Florida, Monroe	1
Virginia Beach, Hernando	1
Waco, Broward	1
Washington, Broward	1
Steinhatchee, Madison	1
Tampa, Volusia	1
Tamarac, Seminole	1
Tangerine, Seminole	1
Tewksbury, Orange	1
Toms River, Dade	1
Winter Park, Osceola	1
Wood River, Polk	1
Worcester, Palm Beach	1
Winter Park, Alachua	1
Fort Myers, Dade	1
Grassy Key, Monroe	1
Floral, Escambia	1
Jersey City, Polk	1
Jamaica, Broward	1
Haverford, Hillsborough	1

# COVID-19: characteristics of 2,167,190 Florida resident cases

Data through Apr 24, 2021 verified as of Apr 25, 2021 at 09:25 AM

Data in this report are provisional and subject to change.

The table below includes the cities and counties of residence for cases in Florida residents based on the patient's ZIP Code. Note that city is not always received as part of the initial notification and may be missing while the case is being investigated.

City and county	Cases
Herrin, Orange	1
Jacksonville, Manatee	1
Gainesville, Baker	1
Gilmer, Dade	1
Haledon, Dade	1
Jupiter, Unknown	1
Kingsland, Duval	1
Kissimmee, Brevard	1
Lake In The Hills, Columbia	1
Lake Placid, Alachua	1
Lake Worth Beach, Broward	1
Lander, Citrus	1
Las Vegas, Orange	1
Los Angeles, Palm Beach	1
Marianna, Calhoun	1
Lemoyne, Manatee	1
Lawrence Township, Palm Beach	1
Lyndhurst, Broward	1
Magnolia Square, Osceola	1
Maitland, Alachua	1
Bronx, Broward	1
Carol Stream, Orange	1
Castleberry, Escambia	1
Buffalo, Palm Beach	1
Bryant, Alachua	1
Apo, Pasco	1
Apopka, Flagler	1
99, Unknown	1
Alanson, Bay	1
Aollywoss, Dade	1
Boca Raton, Unknown	1
Bohealia, Lee	1
Blowing Rock, Polk	1
Belleair, Hillsborough	1
Dorchester, Orange	1
Estero, Collier	1
Fanning Springs, Levy	1
Felton, Manatee	1
Deland, Polk	1
Cumberland, Palm Beach	1
Dade City, Hillsborough	1
Dallas, Lee	1
De Leon Springs, Putnam	1
Dearborn, Lee	1
Clear Brook, Lee	1
Charlotte, Pasco	1
Crestview, Holmes	1
College Station, Lake	1
Columbus, Brevard	1
Cookeville, Seminole	1
Venice, Unknown	1
Westbrook, Dade	1
Wichita, Volusia	1
Washington, Unknown	1
Wells, Polk	1
Zolfo Springs, Polk	1
Yukon, Broward	1
Winder Garden, Orange	1
Windermere, Leon	1

# COVID-19: characteristics of 2,167,190 Florida resident cases

Data through Apr 24, 2021 verified as of Apr 25, 2021 at 09:25 AM

Data in this report are provisional and subject to change.

The table below includes the cities and counties of residence for cases in Florida residents based on the patient's ZIP Code. Note that city is not always received as part of the initial notification and may be missing while the case is being investigated.

City and county	Cases
Windermere, Osceola	1
Windermere, Seminole	1
Winter Garden, Broward	1
Winter Garden, Pinellas	1
Winter Park, Broward	1
Shelton, Manatee	1
Sarasota, Flagler	1
Saxis, Lee	1
Schenectady, Polk	1
Sebring, Lee	1
Saint Petersburg, St. Lucie	1
Sandford, Seminole	1
Rye, Duval	1
Saint Cloud, Unknown	1
Saint Johns, Unknown	1
Sun City Center, Hardee	1
Sodus, Charlotte	1
Spring Hill , Hernando	1
Spring Hill, Dade	1
Starke, Clay	1
Stone Mountain, Palm Beach	1
Tulsa, Orange	1
Tiffin, Highlands	1
Tallahassee, Duval	1
Tallahassee, Unknown	1
Tampa, Palm Beach	1
Tavares, Marion	1
Temple Terrace, Pasco	1
Port Everglades, Broward	1
Plantation, Orange	1
Pompano Beach, Martin	1
Peoria, Unknown	1
Potomac, Palm Beach	1
Rex, Duval	1
Orange City, Seminole	1
Orange Park , Duval	1
Orem, Broward	1
Orlando, Columbia	1
Orlando, Indian River	1
Orlando, Sarasota	1
Parker, Dade	1
Parker, Leon	1
Palm Coast, Polk	1
Oviedo, Brevard	1
Pacifica, Dade	1
New Orleans, Palm Beach	1
Newark, Broward	1
Newburgh, Bay	1
Old Town, Alachua	1
Omaha, Palm Beach	1
Ona, Manatee	1
Oooooo, Unknown	1
Ocoee, Osceola	1
Okeechobee, Broward	1
North Pole, Seminole	1
North Port, Lee	1
Navarre, Dade	1
Middlesburg, Duval	1
Davenport, Orange	1

# COVID-19: characteristics of 2,167,190 Florida resident cases

Data through Apr 24, 2021 verified as of Apr 25, 2021 at 09:25 AM

Data in this report are provisional and subject to change.

The table below includes the cities and counties of residence for cases in Florida residents based on the patient's ZIP Code. Note that city is not always received as part of the initial notification and may be missing while the case is being investigated.

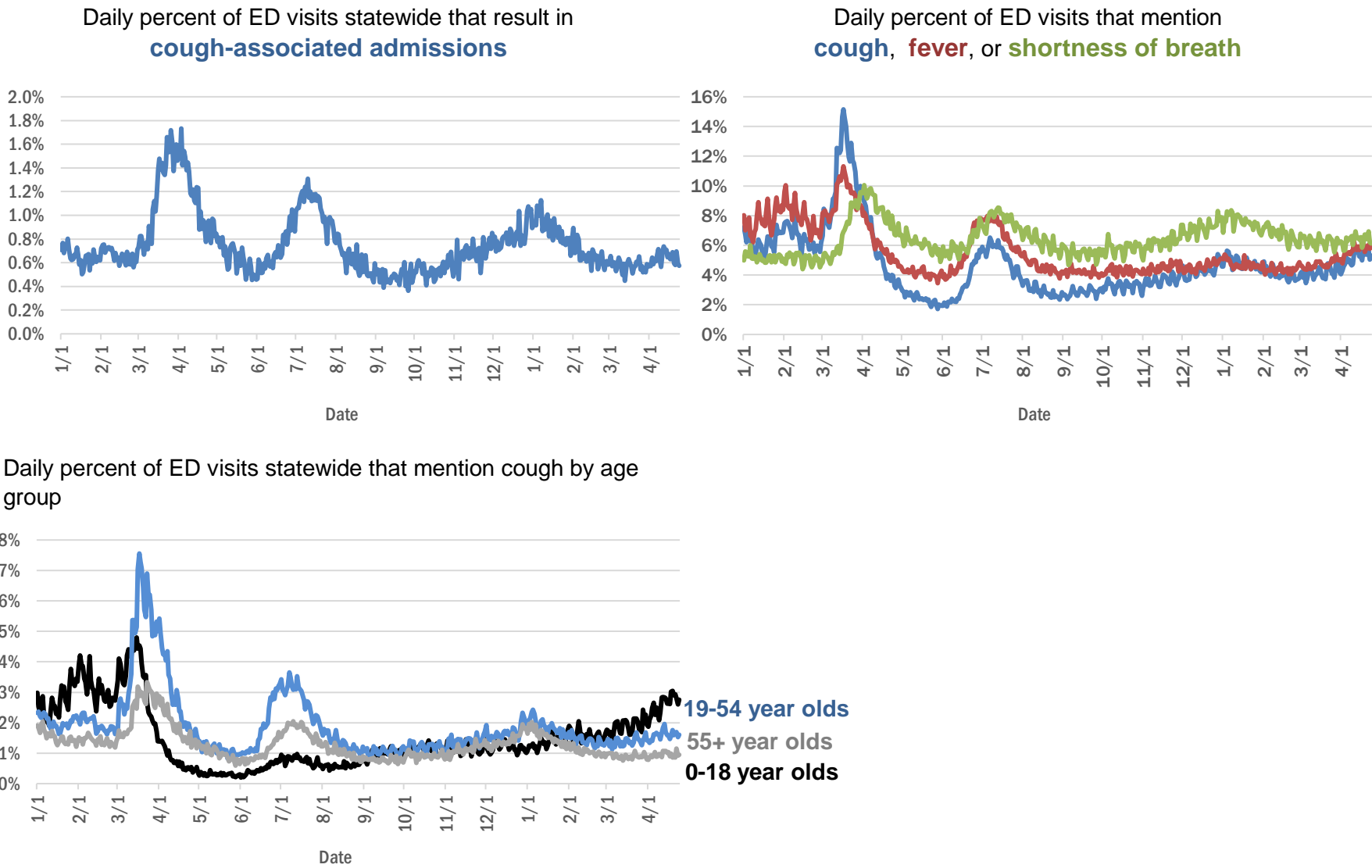
City and county	Cases
Daytona Beach, Unknown	1
Deland, St. Lucie	1
Deltona, Orange	1
Columbus, Dade	1
Conway, Leon	1
Coventry, Broward	1
Cuttler Bay, Dade	1
Cypress, Leon	1
East Hampton, Palm Beach	1
Fort Myers-, Lee	1
Fort Pierce, Unknown	1
Fort Myers, Manatee	1
Foley, Escambia	1
Altoona, Marion	1
Anaheim, Unknown	1
Argyle, Walton	1
Athens, Duval	1
Bal Harbor, Dade	1
Bogota, Orange	1
Bradenton, Dade	1
Bradenton, Osceola	1
Bridgeport, Dade	1
Bronx, Palm Beach	1
Cambridge, Broward	1
Clermont, Seminole	1
Clermont, Volusia	1
Clewiston, Glades	1
Cartersville, Unknown	1
Coconut Creek, Dade	1
Littleton, Dade	1
Los Angeles Ca, Unknown	1
Los Angeles, Hardee	1
Leesburg, Marion	1
Lehigh Acres, Dade	1
Lewisburg, Pasco	1
Largo, Unknown	1
Miami, Manatee	1
Miami Beach, Broward	1
Macdill Air Force Base, Hillsborough	1
Manchester, Okaloosa	1
Margate, Dade	1
Marshall, Dade	1
Mary Esther, Unknown	1
Medford, Palm Beach	1
Gainesville, Duval	1
Granada Hills, Broward	1
Guilford, Dade	1
Hailandale, Unknown	1
Harrison, Pinellas	1
Holly Ridge, Orange	1
Homeless, Polk	1
Homosassa, Hernando	1
Homossassa, Citrus	1
Jerusalem, St. Johns	1
Lake City, Hamilton	1
La Grange, Dade	1
Total	2,167,190

# COVID-19: additional surveillance information

Data through Apr 24, 2021 verified as of Apr 25, 2021 at 09:25 AM

Data in this report are provisional and subject to change.

## Statewide emergency department (ED) chief complaint and admission data



The Electronic Surveillance System for the Early Notification of Community-Based Epidemics (ESSENCE-FL) includes chief complaint data from 211 of 211 Florida EDs. Data are transmitted electronically to ESSENCE-FL daily or hourly.



# COVID-19: testing by laboratory

Data through Apr 24, 2021 verified as of Apr 25, 2021 at 09:25 AM

Data in this report are provisional and subject to change.

The numbers in the table below represent the number of Florida and non-Florida residents for whom test results were received by the Department of Health. A person can be tested by more than one laboratory and can have both positive and negative results. **Therefore, the sum of the numbers in each column will be larger than the total number of people tested.**

Reporting lab	Inconclusive	Negative	Positive	Percent positive	Total
CURATIVE LABS	16,093	1,753,835	274,805	13%	2,044,733
LABORATORY CORPORATION OF AMERICA	2,642	1,690,025	229,956	12%	1,922,623
QUEST DIAGNOSTICS	12,231	1,418,595	208,598	13%	1,639,424
BIO REFERENCE LABORATORIES, INC	7,569	973,874	188,216	16%	1,169,659
HELIX	10,189	737,596	129,717	15%	877,502
REALTOX LABS LLC	6,908	623,438	102,609	14%	732,955
NOMI_HEALTH	3,407	561,719	78,025	12%	643,151
RCA LABORATORY SERVICES, LLC/GENETWORX		482,553	53,945	10%	536,498
GENETWORX	661	390,598	32,996	8%	424,255
PALM BEACH BALLPARK		365,845	41,659	10%	407,504
CDR MAGUIRE - HEALTH CARE CENTER		338,621	51,562	13%	390,183
PWNHEALTH	2,083	302,019	42,030	12%	346,132
IMPACT HEALTH BIOMETRIC TESTING, INC	1,047	233,533	28,250	11%	262,830
EAST FLORIDA STATE COLLEGE - BREVARD		212,886	26,986	11%	239,872
BPHL-JACKSONVILLE	18	202,004	34,713	15%	236,735
ADVENTHEALTH LAB	99	186,311	23,962	11%	210,372
FULGENT DIAGNOSTICS LABORATORY	4,074	180,474	20,720	10%	205,268
BPHL-MIAMI	225	165,183	27,714	14%	193,122
NOMI HEALTH LAB SERVICES		172,679	19,998	10%	192,677
MAKO GENOMICS	8,254	146,779	27,087	15%	182,120
CB SMITH PARK		150,114	18,792	11%	168,906
MAYO CLINIC LABORATORIES	342	144,659	17,863	11%	162,864
BAYCARE LABORATORIES LLC	661	147,158	12,443	8%	160,262
AEGIS SCIENCES CORPORATION	1,319	131,381	21,320	14%	154,020
ELABNETWORK	1,059	139,449	11,981	8%	152,489
MEMORIAL REGIONAL HOSPITAL SOUTH	31	125,414	25,307	17%	150,752
ORLANDO HEALTH SYSTEM	687	132,014	13,393	9%	146,094
ASCENSION SACRED HEART HOSPITAL - PENSACOLA	2	118,571	18,126	13%	136,699
BIOCOLLECTIONS WORLDWIDE, INC	763	116,499	13,841	11%	131,103
NORTHWEST LABORATORY	247	121,119	6,478	5%	127,844
AKESOGEN		102,248	19,850	16%	122,098
TESTING MATTERS INC	1,218	101,095	18,789	16%	121,102
ADVENT HEALTH LAB	112	101,258	13,955	12%	115,325
MEDICAL DIAGNOSTIC LABORATORIES	977	98,611	14,221	12%	113,809
BPHL-TAMPA (SPECTRUM BLVD)	46	95,185	17,655	16%	112,886
UF HEALTH MEDICAL LAB	33	102,425	9,697	9%	112,155
TAMPA GENERAL HOSPITAL	4	100,593	9,640	9%	110,237
DIATHERIX LABORATORIES (VRL EUROFINs)	1	89,243	13,213	13%	102,457
BAPTIST HEALTH SOUTH FLORIDA	393	87,653	13,131	13%	101,177
KORVALABS, INC	1,285	92,201	4,720	5%	98,206
SUNPATH MEDICAL DIAGNOSTICS LABORATORY	842	80,136	12,355	13%	93,333
ASCENSION ST VINCENT'S - RIVERSIDE	2	75,740	10,489	12%	86,231
LAKELAND REGIONAL MEDICAL CENTER	260	73,607	9,518	11%	83,385
SOUTH MIAMI HOSPITAL LAB	468	72,458	10,151	12%	83,077
JACKSON MEMORIAL HOSPITAL CLINICAL LAB	79	69,411	12,135	15%	81,625
INGENIOUS PERSONALIZED MEDICINE	242	61,208	12,382	17%	73,832
UF HEALTH SHANDS HOSPITAL	528	66,727	4,772	7%	72,027

# COVID-19: testing by laboratory

Data through Apr 24, 2021 verified as of Apr 25, 2021 at 09:25 AM

Data in this report are provisional and subject to change.

The numbers in the table below represent the number of Florida and non-Florida residents for whom test results were received by the Department of Health. A person can be tested by more than one laboratory and can have both positive and negative results. **Therefore, the sum of the numbers in each column will be larger than the total number of people tested.**

Reporting lab	Inconclusive	Negative	Positive	Percent positive	Total
AMERICAN HEALTH ASSOCIATES	9	64,159	5,338	8%	69,506
MINUTECLINIC LLC		59,188	10,086	15%	69,274
APPLIED INGENUITY DIAGNOSTICS LLC		61,821	3,146	5%	64,967
AIT LABORATORIES		55,345	6,818	11%	62,163
BAPTIST HEALTH - JACKSONVILLE	4	54,701	4,160	7%	58,865
GENESIS REFERENCE LABORATORIES		52,104	5,465	9%	57,569
ADVENTIST HEALTH SYSTEMS SUNBELT INC DBA		48,825	6,306	11%	55,131
SARASOTA MEMORIAL HOSPITAL MAIN LAB	12	49,069	4,120	8%	53,201
ARUP LABORATORIES	16	50,109	2,927	6%	53,052
TALLAHASSEE MEMORIAL HOSPITAL	241	47,061	5,609	11%	52,911
BROWARD GENERAL MEDICAL CENTER-CLINICAL LAB	2	46,346	5,080	10%	51,428
NICKLAUS CHILDREN'S HOSPITAL	74	45,183	5,727	11%	50,984
FLORIDA HOSPITAL - TAMPA	37	45,189	3,590	7%	48,816
AMELIA EARHART		40,422	6,669	14%	47,091
DWIC OF TAMPA BAY INC		41,150	5,543	12%	46,693
VIRACOR EUROFINS		35,984	9,846	21%	45,830
MEDFAST URGENT CARE CENTERS, LLC	20	39,232	6,020	13%	45,272
MILLENNIUM PHYSICIAN GROUP	17	37,266	7,314	16%	44,597
UNIVERSITY OF MIAMI HOSPITAL	153	39,547	3,943	9%	43,643
LEE HEALTH - CAPE CORAL HOSPITAL	3	37,354	5,977	14%	43,334
UF HEALTH JACKSONVILLE	60	37,716	4,251	10%	42,027
INTEGRATED REGIONAL LABORATORIES LLP	14	36,471	5,134	12%	41,619
ECCO LAB GROUP CO	541	35,076	4,758	12%	40,375
ORANGE COUNTY CONVENTION CENTER		33,330	3,718	10%	37,048
MOUNT SINAI MEDICAL CENTER	13	33,405	3,544	10%	36,962
NORTH FLORIDA REGIONAL MEDICAL CENTER		33,034	3,669	10%	36,703
WALGREENS	38	30,195	5,576	16%	35,809
MIAMI DADE COUNTY		32,091	3,527	10%	35,618
BRANDON REGIONAL HOSPITAL		31,434	4,073	11%	35,507
ST JOSEPHS HOSPITAL LABORATORY	23	31,526	3,926	11%	35,475
NIGHT LITE PEDIATRIC CENTER LLC		31,836	3,352	10%	35,188
STS LAB 2 LLC	6	32,535	1,780	5%	34,321
GENESIS MEDICAL LABORATORY	465	28,585	5,052	15%	34,102
JUPITER MEDICAL CENTER LAB	87	30,435	2,945	9%	33,467
JFK MEDICAL CENTER LAB	1	28,351	3,567	11%	31,919
PALMETTO GENERAL HOSPITAL LAB	3	26,321	5,050	16%	31,374
HOLY CROSS HOSPITAL CLINICAL LAB	1	28,499	2,676	9%	31,176
WATSON CLINIC LLP		24,846	5,801	19%	30,647
AVENTUS BIO LABS	16	25,877	3,591	12%	29,484
MIAMI BEACH CONVENTION CENTER		26,105	2,110	7%	28,215
MALABAR MEDICAL WALK IN CLINIC	1	23,039	4,505	16%	27,545
INFINITY BIOLOGIX LLC (GINKO BIOWORKS)	112	26,165	1,227	4%	27,504
HEALTHLINK DIAGNOSTIC LABORATORIES	296	24,605	2,455	9%	27,356
CLEVELAND CLINIC TRADITION HOSPITAL		24,729	1,969	7%	26,698

# COVID-19: testing by laboratory

Data through Apr 24, 2021 verified as of Apr 25, 2021 at 09:25 AM

Data in this report are provisional and subject to change.

The numbers in the table below represent the number of Florida and non-Florida residents for whom test results were received by the Department of Health. A person can be tested by more than one laboratory and can have both positive and negative results. **Therefore, the sum of the numbers in each column will be larger than the total number of people tested.**

Reporting lab	Inconclusive	Negative	Positive	Percent positive	Total
CLEVELAND CLINIC HOSPITAL LAB	4	23,590	2,594	10%	26,188
ACCESS DX LABORATORY	229	23,454	2,138	8%	25,821
MORTON PLANT HOSPITAL-ADLER INSTITUTE	26	22,662	2,792	11%	25,480
SAINT MARY'S MEDICAL CENTER	27	21,868	2,432	10%	24,327
LAB DIAGNOSTICS LLC	397	18,432	5,371	22%	24,200
DRS CLACK SPENCER WHITE & MCCORMACK PA D/B/A		21,874	2,148	9%	24,022
UNITED CLINICAL LABORATORY LLC	3	21,005	2,736	12%	23,744
PANCARE OF FLORIDA INC		21,027	2,540	11%	23,567
BAYFRONT HEALTH - ST PETERSBURG	17	20,194	2,640	12%	22,851
STATLAB_MOBILE	1	20,513	2,061	9%	22,575
NAPLES COMMUNITY HOSPITAL	74	19,951	2,065	9%	22,090
PATIENTS FIRST LAKE ELLA MEDICAL CENTER PA		18,336	3,308	15%	21,644
ADVENT HEALTH - DAYTONA BEACH	32	18,890	1,758	9%	20,680
LEESBURG REGIONAL MEDICAL CENTER		18,067	2,465	12%	20,532
EXACT SCIENCES LABORATORIES	1	18,177	2,308	11%	20,486
HOMESTEAD HOSPITAL CLINICAL LABORATORY	27	16,831	3,544	17%	20,402
CLARITY LAB SOLUTIONS	110	18,164	2,126	10%	20,400
OSCEOLA REGIONAL MEDICAL CENTER	1	17,889	2,475	12%	20,365
LAWNWOOD REGIONAL MEDICAL CENTER	1	17,673	2,413	12%	20,087
SYNERGY DIAGNOSTIC LABORATORY	98	17,499	2,411	12%	20,008
NORTHWEST MEDICAL CENTER	1	17,328	2,382	12%	19,711
MEMORIAL HOSPITAL JACKSONVILLE	8	16,761	2,874	15%	19,643
VISTA CLINICAL DIAGNOSTICS	491	16,537	2,081	11%	19,109
ORANGE PARK MEDICAL CENTER	9	16,030	2,819	15%	18,858
BETHESDA HOSPITAL EAST		17,009	1,652	9%	18,661
INDIAN RIVER PATHOLOGY LLC		17,143	1,324	7%	18,467
OAK HILL HOSPITAL		16,398	1,985	11%	18,383
DELRAY MEDICAL CENTER LAB	3	16,449	1,790	10%	18,242
MEMORIAL REGIONAL HOSPITAL CLINICAL LABORATORY	10	16,653	1,094	6%	17,757
WEST KENDALL BAPTIST HOSPITAL	14	14,296	3,220	18%	17,530
HEALTH CENTER AT SINAI RESIDENCES		16,926	506	3%	17,432
ADVENTHEALTH CENTRA CARE LAKE BUENA VISTA		15,316	2,097	12%	17,413
LABS ASAP LLC		15,826	1,578	9%	17,404
BAPTIST HEALTH - SOUTH		16,036	1,307	8%	17,343
BIOCERNA LABS	461	14,582	2,112	12%	17,155
ACCESS MEDICAL LABORATORIES	4	8,756	8,334	49%	17,094
NEMOURS CHILDRENS HOSPITAL	1	15,900	997	6%	16,898
LARGO MEDICAL CENTER		15,031	1,792	11%	16,823
MEDRITE MEDICAL CARE, PC	6,840	9,090	887	5%	16,817
WINTER HAVEN HOSPITAL CLINICAL LABORATORY	4	14,246	2,519	15%	16,769
THE HEALTHCARE DISTRICT OF PALM BEACH COUNTY	51	14,633	2,063	12%	16,747
MOLECULAR INFECTIOUS DISEASES	643	15,210	715	4%	16,568
FULGENT DIAGNOSTICS	171	15,266	999	6%	16,436
MEDICAL CENTER OF TRINITY CLINICAL LABORATORY	2	14,628	1,661	10%	16,291
WELLINGTON REGIONAL MED CTR LAB	6	14,468	1,798	11%	16,272

# COVID-19: testing by laboratory

Data through Apr 24, 2021 verified as of Apr 25, 2021 at 09:25 AM

Data in this report are provisional and subject to change.

The numbers in the table below represent the number of Florida and non-Florida residents for whom test results were received by the Department of Health. A person can be tested by more than one laboratory and can have both positive and negative results. **Therefore, the sum of the numbers in each column will be larger than the total number of people tested.**

Reporting lab	Inconclusive	Negative	Positive	Percent positive	Total
PALMS WEST HOSPITAL LAB	2	14,007	2,121	13%	16,130
UHEALTH CORAL GABLES/LENNAR MED CTR	54	14,912	1,089	7%	16,055
BAPTIST HEALTHCARE - BAPTIST HOSPITAL	6	12,742	3,292	21%	16,040
LEE HEALTH - LEE MEMORIAL HOSPITAL		12,144	3,740	24%	15,884
PRIVA PATH LABS	82	14,782	1,011	6%	15,875
NATIONWIDE LABORATORY SERVICES INC	546	13,377	1,820	12%	15,743
WEST FLORIDA HOSPITAL LAB	1	12,394	3,134	20%	15,529
MERCY HOSPITAL A CAMPUS OF PLANTATION GEN HOSP LAB	1	13,071	2,289	15%	15,361
WESTSIDE REGIONAL MED CTR	2	13,092	2,221	15%	15,315
GOOD SAMARITAN MEDICAL CENTER LAB	2	13,360	1,903	12%	15,265
REGIONAL MEDCIAL CENTER BAYONET POINT	2	13,838	1,204	8%	15,044
CARDIOPATH	84	12,980	1,907	13%	14,971
THE VILLAGES REGIONAL HOSPITAL		13,344	1,427	10%	14,771
NONA SCIENTIFIC	5	11,536	3,169	22%	14,710
INDIAN RIVER MEDICAL CENTER LAB		13,669	852	6%	14,521
GULF COAST MEDICAL CENTER MICROLAB		11,455	3,037	21%	14,492
AVENTURA HOSPITAL LAB		11,609	2,626	18%	14,235
CORAL GABLES HOSPITAL CLINICAL LABORATORY		12,053	2,085	15%	14,138
BAPTIST HEALTH SOUTH FLORIDA - WEST KENDALL URGENT CARE		11,615	2,274	16%	13,889
CAPITAL REGIONAL MEDICAL CTR		11,284	2,484	18%	13,768
PRECISION HEALTH RESOURCES LLC		12,848	895	7%	13,743
BLAKE MEDICAL CENTER		12,096	1,609	12%	13,705
WEST BOCA MEDICAL CENTER LAB		12,714	990	7%	13,704
HALIFAX MEDICAL CENTER LAB	39	11,556	2,011	15%	13,606
MANATEE MEMORIAL HOSPITAL		12,291	1,109	8%	13,400
LEE HEALTH - HEALTH PARK MEDICAL CENTER		11,274	2,078	16%	13,352
ST ANTHONY'S HOSPITAL LAB	30	11,541	1,630	12%	13,201
PALM BEACH GARDENS MEDICAL CTR LAB		11,831	1,269	10%	13,100
PHYSICIANS REGIONAL MEDICAL CENTER - PINE RIDGE RD	1	11,402	1,255	10%	12,658
PLANTATION GENERAL HOSPITAL		10,687	1,924	15%	12,611
FLORIDA LABORATORY ANALYSIS		11,038	1,538	12%	12,576
GENOVA DIAGNOSTICS LABORATORY	70	11,371	1,125	9%	12,566
ST JOSEPHS HOSPITAL	18	10,726	1,812	14%	12,556
LAKE CITY MEDICAL CENTER		10,216	2,319	19%	12,535
CernerELR_Advent		10,975	1,519	12%	12,494
FLORIDA HOSPITAL HEARTLAND MED CTR CLINICAL LAB	33	10,896	1,534	12%	12,463
LEE DAVIS COMMUNITY RESOURCE CENTER		10,621	1,841	15%	12,462
PATHNOSTICS	45	9,943	2,456	20%	12,444
LARKIN COMMUNITY HOSPITAL	10	10,726	1,566	13%	12,302
LAKE CITY HM		11,147	988	8%	12,135
BINAXNOW	9	9,184	2,910	24%	12,103
FLORIDA MEDICAL CENTER - A CAMPUS OF NORTH SHORE	2	10,610	1,452	12%	12,064
PWN HEALTH	17	9,955	2,080	17%	12,052
ADVENTHEALTH CENTRA CARE WATERFORD LAKES		10,034	1,971	16%	12,005
FAU		10,984	1,002	8%	11,986
FLORIDA HOSPITAL WATERMAN LABORATORY	70	10,997	863	7%	11,930
CENTRAL FLORIDA REGIONAL HOSPITAL		10,612	1,250	11%	11,862



# COVID-19: testing by laboratory

Data through Apr 24, 2021 verified as of Apr 25, 2021 at 09:25 AM

Data in this report are provisional and subject to change.

The numbers in the table below represent the number of Florida and non-Florida residents for whom test results were received by the Department of Health. A person can be tested by more than one laboratory and can have both positive and negative results. **Therefore, the sum of the numbers in each column will be larger than the total number of people tested.**

Reporting lab	Inconclusive	Negative	Positive	Percent positive	Total
COAST DIAGNOSTICS LLC	49	10,542	1,267	11%	<b>11,858</b>
EXPRESS GENE MOLECULAR DIAGNOSTICS LABORATORY	1	10,240	1,550	13%	<b>11,791</b>
VIKOR SCIENTIFIC	49	9,843	1,867	16%	<b>11,759</b>
ST MARKS HOSPITAL LABORATORY B	78	10,627	1,002	9%	<b>11,707</b>
ADVENT HEALTH - WESLEY CHAPEL	14	10,560	1,104	9%	<b>11,678</b>
DOCTORS HOSPITAL	7	9,797	1,820	16%	<b>11,624</b>
NORTHSIDE HOSPITAL AND HEART INSTITUTE		10,467	1,137	10%	<b>11,604</b>
MEASE COUNTRYSIDE LAB	14	10,266	1,301	11%	<b>11,581</b>
JOHNS HOPKINS ALL CHILDREN'S HOSPITAL		10,779	714	6%	<b>11,493</b>
CORAL SPRINGS MED CTR		10,265	1,116	10%	<b>11,381</b>
SARKIS CLINICAL TRIALS	25	9,924	1,359	12%	<b>11,308</b>
AMERICAN FAMILY CARE	1	6,739	4,533	40%	<b>11,273</b>
FLORIDA HOSPITAL DELAND	10	9,922	1,338	12%	<b>11,270</b>
HEALTHQUEST ESOTERICS		9,650	1,618	14%	<b>11,268</b>
BAPTIST HEALTH SOUTH FLORIDA - COUNTRY WALK URGENT CARE		9,227	1,951	17%	<b>11,178</b>
LEON MEDICAL CENTERS LLC		8,850	2,218	20%	<b>11,068</b>
ADVENTHEALTH CENTRA CARE ST CLOUD	1	9,464	1,569	14%	<b>11,034</b>
WEST PALM HOSPITAL LAB		10,049	830	8%	<b>10,879</b>
NCF DIAGNOSTICS & DNA TECHNOLOGIES LAB	167	10,161	548	5%	<b>10,876</b>
SYNERGY LABORATORIES	34	9,460	1,196	11%	<b>10,690</b>
GENE BY GENE, GENOMICS RESEARCH CENTER LAB	44	9,943	670	6%	<b>10,657</b>
LARKIN COMMUNITY HOSPITAL INC DBA CARDIOTROPIC		6,819	3,620	35%	<b>10,439</b>
H LEE MOFFITT CANCER CENTER LABORATORY	4	10,151	271	3%	<b>10,426</b>
LABSTAT LLC	23	9,880	479	5%	<b>10,382</b>
MEDARBOR DIAGNOSTICS	1	9,161	1,155	11%	<b>10,317</b>
FLORIDA HOSPITAL FLAGLER	29	9,333	947	9%	<b>10,309</b>
OCALA REGIONAL MEDICAL CENTER		9,031	1,264	12%	<b>10,295</b>
BROWARD HEALTH NORTH CLINICAL LABORATORY		9,061	1,126	11%	<b>10,187</b>
AVECINA MEDICAL	4	6,205	3,947	39%	<b>10,156</b>
P4 CLINICAL, LLC	205	8,767	992	10%	<b>9,964</b>
NORTH SHORE MEDICAL CENTER		8,319	1,630	16%	<b>9,949</b>
FIRST CHOICE LABORATORY LLC	109	9,160	597	6%	<b>9,866</b>
FLORIDA HOSPITAL OF CARROLLWOOD	23	8,460	1,383	14%	<b>9,866</b>
SRQ DRIVE THROUGH☐		8,944	905	9%	<b>9,849</b>
LEE HEALTH - GULF COAST MEDICAL CENTER	2	8,002	1,790	18%	<b>9,794</b>
FLORIDA HOSPITAL ZEPHYRHILLS	10	8,676	1,090	11%	<b>9,776</b>
AVECINA	20	9,008	705	7%	<b>9,733</b>
PALM BEACH BALL PARK		8,607	1,032	11%	<b>9,639</b>
BOSTON HEART DIAGNOSTICS CORP		8,426	1,210	13%	<b>9,636</b>
ADVENTHEALTH CENTRA CARE CLERMONT		8,283	1,326	14%	<b>9,609</b>
NCH DOWNTOWN NAPLES HOSPITAL	17	8,804	767	8%	<b>9,588</b>
INDIAN RIVER MEDICAL CENTER		8,482	1,099	11%	<b>9,581</b>
ADVENTHEALTH CENTRA CARE UNIVERSITY	1	8,431	1,114	12%	<b>9,546</b>
SANTA ROSA MEDICAL CENTER	2	7,985	1,525	16%	<b>9,512</b>
FLORIDA HOSPITAL OCALA		8,408	1,069	11%	<b>9,477</b>
BAPTIST HEALTH - BEACHES		8,745	680	7%	<b>9,425</b>
ANNE BATES LEACH EYE HOSPITAL/ ABLEH MICROBIOLOGY LABORATORY	9	9,249	129	1%	<b>9,387</b>

# COVID-19: testing by laboratory

Data through Apr 24, 2021 verified as of Apr 25, 2021 at 09:25 AM

Data in this report are provisional and subject to change.

The numbers in the table below represent the number of Florida and non-Florida residents for whom test results were received by the Department of Health. A person can be tested by more than one laboratory and can have both positive and negative results. **Therefore, the sum of the numbers in each column will be larger than the total number of people tested.**

Reporting lab	Inconclusive	Negative	Positive	Percent positive	Total
ADVENTHEALTH CENTRA CARE WINTER PARK		8,360	978	10%	9,338
ADVENTHEALTH CENTRA CARE WINTER GARDEN	1	8,243	1,071	11%	9,315
CLEVELAND CLINIC MARTIN NORTH HOSPITAL		8,165	981	11%	9,146
BAPTIST HEALTH SOUTH FLORIDA - MIAMI LAKES URGENT CARE		7,191	1,948	21%	9,139
CLEVELAND CLINIC MARTIN SOUTH HOSPITAL	1	8,163	972	11%	9,136
INFORM DIAGNOSTICS, INC		8,607	517	6%	9,124
MEMORIAL HOSPITAL WEST LABORATORY SERVICES	14	8,248	805	9%	9,067
BAYCARE COMMUNITY HEALTH		8,817	199	2%	9,016
MEMORIAL HOSPITAL MICRO		8,395	588	7%	8,983
CERNERELR_BAYCARE	43	8,320	616	7%	8,979
SOUTH BAY HOSPITAL CLINICAL LAB	1	8,008	950	11%	8,959
NCH NORTH NAPLES HOSPITAL	9	8,082	823	9%	8,914
PARAMOUNT URGENT CARE	4	5,426	3,442	39%	8,872
ST LUCIE MEDICAL CENTER		7,218	1,619	18%	8,837
ADVENTHEALTH CENTRA CARE LAKE LAND	1	7,629	1,203	14%	8,833
UNIVERSITY HOSPITAL AND MEDICAL CENTER		7,424	1,371	16%	8,795
KD MEDICAL CHOICE LLC	5	8,001	772	9%	8,778
POINCIANA MEDICAL CENTER		6,826	1,836	21%	8,662
WEST MARION COMMUNITY HOSPITAL LAB		7,191	1,376	16%	8,567
QDX PATHOLOGY SERVICES	2	8,136	422	5%	8,560
ADVENTHEALTH CENTRA CARE LEE ROAD		7,611	924	11%	8,535
LAKEWOOD RANCH MEDICAL CENTER		7,726	657	8%	8,383
LEE HEALTH CONVENIENT CARE - PAGE FIELD		7,434	923	11%	8,357
FLORIDA HOSPITAL FISH MEMORIAL	19	7,104	1,232	15%	8,355
ADVENTHEALTH CENTRA CARE HUNTERS CREEK	3	7,232	1,116	13%	8,351
ISPM LABS, LLC DBA CAPSTONE DIAGNOSTICS, LLC		7,941	401	5%	8,342
AVECINA MEDICAL OAKLEAF	3	6,977	1,330	16%	8,310
ADVENTHEALTH CENTRA CARE SANFORD		7,230	1,007	12%	8,237
CERNERELR_BAPTISTMIAMI	31	7,313	862	11%	8,206
ATLANTIS URGENT CARE	12	6,428	1,756	21%	8,196
BAYFRONT HEALTH - PORT CHARLOTTE		7,494	626	8%	8,120
MORTON PLANT-MEASE	5	7,310	795	10%	8,110
ADVENTHEALTH CENTRA CARE DR PHILLIPS		7,273	815	10%	8,088
ARCPOINT LABS OF FORT MYERS	5	7,032	940	12%	7,977
BAPTIST HEALTH SOUTH FLORIDA - WESTCHESTER URGENT CARE		6,559	1,396	18%	7,955
ADVENTHEALTH CENTRA CARE LAKE MARY	2	6,862	1,031	13%	7,895
HIALEAH HOSPITAL	4	6,130	1,722	22%	7,856
ADVENTHEALTH CENTRA CARE APOPKA	1	6,734	1,117	14%	7,852
EMERALD COAST URGENT CARE		6,156	1,678	21%	7,834
ADVENTHEALTH CENTRA CARE MOUNT DORA		6,590	1,175	15%	7,765
ADVENTIST HEALTH SYSTEMS, SUNBELT INC		6,702	1,053	14%	7,755
MINUTECLINIC LLC		6,556	1,125	15%	7,681
ADVENTHEALTH CENTRA CARE KISSIMMEE		6,888	785	10%	7,673
BAPTIST HEALTH SOUTH FLORIDA - DORAL URGENT CARE		6,171	1,496	20%	7,667
SPORTS DRUG TESTING LABORATORY	136	7,298	208	3%	7,642
NCH NORTH NAPLES HOSPITAL LAB	15	6,733	830	11%	7,578
OVIEDO MEDICAL CENTER		6,762	759	10%	7,521



# COVID-19: testing by laboratory

Data through Apr 24, 2021 verified as of Apr 25, 2021 at 09:25 AM

Data in this report are provisional and subject to change.

The numbers in the table below represent the number of Florida and non-Florida residents for whom test results were received by the Department of Health. A person can be tested by more than one laboratory and can have both positive and negative results. **Therefore, the sum of the numbers in each column will be larger than the total number of people tested.**

Reporting lab	Inconclusive	Negative	Positive	Percent positive	Total
ADVENTHEALTH EXPRESS CARE		6,195	1,294	17%	7,489
EGLIN AIR FORCE BASE	14	5,713	1,706	23%	7,433
BAPTIST HEALTH - NASSAU		7,056	366	5%	7,422
COMMUNITY HEALTH CENTERS OF PINELLAS INC	2	5,957	1,379	19%	7,338
MEDEXPRESS URGENT CARE OF BOYNTON BEACH LLC		6,728	597	8%	7,325
ADVENTHEALTH CENTRA CARE ALTAMONTE		6,339	918	13%	7,257
HOLIDAY CVS LLC		6,833	398	6%	7,231
MEDEXPRESS URGENT CARE	2	4,995	2,194	31%	7,191
IMPERIAL POINT MEDICAL CENTER		6,544	634	9%	7,178
EMPIRE CITY LABORATORIES INC	91	6,055	1,000	14%	7,146
ST PETERSBURG GENERAL HOSPITAL		6,088	1,037	15%	7,125
SUNCOAST PATHOLOGY ASSOCIATES		6,520	602	8%	7,122
DYNIX DIAGNOSTIX		6,414	694	10%	7,108
AVERO DIAGNOSTICS - IRVING	11	6,571	477	7%	7,059
MEDEXPRESS URGENT CARE HUDSON		6,050	979	14%	7,029
UNKNOWN	5	3,532	3,367	49%	6,904
LUMINUS DIAGNOSTICS		6,284	558	8%	6,842
ADVENTHEALTH CENTRA CARE AZALEA PARK		5,844	982	14%	6,826
ACUTIS DIAGNOSTICS	171	5,497	1,136	17%	6,804
CLINICAL REFERENCE LABORATORY	2	6,445	352	5%	6,799
ST JOSEPHS NORTH HOSPITAL LAB	7	5,760	998	15%	6,765
MINUTECLINIC LLC #1067		5,791	938	14%	6,729
AHCC WESLEY CHAPEL		5,943	785	12%	6,728
WELLINGTON REGIONAL MEDICAL CENTER		6,170	546	8%	6,716
ADVENT HEALTH - HEART OF FLORIDA ER	1	5,797	911	14%	6,709
FORT WALTON BEACH MEDICAL CENTER		5,776	932	14%	6,708
HOLMES REG MED CENTER CLINICAL LAB		5,964	718	11%	6,682
ADVENTHEALTH CENTRA CARE OVIEDO		5,733	935	14%	6,668
VISTA CLINICAL	8	3,893	2,717	41%	6,618
SOLARIS DIAGNOSTICS	11	5,976	591	9%	6,578
FLORIDA HOSPITAL NORTH PINELLAS	11	6,012	528	8%	6,551
MINUTECLINIC LLC #8396		5,568	975	15%	6,543
MINUTECLINIC		5,493	944	15%	6,437
RAULERSON HOSPITAL		5,553	860	13%	6,413
ANGEL KIDS PEDIATRICS		6,028	343	5%	6,371
MICROGEN DX	4	5,628	727	11%	6,359
MINUTECLINIC LLC #3703		5,157	1,172	19%	6,329
FLORIDA COMMUNITY HEALTH CENTER		5,085	1,233	20%	6,318
BAPTIST HEALTH SOUTH FLORIDA - PEMBROKE PINES URGENT CARE		5,193	1,080	17%	6,273
NORTHWEST FLORIDA COMMUNITY HOSPITAL	47	4,757	1,462	23%	6,266
FLORIDA FAMILY LABORATORY, INC DBA	50	5,697	477	8%	6,224
PARAMOUNT URGENT CARE INC	1	3,867	2,321	38%	6,189
DOCTORS URGENT CARE LLC	1	5,049	1,133	18%	6,183
ADVENTHEALTH CENTRA CARE LONGWOOD		5,386	792	13%	6,178
PUTNAM COMMUNITY MEDICAL CENTER		5,372	768	13%	6,140
ADVENTHEALTH CENTRA CARE SOUTH ORANGE		5,277	862	14%	6,139
LABORATORY OF FLORIDA LLC	41	5,498	524	9%	6,063

# COVID-19: testing by laboratory

Data through Apr 24, 2021 verified as of Apr 25, 2021 at 09:25 AM

Data in this report are provisional and subject to change.

The numbers in the table below represent the number of Florida and non-Florida residents for whom test results were received by the Department of Health. A person can be tested by more than one laboratory and can have both positive and negative results. **Therefore, the sum of the numbers in each column will be larger than the total number of people tested.**

Reporting lab	Inconclusive	Negative	Positive	Percent positive	Total
ADVENTHEALTH CENTRA CARE ORANGE LAKE		5,278	751	12%	6,029
PRO CLINIC		4,936	1,087	18%	6,023
DOCTORS URGENT CARE OF LUTZ LLC	1	4,869	1,144	19%	6,014
PHARMCO RX	2	5,663	320	5%	5,985
ADVENTHEALTH CENTRA CARE PORT ORANGE		5,030	939	16%	5,969
SOUTH FLORIDA BAPTIST HOSPITAL MICRO	4	4,946	1,002	17%	5,952
ALTRU DIAGNOSTICS INC	5	5,693	249	4%	5,947
COASTAL MED URGENT CARE		4,366	1,565	26%	5,931
URGENT CARE OF THE PALM BEACHES		4,914	1,005	17%	5,919
BAYFRONT HEALTH - VENICE REGIONAL MEDICAL	1	5,374	537	9%	5,912
ADVENTHEALTH CENTRA CARE SAND LAKE		5,197	645	11%	5,842
HEALTH FIRST ADVENTHEALTH CENTRA CARE - TITUSVILLE		4,946	890	15%	5,836
GENOSUR LLC	18	5,682	81	1%	5,781
MINUTE CLINIC LLC		4,987	773	13%	5,760
MEDEXPRESS URGENT CARE - GOLDEN GATE		5,064	695	12%	5,759
MEDEXPRESS URGENT CARE - ROYAL PALM BEACH		5,107	634	11%	5,741
PEDIATRIC HEALTH CARE ALLIANCE PA		5,255	486	8%	5,741
MEDEXPRESS URGENT CARE - ESTERO		5,083	603	11%	5,686
ADVENTHEALTH CENTRA CARE LEESBURG		4,640	1,027	18%	5,667
MEDCOMP SCIENCES LLC	128	3,485	2,049	36%	5,662
BAPTIST HEALTH - NORTH		4,505	1,126	20%	5,631
SUNRISE MEDICAL LABORATORIES	2	5,219	406	7%	5,627
MEDICAL DNA LABS LLC	3	5,116	490	9%	5,609
PALMS OF PASADENA HOSPITAL		5,017	578	10%	5,595
URGENT CARE CURE	2	4,774	769	14%	5,545
BAPTIST HEALTH SOUTH FLORIDA - KENDALE LAKES URGENT CARE		4,471	1,055	19%	5,526
MEDEXPRESS URGENT CARE PALM BEACH GARDENS		4,963	501	9%	5,464
ESCAMBIA COMMUNITY CLINICS INC	8	4,147	1,305	24%	5,460
TROPICANA FIELD - LOT 2□	19	4,935	494	9%	5,448
DOCTORS HOSPITAL OF SARASOTA CLINICAL LABORATORY		4,762	684	13%	5,446
BAPTIST HEALTH SOUTH FLORIDA - CORAL SPRINGS URGENT CARE		4,667	777	14%	5,444
THE CENTER FOR URGENT CARE	3	4,542	881	16%	5,426
WESTCHESTER HOSPITAL	23	4,419	984	18%	5,426
HEALTH FIRST ADVENTHEALTH CENTRA CARE GATEWAY	1	4,854	545	10%	5,400
BAPTIST HEALTH SOUTH FLORIDA - TAMIAMI TRAIL URGENT CARE		4,331	1,047	19%	5,378
TALLAHASSEE PRIMARY CARE ASSOCIATES		4,737	614	11%	5,351
PARAMOUNT URGENT CARE - WINDERMERE	2	3,511	1,789	34%	5,302
HIGHLANDS REGIONAL MEDICAL CENTER		4,434	856	16%	5,290
MARTIN HOSPITAL SOUTH LAB		4,966	293	6%	5,259
MINUTECLINIC LLC # 0709		4,410	820	16%	5,230
MEDEXPRESS URGENT CARE - LAKELAND		4,552	640	12%	5,192
TRINITY SPRINGS		4,436	729	14%	5,165
BAYFRONT HEALTH - SEVEN RIVERS		4,674	446	9%	5,120
BAPTIST HEALTH SOUTH FLORIDA - PINECREST URGENT CARE		4,387	733	14%	5,120
BAPTIST HEALTH SOUTH FLORIDA - CORAL GABLES URGENT CARE		4,229	859	17%	5,088
BAPTIST HEALTH SOUTH FLORIDA - CORAL GABLES (UNIVERSITY) URGENT CARE		4,366	711	14%	5,077
BAPTIST HEALTH SOUTH FLORIDA - PALMETTO BAY URGENT CARE		4,159	798	16%	4,957

# COVID-19: testing by laboratory

Data through Apr 24, 2021 verified as of Apr 25, 2021 at 09:25 AM

Data in this report are provisional and subject to change.

The numbers in the table below represent the number of Florida and non-Florida residents for whom test results were received by the Department of Health. A person can be tested by more than one laboratory and can have both positive and negative results. **Therefore, the sum of the numbers in each column will be larger than the total number of people tested.**

Reporting lab	Inconclusive	Negative	Positive	Percent positive	Total
BETHESDA HOSPITAL WEST		4,450	504	10%	4,954
MEDIPATH LLC		4,421	521	11%	4,942
ADVENTHEALTH PROMPT CARE	2	3,635	1,300	26%	4,937
BAYFRONT HEALTH - BROOKSVILLE		4,396	533	11%	4,929
QUICK CARE MED PL	2	4,111	747	15%	4,860
ASCENSION SACRED HEART - EMERALD COAST		4,004	777	16%	4,781
MEASE DUNEDIN HOSPITAL	5	4,224	515	11%	4,744
FLAGLER HOSPITAL LABORATORY	8	3,654	1,078	23%	4,740
ADVENTHEALTH CENTRA CARE COLONIAL TOWN	2	4,205	517	11%	4,724
SPECTOR SCIENTIFIC LAB	16	3,689	1,000	21%	4,705
BAYFRONT HEALTH - SPRING HILL		4,300	391	8%	4,691
PREMIER URGENT CARE OF BREVARD LLC	4	4,092	581	12%	4,677
BAYFRONT HEALTH - PUNTA GORDA		4,318	352	8%	4,670
ADVENTHEALTH CENTRA CARE WINTER HAVEN	1	3,531	1,135	24%	4,667
VENTURE MEDICAL OF FLORIDA LLC		4,299	353	8%	4,652
MOFFITT CANCER CENTER	6	4,506	101	2%	4,613
NIGHT LITE PEDIATRICS	4	3,346	1,260	27%	4,610
DESOTO MEMORIAL HOSPITAL	3	3,797	791	17%	4,591
PREMIER MEDICAL	2	4,492	94	2%	4,588
MINUTECLINIC LLC #3463		3,810	766	17%	4,576
ENGLEWOOD COMMUNITY HOSPITAL		4,099	396	9%	4,495
TWIN CITIES HOSPITAL	1	3,970	523	12%	4,494
MEMORIAL HOSPITAL- MIRAMAR	12	4,155	323	7%	4,490
ADVENTIST HEALTH SYSTEMS SUNBELT IN DBA		3,975	514	11%	4,489
HOLIDAY CVS LLC DBA CVS PHARMACY #5154		4,361	118	3%	4,479
US BIOTEK LABORATORIES	15	4,088	369	8%	4,472
MEDEXPRESS URGENT CARE CAPE CORAL		3,815	635	14%	4,450
MINUTECLINIC LLC #3631		3,766	652	15%	4,418
ACCU REFERENCE MEDICAL LAB	9	3,604	802	18%	4,415
MINUTECLINIC LLC 5852		3,775	618	14%	4,393
GENESIS DIAGNOSTICS		4,140	252	6%	4,392
PALMS MEDICAL GROUP	5	2,981	1,386	32%	4,372
MINUTECLINIC LLC #5253		3,611	745	17%	4,356
LAKESIDE MEDICAL CENTER		3,484	851	20%	4,335
DOCTORS TEST CENTERS		3,838	489	11%	4,327
BAYA PHARMACY & URGENT CARE		3,205	1,119	26%	4,324
BAYFRONTVENICEREGIONAL		4,163	149	3%	4,312
ST. LUCIE MEDICAL CTR.		4,254	57	1%	4,311
AMELIA URGENT CARE		2,655	1,634	38%	4,289
MINUTECLINIC LLC #5249		3,489	774	18%	4,263
ADVENTHEALTH CENTRA CARE		3,739	465	11%	4,204
MINUTECLINIC LLC #3662		3,515	633	15%	4,148
MEDEXPRESS URGENT CARE LEHIGH ACRES		3,575	570	14%	4,145
MINUTECLINIC LLC #5190		3,373	730	18%	4,103
MINUTECLINIC LLC #5854		3,380	697	17%	4,077
NIGHT LITE PEDIATRICS URGENT CARE	1	3,417	649	16%	4,067
MINUTECLINIC LLC # 3930		3,481	585	14%	4,066

# COVID-19: testing by laboratory

Data through Apr 24, 2021 verified as of Apr 25, 2021 at 09:25 AM

Data in this report are provisional and subject to change.

The numbers in the table below represent the number of Florida and non-Florida residents for whom test results were received by the Department of Health. A person can be tested by more than one laboratory and can have both positive and negative results. **Therefore, the sum of the numbers in each column will be larger than the total number of people tested.**

Reporting lab	Inconclusive	Negative	Positive	Percent positive	Total
MINUTECLINIC LLC #1771		3,363	641	16%	4,004
BAPTIST HEALTH SOUTH FLORIDA - DAVIE URGENT CARE		3,264	714	18%	3,978
ADVENT HEALTH - NEW SMYRNA		3,246	657	17%	3,903
PHYSICIANS REGIONAL MEDICAL CENTER - COLLIER BLVD	1	3,032	870	22%	3,903
MINUTECLINIC LLC # 0514		3,386	488	13%	3,874
MC DIAGNOSTIC OF CONNECTICUT, PC #2220		3,326	533	14%	3,859
EXACT SCIENCES LABORATORIES, LLC		3,541	317	8%	3,858
LOWER KEYS MEDICAL CENTER		3,538	318	8%	3,856
BAPTIST HEALTH SOUTH FLORIDA - WESTON URGENT CARE		3,344	510	13%	3,854
SIPARADIGM LLC	58	3,480	262	7%	3,800
CARENOW URGENT CARE	1	2,330	1,458	38%	3,789
SCION LAB SERVICES LLC	26	3,467	291	8%	3,784
MINUTECLINIC LLC #4458		3,179	597	16%	3,776
MINUTECLINIC LLC #7887		3,310	464	12%	3,774
MINUTECLINIC LLC #7886		3,266	506	13%	3,772
HEALTH FIRST ADVENTHEALTH CENTRA CARE COCOA		3,398	374	10%	3,772
MINUTECLINIC LLC #7225		3,173	597	16%	3,770
MINUTECLINIC LLC #5214		3,238	532	14%	3,770
PARAMOUNT URGENT CARE - ORLANDO		2,681	1,077	29%	3,758
BARTOW REGIONAL MEDICAL CENTER	1	3,133	577	16%	3,711
STEWART ROCKLEDGE HOSPITAL	4	3,319	388	10%	3,711
MINUTECLINIC LLC #3814		3,149	553	15%	3,702
MINUTECLINIC LLC #4415		3,142	551	15%	3,693
ADVENTHEALTH CENTRA CARE KIDS LAKE MARY		3,413	277	8%	3,690
BRASHEAR'S VITAL CARE CORP		2,926	762	21%	3,688
PRECISION HEALTH SOLUTIONS		3,486	186	5%	3,672
AFC PHYSICIANS OF FLORIDA		2,818	835	23%	3,653
PROHEALTH	3	2,053	1,589	44%	3,645
ADVENT HEALTH CENTRA CARE -WINTER PARK KIDS URGENT CARE	4	3,340	291	8%	3,635
BAPTIST HEALTH SOUTH FLORIDA - BRICKELL URGENT CARE		2,994	626	17%	3,620
CLARITY LAB SOLUTIONS LLC		3,608	4	0%	3,612
HEALTH FIRST ADVENTHEALTH CENTRA CARE MALABAR		3,249	356	10%	3,605
MINUTECLINIC, LLC #4015		2,895	709	20%	3,604
MINUTECLINIC LLC # 3686		3,064	534	15%	3,598
MEDEXPRESS URGENT CARE - DELAND		3,199	391	11%	3,590
MINUTECLINIC LLC #3257		2,990	598	17%	3,588
MINUTECLINIC, LLC #3204		2,974	601	17%	3,575
VERILY LIFE SCIENCES	3	3,501	64	2%	3,568
BAPTIST HEALTH URGENT CARE AT SAWGRASS		2,945	599	17%	3,544
MEDEXPRESS URGENT CARE - VERO BEACH		3,059	454	13%	3,513
MINUTECLINIC LLC #3291		2,962	537	15%	3,499
MEDONE PLLC		2,646	814	24%	3,460
MINUTECLINIC LLC #1055		2,844	616	18%	3,460
MIDWAY SPECIALTY CARE CENTER DIAGNOSTICS	38	3,157	240	7%	3,435
WALGREEN CO	2	3,039	392	11%	3,433
MINUTECLINIC LLC # 3579		2,825	599	17%	3,424
MINUTECLINIC LLC #7973		2,948	467	14%	3,415



# COVID-19: testing by laboratory

Data through Apr 24, 2021 verified as of Apr 25, 2021 at 09:25 AM

Data in this report are provisional and subject to change.

The numbers in the table below represent the number of Florida and non-Florida residents for whom test results were received by the Department of Health. A person can be tested by more than one laboratory and can have both positive and negative results. **Therefore, the sum of the numbers in each column will be larger than the total number of people tested.**

Reporting lab	Inconclusive	Negative	Positive	Percent positive	Total
PARAMOUNT URGENT CARE - OVIEDO		2,464	928	27%	3,392
IMMOKALEE CHD		3,155	234	7%	3,389
MARION E FETHER MEDICAL CENTER, THE		3,099	290	9%	3,389
MINUTECLINIC, LLC #5817		2,800	577	17%	3,377
MINUTECLINIC LLC #3003		2,763	612	18%	3,375
BAPTIST HEALTH EMERGENCY CENTER COUNTRY WALK	1	2,854	512	15%	3,367
PRIMEHEALTH URGENT CARE INC		2,872	488	15%	3,360
BMCT Molecular Diagnostics Subsection		2,815	530	16%	3,345
MINUTECLINIC LLC # 7933		2,938	396	12%	3,334
MINUTECLINIC LLC #3748		2,721	604	18%	3,325
BAPTIST HEALTH - CLAY		2,895	429	13%	3,324
MINUTECLINIC LLC #3705		2,922	386	12%	3,308
MINUTECLINIC LLC #3255		2,921	387	12%	3,308
MINUTECLINIC LLC #1807		2,762	542	16%	3,304
VA PAIN CLINIC	5	3,177	120	4%	3,302
MINUTECLINIC LLC #7173		2,835	446	14%	3,281
ADVENTHEALTH CENTRA CARE CONWAY		2,773	501	15%	3,274
MINUTECLINIC LLC #5924		2,819	454	14%	3,273
MINUTECLINIC, LLC (CLINIC 10699)		2,841	403	12%	3,244
MARINERS HOSPITAL	1	2,932	305	9%	3,238
SELECT LABORATORIES - MARION COUNTY, FL LLC	5	2,917	308	10%	3,230
GESSLER CLINIC	2	2,238	988	31%	3,228
MEMORIAL HOSPITAL PEMBROKE	3	2,835	363	11%	3,201
MINUTECLINIC LLC #3654		2,657	528	17%	3,185
MINUTECLINIC LLC #5216		2,735	437	14%	3,172
ACCESS POINT HEALTHCARE URGENT & PRIMARY CARE	2	2,452	700	22%	3,154
MINUTECLINIC LLC #4612		2,548	561	18%	3,109
MEDEXPRESS URGENT CARE CORAL SPRINGS		2,759	340	11%	3,099
MEDEXPRESS FORT MYERS		2,706	388	13%	3,094
LAKELAND REGIONAL HEALTH PABLO		2,719	369	12%	3,088
VITRO MOLECULAR LABORATORIES	50	2,795	241	8%	3,086
HEALTH CARE DISTRICT OF PALM BEACH COUNTY	2	2,829	246	8%	3,077
MINUTECLINIC LLC #6007		2,638	436	14%	3,074
MINUTECLINIC LLC #3285		2,676	391	13%	3,067
MINUTECLINIC LLC #4201		2,650	413	13%	3,063
PHYSICIANS PRIMARY CARE	2	2,752	298	10%	3,052
MINUTECLINIC LLC #4024		2,660	378	12%	3,038
MEDIQUICK URGENT CARE CENTERS INC		2,315	712	24%	3,027
MINUTECLINIC LLC #3648		2,478	542	18%	3,020
KEYS AHEC SCHOOL MEDICAL CLINIC	15	2,846	142	5%	3,003
VETERANS AFFAIRS MEDICAL CENTER - ORLANDO	1	1,343	1,651	55%	2,995
MINUTECLINIC LLC #1350		2,622	363	12%	2,985
MINUTECLINIC LLC #476		2,583	399	13%	2,982
NXGEN MDX LLC	6	2,639	328	11%	2,973
BAPTIST HEALTH - OAKLEAF		2,502	469	16%	2,971
MINUTECLINIC LLC #8381		2,562	387	13%	2,949
MINUTECLINIC LLC #1821		2,604	327	11%	2,931

# COVID-19: testing by laboratory

Data through Apr 24, 2021 verified as of Apr 25, 2021 at 09:25 AM

Data in this report are provisional and subject to change.

The numbers in the table below represent the number of Florida and non-Florida residents for whom test results were received by the Department of Health. A person can be tested by more than one laboratory and can have both positive and negative results. **Therefore, the sum of the numbers in each column will be larger than the total number of people tested.**

Reporting lab	Inconclusive	Negative	Positive	Percent positive	Total
BAY MEDICAL CENTER SACRED HEART HEALTH SYSTEM		2,285	617	21%	2,902
AFC PHYSICIANS OF FLORIDA PA		2,357	542	19%	2,899
MEDEXPRESS URGENT CARE - CLEWISTON		2,423	475	16%	2,898
ADVENT HEALTH - DADE CITY		2,547	350	12%	2,897
MINUTECLINIC LLC #3635		2,500	394	14%	2,894
STONE CLINICAL LABORATORIES		2,790	96	3%	2,886
CAREFAST+	1	2,100	783	27%	2,884
WALGREENS ORLANDO	3	2,540	340	12%	2,883
MINUTECLINIC LLC #5157		2,511	355	12%	2,866
BLUE MED CONSULTANTS		2,754	110	4%	2,864
CHARLES AIESI CONSULTING INC	13	2,550	300	10%	2,863
BAPTIST HEALTHCARE - GULF BREEZE HOSPITAL	3	2,373	477	17%	2,853
MINUTECLINIC, LLC # 4469		2,495	323	11%	2,818
EMERGENCY PHYSICIANS MEDICAL CENTER		1,663	1,153	41%	2,816
DR G'S URGENT CARE		2,429	370	13%	2,799
CELESTA MEDICAL SERVICES LLC DBA - AMERICAN RESEARCH LABS		2,544	236	8%	2,780
JUPITER MEDICAL CENTER URGENT CARE		2,177	602	22%	2,779
MEDEXPRESS URGENT CARE BOCA RATON		2,515	249	9%	2,764
CITRUS MEMORIAL HOSPITAL LABORATORY		2,251	511	19%	2,762
MINUTECLINIC LLC #5069		2,319	440	16%	2,759
SACRED HEART HEALTH SYSTEM, INC	1	1,871	872	32%	2,744
BAPTIST HEALTH SOUTH FLORIDA - MIAMI BEACH URGENT CARE		2,318	408	15%	2,726
MINUTECLINIC LLC #214		2,255	437	16%	2,692
PARRISH MEDICAL CENTER	2	2,344	340	13%	2,686
DONALD W ROBERTSON DO PA		2,096	585	22%	2,681
JACKSON HOSPITAL CLINICAL LABORATORY		2,339	326	12%	2,665
AMELIA EXPRESS CARE LLC	10	2,316	334	13%	2,660
LAKE WALES MEDICAL CENTER INC		2,328	311	12%	2,639
EMERALD COAST URGENT CARE, LLC	1	1,972	660	25%	2,633
PATIENTS FIRST - THOMASVILLE ROAD		2,346	284	11%	2,630
FLORIDA MEDICAL CLINIC	3	1,212	1,415	54%	2,630
BOND URGENT CARE LLC		1,952	648	25%	2,600
MINUTECLINIC LLC #1815		2,304	280	11%	2,584
ADVENT HEALTH - OCALA		2,124	447	17%	2,571
TAMPA COMMUNITY HOSPITAL		2,186	363	14%	2,549
GENOME LLC	2	2,330	184	7%	2,516
MEDEXPRESS PORT CHARLOTTE		2,234	276	11%	2,510
MINUTECLINIC LLC #3236		2,134	351	14%	2,485
EMERALD COAST URGENT CARE LLC		1,825	657	26%	2,482
NCHMD INC		2,088	390	16%	2,478
MINI ER WATERFORD LAKES, THE		2,131	340	14%	2,471
WHOLE FAMILY HEALTH CENTER INC		1,987	483	20%	2,470
INTELEX LABS, LLC		2,377	80	3%	2,457
ASCENSION SACRED HEART - GULF		1,883	546	22%	2,429
PHYSICIANS STAT LAB	3	1,078	1,346	55%	2,427
COMMUNITY HEALTH NORTHWEST FLORIDA	4	1,857	554	23%	2,415
CORE DIAGNOSTIC LABORATORIES LLC	17	2,021	332	14%	2,370



# COVID-19: testing by laboratory

Data through Apr 24, 2021 verified as of Apr 25, 2021 at 09:25 AM

Data in this report are provisional and subject to change.

The numbers in the table below represent the number of Florida and non-Florida residents for whom test results were received by the Department of Health. A person can be tested by more than one laboratory and can have both positive and negative results. **Therefore, the sum of the numbers in each column will be larger than the total number of people tested.**

Reporting lab	Inconclusive	Negative	Positive	Percent positive	Total
OPTUM LABS LLC	1	2,146	205	9%	2,352
MINUTECLINIC LLC #3637		1,884	452	19%	2,336
PHYSICIAN ASSOCIATES		2,070	241	10%	2,311
ASSOCIATED PATHOLOGISTS, LLC	3	1,909	398	17%	2,310
LEE HEALTH - COCONUT POINT CLINICAL LAB	2	1,872	433	19%	2,307
BAPTIST HEALTH EMERGENCY CENTER AT WEST CORAL WAY		1,859	418	18%	2,277
PENSACOLA PEDIATRICS PA	1	2,083	179	8%	2,263
UNIVERSITY OF NORTH FLORIDA STUDENT HEALTH		2,178	79	4%	2,257
PRIMEHEALTH URGENT CARE	1	1,865	361	16%	2,227
GRAVITY DIAGNOSTICS, LLC	6	2,023	191	9%	2,220
NCH NORTHEAST	7	1,747	463	21%	2,217
MINUTECLNIC LLC		1,931	277	13%	2,208
FLOWERS HOSPITAL		2,010	192	9%	2,202
MINUTECLINIC LLC #8927		1,840	350	16%	2,190
MEDICAL CONSULTANTS OF FLORIDA, LLC	2	1,832	326	15%	2,160
MARTIN HEALTH SYSTEM - ST LUCIE WEST		1,956	194	9%	2,150
APALACHEE CORRECTIONAL INSTITUTION EAST UNIT		2,118	31	1%	2,149
FIU-HEALTH AUXILIARY LABORATORY	6	2,006	132	6%	2,144
MINUTECLINIC LLC #5187		1,856	279	13%	2,135
LITTLE PINE PEDIATRICS	1	1,800	276	13%	2,077
BARDMOOR LABORATORY	9	1,744	315	15%	2,068
DOC SMILEYS URGENT CARE LLC		1,685	375	18%	2,060
ADVANCED MEDICAL OF NAPLES LLC		1,822	224	11%	2,046
WHITE WILSON MEDICAL CENTER		662	1,381	68%	2,043
BIO-TECH CLINICAL LABORATORIES INC		1,753	290	14%	2,043
GENUS3		1,965	74	4%	2,039
STATMED OCALA	7	1,833	195	10%	2,035
BAYFRONT HEALTH - CITRUS HILLS		1,801	231	11%	2,032
HEALTH CENTRAL CLINICAL LABORATORY		1,751	244	12%	1,995
WILLIAM OWEN PASS PARK		1,738	257	13%	1,995
ARCPPOINT LABS		1,389	598	30%	1,987
DOC SMILEY'S URGENT CARE		1,706	247	13%	1,953
MINUTECLINIC, LLC #3245		1,584	362	19%	1,946
MEDFAST URGENT CARE CENTERS LLC	2	608	1,331	69%	1,941
MIAMI JEWISH HEALTH SYSTEMS		1,830	80	4%	1,910
LABORATORY SPECIALISTS OF MICHIGAN		1,572	330	17%	1,902
GENESIS LABORATORY MANAGEMENT	14	1,617	249	13%	1,880
BROWNWOOD CARE CENTER		1,645	229	12%	1,874
READY RESPONDERS FLORIDA, PLLC		1,619	254	14%	1,873
TOM LEE COMMUNITY HEALTH CENTER	1	1,260	562	31%	1,823
KETAMINE HEALTH CENTERS LLC	1	1,661	152	8%	1,814
ED FRASER MEMORIAL HOSPITAL		1,560	253	14%	1,813
NEIGHBORHOOD MEDICAL CENTER INC	17	1,597	185	10%	1,799
OPTUMCARE FLORIDA LLC		1,491	303	17%	1,794
IGENOMIX USA LLC	52	1,559	163	9%	1,774
PROJECT HEALTH, INC SUMTERVILLE	5	1,454	313	18%	1,772
RIVER TOWN DIAGNOSTIC LLC		1,470	286	16%	1,756

# COVID-19: testing by laboratory

Data through Apr 24, 2021 verified as of Apr 25, 2021 at 09:25 AM

Data in this report are provisional and subject to change.

The numbers in the table below represent the number of Florida and non-Florida residents for whom test results were received by the Department of Health. A person can be tested by more than one laboratory and can have both positive and negative results. **Therefore, the sum of the numbers in each column will be larger than the total number of people tested.**

Reporting lab	Inconclusive	Negative	Positive	Percent positive	Total
PATIENTS FIRST LAKE ELLA MEDICAL CENTER		1,585	168	10%	1,753
SPARROW HEALTHCARE	2	1,495	254	15%	1,751
SUNRISE URGENT CARE ASSOCIATES LLC D/B/A	9	1,221	517	30%	1,747
NORTH SHORE LONG ISLAND JEWISH HEALTH	1	1,646	94	5%	1,741
Community_Health		1,533	199	11%	1,732
ER QUICKCARE PL		1,471	233	14%	1,704
LABTECH DIAGNOSTIC		1,409	293	17%	1,702
SHELL POINT NURSING PAVILION	1	1,620	77	5%	1,698
PROHEALTH MEDICAL CLINIC		1,055	640	38%	1,695
JW PLASTIC SURGERY		1,449	244	14%	1,693
ABSOLUTE GENOMICS	2	1,444	235	14%	1,681
MEDEXPRESS URGENT CARE - JAX ATLANTIC BLVD		1,422	225	14%	1,647
PEDIATRIC HEALTH CARE ALLIANCE - NORTHDAL		1,490	149	9%	1,639
FLORIDA DEPARTMENT OF HEALTH IN POLK COUNTY	2	1,243	393	24%	1,638
BAPTIST HEALTH SOUTH FLORIDA - KEY BISCANE URGENT CARE EXPRESS		1,436	194	12%	1,630
ELLENTON URGENT CARE		1,381	237	15%	1,618
OPTEO LABORATORY		1,572	36	2%	1,608
VRL EUROFINS		1,567	40	2%	1,607
BROAD INSTITUTE CLINICAL SEQUENCING RESEARCH PLATFORM	14	1,534	59	4%	1,607
ADVENTHEALTH CENTRA CARE TRINITY		1,385	216	13%	1,601
QUICK CARE MED		1,268	323	20%	1,591
FIRST QUALITY LABORATORY		1,491	99	6%	1,590
BAPTIST HEALTH SOUTH FLORIDA - COUNTRY WALK URGENT CARE EXPRESS		1,338	245	15%	1,583
ASSURANCE SCIENTIFIC LABORATORIES	1	1,297	283	18%	1,581
MELBOURNE MEDICAL LABORATORY	2	1,367	204	13%	1,573
UNIVERSITY OF ALABAMA AT BIRMINGHAM		1,521	48	3%	1,569
PARAMOUNT URGENT CARE - CLERMONT		875	692	44%	1,567
MATRIX CLINICAL LABS (FORMERLY BIOCERNA LLC)	9	1,372	169	11%	1,550
CAREMED CLINIC LLC	1	1,239	306	20%	1,546
ST ANNES NURSING CENTER		1,510	33	2%	1,543
MYTEST DIAGNOSTICS		1,462	70	5%	1,532
INNOVATIVE TRANSFUSION MEDICINE, INC	11	1,336	179	12%	1,526
PARAMOUNT URGENT CARE VILLAGES		953	563	37%	1,516
BAPTIST HEALTHCARE - JAY HOSPITAL	3	1,127	373	25%	1,503
PALM BAY HOSPITAL CLINICAL LABORATORY		1,093	400	27%	1,493
AMERICAN SCIENTIFIC LABORATORIES LLC		1,465	27	2%	1,492
UHEALTH CLINIC AT WALGREENS		1,208	284	19%	1,492
CAREFAST MURABELLA		981	507	34%	1,488
SMA LAB	12	1,303	161	11%	1,476
NYU HOSPITALS CENTER CLINICAL LABORATORIES		1,418	48	3%	1,466
NORTH VISTA HOSPITAL LABORATORY		1,234	224	15%	1,458
TREASURE COAST MEDICAL ASSOCIATES INC		747	708	49%	1,455
EUROFINS NTD, LLC		1,409	45	3%	1,454
ADVANCE MEDICAL OF NAPLES		327	1,124	77%	1,451
UHEALTH DEERFIELD BEACH/UMSYLVESTER DEERFIELD BEACH LABORATORY	3	1,380	55	4%	1,438
PRIMARY CARE SOUTH INC		954	482	34%	1,436
TEMPUS CLINICAL LABORATORY	10	1,268	155	11%	1,433

# COVID-19: testing by laboratory

Data through Apr 24, 2021 verified as of Apr 25, 2021 at 09:25 AM

Data in this report are provisional and subject to change.

The numbers in the table below represent the number of Florida and non-Florida residents for whom test results were received by the Department of Health. A person can be tested by more than one laboratory and can have both positive and negative results. **Therefore, the sum of the numbers in each column will be larger than the total number of people tested.**

Reporting lab	Inconclusive	Negative	Positive	Percent positive	Total
PATIENTS CHOICE LABORATORIES		831	592	42%	1,423
CREEKSIDE CARE CENTER	1	1,229	180	13%	1,410
COASTAL LABORATORIES	1	1,120	287	20%	1,408
ADDICTION LABS OF AMERICA	3	1,317	83	6%	1,403
COLLIER URGENT CARE CENTERS CREEKSIDE		1,240	159	11%	1,399
AMELIA EXPRESS CARE	1	772	622	45%	1,395
LPG COCONUT POINT		1,158	225	16%	1,383
ASCENSION ST VINCENT'S - SOUTHSIDE		1,308	49	4%	1,357
VAVA PARTNERS LLC		528	822	61%	1,350
PROJECT HEALTH INC	4	1,141	191	14%	1,336
GROWING TOGETHER PEDIATRICS LLC		1,256	70	5%	1,326
LAB24 INC	3	643	676	51%	1,322
NORTH FLORIDA PEDIATRICS - LAKE CITY		1,101	221	17%	1,322
XPRESS URGENT CARE	4	1,109	202	15%	1,315
PEDIATRICS OF CENTRAL FLORIDA PA	20	1,220	65	5%	1,305
HOLIDAY CVS LLC DBA CVSPHARMACY #5155		1,233	71	5%	1,304
PALM HARBOR PHARMACY		1,124	170	13%	1,294
NAPLES URGENT CARE	1	847	445	34%	1,293
ACCESS MEDICAL LABS		749	543	42%	1,292
ADVANCED DIAGNOSTIC LABORATORY		1,237	47	4%	1,284
PALM BEACH ATLANTIC UNIVERSITY		1,242	42	3%	1,284
ST PETERSBURG PEDIATRICS	1	1,153	124	10%	1,278
CARENOW URGENT CARE - FORT PIERCE		898	368	29%	1,266
SOLARIS HEALTHCARE PALATKA		1,159	106	8%	1,265
FG RAPID RESULTS	6	894	360	29%	1,260
NORTH FLORIDA PEDIATRICS-TALLAHASSEE	1	1,156	103	8%	1,260
STAGEZERO LIFE SCIENCES INC	4	1,143	105	8%	1,252
PROFESSIONAL HEALTH EXAMINERS DBA PROHEALTH	1	1,014	228	18%	1,243
USF MORSANI CENTER FOR ADVANCED HEALTH CARE		1,084	148	12%	1,232
COASTAL PEDIATRIC GROUP		1,070	160	13%	1,230
CLINICORE		1,124	91	7%	1,215
ARCPOINT LABS OF CORAL SPRINGS FL		992	218	18%	1,210
EPN URGENT CARE NAPLES	2	792	410	34%	1,204
MINUTE CLINIC INCORPORATE		1,159	42	3%	1,201
MEDLAB DIAGNOSTICS, LLC		1,110	87	7%	1,197
INTERLACHEN PEDIATRICS PA		1,120	63	5%	1,183
CATALYST WALK IN CLINIC		946	237	20%	1,183
PENSACOLA PEDIATRICS PA - TIGER POINT	24	1,038	120	10%	1,182
SPEARHEAD MEDICAL		1,071	111	9%	1,182
EAST LAKE PEDIATRICS		1,039	131	11%	1,170
CAPE CANAVERAL HOSPITAL		868	300	26%	1,168
STEWART REFERENCE LABORATORY	1	611	533	47%	1,145
INTERLACHEN PEDIATRICS		1,099	43	4%	1,142
HALIFAX MEDICAL CENTER-PORT ORANGE LAB		984	154	14%	1,138
CAPSTONE HEALTHCARE		802	330	29%	1,132
BETHESDA HEALTH URGENT CARE		959	172	15%	1,131
FISHERMENS HOSPITAL CLINICAL LAB		1,036	95	8%	1,131

# COVID-19: testing by laboratory

Data through Apr 24, 2021 verified as of Apr 25, 2021 at 09:25 AM

Data in this report are provisional and subject to change.

The numbers in the table below represent the number of Florida and non-Florida residents for whom test results were received by the Department of Health. A person can be tested by more than one laboratory and can have both positive and negative results. **Therefore, the sum of the numbers in each column will be larger than the total number of people tested.**

Reporting lab	Inconclusive	Negative	Positive	Percent positive	Total
CLARITY LABS		1,020	108	10%	1,128
VERITAS GENETICS	61	945	119	11%	1,125
TYNDALL AIR FORCE BASE		914	210	19%	1,124
EMERALD COAST PEDIATRICS		1,058	57	5%	1,115
CYPRESS VILLAGE	1	1,084	27	2%	1,112
GENEIQ		1,045	64	6%	1,109
PRIMARY CARE OF THE TREASURE COAST		970	135	12%	1,105
XYZ LABORATORY	8	942	146	13%	1,096
PROFESSIONAL HEALTH EXAMINERS		948	148	14%	1,096
6TH MEDICAL GROUP - MCDILL AFB	2	1,026	62	6%	1,090
CARE ONE OF FLORIDA LLC		771	309	29%	1,080
BREVARD HEALTH ALLIANCE INC, THE		1,014	63	6%	1,077
ALTAMONTE MD		852	221	21%	1,073
MINUTECLINIC, LLC DBA MINUTECLINIC #4717		1,027	42	4%	1,069
HENDRY REGIONAL MEDICAL CENTER CLINICAL LABORATORY		809	258	24%	1,067
LENCO MEDICAL LABORATORY		1,009	57	5%	1,066
AMERICAN FAMILY CARE PENSACOLA WEST		533	533	50%	1,066
RAINBOW RIVER MEDICAL LABORATORY		978	83	8%	1,061
NORTH OKALOOSA MEDICAL CENTER		702	347	33%	1,049
WOODLANDS MEDICAL SPECIALISTS		768	263	26%	1,031
VRL EUROFINIS - DALLAS		1,017	13	1%	1,030
ADVENTHEALTH EXPRESS CARE AT WALGREENS		891	136	13%	1,027
LOOP PEDIATRICS PA	3	863	154	15%	1,020
BREVARD HEALTH ALLIANCE		726	293	29%	1,019
THE HEALTH CENTER OF PLANT CITY		941	77	8%	1,018
VERITOR		850	160	16%	1,010
PHAROS HEALTH		756	252	25%	1,008
BAPTIST HEALTH - MD ANDERSON CANCER CENTER		1,000	5	0%	1,005
CHILDRENS MEDICAL ASSOCIATION		916	88	9%	1,004
NORTH FLORIDA MEDICAL GROUP		851	152	15%	1,003
SPRING HILL HEALTH AND REHABILITATION CENTER		977	26	3%	1,003
C.W. BILL YOUNG VA MEDICAL CENTER	1	22	975	98%	998
VIERA HOSPITAL, INC		805	192	19%	997
NORTH FLORIDA PEDIATRICS PA - SUWANNEE	3	863	129	13%	995
LAKELAND REGIONAL HEALTH - PWC/OB		36	954	96%	990
LAB DOCTOR		857	128	13%	985
DAIRY ROAD URGENT CARE	2	836	145	15%	983
COVANCE CLINICAL RESEARCH UNIT INC		954	26	3%	980
UNIVERSITY OF WEST FLORIDA STUDENT HEALTH SERVICES	1	843	128	13%	972
NORTH SHORE LIJ URGENT CARE PC		914	56	6%	970
HISTOPATHOLOGY SERVICES, LLC		857	107	11%	964
FAMILY HEALTH CENTERS OF SOUTHWEST FLORIDA INC		859	103	11%	962
CVS HEALTH		758	204	21%	962
FAST TRACK URGENT CARE CENTER		4	954	100%	958
JACKSONVILLE BEACH PEDIATRIC CARE CENTER		882	70	7%	952
MOLECULAR TESTING LABS		862	90	9%	952
NORTH FLORIDA PEDIATRICS PA	2	832	117	12%	951



# COVID-19: testing by laboratory

Data through Apr 24, 2021 verified as of Apr 25, 2021 at 09:25 AM

Data in this report are provisional and subject to change.

The numbers in the table below represent the number of Florida and non-Florida residents for whom test results were received by the Department of Health. A person can be tested by more than one laboratory and can have both positive and negative results. **Therefore, the sum of the numbers in each column will be larger than the total number of people tested.**

Reporting lab	Inconclusive	Negative	Positive	Percent positive	Total
DEPARTMENT OF CLINICAL LABS	1	919	21	2%	941
E-LAB OF FLORIDA		860	78	8%	938
ENCOMPASS HEALTH		915	22	2%	937
CONSULATE HEALTH CARE OF NEW PORT RICHEY	2	806	126	13%	934
ABBOTT LABORATORIES		814	120	13%	934
INTEGRITY LABORATORIES, LLC	4	763	165	18%	932
BERNHARDT LABORATORIES	2	840	86	9%	928
TACACHALE CLINICAL LABORATORY	1	877	49	5%	927
Point of Care Testing	1	125	800	86%	926
24 HOUR PEDIATRIC CARE CENTER	4	858	64	7%	926
GENE TOX WORLDWIDE	60	736	125	14%	921
LEE COUNTY EMERGENCY MEDICAL SERVICE	1	795	123	13%	919
EAST LAKE PEDIATRICS PA		838	80	9%	918
DOCTOR'S MEMORIAL HOSPITAL		751	166	18%	917
PENSACOLA PEDIATRICS	2	821	93	10%	916
REDI MED LLC		743	170	19%	913
PALM GARDEN OF PORT SAINT LUCIE		888	12	1%	900
NCHMD, INC SOUTHEAST IMMEDIATE CARE		695	196	22%	891
CALHOUN LIBERTY HOSPITAL		721	168	19%	889
SOLARIS HEALTHCARE CHARLOTTE HARBOR		832	55	6%	887
MIDWAY SPECIALLY CARE CENTER	3	660	222	25%	885
Fernandina Beach Rehabilitation and Nursing Center	1	854	19	2%	874
COASTAL PHYSICIANS, LLC		706	166	19%	872
MINUTECLINIC LLC, #10357		863	6	1%	869
Tampa Lakes Health and Rehabilitation Center	2	792	73	8%	867
FAMILY HEALTH CENTERS OF SWF LABS	2	751	114	13%	867
CRUCIAL CARE EMERGENCY MEDICINE DOCTORS		691	171	20%	862
PEDIATRIC HEALTHCARE ALLIANCE		809	50	6%	859
SOUTHEAST ALABAMA MEDICAL CENT		802	57	7%	859
ANY LAB TEST NOW	1	583	270	32%	854
Victoria Nursing and Rehabilitation Center		798	55	6%	853
MILLER BIOCONNECT		778	74	9%	852
PALACE NURSING HOME & REHAB CENTER		809	42	5%	851
PRIMARY CARE SERVICES AT ST ANDREWS ESTATES		848	2	0%	850
CENTRAL FLORIDA HEALTH CARE INC		727	121	14%	848
AUGUSTUS LABS LLC		696	148	18%	844
RESTORE HEALTH URGENT CARE		675	164	20%	839
CLINICAL PATHOLOGY LABS INC		748	87	10%	835
NORTH FL SOUTH GA HCS-LAKE CITY		812	23	3%	835
FLORIDA GULF COAST UNIVERSITY		637	196	24%	833
EXPRESS PHARMACY		769	62	7%	831
PRIMARY CARE SERVICES AT INDIAN RIVER ESTATES		803	25	3%	828
WHITE-WILSON MEDICAL CENTER - FORT WALTON BEACH		804	23	3%	827
MEDONE URGENT CARE CENTER		601	224	27%	825
PEBBLEBROOK PHARMACY	1	689	132	16%	822
LIFE CARE CENTER OF NEW PORT RICHEY		784	37	5%	821
FLORIDA HOSPITAL ORLANDO		743	74	9%	817

# COVID-19: testing by laboratory

Data through Apr 24, 2021 verified as of Apr 25, 2021 at 09:25 AM

Data in this report are provisional and subject to change.

The numbers in the table below represent the number of Florida and non-Florida residents for whom test results were received by the Department of Health. A person can be tested by more than one laboratory and can have both positive and negative results. **Therefore, the sum of the numbers in each column will be larger than the total number of people tested.**

Reporting lab	Inconclusive	Negative	Positive	Percent positive	Total
POINT WASHINGTON MEDICAL CLINIC	1	605	209	26%	815
ASAP LABS LLC	7	655	151	19%	813
ASCENSION ST VINCENT'S - CLAY		775	35	4%	810
DYNIX DIAGNOSTICS	2	528	279	34%	809
ADVENTHEALTH MEDICAL GROUP PROMPT CARE		583	225	28%	808
AMERICAN MEDICAL RESPONSE		797	9	1%	806
FLAGLER COUNTY HEALTH DEPARTMENT	3	626	177	22%	806
GOLDEN GATE FAMILY CLINIC		332	473	59%	805
AFC URGENT CARE CLEARWATER	1	172	627	78%	800
NITE LITE PEDIATRICS		234	564	71%	798
SOUTHERN OAKS CARE CENTER	1	758	38	5%	797
NONE		308	488	61%	796
TELESCOPE HEALTH LLC	4	671	121	15%	796
VITAS HEALTHCARE CORPORATION OF FLA	1	789	5	1%	795
GULF COAST VILLAGE		752	41	5%	793
PALM GARDEN OF VERO BEACH		739	50	6%	789
BHA CENTRAL COUNTY CLINIC		711	77	10%	788
MEDICAL CENTER OF DELTONA, INC		672	115	15%	787
BOND CLINIC PA PEDIATRICS DEPT		730	57	7%	787
CITY MEDICAL OF NEW JERSEY, PC		712	73	9%	785
MOORINGS PARK INSTITUTE, INC, THE		751	31	4%	782
CLINICAL ENTERPRISE, INC		757	24	3%	781
ETHOS WELLNESS PHARMACY		723	49	6%	772
VENICE REGIONAL BAYFRONT HEALTH (PULMONARY)		637	134	17%	771
BOND AND STEELE CLINIC PA		556	209	27%	765
CARITHERS PEDIATRIC GROUP		706	59	8%	765
WILLOWBROOKE COURT AT EDGEWATER POINTE ESTATES		755	9	1%	764
KENDALL HEALTHCARE PROPERTIES DBA	2	731	30	4%	763
TOTAL RENAL LABORATORIES INC DBA DAVITA LABS	1	643	114	15%	758
ORLANDO HEALTH AND REHAB CENTER		710	45	6%	755
BRISTOL AT TAMPA, THE	4	734	17	2%	755
J AND G MEDICAL GROUP LLC		619	133	18%	752
NORTHEAST FLORIDA NEUROLOGY CLINICS, INC		637	113	15%	750
WHITE WILSON MEDICAL CENTER PA - NAVARRE		621	124	17%	745
CHURCH OF SCIENTOLOGY FLAG SERVICE ORGANIZATION		729	15	2%	744
ORANGE BLOSSOM FAMILY HEALTH		704	39	5%	743
ADVENT HEALTH LAB - ORLANDO		434	308	42%	742
BOCA GRANDE HEALTH CLINIC		702	40	5%	742
BUFFALO CROSSING HEALTHCARE & REHABILITATION CTR		724	17	2%	741
SANTA ROSA MEDICAL GROUP		575	166	22%	741
MAIN STREET MEDICAL CENTER		211	529	71%	740
PHYSICIANS STAT LAB INC		647	91	12%	738
MOUNT SINAI LABORATORY		698	35	5%	733
Crestview Rehabilitation Center	5	590	129	18%	724
PEDIATRIC HEALTHCARE ALLIANCE PA		666	58	8%	724
DISNEY COVID TEST SITE		703	17	2%	720
LIFE CARE CENTER OF PENSACOLA		668	49	7%	717

# COVID-19: testing by laboratory

Data through Apr 24, 2021 verified as of Apr 25, 2021 at 09:25 AM

Data in this report are provisional and subject to change.

The numbers in the table below represent the number of Florida and non-Florida residents for whom test results were received by the Department of Health. A person can be tested by more than one laboratory and can have both positive and negative results. **Therefore, the sum of the numbers in each column will be larger than the total number of people tested.**

Reporting lab	Inconclusive	Negative	Positive	Percent positive	Total
GRAND COURT TAMPA		701	4	1%	705
ARTHREX MEDICAL CENTER	1	561	140	20%	702
MANOR PINES CONVALESCENT CENTER LLC	1	678	23	3%	702
APLS SERVICES LLC D/B/A CLEAR DIAGNOSTICS	13	677	12	2%	702
GULF COAST MOLECULAR LABORATORIES	13	577	107	15%	697
RAINBOW PEDIATRIC CENTER PA		653	43	6%	696
BALDWIN PEDIATRICS	1	664	31	4%	696
PREMIER MEDICAL LABORATORY SERVICES	2	468	225	32%	695
THE PRESERVE		685	10	1%	695
SUWANNEE HEALTH AND REHABILITATION CENTER		689	5	1%	694
NCH HEALTHCARE SYSTEM MICROBIOLOGY LAB		2	691	100%	693
LIFE CARE CENTER OF ORANGE PARK		659	32	5%	691
FORT MYERS INTERNAL MEDICINE, LLC		623	68	10%	691
JOHN KNOX VILLAGE HEALTH CENTER		661	28	4%	689
VETERANS AFFAIRS MEDICAL CENTER	1	45	640	93%	686
EDEN SPRINGS NURSING AND REHAB CENTER		573	111	16%	684
NATURE COAST MEDICAL GROUP		563	120	18%	683
PALM GARDEN OF CLEARWATER		662	18	3%	680
LIFEBRITE	2	459	218	32%	679
DIAMOND RIDGE HEALTH AND REHABILITATION		644	35	5%	679
MANOR CARE HEALTH SERVICES - FT MYERS		653	26	4%	679
DXTERITY DIAGNOSTICS	2	636	40	6%	678
MEDICAL FP – WHOLE FAMILY HEALTH CENTER		557	120	18%	677
NCH HEALTHCARE BONITA		534	141	21%	675
HOLMES REGIONAL MEDICAL CENTER		11	663	98%	674
TREE HOUSE PEDIATRICS PLLC		606	68	10%	674
MINI ER ADULT AND PEDIATRIC URGENT CARE		574	98	15%	672
CHILDRENS CLINIC WEST FLORIDA PEDIATRICS		616	54	8%	670
WATSON THERAPEUTICS INC	1	631	35	5%	667
WELL HEALTH WORKS	3	610	53	8%	666
MEDONE URGENT CARE AT ST. AUGUSTINE		225	440	66%	665
ST JOHN'S NURSING CENTER		637	24	4%	661
CLEWISTON NURSING AND REHABILITATION CENTER		647	14	2%	661
VITAS HEALTHCARE CORP OF CENTRAL FL		635	25	4%	660
MAYFLOWER ASSISTED LIVING		651	7	1%	658
GOLDEN GLADES NURSING & REHABILITATION CTR		638	20	3%	658
CLIFFORD CHESTER SIMS STATE VETERANS		645	12	2%	657
POINT OF CARE TESTING SITE		630	26	4%	656
RUSKIN HEALTH CENTER	1	411	241	37%	653
Signature HealthCare Center of Waterford		617	35	5%	652
MAVERICK LABS		461	190	29%	651
LIFE CARE CENTER OF HILLIARD		626	22	3%	648
WILLOW BROOKE COURT AT INDIAN RIVER ESTATES		601	45	7%	646
MID-FLORIDA PATHOLOGY		481	164	25%	645
ADVENT HEALTH - DELTONA ER		538	106	16%	644
BAPTIST PRIMARY CARE	2	523	119	18%	644
EMERALD SHORES HEALTH AND REHABILITATION		545	97	15%	642



# COVID-19: testing by laboratory

Data through Apr 24, 2021 verified as of Apr 25, 2021 at 09:25 AM

Data in this report are provisional and subject to change.

The numbers in the table below represent the number of Florida and non-Florida residents for whom test results were received by the Department of Health. A person can be tested by more than one laboratory and can have both positive and negative results. **Therefore, the sum of the numbers in each column will be larger than the total number of people tested.**

Reporting lab	Inconclusive	Negative	Positive	Percent positive	Total
HMA SANTA ROSA MEDICAL CENTER LLC DBA		518	123	19%	641
SEMINOLE NURSING PAVILION		632	8	1%	640
SHORE ACRES CARE CENTER		599	40	6%	639
NSPIRE HEALTHCARE MIAMI LAKES	8	614	15	2%	637
SAINTS 120 LLC	1	599	34	5%	634
PALM GARDEN OF TAMPA		604	30	5%	634
CARE ONE OF FLORIDA	1	454	176	28%	631
SIGNATURE HEALTHCARE OF BROOKWOOD GARDENS		620	11	2%	631
PHYSICIANS PRIMARY CARE LAB	1	552	77	12%	630
HEARTLAND PEDIATRICS OF LAKE WALES		567	62	10%	629
SOUTHERN LABORATORY SERVICES OF NWF		591	38	6%	629
VETERANS AFFAIRS MEDICAL CENTER - JAMES A HALEY			628	100%	628
QUOTIENT SCIENCES		603	22	4%	625
VALENCIA HILLS HEALTH AND REHABILITATION CENTER		610	15	2%	625
AMERICA'S PHARMACY LLC		551	74	12%	625
SABAL PALMS HEALTH AND REHAB		571	54	9%	625
BALDOMERO LOPEZ STATE VETERANS NURSING HOME	2	614	6	1%	622
CONSULATE HEALTHCARE OF VERO BEACH	14	525	83	13%	622
SEBASTIAN RIVER MEDICAL CENTER	3	441	176	28%	620
OCALA FAMILY MEDICAL CENTER INC	2	540	77	12%	619
MANOR CARE NURSING CENTER OF SARASOTA FL LLC		529	87	14%	616
Plantation Bay Rehabilitation Center		587	24	4%	611
HOLY CROSS HOSPITAL		12	598	98%	610
CONTINENTAL CLINICAL RESEARCH, LLC		538	70	12%	608
CHILDRENS MEDICAL ASSOCIATION PA		539	68	11%	607
MICHAEL A MIDDLETON MD PA		575	32	5%	607
NAPLES CHILDREN'S URGENT CARE		534	73	12%	607
AFC URGENT CARE FAMILY CARE			607	100%	607
EXPRESS URGENT CARE LLC		1	602	100%	603
VILLA MARIA NURSING & REHAB CENTER INC	1	584	17	3%	602
THERADOC		152	450	75%	602
FHMG FLORIDA HOSPITAL MEDICAL GROUP		557	44	7%	601
PATIENTS FIRST - MAHAN DRIVE		164	436	73%	600
DASCENA, INC	3	537	60	10%	600
PALM GARDEN OF ORLANDO		565	34	6%	599
HARBOUR HEALTH CENTER		581	17	3%	598
FLORIDA HOSPITAL WAUCHULA		450	147	25%	597
SOLARIS HEALTHCARE LAKE CITY		491	101	17%	592
BROOKDALE FORT MYERS CYPRESS LAKE		590	2	0%	592
PALMETTO FAMILY HEALTHCARE	1	384	204	35%	589
UNIVERSITY OF TAMPA INC, THE		568	21	4%	589
AFC URGENT CARE SEMINOLE	1		586	100%	587
SHORELINE PHYSICIAN GROUP		364	222	38%	586
WELL-BEING MEDICAL CENTER PLLC		529	56	10%	585
PIONEER CLINICAL LAB LLC		475	108	19%	583
QUALITOX LABORATORIES		399	184	32%	583
AFC URGENT CARE		167	413	71%	580

# COVID-19: testing by laboratory

Data through Apr 24, 2021 verified as of Apr 25, 2021 at 09:25 AM

Data in this report are provisional and subject to change.

The numbers in the table below represent the number of Florida and non-Florida residents for whom test results were received by the Department of Health. A person can be tested by more than one laboratory and can have both positive and negative results. **Therefore, the sum of the numbers in each column will be larger than the total number of people tested.**

Reporting lab	Inconclusive	Negative	Positive	Percent positive	Total
FLORIDA DEPARTMENT OF HEALTH IN CALHOUN COUNTY		442	138	24%	580
URGENT CARE EXPRESS LLC		234	346	60%	580
PALM GARDEN OF OCALA		478	99	17%	577
FOUNTAIN MANOR HEALTH AND REHAB CENTER	1	556	20	3%	577
FLORIDA HOSPITAL MEDICAL GROUP		339	237	41%	576
PRINCIPLE LABORATORY	8	552	16	3%	576
HOPE HOSPICE AND COMMUNITY SERVICES INC	14	540	21	4%	575
MEDICAL VB		451	121	21%	572
TENNESSEE DOH - NASHVILLE	2	504	66	12%	572
PEDIATRICS IN BREVARD PA		510	61	11%	571
ECCOLAB GROUP	1	148	418	74%	567
MANOR OAKS NURSING & REHAB CENTER	5	559	2	0%	566
INTERNAL MEDICINE & PEDIATRICS OF TAMPA BAY PA		489	76	13%	565
HEALTH CENTER AT BRENTWOOD	1	518	46	8%	565
AFC URGENT CARE TYRONE		4	560	99%	564
PREMIER MEDICAL CENTER LLC	11	524	28	5%	563
NEW YORK HOSPITAL LABORATORIES	1	545	16	3%	562
The Manor at Blue Water Bay		500	61	11%	561
ADVENTHEALTH MEDICAL GROUP PROMPT CAR	1	417	143	25%	561
NEMOURS CHILDERN'S HOSPITAL		453	108	19%	561
ADVENT HEALTH - WESTCHASE ER		482	76	14%	558
PALM GARDEN OF JACKSONVILLE☐	2	474	80	14%	556
DOH – INDIAN RIVER		466	90	16%	556
RICARDO NAVARRO DO PA		470	84	15%	554
The Sands at South Beach		549	4	1%	553
VETERANS AFFAIRS MEDICAL CENTER - GAINESVILLE		3	550	99%	553
ARCPOINTS LABS		484	68	12%	552
VETERANS AFFAIRS MEDICAL CENTER - BAY PINES		18	530	97%	548
WEST GABLES HEALTH CARE CENTER		537	11	2%	548
VITAE DIAGNOSTICS		534	13	2%	547
NCF DIAGNOSTICS & DNA TECHNOLOGIES	15	213	318	58%	546
THE PALACE AT HOMESTEAD	1	523	21	4%	545
COASTAL URGENT CARE		428	116	21%	544
FIRST CHOICE PEDIATRICS		434	109	20%	543
DOCTORS CENTER,THE		432	111	20%	543
LAUDERDALE NURSING CENTER LLC	1	523	19	3%	543
MEMORIAL PEMBROKE 24/7 CARE CENTER		417	126	23%	543
SUNSHINE URGENT CARE LLC		387	154	28%	541
CITRUS NURSING CENTER LLC		491	47	9%	538
EXPERTUS LABORATORIES INC		447	91	17%	538
NORTH FLORIDA REHABILITATION & SPECIALTY CARE☐		529	9	2%	538
RIVER GARDEN HEBREW HOME FOR THE AGED		481	56	10%	537
ADVENT HEALTH - TIMBERRIDGE ER		455	82	15%	537
BENTON PEDIATRICS INC		480	57	11%	537
NURSING PLUS OF BROWARD LLC	1	514	22	4%	537
PALM BEACH COUNTY FIREFIGHTERS HEALTH CLINIC, LLC		458	78	15%	536
FLOMEDILAB		301	235	44%	536

# COVID-19: testing by laboratory

Data through Apr 24, 2021 verified as of Apr 25, 2021 at 09:25 AM

Data in this report are provisional and subject to change.

The numbers in the table below represent the number of Florida and non-Florida residents for whom test results were received by the Department of Health. A person can be tested by more than one laboratory and can have both positive and negative results. **Therefore, the sum of the numbers in each column will be larger than the total number of people tested.**

Reporting lab	Inconclusive	Negative	Positive	Percent positive	Total
ANCIENT CITY PEDIATRICS	1	512	22	4%	535
SANDBAY URGENT CARE		433	100	19%	533
CHAUTAUQUA REHABILITATION AND NURSING CENTER		519	11	2%	530
HOSPICE OF THE FLORIDA SUNCOAST,THE		524	5	1%	529
JACKSON MEMORIAL LONG TERM CARE CENTER		496	32	6%	528
MED FAST URGENT CARE CENTER		260	268	51%	528
JACKSON MEMORIAL PERDUE MEDICAL CENTER		500	28	5%	528
MEDICAL CENTER CLINIC-IMMEDIATE CARE	1	423	104	20%	528
PALM GARDEN OF WINTER HAVEN	3	504	16	3%	523
LIFE CARE CENTER OF WINTER HAVEN		502	20	4%	522
HERON POINTE HEALTH AND REHABILITATION	1	518	3	1%	522
LIFE CARE CENTER OF PALM BAY□		493	28	5%	521
FLORIDA HOSPITAL HEARTLAND MED CTR LAKE PLACID		405	114	22%	519
STEWART SEBASTIAN RIVER MEDICAL CENTER		462	57	11%	519
FLORIDA DEPARTMENT OF HEALTH CLAY COUNTY	1	418	99	19%	518
DBI HEALTH INC		502	15	3%	517
ENZO CLINICAL LABS INC	3	487	26	5%	516
HILLCREST HEALTH CARE & REHABILITATION CENTER	3	498	15	3%	516
ORLANDO HEALTH CENTER FOR REHABILITATION		502	14	3%	516
Good Samaritan Society Kissimmee Village		451	65	13%	516
SUSANNA WESLEY HEALTH CENTER		478	37	7%	515
ST CLOUD REGIONAL MEDICAL CENTER CLINICAL LAB		394	121	23%	515
BROWARD PARTNERSHIP	6	500	8	2%	514
CARENOW	2	285	227	44%	514
Palm Garden of Largo		510	4	1%	514
MEDFAST URGENT CARE CENTERS		231	283	55%	514
Solaris Healthcare Daytona	2	462	48	9%	512
LITTLE PINE PEDIATRICS PLLC	3	448	61	12%	512
SOLARIS HEALTHCARE OSCEOLA		484	25	5%	509
MEMPHIS PATHOLOGY LABORATORY	5	479	24	5%	508
PW WINDERMERE SUBTENANT LLC		504	3	1%	507
PARKLANDS FACILITY INC	4	460	42	8%	506
NEW PLANT CITY FAMILY CARE	1	281	223	44%	505
ADDINGTON PLACE AT WELLINGTON GREEN		493	11	2%	504
PEDIATRIC ASSOCIATES OF OCALA PA		463	40	8%	503
PEDIATRICS BY THE SEA		477	26	5%	503
FLO-MEDILAB SERVICES LLC		194	309	61%	503
ORLANDO VA MEDICAL CENTER		2	500	100%	502
PORT SAINT LUCIE HOSPITAL		493	9	2%	502
ASCEND CLINICAL	7	415	80	16%	502
GANDY CROSSING CARE CENTER	1	484	16	3%	501
ORLANDO ORTHOPAEDIC OUTPATIENT SURGERY CENTER LLC		497	4	1%	501
MANOR AT CARPENTERS		469	32	6%	501
CLINICAL PATHOLOGY LABS		388	111	22%	499
PLANT CITY PEDIATRICS	1	394	104	21%	499
Ocala Health and Rehabilitation Center		476	23	5%	499
MAGNOLIA FAMILY URGENT CARE		452	47	9%	499

# COVID-19: testing by laboratory

Data through Apr 24, 2021 verified as of Apr 25, 2021 at 09:25 AM

Data in this report are provisional and subject to change.

The numbers in the table below represent the number of Florida and non-Florida residents for whom test results were received by the Department of Health. A person can be tested by more than one laboratory and can have both positive and negative results. **Therefore, the sum of the numbers in each column will be larger than the total number of people tested.**

Reporting lab	Inconclusive	Negative	Positive	Percent positive	Total
NORTH FLORIDA RETIREMENT VILLAGE		494	4	1%	498
BROOKSVILLE HEALTHCARE CENTER LLC		484	13	3%	497
DIGNITY HEALING, LLC		477	17	3%	494
GOOD SAMARITAN CENTER		491	3	1%	494
TRINITY REGIONAL REHAB CENTER		471	23	5%	494
STARKE FAMILY MEDICAL CENTER		400	93	19%	493
BAPTIST PRIMARY CARE, INC		461	31	6%	492
Quest Diag Unspecifd	1	326	163	33%	490
Cypress Cove Care Center		387	100	21%	487
FAIRWAY OAKS CENTER LLC	6	473	6	1%	485
MEDIPATH		57	427	88%	484
ASSOCIATESMD MEDICAL GROUP INC		413	71	15%	484
ATLANTIC SHORES NURSING AND REHAB CENTER	1	472	11	2%	484
Life Care Center of Punta Gorda	1	467	15	3%	483
BONIFAY NURSING AND REHAB CENTER		452	31	6%	483
VITAS LUTHERAN TOWERS INPATIENT PROGRAM		418	65	13%	483
THE VILLAGES REGIONAL HOSPITAL FREESTANDING		437	46	10%	483
UNIVERSITY OF CENTRAL FLORIDA HEALTH SERVICES		463	20	4%	483
NEW YORK PRESBYTERIAN - CUMC CLINICAL		463	19	4%	482
FLORIDA STATE HOSPITAL CLINICAL LABORATORY		479	3	1%	482
CONSULATE HEALTH CARE OF BAYONET POINT	4	471	7	1%	482
HARTS HARBOR HEALTH CARE CENTER		457	24	5%	481
KINDRED HOSPITAL	10	449	22	5%	481
MOOSEHAVEN HEALTH CENTER		437	43	9%	480
TIDEWELL HOSPICE INC	2	470	7	1%	479
Solaris HealthCare Windermere		446	33	7%	479
Colonial Lakes Health Care		434	45	9%	479
WHITE-WILSON MEDICAL CENTER - NICEVILLE		428	50	10%	478
NAVAL HOSPITAL - JACKSONVILLE		137	340	71%	477
MOBILE MEDICAL ASSOCIATES PL	17	408	52	11%	477
ENCOMPASS HEALTH REHABILITATION HOSPITAL OF SUNRISE	8	462	7	1%	477
Consulate Health Care of North Fort Myers		463	13	3%	476
ADVENTHEALTH EXPRESS CARE AT WALGREENS 49TH STREET		405	71	15%	476
WILLISTON CARE CENTER		413	63	13%	476
JAMES A HALEY VETERANS HOSPITAL			475	100%	475
EPN URGENT CARE		83	392	83%	475
MEDSCAN LABORATORY INC	1	256	217	46%	474
VITAS HEALTHCARE CORPORATION		468	5	1%	473
EMED LABS, LLC	3	454	15	3%	472
EMERALD COAST PEDIATRICS & ADOL		408	64	14%	472
Q ANSWER LAB	1	410	59	13%	470
Parkview Rehabilitation Center at Winter Park		459	10	2%	469
Darcy Hall Of Life Care		456	13	3%	469
NTD_EUROFINS_AIMS		429	40	9%	469
PINES OF SARASOTA		459	9	2%	468
ABBAY DELRAY		461	6	1%	467
CLERMONT HEALTH AND REHABILITATION CENTER		434	32	7%	466



# COVID-19: testing by laboratory

Data through Apr 24, 2021 verified as of Apr 25, 2021 at 09:25 AM

Data in this report are provisional and subject to change.

The numbers in the table below represent the number of Florida and non-Florida residents for whom test results were received by the Department of Health. A person can be tested by more than one laboratory and can have both positive and negative results. **Therefore, the sum of the numbers in each column will be larger than the total number of people tested.**

Reporting lab	Inconclusive	Negative	Positive	Percent positive	Total
LA MER NH LLC☐		458	8	2%	466
BROOKDALE PALMER RANCH	1	407	57	12%	465
HEALTHY STEPS PEDIATRICS		416	49	11%	465
ELLENTON PEDIATRICS		445	19	4%	464
SOLARIS HEALTHCARE MERRITT ISLAND		412	52	11%	464
SANTA ROSA CENTER FOR REHABILITATION AND HEALING		392	71	15%	463
AMEERAH LABS, LLC	2	376	84	18%	462
UNIVERSITY OF TAMPA STUDENT HEALTH AND SHC CLINICAL LABORATORY		293	168	36%	461
THE PALACE MANAGEMENT - THE PALACE AT CORAL GABLES		458	3	1%	461
THE SPRINGS AT BOCA CIEGA BAY		449	11	2%	460
AMBULATORY SURGERY CENTER OF BOCA RATON LTD		453	4	1%	457
CLARIDGE HOUSE NURSING CENTER		437	18	4%	455
OKEECHOBEE COUNTY HEALTH DEPT	1	333	121	27%	455
Manatee Springs Rehabilitation and Nursing Center		434	20	4%	454
University Crossing		451	2	0%	453
PENSACOLA PEDIATRICS MILTON		394	58	13%	452
FAMILY EXPRESS URGENT CARE		5	446	99%	451
PRO HEALTH		202	248	55%	450
SOLARIS HEALTHCARE BAYONET POINT		431	19	4%	450
MANOR CARE OF BOYNTON BEACH LLC		423	24	5%	447
SMA SPECIALTY MEDICAL LAB		120	327	73%	447
DIAMOND RIDGE HEALTH AND REHABILITATION CENTER		424	22	5%	446
MIDWAY SPECIALTY CARE CENTER	3	327	114	26%	444
ST ANDREWS BAY SKILLED NURSING &		382	61	14%	443
TUSKAWILLA NURSING AND REHAB CENTER	2	434	7	2%	443
FAMILY CARE PARTNERS OF NORTHEAST FLORIDA LLC		365	78	18%	443
ROLLINS COLLEGE WELLNESS CENTER		130	313	71%	443
EMERITUS AT NAPLES	2	439	1	0%	442
ORCHARD PARK HEALTH & REHABILITATION		434	6	1%	440
HEALTHWORKS MED GROUP OF FLORIDA PA	3	427	9	2%	439
TREASURE COAST COMMUNITY HEALTH	3	362	74	17%	439
PALM GARDEN OF WEST PALM BEACH☐	4	419	15	3%	438
BROOKDALE LAKE TAVARES		431	7	2%	438
INDIAN RIVER CTR, LLC		386	52	12%	438
ST PETERSBURG PEDIATRICS-PARK BLVD		395	42	10%	437
Bardmoor Oaks Healthcare and Rehabilitation Center		422	14	3%	436
ST PETERSBURG PEDIATRICS-SEMINOLE BLVD		362	73	17%	435
WATERMARK LAKE POINTE WOODS LLC		417	18	4%	435
ABBOTT DIAGNOSTICS		409	26	6%	435
AYERS HEALTH & REHABILITATION CENTER		427	7	2%	434
BODYK		424	10	2%	434
APP-UNIPATH, LLC	2	416	15	3%	433
MANORCARE HEALTH SERVICES - VENICE		375	56	13%	431
BHA TITUSVILLE CLINIC		401	30	7%	431
VILLAGE DOCTORS OF KEYSTONE		342	88	20%	430
FLORIDA DEPT OF HEALTH IN BREVARD COUNTY	3	364	63	15%	430
AVECINA MEDICAL JULINGTON	1	240	189	44%	430

# COVID-19: testing by laboratory

Data through Apr 24, 2021 verified as of Apr 25, 2021 at 09:25 AM

Data in this report are provisional and subject to change.

The numbers in the table below represent the number of Florida and non-Florida residents for whom test results were received by the Department of Health. A person can be tested by more than one laboratory and can have both positive and negative results. **Therefore, the sum of the numbers in each column will be larger than the total number of people tested.**

Reporting lab	Inconclusive	Negative	Positive	Percent positive	Total
Bayside Care Center	1	408	20	5%	429
SEASIDE HEALTH AND REHABILITATION CENTER		369	59	14%	428
AZALEA TRACE PHYSICIAN SERVICES		421	7	2%	428
BLOUNTSTOWN REHABILITATION CENTER LLC		321	107	25%	428
SAMANTHA WILSON CARE CENTER	4	413	11	3%	428
Heartland Healthcare of Ft. Myers	1	424	3	1%	428
HOLISTIX TREATMENT CENTERS		417	10	2%	427
LORI MCAULIFFE MD PA		382	45	11%	427
Destin Healthcare and Rehabilitation Center	1	385	40	9%	426
FLORIDA DEPARTMENT OF HEALTH IN LIBERTY COUNTY	3	324	97	23%	424
LEHIGH REGIONAL MEDICAL CENTER LAB	2	372	47	11%	421
GARCIA CLINICAL LABORATORY		28	392	93%	420
AVANTE AT OCALA INC	2	387	31	7%	420
ONESTOP MEDICAL AND URGENT CARE LLC		367	52	12%	419
MARION AND BERNARD L SAMSON NURSING CENTER		414	4	1%	418
PALMS OF SEBRING		379	37	9%	416
PARTICLE THEORY LABS		393	23	6%	416
PruittHealth Panama City	1	350	64	15%	415
FLORIDA DEPARTMENT OF HEALTH		361	52	13%	413
DIAGNOSTIC & CLINICAL CARE SERVICES INC DBA		329	84	20%	413
Timberridge Center for Rehabilitation and Healing		378	35	8%	413
INNOVATIVE GENOMICS, LLC	3	373	36	9%	412
ORCHARD RIDGE CARE AND REHABILITATION CENTER		393	19	5%	412
Life Care Center of Ocala		342	70	17%	412
HEALTH PARK CARE CENTER		404	7	2%	411
LIFE CARE PONTE VEDRA INC		398	12	3%	410
MINUTECLINIC LLC #3671		366	44	11%	410
SABAL DIRECT PRIMARY CARE, PA		332	78	19%	410
HEALTH CENTRAL PARK		342	67	16%	409
HARDEE COUNTY HEALTH DEPARTMENT		330	79	19%	409
LIFE HOPE LABS, LLC		398	11	3%	409
FLORIDA HEART & VASCULAR MULTISPECIALTY GROUP PA		306	102	25%	408
NATIONS BEST FAMILY HEALTH CARE		227	181	44%	408
TIDE LABORATORIES		362	45	11%	407
SUNLAND MARIANNA COX MEDICAL CENTER		364	43	11%	407
PEDIATRIC HEALTH CARE ALLIANCE, PA		365	42	10%	407
BRIDGEWATER PARK HEALTH AND REHAB		374	32	8%	406
WALGREENS 3173		369	37	9%	406
TRI-COUNTY NURSING AND REHABILITATION CENTER INC		389	15	4%	404
Solaris Healthcare Lake Bennet		366	38	9%	404
BOULEVARD REHABILITATION CENTER		388	16	4%	404
TAMARAC REHABILITATION & HEALTH CENTER		397	6	1%	403
METROPOLITAN HOSPITAL CENTER		394	7	2%	401
ELMCROFT PINECREST	1	373	27	7%	401
Bay Breeze Senior Living and Rehabilitation Center		347	53	13%	400
SUN COUNTRY PEDIATRICS PLLC	9	353	37	9%	399
HCSO OCCUPATIONAL HEALTH AND WELLNESS CENTER		321	78	20%	399



# COVID-19: testing by laboratory

Data through Apr 24, 2021 verified as of Apr 25, 2021 at 09:25 AM

Data in this report are provisional and subject to change.

The numbers in the table below represent the number of Florida and non-Florida residents for whom test results were received by the Department of Health. A person can be tested by more than one laboratory and can have both positive and negative results. **Therefore, the sum of the numbers in each column will be larger than the total number of people tested.**

Reporting lab	Inconclusive	Negative	Positive	Percent positive	Total
UR MEDICINE LABS- CENTRAL LABORATORY		373	26	7%	399
ADVENTHEALTH EXPRESS CARE AT		326	72	18%	398
PALM BEACH PEDIATRICS PA	2	344	52	13%	398
FLETCHER HEALTH AND REHABILITATION CENTER		395	3	1%	398
MEDFAST URGENT CARE CENTER		167	231	58%	398
HARDEE MANOR HEALTH CARE CENTER	1	390	4	1%	395
PENSACOLA PEDIATRICS, PA		378	16	4%	394
MINI ER AND URGENT CARE		289	105	27%	394
BAPTIST PRIMARY CARE INC	1	364	27	7%	392
Coastal Health and Rehabilitation Center		380	11	3%	391
BAY VILLAGE OF SARASOTA INC		388	3	1%	391
EXCEL PEDIATRICS		332	58	15%	390
BARBER		13	376	97%	389
SPECIALTY HEALTH AND REHABILITATION CENTER		362	25	6%	387
WIMAUMA COMMUNITY HEALTH CENTER		322	65	17%	387
ROSEWOOD HEALTH AND REHABILITATION CENTER		362	25	6%	387
CHEEK AND SCOTT DRUGS INC		317	68	18%	385
Stacey Health Care Centers Inc. dba Riverside Care Center		355	30	8%	385
OCEAN VIEW NURSING AND REHAB CENTER		363	22	6%	385
HENDRY REGIONAL MEDICAL CENTER		108	275	72%	383
AVANTE AT MT DORA		375	8	2%	383
BARTON HEALTH ALLIANCE	3	334	45	12%	382
SERENADES IN THE VILLAGES		329	53	14%	382
BOCA BIOLISTICS REFERENCE LABORATORY	3	253	126	33%	382
BROOKDALE PADDOCK HILLS	2	378	2	1%	382
SEA BREEZE REHAB AND NURSING CENTER		372	9	2%	381
RITECARE MEDICAL CENTER		291	90	24%	381
MADISON FACILITY INC		372	7	2%	379
GEORGIA PUBLIC HEALTH LABORATORY		353	26	7%	379
SIGNATURE HEALTHCARE OF NORTH FLORIDA		375	4	1%	379
ACCESS MEDICAL CENTER	1	344	33	9%	378
CORAL TRACE HEALTH CARE	2	371	5	1%	378
MINUTECLINIC LLC #3281		317	60	16%	377
24/7 PEDIATRIC CARE CENTERS INC		356	21	6%	377
BAYA PHARMACY WEST		8	368	98%	376
SOLARIS HEALTHCARE PARKWAY	2	355	18	5%	375
VILLAGE DOCTORS FAMILY MEDICAL CENTER OF		309	66	18%	375
FAIR HAVENS CENTER, OPCO		368	7	2%	375
Vi at Lakeside Village Skilled Nursing		359	15	4%	374
Life Care Center at Inverrary		362	10	3%	372
SPRINGTREE REHAB & HEALTH CARE CENTER		348	24	6%	372
BAYSHORE DIAGNOSTICS		328	44	12%	372
URGENT CARE BETHESDA	1	318	52	14%	371
MACDILL AIR FORCE BASE		330	41	11%	371
ST CATHERINE'S WEST REHABILITATION HOSPITAL		357	13	4%	370
JACKSONVILLE KIDS PEDIATRICS, PLLC		335	35	9%	370
INFORM DIAGNOSTICS		361	9	2%	370

# COVID-19: testing by laboratory

Data through Apr 24, 2021 verified as of Apr 25, 2021 at 09:25 AM

Data in this report are provisional and subject to change.

The numbers in the table below represent the number of Florida and non-Florida residents for whom test results were received by the Department of Health. A person can be tested by more than one laboratory and can have both positive and negative results. **Therefore, the sum of the numbers in each column will be larger than the total number of people tested.**

Reporting lab	Inconclusive	Negative	Positive	Percent positive	Total
VETERANS AFFAIRS MEDICAL CENTER - LAKE CITY		52	318	86%	370
KISSIMMEE FACILITY OPERATIONS LLC		345	24	7%	369
ADVENT HEALTH - TAMPA		148	221	60%	369
MY HEALTHY BLUEPRINT BY BAPTIST HEALTH CARE		309	60	16%	369
COLOR GENOMICS, INC.	3	359	6	2%	368
ARCPPOINT LABS OF SARASOTA MANATEE		285	83	23%	368
Solaris HealthCare Imperial		360	8	2%	368
TRENTON MEDICAL CENTER INC DBA PALMS MEDICAL GROUP	4	270	93	25%	367
BEAR CREEK NURSING CENTER		362	5	1%	367
EPWORTH VILLAGE RETIREMENT COMMUNITY		361	6	2%	367
SANFORD LABORATORIES		333	32	9%	365
NAIA		363	1	0%	364
BAPTIST HEALTH URGENT CARE AT PLANTATION		301	62	17%	363
FL HUD DESTIN, LLC D/B/A GRAND BOULEVARD HEALTH		324	39	11%	363
LAKE EUSTIS HEALTH AND REHABILITATION CENTER		354	8	2%	362
HAINES CITY REHABILITATION AND NURSING CENTER		338	24	7%	362
Solaris Healthcare Coconut Creek		356	6	2%	362
LASER & SURGERY CENTER OF THE PALM BEACHES		359	2	1%	361
Palmetto Subacute Care Center		350	11	3%	361
HOLIDAY CVS LLC DBA CVS/PHARMACY #0440		343	16	4%	359
ELMHURST HOSPITAL CENTER	1	328	30	8%	359
AVANTE AT LEESBURG INC		350	5	1%	355
ESTERO ISLAND MEDICAL CENTER		281	73	21%	354
Marshall Health and Rehabilitation Center		304	49	14%	353
COMMUNITY HEALTH AND REHABILITATION CENTER		290	63	18%	353
LUIS A GHIGLINO MD PA		342	11	3%	353
ADVANCED AMBULATORY SURGERY CENTER		339	13	4%	352
BAPTIST HEALTH SOUTH FLORIDA - WEST BOCA URGENT CARE		289	63	18%	352
MY CLINICAL LAB		223	129	37%	352
VILLAGE AT VIENNA SQUARE,THE	6	329	17	5%	352
PEACHTREE IMMEDIATE CARE		289	63	18%	352
TAVARES PEDIATRICS		298	53	15%	351
CORAL BAY HEALTHCARE AND REHABILITATION	1	338	12	3%	351
The Care Center at Pinellas Park	1	338	11	3%	350
FOUNTAIN INN NURSING & REHABILITATION CTR, INC		344	6	2%	350
MANOR CARE OF NAPLES FL LLC		344	4	1%	348
FAMILY CARE PARTNERS OF NE FLORIDA LLC		273	74	21%	347
RIVERS FAMILY MEDICINE PA		263	84	24%	347
SELECT REFERENCE LABORATORIES, LLC	1	333	12	3%	346
HEALTH DESIGNS		332	14	4%	346
USAFSAM/PHE		175	170	49%	345
FLORIDA HEALTH CARE PLANS			344	100%	344
ARGO SENIOR LIVING AT HAVERHILL		323	21	6%	344
SOUTHWEST ORLANDO FAMILY MEDICINE, PL		285	59	17%	344
RENAISSANCE AT THE TERRACES		340	3	1%	343
AVON PARK PEDIATRICS INC	3	302	37	11%	342
ADVENT HEALTH CENTRA CARE - PALM COAST		80	262	77%	342

# COVID-19: testing by laboratory

Data through Apr 24, 2021 verified as of Apr 25, 2021 at 09:25 AM

Data in this report are provisional and subject to change.

The numbers in the table below represent the number of Florida and non-Florida residents for whom test results were received by the Department of Health. A person can be tested by more than one laboratory and can have both positive and negative results. **Therefore, the sum of the numbers in each column will be larger than the total number of people tested.**

Reporting lab	Inconclusive	Negative	Positive	Percent positive	Total
The Grove Health and Rehabilitation		318	24	7%	342
HOLLEY NAVARRE MEDICAL CLINIC		263	79	23%	342
CRONOS CLINICAL LABORATORY	22	227	91	27%	340
PALMS REHABILITATION AND HEALTHCARE CENTER		302	38	11%	340
MEDICAL CENTER AT OCEAN REEF,THE		321	17	5%	338
FRICKS PHARMACY		275	63	19%	338
KEY WEST HEALTH AND REHAB	1	329	8	2%	338
DEPARTMENT OF HEALTH BUREAU OF FAMILY		329	8	2%	337
JACKSON PLAZA NURSING & REHAB CENTER	6	322	9	3%	337
AVENTURA REHAB AND NURSING CENTER		321	16	5%	337
MIAMI CEREBRAL PALSY RESIDENTIAL		334	1	0%	335
KENNEDY PAIN CLINIC GROUP LLC		301	34	10%	335
BAYFRONT MEDICAL		300	35	10%	335
REGENTS PARK OF BOCA RATON□		331	4	1%	335
LIFE BRITE	1	316	17	5%	334
NORTH PINELLAS STATMED QUICK QUALITY CLINICS		236	97	29%	333
VILLAGE PLACE NH LLC□		302	31	9%	333
Avante at St Cloud, Inc.		323	10	3%	333
LabCorp (Non-Interfaced)	2	129	201	61%	332
HOSPICE OF LAKE & SUMTER INC	1	323	8	2%	332
RULEME CENTER	2	300	30	9%	332
GOOD SAMARITAN SOCIETY-DAYTONA		311	21	6%	332
CITY OF PORT SAINT LUCIE		307	24	7%	331
DELTONA HEALTH CARE		307	24	7%	331
Life Care Center at Wells Crossing		309	21	6%	330
Concordia Village of Tampa AL		325	5	2%	330
JACKSONVILLE VA UNIVERSITY OPC	4	317	9	3%	330
PHYSICIANS REGIONAL WALK-IN		196	134	41%	330
MACCLENNY NURSING AND REHAB		311	18	5%	329
FLORIDA KEYS PEDIATRICS & ADOLESCENT CENTER		311	18	5%	329
POMPANO REHABILITATION AND NURSING CTR		324	4	1%	328
AMERICAN FINNISH NURSING HOME	2	317	8	2%	327
ROSEN MEDICAL CENTER		285	42	13%	327
Avante at Inverness		324	3	1%	327
Surrey Place Healthcare and Rehabilitation		324	2	1%	326
ST LUCIE EMPLOYEE HEALTH & WELLNESS CENTER		316	10	3%	326
SILVER CREEK SENIOR LIVING COMMUNITY		321	5	2%	326
ST JOSEPH'S HOSPITAL LABORATORY		1	325	100%	326
MANORCARE AT LELY PALMS		321	5	2%	326
LODGE HEALTH AND REHABILITATION CENTER, THE		292	33	10%	325
PIONEER CLINICAL LAB, LLC		212	113	35%	325
ST JAMES HEALTH AND REHABILITATION CENTER		237	87	27%	324
ST JUDE CHILDREN'S RESEARCH HOSPITAL		309	15	5%	324
SIGNATURE HEALTHCARE AT THE COURTYARD		277	47	15%	324
WESTCHESTER GARDENS LIMITED PARTNERSHIP		314	9	3%	323
SUNCOAST URGENT CARE		242	80	25%	322
REHABILITATION CENTER OF LAKE CITY, THE		294	28	9%	322

# COVID-19: testing by laboratory

Data through Apr 24, 2021 verified as of Apr 25, 2021 at 09:25 AM

Data in this report are provisional and subject to change.

The numbers in the table below represent the number of Florida and non-Florida residents for whom test results were received by the Department of Health. A person can be tested by more than one laboratory and can have both positive and negative results. **Therefore, the sum of the numbers in each column will be larger than the total number of people tested.**

Reporting lab	Inconclusive	Negative	Positive	Percent positive	Total
DAYTONA BEACH HEALTH AND REHAB CENTER		320	2	1%	322
EAST RIDGE RETIREMENT VILLAGE		318	3	1%	321
Life Care Center of Sarasota		307	13	4%	320
COLLIER COUNTY JAIL		318	2	1%	320
LUTHERAN HAVEN		311	9	3%	320
EDGEWATER AT WATERMAN VILLAGE,THE		303	16	5%	319
BIOCEPT		297	22	7%	319
PruittHealth Santa Rosa		225	94	29%	319
AVELLINO LAB USA, INC	1	304	13	4%	318
CRYSTAL RIVER HEALTH & REHAB		315	3	1%	318
HEATHER HILL HEALTHCARE CENTER		270	47	15%	317
ACCURATE DIAGNOSTIC LABS, INC		299	18	6%	317
Avante at Orlando	1	309	6	2%	316
TALLAHASSEE NHHI LLC	1	288	27	9%	316
MEDEXPRESS LUTZ		3	312	99%	315
BAY COUNTY SHERIFFS OFFICE JAIL FACILITY		262	53	17%	315
HUNT CLUB PEDIATRIC ASSOCIATES, P.A.		269	45	14%	314
CROSS POINTE CARE CENTER	2	305	6	2%	313
GENESIS MEDICAL LABORATORY MIAMI FL.		83	230	73%	313
NAPHCARE, INC AT MANATEE COUNTY JAIL		286	26	8%	312
STATMED QUICK QUALITY CLINIC AT NORTH PINELLAS		66	246	79%	312
GENETIC TECHNOLOGICAL INNOVATIONS, LLC		299	13	4%	312
CENTERSTONE OF FLORIDA☐		285	26	8%	311
HOMESTEAD MANOR	2	268	41	13%	311
TIERRA PINES CENTER		297	13	4%	310
OSPREY LODGE		248	59	19%	307
LAKELAND REGIONAL HEALTH SYSTEMS INC		39	266	87%	305
CLARE BRIDGE ORMOND BEACH	1	303			304
ENCOMPASS HEALTH REHABILITATION OF SEA PINES		303	1	0%	304
AFTER HOURS PEDIATRICS INC	1	1	301	99%	303
SILVERCREST HEALTH AND REHABILITATION CENTER	3	292	8	3%	303
LAKE PARK OF MADISON		291	11	4%	302
PERSONALIZED GENETIC TESTING	3	199	100	33%	302
ARDEN COURTS OF TAMPA☐	2	294	5	2%	301
CONSULATE HEALTH CARE OF SAFETY HARBOR		293	7	2%	300
ARCPPOINT LABS OF ST PETERSBURG		209	91	30%	300
SARAPATH DIAGNOSTICS		172	127	42%	299
BUENA VISTA URGENT CARE		264	34	11%	298
ELLENTON PEDIATRICS PA		280	18	6%	298
APOLLO HEALTH & REHABILITATION		290	7	2%	297
BROOKDALE DESTIN		284	12	4%	296
220 GOLDEN, LLC	1	279	16	5%	296
Chatsworth at PGA National, LLC		283	13	4%	296
CYPRESS COVE		289	6	2%	295
CONCIMED LLC		264	31	11%	295
LONGWOOD FAMILY PRACTICE		226	69	23%	295
PONTE VEDRA GARDENS		294	1	0%	295



# COVID-19: testing by laboratory

Data through Apr 24, 2021 verified as of Apr 25, 2021 at 09:25 AM

Data in this report are provisional and subject to change.

The numbers in the table below represent the number of Florida and non-Florida residents for whom test results were received by the Department of Health. A person can be tested by more than one laboratory and can have both positive and negative results. **Therefore, the sum of the numbers in each column will be larger than the total number of people tested.**

Reporting lab	Inconclusive	Negative	Positive	Percent positive	Total
WILLISTON PEDIATRICS PA	1	255	39	13%	295
ALLIANCE PEDIATRICS PA		288	7	2%	295
BAYA POINTE NURSING AND REHABILITATION		212	83	28%	295
Sunset Point Center		291	4	1%	295
HAVEN OF OUR LADY OF PEACE INC		286	8	3%	294
NORTHWEST MEDICAL CENTER CLINICAL LABORATORY		175	118	40%	293
GULF COAST MEDICAL CENTER		287	6	2%	293
WHITE WILSON MEDICAL IMMEDIATE CARE NICEVILLE		67	226	77%	293
FLORIDA ATLANTIC UNIVERSITY STUDENT HEALTH		242	51	17%	293
RIVERWOOD HEALTH NH LLC		254	39	13%	293
renaissance health and rehabilitation center		266	26	9%	292
BIOIQ		243	48	16%	291
HOLISTIC PEDIATRICS GROUP LLC		268	23	8%	291
PALM GARDEN OF GAINESVILLE	2	285	2	1%	289
STERLING HOUSE OF DELAND		288	1	0%	289
West Melbourne Health and Rehabilitation Center		288	1	0%	289
DE LUNA HEALTH AND REHABILITATION CENTER		266	23	8%	289
CONEY ISLAND HOSPITAL	1	277	11	4%	289
AUBURN UNIVERSITY MEDICAL CLINIC		227	62	21%	289
USA HEALTH UNIVERSITY HOSPITAL CLINICAL LABORATORY	1	278	10	3%	289
AMERICAN HEALTH ASSOCIATES INC	1	270	18	6%	289
DOCTORS MEMORIAL HOSPITAL		158	131	45%	289
Terrace Health and Rehab		283	4	1%	287
PEDIATRICS IN BREVARD PA- ROCKLEDGE		242	45	16%	287
W FRANK WELLS NURSING HOME		258	29	10%	287
WESTWOOD HEALTHCARE SNF		241	46	16%	287
RAPID RELIABLE TESTING NY LLC		274	12	4%	286
Solaris Senior Living North Naples ALF		277	9	3%	286
HIGHLANDS URGENT CARE			286	100%	286
ARBOR FACILITY INC		283	3	1%	286
LAKESIDE NEUROLOGIC		273	13	5%	286
AMERICAN RESEARCH LABS		249	36	13%	285
CHIPOLA HEALTH AND REHAB		266	18	6%	284
AURORA DIAGNOSTICS BERNHARDT LABORATORIES PATHOLOGY SERVICE		190	93	33%	283
DAVID SCOTT MADWAR MD PA□		254	29	10%	283
PROTEUS MOLECULAR AND CLINICAL LAB	1	169	112	40%	282
MIDWAY PRIMARY CARE, LLC	11	180	91	32%	282
JACKSONVILLE UNIVERSITY	1	266	15	5%	282
CHIPOLA MEDICAL ASSOCIATES, LLC		205	76	27%	281
PAVILION FOR HEALTHCARE, THE		278	3	1%	281
PALMS FACILITY INC		264	16	6%	280
HARBOURWOOD	1	272	7	3%	280
VETERANS AFFAIRS MEDICAL CENTER - MIAMI		2	277	99%	279
FARAH MEDICAL		263	15	5%	278
BROWARD NURSING & REHABILITATION CTR	8	256	14	5%	278
MEDICATION ROOMS-CSU/CI NURSE STATION	1	264	13	5%	278
SIGNATURE HEALTHCARE OF ORANGE PARK		274	4	1%	278

# COVID-19: testing by laboratory

Data through Apr 24, 2021 verified as of Apr 25, 2021 at 09:25 AM

Data in this report are provisional and subject to change.

The numbers in the table below represent the number of Florida and non-Florida residents for whom test results were received by the Department of Health. A person can be tested by more than one laboratory and can have both positive and negative results. **Therefore, the sum of the numbers in each column will be larger than the total number of people tested.**

Reporting lab	Inconclusive	Negative	Positive	Percent positive	Total
BRENTWOOD RETIREMENT COMMUNITY	5	239	34	12%	278
Rehabilitation Center for Park Place LLC		266	11	4%	277
Crossbreeze care center	1	274	2	1%	277
PRUITT HEALTH-SANTA ROSA		275	2	1%	277
LAKE VIEW CARE CENTER AT DELRAY		270	6	2%	276
FIRST CHOICE PEDIATRICS INC		242	34	12%	276
VILLAGES REGIONAL HOSPITAL SURGERY CENTER LLC, THE		218	58	21%	276
JUPITER MEDICAL CENTER URGENT CARE - STUART		210	66	24%	276
Chatham Glen Healthcare and Rehabilitation Center		266	9	3%	275
ST VINCENT'S AMBULATORY CARE INC DBA	2	238	35	13%	275
PROFESSIONAL URGENT CARE SERVICES		224	51	19%	275
AMELIA MEDICAL CARE		118	156	57%	274
Glades West Rehabilitation and Nursing Center		266	8	3%	274
NASSAU COUNTY JAIL		229	45	16%	274
FIRST CHOICE PRIMARY CARE		216	56	21%	272
WASHINGTON REHAB AND NURSING		262	10	4%	272
BOND CLINIC, PA		201	70	26%	271
HEARTLAND PEDIATRICS OF LAKE PLACID PA	1	238	32	12%	271
SANDY PINES	2	226	43	16%	271
PBC FIREFIGHTER BENEFIT FUND WELLNESS CENTER		225	45	17%	270
PREMIER PLACE AT THE GLENVIEW		261	9	3%	270
ADVENT HEALTH CARE CENTER	9	246	14	5%	269
FAMILY MEDICAL CARE OF PALM BEACH		190	79	29%	269
WALGREENS 10670		234	35	13%	269
ATLANTIC URGENT CARE		186	82	31%	268
ADVENT HEALTH CENTRA CARE - ORMOND BEACH		113	155	58%	268
ST MARK VILLAGE	1	261	5	2%	267
AMERICAN ESOTERIC LAB-BIRMINGHAM		263	4	1%	267
DOS OF NORTH SHORES NURSING & REHAB CENTER		267			267
JUPITER MEDICAL CENTER URGENT CENTER		220	47	18%	267
SURREY PLACE CARE CENTER		259	7	3%	266
D PEDIATRICS		243	22	8%	265
SERANADES BY SONATA WEST ORANGE		236	29	11%	265
THE PLAYERS CHAMPIONSHIP		265			265
SUNRISE DIAGNOSTIC LABORATORY		212	53	20%	265
Cross Gardens Care Center		263	1	0%	264
SHC College Park		262	2	1%	264
FORT MYERS REHABILITATION AND NURSING CENTER		237	26	10%	263
MILLENNIUM PHYSICIAN GROUP LLC		228	34	13%	262
NADAL PEDIATRICS		217	44	17%	261
CLIFFORD CHESTER SIMS VA NURSING HOME		251	9	3%	260
BRADEN RIVER REHABILITATION CENTER LLC		258	2	1%	260
NORTH FLORIDA PEDIATRICS - MARIANNA		220	40	15%	260
PORT CHARLOTTE HMA		230	30	12%	260
CONSULATE HEALTHCARE OF KISSIMMEE		247	12	5%	259
COLLIER PHARMACY		208	51	20%	259
LEESBURG PEDIATRICS		222	36	14%	258



# COVID-19: testing by laboratory

Data through Apr 24, 2021 verified as of Apr 25, 2021 at 09:25 AM

Data in this report are provisional and subject to change.

The numbers in the table below represent the number of Florida and non-Florida residents for whom test results were received by the Department of Health. A person can be tested by more than one laboratory and can have both positive and negative results. **Therefore, the sum of the numbers in each column will be larger than the total number of people tested.**

Reporting lab	Inconclusive	Negative	Positive	Percent positive	Total
ADVENT HEALTH - ORLANDO		195	63	24%	258
Jacaranda Manor		256	2	1%	258
HOSPICE OF ST FRANCIS INC□		251	7	3%	258
FLORIDA WOMAN CARE LABORATORY LLC		232	26	10%	258
AZALEA TRACE		245	13	5%	258
MIAMI JEWISH HEALTH SYSTEMS, INC	4	243	10	4%	257
LAKEVIEW INTERNAL MEDICINE		195	62	24%	257
TERRACES OF LAKE WORTH CARE CENTER□		245	12	5%	257
MARTIN MEMORIAL MEDICAL CENTER LAB		128	129	50%	257
BAYVIEW CENTER		250	5	2%	255
VI AT BENTLEY VILLAGE HOME CARE		254	1	0%	255
AVANTE AT ORMOND BEACH INC		247	8	3%	255
PHYSICIANS PRIMARY CARE OF SOUTHWEST FLORIDA	1	236	17	7%	254
STAR CARE		212	41	16%	253
SHELL POINT VILLAGE MEDICAL CENTER		246	7	3%	253
KR at Hillsborough Lakes/Lutz Healthcare		242	10	4%	252
SEAVIEW NURSING AND REHABILITATION CENTER		242	10	4%	252
STUART - FAIRGROUNDS		219	32	13%	251
BUREAU OF CLINICAL LABORATORIES		209	42	17%	251
FLORIDA CLINICAL LABORATORY-BIOREFERENCE LABORATORIES		99	152	61%	251
VETERANS AFFAIRS ORLANDO VA MEDICAL CENTER			251	100%	251
FELLOWSHIP HOME AT THE FAIRWAY LLC		244	7	3%	251
MARTIN ACQUISITION 1 LLC DBA		236	14	6%	250
HCTB INC		202	46	19%	248
CARRINGTON PLACE OF ST PETE LLC		242	6	2%	248
HOMESTEAD VILLAGE		237	11	4%	248
UCC - WELLINGTON		3	245	99%	248
Consulate Health Care of St. Petersburg		240	7	3%	247
ADVENTHEALTH EXPRESS CARE AT WESLEY CH		218	29	12%	247
EVENT MED SERVICES LABORATORY		242	5	2%	247
AVECINA MOBILE		121	125	51%	246
Heritage Healthcare at Tallahassee		239	7	3%	246
ROSEWOOD HEALTHCARE & REHABILITATION CENTER		239	6	2%	245
ST AUGUSTINE HEALTH & REHAB CENTER		244	1	0%	245
Sunnyside Nursing Home		241	3	1%	244
REGENTS PARK AT AVENTURA		229	15	6%	244
IMA MEDICAL GROUP		169	75	31%	244
MALABAR/ADVENT CENTRA CARE		48	196	80%	244
WHITE WILSON MEDICAL CENTER IMMEDIATE CARE		135	108	44%	243
TRUE NORTH HEALTH NAVIGATION LLC DBA DISPATCHHEALTH	1	203	39	16%	243
Orchid Cove at Sarasota		242	1	0%	243
ARCHER HEALTH VENTURES, LLC		217	25	10%	242
BARTRAM CROSSING		242			242
QUICK CARE MED LLC	1	185	56	23%	242
TGH		1	241	100%	242
GOOD SAMARITAN CARES		236	5	2%	241
EDGEWOOD NURSING CENTER		231	10	4%	241

# COVID-19: testing by laboratory

Data through Apr 24, 2021 verified as of Apr 25, 2021 at 09:25 AM

Data in this report are provisional and subject to change.

The numbers in the table below represent the number of Florida and non-Florida residents for whom test results were received by the Department of Health. A person can be tested by more than one laboratory and can have both positive and negative results. **Therefore, the sum of the numbers in each column will be larger than the total number of people tested.**

Reporting lab	Inconclusive	Negative	Positive	Percent positive	Total
CCS - JOSEPH V CONTE		239	2	1%	241
ST ANTHONYS REHABILITATION HOSPITAL	9	230	2	1%	241
PALM GARDEN OF AVENTURA		236	4	2%	240
OAKBROOK HEALTH AND REHABILITATION CENTER	1	225	14	6%	240
CLARE BRIDGE OF SARASOTA		238	2	1%	240
STERLING HOUSE OF WINTER HAVEN		237	3	1%	240
LAKE SIDE HEALTH CENTER		240			240
AMERICAN HOUSE SENIOR LIVING		189	51	21%	240
SOUTHLAND SUITES OF ORMOND BEACH	4	236			240
SPRINGS AT LAKE POINTE WOODS		237	2	1%	239
ORANGE COUNTY HEALTH DEPT		228	11	5%	239
PATHWAY PHARMACY		201	38	16%	239
PADDOCK RIDGE		235	3	1%	238
Flagler Health and Rehabilitation		235	3	1%	238
Lake Port Square Health Center		219	17	7%	236
Avante at Lake Worth, Inc.		232	4	2%	236
OAK HAMMOCK AT THE UNIVERSITY OF FLORIDA		229	6	3%	235
FLORIDA HEALTH CARE PLAN INC		2	233	99%	235
SAMIR EBEID MD		212	23	10%	235
CAREATC, INC.	1	226	8	3%	235
BAY TREE CARE AND REHABILITATION CENTER		197	38	16%	235
GUEST HOUSE OCALA, THE		225	9	4%	234
MANDARIN PEDIATRICS		210	23	10%	233
LCS SANDHILL COVE LLC DBA	6	218	9	4%	233
SOLARIS SENIOR LIVING VERO BEACH		224	8	3%	232
life Care Center of Melbourne		215	17	7%	232
ADVANCED MEDICAL GROUP		1	231	100%	232
CAREATC CITY OF TAMPA	8	188	35	15%	231
ARDEN COURTS OF FORT MYERS		224	7	3%	231
THE RESIDENCE AT TIMBER PINES	4	202	25	11%	231
Signature healthcare of Jacksonville		226	5	2%	231
ManorCare Health Services-Palm Harbor	1	229	1	0%	231
CARENOW LAKE MARY		45	186	81%	231
PINELLAS CARE CENTER		195	35	15%	230
LYNN HAVEN SPORTS COMPLEX-WALKON CLINIC		21	209	91%	230
NORTH FLORIDA PEDIATRICS PA - DUVAL		201	29	13%	230
ADVENT HEALTH - PALM HARBOR ER		182	47	21%	229
KINDRED HOSPITAL THE PALM BEACHES		224	5	2%	229
FORT PIERCE HEALTH CARE		222	7	3%	229
Lakewood Nursing Center		198	31	14%	229
CHILDREN MED CARE INC		195	33	14%	228
MORSELIFE MEMORY CARE RESIDENCE		219	9	4%	228
A PLUS PEDIATRICS		200	28	12%	228
ASCENSION MEDICAL GROUP		5	223	98%	228
WIREGRASS DIRECT PRIMARY CARE PLLC		190	36	16%	226
ST PETERSBURG PEDIATRICS-EAST BAY	1	190	35	15%	226
PARKS HEALTHCARE & REHABILITATION CTR	4	211	11	5%	226

# COVID-19: testing by laboratory

Data through Apr 24, 2021 verified as of Apr 25, 2021 at 09:25 AM

Data in this report are provisional and subject to change.

The numbers in the table below represent the number of Florida and non-Florida residents for whom test results were received by the Department of Health. A person can be tested by more than one laboratory and can have both positive and negative results. **Therefore, the sum of the numbers in each column will be larger than the total number of people tested.**

Reporting lab	Inconclusive	Negative	Positive	Percent positive	Total
SUNLIFE PHARMACY		197	28	12%	225
ALLSOUTH URGENT CARE		52	173	77%	225
ADVENT HEALTH - LAKE NONA		193	32	14%	225
NSPIRE HEALTHCARE LAUDERHILL		219	6	3%	225
PARK MEADOWS HEALTH AND REHABILITATION CENTER		224	1	0%	225
ESCAMBIA COUNTY JAIL	2	168	54	24%	224
DISCOVERY VILLAGE AT MELBOURNE		197	27	12%	224
BARBARA O'REILLY MD PA		220	4	2%	224
RIVERSIDE RECOVERY OF TAMPA		223	1	0%	224
LEHIGH VALLEY GENOMICS			223	100%	223
INN AT ASTON GARDENS, THE		215	8	4%	223
CONSULATE HEALTH CARE OF MELBOURNE		218	5	2%	223
CORAL GABLES NURSING & REHABILITATION CENTER		213	10	4%	223
CORAL REEF NURSING & REHABILITATION CENTER		215	8	4%	223
COLONY CLUB ALF,THE	1	208	13	6%	222
The Ponce Therapy Care Center		218	4	2%	222
ARDEN COURTS OF SEMINOLE		181	41	18%	222
WALGREENS 4915	1	197	24	11%	222
BORLAND GROOVER CLINIC	1	184	37	17%	222
CCS - PAUL REIN DETENTION FACILITY		156	66	30%	222
VITAS HEALTHCARE CORPORATION OF FL		207	15	7%	222
PINNACLES PEDS CARE PA		222			222
BAY VUE NURSING AND REHABILITATION CENTER		210	11	5%	221
FLAGLER COUNTY DETENTION CENTER		208	13	6%	221
GEORGE SAFRAN MD PC		207	14	6%	221
DOCTORS MEMORIAL FAMILY MEDICINE	2	153	66	30%	221
VIERA DEL MAR HEALTH AND REHABILITATION CENTER		209	12	5%	221
CONCORD LIFE SCIENCES LLC	2	201	17	8%	220
SUPERIOR RESIDENCES OF PANAMA CITY BEACH		213	7	3%	220
Boynton Beach Rehabilitation Center	2	213	5	2%	220
Avante at Melbourne		214	5	2%	219
WOOD LAKE HEALTH AND REHABILITATION CENTER		219			219
LAKE REGIONAL URGENT CARE		12	207	95%	219
ANGELS DIAGNOSTIC GROUP		174	45	21%	219
ADVENT HEALTH CENTRA CARE - DAYTONA BEACH		94	124	57%	218
KENILWORTH CARE & REHABILITATION CENTER		200	17	8%	217
LAKE PORT SQUARE		200	17	8%	217
Kindred Hospital South Florida Hollywood SNU		209	8	4%	217
THE MANOR AT CARPENTERS		185	32	15%	217
MACTOWN, INC		215	2	1%	217
ST. CLOUD REGIONAL MEDICAL CENTER		199	18	8%	217
HUNT CLUB PEDIATRIC ASSOCIATES PA		150	66	31%	216
BROOKDALE ATRIM WAY		210	6	3%	216
YOUR FAMILY WALK-IN CLINIC		16	200	93%	216
ABSOLUTE HEALTH INTERNAL MEDICINE AND PEDIATRICS		191	24	11%	215
SACRED HEART HEALTH SYSTEM INC		179	36	17%	215
BENDERSON FAMILY SKILLED NURSING AND□		198	17	8%	215

# COVID-19: testing by laboratory

Data through Apr 24, 2021 verified as of Apr 25, 2021 at 09:25 AM

Data in this report are provisional and subject to change.

The numbers in the table below represent the number of Florida and non-Florida residents for whom test results were received by the Department of Health. A person can be tested by more than one laboratory and can have both positive and negative results. **Therefore, the sum of the numbers in each column will be larger than the total number of people tested.**

Reporting lab	Inconclusive	Negative	Positive	Percent positive	Total
GATEWAY/ADVENT CENTRA CARE	1	24	190	88%	215
Taylor Care Center		210	5	2%	215
MEDICAL CONSULTANTS OF FLORIDA LLC	1	181	33	15%	215
KEY LARGO - LARGO CARGO		193	21	10%	214
BLOCK, NATION, CHASE, AND SMOLEN FAMILY MEDICINE		157	57	27%	214
The Waterford		211	3	1%	214
Consulate Healthcare of West Palm Beach		197	16	8%	213
POCONO MEDICAL CENTER		212	1	0%	213
LIFE CARE CENTER OF PORT ST. LUCIE		201	12	6%	213
San Jose Health & Rehabilitation		207	6	3%	213
GATTOLINE ENTERPRISES, INC. DBA FAMILY CARE PHARMACY		174	39	18%	213
FREEDOM SQUARE NURSING CENTER		202	11	5%	213
CONSULATE HEALTH CARE OF WINTER HAVEN		209	4	2%	213
BOCA RATON REHABILITATION CENTER	4	204	4	2%	212
BONITA PHARMACY		192	20	9%	212
Bayside Health and Rehabilitation		181	31	15%	212
FULGENT GENETICS	3	166	43	20%	212
UNIVERSITY OF MIAMI		77	134	64%	211
LABCORP BURLINGTON	1	157	53	25%	211
PEDIATRIC SPECIALISTS MEDICAL GROUP	1	188	22	10%	211
SOUTH BALDWIN REGIONAL MEDICAL CENTER		197	14	7%	211
GLENRIDGE ON PALMER RANCH,THE		202	8	4%	210
GOOD SAMARITAN SOCIETY OF DELAND		199	11	5%	210
HEALTH FIRST - HOLMES REGIONAL MEDICAL CENTER		32	178	85%	210
Royal Oaks Nursing and Rehab		209	1	0%	210
The Palace Nursing and Rehabilitation Center		209			209
Whispering Oaks	11	175	23	11%	209
PALMS MEDICAL GROUP HIGH SPRINGS		174	35	17%	209
MATHISON RETIREMENT COMMUNITY, INC	1	200	8	4%	209
MCW MENTAL HEALTH LLC		205	4	2%	209
Nspire Health Care Kendall		199	10	5%	209
Sunrise Health and Rehabilitation Center		200	8	4%	208
JUNO DERMATOLOGY LLC		190	18	9%	208
ESCAMBIA COUNTY JAIL DETENTION DIVISION		203	5	2%	208
Hampton Court Nursing and Rehabilitation Center		206	2	1%	208
VILLA MARIA WEST SKILLED NURSING FACILITY		200	8	4%	208
RITE MEDICAL CARE PC		204	3	1%	207
ARDEN COURTS OF DELRAY BEACH FL LLC	3	194	10	5%	207
HIALEAH SHORES NURSING AND REHAB CENTER		199	8	4%	207
LAB CORP	1	120	86	42%	207
TUSCAN GARDENS OF PALM COAST		201	6	3%	207
ALL SEASONS NAPLES LLC		198	8	4%	206
NEW YORK CITY DEPARTMENT OF HEALTH & MENTAL		171	35	17%	206
MIRACLE HILL NURSING & REHABILITATION CENTER INC		200	6	3%	206
TARPON POINT NURSING AND REHABILITATION CENTER		203	3	1%	206
Cross Terrace REhabitation		203	2	1%	205
HOSPITAL FOR SPECIAL SURGERY		202	3	1%	205



# COVID-19: testing by laboratory

Data through Apr 24, 2021 verified as of Apr 25, 2021 at 09:25 AM

Data in this report are provisional and subject to change.

The numbers in the table below represent the number of Florida and non-Florida residents for whom test results were received by the Department of Health. A person can be tested by more than one laboratory and can have both positive and negative results. **Therefore, the sum of the numbers in each column will be larger than the total number of people tested.**

Reporting lab	Inconclusive	Negative	Positive	Percent positive	Total
MEASE COUNTRYSIDE HOSPITAL		2	203	99%	205
Signature Healthcare of Ormond		204	1	0%	205
MIAMI VA HEALTHCARE SYSTEM			204	100%	204
PCB CLINIC		159	45	22%	204
FLORIDA DEPARTMENT OF HEALTH IN TAYLOR COUNTY	1	160	43	21%	204
REGENCY PARK		186	18	9%	204
DISCOVERY VILLAGE AT NAPLES		187	17	8%	204
PALM HARBOR FAMILY PRACTICE & WALK-IN		157	47	23%	204
PATHGROUP LABS LLC		97	106	52%	203
BROOKDALE OF SPRING HILL	9	192	2	1%	203
WORKPLACE SCREENING INTELLIGENCE			203	100%	203
SENIOR LIVING VII TAMPA LLC	1	193	9	4%	203
HEALTHPOINT MED GRP OF THE EMERALD COAST LLC		166	37	18%	203
ADVENT HEALTH CENTRA CARE - APOPKA NORTH		172	30	15%	202
CLINICAL LABS OF HAWAII		202			202
PATRIOT MEDICAL LABORATORIES		194	8	4%	202
POLK COUNTY HEALTH DEPARTMENT		178	24	12%	202
VAMC WEST PALM LAB		5	196	98%	201
EDWARD J HEALEY REHAB & NURSING CENTER		201			201
AMA MEDICAL GROUP LLC		169	32	16%	201
Governors Creek Health and Rehabilitation	1	198	2	1%	201
BVM THE BRIDGES LLC		199	1	1%	200
BARKLEY PLACE	1	194	5	3%	200
FIRSTCARE CLINIC		114	86	43%	200
HERITAGE HEALTHCARE AND REHABILITATION CENTER		195	5	3%	200
ADVENT HEALTH - CARROLLWOOD	4	169	26	13%	199
JACKSON COUNTY HEALTH DEPARTMENT		150	49	25%	199
GRACE PEDIATRICS		168	31	16%	199
AVANTE OF BOCA RATON		198	1	1%	199
DEPARTMENT OF HEALTH & HUMAN SERVICES		198			198
VILLAGE PEDIATRICS LLC		168	30	15%	198
DOLPHIN POINTE HEALTH CARE LLC		175	23	12%	198
LAUREL POINT CARE ACQUISITION LLC DBA SANDGATE GARDENS REHAB AND NURSI		171	27	14%	198
CLERMONT URGENT CARE			198	100%	198
JACKSONVILLE NURSING AND REHAB CENTER		189	8	4%	197
XPRESS URGENT CARE- PORT ST. LUCIE		68	128	65%	196
ABBIEJEAN RUSSELL CARE CENTER		195	1	1%	196
RIVERWOOD CENTER,THE		186	10	5%	196
NO FLORIDA PEDIATRICS, PA		169	27	14%	196
FLORIDA MEDICAL CLINIC LLC		122	74	38%	196
NADAL PEDIATRICS - VICTORIA STREET (3385)		167	29	15%	196
BRUCE S WEST MD	1	193	1	1%	195
Heritage Park Rehabilitation & Healthcare		177	18	9%	195
BEACON AT GULF BREEZE, THE	2	181	11	6%	194
FINLAY CLINICAL LABORATORY INC	1	39	153	79%	193
SARNO EXTENDED HOURS		124	69	36%	193
GEORGIA DEPARTMENT OF PUBLIC HEALTH	1	5	186	97%	192

# COVID-19: testing by laboratory

Data through Apr 24, 2021 verified as of Apr 25, 2021 at 09:25 AM

Data in this report are provisional and subject to change.

The numbers in the table below represent the number of Florida and non-Florida residents for whom test results were received by the Department of Health. A person can be tested by more than one laboratory and can have both positive and negative results. **Therefore, the sum of the numbers in each column will be larger than the total number of people tested.**

Reporting lab	Inconclusive	Negative	Positive	Percent positive	Total
FIRST CHOICE PEDIATRICS SEMORAN		98	94	49%	192
CYPRESS POINT LIVING, LLC		177	15	8%	192
CARE CENTERS OF NASSAU		188	3	2%	191
FEDERATION CCRC OPERATIONS CORP		190	1	1%	191
HEALTH LINK DIAGNOSTIC LABORATORIES		182	9	5%	191
MAGNOLIA DIAGNOSTICS, LLC	4	158	28	15%	190
SUMMERFIELD EMERGENCY ROOM		143	47	25%	190
NEO GENOMICS - FORT MYERS	1	183	6	3%	190
CHARTER SENIOR LIVING OF PANAMA CITY BEACH		168	21	11%	189
PHYSICIANS REGIONAL MEDICAL CENTER - PINE RIDGE		20	169	89%	189
LAKE WALES OPERATING GROUP LLC		184	5	3%	189
VIPEDIATRICS PLLC		174	15	8%	189
OCEAN REEF MEDICAL CENTER		150	38	20%	188
GLADES HEALTH CARE CENTER		185	3	2%	188
BENTON HOUSE AT OAKLEAF		158	30	16%	188
TUSCAN GARDENS OF VENETIA MANAGEMENT COMPANY		174	14	7%	188
ZON BEACHSIDE LLC		151	37	20%	188
HAWKINS FAMILY MEDICINE LLC	1	136	51	27%	188
WOMEN'S CARE FLORIDA LABORATORY		183	5	3%	188
VIERA MANOR ASSISTED LIVING RESIDENCE		181	7	4%	188
LIFE CARE CENTER OF ALTAMONTE SPRINGS		157	31	16%	188
NIGHT LITE PEDIATRICS WINTER GARDEN		144	44	23%	188
PLANTATION NURSING & REHAB CENTER		187			187
SUNY UPSTATE MEDICAL UNIVERSITY		172	15	8%	187
US MEDICAL CARE, INC		164	23	12%	187
ANTHEM LAKES LLC		151	35	19%	186
CSL PLASMA		31	155	83%	186
CANTERFIELD OF OCALA, LLC		175	11	6%	186
KINDRED HOSPITAL MELBOURNE	1	178	6	3%	185
CANTERFIELD OF CLAY COUNTY		147	38	21%	185
PPC-LAB EDI ORCHARD BI		176	9	5%	185
FLORIDA HEALTH CARE PLANS INC		2	183	99%	185
BAPTIST HEALTH PRIMARY CARE	1	134	50	27%	185
PEDIATRICS OF GREATER ORLANDO		157	28	15%	185
ADVENT		172	13	7%	185
EMBRY RIDDLE AERONAUTICAL UNIVERSITY HEALTH SERVICES		1	184	99%	185
NORTH BEACH REHABILITATION CENTER		182	2	1%	184
ST. JAMES BAY HEALTH AND REHABILITATION CENTER		183	1	1%	184
NSPIRE HEALTHCARE TAMARAC		144	40	22%	184
ARDEN COURTS OF LARGO FL, LLC		162	22	12%	184
PRIMECARE OF DOTHAN		130	54	29%	184
Belleair Healthcare Center		178	6	3%	184
BROOKDALE ORANGE PARK		182	2	1%	184
ROSECASTLE OF ZEPHRHILLS		180	3	2%	183
ADVENT HEALTH CENTRA CARE - WESLEY CHAPEL		13	170	93%	183
JEFFERSON COUNTY HEALTH DEPARTMENT-MONTICELLO		142	41	22%	183
EXOSOME DIAGNOSTICS	1	163	19	10%	183



# COVID-19: testing by laboratory

Data through Apr 24, 2021 verified as of Apr 25, 2021 at 09:25 AM

Data in this report are provisional and subject to change.

The numbers in the table below represent the number of Florida and non-Florida residents for whom test results were received by the Department of Health. A person can be tested by more than one laboratory and can have both positive and negative results. **Therefore, the sum of the numbers in each column will be larger than the total number of people tested.**

Reporting lab	Inconclusive	Negative	Positive	Percent positive	Total
Lehigh Acres Health and Rehabilitation		171	12	7%	183
Emory L Bennett State Veterans Nursing Home		178	3	2%	181
The Inn at Sarasota Bay Club		179	2	1%	181
RDV SPORTSPLEX PEDIATRICS		152	28	16%	180
STERLING HOUSE OF PUNTA GORDA		179	1	1%	180
BAY EDUCATORS WELLNESS CENTER		123	57	32%	180
WALGREENS #06012		157	23	13%	180
AMERICAN FAMILY MEDICAL LLC		136	43	24%	179
WEST COAST FAMILY MEDICAL CARE		144	35	20%	179
BRIGHTON EGGERT PHARMACY INC		172	7	4%	179
MID FLORIDA PATHOLOGY LLC MOBILE UNIT #4		125	53	30%	178
NORTH FLORIDA INTERNAL MEDICINE PA		144	34	19%	178
SEMINOLE TRIBE OF FLORIDA		147	31	17%	178
CAYUGA MEDICAL CENTER AT ITHACA		173	5	3%	178
EAST NEW YORK DIAGNOSTIC AND TREATMENT		169	9	5%	178
ADVENT HEALTH CENTRA CARE - CARROLLWOOD		5	172	97%	177
ROSECASTLE OF CITRUS		147	30	17%	177
MOBILE INFIRMARY MED CENTER PATH LAB		162	15	8%	177
CVS		46	130	74%	176
FLORIDA DEPARTMENT OF HEALTH IN ALACHUA COUNTY -		162	14	8%	176
ASTON GARDENS AT PELICAN MARSH		169	7	4%	176
GENE BY GENE		61	115	65%	176
LAKEVIEW TERRACE RETIREMENT COMMUNITY		156	19	11%	175
ORLANDO HEALTH EMERGENCY DEPARTMENT		163	12	7%	175
Madison Health and Rehabilitation Center		139	36	21%	175
ANCHOR CARE AND REHABILITATION CENTER		173	1	1%	174
GULFCOAST PEDIATRICS		163	11	6%	174
QUEENS HOSPITAL CENTER	1	163	10	6%	174
Signature Healthcare of Palm Beach		172	2	1%	174
FHMG-FLORIDA HOSPITAL MEDICAL GROUP		147	26	15%	173
CENTRAL FLORIDA HEALTHCARE GROUP LLC		151	22	13%	173
TRADITION MEDICAL CENTER LABORATORY		55	118	68%	173
KINDRED HOSPITAL - SOUTH FLORIDA		169	4	2%	173
FORT WALTON REHABILITATION CENTER		133	39	23%	172
COASTAL INTERNAL MEDICINE		133	39	23%	172
URGENT CARE OF THE PALM BEACHES, NORTH PALM BEACH			172	100%	172
SUWANNEE VALLEY NURSING CENTER		158	14	8%	172
QUALITY URGENT CARE AND WELLNESS PL	3	124	45	26%	172
BROOKDALE FORT MYERS THE COLONY		167	4	2%	171
BAYA URGENT CARE LLC		143	28	16%	171
WOODBIDGE FACILITY INC		165	6	4%	171
PEDIATRIC ASSOCIATES AT ARGYLE PA		163	7	4%	170
MINUTECLINIC DIAGNOSTIC OF TEXAS, LLC		153	17	10%	170
HIGHLANDS LAKE CENTER		165	5	3%	170
Life Care Center of Orlando		164	5	3%	169
NO FLORIDA PEDIATRICS, PA - BRADFORD		140	29	17%	169
BAYCARE HEALTH SYSTEMS	1	6	162	96%	169

# COVID-19: testing by laboratory

Data through Apr 24, 2021 verified as of Apr 25, 2021 at 09:25 AM

Data in this report are provisional and subject to change.

The numbers in the table below represent the number of Florida and non-Florida residents for whom test results were received by the Department of Health. A person can be tested by more than one laboratory and can have both positive and negative results. **Therefore, the sum of the numbers in each column will be larger than the total number of people tested.**

Reporting lab	Inconclusive	Negative	Positive	Percent positive	Total
WESLEY HAVEN VILLA	1	132	35	21%	168
PANAMA CITY DEVELOPMENTAL CENTER☐		168			168
WILTON MANORS HEALTH & REHABILITATION CENTER		159	9	5%	168
ADVENT HEALTH CENTRA CARE - TEMPLE TERRACE	1	104	63	38%	168
HEARTLAND HEALTHCARE AND REHAB CENTER		146	22	13%	168
OSPREY VILLAGE AT AMELIA ISLAND LTD		157	10	6%	167
TERRACE AT HOBE SOUND, THE	1	154	12	7%	167
WEST		148	19	11%	167
FINNISH AMERICAN REST HOME-ALF		165	2	1%	167
KINDRED HOSPITAL SOUTH FLORIDA		132	35	21%	167
MEADOWCREST FAMILY PHYSICIANS		98	69	41%	167
Peninsula Care and Rehab		154	12	7%	166
THE ARLINGTON OF NAPLES INC.		162	3	2%	165
CITRUS HEALTH AND REHAB		132	33	20%	165
BROOKDALE BONITA SPRINGS		162	3	2%	165
KRYSTAL BAY NURSING AND REHABILITATION		158	6	4%	164
MERCY MEDICAL URGENT CARE CENTER INC		109	55	34%	164
NORTH PORT REHABILITATION AND NURSING CENTER☐		163	1	1%	164
HAZELDEN FLORIDA	1	156	7	4%	164
TRI COUNTY NURSING HOME		162	1	1%	163
BRADENTON HEALTH CARE		163			163
WRIGHTS HEALTH CARE AND REHABILITATION CENTER		133	30	18%	163
PRECISION GENETICS, INC		157	6	4%	163
PROMPT CARE OF CENTRAL FLORIDA			163	100%	163
ADVENTHEALTH MEDICAL GROUP FAMILY MEDICINE AT		122	40	25%	162
MINUTECLINIC DIAGNOSTIC		153	9	6%	162
HEARTLAND SOUTH JACKSONVILLE OF JACKSONVILLE FL ,		161			161
MAINSTREAM DIAGNOSTIC LABORATORY LLC		136	25	16%	161
JPR URGENT MEDICAL CARE		157	4	2%	161
SOMERBY LAKE NONA		154	7	4%	161
TUSCAN ISLE CHAMPIONSGATE OP CO LLC		158	2	1%	160
MD NOW MEDICAL CENTERS INC		123	37	23%	160
F&T MEDICAL RESEARCH, INC		160			160
ARCADIA HEALTH AND REHABILITATION CENTER		100	60	38%	160
DESOTO PALMS ALF		154	6	4%	160
ISLAND HEALTH AND REHABILITATION CENTER		159	1	1%	160
KEYSTONE REHAB		160			160
GREENBRIAR REHABILITATION AND NURSING CENTER	1	159			160
ARDEN COURTS OF PALM HARBOR		139	20	13%	159
BROOKDALE PENSACOLA		158	1	1%	159
WALTON PLACE		159			159
ANYLABTEST NOW		151	8	5%	159
Nemours Children's Urgent Care		80	79	50%	159
WUESTHOFF REF LABORATORY			158	100%	158
HOSPICE OF THE TREASURE COAST		153	5	3%	158
TIMBERRIDGE NURSING HOME & REHAB		123	34	22%	157
POINTE, THE		129	28	18%	157

# COVID-19: testing by laboratory

Data through Apr 24, 2021 verified as of Apr 25, 2021 at 09:25 AM

Data in this report are provisional and subject to change.

The numbers in the table below represent the number of Florida and non-Florida residents for whom test results were received by the Department of Health. A person can be tested by more than one laboratory and can have both positive and negative results. **Therefore, the sum of the numbers in each column will be larger than the total number of people tested.**

Reporting lab	Inconclusive	Negative	Positive	Percent positive	Total
ALLCARE MEDICAL CENTERS PC		133	24	15%	157
ALL FLORIDA FAMILY AND SPORTS MEDICINE		134	23	15%	157
DOCTORS MEMORIAL FAMILY PRACTICE	2	119	36	23%	157
GRAND AVE PHARMACY		112	45	29%	157
ATMORE COMMUNITY HOSPITAL LABORATORY		128	28	18%	156
GRAVITY DIAGNOSTICS		56	100	64%	156
Englewood Healthcare and Rehab		141	15	10%	156
WALGREENS 6221		137	18	12%	155
COCOA BEACH/ADVENT CENTRA		41	114	74%	155
FAMILY EXTENDED CARE OF CENTRAL TAMPA		137	18	12%	155
DIAMOND RIDGE		147	8	5%	155
SOUTH GEORGIA MEDICAL CENTER		104	51	33%	155
PROVIDENCE HOSPITAL LABORATORY		147	8	5%	155
BIGGERS FAMILY MEDICINE PA	1	139	14	9%	154
CORE BIO LABS		76	78	51%	154
AMERICAN HOUSE COCONUT POINT		133	21	14%	154
CHERRY OAK PALM BEACH COUNTY		146	8	5%	154
FAWCETT MEMORIAL HOSPITAL-LAB		39	115	75%	154
PALMETTTO FACILITY INC	1	153			154
PRUITT HEALTH		152	2	1%	154
CARE RESOURCE COMMUNITY HEALTH CENTERS INC		147	7	5%	154
PHYSICIAN PARTNERS PERRY		89	64	42%	153
CENTRAL FLORIDA HEALTH SERVICES		124	29	19%	153
SUNNY HILLS ALF OF SEBRING INC		140	13	8%	153
CRANE CENTER		121	31	20%	152
CLEARWATER STATMED QUICK QUALITY CLINICS		43	109	72%	152
BRANDON COMMUNITY HEALTH CENTER		127	25	16%	152
FAWCETT MEMORIAL HOSPITAL LABORATORY			151	100%	151
ORANGE COUNTY CORRECTIONS HEALTH SERVICES		121	30	20%	151
ADVENTHEALTH HOSPICE CARE CENTRAL FLORIDA		147	4	3%	151
REFUAH HEALTH CENTER LABORATORY		143	8	5%	151
NAVARRE GARDENS LLC		126	25	17%	151
TGH URGENT CARE - SEMINOLE			151	100%	151
LABORATORY OF FLORIDA		97	53	35%	150
PALM BEACH COUNTY HEALTH DEPT LAB	4	139	7	5%	150
GOLD CHOICE SENIOR COMMUNITIES		109	41	27%	150
The Crossroads		149	1	1%	150
CITRUS MEMORIAL HOSPITAL			150	100%	150
MINUTECLINIC DIAGNOSTIC OF SOUTH CARO		126	24	16%	150
CROSSWINDS HEALTH AND REHABILITATION CENTER	1	147	2	1%	150
MACKOUL PEDIATRICS FORT MYERS		130	19	13%	149
HARBOR BEACH NURSING AND REHABILITATION CENTER		136	13	9%	149
PRECISION HEALTH RESOURCES, LLC	1	133	15	10%	149
AEGIS MEDICAL GROUP		124	24	16%	148
MILLENNIUM LAB SERVICES			148	100%	148
SEAGRASS VILLAGE FLEMING ISLAND		111	37	25%	148
LIFE CARE CENTER OF JACKSONVILLE		127	21	14%	148

# COVID-19: testing by laboratory

Data through Apr 24, 2021 verified as of Apr 25, 2021 at 09:25 AM

Data in this report are provisional and subject to change.

The numbers in the table below represent the number of Florida and non-Florida residents for whom test results were received by the Department of Health. A person can be tested by more than one laboratory and can have both positive and negative results. **Therefore, the sum of the numbers in each column will be larger than the total number of people tested.**

Reporting lab	Inconclusive	Negative	Positive	Percent positive	Total
DAYSPRING VILLAGE		125	22	15%	147
SONATA COCONUT CREEK	2	122	23	16%	147
CLINICA HISPANA		1	146	99%	147
East Bay Rehabilitation Center		113	34	23%	147
ALLIANCE PEDIATRICS		116	31	21%	147
MEMORY CARE OF NAPLES		146	1	1%	147
PROVISTA DIAGNOSTICS, INC		144	3	2%	147
REGENCY OAKS HEALTH CENTER		144	2	1%	146
BOSTON RED SOX CLUB LP		144	2	1%	146
Quail Run Health Care Center		146			146
WEDGEWOOD HEALTHCARE CENTER		94	52	36%	146
REGENCY CARE OF BLOUNTSTOWN LLC		135	10	7%	145
DAYSPRING SENIOR LIVING LLC		143	2	1%	145
ADVENTHEALTH CENTRA CARE PONCIANA	1	81	63	43%	145
BROOKDALE CAPE CORAL		145			145
WINDSOR OF LAKEWOOD RANCH,THE		142	2	1%	144
NCRNC INC		140	4	3%	144
GABISA MEDICAL LLC		143	1	1%	144
WILLOWBROOKE COURT AT ST ANDREWS ESTATES		139	5	3%	144
OPPENHEIMER PLASTIC SURGERY LLC		139	5	3%	144
MV MEDICAL PRACTICE DBA PRIMARY URGENT CARE		136	7	5%	143
PALM GARDEN OF PINELLAS		143			143
MAGNOLIA MEDICAL CLINIC		34	109	76%	143
WALGREENS #04809	1	124	18	13%	143
SMILEY MEDICAL GROUP		108	35	24%	143
JEFFERY WEINZWEIG		2	141	99%	143
OAKHURST CENTER		135	7	5%	142
MD NOW MEDICAL CENTERS, INC.		111	31	22%	142
DB MD		126	16	11%	142
OAKS OF KISSIMMEE HEALTH AND REHABILITATION CENTER		139	3	2%	142
MINUTECLINIC LLC #4987		125	17	12%	142
GATEWAY CARE CENTER		139	2	1%	141
LabCorp L#09258090 M#09258105		74	67	48%	141
UNITED CLINICAL LABORATORIES		132	9	6%	141
OCALA CBOC		134	7	5%	141
NOVARI CARE LLC		97	44	31%	141
LEE MEMORIAL HEALTH SYSTEM HEALTH FAIR		136	5	4%	141
RESEARCH CENTERS OF AMERICA, LLC		117	24	17%	141
WILLOW BROOKE COURT AT AZALEA TRACE		138	3	2%	141
PORT ST LUCIE REHABILITATION AND HEALTHCARE		98	43	30%	141
SUMMIT MEDICAL GROUP		128	12	9%	140
Gulf Coast Healthcare (Longwood Health and Rehab		118	21	15%	139
CORNERSTONE MEDICAL CARE OF BRANDON PL		115	24	17%	139
GARDENS HEALTH NH LLC		136	3	2%	139
ARDEN COURTS OF LELY PALMS		137	2	1%	139
CARENOW URGENT CARE - LAKE MARY			139	100%	139
GRAND OAKS HEALTH & REHABILITATION		138	1	1%	139

# COVID-19: testing by laboratory

Data through Apr 24, 2021 verified as of Apr 25, 2021 at 09:25 AM

Data in this report are provisional and subject to change.

The numbers in the table below represent the number of Florida and non-Florida residents for whom test results were received by the Department of Health. A person can be tested by more than one laboratory and can have both positive and negative results. **Therefore, the sum of the numbers in each column will be larger than the total number of people tested.**

Reporting lab	Inconclusive	Negative	Positive	Percent positive	Total
MANOR AT BLUEWATER BAY		131	7	5%	138
GRAND VILLA OF ORMOND BEACH		132	6	4%	138
KINDRED HOSPITAL NORTH FLORIDA	3	127	8	6%	138
AHEC CLINIC		8	130	94%	138
MANOR CARE OF PALM HARBOR		135	3	2%	138
NORTHEAST FLORIDA STATE HOSP-NURSING		137	1	1%	138
ADVENT HEALTH CENTRA CARE - CITRUS PARK		9	129	93%	138
Centre Pointe Health and Rehabilitation Center		127	11	8%	138
Lakeside Nursing and Rehabilitation Center	1	112	25	18%	138
AMERICAN PATHOLOGY PARTNERS		136	2	1%	138
ADVENT HEALTH CENTRA CARE - DELAND		28	110	80%	138
HARBORCHASE OF VERO BEACH	1	117	19	14%	137
DOCTOR'S IN HOUSE LABORATORY		18	119	87%	137
MED COMP SCIENCES		3	134	98%	137
JOHN KNOX VILLAGE OF CENTRAL FLORIDA		132	5	4%	137
A2Z DIAGNOSTICS		136	1	1%	137
LONGWOOD CARDIOLOGY			137	100%	137
SPRING HAVEN RETIREMENT	1	133	3	2%	137
HIGHLANDS MEDICAL CENTER		134	3	2%	137
DIAGNOSTIC LABORATORY OF OKLAHOMA		111	26	19%	137
WELLNOW URGENT CARE PC		134	2	1%	136
CLARE BRIDGE OF CAPE CORAL	1	135			136
SONATA DELRAY BEACH		125	11	8%	136
LONGWOOD HEALTH AND REHABILITATION CENTER		124	12	9%	136
ADVENT HEALTH CENTRA CARE - ORANGE CITY	1	53	82	60%	136
ARIZONA DEPARTMENT OF HEALTH SERVICES		5	131	96%	136
PEDIATRIC CARE CENTER		135			135
SONATA WEST		133	2	1%	135
OAKS OF CLEARWATER, THE		132	3	2%	135
IRL MARKET LAB ALACHUA		104	31	23%	135
SANIBEL INTERNAL MEDICINE, LLC		129	5	4%	134
SOUTH CAMPUS FACILITY INC		122	12	9%	134
ADVANCED MEDICAL CENTER		86	48	36%	134
SANDALWOOD NURSING CENTER		127	7	5%	134
GRAND VILLA OF LAKELAND		128	6	4%	134
STEWART MEDICAL GROUP		34	100	75%	134
SUNY UPSTATE OVERFLOW LABORATORY		134			134
The Crossings		131	2	2%	133
LABCORP RTP		54	79	59%	133
FLORIDA DEPARTMENT OF HEALTH IN WALTON COUNTY		119	14	11%	133
VITAS HEALTHCARE		122	11	8%	133
COASTAL DETOX		129	3	2%	132
TURNING POINT OF TAMPA		125	7	5%	132
VITAS HEALTHCARE CORPORATION OF FLORIDA		128	4	3%	132
THE REHABILITATION CENTER OF LAKE CITY		127	5	4%	132
ALTERNATIVE LIVING, INC DBA TWIN CITIES PAVILION		129	3	2%	132
AMERICAN HOUSE-BONITA SPRINGS□		131	1	1%	132



# COVID-19: testing by laboratory

Data through Apr 24, 2021 verified as of Apr 25, 2021 at 09:25 AM

Data in this report are provisional and subject to change.

The numbers in the table below represent the number of Florida and non-Florida residents for whom test results were received by the Department of Health. A person can be tested by more than one laboratory and can have both positive and negative results. **Therefore, the sum of the numbers in each column will be larger than the total number of people tested.**

Reporting lab	Inconclusive	Negative	Positive	Percent positive	Total
SONNIS PEDIATRICS PA		118	14	11%	132
CENTRACARE		18	114	86%	132
LAKELAND REGIONAL HEALTH LAKE MIRIAM	2	87	42	32%	131
SEVEN HILLS HEALTH AND REHABILITATION CENTER		115	16	12%	131
THE WELLNESS CENTER AT LAKEWOOD RANCH		43	88	67%	131
FOUNTAINS OF HOPE LLC, THE		130	1	1%	131
INTEGRATED REGIONAL LABORATORIES		119	12	9%	131
LANDMARK HOSPITAL SOUTHWEST FLORIDA LLC		125	5	4%	130
CHARLES CROFT MD	1	127	2	2%	130
MINUTECLINIC DIAGNOSTIC OF NORTH CAROL		105	25	19%	130
ST PETERSBURG PEDIATRICS-MLK JUNIOR BLVD		120	10	8%	130
COQUINA CENTER		125	5	4%	130
BIODESIX, INC.		101	29	22%	130
MOOSEHAVEN LIFE CARE CENTER		130			130
MICRO PATH LABORATORIES INC		127	3	2%	130
ST JOHNS COUNTY DETENTION CENTER		129			129
SUNRISE SENIOR LIVING OF JACKSONVILLE		120	9	7%	129
BMHSI-AEL MICROBIOLOGY LABORATORY	2	102	25	19%	129
ROHR HOME		125	4	3%	129
QUICK CARE MED PL CR		80	49	38%	129
ARBOR TERRACE SAN JOSE LLC	3	124	2	2%	129
TRI-COUNTY NURSING HOME		117	12	9%	129
MEYER PEDIATRICS		111	16	13%	127
DIATHERIX LABORATORIES		73	54	43%	127
HILLSBOROUGH COUNTY DEVELOPMENTAL CTR	1	117	9	7%	127
BAY REGIONAL URGENT CARE	1	86	40	31%	127
THE CLUB AND REHABILITATION CENTER		126	1	1%	127
L&S SENIOR CARE DBA ARCADIA OAKS	4	122	1	1%	127
SURFSIDE URGENT CARE		104	23	18%	127
IQBAL A FARUQUI MD		93	34	27%	127
SHOAL CREEK REHABILITATION CENTER		85	42	33%	127
GESSLER CLINIC PA		98	29	23%	127
KINDRED HOSPITAL-BAY AREA-ST PETERSBURG LAB	1	120	6	5%	127
PANAMA PHARMACY	3	106	18	14%	127
MORTON PLANT HOSPITAL NURSING		2	124	98%	126
SOLARIS SENIOR LIVING OF MERRITT ISLAND		121	5	4%	126
HEARTLAND PHARMACY LAKE PLACID, INC		94	31	25%	125
SEMINOLE SPORTS AND FAMILY MEDICINE		109	16	13%	125
BROOKDALE PALM COAST		125			125
FLORIDA DEPARTMENT OF HEALTH IN LAKE COUNTY	1	79	45	36%	125
ADVENT HEALTH CENTRA CARE - BRANDON		31	93	75%	124
NORTH FL SOUTH GA HCS-MALCOM RANDALL VAMC			124	100%	124
ARBOR GLEN AT ARBOR TRACE	2	113	9	7%	124
ISLAND URGENT CARE PLLC DBA AFC URGENT CARE		123	1	1%	124
KEYSTYLE LIVING LLC	1	122	1	1%	124
Mt Sinai Aventura			124	100%	124
WINDERMERE MEDICAL CENTER		119	5	4%	124

# COVID-19: testing by laboratory

Data through Apr 24, 2021 verified as of Apr 25, 2021 at 09:25 AM

Data in this report are provisional and subject to change.

The numbers in the table below represent the number of Florida and non-Florida residents for whom test results were received by the Department of Health. A person can be tested by more than one laboratory and can have both positive and negative results. **Therefore, the sum of the numbers in each column will be larger than the total number of people tested.**

Reporting lab	Inconclusive	Negative	Positive	Percent positive	Total
PALMS EDGE	1	115	8	6%	124
TIFFANY HALL NURSING AND REHAB CENTER		114	9	7%	123
FLORIDA ATLANTIC UNIVERSITY		116	7	6%	123
GENEDX		48	75	61%	123
MONTEFIORE MEDICAL CENTER LABORATORIES - MOSES		113	10	8%	123
CITRUS MEMORIAL HEALTH SYSTEM LAB		2	121	98%	123
PSL NAPLES BH OPERATIONS, LLC		123			123
PEDIATRIC SERVICES AND BREATHING CENTER PA		94	29	24%	123
VILLAGE ON THE ISLE☐		117	6	5%	123
ARDEN COURTS OF WEST PALM BEACH		122	1	1%	123
PHYSICIANS REGIONAL CLINIC		92	30	25%	122
THREE OAKS PHARMACY INC		109	13	11%	122
PARKVIEW HEALTH		121	1	1%	122
WESTCHESTER MEDICAL CENTER	1	116	5	4%	122
TGH URGENT CARE – TYRONE		3	119	98%	122
MINUTECLINIC DIAGNOSTIC OF RHODE ISLAND, LLC #729		118	4	3%	122
PRIME HEALTH OF NORTH PORT LLC		102	20	16%	122
PANCARE HEALTH GULF COUNTY		94	28	23%	122
FHMG LAKE MARY PEDS		105	16	13%	121
EC OPCO CARROLLWOOD LLC		114	7	6%	121
THE COURTYARD ASSISTED LIVING		117	4	3%	121
URGENT CARE TCMA			121	100%	121
SIGNATURE HEALTHCARE OF PORT CHARLOTTE		114	7	6%	121
PINELLAS COUNTY JAIL			121	100%	121
BROOKDALE JENSEN BEACH☐		118	3	2%	121
ADVENTHEALTH MEDICAL GROUP PRIMARY CARE		112	9	7%	121
Sandy Ridge Center for Rehabilitation and Healing		100	21	17%	121
HOSPICE OF MARTIN & ST LUCIE, INC		118	3	2%	121
Crystal Health & Rehab Center		115	6	5%	121
ARBOR TERRACE ORTEGA LLC	2	116	2	2%	120
FLAGLER COLLEGE HEALTH SERVICES		86	34	28%	120
LATE HOURS URGENT CARE		63	57	48%	120
LAKE BALDWIN		114	6	5%	120
HOBDARI FAMILY HEALTH LLC☐		83	37	31%	120
MINUTECLINIC DIAGNOSTIC OF NORTH CARO		105	15	13%	120
Hialeah Nursing And Rehabilitation Center		113	6	5%	119
RDX BIOSCIENCE		60	59	50%	119
PICH KTM CORP DBA MEDTOWN PHARMACY		102	17	14%	119
MED ONE AT SAINT AUGUSTINE		87	32	27%	119
MY CLINICAL LAB INC		17	102	86%	119
ORANGE PARK PEDIATRICS		108	11	9%	119
GRAND VILLA OF DELAND		111	8	7%	119
COASTAL HEALTH AND REHAB		110	9	8%	119
MATHISON RETIREMENT COMMUNITY		114	5	4%	119
FHMG- FLORIDA HOSPITAL MEDICAL GROUP		104	14	12%	118
SH HERON EAST LLC☐		103	15	13%	118
VILLAS OF HOLLY BROOK - BRADENTON 14TH		116	2	2%	118

# COVID-19: testing by laboratory

Data through Apr 24, 2021 verified as of Apr 25, 2021 at 09:25 AM

Data in this report are provisional and subject to change.

The numbers in the table below represent the number of Florida and non-Florida residents for whom test results were received by the Department of Health. A person can be tested by more than one laboratory and can have both positive and negative results. **Therefore, the sum of the numbers in each column will be larger than the total number of people tested.**

Reporting lab	Inconclusive	Negative	Positive	Percent positive	Total
ISLAND DOCTORS		23	95	81%	118
BROWARD HEALTH CORAL SPRINGS EPIDEMIOLOGY DEPT		1	117	99%	118
BLOCK NATION CHASE		96	22	19%	118
SUMMIT MEDICAL GROUP PA		106	11	9%	117
Golfview Healthcare Center		111	6	5%	117
HOSPICE OF THE EMERALD COAST INC - PANAMA CITY	2	108	7	6%	117
NEIGHBORHOOD MEDICAL CENTER		112	5	4%	117
Alhambra Health and Rehabilitation		117			117
BROOKDALE COLONIAL PARK	2	114	1	1%	117
AVOW HOSPICE INC		117			117
UNIVERSITY HEALTH SYSTEM INC		106	11	9%	117
DELAND WELLNESS CENTER			116	100%	116
MD 365 MEDICAL CARE		115	1	1%	116
LEE COUNTY SCHOOL DISTRICT	1	108	7	6%	116
BELVEDERE COMMONS OF FORT WALTON BEACH		106	10	9%	116
J FRANK AVEY MD		89	26	23%	115
TREASURE COAST MEDICAL ASSOCIATES		4	111	97%	115
SUNFLOWER SPRINGS ASSISTED LIVING		105	10	9%	115
WESTWOOD NURSING & REHAB		81	34	30%	115
CABANA AT JENSEN DUNES, THE		111	4	3%	115
TREASURE COAST FORENSIC TREATMENT CTR		94	21	18%	115
OHI WEST INC		102	13	11%	115
Fouraker Hills Rehab and Nursing		106	9	8%	115
BAY PINES MEDICAL ASSOCIATES		1	114	99%	115
SACRED HEART MEDICAL GROUP URGENT CARE		93	22	19%	115
QUALITY URGENT CARE AND WELLNESS		72	42	37%	114
TUSCAN ISLE OPERATING COMPANY LLC DBA		110	4	4%	114
SOUTH BALDWIN MEDICAL CENTER GULF SHORES		91	23	20%	114
PATRICK AIR FORCE BASE		7	107	94%	114
Courtyards of Orlando Care Center		102	12	11%	114
ELAN BUENA VISTA		97	17	15%	114
GIBBENS FAMILY MEDICAL, LLC		95	19	17%	114
ARDEN COURTS OF SARASOTA		97	17	15%	114
PUTNAM COUNTY SHERIFFS OFFICE		104	10	9%	114
UNIVERSITY MEDICAL CENTER SUITES		100	14	12%	114
CARE CENTERS OF NASSAU, LLC - HENDRICKS RD		112	1	1%	113
VITAS HEALTHCARE CORP OF FLORIDA		112	1	1%	113
AESTHETIC SURGERY CENTER OF WINTER PARK, THE	3	105	5	4%	113
VIERA HOSPITAL			113	100%	113
ADVANCED EMURGENT CARE		28	85	75%	113
TREASURE COAST PRIMARY CARE		91	21	19%	112
CLEVELAND CLINIC FOUNDATION		12	100	89%	112
VRL EUROFINs - HAWAII		112			112
ALLIED HEALTH FORT PIERCE		112			112
G & R HEALTH MART PHARMACY		91	20	18%	111
ALL MY KIDS PEDIATRICS INC		78	33	30%	111
OMNI HEALTHCARE, INC		106	5	5%	111

# COVID-19: testing by laboratory

Data through Apr 24, 2021 verified as of Apr 25, 2021 at 09:25 AM

Data in this report are provisional and subject to change.

The numbers in the table below represent the number of Florida and non-Florida residents for whom test results were received by the Department of Health. A person can be tested by more than one laboratory and can have both positive and negative results. **Therefore, the sum of the numbers in each column will be larger than the total number of people tested.**

Reporting lab	Inconclusive	Negative	Positive	Percent positive	Total
MG PORT CHARLOTTE II SUBTENANT LLC		99	12	11%	111
NAPHCARE, INC.		101	10	9%	111
UNIVERSTIY CENTER MEDICAL LLC DBA	1	105	5	5%	111
CSL PLASMA INC		8	103	93%	111
MINUTECLINIC DIAGNOSTIC OF OHIO LLC		88	22	20%	110
LENOX HILL HOSPITAL		101	9	8%	110
LAKE HOUSE ASSISTED LIVING		93	17	15%	110
Riviera Health Resort		108	1	1%	109
NORTH SHORE MEDICAL LABS	1	101	7	6%	109
CAREMOUNT MEDICAL - PATHOLOGY		105	4	4%	109
CONSULATE HEALTH CARE OF SARASOTA	1	108			109
AU HEALTH		93	16	15%	109
EVANS HEALTH CARE		106	2	2%	108
CAN COMMUNITY HEALTH		106	2	2%	108
HARBORCHASE OF NAPLES		93	15	14%	108
ASHRAF MEDICAL GROUP PLLC DBA PULSE MD		105	3	3%	108
North Lake Care Center		107	1	1%	108
EMERALD COAST BEHAVIORAL HOSPITAL		102	6	6%	108
MENORAH HOUSE		106	1	1%	107
BAY VIEW HEALTHCARE		85	22	21%	107
NAVY HOSPITAL			107	100%	107
TROPICANA MANUFACTURING COMPANY INC		101	6	6%	107
OCALA OAKS REHABILITATION CENTER		101	6	6%	107
MINUTECLINIC DIAGNOSTIC OF SOUTH CAROLINA, LLC		87	20	19%	107
BROOKDALE CANOPY OAKS		74	32	30%	106
HEART OF FLORIDA REGIONAL MED CTR		35	71	67%	106
ELMCROFT OF BELLA VITA		98	8	8%	106
WHITE PLAINS HOSPITAL CENTER LAB		102	4	4%	106
325TH MEDICAL GROUP		87	19	18%	106
NORTH FLORIDA EVALUATION AND TREATMENT CENTER	2	99	5	5%	106
EXPRESS DOCS LLC		11	94	90%	105
ST PETERSBURG PEDIATRICS-SEMINOLE		92	13	12%	105
MAJESTIC OAKS		102	3	3%	105
MEDICAL CONSULTANTS OF FLORIDA DBA	1	90	14	13%	105
TOTAL CARE PLUS LLC			105	100%	105
GRANDE, THE	2	98	4	4%	104
LECONTE MEDICAL CENTER LAB		85	19	18%	104
EAST RIDGE RETIREMENT VILLAGE INC		104			104
TALLAHASSEE VA OPC		99	5	5%	104
BLISS HEALTHCARE SERVICES	1	79	24	23%	104
PREDICTIVE LABORATORIES, INC	1	90	13	13%	104
SOUTH LAKE PEDIATRICS		90	14	13%	104
VISTA MANOR		92	12	12%	104
PEDIATRIC CARE CENTER- JACKSONVILLE BEACH		75	29	28%	104
BAPTIST MEDICAL CENTER SOUTH		82	22	21%	104
ST MARK ASSISTED LIVING CENTER	1	90	12	12%	103
MIAMI BEACH COMMUNITY HEALTH CENTER		2	101	98%	103

# COVID-19: testing by laboratory

Data through Apr 24, 2021 verified as of Apr 25, 2021 at 09:25 AM

Data in this report are provisional and subject to change.

The numbers in the table below represent the number of Florida and non-Florida residents for whom test results were received by the Department of Health. A person can be tested by more than one laboratory and can have both positive and negative results. **Therefore, the sum of the numbers in each column will be larger than the total number of people tested.**

Reporting lab	Inconclusive	Negative	Positive	Percent positive	Total
LIFESTREAM BEHAVIORIAL CENTER		82	21	20%	103
KALEIDA HEALTH CENTER FOR LABORATORY		96	6	6%	102
ADVENT HEALTH - FOUR CORNERS ER		69	33	32%	102
SUNSHINE GARDENS		101	1	1%	102
PORT CHARLOTTE REHABILITATION CENTER		88	14	14%	102
TREASURE COAST PEDIATRICS PA		96	6	6%	102
PALM BAY HOSPITAL			102	100%	102
PruittHealth Fleming Island		87	15	15%	102
HENNEPIN HEALTHCARE LABORATORY		102			102
ORLANDO LUTHERAN TOWERS ASSISTED LIVING		101			101
AFTER HOURS PEDIATRICS			101	100%	101
NORTH CENTRAL BRONX HOSPITAL		96	5	5%	101
MACADAMS HOME HEALTH AGENCY		100	1	1%	101
CCS - BROWARD COUNTY JAIL		94	7	7%	101
BROOKDALE VERO BEACH SOUTH AL		101			101
DOUGLAS T JACOBSON STATE VETERANS HOME		100			100
HAWTHORN HOUSE☐		86	14	14%	100
GLOBAL CENTRAL LABS AT PPD	2	88	10	10%	100
EMERALD COAST CENTER		96	4	4%	100
Consulate Health Care of Port Charlotte		98	2	2%	100
RARITAN BAY PERTH AMBOY		91	9	9%	100
CENTRAL FLORIDA HEALTH CARE		47	52	53%	99
DEVANSH LAB WERKS INC		79	20	20%	99
Consulate Health Care of Jacksonville		85	14	14%	99
Cross Landings Health and Rehabilitation		97	2	2%	99
SEMINOLE COUNTY HEALTH DEPARTMENT		79	19	19%	98
PENNSYLVANIA DEPT OF HEALTH		21	77	79%	98
LANDMARK, THE		48	50	51%	98
VALLEY MEDICAL CENTER		91	7	7%	98
KINGS BAY PEDIATRICS LLC		92	6	6%	98
PLAZA OF HALLANDALE BEACH		98			98
KORGENE LAB	1	28	69	70%	98
URINEGOODHANDS LLC		96	2	2%	98
FLORIDA COMMUNITY HEALTH CENTERS INC			98	100%	98
PUBLIC SQUARE PHARMACY LLC		78	20	20%	98
RIDGEWOOD DIAGNOSTIC LABORATORY		92	5	5%	97
HEALTH CENTERS AT BRENTWOOD		96	1	1%	97
SUPERIOR RESIDENCES OF LECANTO		82	15	15%	97
LAFAYETTE NURSING AND REHABILITATION CENTER		95	2	2%	97
MINNESOTA TWINS		92	5	5%	97
HURLBURT FIELD CLINIC		39	58	60%	97
HUNTSVILLE HOSPITAL LABORATORY		71	26	27%	97
ARBOR TRAIL		77	20	21%	97
PRIMECARE AT TWIN LAKES		2	94	98%	96
LABFIRST - DEPARTMENT OF PATHOLOGY		92	4	4%	96
BAYSHORE MEMORY CARE☐		96			96
VILLAGES VA CBOC	2	88	6	6%	96



# COVID-19: testing by laboratory

Data through Apr 24, 2021 verified as of Apr 25, 2021 at 09:25 AM

Data in this report are provisional and subject to change.

The numbers in the table below represent the number of Florida and non-Florida residents for whom test results were received by the Department of Health. A person can be tested by more than one laboratory and can have both positive and negative results. **Therefore, the sum of the numbers in each column will be larger than the total number of people tested.**

Reporting lab	Inconclusive	Negative	Positive	Percent positive	Total
MARKET STREET VIERA		95	1	1%	96
GRACE MEDICAL HOME		79	17	18%	96
PEDIATRIC ASSOCIATES ORLANDO		82	14	15%	96
WINDSOR OAKS		95	1	1%	96
QPS, LLC		93	3	3%	96
CROSS CITY REHABILITATION AND HEALTH CARE CENTER		72	23	24%	95
ADVENT HEALTH CENTRA CARE - EAST ORLANDO		65	30	32%	95
COLONY CARE CENTER		79	16	17%	95
THE TERRACE OF KISSIMMEE		80	15	16%	95
A COUNTRY PLACE ASSISTED LIVING FACILITY		92	2	2%	94
BRIDGEVIEW CENTER LLC		81	13	14%	94
Conway Lakes Health and Rehabilitation Center		93	1	1%	94
STONY BROOK UNIVERSITY MEDICAL CENTER		80	14	15%	94
ERIE COUNTY MEDICAL CTR CLINICAL LABS		90	4	4%	94
JOHN KNOX VILLAGE OF FLORIDA ALF	1	89	4	4%	94
EAST ALABAMA MEDICAL CENTER LABORATORY		82	12	13%	94
ADVENT HEALTH CENTRA CARE - WATERMAN		79	15	16%	94
DIAGNOSTIC SOLUTIONS		3	91	97%	94
WE SCREEN LLC		89	4	4%	93
PRESERVE AT PALM AIRE	3	90			93
SIGNATURE HEALTHCARE OF MIDDLEBURG		91	2	2%	93
NEW SMYRNA BEACH URGENT CARE			93	100%	93
KINDRED AT HOME		84	9	10%	93
GOLFCREST HEALTHCARE CENTER		93			93
BARRY UNIVERSITY STUDENT HEALTH SERVICES		52	40	43%	92
CATHOLIC HEALTH SYSTEM DEPT LABORATORY		88	4	4%	92
CATHOLIC HEALTH SERVICES REGIONAL LAB		84	8	9%	92
CALADIUM PEDIATRICS		79	13	14%	92
DOCTORS CENTER PA,THE		77	15	16%	92
Baldwin Pediatrix		81	11	12%	92
DAVITA LABORATORY		69	23	25%	92
CENTURY CENTER FOR REHABILITATION & HEALING		73	18	20%	91
SONORAN DESERT PATHOLOGY ASSOCIATES		3	88	97%	91
LAKE GIBSON VILLAGE, LLC		88	3	3%	91
BAHIA OAKS LODGE		85	6	7%	91
DEBARY HEALTH AND REHABILITATION CENTER		88	3	3%	91
SUN CLINICAL LABORATORIES		90	1	1%	91
HERON CLUB AT PRESTANCIA		89	2	2%	91
COOPER FAMILY MEDICAL PLLC		71	20	22%	91
AVERO DIAGNOSTICS		67	24	26%	91
ROSECASTLE AT DELANEY CREEK		90	1	1%	91
MAGNOLIA DIAGNOSTIC		2	89	98%	91
GRAND OAKS OF JENSEN BEACH LLC		89	2	2%	91
MANATEE COUNTY JAIL		89	1	1%	90
PANIRA HEALTHCARE CLINIC		2	88	98%	90
CRESTVIEW URGENT CARE		16	74	82%	90
KEYS MEDICAL GROUP			90	100%	90

# COVID-19: testing by laboratory

Data through Apr 24, 2021 verified as of Apr 25, 2021 at 09:25 AM

Data in this report are provisional and subject to change.

The numbers in the table below represent the number of Florida and non-Florida residents for whom test results were received by the Department of Health. A person can be tested by more than one laboratory and can have both positive and negative results. **Therefore, the sum of the numbers in each column will be larger than the total number of people tested.**

Reporting lab	Inconclusive	Negative	Positive	Percent positive	Total
MD 365 MEDICAL CARE PLLC		90			90
Winter Garden Rehab and Nursing Facility		79	11	12%	90
CHILDRENS CLINIC		39	51	57%	90
PROMEDICA SENIOR LIVING		86	4	4%	90
LPG PRIMARY CARE AT SURFSIDE		78	12	13%	90
Lanier Rehab		64	26	29%	90
PARK OF THE PALMS INC		89	1	1%	90
STUART LODGE LIVING LLC		66	23	26%	89
Winter Park Care and Rehab		88	1	1%	89
MIAMI SHORES NURSING & REHAB		89			89
ATRIUM AT LIBERTY PARK		85	4	4%	89
FREEDOM INN AT TARPON SPRINGS		82	7	8%	89
MEDRITE URGENT CARE		75	14	16%	89
PERSONAL PEDIATRICS		78	11	12%	89
EVENTEST, LLC		87	2	2%	89
NORTH FLORIDA SPINE AND WELLNESS		69	20	22%	89
ARLINGTON OF NAPLES INC, THE		89			89
ACE BIOMEDICAL LABS LLC		74	14	16%	88
ST VINCENT'S BIRMINGHAM		81	7	8%	88
GOVERNOR'S CREEK HEALTH & REHABILITATION		87	1	1%	88
BISHOP GRADY VILLAS		86	2	2%	88
ENCOMPASS HEALTH REHABILITATION HOSPITAL OF LARGO		85	3	3%	88
JENNIFER J CHIAVETTA-GRLSANTI DC		71	17	19%	88
BAYLOR GENETICS		75	13	15%	88
FLORIDA PEDIATRIC GROUP		31	57	65%	88
JERICOHO URGENT CARE		84	4	5%	88
Summit Medical Group, Pa DbA Citymd		80	7	8%	87
UNIVERSITY OF NEW MEXICO HOSPITAL		87			87
CLYDE E LASSEN STATE VETERANS NURSING HOME		62	25	29%	87
ENCOMPASS HEALTH REHABILITATION HOSPITAL		87			87
VANDERBILT UNIVERSITY MEDICAL CENTER		78	9	10%	87
BRANDON HEALTH AND REHABILITATION CENTER	1	85	1	1%	87
PACIFIC ANALYTICS			87	100%	87
EISENHOWER ARMY MEDICAL CENTER		80	7	8%	87
CHAMBREL AT ISLAND LAKE		82	4	5%	86
CAREATC		3	83	97%	86
BEACHES PEDIATRICS PA		81	5	6%	86
PENSACOLA DEVELOPMENTAL CENTER		67	19	22%	86
WALGREENS #12673		82	4	5%	86
BRILLIANCE ASSISTED LIVING		69	17	20%	86
SUNCOAST TECHNICAL COLLEGE SCHOOL OF HEALTH		86			86
DISCOVERY VILLAGE AT THE FORUM		86			86
INFINITY BIOLOGIX LLC OAKDALE		80	5	6%	85
PM PEDIATRICS		72	13	15%	85
SUWANNEE COUNTY SHERIFF OFFICE		82	3	4%	85
INSTITUTE OF PATHOLOGY KINGS COUNTY		82	3	4%	85
ARBOR OAKS AT TYRONE	9	74	2	2%	85

# COVID-19: testing by laboratory

Data through Apr 24, 2021 verified as of Apr 25, 2021 at 09:25 AM

Data in this report are provisional and subject to change.

The numbers in the table below represent the number of Florida and non-Florida residents for whom test results were received by the Department of Health. A person can be tested by more than one laboratory and can have both positive and negative results. **Therefore, the sum of the numbers in each column will be larger than the total number of people tested.**

Reporting lab	Inconclusive	Negative	Positive	Percent positive	Total
HUNTINGTON HOSPITAL LABORATORY		82	3	4%	85
PRMG - EAST NAPLES	1	73	11	13%	85
GUIDEWELL EMERGENCY MEDICINE DOCTORS LLC		51	34	40%	85
MEDEXPRESS - BLOOMIN BRANDS		65	20	24%	85
SMS DO PA		72	13	15%	85
LEVY COUNTY DEPARTMENT OF HEALTH		61	24	28%	85
W. FRANK WELLS NURSING HOME		84	1	1%	85
LONG TERM CARE OF JAY, LLC		63	21	25%	84
NITE LITE PEDIATRICS - JACKSONVILLE		76	8	10%	84
PINES OF SARASOTA GARDEN		84			84
CONCENTRA - FT LAUDERDALE - COMMERCIAL BLVD		83	1	1%	84
JESSIE TRICE COMMUNITY HEALTH SYSTEM, INC		68	16	19%	84
MIRIMUS CLINICAL LABS	2	36	46	55%	84
SHERMAN-ABRAMS LABORATORY INC		77	7	8%	84
PEDIATRIC SERVICES OF AMERICA INC		79	5	6%	84
CVS MINUTE CLINIC		3	80	96%	83
DELCARE PA		66	17	20%	83
MID FLORIDA PRIMARY CARE PA		69	14	17%	83
MISIR DRUGS LLC		70	13	16%	83
LAKE HOWELL FAMILY MEDICINE ASSOCIATES		69	14	17%	83
ROYAL CARE OF AVON PARK		80	3	4%	83
LABCORP EMPLOYER SERVICES		82	1	1%	83
MEADOWCREST FAMILY PHYSICIANS PA	1	58	24	29%	83
PLYMOUTH HOME FOR ADULTS, INC.	8	74	1	1%	83
CANOPY ON BERRYHILL, THE		51	32	39%	83
AR ANESTHESIA LLC		80	2	2%	82
LAB		29	53	65%	82
Lexington Health and Rehabilitation Center		82			82
BROWARD HEALTH MEDICAL CENTER CLINICAL LAB			82	100%	82
THE PAVILION FOR HEALTH CARE		72	10	12%	82
ALTAMONTE PEDIATRIC ASSOCIATES		31	51	62%	82
CVS NY4098030POCT NEW YORK		81	1	1%	82
CAMPBELL URGENT CARE		15	67	82%	82
Gulfport Rehabilitation Center		79	3	4%	82
COASTAL LABORATORIES OF FLORIDA		71	11	13%	82
LAB PLUS, LLC AT SAINT THOMAS WEST HOSPITAL		67	14	17%	81
BIO-TECH CLINICAL LABORATORIES		41	40	49%	81
ECOLAB GROUP		45	36	44%	81
MEDICAL PAVILION CLINIC		63	18	22%	81
HOLMES COUNTY HEALTH DEPARTMENT	1	67	13	16%	81
WALGREENS 2941		76	4	5%	80
BALMORAL TENANT SERVICES INC	1	43	36	45%	80
EMERGENCY PHYSICIANS MEDICAL CENTER LLC		57	23	29%	80
CENTRAL BALDWIN IMMEDIATE CARE & FAMILY PRACTICE		61	18	23%	79
EDGEWATER AT WATERMAN VILLAGE		78	1	1%	79
SIMED LABORATORY		63	16	20%	79
LABCORP		20	59	75%	79

# COVID-19: testing by laboratory

Data through Apr 24, 2021 verified as of Apr 25, 2021 at 09:25 AM

Data in this report are provisional and subject to change.

The numbers in the table below represent the number of Florida and non-Florida residents for whom test results were received by the Department of Health. A person can be tested by more than one laboratory and can have both positive and negative results. **Therefore, the sum of the numbers in each column will be larger than the total number of people tested.**

Reporting lab	Inconclusive	Negative	Positive	Percent positive	Total
VETERANS AFFAIRS MEDICAL CENTER - PALO ALTO		28	51	65%	79
CBS LABS OF TAMPA LLC		3	76	96%	79
1ST PRIORITY LAB SERVICES		65	14	18%	79
AESTHETIC ENHANCEMENTS		78			78
NEW MEXICO STATE PUBLIC HEALTH DIVISION		78			78
NORTH SHORE UNIVERSITY HOSPITAL LABORATORY		71	7	9%	78
BAYCARE MEDICAL GROUP		71	7	9%	78
ST VINCENTS PRIMARY CARE		70	8	10%	78
LAKE MORTON PLAZA☐		75	3	4%	78
GRAND ST PAUL CVS		76	1	1%	77
WEST VOLUSIA FAMILY AND SPORTS MEDICINE		75	2	3%	77
DOH-WEST PALM BEACH BRANCH LABORATORY		3	74	96%	77
ENCOMPASS HEALTH REHABILITATION HOSPITAL OF SARASOTA		77			77
HEALTH FIRST - PALM BAY HOSPITAL		2	75	97%	77
ORANGE CITY NURSING AND REHAB		75	2	3%	77
WALGREENS 9627		71	6	8%	77
THE GOOD SHEPARDS OF DELAND-WEST		76	1	1%	77
PALM RIVER COMMUNITY HEALTH CENTER		68	9	12%	77
BOND CLINIC PA		45	32	42%	77
SANTA BARBARA CARE CENTER		55	22	29%	77
JACOBI MEDICAL CENTER		71	5	7%	76
ASSOCIATED CLINICAL LABORATORIES		68	8	11%	76
WINDSOR REFLECTIONS		75	1	1%	76
THE TRADITION OF THE PALM BEACHES		74	2	3%	76
MOBILE PHYSICIAN SERVICES INC		68	8	11%	76
WALGREENS CO		67	9	12%	76
DYNAMIC MEDICAL USA			76	100%	76
CENTRAL FLORIDA PEDIATRICS		38	38	50%	76
CLINICAL PATHOLOGY ASSOCIATES-SONIC REFERENCE LAB		76			76
PANCARE HEALTH - FREEPORT CLINIC SUITE B		67	9	12%	76
PROMEDICA LABORATORIES		21	55	72%	76
S-H THIRTY-FIVE OPCO- PORT ST LUCIE, LLC	1	75			76
BENTLEY VILLAGE II		67	9	12%	76
TAMPA BAY CONCIERGE DOCTOR, LLC		72	3	4%	75
ELLKAY HEALTHCARE DATA PLUMBERS	52	19	4	5%	75
WATERCREST ST LUCIE WEST	1	69	5	7%	75
BREVARD HEALTH ALLIANCE INC		72	3	4%	75
STONY BROOK SOUTHAMPTON		73	2	3%	75
NOMI HEALTH LAB SERVICES LLC		7	68	91%	75
MICHAEL AKPEKE MD		66	9	12%	75
ADVENTHEALTH EXPRESSCARE		45	30	40%	75
BROWARD HEALTH MEDICAL CENTER		3	72	96%	75
LAKE CITY VA MEDICAL CENTER			74	100%	74
NAPHCARE INC		69	5	7%	74
NORTH FLORIDA PEDIATRICS		57	17	23%	74
BENTLEY CARE CENTER		74			74
EC OPCO PENSACOLA, LLC		73	1	1%	74

# COVID-19: testing by laboratory

Data through Apr 24, 2021 verified as of Apr 25, 2021 at 09:25 AM

Data in this report are provisional and subject to change.

The numbers in the table below represent the number of Florida and non-Florida residents for whom test results were received by the Department of Health. A person can be tested by more than one laboratory and can have both positive and negative results. **Therefore, the sum of the numbers in each column will be larger than the total number of people tested.**

Reporting lab	Inconclusive	Negative	Positive	Percent positive	Total
BROOKDALE OVIEDO		72	2	3%	74
NOAH CLINICAL LABORATORY		63	11	15%	74
PANCARE HEALTH - MALONE CLINIC		67	7	9%	74
OAK MANOR NURSING HOME		70	4	5%	74
SCOTT LAKE HEALTH AND REHABILITATION CENTER		71	3	4%	74
DISCOVERY VILLAGE AT PALM BEACH GARDENS		71	2	3%	73
BioReference Laboratories, Inc		8	65	89%	73
HARMONY CLINIC		1	72	99%	73
EVIVIA		70	3	4%	73
GOOD HEARTS COVID TESTING		30	43	59%	73
FLORIDA MEDICAL CLINIC PA		50	23	32%	73
SIMEDHEALTH LLC		62	11	15%	73
SOS MOBILE MEDICAL CARE LLC		61	12	16%	73
BOND CLINIC DR ELDEEB		36	37	51%	73
CONSULATE HEALTH CARE – LAKE MARY		72	1	1%	73
MAIN STREET MEDICAL CENTER OF CRESTVIEW PA		51	22	30%	73
BARNETT PARK☐		2	71	97%	73
ARTHREX MEDICAL CENTER		43	30	41%	73
SUNCOAST OPTIMAL WELLNESS		23	50	68%	73
TITUSVILLE FAMILY PRACTICE		17	56	77%	73
MD LABS		46	27	37%	73
MULBERRY CARE CENTER		62	10	14%	72
GV NAPLES OPCO, LLC		71	1	1%	72
HAVEN OF OUR LADY OF PEACE		72			72
THOMAS INTERNAL MEDICINE		60	12	17%	72
MICHAEL A VENAZIO MD		68	4	6%	72
CRAIG BERGER MD PL D/B/A BAY AREA EYE INSTITUTE		72			72
ADVANCED LAB		67	4	6%	71
LUTHERAN HAVEN ASSISTED LIVING		71			71
AMMON LABS		61	10	14%	71
MED EXPRESS		6	65	92%	71
CL BRUMBACK PRIMARY CARE CLINICS		17	54	76%	71
Salerno Bay Health & Rehabilitation Center		61	10	14%	71
INN AT ASTON GARDENS AT PELICAN POINTE,THE		67	4	6%	71
Lakeside Oaks Care Center		67	4	6%	71
STERLING HOUSE OF TALLAHASSEE	3	62	6	8%	71
PRODUCTION HEALTH SAFETY MANAGEMENT		69	2	3%	71
INDIGO MANOR☐		22	49	69%	71
ADVENT HEALTH - LAKE MARY		61	10	14%	71
PACIFICA SUNRISE☐		63	8	11%	71
REHAB AND HEALTHCARE CENTER OF CAPE CORAL		70			70
CP/AIG PENSACOLA DEVELOPMENT LLC		67	3	4%	70
TOWERS HOME CARE☐		66	4	6%	70
SUNCOAST COMMUNITY HEALTH CENTERS PEDIATRICS		21	49	70%	70
Highlands Regional Hospital		63	7	10%	70
DEVELOPMENTAL DISABILITIES DEFENDANT PROGRAM		68	2	3%	70
ISLAND COAST PEDIATRICS		62	8	11%	70



# COVID-19: testing by laboratory

Data through Apr 24, 2021 verified as of Apr 25, 2021 at 09:25 AM

Data in this report are provisional and subject to change.

The numbers in the table below represent the number of Florida and non-Florida residents for whom test results were received by the Department of Health. A person can be tested by more than one laboratory and can have both positive and negative results. **Therefore, the sum of the numbers in each column will be larger than the total number of people tested.**

Reporting lab	Inconclusive	Negative	Positive	Percent positive	Total
ROCKLEDGE REGIONAL MEDICAL CENTER		30	40	57%	70
WORLD OF PEDIATRICS LLC		62	8	11%	70
SUMMIT AT VENICE	2	63	5	7%	70
USF HEALTH MORSANI CENTER		5	65	93%	70
PLANTATION GENERAL HOSPITAL CLINICAL LAB		26	43	62%	69
SAN JOSE SENIOR CARE LLC	1	43	25	36%	69
GEORGE E WEEMS MEMORIAL HOSPITAL LAB		59	10	14%	69
LINCOLN MEDICAL AND MENTAL HEALTH CENTER		66	3	4%	69
FAST PACE MEDICAL CLINIC, PLLC		58	11	16%	69
MEMORIAL MANOR		69			69
PARKSIDE INN	3	64	2	3%	69
HERITAGE HEALTHCARE AND REHABILITATION CENTER		69			69
Stratford Court of Palm Harbor		58	10	15%	68
CAMP BOGGY CREEK		67	1	1%	68
NORTHWESTERN UNIVERSITY CORP		67	1	1%	68
AEL- MEMPHIS		17	51	75%	68
GENPATH			68	100%	68
CLEARWATER PAIN MANAGEMENT ASSOCIATES		66	2	3%	68
ORTHOPAEDIC SURGERY CENTER		68			68
NORTH FLORIDA PEDIATRICS - JACKSONVILLE		62	6	9%	68
BIG BOCA SMILES LLC		66	2	3%	68
ST JOSEPHS HOSPITAL SOUTH HOSPITAL			68	100%	68
SUMTER PEDIATRICS		63	5	7%	68
MEASE MANOR INC		63	4	6%	67
SAMFORD UNIVERSITY HEALTH SERVICES		66	1	1%	67
SOMERBY OF SANTA ROSA BEACH		58	9	13%	67
BOND AND STEELE CLINIC, PA		53	14	21%	67
WILSON MEMORIAL REGIONAL MEDICAL CENTER		63	4	6%	67
FLORIDA HEALTH CARE		8	59	88%	67
MINUTECLINIC DIAGNOSTIC OF NEW JERSEY		59	8	12%	67
MINUTECLINIC DIAGNOSTIC OF KANSAS, PA		58	9	13%	67
INTERNAL MEDICINE ASSOCIATES PA		62	4	6%	66
NORTH FLORIDA PHARMACY		59	7	11%	66
OKEECHOBEE URGENT CARE		17	49	74%	66
MEDEX MEDICAL EXPRESS OF PALATKA			66	100%	66
KESHAV RX LLC		54	12	18%	66
AMERICAN FAMILY MEDICAL		53	13	20%	66
ADVENT HEALTH - PALM COAST		2	64	97%	66
ATLAN		58	8	12%	66
VETERANS AFFAIRS MEDICAL CENTER - GULF COAST		27	39	59%	66
LEE COMMUNITY HEALTHCARE - LEHIGH		56	10	15%	66
HERNANDO COUNTY FIRE RESCUE DISTRICT		31	34	52%	65
WADSWORTH HEALTH CENTER		62	3	5%	65
EAST HILL PHARMACY		46	19	29%	65
OCOE PEDIATRICS		57	8	12%	65
ADVENTHEALTH MEDICAL GROUP MULTISPECIALTY			65	100%	65
HORIZON ALF		64	1	2%	65

# COVID-19: testing by laboratory

Data through Apr 24, 2021 verified as of Apr 25, 2021 at 09:25 AM

Data in this report are provisional and subject to change.

The numbers in the table below represent the number of Florida and non-Florida residents for whom test results were received by the Department of Health. A person can be tested by more than one laboratory and can have both positive and negative results. **Therefore, the sum of the numbers in each column will be larger than the total number of people tested.**

Reporting lab	Inconclusive	Negative	Positive	Percent positive	Total
PANCARE HEALTH - JACKSON COUNTY		54	11	17%	65
LEE MEMORIAL HEALTH SYSTEM D/B/A LEE COMMUNITY		60	5	8%	65
ADVENT HEALTH CENTRA CARE - WINTER GARDEN		19	46	71%	65
SUMMER VISTA ASSISTED LIVING		38	27	42%	65
DAVENPORT PEDIATRICS CLERMONT PA		57	8	12%	65
OUT OF STATE		40	25	38%	65
ROSECASTLE OF JACKSONVILLE LLC		64	1	2%	65
SAFARI PEDIATRICS PA		63	2	3%	65
CORAL GABLES HOSPITAL			65	100%	65
BROOKDALE CENTRE POINTE	1	64			65
TROY REGIONAL MEDICAL CENTER		54	11	17%	65
LAKE SHERIFF		48	17	26%	65
NXGEN MDX		20	45	69%	65
LPG CONVENIENT CARE AT PINE ISLAND ROAD		58	6	9%	64
MINUTECLINIC DIAGNOSTIC OF HAWAII LLC		57	7	11%	64
BRADFORD COUNTY HEALTH DEPARTMENT		63	1	2%	64
NEMOURS CHILDRENS PRIMARY CARE OVIEDO		51	13	20%	64
TRINITY AL SENIOR HOUSING LLC		45	19	30%	64
JOHN D ARCHBOLD MEMORIAL HOSPITAL		62	2	3%	64
GOLDEN POND COMMUNITIES		64			64
NORTH FLORIDA MEDICAL CENTER		58	6	9%	64
GREENLEAF ALF		63	1	2%	64
SILVER LAKE PEDIATRICS PA		57	7	11%	64
JOSEPH L MORSE GERIATRIC CENTER	2	59	3	5%	64
ST FRANCIS HOSPITAL		56	8	13%	64
VIERA HEALTH AND REHABILITATION CENTER		62	2	3%	64
APC PEDIATRICS AT RYE ROAD MEDICAL PARK		63	1	2%	64
FLORIDA HEALTH CARE DELAND			63	100%	63
DAVID POSNACK JEWISH DAY SCHOOL		63			63
BEEHIVE HOMES OF GULF BREEZE		47	16	25%	63
MEDI CLINIC SARASOTA INC		62	1	2%	63
BIOREFERENCE LABORATORIES INC		11	52	83%	63
NICEVILLE URGENT CARE		17	46	73%	63
CINNAMON COVE ALF		62	1	2%	63
Palms at Ponte Vedra Assisted Livning and Memory Care		60	3	5%	63
PALM BAY URGENT CARE		28	35	56%	63
BURRY'S PHARMACY INC		38	25	40%	63
ERDOX		58	5	8%	63
MEDLOGIC LABORATORIES		3	59	95%	62
DEPT OF VA MED CENTE-WEST PALM BEACH			62	100%	62
EMERALD COAST HOSPICE		61	1	2%	62
LAKELAND REGIONAL HEALTH		38	24	39%	62
OVERLOOK HOSPITAL LABORATORY		57	5	8%	62
ST CLOUD PHYSICIAN MANAGEMENT LLC DBA ST CLOUD		28	34	55%	62
Grand Villa of Clearwater		57	5	8%	62
EVAN R SHAPIRO MD PA		62			62
Bon Secours Maria Manor		56	6	10%	62

# COVID-19: testing by laboratory

Data through Apr 24, 2021 verified as of Apr 25, 2021 at 09:25 AM

Data in this report are provisional and subject to change.

The numbers in the table below represent the number of Florida and non-Florida residents for whom test results were received by the Department of Health. A person can be tested by more than one laboratory and can have both positive and negative results. **Therefore, the sum of the numbers in each column will be larger than the total number of people tested.**

Reporting lab	Inconclusive	Negative	Positive	Percent positive	Total
TBI RESIDENTIAL SERVICES, INC.		51	11	18%	62
FLORIDA MEDICAL CLINIC - MULTI SPECIALTY CAMPUS		28	34	55%	62
MENTAL HEALTH CARE INC		53	9	15%	62
LPG PRIMARY CARE AT PINE ISLAND		50	12	19%	62
FAMILY HEALTH CENTER		43	18	30%	61
DEPT OF VA MEDICAL CENTER - MIAMI	1	57	3	5%	61
LAKE CO EMPLOYEE HEALTH AND WELLNESS CENTER		54	7	11%	61
MINUTECLINIC DIAGNOSTIC OF SOUTH CAROL		56	5	8%	61
ERIC C MRSHAL, MD, PC #1842		58	3	5%	61
CARE CENTERS OF NASSAU LLC MINER ROAD SOUTH		61			61
RITECARE MED CTR H			61	100%	61
CDR MAGUIRE INC	1	7	53	87%	61
WASHINGTON REHABILITATION AND NURSING CENTER		51	10	16%	61
AHMG SURGICAL SPECIALIST		61			61
URGENT CARE USA LLC		2	59	97%	61
DOT DOC SARASOTA		56	5	8%	61
MICHIGAN DEPARTMENT OF HEALTH AND HUMAN SERVICES	1		60	98%	61
81ST MEDICAL GROUP		28	32	53%	60
CHILDREN'S HOSPITAL OF ALABAMA		59	1	2%	60
WAVE CREST HEALTH AND REHABILITATION CENTER		57	3	5%	60
TWIN CREEKS ASSISTED LIVING & MEMORY CARE		57	3	5%	60
THE PRESERVE AT CLEARWATER		58	2	3%	60
PREMIUM HEALTH SERVICES OF TAMPA BAY LLC		36	24	40%	60
CALHOUN COUNTY HEALTH DEPT		31	29	48%	60
PREMISE HEALTH MIA		22	38	63%	60
INTERNAL LAB		50	10	17%	60
GRAND AVENUE RX			60	100%	60
BIOTECH		52	7	12%	59
TUKA PEDIATRICS		7	52	88%	59
UHEALTH AT FISHER ISLAND			59	100%	59
FERN PARK DEVELOPMENTAL CENTER		5	54	92%	59
BIG BEND CARES, INC		51	8	14%	59
CARDIOLOGY AND MEDICINE ASSOCIATES		43	16	27%	59
ADVENT HEALTH - MOUNT DORA		10	49	83%	59
TREASURE COAST URGENT & FAMILY CARE		34	25	42%	59
STEINHATCHEE FAMILY MEDICAL CENTER	1	50	8	14%	59
MILLENIUM PHYSICIANS GROUP		1	58	98%	59
BOCA BIOLISTICS LLC		46	13	22%	59
MARQUIS LABS, LLC		57	2	3%	59
VALENCIA HOUSE ALF		57	2	3%	59
BUECHELE DENTAL PA DBA CLERMONT FAMILY DENTISTRY		48	10	17%	58
SARATOGA HOSPITAL LABORATORY		52	6	10%	58
PALM BAY PEDIATRICS		38	20	34%	58
HEALTHPARK MEDICAL CTR NURSING SVC		58			58
LINCOLN DIAGNOSTIC LAB		56	2	3%	58
S-H THIRTY FIVE OPCO - ORANGE CITY, LLC		48	10	17%	58
COOPER FAMILY MEDICAL, PLLC		48	10	17%	58

# COVID-19: testing by laboratory

Data through Apr 24, 2021 verified as of Apr 25, 2021 at 09:25 AM

Data in this report are provisional and subject to change.

The numbers in the table below represent the number of Florida and non-Florida residents for whom test results were received by the Department of Health. A person can be tested by more than one laboratory and can have both positive and negative results. **Therefore, the sum of the numbers in each column will be larger than the total number of people tested.**

Reporting lab	Inconclusive	Negative	Positive	Percent positive	Total
CORNERSTONE PEDIATRICS		46	12	21%	58
Margate Health and Rehabilitation Center		56	2	3%	58
KINDRED HOSPITAL CENTRAL TAMPA BLOOD GAS	1	52	5	9%	58
ALEXANDER NININGER STATE VETERANS		58			58
SONATA BOCA RATON		54	4	7%	58
KEY WEST MEDICAL CENTER	1	50	7	12%	58
SOUTHSIDE HOSPITAL NORTHWELL HEALTH LABORATORY		49	8	14%	57
TRADITIONAL HOME HEALTH OF PALM BEACH INC		55	2	4%	57
GENESIS DERMATOLOGY		53	4	7%	57
MALCOM RANDALL DEPT OF VAMC			57	100%	57
LONG ISLAND JEWISH MED CTR		52	5	9%	57
BAYOU GARDENS DUNEDIN LLC		57			57
KAPG FLEMING ISLAND SENIOR HOUSING OPCO LLC	1	56			57
ALZHEIMERS CARE CENTER OF VIERA LTD		37	20	35%	57
THE CANOPY AT BERRYHILL		57			57
ADVENTHEALTH MEDICAL GROUP FAMILY MEDICINE		52	5	9%	57
VIP WALK IN CLINIC		34	23	40%	57
ASCENSION SACRED HEART BAY LABORATORY		54	3	5%	57
LPG PULMONOLOGY-COCONUT POINT		49	8	14%	57
ALL AMERICAN URGENT CARE			57	100%	57
FINLAY CLINICAL LABORATORY		20	37	65%	57
TGH URGENT CARE POWERED BY FAST TRACK			57	100%	57
PATHOLOGY CONSULTANTS OF NEW MEXICO		56			56
ATRIA PARK OF LAKE FOREST (WG HERITAGE LF LLC)		54	2	4%	56
ST JOSEPHS CHILDRENS OUTREACH			56	100%	56
Heritage Park Care and Rehabilitation		55	1	2%	56
TIFFANY HALL NURSING AND REHAB		44	12	21%	56
SPRING MANOR ASSISTED LIVING		56			56
MAUREEN OROURKE-FUTEY			56	100%	56
CITYMD OF MANAHAWKIN		54	2	4%	56
MINUTECLINIC, LLC		49	7	13%	56
EAGLES WATCH CLUSTER		47	9	16%	56
CENTRA CARE – LAKE NONA		6	50	89%	56
HIALEAH HOSPITAL RESPIRATORY DEPT			56	100%	56
NITE LITE PEDIATRICS - PORT ST. LUCIE		46	9	16%	55
DAVITA LABS		55			55
KENDALL REGIONAL MEDICAL CENTER LAB	3		52	95%	55
TRINITY URGENT CARE		41	14	25%	55
GENTIVA HEALTH SERVICES CERTIFIED INC		52	3	5%	55
TANVIR H SHAGAR NP		48	7	13%	55
GRAND VILLA OF DEL RAY WEST		51	4	7%	55
VPA PC LAB		48	7	13%	55
EAST CENTRAL FLORIDA OUTPATIENT IMAGING		43	12	22%	55
HOLY NAME HOSPITAL LABORATORY		53	2	4%	55
WEST ISLIP URGENT CARE		50	5	9%	55
Rehabilitation Center of the Palm Beaches		55			55
LONG ISLAND UNIVERSITY - POST CAMPUS		50	5	9%	55

# COVID-19: testing by laboratory

Data through Apr 24, 2021 verified as of Apr 25, 2021 at 09:25 AM

Data in this report are provisional and subject to change.

The numbers in the table below represent the number of Florida and non-Florida residents for whom test results were received by the Department of Health. A person can be tested by more than one laboratory and can have both positive and negative results. **Therefore, the sum of the numbers in each column will be larger than the total number of people tested.**

Reporting lab	Inconclusive	Negative	Positive	Percent positive	Total
SONATA HUNTERS CREEK		47	8	15%	55
PREMIER MEDICAL ASSOCIATES ALL FLORIDA LLC		54	1	2%	55
FG RAPID		49	5	9%	54
CLERMONT HEALTH AND REHAB		40	14	26%	54
CAMBRIDGE SECURITY SERVICES		51	3	6%	54
ORLANDO CLINICAL RESEARCH CENTER		51	3	6%	54
FAMILY EXTENDED CARE OF PUNTA GORDA		54			54
PERSONAL PEDIATRICS PA		51	3	6%	54
UNITED LABORATORY SERVICES CORPORATION		38	16	30%	54
LAKE INTERNAL MEDICINE ASSOCIATES PA		47	7	13%	54
PENNSYLVANIA DEPARTMENT OF HEALTH BUREAU OF LABORATORIES			54	100%	54
JUNIPER VILLAGE AT NAPLES		53	1	2%	54
ST. CLOUD MEDICAL GROUP		54			54
FUTURE PEDIATRICS		51	3	6%	54
APOLLOMDX LABS		32	22	41%	54
CAPE REGIONAL MEDICAL CENTER		51	3	6%	54
SARASOTA CO. HEALTH DEPT # 58		40	14	26%	54
Jupiter Medical Center Pavilion		53	1	2%	54
CERTUS MTD OPCP LLC		52	2	4%	54
NEW YORK PRESBYTERIAN - QUEENS DIAGNOSTIC		50	4	7%	54
CAREATC INC BRANDON	12	38	3	6%	53
MISSION OAKS ASSISTED LIVING		51	2	4%	53
BARNES HEALTHCARE OF FLORIDA LLC		49	4	8%	53
Osprey Point Nursing Center		51	2	4%	53
ADVENT HEALTH EXPRESS CARE		5	48	91%	53
ALLIANCE COMMUNITY FOR RETIREMENT LIVING		53			53
CITY OF OCALA EMPLOYEE HEALTH AND WELLNESS CENTER		46	7	13%	53
QUOTIENT SCIENCES LABS LLC			53	100%	53
ROCHESTER GENERAL HOSPITAL LABORATORY		49	4	8%	53
ST ANTHONYS PRIMARY CARE LLC/JACKSON STREET			53	100%	53
ORCHID COVE AT DAYTONA		45	8	15%	53
ADVANCE URGENT CARE CENTER, LLC		11	42	79%	53
SOMERSET			53	100%	53
LITTLE NECK URGENT CARE		51	2	4%	53
UNIVERSITY OF WEST FLORIDA, THE		52	1	2%	53
HOME CARE PHARMACY		53			53
THE MEDICAL GROUP OF SOUTH FLORIDA INC		46	6	12%	52
SIDDH INC DBA SAN CARLOS PHARMACY		48	4	8%	52
INTERNAL MEDICINE SPECIALIST		46	6	12%	52
ADVENT HEALTH		49	3	6%	52
SUNSHINE PEDIATRICS		51	1	2%	52
SNH BRFL TENANT LLC	2	50			52
PHILLIPPE RIDGE		40	12	23%	52
FELICIDAD MEDICAL CENTER		5	46	90%	51
GULFVIEW MEDICAL INSTITUTE		51			51
GRAND VILLA OF ALTAMONTE SPRINGS		44	7	14%	51
SOUTHEAST ALABAMA MEDICAL CENTER			51	100%	51



# COVID-19: testing by laboratory

Data through Apr 24, 2021 verified as of Apr 25, 2021 at 09:25 AM

Data in this report are provisional and subject to change.

The numbers in the table below represent the number of Florida and non-Florida residents for whom test results were received by the Department of Health. A person can be tested by more than one laboratory and can have both positive and negative results. **Therefore, the sum of the numbers in each column will be larger than the total number of people tested.**

Reporting lab	Inconclusive	Negative	Positive	Percent positive	Total
AMELIA ASSISTED LIVING FACILITY		51			51
LAKELAND REGIONAL HEALTH GATEWAY CENTER		28	23	45%	51
AVANTE ST CLOUD		48	3	6%	51
TGH URGENT CARE - RIVERVIEW			51	100%	51
IMA MEDICAL CENTER		34	17	33%	51
OPTUMCARE SOUTH FLORIDA, LLC		43	8	16%	51
WALGREENS #10373		49	2	4%	51
INN AT THE FOUNTAINS, THE		34	17	33%	51
LPG PEDIATRICS AT PAGE FIELD		50	1	2%	51
MINUTECLINIC DIAGNOSTIC OF NORTH CAROLINA		49	2	4%	51
SOUTH CAROLINA DEPT OF HEALTH AND ENVIRONMENT CONTROL		11	40	78%	51
NORTH CAROLINA DEPARTMENT OF HEALTH & HUMAN SERVICES	1		50	98%	51
PROFESSIONAL PEDIATRICS		49	2	4%	51
QHC UPSTATE MEDICAL PC		42	9	18%	51
MIAMI CLINICAL RESEARCH CORP		12	39	76%	51
PRACTICE MANAGEMENT OF AMERICA, INC.		7	43	86%	50
MARIANNA HEALTH AND REHABILITATION CENTER		49	1	2%	50
HIGHLANDS COUNTY FIRE RESCUE		50			50
SUNSHINE PEDIATRICS OF CENTRAL FLORIDA PL		47	3	6%	50
SUNSHINE ASSISTED LIVING		50			50
HILA BECKERMAN MD LLC	1	45	4	8%	50
BETHUNE-COOKMAN UNIVERSITY		32	18	36%	50
PORT ST. LUCIE - ZAXBY'S		50			50
POPLAR HEALTHCARE PLLC	1	11	38	76%	50
MILLENIA ADVANCED SCIENTIFIC LLC			50	100%	50
WALGREENS #05625		45	5	10%	50
IMMEDIATE CARE PA		46	4	8%	50
LIGHTHOUSE PEDIATRICS OF NAPLES		44	6	12%	50
NIGHT LITE PEDIATRICS CENTER LLC		10	40	80%	50
ADVENT HEALTH - LAKE WALES		38	12	24%	50
RAINBOW PEDIATRICS PC LLC / BREAKFAST POINT		39	11	22%	50
CARE ATC - ANDES			50	100%	50
BENTON HOUSE OF PORT ORANGE		44	6	12%	50
USF		1	48	98%	49
ARCPOINT LABS OF WEST PALM BEACH		9	40	82%	49
S-H THIRTY FIVE OPCO - LUTZ, LLC		48	1	2%	49
HEALTH FIRST - CAPE CANAVERAL HOSPITAL		1	48	98%	49
Citymd Of Toms River		42	7	14%	49
ADVENTIST HEALTH SYSTEM FLORIDA		34	15	31%	49
Guardian Care Nursing and Rehabilitation Center		49			49
ALLEGRO		47	2	4%	49
DOH		23	26	53%	49
GRAMERCY PARK URGENT CARE		47	2	4%	49
NORTHBROOK CENTER FOR		47	2	4%	49
MADISON COUNTY MEMORIAL HOSPITAL LABORATORY		15	34	69%	49
MINUTECLINIC DIAGNOSTIC MEDICAL GROUP		45	4	8%	49
SOLARIS SENIOR LIVING NORTH NAPLES		48	1	2%	49

# COVID-19: testing by laboratory

Data through Apr 24, 2021 verified as of Apr 25, 2021 at 09:25 AM

Data in this report are provisional and subject to change.

The numbers in the table below represent the number of Florida and non-Florida residents for whom test results were received by the Department of Health. A person can be tested by more than one laboratory and can have both positive and negative results. **Therefore, the sum of the numbers in each column will be larger than the total number of people tested.**

Reporting lab	Inconclusive	Negative	Positive	Percent positive	Total
FHMG_CTR FOR SENIOR HEALTH		44	5	10%	49
CDR MAGUIRE - MIAMI BEACH CC MISSION 17388		2	47	96%	49
SOFT CELL LABORATORIES		45	4	8%	49
ORLANDO COVID TEST , LLC		42	6	13%	48
ALWAYS BEST CARE SENIOR SERVICES		43	5	10%	48
SEWANEE MOLECULAR DIAGNOSTICS LABORATO		48			48
CARE 4 U MANAGEMENT, INC			48	100%	48
PINES NURSING HOME		46	2	4%	48
LYSTER ACH FT RUCKER AL		45	3	6%	48
BASSETTI MEDICAL RESEARCH INC		34	14	29%	48
GRAND OAKS OF PALM CITY LLC□	1	41	6	13%	48
COURTYARD GARDENS OF BOYNTON BEACH, LLC		45	3	6%	48
BITTINGS APOTHECARY INC		42	6	13%	48
NAPLES PEDIATRICS INC□		43	5	10%	48
JFK MEDICAL CENTER NORTH LAB		1	47	98%	48
SOMA MEDICAL CENTER PA #3		10	38	79%	48
THE TERRACE OF JACKSONVILLE		3	45	94%	48
PREMIER MEDICAL ASSOCIATES		46	2	4%	48
CAREMED INTERNAL MEDICINE		30	18	38%	48
HERNANDO ENDOSCOPY AND SURGERY CENTER		37	11	23%	48
BAPTIST URGENT CARE		44	4	8%	48
MORTON PLANT			48	100%	48
ISLAND URGENT CARE PLLC		44	4	8%	48
COURTYARD GARDENS OF JUPITER		48			48
PREMIER COMMUNITY HEALTHCARE GROUP INC		46	2	4%	48
INTERCOASTAL MEDICAL GROUP		2	46	96%	48
BAY CENTER HURRICANE SHELTER		48			48
ROYAL PALM SENIOR RESIDENCE		47			47
ROADS PEDIATRICS,LLC		44	3	6%	47
BLUE SPRINGS SURGERY CENTER		47			47
WINTER GARDEN REHAB AND NURSING CENTER		43	4	9%	47
MOBILE DOC FL, LLC		29	18	38%	47
FAMILY EXTENDED CARE OF WINTER HAVEN		45	2	4%	47
PANCARE HEALTH - BAY COUNTY - YOUNGSTOWN		42	5	11%	47
NAVARRE GARDENS		41	6	13%	47
URGENT CARE & WELLNESS CENTER		15	32	68%	47
CONCENTRA URGENT CARE		43	4	9%	47
POINTE AT NEW PORT PLACE,THE		47			47
GROWING TOGETHER PEDIATRICS, LLC		41	6	13%	47
CITY OF CAPE CORAL		36	11	23%	47
Casa Mora Rehabilitation & Extended Care		45	2	4%	47
COMPLETE HOME CARE OF THE PALM BEACHES LLC		43	4	9%	47
INTERLAB		1	46	98%	47
ADVENT HEALTH MEDICAL GROUP OB GYN AT		40	6	13%	46
NORTH FLORIDA / SOUTH GEORGIA VETERANS HEALTH SYSTEM		1	45	98%	46
WG EVERGREEN WOODS SH LLC		46			46
BAY STREET PHARMACY□		41	5	11%	46

# COVID-19: testing by laboratory

Data through Apr 24, 2021 verified as of Apr 25, 2021 at 09:25 AM

Data in this report are provisional and subject to change.

The numbers in the table below represent the number of Florida and non-Florida residents for whom test results were received by the Department of Health. A person can be tested by more than one laboratory and can have both positive and negative results. **Therefore, the sum of the numbers in each column will be larger than the total number of people tested.**

Reporting lab	Inconclusive	Negative	Positive	Percent positive	Total
PREMIER PLACE HEALTHCARE AT THE GLENVIEW		46			46
KAPG ST AUGUSTINE SENIOR HOUSING OPCO LLC		37	9	20%	46
PATRICK MANOR INCORPORATED		46			46
ALL CARE URGENT CARE			46	100%	46
ADVENTHEALTH MEDICAL GROUP FAMILY & INTERNAL		20	26	57%	46
THORNBURG PEDIATRICS		42	4	9%	46
H LEE MOFFITT CANCER CENTER MICRO		46			46
HARTFORD HEALTH SERVICES LLC		46			46
TRICORE REF LABS - UNIV OF NM		46			46
WALGREENS 3145		43	3	7%	46
COLLIER BLVD HMA PHYSICIAN MANAGEMENT LLC		46			46
EAST MANATEE FAMILY	1	1	44	96%	46
LUTHERAN HAVEN EXTENDED CONGREGATE CAR		46			46
MINUTECLINIC DIAGNOSTIC OF LOUISIANA		43	3	7%	46
WALGREEN		36	10	22%	46
SAN CARLOS PHARMACY		39	7	15%	46
ALLIANCE OF PHYSICIANS AGAINST COVID-19			46	100%	46
COLLIER URGENT CARE CENTERS		44	1	2%	45
MID-FLORIDA PATHOLOGY, LLC		35	10	22%	45
REDI-MED WALK-IN FAMILY CARE			45	100%	45
CVS MINUTE CLINIC DIAGNOSTIC OF NORTH CAROL		39	6	13%	45
STUART URGENT CARE			45	100%	45
AVALON PARK RETIREMENT RESIDENCE		43	2	4%	45
IMA MEDICAL GROUP POINCIANA		18	27	60%	45
PLAINVIEW URGENT CARE		42	3	7%	45
VOLUSIA COUNTY BRANCH JAIL		1	44	98%	45
ST JUDE LABORATORIES		40	5	11%	45
SOUTHPORT SQUARE HARBOUR HEALTH		45			45
BRP SH OPCO LLC		45			45
NEXT MOLECULAR ANALYTICS		14	31	69%	45
LEE PHYSICIAN GROUP COLLEGE POINT		45			45
LEE MEMORIAL HEALTH SYSTEM		40	5	11%	45
GREENSBORO PATHOLOGY LLC		34	11	24%	45
BD MEDICAL SYSTEMS		43	2	4%	45
NEOGENOMICS LABORATORIES INC		45			45
ADULT MEDICINE OF LAKE COUNTY INC			45	100%	45
LARA HEALTH AND WELLNESS CENTER LLC		45			45
BENTON HOUSE OF ST. JOHNS		43	2	4%	45
NEWPATH DIAGNOSTICS		36	8	18%	44
Gulf Shore Care Center		39	5	11%	44
FLORIDA HOSPITAL		28	16	36%	44
RADIOLOGY ASSOCIATES OF VENICE AND ENGLEWOOD		42	2	5%	44
BENTON HOUSE OF CLERMONT		44			44
SOUTH FLORIDA BAPTIST HOSPITAL			44	100%	44
PRINCETON VILLAGE☐		40	4	9%	44
INNOVATIVE GX LABORATORIES		37	7	16%	44
THE MERIDIAN AT BOCA RATON	1	43			44

# COVID-19: testing by laboratory

Data through Apr 24, 2021 verified as of Apr 25, 2021 at 09:25 AM

Data in this report are provisional and subject to change.

The numbers in the table below represent the number of Florida and non-Florida residents for whom test results were received by the Department of Health. A person can be tested by more than one laboratory and can have both positive and negative results. **Therefore, the sum of the numbers in each column will be larger than the total number of people tested.**

Reporting lab	Inconclusive	Negative	Positive	Percent positive	Total
PIERCE INSTRUMENTS INC		43	1	2%	44
MULBERRY'S MOBILE PROVIDER SERVICES LLC□		29	15	34%	44
ENCOMPASS HEALTH REHABILITATION OF ALTAMONTE		39	5	11%	44
ASHTON PLACE	3	37	4	9%	44
TRIPLE O MEDICAL SERVICES INC		41	3	7%	44
LOURDES HOSPITAL INC		42	2	5%	44
PEDIATRICS OF CENTRAL FLORIDA – SAINT CLOUD	2	40	2	5%	44
UNION MEDICAL CARE PLLC		43	1	2%	44
LAKE COUNTY SCHOOLS EMPLOYEE HEALTH CENTER		32	12	27%	44
PINELLAS INTERNAL MEDICINE ASSOCIATES	1	39	3	7%	43
FIRST CHOICE URGENT CARE		12	31	72%	43
BIOFIRE		11	32	74%	43
BRONX LEBANON HOSPITAL-MEDICAL CENTER		39	4	9%	43
ST LUCIE COUNTY JAIL		28	15	35%	43
THE PALMS PHARMACY, INC		40	3	7%	43
EC OPCO TIMBERLIN PARC LLC		43			43
EMORY CLINIC, THE		41	2	5%	43
LAKE MARY KIDS CENTRA CARE		33	10	23%	43
University Hills health and Rehabilitation		33	10	23%	43
FLAGLER HOSPITAL INC	2		41	95%	43
DUVAL PHARMACY		32	11	26%	43
CAREHERE LAKE SCHOOLS EMPLOYEE HEALTH CENTER		29	14	33%	43
WOLFF CTR FOR CHILD & ADOLESCENT HEALTH PLLC,THE		26	17	40%	43
RESIDENTIAL PLAZA AT BLUE LAGOON INC		39	4	9%	43
UNIVERSITY BEHAVIORAL CENTER		43			43
BRANCH MEDICAL CLINIC			43	100%	43
D W MCMILLAN MEMORIAL HOSPITAL		31	11	26%	42
STAT ONE URGENT CARE CENTER		2	40	95%	42
BAYCARE MEDICAL GROUP INC		3	39	93%	42
MAKO MEDICAL		21	21	50%	42
WEISS PEDIATRIC CARE LLC		28	14	33%	42
WALK IN MEDICAL URGENT CARE		42			42
LONGLEAF DIAGNOSTIC LABORATORIES		13	29	69%	42
UNIVERSITY HOSPITAL		35	7	17%	42
STETSON UNIVERSITY STUDENT HEALTH CENTER		3	39	93%	42
Atlantic Shore Nursing and Rehab		42			42
REOPEN DIAGNOSTICS			42	100%	42
ATRIA WILLOW WOOD		40	2	5%	42
WHITE-WILSON MEDICAL CENTER		31	11	26%	42
DHMD		42			42
ORLANDO HEALTH PRIMARY CARE PEDIATRICS		39	3	7%	42
CLINICAL LABORATORY		42			42
MAIMONIDES-SHALOM ACADEMY, INC		41	1	2%	42
NORTHWELL HEALTH PLAINVIEW HOSPITAL LABORATORY		33	9	21%	42
WINDSOR WOODS REHAB & HEALTHCARE CTR		40	2	5%	42
SEWALLS POINT PHARMACY INC		34	8	19%	42
PACIFICA SENIOR LIVING OCALA		37	5	12%	42

# COVID-19: testing by laboratory

Data through Apr 24, 2021 verified as of Apr 25, 2021 at 09:25 AM

Data in this report are provisional and subject to change.

The numbers in the table below represent the number of Florida and non-Florida residents for whom test results were received by the Department of Health. A person can be tested by more than one laboratory and can have both positive and negative results. **Therefore, the sum of the numbers in each column will be larger than the total number of people tested.**

Reporting lab	Inconclusive	Negative	Positive	Percent positive	Total
KIVA AT CANTERBURY		25	17	40%	42
CITRUS COUNTY HEALTH DEPARTMENT		35	6	15%	41
PEDIATRICS OF CENTRAL FLORIDA KISSI		33	8	20%	41
GRAND VILLA OF NEW PORT RICHEY		34	7	17%	41
BULLS HEAD URGENT CARE		39	2	5%	41
RIVERHEAD URGENT CARE		40	1	2%	41
SMH PHYSICIAN SERVICES INC		40	1	2%	41
CROSSROADS URGENT CARE		26	15	37%	41
BOND CLINIC, PA		11	30	73%	41
SOUTHCOR LABORATORY		7	34	83%	41
NIGHT LITE PEDIATRIC CENTER		10	31	76%	41
ADVENT HEALTH - CENTRAL PASCO ER		36	5	12%	41
UNIVERSITY OF ALABAMA		38	3	7%	41
ENCOMPASS HEALTH REHABILITATION HOSPITAL OF PANAMA CITY		36	5	12%	41
FLORIDA HOSPITAL NEW SMYRNA		4	37	90%	41
A & R RESEARCH GROUP		35	6	15%	41
UNION MEDICAL CARE		41			41
AU MEDICAL CENTER, INC	1	35	5	12%	41
EASTERN SHORE URGENT CARE		30	11	27%	41
EP MEDICAL EQUIPMENT PHARMACY		34	6	15%	40
BELVEDERE COMMONS OF SUN CITY CENTER		40			40
UNIVERSITY MEDICAL CTR OF PRINCETON AT		38	2	5%	40
MINUTE CLINIC DIAGNOSTIC OF VIRGINIA, LLC		38	2	5%	40
GRAND VILLA OF ENGLEWOOD		35	5	13%	40
FAMILY AND INTERNAL MEDICINE AT AVALON PARK		36	4	10%	40
CITRUS CARE CLINIC			40	100%	40
M&V SAN JOSE MEDICAL CENTER			40	100%	40
ADVENT HEALTH CENTRA CARE - LAKELAND		30	10	25%	40
ORLANDO ORTHOPAEDIC OUTPATIENT SURGERY CENTER		34	6	15%	40
CLINICAL PATHOLOGY LABORATORIES, INC		40			40
WELLMED AT NEW TAMPA		29	11	28%	40
CRESTVIEW IMMEDIATE CARE LL		16	24	60%	40
LPG CONVENIENT CARE AT METRO		36	4	10%	40
THE LODGE AND REHABILITATION CENTER		24	16	40%	40
PRIDE DIAGNOSTICS		24	16	40%	40
CAPITAL REGIONAL MEDICAL CENTER		2	38	95%	40
FLORIDA DEPARMENT OF HEALTH CLAY COUNTY		26	13	33%	39
PINELLAS PARK FIRE DEPARTMENT		39			39
CORRECTIONAL MEDICAL GROUP		27	12	31%	39
WELLSTAR KENNESTONE HOSPITAL		36	3	8%	39
CEDAR CREEK AT KINGS BAY INC		39			39
CARILLON SPORTS AND FAMILY MEDICINE		29	10	26%	39
WG BAYPOINT VILLAGE SH LLC		38	1	3%	39
NORTHSIDE HOSPITAL EMERGENCY DEPT		35	4	10%	39
FLORIDA HOSPITAL PHYSICIAN GROUP		26	13	33%	39
HOUSE CALLS PROFESSIONAL LLC		35	4	10%	39
BAYSHORE PATHOLOGY CONSULTANTS PA		37	2	5%	39



# COVID-19: testing by laboratory

Data through Apr 24, 2021 verified as of Apr 25, 2021 at 09:25 AM

Data in this report are provisional and subject to change.

The numbers in the table below represent the number of Florida and non-Florida residents for whom test results were received by the Department of Health. A person can be tested by more than one laboratory and can have both positive and negative results. **Therefore, the sum of the numbers in each column will be larger than the total number of people tested.**

Reporting lab	Inconclusive	Negative	Positive	Percent positive	Total
VETERANS AFFAIRS MEDICAL CENTER - NEW YORK HARBOR		37	2	5%	39
BAY COUNTY JAIL ANNEX		34	5	13%	39
ANDALUSIA HEALTH		22	17	44%	39
BROOKDALE BRANDON	1	38			39
CLINICAL RESEARCH SEQUENCING PLATFORM		8	31	79%	39
ISLAMORADA VILLAGE OF ISLANDS FIRE RESCUE		36	3	8%	39
MEDEX MEDICAL EXPRESS OF PALATKA LLC			39	100%	39
GENEXPERT			39	100%	39
JUNIPER VILLAGE AT CAPE CORAL		34	5	13%	39
GUYAN VALLEY WELLNESS CENTER		32	7	18%	39
ADVENTHEALTH MEDICAL GROUP PULMONOLOGY		34	5	13%	39
MINUTECLINIC, LLC, DBA MINUTECLINIC #5		34	4	11%	38
MOLECULAR DIAGNOSTICS		5	33	87%	38
ATRIA SAN PABLO		36	2	5%	38
DCH REGIONAL MEDICAL CENTER LABORATORY		37	1	3%	38
ST AUGUSTINE PEDIATRIC ASSOC		33	5	13%	38
PORT SAINT JOHN FAMILY PRACTICE		23	15	39%	38
LMH SKILLED NURSING UNIT		38			38
PALM POINT BEHAVIORAL HEALTH		38			38
CCRC @ SUNFLOWER LLC		35	3	8%	38
TNC WALK IN CLINIC		26	12	32%	38
LABORATORY MEDICINE CONSULTANTS-LMC PA		36	2	5%	38
TAYLORVILLE FAMILY MEDICINE		31	7	18%	38
STEWART MEDICAL GROUP, INC		21	17	45%	38
Life Care Center of Citrus County		37	1	3%	38
HOMEWOOD RESIDENCE AT FREEDOM PLAZA		37	1	3%	38
ROCKLAND URGENT CARE FAMILY HEALTH NP		36	2	5%	38
LAKE BUTLER HOSPITAL		37	1	3%	38
INNOVATION CLINICAL TRIALS, INC			38	100%	38
AUTUMN OF SARASOTA		12	26	68%	38
PATHOGENIUS LABORATORIES		30	7	19%	37
MINUTECLINIC DIAGNOSTIC OF MICHIGAN		34	3	8%	37
WEINBERG VILLAGE		36	1	3%	37
HOLZER HEALTH CENTER		5	32	86%	37
PONCE THERAPY CARE CENTER		34	3	8%	37
WASHINGTON COUNTY HEALTH DEPARTMENT		25	12	32%	37
COLLIER HMA PHYSICIAN MANAGEMENT LLC		27	10	27%	37
GRAND VILLA OF LARGO		32	5	14%	37
EMPLOYEE WELLNESS PA		21	16	43%	37
ARTHREX MEDICAL CENTER EAST		25	12	32%	37
CENTRAL FLORIDA HEALTH CARE INC WAUCHULA SITE 2		29	8	22%	37
ASSISTED LIVING OF BROWARD		37			37
TGH URGENT CARE - WESLEY CHAPEL			37	100%	37
ALAN A SMITH MD LLC		34	3	8%	37
HOLLISMED LLC		35	2	5%	37
THE COLLIER AT NAPLES		36	1	3%	37
DOCTOR TODAY TLC LLC			37	100%	37

# COVID-19: testing by laboratory

Data through Apr 24, 2021 verified as of Apr 25, 2021 at 09:25 AM

Data in this report are provisional and subject to change.

The numbers in the table below represent the number of Florida and non-Florida residents for whom test results were received by the Department of Health. A person can be tested by more than one laboratory and can have both positive and negative results. **Therefore, the sum of the numbers in each column will be larger than the total number of people tested.**

Reporting lab	Inconclusive	Negative	Positive	Percent positive	Total
FAMILY EXTENDED CARE OF SEBRING INC		35	2	5%	37
HUNT CLUB MEDICAL		15	22	59%	37
EMORY UNIVERSITY HOSPITAL		29	8	22%	37
PECONIC BAY MEDICAL CENTER LABORATORY		28	9	24%	37
HR SARASOTA OPERATOR LLC		25	12	32%	37
HARMONY HEALTH OPCO, LLC		16	21	57%	37
CONNECTICUT DEPARTMENT OF HEALTH		22	15	41%	37
MINUTECLINIC DIAGNOSTIC OF RHODE ISLAND, LLC #1544		36	1	3%	37
CARE HERE		12	25	68%	37
ONE MILO		37			37
METROPOLITAN CHARITIES INC		34	3	8%	37
ACCURATE DIAGNOSTIC LAB		35	2	5%	37
A AND R RESEARCH GROUP LLC		33	4	11%	37
ST. MARYS MEDICAL CENTER		1	35	97%	36
CENTERPLACE HEALTH		15	21	58%	36
PHYSICIAN ASSOCIATES LLC		26	10	28%	36
MAINSTREET FAMILY URGENT CARE		1	35	97%	36
AIR, LAND & SEA PHYSICALS & CONSULTATIONS, LLC		35	1	3%	36
FLORIDA PEDIATRIC GROUP PA		28	8	22%	36
OCCUPATIONAL HEALTH CENTERS OF THE SOUTHWEST PA		31	5	14%	36
EXPRESS CARE OF TAMPA BAY LLC		5	31	86%	36
EASYCARE WALK-IN CLINIC	1	14	21	58%	36
WARDE MEDICAL LABORATORY		28	8	22%	36
MEDCOMP SCIENCES			36	100%	36
PATHGROUP		9	27	75%	36
FLORIDA MEDICAL CLINIC IM MLK		24	12	33%	36
COMMUNITY MEDICAL CARE CENTER INC			36	100%	36
Kensington Gardens		36			36
GULFSIDE HOSPICE INC		33	3	8%	36
MINUTE CLINIC LLC #2216		33	3	8%	36
GRAND VILLA OF PINELLAS PARK		34	2	6%	36
BVL/LITTLE ANGEL PEDIATRICS		36			36
WALGREENS COVID-19		27	9	25%	36
UNIVERSITY COMMUNITY HOSPITAL		30	6	17%	36
GRAND VILLA OF ST. PETERSBURG		34	2	6%	36
HARBORCHASE OF WELLINGTON CROSSING		34	2	6%	36
METRO KNOXVILLE HMA		25	10	29%	35
MINUTECLINIC DIAGNOSTIC OF LOUISIANA,		32	3	9%	35
MIDDLETOWN MEDICAL P C		25	10	29%	35
NCHD		21	14	40%	35
ISLAND LAKE CENTER		14	21	60%	35
MINUTE CLINIC DIAGNOSTIC OF VIRGINIA		28	7	20%	35
ADVENT HEALTH - FISH MEMORIAL		2	33	94%	35
FHMG--FLORIDA HOSPITAL MEDICAL GROUP		25	10	29%	35
SOUTHEASTERN OUTPATIENT SURGERY CENTER		32	3	9%	35
MARYLAND DEPARTMENT OF HEALTH			35	100%	35
POARCH BANC CREEK INDIANS TRIBAL HEALTH DEPARTMENT			35	100%	35

# COVID-19: testing by laboratory

Data through Apr 24, 2021 verified as of Apr 25, 2021 at 09:25 AM

Data in this report are provisional and subject to change.

The numbers in the table below represent the number of Florida and non-Florida residents for whom test results were received by the Department of Health. A person can be tested by more than one laboratory and can have both positive and negative results. **Therefore, the sum of the numbers in each column will be larger than the total number of people tested.**

Reporting lab	Inconclusive	Negative	Positive	Percent positive	Total
KINDRED HOSPITAL OCALA		32	3	9%	35
IRL		4	31	89%	35
ALABAMA CLINICS		19	16	46%	35
LEE PHYSICIAN GROUP		31	4	11%	35
BOCA TOXICOLOGY LLC		33	2	6%	35
WUESTHOFF MEMORIAL HOSPITAL			35	100%	35
MEDEXPRESS URGENT CARE WEST TAMPA			35	100%	35
FORT CAROLINE GARDENS, INC		33	2	6%	35
REDI-MED WALK IN FAMILY CLINIC			35	100%	35
FLORIDA PRESBYTERIAN HOMES INC		33	2	6%	35
BAYCARE HEALTH SYSTEMS, LLC			35	100%	35
STATCARE URGENT AND WALK-IN MEDICAL CA		32	3	9%	35
JAMAICA HOSPITAL MEDICAL CENTER		31	4	11%	35
VIKOR SCIENTITIC		5	30	86%	35
FAST PACE MEDICAL CLINIC		30	5	14%	35
ENCOMPASS HEALTH REHABILITATION HOSPITAL OF OCALA		34	1	3%	35
P23 LABS		35			35
NEUROINTERNATIONAL SARASOTA		32	3	9%	35
PARKSIDE HEALTH AND REHABILITATION CENTER			35	100%	35
CLEARWATER EMPLOYEE HEALTH CLINIC		17	18	51%	35
MINUTE CLINIC DIAGNOSTIC OF NEW JERSEY		33	1	3%	34
CHIPOLA QUICK CARE		28	6	18%	34
PARAMOUNT WALK-IN CLINIC		1	33	97%	34
SOUTHWEST LABS		34			34
TRADITIONAL HOME CARE INC		33	1	3%	34
MINUTE CLINIC, LLC DBA MINUTECLINIC #4505		31	3	9%	34
JUPITER MEDICAL CENTER PHYSICIANS GROUP, INC		30	4	12%	34
VENICE URGENT CARE – GULF COAST		1	33	97%	34
JACKSON HEALTH SYSTEM		2	32	94%	34
FLORIDA DEPARTMENT OF HEALTH IN MONROE COUNTY		27	7	21%	34
AYERS NURSING AND REHABILITATION CENTER		34			34
RASHDA ALBIBI M.D. P.A.		31	3	9%	34
CIGNA PBSO WEST PALM		3	31	91%	34
LONG TERM CARE OF GULF BREEZE LLC		30	4	12%	34
VILLA COURT LLC		34			34
TUSCAN GARDENS OF DELRAY BEACH MANAGEMENT COMPANY,		34			34
THE SPRINGS OF PARC HILL		33	1	3%	34
LABORATORY ALLIANCE OF CENTRAL NEW YORK		32	2	6%	34
PHOSPHORUS DIAGNOSTICS		27	7	21%	34
GREENRIDGE GROUP HOME	3	11	19	58%	33
KISSIMMEE VA OUTPATIENT CLINIC		30	3	9%	33
NURSES HELPING HANDS INC ALF		33			33
VETERANS HOME		1	32	97%	33
HARBOUR ISLAND PEDIATRICS		23	10	30%	33
CORAL HOUSE ASSISTED LIVING COMMUNITY LLC		33			33
AMBRY GENETICS CORPORATION	23	10			33
JACK BANDEL MD PA		33			33

# COVID-19: testing by laboratory

Data through Apr 24, 2021 verified as of Apr 25, 2021 at 09:25 AM

Data in this report are provisional and subject to change.

The numbers in the table below represent the number of Florida and non-Florida residents for whom test results were received by the Department of Health. A person can be tested by more than one laboratory and can have both positive and negative results. **Therefore, the sum of the numbers in each column will be larger than the total number of people tested.**

Reporting lab	Inconclusive	Negative	Positive	Percent positive	Total
Consulate Health Care of Orange Park		27	6	18%	33
ALPHA PHARMACY		30	3	9%	33
LONG BEACH URGENT CARE		33			33
RESIDENCE AT BAY VUE		31	2	6%	33
ENCOMPASS HEALTH REHABILITATION HOSPITAL OF MIAMI		32	1	3%	33
SANFORD MOBILE LAB PGA TOUR		32	1	3%	33
STATEN ISLAND UNIVERSITY HOSPITAL-POUCH		32	1	3%	33
NIGHT LITE PEDIATRICS URGENT CARE CENTER			33	100%	33
AMMON ANALYTICAL LABORATORIES		29	4	12%	33
WALGREENS_COCONUT CREEK		26	7	21%	33
HUNTINGTON STATION URGENT CARE		32	1	3%	33
MINUTE CLINIC DIAGNOSTIC OF SC, LLC #75		31	2	6%	33
VETERAN AFFAIRS MEDICAL CENTER - JAMES J PETERS		30	3	9%	33
BOND CLINIC		3	30	91%	33
Grand Villa of Deerfield Beach		29	4	12%	33
WESTWOOD NURSING AND REHABILITATION		28	5	15%	33
PULSE & REMEDY LLC		18	15	45%	33
AHSE ROP		32	1	3%	33
EVERLYWELL		19	14	42%	33
LPG PRIMARY CARE AT CAPE CORAL PARKWAY		27	6	18%	33
ACCESS 365 URGENT CARE		10	22	69%	32
ENCOMPASS HEALTH REHABILITATION		30	2	6%	32
WOMENS CARE FLORIDA LABORATORY		25	7	22%	32
SOUTHEAST GEORGIA HEALTH SYSTEM, INC		27	5	16%	32
CARE CENTERS OF NASSAU LLC MINER ROAD NORTH		32			32
FLORIDA ENDOSCOPY & SURGERY CTR LLC		32			32
COLORADO DEPARTMENT OF HEALTH LABORATORY SERVICES DIVISION			32	100%	32
SYNIVERSE WELLNESS CENTER		27	5	16%	32
MEDEMERGE		30	2	6%	32
PASSPORT HEALTH ORLANDO		32			32
OPIS COQUINA CENTER		32			32
IPSUM DIAGNOSTICS		3	29	91%	32
TREASURE ISLE LLC		32			32
UNION CHD		29	3	9%	32
CARDIOLOGY AND MEDICINE ASSOCIATES INC		31	1	3%	32
WESTMINSTER ST AUGUSTINE		32			32
ADVANCED URGENT CARE		12	20	63%	32
Heartland Health Care Center North Sarasota		18	14	44%	32
BAYSIDE LABORATORIES INC		32			32
COLORADO DEPARTMENT OF PUBLIC HEALTH AND ENVIRONMENT			32	100%	32
MADISON POINTE CARE CENTER		32			32
MEDPEDS ASSOCIATES OF SARASOTA PA		29	3	9%	32
STEINHATCHEE DRUGS		26	6	19%	32
CERON PEDIATRICS & INTEGRATIVE MEDICIN		32			32
LAKE MARY - STIRLING CENTER SUITE 202			32	100%	32
HEARTLAND PEDIATRIC ASSOCIATES		25	7	22%	32
CANCER RESEARCH LAB, BOB JONES UNIVERSITY		29	2	6%	31

# COVID-19: testing by laboratory

Data through Apr 24, 2021 verified as of Apr 25, 2021 at 09:25 AM

Data in this report are provisional and subject to change.

The numbers in the table below represent the number of Florida and non-Florida residents for whom test results were received by the Department of Health. A person can be tested by more than one laboratory and can have both positive and negative results. **Therefore, the sum of the numbers in each column will be larger than the total number of people tested.**

Reporting lab	Inconclusive	Negative	Positive	Percent positive	Total
STATCARE URGENT & WALK IN MEDICAL CARE		27	4	13%	31
PERDIDO URGENT CARE		1	30	97%	31
NORTH PINELLAS CHILDRENS MEDICAL CENTER			31	100%	31
CITY OF NAPLES FIRE RESCUE		27	4	13%	31
COLLIER ANESTHESIA PAIN LLC		31			31
FAMILY CARE PARTNERS URGENT CARE LLC		25	6	19%	31
CHIPOLA MEDICAL ASSOCIATES		11	20	65%	31
ENT AND ALLERGY ASSOCIATES OF FLORIDA LLC		30	1	3%	31
REGENCY PARK ASSISTED LIVING FACILITY		29	2	6%	31
OAKMONTE VILLAGE		30	1	3%	31
STUART REHABILITATION AND HEALTHCARE		15	16	52%	31
UR CARE FAMILY AND SPORTS MEDICINE			31	100%	31
PREMIER URGENT CARE CENTER LLC			31	100%	31
MIGUEL E TREVINO MD PA		27	4	13%	31
ORLANDO FAMILY MEDICINE		14	17	55%	31
AMERICAN ESOTERIC LABORATORIES		15	16	52%	31
CARLOS F FUSTER MD PA		29	2	6%	31
HEALTH FIRST - VIERA HOSPITAL		1	30	97%	31
UNIPATH		24	7	23%	31
COUNTY OF LOS ANGELES			31	100%	31
SANFORD PEDIATRIC ASSOCIATES, PA		28	3	10%	31
LEE COMMUNITY HEALTHCARE INC CAPE CORAL		30	1	3%	31
LPG PRIMARY CARE AT BONITA BAY LIFESTYLE CENTER		28	3	10%	31
MIDNIGHT MEDICINE			31	100%	31
LabCorp L#09258130 M#09258125		12	19	61%	31
MICHAEL J D'AMBROSE MD PA		29	2	6%	31
MARTHA'S HOUSE & ASSISTED LIVING FACILITY		31			31
BUREAU OF PUBLIC HEALTH	1	10	20	65%	31
TAMPA URGENT CARE			31	100%	31
DISCOVERY COMMONS AT BRADENTON		31			31
ADVENTHEALTH MEDICAL GROUP FAMILY MEDICINE AT RDV		31			31
FLORIDA MEDICAL CL ODOM TPA		17	14	45%	31
Wiregrass Rehabilitation Center and Nursing Home		28	3	10%	31
VENICE REGIONAL BAYFRONT HEALTH			31	100%	31
RAINBOW PEDIATRICS		1	29	97%	30
P4CLINICAL	3	2	25	83%	30
THE TERRACE AT IVY ACRES ALF		11	19	63%	30
JOSEF SCHENKER MD PC DBA CENTERS URGENT		28	2	7%	30
JOSEF SCHENKER MD PC		30			30
BOCA SIMON LAB		1	29	97%	30
ORLANDO ORTHOPAEDIC CENTER		28	2	7%	30
CLINCLOUD, LLC			30	100%	30
Grand Villa of Dunedin		24	6	20%	30
ADVENT HEALTH PRIMARY CARE PLUS, WINTER GARDEN		26	4	13%	30
TALLAHASSEE DEVELOPMENTAL CENTER☐		28	2	7%	30
SANITAS		4	26	87%	30
GRAND LIVING AT LAKEWOOD RANCH		29	1	3%	30



# COVID-19: testing by laboratory

Data through Apr 24, 2021 verified as of Apr 25, 2021 at 09:25 AM

Data in this report are provisional and subject to change.

The numbers in the table below represent the number of Florida and non-Florida residents for whom test results were received by the Department of Health. A person can be tested by more than one laboratory and can have both positive and negative results. **Therefore, the sum of the numbers in each column will be larger than the total number of people tested.**

Reporting lab	Inconclusive	Negative	Positive	Percent positive	Total
HERITAGE WATERSIDE		27	3	10%	30
ST PETER'S BENDER LABORATORY		29	1	3%	30
AMEERAH LABS			30	100%	30
CENTER ONE SURGERY CENTER		24	6	20%	30
HOLIDAY MEDICAL ASSOCIATES		4	26	87%	30
WIREGRASS CLINIC LLC		24	6	20%	30
MINUTECLINIC DIAGNOSTIC OF RHODE ISLAND, LLC #212		30			30
Okeechobee Health Care Facility		16	14	47%	30
A LILIKO'I PHARMACY LLC		27	3	10%	30
BAPTIST PRIMARY BLACK CREEK SOUTH			30	100%	30
OAK HARBOR ASSISTED LIVING FACILITY		27	3	10%	30
MINUTECLINIC, LLC #08366		25	5	17%	30
JOSEPH SCHENKER MD PC DBA CENTERS URGENT		26	4	13%	30
LAKELAND NURSING AND REHABILITATION CENTER			30	100%	30
COOPER HEALTHCARE		27	3	10%	30
ENGLEWOOD HOSPITAL AND MEDICAL CENTER		25	5	17%	30
JACKSONVILLE PEDIATRICS		19	11	37%	30
SPRINGWOOD COURT		25	5	17%	30
WILLAMETTE VALLEY TOXICOLOGY LLC		28	2	7%	30
FORT VALLEY STATE UNIVERSITY		29	1	3%	30
DAVID LAWRENCE CENTER		26	4	13%	30
BOCA BIOLISTIC REFERENCE LAB			30	100%	30
MINUTECLINIC, LLC #4230		26	4	13%	30
PANCARE HEALTH - BONIFAY K-8			29	100%	29
UNIVERSITY OF ILLINOIS VETERINARY DIAG	1	27	1	3%	29
PALMS, THE		29			29
TIFFANY LAKE CARE CENTERS INC		28	1	3%	29
CDC		17	12	41%	29
PRO HEALTH HARMONY		29			29
SUNTREE INTERNAL MEDICINE		29			29
MAYO CLINIC JACKSONVILLE		4	25	86%	29
RENAISSANCE SENIOR LIVING	1	28			29
GERALD J KIVETT MD		26	3	10%	29
CHILDREN'S MEDICAL CENTER			29	100%	29
ENCORE AT BOCA RATON, THE			29	100%	29
CVS NC3516POCT WINSTON SALEM		25	4	14%	29
PBSO WEST PALM FAMILY PRACTICE		1	28	97%	29
GOOD SAMARITAN HOSPITAL LABORATORY		26	3	10%	29
NEMOURS CHILDRENS CLINIC		22	7	24%	29
VIRTUA		25	4	14%	29
UCLA HEALTHCARE CLINICAL LABS		23	6	21%	29
STEWART MELBOURNE HOSPITAL			29	100%	29
ST VINCENTS AMBULATORY CARE INC DBA		26	3	10%	29
CAPE CORAL HOSPITAL ABG LABORATORY		16	13	45%	29
GEORGIA HEART CENTER (MSC 53), NAVICEN		27	2	7%	29
INTERIM HEALTHCARE OF NORTHWEST FLORIDA INC		27	2	7%	29
UNIV OF ROCHESTER-STRONG MEMORIAL HOSP		28	1	3%	29

# COVID-19: testing by laboratory

Data through Apr 24, 2021 verified as of Apr 25, 2021 at 09:25 AM

Data in this report are provisional and subject to change.

The numbers in the table below represent the number of Florida and non-Florida residents for whom test results were received by the Department of Health. A person can be tested by more than one laboratory and can have both positive and negative results. **Therefore, the sum of the numbers in each column will be larger than the total number of people tested.**

Reporting lab	Inconclusive	Negative	Positive	Percent positive	Total
PINELLAS 1 HOME HEALTH CARE CORP		28	1	3%	29
ROBERT H JENKINS JR VETERANS' DOMICILIARY HOME OF		26	3	10%	29
COMPREHENSIVE CHILDCARE		23	6	21%	29
BROOKWOOD BAPTIST MEDICAL CENTER		28	1	3%	29
PALM GARDEN OF JACKSONVILLE		27	2	7%	29
DUVAL COUNTY HEALTH DEPARTMENT		29			29
TOTTENVILLE CIRCLE URGENT CARE		29			29
HENDRY REGIONAL CORPORATE HEALTH			28	100%	28
FAMILY CARE PARTNERS		18	10	36%	28
BIG BEND HOSPICE INC		28			28
MINUTECLINIC DIAGNOSTIC OF TN PC #6435		25	3	11%	28
GRAND VILLA OF BOYNTON BEACH		27	1	4%	28
CHILDRENS MEDICAL CENTER			28	100%	28
GADSDEN COUNTY HEALTH DEPARTMENT		22	6	21%	28
LAKE PLACID HEALTH AND REHABILITATION		1	27	96%	28
PARK WEST MEDICAL CENTER		27	1	4%	28
URGENT CARE CENTER			28	100%	28
FIRST CHOICE PEDIATRICS LOOP		25	3	11%	28
NATIONAL MENTOR HEALTHCARE LLC			28	100%	28
SOMA MEDICAL CENTER # 4		5	23	82%	28
Cleveland Clinic Laboratories		4	24	86%	28
ORANGE PEDIATRICS			28	100%	28
KIVA AT CANTERBURY, LLC		28			28
ACTIVE SENIOR LIVING		26	2	7%	28
BROOKDALE PHILLIPPI CREEK			28	100%	28
DSI MANAGEMENT LLC		28			28
MARION PEDIATRICS PA		21	7	25%	28
EDEN AT CRESTVIEW		12	16	57%	28
BROWARD HEALTH IMPERIAL POINT NURSING			28	100%	28
ADVENT HEALTH MEDICAL GROUP- FAMILY MEDICINE AT DR. PHILIPS		23	5	18%	28
KEY PRIMARY CARE			28	100%	28
LEE COMMUNITY HEALTHCARE INC NORTH FORT MYERS		28			28
ASTORIA HEALTH AND REHABILITATION CENTER		27	1	4%	28
ROSLYN URGENT CARE		27	1	4%	28
MED LABS DIAGNOSTICS		11	17	61%	28
BROOKDALE UNIVERSITY HOSPITAL		26	2	7%	28
WEST BROWARD CARE CENTER		24	4	14%	28
ECC PEDIATRICS		28			28
PORT ST LUCIE HOSPITAL		25	3	11%	28
MONTEFIORE NEW ROCHELLE HOSPITAL		25	3	11%	28
ADVENT HEALTH MEDICAL GROUP FAMILY AND INTERNAL MEDICINE AT AVALON PAR		24	3	11%	27
ATRIA LADY LAKE		27			27
SUMMIT MEDICAL GROUP - 75 E NORTHFIELD		22	5	19%	27
VICK STREET MANOR		27			27
MINUTECLINIC, LLC, DBA MINUTECLINIC #2544		26	1	4%	27
EXPRESS CARE OF BELLEVIEW		27			27
PHYSICIANS CARE		23	4	15%	27

# COVID-19: testing by laboratory

Data through Apr 24, 2021 verified as of Apr 25, 2021 at 09:25 AM

Data in this report are provisional and subject to change.

The numbers in the table below represent the number of Florida and non-Florida residents for whom test results were received by the Department of Health. A person can be tested by more than one laboratory and can have both positive and negative results. **Therefore, the sum of the numbers in each column will be larger than the total number of people tested.**

Reporting lab	Inconclusive	Negative	Positive	Percent positive	Total
Summit Medical Group Westfield Lab		24	3	11%	27
THE COMMONWEALTH OF MASSACHUSETTS		1	26	96%	27
SPANISH RIVER HIGH SCHOOL ESE		23	4	15%	27
DIXIE COUNTY HEALTH DEPARTMENT		18	9	33%	27
MINIMALLY INVASIVE VASCULAR INC		25	2	7%	27
MINUTECLINIC DIAGNOSTIC OF TEXAS		23	4	15%	27
MINUTECLINIC DIAGNOSTIC OF ILLINOIS L		21	6	22%	27
SUNCOAST LABS			27	100%	27
MEDEXPRESS URGENT CARE - BLOOMINGTON		23	4	15%	27
GASTROENTEROLOGY ASSOCIATES OF PENSACOLA PA		23	4	15%	27
LOOP PEDIATRICS		22	5	19%	27
UTAH DEPARTMENT OF HEALTH			27	100%	27
NTD EUROFINS ATLANTA		26	1	4%	27
CARENOW - DOWNTOWN NORTH GULCH		25	2	7%	27
EMORY BENNETT VETERANS NURSING HOME	1	26			27
RAYMOND BASRI MD		25	2	7%	27
VASSAR BROTHERS MEDICAL CENTER LABORATORY		25	2	7%	27
CANTON-POTSDAM HOSPITAL LABORATORY		26	1	4%	27
LEXINGTON PLACE SENIOR LIVING COMMUNITY		27			27
SHORE MEMORIAL HOSPITAL		24	3	11%	27
MINUTECLINIC DIAGNOSTIC OF PENNSYLVANI		25	2	7%	27
HOWARD BEACH URGENT CARE		25	2	7%	27
EPIC REFERENCE LABS INC			27	100%	27
HEALTHPARK MEDICAL CENTER ABG LAB		26	1	4%	27
PEDIATRICS IN BREVARD-COCOA BEACH		22	5	19%	27
MINUTECLINIC DIAGNOSTIC OF TN, PC 374		23	4	15%	27
URGENT FAMILY CARE INC		24	3	11%	27
BROOKDALE SOUTHPOINT			27	100%	27
ACCESS HEALTH CARE PHYSICIANS LLC		10	17	63%	27
HUNT CLUB PEDIATRIC ASSOCIATES LLC		22	5	19%	27
1 TOUCH TOTALCARE SOLUTIONS		24	3	11%	27
Clearwater Center		13	14	52%	27
MONCRIEF ARMY HEALTH CLINIC			26	100%	26
GRAND VILLA OF DELRAY EAST		26			26
THE MINIER URGENT CARE		20	6	23%	26
THE CLUB AT BOYNTON BEACH, LLC		24	2	8%	26
PIEDMONT HOSPITAL CLINICAL LABORATORY		24	2	8%	26
MD BEAUTY LABS, PA		24	2	8%	26
DARDEN WELLNESS CENTER		23	3	12%	26
NEW YORK METHODIST HOSPITAL		22	4	15%	26
NEWYORK-PRESBYTERIAN/ LAWRENCE HOSPITAL LABORATORY		23	3	12%	26
OPTIMAL CARE PEDIATRICS		7	19	73%	26
MINUTECLINIC DIAGNOSTIC OF TN PC #378		23	3	12%	26
RJ LEE GROUP	1	23	2	8%	26
TREEHOUSE PEDIATRICS & FAMILY CARE		26			26
GRAND VILLA OF MELBOURNE		24	2	8%	26
ADVENT HEALTH PARTIN SETTLEMENT HEALTH PARK		18	8	31%	26

# COVID-19: testing by laboratory

Data through Apr 24, 2021 verified as of Apr 25, 2021 at 09:25 AM

Data in this report are provisional and subject to change.

The numbers in the table below represent the number of Florida and non-Florida residents for whom test results were received by the Department of Health. A person can be tested by more than one laboratory and can have both positive and negative results. **Therefore, the sum of the numbers in each column will be larger than the total number of people tested.**

Reporting lab	Inconclusive	Negative	Positive	Percent positive	Total
WESTPAC LABS INC	1	14	11	42%	26
MAGNOLIA PEDIATRICS		4	22	85%	26
LAKES DIALYSIS CENTER INC			26	100%	26
COMMUNITY HEALTH OF SOUTH FLORIDA			26	100%	26
FORT SANDERS REGIONAL LABORATORY		26			26
ABL MEDICAL CARE LLC			26	100%	26
ARCPPOINT LABS OF FORT LAUDERDALE		25	1	4%	26
PULMONARY SPECIALISTS OF THE PALM BEACHES		16	10	38%	26
PALMETTO PEDIATRICS			26	100%	26
LOT HEALTH SERVICES☐	1	25			26
WELLMED AT PLANT CITY		12	14	54%	26
OAKTREE HEALTHCARE			26	100%	26
PALM BEACH COUNTY FIRE RESCUE		24	2	8%	26
CVA MINUTE CLINIC DIAGNOSTIC OF VIRGINIA, LLC		25	1	4%	26
MINUTECLINIC DIAGNOSTIC OF TN PC #6363		21	5	19%	26
DELRAY BEACH FACIAL PLASTIC SURGERY		26			26
WAKULLA COUNTY HEALTH DEPARTMENT		12	14	54%	26
CVS NC7047POCT DURHAM		26			26
SUMMERGATE PHARMACY		24	2	8%	26
EAST HILL MEDICAL GROUP		17	9	35%	26
EXPRESS FAMILY CARE LLC		11	15	58%	26
ADIRONDACK MEDICAL CENTER		26			26
MINUTE CLINIC DIAGNOSTIC OF TEXAS, LLC		23	3	12%	26
COASTAL COMPLETE CARE		12	14	54%	26
GRACE COMMUNITY PHARMACY		3	22	88%	25
LPG PRIMARY CARE AT MATTHEW DRIVE		22	3	12%	25
THE WATERMARK AT VISTAWILLA		25			25
ST. CLOUD HOSPITAL		20	5	20%	25
FEDERAL PRISON CAMP PENSACOLA			25	100%	25
TOTAL ACCESS URGENT CARE		1	24	96%	25
MADWAR		19	6	24%	25
HALIFAX HEALTH URGENT CARE		4	21	84%	25
GREEN GABLES ASSISTED LIVING FACILITY		25			25
MINUTECLINIC DIAGNOSTIC OF TN PC #320		17	8	32%	25
TREASURE COAST URGENT CARE			25	100%	25
CVS NC7588POCT ASHEVILLE		22	3	12%	25
ASURANCE SCIENTIFIC LABORATORIES		24	1	4%	25
West Gate Village, LLC		25			25
WESTPAC LABS		1	24	96%	25
COASTAL SKIN SURGERY AND DERMATOLOGY		18	7	28%	25
PHYSICIANS STAT		3	22	88%	25
ADVENT HEALTH - LAKE MARY PEDIATRICS		16	9	36%	25
UNDERGROUND FREE CLINIC		24	1	4%	25
UNIV OF NORTH ALABAMA HEALTH CENTER		22	3	12%	25
CENTRAL FLORIDA PEDIATRIC URGENT CARE LLC		21	4	16%	25
ADEPT INPATIENT MEDICAL SERVICES PC		25			25
JUPITER MEDICAL CENTER		1	24	96%	25

# COVID-19: testing by laboratory

Data through Apr 24, 2021 verified as of Apr 25, 2021 at 09:25 AM

Data in this report are provisional and subject to change.

The numbers in the table below represent the number of Florida and non-Florida residents for whom test results were received by the Department of Health. A person can be tested by more than one laboratory and can have both positive and negative results. **Therefore, the sum of the numbers in each column will be larger than the total number of people tested.**

Reporting lab	Inconclusive	Negative	Positive	Percent positive	Total
SUNQUEST		3	22	88%	25
MINUTECLINIC DIAGNOSTIC OF NORTH		22	3	12%	25
ADVENT HEALTH EXPRESS		9	16	64%	25
LPG PRIMARY CARE AT COLONIAL CENTER DRIVE		23	2	8%	25
WALGREENS_PEMBROKE PINES		20	5	20%	25
ENCOMPASS HOME HEALTH OF THE SOUTHEAST LLC		23	2	8%	25
SOUTH FLORIDA DIALYSIS CENTER		8	17	68%	25
BOZEMAN HEALTH DEACONESS HOSPITAL		18	6	25%	24
TIMBERLANE LODGE ALF	1	16	7	29%	24
NOVANT HEALTH		18	6	25%	24
VILLAGES REHABILITATION AND NURSING CENTER		24			24
BETHESDA HEALTH PHYSICIAN GROUP INC			24	100%	24
PACIFICA SENIOR LIVING FORT MYERS		15	9	38%	24
WESTMINSTER WOODS ON JULINGTON CREEK		22	2	8%	24
SOUTH NASSAU COMMUNITIES HOSPITAL		20	4	17%	24
CSH LAKE ORIENTA LP		24			24
MORTON PLANT NORTH BAY HOSPITAL			24	100%	24
RAINBOW PEDIATRIC CENTER		2	22	92%	24
PHYSICIANS PRIMARY CARE OF SW FLORIDA PL		24			24
DALE MEDICAL CENTER		19	5	21%	24
VA MEDICAL CENTER			24	100%	24
WELLNOW URGENT CARE		23	1	4%	24
THE CHAPPEL GROUP RESEARCH		24			24
PRIME CARE ONE LLC/HARBORCHASE OF VENICE			24	100%	24
STATE LAB		2	22	92%	24
SARASOTA MEMORIAL NURSING & REHABILITATION CTR		24			24
ST VINCENT'S EAST		22	2	8%	24
HEALTH MED CENTERS		24			24
TARPON BAYOU CENTER			24	100%	24
AVENTIS BIO-SERVICES CTL		24			24
FLORIDA MEDICAL CLINIC - NEW TAMPA		19	5	21%	24
MADISON COUNTY MEMORIAL HOSP		12	12	50%	24
UAH STUDENT HEALTH CENTER		17	7	29%	24
South Heritage Health and Rehab		24			24
PALMS MEDICAL GROUP - LAKE CITY WEST		3	21	88%	24
URGENT CARE USA			24	100%	24
MID FLORIDA PATHOLOGY LLC		23	1	4%	24
GUIDEWELL EMERGENCY MEDICINE DOCTORS LLC #33		15	9	38%	24
MINUTECLINIC DIAGNOSTIC OF NORTH CAROLINA PC		21	3	13%	24
LIFELINK TISSUE BANK D/B/A LIFELINK TISSUE BANK		20	4	17%	24
INNOVATIVE RESEARCH OF WEST FLORIDA		21	3	13%	24
CVS NV3210POCT LAS VEGAS		21	3	13%	24
HERITAGE OAKS ASSISTED LIVING & MEMORY CARE		20	4	17%	24
SENIOR HEALTH OF WINTER PARK DUNDEE		24			24
CL BRUMBACK PRIMARY CARE CLINIC LANTANA		2	22	92%	24
ALAN SERURE MD		24			24
LABORATORY DYNAMICS		20	4	17%	24



# COVID-19: testing by laboratory

Data through Apr 24, 2021 verified as of Apr 25, 2021 at 09:25 AM

Data in this report are provisional and subject to change.

The numbers in the table below represent the number of Florida and non-Florida residents for whom test results were received by the Department of Health. A person can be tested by more than one laboratory and can have both positive and negative results. **Therefore, the sum of the numbers in each column will be larger than the total number of people tested.**

Reporting lab	Inconclusive	Negative	Positive	Percent positive	Total
DOCTORS MEDICAL CENTER OF WALTON COUNTY CLINIC			24	100%	24
SENIOR LIVING IV SUN CITY LLC		17	7	29%	24
FINLAY C. LABORATORY		4	20	83%	24
LAKE NONA MEDICAL SERVICES		16	8	33%	24
ROWLETT MIDDLE ACADEMY		22	2	8%	24
PASSPORT HEALTH OF TAMPA BAY		21	3	13%	24
EDWARD S BENNETT MD PLLC		24			24
MED PLUS FLORENCE		20	4	17%	24
ATRIA AT ST JOSEPHS		24			24
ST ELIZABETH MEDICAL CENTER LABORATORY		21	3	13%	24
HENNEPIN COUNTY MEDICAL CENTER (HCMC)		13	11	46%	24
COURTYARDS OF ORLANDO		24			24
A PLUS FAMILY URGENT CARE			24	100%	24
BAYFRONT HMA CONVENIENT CARE, LLC		2	22	92%	24
JUST FOR KIDS PEDIATRICS		5	19	79%	24
TREEHOUSE PEDIATRICS		19	4	17%	23
MARQUES PEDIATRICS			23	100%	23
PRIMECARE AT PORT ORANGE		4	19	83%	23
ISLAND COAST PEDIATRICS PA		22	1	4%	23
GILCHRIST COUNTY JAIL		21	2	9%	23
UNIVERSITY HILLS HEALTH AND REHABILITATION CENTER		18	5	22%	23
ROSS MEDICAL GROUP			23	100%	23
CORE LABORATORY		1	22	96%	23
CARESPOT		2	21	91%	23
EGL GENETIC DIAGNOSTICS		1	22	96%	23
PALM BAY FAMILY PRACTICE		6	17	74%	23
REGENEXX TAMPA BAY		20	3	13%	23
WUESTHOFF MEDICAL CENTER-MELBOURNE			23	100%	23
BAYFRONT FAMILY HEALTH CENTER		3	20	87%	23
UF HEALTH NORTH JACKSONVILLE			23	100%	23
COASTAL FAMILY PRACTICE		15	8	35%	23
FAST PACE MEDICAL CLINIC PLLC		21	2	9%	23
WOODHOUSE INC		17	6	26%	23
ADVANCED URGENT CARE CENTER		7	16	70%	23
STEWART MEDICAL GROUP INC			23	100%	23
SONATA BOYNTON BEACH		21	2	9%	23
COMMONWEALTH OF MASSACHUSETTS			23	100%	23
MINUTECLINIC, LLC, #4160		19	4	17%	23
FLUSHING HOSPITAL MEDICAL CENTER		19	4	17%	23
EMORY CRAWFORD LONG HOSPITAL LABORATOR		20	3	13%	23
LAKEVIEW HEALTH CARE SYSTEMS		9	14	61%	23
WELLMED AT LAKE COPELAND		17	6	26%	23
NORTHWEST FLORIDA COMMUNITY HOSPITAL 3RD FLOOR		21	2	9%	23
SELECT PHYSICIANS ALLIANCE PL		23			23
MAITLAND PRIMARY CARE		9	14	61%	23
OMEGA LABORATORIES		19	4	17%	23
FLORENCE J HUNT STUDENT WELLNESS CENTER - HEALTH SERVICES (ABBOTT)		23			23

# COVID-19: testing by laboratory

Data through Apr 24, 2021 verified as of Apr 25, 2021 at 09:25 AM

Data in this report are provisional and subject to change.

The numbers in the table below represent the number of Florida and non-Florida residents for whom test results were received by the Department of Health. A person can be tested by more than one laboratory and can have both positive and negative results. **Therefore, the sum of the numbers in each column will be larger than the total number of people tested.**

Reporting lab	Inconclusive	Negative	Positive	Percent positive	Total
NEW JERSEY		22	1	4%	23
NOBLE SENIOR LIVING		3	20	87%	23
ESOTERIX GENETIC LABORATORIES		17	6	26%	23
GLEN COVE HOSPITAL		23			23
CHARLOTTE CHD PORT CHARLOTTE		19	4	17%	23
APOLLO SURGERY CENTER		20	2	9%	22
MEDI STATION			22	100%	22
FORT PIERCE FAMILY CARE INC		16	6	27%	22
49D2045214PHYSICIAN OFFICE-WAIVER-MEDEXPRESS URGENT CARE - HARRISONBU		13	9	41%	22
TEXAS DEPARTMENT OF STATE HEALTH SERVICES		3	19	86%	22
DIACARTA INC.		22			22
BAPTIST PEDIATRICS		18	4	18%	22
FLORIDA HOSPITAL LABS		12	10	45%	22
GILBERT MEDICAL GROUP		20	2	9%	22
GRADY HEALTH SYSTEM		22			22
Wesley Place on Honeysuckle		20	2	9%	22
MARATHON HEALTH FOR LIFE		19	3	14%	22
EBEIDS MD PEDIATRICS		19	3	14%	22
PRIMARY CARE SPECIALISTS OF ORLANDO LLC		17	5	23%	22
OLIVE BRANCH HEALTH AND REHABILITATION CENTER			22	100%	22
SEBRING PEDIATRICS LLC			22	100%	22
MINUTECLINIC MINUTECLINIC #8746		21	1	5%	22
OHIO CVS STORES, LLC DBA		19	3	14%	22
GLEN OAKS URGENT CARE		20	2	9%	22
SOUTH CAROLINA DEPARTMENT OF HEALTH			22	100%	22
ELAN SPANISH SPRINGS		4	18	82%	22
TRINITY MEDICAL ASSOCIATES LLC			22	100%	22
PULSE MEDICAL GROUP INC			22	100%	22
TEN HEALTHCARE		6	16	73%	22
FLORIDA PEDIATRICS		6	16	73%	22
CVS NC4165POCT BREVARD		14	8	36%	22
LAKEWOOD RANCH MEDICAL CENTER CLINICAL LAB			22	100%	22
ADVANCED HEALTHCARE ASSOCIATES		20	2	9%	22
ST VINCENT'S URGENT CARE		19	3	14%	22
PALM BEACH GARDENS MEDICAL CENTER			22	100%	22
MINUTECLINIC DIAGNOSTIC PA		19	3	14%	22
ROCKLEDEGE REGIONAL MEDICAL CENTER		17	5	23%	22
SEAGRASS VILLAGE			22	100%	22
SOLE HEALTH LLC		22			22
NEW YORK PRESBYTERIAN - ALLEN HOSPITAL		22			22
MOBILE DIVISION LABORATORY		7	15	68%	22
VISTACARE PHARMACY I		19	3	14%	22
BAYCARE MEDICAL GROUP INC			22	100%	22
OCEANSIDE URGENT CARE		22			22
MORNINGSIDE MANOR & VILLA ADULT CARE C		22			22
YUSRA MEDICAL ASSOCIATES PA		16	6	27%	22
MORRIS PARK URGENT CARE		19	3	14%	22

# COVID-19: testing by laboratory

Data through Apr 24, 2021 verified as of Apr 25, 2021 at 09:25 AM

Data in this report are provisional and subject to change.

The numbers in the table below represent the number of Florida and non-Florida residents for whom test results were received by the Department of Health. A person can be tested by more than one laboratory and can have both positive and negative results. **Therefore, the sum of the numbers in each column will be larger than the total number of people tested.**

Reporting lab	Inconclusive	Negative	Positive	Percent positive	Total
KELLY'S ASSISTED LIVING FACILITY		22			22
ERIC C MARSHAL MD, PC DBA MINUTECLINIC		21	1	5%	22
FAMILY AND AFTER HOURS CARE		22			22
BROOKDALE WEST BOYNTON BEACH		22			22
ORANGE REGIONAL MEDICAL CENTER LABORATORY		17	5	23%	22
HOPE HEALTHCARE		22			22
BASSETTI & ASSOCIATES, MD, PA			22	100%	22
Citymd Of Lacey		18	3	14%	21
OHSU MOLECULAR MICROBIOLOGY LAB		20	1	5%	21
USCG AIR STATION CLEARWATER CLINIC		20	1	5%	21
CLINICAL PATHOLOGY LABORATORIES SOUTHEAST			21	100%	21
MINUTECLINIC DIAGNOSTICS MEDICAL GROUP		20	1	5%	21
CONNECTDX		6	15	71%	21
THE VILLAGES HEALTH		12	9	43%	21
AEGIS MEDICAL GROUP, LLC		21			21
MINUTE-CLINIC DIAGNOSTIC OF VIRGINIA		17	4	19%	21
MEDEXPRESS URGENT CARE - SEMINOLE SQUA		19	2	10%	21
PRIMECARE OF DOTHAN-DALEVILLE CLINIC		16	5	24%	21
RHODE ISLAND DEPARTMENT OF HEALTH			21	100%	21
LAKE HOWARD HEIGHTS	1	18	2	10%	21
WALGREENS #04618		18	3	14%	21
CVS MINUTE CLINIC DIAGNOSTIC OF TEXAS LLC		17	4	19%	21
COLUMBIA MEMORIAL HOSPITAL		21			21
ROCKLEDGE FAMILY HEALTH			21	100%	21
HARLEM HOSPITAL CENTER		20	1	5%	21
CITY OF CLEARWATER EMPLOYEE HEALTH CENTER		10	11	52%	21
JEFFERSON K-12, A SOMERSET SCHOOL- CLINIC		17	4	19%	21
TENNESSEE DEPARTMENT OF HEALTH		15	6	29%	21
GUARDANT HEALTH		15	6	29%	21
WACO HHSSURGEWACO	1	17	3	14%	21
GRAND VILLA OF SARASOTA		20	1	5%	21
MIAMI BEACH MEDICAL GROUP			21	100%	21
ESTATES MEDICAL CENTER		12	9	43%	21
UPMC CHAUTAUQUA AT WCA LABORATORY		20	1	5%	21
POINT OF CARE CLINICS PRIMARY CARE		20	1	5%	21
ARDEN COURTS OF WINTER SPRINGS		18	3	14%	21
MINUTECLINIC LLC #4449		19	2	10%	21
MARQUESA MEDICAL		18	3	14%	21
NAVAL MEDICAL CENTER SAN DIEGO			21	100%	21
CARENOW URGENT CARE-BRENTWOOD		15	6	29%	21
INTERNATIONAL MEDICAL LABORATORY INC		21			21
ST JUDE CHILDRENS RESEARCH HOSPITAL		21			21
ORANGE PARK PEDIATRIC ASSOCIATES		10	11	52%	21
DOC PAM PA		20	1	5%	21
Z UROLOGY		21			21
GRACE WELLNESS CENTER		8	13	62%	21
PEDIATRIC ASSOCIATES PA		17	4	19%	21

# COVID-19: testing by laboratory

Data through Apr 24, 2021 verified as of Apr 25, 2021 at 09:25 AM

Data in this report are provisional and subject to change.

The numbers in the table below represent the number of Florida and non-Florida residents for whom test results were received by the Department of Health. A person can be tested by more than one laboratory and can have both positive and negative results. **Therefore, the sum of the numbers in each column will be larger than the total number of people tested.**

Reporting lab	Inconclusive	Negative	Positive	Percent positive	Total
CONSOLIDATED LAB SERVICES		10	10	50%	20
SARNO FAMILY PRACTICE		7	13	65%	20
ADVENT HEALTH - KISSIMMEE		6	14	70%	20
AUBURN COMMUNITY HOSPITAL		18	2	10%	20
CVS HEALTH, #3396		18	2	10%	20
PONCE PLAZA NURSING & REHAB CENTER		4	16	80%	20
WINSHIPS PHARMACY INC		20			20
CLEVELAND CLINIC FLORIDA		1	19	95%	20
THRIF-T DRUGS INC		18	2	10%	20
LAKE WORTH MANOR		19	1	5%	20
WINTER PARK FAMILY PRACTICE LLC		17	3	15%	20
ANYTIME LAB, LLC		18	2	10%	20
MINUTECLINIC DIAGNOSTIC OF TN PC #566		16	4	20%	20
REDITUS LABORATORIES			20	100%	20
DEPT OF VA MEDICAL CENTER - BAY PINES			20	100%	20
BROWNE MEDICAL		18	2	10%	20
JOINT AMBULATORY CARE CENTER		20			20
STATEN ISLAND UNIVERSITY HOSPITAL		19	1	5%	20
BAY PEDIATRICS PA		18	2	10%	20
Sovereign Laboratory Services, LLC		17	3	15%	20
MINUTECLINIC DIAGNOSTIC OF MICHIGAN PC		19	1	5%	20
MINUTECLINIC, LLC #4507		18	2	10%	20
BROOKDALE MANDARIN CENTRAL		7	13	65%	20
CARESPOT OF NOCATEE		1	19	95%	20
Floral Health and Rehabilitation, LLC		19	1	5%	20
HELIX DIAGNOSTICS			20	100%	20
PRIMARY CARE MEDICINE	1	13	6	30%	20
BEST MEDICAL CENTER		11	9	45%	20
URGENT TEAM		17	3	15%	20
MINUTECLINIC DIAGNOSTIC OF RHODE ISLAND, LLC #590		19	1	5%	20
TGH MEDICAL GROUP LABORATORY CARROLLWOOD			20	100%	20
GENTIVA HEALTH SERVICES		18	2	10%	20
FIRST CHOICE PEDIATRICS WINTER SPRINGS		15	5	25%	20
ORLANDO FAMILY PHYSICIANS INC		14	6	30%	20
MCWHORTER SCHOOL OF PHARMACY		20			20
KIDSWOOD PEDIATRICS CORP		6	14	70%	20
PROFESSIONAL PARK PEDIATRICS PA			20	100%	20
HEALTHY MINORS, LLC.		20			20
VIERA FAMILY MEDICINE AND WELLNESS		16	4	20%	20
GOOD SAMARITAN SOCIETY OF DAYTONA		16	4	20%	20
BAPTIST MEDICAL GRP URGENT CARE & OCC HEALTH AIRPO		20			20
SHELBY BAPTIST MEDICAL CENTER		15	5	25%	20
ODYSSEY HEALTHCARE OF MARION COUNTY, LLC		19	1	5%	20
THE CANOPY AT HARPER LAKE	1		19	95%	20
CITY OF SANFORD EMPLOYEE HEALTH AND		19	1	5%	20
MEDICAL EXPRESS CORP		18	2	10%	20
LAB INTERMARKET FACILITY LAB		1	18	95%	19

# COVID-19: testing by laboratory

Data through Apr 24, 2021 verified as of Apr 25, 2021 at 09:25 AM

Data in this report are provisional and subject to change.

The numbers in the table below represent the number of Florida and non-Florida residents for whom test results were received by the Department of Health. A person can be tested by more than one laboratory and can have both positive and negative results. **Therefore, the sum of the numbers in each column will be larger than the total number of people tested.**

Reporting lab	Inconclusive	Negative	Positive	Percent positive	Total
FOX FAMILY PRACTICE		19			19
MINUTE CLINIC DIAGNOSTIC OF TN PC #64		18	1	5%	19
CARE POINT HEALTH & WELLNESS CENTER		19			19
INTEGRATED REGIONAL LABORATORIES - LARGO			19	100%	19
NO NAME		8	11	58%	19
STONE WASH CLINICAL LABORATORIES		2	17	89%	19
ANYLABTESTNOW		6	13	68%	19
OCEAN REEF MEDICAL CENTER, LLC			19	100%	19
MICHELLE S PAGE MD PA		18	1	5%	19
AURORA UNIVERSITY WELLNESS CENTER		19			19
FLORIDA HOSPITAL WINTER GARDEN		15	4	21%	19
SEVEN RIVERS REGIONAL MEDICAL CENTER		5	14	74%	19
FLORIDA COMMUNITY HEALTH CENTER OF ST. LUCIE		1	18	95%	19
ST. JUDES LABORATORIES		13	6	32%	19
MINUTE CLINIC		1	18	95%	19
CARESPOT EXPRESS HEALTHCARE			19	100%	19
ASHRAF MEDICAL GROUP PLLC DBA PULSE M		18	1	5%	19
COMMUNITY HOME HEALTH CARE		19			19
ELTINGVILLE CIRCLE URGENT CARE		18	1	5%	19
GOOD SAMARITAN MEDICAL CENTER			19	100%	19
ROYAL PALM MEDICAL GROUP, INC		19			19
MINUTECLINIC DIAGNOSTIC OF TEXAS LLC		17	2	11%	19
BAYVIEW MEDICAL		19			19
ST ANTHONY'S HOSP PATIENT CARE SERVICE			19	100%	19
PEPIN ACADEMIES-PASCO		19			19
EMERALD COAST HOSPICE - CRESTVIEW		19			19
STAT MEDICAL CLINIC III INC		13	6	32%	19
BARTON FAMILY PRACTICE		8	11	58%	19
JACKSON NORTH MEDICAL CENTER		2	17	89%	19
CLERMONT ADVENTHEALTH CENTRA CARE		1	18	95%	19
NANO HEALTH ASSOCIATES LLC		19			19
GAMMA DIAGNOSTIC LAB LLC			19	100%	19
ADVENTIST HEALTH SYSTEM		16	3	16%	19
FAMILY CARE CYPRESS CREEK		1	18	95%	19
MINUTECLINIC, LLC #1586		14	5	26%	19
NORTHEAST GEORGIA MEDICAL CENTER		19			19
CORNER OAK ESTATE LLC		19			19
MED HEALTH SERVICES		18	1	5%	19
CAREHERE- LCS LEESBURG			19	100%	19
INTEGRATED FAMILY MEDICAL CENTER			19	100%	19
J AND J VISTAKON EMPLOYEE HEALTH CENTER		18	1	5%	19
ALL PEDIATRIC CARE			19	100%	19
BAPTIST MEMORIAL HEALTH CARE		17	2	11%	19
VALLEY IMMEDIATE CARE		16	3	16%	19
ST CATHERINE OF SIENA HOSPITAL		17	2	11%	19
MAIMONIDES MEDICAL CENTER		16	3	16%	19
MONROE COUNTY DETENTION CENTER			19	100%	19



# COVID-19: testing by laboratory

Data through Apr 24, 2021 verified as of Apr 25, 2021 at 09:25 AM

Data in this report are provisional and subject to change.

The numbers in the table below represent the number of Florida and non-Florida residents for whom test results were received by the Department of Health. A person can be tested by more than one laboratory and can have both positive and negative results. **Therefore, the sum of the numbers in each column will be larger than the total number of people tested.**

Reporting lab	Inconclusive	Negative	Positive	Percent positive	Total
MINUTECLINIC INCORPORATE, LLC		16	3	16%	19
PATIENTS CHOICE LAB OF IND, LLC		16	3	16%	19
FORT WALTON BEACH DEVELOPMENTAL CENTER		18	1	5%	19
REGENCY SQUARE MALL - SEARS		3	16	84%	19
CLINIC OF PEDIATRICS & GI MEDICINE INC		1	18	95%	19
WALGREENS #04569		18	1	5%	19
BRIDGEWAY HEALTH CLINICS INC			19	100%	19
BIOREFERENCE LABORATORIES		7	12	63%	19
MD PLUS URGENT CARE, LLC			19	100%	19
LOVING CARE OF THE TREASURE COAST LLC	1	13	5	26%	19
MINUTECLINIC #8699		14	4	22%	18
XPRESS WELLNESS URGENT CARE			18	100%	18
IONA COLLEGE HEALTH & WELLNESS CENTER		18			18
MEDEXPRESS URGENT CARE - TIMBERLAKE		16	2	11%	18
ABC PEDIATRICS OF PORT ST LUCIE		16	2	11%	18
CRANES VIEW LODGE			18	100%	18
CVS MINUTE CLINIC DIAGNOSTIC OF WISCONSIN		18			18
COLLEGE POINT URGENT CARE		15	3	17%	18
MOORINGS PARK OAKSTONE AT GREY OAKS		17	1	6%	18
ADVENT HEALTH - WINTER HAVEN		8	10	56%	18
DR PHILLIPS MEDICAL WELLNESS CENTER		13	5	28%	18
BAY COUNTY HEALTH DEPARTMENT		14	4	22%	18
MEDLAB INC		18			18
BERGEN NEW BRIDGE M		16	2	11%	18
MARION COUNTY HEALTH DEPARTMENT		17	1	6%	18
ASCENSION ST VINCENT'S PRIMARY CARE		1	17	94%	18
UM MILLER SCHOOL OF MEDICINE			18	100%	18
ADVENTHEALTH MEDICAL GROUP PEDIATRICS AT		4	14	78%	18
BROOKDALE ST AUGUSTINE		1	17	94%	18
GENERAL INTERNAL MEDICINE MEDICAL CTR CLINIC		13	5	28%	18
SANTA ROSA COUNTY JAIL - WELLPATH			18	100%	18
PREMIUM HEALTH CARE			18	100%	18
WALGREEN EASTERN CO, INC		18			18
URGENT CARE & FAMILY PRACTICE CENTER			18	100%	18
AURORA DIAGNOSTICS		6	12	67%	18
CITY OF LAKE MARY EMPLOYEE HEALTH CENTER		16	2	11%	18
INTERMOUNTAIN CENTRAL LAB		1	17	94%	18
HARTFORD HOSPITAL ANCILLARY LAB		17	1	6%	18
FORT HAMILTON URGENT CARE		18			18
CVS MINUTE CLINIC DIAGNOSTIC OF TN #6044		16	2	11%	18
ADVENTHEALTH MEDICAL GROUP		12	6	33%	18
CLEVELAND CLINIC			18	100%	18
MI CASA DORADA ASSISTED LIVING FACILIT		18			18
DAVID LAWRENCE CENTER INC		16	2	11%	18
PPD - IXLAYER		17	1	6%	18
ROBERT WOOD JOHNSON UNIVERSITY HOSP		16	2	11%	18
MADISON CORE LABORATORIES		17	1	6%	18

# COVID-19: testing by laboratory

Data through Apr 24, 2021 verified as of Apr 25, 2021 at 09:25 AM

Data in this report are provisional and subject to change.

The numbers in the table below represent the number of Florida and non-Florida residents for whom test results were received by the Department of Health. A person can be tested by more than one laboratory and can have both positive and negative results. **Therefore, the sum of the numbers in each column will be larger than the total number of people tested.**

Reporting lab	Inconclusive	Negative	Positive	Percent positive	Total
107TH PLACE GROUP HOME		18			18
BRONSON FIRE DEPARTMENT		18			18
MC DIAGNOSTIC OF CONNECTICUT, PC #1960		18			18
OSCEOLA ALF OPERATOR, LLC DBA□		18			18
PRATTVILLE BAPTIST HOSPITAL		14	4	22%	18
TENDER CARE ALF		18			18
AVALON FAMILY RESORT ASSISTED LIVING LLC		18			18
URGENT CARE AT LONGWOOD			18	100%	18
MEDEXPRESS URGENT CARE, MOON TOWNSHIP		17	1	6%	18
CABOT RESERVE ON THE GREEN		18			18
MC DIAGNOSTIC OF CONNECTICUT, PC #775		17	1	6%	18
ADVENTHEALTH MEDICAL GROUP PEDIATRIC & ADOLESCENT		17	1	6%	18
TPCA CLINICAL LABORATORIES		15	3	17%	18
UNIVERSITY OF ALABAMA - FUNGAL REFERENCE LABORATORY		12	5	29%	17
MASSACHUSETTS GENERAL HOSPITAL		1	16	94%	17
ALBIBI		1	16	94%	17
EAR NOSE & THROAT ASSOCIATES OF MANATEE PA		17			17
WELLINGTON FAMILY PRACTICE		13	4	24%	17
DIEGO FALLON MD PA		6	11	65%	17
KIDS CARE PEDIATRICS PA			17	100%	17
UVMHC MICROBIOLOGY		16	1	6%	17
RIVERSIDE MEDICAL GROUP		16	1	6%	17
ST JOSEPH HOSPITAL		16	1	6%	17
MONTEFIORE ST LUKE'S CORNWALL HOSPITAL		13	4	24%	17
HEALTHCARE NOW			17	100%	17
BLOUNT MEMORIAL HOSPITAL		14	3	18%	17
GENETIC TECHNOLOGICAL INNOVATIONS			17	100%	17
MARCO DRUGS AND COMPOUNDING		13	4	24%	17
SOMA MEDICAL CENTER PA			17	100%	17
KIMBERLY J HENDERSON MD PC		16	1	6%	17
CALLAWAY CLINIC		12	5	29%	17
GENOTOX LABORATORIES		14	3	18%	17
URGENT CARE WEST CLINIC		14	3	18%	17
NONA PEDIATRIC CENTER		11	6	35%	17
STARLING AT NOCATEE			17	100%	17
SOMA MEDICAL CENTER, PA #4 FLORIDA MANGO		1	16	94%	17
MINUTECLINIC DIAGNOSTIC OF TN PC #6415		13	4	24%	17
MIRIMUS INC		1	16	94%	17
URGENT CARE OF NEW YORK		16	1	6%	17
INN AT LAKE SEMINOLE SQUARE, THE		17			17
CARE NOW, INC		13	4	24%	17
RESOLVE MOLECULAR DIAGNOSTICS		13	4	24%	17
LAKELAND HILLS CENTER		10	7	41%	17
FRUITVILLE URGENT CARE			17	100%	17
MINUTECLINIC, LLC, DBA MINUTECLINIC #6		15	2	12%	17
JOHNS HOPKINS MEDICAL LABORATORIES		1	16	94%	17
PARRISH HEALTH CENTER		14	3	18%	17

# COVID-19: testing by laboratory

Data through Apr 24, 2021 verified as of Apr 25, 2021 at 09:25 AM

Data in this report are provisional and subject to change.

The numbers in the table below represent the number of Florida and non-Florida residents for whom test results were received by the Department of Health. A person can be tested by more than one laboratory and can have both positive and negative results. **Therefore, the sum of the numbers in each column will be larger than the total number of people tested.**

Reporting lab	Inconclusive	Negative	Positive	Percent positive	Total
UC HEALTH UNIVERSITY HOSPITAL		14	3	18%	17
CVS MINUTE CLINIC DIAGNOSTIC OF TEXAS, LLC		13	4	24%	17
MEDEXPRESS URGENT CARE- MARYLAND		14	3	18%	17
YORKVILLE PEDIATRIC URGENT CARE		17			17
GMR EVENT SERVICES LLC DBA CROWDRX		17			17
WELLMED AT BRANDON REGIONAL		10	7	41%	17
PRIMARY CARE WALK IN CLINIC PLLC			17	100%	17
BROOKDALE CROWN POINT			17	100%	17
MEDEXPRESS URGENT CARE - ROBINSON TWP, STEUBENVILLE PIKE		15	2	12%	17
BAY BREEZE HEALTH AND REHABILITATION CENTER		9	8	47%	17
ESTATES MEDICAL CENTER INC		4	13	76%	17
MINUTECLINIC DIAGNOSTIC OF SC, LLC #2		13	4	24%	17
COMPREHENSIVE CHILDCARE ASSOCIATES		9	8	47%	17
UNIVERSITY LAB			17	100%	17
COAST MED URGENT CARE		16	1	6%	17
LYNN KEEFE, MD PEDIATRICS		14	3	18%	17
HUNTINGTON URGENT CARE		15	1	6%	16
BONIFAY NURSING AND REHABILITATION CENTER			16	100%	16
SARASOTA MEDICAL CENTER		6	10	63%	16
XERA MED RESEARCH			16	100%	16
JOSEPH MIGNOGNA		13	3	19%	16
COMMUNITY HEALTH OF SOUTH FLORIDA INC			16	100%	16
INTERNAL MEDICINE LIPID AND WELNNESS PRACTICE		6	10	63%	16
HODGES CLUSTER		2	14	88%	16
UNIVERSITY OF MIAMI MILLER SCHOOL			16	100%	16
CRUCIAL CARE		10	6	38%	16
SUFFRIDGE DRIVE GROUP HOME		16			16
ALL FLORIDA FAMILY & SPORTS MEDICINE		15	1	6%	16
GRAND VILLA OF PALM COAST		16			16
HUDSON VALLEY HOSPITAL CENTER LABORATORY		15	1	6%	16
PANAMA CITY VITAS HOSPICE		16			16
NORTHSIDE HOSPITAL DULUTH		13	3	19%	16
NORTHWEST FLORIDA SLEEP		1	15	94%	16
SELECT PHYSICIANS ALLIANCE		16			16
GOOD SAMARITAN SOCIETY		16			16
MEDICINE AT LONGWOOD		16			16
MORTON PLANT MEASE			16	100%	16
PROMEDICA LABORATORIES		11	5	31%	16
FAST TRACK URGENT CARE CENTER - TYRONE			16	100%	16
DAVITA DIALYSIS		4	12	75%	16
INTERNAL MEDICINE ASSOCIATES & SPECIALTIES INC		15	1	6%	16
OKEECHOBEE HEALTHCARE FACILITY			16	100%	16
JS HEALTHCARE INC		16			16
CVS PHARMACY		1	15	94%	16
KETAMINE HEALTH CENTERS AT BONITA SPRINGS, LLC		16			16
URGENT CARE CLINIC OF LINCOLN		14	2	13%	16
WELLSTAR NORTH FULTON HOSPITAL LABORAT		15	1	6%	16

# COVID-19: testing by laboratory

Data through Apr 24, 2021 verified as of Apr 25, 2021 at 09:25 AM

Data in this report are provisional and subject to change.

The numbers in the table below represent the number of Florida and non-Florida residents for whom test results were received by the Department of Health. A person can be tested by more than one laboratory and can have both positive and negative results. **Therefore, the sum of the numbers in each column will be larger than the total number of people tested.**

Reporting lab	Inconclusive	Negative	Positive	Percent positive	Total
PRESBYTERIAN MEDICAL SERVICES		16			16
TINA'S ASSISTED LIVING FACILITY CORP		16			16
MINUTE CLINIC DIAGNOSTIC OF SOUTH CAROLINA		12	4	25%	16
UNAVAILABLE/UNKNOWN/NO INFORMATION FOUND			16	100%	16
PRO HEALTH FAMILY PHYSICIANS, NYSTROM		16			16
TMH FSU RAPID LABORATORY		2	14	88%	16
ST AUGUSTINE PLANTATION		1	15	94%	16
SONORA QUEST LABORATORIES			16	100%	16
LAKEVIEW HEALTH SYSTEMS			16	100%	16
CENTRAL JERSEY URGENT CARE OF EATONTOW		15	1	6%	16
CVS NC2357POCT HUNTERSVILLE		14	2	13%	16
RICH STREET GROUP HOME		9	7	44%	16
NOVANT HEALTH GOHEALTH URGENT CARE-HARRISBURG		8	8	50%	16
Lab MSMC Hialeah			16	100%	16
HAWTHORNE INN OF LAKELAND		16			16
INDIANA STATE DEPARTMENT OF HEALTH		1	15	94%	16
ADVENT HEALTH - ZEPHYRHILLS			16	100%	16
SRMC AVALON		9	7	44%	16
NORTHERN WESTCHESTER HOSPITAL LABORATORY		14	2	13%	16
MINNEOLA PLACE A HOMEBRIDGE COMMUNITY		16			16
MEDEXPRESS URGENT CARE LEWISBURG		15	1	6%	16
MILLENNIUM PHYSICIAN GRP LLC NAPLES PINE RIDGE			16	100%	16
NORTHWEST FLORIDA ENT, PA		5	11	69%	16
FLORIDA MEDICAL ASSOCIATES LLC		9	7	44%	16
BVL PEDIATRICS		14	2	13%	16
BROOKLYN HOSPITAL CENTER DOWNTOWN CAMPUS		15			15
FLORIDA DEPARTMENT OF HEALTH IN HILLSBOROUGH COUNTY		1	14	93%	15
ORLANDO HEALTH		2	13	87%	15
MEDLAB ASSOCIATES LLC		15			15
INFEXIONSHIELD INC.		15			15
PATHLINE			15	100%	15
LAKE NONA MEDICAL SERVICE LLC		13	2	13%	15
OPIS ISLAND LAKE CENTER		13	2	13%	15
MINUTECLINIC DIAGNOSTIC OF VIRGINIA, LLC #1416		14	1	7%	15
LILY'S PROMISE AL#12775		15			15
MC DIAGNOSTIC OF CONNECTICUT PC #459		15			15
BAPTIST MEDICAL CENTER EAST		11	4	27%	15
ST MARYS MEDICAL CENTER			15	100%	15
VERO DIAGNOSTICS		14	1	7%	15
DIATHERIX		13	2	13%	15
Astoria Health and Rehab		15			15
AJU GEORGE MD PA			15	100%	15
CVS MINUTE CLINIC DIAGNOSTIC PA		11	4	27%	15
STATEN ISLAND UNIVERSITY HOSPITAL SEGUINE AVE		12	3	20%	15
CVS MINUTE CLINIC DIAGNOSTIC MED GRP OF CA		15			15
HAVEN HOSPICE IN CHIEFLAND		9	6	40%	15
TELEVISIT MALABAR PEDIATRICS		5	10	67%	15

# COVID-19: testing by laboratory

Data through Apr 24, 2021 verified as of Apr 25, 2021 at 09:25 AM

Data in this report are provisional and subject to change.

The numbers in the table below represent the number of Florida and non-Florida residents for whom test results were received by the Department of Health. A person can be tested by more than one laboratory and can have both positive and negative results. **Therefore, the sum of the numbers in each column will be larger than the total number of people tested.**

Reporting lab	Inconclusive	Negative	Positive	Percent positive	Total
CARENOW URGENT CARE-DONELSON		12	3	20%	15
Terrace of Jacksonville			15	100%	15
MINUTE CLINIC DIAGNOSTIC MED GRP		14	1	7%	15
FAMILY CARE CENTER OF ARLINGTON		10	5	33%	15
MEDEXPRESS URGENT CARE - LAFAYETTE		14	1	7%	15
SURGERY CENTER OF CORAL GABLES LLC,THE		11	4	27%	15
HEALTH MED HOME CARE, LLC		15			15
MEADOWCREST MOLECULAR DIAGNOSTICS, LLC			15	100%	15
SKIN WELLNESS PHYSICIANS LLC		15			15
UNIVERSITY HOSPITAL UC HEALTH		11	4	27%	15
MINUTECLINIC DIAGNOSTIC OF OKLAHOMA		12	3	20%	15
CVS TX8321POCT MCKINNEY		15			15
DELIVER MY MEDS CORP		15			15
FAMILY CARE			15	100%	15
EASTLAKE PEDIATRICS - TRINITY		15			15
NOVALIFE MEDSPA			15	100%	15
CVS CA9715POCT THOUSAND OAKS		15			15
BRYAN WHITFIELD MEMORIAL HOSPITAL		10	5	33%	15
CUSTEAD CARE CENTER HAVEN HOSPICE		12	3	20%	15
PROHEALTH CARE ASSOCIATES MOBILE		12	3	20%	15
SINAI HOSPITAL OF BALTIMORE		15			15
MIAMI BEACH MEDICAL GROUP LLC			15	100%	15
MILTON 4707		15			15
CARDIOTHORACIC SURGERY OF HYDE PARK			15	100%	15
LONG ISLAND JEWISH VALLEY STREAM		14	1	7%	15
OAKMONTE VILLAGE OF DAVIE			15	100%	15
GNT ASSOCIATES		14	1	7%	15
CVS NY491POCT JACKSON HEIGHTS		15			15
WALGREENS #07936		14	1	7%	15
OPTIONS FOR SENIORS INC DBA PALM KREST MANOR		12	3	20%	15
CVS MINUTE CLINIC DIAGNOSTIC OF VIRGINIA		15			15
BESSENT ROAD GROUP HOME		15			15
WALK IN URGENT CARE			15	100%	15
Grace Rehabilitation of Vero Beach		15			15
GADSDEN REGIONAL MEDICAL CENTER		15			15
MINUTE CLINIC LLC #5733		15			15
PREMIER LABORATORY SERVICES, LLC		5	10	67%	15
HOLLEY-NAVARRE MEDICAL CLINIC		5	10	67%	15
IGENEX INC		14			14
BELLEVUE HOSPITAL CENTER DEPARTMENT		14			14
LEHIGH VALLEY HOSPITAL		3	11	79%	14
MED TECH SERVICES OF PALM BEACH INC		14			14
MINUTECLINIC DIAGNOSTIC OF TN PC #643		11	3	21%	14
MORTON PLANT HOSPITAL - ADLER INSTITUTE OF LAB MEDICINE		1	13	93%	14
ARNOT OGDEN MEDICAL CENTER LABORATORY		14			14
MINUTE CLINIC OF KANSAS PA		8	6	43%	14
VIGILINT HEALTHCARE		12	2	14%	14



# COVID-19: testing by laboratory

Data through Apr 24, 2021 verified as of Apr 25, 2021 at 09:25 AM

Data in this report are provisional and subject to change.

The numbers in the table below represent the number of Florida and non-Florida residents for whom test results were received by the Department of Health. A person can be tested by more than one laboratory and can have both positive and negative results. **Therefore, the sum of the numbers in each column will be larger than the total number of people tested.**

Reporting lab	Inconclusive	Negative	Positive	Percent positive	Total
HORIZON MEDICAL GROUP		12	2	14%	14
ST JOSEPH WOMENS HOSPITAL			14	100%	14
Hackensack Umc Mountainside		13	1	7%	14
ALASKA PUBLIC HEALTH LAB		1	13	93%	14
MIRACLE ALF INC		14			14
FAMILY MEDICINE OF WESTON LLC		6	8	57%	14
NEW YORK PRESBYTERIAN - LOWER MANHATTAN		14			14
WESTERN NEW YORK IMMEDIATE MEDICAL CAR		13	1	7%	14
ALAN L MELOTEK MD		14			14
STEWART MELBOURNE HOSPITAL, INC	1		13	93%	14
NORTH COUNTRY FAMILY HEALTH CENTER INC		14			14
FLORIDA KEYS CONCIERGE MEDICINE, LLC		12	2	14%	14
NORTHWESTERN MEMORIAL HOSPITAL			14	100%	14
FG RAPID RESULTS LLC		8	6	43%	14
MELBOURNE FAMILY PRACTICE		12	2	14%	14
TLC FAMILY CARE HOME INC		14			14
MADISON COUNTY HEALTH DEPARTMENT		7	7	50%	14
WELLSTAR COBB HOSPITAL		12	2	14%	14
MONTEFIORE MEDICAL CENTER LABORATORIES - WEILER		10	4	29%	14
CVS MINUTE CLINIC, LLC		12	2	14%	14
TALLAHASSEE PRIMARY CARE ASSOCIATES PA		12	2	14%	14
MC DIAGNOSTIC OF CONNECTICUT, PC #1966		14			14
ST CLOUD MEDICAL GROUP		12	2	14%	14
SOUTHEASTERN UNIVERSITY INC		14			14
PT&J REHAB - VILLAGE OF ROYAL PALM BEACH		12	2	14%	14
PARROTT MEDICAL CLINIC			14	100%	14
NIGHT OWL PEDIATRICS URGENT CARE			14	100%	14
TGH URGENT CARE - WESTCHASE			14	100%	14
Solaris Healthcare Pensacola			14	100%	14
CARENOW URGENT CARE-WEST END		9	5	36%	14
FAMILY PRACTICE ON THE GO		6	8	57%	14
SOMA MEDICAL CENTER, P.A.			14	100%	14
METHODIST MEDICAL CENTER		11	3	21%	14
LUCID DIAGNOSTICS LABS			14	100%	14
LAKE CO SCHOOLS EMPLOYEE HEALTH & WELLNESS CENTER	1	10	3	21%	14
NEMOURS CHILDREN'S URGENT			14	100%	14
RIVERSIDE COTTAGES AT THE SHORES, LLC			14	100%	14
EPIPHANY HEALTH		8	6	43%	14
DYNAMIC DNA LAB		1	13	93%	14
CVS NC187POCT CHARLOTTE		13	1	7%	14
WELLMED AT PORT ST LUCIE WEST		10	4	29%	14
DESOTO HEALTH AND REHAB LLC		9	5	36%	14
The Evangelical Lutheran Good Samaritan Society		14			14
CVS HEALTH MINUTE CLINIC		1	13	93%	14
SARASOTA - ROBERT L TAYLOR COMMUNITY CENTER		1	13	93%	14
INHEALTH LIFE SCIENCES		6	8	57%	14
MINUTECLINIC DIAGNOSTIC OF TN, PC 4992		14			14

# COVID-19: testing by laboratory

Data through Apr 24, 2021 verified as of Apr 25, 2021 at 09:25 AM

Data in this report are provisional and subject to change.

The numbers in the table below represent the number of Florida and non-Florida residents for whom test results were received by the Department of Health. A person can be tested by more than one laboratory and can have both positive and negative results. **Therefore, the sum of the numbers in each column will be larger than the total number of people tested.**

Reporting lab	Inconclusive	Negative	Positive	Percent positive	Total
PROMUS DIAGNOSTICS, LLC			14	100%	14
HEALTHFIRST ADVENT HEALTH CENTRA CARE COCOA BEACH			14	100%	14
POLK CHD BARTOW		13	1	7%	14
BAPTIST PRIMARY CARE PONTE VEDRA		8	6	43%	14
LIFE'S SPECIAL MOMENTS INC		14			14
MC DIAGNOSTIC OF CONNECTICUT, PC # 257		13	1	7%	14
MINUTECLINIC DIAGNOSTIC OF TN, PC 6438		12	2	14%	14
MEDI-DRUG INC		12	2	14%	14
ACCESS HOME HEALTH OF FLORIDA LLC		14			14
CVS TN5639POCT FARRAGUT		11	3	21%	14
SOUTHEASTERN LABORATORY			14	100%	14
BOCA SIMON		2	12	86%	14
SIGMUND LABS LLC		14			14
QUEENS UNIVERSITY OF CHARLOTTE		14			14
SAMARITAN MEDICAL CENTER		13			13
FLORIDA STATE HOSPITAL			13	100%	13
AVALON MEDICAL WALK IN CLINIC			13	100%	13
COMPASS URGENT CARE		8	5	38%	13
GULF COAST MEDICAL GROUP		5	8	62%	13
MINUTECLINIC, LLC #1492		13			13
EFFINGER HEALTH, PA		13			13
RED MOUNTAIN DIAGNOSTICS		13			13
MONTEFIORE NYACK HOSPITAL AFFILIATED LABORATORY		12	1	8%	13
PHELPS HOSPITAL LABORATORY		11	2	15%	13
MEDLABS DIAGNOSTICS		11	2	15%	13
MOODY MANOR		13			13
ST CLOUD COMPOUNDING PHARMACY & WELLNESS CENTER		12	1	8%	13
MAINSTREET FAMILY SELECT		1	12	92%	13
SOUTHEAST FAMILY HEALTHCARE CENTER			13	100%	13
NATIONAL GENETICS INST LABCORP		4	9	69%	13
HAVEN HOSPICE			13	100%	13
VALDOSTA FAMILY MEDICINE		1	12	92%	13
COVANCE CENTRAL LABORATORY			13	100%	13
BROOKDALE DELAND			13	100%	13
AVENTURA HOSPITAL AND MEDICAL CENTER			13	100%	13
CVS HEALTH, #2043		13			13
MEDEXPRESS URGENT CARE - SALEM		9	4	31%	13
ORMOND MEDICAL ARTS		3	10	77%	13
MINUTE CLINIC DIAGNOSTIC OF SC, LLC #42		12	1	8%	13
GLENBROOKE AT PALM BAY			13	100%	13
ESCAMBIA COMMUNITY CLINIC		2	11	85%	13
Signature Healthcare of Savannah		13			13
BENNETT PEDIATRICS		13			13
CROSS CARE CENTER			13	100%	13
BARRANCO CLINIC,THE	3	9	1	8%	13
Sunnyside Care Center		13			13
MINUTECLINIC, LLC, DBA MINUTECLINIC #2		11	2	15%	13

# COVID-19: testing by laboratory

Data through Apr 24, 2021 verified as of Apr 25, 2021 at 09:25 AM

Data in this report are provisional and subject to change.

The numbers in the table below represent the number of Florida and non-Florida residents for whom test results were received by the Department of Health. A person can be tested by more than one laboratory and can have both positive and negative results. **Therefore, the sum of the numbers in each column will be larger than the total number of people tested.**

Reporting lab	Inconclusive	Negative	Positive	Percent positive	Total
MEDEXPRESS URGENT CARE - CHRISTIANBURG		9	4	31%	13
HARBOR CHASE OF JACKSONVILLE			13	100%	13
SUMMIT ATLANTIC SURGERY CENTER		13			13
ORCHID COVE		3	10	77%	13
MINUTE-CLINIC DIAGNOSTIC OF VIRGINIA, LLC		13			13
MEDEXPRESS URGENT CARE - BENTON HARBOR		13			13
ATMORE NURSING CENTER		12	1	8%	13
WORLD WRESTLING ENTERTAINMENT			13	100%	13
KAILOS GENETICS INC		11	2	15%	13
IN-OFFICE LAB		12	1	8%	13
RDX BIOSCIENCE INC		10	3	23%	13
AFC URGENT CARE - CEDAR GROVE		11	2	15%	13
THE PLAZA AT PARKSQUARE		13			13
CLINICAL LABORATORY SERVICES			13	100%	13
MHHS All Lab Subsection		13			13
MINUTECLINIC LLC (1435)		12	1	8%	13
VILLA OF KINGS AND QUEENS OF DELRAY		13			13
LAKELAND REGIONAL HEALTH GRASSLANDS		12	1	8%	13
URGENT MEDICAL CENTER INC		5	8	62%	13
MINUTECLINIC, LLC, MINUTECLINIC #7637		11	2	15%	13
ROCKLEDGE		3	10	77%	13
MEYER PEDIATRICS CHTD		11	2	15%	13
LEE MEMORIAL HEALTH SYSTEM D/B/A		11	2	15%	13
UNIVERSITY HOSPITALS OF CLEVELAND		8	5	38%	13
ST JOSEPHS HOSP OF ATLANTA/CLINIC LAB		11	2	15%	13
BAPTIST HEALTH			13	100%	13
EAR NOSE AND THROAT ASSOCIATES OF MANATEE, P.A.		10	3	23%	13
TAPESTRY TALLAHASSEE WALDEN		13			13
SANDGATE GARDENS REHAB & NURSING CENTER		3	10	77%	13
CONSULATE HEALTH CARE OF PENSACOLA			13	100%	13
CVS MINUTE CLINIC DIAGNOSTIC PA #3060		11	2	15%	13
CORAL LANDING ASSISTED LIVING		11	2	15%	13
DEVEREUX FLORIDA CHILDRENS CENTER			13	100%	13
SHELBY COUNTY HEALTH CARE CORPORATION		10	3	23%	13
MISSOURI DEPARTMENT OF HEALTH AND SENIOR SERVICES			13	100%	13
MINUTE-CLINIC DIAGNOSTIC OF VIRGINIA, LLC #2003		10	3	23%	13
MINUTECLINIC DIAGNOSTIC OF RHODE ISLAND		10	3	23%	13
MINUTECLINIC DIAGNOSTIC OF NORTH CAROLINA, PC		12	1	8%	13
CAN COMMUNITY HEALTH, INC		11	2	15%	13
PARKWEST MEDICAL CENTER		11	2	15%	13
MEDEXPRESS URGENT CARE - PANTOPS		12	1	8%	13
CULINARY INSTITUTE OF AMERICA STUDENT	3	10			13
CVS MINUTE CLINIC DIAGNOSTIC OF TN #3293		12	1	8%	13
MINUTE CLINIC LLC #2775		12	1	8%	13
MINUTE CLINIC LLC #5706		11	2	15%	13
LANE PEDIATRICS PA		1	12	92%	13
WOODLAND TOWERS		6	6	50%	12

# COVID-19: testing by laboratory

Data through Apr 24, 2021 verified as of Apr 25, 2021 at 09:25 AM

Data in this report are provisional and subject to change.

The numbers in the table below represent the number of Florida and non-Florida residents for whom test results were received by the Department of Health. A person can be tested by more than one laboratory and can have both positive and negative results. **Therefore, the sum of the numbers in each column will be larger than the total number of people tested.**

Reporting lab	Inconclusive	Negative	Positive	Percent positive	Total
CVS TN5601POCT LENOIR CITY		10	2	17%	12
ACCENTCARE		12			12
VERITAS RESEARCH CORP			12	100%	12
Lady Lake Specialty Care			12	100%	12
CVS GA2108POCT NORCROSS		9	3	25%	12
MINUTECLINIC DIAG OF IND, LLC #6697		12			12
HIRAM COLLEGE HEALTH CENTER (ABBOTT)		12			12
MINUTE CLINIC DIAGNOSTIC OF NORTH CAROLINA		12			12
St Joseph's Hospital & Medical Center		11	1	8%	12
ST LUKES ROOSEVELT LABORATORY		9	3	25%	12
WANTAGH URGENT CARE		9	3	25%	12
MERIDIAN AT WATERWAYS, THE		10	2	17%	12
GEORGE W FERGUSON MD-CONCIERGE MEDICAL SERVICES PL		11	1	8%	12
DYNAMIC HEALTH CENTERS INC		8	4	33%	12
MINUTECLINIC DIAGNOSTIC OF GEORGIA, LL		10	2	17%	12
NAPLES GREEN VILLAGE		12			12
DEPARTMENT OF PUBLIC HEALTH		12			12
OHIO STATE UNIVERSITY MEDICAL CENTER			12	100%	12
GLEN OAKS HEALTH AND REHABILITATION CENTER			12	100%	12
FHCP-PORT ORANGE		3	9	75%	12
MINUTECLINIC DIAGNOSTIC OF TN PC #386		11	1	8%	12
ACADIAN DIAGNOSTIC LABORATORIES		8	4	33%	12
APPLE DIAGNOSTICS LAB		5	7	58%	12
THE POTTER'S HOUSE AT CANNON POINT		12			12
CITY OF WEST PALM BEACH EMPLOYEE & FAMILY HEALTH		12			12
GENESIS		8	4	33%	12
BAYONET POINT HOSPITAL			12	100%	12
TMH PHYSICIAN PARTNERS - MONTICELLO		10	2	17%	12
NORTHEAST PEDIATRICS			12	100%	12
Heartland Healthcare Center Boca Raton		2	10	83%	12
MEDEXPRESS URGENT CARE CHARLESTON		8	4	33%	12
MERCY MEDICAL CENTER		5	7	58%	12
FLORIDA DEPT OF HEALTH		4	8	67%	12
SAVANNAH STATE UNIVERSITY, COUNSELING		12			12
FAMILY MEDICINE AT LONGWOOD			12	100%	12
ADVENTIST HEALTH SYSTEM FLORIDA DEPT OF HEALTH		7	5	42%	12
MINUTECLINIC DIAGNOSTIC OF NEW MEXICO		12			12
CARROLL GARDENS URGENT CARE		12			12
SAMARITAN HOSPITAL LABORATORY		11	1	8%	12
Atlanta VAMC		7	5	42%	12
WALGREEN #6538		12			12
LAB UNKNOWN		1	11	92%	12
MC DIAGNOSTIC OF CONNECTICUT , PC # 3		10	2	17%	12
CARE FAST MURABELLA		7	5	42%	12
IREPERTOIRE_MOL_LAB		12			12
JOHN W NORRIS III MD PA	1		11	92%	12
MEDEXPRESS URGENT CARE-ALTOONA		10	2	17%	12

# COVID-19: testing by laboratory

Data through Apr 24, 2021 verified as of Apr 25, 2021 at 09:25 AM

Data in this report are provisional and subject to change.

The numbers in the table below represent the number of Florida and non-Florida residents for whom test results were received by the Department of Health. A person can be tested by more than one laboratory and can have both positive and negative results. **Therefore, the sum of the numbers in each column will be larger than the total number of people tested.**

Reporting lab	Inconclusive	Negative	Positive	Percent positive	Total
NORTHSIDE HOSPITAL FORSYTH		10	2	17%	12
LONGWOOD PEDIATRICS LLC			12	100%	12
CAPE CORAL URGENT CARE		9	3	25%	12
CARLOS PORTU MD, PLLC			12	100%	12
MINUTECLINIC DIAGNOSTIC OF TN PC #240		10	2	17%	12
MINUTECLINIC, LLC, DBA MINUTECLINIC #6106		10	2	17%	12
MI2297090CV HOLLAND-23D2189684		12			12
BRITO MEDICAL CENTER		10	2	17%	12
MINUTECLINIC DIAGNOSTIC OF VIRGINIA		12			12
ST. PETERSBURG PEDIATRICS			12	100%	12
SUWANNEE COUNTY JAIL		11	1	8%	12
VIBRANT AMERICA		10	2	17%	12
PANCARE HEALTH - WEWA ELEMENTARY			12	100%	12
COLLIER COUNTY HEALTH DEPT.		7	5	42%	12
BROOKDALE CITRUS			12	100%	12
MINUTECLINIC DIAGNOSTIC OF PA, LLC (1036)		10	2	17%	12
SUNCOAST COMMUNITY HEALTH CENTERS INC		2	10	83%	12
ORLANDO FAMILY MEDICAL INC		12			12
ST PETER'S UNIVERSITY HOSPITAL		9	3	25%	12
CVS MINUTE CLINIC, LLC #22		11	1	8%	12
MINUTECLINIC DIAGNOSTIC OF ILLINOIS LL		10	2	17%	12
URGENT TEAM MANAGEMENT OF TENNESSEE		10	2	17%	12
CVS MINUTE CLINIC DIAG OF IND, LLC #6549		11	1	8%	12
TOXUSALABS DBA CONNECTDX LABS		10	2	17%	12
FLORIDA DEPARTMENT OF HEALTH WASHINGTON COUNTY		7	5	42%	12
MINUTECLINIC, LLC #244		11	1	8%	12
VILLA HEALTH NH LLC		10	2	17%	12
Rosewood Healthcare and Rehabilitation Center		5	7	58%	12
ADVENTHEALTH MEDICAL GROUP CARE CLINIC AT		8	4	33%	12
MINUTE CLINIC LLC #6765		12			12
LIFE CARE OF PORT SAINT LUCIE		3	9	75%	12
TIFT REGIONAL HEALTH SYSTEM, INC		12			12
VA Primary Care Clinic at Meharry		11	1	8%	12
RICHMOND UNIVERSITY MEDICAL CENTER		10	2	17%	12
Maury Regional Hospital		6	6	50%	12
RUSSELL MEDICAL CENTER		11	1	8%	12
MEDEXPRESS URGENT CARE-LATROBE		11	1	8%	12
SENIOR HOME CARE INC		12			12
PALATKA VA CBOC		11	1	8%	12
BROWARD DIALYSIS			12	100%	12
FAMILY MEDICINE AT HUNTERS CREEK		12			12
LEON CHD		12			12
FAMILY PRACTICE OF DAVIE INC			12	100%	12
MEDEXPRESS URGENT CARE - MONROE		12			12
THE TERRACE OF SAINT CLOUD		9	2	18%	11
ALBION COLLEGE (ABBOTT)		11			11
UMHC/SYLVESTER AT KENDALL		1	10	91%	11



# COVID-19: testing by laboratory

Data through Apr 24, 2021 verified as of Apr 25, 2021 at 09:25 AM

Data in this report are provisional and subject to change.

The numbers in the table below represent the number of Florida and non-Florida residents for whom test results were received by the Department of Health. A person can be tested by more than one laboratory and can have both positive and negative results. **Therefore, the sum of the numbers in each column will be larger than the total number of people tested.**

Reporting lab	Inconclusive	Negative	Positive	Percent positive	Total
PINELLAS COUNTY HEALTH DEPARTMENT		2	9	82%	11
CLAYMED OF NORTH FLORIDA			11	100%	11
PHASE2 LABS	2	7	2	18%	11
REDMED CLINIC OF ARLINGTON		10	1	9%	11
CVS SC4286POCT EASLEY		5	6	55%	11
MINUTECLINIC DIAGNOSTIC OF NEW JERSEY, LLC # 7069		11			11
FAMILY HEALTH CENTER AT PORT ST JOHN		4	7	64%	11
UF HEALTH		1	10	91%	11
ASSOCIATES IN MEDICINE		7	4	36%	11
CREATIVE TESTING SOLUTIONS		4	7	64%	11
COMMUNITY CARE CENTER□		11			11
CARENOW URGENT CARE-HERMITAGE		7	4	36%	11
BIOTECH CLINICAL LABORATORIES, INC.		1	10	91%	11
CVS PA1671POCT LANCASTER		11			11
Westchester General Hospital			11	100%	11
DMH STEINHATCHEE FAMILY MEDICINE		8	3	27%	11
AIM LABORATORIES			11	100%	11
WATSON HEALTHCARE		8	3	27%	11
WALK IN MEDICAL URGENT CARE PC		11			11
PHYSICIANS REGIONAL MEDICAL CTR - COLLIER BLVD			11	100%	11
CURATIVE		1	10	91%	11
SEMINOLE COUNTY CORRECTIONAL FACILITY		1	10	91%	11
CVS MINUTE CLINIC DIAGNOSTIC MED GRP OF SAN		9	2	18%	11
ASSOCIATES MD CYPRESS CREEK			11	100%	11
KIDSVILLE PEDIATRICS			11	100%	11
NEW HAMPSHIRE DEPARTMENT OF HEALTH AND HUMAN SERVICES		3	8	73%	11
45TH 1		11			11
ST VINCENT'S ST CLAIR		8	3	27%	11
MINUTECLINIC #8760		11			11
PASSPORT HEALTH			11	100%	11
COLLIER HMA PHYSICIAN MANAGEMENT, LLC		2	9	82%	11
CVS MO8590POCT KANSAS CITY		7	4	36%	11
MONROE COUNTY HOSPITAL		8	3	27%	11
SEMORAN FAMILY HEALTH LLC		10	1	9%	11
CVS TN2179POCT MURFREESBORO		10	1	9%	11
MINUTECLINIC, LLC #1470		10	1	9%	11
CVS MINUTE CLINIC DIAGNOSTIC		10	1	9%	11
PALM BEACH PATHOLOGY		9	2	18%	11
BRIDGE DIAGNOSTICS			11	100%	11
St. Annes Nursing Center, St. Annes Residence, Inc.		11			11
OPTUM PRIMARY CARE		1	10	91%	11
MEDICAL CENTER AFFILIATES WEST PALM			11	100%	11
WINKLER COURT□		9	2	18%	11
UNIVERSITY CENTRA CARE		10	1	9%	11
BOCA RATON REGIONAL HOSPITAL LAB			11	100%	11
PRIMECARE ACQUISITION FAMILY PRACTICE INC		11			11
TROPICANA		5	6	55%	11

# COVID-19: testing by laboratory

Data through Apr 24, 2021 verified as of Apr 25, 2021 at 09:25 AM

Data in this report are provisional and subject to change.

The numbers in the table below represent the number of Florida and non-Florida residents for whom test results were received by the Department of Health. A person can be tested by more than one laboratory and can have both positive and negative results. **Therefore, the sum of the numbers in each column will be larger than the total number of people tested.**

Reporting lab	Inconclusive	Negative	Positive	Percent positive	Total
TELEVISIT PALM BAY FAMILY PRACTICE		9	2	18%	11
MONROE COUNTY FIRE RESCUE		10	1	9%	11
RELIANCE MEDICAL CENTER		6	5	45%	11
GUIDANCE / CARE CENTER, INC		11			11
MERCY HEALTH—MUSKEGON		7	4	36%	11
HNL LAB MEDICINE		8	3	27%	11
NIGHT LITE PEDIATRICS CENTER		1	10	91%	11
METHODIST HOSPITAL			11	100%	11
MINUTECLINIC DIAGNOSTIC OF MINNESOTA		11			11
NHC HealthCare Anniston		11			11
CVS CA9113POCT CHULA VISTA		11			11
APPALACHIAN REGIONAL HEALTHCARE SYSTEM		10	1	9%	11
MINUTECLINIC DIAGNOSTIC OF TN, PC 6304		9	2	18%	11
CARENOW URGENT CARE-GREEN HILLS		10	1	9%	11
JBSA-SAM HOUSTON			11	100%	11
ORLANDO HEALTH PHYSICIAN ASSOCIATES		4	7	64%	11
UNIVERSITY OF MIAMI MILLER SCHOOL OF MEDICINE			11	100%	11
MINUTECLINIC DIANOSTIC OF VIRGINIA, LL		10	1	9%	11
MEDEXPRESS URGENT CARE - BEECH GROVE		10	1	9%	11
NIGHT LITE PEDIATRICS CENTER, LLC		1	10	91%	11
CVS MINUTE CLINIC DIAGNOSTIC OF TEXAS,LLC		9	2	18%	11
Manor Care of Dunedin		7	4	36%	11
DOCTORS EXPRESS OF ST PETERSBURG		1	10	91%	11
ELITE HOME HEALTH SERVICES		11			11
TRIDENT BIOMETRICS		10	1	9%	11
WELLMED AT SOUTH PARSONS		9	2	18%	11
VIRTUA WEST JERSEY HOSPITAL VOORHEES		9	2	18%	11
CARINGTON MANOR		11			11
PRIME MEDICAL CARE, LLC		11			11
ALACHUA			11	100%	11
MEDEXPRESS URGENT CARE - FORT WORTH S		9	2	18%	11
MINUTECLINIC DIAGNOSTIC OF NEW JERSEY,		10	1	9%	11
ILLINOIS DEPT OF PUBLIC HEALTH LAB - SPRINGFIELD			11	100%	11
CLEVELAND TENNESSEE HOSPITAL COMPANY		10	1	9%	11
GENOPTIX MEDICAL LABORATORY		10	1	9%	11
ALL 4 KIDZ PEDIATRICS		8	3	27%	11
CVS CA9165POCT SAN DIEGO		11			11
CENTRAL JERSEY URGENT CARE		10	1	9%	11
AZALEA HEALTH		2	9	82%	11
MOUNT DORA PEDIATRICS		9	2	18%	11
ATHENS VETERINARY DIAGNOSTIC LABORATOR		11			11
VITAS HEALTH INC		5	6	55%	11
MINUTE-CLINIC DIAGNOSTIC OF VIRGINIA,		10	1	9%	11
MINUTECLINIC, DIAGNOSTIC OF TEXAS, LL		10	1	9%	11
NORTH OKALOOSA PHYSICIAN GROUP		10	1	9%	11
MINUTECLINIC DIAGNOSTIC OF VIRGINIA, LLC #255		11			11
MEDEXPRESS URGENT CARE - WINCHESTER GATEWAY		9	2	18%	11

# COVID-19: testing by laboratory

Data through Apr 24, 2021 verified as of Apr 25, 2021 at 09:25 AM

Data in this report are provisional and subject to change.

The numbers in the table below represent the number of Florida and non-Florida residents for whom test results were received by the Department of Health. A person can be tested by more than one laboratory and can have both positive and negative results. **Therefore, the sum of the numbers in each column will be larger than the total number of people tested.**

Reporting lab	Inconclusive	Negative	Positive	Percent positive	Total
STUYVESANT URGENT CARE		11			11
HEALTH NETWORK LABORATORIES		7	4	36%	11
CROSSROADS URGENT CARE, PLLC		11			11
Crestwood Nursing Center		7	4	36%	11
MINUTE CLINIC LLC # 2033		10	1	9%	11
MEDEXPRESS URGENT CARE MONACA		11			11
ALCOVE ASSISTED LIVING FACILITY		11			11
MINUTECLINIC DIAGNOSTIC OF MAINE, LLC		9	2	18%	11
SUMTER COUNTY HEALTH DEPARTMENT		6	5	45%	11
WINTER PARK CARE AND REHABILITATION			11	100%	11
MINUTECLINIC DIAGNOSTICS OF IND, LLC		11			11
MICHIGAN DEPARTMENT OF COMMUNITY HEALTH		1	10	91%	11
MEDEXPRESS URGENT CARE - MAPLE DRIVE		10	1	9%	11
MINUTE CLINIC DIAG OF IND LLC #8674		10			10
ARCHBOLD MEMORIAL HOSPITAL/LAB		3	7	70%	10
NORTON HEALTHCARE			10	100%	10
ISLAND COAST PEDIATRICS IN-HOUSE LAB		10			10
CORONA PATHOLOGY		10			10
LAKE BALDWIN CBOC		9	1	10%	10
WHEELER LABORATORY		9	1	10%	10
VITALANT		1	9	90%	10
CVS CT1123POCT SOUTHBURY		10			10
WALGREENS #04176		7	3	30%	10
NATURE COAST REGIONAL MEDICAL CENTER		1	9	90%	10
PALM BEACH CDH - DELRAY BEACH			10	100%	10
KEY TRAINING CENTER			10	100%	10
KEY WEST URGENT CARE, INC		3	7	70%	10
MINUTE CLINIC LLC #4017		10			10
MAINSTREET FAMILY CARE			10	100%	10
CHILDREN'S HEALTHCARE OF ATLANTA/EGLESTON		10			10
ACCESS PHARMACY		10			10
MINUTECLINIC LLC #5176		7	3	30%	10
CVS SC7556POCT WEST COLUMBIA		9	1	10%	10
DES PLAINES CLINICAL LAB		3	7	70%	10
CHEMISYS LABORATORIES		2	8	80%	10
BENSONHURST URGENT CARE		9	1	10%	10
VETERNANS ADMINISTRATION			10	100%	10
WALGREENS #06416		10			10
MEDICAL LABORATORY DIAGNOSTICS			10	100%	10
CVS PA6902POCT BRYN MAWR		8	2	20%	10
SUPERIOR RESIDENCES OF CLERMONT		2	8	80%	10
UNIVERSITY MEDICAL CENTER		8	2	20%	10
ST JOSEPH'S HOSPITAL NORTH LABORATORY			10	100%	10
WALK-IN MEDICAL CARE			10	100%	10
TENNESSEE DEPARTMENT OF HEALTH (TDH) - CENTRAL LABORATORY		2	8	80%	10
NASCAR EVENT MANAGEMENT, LLC		10			10
HIGH TOWER ALF LLC		9	1	10%	10

# COVID-19: testing by laboratory

Data through Apr 24, 2021 verified as of Apr 25, 2021 at 09:25 AM

Data in this report are provisional and subject to change.

The numbers in the table below represent the number of Florida and non-Florida residents for whom test results were received by the Department of Health. A person can be tested by more than one laboratory and can have both positive and negative results. **Therefore, the sum of the numbers in each column will be larger than the total number of people tested.**

Reporting lab	Inconclusive	Negative	Positive	Percent positive	Total
GLADES COUNTY DETENTION CENTER		1	9	90%	10
RPC@HODGES		2	8	80%	10
KR AT COLLEGE HARBOR		10			10
SOMA MEDICAL CENTER PA #4			10	100%	10
THOMAS JEFFERSON UNIVERSITY HOSPITAL		4	6	60%	10
BETH ISRAEL MEDICAL CENTER LABS		9	1	10%	10
NEW JERSEY DEPARTMENT OF HEALTH COMMUNICABLE DISEASE SERVICE		3	7	70%	10
PRORENATA LABS		2	8	80%	10
AMERICAN HOUSE FORT MYERS		10			10
PALMS WEST HOSPITAL			10	100%	10
VENICE GREEN VILLAGE		3	7	70%	10
LAWRENCE TECHNOLOGICAL UNIVERSITY		10			10
BERRYHILL MANOR		10			10
LUXOR SCIENTIFIC LLC		1	9	90%	10
BETTER AT HOME		10			10
PBC PREMIER FAMILY HEALTH			10	100%	10
BROWARD HEALTH CARE			10	100%	10
BLOOMIN BRANDS WELLNESS CENTER		9	1	10%	10
MINUTECLINIC DIAGNOSTIC OF ILLINOIS		8	2	20%	10
CITY OF TALLAHASSEE		10			10
MINUTECLINIC DIAG OF IND, LLC #2387		8	2	20%	10
MEDEXPRESS URGENT CARE - FAYETTEVILLE		8	2	20%	10
GOLDMAN SACHS HEALTH CENTER	1	9			10
CULVER-STOCKTON COLLEGE		8	2	20%	10
MINUTECLINIC DIAGNOSTIC OF NORTH CAROLINA PC #5341		7	3	30%	10
PIEDMONT ATHENS REGIONAL MEDICAL		8	2	20%	10
FRESENIUS KIDNEY CARE DUNEDIN			10	100%	10
HCR MANORCARE		10			10
BLOOMINGDALE PEDIATRIC ASSOCIATES PA			10	100%	10
MOSOLF PEDIATRICS			10	100%	10
BROOKDALE PANAMA CITY		9	1	10%	10
CVS NC7051POCT WAKE FOREST		10			10
CHRISTUS ST VINCENT LABORATORY - ZIA		10			10
VASCONCELLO COHEN MD PA		9	1	10%	10
MINUTECLINIC DIAGNOSTIC OF TN PC #5671		6	4	40%	10
CARESOUTH HHA HOLDINGS OF THE BAY AREA LLC		10			10
MC DIAGNOSTIC OF CONNECTICUT, PC #1043		10			10
MEDEXPRESS URGENT CARE-KATY		7	3	30%	10
MOLECULAR PATHOLOGY LABORATORY			10	100%	10
CVS TX7827POCT ROUND ROCK		10			10
SAVANNAH MANOR ASSISTED LIVING COMMUNITY			10	100%	10
MEDEXPRESS URGENT CARE PARKERSBURG		8	2	20%	10
CVS SC7334POCT LEXINGTON		9	1	10%	10
MINUTECLINIC DIAGNOSTIC OF OHIO #3407		9	1	10%	10
ORLANDO MEDICAL CENTER PL		1	9	90%	10
GILCHRIST COUNTY FIRE DEPARTMENT		4	6	60%	10
MEDEXPRESS URGENT CARE - WASHINGTON		8	2	20%	10

# COVID-19: testing by laboratory

Data through Apr 24, 2021 verified as of Apr 25, 2021 at 09:25 AM

Data in this report are provisional and subject to change.

The numbers in the table below represent the number of Florida and non-Florida residents for whom test results were received by the Department of Health. A person can be tested by more than one laboratory and can have both positive and negative results. **Therefore, the sum of the numbers in each column will be larger than the total number of people tested.**

Reporting lab	Inconclusive	Negative	Positive	Percent positive	Total
COMMUNITY HEALTH CENTER		2	8	80%	10
CBC LAB		3	7	70%	10
JOHNS HOPKINS ALL CHILDRENS			10	100%	10
FLORIDA CLINICAL LAB		1	9	90%	10
LEE COMMUNITY HEALTHCARE INC DUNBAR		8	2	20%	10
PANCARE HEALTH - VERNON ELEMENTARY			10	100%	10
ANY LAB TEST NOW INC			10	100%	10
CUMBERLAND HEIGHTS		10			10
NORTHSIDE HOSPITAL ATLANTA		4	6	60%	10
ONEIDA HEALTHCARE CENTER		8	2	20%	10
CVS OH3301POCT WOODMERE		10			10
OKLAHOMA STATE DEPARTMENT OF HEALTH-PUBLIC HEALTH LABORATORY			10	100%	10
CARENOW URGENT CARE-MT JULIET		8	2	20%	10
DOMINICAN COLLEGE STUDENT HEALTH CENTE		8	2	20%	10
ACM MEDICAL LABORATORY ALLIANCE		7	3	30%	10
MINUTECLINIC MINUTECLINIC #8505		8	2	20%	10
IMMUNOGENOMICS LLC		6	4	40%	10
MINUTE CLINIC, LLC #4650		9	1	10%	10
PLYMOUTH HARBOR INCORPORATED		9	1	10%	10
SOUTH FLORIDA ENT ASSOCIATES, INC			10	100%	10
QHG OF ENTERPRISE INC (DBA MEDICAL CTR		10			10
CVS TX7162POCT HOUSTON		10			10
MINUTECLINIC, LLC, DBA MINUTECLINIC #4		9	1	10%	10
EMERGENCY MEDICAL CENTER		4	6	60%	10
BEAUMONT LABORATORY			10	100%	10
ELEMENT PRIMARY CARE LLC		9	1	10%	10
WALGREENS #10972	1	9			10
FLEMING ISLAND CENTER FOR CLINICAL RESEARCH		10			10
NOT INDICATED		1	9	90%	10
URGENT CARE CENTER AT PINNACLE		4	6	60%	10
ALABAMA DEPARTMENT OF PUBLIC HEALTH		1	9	90%	10
BELLE GLADES HEALTH CLINIC			10	100%	10
CVS TX8351POCT BEAUMONT		9	1	10%	10
SHIELDT3 LLC		10			10
CARENOW URGENT CARE - EAST NASHVILLE		8	2	20%	10
MINUTECLINIC, LLC #4682		5	5	50%	10
THE MARY IMOGENE BASSETT HOSPITAL		10			10
MEDEX REGIONAL LABORATORIES LLC		1	9	90%	10
STPET		8	2	20%	10
WILLIAMSBURGH CHAI CARE		9	1	10%	10
Avalon Healthcare and Rehabilitation Center			10	100%	10
ILLINOIS DEPARTMENT OF PUBLIC HEALTH		2	8	80%	10
ARBORS OF GULF BREEZE, THE		8	2	20%	10
DOH-TAMPA BRANCH LABORATORY (MLK BLVD)		4	5	56%	9
WINDSOR OF GAINESVILLE		9			9
MEDEXPRESS URGENT CARE, JOHNSTOWN		8	1	11%	9
MOBILE RESPONSE DIAGNOSTICS LLC		8	1	11%	9



# COVID-19: testing by laboratory

Data through Apr 24, 2021 verified as of Apr 25, 2021 at 09:25 AM

Data in this report are provisional and subject to change.

The numbers in the table below represent the number of Florida and non-Florida residents for whom test results were received by the Department of Health. A person can be tested by more than one laboratory and can have both positive and negative results. **Therefore, the sum of the numbers in each column will be larger than the total number of people tested.**

Reporting lab	Inconclusive	Negative	Positive	Percent positive	Total
CVS TX10016POCT PRINCETON		9			9
Consulate Health Care of Brandon		7	2	22%	9
VILLAGE PLACE HEALTH AND REHAB		9			9
PRECISION GENETICS			9	100%	9
CVS MA594POCT FALMOUTH		8	1	11%	9
PUTNAM FAMILY CARE INC		3	6	67%	9
CITYMD		1	8	89%	9
MINUTE CLINIC INCORPORTE		9			9
LONG ISLAND JEWISH FOREST HILLS HOSPITAL		9			9
COMPASS PROVIDENCE URGENT CARE LLLP			9	100%	9
ENCOMPASS HOME HEALTH OF THE SOUTHEAST LLC		9			9
FLORIDA MENTOR		7	2	22%	9
CORE OCCUPATIONAL RESOURCES, LLC		5	4	44%	9
ST. CLOUD PHARMACY AND WELLNESS CENTER		5	4	44%	9
MIDMICHIGAN MEDICAL CENTER			9	100%	9
PEDIATRIC HEALTH CARE ALLIANCE			9	100%	9
VETERANS AFFAIRS MEDICAL CENTER - OUTPATIENT			9	100%	9
CVS MD2956POCT NEW MARKET		8	1	11%	9
NITIN BAWA PROFESSIONAL ASSOCIATES			9	100%	9
MARINA ISLE ASSISTED LIVING		9			9
ROSECASTLE			9	100%	9
SUNCREST OMNI		9			9
CIMA MEDICAL CENTER		8	1	11%	9
OUR HOME AT BEACON HILL			9	100%	9
MEDEXPRESS URGENT CARE - RICHMOND, NINE MILE RD		8	1	11%	9
HEALTH AND WELLNESS CENTER		1	8	89%	9
COMMUNITY MEDICAL AND DENTAL CARE INC		9			9
MINUTECLINIC DIAGNOSTIC OF SC, LLC #7		7	2	22%	9
MEDEXPRESS ELKINS		9			9
JOHN T MATHER MEMORIAL HOSPITAL LABORATORY		8	1	11%	9
IU HEALTH PATHOLOGY		1	8	89%	9
MINUTE CLINIC LLC #1448		8	1	11%	9
CHILDREN'S HEALTH CENTER INC.		7	2	22%	9
MAGNOLIA MANOR			9	100%	9
NORTHSHORE UNIVERSITY HEALTHSYSTEM EVANSTON HOSPITAL LAB			9	100%	9
Sunset Lake Health and Rehabilitation Center		8	1	11%	9
SOMA MEDICAL CENTER MD PA #7 PEDIATRICS			9	100%	9
WATERFORD AT CREEKSIDE, THE			9	100%	9
NORTHWEST FLORIDA COMMUNITY HOSPITAL LABORATORY		8	1	11%	9
ALBANY MEDICAL CENTER		8	1	11%	9
ETHOS LABORATORIES		7	2	22%	9
WADSWORTH CENTER - DAVID AXELROD INSTITUTE		8	1	11%	9
GO PATH LABORATORIES			9	100%	9
FLORIDA HOSPITAL WINTER PARK		7	2	22%	9
MINUTECLINIC #788		7	2	22%	9
NORTHSIDE HOSPITAL		2	7	78%	9
CVS PA233POCT NEWTOWN SQUARE		9			9

# COVID-19: testing by laboratory

Data through Apr 24, 2021 verified as of Apr 25, 2021 at 09:25 AM

Data in this report are provisional and subject to change.

The numbers in the table below represent the number of Florida and non-Florida residents for whom test results were received by the Department of Health. A person can be tested by more than one laboratory and can have both positive and negative results. **Therefore, the sum of the numbers in each column will be larger than the total number of people tested.**

Reporting lab	Inconclusive	Negative	Positive	Percent positive	Total
KINDRED_AIMS		9			9
BRENNITY AT VERO BEACH, THE			9	100%	9
PATEL MEDICAL VENTURES		8	1	11%	9
RIVERVIEW REGIONAL MEDICAL CENTER		7	2	22%	9
MINUTE CLINIC LLC #10203		7	2	22%	9
MINUTECLINIC LLC # 3401		9			9
MIAMI COMPREHENSIVE MEDICINE GROUP PA		4	5	56%	9
CVS CT1109POCT BETHEL		9			9
ELLIS HOSPITAL LABORATORY		8	1	11%	9
REMISE OCCUPATIONAL HEALTH SOLUTIONS INC			9	100%	9
ORLANDO HEALTH PHYSICIAN GROUP INC		6	3	33%	9
PENSACOLA CLUSTER			9	100%	9
TRANSPLANT GENOMICS INC (EUROFINS)		9			9
DIXITKUMAR N MODI MD PA			9	100%	9
ST VINCENT'S CHILTON		7	2	22%	9
CVS RI1717POCT 1 CVS DR			9	100%	9
CAYUGA COUNTY HEALTH DEPARTMENT		8	1	11%	9
MINUTECLINIC DIAGNOSTIC MED GRP OF CA		8	1	11%	9
MEDEXPRESS URGENT CARE - SWANSEA, N ILLINOIS ST		8	1	11%	9
COLLIER BLVD HMA PHYSICIAN MANAGEMENT,, LLC			9	100%	9
ADVENTHEALTH MEDICAL GROUP INTERNAL MEDICINE		7	2	22%	9
ROSEMONT GARDENS INC		9			9
CVS DC1340POCT WASHINGTON		9			9
BUENA VIDA ESTATES			9	100%	9
EXPRESS TEST			9	100%	9
MEDERI CARETENDERS VS OF SE FL LLC DBA		8	1	11%	9
MINUTECLINIC DIAGNOSTIC OF VIRGINIA, LLC #1656		9			9
CVS MINUTE CLINIC DIAGNOSTIC OF KANSAS, PA		9			9
OMNI			9	100%	9
UHEALTH UNIVERSITY OF MIAMI			9	100%	9
LOREY ALF		9			9
MINUTE CLINIC DIAGNOSTIC OF VIRGINIA, LLC #7543		7	2	22%	9
CVS NY549POCT RIDGEWOOD		6	3	33%	9
NEMOURS CHILDREN'S PRIMARY CARE VERO BEACH			9	100%	9
GCPM MANUAL MICROBIOLOGY		1	8	89%	9
MINUTECLINIC DIAGNOSTIC OF TN PC #242		6	3	33%	9
CHAPTERS HEALTH HOSPICE		9			9
CVS GA2147POCT KENNESAW		7	2	22%	9
DIAMOND SPEEDWAY DIALYSIS		1	8	89%	9
WESTCHESTER GENERAL HOSPITAL BLOOD GAS LAB			9	100%	9
PALM BAY URGENT CARE PL		1	8	89%	9
BEAUMONT EMERGENCY CENTER			9	100%	9
INSPIRED LIVING AT PALM BAY		7	2	22%	9
ACCESS CARE MEDICAL GROUP LLC		2	7	78%	9
CVS GA2841POCT LAWRENCEVILLE		9			9
MINUTECLINIC #2860		6	3	33%	9
CVS PHARMACY NO 274		9			9

# COVID-19: testing by laboratory

Data through Apr 24, 2021 verified as of Apr 25, 2021 at 09:25 AM

Data in this report are provisional and subject to change.

The numbers in the table below represent the number of Florida and non-Florida residents for whom test results were received by the Department of Health. A person can be tested by more than one laboratory and can have both positive and negative results. **Therefore, the sum of the numbers in each column will be larger than the total number of people tested.**

Reporting lab	Inconclusive	Negative	Positive	Percent positive	Total
CVS GA3766POCT DACULA		7	2	22%	9
MINUTE CLINIC LLC #0169		7	2	22%	9
CIAN DIAGNOSTICS			9	100%	9
URGENT CARE OF LONGWOOD		1	8	89%	9
WINTER PARK INTERNAL MEDICINE MD PA		7	2	22%	9
MANATEE COUNTY CENTRAL JAIL		9			9
MEDICANA NURSING AND REHAB CENTER			9	100%	9
MINUTECLINIC, LLC #09202		7	2	22%	9
FLORIDA CENTER FOR DERMATOLOGY LABORATORY			9	100%	9
Highland Pines Health and Rehab		8	1	11%	9
MEDEXPRESS URGENT CARE - BATTLE CREEK		6	3	33%	9
BAYFRONT HEALTH ST PETERSBURG		8	1	11%	9
ALLIANCE HEALTH AND REHABILITATION CENTER		9			9
SYNEXUS CLINICAL RESEARCH US INC		2	7	78%	9
HARMONIOUS HOME HEALTH, LLC		9			9
UCARE			9	100%	9
CVS NJ617POCT CEDAR GROVE		8	1	11%	9
WINDSOR OF SAN PABLO, THE		6	3	33%	9
RANDOLPH DIABETES AND WELLNESS		8	1	11%	9
CVS PA1074POCT KENNETT SQUARE		7	1	13%	8
CVS NC5591POCT STATESVILLE		7	1	13%	8
BAYSIDE URGENT CARE CENTER INC			8	100%	8
MEDEXPRESS URGENT CARE - WILLIAMSPORT		7	1	13%	8
LAB UNKNOW		6	2	25%	8
MONTEFIORE MEDICAL CENTER LABORATORIES - NORTH		8			8
DR. PHILLIPS MEDICAL WELLNESS CENTER		4	4	50%	8
LAKE PEDIATRICS			8	100%	8
NORTHDALE REHABILITATION CENTER			8	100%	8
MINUTE CLINIC, LLC #1434		7	1	13%	8
NORTHEAST ALABAMA REGIONAL MEDICAL CENTER		5	3	38%	8
SUPREME LABORATORY			8	100%	8
Florida Clinical Laboratory		1	7	88%	8
CVS HEALTH, #1994		6	2	25%	8
LAKE CONWAY URGENT CARE LLC		2	6	75%	8
BEECHTREE MOLECULAR LAB LLC			8	100%	8
ORMOND BEACH CENTRA CARE			8	100%	8
MEDEXPRESS URGENT CARE-PASADENA		8			8
GOLISANO CHILDREN'S HOSPITAL OF SOUTHWEST FLORIDA		6	2	25%	8
CORONA NYC LAB		8			8
MID-HUDSON VALLEY DIVISION OF WESTCHESTER MEDICAL		8			8
PUTNAM COUNTY EMERGENCY RESCUE SERVICE		5	3	38%	8
X-GENE MOLECULAR LABS		1	7	88%	8
FLORIDA HEART AND VASCULAR MULTISPECIALTY GROUP		8			8
CVS IN3975POCT JEFFERSONVILLE		5	3	38%	8
PARTNERS PHARMACY OF FLORIDA LLC		8			8
DOTHAN PEDIATRIC CLINIC			8	100%	8
TERRACINA LLC		2	6	75%	8

# COVID-19: testing by laboratory

Data through Apr 24, 2021 verified as of Apr 25, 2021 at 09:25 AM

Data in this report are provisional and subject to change.

The numbers in the table below represent the number of Florida and non-Florida residents for whom test results were received by the Department of Health. A person can be tested by more than one laboratory and can have both positive and negative results. **Therefore, the sum of the numbers in each column will be larger than the total number of people tested.**

Reporting lab	Inconclusive	Negative	Positive	Percent positive	Total
ATLANTIC CONSOLIDATED LABORATORY		8			8
PALM BEACH COUNTY HEALTH DEPARTMENT LABORATORY			8	100%	8
CVS MD4371POCT OCEAN CITY		8			8
LOVELACE MEDICAL CENTER		8			8
EP LTC PHARMACY		6	2	25%	8
INTERNAL MEDICINE ASSOCIATES OF JACKSON HOSPITAL			8	100%	8
ORLANDO FAMILY PHYSICIANS			8	100%	8
GENEUS DIAGNOSTICS			8	100%	8
JUPITER CLINIC			8	100%	8
PRIMARY CARE SPECIALISTS OF ORLANDO		8			8
PBC FOUND CARE INC			8	100%	8
HERNANDO PASCO HOSPICE INC		7	1	13%	8
CVS OH3476POCT TIPP CITY		7	1	13%	8
DOH JACKSONVILLE CENTRAL LABORATORY		3	5	63%	8
AFC/DOCTORS EXPRESS NORTH BERGEN		6	2	25%	8
BIRMINGHAM VAMC		4	4	50%	8
PHYSICIANS FOR CHILDREN			8	100%	8
MINUTECLINIC, LLC #03268		7	1	13%	8
BARTON PARKER OD PC		8			8
GENE STREET LABORATORIES, LLC		6	2	25%	8
MINUTECLINIC, LLC #05038		8			8
APEX HOME HEALTH CARE		7	1	13%	8
MEDEXPRESS - WILMINGTON CONCORD PIKE		7	1	13%	8
WHITE SANDS OUTPATIENT SERVICES (WSOP SERVICES LLC		8			8
CVS NC3319POCT CHARLOTTE		6	2	25%	8
CIGNA ONSITE HEALTH LLC		2	6	75%	8
MINUTE CLINIC DIAGNOSTIC OF VIRGINIA, LLC #1905		8			8
CVS MINUTE CLINIC DIAGNOSTIC OF NEW JERSEY		8			8
COLISEUM MED CTR LLC/COLISEUM MED CTRS		5	3	38%	8
ST CLOUD PHYSICIAN MANAGMENT LLC		7	1	13%	8
MEDEXPRESS URGENT CARE - TARENTUM		6	2	25%	8
HEWLETT URGENT CARE, PLLC		8			8
NOVADX		2	6	75%	8
SEACOAST PATHOLOGY PROFESSIONAL ASSOC		8			8
MEDEXPRESS URGENT CARE - CLARKSBURG		7	1	13%	8
HEALTHY MINORS PEDIATRIC URGENT CARE		7	1	13%	8
BENEVA LAKES HEALTHCARE & REHAB CENTER			8	100%	8
CVS PA2582POCT SPRINGFIELD		6	2	25%	8
INTERNAL MEDICINE AND AESTHETICS OF NAPLES LLC		8			8
SLOPESIDE LABS AND TESTING, LLC - THE HIDEOUT AT BUTTERMILK MOUNTAIN		8			8
ALL CHILDREN'S HOSPITAL		1	7	88%	8
MINUTECLINIC DIAGNOSTIC OF OHIO #4401		8			8
CHIEFLAND MEDICAL CENTER LLC			8	100%	8
FHCP-ORANGE CITY			8	100%	8
SYLVESTER AT PLANTATION LABORATORY		7	1	13%	8
MEDEXPRESS URGENT CARE MORGANTOWN		8			8
ALLINA HEALTH - ABBOTT NORTHWESTERN HOSPITAL		5	3	38%	8

# COVID-19: testing by laboratory

Data through Apr 24, 2021 verified as of Apr 25, 2021 at 09:25 AM

Data in this report are provisional and subject to change.

The numbers in the table below represent the number of Florida and non-Florida residents for whom test results were received by the Department of Health. A person can be tested by more than one laboratory and can have both positive and negative results. **Therefore, the sum of the numbers in each column will be larger than the total number of people tested.**

Reporting lab	Inconclusive	Negative	Positive	Percent positive	Total
CVS TX7288POCT DALLAS		7	1	13%	8
CVS NJ836POCT RUNNEMEDE		8			8
MONROE URGENT CARE		7	1	13%	8
ALL CHILDREN'S HOSPITAL DEPT OF GENERAL PEDIATRICS			8	100%	8
COMPASSION PEDIATRIC URGENT CARE LLC		2	6	75%	8
ROBERT WOOD JOHNSON HOSPITAL		7	1	13%	8
MAGNOLIA PEDIATRICS GROUP LLC			8	100%	8
MINUTE CLINIC #8979		7	1	13%	8
CONSULATE HEALTH CARE		7	1	13%	8
DIAGNOSTIC CLINIC		7	1	13%	8
DOCTOR'S IN-HOUSE LAB/COMMUNITY HEALTH CENTERS OF PINELLAS - CLEARWATE			8	100%	8
CHIEFLAND MEDICAL CENTER		1	7	88%	8
THE WOLFF CENTER FOR CHILD & ADOLESCENT HEALTH			8	100%	8
DEPARTMENT OF HEALTH- CITRUS COUNTY		1	7	88%	8
ST. JOSEPH HOSPITAL AND HEALTH CARE INC.			8	100%	8
DOCTOR'S IN HOUSE LAB			8	100%	8
DORAL URGENT CARE			8	100%	8
SURGOINSVILLE PHARMACY		8			8
BIOTECH PHARMACEUTICAL GROUP LLC			8	100%	8
LEWIS COUNTY MANOR		8			8
CLEARWATER PEDIATRIC CARE		1	7	88%	8
HOLY NAME MEDICAL CENTER	1	6	1	13%	8
CVS OH2543POCT CANFIELD		5	3	38%	8
WELLSTAR WEST GEORGIA MEDICAL CENTER		7	1	13%	8
SOUTHEASTERN PEDIATRIC ASSOCIATES			8	100%	8
MODMD LABORATORY		8			8
ALLEGRO - TAMPA	1	4	3	38%	8
UNIVERSITY OF WASHINGTON MEDICAL CENTER			8	100%	8
CLAY PRIMARY & FAMILY CARE LLC			8	100%	8
NORTHSIDE GWINNETT HOSPITAL		7	1	13%	8
MINUTECLINIC MINUTECLINIC #4977		4	4	50%	8
WEST DADE PEDIATRICS			8	100%	8
BREVARD FAMILY WALK IN CLINIC			8	100%	8
VERMONT DEPARTMENT OF HEALTH		1	7	88%	8
JACKSON CLINIC PA,THE		4	4	50%	8
The Grand at Rome Nursing and Rehabilitation		8			8
MEDEXPRESS URGENT CARE - YORK		5	3	38%	8
MOULTRIE CREEK NURSING AND REHAB			8	100%	8
CVS MO8556POCT KANSAS CITY		7	1	13%	8
MEDEXPRESS URGENT CARE-PETERS TWP		7	1	13%	8
BLOOMING GARDENS OF CARE INC		8			8
PAUL GRECO MD CONCIERGE MEDICAL SERVICES PL		8			8
OSWEGO HOSPITAL LABORATORY		7	1	13%	8
JX REF LAB			8	100%	8
MED & CO INVESTMENT LLC		7	1	13%	8
SV DIAGNOSTIC LAB			8	100%	8
URGENT TEAM - HUNTSVILLE		6	2	25%	8



# COVID-19: testing by laboratory

Data through Apr 24, 2021 verified as of Apr 25, 2021 at 09:25 AM

Data in this report are provisional and subject to change.

The numbers in the table below represent the number of Florida and non-Florida residents for whom test results were received by the Department of Health. A person can be tested by more than one laboratory and can have both positive and negative results. **Therefore, the sum of the numbers in each column will be larger than the total number of people tested.**

Reporting lab	Inconclusive	Negative	Positive	Percent positive	Total
HARBORCHASE OF DR PHILLIPS		7	1	13%	8
CVS SC2736POCT MURRELLS INLET		6	2	25%	8
SCOTTS PHARMACY		7	1	13%	8
OHIO DEPARTMENT OF HEALTH			8	100%	8
LIFE CARE CITRUS COUNTY			8	100%	8
WELLIGENT		1	7	88%	8
LEMOYNE COLLEGE WELLNESS CENTER FOR		8			8
HEALTHMARK REGIONAL HOSPITAL LAB		4	4	50%	8
FHMG_FM AND IM AVALON PARK		2	6	75%	8
NASSAU UNIVERSITY MEDICAL CENTER DEPT		7	1	13%	8
SARAH LAWRENCE COLLEGE HEALTH SERVICES		8			8
MEDEXPRESS URGENT CARE - CULPEPER		8			8
Baptist Village Retirement Communities		8			8
ALACHUA COUNTY HEALTH DEPARTMENT		1	7	88%	8
FHPG_EXP CARE PALM HARBOR			8	100%	8
CVS NC7057POCT SHELBY		6	2	25%	8
MINUTE CLINIC DIAGNOSTIC OF MICHIGAN PC		8			8
Nashville Central Laboratory		8			8
CVS TN7289POCT SIGNAL MOUNTAIN		8			8
VALHALLA MEDICS		8			8
DEPT OF VA MEDICAL CENTER - RICHMOND		7	1	13%	8
CVS MD1881POCT DUNKIRK		8			8
MINUTECLINIC DIAGNOSTIC OF OHIO #7790		6	2	25%	8
CVS NC7213POCT MATTHEWS		6	2	25%	8
HUNTINGTON VILLAGE URGENT CARE		8			8
VAIL VALLEY MEDICAL CENTER			8	100%	8
CVS PA4077POCT BELLE VERNON		8			8
ST CHARLES HOSPITAL LABORATORY		8			8
CVS NC3803POCT MOORESVILLE		7	1	13%	8
MEDEXPRESS URGENT CARE, BUTLER		5	3	38%	8
NORTH PINELLAS CHILDRENS MEDICAL CENTER INC			8	100%	8
VENICE REGIONAL MEDICAL CENTER			8	100%	8
BAPTIST OUTPATIENT			8	100%	8
CAPRONA GROUP HOME		2	6	75%	8
MEDEXPRESS URGENT CARE - MT LEBANON		5	3	38%	8
TRUE HEALTH		5	3	38%	8
NEOGENOMICS LABORATORIES, INC		8			8
GLEN FALLS HOSPITAL DEPARTMENT OF PATHOLOGY		7	1	13%	8
CAREPOINT CLINIC		5	3	38%	8
MINUTE-CLINIC DIAGNOSTIC OF VIRGINIA, LLC #794		7	1	13%	8
FHPG_EXP CARE W HILLSBOROUGH			8	100%	8
CVS SC2250POCT COLUMBIA		8			8
MEDEXPRESS URGENT CARE - MIDLOTHIAN		7	1	13%	8
SEA LEVEL LABS			8	100%	8
ADVANCED RESEARCH FOR HEALTH IMPROVEMENT		6	2	25%	8
OWL NOW URGENT CARE			8	100%	8
EXECUTIVE MEDICAL SERVICES		8			8

# COVID-19: testing by laboratory

Data through Apr 24, 2021 verified as of Apr 25, 2021 at 09:25 AM

Data in this report are provisional and subject to change.

The numbers in the table below represent the number of Florida and non-Florida residents for whom test results were received by the Department of Health. A person can be tested by more than one laboratory and can have both positive and negative results. **Therefore, the sum of the numbers in each column will be larger than the total number of people tested.**

Reporting lab	Inconclusive	Negative	Positive	Percent positive	Total
CARE ATC - CITY OF BOYNTON BEACH	1	2	5	63%	8
MINUTECLINIC DIAGNOSTIC OF NORTH CAROLINA PC #7054		5	3	38%	8
INTERVENTIONAL REHABILITATION OF SOUTH FLORIDA			8	100%	8
FOUNTAINVIEW BY FIVE STAR QUALITY CARE		7	1	13%	8
MINUTECLINIC DIAGNOSTIC OF NEVADA #87		4	4	50%	8
COMPREHENSIVE CLINICAL RESEARCH, LLC			8	100%	8
EMBRY-RIDDLE AERONAUTICAL UNIVERSITY HEALTH			7	100%	7
FLORIDA HOSPITAL APOPKA		6	1	14%	7
Lenox on the Lake			7	100%	7
GRACE REHABILITATION CENTER OF VERO BEACH		4	3	43%	7
NORTH FLORIDA MEDICAL CENTERS INC		1	6	86%	7
NORTHERN DUTCHESS HOSPITAL LABORATORY		5	2	29%	7
DOCTOR'S IN-HOUSE LAB/COMMUNITY HEALTH CENTERS OF PINELLAS –PINELLAS P			7	100%	7
CVS PA813POCT RICHBORO		7			7
CVS TX4397POCT CYPRESS		7			7
EASTERN FLORIDA STATE COLLEGE – PALM BAY CAMPUS□			7	100%	7
EAST GEORGIA REGIONAL MEDICAL CENTER		6	1	14%	7
CVS CA9721POCT ARCADIA		7			7
ABBNEY MANOR RETIREMENT RESIDENCE INC		7			7
CVS OH3458POCT BEAVERCREEK		7			7
New York Harbor Harbor HCS - Brooklyn Campus		7			7
SCHOOL OF PHARMACY AND PHARMACEUTICAL		7			7
LAKE CITY CORRECTIONAL FACILITY			7	100%	7
CVS MA1022POCT CAMBRIDGE		7			7
NELSON BIOLOGICAL			7	100%	7
MINUTECLINIC, LLC #03965		7			7
GREENVILLE MEMORIAL HOSPITAL LAB			7	100%	7
DALLAS COUNTY HEALTH AND HUMAN SERVICES			7	100%	7
TESTD			7	100%	7
FLORIDA DIGESTIVE AND LIVER SPECIALIST		7			7
Centrastate Medical Center		6	1	14%	7
COMPASSION PEDIATRICS		3	4	57%	7
EL PARAISO HOME INC		7			7
Ocoee Health Care Center		7			7
NYU WINTHROP HOSPITAL PATHOLOGY		7			7
PALM GARDEN OF SUN CITY			7	100%	7
OCALA FAMILY MEDICAL CENTER		7			7
FLORIDA SCHOOL FOR THE DEAF AND THE BLIND			7	100%	7
NOVANT HEALTH INPATIENT CARE		2	5	71%	7
Thermopolis Rehabilitation Wellness		7			7
ST. LUCIE COUNTY HEALTH DEPARTMENT		5	2	29%	7
CVS TN4624POCT KNOXVILLE		6	1	14%	7
MAINE DEPARTMENT OF HEALTH AND HUMAN SERVICES			7	100%	7
MINUTE CLINIC DIAGNOSTIC OF PENNSYLVANIA		7			7
MINUTECLINIC DIAGNOSTIC OF KANSAS PA		7			7
CVS MA6505POCT NEWTON		7			7
CVS GA2236POCT WOODSTOCK		7			7

# COVID-19: testing by laboratory

Data through Apr 24, 2021 verified as of Apr 25, 2021 at 09:25 AM

Data in this report are provisional and subject to change.

The numbers in the table below represent the number of Florida and non-Florida residents for whom test results were received by the Department of Health. A person can be tested by more than one laboratory and can have both positive and negative results. **Therefore, the sum of the numbers in each column will be larger than the total number of people tested.**

Reporting lab	Inconclusive	Negative	Positive	Percent positive	Total
PHOEBE PUTNEY MEMORIAL HOSPITAL		7			7
DOTHAN WEST FAMILY MEDICINE		5	2	29%	7
CVS NM8918POCT ALBUQUERQUE		7			7
ECLRS		2	5	71%	7
SUPERIOR RESIDENCES AT CALA HILLS		7			7
CENTREX CLINICAL LABS INC		7			7
CARESOUTH HHA HOLDINGS OF TALLAHASSEE LLC		7			7
MEDEXPRESS URGENT CARE - IRVING		7			7
Parkside Villa		7			7
MEDEXPRESS URGENT CARE - HOT SPRINGS		7			7
LISTENING DOCTOR PLLC, THE		1	6	86%	7
YAZJI PEDIATRIC CARE LLC DBA TUKA PEDIATRICS			7	100%	7
LONGWOOD FAMILY MEDICINE		1	6	86%	7
WYOMING COUNTY COMMUNITY HOSPITAL LABORATORY		7			7
NEMOURS CHILDREN'S HOSPITAL			7	100%	7
IAN C BOYKIN MD		4	3	43%	7
GALLUP INDIAN MEDICAL CENTER		7			7
BROOKDALE LAKE ORIENTA			7	100%	7
CARENOW URGENT CARE-MADISON		7			7
HOLY GARDEN ALF, INC.		7			7
LEPE'S HOUSE			7	100%	7
RIVER OAKS TREATMENT CENTER			7	100%	7
KEYSTONE PLACE AT NAPLES PRESERVE		4	3	43%	7
FRESENIUS KIDNEY CARE FORT WALTON BEACH			7	100%	7
MEDEXPRESS URGENT CARE-MUNCIE		7			7
PENINSULA CARE AND REHABILITATION CENTER			7	100%	7
CVS NC2313POCT RALEIGH		6	1	14%	7
PEDIATRICS URGENT CARE, LLC			7	100%	7
EAST SIDE CLINICAL LABORATORY		5	2	29%	7
GEISINGER MEDICAL CENTER		2	5	71%	7
MINUTECLINIC, LLC #1452		7			7
PROVIDENCE LABORATORY SERVICES		7			7
LEE COUNTY HEALTH DEPARTMENT		4	3	43%	7
TREASURE COAST INFECTIOUS DISEASE CONSULTANTS		4	3	43%	7
CVS OH6123POCT CINCINNATI		5	2	29%	7
DANIEL M LIBBY MD PLLC		7			7
PURECARE PHARMACY		6	1	14%	7
CVS CT718POCT ANSONIA		7			7
FIRST PHYSICIANS GROUP - LORRAINE CORNERS		7			7
PANCARE HEALTH - HOSFORD SCHOOL			7	100%	7
WOMENS CARE FLORIDA LLC		5	2	29%	7
TERENCE B MITCHELL MD, INC		3	4	57%	7
MALABAR FAMILY PRACTICE		4	3	43%	7
Robert Wood Johnson University Hospital		5	2	29%	7
HEARTLAND PEDIATRICS OF LAKE PLACID			7	100%	7
MEDEXPRESS URGENT CARE-NESHANNOCK TWP		6	1	14%	7
MEDEXPRESS URGENT CARE PORT HURON		6	1	14%	7

# COVID-19: testing by laboratory

Data through Apr 24, 2021 verified as of Apr 25, 2021 at 09:25 AM

Data in this report are provisional and subject to change.

The numbers in the table below represent the number of Florida and non-Florida residents for whom test results were received by the Department of Health. A person can be tested by more than one laboratory and can have both positive and negative results. **Therefore, the sum of the numbers in each column will be larger than the total number of people tested.**

Reporting lab	Inconclusive	Negative	Positive	Percent positive	Total
TRUE HEALTH DIAGNOSTICS		1	6	86%	7
PERSONAL PHYSICIAN CARE PA			7	100%	7
MIAMI BEACH COMMUNITY HEALTH CENTER INC			7	100%	7
MAXHEALTH		5	2	29%	7
BALTIMORE CITY HEALTH DEPT COMMUNICABLE DISEASES AND EPIDEMIOLOGY			7	100%	7
MEDEXPRESS URGENT CARE - GLENDALE		7			7
FLORIDA PREMIER MEDICAL CARE PA			7	100%	7
SUNSHINE STATE DIALYSIS			7	100%	7
MINUTECLINIC DIAG OF IND LLC #6998		6	1	14%	7
MEDEXPRESS URGENT CARE-SCOTT TOWNSHIP		6	1	14%	7
Rutgers Health Rwj University Hospital - Laboratory		4	3	43%	7
PEDIATRICS OF CENTRAL FLORIDA		5	2	29%	7
VICTORIAN MANOR		2	5	71%	7
MINUTECLINIC DIAGNOSTIC OF SC, LLC #4		7			7
JUPITER ISLAND PUBLIC SAFETY		5	2	29%	7
DIAGNOSTIC & MEDICAL SPECIALISTS OF GREENWICH		5	2	29%	7
LEVY COUNTY SHERIFF'S DEPT			7	100%	7
MARCO ISLAND MEDICAL CENTER			7	100%	7
SOUTHEAST GEORGIA HEALTH SYSTEM, INC D		7			7
MINUTECLINIC DIAGNOSTIC OF RHODE ISLAN		7			7
MINUTECLINIC DIAG OF IND, LLC #6648		5	2	29%	7
KENDALL REGIONAL MEDICAL CNTR			7	100%	7
LOUISIANA DEPT OF HEALTH			7	100%	7
STATEN ISLAND CHAI CARE		6	1	14%	7
ADVENT HEALTH APOPKA		3	4	57%	7
MC DIAGNOSTIC OF CONNECTICUT, PC #114		7			7
ENTRUST IMMEDIATE CARE			7	100%	7
CVS MINUTE CLINIC DIAG OF IND LLC #5206		6	1	14%	7
EXCEL URGENT CARE OF PARAMUS LLC		7			7
MANATEE PEDIATRICS			7	100%	7
BROWNE MEDICAL LLC		5	2	29%	7
CVS OH3080POCT HUBER HEIGHTS		6	1	14%	7
ADVENTHEALTH MEDICAL GROUP INTERNAL MEDICINE AT		2	5	71%	7
URGENT TEAM - NASHVILLE		6	1	14%	7
OCALA REGIONAL KIDNEY CENTER EAST		2	5	71%	7
SOUTH COM HEALTH CLINIC, DEPT. OF THE ARMY		7			7
OPTUM PRIMARY CARE - FOUNTAIN OAKS		3	4	57%	7
PANCARE HEALTH - KATE SMITH ELEMENTARY		1	6	86%	7
MEDEXPRESS URGENT CARE - HOLLINS		7			7
KANSAS DEPARTMENT OF HEALTH		2	5	71%	7
CVS NV9841POCT RENO		4	3	43%	7
DASCENA LABORATORY			7	100%	7
MINUTECLINIC DIAG OF IND LLC #1138		6	1	14%	7
LIZS ADULT CARE		7			7
ROBINSON FAMILY CLINIC PA			7	100%	7
AHMG LAKE NONA PRIMARY CARE		7			7
NON-US			7	100%	7

# COVID-19: testing by laboratory

Data through Apr 24, 2021 verified as of Apr 25, 2021 at 09:25 AM

Data in this report are provisional and subject to change.

The numbers in the table below represent the number of Florida and non-Florida residents for whom test results were received by the Department of Health. A person can be tested by more than one laboratory and can have both positive and negative results. **Therefore, the sum of the numbers in each column will be larger than the total number of people tested.**

Reporting lab	Inconclusive	Negative	Positive	Percent positive	Total
LPG PRIMARY CARE AT LABELLE		6	1	14%	7
ST CHARLES BEND LABORATORY		6	1	14%	7
CVS IN6713POCT BLOOMINGTON		7			7
CVS PHARMACY #8800		5	2	29%	7
GRACE WELLNESS CENTER LLC		6	1	14%	7
PENN MEDICINE PRINCETON MEDICAL CENTER		6	1	14%	7
VIERA VA OPC		6	1	14%	7
PM PEDIATRICS OF BAYSIDE PLLC		7			7
WILDLIGHT LAB			7	100%	7
MEDEXPRESS URGENT CARE - STAUNTON		3	4	57%	7
MINUTECLINIC DIAG OF IND, LLC #10190		6	1	14%	7
LAWTON CHILES HEALTH CENTER		1	6	86%	7
MINUTE CLINIC LLC #1909		7			7
GULF COAST PEDIATRICS OF SARASOTA PA		1	6	86%	7
EMORY JOHNS CREEK HOSPITAL		7			7
QUE		4	3	43%	7
BRADENTON PHYSICIANS MEDICAL CENTER			7	100%	7
FLORIDA HOSPITAL KISSIMMEE		4	3	43%	7
IRL MARKET LAB			7	100%	7
EXPICARE NURSING AGENCY, INC		5	2	29%	7
SKR MEDICAL ADVISORS		7			7
HELIX MEDICAL CENTERS		1	6	86%	7
CRESTWOOD MEDICAL CENTER		5	2	29%	7
MINUTECLINIC, LLC #1796		6	1	14%	7
AVON PARK PEDIATRICS			7	100%	7
FLORIDA CANCER SPECIALISTS & RESEARCH INSTITUTE		6	1	14%	7
MEDEXPRESS URGENT CARE - BLUEFIELD		6	1	14%	7
MEDEXPRESS URGENT CARE-DUBOIS		7			7
CVS GA7064POCT STOCKBRIDGE		7			7
MY WELLNESS EXPRESS			7	100%	7
FAMILY MEDICINE MEDICAL DRIVE		7			7
LYNMOORE,THE		7			7
WATAUGA MEDICAL CENTER		4	3	43%	7
WEXFORD HEALTH SOURCES INC		7			7
HENDRY/GLADES COUNTY HEALTH DEPARTMENT		6	1	14%	7
GAINESVILLE PEDIATRIC ASSOCIATES		1	6	86%	7
COMPLETE FAMILY CARE, LLC/UNIVERSITY OF SAINT MARY		7			7
SARASOTA PERSONAL MEDICINE		5	2	29%	7
CARENOW URGENT CARE-SOUTHLAKE			7	100%	7
IXI WELLNESS DALLAS, LLC		7			7
DELAWARE DEPARTMENT OF HEATH		6	1	14%	7
TRINITY PEDIATRICS			7	100%	7
DOCTORS CLINICAL LABORATORY, INC		5	2	29%	7
HEALTH CARE LABORATORY SERVICES		1	6	86%	7
GENTRY PARK ORLANDO ASSISTED LIVING		6	1	14%	7
MINUTECLINIC DIAGNOSTIC OF OHIO #6147		6	1	14%	7
MINUTECLINIC DIAG OF IND LLC #8651		6	1	14%	7



# COVID-19: testing by laboratory

Data through Apr 24, 2021 verified as of Apr 25, 2021 at 09:25 AM

Data in this report are provisional and subject to change.

The numbers in the table below represent the number of Florida and non-Florida residents for whom test results were received by the Department of Health. A person can be tested by more than one laboratory and can have both positive and negative results. **Therefore, the sum of the numbers in each column will be larger than the total number of people tested.**

Reporting lab	Inconclusive	Negative	Positive	Percent positive	Total
MEDEXPRESS URGENT CARE - STATE COLLEGE		5	2	29%	7
CVS IL8747POCT CHICAGO		7			7
MINUTECLINIC DIAGNOSTIC OF OHIO #2964		7			7
BOONE DRUG & HEALTHCARE AT DEERFIELD			7	100%	7
NU WAVE MEDICAL CENTER			7	100%	7
UT MEMPHIS UNIVERSITY HEALTH SERVICES			6	100%	6
CVS NJ2815POCT E BRUNSWICK		4	2	33%	6
MARTHA A PRICE MD PA		3	3	50%	6
LEHIGH REGIONAL MEDICAL CENTER LABORATORY		3	3	50%	6
MINUTECLINIC DIAGNOSTIC OF KENTUCKY		6			6
Bon Secours Place		5	1	17%	6
UT SOUTHWESTERN MEDICAL CENTER			6	100%	6
BAYCARE ALLIANT HOSPITAL			6	100%	6
HENDRY REGIONAL CONVENIENT CARE CENTER			6	100%	6
Advanced Care Center			6	100%	6
FLORIDA DEPARTMENT OF HEALTH IN SARASOTA COUNTY		5	1	17%	6
NEUROSCIENCE AND SPINE ASSOCIATES, PL		5	1	17%	6
JERSEY SHORE MEDICAL CENTER		6			6
MEDEXPRESS URGENT CARE - WAXAHACHIE, N HIGHWAY 77		4	2	33%	6
CVS MI8049POCT WATERFORD		5	1	17%	6
PELICAN LANDING		1	5	83%	6
Northwell Lab		2	4	67%	6
THE CLINIC PREMISE HEALTH			6	100%	6
PIEDMONT HENRY HOSPITAL, INC		6			6
PARADIGM LABORATORIES			6	100%	6
MINUTECLINIC #2797		6			6
CVS TX2263POCT SAN ANTONIO		6			6
CAREWELL 301 - WARWICK			6	100%	6
ADVENTHEALTH MEDICALGROUP PEDIATRICS AT ORLANDO		6			6
ADVANCED URGENT CARE OF MARATHON		1	5	83%	6
LPG COCONUT POINT - FAMILY/ INTERNAL MEDICINE		6			6
MCR HEALTH LAWTON CHILES ADMINISTRATION STE A		1	5	83%	6
CVS PA1296POCT DREXEL HILL		4	2	33%	6
SHEEPSHEAD BAY URGENT CARE		6			6
BOCA VIPEDIATRICS			6	100%	6
FIRST COAST CARDIOVASCULAR INSTITUTE PA			6	100%	6
PHYSICIANS URGENT CARE BERRY FARMS		4	2	33%	6
CVS OH2518POCT COLUMBUS		5	1	17%	6
SOUTHEASTERN DERMATOLOGY GROUP PA		5	1	17%	6
MERCY COLLEGE HEALTH OFFICE		6			6
MEDEXPRESS - NEWARK		6			6
QUATRACOR PLLC		6			6
MEDEXPRESS URGENT CARE - WEIRTON		6			6
BAYSHORE POINTE NURSING AND REHAB CENTER			6	100%	6
FAMILY TREE PRIMARY CARE		5	1	17%	6
CVS MD1515POCT LEONARDTOWN		4	2	33%	6
ENIGMA DIAGNOSTIC, INC.			6	100%	6

# COVID-19: testing by laboratory

Data through Apr 24, 2021 verified as of Apr 25, 2021 at 09:25 AM

Data in this report are provisional and subject to change.

The numbers in the table below represent the number of Florida and non-Florida residents for whom test results were received by the Department of Health. A person can be tested by more than one laboratory and can have both positive and negative results. **Therefore, the sum of the numbers in each column will be larger than the total number of people tested.**

Reporting lab	Inconclusive	Negative	Positive	Percent positive	Total
MINUTECLINIC DIAGNOSTICS OF IND LLC		3	3	50%	6
CITIZENS BAPTIST MEDICAL CENTERS LAB		5	1	17%	6
MANATEE MEMORIAL HOSPITAL CLINICAL LABORATORY			6	100%	6
INDIANA STATE DEPARTMENT OF HEALTH LABORATORIES			6	100%	6
HACKENSACK UNIV MED CTR-PATHOLOGY DEPT		6			6
MEDEXPRESS URGENT CARE SHADYSIDE		5	1	17%	6
WAKEMED		1	5	83%	6
MAXCARE CLINIC			6	100%	6
HUNTERS CREEK PEDIATRICS		6			6
MEDI PARTNERS OF S FLORIDA LLC		6			6
FLORIDA DEPARTMENT OF HEALTH IN MIAMI DADE COUNTY		5	1	17%	6
MEDEXPRESS URGENT CARE MURRYSVILLE		4	2	33%	6
CVS IN6654POCT INDIANAPOLIS		5	1	17%	6
DEPARTMENT OF HEALTH AND HUMAN SERVICES DIVISION OF BEHAVIORAL HEALTH		1	5	83%	6
TEXAS MEDCLINIC			6	100%	6
MEDEXPRESS URGENT CARE - LOGAN		6			6
CVS IN8669POCT INDIANAPOLIS		5	1	17%	6
CALIFORNIA DEPARTMENT OF PUBLIC HEALTH		1	5	83%	6
FAMILY CARE MEDICAL CENTER			6	100%	6
DIXIE COUNTY EMERGENCY SERVICES			6	100%	6
NORTH FLORIDA PEDIATRICS JASPER			6	100%	6
CVS MA1852POCT MEDWAY		6			6
IMMACULATE HOUSE AT COUNTRYSIDE		6			6
UNIVERISTY OF MIAMI			6	100%	6
MERCY URGENT CARE			6	100%	6
TULLAHOMA HMA, LLC		5	1	17%	6
URGENT TEAM - MUSCLE SHOALS		6			6
LAKEVIEW TERRACE HOME HEALTH SERVICES LLC			6	100%	6
PENN NURSING CENTER		6			6
ASCENSION ST VINCENT'S CLAY COUNTY			6	100%	6
IVY ROSEN MD PLLC		6			6
CDRX INFUSION			6	100%	6
MILLER COUNTY HOSPITAL		6			6
SANITAS LAUDERDALE LAKES			6	100%	6
WELLSTAR ATLANTA MEDICAL CENTER LABORA		5	1	17%	6
SAINT PETER'S UNIVERSITY HOSPITAL		6			6
MEDEXPRESS URGENT CARE - HUNTINGTON WE		6			6
CVS PA1379POCT LANSDALE		5	1	17%	6
REVA INC		2	4	67%	6
PROHEALTH MED		1	5	83%	6
CHILDREN'S HOSPITAL OF PHILADELPHIA		5	1	17%	6
LAKELAND VOLUNTEERS IN MEDICINE INC		4	2	33%	6
ALL4KIDZ PEDIATRICS LLC		3	3	50%	6
MCKENZIE-WILLAMETTE MEDICAL CENTER LAB		6			6
MINUTECLINIC DIAGNOSTIC OF TN PC #442		4	2	33%	6
CVS PA5241POCT CHALFONT		6			6
FLORIDA WOMAN CARE LABORATORY			6	100%	6

# COVID-19: testing by laboratory

Data through Apr 24, 2021 verified as of Apr 25, 2021 at 09:25 AM

Data in this report are provisional and subject to change.

The numbers in the table below represent the number of Florida and non-Florida residents for whom test results were received by the Department of Health. A person can be tested by more than one laboratory and can have both positive and negative results. **Therefore, the sum of the numbers in each column will be larger than the total number of people tested.**

Reporting lab	Inconclusive	Negative	Positive	Percent positive	Total
Hiawatha Care Center		6			6
CVS TX7821POCT LEAGUE CITY		6			6
TALLAHASSEE MEMORIAL HEALTHCARE			6	100%	6
CVS MINUTE CLINIC DIAGNOSTIC OF TEXAS		5	1	17%	6
DAVISON HEALTH CENTER WESLEYAN UNIVERS		6			6
OVIEDO CHILDRENS HEALTH CENTER LLC		1	5	83%	6
PR HEALTH		1	5	83%	6
Kennedy University Hospital		5	1	17%	6
MD NOW MEDICAL CENTER			6	100%	6
THE PALMS REHABILITATION AND HEALTHCARE CENTER		5	1	17%	6
CELEBRATION PEDIATRICS PA			6	100%	6
MINUTECLINIC 7196		5	1	17%	6
CVS TX8322POCT AUSTIN		6			6
CVS NH6596POCT HAMPTON		6			6
DISCOVERY VILLAGE AT DEERWOOD			6	100%	6
COVID TESTING LLC			6	100%	6
MEDICAL CENTER AT OCEAN REEF		1	5	83%	6
CVS MA2401POCT MARSHFIELD		5	1	17%	6
FYZAMEDICAL, LLC		6			6
CVS NV2928POCT LAS VEGAS		6			6
PRESBYTERIAN HOME		6			6
URGENT CARE HOUSECALLS PA		5	1	17%	6
RAPID MEDLAB (004MO)		5	1	17%	6
CENTRAL FLORIDA PRIMARY CARE			6	100%	6
CVS NC5532POCT SUMMERFIELD		6			6
CVS SC5479POCT INDIAN LAND		6			6
HEARTLAND HOME HEALTH CARE		6			6
TAMIAMI LAB MILLENIUM			6	100%	6
COVID RAPID LABS		1	5	83%	6
ELITE MEDICAL CENTER		1	5	83%	6
Englewood Health Care Center		6			6
THE WINDSOR OF OCALA		2	4	67%	6
HEART OF FLORIDA HEALTH CENTER INC		1	5	83%	6
HELIX KH UC		1	5	83%	6
BETHESDA COMMUNITY HEALTH CENTER			6	100%	6
PRINCETON BMC LABORATORY		6			6
BROOKDALE CLERMONT			6	100%	6
VIERA PEDIATRICS		1	5	83%	6
CVS KY4779POCT LOUISVILLE		4	2	33%	6
RURAL HEALTH CARE INC			6	100%	6
XPRESS URGENT CARE LLC		6			6
ADVENTHEALTH CAR CENTER APOPKA			6	100%	6
CVS NATIONAL HARBOR MD2297714CV		6			6
CVS TX10140POCT THE WOODLANDS		5	1	17%	6
CENTRAL JERSEY URGENT CARE OF BROWN MI		6			6
LRHS Southeastern University		4	2	33%	6
AMERICAN EAGLE LEESBURG AL LLC DBA VISTA LAKE			6	100%	6

# COVID-19: testing by laboratory

Data through Apr 24, 2021 verified as of Apr 25, 2021 at 09:25 AM

Data in this report are provisional and subject to change.

The numbers in the table below represent the number of Florida and non-Florida residents for whom test results were received by the Department of Health. A person can be tested by more than one laboratory and can have both positive and negative results. **Therefore, the sum of the numbers in each column will be larger than the total number of people tested.**

Reporting lab	Inconclusive	Negative	Positive	Percent positive	Total
MEDEXPRESS URGENT CARE - PRINCETON		5	1	17%	6
PROGRESS PHARMACY INC		1	5	83%	6
ARLINGTON OF NAPLES		6			6
OURMED		5	1	17%	6
MINUTECLINIC MINUTECLINIC #921		6			6
PANCARE HEALTH - ALTHA PUBLIC			6	100%	6
FLORIDA MEDICAL SPECIALISTS		2	4	67%	6
CVS NC6402POCT DAVIDSON		4	2	33%	6
PALMETTO HEALTH ALLIANCE		3	3	50%	6
BROWARD TRANSITIONAL CENTER			6	100%	6
FLEET LANDING			6	100%	6
FLORIDA DEPARTMENT OF HEALTH SEMINOLE COUNTY		1	5	83%	6
LUMADOC HEALTH		4	2	33%	6
UPMC HEALTH SYSTEM		4	2	33%	6
PATHGROUP LABS, LLC		4	2	33%	6
JOSEF SCHENKER, MD, PC		6			6
SOUTHERN OCEAN MEDICAL CENTER		6			6
MEDEXPRESS URGENT CARE, CHAMBERSBURG		5	1	17%	6
TIMBER CREEK PEDIATRICS		6			6
GENESIS FAMILY PRACTICE		3	3	50%	6
CELAL GUROL ERBAY, MD			6	100%	6
MINUTECLINIC, LLC #07852		5	1	17%	6
BETH ISRAEL DEACONESS MEDICAL CENTER			6	100%	6
UNILAB		2	4	67%	6
UW MEDICINE VIROLOGY LAB			6	100%	6
MINUTECLINIC, LLC (CLINIC 10928)		6			6
MINUTECLINIC MINUTECLINIC #3665		6			6
BROWARD COUNTY HEALTH DEPT.			6	100%	6
VALSPAR CHAMPIONSHIP		6			6
Kroger 673 - The Little Clinic Dallas		5	1	17%	6
CAMELLIA AT DEERWOOD		2	4	67%	6
MIAMI RESCUE MISSION CLINIC INC			6	100%	6
PREMIER FAMILY HEALTH PA			6	100%	6
ATLANTIC COMMUNITY HIGH SCHOOL		5	1	17%	6
CAPITAL HEALTH PLAN LABORATORIES			6	100%	6
GENTLE MEDICINE ASSOCIATES / DR. REGINE BATAILLE		6			6
BNR PHARMACY INC		6			6
Enterprise Health and Rehabilitation Center		6			6
AMERICAN HEALTH ASSOC. LABORATORY SOUTH		4	2	33%	6
REDMED OF CROSSTOWN		3	3	50%	6
WG WINDSOR WOODS SH LLC		6			6
MEDEXPRESS - COLLINSVILLE BELT LINE		4	2	33%	6
PUBLIC HEALTH LAB		6			6
ANTHONY-BROWN PHARMACY		6			6
GUTHRIE MEDICAL GROUP LABORATORIES		6			6
CVS TX1104POCT ALLEN		6			6
ORLANDO HEALTH PHYSICIAN GROUP			6	100%	6

# COVID-19: testing by laboratory

Data through Apr 24, 2021 verified as of Apr 25, 2021 at 09:25 AM

Data in this report are provisional and subject to change.

The numbers in the table below represent the number of Florida and non-Florida residents for whom test results were received by the Department of Health. A person can be tested by more than one laboratory and can have both positive and negative results. **Therefore, the sum of the numbers in each column will be larger than the total number of people tested.**

Reporting lab	Inconclusive	Negative	Positive	Percent positive	Total
DOCTORS OFFICE OF NEW JERSEY		6			6
MINUTECLINIC DIAGNOSTIC OF VIRGINIA, LLC		6			6
AARK LABORATORY		6			6
MEDEXPRESS URGENT CARE - LEDGEWOOD		5	1	17%	6
Madison Health & Rehabilitation		6			6
PLEASANTVILLE OF SEBASTIAN LLC			6	100%	6
CURATIVE CARE CENTER INC		1	5	83%	6
VILLAGES HEALTH, THE		4	2	33%	6
RIVER CITY PRIMARY AND URGENT CARE			6	100%	6
CVS SC5550POCT CLOVER		5	1	17%	6
ELITE MD GROUP INC		2	4	67%	6
ALLEGRO FLEMING ISLAND		1	5	83%	6
LOS ALAMOS NATIONAL LABORATORY		6			6
MINUTECLINIC LLC #5041		2	4	67%	6
SANTOS REHABILITATION CENTER INC			6	100%	6
MARSHALL MEDICAL CENTER SOUTH LAB		5	1	17%	6
CLINICAL CARE ASSOCIATES			6	100%	6
MEDEXPRESS URGENT CARE-HERSHEY		5	1	17%	6
WIREGRASS MEDICAL CENTER			6	100%	6
ADVENTHEALTH CELEBRATION EMPLOYEE CLINIC		6			6
HOLLY HILL HOME INFUSION SERVICE		5	1	17%	6
PALM HARBOR DERMATOLOGY		4	2	33%	6
UF HEALTH PATHOLOGY LABORATORIES			6	100%	6
QUICK CARE MED WALK IN AND URGENT CARE			6	100%	6
WILLOWS AT WILDWOOD, THE		2	4	67%	6
AMERICAN MEDICAL RESPONSE - DENVER		3	3	50%	6
TRUSTBRIDGE			6	100%	6
CVS MA957POCT WEST SPRINGFIELD		6			6
COMPUNET CLINICAL LAB			6	100%	6
CONCENTRA			6	100%	6
MEDEXPRESS URGENT CARE - ELM GROVE		5	1	17%	6
ADVENT HEALTH - TUSKAWILLA		4	2	33%	6
UNILAB OF DADE INC			6	100%	6
MEDEXPRESS URGENT CARE - MBURG COMMONS		5	1	17%	6
FLORIDA HEALTHCARE OF ORLANDO		1	5	83%	6
MOUNT SINAI BROOKLYN LABORATORY		5	1	17%	6
DEPARTMENT OF HEALTH AND HUMAN SERVICES STATE OF NEW HAMPSHIRE			6	100%	6
Oakwood - North Baldwins Center for Living		6			6
MEDEXPRESS URGENT CARE-PITTSFIELD		6			6
PEDIATRICS OF ALTAMONTE		5			5
RIVERVIEW ALF OPERATOR LLC			5	100%	5
NEW YORK PHYSICIANS LLP		5			5
CVS SC4122POCT TAYLORS		5			5
HUNT CLUB MEDICAL CARE			5	100%	5
TANNER MEDICAL CENTER EAST AL		5			5
FRESENIUS KIDNEY CARE SOUTH ORLANDO			5	100%	5
MENORAH MANOR			5	100%	5



# COVID-19: testing by laboratory

Data through Apr 24, 2021 verified as of Apr 25, 2021 at 09:25 AM

Data in this report are provisional and subject to change.

The numbers in the table below represent the number of Florida and non-Florida residents for whom test results were received by the Department of Health. A person can be tested by more than one laboratory and can have both positive and negative results. **Therefore, the sum of the numbers in each column will be larger than the total number of people tested.**

Reporting lab	Inconclusive	Negative	Positive	Percent positive	Total
CYPRESS CREEK MEDICAL CENTER			5	100%	5
QUEST DIAGNOSTICS PSC		1	4	80%	5
MEDEXPRESS URGENT CARE PLEASANT HILLS		4	1	20%	5
ALPHADERA LABS, LLC			5	100%	5
INFECTION CONTROL/ EMPHEALTH		3	2	40%	5
CLEVELAND CLINIC MARTIN HEALTH NURSING & RESTORATIVE		5			5
CVS CT750POCT ENFIELD		5			5
BIOTECH CLINICAL LABORATORY			5	100%	5
DELAWARE PUBLIC HEALTH LABORATORY		2	3	60%	5
LEVY COUNTY DEPT. OF PUBLIC SAFETY		2	3	60%	5
UNC HOSPITAL/MCLENDON CLINICAL LABORATORIES			5	100%	5
CVS GA2279POCT SUWANEE		5			5
CVS AZ9290POCT PHOENIX		4	1	20%	5
Kroger 449 - The Little Clinic Mountain Park		4	1	20%	5
NORTH SHORE HEMATOLOGY-ONCOLOGY ASSOCIATES, PC		5			5
ADVANCED PEDIATRICS OF BOCA LLC			5	100%	5
ENT AND ALLERGY ASSOCIATES OF FLORIDA, LLC			5	100%	5
MED EXPRESS URGENT CARE PC - MARYLAND		4	1	20%	5
INVESCLINIC US, LLC		5			5
CLINICAL PATHOLOGY LABORATORIES			5	100%	5
GULF COAST VETERANS HCS PANAMA CITY OPC		5			5
MEDEXPRESS URGENT CARE - WILKES BARRE		4	1	20%	5
CVS TN6414POCT SMYRNA		3	2	40%	5
ADVENT HEALTH MEDICAL GROUP		4	1	20%	5
FLORIDA PRIMARY & SPECIALTY CARE		5			5
EGL GENETICS DIAGNOSTICS			5	100%	5
QUINTON MEMORIAL HEALTH CARE CENTER		5			5
MD ANDERSON CANCER CENTER DI BAY AREA			5	100%	5
AHC Decatur County		5			5
ST VINCENTS AMBULATORY CARE INC		3	2	40%	5
MINUTECLINIC DIAG OF IND, LLC #6910		5			5
Life Care Center of Estero			5	100%	5
WALGREENS# 00323		5			5
CELERION			5	100%	5
PUTNAM HOSPITAL CENTER LABORATORY		5			5
MEDEXPRESS URGENT CARE HUNTINGTON		5			5
SOUTH FLORIDA FAMILY HEALTH & RESEARCH CTR			5	100%	5
PRECISION DIAGNOSTICS INC - NJ		5			5
QUALITY MEDICAL CARE			5	100%	5
BEACH HOUSE		5			5
URGENT MED INC		3	2	40%	5
CVS MA2172POCT NORTH GRAFTON		5			5
CVS TX5877POCT PEARLAND		5			5
PREMIER PEDIATRICS		1	4	80%	5
PREMIER MEDICAL LABORATORY	1	2	2	40%	5
GRADY MEMORIAL HOSPITAL/MICRO			5	100%	5
Charles George VAMC		5			5

# COVID-19: testing by laboratory

Data through Apr 24, 2021 verified as of Apr 25, 2021 at 09:25 AM

Data in this report are provisional and subject to change.

The numbers in the table below represent the number of Florida and non-Florida residents for whom test results were received by the Department of Health. A person can be tested by more than one laboratory and can have both positive and negative results. **Therefore, the sum of the numbers in each column will be larger than the total number of people tested.**

Reporting lab	Inconclusive	Negative	Positive	Percent positive	Total
CVS NC3853POCT BURLINGTON		4	1	20%	5
THE UNIVERSITY OF VERMONT MEDICAL CENTER		4	1	20%	5
CVS CA9606POCT TEMECULA		5			5
ADVICE FOR OPTIMAL WELLNESS		2	3	60%	5
MEDEXPRESS URGENT CARE FOX CHAPEL		5			5
Birchaven		5			5
MEASE CONTINUING CARE		3	2	40%	5
CAPE COD HOSPITAL			5	100%	5
ST BARNABAS HOSPITAL		5			5
REHABILITATION CENTER AT JUPITER GARDENS		5			5
COOPER HOSPITAL/UNIVERSITY MEDICAL		5			5
PINECREST PEDIATRICS GROUP LLC			5	100%	5
MEDICAL CENTER OF BLOUNTSTOWN			5	100%	5
MIZELL MEMORIAL HOSPITAL			5	100%	5
UCF STUDENT HEALTH SERVICES LABORATORY		2	3	60%	5
SJH			5	100%	5
BROWARD MEDICAL AND URGENT CARE		5			5
FLORIDA CLINICAL LABORATORY - BIOREFERENCE LABORATORIES		2	3	60%	5
MORGAN STANLEY HEALTH CENTER		5			5
MIAMI CANCER INSTITUTE			5	100%	5
MEDEXPRESS URGENT CARE - DANVILLE		5			5
SEASIDE MANOR			5	100%	5
MASSASHUSETTS STATE LAB INSTITUTE		2	3	60%	5
WESTMINSTER SHORES			5	100%	5
WHITE WILSON MEDICAL CENTER - FWB		1	4	80%	5
PATIENT FIRST - LEESBURG			5	100%	5
ATLANTIC SURGERY CENTER OF JACKSONVILLE BEACH		5			5
MIAMI MEDICAL CONSULTANT PA			5	100%	5
JOHN T MACKAY MD			5	100%	5
CHAMPLAIN VALLEY PHYSICIANS HOSPITAL		3	2	40%	5
MINUTECLINIC DIAGNOSTIC OF PENNSYLVANIA, LLD #1545		5			5
CVS AZ10150POCT PHOENIX		4	1	20%	5
MEDEXPRESS URGENT CARE MARTINSBURG		3	2	40%	5
SOUTH BEND MEDICAL FOUNDATION			5	100%	5
CITRUS HEALTH NETWORK INC		2	3	60%	5
WELLMED AT FORT PIERCE		3	2	40%	5
ELDER ALTERNATIVES INC		3	2	40%	5
FAMILY TREE DNA			5	100%	5
KEYSTONE REHABILITATION AND HEALTH CENTER		1	4	80%	5
NORTHERN MICHIGAN UNIVERSITY ATHLETICS		5			5
STEUBEN COUNTY PUBLIC HEALTH		5			5
COVENANT COLLEGE HEALTH SERVICES		5			5
URGENT CARE OF ERWIN		5			5
MEDEXPRESS - NEW CASTLE, DUPONT HWY		4	1	20%	5
FLAGLER HEALTH SERVICES INC			5	100%	5
ATLANTA PLUS URGENT CARE			5	100%	5
METHODIST HEALTHCARE UNIVERSITY HOSPIT		5			5

# COVID-19: testing by laboratory

Data through Apr 24, 2021 verified as of Apr 25, 2021 at 09:25 AM

Data in this report are provisional and subject to change.

The numbers in the table below represent the number of Florida and non-Florida residents for whom test results were received by the Department of Health. A person can be tested by more than one laboratory and can have both positive and negative results. **Therefore, the sum of the numbers in each column will be larger than the total number of people tested.**

Reporting lab	Inconclusive	Negative	Positive	Percent positive	Total
COPELAND MEDICAL CLINIC		3	2	40%	5
APOLLO GARDENS RETIREMENT RESIDENCE CARE		5			5
SPRINGHILL SENIOR RESIDENCE		5			5
EASTCHESTER PEDIATRIC MEDICAL GROUP		5			5
MINUTECLINIC DIAG OF IND LLC #6840		5			5
CVS TN7698POCT KNOXVILLE		5			5
RELIANT IMMUNE DIAGNOSTICS			5	100%	5
MEDEXPRESS URGENT CARE- COLUMBIA HEIGH		5			5
SCIENCE CARE			5	100%	5
MEDEXPRESS URGENT CARE - BECKLEY CROSS		4	1	20%	5
FRESENIUS MEDICAL CARE			5	100%	5
CVS AZ9210POCT SCOTTSDALE		5			5
MINUTECLINIC DIAGNOSTIC OF PENNSYLVAN		4	1	20%	5
ST JOHNS BIOMEDICAL LAB		5			5
PRINCIPLE HOSPICE SERVICE, LLC			5	100%	5
CHELSEA NYC LAB		5			5
GENTLE HANDS MOBILE PHLEBOTOMY			5	100%	5
RURAL/METRO MIDSOUTH,		5			5
Hillspring of Springboro		5			5
COMMONS AT ORLANDO LUTHERAN TOWERS SNF			5	100%	5
MINUTECLINIC, LLC #1431		4	1	20%	5
CVS IL8751POCT CHICAGO		5			5
WILSON PEDIATRICS			5	100%	5
WOODHULL MEDICAL AND MENTAL HEALTH CTR		5			5
FINLAY		1	4	80%	5
MINUTECLINIC, DIAGNOSTIC OF TEXAS, LLC		5			5
RHEA MEDICAL CENTER		5			5
FHPG FAMILY MEDICAL CENTER OF TAMPA BAY		1	4	80%	5
CVS PA2688POCT COLLEGEVILLE		5			5
GENEVA GENERAL HOSPITAL LABORATORY		3	2	40%	5
AUGUSTA HEALTH			5	100%	5
LIFEPLUS HEALTHCARE GROUP INC		5			5
JACKSON SOUTH COMMUNITY HOSPITAL LAB			5	100%	5
MID - FLORIDA PATHOLOGY LLC		1	4	80%	5
OPTUMCARE FLORIDA, LLC		3	2	40%	5
NORTHWOOD UNIVERSITY-BENNETT SPORTS CENTER		5			5
MEDICAL CENTER, THE		5			5
CVS MA507POCT LEOMINSTER		4	1	20%	5
NORTH DADE NURSING AND REHABILITATION CENTER			5	100%	5
RUSH UNIVERSITY MEDICAL CENTER LABORATORY			5	100%	5
ELITE CARE			5	100%	5
HEALTHCARE NETWORK OF SOUTHWEST FLORIDA			5	100%	5
FRANCES WARDE MEDICAL LABORATORY		2	3	60%	5
TIFT REGIONAL HLTH SYSTEM, INC DBA SOU		5			5
JUPITER ISLAND MEDICAL CLINIC INC		5			5
LAFAYETTE NURSING AND REHAB			5	100%	5
HELIX DIAGNOSTIX		2	3	60%	5

# COVID-19: testing by laboratory

Data through Apr 24, 2021 verified as of Apr 25, 2021 at 09:25 AM

Data in this report are provisional and subject to change.

The numbers in the table below represent the number of Florida and non-Florida residents for whom test results were received by the Department of Health. A person can be tested by more than one laboratory and can have both positive and negative results. **Therefore, the sum of the numbers in each column will be larger than the total number of people tested.**

Reporting lab	Inconclusive	Negative	Positive	Percent positive	Total
LAKE COUNTY DETENTION CENTER		3	2	40%	5
LAKE MARY HEALTH AND REHABILITATION CENTER		1	4	80%	5
THE CLINIC OF PEDIATRICS & GI MEDICINE, INC			5	100%	5
PM PEDIATRICS OF SELDEN		3	2	40%	5
XRL SXF REF LAB		5			5
PIEDMONT NEWNAN HOSPITAL		4	1	20%	5
PHYSICIANS IMMEDIATE CARE ELGIN			5	100%	5
MINUTECLINIC DIAGNOSTIC OF OHIO #6139		5			5
EAST BANK HOSPITAL - UNIVERSITY OF MINNESOTA MEDICAL CENTER			5	100%	5
BAYSHORE LABORATORY		4	1	20%	5
CVS NC2771POCT CLAYTON		4	1	20%	5
FOUNDCARE, INC			5	100%	5
LIVING WATERS MEDICAL CENTER			5	100%	5
MEDICAL UNIVERSITY SC HOSPITAL			5	100%	5
CVS MA1095POCT AMHERST		4	1	20%	5
MEDEXPRESS URGENT CARE - BRIDGEVILLE		5			5
CVS OH10893POCT PARMA		2	3	60%	5
CFS WELLNESS AND MED SPA LLC			5	100%	5
Samuel S. Stratton VAMC		5			5
WILLOW CREEK RETIREMENT CENTER		5			5
JOE DIMAGGIO CHILDREN'S HOSPITAL		1	4	80%	5
OCCMED SOLUTIONS		2	3	60%	5
BROOKDALE NEW PORT RICHEY			5	100%	5
THONOTOSASSA COMMUNITY HEALTH CENTER		1	4	80%	5
CARENOW URGENT CARE - WINTER SPRINGS		4	1	20%	5
THE LITTLE CLINIC			5	100%	5
INNOVATIVE COVID-DIVERSEY			5	100%	5
CVS SC1540POCT MYRTLE BEACH		4	1	20%	5
ADVENTHEALTH ORLANDO INTERNATIONAL AIRPORT			5	100%	5
BUEN PASTOR MEDICAL CENTER, INC			5	100%	5
CVS PA10034POCT PITTSBURGH		5			5
INSTANT MEDICAL CARE CENTER		4	1	20%	5
UNIVERSITY OF CHICAGO MEDICAL CENTER LAB			5	100%	5
BAPTIST HOSPITAL EMPLOYEE HEALTH OFF			5	100%	5
DOCTORS HOSPITAL OF AUGUSTA		5			5
BAYCARE MEDICAL GROUP, INC		5			5
OCHSNER MEDICAL CENTER			5	100%	5
CVS IN6757POCT COLUMBUS		5			5
CLINICAL CARE INC			5	100%	5
BAPTIST HEALTH - TOWN CENTER			5	100%	5
ADVENTHEALTH MEDICAL GROUP FAMILY AND INTERNAL		4	1	20%	5
MEDEXPRESS URGENT CARE - SOUTH PARKERSBURG		5			5
SOUTHEAST GEORGIA PHYSICIAN ASSOCIATES		4	1	20%	5
NORTHPORT MEDICAL CENTER LAB		5			5
CVS MA1845POCT WILMINGTON		4	1	20%	5
LABCORP UNSPECIFIED		5			5
CVS MINUTE CLINIC DIAGNOSTIC MED GRP OF CAL		5			5

# COVID-19: testing by laboratory

Data through Apr 24, 2021 verified as of Apr 25, 2021 at 09:25 AM

Data in this report are provisional and subject to change.

The numbers in the table below represent the number of Florida and non-Florida residents for whom test results were received by the Department of Health. A person can be tested by more than one laboratory and can have both positive and negative results. **Therefore, the sum of the numbers in each column will be larger than the total number of people tested.**

Reporting lab	Inconclusive	Negative	Positive	Percent positive	Total
LPG PEDIATRICS AT CAPE CORAL		5			5
CARENOW URGENT CARE - CENTRAL AUSTIN		1	4	80%	5
DIAGNOSTECHS		4	1	20%	5
GARDENS PEDIATRICS			5	100%	5
REGIONAL MEDICAL CENTER BAYONET POINT			5	100%	5
BOROPARK URGENT CARE		4	1	20%	5
ARKANSAS DEPARTMENT OF HEALTH			5	100%	5
MINUTECLINIC DIAGNOSTIC OF VIRGINIA, LLC #1980		3	2	40%	5
MINUTECLINIC, LLC #7139		5			5
CAREHERE LCS- EUSTIS			5	100%	5
EAST CENTRAL FLORIDA OUT PATIENT IMAGING			5	100%	5
NOVANT HEALTH UVA		2	3	60%	5
MEDEXPRESS URGENT CARE - WALDORF, CRAIN HWY		5			5
CVS MO10053POCT SAINT PETERS		5			5
DISCOVERY VILLAGE AT STUART		2	3	60%	5
CVS NJ862POCT MARLBORO		5			5
UNIVERISTY OF MEMPHIS ATHLETIC TRAINI		5			5
AEL KNOXVILLE			5	100%	5
Army Residence Community		5			5
POWERS PEDIATRICS			5	100%	5
PICHARDO CLINIC, THE		3	2	40%	5
Edward Hines, Jr. VA Hospital		4	1	20%	5
THE DOCTORS CENTER HEALTHCARE-SOUTHSIDE		1	4	80%	5
HAWTHORNE HEALTH AND REHABILITATION			5	100%	5
LAKEVIEW HEALTHCARE SYSTEM LLC			5	100%	5
NORTHSIDE HOSPITAL- CHEROKEE		4	1	20%	5
ADVANCED HEART CARE OF SOUTH FLORIDA		5			5
DEPARTMENT OF HEALTH AND HUMAN SERVICES LANSING			5	100%	5
CVS TX7825POCT FRISCO		4	1	20%	5
NATURE COAST PRIMARY CARE LAB LLC		1	4	80%	5
PARADISE VILLA ALF INCORPORATED		5			5
MEDEXPRESS URGENT CARE - FREDERICK		5			5
MINUTECLINIC # 21110		3	2	40%	5
SONATA VERO BEACH		5			5
MD NOW MEDICAL CENTER INC			5	100%	5
MINUTECLINIC DIAG OF IND, LLC #6553		5			5
WASHINGTON COLLEGE HEALTH SERVICES		5			5
SUTTER TRACY COMMUNITY HOSPITAL			5	100%	5
CVS MA447POCT NORTHAMPTON		3	2	40%	5
DOCS URGENT CARE		1	4	80%	5
UNIVERSITY OF MIAMI / SCCC RESEARCH LABORATORY			5	100%	5
FLORIDA PRIMARY CARE AND SPORTS MEDICINE INC		2	3	60%	5
VEIL VALLEY MEDICAL CENTER			5	100%	5
WINCHESTER MEDICAL CENTER			5	100%	5
BLUETAIL MEDICAL GROUP, LLC		4	1	20%	5
FALLSBURG CHAI		5			5
HILLSBOROUGH COUNTY HEALTH DEPARTMENT			5	100%	5



# COVID-19: testing by laboratory

Data through Apr 24, 2021 verified as of Apr 25, 2021 at 09:25 AM

Data in this report are provisional and subject to change.

The numbers in the table below represent the number of Florida and non-Florida residents for whom test results were received by the Department of Health. A person can be tested by more than one laboratory and can have both positive and negative results. **Therefore, the sum of the numbers in each column will be larger than the total number of people tested.**

Reporting lab	Inconclusive	Negative	Positive	Percent positive	Total
NORTHSIDE MEDICAL CENTER		5			5
DICKSON MEDICAL ASSOCIATES PC PATH LAB		4	1	20%	5
CVS IL8750POCT CHICAGO		3	2	40%	5
JOSEPH SCHENKER MD PC		5			5
DOCTORS HOSPITAL LAB MEDICAL OFFICE BUILDING			5	100%	5
KETTERING HEALTH			5	100%	5
CLINICAL LABORATORIES OF THE BUFFALO		4	1	20%	5
INTERNAL MEDICINE & PRIMARY CARE ASSOCIATES, PLC			5	100%	5
SAFETY HARBOR SENIOR LIVING			5	100%	5
DAVENPORT PEDIATRICS PA		1	4	80%	5
FORSYTH HOUSE			5	100%	5
WATERTOWN URGENT CARE PLLC		5			5
WEST PACIFIC MEDICAL LABORATORY			5	100%	5
MARION COUNTY FIRE RESCUE		3	2	40%	5
IMMERSION RESIDENTIAL LLC			5	100%	5
ARC POINT LABS OF AUSTIN NORTH			5	100%	5
MEDEXPRESS URGENT CARE - MOUNTAIN HOME		4	1	20%	5
COLUMBIA MEMORIAL HOSPITAL LABORATORY		5			5
CVS NV408817POCT LAS VEGAS		1	4	80%	5
CVS IN5696POCT FORT WAYNE		5			5
PEDIATRICS OF CENTRAL FLORIDA - POINCIANA		3	2	40%	5
FLORIDA DEPARTMENT OF HEALTH - INVERNESS		3	2	40%	5
PIEDMONT HOSPITAL LAB			5	100%	5
Walker BaptistMedCtr		4	1	20%	5
AHF PUBLIC HEALTH LABORATORY			5	100%	5
MINNESOTA DEPARTMENT OF HEALTH PUBLIC HEALTH LABORATORY DIVISION	1		4	80%	5
INDIAN RIVER PRIMARY CARE PA		5			5
PRECISION LABS LLC		2	3	60%	5
ABSOLUTE HEALTH		5			5
PEDIATRIC URGENT HEALTH CARE			5	100%	5
REELFOOT FAMILY WALK IN CLINIC		4	1	20%	5
CVS OH3393POCT AURORA		4	1	20%	5
ALLIANCE FOR MULTISPECIALTY RESEARCH		5			5
LAKE NONA PEDIATRICS IN ASSOCIATION WITH NEMOURS		5			5
MINUTECLINIC DIAG OF IND, LLC #8645		5			5
URGENT CARE COASTAL GA			5	100%	5
SARASOTA IMMEDIATE CARE			5	100%	5
PRL NYC PANDEMIC RESPONSE LAB			5	100%	5
LABS PLUS LLC		5			5
CVS IL5797POCT CAROL STREAM		5			5
CARL R DARNALL ARMY MEDICAL CENTER			5	100%	5
CVS MA394POCT SEEKONK		5			5
AMAVIDA		5			5
NIBHA MEDIRATTA MD PL			5	100%	5
MINUTE CLINIC LLC #1831		5			5
FIFTH AVENUE PEDIATRICS		3	2	40%	5
FLORIDA HOSPITAL LAKE MARY		5			5

# COVID-19: testing by laboratory

Data through Apr 24, 2021 verified as of Apr 25, 2021 at 09:25 AM

Data in this report are provisional and subject to change.

The numbers in the table below represent the number of Florida and non-Florida residents for whom test results were received by the Department of Health. A person can be tested by more than one laboratory and can have both positive and negative results. **Therefore, the sum of the numbers in each column will be larger than the total number of people tested.**

Reporting lab	Inconclusive	Negative	Positive	Percent positive	Total
STARMED FAMILY & URGENT CARE			5	100%	5
RUSSELL SAGE COLLEGE WELLNESS CENTER		5			5
Kroger 099 - The Little Clinic Fort Collins		5			5
INVERNESS FAMILY CARE HIGH RISK PLLC			5	100%	5
BRIGHAM AND WOMEN'S HOSPITAL		1	4	80%	5
RIO PINAR HEALTH CARE			5	100%	5
USCG SECTOR ST PETE		1	4	80%	5
CVS ME329POCT PORTLAND		5			5
CFP PHYSICIANS GROUP			5	100%	5
MEDEXPRESS URGENT CARE LAVALE		5			5
SIGNATURE URGENT CARE			5	100%	5
THE RETREAT AT PORT ORANGE			5	100%	5
ST JOSEPHS HOSPITAL PATHOLOGY LAB		4	1	20%	5
OMNICARE PHARMACY OFTEXAS 1, LP DBA OMNICARE		5			5
UNION CITY MANOR NURSING CENTER		4			4
EPI			4	100%	4
MINUTECLINIC DIAGNOSTIC OF OHIO #5060		4			4
NORTH OKALOOSA CLINIC CORP		1	3	75%	4
GUTHRIE CORNING HOSPITAL LABORATORY		4			4
SOUTH MIAMI HOSPITAL		1	3	75%	4
JOHNNIE RUTH CLARKE LAB			4	100%	4
HOME CARE PHARMACY OF PALM COAST INC		4			4
Kroger 186 - The Little Clinic Holiday Manor		3	1	25%	4
NHC HealthCare, Pulaski		4			4
PRIMECARE		2	2	50%	4
COMMUNITY PHYSICIANS OF NORTH PORT PA			4	100%	4
ManorCare Rehabilitation Center- Decatur		4			4
GASTROENTEROLOGY ASSOC OF PENSACOLA, PA		2	2	50%	4
MEDEXPRESS URGENT CARE, LANCASTER WEST		2	2	50%	4
RAS MEDICAL SOLUTIONS, LLC		3	1	25%	4
PILGRIM PHARMACY INC		4			4
WALGREENS #04311		4			4
SIENA COLLEGE SPORTS MEDICINE CENTER		4			4
Crowne Health Care of Greenville		4			4
Arbors at Marietta		4			4
GUTHRIE MEDICAL GROUP - CORNING		3	1	25%	4
EXTENDICARE HEALTH & REHAB CENTER		4			4
VIDANT MEDICAL CENTER			4	100%	4
HAVEN CUSTEAD CARE CENTER		1	3	75%	4
MINUTECLINIC DIAGNOSTIC OF WISCONSIN, LLC		4			4
MEDNOW URGENT CARE		3	1	25%	4
MINNESOTA DEPARTMENT OF HEALTH LABORATORY	1		3	75%	4
MOBIL LAB FOR ALL INC		4			4
WALGREENS #07034		4			4
PALM BEACH CANCER INSTITUTE			4	100%	4
MINUTECLINIC, LLC #07876		3	1	25%	4
VITAL CARE URGENT CARE			4	100%	4

# COVID-19: testing by laboratory

Data through Apr 24, 2021 verified as of Apr 25, 2021 at 09:25 AM

Data in this report are provisional and subject to change.

The numbers in the table below represent the number of Florida and non-Florida residents for whom test results were received by the Department of Health. A person can be tested by more than one laboratory and can have both positive and negative results. **Therefore, the sum of the numbers in each column will be larger than the total number of people tested.**

Reporting lab	Inconclusive	Negative	Positive	Percent positive	Total
WYOMING PUBLIC HEALTH LAB			4	100%	4
Park Ridge Nursing Center		3	1	25%	4
LUVERNE HEALTH AND REHABILITATION		4			4
FLORIDA HOSPITAL ALTAMONTE		2	2	50%	4
SOUTH BAY CORRECTIONAL FACILITY			4	100%	4
SHARP MEMORIAL HOSPITAL MICROBIOLOGY DEPT			4	100%	4
MEDEXPRESS URGENT CARE - SOMERSET TOWNSHIP		4			4
CVS CA9823POCT SACRAMENTO		4			4
SIGNATURE CARE EMERGENCY CENTER		2	2	50%	4
SOUTHLAND SUITES OF LAKE LAND			4	100%	4
CVS IL1170POCT JOLIET		4			4
Bethany Health and Rehab		4			4
WHITE EARTH IHS MAIN LAB		4			4
HACKENSACK MERIDIAN URGENT CARE, PC		4			4
MINUTECLINIC DIAGNOSTIC OF MICHIGAN, P		4			4
ADVANCED URGENT CARE LLC		1	3	75%	4
AIRPORT CLINIC			4	100%	4
NDX-CORE LAB			4	100%	4
FHPG TAMPA PRIMARY CARE			4	100%	4
MEDEXPRESS URGENT CARE - MARKHAM STREE		3	1	25%	4
CVS CA8850POCT HUNTINGTON BEACH		3	1	25%	4
OMNICARE PHARMACY OF TEXAS 1		4			4
POINTE MEDICAL SERVICES INC		2	2	50%	4
CORIZON HEALTH INC			4	100%	4
CHILDREN'S HEALTHCARE OF ATLANTA		4			4
PM PEDIATRICS OF SELDEN PLLC		4			4
THE DOCTOR'S OFFICE OF WEST CALDWELL		4			4
GOOD SAMARITAN HOSPITAL		2	2	50%	4
SACRED HEART HEALTH SYSTEMS INC			4	100%	4
Millennium Nursing & Rehab Center		4			4
CVS IL7017POCT BLOOMINGTON		4			4
LATCHER LABORATORY OF A O FOX MEMORIAL		2	2	50%	4
RELIANT ACUTE CARE			4	100%	4
HAMPTON ALF AT 24TH ROAD LLC			4	100%	4
OKLAHOMA STATE UNIVERSITY DIAGNOSTIC LAB			4	100%	4
HEALTHQUEST, INC		3	1	25%	4
CVS MINUTE CLINIC DIAGNOSTIC MED GRP		4			4
Kroger 959 - The Little Clinic Carmel		4			4
ADMERA HEALTH			4	100%	4
LAKE FOREST PARK OP CO LLC		4			4
DEPARTMENT OF HEALTH AND ENVIRONMENTAL CONTROL			4	100%	4
LAKE MARY PEDIATRICS			4	100%	4
INTERMARKET FACILITY			4	100%	4
NEULIFE NEUROLOGICAL SERVICES LLC			4	100%	4
SOUTH FLORIDA RESEARCH ORGANIZATION			4	100%	4
GILCHRIST COUNTY HEALTH DEPT			4	100%	4
NOVANT HEALTH PRESBYTERIAN		2	2	50%	4

# COVID-19: testing by laboratory

Data through Apr 24, 2021 verified as of Apr 25, 2021 at 09:25 AM

Data in this report are provisional and subject to change.

The numbers in the table below represent the number of Florida and non-Florida residents for whom test results were received by the Department of Health. A person can be tested by more than one laboratory and can have both positive and negative results. **Therefore, the sum of the numbers in each column will be larger than the total number of people tested.**

Reporting lab	Inconclusive	Negative	Positive	Percent positive	Total
MARSHFIELD LABORATORIES			4	100%	4
CENTRAL FLORIDA INTERNAL OCCUPATIONAL AND		4			4
DEPARTMENT OF PATHOLOGY ROME MEMORIAL		3	1	25%	4
Sears Coastal Nursing and Rehab		4			4
AHC of Mckenzie		4			4
ADVENTHEALTH MEDICAL GROUP COMMUNITY MEDICINE		3	1	25%	4
REMEDY URGENT CLINIC		2	2	50%	4
DR. G'S URGENT CARE			4	100%	4
MPG JACKSONVILLE ATLANTIC BLVD		1	3	75%	4
WALGREENS #3811		1	3	75%	4
MONROE COUNTY DEPT OF PUBLIC HEALTH ST		4			4
NEXT BIO RESEARCH SERVICES, LLC		1	3	75%	4
MEDEXPRESS URGENT CARE - SUMMERSVILLE, WEBSTER RD		4			4
ELEVATION HEALTH LABORATORY		4			4
BETHPAGE EXTENDED HOURS CENTER		4			4
MINUTECLINIC DIAGNOSTIC OF NEVADA-9586		3	1	25%	4
MEDEXPRESS URGENT CARE - WICHITA, S SENECA ST		2	2	50%	4
MIAMI COMMUNITY HEALTH CENTER INC		1	3	75%	4
CVS PA1657POCT YORK		3	1	25%	4
CAPTAIN JAMES A. LOVELL FEDERAL HEALTHCARE CENTER			4	100%	4
Heartland of Boynton Beach			4	100%	4
SIGNATURE CARE MONTROSE		2	2	50%	4
ROAN DRUG COMPANY LLC		4			4
IMIC INC RESEARCH			4	100%	4
SINAI PLAZA NURSING AND REHAB CENTER			4	100%	4
LIFE CARE HOME HEALTH SERVICES LLC		1	3	75%	4
PHYSICIANS QUALITY CARE			4	100%	4
MINUTECLINIC, LLC #5707		4			4
Hunterdon Medical Center Laboratory		4			4
MEMORIAL HEALTHCARE SYSTEM		1	3	75%	4
URGENT CARE - OCONEE		2	2	50%	4
DTR LABS		3	1	25%	4
LIFEHOPE LABS			4	100%	4
Eldorado Rehab & Healthcare		4			4
FLORENCE - HUNTSVILLE HOSPITAL URGENT CARE		3	1	25%	4
PINELLAS POINT NURSING AND REHAB			4	100%	4
SANFORD SOUTH UNIVERSITY		4			4
VA OUTPATIENT PHARMACY			4	100%	4
MEDEXPRESS URGENT CARE, FAIRMONT		4			4
PDL PHARMACY CORP			4	100%	4
MICHIGAN HEALTH CLINIC LABORATORIES		3	1	25%	4
H/L of WEst AShley Rhability and Nursing Center		4			4
MINUTECLINIC OF NEVADA-2955 S FT APACH		4			4
PIEDMONT FAYETTE HOSPITAL		2	2	50%	4
ELITE PRIMARY CARE OF WAYCROSS		1	3	75%	4
UF HEALTH PATHOLOGY LABORATORIES			4	100%	4
MINUTECLINIC DIAGNOSTIC MED GRP OF SAN		3	1	25%	4

# COVID-19: testing by laboratory

Data through Apr 24, 2021 verified as of Apr 25, 2021 at 09:25 AM

Data in this report are provisional and subject to change.

The numbers in the table below represent the number of Florida and non-Florida residents for whom test results were received by the Department of Health. A person can be tested by more than one laboratory and can have both positive and negative results. **Therefore, the sum of the numbers in each column will be larger than the total number of people tested.**

Reporting lab	Inconclusive	Negative	Positive	Percent positive	Total
WESLEY CHAPEL INTERNAL MEDICINE AND PEDIATRICS			4	100%	4
MEDEXPRESS URGENT CARE - CINNAMINSON		3	1	25%	4
CAREMOUNT MEDICAL PC - BEDFORD URGENT		4			4
BUCKINGHAM PLACE ALF		4			4
MINUTECLINIC DIAGNOSTIC OF NORTH CARO		4			4
BRANDON REGIONAL EMERGENCY CTR			4	100%	4
Lakeview Village		4			4
HCR ManorCare Greentree		4			4
Health Care Center of Jacksonville			4	100%	4
APOPKA FAMILY HEALTH CENTER		3	1	25%	4
AFFINITY URGENT CARE			4	100%	4
MINUTECLINIC DIAG OF IND, LLC #6908		4			4
Kroger 895 - The Little Clinic Green Hills		4			4
MEDEXPRESS URGENT CARE - WEXFORD		4			4
FAMILY MEDICINE AT WATERMAN		4			4
MID FLORIDA HEALTH INC			4	100%	4
TMH REHABILITATION CENTER		4			4
PANCARE HEALTH YOUNGSTOWN			4	100%	4
Brookcrest Nursing Home		4			4
MEDEXPRESS URGENT CARE - EAST BRUNSWICK		4			4
SUMNER REGIONAL MEDICAL CENTER		3	1	25%	4
WALGREENS #03287		4			4
INFINITI LABS INC			4	100%	4
MEDEXPRESS URGENT CARE - WESTFIELD, E MAIN ST		3	1	25%	4
SOUTHWESTERN REGIONAL MEDICAL CENTER - TULSA		4			4
CALUSA HARBOUR			4	100%	4
SOMA MEDICAL CENTER PA #3 GREENACRES			4	100%	4
CARENOW-LEBANON		2	2	50%	4
UAB URGENT CARE CLINIC			4	100%	4
MEDICINE SHOPPE #1306 THE		3	1	25%	4
Kroger 752 - The Little Clinic Central Station		3	1	25%	4
MEDEXPRESS URGENT CARE-ARLINGTON		3	1	25%	4
TOTAL RENAL LAB		3	1	25%	4
INTRACOASTAL LABS INC		4			4
COMMUNITY HEALTH CENTER OF WEST PALM BEACH			4	100%	4
WINDER NURSING INC DBA WINDER HEALTH CARE		4			4
FLORIDA CANCER SPECIALISTS AND RESEARCH		2	2	50%	4
BELLIN HEALTH LAB		1	3	75%	4
L3HARRIS FAMILY MEDICAL CENTER			4	100%	4
Kroger 124 - The Little Clinic University		3	1	25%	4
MAILBOX DIAGNOSTICS		2	2	50%	4
MORRIS HALL/ST JOSEPH NURSING CENTER		4			4
CVS NE5714POCT OMAHA		3	1	25%	4
UNIVERSITY OF MIAMI HOSPITALS & CLINIC			4	100%	4
OHIO CVS STORES		3	1	25%	4
AFC URGENT CARE GUNBARREL			4	100%	4
CVS PA258POCT MCKEES ROCKS		4			4



# COVID-19: testing by laboratory

Data through Apr 24, 2021 verified as of Apr 25, 2021 at 09:25 AM

Data in this report are provisional and subject to change.

The numbers in the table below represent the number of Florida and non-Florida residents for whom test results were received by the Department of Health. A person can be tested by more than one laboratory and can have both positive and negative results. **Therefore, the sum of the numbers in each column will be larger than the total number of people tested.**

Reporting lab	Inconclusive	Negative	Positive	Percent positive	Total
MINUTECLINIC DIAG OF IND LLC #1367		4			4
NYU WINTHROP LABORATORY		4			4
SKYLINE UROLOGY		4			4
EXPRESS TESTING-ONE			4	100%	4
CVS NJ715POCT WAYNE		4			4
PM PEDIATRICS OF BAYSIDE, PLLC - MANHASSET		4			4
CVS OH6164POCT DELAWARE		4			4
IMA MEDICAL CENTER OF OVIEDO			4	100%	4
ORLANDO REGIONAL HEALTH SERVICES		2	2	50%	4
COVANCE CLS			4	100%	4
CVS PA4000POCT INDIANA		4			4
HARBORCHASE OF VILLAGES CROSSING			4	100%	4
MEDEXPRESS URGENT CARE - WEST ST PAUL, ROBERT ST S		3	1	25%	4
LEON MEDICAL CENTERS, LLC			4	100%	4
CAREWELL URGENT CARE			4	100%	4
MINUTECLINIC LLC (2335)		3	1	25%	4
RML PHARMACY PC		4			4
CAPITAL HEALTH LABORATORY INC			4	100%	4
WASHINGTON STATE DEPARTMENT OF HEALTH PUBLIC HEALTH LABORATORIES			4	100%	4
PORT ORANGE NURSING & REHAB			4	100%	4
CORTLAND REGIONAL MEDICAL CENTER		4			4
PRESBYTERIAN FAMILY HEALTHCARE-KASEMAN		4			4
MOBILE HEALTH MEDICAL SERVICES PC		4			4
CARNEGIE HILL PEDIATRICS LLP		3	1	25%	4
LOUISIANA DEPT. OF HEALTH AND HOSPITALS-INFECTIOUS DISEASE EPI SECTION			4	100%	4
CELEBRATION PEDIATRICS			4	100%	4
SONIC REFERENCE LABORATORY			4	100%	4
PREMIER PEDIATRICS LLC			4	100%	4
TRUE HEALTH- HOFFNER		3	1	25%	4
MOUNT SINAI AVENTURA DIAGNOSTIC CENTER			4	100%	4
ST PETE DIRECT PRIMARY CARE		2	2	50%	4
UNIVERSITY OF MICHIGAN		2	2	50%	4
UNIVERSITY OF MIAMI STUDENT HEALTH SERVICE			4	100%	4
MINUTE CLINIC DIAGNOSTIC OF VIRGINIA, LLC #6292		3	1	25%	4
FASTMED URGENT CARE			4	100%	4
AIREVAC INTERNATIONAL		4			4
INDUSTRY LAB DIAGNOSTIC PARTNERS			4	100%	4
CVS GA5622POCT DALLAS		3	1	25%	4
MEMORIAL HEALTH CARE SYSTEMS			4	100%	4
MONTEFIORE MEDICAL CENTER LABS MONTEFIORE		3	1	25%	4
FHCP - ORMOND BEACH			4	100%	4
CVS SC4382POCT SPARTANBURG		4			4
CENTERPLACE HEALTH, INC			4	100%	4
INTERMOUNTAIN HEALTHCARE CENTRAL LABORATORY			4	100%	4
ADVENTHEALTH MEDICAL GROUP PEDIATRICS		1	3	75%	4
CVS OH2486POCT NILES		2	2	50%	4
FLORIDA HEALTHCARE PLAN			4	100%	4

# COVID-19: testing by laboratory

Data through Apr 24, 2021 verified as of Apr 25, 2021 at 09:25 AM

Data in this report are provisional and subject to change.

The numbers in the table below represent the number of Florida and non-Florida residents for whom test results were received by the Department of Health. A person can be tested by more than one laboratory and can have both positive and negative results. **Therefore, the sum of the numbers in each column will be larger than the total number of people tested.**

Reporting lab	Inconclusive	Negative	Positive	Percent positive	Total
MINUTECLINIC DIAG OF IND, LLC #6483		2	2	50%	4
CRESTAR LABS		2	2	50%	4
University Plaza Rehabilitation and Nursing			4	100%	4
BAPTIST HEALTH MEDICAL CENTER			4	100%	4
IVY CREEK URGENT CARE OF ENTERPRISE			4	100%	4
Metro West Nursing and Rehab			4	100%	4
STEAMBOAT EMERGENCY CENTER			4	100%	4
CVS NJ837POCT MARLTON		4			4
FAMILY MEDICINE AT WINTER PARK			4	100%	4
ALVARO J DANGOND MD PA		4			4
FLORIDA HEART AND VASCULAR			4	100%	4
NAVAL HOSPITAL CAMP PENDLETON			4	100%	4
CVS CA9963POCT SAN DIEGO		4			4
MEDEXPRESS URGENT CARE - TULSA, S YALE AVE		4			4
WILLIAM A HINTON STATE LABORATORY INSTITUTE		1	3	75%	4
Westminster Manor		3	1	25%	4
ST LUCIE COUNTY HEALTH DEPARTMENT		3	1	25%	4
BETTERMED URGENT CARE			4	100%	4
LABQ CLINICAL DIAGNOSTICS		4			4
WE CARE - CARNIVAL CRUISELINE		4			4
CONSOLIDATED LABORATORY SERVICES			4	100%	4
CVS MA217POCT TEWKSBURY		3	1	25%	4
YORK HOSPITAL: MICROBIOLOGY			4	100%	4
BELL-MINOR HOME		4			4
PHYSICIANS IMMEDIATE CARE AURORA			4	100%	4
CARE ONE PRIMARY CARE			4	100%	4
NEMOURS CHILDREN'S CLINIC			4	100%	4
BARRANCO CLINIC PA, THE	1	3			4
ST. MARY'S HOSPITAL			4	100%	4
DACH MAIN LAB			4	100%	4
MINUTE-CLINIC DIAGNOSTIC OF VIRGINIA, LLC #3949		4			4
CVS TX3292POCT WYLIE		4			4
BOND & STEELE CLINIC PA D/B/A BOND CLINIC PA		4			4
CVS SC2269POCT COLUMBIA		3	1	25%	4
AURORA BAYCARE UROLOGY			4	100%	4
MEDEXPRESS URGENT CARE - LITTLE ROCK		3	1	25%	4
SunTerrace Health Care Center		3	1	25%	4
MOBILE URGENT CARE			4	100%	4
ORANGE COUNTY HEALTH DEPARTMENT		2	2	50%	4
MEDEXPRESS URGENT CARE-SELINGSGROVE		3	1	25%	4
MONTANA DEPARTMENT OF PUBLIC HEALTH & HUMAN SERVICES			4	100%	4
HOME DOCS		2	2	50%	4
OPTUM FLORIDA		3	1	25%	4
CVS IN6551POCT MOORESVILLE		3	1	25%	4
ACCESS RECOVERY SOLUTIONS LLC			4	100%	4
SOUTHEASTERN REGIONAL MEDICAL CENTER			4	100%	4
FLORIDA MEDICAL CLINIC -INTERNAL MED DADE CITY			4	100%	4

# COVID-19: testing by laboratory

Data through Apr 24, 2021 verified as of Apr 25, 2021 at 09:25 AM

Data in this report are provisional and subject to change.

The numbers in the table below represent the number of Florida and non-Florida residents for whom test results were received by the Department of Health. A person can be tested by more than one laboratory and can have both positive and negative results. **Therefore, the sum of the numbers in each column will be larger than the total number of people tested.**

Reporting lab	Inconclusive	Negative	Positive	Percent positive	Total
CVS OH6149POCT UPPER ARLINGTON		2	2	50%	4
TMH PHYSICIAN PARTNERS SOUTHWOOD		1	3	75%	4
MEDEXPRESS URGENT CARE - FORT SMITH		4			4
ARCPPOINT LABS OF ALTAMONTE SPRINGS		2	2	50%	4
VA SALT LAKE CITY HCS		4			4
MAURY REGIONAL MEDICAL CENTER		4			4
NOT GIVEN		1	3	75%	4
SMOKY MOUNTAIN URGENT CARE AND FAMILY MEDICINE CENTER			4	100%	4
MEDEXPRESS URGENT CARE - EWING		4			4
MEDEXPRESS URGENT CARE - BECKLEY		2	2	50%	4
PEACEHEALTH LABORATORIES		3	1	25%	4
CVS TX5807POCT PEARLAND		4			4
NHC HealthCare, Cookeville		4			4
MERCY HOSPITAL			4	100%	4
Mill Valley Care Center		4			4
HEARTLAND - CHARLESTON OF HANAHAN SC,		4			4
GENUS DIAGNOSTICS			4	100%	4
CHILDREN'S MEDICAL GROUP		4			4
FAMILY MEDICAL CLINIC HOMESTEAD, LLC			4	100%	4
CVS IN6572POCT INDIANAPOLIS		4			4
CAREWELL 202			4	100%	4
EXCEL URGENT CARE OF NJ, LLC		2	2	50%	4
WOMACK ARMY MEDICAL CENTER			4	100%	4
ST LUKES HOSPITAL LABORATORY		2	2	50%	4
SOMA MEDICAL CENTER PA #3 PALOMINO			4	100%	4
GIEBEIG FAMILY MEDICINE PA			4	100%	4
CVS IN7653POCT EVANSVILLE		3	1	25%	4
URGENT CARE OF THE SMOKIES			4	100%	4
CLINICAL ASSOCIATES OF ORLANDO LLC		4			4
COVID PROCESSING SITE			4	100%	4
SOFTCELL L-FORM LABORATORIES, LLC		1	3	75%	4
MEDEXPRESS URGENT CARE- ALLISON PARK		2	2	50%	4
CULLMAN REGIONAL MEDICAL CENTER		3	1	25%	4
ASCENSION ST VINCENT'S MEDICAL CENTER		3	1	25%	4
CVS MO4850POCT SPRINGFIELD		4			4
CVS OH4499POCT LYNDHURST		2	2	50%	4
WELLMED AT APOLLO BEACH BLVD		2	2	50%	4
STANFORD HEALTH CARE ANATOMIC PATHOLOGY & CLINICAL LAB			4	100%	4
MEDAC AT PORTERS NECK			4	100%	4
ARCPPOINT LABS OF FORT LAUDERDALE, FL CENTRAL		1	3	75%	4
JFK INTERNAL MEDICINE FACULTY PRACTICE		2	2	50%	4
TANNER MEDICAL CENTER LABORATORY		3	1	25%	4
Kroger 125 - The Little Clinic Castle Rock		3	1	25%	4
BIOTEST PLASMA CENTER		4			4
ELIZABETH CITY HEALTH & REHABILITATION		4			4
AFTER HOURS PEDS			4	100%	4
SANFORD MOBILE LAB		1	3	75%	4

# COVID-19: testing by laboratory

Data through Apr 24, 2021 verified as of Apr 25, 2021 at 09:25 AM

Data in this report are provisional and subject to change.

The numbers in the table below represent the number of Florida and non-Florida residents for whom test results were received by the Department of Health. A person can be tested by more than one laboratory and can have both positive and negative results. **Therefore, the sum of the numbers in each column will be larger than the total number of people tested.**

Reporting lab	Inconclusive	Negative	Positive	Percent positive	Total
ADVENTHEALTH GORDON		4			4
BAYLOR ESOTERIC AND MOLECULAR LAB			4	100%	4
CVS OH2342POCT WEST CHESTER		3	1	25%	4
KENTUCKY CABINET FOR HEALTH AND FAMILY SERVICES			4	100%	4
APC PEDIATRICS			4	100%	4
ST JOHN'S RIVERSIDE HOSPITAL		3	1	25%	4
Oak Creek Terrace		4			4
FLORIDA HEALTH CARE PLANS STIRLING CENTER			4	100%	4
CVS PA1193POCT JENKINTOWN		4			4
DEACONESS HOSPITAL			4	100%	4
BETHESDA HOSPITAL WEST BLOOD GAS LAB			4	100%	4
MEDEXPRESS URGENT CARE - TEAYS VALLEY		3	1	25%	4
MINUTECLINIC DIAG OF IND, LLC #6472		4			4
MEDEXPRESS URGENT CARE NORWIN		4			4
BAPTIST HOSPITAL NURSING/PATIENT CARE			4	100%	4
OPTUM OF RED ROAD		4			4
MEDICAL CENTER ENTERPRISE			4	100%	4
REFUGE A HEALING PLACE, THE			4	100%	4
ST JOSEPHS BEHAVIORAL HEALTH CENTER			4	100%	4
ANY LAB TEST FAST CORP		3	1	25%	4
SOUTH FLORIDA PEDIATRIC PARTNERS			4	100%	4
THE OASIS ALF		4			4
PLAINVIEW PRIMARY CARE		4			4
WOMEN'S CARE FLORIDA, LLC		4			4
DERMATOLOGY SPECIALISTS OF FL - DR. JON WARD			4	100%	4
State Lab Unspecifd			4	100%	4
REHABILITATION CENTER OF WINTER PARK,THE			4	100%	4
MINUTECLINIC DIAGNOSTIC MED GRP OF ORA		3	1	25%	4
ACCENT PHYSICIAN SPECIALISTS PA		4			4
CVS OH4300POCT STRONGSVILLE		4			4
BRENTWOOD SENIOR LIVING AT ST PETE			4	100%	4
UVA HEALTH SYSTEM MEDICAL LABORATORIES			4	100%	4
CVS MA2297677CV BOSTON		4			4
FCHC (OB)-DARWIN SQUARE CTR.			4	100%	4
COOK HOSPITAL AND CARE CENTER		3	1	25%	4
BARTON MEMORIAL HOSPITAL		3	1	25%	4
CLINICAL CARE CENTER, INC			4	100%	4
REGIONAL MEDICAL LAB			4	100%	4
PANCARE HEALTH - PONCE DE LEON			4	100%	4
BETHPAGE MEDICAL PLLC		4			4
Kroger 339 - The Little Clinic Highlands - Bardstown Road		4			4
STONE CLINICAL LABORATORIES OF FL LLC		4			4
ENCOMPASS HOME HEALTH		4			4
CVS MO5655POCT LIBERTY		1	3	75%	4
LB Broen Home		4			4
BLACK STALLION WALK IN AND EXERCISE CLINICS LLC		1	3	75%	4
ACHN CLINIC			4	100%	4

# COVID-19: testing by laboratory

Data through Apr 24, 2021 verified as of Apr 25, 2021 at 09:25 AM

Data in this report are provisional and subject to change.

The numbers in the table below represent the number of Florida and non-Florida residents for whom test results were received by the Department of Health. A person can be tested by more than one laboratory and can have both positive and negative results. **Therefore, the sum of the numbers in each column will be larger than the total number of people tested.**

Reporting lab	Inconclusive	Negative	Positive	Percent positive	Total
RIVER CITY MEDICAL ASSOCIATES INC			4	100%	4
CVS MN6811POCT PLYMOUTH		4			4
MINUTECLINIC LLC #5010		3	1	25%	4
MEDEXPRESS URGENT CARE- FORT WORTH N T		4			4
Willowbrooke Court at Country House		4			4
CVS NH2257POCT MANCHESTER		4			4
UNIVERSITY OF WASHINGTON MEDICAL CENTER (UWMC) EMERGENCY DEPT.			4	100%	4
URGENT TEAM MANAGEMENT OF TENNESSEE, L		3	1	25%	4
FISHERMEN'S HOSPITAL			4	100%	4
LAKESIDE HOSPITAL BELLE GLADE			4	100%	4
GERALD CHAMPION REGIONAL MEDICAL CENTE		4			4
MARK HOANG MD PA			4	100%	4
MEDEXPRESS URGENT CARE CHICOPEE		3	1	25%	4
PATIENT FIRST - ALLENTOWN			4	100%	4
TARPON SPRINGS PEDIATRICS, LLC			4	100%	4
JUPITER INTERNAL MEDICINE AND ASSOCIATES			4	100%	4
FLORIDA HOSPITAL PHYSICIANS GROUP		1	3	75%	4
COMMUNITY HEALTH CENTERS INC			4	100%	4
ASCENDI HOME HEALTH AGENCY INC			4	100%	4
MEDEXPRESS URGENT CARE - KOKOMO		4			4
FLORIDA MEDICAL CENTER		1	3	75%	4
FLORIDA DEPARTMENT OF HEALTH (FDOH)		2	2	50%	4
Crowne Health Care of Montgomery		4			4
Georgiana Health and Rehabilitation, LLC		4			4
DEPARTMENT OF HEALTH/ NEW YORK			4	100%	4
EAST TENNESSEE CHILDREN'S HOSPITAL		3	1	25%	4
Loretto Health and Rehabilitation Center		4			4
HEALTH EXPRESS URGENT CARE		2	2	50%	4
PARKWAY DRUGS OF ONEIDA COUNTY NORTH I		3	1	25%	4
MD ANDERSON			4	100%	4
MEDFIRST URGENT CARE			4	100%	4
ENGLE CENTER FOR HEALTH SERVICES		4			4
CVS TX8387POCT AUSTIN		4			4
COLONIAL MEDICAL CENTER-EAST ORLANDO			4	100%	4
AIRCARE INTERNATIONAL		4			4
MD NOW URGENT CARE - DELRAY WEST			4	100%	4
Kennedy University Hospital -Wash Twp L		4			4
Chestnut Park Rehabilitation and Nursing Center		4			4
ManorCare Health Services Camp Hill		4			4
SOUTHEAST GEORGIA HEALTH SERVICES, LLC		4			4
DYNACARE LABORATORIES			4	100%	4
15 TO KNOW			4	100%	4
CVS PA10825POCT PLYMOUTH MEETING		4			4
JERSEY IRISH MEDICAL (DBA AFC URGENT C		3	1	25%	4
Marian Manor, Inc		4			4
BAYSTATE MEDICAL CENTER		2	2	50%	4
ELEVATION DIAGNOSTICS		4			4



# COVID-19: testing by laboratory

Data through Apr 24, 2021 verified as of Apr 25, 2021 at 09:25 AM

Data in this report are provisional and subject to change.

The numbers in the table below represent the number of Florida and non-Florida residents for whom test results were received by the Department of Health. A person can be tested by more than one laboratory and can have both positive and negative results. **Therefore, the sum of the numbers in each column will be larger than the total number of people tested.**

Reporting lab	Inconclusive	Negative	Positive	Percent positive	Total
CVS AZ5026POCT MESA		4			4
LEESBURG REGIONAL MEDICAL CENTER URGENT CARE			4	100%	4
ADVENTHEALTH NEW SMYRNA BEACH COMMUNITY HEALTH			4	100%	4
DEVANSH LAB WERKS		1	3	75%	4
NYC PUBLIC HEALTH LABS			4	100%	4
DEPARTMENT OF HEALTH AND HUMAN SERVICES		2	2	50%	4
CULLMAN REGIONAL URGENT CARE		3	1	25%	4
CANDLER HOSPITAL PATHOLOGY LABORATORY		2	2	50%	4
CREATIVE PHARMACY SOLUTIONS EAST		4			4
MIDDLETON PEDIATRICS			4	100%	4
CROSSROADS URGENT CARE PLLC		4			4
COVENIENT CARE MEDICAL CLINIC			4	100%	4
CONSULATE HEATH CARE AT WEST ALTAMONTE			4	100%	4
MEADOWS AT CYPRESS GARDENS, THE		3	1	25%	4
HARBOUR ISLAND PEDIATRICS LLC			4	100%	4
HOUSTON METHODIST HOSPITAL			3	100%	3
SSM HEALTH ST LOUIS MICROBIOLOGY LABORATORY		1	2	67%	3
GENDERXPRESS/PICTURE ME PERFECT IMAGING			3	100%	3
PREMIER FAMILY AND SPORTS MEDICINE		2	1	33%	3
HARRINGTON PARK HEALTH AND REHAB		3			3
DOCTOR 4 U CLINIC		1	2	67%	3
HARBOUR'S EDGE		2	1	33%	3
UC CORAL GABLES		1	2	67%	3
CAPTIAL REGIONAL MEDICAL CENTER			3	100%	3
FELICIDAD MEDICAL CENTER INC			3	100%	3
SCIENTIFIC LABORATORY DIVISION			3	100%	3
Wilkes-Barre VAMC		3			3
MANORCARE NURSING & REHABILITATION CENTER-NAPLES		3			3
BROOKDALE SENIOR LIVING			3	100%	3
CVS MA920POCT CLINTON		3			3
LAB PLUS, LLC AT ASCENSION SAINT THOMA		3			3
BAPTIST PRIMARY CARE FERNANDINA BEACH			3	100%	3
KISSIMMEE URGENT CARE		3			3
US SPECIALTY LABS			3	100%	3
UNITY HEALTH AND REHABILITATION CENTER			3	100%	3
GINKGO-IXLAYER		3			3
SOLERA SPECIALTY PHARMACY LLC		2	1	33%	3
MINUTECLINIC DIAG OF IND, LLC #5369		2	1	33%	3
CHEROKEE COUNTY HEALTH AND REHAB CENTER		3			3
CVS CT288POCT BRISTOL		2	1	33%	3
ISLAND NURSING HOME		2	1	33%	3
WEST TN HEALTH MED NORTH		3			3
APEX CLINICAL LABORATORIES INC		3			3
Cleveland Clinic Weston			3	100%	3
ORCHID COVE DAYTONA			3	100%	3
WALGREENS #05477		3			3
OMNI HEALTHCARE INC		1	2	67%	3

# COVID-19: testing by laboratory

Data through Apr 24, 2021 verified as of Apr 25, 2021 at 09:25 AM

Data in this report are provisional and subject to change.

The numbers in the table below represent the number of Florida and non-Florida residents for whom test results were received by the Department of Health. A person can be tested by more than one laboratory and can have both positive and negative results. **Therefore, the sum of the numbers in each column will be larger than the total number of people tested.**

Reporting lab	Inconclusive	Negative	Positive	Percent positive	Total
UHEALTH JACKSON URGENT CARE - CUTLER BAY		1	2	67%	3
CARECENTER PHARMACY, LLC		3			3
Village on the Green			3	100%	3
PANCARE HEALTH - FRANKLIN CO			3	100%	3
EASTERN NEW MEXICO MEDICAL CENTER		3			3
TUFTS MEDICAL CENTER			3	100%	3
PUBLIC HEALTH TRUST OF MIAMI DADE COUNTY			3	100%	3
Kroger 627 - The Little Clinic Castleberry		2	1	33%	3
HEALTH SENTRY			3	100%	3
Kroger 758 - The Little Clinic Providence		3			3
MEDEXPRESS URGENT CARE - TOTOWA		3			3
MEMORIAL HERMANN			3	100%	3
MYKIDZMD PEDIATRICS PLLC		3			3
CLINICAL CARE ASSOCIATES, INC			3	100%	3
ADVENTHEALTH SEBRING- INFECTION CONTROL DEPARTMENT			3	100%	3
Magnolia Health and Rehab Center			3	100%	3
CVS IL2798POCT CHICAGO		1	2	67%	3
CVS CA9858POCT SANTA CLARITA		3			3
GRASSY SPRAIN PHARMACY INC		3			3
WALGREENS #07502		3			3
CENTRAL FL INTERNAL MEDICINE ASSOCIATES LLC		3			3
C19 LABS			3	100%	3
MINUTECLINIC DIAGNOSTIC OF OHIO #6192		3			3
OPP HEALTH AND REHABILITATION		3			3
EASTMAN HEALTHCARE & REHAB		3			3
Good Samaritan Society - Fairfield Glade		3			3
MINUTECLINIC DIAGNOSTIC, PA		3			3
CVS CA9497POCT IRVINE		3			3
MEDEXPRESS URGENT CARE-CHIPPEWA		2	1	33%	3
ORLANDO AIRPORT DIALYSIS		3			3
ADVENTHEALTH WATERMAN COMMUNITY CLINIC			3	100%	3
MEDIC INFUSION PA		3			3
CAREHERE LLC			3	100%	3
LAURELLWOOD NURSING CENTER		1	2	67%	3
MEDEXPRESS URGENT CARE, HANOVER		2	1	33%	3
CARENOW-ATASCOCITA			3	100%	3
NORTH NAPLES HOSPITAL RESPIRATORY THERAPY DEPARTMENT			3	100%	3
ST. LUKE'S HOSPITAL - BETHLEHEM CAMPUS		1	2	67%	3
THE OASIS BEACHSIDE		3			3
INTERNAL MEDICINE AND WOUND CARE SPECIALIST LLC		3			3
LPG PEDIATRICS AT LEHIGH ACRES		2	1	33%	3
NATIONAL JEWISH HEALTH			3	100%	3
MONTANA PUBLIC HEALTH LAB			3	100%	3
COMMUNITY MEDICAL CENTER			3	100%	3
SCHIFF CENTER FOR LIVER DISEASES		1	2	67%	3
CVS RI326POCT NORTH SMITHFIELD		3			3
MEDEXPRESS URGENT CARE-VINLAND SOUTH		2	1	33%	3

# COVID-19: testing by laboratory

Data through Apr 24, 2021 verified as of Apr 25, 2021 at 09:25 AM

Data in this report are provisional and subject to change.

The numbers in the table below represent the number of Florida and non-Florida residents for whom test results were received by the Department of Health. A person can be tested by more than one laboratory and can have both positive and negative results. **Therefore, the sum of the numbers in each column will be larger than the total number of people tested.**

Reporting lab	Inconclusive	Negative	Positive	Percent positive	Total
CVS PA7132POCT THORNDALE		3			3
VA PRIMARY CARE ANNEX			3	100%	3
HOMELAND CENTER		3			3
HARBORCHASE OF GAINESVILLE			3	100%	3
WINDERMERE PEDIATRICS			3	100%	3
MEDEXPRESS URGENT CARE, BELLE VERNON		3			3
LEXINGTON MEDICAL CENTER		1	2	67%	3
NEBRASKA MEDICAL CENTER			3	100%	3
SUN TERRACE HEALTH CARE CENTER			3	100%	3
HILLVIEW LABORATORY			3	100%	3
OHIO HEALTH DOCTORS HOSPITAL			3	100%	3
NEWCARE PRIMARY MEDICINE			3	100%	3
CORMEUM LAB SERVICES, LLC			3	100%	3
CVS CA9103POCT ESCONDIDO		3			3
BAPTIST HEALTH SURGERY CENTER AT NORTHPOINT			3	100%	3
DASCENA LAB			3	100%	3
ADVANCE FAMILY PRACTICE LLC			3	100%	3
CUMBERLAND MEDICAL CENTER INC		3			3
Mitchell Hollingsworth Nursing and Rehab		3			3
CARESPOT-WELLINGTON			3	100%	3
SKIPPACK MEDICAL LAB			3	100%	3
HOCHBERG LOWER SCHOOL		3			3
PLANT CITY FAMILY CARE		3			3
CATSKILL REGIONAL MEDICAL CENTER		3			3
MINUTECLINIC DIAGNOSTIC PA #3344		3			3
HELIX URGENT CARE			3	100%	3
PENINSULA REGIONAL MED CTR LAB			3	100%	3
CROSSVILLE MEDICAL GROUP		1	2	67%	3
OLEAN GENERAL HOSPITAL		3			3
MEDEXPRESS URGENT CARE - CEDAR KNOLLS		3			3
PREMIER MOBILE HEALTH SERVICES, LLC		1	2	67%	3
HUMC		1	2	67%	3
OPTUM PRIMARY CARE - SILVER LAKES			3	100%	3
WILLIAM S MIDDLETON MEMORIAL VET HOSP		3			3
BASCOM PALMER EYE INSTITUTE			3	100%	3
PREMIER CLINICAL RESEARCH INSTITUTE INC			3	100%	3
HOLY CITY MED URGENT CARE			3	100%	3
CVS NJ2508POCT MANALAPAN		3			3
LEESBURG COMMUNITY HEALTH CENTERS			3	100%	3
PIEDMONT ROCKDALE HOSPITAL		2	1	33%	3
CHILDREN'S HEALTHCARE OF ATLANTA AT EG		3			3
MINUTECLINIC, LLC #05814		3			3
HOPE HEALTH CARE, LLC		3			3
SANIBEL MEDICAL CLINIC		1	2	67%	3
CVS IL8753POCT CHICAGO		3			3
CVS IL2788POCT BUFFALO GROVE		3			3
MARION OAKS ASSISTED LIVING		3			3

# COVID-19: testing by laboratory

Data through Apr 24, 2021 verified as of Apr 25, 2021 at 09:25 AM

Data in this report are provisional and subject to change.

The numbers in the table below represent the number of Florida and non-Florida residents for whom test results were received by the Department of Health. A person can be tested by more than one laboratory and can have both positive and negative results. **Therefore, the sum of the numbers in each column will be larger than the total number of people tested.**

Reporting lab	Inconclusive	Negative	Positive	Percent positive	Total
LUCID LABORATORY SERVICES		3			3
NEW GEN LABS			3	100%	3
OPENTRONS PRL		2	1	33%	3
EVENING PEDIATRICS INC		1	2	67%	3
Manor Care-Kingston Court of York PA, LLC		3			3
WEILL CORNELL MEDICAL ASSOCIATES - EAST SIDE		3			3
VIRTUA MEMORIAL HOSPITAL BURLINGTON COUNTY		1	2	67%	3
Gracemore Nursing and Rehab		3			3
LEGACY ER AND URGENT CARE			3	100%	3
Kroger 093 - The Little Clinic Stapleton		2	1	33%	3
MEDEXPRESS - WILMINGTON KIRKWOOD HIGHWAY		2	1	33%	3
CVS TN7144POCT BARTLETT		3			3
BROOKDALE OAKBRIDGE		1	2	67%	3
MARRA'S PHARMACY		3			3
CVS NV2989POCT NORTH LAS VEGAS		2	1	33%	3
CVS OH3329POCT LAKEWOOD		3			3
EAST NAPLES PEDIATRICS			3	100%	3
HELGEMO & LIOU PEDIATRICS			3	100%	3
Hackensack Univ Medical Center At Pasc		2	1	33%	3
TRUE HEALTH – LAKE UNDERHILL		3			3
PARKLAND HEALTH & HOSPITAL			3	100%	3
ACCESS HEALTH CARE		2	1	33%	3
AUGUSTA UNIVERISTY MEDICAL CENTER			3	100%	3
CVS KY2332POCT GEORGETOWN		2	1	33%	3
MAYO CLINIC BEACHES PRIMARY CARE CTR		3			3
NORTHEAST FLORIDA INTERNAL MEDICINE PA		3			3
CVS IL4778POCT EVANSTON		3			3
EASTSIDE MEDICAL CENTER		3			3
HAMILTON MEDICAL CENTER LABORATORY		1	2	67%	3
NORTHCREST MEDICAL CENTER		1	2	67%	3
SOUTHEAST GEORGIA HEALTH SYSTEM BRUNS		3			3
ROYAL PALM RETIREMENT CENTRE		3			3
BAYSHORE MEDICAL CENTER LABORATORY		3			3
MID-FLORIDA PATHOLOGY LLC - MOBILE UNIT # 3		1	2	67%	3
JACKSONVILLE VA OPC			3	100%	3
SIGNATURE CARE PFLUGERVILLE			3	100%	3
ESCO DRUG CO INC		3			3
Glenis Dr VA Outpatient Clinic		2	1	33%	3
Kroger 388 - The Little Clinic Braelinn Village		3			3
ADRIANA M CASTRO MD PA		3			3
CVS MA969POCT PALMER		3			3
MEDEXPRESS URGENT CARE-BLOOMFIELD AVEN		2	1	33%	3
Concordia Village of Tampa			3	100%	3
FAMILY FIRST PEDIATRICS			3	100%	3
HELIX LW UC		1	2	67%	3
SAVANNAH COVE		3			3
SERENADES BY SONATA		1	2	67%	3

# COVID-19: testing by laboratory

Data through Apr 24, 2021 verified as of Apr 25, 2021 at 09:25 AM

Data in this report are provisional and subject to change.

The numbers in the table below represent the number of Florida and non-Florida residents for whom test results were received by the Department of Health. A person can be tested by more than one laboratory and can have both positive and negative results. **Therefore, the sum of the numbers in each column will be larger than the total number of people tested.**

Reporting lab	Inconclusive	Negative	Positive	Percent positive	Total
CVS MN663POCT APPLE VALLEY		2	1	33%	3
BROOME COUNTY HEALTH DEPARTMENT		2	1	33%	3
FOUR WINDS BEHAVIORAL HEALTH		3			3
PRIMARY CARE CENTER OF LAKE CITY, THE			3	100%	3
RIGHT AT HOME			3	100%	3
VICAR'S LANDING NURSING HOME		2	1	33%	3
ADVENT HEALTH MEDICAL GROUP FAMILY MEDICINE			3	100%	3
THE CENTER FOR DISCOVERY		3			3
IPSUM DIAGNOSTICS LLC		3			3
SURETOX LABORATORY LLC		2	1	33%	3
CVS MI8091POCT FRASER		2	1	33%	3
BOSTON MEDICAL CENTER			3	100%	3
CVS SC2497POCT LEXINGTON		3			3
THE PATHOLOGY LABORATORY		1	2	67%	3
MEDEXPRESS URGENT CARE - ANDERSON		3			3
Walgreens #5984		3			3
CVS MO5727POCT PLATTE CITY		3			3
MEMORIAL HEALTH UNIVERSITY MEDICAL CENTER			3	100%	3
MEDEXPRESS URGENT CARE - ROCKAWAY		3			3
CVS IL2297144CV CHICAGO		3			3
CVS CA9485POCT MISSION VIEJO		3			3
CENTRAL DUPAGE HOSPITAL			3	100%	3
FREDERICK MEMORIAL HOSPITAL			3	100%	3
YATES COUNTY PUBLIC HEALTH		3			3
CVS IN6608POCT NEW PALESTINE		1	2	67%	3
STARLING AT SAN JOSE			3	100%	3
MEDEXPRESS URGENT CARE - LAWRENCE		3			3
VA OUTPATIENT CLINIC-NEW PORT RICHEY			3	100%	3
ALOHA HOME CARE LLC DBA ACCENTCARE HOME HEALTH OF		3			3
RAPID CITY RUGENT CARE			3	100%	3
EVERGREEN WOODS HEALTH & REHAB CENTER		2	1	33%	3
NORTHWELL HEALTH			3	100%	3
IOWA DEPARTMENT OF PUBLIC HEALTH			3	100%	3
SHANDS AT LAKE SHORE LAB		1	2	67%	3
HAMILTON COUNTY HEALTH DEPARTMENT		3			3
MEDEXPRESS URGENT CARE - RICHMOND, W BROAD ST		3			3
CVS AZ7075POCT CHANDLER		3			3
Overton Brooks VAMC		3			3
YORK HOSPITAL - LABORATORY			3	100%	3
FRESENIUS KIDNEY CARE			3	100%	3
RENE F CEDENO DMD PA		3			3
RAJ K PAI MD PA			3	100%	3
CVS TX7156POCT RICHARDSON		3			3
PHOEBE SUMTER MEDICAL CENTER LABORATORY		2	1	33%	3
ADVICE FOR OPTIMAL WELLNESS, INC			3	100%	3
ADVANCED MEDICAL RESEARCH CENTER LLC			3	100%	3
MEDEXPRESS URGENT CARE-WILKINS TOWNSHIP, WILLIAM PENN HIGHWAY		3			3



# COVID-19: testing by laboratory

Data through Apr 24, 2021 verified as of Apr 25, 2021 at 09:25 AM

Data in this report are provisional and subject to change.

The numbers in the table below represent the number of Florida and non-Florida residents for whom test results were received by the Department of Health. A person can be tested by more than one laboratory and can have both positive and negative results. **Therefore, the sum of the numbers in each column will be larger than the total number of people tested.**

Reporting lab	Inconclusive	Negative	Positive	Percent positive	Total
BARONESS ERLANGER HOSPITAL		3			3
Maryfield Inc. dba Pennybyrn		3			3
BLACKWATER RIVER			3	100%	3
AVANTE INVERNESS		1	2	67%	3
Westside Terrace		3			3
Glenview Terrace Nursing Center		3			3
CVS MINUTE CLINIC		1	2	67%	3
COMMUNICABLE DISEASE CONTROL/PUBLIC HEALTH EMERGENCY PREPAREDNESS			3	100%	3
CVS M08555POCT KANSAS CITY		3			3
PROPATH			3	100%	3
CGH MEDICAL CENTER			3	100%	3
WAL-MART STORES EAST LP		2	1	33%	3
CVS NM7242POCT ALBUQUERQUE		3			3
CVS PA7611POCT ALLISON PARK		3			3
MARIANNA CBOC		3			3
FLORIDA HOSPITAL LABORATORIES		3			3
CRISP REGIONAL HOSPITAL		3			3
NOVA SOUTHEASTERN UNIVERSITY		2	1	33%	3
BNC Medical Investors, LLC Berrien Nursing & Rehabilitation Center		3			3
HEALTH AND WELLNESS URGENT CARE LLC			3	100%	3
NORTHERN LIGHT LABORATORY		1	2	67%	3
THE DOCTORS OFFICE OF BRICK, LLC		3			3
ATLANTIS OUTPATIENT CENTER		3			3
FLORIDA GASTROENTEROLOGY ASSOCIATES PA		3			3
PEACE OF MIND REHAB CENTER		3			3
COVENANT PEDIATRICS		1	2	67%	3
WOODMARK AT UPTOWN ASSISTED LIVING		3			3
ADVENTHEALTH MEDICAL GROUP PEDIATRICS AT APOPKA		3			3
MEDEXPRESS URGENT CARE - HADLEY		3			3
AFFORDABLE PRIMARY CARE LLC		3			3
MEDICAL SERVICES OF AMERICA HOME HEALTH		3			3
CONCENTRA - ORLANDO SOUTH II		3			3
VELOCITY CARE			3	100%	3
WALGREENS #11329		3			3
CABELL HUNTINGTON HOSPITAL CLINICAL LAB			3	100%	3
ROANE MEDICAL CENTER		2	1	33%	3
ACCESS 365 URGENT CARE LLC		1	2	67%	3
FAST PACE URGENT CARE			3	100%	3
LINCOLN MEDICAL CENTER		3			3
WALGREENS NO 19542		3			3
NEMOURS CHILDRENS PRIMARY CARE MAITLAND			3	100%	3
UNIVERSITY URGENT CARE			3	100%	3
MEDFUSION		2	1	33%	3
QUEST DIAGNOSTICS INCORPORATED	1		2	67%	3
MINUTECLINIC DIAGNOSTIC OF NEW MEXICO LLC #7552		3			3
NORTH BROWARD HOSPITAL DISTRICT HEALTHCARE FOR THE HOMELESS			3	100%	3
CVS PA2687POCT EXTON		3			3

# COVID-19: testing by laboratory

Data through Apr 24, 2021 verified as of Apr 25, 2021 at 09:25 AM

Data in this report are provisional and subject to change.

The numbers in the table below represent the number of Florida and non-Florida residents for whom test results were received by the Department of Health. A person can be tested by more than one laboratory and can have both positive and negative results. **Therefore, the sum of the numbers in each column will be larger than the total number of people tested.**

Reporting lab	Inconclusive	Negative	Positive	Percent positive	Total
SUPER HEALTH PHARMACY LLC		3			3
LRHS Florida Poly Tech		3			3
SAN JUAN REGIONAL MEDICAL CENTER		3			3
DOUGLASVILLE NURSING AND REHABILITATIO		3			3
NEXTCARE WYOMING LLC			3	100%	3
PATHOLOGY REFERENCE LAB LLC			3	100%	3
Englewood Health and Rehab			3	100%	3
Bainbridge Health and Rehab		3			3
SOFTLAB			3	100%	3
Medilodge of Alpena		3			3
BOONES CREEK URGENT CARE		1	2	67%	3
CVS AZ33POCT TEMPE		3			3
EXPRESSCARE URGENT CARE CENTER			3	100%	3
SOUTH LAKE FAMILY HEALTH CENTER			3	100%	3
St. Josephs Hospital		1	2	67%	3
MED FUSION			3	100%	3
CCRX OF NORTH CAROLINA, LLC		2	1	33%	3
MEDEXPRESS URGENT CARE - TOPEKA, SW WANAMAKER RD		3			3
HELIX BIOMEDICS LLC			3	100%	3
ERIE COUNTY PUBLIC HEALTH CLINICAL		3			3
EMERALD TRACE		3			3
BOLING, STEPHANIE		3			3
ASANTE THREE RIVERS MEDICAL CENTER LAB		3			3
MEDEXPRESS URGENT CARE - JEANNETTE		3			3
AVALON MEDICAL GROUP		1	2	67%	3
CVS NJ1927POCT GREEN BROOK		3			3
GULF COAST IMMEDIATE CARE CENTER		1	2	67%	3
WELLMED AT SOUTH STUART		2	1	33%	3
MEDEXPRESS URGENT CARE - NORTH LITTLE		2	1	33%	3
PRISMA HEALTH MIDLANDS			3	100%	3
MT CARMEL PHARMACY INC		3			3
MCGUFFEY HEALTH CARE CENTER INC		3			3
CORTLAND COUNTY HEALTH DEPARTMENT		3			3
FLAGLER FAMILY MEDICINE PA			3	100%	3
PHYSICIANS MEDICAL CENTER		3			3
CALLE OCHO DIALYSIS			3	100%	3
MEDICAL CITY DALLAS HOSPITAL			3	100%	3
Kings County Hospital Center			3	100%	3
ASPEN VALLEY HOSPITAL			3	100%	3
INTERNAL MEDICINE & PEDIATRICS WELLNESS CENTER			3	100%	3
CANOPY AT HARPER LAKE, THE			3	100%	3
MEDEXPRESS URGENT CARE - CHERRY HILL		3			3
PROMPT CARE OF CENTRAL FLORIDA LLC			3	100%	3
MEDEXPRESS URGENT CARE, HERMITAGE		1	2	67%	3
Domiciliary Rehab & Residential Treatment Program		3			3
MEDICAL CENTER OF THE ROCKIES			3	100%	3
TIFTON CARECONNECT URGENT CARE			3	100%	3

# COVID-19: testing by laboratory

Data through Apr 24, 2021 verified as of Apr 25, 2021 at 09:25 AM

Data in this report are provisional and subject to change.

The numbers in the table below represent the number of Florida and non-Florida residents for whom test results were received by the Department of Health. A person can be tested by more than one laboratory and can have both positive and negative results. **Therefore, the sum of the numbers in each column will be larger than the total number of people tested.**

Reporting lab	Inconclusive	Negative	Positive	Percent positive	Total
GONZALEZ MD AND ASWAD MD HEALTH SERVICES			3	100%	3
GEISINGER COMMUNITY MEDICAL CENTER			3	100%	3
TAYLOR MANOR		1	2	67%	3
LAHEY CLINIC MEDICAL CENTER			3	100%	3
FAMILY TREE MEDICAL GROUP PA		2	1	33%	3
Orchid Cove at Naples			3	100%	3
OLYMPUS HEALTH AND PERFORMANCE			3	100%	3
Kroger 448 - The Little Clinic Mason		3			3
CVS NC2749POCT CONCORD		3			3
AFC URGENT CARE/FARRAGUT			3	100%	3
MINUTECLINIC DIAGNOSTIC OF WISCONSIN,		3			3
COASTAL SKIN SURGERY AND DERMATOLOGY PL		3			3
LIFE CARE CENTER OF SKAGIT VALLEY		3			3
RANDOLPH COUNTY HEALTH & REHABILITATIO		3			3
ADVANCED URGENT CARE CENTER OF THE UPPER KEYS		1	2	67%	3
GROVES CENTER			3	100%	3
BETHESDA HOSPITAL EAST BLOOD GAS LAB			3	100%	3
KIDSVILLE PEDIATRICS IV PA		1	2	67%	3
CVS TX7151POCT HUMBLE		2	1	33%	3
NORTH DAKOTA DEPT OF HEALTH MICROBIOLOGY		1	2	67%	3
CVS NC4169POCT FAYETTEVILLE		3			3
FULGENT GENETICS HOUSTON		3			3
CVS MO10151POCT SPRINGFIELD		2	1	33%	3
HEALTH FIRST MEDICAL GROUP			3	100%	3
NORTH SHORE HOSP. INFECTION CONTROL			3	100%	3
GYN PATH SERVICES			3	100%	3
F W HUSTON MEDICAL CENTER SENIOR LIVIN		3			3
WEST COCOA PHARMACY			3	100%	3
FLORIDA MEDICAL ASSOCIATES		3			3
LOCH HAVEN PEDIATRICS			3	100%	3
THOMAS LANGLEY			3	100%	3
MC DIAGNOSTIC OF CONNECTICUT, PC #252		2	1	33%	3
ALLEGHENY GENERAL HOSPITAL			3	100%	3
INTERCOASTAL FAMILY PRATICE		1	2	67%	3
Kroger 522 - The Little Clinic Gahanna		2	1	33%	3
NORTHWEST FLORIDA CLINICAL LAB		1	2	67%	3
SINAI POST ACUTE NURSING AND REHAB CE		3			3
GREENTREE MEDICAL CENTER			3	100%	3
CVS OK6225POCT EDMOND		3			3
Kroger 635 - The Little Clinic Dacula		3			3
CVS OH2381POCT LEWIS CENTER		3			3
Broadview Multi-Care Center		3			3
NORTH CAROLINA DEPT OF HEALTH & HUMAN SRVCS STATE LAB OF PUBLIC HEALTH			3	100%	3
EFFINGHAM HOSP, INC, DBA EFFINGHAM HEALTH		3			3
MEDEXPRESS-HOUSTON EAST FWY		1	2	67%	3
COMMUNITY HEALTH CENTERS OF PINELLAS, INC		1	2	67%	3
BROADWAY HEALTH FLORIDA MEDICAL CLINIC URGENT CARE			3	100%	3

# COVID-19: testing by laboratory

Data through Apr 24, 2021 verified as of Apr 25, 2021 at 09:25 AM

Data in this report are provisional and subject to change.

The numbers in the table below represent the number of Florida and non-Florida residents for whom test results were received by the Department of Health. A person can be tested by more than one laboratory and can have both positive and negative results. **Therefore, the sum of the numbers in each column will be larger than the total number of people tested.**

Reporting lab	Inconclusive	Negative	Positive	Percent positive	Total
CVS NC7548POCT FUQUAY VARINA		2	1	33%	3
CVS MA1006POCT BROCKTON		3			3
Michael J Crescenz VA Outpatient Dialysis Center		3			3
Medilodge of Montrose		3			3
CARTERSVILLE MEDICAL CENTER		1	2	67%	3
Huntington Health Care and Rehabilitation Center		3			3
AKRON GENERAL MEDICAL CENTER MAIN		3			3
LIFEGUARD AMBULANCE SERVICE LLC - BAY COUNTY			3	100%	3
NC STATE LABORATORY OF PUBLIC HEALTH		3			3
Florida Baptist Retirement Center		1	2	67%	3
CVS CA9145POCT SANTEE		2	1	33%	3
LEE MEMORIAL HOSPITAL BLOOD GAS LAB			3	100%	3
CVS CA9492POCT YORBA LINDA		3			3
UNIVERSITY OF MARYLAND MEDICAL CENTER			3	100%	3
CLARA MAASS TRANSITIONAL CARE UNIT		3			3
PINELLAS PARK HEALTH CENTER - PINELLAS CHD		1	2	67%	3
WALGREENS # 09788		3			3
FLORIDA LABORATORY ANALYSIS, LLC			3	100%	3
PINELLAS CHD - CLEARWATER		2	1	33%	3
CVS TX2876POCT PROSPER		3			3
MINUTECLINIC DIAGNOSTIC OF PA LLC		3			3
LEE CONVENIENT CARE AT SUMMERLIN			3	100%	3
Greystone Health Care Center		3			3
ST. PETERSBURG PEDIATRICS- 38TH AVENUE			3	100%	3
MARYLAND STATE DEPT OF HEALTH	2		1	33%	3
CORNERSTONE DRUG AND GIFT INC		3			3
OCEAN MEDICAL CENTER		2	1	33%	3
QUALITY LABORATORY SERVICE		2	1	33%	3
MINUTECLINIC DIAGNOSTIC OF TEXAS, LLC #7435		2	1	33%	3
INSPIRA MEDICAL CENTER VINELAND LAB		2	1	33%	3
OHIO DEPARTMENT OF HEALTH LABORATORY		2	1	33%	3
MURFREESBORO MEDICAL CLINIC		3			3
PHYSICIANS CARE INC		1	2	67%	3
CLEARWATER		2	1	33%	3
CVS TX19POCT SPRING		3			3
AZALEALAND NURSING HOME		3			3
CVS SC5471POCT LEXINGTON		2	1	33%	3
SISD EMPLOYEE HEALTH CLINIC			3	100%	3
MID FLORIDA CLINICAL LABORATORY		2	1	33%	3
CVS GA5637POCT VILLA RICA		3			3
Kroger 592 - The Little Clinic Alexander Plaza		2	1	33%	3
VIRGINIA DEPARTMENT OF HEALTH DIVISION OF			3	100%	3
UNIVERSITY OF KANSAS MEDICAL CENTER			3	100%	3
MERCY HEALTH			3	100%	3
AMI ST FRANCIS HOSPITAL LABORATORY		2	1	33%	3
MARTIN MEDICAL CENTER INC		1	2	67%	3
AUSTIN PUBLIC HEALTH			3	100%	3

# COVID-19: testing by laboratory

Data through Apr 24, 2021 verified as of Apr 25, 2021 at 09:25 AM

Data in this report are provisional and subject to change.

The numbers in the table below represent the number of Florida and non-Florida residents for whom test results were received by the Department of Health. A person can be tested by more than one laboratory and can have both positive and negative results. **Therefore, the sum of the numbers in each column will be larger than the total number of people tested.**

Reporting lab	Inconclusive	Negative	Positive	Percent positive	Total
MINUTECLINIC DIAGNOSTIC OF VIRGINIA, LLC #392		3			3
TEMPUS_LABS			3	100%	3
CVS PA371POCT PHILADELPHIA		3			3
MANATEE URGENT CARE LLC			3	100%	3
NEWSTAR MEDICAL LABORATORIES		3			3
LITTLE SPURS PEDIATRIC URGENT CARE		1	2	67%	3
EXPEDIAN URGENT CARE			3	100%	3
MARYWOOD NURSING CARE CENTER		3			3
ALLIED PHYSICIANS GROUP PLLC		3			3
MIDWAY SPECIALTY CARE RX LLC		1	2	67%	3
MEDEXPRESS URGENT CARE-SALINA, S 9TH ST		3			3
MEDEXPRESS URGENT CARE - RUNNEMEDE		1	2	67%	3
NHC DICKSON		3			3
HARBORCHASE OF STUART			3	100%	3
PEDIATRICS AND ADOLESCENT MEDICINE		2	1	33%	3
WELLSTAR URGENT CARE SHALLOWFORD		1	2	67%	3
CAMPAZZI CONCIERGE MEDICAL SERVICES		2	1	33%	3
SEMINOLE FAMILY HEALTH CENTER		3			3
COOPER UNIVERSITY HOSPITAL LABORATORY		2	1	33%	3
Lebanon VAMC		2	1	33%	3
TAMPA INTERNATIONAL AIRPORT			3	100%	3
Granville Center	1	2			3
GARCIA MORALES NELSON			3	100%	3
BRADENTON PHYSICIAN MEDICAL CENTER			3	100%	3
The Good Shepherd		3			3
PEDIATRICS IN NORTH FLORIDA PA			3	100%	3
CENTURY LINK SPORTS COMPLEX			3	100%	3
BAPTIST PRIMARY CARE, INC.		2	1	33%	3
EDITH NOURSE ROGERS MEMORIAL VAMC		3			3
ALLIANCE LABS @LRMC			3	100%	3
HEALTH EXPRESS		3			3
NASSAU COUNTY HEALTH DEPARTMENT		3			3
QUEST DIAGNOSTICS CLINICAL LABORATORIES INC		2	1	33%	3
NEMOURS CHILDRENS PRIMARY CARE HORIZON WEST			3	100%	3
WYOMING DEPT OF HEALTH			3	100%	3
CVS CA9803POCT RIVERSIDE		3			3
UNIVERSITY HEALTH SERVICES RIVER CAMPUS		2	1	33%	3
BROOKDALE LAKE MARY			3	100%	3
WINDSOR AT OCALA		2	1	33%	3
WHOLE CHILD PEDIATRICS			3	100%	3
MARLBORO URGENT CARE		3			3
Fort Gaines Health and Rehab		3			3
FIRST CARE - MIDDLESBORO			3	100%	3
TRISTAR WELLNESS, LLC		3			3
ADVANCED PEDIATRICS			3	100%	3
BICKERTON, DAWN		3			3
Kroger 571 - The Little Clinic Hendersonville		1	2	67%	3



# COVID-19: testing by laboratory

Data through Apr 24, 2021 verified as of Apr 25, 2021 at 09:25 AM

Data in this report are provisional and subject to change.

The numbers in the table below represent the number of Florida and non-Florida residents for whom test results were received by the Department of Health. A person can be tested by more than one laboratory and can have both positive and negative results. **Therefore, the sum of the numbers in each column will be larger than the total number of people tested.**

Reporting lab	Inconclusive	Negative	Positive	Percent positive	Total
UHEALTH CORAL SPRINGS			3	100%	3
MEDEXPRESS URGENT CARE - VINELAND S MA		3			3
TERRACE OF ST CLOUD, THE		2	1	33%	3
CONCENTRA - PLANTATION		3			3
CVS NE8616POCT LINCOLN		1	2	67%	3
Grandview Health Care Center		3			3
MAYO		1	2	67%	3
ACCESS LABORATORIES LLC			3	100%	3
COL CROSSROAD		1	2	67%	3
CELEBRATION PRIMARY CARE ASSOCIATES LLC		3			3
CVS OH4359POCT HUDSON		3			3
JOJAN PHARMA INC		3			3
PROHEALTH PRIMARY CARE - GLEN OAKS		3			3
CVS PHARMACY INC DBA CVS/PHARMACY #10908		3			3
CVS MA1945POCT HANOVER		3			3
MINUTECLINIC, LLC #05891		2	1	33%	3
GREATER MOBILE URGENT CARE – SPRINGHILL			3	100%	3
CLINICA HISPANIA			3	100%	3
RIVERSIDE METHODIST HOSPITAL LAB			3	100%	3
SOUTH COUNTY MENTAL HEALTH CENTER INC			3	100%	3
Rosedale Green		3			3
EAST CORE LAB			3	100%	3
WALGREENS #10264		3			3
MEDICAL CENTER OF CENTRAL GEORGIA			3	100%	3
JOHN KNOX MANOR INC II		2	1	33%	3
BEEBE MEDICAL CENTER LABORATORY		3			3
CVS IN6605POCT INDIANAPOLIS		2	1	33%	3
Kroger 387 - The Little Clinic Hubbards Lane		3			3
CVS TX7675POCT RED OAK		1	2	67%	3
BAPTIST OUTPATIENT SERVICES			3	100%	3
NORTHSIDE HOSPITAL D/B/A ARTHRITIS		3			3
CVS AZ7263POCT PHOENIX		3			3
FAMILY CARE SPECIALISTS OF ORLANDO			3	100%	3
SPRING LAKE REHABILITATION CENTER			3	100%	3
MINUTECLINIC DIAGNOSTIC MEDICAL		3			3
CVS MA299POCT WORCESTER		3			3
FLORIDA MENTOR-POINT WEST CLUSTER		3			3
MEDEXPRESS URGENT CARE-CLOQUET		3			3
320 S TRANSIT ST		3			3
ANN STORCK CENTER INC		3			3
NEW YORK STATE DEPARTMENT OF HEALTH		1	2	67%	3
PRECIDENT FLORIDA		3			3
HALIFAX HEALTH CARE FOR WOMEN		3			3
SUNDALE NURSING HOME		3			3
NEMOURS CHILDREN'S URGENT CARE LAKE NONA			3	100%	3
NEBRASKA DEPARTMENT OF HEALTH AND HUMAN SERVICES			3	100%	3
LabCorp of America			3	100%	3

# COVID-19: testing by laboratory

Data through Apr 24, 2021 verified as of Apr 25, 2021 at 09:25 AM

Data in this report are provisional and subject to change.

The numbers in the table below represent the number of Florida and non-Florida residents for whom test results were received by the Department of Health. A person can be tested by more than one laboratory and can have both positive and negative results. **Therefore, the sum of the numbers in each column will be larger than the total number of people tested.**

Reporting lab	Inconclusive	Negative	Positive	Percent positive	Total
NASSAU COUNTY HEALTH DEPARTMENT-FERNANDINA BEACH C		3			3
MISSISSIPPI CARE CENTER OF DEKALB LLC		3			3
CVS NH1004POCT SALEM		2	1	33%	3
CVS KS676POCT LAWRENCE		2	1	33%	3
24TH WEAPONS OF MASS DESTRUCTION - CIVIL SUPPORT		3			3
EMORY CRAWFORD LONG HOSPITAL			3	100%	3
CVS HEALTH, #5962		3			3
CTRS			3	100%	3
2412 LEBANON PIKE		2	1	33%	3
NASON HOSPITAL			3	100%	3
LEGACY LABORATORY SERVICES			3	100%	3
LEGACY ER & URGENT CARE - FRISCO WEST			3	100%	3
JS HEALTHCARE		2	1	33%	3
ONslow MEMORIAL HOSPITAL LABORATORY		3			3
VIRGINIA DIVISION OF CONSOLIDATED LABORATORIES			3	100%	3
Kroger 768 - The Little Clinic Leestown Rd		2	1	33%	3
MEDEXPRESS URGENT CARE - HACKETTSTOWN		2	1	33%	3
HEALGEN SCIENTIFIC			3	100%	3
DOCTORS HOSPITAL RENAISSANCE			3	100%	3
EXETER HOSPITAL		3			3
PENSACOLA MEDICAL CLINIC LLC			3	100%	3
MEDEXPRESS URGENT CARE - WHEELING		2	1	33%	3
CERTIVIA LABORATORIES			3	100%	3
IP BOISE 1		2	1	33%	3
ASPIRUS WAUSAU HOSPITAL			3	100%	3
LOYOLA UNIVERSITY MEDICAL CENTER LABORATORY			3	100%	3
CANOPY PEDIATRICS		3			3
CVS MA654POCT ACTON		3			3
PEDIATRICS BY THE SEA JOG RD OFFICE			3	100%	3
BROOKDALE ALTAMONTE SPRINGS			3	100%	3
STVHCS - Dental Outpatient Clinic		3			3
CVS AZ7841POCT TUCSON		3			3
CVS AZ1720POCT QUEEN CREEK		3			3
SPARROW CENTRAL LAB			3	100%	3
ESTERO FIRE RESCUE		3			3
PARRISH MEDICAL CENTER-WAIVED TESTING		3			3
USCG ABBOTT BINAXNOW		2	1	33%	3
TARRANT COUNTY PUBLIC HEALTH		3			3
SOUTHCARE PHARMACY INC		1	2	67%	3
RICHMOND CITY DEPARTMENT OF PUBLIC HEALTH			3	100%	3
UK HEALTHCARE			3	100%	3
LIVINGSTON COUNTY DEPT OF HEALTH REPRO			3	100%	3
MEDEXPRESS URGENT CARE GREENSBURG		2	1	33%	3
URGENT DOC - URGENT CARE CLINIC			3	100%	3
SUMMIT MEDICAL GROUP - WEST ORANGE		3			3
ADVENTHEALTH IMAGING LAKE NONA		1	2	67%	3
ALABAMA DEPT PUBLIC HEALTH			3	100%	3

# COVID-19: testing by laboratory

Data through Apr 24, 2021 verified as of Apr 25, 2021 at 09:25 AM

Data in this report are provisional and subject to change.

The numbers in the table below represent the number of Florida and non-Florida residents for whom test results were received by the Department of Health. A person can be tested by more than one laboratory and can have both positive and negative results. **Therefore, the sum of the numbers in each column will be larger than the total number of people tested.**

Reporting lab	Inconclusive	Negative	Positive	Percent positive	Total
ADVENTHEALTH MEDICAL GROUP ADULT AND SENIOR HEALTH			3	100%	3
SENTARA NORFOLK GENERAL HOSPITAL CENTRAL LAB			3	100%	3
CVS OH6167POCT ASHLAND		3			3
MUNSON MEDICAL CENTER			3	100%	3
SCRIPPS CLINIC MEDICAL			3	100%	3
DEBORAH HEART AND LUNG CENTER		3			3
HIALEAH SHORES NURSING AND		2	1	33%	3
CVS NE8615POCT LINCOLN		2	1	33%	3
CVS NV8784POCT LAS VEGAS		2	1	33%	3
Wynfield Park Health and Rehabilitation		3			3
MINUTECLINIC #1773		3			3
TAMPA		1	2	67%	3
SOUTHEASTERN IMMEDIATE CARE- MILLEDGEVILLE GA			3	100%	3
THE READING HOSPITAL & MEDICAL CENTER			3	100%	3
Louis Stokes Cleveland VA - Midtown Dialysis Center		3			3
CROWNE HEALTH CARE OF FORT PAYNE		2	1	33%	3
TIEHH BIOTERRORISM RESPONSE LAB			3	100%	3
RCA LABORATORY SERVICES LLC			3	100%	3
ACL LABORATORIES INDUSTRIAL TOXICOLOGY			3	100%	3
HOUSTON MEDICAL CENTER			3	100%	3
MEMORIAL HERMANN CONSOLIDATED LABORATORY SERVICES			3	100%	3
TMH PHYSICIAN PARTNERS BLOUNTSTOWN			3	100%	3
CARE ATC ARLINGTON CENTRAL PARK		3			3
STRINGFELLOW MEMORIAL HOSPITAL		3			3
HEPATOLOGY DIAGNOSTIC LAB			3	100%	3
CVS IL3163POCT OAK PARK		3			3
HANOVER ENDOSCOPY CENTER		2			2
PREVENTIVE HEALTH PARTNERS I L S C		2			2
SANTA ROSA COUNTY HEALTH DEPARTMENT			2	100%	2
WELL-KEY URGENT CARE SEVIERVILLE			2	100%	2
AHC PARIS		2			2
Timber Ridge Health Care Center			2	100%	2
MOBILE COUNTY HEALTH DEPARTMENT		1	1	50%	2
SUMMERFIELD RETIREMENT LIVING, INC			2	100%	2
NLC LABS			2	100%	2
FLORIDA SCHOOL FOR THE DEAF & BLIND			2	100%	2
BRENTWOOD AT FORE RANCH			2	100%	2
CLINICAL REFERENCE LABORATORY, INC		2			2
WALKONCLINIC			2	100%	2
Walgreens #12427		1	1	50%	2
BAPTIST HEALTH LEXINGTON			2	100%	2
Tuscola County Medical Care Community		2			2
Fairhaven Retirement Community		2			2
PHOEBE BERKS HEALTH CARE CENTER		2			2
RAPID URGENT CARE - ALBANY			2	100%	2
ADVANCED MEDICAL CARE			2	100%	2
INA		1	1	50%	2

# COVID-19: testing by laboratory

Data through Apr 24, 2021 verified as of Apr 25, 2021 at 09:25 AM

Data in this report are provisional and subject to change.

The numbers in the table below represent the number of Florida and non-Florida residents for whom test results were received by the Department of Health. A person can be tested by more than one laboratory and can have both positive and negative results. **Therefore, the sum of the numbers in each column will be larger than the total number of people tested.**

Reporting lab	Inconclusive	Negative	Positive	Percent positive	Total
HERNANDO CHILDREN'S			2	100%	2
PALMETTO BAY MEDICAL CENTER		1	1	50%	2
JFK MEDICAL CENTER LABORATORY DEPT		2			2
CVS NC6633POCT FAYETTEVILLE		2			2
POMONA VALLEY COMMUNITY HOSPITAL			2	100%	2
DURAND SENIOR CARE & REHAB CENTER		2			2
Garden Care Center		2			2
CALIFORNIA DIVISION OF COMMUNICABLE DISEASE CONTROL			2	100%	2
BAPTIST HEALTH PRIMARY CARE AT DORAL			2	100%	2
MEMORIAL HOSPITAL OF SOUTH BEND			2	100%	2
TWIN LAKES REHAB & HEALTHCARE		2			2
POMERENE HOSPITAL			2	100%	2
CLEAR LAKE REGIONAL MEDICAL CENTER			2	100%	2
PROSPECT URGENT CARE			2	100%	2
JEFFERSON WASHINGTON TOWNSHIP HOSPITAL		2			2
MED-LAKE LABORATORY, LLC			2	100%	2
TRICORE REFERENCE LABORATORY		1	1	50%	2
Jacob's Creek Nursing and Rehabilitation Center		2			2
VILLAGES HEALTH SYSTEM, LLC, THE			2	100%	2
MEDEXPRESS URGENT CARE - LINCOLN VILLA		2			2
MEDCOR CORPORATE CLINIC		1	1	50%	2
LIFETIME FAMILY URGENT CARE			2	100%	2
RIVER CITY MEDICAL ASSOCIATES, INC			2	100%	2
VAULT HEALTH			2	100%	2
MEMORIAL HEALTH SYSTEM		1	1	50%	2
NORTHEAST FLORIDA HEALTH SERVICES, INC DBA FAMILY HEALTH SOURCE			2	100%	2
RMC BROOKHOLLOW MED AESTHETICS INC		2			2
Jersey City Medical Center		2			2
DELRAY BEACH HEALTH DEPT LAB			2	100%	2
ST. ELIZABETH HEALTHCARE			2	100%	2
PHYSICIANS LABORATORY SERVICES			2	100%	2
MEASE COUNTRYSIDE HOSPITAL CARDIAC REH			2	100%	2
SCHEURER HOSPITAL		2			2
FIRST PREVENTION AND DIALYSIS CENTER LLC			2	100%	2
PUTNAM COUNTY PUBLIC HEALTH UNIT		2			2
MEDSTAR HARBOR HOSPITAL			2	100%	2
PEDIATRIC HEALTH CARE		1	1	50%	2
FLORIDA MEDICAL CLINIC, LLC			2	100%	2
Manorcare Health Services - Williamsport South		2			2
ASHLEY PEDIATRICS			2	100%	2
BLANCHARD VALLEY HOSPITAL LABORATORY			2	100%	2
HOPE HEALTH & WELLNESS		2			2
RAINY LAKE MEDICAL CENTER			2	100%	2
John L. McClellan Memorial Veterans Hospital		2			2
THE HOSPITAL OF PROVIDENCE EMERGENCY ROOM			2	100%	2
CHOTA COMMUNITY HEALTH SERVICES		1	1	50%	2
87TH MEDICAL GROUP – MCGUIRE AMBULATORY CARE FACILITY		2			2

# COVID-19: testing by laboratory

Data through Apr 24, 2021 verified as of Apr 25, 2021 at 09:25 AM

Data in this report are provisional and subject to change.

The numbers in the table below represent the number of Florida and non-Florida residents for whom test results were received by the Department of Health. A person can be tested by more than one laboratory and can have both positive and negative results. **Therefore, the sum of the numbers in each column will be larger than the total number of people tested.**

Reporting lab	Inconclusive	Negative	Positive	Percent positive	Total
CIRRUS DX			2	100%	2
MEDEXPRESS URGENT CARE PENNSVILLE		2			2
ATHENA CARE RESOURCES LLC		2			2
SWEDISH COVENANT HOSPITAL			2	100%	2
FLORIDA PRIMARY CARE CENTER PA		2			2
NEMOURS CHILDREN'S PRIMARY CARE OF VERO BEACH			2	100%	2
MINERS COLFAX MEDICAL CENTER		2			2
PALOS COMMUNITY HOSPITAL LABORATORY			2	100%	2
WyndRidge Health & Rehabilitation		2			2
PEACE RIVER MEDICAL CENTER		2			2
WEST HOUSTON MEDICAL CENTER			2	100%	2
AGILE URGENT CARE			2	100%	2
PUBLIX PHARMACY #1092		2			2
ALVERNO CLINICAL LABORATORIES			2	100%	2
MEDEXPRESS URGENT CARE - LODI		2			2
URGENT CARE AND SURGERY CENTER			2	100%	2
AMEDISYS HOME HEALTH OF GREENVILLE			2	100%	2
HCR MANOR CARE SERVICES OF FLORIDA III INC		2			2
FALCON HEALTH CENTER			2	100%	2
CLEMENT J ZABLOCKI VAMC		2			2
INSPIRE HEALTHCARE CENTER			2	100%	2
CQUENTIA NGS, LLC			2	100%	2
HERITAGE CARE AND REHABILITATION CENTE		2			2
WELLSTAR DOUGLAS HOSPITAL LABORATORY		2			2
US LABS		2			2
NSUH AT SYOSSET		2			2
SUNSHINE PHARMACY		2			2
HEALTH PARTNERS REGIONAL HOSPITAL			2	100%	2
CARELINE PHARMACY AND HEALTHCARE SERVICES		1	1	50%	2
WARE EXPRESS CARE			2	100%	2
OAKMONT WEST- GREENVILLE SC		2			2
CVS OH4301POCT NORTHFIELD		2			2
CVS IN6611POCT INDIANAPOLIS		1	1	50%	2
CARE ATC SUN HYDRAULICS TALLAVAST			2	100%	2
WHITESANDS OUTPATIENT TREATMENT		2			2
CHARLOTTE COUNTY HEALTH DEPARTMENT			2	100%	2
DESERT HOSPITAL/CPHU CLINICAL LABORATORY			2	100%	2
ST CLOUD PHARMACY AND WELLNESS CENTER		2			2
CONCENTRA - PLANT CITY		2			2
JRS LABORATORY			2	100%	2
CHESTERFIELD HEALTHCARE GROUP, INC		2			2
ManorCare Rehab Center of Marietta		2			2
ADVENTHEALTH IMAGING PARTIN SETTLEMENT			2	100%	2
CVS NV5942POCT LAS VEGAS		2			2
METHODIST SPECIALTY CARE CENTER		2			2
Cedar Valley Nursing & Rehab Center		2			2
JOHN D. ARCHBOLD MEM. HOSPITAL			2	100%	2



# COVID-19: testing by laboratory

Data through Apr 24, 2021 verified as of Apr 25, 2021 at 09:25 AM

Data in this report are provisional and subject to change.

The numbers in the table below represent the number of Florida and non-Florida residents for whom test results were received by the Department of Health. A person can be tested by more than one laboratory and can have both positive and negative results. **Therefore, the sum of the numbers in each column will be larger than the total number of people tested.**

Reporting lab	Inconclusive	Negative	Positive	Percent positive	Total
DMC UNIVERSITY LABORATORIES		1	1	50%	2
BAYFRONT CARDIOVASCULAR ASSOCIATES		1	1	50%	2
ACCESS MEDICAL GROUP OF FLORIDA CITY			2	100%	2
PRECISION DIAGNOSTIC INC		2			2
ONE MEDICAL GROUP		1	1	50%	2
CVS – MINUTECLINIC			2	100%	2
AZALEA HEALTH AND REHABILITATION		2			2
MANISTEE COUNTY MEDICAL CARE FACILITY		2			2
AMERICAN RESEARCH CENTERS OF FLORIDA			2	100%	2
PROFESSIONAL DIALYSIS CENTER			2	100%	2
UMHC HOLLYWOOD LABORATORY			2	100%	2
TWELVE OAKS RECOVERY CENTER			2	100%	2
ORLANDO LUTHERAN TOWERS		1	1	50%	2
Eugene J. Towbin Healthcare Center		2			2
Kroger 020 - The Little Clinic Wheat Ridge		2			2
CORNERSTONE MEDICAL CARE OF BRANDON		2			2
ROPER HOSPITAL			2	100%	2
CVS M05724POCT KANSAS CITY		2			2
KEY WEST HMA PHYSICIAN MANAGEMENT, LLC			2	100%	2
BOND COMMUNITY HEALTH CENTER			2	100%	2
METHODIST MANSFIELD MEDICAL CENTER			2	100%	2
ALLSTATE HEALTH SERVICES, INC		2			2
MASSENA HOSPITAL LABORATORY		2			2
VANAYER HEALTHCARE AND REHAB CENTER		2			2
TLC MEDICAL			2	100%	2
Kroger 426 - The Little Clinic Suwanee		2			2
DALLAS BAPTIST UNIVERSITY - HEALTH SERVICES			2	100%	2
PALM BEACH DIGESTIVE ASSOCIATES			2	100%	2
Kroger 739 - The Little Clinic La Grange Road		2			2
Robert Cranfield			2	100%	2
NORTH OKALOOSA PHYSICIAN GRP - WALK IN CLINIC			2	100%	2
FHPG SURGICAL ASSOCIATES OF EAST PASCO			2	100%	2
COVANCE			2	100%	2
AEGIS MEDICAL GROUP LLC			2	100%	2
HAMILTON CHD		2			2
Durham VAMC		2			2
GOLDSTEIN			2	100%	2
BROOKDALE PALM BEACH GARDENS			2	100%	2
Stillwater Healthcare		2			2
PALMS OF FT MYERS,THE			2	100%	2
ROCKWALL URGENT CARE			2	100%	2
CIGNA GATEWAY			2	100%	2
Kroger 596 - The Little Clinic Brentwood		2			2
ADVENTHEALTH CENTRA CARE POINCIANA			2	100%	2
Waycross Health and Rehabilitation		2			2
PTC LABORATORIES			2	100%	2
Green Mountain Nursing and Rehabilitation		2			2

# COVID-19: testing by laboratory

Data through Apr 24, 2021 verified as of Apr 25, 2021 at 09:25 AM

Data in this report are provisional and subject to change.

The numbers in the table below represent the number of Florida and non-Florida residents for whom test results were received by the Department of Health. A person can be tested by more than one laboratory and can have both positive and negative results. **Therefore, the sum of the numbers in each column will be larger than the total number of people tested.**

Reporting lab	Inconclusive	Negative	Positive	Percent positive	Total
SENECA HEALTH CARE CENTER		2			2
SHORE MEDICAL CENTER		2			2
MELBOURNE URGENT CARE			2	100%	2
MID AMERICA CLINICAL LABS			2	100%	2
ATVIVO LLC		2			2
Harbor House		2			2
TENNESSEE VALLEY HCS			2	100%	2
RAPID MEDLAB (002MO)		2			2
COASTAL MEDICAL LAB			2	100%	2
IM&P WELLNES CENTER			2	100%	2
COLONIAL VILLA GOOD SAMARITAN CENTER		2			2
CPL INC/BSSC PATHOLOGY		2			2
MAYO CLINIC GROUP PRACTICE LABORATORY			2	100%	2
FEDERAL CORRECTIONAL INSTITUTION MARIANNA			2	100%	2
MADISON HOSPITAL LABORATORY			2	100%	2
TMH EC NORTHEAST LABORATORY			2	100%	2
CVS MA915POCT BEVERLY		1	1	50%	2
BERNHARDT LABORATORIES INC			2	100%	2
AMERICAN FAMILY CARE URGENT CARE		1	1	50%	2
Absolut Care at Three Rivers		2			2
WEAKLEY COUNTY REHAB AND NURSING CENTER		2			2
RENFREW CENTERS INC		2			2
URGENTMED PLANTATION			2	100%	2
MEDEXPRESS URGENT CARE - DERBY N ROCK		2			2
BETHESDA HOSPITAL			2	100%	2
GULF COAST REGIONAL MEDICAL CARE		2			2
ONTARIO COUNTY PUBLIC HEALTH		2			2
ADVANCED MEDICAL OF FLORIDA			2	100%	2
SAMARITAN PACIFIC COMMUNITIES HOSPITAL		2			2
SOUTH HILLSBOROUGH CBOC			2	100%	2
MISSION HOSPITAL REGIONAL MEDICAL CENTER			2	100%	2
LEXINGTON PLACE			2	100%	2
First Care Living Center/Essentia Health			2	100%	2
CVS MINUTE CLINIC #5836		2			2
FALMOUTH HOSPITAL		1	1	50%	2
UPSON REGIONAL MEDICAL CENTER		1	1	50%	2
LINIL VISITING NURSES, INC		2			2
MEDEXPRESS URGENT CARE - SOUTH CHARLESTON		2			2
COOPER CLINIC			2	100%	2
RADEAS			2	100%	2
CVS M08581POCT BLUE SPRINGS		1	1	50%	2
Kroger 130 - The Little Clinic Colorado Springs		2			2
MATHER HOSPITAL			2	100%	2
VA CBOC			2	100%	2
The Friendly Home		2			2
VALUE DRUGS BRONXVILLE INC		2			2
LAKEVIEW HEALTH CARE SYSTEM LLC			2	100%	2

# COVID-19: testing by laboratory

Data through Apr 24, 2021 verified as of Apr 25, 2021 at 09:25 AM

Data in this report are provisional and subject to change.

The numbers in the table below represent the number of Florida and non-Florida residents for whom test results were received by the Department of Health. A person can be tested by more than one laboratory and can have both positive and negative results. **Therefore, the sum of the numbers in each column will be larger than the total number of people tested.**

Reporting lab	Inconclusive	Negative	Positive	Percent positive	Total
RAPID MD			2	100%	2
CAROLINAS HEALTHCARE SYSTEM LAB			2	100%	2
HEALTH GROUP CENTER INC			2	100%	2
OAKMONT OF UNION SC, LLC		2			2
SHELBYVILLE HOSPITAL COMPANY		2			2
SHELL POINT HOME HEALTH			2	100%	2
GET WELL EXPRESS URGENT CARE & WALK-IN CLINIC			2	100%	2
KIVA AT MOUNT DORA			2	100%	2
NATIONWIDE LABORATORY SERVICES		1	1	50%	2
Kroger 400 - The Little Clinic Hartley Bridge Rd		1	1	50%	2
CROSTOWN PHARMACY		2			2
MEDEXPRESS URGENT CARE - O'FALLON		2			2
ALL PEDIATRIC CARE PA			2	100%	2
MEDEXPRESS URGENT CARE - CONWAY		2			2
TRUE HEALTH INC			2	100%	2
UNIVERSITY OF TEXAS AT EL PASO, THE			2	100%	2
MEDEXPRESS URGENT CARE - RUSSELLVILLE, W MAIN ST		2			2
PEACEHEALTH CENTRAL		2			2
Beth Sholom Home of Eastern Virginia		1	1	50%	2
Kroger 550 - The Little Clinic Bellevue		2			2
Kroger 647 - The Little Clinic Newnan Crossings		1	1	50%	2
CVS AZ9277POCT TUCSON		2			2
Bedford Care Center of Hattiesburg		2			2
CVS MA2600POCT WEYMOUTH		1	1	50%	2
Manorcare Health Services West Reading North		2			2
BEREA URGENT CARE			2	100%	2
BAYMEADOWS PRIMARY CARE		2			2
CVS TX4794POCT ARLINGTON		2			2
VA Ann Arbor HCS		1	1	50%	2
Beecher Manor Nursing and Rehabilitation Center		2			2
NAVAL BRANCH MEDICAL CLINIC			2	100%	2
ABSOLUTE CAREGIVERS HOME HEALTH AGENCY INC			2	100%	2
NORTHSIDE FAMILY MEDICINE AND URGENT CARE (EAST COBB)		2			2
CHILDREN'S MEDICAL CENTER-EAST ORLANDO			2	100%	2
INTERNAL MEDICINE SPECIALISTS MEDICAL GROUP, PA		2			2
CVS PA2296POCT MACUNGIE		2			2
UTMB PATHOLOGY CLINICAL SERVICES LABORATORY			2	100%	2
SUNBRIDGE CARE & REHAB FOR DECATUR		2			2
NORTON IMMEDIATE CARE CENTER - PRESTON			2	100%	2
Kroger 407 - The Little Clinic Lexington		1	1	50%	2
METROHEALTH SYSTEM			2	100%	2
QUALITY URGENT CARE CENTER		1	1	50%	2
MEMORIAL HOSPITAL OF TAMPA			2	100%	2
The Grand Rehabilitation & Nursing Utica		2			2
Church Creek SNF			2	100%	2
SIMPLY HEALTHCARE AND WELLNESS CLINIC, PC			2	100%	2
CLEVELAND CLINIC IMAGING			2	100%	2

# COVID-19: testing by laboratory

Data through Apr 24, 2021 verified as of Apr 25, 2021 at 09:25 AM

Data in this report are provisional and subject to change.

The numbers in the table below represent the number of Florida and non-Florida residents for whom test results were received by the Department of Health. A person can be tested by more than one laboratory and can have both positive and negative results. **Therefore, the sum of the numbers in each column will be larger than the total number of people tested.**

Reporting lab	Inconclusive	Negative	Positive	Percent positive	Total
Home Health Care Clinic		2			2
MEDEXPRESS URGENT CARE - BENTON		2			2
BAPTIST HEALTHCARE - LAKEVIEW CENTER INC		2			2
BE WELL PHARMACY		2			2
WELL HEALTH LABS			2	100%	2
BAYCARE LABORATORIES			2	100%	2
PBSO HEALTH AND WELLNESS CENTER			2	100%	2
WOMENS CARE FLORIDA LLC-LABORATORY		2			2
MINUTECLINIC DIAG OF IND, LLC #6250		2			2
PALM CITY NURSING AND REHAB CENTER			2	100%	2
Luther Acres Manor		2			2
MEDEXPRESS URGENT CARE - ROSS TOWNSHIP		2			2
NEW BRIDGE MEDICAL CENTER		2			2
WELLSTAR PAULDING HOSPITAL		2			2
NEIGHBORCARE PHARMACY SERVICES		2			2
DIGESTIVE DISEASE CARE PC		2			2
MIDWAY SPECIALTY CARE CENTER INC		2			2
CHNJ		2			2
OAKMONT EAST- GREENVILLE SC, LLC		2			2
BAYSHORE MEDICAL CENTER			2	100%	2
IN AND OUT URGENT CARE			2	100%	2
MCLAREN REGIONAL MEDICAL CENTER			2	100%	2
MEASE MANOR MEMORY CARE		2			2
BIRMINGHAM INTERNAL MEDICINE ASSOCIATE		1	1	50%	2
NORTH MCALLEN PEDIATRIC CENTER			2	100%	2
Kroger 687 - The Little Clinic Sugar Hill		1	1	50%	2
GULFCOAST JEWISH FAMILY			2	100%	2
MEDERI CARETENDERS		1	1	50%	2
AdventHealth Care Center Orlando North			2	100%	2
ST ANTHONY'S PINELLAS CARE CLINIC			2	100%	2
Guilford Health Care Center		2			2
GREEN POINT RX INC DBA ALTRU CHEMISTS		2			2
Kroger 409 - The Little Clinic Hebron Marketplace		1	1	50%	2
UNITED MEMORIAL MEDICAL CENTER			2	100%	2
Delaware Court Healthcare Center		2			2
HIGHLAND PARK LAKEWOOD PRESTON HOLLOW			2	100%	2
AUSTIN REGIONAL CLINIC MICROBIOLOGY LAB			2	100%	2
KJ MEDICAL PRACTICE PC		2			2
SOUTHEAST GEORGIA HEALTH SYSTEM			2	100%	2
MINUTECLINIC MINUTECLINIC #4978		1	1	50%	2
VIRGINIA DEPT OF HEALTH OFFICE OF EPIDEMIOLOGY			2	100%	2
ATLANTIC DIAGNOSTICS			2	100%	2
ULTIMATE KIDNEY CARE			2	100%	2
Jackson Health Care Facility			2	100%	2
GOLISANO PEDIATRICS PORT CHARLOTTE HARBOR		2			2
ASPIRUS RIVERVIEW HOSPITAL & CLINICS INC		1	1	50%	2
LIBERTY HEALTH CENTER			2	100%	2

# COVID-19: testing by laboratory

Data through Apr 24, 2021 verified as of Apr 25, 2021 at 09:25 AM

Data in this report are provisional and subject to change.

The numbers in the table below represent the number of Florida and non-Florida residents for whom test results were received by the Department of Health. A person can be tested by more than one laboratory and can have both positive and negative results. **Therefore, the sum of the numbers in each column will be larger than the total number of people tested.**

Reporting lab	Inconclusive	Negative	Positive	Percent positive	Total
RIVERVIEW MEDICAL CLINIC		2			2
MAINE CENTER FOR DISEASE CONTROL AND PREVENTION			2	100%	2
THE MEDICAL CENTER			2	100%	2
DUKE HEALTH REGIONAL HOSPITAL			2	100%	2
AUGUSTA HEALTH SKILLED CARE			2	100%	2
HELEN HAYES HOSPITAL LABORATORY		2			2
PPD CLINICAL RESEARCH UNIT			2	100%	2
DIAGNOSTIC CLINIC MEDICAL GROUP INC		2			2
FRASER MEMORIAL HOSPITAL		1	1	50%	2
Tidelands Health Rehabilitation Hospital			2	100%	2
CVS AZ5892POCT LAVEEN		2			2
PM PEDIATRICS OF SELDEN, PLLC		2			2
A PATTERN MEDICAL CLINIC		2			2
CITY OF NEW YORK DEPARTMENT OF HEALTH			2	100%	2
RABI SINHA, MD		2			2
UT PATH			2	100%	2
HOLSTON MEDICAL GROUP		2			2
VA West Los Angeles Medical Center		2			2
WESTMINSTER SUNCOAST			2	100%	2
Manor At Perrysburg		2			2
MEDEXPRESS URGENT CARE - WICHITA, N MAIZE RD		1	1	50%	2
DOCTOR'S IN-HOUSE LAB/COMMUNITY HEALTH CENTERS OF PINELLAS - JOHNNIE R			2	100%	2
ERGENT MED SAINT SIMONS			2	100%	2
EAST CENTRAL REGIONAL HOSPITAL GRACEWO		2			2
A G RHODES HOME AT WESLEY WOODS		2			2
UW HOSPITAL AND CLINICS		1	1	50%	2
Garden Isle Healthcare and Rehabilitation Center		2			2
BRANDYWYNE HEALTH CARE CENTER			2	100%	2
MEDEXPRESS URGENT CARE - NUTLEY		2			2
MCCALLIE SCHOOL-STUDENT HEALTH CENTER		2			2
EXPRESS CARE WALK-IN CLINIC			2	100%	2
PM PEDIATRICS OF BAYSIDE PLLC - BELLER		2			2
VALLEY BAPTIST MEDICAL CENTER: BROWNSVILLE			2	100%	2
KANSAS CITY VA MEDICAL CENTER			2	100%	2
BIOMAT USA			2	100%	2
Kroger 745 - The Little Clinic Somerset		2			2
WE CARE HOME HEALTH SOLUTIONS LLC			2	100%	2
SUNNYSIDE MANOR		2			2
SCIENTIFIC LABORATORY COMPANY		2			2
TAMPA FAMILY HEALTH CENTER		1	1	50%	2
LONG, SARAH		1	1	50%	2
MILFORD REGIONAL HOSPITAL			2	100%	2
GREEN RIVER MEDICAL CENTER			2	100%	2
THE RIM URGENT CARE			2	100%	2
PT&J REHAB LLC		1	1	50%	2
EASTERN NIAGARA HOSPITAL		2			2
BAYLOR SCOTT & WHITE COMPREHENSIVE WOUND			2	100%	2



# COVID-19: testing by laboratory

Data through Apr 24, 2021 verified as of Apr 25, 2021 at 09:25 AM

Data in this report are provisional and subject to change.

The numbers in the table below represent the number of Florida and non-Florida residents for whom test results were received by the Department of Health. A person can be tested by more than one laboratory and can have both positive and negative results. **Therefore, the sum of the numbers in each column will be larger than the total number of people tested.**

Reporting lab	Inconclusive	Negative	Positive	Percent positive	Total
VISITING PHYSICIANS OF THE TREASURE COAST LLC			2	100%	2
LOWELL GENERAL HOSPITAL			2	100%	2
GOSHEN MEDICAL CENTER			2	100%	2
CVS MA41POCT TAUNTON		2			2
MINUTECLINIC DIAGNOSTICS OF OKLAHOMA		2			2
VENETIAN GARDENS		2			2
MIDWAY PRIMARY CARE LLC		2			2
Cortland Acres Association		2			2
BOCA RATON REGIONAL HOSPITAL INC			2	100%	2
NEW YORK CITY DEPARTMENT OF HEALTH			2	100%	2
WATERS PEDIATRIC CENTER			2	100%	2
ROCKEFELLER UNIVERSITY CLINICAL GENOMICS LABORATOR		2			2
MEDEXPRESS URGENT CARE - MARTINSVILLE		2			2
TALLAHASSEE MEMORIAL HEALTHCARE FAMILY MED RESIDENCY			2	100%	2
Providence of Sparta Health and Rehabilitation		2			2
MEDEXPRESS URGENT CARE-MT PLEASANT		1	1	50%	2
WOODHILLS LABS			2	100%	2
Mount Olivet Careview Home		2			2
PRESTIGE EMERGENCY ROOM LLC			2	100%	2
ORCHARD LABORATORIES			2	100%	2
JACKSON LABORATORY OF GENOMIC MEDICINE		2			2
CHAPPEL GROUP RESEARCH, THE		2			2
MAWD PATHOLOGY GROUP			2	100%	2
GRANDVIEW COLLEGE STUDENT HEALTH CENTE		2			2
MANASOTA PEDIATRICS			2	100%	2
MASSACHUSETTS DEPARTMENT OF HEALTH			2	100%	2
EXCEPTIONAL EMERGENCY CENTER - AMARILLO			2	100%	2
Elba Nursing and Rehabilitation Center, LLC		2			2
STUART SURGERY CENTER, LLC			2	100%	2
MEDEXPRESS URGENT CARE - LINCOLN N 26T		2			2
CVS NC2559POCT CHARLOTTE		2			2
MEDRITE MEDICAL CARE PC		2			2
CARTER BLOOD CARE			2	100%	2
TMH PHYSICIAN PARTNERS MONTICELLO		1	1	50%	2
LIFEGUARD AMBULANCE SERVICES LLC, TEXAS- SAN			2	100%	2
SHERIDAN AT HOBE SOUND, THE			2	100%	2
SIGNAL DIAGNOSTICS DBA FLOWHEALTH LABS			2	100%	2
Kroger 667 - The Little Clinic Litchfield Park		2			2
COUNTRY COTTAGE		2			2
INTERNAL MEDICINE ASSOCIATES-DUNELLON			2	100%	2
PALM BAY COMMUNITY OUTPATIENT CLINIC		2			2
Chatham Nursing and Rehab Center		2			2
SOUTHERN BREEZE HEALTHCARE		1	1	50%	2
HEALTHCARE NETWORK			2	100%	2
HUMILITY OF MARY HEALTH PARTNERS			2	100%	2
VALLEY MEDICAL LABORATORY			2	100%	2
SPECTRUM HEALTH			2	100%	2

# COVID-19: testing by laboratory

Data through Apr 24, 2021 verified as of Apr 25, 2021 at 09:25 AM

Data in this report are provisional and subject to change.

The numbers in the table below represent the number of Florida and non-Florida residents for whom test results were received by the Department of Health. A person can be tested by more than one laboratory and can have both positive and negative results. **Therefore, the sum of the numbers in each column will be larger than the total number of people tested.**

Reporting lab	Inconclusive	Negative	Positive	Percent positive	Total
CVS MA1179POCT HUDSON		1	1	50%	2
Highland Ave. Eye Clinic		2			2
DIVERSE MEDICAL CARE LLC			2	100%	2
HENRY FORD WEST BLOOMFIELD HOSPITAL			2	100%	2
MINUTECLINIC DIAGNOSTIC OF KANSAS, PC		2			2
KINGSTON RESIDENCE OF MARION		2			2
NEW DISCOVERY BIOLOGICS, LLC		1	1	50%	2
ADVENTIST HINSDALE HOSPITAL LABORATORY			2	100%	2
MOSAIC MEDICAL CENTER MARYVILLE			2	100%	2
OMEGA RESEARCH CONSULTANTS			2	100%	2
FKC AMELIA ISLAND DIALYSIS			2	100%	2
CVS NE5863POCT OMAHA		1	1	50%	2
Kroger 619 - The Little Clinic Hendersonville Indian Lake		2			2
ST. VINCENT HOSPITAL			2	100%	2
TEMPLE UNIVERSITY HOSPITAL			2	100%	2
FLORIDA MEDICAL CLINIC CARDIOLOGY-ZH			2	100%	2
Kroger 127 - The Little Clinic Lakewood-Alameda		2			2
CVS OH3980POCT KENT		2			2
HOUSTON HEALTH DEPARTMENT - BUREAU OF LABORATORY SERVICES			2	100%	2
IN & OUT URGENT CARE METAIRIE			2	100%	2
WAKULLA URGENT CARE & DIAGNOSTIC			2	100%	2
BAPTIST HOSPITAL PRIMARY CARE GULF BREEZE			2	100%	2
MINUTECLINIC DIAGNOSTIC PA #7110		2			2
MAIN STREET MEDICAL CENTERS		2			2
OAKBRIDGE TERRACE AT SAE			2	100%	2
ABRAKIDABRA PEDIATRIC CLINIC LLC			2	100%	2
DOCTORS MEDICAL CTR OF WALTON COUNTY			2	100%	2
441 URGENT CARE-MULBERRY			2	100%	2
PALMETTO FAMILY HEALTH CENTER			2	100%	2
FLORIDA MEDICAL CENTER OF CLEARWATER		2			2
FLAGLER PROFESSIONAL HEALTH CAE SERVICES INC		2			2
SMITH NORTHVIEW HOSPITAL LAB			2	100%	2
CVS OH4327POCT PAINESVILLE		2			2
PUBLIC HEALTH LABORATORY	1		1	50%	2
PORTAGE MEDICAL CENTER			2	100%	2
SHANDS JACKSONVILLE CLINICAL CENTER		1	1	50%	2
SAFE PMC		2			2
MEDEXPRESS URGENT CARE - LINCOLN		2			2
GULF COAST MEDICAL CENTER RESPIRATORY CARE			2	100%	2
New Jersey Aim At Smg		2			2
RIVIERA BEACH INTEGRATED CARE INC			2	100%	2
PUBLIX PHARMACY #1387		2			2
CORNELIA REDDY URGENT CARE		2			2
PUBLIX PHARMACY #1048		2			2
UWMC MONTLAKE DEPT OF LAB MED			2	100%	2
MARTINSBURG VAMC		2			2
SOUTHERN SURGICAL ARTS		2			2

# COVID-19: testing by laboratory

Data through Apr 24, 2021 verified as of Apr 25, 2021 at 09:25 AM

Data in this report are provisional and subject to change.

The numbers in the table below represent the number of Florida and non-Florida residents for whom test results were received by the Department of Health. A person can be tested by more than one laboratory and can have both positive and negative results. **Therefore, the sum of the numbers in each column will be larger than the total number of people tested.**

Reporting lab	Inconclusive	Negative	Positive	Percent positive	Total
NORTHSIDE FAMILY MEDICINE AND URGENT CARE (CUMMING)		2			2
DEPT OF HEALTH			2	100%	2
LABTOX LABORATORIES			2	100%	2
Avanti Wellness and Rehab			2	100%	2
HCA HOUSTON ER 24/7			2	100%	2
Alden Terrace of McHenry			2	100%	2
COLD SPRING HILLS CENTER FOR NURSING A		2			2
BIOHEALTH MEDICAL LAB INC			2	100%	2
SYLVAN NURSING			2	100%	2
MEDEXPRESS URGENT CARE - MYLAN			2	100%	2
BIONIC TECHNOLOGIES CORPORATION			2	100%	2
CONEMAUGH MEMORIAL MEDICAL CENTER		2			2
BAPTIST HOSPITAL INTERNAL MEDICINE GULF BREEZE			2	100%	2
PANCARE HEALTH - SNEADS ELEMENTARY			2	100%	2
TRINITY DIALYSIS			2	100%	2
FLORIDA KEYS PED & ADOLES CTR			2	100%	2
Village Green Health & Rehabilitation		2			2
CENTRAL FLORIDA FAMILY HEALTH CENTER		2			2
BUCKINGHAM PAVILION INC		2			2
Alden Des Plaines			2	100%	2
WALGREENS #09304		1	1	50%	2
DEER'S HEAD CENTER		2			2
Kroger 519 - The Little Clinic Georgesville Square		2			2
Pinnacle Assisted Living			2	100%	2
NATHAN LITTAUER HOSPITAL LAB		2			2
UNM SANDOVAL REGIONAL MEDICAL CENTER		2			2
MINUTECLINIC DIAG OF IND, LLC #4368		2			2
DAYTON CHILDRENS HOSPITAL LAB			2	100%	2
Edinboro Manor		2			2
MINUTECLINIC DIAGNOSTIC, PA #10252		2			2
MIAMI DADE MEDICAL RESEARCH INSTITUTE			2	100%	2
LABRADOR PRIMARY CARE CENTER			2	100%	2
CVS IL8744POCT BROOKFIELD		2			2
TULANE MEDICAL CENTER			2	100%	2
SOWAL HEALTH & DRUG			2	100%	2
SOUTH TAMPA AFTER HOURS CLINIC			2	100%	2
Macon Valley Nursing and Rehabilitation Center		2			2
ST JOSEPH'S HOSPITAL INC			2	100%	2
DOWN HOME MEDICAL			2	100%	2
SACRED HEART HOSPITAL ON THE EMERALD			2	100%	2
COLUMBIA COTTAGE		2			2
ROYAL CARE MEDICAL CENTER			2	100%	2
CVS MI8287POCT MACOMB		2			2
OSF ST JOSEPH MEDICAL CENTER			2	100%	2
CVS MD1490POCT GAITHERSBURG		2			2
BLACKBAG DIGITAL HEALTH LLC		2			2
MD NOW URGENT CARE CENTER INC.			2	100%	2

# COVID-19: testing by laboratory

Data through Apr 24, 2021 verified as of Apr 25, 2021 at 09:25 AM

Data in this report are provisional and subject to change.

The numbers in the table below represent the number of Florida and non-Florida residents for whom test results were received by the Department of Health. A person can be tested by more than one laboratory and can have both positive and negative results. **Therefore, the sum of the numbers in each column will be larger than the total number of people tested.**

Reporting lab	Inconclusive	Negative	Positive	Percent positive	Total
WillowBrooke Court at Southampton Estates		2			2
BUFFALO CROSSINGS HEALTHCARE AND REHABILITATION CENTER			2	100%	2
WALGREENS #13605		2			2
VA Greater LA HCS-Santa Maria OPC			2	100%	2
JULIE STAATS DO		2			2
Workmens Circle Multicare Center		2			2
Walgreens #9890		2			2
Holiday Retirement Home			2	100%	2
ADERHOLT MEDICAL, LLC		2			2
HAWAII DEPARTMENT OF HEALTH			2	100%	2
Cottage of the Shoals		2			2
SOUTHEASTERN INSTITUTE OF RESTORATIVE MEDICINE		1	1	50%	2
ROBERTS WESLEYAN COLLEGE HEALTH CENTE		2			2
SPECIALTY LABORATORIES			2	100%	2
STATE OF FLORIDA			2	100%	2
NYU LANGONE HUNTINGTON MEDICAL GROUP		2			2
ASCENSION ST VINCENT'S RIVERSIDE			2	100%	2
MY PHARMACY			2	100%	2
UNIVERSITY HOSPITAL OF BROOKLYN		2			2
W.G. (Bill) Hefner VAMC		2			2
Kroger 101 - The Little Clinic Hill Top		2			2
AMICUS MEDICAL CENTER LLC			2	100%	2
CLEVELAND CLINIC FLORIDA LABORATORY			2	100%	2
JUPITER PEDIATRIC ASSOCIATES, PA		1	1	50%	2
APALACHEE CENTER INC		2			2
BAPTIST HEALTH MEDICAL PLAZA			2	100%	2
BAYCARE OUTREACH LAB			2	100%	2
Fox Subacute at Warrington		2			2
The Suites at Western Home Communities		2			2
MEDCARE		2			2
BAPTIST HOSPITAL OF MIAMI MCI BROWARD LABORATORY			2	100%	2
CARENOW LENEXA			2	100%	2
PALM MEDICAL CENTER - PLANT CITY		2			2
ADVOCATE SHERMAN HOSPITAL			2	100%	2
JERSEY IRISH MEDICAL		2			2
HOLY TRINITY PHARMACY LLC		2			2
CRUC CMCH-COVID-19		2			2
DOCTORS CARE - AIKEN MALL			2	100%	2
CVS CA8861POCT BUENA PARK		2			2
JOHNSON CITY MEDICAL CENTER		1	1	50%	2
Parkridge Specialty Care		2			2
YOUTH AND YOU, INC		2			2
SELECT MEDICAL CLINIC			2	100%	2
ONslow COUNTY HEALTH DEPARTMENT			2	100%	2
CVS OH2540POCT HILLIARD		2			2
THE FOUNTAIN AT BOCA CIEGA BAY		2			2
DRR JMC URGENT CARE DONALD ROSS			2	100%	2

# COVID-19: testing by laboratory

Data through Apr 24, 2021 verified as of Apr 25, 2021 at 09:25 AM

Data in this report are provisional and subject to change.

The numbers in the table below represent the number of Florida and non-Florida residents for whom test results were received by the Department of Health. A person can be tested by more than one laboratory and can have both positive and negative results. **Therefore, the sum of the numbers in each column will be larger than the total number of people tested.**

Reporting lab	Inconclusive	Negative	Positive	Percent positive	Total
PRONTO URGENT CARE			2	100%	2
LAB CORP OF AMER SAN DIEGO			2	100%	2
COBLESKILL REGIONAL HOSPITAL		2			2
INTERMOUNTAIN MEDICAL CENTER			2	100%	2
WISE HEALTH SYSTEM		1	1	50%	2
UNITY LONGPOND		2			2
Good Samaritan Society Waukon		2			2
WEST FLORIDA MEDICAL ASSOCIATES, PA			2	100%	2
CVS NJ2369POCT JACKSON		2			2
HMH HOSPITALS CORPORATION		2			2
BOND & STEELE CLINIC, PA			2	100%	2
Hartwell Health and Rehabilitation		2			2
ORLANDO HEALTH MEDICAL GROUP		1	1	50%	2
VA WNYHCS - Buffalo Division		1	1	50%	2
BOSTON PUBLIC HEALTH COMMISSION			2	100%	2
SOUTHERN SPRINGS HEALTH CARE		2			2
BAYCARE OUTREACH LAB WH SOUTH			2	100%	2
CDK LIBERTY ENTERPRISES, LLC		2			2
EASTERN NEW MEXICO UNIVERSITY STUDENT		2			2
CVS CA8882POCT SAN CLEMENTE		2			2
EXCUSED ABSENCE PLLC		2			2
NIAGARA APOTHECARY INC		2			2
GALEN BAYLOR EXTENSION		2			2
FLAGLER HOME CARE			2	100%	2
CONWAY MEDICAL CENTER			2	100%	2
CHRISTIAN REST HOME ASSOC		2			2
Piney Grove Nursing and Rehabilitation Center		2			2
MOBILE HEALTH LABS LLC			2	100%	2
NORTHWEST MEDICAL CENTER LABORATORY		2			2
UHEALTH CARDIOLOGY			2	100%	2
RHODE ISLAND DEPARTMENT OF HEALTH LABORATORIES			2	100%	2
FLORIDA DEPARTMENT OF HEALTH PINELLAS COUNTY-			2	100%	2
GASTROENTEROLOGY ASSOCIATES			2	100%	2
Kroger 853 - The Little Clinic East Broad Street		2			2
TEXAS REGIONAL ASTHMA & ALLERGY CENTER			2	100%	2
METHODIST HEALTHCARE - MEMPHIS HOSP		2			2
Greystone Nursing and Rehab, LLC			2	100%	2
DNA DIAGNOSTICS CENTER		2			2
FL DEPT OF HEALTH MARION COUNTY MOBILE HEALTH UNIT			2	100%	2
ST. MARY'S MEDICAL CENTER EVANSVILLE, INC			2	100%	2
LAREDO EMERGENCY ROOM			2	100%	2
CENTRAL ARKANSAS VETERANS HEALTHCARE SYSTEM - VETERANS AFFAIRS			2	100%	2
WILSON MEMORIAL HOSPITAL			2	100%	2
AFC PHYSICIANS OF FLORIDA, PA			2	100%	2
MEDICAL CENTER LABORATORY			2	100%	2
MEDEXPRESS URGENT CARE - ST CLAIR, CLOVER DR.		1	1	50%	2
NORTHSIDE FAMILY MEDICINE AND URGENT CARE (HOLLY SPRINGS)		2			2



# COVID-19: testing by laboratory

Data through Apr 24, 2021 verified as of Apr 25, 2021 at 09:25 AM

Data in this report are provisional and subject to change.

The numbers in the table below represent the number of Florida and non-Florida residents for whom test results were received by the Department of Health. A person can be tested by more than one laboratory and can have both positive and negative results. **Therefore, the sum of the numbers in each column will be larger than the total number of people tested.**

Reporting lab	Inconclusive	Negative	Positive	Percent positive	Total
CVS TX1057POCT SAN ANTONIO		1	1	50%	2
ORMOND BEACH URGENT CARE			2	100%	2
ESCANDON DIAGNOSTIC CLINIC			2	100%	2
Walgreens #9278		2			2
Camellia Gardens		2			2
PARKRIDGE MEDICAL CENTER			2	100%	2
GENETIC ASSAYS INC			2	100%	2
THE EDGEWATER AND WATERMAN VILLAGE			2	100%	2
CREATIVE HEALTH CENTER			2	100%	2
WELLNESS MEDICAL CLINIC			2	100%	2
VOLUNTEERS OF AMERICA OF FLORIDA			2	100%	2
UNIVERSITY COMMUNITY HEALTH SERVICES		1	1	50%	2
MERCY MEDICAL CENTER INC		1	1	50%	2
VAULT MEDICAL SERVICES		1	1	50%	2
KEATING SPORTS CENTER		2			2
SYMPHONY OF BUFFALO GROVE		2			2
KINGSWAY MEDICAL CENTER INC			2	100%	2
Great Lakes Health Center			2	100%	2
TEXAS HEALTH CARE			2	100%	2
DUKE UNIVERSITY POINT OF CARE TESTING PROGRAM			2	100%	2
BELLIN HOSPITAL			2	100%	2
PALM COAST DIALYSIS		2			2
CHI MEMORIAL PRIMARY CARE ASSOCIATES-A		2			2
TRINITAS REGIONAL MEDICAL CENTER		1	1	50%	2
WEST COAST PEDIATRICS			2	100%	2
OELWEIN HEALTH CARE CENTER		2			2
MEDSTAR URGENT CARE, LLC			2	100%	2
MD NOW URGENT CARE MEDICAL CENTERS INC			2	100%	2
VETERANS AFFAIRS MEDICAL CENTER - GREATER LOS ANGELES			2	100%	2
SENDER RETREAT ADULT DAY CARE CENTERS			2	100%	2
HOLY FAMILY MEDICAL CENTER		1	1	50%	2
PHYSICIANS PREMIER			2	100%	2
Colonial Manor Nursing and Rehabilitation Center		2			2
Kroger 328 - The Little Clinic Henderson Road		2			2
OCALA REGIONAL KIDNEY CENTER-WEST			2	100%	2
SARASOTA MEMORIAL MEDICAL URGENT CARE CENTER			2	100%	2
NORTH SHORE HEMATOLOGY-ONCOLOGY ASSOCIATES		2			2
BLOSSOMS ASSISTED LIVING 1 LLC			2	100%	2
Walgreens #19019		2			2
Buena Vista Care Center		2			2
FLORIDA CLINICAL LABORATORY INC			2	100%	2
MC MEDICAL			2	100%	2
HPH HOME CARE		1	1	50%	2
MINUTECLINIC LLC #3351			2	100%	2
NAVAL MEDICAL CENTER			2	100%	2
SENTARA NORFOLK GENERAL HOSPITAL			2	100%	2
COX HEALTH SOUTH LAB		1	1	50%	2

# COVID-19: testing by laboratory

Data through Apr 24, 2021 verified as of Apr 25, 2021 at 09:25 AM

Data in this report are provisional and subject to change.

The numbers in the table below represent the number of Florida and non-Florida residents for whom test results were received by the Department of Health. A person can be tested by more than one laboratory and can have both positive and negative results. **Therefore, the sum of the numbers in each column will be larger than the total number of people tested.**

Reporting lab	Inconclusive	Negative	Positive	Percent positive	Total
SIMMONS			2	100%	2
Advanced Rehabilitation and Healthcare of Wichita Falls		2			2
SOUTHERN TENNESSEE MEDICAL CENTER			2	100%	2
VIBRA HEALTH LABORATORY			2	100%	2
SPRINGS MEDICAL LAB		1	1	50%	2
JORDAN VALLEY MEDICAL CENTER			2	100%	2
NOVA SOUTHEASTERN UNIVERSITY - STUDENT MEDICAL CTR			2	100%	2
CHRISTUS SPOHN HOSPITAL			2	100%	2
JMC TALLAHASSEE, LLC			2	100%	2
St. Luke's Care Center		2			2
MILLERSVILLE UNIVERSITY HEALTH SERVICE		2			2
CITRUS DERMATOLOGY			2	100%	2
LAKE SUCCESS EXTENDED CARE		2			2
ELMHURST MEMORIAL HOSPITAL			2	100%	2
CVS IN6559POCT AVON		2			2
Bethel Lutheran Home		2			2
BENEVA LAKES ASSISTED LIVING CENTER			2	100%	2
University Center East			2	100%	2
Southern Pines Healthcare Center		1	1	50%	2
CARTERSVILLE URGENT CARE		1	1	50%	2
Northpoint Lexington Healthcare		1	1	50%	2
SANFORD REGIONAL HOSPITAL WORTHINGTON		2			2
Cooperstown Center for Nursing and Rehabililtation		2			2
FLORIDA COMMUNITY HEALTH CENTERS, INC.			2	100%	2
EMERALD PARK OF HOLLYWOOD			2	100%	2
GREEN BAY BLIZZARD OFFICE		2			2
LARKIN COMMUNITY HOSPITAL PALM SPRINGS CAMPUS		1	1	50%	2
CVS IN6555POCT BROWNSBURG		2			2
DEKALB MEDICAL CENTER LABORATORY			2	100%	2
Henry County Health and Rehabilitation		2			2
GRACE HEALTHCARE OF LAKE WALES		1	1	50%	2
MOORE CLINICAL RESEARCH INC			2	100%	2
ENCOMPASS HEALTH HOME HEALTH		1	1	50%	2
FASTCARE LLC			2	100%	2
PALM BEACH DIABETES & ENDOCRINE SPECIALISTS PA			2	100%	2
ROYAL OAK MEDICAL CENTER LLC DBA CHARACTER FAMILY			2	100%	2
Kroger 441 - The Little Clinic Middletown		2			2
ARLINGTON DIALYSIS CENTER LLC		2			2
MONTCLAIR STATE UNIV/HLTH & WELLNESS		2			2
ADVENTHEALTH EAST ORLANDO EMPLOYEE CLINIC		2			2
CITRUS PARK			2	100%	2
ManorCare Health Services Peters Township		2			2
UNIVERSITY OF MIAMI SCCC RESEARCH LABORATORY			2	100%	2
ADVANCED FOOT AND ANKLE OF INDIAN RIVER		2			2
SPRING HILL REGIONAL HOSPITAL			2	100%	2
NYUMC CLINICAL LABORATORIES			2	100%	2
CVS IN8639POCT TERRE HAUTE		2			2

# COVID-19: testing by laboratory

Data through Apr 24, 2021 verified as of Apr 25, 2021 at 09:25 AM

Data in this report are provisional and subject to change.

The numbers in the table below represent the number of Florida and non-Florida residents for whom test results were received by the Department of Health. A person can be tested by more than one laboratory and can have both positive and negative results. **Therefore, the sum of the numbers in each column will be larger than the total number of people tested.**

Reporting lab	Inconclusive	Negative	Positive	Percent positive	Total
ADVANTA ANALYTICAL LABORATORIES			2	100%	2
DIAGNOSTIC AFFILIATES			2	100%	2
CVS NC3514POCT STANLEY		2			2
NORTH DAKOTA VETERANS HOME		2			2
CAREWELL JW - WORCESTER LNC			2	100%	2
EASTLAKE MEDICAL CENTER		2			2
RAPID RESULT CORP LLC		1	1	50%	2
PM PEDIATRICS OF BAYSIDE PLLC - HOPEWELL JUNCTION		2			2
SAWGRASS PEDIATRIC PARTNERS LLC			2	100%	2
MAYO CLINIC COUMADIN CLINIC LABORATORY		1	1	50%	2
ROUTE 16 PHARMACY LLC DBA HOLLAND PHAR		2			2
ST LUKES HOSPITAL			2	100%	2
GERM BUSTERS 911 LLC			2	100%	2
SYNEOS HEALTH			2	100%	2
SCDHEC BUREAU OF LABORATORIES			2	100%	2
OSF SAINT FRANCIS MEDICAL CENTER			2	100%	2
LEHIGH MEDICAL AND RESEARCH CENTER, INC			2	100%	2
CROSSROADS			2	100%	2
SUMMIT URGENT CARE PS			2	100%	2
GUARDIAN HOME CARE OF CENTRAL GEORGIA		2			2
GIGI WOOD DAVIS DO-FAMILY MEDICINE		2			2
WALGREENS #15495		1	1	50%	2
NEVADA DEPARTMENT OF HEALTH AND HUMAN SERVICES			2	100%	2
SWEETWATER NURSING CENTER		2			2
Kroger 686 - The Little Clinic Farragut		2			2
BROOKS -TLC HOSPITAL SYSTEM			2	100%	2
TGH Brandon Healthplex Laboratory			2	100%	2
FAMILY URGENT CARE		2			2
ON-SITE MEDICAL SOLUTIONS		2			2
EXPRESS CARE OF THE SHOALS		1	1	50%	2
APPLING NURSING & REHABILITATION PAVIL		2			2
BFT LAB			2	100%	2
PLASMA MED RESEARCH DBA		2			2
ACKERMAN CANCER CENTER		2			2
HOME ACCESS HEALTH			2	100%	2
DELAWARE DIAGNOSTICS LABS			2	100%	2
CORTLAND PARK REHABILITATION AND NURSING CENTER		1	1	50%	2
CVS PHARMACY INC DBA CVS/PHARMACY # 10600		2			2
MEDEXPRESS URGENT CARE - WOODBURY			2	100%	2
PATIENT FIRST-BATTLEFIELD			2	100%	2
Life Care Center of Elyria		2			2
MID-FLORIDA HEMATOLOGY AND ONCOLOGY CENTERS		2			2
DOCTORS CARE OF PALM COAST			2	100%	2
OHSU LABORATORY SERVICES		2			2
CARESPOT URGENT CARE		1	1	50%	2
KAP MEDICAL GROUP, LLC			2	100%	2
STARR COUNTY MEMORIAL HOSPITAL			2	100%	2

# COVID-19: testing by laboratory

Data through Apr 24, 2021 verified as of Apr 25, 2021 at 09:25 AM

Data in this report are provisional and subject to change.

The numbers in the table below represent the number of Florida and non-Florida residents for whom test results were received by the Department of Health. A person can be tested by more than one laboratory and can have both positive and negative results. **Therefore, the sum of the numbers in each column will be larger than the total number of people tested.**

Reporting lab	Inconclusive	Negative	Positive	Percent positive	Total
CVS OH6185POCT PICKERINGTON		2			2
AL MANI HEALTH INSTUTUTE		2			2
THOMASVILLE REGIONAL MEDICAL CENTER		2			2
MEDEXPRESS URGENT CARE - BROOKHAVEN		2			2
NEW YORK PSYCHIATRIC INSTITUTE		2			2
UMASS MEMORIAL MEDICAL CENTER, INC		1	1	50%	2
NEMOURS CHILDRENS PRIMARY CARE			2	100%	2
AVERA MEDICAL GROUP			2	100%	2
WALGREENS NO 10512		1	1	50%	2
MARCO ISLAND HOSPITAL INC D/B/A		1	1	50%	2
MEDLOGIC, LLC		2			2
MEMORIAL SLOAN KETTERING CANCER CENTER		1	1	50%	2
SOUTHSIDE FAMILY MEDICAL		2			2
CROSSROADS URGENT CARE DBA URGENT TEA		2			2
DELRAY BEACH HEALTH CENTER			2	100%	2
STAGES OF LIFE MEDICAL INSTITUTE			2	100%	2
RUST MEDICAL CENTER		2			2
CEDARS-SINAI MEDICAL CENTER			2	100%	2
STUDENT HEALTH SERVICES			2	100%	2
INTEGRITY CLINICAL RESEARCH CENTER INC		1	1	50%	2
JUST BELIEVE RECOVERY CENTER			2	100%	2
MEMORIAL HERMANN HOSPITAL			2	100%	2
ACCESS MEDICAL GROUP OF TAMPA II, INC		2			2
PIEDMONT MOUNTAINSIDE HOSPITAL LAB - E		2			2
MAGNOLIA ADULT, LLC			2	100%	2
Cypress Cove Center		2			2
AFC URGENT CARE CLEVELAND			2	100%	2
Kroger 549 - The Little Clinic Clinton Highway		2			2
Walgreens #10207		2			2
Iowa Veterans Home		2			2
CSS- TWELVE OAKS			2	100%	2
MAJESTIC GUARDIANS			2	100%	2
U OF MIAMI MILLER SCHOOL OF MEDICINE			2	100%	2
APPLECARE VALDOSTA			2	100%	2
SOMA MEDICAL CENTER P.A. #4			2	100%	2
COLONIAL HEALTH CARE		1	1	50%	2
POPLAR HEALTHCARE			2	100%	2
BMC/JACSONVILLE		1	1	50%	2
MINUTE CLINIC DIAGNOSTIC OF KANSAS PA		2			2
BAY CORRECTIONAL AND REHABILITATION FACILITY			2	100%	2
UNIVERSITY OF MN MEDICAL CENTER EAST CAMPUS			2	100%	2
WillowBrooke Court at Westminster Village		2			2
Sevierville Health and Rehabilitation		2			2
MOBILE PHLEBOTOMY SERVICES			2	100%	2
REHOBOTH MCKINLEY CHRISTIAN HOSPITAL		2			2
REELFOOT FAMILY WALK IN CLINIC - TIPT		2			2
LAB PLUS, LLC			2	100%	2

# COVID-19: testing by laboratory

Data through Apr 24, 2021 verified as of Apr 25, 2021 at 09:25 AM

Data in this report are provisional and subject to change.

The numbers in the table below represent the number of Florida and non-Florida residents for whom test results were received by the Department of Health. A person can be tested by more than one laboratory and can have both positive and negative results. **Therefore, the sum of the numbers in each column will be larger than the total number of people tested.**

Reporting lab	Inconclusive	Negative	Positive	Percent positive	Total
SHEPHERD CENTER CLINICAL LABORATORY		2			2
ALBUQUERQUE - AMG SPECIALTY HOSPITAL		2			2
FIRSTCHOICE FAMILY CARE, PLLC		2			2
MEDPOST - NORTH DALLAS			2	100%	2
HAILE MEDICAL GROUP PA		2			2
ACN PHYSICIANS GROUP CORP			2	100%	2
NEW YORK CITY CENTRAL COVID			2	100%	2
ADVENT HEALTH - OWASA			2	100%	2
BEAUFORT MEMORIAL			2	100%	2
PruittHealth Lakehaven		2			2
Warren Center for Rehabilitation and Nursing		2			2
ST. JOSEPH REGIONAL MEDICAL CENTER			2	100%	2
Imboden Creek Living Center		2			2
CVS NC2297335CV GREENSBORO		2			2
WALGREENS #06583		2			2
UT AUSTIN UNIVERSITY HEALTH SERVICES			2	100%	2
PRIMARY HEALTH CARE ASSOCIATES INC			2	100%	2
SIGNATURE CARE LEWISVILLE-EMERGENCY CENTER		1	1	50%	2
EXPRESS PHARMACY INC		1	1	50%	2
POINT OF CARE PRIVATE HEALTH MANAGEMENT			2	100%	2
Medilodge of Monroe		2			2
PATIENT FIRST MEDICAL CENTER-CARYTOWN			2	100%	2
VITAL CARE CLINIC, LLC			2	100%	2
ROYAL PALM PEDIATRICS			2	100%	2
Virginia Gay Nursing and Rehab		2			2
DUBOIS CONTINUUM OF CARE COMMUNITY INC		2			2
Van Wert Manor		2			2
SUNCOAST BLOOD BANK			2	100%	2
Lenawee Medical Care Facility		2			2
MIDDLE TENN MENTAL HEALTH INSTITUTE		2			2
INTEGRATED REGIONAL LABS			2	100%	2
CVS NV5286POCT HENDERSON		2			2
PLAINS REGIONAL MEDICAL CENTER		2			2
ENVOY OF FORK UNION, LLC DBA ENVOY AT THE VILLAGE		2			2
ADVENT HEALTH CENTRAL TEXAS		1	1	50%	2
ASANTE ROGUE REGIONAL MEDICAL CENTER L		2			2
Covington Care Nursing and Rehabilitation		2			2
LAWRENCE GENERAL HOSPITAL			2	100%	2
Wetumpka Health and Rehab, LLC		2			2
PIEDMONT ATHENS REGIONAL HOSPITAL LAB			2	100%	2
ANNE ARUNDEL MEDICAL CENTER			2	100%	2
LILY PHARMACY		2			2
ALABAMA REFERENCE LAB			2	100%	2
ASCENSION ST MICHAEL'S HOSPITAL LAB		1	1	50%	2
STEWART ST ELIZABETH MEDICAL CENTER			2	100%	2
MERCY HEALTH LAB		1	1	50%	2
ARCPPOINTLABS OF VIRGINIA BEACH		1	1	50%	2



# COVID-19: testing by laboratory

Data through Apr 24, 2021 verified as of Apr 25, 2021 at 09:25 AM

Data in this report are provisional and subject to change.

The numbers in the table below represent the number of Florida and non-Florida residents for whom test results were received by the Department of Health. A person can be tested by more than one laboratory and can have both positive and negative results. **Therefore, the sum of the numbers in each column will be larger than the total number of people tested.**

Reporting lab	Inconclusive	Negative	Positive	Percent positive	Total
RM PHARMACY SERVICES INC		1	1	50%	2
MOUNT SINAI MEDICAL CENTER OF FLORIDA, INC			2	100%	2
Essex Center for Rehabilitation and Healthcare		2			2
STATCARE URGENT AND WALK-IN			2	100%	2
ILLINOIS DEPT OF PUBLIC HEALTH LABS			2	100%	2
MIDLAND MEMORIAL HOSPITAL			2	100%	2
A+ URGENT/PRIMARY CARE			2	100%	2
WURLAND NURSING AND REHABILITATION, L		2			2
CPL LABS			2	100%	2
INTEAM HEALTH, INC.			2	100%	2
MEMORIAL HOSPITAL WEST			2	100%	2
LIFT HEALTH		2			2
FLORIDA DEPARTMENT OF HEALTH IN ESCAMBIA COUNTY		1	1	50%	2
HEALTH NETWORK			2	100%	2
Oakmont of Katy Nursing and Rehabilitation		2			2
Kroger 412 - The Little Clinic Oxford		2			2
Kroger 672 - The Little Clinic Bill Kennedy & Glenwood		2			2
RIDGEFIELD PEDIATRIC ASSOCIATES		2			2
MEDICAL ASSOCIATES OF BREVARD LLC		1	1	50%	2
FLORIDA DEPARTMENT OF HEALTH IN LEE COUNTY		1	1	50%	2
MEMORIAL HOSPITAL OF CARBONDALE			2	100%	2
Kroger 096 - The Little Clinic Orchard and Holly		2			2
CARE 365			2	100%	2
Good Samaritan Society-Blackduck		1	1	50%	2
MEDICAL ASSOCIATES OF BREVARD DR S VYAS			2	100%	2
WILCOX MEDICAL CENTER-ALMA COLLEGE		2			2
HAPPY KIDZ PEDIATRICS PL		1	1	50%	2
OUR LADY OF THE LAKE REGIONAL MEDICAL CENTER			2	100%	2
PRIMACARE MEDICAL LAKEWOOD			2	100%	2
SALEM VAMC		2			2
CARE NOW DENTON			2	100%	2
LIFEGUARD AMBULANCE SERVICE LLC, TEXAS			2	100%	2
COMPLETE HEALTH MEDICAL CENTER			2	100%	2
Kroger 477 - The Little Clinic Fort Mitchell		2			2
DAVENPORT PEDIATRICS CLERMONT			2	100%	2
ASSOCIATES IN UROGYNECOLOGY MD LLC		2			2
FORT MYERS NORTH DIALYSIS		1	1	50%	2
PINARD HOME HEALTH SERVICES INC			2	100%	2
FLORIDA MEDICAL CLINIC IM LUTz			2	100%	2
SUMMIT CLINICAL LABORATORIES LLC			2	100%	2
UF KANAPAHA LAB BEAKER		2			2
TSALI CARE CENTER		2			2
BROOKSVILLE DIALYSIS			2	100%	2
The Palms Nursing and Rehabilitation		1	1	50%	2
MEDEXPRESS URGENT CARE - OMAHA N 72 ST		2			2
Mary Anna Nursing Home		2			2
AYASS BIOSCIENCE LLC			2	100%	2

# COVID-19: testing by laboratory

Data through Apr 24, 2021 verified as of Apr 25, 2021 at 09:25 AM

Data in this report are provisional and subject to change.

The numbers in the table below represent the number of Florida and non-Florida residents for whom test results were received by the Department of Health. A person can be tested by more than one laboratory and can have both positive and negative results. **Therefore, the sum of the numbers in each column will be larger than the total number of people tested.**

Reporting lab	Inconclusive	Negative	Positive	Percent positive	Total
CVS NE2741POCT LA VISTA		2			2
MIDDLEBURG VA CBOC		2			2
Northport VAMC		2			2
ST VINCENT'S AMBULATORY CARE INC			2	100%	2
DALLAS MEDICAL CENTER			2	100%	2
VALUE DRUGS GREENLAWN INC		2			2
Providence VAMC		2			2
LIFESPRING COMMUNITY HEALTH		2			2
EXPRESS CARE OF LEESBURG			2	100%	2
Eagle Health and Rehabilitation		2			2
INN AT LAPOSADA,THE			2	100%	2
WARD MEMORIAL HOSPITAL		2			2
PRIMARY CARE SERVICES AT EDGEWATER		2			2
CVS MA1877POCT NORTON		2			2
CATHOLIC HEALTH LABORATORY SERVICES		2			2
CARINGPLUS HOMECARE LLC		1	1	50%	2
HEARTLAND REGIONAL MEDICAL CENTER		1	1	50%	2
MEDEXPRESS URGENT CARE - SPRINGFIELD, COOLEY ST		2			2
ASSOCIATES IN INTERNAL MEDICINE PA			2	100%	2
CVS OH5457POCT POWELL		2			2
Kroger 753 - The Little Clinic Goss Avenue		2			2
RRMC CREEKSIDE LAB		2			2
AMERICAN MEDICAL LABORATORIES			2	100%	2
MERCY CONVENIENT CARE			2	100%	2
PREMIER FAMILY CARE I, INC			2	100%	2
NEMOURS CHILDREN'S PRIMARY CARE THE VILLAGES		2			2
LACORP		1	1	50%	2
GOUVERNEUR HOSPITAL LABORATORY		2			2
Lake Charles Healthcare LLC dba Landmark Lake Charles			2	100%	2
The Laurels of Hendersonville		2			2
TEQUESTA FAMILY MEDICAL CENTER LLC			2	100%	2
UNIVERSITY OF MISSOURI HEALTH CARE			2	100%	2
Kroger 777 - The Little Clinic Shelbyville		1	1	50%	2
TRIDENT ANTI AGING LLC			2	100%	2
AHC Humboldt		2			2
WALGREENS AGUADILLA (ST 177)		2			2
CVS AZ5477POCT SURPRISE		2			2
Lynwood		2			2
MORRISTOWN MEMORIAL HOSPITAL		2			2
MY INSTADOC - HOWELL URGENT CARE		2			2
MEDEXPRESS URGENT CARE - SPRINGDALE, S 40TH STREET		2			2
WEST BOCA MEDICAL CENTER			2	100%	2
EDGEWATER RETIREMENT MANOR			2	100%	2
BAYLOR COLLEGE OF MEDICINE			2	100%	2
HARTFORD HEALTH CARE & REHABILITATION			2	100%	2
Fairlane Gardens Nursing and Rehab at Reading		2			2
BAPTIST HOSPITAL LABORATORY			2	100%	2

# COVID-19: testing by laboratory

Data through Apr 24, 2021 verified as of Apr 25, 2021 at 09:25 AM

Data in this report are provisional and subject to change.

The numbers in the table below represent the number of Florida and non-Florida residents for whom test results were received by the Department of Health. A person can be tested by more than one laboratory and can have both positive and negative results. **Therefore, the sum of the numbers in each column will be larger than the total number of people tested.**

Reporting lab	Inconclusive	Negative	Positive	Percent positive	Total
JASPER MEMORIAL HOSPITAL		1	1	50%	2
UPS			2	100%	2
CARBON HEALTH			2	100%	2
SKY LAKES MEDICAL CENTER		2			2
MONICE DR.			2	100%	2
DALLAS VA MEDICAL CENTER - VA NORTH TEXAS HEALTH CARE SYSTEM			2	100%	2
MI Nursing Restorative Center		2			2
FLORIDA MENTOR FAULKNER GROUP HOME			2	100%	2
VELOCITY URGENT CARE			2	100%	2
FLORIDA MEDICAL CLINIC RADIOLOGY DALE MABRY		2			2
REGIONS HOSPITAL LABORATORY			2	100%	2
COASTAL PEDIATRIC CARE			2	100%	2
PM PEDIATRICS OF BAYSIDE, PLLC - RIVE		2			2
CVS TX7603POCT SAGINAW		2			2
SPECTRA EAST INC		1	1	50%	2
BERGEN COUNTY SURGICAL AND ENDOSCOPY CENTER		2			2
Crowne Health Care of Mobile		2			2
Iron County Medical Care Facility		2			2
PRECISION CLINICAL RESEARCH			2	100%	2
VA Boston HCS-West Roxbury Division		1	1	50%	2
ALCALA PHARMACEUTICALS			2	100%	2
FRESENIUS KIDNEY CARE SOUTH ST PETERSBURG			2	100%	2
HEALTH & REHAB CTR AT DOLPHINS VIEW, THE			2	100%	2
EASTSIDE SPORTS COMPLEX			2	100%	2
PALM WEST INTERNIST PA			2	100%	2
STARR CITY OF ROMA COMMUNITY CENTER			2	100%	2
LABCORP OF AMERICA HOLDINGS		1	1	50%	2
MEDEXPRESS URGENT CARE, MILLCREEK		2			2
ENCOMPASS HEALTH REHABILITATION HOSPI		2			2
CVS MA929POCT FRANKLIN		2			2
INSPIRIT SENIOR LIVING			2	100%	2
GILA REGIONAL MEDICAL CENTER		2			2
SOUTH DAKOTA DEPARTMENT OF HEALTH		2			2
INNOVATIVE CARE II LLC			2	100%	2
MAGNOLIA MANOR OF COLUMBUS		2			2
MEDAILLE COLLEGE WELLNESS CENTER		2			2
Walgreens #5065		2			2
ELITE MEDICAL LABORATORY SOLUTIONS LLC			2	100%	2
FIRST CHOICE MEDICAL PC			2	100%	2
Harbert Hills Academy Nursing Home		2			2
MANSFIELD MEDICAL LODGE			2	100%	2
MIDDLEBURG PEDIATRICS			2	100%	2
ANDERSON COUNTY HOSPITAL			2	100%	2
DEVLAB, LLC			2	100%	2
MEDEXPRESS URGENT CARE, MOSSIDE		2			2
SPRINGFIELD HOSPITAL LABORATORY			2	100%	2
PIEDMONT WALTON HOSPITAL		2			2

# COVID-19: testing by laboratory

Data through Apr 24, 2021 verified as of Apr 25, 2021 at 09:25 AM

Data in this report are provisional and subject to change.

The numbers in the table below represent the number of Florida and non-Florida residents for whom test results were received by the Department of Health. A person can be tested by more than one laboratory and can have both positive and negative results. **Therefore, the sum of the numbers in each column will be larger than the total number of people tested.**

Reporting lab	Inconclusive	Negative	Positive	Percent positive	Total
Q ALL CARE MEDICAL PC		2			2
SPARTANBURG REGIONAL MEDICAL CENTER			2	100%	2
STOP URGENT CARE			2	100%	2
AHC Forest cove		2			2
NORTH MANATEE HEALTH CARE CENTER			2	100%	2
CVS SC7567POCT BOILING SPRINGS		1	1	50%	2
Sanford Health & Rehabilitation			2	100%	2
CRAWFORD COUNTY CARE CENTER		2			2
CVS MA137POCT QUINCY		2			2
CVS MA38POCT CHARLTON		2			2
Parkwood in the Pines		2			2
RICHICHI FAMILY HEALTH			2	100%	2
EVERYBODY'S FAMILY CLINIC		2			2
FHCP ASC - ORANGE CITY			2	100%	2
ST ANTHONY COMMUNITY HOSPITAL LAB		1	1	50%	2
KAISER SUNNYSIDE MEDICAL CTR LAB		2			2
TENNESSEE DEPARTMENT OF HEALTH (TDH) - REGIONAL LABORATORY			2	100%	2
NEWTON MEMORIAL HOSPITAL		2			2
CVS MA2125POCT NATICK		1	1	50%	2
UNIVERSTIY OF ILLINOIS HOSPITAL			2	100%	2
NEW YORK UNIVERSITY MEDICAL CENTER			2	100%	2
ATLAS GENOMICS			2	100%	2
EXCELTOX LABORATORIES LLC		2			2
THE WINDSOR ORTEGA		2			2
HEAD 2 TOE PEDIATRICS, PLLC		1	1	50%	2
ADVENTHEALTH MEDICAL GROUP OBSTETRICS			2	100%	2
WISCONSIN STATE LABORATORY OF HYGIENE		1	1	50%	2
MIRAMAR KIDNEY CENTER		1	1	50%	2
UNIVERSITY OF VERMONT MEDICAL CENTER			2	100%	2
BLUEWATER TOXICOLOGY			2	100%	2
LIFESTREAM BEHAVIORAL CENTER INC			1	100%	1
GULF COUNTY HEALTH DEPARTMENT			1	100%	1
AVERA SACRED HEART HOSPITAL			1	100%	1
LEE MEMORIAL HEALTH SYSTEMS HOME HEALTH		1			1
Freedom Pointe at The Villages			1	100%	1
CVS CA9751POCT AGOURA		1			1
KETTERING MEDICAL CENTER			1	100%	1
SC-GA2018 MCCORMICK REHAB & HEALTHCARE		1			1
Arlington Care Center			1	100%	1
ERIE COUNTY EMERGENCY SERVICES DIV OF		1			1
AVON PARK CLUSTER		1			1
SARASOTA MEMORIAL HOSPITAL		1			1
INTERNAL MEDICINE ASSOCIATES		1			1
PEDIATRIC ASSOCIATES - JACKSONVILLE			1	100%	1
GWINNETT MEDICAL CENTER			1	100%	1
CFHC - FROSTPROOF			1	100%	1
Villa Maria			1	100%	1

# COVID-19: testing by laboratory

Data through Apr 24, 2021 verified as of Apr 25, 2021 at 09:25 AM

Data in this report are provisional and subject to change.

The numbers in the table below represent the number of Florida and non-Florida residents for whom test results were received by the Department of Health. A person can be tested by more than one laboratory and can have both positive and negative results. **Therefore, the sum of the numbers in each column will be larger than the total number of people tested.**

Reporting lab	Inconclusive	Negative	Positive	Percent positive	Total
CYPRESS CREEK DIALYSIS CTR			1	100%	1
MULTICARE PHYSICIANS			1	100%	1
MEDEXPRESS URGENT CARE - BENTONVILLE		1			1
UF HEALTH EMERGENCY CENTER LABORATORY		1			1
PARKVIEW MANOR NURSING HOME		1			1
CVS IL2297652CV CHICAGO		1			1
SAINT JOSEPH'S HOSPITAL AND MEDICAL CENTER		1			1
PANCARE HEALTH - BRUCE			1	100%	1
ADVENTHEALTH SENIOR CARE AT ORMOND			1	100%	1
PROVIDENCE PORTLAND MEDICAL CENTER		1			1
Eagle Point Health Care Center		1			1
SUN LABORATORY SERVICES,INC			1	100%	1
Wedgewood Manor		1			1
VA Texas Valley Coastal Bend Harlingen HCC		1			1
Kroger 779 - The Little Clinic Georgetown		1			1
SOUTH DADE NURSING & REHABILITATION CENTER			1	100%	1
ST FRANCIS MEDICAL CENTER			1	100%	1
CLINICAL CARE, INC			1	100%	1
APPLECARE URGENT CARE JESUP			1	100%	1
Signature HealthCare of Bowling Green		1			1
Encompass Health Rehab Hosp Tinton Falls		1			1
KIOSK MEDICINE KENTUCKY LLC		1			1
Kroger - KR003400316			1	100%	1
Parkside Manor		1			1
MEDEXPRESS URGENT CARE - MT EPHRAIM		1			1
American Fork Care Center dba Heritage Care Center		1			1
MEDICAL EXAMINERS OFFICE, LEESBURG			1	100%	1
NHSN_AIMS		1			1
Waycross VA CBOC		1			1
LANGLADE			1	100%	1
ELLCOTT CENTER FOR REHABILITATION AND		1			1
CHILDREN'S NATIONAL MEDICAL CENTER			1	100%	1
WELLINGTON WEST 100176			1	100%	1
COOSA VALLEY HEALTHCARE CENTER LLC		1			1
MORELL			1	100%	1
HEARTLAND PHARMACY SEBRING			1	100%	1
CHATSWORTH ASSISTED LIVING COMMUNITY AT PGA NATIONAL			1	100%	1
WILMINGTON NURSING AND REHAB			1	100%	1
JEFFREY A HIRSCHFIELD, MD PA			1	100%	1
LAB TEST KENDALL LLC		1			1
Ashland Place Health and Rehabilitation, LLC		1			1
GALVESTON COUNTY HEALTH DISTRICT			1	100%	1
Smg At Bridgewater Family Medicine		1			1
Mountain City Care and Rehabilitation Center		1			1
MEDCOR AT ROYAL CARIBBEAN			1	100%	1
HSRE-ASL CASSELBERRY TRS, LLC			1	100%	1
ADVENTHEALTH HOME CARE WATERMAN			1	100%	1



# COVID-19: testing by laboratory

Data through Apr 24, 2021 verified as of Apr 25, 2021 at 09:25 AM

Data in this report are provisional and subject to change.

The numbers in the table below represent the number of Florida and non-Florida residents for whom test results were received by the Department of Health. A person can be tested by more than one laboratory and can have both positive and negative results. **Therefore, the sum of the numbers in each column will be larger than the total number of people tested.**

Reporting lab	Inconclusive	Negative	Positive	Percent positive	Total
SYNAPSE ANALYTICAL LABS		1			1
ALL PRO ORTHOPEDICS & SPORTS MEDICINE, PA			1	100%	1
LIFE CARE CENTER OF CLEVELAND		1			1
DSL TENANT II LLC			1	100%	1
SYNERGY DIALYSIS INC			1	100%	1
PIEDMONT MOUNTAINSIDE HOSPITAL LABORAT		1			1
TRANSCEND PERFORMANCE AND LIFESTYLE INSTITUTE			1	100%	1
MOUNT SINAI HOSPITAL OF QUEENS			1	100%	1
CMC MERCY LABORATORY			1	100%	1
Walgreens #5421		1			1
Diversicare of Ripley		1			1
PEDIATRIC PARTNERS ZEPHYRHILLS			1	100%	1
SHAW MEDICAL GROUP LLC			1	100%	1
Kroger 588 - The Little Clinic Thompsons Station		1			1
SOMA MEDICAL CENTER PA #4			1	100%	1
PRESTIGE ER			1	100%	1
DEVITA		1			1
Caldwell Care		1			1
PROGRESSIVE URGENT CARE, PC			1	100%	1
MID FLORIDA DERMATOLOGY ASSOCIATES PA			1	100%	1
SUN CITY DIAGNOSTIC CENTER			1	100%	1
AAA MEDICAL TESTING			1	100%	1
St. Catherine's manor of Findlay		1			1
EXACCARE KINGSTON, LLC			1	100%	1
Ozark Health and Rehabilitation, LLC		1			1
NIHCC			1	100%	1
ATHENS MEDICAL CENTER			1	100%	1
PEDIATRIC ASSOCIATES - DORAL			1	100%	1
UNIVERSITY OF MARYLAND PATHOLOGY ASSOCIATES			1	100%	1
EMERY MEDICAL CENTER			1	100%	1
Bolingreen Health and Rehabilitation		1			1
Walgreens #9121		1			1
HERITAGE HEALTHCARE CENTER AT TALLAHASSEE			1	100%	1
Seal Rock Healthcare		1			1
Heritage of Red Cloud		1			1
SONORAN DESERT PATHOLOGY			1	100%	1
MEMORIAL HERMANN OCCUPATIONAL HEALTH			1	100%	1
QUALITY LAB			1	100%	1
Good Shepherd Fairview Home, Inc.		1			1
ENT AND ALLERGY ASSOCIATES, LLP		1			1
RIVERSIDE PEDIATRIC GROUP, INC		1			1
BMRHC HARRISON		1			1
MEMORIAL HOSPITAL AT GULFPORT			1	100%	1
Maple Lane Nursing Home		1			1
KEY BISCAYNE PEDIATRIC ASSOCIATES INC			1	100%	1
MEDEXPRESS URGENT CARE-BRENTWOOD		1			1
REHABILITATION CENTER OF SOUTH GEORGIA		1			1

# COVID-19: testing by laboratory

Data through Apr 24, 2021 verified as of Apr 25, 2021 at 09:25 AM

Data in this report are provisional and subject to change.

The numbers in the table below represent the number of Florida and non-Florida residents for whom test results were received by the Department of Health. A person can be tested by more than one laboratory and can have both positive and negative results. **Therefore, the sum of the numbers in each column will be larger than the total number of people tested.**

Reporting lab	Inconclusive	Negative	Positive	Percent positive	Total
COASTAL MANOR		1			1
CVS TN6394POCT BRENTWOOD		1			1
CVS MA634POCT KINGSTON			1	100%	1
Consulate Health Care of Tallahassee			1	100%	1
IC LABS			1	100%	1
MEDICAL ASSOCIATES OF CARTER		1			1
DOCTORS HOSPITAL OF LAREDO			1	100%	1
SELECT SPECIALTY HOSPITAL - ORLANDO SOUTH			1	100%	1
ORDRS, INC.			1	100%	1
Glenburn Home		1			1
LONESTAR 24HRER MANAGEMENT LLC DBA LONESTAR 24HRER			1	100%	1
Franciscan Convalescent Hospital		1			1
SPORTS MEDICINE CLINIC - U OF WYOMING			1	100%	1
SUNCOAST BEHAVIORAL HEALTH CENTER			1	100%	1
Life Care Center of Paradise Valley		1			1
AristaCare at Meadow Springs		1			1
Woodstock Nursing and Rehabilitation Center		1			1
CLIFTON-FINE HOSPITAL LABORATORY		1			1
TEXAS HEALTH HARRIS METHODIST HOSPITAL			1	100%	1
CRESTHAVEN			1	100%	1
HAMPTON VAMC		1			1
GATEWAY COMMUNITY SERVICES INC			1	100%	1
BATESVILLE - SHERWOOD URGENT CARE			1	100%	1
YUMA REGIONAL MEDICAL CENTER			1	100%	1
VITAL CARE			1	100%	1
DEL PRADO MEDICAL CENTER, INC		1			1
ROSLYN INTERNAL MEDICINE		1			1
ADVANCED MEDICAL LABORATORIES (AML)			1	100%	1
TILLAMOOK COUNTY GENERAL HOSPITAL LAB		1			1
HIGHLAND LABORATORY			1	100%	1
NEMOURS CHILDREN'S			1	100%	1
WESTOX LABS		1			1
SANFORD HOME		1			1
MORGAN MEDICAL CENTER		1			1
MEDEXPRESS URGENT CARE-HAVERHILL		1			1
POUDRE VALLEY HOSPITAL			1	100%	1
TARRANT MEDICAL ASSOCIATES			1	100%	1
GATEWAY FAMILY HEALTH CLINIC			1	100%	1
COVE AT THE MARBELLA,THE			1	100%	1
PEDIATRIC ASSOC OF JACKSONVILLE PA			1	100%	1
BANNER UNIVERSITY MEDICAL CENTER			1	100%	1
PREVENTIVE CARDIOLOGY AND INTERNAL MEDICINE ASSOCI			1	100%	1
Kroger 894 - The Little Clinic NEC		1			1
METRO HEALTH HOSPITAL LABORATORY		1			1
WALGREENS #10308		1			1
BAPTIST EMERGENCY HOSPITAL - KELLY			1	100%	1
STUDENT HEALTH CENTER			1	100%	1

# COVID-19: testing by laboratory

Data through Apr 24, 2021 verified as of Apr 25, 2021 at 09:25 AM

Data in this report are provisional and subject to change.

The numbers in the table below represent the number of Florida and non-Florida residents for whom test results were received by the Department of Health. A person can be tested by more than one laboratory and can have both positive and negative results. **Therefore, the sum of the numbers in each column will be larger than the total number of people tested.**

Reporting lab	Inconclusive	Negative	Positive	Percent positive	Total
LEHIGH REGIONAL WOUND CENTER			1	100%	1
NEW HORIZON PRIMARY CARE LLC			1	100%	1
RIVERTON CBOC			1	100%	1
LUMICO LIFE INSURANCE COMPANY		1			1
NHC HEALTH CARE CENTER		1			1
WESTCOAST FAMILY PRACTICE		1			1
PATIENT FIRST - SICKLERVILLE		1			1
WALGREENS #05432		1			1
CELEBRATION FAMILY PHYSICIANS LLC			1	100%	1
ELKTON TRANSITIONAL CARE CENTER		1			1
SACRED HEART MEDICAL CENTER			1	100%	1
FLORIDA HOSPITAL TRANSPLANT CENTER		1			1
CORE OCCUPATIONAL MEDICINE			1	100%	1
CVS NV9586POCT RENO		1			1
ANDREWS			1	100%	1
Good Samaritan Society - Mountian Lake		1			1
CLINICAL LABORATORY DEPARTMENT			1	100%	1
Alden Lincoln Park			1	100%	1
LAKELAND MEDICAL CENTER			1	100%	1
UT MD ANDERSON CANCER CENTER-TUMOR MARKER LAB			1	100%	1
MARYWOOD HEIGHTS		1			1
CENTRAL FLORIDA HOSPITALIST			1	100%	1
NORTH CAROLINA STATE LABORATORY OF PUBLIC HEALTH, SPECTRUM LAB NETWORK			1	100%	1
GREATER MIAMI DIALYSIS			1	100%	1
HANCOCK REGIONAL HOSPITAL		1			1
Pelican Health Norfolk			1	100%	1
Parkview Care Center			1	100%	1
IDAHO HEALTH DEPARTMENT			1	100%	1
Oakview Manor Health and Rehab		1			1
CLINTON DRUG STORE		1			1
Central Alabama Veterans HCS - East Campus		1			1
LAKE MARY DIALYSIS			1	100%	1
ASHLEY PEDIATRICS DAY AND NIGHT CLINIC			1	100%	1
ALIMETRIX INC		1			1
Kroger 539 - The Little Clinic Memorial Blvd.		1			1
MCG HOSPITALS AND CLINICS			1	100%	1
PREMIER HEALTH CARE INC			1	100%	1
SPECTRUM LUDINGTON			1	100%	1
LINK PHARMACY LLC		1			1
UNIVERSITY OF SOUTH FLORIDA			1	100%	1
CVS CT2210POCT RIVERSIDE		1			1
MYLAN-SOUTH POINT PA		1			1
JP MORGAN CHASE HEALTH SERVICES			1	100%	1
ASSOCIATES MD MEDICAL GROUP INC			1	100%	1
PREMISEHEALTH		1			1
YOUR KIDS URGENT CARE			1	100%	1
MT SINA1 HOSPICE			1	100%	1

# COVID-19: testing by laboratory

Data through Apr 24, 2021 verified as of Apr 25, 2021 at 09:25 AM

Data in this report are provisional and subject to change.

The numbers in the table below represent the number of Florida and non-Florida residents for whom test results were received by the Department of Health. A person can be tested by more than one laboratory and can have both positive and negative results. **Therefore, the sum of the numbers in each column will be larger than the total number of people tested.**

Reporting lab	Inconclusive	Negative	Positive	Percent positive	Total
WOOD COUNTY HEALTH DEPARTMENT			1	100%	1
VIVIAN SIMMONS FAMILY PRACTICE			1	100%	1
HENRY FORD HOSPITAL			1	100%	1
CARENOW URGENT CARE-HENDERSONVILLE		1			1
HOLMES FAMILY PRACTICE PA			1	100%	1
ORCHARD PARK HEALTH CARE AND REHABILITATION CENTER		1			1
Canandaigua VAMC		1			1
PHYSICIANS IMMEDIATE CARE			1	100%	1
BAYMEADOWS PEDIATRIC CARE		1			1
DORA HOME CARE			1	100%	1
D'YOUVILLE SCHOOL OF PHARMACY		1			1
CLINIC OF PLANT CITY, THE		1			1
CENTRAL CAROLINA HOSPITAL			1	100%	1
PSL JAX BEACH OPERATIONS LLC			1	100%	1
NEW ULM MEDICAL CENTER			1	100%	1
BROOKDALE WEST PALM BEACH			1	100%	1
LIBERTY COMMONS NURSING AND REHABILITA		1			1
BAY AREA HOSPITAL LAB & HST		1			1
METHODISM MIDLOTHIAN MEDICAL CENTER			1	100%	1
WALGREENS #10854		1			1
2504-HOMEWOOD		1			1
Salem Hills Rehabilitation and Nursing Center		1			1
REGIONAL MEDICAL CENTER			1	100%	1
INTERIM HEALTHCARE			1	100%	1
AVERA HEART HOSPITAL OF SD			1	100%	1
TRIPLE O RESEARCH INSTITUTE PA			1	100%	1
Sherwood Oaks Health Center			1	100%	1
THYROID SPECIALTY LABORATORY			1	100%	1
RENOWN REGIONAL MEDICAL CENTER			1	100%	1
RIDGE OPTUM FLORIDA			1	100%	1
LABTECH DIAGNOSTICS			1	100%	1
INNOVATIVE HEALTH DIAGNOSTIC OF CALIFORNIA			1	100%	1
CLARKSVILLE MANOR INC		1			1
RENEGADEXBIO, PBC	1				1
PHOENIX MEDICAL CLINIC			1	100%	1
SUNY AT STONY BROOK			1	100%	1
IZ MEDICAL		1			1
PARKWAY REGIONAL MEDICAL CENTER LAB			1	100%	1
CARENOW URGENT CARE – SPRING			1	100%	1
ORAL & FACIAL SURGERY			1	100%	1
MEMORIAL MEDICAL CENTER			1	100%	1
CARE CONNECTIONS AT HOME LLC			1	100%	1
PENROSE HOSPITAL			1	100%	1
SWIFT CREEK HEALTH CENTER AT THE TEMPL		1			1
NEMOURS CHILDRENS URGENT CARE			1	100%	1
JOHN D. ARCHBOLD MEMORIAL HOSPITAL			1	100%	1
WW Chem Auto SS			1	100%	1

# COVID-19: testing by laboratory

Data through Apr 24, 2021 verified as of Apr 25, 2021 at 09:25 AM

Data in this report are provisional and subject to change.

The numbers in the table below represent the number of Florida and non-Florida residents for whom test results were received by the Department of Health. A person can be tested by more than one laboratory and can have both positive and negative results. **Therefore, the sum of the numbers in each column will be larger than the total number of people tested.**

Reporting lab	Inconclusive	Negative	Positive	Percent positive	Total
MID-SOUTH URGENT CARE, PLLC			1	100%	1
JET MEDICAL CENTER			1	100%	1
LAKE WALES DIALYSIS CENTER			1	100%	1
BAPTIST HEALTH SURGERY CENTER			1	100%	1
COSTAMED GRUPO MEDICO			1	100%	1
PEDIATRIC SPECIALTY CLINIC COLLIER			1	100%	1
DELTONA VA CBOC		1			1
MEDICAL CENTER OF TRINITY - MOB		1			1
BLACK SHEEP MEDICAL			1	100%	1
JOHN HOPKINS WELLNESS CENTER PEPSICO			1	100%	1
CLINICAL MICROBIOLOGY LAB FAIRVIEW UNIVERSITY HOSPITAL			1	100%	1
1ST CHOICE URGENT CARE CENTER LLC			1	100%	1
MED LAB SERVICES, LLC			1	100%	1
J F K PEDIATRICS			1	100%	1
INDIGO PALMS			1	100%	1
STEELFUSION CLINICAL TOXICOLOGY LABS			1	100%	1
HOME AIDE SVC OF EASTERN NY INC D/B/A		1			1
TALLAHASSEE DIALYSIS		1			1
Oak Hill Health & Rehabilitation Center			1	100%	1
Stonespring Transitional Care		1			1
PALM BEACH PEDIATRIC UROLOGY			1	100%	1
Riverside Nursing & Rehabilitation Center		1			1
PALM COAST DRAW STATION/AMERICAN HEALTH ASSOCIATES		1			1
RIVERSIDE COUNTY PUBLIC HEALTH LABORATORY			1	100%	1
THE BRENNITY AT TRADITION			1	100%	1
PROVIDENCE HOSPITAL			1	100%	1
Villages of St.Peters		1			1
PEDIATRIC PARTNERS OF ZEPHYRHILLS PA			1	100%	1
LABONE		1			1
ADVANCE GASTROENTEROLOGY			1	100%	1
CHILDRENS HEALTHCARE CTE OF NORTHERN		1			1
PACE UNIVERSITY HEALTH CARE		1			1
HOLYOKE MEDICAL CENTER			1	100%	1
MEMORIAL HERMANN MEDICAL GROUP-ATASCOCITA PEDS			1	100%	1
PALMETTO LANDING			1	100%	1
PATHOLOGYT & LAB MEDICINE SERVICES			1	100%	1
SINAI URGENT CARE FORT WORTH, LLC			1	100%	1
Kroger 909 - The Little Clinic Hamilton			1	100%	1
Kroger 527 - The Little Clinic Hwy 70 S.		1			1
GATEWAY HEALTHCARE, PC			1	100%	1
CENTRAL FLA PEDIATIC URGENT CARE LLC		1			1
Elderwood at Lancaster		1			1
HAYS CLINICAL LAB			1	100%	1
EMERALD HEALTH CARE		1			1
UCSD MICROBIOLOGY LABORATORY			1	100%	1
RANDOLPH-MACON COLLEGE			1	100%	1
AUBURNDALE DOCTOR TODAY			1	100%	1



# COVID-19: testing by laboratory

Data through Apr 24, 2021 verified as of Apr 25, 2021 at 09:25 AM

Data in this report are provisional and subject to change.

The numbers in the table below represent the number of Florida and non-Florida residents for whom test results were received by the Department of Health. A person can be tested by more than one laboratory and can have both positive and negative results. **Therefore, the sum of the numbers in each column will be larger than the total number of people tested.**

Reporting lab	Inconclusive	Negative	Positive	Percent positive	Total
MEMORIAL HOSPITAL MIRAMAR WAIVED TESTING			1	100%	1
CAN COMMUNITY HEALTH NORTH MIAMI, FL		1			1
WINTER GARDEN CHILDREN'S HEALTH CENTERS			1	100%	1
Diversicare of Eupora		1			1
Peninsula Nursing and Rehabilitation Center		1			1
ADVANCED INDIVIDUALIZED MEDICINE OF NAPLES			1	100%	1
NORTHERN KENTUCKY HEALTH DEPARTMENT			1	100%	1
KROGER 915 - THE LITTLE CLINIC ANDERSON			1	100%	1
PHYSICIANS LAB INC			1	100%	1
KIDZ FAMILY CARE			1	100%	1
OCEAN PEDIATRIC CARE			1	100%	1
FAMILY MEDICAL CENTERS			1	100%	1
STONESPRINGS HOSPITAL CENTER			1	100%	1
UF HEALTH FAMILY MEDICINE-GOODBYS CREEK			1	100%	1
UMASS MEMORIAL/MARLBORO HOSPITAL			1	100%	1
CARESPOT - WELLINGTON			1	100%	1
INTERNAL MEDICINE GROUP OF WINTER HAVEN PA		1			1
TMH PHYSICIAN PARTNERS WAKULLA			1	100%	1
GULF BREEZE TREATMENT CENTER, LLC			1	100%	1
BACON COUNTY HOSPITAL		1			1
Accordius Health at Gastonia			1	100%	1
NORTH COUNTY MEDICAL LAB			1	100%	1
NORTH BROWARD MEDICAL CENTER			1	100%	1
BROOKS REHAB			1	100%	1
ALL CHILDRENS PEDIATRIC CLINIC			1	100%	1
Medilodge of Midland		1			1
PENNY PEDIATRICS		1			1
ASSOCIATESMD			1	100%	1
LAB. CORP. OF AMERICA			1	100%	1
NORTH MIAMI BEACH SURGICAL CENTER			1	100%	1
MOUNT SINAI MEDICAL CENTER HIALEAH			1	100%	1
ISSAM ALBANNA MD PA			1	100%	1
VIP STARNETWORK		1			1
BEACH CARE PLLC			1	100%	1
GENEVA FAMILY HEALTH			1	100%	1
HUNTERS CREEK MEDICAL ASSOCIATES PA		1			1
TMH URGENT CARE CENTER			1	100%	1
OMNICARE PHARMACY OF TEXAS 1, LP		1			1
Good Samaritan Society-Atkinson		1			1
REDMOND REGIONAL MEDICAL CENTER			1	100%	1
LAKEWOOD RANCH URGENT CARE PA			1	100%	1
DOYLESTOWN HOSPITAL			1	100%	1
LEESBURG DIALYSIS CENTER		1			1
WALGREENS #01456		1			1
SIGNATURE CARE MIDLAND			1	100%	1
MD NOW MEDICAL CENTERS, INC			1	100%	1
WAKE FOREST MEDICAL CENTER LABORATORY			1	100%	1

# COVID-19: testing by laboratory

Data through Apr 24, 2021 verified as of Apr 25, 2021 at 09:25 AM

Data in this report are provisional and subject to change.

The numbers in the table below represent the number of Florida and non-Florida residents for whom test results were received by the Department of Health. A person can be tested by more than one laboratory and can have both positive and negative results. **Therefore, the sum of the numbers in each column will be larger than the total number of people tested.**

Reporting lab	Inconclusive	Negative	Positive	Percent positive	Total
Nemours Children's Clinic-Orla			1	100%	1
CAREFIRST URGENT CARE - BEECHMONT			1	100%	1
Melbourne Terrace Rehabilitation Center			1	100%	1
KODIAK AREA NATIVE ASSOCIATION-KANA			1	100%	1
Greene Meadows Nursing and Rehabilitation Center		1			1
CLEVELAND HEARTLAB			1	100%	1
ALTA BATES SUMMIT MEDICAL CENTER CLINICAL LAB			1	100%	1
WALGREENS #05150		1			1
WALMART PHARMACY 10-4554		1			1
MBMG OF WINTER HAVEN			1	100%	1
FAMILY PRACTICE OF CENTRAL FLORIDA PA			1	100%	1
URGENT DOC -NACOGODOCHES CLINIC			1	100%	1
CVS TX7824POCT GARLAND		1			1
CHC			1	100%	1
WALGREENS #04786		1			1
Kroger 356 - The Little Clinic Middletown		1			1
Kroger - KRO01100688			1	100%	1
PRIMARY CARE GROUP LLC		1			1
THE INTERNAL MEDICAL GROUP		1			1
SOPHIA MEDICAL ASSOCIATES, PC			1	100%	1
Garden View Care Center at Dougherty Ferry		1			1
SUMMERFORD NURSING HOME, INC.		1			1
ECHCS - Jewell Clinic		1			1
WINDSOR MANOR			1	100%	1
HARDVARD VANGUARD MEDICAL ASSOCIATES - NEEDHAM			1	100%	1
Crisp Regional Nursing and Rehab Center		1			1
EVANS FAMILY CARE PA			1	100%	1
LIFE CARE CENTER OF HILTON HEAD		1			1
AMBULATORY CARE CLINIC, LLC			1	100%	1
MINUTECLINIC DIAGNOSTIC OF NH, LLC (CL		1			1
MIAMI JEWISH DIALYSIS			1	100%	1
Masonic Medical Research Institute			1	100%	1
MAYO MEDICAL LABORATORIES			1	100%	1
ADVANCE HEALTH AND WELLNESS SOLUTIONS			1	100%	1
Kroger 086 - The Little Clinic Broomfield-Sheridan		1			1
SMA BEHAVIORAL HEALTH SERVICES INC		1			1
EMPATH HOME HEALTH LLC			1	100%	1
CHILDRENS AT NORTH POINT URGENT CARE L		1			1
PATHOLOGY ASSOCIATES			1	100%	1
HEARTLAND NURSING & REHABILITATION		1			1
WESTCHESTER MEDICAL CENTER ADVANCED		1			1
ST JOSEPHS CHILDRENS HOSPITAL PEDI TRANSPORT			1	100%	1
BROOKDALE FORT WALTON BEACH			1	100%	1
Washington County Nursing H0me			1	100%	1
TANNER MEDICAL CENTER VILLA RICA		1			1
NEW YORK STATE DEPARTMENT OF HEALTH			1	100%	1
IMMY LABS			1	100%	1

# COVID-19: testing by laboratory

Data through Apr 24, 2021 verified as of Apr 25, 2021 at 09:25 AM

Data in this report are provisional and subject to change.

The numbers in the table below represent the number of Florida and non-Florida residents for whom test results were received by the Department of Health. A person can be tested by more than one laboratory and can have both positive and negative results. **Therefore, the sum of the numbers in each column will be larger than the total number of people tested.**

Reporting lab	Inconclusive	Negative	Positive	Percent positive	Total
CLEVELAND CLINIC FLORIDA WAIVED			1	100%	1
WALGREENS #5130			1	100%	1
HIGH DESERT COURT GROUP HOME			1	100%	1
park avenue extended care		1			1
PASCO COUNTY HEALTH DEPARTMENT			1	100%	1
BIOLOGICAL AND CHEMICAL EMERGENCIES LABORATORY			1	100%	1
CARSON NURSING AND REHABILITATION CENTER		1			1
MID-FLORIDA PATHOLOGY LLC		1			1
CVS PA2867POCT FOLSOM		1			1
MAINE HEALTH AND ENVIRONMENTAL TESTING LABORATORY			1	100%	1
BAPTIST HEALTH PRIMARY CARE AT CUTLER BAY			1	100%	1
NABI		1			1
GADSDEN FAMILY PRACTICE		1			1
GAMMA HEALTHCARE, INC		1			1
ALBUQUERQUE INDIAN HEALTH CENTER		1			1
PUBLIC HEALTH LABORATORIES			1	100%	1
NEMOURS CHILDREN'S PRIMARY CARE			1	100%	1
JOHN MANCHIN SR HEALTH CARE CENTER		1			1
INFANTS & CHILDREN PA			1	100%	1
ARISTACARE AT MANCHESTER		1			1
MINUTE CLINIC DIAGNOSTIC MED GRP OF CA		1			1
COASTAL PEDIATRICS LLC			1	100%	1
HEALTH CARPENTER PLLC		1			1
MEDEXPRESS URGENT CARE - LAWTON		1			1
BREVARD COUNTY JAIL			1	100%	1
SUNSHINE FAMILY & WELLNESS CENTER			1	100%	1
WALGREENS # 12338		1			1
NORTH FLORIDA REGIONAL MEDICAL CENTER EMERGENCY			1	100%	1
INTERIM HEALTHCARE OF PALM COAST			1	100%	1
ROSE HAVEN NURSING CENTER		1			1
Lemont Nursing and Rehab Center			1	100%	1
BRIAN C GRINER MD LLC			1	100%	1
Kroger 682 - The Little Clinic Combs and Gantzel		1			1
EILEEN TURBESSI MD PA		1			1
WY RETIREMENT CENTER		1			1
CARENOW-MONTGOMERY			1	100%	1
ST JUDE CARE CENTER		1			1
Livingston County Center for Nursing and Rehabilitation		1			1
MEMPHIS URGENT CARE #2, LLC			1	100%	1
FORT MYERS DIALYSIS		1			1
FLORIDA MEDICAL CLINIC PA GI			1	100%	1
Cerenity Senior Care-White Bear Lake		1			1
San Antonio Residence and Rehabilitation Center		1			1
Traymore Nursing Center		1			1
ANDERSON NURSING CENTER			1	100%	1
SIPERSTEIN DERMATOLOGY LLC			1	100%	1
VA ST LOUIS HEALTH CARE SYSTEM			1	100%	1

# COVID-19: testing by laboratory

Data through Apr 24, 2021 verified as of Apr 25, 2021 at 09:25 AM

Data in this report are provisional and subject to change.

The numbers in the table below represent the number of Florida and non-Florida residents for whom test results were received by the Department of Health. A person can be tested by more than one laboratory and can have both positive and negative results. **Therefore, the sum of the numbers in each column will be larger than the total number of people tested.**

Reporting lab	Inconclusive	Negative	Positive	Percent positive	Total
SUNCOAST RESEARCH GROUP LLC			1	100%	1
SKYRIDGE CLINICAL ASSOCIATES		1			1
DILELLA			1	100%	1
PALMETTO PRIMARY CARE PHYSICIANS			1	100%	1
URGENT CARE OF COASTAL GEORGIA			1	100%	1
GIBSON AREA PRIMARY CARE			1	100%	1
URGENT CARE NORTHWEST		1			1
FLORHAM PARK ENDOSCOPY CENTER		1			1
SPRINGFIELD HOSPITAL			1	100%	1
Diversicare of Smyrna		1			1
GOLDING-GRANADO MEDICAL ASSOCIATES		1			1
MEDEXPRESS URGENT CARE - JACKSON		1			1
MINUTE CLINIC DIAGNOSTICS OF IN, LLC #6252		1			1
PEDIATRIC PARTNERS			1	100%	1
RADIANCE HEALTH RX		1			1
PALMA CEIA MED GROUP-SWANN		1			1
CONVENIENT URGENT CARE			1	100%	1
WINCHESTER URGENT CARE, PC		1			1
RAYMOND F CARON MD			1	100%	1
WESLEY MEDICAL CENTER			1	100%	1
HEALTH FIRST HOME CARE		1			1
Hinesville VA Clinic		1			1
PALM COTTAGE OPERATOR LLC			1	100%	1
STITCHES ACUTE CARE CENTER OF CHEYENNE			1	100%	1
ADVANCED CARDIOVASCULAR DIAGNOSTICS PL		1			1
Walgreens #11724		1			1
PRACTITIONERS IN MOTION			1	100%	1
KELLY			1	100%	1
HEALTH GUAGE			1	100%	1
US LABORATORIES			1	100%	1
BRISTOL REGINAL MEDICAL CENTER			1	100%	1
Manor Care of Dallastown d/b/a ManorCare Health Services - Dallastown		1			1
Bayou Vista Community Care Center			1	100%	1
JPS HEALTH CENTER AT TRUE WORTH PLACE			1	100%	1
WELLPATH			1	100%	1
Victoria Manor		1			1
KEY WEST BRANCH MEDICAL CLINIC			1	100%	1
GSM OCED Subsection			1	100%	1
KENNEDY BOULEVARD DIALYSIS			1	100%	1
WHEATON FRANCISCAN LABORATORY			1	100%	1
MEMORIAL HOSPITAL LOS BANOS			1	100%	1
MIAMI CHILDRENS HOSPITAL MIDTOWN OUTPATIENT CENTER			1	100%	1
EAST END PEDIATRICS		1			1
SILVER SPRINGS SHORES DIALYSIS			1	100%	1
Raleigh Center (WV)			1	100%	1
ORLANDO DIALYSIS		1			1
SEATTLE-KING COUNTY			1	100%	1

# COVID-19: testing by laboratory

Data through Apr 24, 2021 verified as of Apr 25, 2021 at 09:25 AM

Data in this report are provisional and subject to change.

The numbers in the table below represent the number of Florida and non-Florida residents for whom test results were received by the Department of Health. A person can be tested by more than one laboratory and can have both positive and negative results. **Therefore, the sum of the numbers in each column will be larger than the total number of people tested.**

Reporting lab	Inconclusive	Negative	Positive	Percent positive	Total
LAKE VIEW COURT		1			1
CVS IL2297651CV JOLIET		1			1
INFINITY HOME CARE OF PORT CHARLOTTE, LLC			1	100%	1
Erwin Health Care Center		1			1
CENTER AT WATERFRONT		1			1
Jenkins Living Center		1			1
GENESIS MICROBIOLOGY LAB		1			1
ADVENTHEALTH MEDICAL GROUP UROLOGY AT EAST ORLANDO		1			1
CORVALLIS CLINIC PC LAB		1			1
FAU MEMORY & WELLNESS CENTER			1	100%	1
OUCH URGENT CARE			1	100%	1
STAT EMERGENCY CENTER			1	100%	1
SAINT JOSEPHS HOSPITAL OF ATLANTA			1	100%	1
BARTLE'S PHARMACY INC			1	100%	1
LABORATORY COPRORATION OF AMERICA			1	100%	1
LITTLE COMPANY OF MARY HOSPITAL			1	100%	1
AMBRY GENETICS CORP	1				1
NORTH WEST FLORIDA DIAGNOSTIC ENOCRINOLOGY CLINIC			1	100%	1
MEDEXPRESS URGENT CARE - LEOMINSTER		1			1
FLAGLER COUNTY BOARD OF COUNTY COMMISSIONERS			1	100%	1
HEALTH & WELLNESS PROFESSIONALS INC			1	100%	1
PROGRESSIVE MEDICAL RESEARCH			1	100%	1
MRMC LAB MICRO			1	100%	1
Kempsville Health and Rehab Center		1			1
AMALIA'S COMMUNITY CLINIC, CORP			1	100%	1
Mayaguez Outpatient Clinic		1			1
LANCASHIRE HALL NURSING AND REHABILITATION CENTER		1			1
Schenectady Center for Rehabilitation & Nursing		1			1
COMMUNITY HOSPITALS INDIANAPOLIS			1	100%	1
NORTH SHORE MEDICAL CENTER - SALEM HOSPITAL			1	100%	1
REGENTS PARK OF JACKSONVILLE			1	100%	1
CVS TN5694POCT SODDY DAISY		1			1
FRESENIUS KIDNEY CARE OF CLERMONT WEST			1	100%	1
PATHLAB SERVICES			1	100%	1
BAYSTATE REFERENCE LABORATORY			1	100%	1
VERIFY LABS			1	100%	1
EMERGENCY CARE SERVICES LAB AT JFK MEDICAL CENTER			1	100%	1
ACCESS HEALTH CARE PHYSICIANS, LLC		1			1
MOBILE MEDICAL CLINIC			1	100%	1
FLORIDA HOSPITAL ORMOND BEACH			1	100%	1
Florence Home		1			1
ARTESIAN HOME		1			1
GOOD SAMARITAN SOCIETY - DE SMET		1			1
METROWEST MEDICAL CENTER - FRAMINGHAM			1	100%	1
COVENANT HOSPITAL HOBBS D/B/A COVENANT		1			1
ACCESS TOTAL CARE - PORTLAND			1	100%	1
Mercy Manor Transition Center			1	100%	1



# COVID-19: testing by laboratory

Data through Apr 24, 2021 verified as of Apr 25, 2021 at 09:25 AM

Data in this report are provisional and subject to change.

The numbers in the table below represent the number of Florida and non-Florida residents for whom test results were received by the Department of Health. A person can be tested by more than one laboratory and can have both positive and negative results. **Therefore, the sum of the numbers in each column will be larger than the total number of people tested.**

Reporting lab	Inconclusive	Negative	Positive	Percent positive	Total
RINGLING HEALTH CENTER			1	100%	1
FRANKLIN CBOC			1	100%	1
MEDOR/ACC SYNCHRONY			1	100%	1
EVERGREEN NURSING HOME		1			1
VA Tennessee Valley HCS-Nashville Campus			1	100%	1
PRISMA HEALTH TUOMEY LABORATORY			1	100%	1
ACCESS FAMILY CARE LLC			1	100%	1
THEDACARE FAMILY MEDICINE GATEWAY			1	100%	1
MEDICAL CITY NORTH HILLS			1	100%	1
SHARP GROSSMONT HOSPITAL LABORATORY			1	100%	1
SOLARIS HEALTHCARE PLANT CITY		1			1
LUTHERAN HOSPITAL OF INDIANA			1	100%	1
NORTH PALM CHIDRENS PHYSICIANS			1	100%	1
PHI LIFE SCIENCES			1	100%	1
NORTH SHORE HEMATOLOGY-ONCOLOGY ASSOCIATES PC		1			1
HUGH CHATHAM FAMILY MEDICINE INDEPENDENCE		1			1
WEST PALM BEACH PHARMACEUTICALS LLC			1	100%	1
USF PHYSICIANS GROUP			1	100%	1
EASTGENE LABORATORIES		1			1
USA Healthcare LTC, LLC - Folsom Center for Rehabilitation & Healthca		1			1
TUNIS STREET GROUP HOME		1			1
Sarah A. Todd Memorial Home		1			1
SEASONS HOSPICE AND PALLIATIVE CARE OF			1	100%	1
DR Q PEDIATRICS			1	100%	1
PANCARE HEALTH - NORTHSIDE ELEMENTARY			1	100%	1
ANSWERS RESOURCE FACILITY		1			1
MOUNTAINVIEW URGENT CARE VALLEY		1			1
HEALTH AND HOPE CLINIC INC			1	100%	1
CARESTAT HOSPICE SERVICES			1	100%	1
PUBLIX PHARMACY #1488		1			1
Lopatcong Center		1			1
Trucare Living Centers - Columbus		1			1
MALUHIA		1			1
DEERFIELD BEACH REHABILITATION AND NURSING			1	100%	1
FOUNDATION LABORATORY			1	100%	1
Brynwood Health & Rehabilitation Center			1	100%	1
WEST FLORIDA MEDICAL CENTER CLINIC			1	100%	1
FRESENIUS MEDICAL CARE TRADTION			1	100%	1
Indianspring of Oakley		1			1
FIRST CARE WALK IN CLINIC LLC			1	100%	1
PALMS WEST SURGICENTER		1			1
CONWAY - SHERWOOD URGENT CARE			1	100%	1
LEXINGTON HOSPITAL CORPORATION			1	100%	1
NORTHSIDE HOSPITAL GWINNETT		1			1
FLAGLER CARE CENTER			1	100%	1
Towne Manor East		1			1
Bridgeway Care and Rehabilitation Center		1			1

# COVID-19: testing by laboratory

Data through Apr 24, 2021 verified as of Apr 25, 2021 at 09:25 AM

Data in this report are provisional and subject to change.

The numbers in the table below represent the number of Florida and non-Florida residents for whom test results were received by the Department of Health. A person can be tested by more than one laboratory and can have both positive and negative results. **Therefore, the sum of the numbers in each column will be larger than the total number of people tested.**

Reporting lab	Inconclusive	Negative	Positive	Percent positive	Total
WINTER PARK MEMORIAL HOSPITAL LABORATORY		1			1
DEVLIN MANOR NURSING AND REHABILITATION		1			1
MARTIN LUTHER KING RENAL INSTITUTE			1	100%	1
BRETON REHABILITATION & LIVING CENTRE		1			1
BEAUMONT REFERENCE LABORATORY			1	100%	1
EAST COAST INSTITUTE FOR RESEARCH LLC			1	100%	1
ADVANCE MD CARE			1	100%	1
Niles Nursing and Rehab. Center		1			1
SUMMERFIELD PAIN MANAGEMENT			1	100%	1
PHYSICIANS ASSOCIATES PA			1	100%	1
ST MICHAEL'S ELITE MEDICAL HOSPITAL			1	100%	1
SUPREME MEDICAL GROUP PLLC			1	100%	1
Manassas Health & Rehab			1	100%	1
Ravenwood Speciality Care		1			1
PROGENESIS INC			1	100%	1
DAYTONA BEACH OPC		1			1
Piedmont Crossing		1			1
THE READING HOSPITAL AND MEDICAL CENTER			1	100%	1
MARYLAND DEPARTMENT OF HEALTH AND MENTAL HYGIENE			1	100%	1
APOLLO ADVANCED HOME HEALTH CORP			1	100%	1
VIVEX/UMTB BIOMEDICAL			1	100%	1
SAINT BARNABAS MEDICAL CENTER		1			1
ORMC-ARDEN/EOI			1	100%	1
CARDIOLOGY AND FITNESS MEDICINE		1			1
ALL PEDIATRIC CARE PA			1	100%	1
PASTEUR MEDICAL CENTER LLC		1			1
PEDIATRIC ASSOCIATES OF ORLANDO			1	100%	1
ASUNCION HOME HEALTH CARE CORP			1	100%	1
Kroger 629 - The Little Clinic Cartersville, GA Hwy 41		1			1
PARKVIEW REGIONAL MEDICAL CENTER			1	100%	1
KIDS CORNER PEDIATRICS PLLC		1			1
AUSTIN URGENT CARE			1	100%	1
HOSPITAL SISTERS HEALTH SYSTEM (HSHS)			1	100%	1
SHAH			1	100%	1
Chatsworth Health Care		1			1
Imperial Healthcare Centre			1	100%	1
Kroger 682 - The Little Clinic New Holland Market			1	100%	1
OPTUM MEDICAL CLINIC IN ROCKRIMMON			1	100%	1
HEALTHCARE ASSOCIATES OF IRVING, LLP			1	100%	1
QUEST INC			1	100%	1
SSC NASHVILLE OPERATING CO LLC D/B/A		1			1
GEORGE WASHINGTON UNIVERSITY HOSPITAL			1	100%	1
CHILDREN'S MEMORIAL HOSPITAL			1	100%	1
NAVICENT HEALTH OCONEE, LLC		1			1
WORKCARE, INC GLOBALFOUNDRIES			1	100%	1
Waters of Covington		1			1
MEDCARE-GARNERS FERRY			1	100%	1

# COVID-19: testing by laboratory

Data through Apr 24, 2021 verified as of Apr 25, 2021 at 09:25 AM

Data in this report are provisional and subject to change.

The numbers in the table below represent the number of Florida and non-Florida residents for whom test results were received by the Department of Health. A person can be tested by more than one laboratory and can have both positive and negative results. **Therefore, the sum of the numbers in each column will be larger than the total number of people tested.**

Reporting lab	Inconclusive	Negative	Positive	Percent positive	Total
Pinnacle Health and Rehab at South Portland		1			1
CONVENIENT MD			1	100%	1
PUBLIX PHARMACY #1122		1			1
Springdale Village		1			1
LAKEWOOD RANCH MEDICAL GROUP LLC			1	100%	1
LAKESIDE MEDICAL CENTER		1			1
BRUNSWICK HEALTH AND REHABILITATION CE		1			1
MARTIN MEMORIAL MEDICENTER			1	100%	1
LACKAWANNA HEALTH AND REHAB CENTER		1			1
SUNRISE/QUAY COUNTY HEALTH CLINIC		1			1
EXPRESS LAB LIVINGSTON			1	100%	1
GENESIS HOME HEALTH CARE SERVICES OF			1	100%	1
PROVIDENCE ST. PATRICK HOSPITAL			1	100%	1
Eddy Memorial Geriatric Center		1			1
1ST MED DOTHAN			1	100%	1
VELOCITY URGENT CARE - CHIMNEY HILL			1	100%	1
KANA MEDICAL			1	100%	1
CLINICAL PATHOLOGY LABORATORIES SOUTHEAST INC			1	100%	1
ACCESS TOTAL CARE			1	100%	1
SPECIALTY MOLECULAR - DENVER			1	100%	1
SUMMERLIN MEDICAL CENTRE			1	100%	1
LIFECARE MEDICAL CENTER			1	100%	1
MARION GENERAL HOSPITAL			1	100%	1
ELEMENTS PHARMACY			1	100%	1
SACRED HEART HEALTH SYSTEM- MIDWIFE PROGRAM			1	100%	1
Shoreline Care Center			1	100%	1
DIMMIT REGIONAL HOSPITAL			1	100%	1
Wildwood Healthcare		1			1
MD NOW URGENT CARE			1	100%	1
MEMORIAL URGENT CARE CENTER -			1	100%	1
SOUTHWEST FLORIDA DIVISION LAB			1	100%	1
SJMC PHYSICIAN SERVICES			1	100%	1
TAMPA HEALTH CARE PROVIDERS PA		1			1
Hillside Rehab and Care Center			1	100%	1
Strasburg Care Center		1			1
BOND COUNTY HEALTH DEPARTMENT			1	100%	1
BIODORON LABORATORIES			1	100%	1
CARESPOT EXPRESS HEALTHCARE BOYNTON BEACH			1	100%	1
SUREPOINT URGENT CARE PADRE ISLAND			1	100%	1
FAMILY MEDICAL CENTER		1			1
ST. MARY MEDICAL CENTER		1			1
Scepter Rehab and Health care		1			1
LEHIGH PULMONARY ASSOCIATES			1	100%	1
WALGREENS_CHICAGO		1			1
CARENOW URGENT CARE - ANTIOCH		1			1
CENTRAL ALABAMA HEALTH CARE SYSTEM			1	100%	1
BRISTOL CHILDRENS CLINIC			1	100%	1

# COVID-19: testing by laboratory

Data through Apr 24, 2021 verified as of Apr 25, 2021 at 09:25 AM

Data in this report are provisional and subject to change.

The numbers in the table below represent the number of Florida and non-Florida residents for whom test results were received by the Department of Health. A person can be tested by more than one laboratory and can have both positive and negative results. **Therefore, the sum of the numbers in each column will be larger than the total number of people tested.**

Reporting lab	Inconclusive	Negative	Positive	Percent positive	Total
Kroger - KR003500568			1	100%	1
AMERICAN MEDICAL RESPONSE - FARMER BRA		1			1
Ohman Family Living at Holly Assisted Living		1			1
Kroger 465 - The Little Clinic Oakley		1			1
Eden Meadows		1			1
Birmingham Nursing and Rehabilitation East LLC		1			1
HALE KUPUNA HERITAGE HOME		1			1
AFFILIATED LABORATORIES INC			1	100%	1
NEXTCARE NIFONG			1	100%	1
CHI ST VINCENT LITTLE ROCK DIAGNOSTIC CLINIC			1	100%	1
CAPSTONE REHABILITATION AND HEALTHCARE		1			1
HEALTH PARTNERS LLC		1			1
WESTMORELAND REGIONAL HOSPITAL			1	100%	1
PATIENT FIRST - GARRISONVILLE			1	100%	1
MEDICAL CENTER AFFILIATES PALM SPRINGS			1	100%	1
UCH LAB			1	100%	1
MEDEXPRESS URGENT CARE - UNIONTOWN		1			1
EAST TENNESSEE STATE UNIVERSITY		1			1
VCU HEALTH SYSTEM AUTHORITY - MCV HOSPITALS			1	100%	1
WESTON COUNTY HEALTH SERVICES			1	100%	1
PORTSMOUTH REG. HOSPITAL			1	100%	1
Illiana HCS -Danville VAMC		1			1
WALGREENS # 04440		1			1
CVS MA937POCT CARVER		1			1
Princeton Place			1	100%	1
DOMINION DIAGNOSTICS			1	100%	1
SPEARE MEMORIAL HOSPITAL			1	100%	1
BAPTIST HOSPITAL FAMILY MEDICINE &			1	100%	1
BIOMAT ORLANDO		1			1
MOUNT ST MARYS HOSPITAL OF NIAGARA FALLS			1	100%	1
ACCESS MEDICAL GROUP OF TAMPA INC			1	100%	1
BLESSINGS MEDICAL CLINIC, THE			1	100%	1
HEALTHALLIANCE HOSPITAL LABORATORY		1			1
COVENANT HEALTH		1			1
ASHLEY CLINICAL DIAGNOSTIC LABORATORY			1	100%	1
NOSE AND SINUS INSTITUTE OF BOCA RATON		1			1
LAMARQUE DIALYSIS			1	100%	1
NSPIRE HEALTHCARE PLANTATION			1	100%	1
CERMAK HEALTH SERVICES			1	100%	1
ADVANCED RESEARCH AND DIAGNOSTIC LABORATORY UNIVERSITY OF MINNESOTA			1	100%	1
Maplewood of Cheshire County		1			1
PINELLAS POINT NURSING AND REHAB CENTER			1	100%	1
CHATEAU MADELEINE - SENIOR LIVING & MEMORY CARE			1	100%	1
DOCTORS MEMORIAL HOSP HOME HEALTH CARE		1			1
Sunnybrook Rehabilitation Center			1	100%	1
WASHINGTON SOLDIERS HOME AND COLONY		1			1
CAREHERE HUDSON BAY			1	100%	1

# COVID-19: testing by laboratory

Data through Apr 24, 2021 verified as of Apr 25, 2021 at 09:25 AM

Data in this report are provisional and subject to change.

The numbers in the table below represent the number of Florida and non-Florida residents for whom test results were received by the Department of Health. A person can be tested by more than one laboratory and can have both positive and negative results. **Therefore, the sum of the numbers in each column will be larger than the total number of people tested.**

Reporting lab	Inconclusive	Negative	Positive	Percent positive	Total
ARIZA WELLNESS CARE LLC			1	100%	1
FAMILY AND INTERNAL MEDICINE ASSOCIATES		1			1
CORONA CONCIERGE, LLC		1			1
GENESIS CARE USA OF FLORIDA, LLC			1	100%	1
PHYSICIANS PREMIER ER- CENTRAL AUSTIN			1	100%	1
CAREWELL 203			1	100%	1
HEARTLAND OF MARIETTA OH LLC DBA		1			1
Oregon Veterans Home The Dalles		1			1
TRITENN LLC		1			1
BRANKO D PEJIC MD FAMILY PRACTICE			1	100%	1
Baypoint Healthcare Center			1	100%	1
Accordius Health at Harrisonburg		1			1
NATIONAL INSTITUTES OF HEALTH CLINICAL CENTER			1	100%	1
MARTIN MEM FAMILY CARE AT ST LUCIE W			1	100%	1
PEDIATRIC ASSOCIATES OF JULINGTON CREEK			1	100%	1
Kroger 524 - The Little Clinic Iron Bridge Road		1			1
NEW ERA HEALTH CENTER INC		1			1
LEE HEALTH KIDS URGENT CARE		1			1
OPCO LLC LEGACY NURSING AND REHABILITA		1			1
DONALSONVILLE HOSPITAL			1	100%	1
CAPE CORAL HOSPITAL NURSING			1	100%	1
MYCLINIC, INC			1	100%	1
WAYCROSS INTRTNAL MEDICINE			1	100%	1
Vibrallife of El Paso Rehabilitation Center			1	100%	1
TRAVIS LEE THOMPSON MD			1	100%	1
PARTNERS IN PRIMARY CARE		1			1
NULEASE MEDICAL SOLUTIONS			1	100%	1
DR. K PEDIATRICS			1	100%	1
AIRPORT MEDICAL SOLUTIONS ORLANDO			1	100%	1
ARIZONA STATE LABORATORY			1	100%	1
GULF COAST VILLAGE HOME HEALTH INC			1	100%	1
ST. PETERSBURG PEDIATRICS-SEMINOLE			1	100%	1
WMC HEALTH GROUP INC			1	100%	1
ST CATHERINE HOSPITAL LABORATORY			1	100%	1
SUPERKIDS PEDIATRICS			1	100%	1
NHC Chattanooga			1	100%	1
WELLSTAR SPALDING REGIONAL MEDICAL CENTER		1			1
TARRYTOWN PHARMACY			1	100%	1
ROSE MEDICAL CENTER LAB			1	100%	1
DOCTOR TODAY URGENT CARE			1	100%	1
PALACE CARE AND REHAB		1			1
ST PETERSBURG GENERAL HOSPITAL LABORATORY			1	100%	1
WALK IN FAMILY MEDICINE CENTER			1	100%	1
CARENOW MIDTOWN			1	100%	1
CVS TX3702POCT KATY		1			1
HALIFAX HEALTH PRIMARY CARE			1	100%	1
FLORIDA CLINICAL LABORATORY INC DBA			1	100%	1



# COVID-19: testing by laboratory

Data through Apr 24, 2021 verified as of Apr 25, 2021 at 09:25 AM

Data in this report are provisional and subject to change.

The numbers in the table below represent the number of Florida and non-Florida residents for whom test results were received by the Department of Health. A person can be tested by more than one laboratory and can have both positive and negative results. **Therefore, the sum of the numbers in each column will be larger than the total number of people tested.**

Reporting lab	Inconclusive	Negative	Positive	Percent positive	Total
FLAGLER MEDICAL ASSOCIATES PA			1	100%	1
SANTA MONICA CA-UCLA MC			1	100%	1
PAMC MICRO LAB			1	100%	1
STORMONT VAIL HOSPITAL			1	100%	1
ADVENT HEALTH MEDICAL GROUP MULTISPECIALTY			1	100%	1
NICKLAUS CHILDREN'S DORAL OUTPATIENT CENTER			1	100%	1
TITUSVILLE REHABILITATION AND NURSING CENTER		1			1
SALUDA NURSING CENTER		1			1
MINUTE CLINIC DIAGNOSTIC PA			1	100%	1
Kroger 767 - The Little Clinic Beaumont		1			1
CASS LAKE PHS INDIAN HOSPITAL		1			1
COMMUNITY MEDICAL CARE			1	100%	1
RED HOOK FAMILY PRACTICE		1			1
BAXTER REGIONAL MEDICAL CENTER			1	100%	1
Mission Arch Center		1			1
PARK AVENUE DERMATOLOGY NORTH			1	100%	1
HOWELL BRANCH COURT			1	100%	1
PENSACOLA PATHOLOGY		1			1
CHILDRENS SPECIALIST PEDIATRIC PULMMOLOGY &			1	100%	1
RIO GRANDE REGIONAL HOSPITAL FAMILY PRACTICE CLINC			1	100%	1
SOUTHWESTERN VERMONT MEDICAL CENTER			1	100%	1
CRESTVIEW MED CLIN LAB			1	100%	1
NEMOURS CHILDREN'S PRIMARY CARE			1	100%	1
DORAL KIDNEY CENTER			1	100%	1
OKLAHOMA BLOOD INSTITUTE			1	100%	1
CENTRAL TX URGENT CARE			1	100%	1
JOHNSON MEDICAL SERVICES			1	100%	1
Grays Harbor Health and Rehabilitation		1			1
ADVANCED LABORATORY SERVICES			1	100%	1
NCH HEALTHCARE CREEKSIDE ENDOSCOPY			1	100%	1
STANLY REGIONAL MEDICAL CENTER			1	100%	1
FLORIDA STATE UNIVERSITY HEALTH SERVICES			1	100%	1
ADDINGTON PLACE EAST LAKE		1			1
CORNERSTONE OF RECOVERY INC		1			1
MEDEXPRESS URGENT CARE - WAYNESBURG		1			1
MEDEXPRESS URGENT CARE, EDWARDSVILLE		1			1
SPRING VALLEY HOSPITAL MEDICAL CENTER			1	100%	1
NORTHEAST BAPTIST HOSPITAL			1	100%	1
Walgreens #10851		1			1
GABRIELA GOLDSTEIN MD PA			1	100%	1
SUTTER GOULD MEDICAL FOUNDATION			1	100%	1
ELLIS HOSPITAL URGENT CARE CENTER LAB		1			1
SANFORD LABORATORY BISMARCK			1	100%	1
LCMC LAB SUBSECTION		1			1
CATHEDRAL GERONTOLOGY CENTER DBA CATHEDRAL CARES			1	100%	1
VETERANS AFFAIRS MEDICAL CENTER - EAST ORANGE			1	100%	1
Garden Villa Bedford		1			1

# COVID-19: testing by laboratory

Data through Apr 24, 2021 verified as of Apr 25, 2021 at 09:25 AM

Data in this report are provisional and subject to change.

The numbers in the table below represent the number of Florida and non-Florida residents for whom test results were received by the Department of Health. A person can be tested by more than one laboratory and can have both positive and negative results. **Therefore, the sum of the numbers in each column will be larger than the total number of people tested.**

Reporting lab	Inconclusive	Negative	Positive	Percent positive	Total
FLORIDA MEDICAL CLINIC, PA		1			1
COSTCO PHARMACY #1023			1	100%	1
ONPOINT URGENT CARE			1	100%	1
Lakeland Nursing and Rehabilitation Center LLC		1			1
Country View of Sunbury			1	100%	1
YOUR HEALTH PEDIATRICS INC			1	100%	1
PARK AVENUE MEDICAL PROFESSIONALS		1			1
CENTRAL FLORIDA MEDICAL CARE			1	100%	1
SPACE COAST COMMUNITY PHARMACY			1	100%	1
SOUTH FLORIDA URGENT CARE CENTERS, LLC			1	100%	1
Elderwood at Williamsville		1			1
PATIENT FIRST - NEWTOWN ROAD			1	100%	1
MAGGY PHARMACY INC		1			1
Absolut Care of Gasport		1			1
Chateau Dville Rehab & Retirement		1			1
CVS LA1116POCT BATON ROUGE		1			1
Bay View Nursing and Rehabilitation Center			1	100%	1
Lenbrook		1			1
KIDS HEALTH ALLIANCE PA			1	100%	1
THE NEW JEWISH HOME		1			1
PARK CITY HOSPITAL - RESPIRATORY CARE SERVICES			1	100%	1
Smg/North Jersey Hematology & Oncology		1			1
Citadel		1			1
KNOX COMMUNITY HOSPITAL			1	100%	1
THE MEDICAL CENTER AT SCOTTSVILLE			1	100%	1
MARINA DEL REY HOSPITAL LAB			1	100%	1
GARDENS PEDIATRICS LAB			1	100%	1
Churchman Village LLC		1			1
CAROMONT HEALTH			1	100%	1
HAWAII DEPARTMENT OF HEALTH LAB			1	100%	1
IVAN, MAYA			1	100%	1
PHYSICIANS OF CENTRAL FLORIDA			1	100%	1
SAINT FRANCIS HOSPITAL			1	100%	1
HENRICO DOCTOR'S LABORATORY			1	100%	1
CAREATC - WISCONSIN PIPE-FITTERS			1	100%	1
Metairie Healthcare Center			1	100%	1
GREYSTONE HOME HEALTH OF GREATER ORLANDO LLC		1			1
BROOKDALE AVONDALE (BU 04360)			1	100%	1
TMH PHYSICIAN PARTNERS QUINCY			1	100%	1
SCRIPTS PLUS INC DBA THE MEDICINE SHOP		1			1
TWIN			1	100%	1
HEALTH CLINIC,THE		1			1
CARLTON SHORES HEALTH AND REHABILITATION CENTER			1	100%	1
NULL			1	100%	1
ARNOLD PALMER HOSPITAL LAB POCT		1			1
BASCOM PALMER-MICRO LAB			1	100%	1
DORNOCH PLACE DEL PRADO		1			1

# COVID-19: testing by laboratory

Data through Apr 24, 2021 verified as of Apr 25, 2021 at 09:25 AM

Data in this report are provisional and subject to change.

The numbers in the table below represent the number of Florida and non-Florida residents for whom test results were received by the Department of Health. A person can be tested by more than one laboratory and can have both positive and negative results. **Therefore, the sum of the numbers in each column will be larger than the total number of people tested.**

Reporting lab	Inconclusive	Negative	Positive	Percent positive	Total
SILVERMAN			1	100%	1
ASHLEY PEDICATRICS DAY AND NIGHT CLINIC			1	100%	1
MED TECH CLINICAL LABORATORY		1			1
DECATUR MORGAN HOSPITAL - DECATUR GENE		1			1
NANCY M WORTHINGTON MD PA			1	100%	1
BOCA RATON PHYSICIANS PA			1	100%	1
WALGREENS #11572		1			1
WINCHESTER HOSPITAL			1	100%	1
PowerBack Piscataway Center		1			1
LSU MEDICAL CENTER			1	100%	1
DIXIE COUNTY JAIL			1	100%	1
ADVANTA LABS, LLC		1			1
NORTHEAST TEXAS DIALYSIS		1			1
TMH PHYSICIAN PARTNERS			1	100%	1
Kroger 923 - The Little Clinic Centerville		1			1
JAMES A HENRY MD LLC			1	100%	1
DEPARTMENT OF HEALTH SERVICES			1	100%	1
BRIDGEWATER PARK ASSISTED LIVING LLC			1	100%	1
MEDPOST URGENT CARE - CIBOLO			1	100%	1
PINEVILLE PHARMACY			1	100%	1
WEST VIRGINIA LABORATORIES			1	100%	1
PRINCIPLE DIAGNOSTICS LLC			1	100%	1
AUGUSTA HEALTH SD			1	100%	1
SETON HILL UNIVERSITY		1			1
NATICK URGENT CARE			1	100%	1
Harris Hill Nursing Facility		1			1
LINCOLN COUNTY MEDICAL CENTER		1			1
LOUNDY		1			1
Arlington Health and Rehabilitation		1			1
BEAUMONT HOSPITAL, GROSSE POINTE			1	100%	1
SEPULVEDA OUTPATIENT AND NURSING HOME CARE			1	100%	1
Redwood Springs Healthcare			1	100%	1
ADVANCED URGENT CARE PLLC		1			1
FAMILY PHYSICIANS OF WINTER PARK, INC			1	100%	1
CLUB HEALTH AND REHABILITATION CENTER, THE		1			1
SHANDSCAIR FLIGHT PROGRAM			1	100%	1
WALGREENS #07589		1			1
Encompass Health Rehab Hosp Harmarville		1			1
RAAZI CLINICAL LABORATORY LLC			1	100%	1
Excel Care Center			1	100%	1
FELD ENTERTAINMENT			1	100%	1
Kroger 410 - The Little Clinic Trinity		1			1
WELLSTAR KENNESAW MEDICAL CENTER		1			1
CYPRESS CREEK OUTPATIENT SURGICAL CTR, LLC			1	100%	1
RAMBAM URGENT CARE			1	100%	1
NHC HealthCare St. Charles		1			1
ROBERT TAYLOR COMMUNITY COMPLEX			1	100%	1

# COVID-19: testing by laboratory

Data through Apr 24, 2021 verified as of Apr 25, 2021 at 09:25 AM

Data in this report are provisional and subject to change.

The numbers in the table below represent the number of Florida and non-Florida residents for whom test results were received by the Department of Health. A person can be tested by more than one laboratory and can have both positive and negative results. **Therefore, the sum of the numbers in each column will be larger than the total number of people tested.**

Reporting lab	Inconclusive	Negative	Positive	Percent positive	Total
ST JOHN'S HOME CARE			1	100%	1
Kroger 532 - The Little Clinic Murfreesboro		1			1
NF Escambia, LLC DBA Olive BranchHealth and Rehabilitaion Center			1	100%	1
ADVANCED CARDIOVASCULAR DIAGNOSTICS OF FL			1	100%	1
HEALTH CHOICES, PLLC		1			1
WILLOWBROOKE CT AT LIMA ESTATES		1			1
BLACKBERRY CENTER, THE		1			1
ATHENA PLASTIC SURGERY		1			1
ST LUKE LUTHERAN HOME		1			1
BUFFALO VAMC			1	100%	1
LABORATORIO BUENA SALUD			1	100%	1
PALMETTO CHARTER SCHOOL☐		1			1
WELLMED AT LINEBAUGH AVE			1	100%	1
CVS AZ4795POCT MESA		1			1
RESIDENCES AT MIAMI / REIGN GARDENS LLC, THE			1	100%	1
ADVENTHEALTH MEDICAL GROUP PEDIATRICS DIABETES &			1	100%	1
Piqua Manor		1			1
Kroger - KR070300083			1	100%	1
MISSOURI DEPARTMENT OF HEALTH AND SENIOR SERVICES - STATE PH LAB		1			1
LEE MEMORIAL HOSPITAL OUTPATIENT SURGERY CENTER			1	100%	1
SOUTHEASTERN INTEGRATED MEDICAL PL			1	100%	1
XSTREMEMD			1	100%	1
MEDCARE QUALITY MEDICAL CENTER LLC			1	100%	1
INTERNAL MEDICINE EMILIA MURRAY MD PA		1			1
MERITUS MEDICAL CENTER			1	100%	1
HCL LABORATORIES			1	100%	1
CHESAPEAKE REGIONAL MEDICAL CENTER			1	100%	1
APPLECARE BRUNSWICK			1	100%	1
Orange City Nursing and Rehab Center			1	100%	1
MOREHOUSE COLLEGE STUDENT HEALTH CENTE		1			1
FAMILY MEDICINE AT KISSIMMEE		1			1
NEW RIVER HEALTH DISTRICT			1	100%	1
CENTRAL TX MEDICAL CENTER - LAB			1	100%	1
LOUISIANA STATE LAB			1	100%	1
Lakeview Care Center			1	100%	1
TANGLEWOOD MANOR		1			1
Encompass Health Rehab Hosp Alexandria		1			1
MACKINAC STRAITS LONG TERM CARE UNIT		1			1
CFCH - FROSTPROOF			1	100%	1
ENZO LABS INC			1	100%	1
SOUTHERN REGIONAL MEDICAL CENTER		1			1
SUMMIT LABORATORY			1	100%	1
Juniper Village at Bucks County		1			1
SAN JOSE CLINIC		1			1
WATERTOWN URGENT CARE		1			1
Kroger 907 - The Little Clinic Holland		1			1
CELEBRATION HOSPITAL			1	100%	1

# COVID-19: testing by laboratory

Data through Apr 24, 2021 verified as of Apr 25, 2021 at 09:25 AM

Data in this report are provisional and subject to change.

The numbers in the table below represent the number of Florida and non-Florida residents for whom test results were received by the Department of Health. A person can be tested by more than one laboratory and can have both positive and negative results. **Therefore, the sum of the numbers in each column will be larger than the total number of people tested.**

Reporting lab	Inconclusive	Negative	Positive	Percent positive	Total
Brookdale Richmond Place		1			1
CLEVELAND CLINIC FLORIDA LAB			1	100%	1
SONNI'S PEDIATRICS			1	100%	1
Kroger 379 - The Little Clinic Stony Brook		1			1
ALPHA 1 ANTITRYPSIN RESEARCH PROGRAM			1	100%	1
Central Park Healthcare & Rehabilitation Center		1			1
Parkwood Healthcare Facility		1			1
CALIFORNIA PUBLIC HEALTH LABORATORY			1	100%	1
SV MOBILE HEALTH			1	100%	1
GREATER TAMPA AT HOME			1	100%	1
WELL KEY URGENT CARE MARYVILLE		1			1
OXY-GENLAB			1	100%	1
Ladera Center		1			1
ST. LUKES HOSPITAL			1	100%	1
HEALTHPLUS			1	100%	1
AUTUMN HOUSE			1	100%	1
MEDICAL CLINIC OF HOUSTON			1	100%	1
EPIC CARE PHARMACY		1			1
Westminster Canterbury Richmond		1			1
Gulf Coast health and Rehabilitation, LLC		1			1
HIDALGO FAMILY CLINIC			1	100%	1
PEDIATRICS AND FAMILY CARE, LLC			1	100%	1
HEALTH FIRST MEDICAL GROUP LLC			1	100%	1
ADAPTIVE BIOTECHNOLOGIES			1	100%	1
MOUNT SINAI CORAL GABLES			1	100%	1
DR PHILLIPS CENTER FOR WELLNESS		1			1
CARESPOT - OVIEDO			1	100%	1
BAYSHORE DIALYSIS			1	100%	1
Elm Crest Senior Living Community		1			1
CAPE FEAR VALLEY MEDICAL CENTER			1	100%	1
CACERES SPECIALIZED GYNECOLOGY		1			1
SOUTHERN FAMILY HEALTH			1	100%	1
Sage Bluff Health & Rehabilitation Center		1			1
Kroger 444 - The Little Clinic Dent		1			1
TFH HOME HEALTH INC			1	100%	1
PACIFICA CARE PLLC			1	100%	1
GRANITE FALLS LTC, LLC		1			1
MISSISSIPPI VALLEY REGIONAL BLOOD CENTER			1	100%	1
PREMIUM HOME HEALTH CARE INC			1	100%	1
LIBERTY URGENT CARE			1	100%	1
CONTINENTAL HOME HEALTH CARE INC			1	100%	1
FAYETTE MEDICAL CENTER LAB		1			1
PULMONARY, CRITICAL CARE AND SLEEP DISORDERS INSTITUTE OF SOUTH FLORID			1	100%	1
LIMA MEMORIAL HOSPITAL			1	100%	1
SOUTH FLORIDA EVALUATION AND TREATMENT		1			1
QUALITY CLINICAL LAB LLC			1	100%	1
CAREWELL URGENT CARE FITCHBURG			1	100%	1



# COVID-19: testing by laboratory

Data through Apr 24, 2021 verified as of Apr 25, 2021 at 09:25 AM

Data in this report are provisional and subject to change.

The numbers in the table below represent the number of Florida and non-Florida residents for whom test results were received by the Department of Health. A person can be tested by more than one laboratory and can have both positive and negative results. **Therefore, the sum of the numbers in each column will be larger than the total number of people tested.**

Reporting lab	Inconclusive	Negative	Positive	Percent positive	Total
OCALA REGIONAL DIALYSIS- NORTH			1	100%	1
THE TOLEDO HOSPITAL			1	100%	1
SPECTRUM LABORATORY			1	100%	1
MEMORIAL HEALTH UNIVERSITY MEDICAL		1			1
WEST BOYNTON DIALYSIS			1	100%	1
MED CHOICE CENTER OF NORTH MIAMI			1	100%	1
Fulton County Medical Center Long Term Care			1	100%	1
TENNOVA ER - SANGO			1	100%	1
Rehab Select of Talladega		1			1
Community Care Center of Heritage House, LLC			1	100%	1
ABRAZO WEST CAMPUS			1	100%	1
WELLINGTON PHYSICIANS URGENT CARE AT PALOMINO			1	100%	1
Chateau Living Center			1	100%	1
Casa Real Center		1			1
MORSELIFE HOME CARE INC			1	100%	1
DAVITA DIALYSIS-NORTH			1	100%	1
SCRIPPS MERCY HOSPITAL			1	100%	1
BHS PHYSICIAN NETWORK			1	100%	1
FLORIDA ORTHOPAEDIC INSTITUTE SURGERY		1			1
CDR MAGUIRE – STUART MISSION			1	100%	1
ODESSA MEMORIAL HOSPITAL			1	100%	1
LRHS Pablo Urgent Care		1			1
NEW ERA COMMUNITY HEALTH CENTER LLC		1			1
WYOMING OPCO, LLC DBA MEDILODGE OF WYO		1			1
WELLSTAR STUDENT SERVICES-MARIETTA CLI		1			1
OMC PRIMARY CARE - HOSPITAL CAMPUS			1	100%	1
LEGACY AT HIGHWOODS PRESERVE		1			1
CRUSADER COMMUNITY HEALTH			1	100%	1
VERITAS GENETICS, INC.			1	100%	1
DYNACARE NORTHWEST INC			1	100%	1
MEDONE URGENT CARE			1	100%	1
NEMOURS CHILDREN HOSPITAL			1	100%	1
BAPTIST MEDICAL PLAZA AT WESTCHESTER			1	100%	1
Court House Center		1			1
MED-LAKE LABORATORY			1	100%	1
WINNIFRED ASSISTED LIVING FACILITY INC		1			1
ADVENTHEALTH WOUND CARE CENTER			1	100%	1
Kroger 838 - The Little Clinic Fairborn		1			1
SYNERGENE LABORATORY			1	100%	1
Indian Oaks Living Center		1			1
CareATC - Columbia College #58		1			1
Hempfield Manor		1			1
MID FLORIDA BIOLOGICALS			1	100%	1
Signature Healthcare of Fort Wayne		1			1
BRIDGES AT LIFE CARE CENTER OF OCALA, THE			1	100%	1
VA North May Outpatient Clinic		1			1
BETTER U BETTER LIFE WELLNESS LLC			1	100%	1

# COVID-19: testing by laboratory

Data through Apr 24, 2021 verified as of Apr 25, 2021 at 09:25 AM

Data in this report are provisional and subject to change.

The numbers in the table below represent the number of Florida and non-Florida residents for whom test results were received by the Department of Health. A person can be tested by more than one laboratory and can have both positive and negative results. **Therefore, the sum of the numbers in each column will be larger than the total number of people tested.**

Reporting lab	Inconclusive	Negative	Positive	Percent positive	Total
RESOURCE PATH LLC			1	100%	1
SAINT LEO UNIVERSITY INCORPORATED			1	100%	1
TENNOVA HEALTHCARE - CLEVELAND			1	100%	1
Royal Palm Beach Health and Rehab Center			1	100%	1
Kroger 500 - The Little Clinic Speedway		1			1
ANY LAB TEST NOW JACKSONVILLE		1			1
URGENT CARE CENTER OF PORT ORANGE LLC			1	100%	1
SMITH KLINE			1	100%	1
SIERRA HEALTH CARE CENTER		1			1
PATIENT FIRST			1	100%	1
HARMONY HEALTHCARE ORLANDO INC		1			1
Heartland Health Care Center Jacksonville			1	100%	1
REGIONAL MED CTR BAYONET POINT			1	100%	1
WEST VIRGINIA UNIVERSITY HOSPITALS			1	100%	1
EVEXIA DIAGNOSTICS			1	100%	1
PUBLIX PHARMACY #1114			1	100%	1
ROSEN MEDICAL CENTER AT ROSEN COLLEGE CAMPUS			1	100%	1
PEACE RIVER CENTER CRISIS STABILIZATION UNIT			1	100%	1
Port Orange Nursing And Rehab Center			1	100%	1
MEMORIAL HERMANN KATY HOSPITAL			1	100%	1
CHI MEMORIAL HOSPITAL CHATTANOOGA			1	100%	1
777 URGENT CARE			1	100%	1
RCP OF MEMORIAL WEST			1	100%	1
CARENOW URGENT CARE-MURFREESBORO			1	100%	1
MANHATTAN EYE EAR AND THROAT HOSPITAL		1			1
Miller Health Care Center			1	100%	1
AMERICA'S ER SITE 002 LLC			1	100%	1
NORWOOD HEALTH CENTER		1			1
WESTEX URGENT CARE, PLLC			1	100%	1
ROCKLEDGE HEALTH & REHABILITATION CENTER			1	100%	1
St. Anthonys Nursing and Rehab			1	100%	1
BGB SUMMIT MEDICAL GROUP		1			1
DOCTORS MEDICAL CENTER			1	100%	1
HARDIN MEMORIAL HOSPITAL - HEARTLAND PATHOLOGY CONSULTANTS			1	100%	1
FLORIDA HEART AND VASCULAR MULTISPECIALTY GROUP PA			1	100%	1
CAH ACQUISITION COMPANY 11 LLC			1	100%	1
Heartland of Pittsburgh PA, LLC		1			1
CLEVELAND CLINIC OUTPATIENT LABORATORY			1	100%	1
SUNSHINE URGENT CARE			1	100%	1
BROWARD MEDICAL LAB			1	100%	1
CONSOLIDATED			1	100%	1
URGENT 202 COX CREEK PKWY		1			1
BOCA RATON REGIONAL HOSPITAL		1			1
EXPRESS CARE OF OCALA			1	100%	1
FRITZINGERTOWN SENIOR LIVING		1			1
SCHUYLER HOSPITAL		1			1
NOORANI MEDICAL CENTER LLC			1	100%	1

# COVID-19: testing by laboratory

Data through Apr 24, 2021 verified as of Apr 25, 2021 at 09:25 AM

Data in this report are provisional and subject to change.

The numbers in the table below represent the number of Florida and non-Florida residents for whom test results were received by the Department of Health. A person can be tested by more than one laboratory and can have both positive and negative results. **Therefore, the sum of the numbers in each column will be larger than the total number of people tested.**

Reporting lab	Inconclusive	Negative	Positive	Percent positive	Total
PHYSICIANS URGENT CARE			1	100%	1
Davie Nursing & Rehabilitation Center		1			1
PHYSICIAN ASSOCIATES, LLC			1	100%	1
FIRSTCARE MEDICAL CENTER			1	100%	1
COLLINS NURSING HOME		1			1
Vista Park			1	100%	1
ALLEGANY COUNTY DEPARTMENT OF HEALTH		1			1
AURORA CONSOLIDATED LABORATORY			1	100%	1
The Center at Centennial			1	100%	1
Hillside Manor Rehabilitation and Extended Care Center		1			1
Schoenbrunn Healthcare		1			1
ST.ELIZABETH HEALTH CENTER	1				1
LabCorp L#09258295 M#09258285			1	100%	1
COURTLAND TERRACE		1			1
CVS IL7142POCT LOCKPORT		1			1
TAYLOR COUNTY HEALTH DEPARTMENT			1	100%	1
THE EMORY CLINIC			1	100%	1
Kroger 705 - The Little Clinic Richmond		1			1
Walgreens #12153		1			1
A.G. Rhodes		1			1
GOOD PEDIATRICS			1	100%	1
WESLEY CHAPEL INTERNAL MEDICINE AND PEDIATRICS PA			1	100%	1
FLORIDA DEPARTMENT OF HEALTH PALM BEACH COUNTY			1	100%	1
Avantara Lake Norden		1			1
SANCHEZ CAZAU MEDICAL GROUP			1	100%	1
WMG URGENT CARE WOODSTOCK			1	100%	1
EAST LANSING OPCO		1			1
MARTIN HEALTH PHYSICIAN GROUP			1	100%	1
Rockcastle Health and Rehab		1			1
Autumn Care of Suffolk		1			1
WALKIN MEDICAL URGENT CARE,NEW CITY			1	100%	1
FLORIDA EPIDEMIOLOGY PROGRAM			1	100%	1
RYE BEACH PHARMACY INC		1			1
JACKSONVILLE HEALTH & REHAB		1			1
EAGLE COUNTY HEALTH AND HUMAN SERVICES			1	100%	1
C V S / PHARMACY #833		1			1
CVS AZ9273POCT TUCSON			1	100%	1
NEMOUR'S CHILDREN'S CLINIC			1	100%	1
Fairhope		1			1
ORLANDO PHYSICIAN NETWORK		1			1
FLORIDA HEALTH CARE MEDICAL GROUP		1			1
SARASOTA MEMORIAL HEALTHCARE			1	100%	1
MEDEXPRESS NORTHSIDE			1	100%	1
Mayfair Village Nursing Care Center		1			1
OCALA RKC EAST HEMO #1			1	100%	1
SHRIVERS PHARMACY AND WELLNESS CENTER			1	100%	1
FLORIDA FAMILY LABORATORY		1			1

# COVID-19: testing by laboratory

Data through Apr 24, 2021 verified as of Apr 25, 2021 at 09:25 AM

Data in this report are provisional and subject to change.

The numbers in the table below represent the number of Florida and non-Florida residents for whom test results were received by the Department of Health. A person can be tested by more than one laboratory and can have both positive and negative results. **Therefore, the sum of the numbers in each column will be larger than the total number of people tested.**

Reporting lab	Inconclusive	Negative	Positive	Percent positive	Total
PAUL C SCHWARTZ & MELVIN L WEIDMAN		1			1
LANTANA HC LAB			1	100%	1
Bethel Lutheran Nursing & Rehabilitation Center		1			1
HOLLAND COMMUNITY HOSPITAL		1			1
FLORIDA DIGESTIVE AND LIVER SPECIALISTS			1	100%	1
Kroger 397 - The Little Clinic Frankfort East		1			1
CONCENTRA - OCALA		1			1
REFERENCE LABORATORY			1	100%	1
Memorial Health Care Center			1	100%	1
MONMOUTH MEDICALC ENTER		1			1
HORIZON MEDICAL CENTER			1	100%	1
ATMORE COMMUNITY HOSPITAL			1	100%	1
ADVANCED BIOMEDICAL INC			1	100%	1
SANITAS RESEARCH LLC			1	100%	1
Dupage Care Center			1	100%	1
GOSHEN HOSPITAL			1	100%	1
NORTHWEST TEXAS HEALTHCARE SYSTEM,INC			1	100%	1
AVANTARA REDFIELD		1			1
NONA MEDICAL ARTS		1			1
CRESTVIEW CLINICAL LABORATORY			1	100%	1
CROZER-CHESTER MEDICAL CENTER			1	100%	1
CONCENTRA - TAMPA EAST		1			1
SUNCOAST FAMILY MEDICAL ASSOCIATES			1	100%	1
Walgreens #3049		1			1
Crowne Health Care of Eufaula		1			1
SEGAL INSTITUTE FOR CLINICAL RESEARCH INC			1	100%	1
SARHA DOCTORS CENTER			1	100%	1
MEMORIAL HERMANN SOUTHWEST HOSPITAL			1	100%	1
ARLINGTON ADULT RESIDENTIAL FACILITY, INC			1	100%	1
CVS KS8601POCT OVERLAND PARK			1	100%	1
CARING PROFESSIONAL HEALTH CARE LLC		1			1
SENCARE MANAGEMENT		1			1
CONSULATE HEALTH CARE OF VERO BEACH			1	100%	1
Brown Memorial Home		1			1
STANDIFER PLACE		1			1
MEDIPLUS CLINIC, INC			1	100%	1
Jewish Home of Rochester		1			1
JOHNSON & JOHNSON VISION CARE-VISTAKON			1	100%	1
FLORIDA CLINICAL RESEARCH CENTER, LLC			1	100%	1
STEPHENS COUNTY HOSPITAL			1	100%	1
SUMMIT HEALTHCARE REGIONAL MEDICAL		1			1
NEXT LEVEL URGENT CARE (WOODLANDS)			1	100%	1
Greenhaven Health and Rehabilitation		1			1
CLEVELAND CLINIC OHIO LABORATORIES			1	100%	1
SACRED HEART HOSPITAL			1	100%	1
KIDS CARE PEDIATRICS			1	100%	1
LEELANAU OPCO, LLC		1			1

# COVID-19: testing by laboratory

Data through Apr 24, 2021 verified as of Apr 25, 2021 at 09:25 AM

Data in this report are provisional and subject to change.

The numbers in the table below represent the number of Florida and non-Florida residents for whom test results were received by the Department of Health. A person can be tested by more than one laboratory and can have both positive and negative results. **Therefore, the sum of the numbers in each column will be larger than the total number of people tested.**

Reporting lab	Inconclusive	Negative	Positive	Percent positive	Total
THE CHRIST HOSPITAL			1	100%	1
CVS M08595POCT RAYMORE		1			1
GOOD SAMARITAN SOCIETY-FOREST CITY		1			1
BLOOD SYSTEMS LABORATORIES			1	100%	1
BAPTIST HOSPITAL FAMILY MEDICINE TIGER POINT			1	100%	1
Carrollton Manor Inc		1			1
CARENOW MURFREESBORO MEDICAL CENTER PK		1			1
CENTRAL FLORIDA HEALTH CARE, INC			1	100%	1
Isle Health and Rehabilitation Center			1	100%	1
FRESENIUS SOUTH FORT MYERS		1			1
WILSON FAMILY MEDICINE LLC		1			1
TITUS REGIONAL MEDICAL CENTER			1	100%	1
CVS NY2297002CV NEW YORK			1	100%	1
Chateau Girardeau			1	100%	1
MERRILL GARDENS AT CHAMPIONSGATE			1	100%	1
HEALTHCARE AND REHAB OF SANFORD			1	100%	1
KENT		1			1
ATLANTA PLUS URGENT CARE, LLC			1	100%	1
Urgent Care 24/7 Orlando LLC			1	100%	1
BAPTIST MINOR MEDICAL CENTER			1	100%	1
Big River Nursing and Rehab		1			1
MEDEXPRESS URGENT CARE -HOWELL US HWY		1			1
SOUTHEASTERN PATHOLOGY ASSOCIATES			1	100%	1
SOUTH COUNTY MEDICAL CENTER			1	100%	1
DAVIS, CASEY		1			1
ANDERSON FAMILY MEDICINE			1	100%	1
JAX FAMILY CARE		1			1
METROPOLITAN			1	100%	1
VISTA LAKE ASSISTED LIVING			1	100%	1
Brownwood Nusing & Rehabilitation		1			1
ORCHID TERRACE		1			1
CAPITAL HEALTH PLAN - GOVERNORS SQUARE			1	100%	1
JACKSON MADISON CO. GEN. HOSPITAL			1	100%	1
FLORIDA HOME HEALTH			1	100%	1
SURGERY CENTER, THE			1	100%	1
HUNEYCUTT FAMILY PRACTICE			1	100%	1
Remarkable Healthcare Dallas			1	100%	1
BEAUMONT HOSPITAL			1	100%	1
LITTLE FALLS HOSPITAL LABORATORY		1			1
ARGENTINE CARE CENTER		1			1
BAYOU URGENT CARE			1	100%	1
PALM BEACH DIABETES AND ENDOCRINE SPECIALISTS, PA			1	100%	1
Walgreens #3661		1			1
LAKE LURE HEALTH CENTER			1	100%	1
STERLING HOUSE OF PORT ORANGE		1			1
PHOEBE HOME INC		1			1
Brown Nursing Home		1			1



# COVID-19: testing by laboratory

Data through Apr 24, 2021 verified as of Apr 25, 2021 at 09:25 AM

Data in this report are provisional and subject to change.

The numbers in the table below represent the number of Florida and non-Florida residents for whom test results were received by the Department of Health. A person can be tested by more than one laboratory and can have both positive and negative results. **Therefore, the sum of the numbers in each column will be larger than the total number of people tested.**

Reporting lab	Inconclusive	Negative	Positive	Percent positive	Total
ASSURANCE HEALTHCARE AND COUNSELING CENTER		1			1
Kroger 390 - The Little Clinic North College Hill		1			1
HEALTHFORCE PARTNERS INC			1	100%	1
THE LITTLE CLINIC LLC			1	100%	1
PEDRO L ORTEGA MD PA			1	100%	1
Le Roy Village Green		1			1
Kroger 683 - The Little Clinic Foothills Plaza		1			1
PULSE MEDICAL DOCTOTS LLC			1	100%	1
ABSOLUTE QUICK CARE			1	100%	1
Medicalodges Neosho			1	100%	1
GUILFORD IMMEDIATE CARE, SYAH, LLC		1			1
Lexington Medical Center Extended Care		1			1
WALGREENS #15291		1			1
SPECIALTY DRUG TESTING			1	100%	1
BRIGHAM YOUNG UNIV STUDENT HEALTH CTR			1	100%	1
HONEY BROOK MED INVESTORS LTD/DBA		1			1
DIXIE REGIONAL MEDICAL CENTER			1	100%	1
ATLANTIS VISION CENTER			1	100%	1
ST LUKE'S CORNWALL HOSPITAL N			1	100%	1
BOTTINEAU GOOD SAMARITAN CENTER		1			1
PATIENT FIRST - WOODBURY		1			1
HARRIS URGENT CARE CENTER			1	100%	1
FAIRVIEW SOUTHDALE			1	100%	1
BAYLOR SCOTT & WHITE MEDICAL SURGICAL CLINIC			1	100%	1
CLERMONT PEDIATRICS, PA			1	100%	1
MISSION REGIONAL MEDICAL CENTER			1	100%	1
COLOMBO'S PHARMACY		1			1
WALGREENS #4086		1			1
CVS MA1121POCT WESTFORD		1			1
Glen Oaks Health and REhabilitation		1			1
Broomall Manor		1			1
ST JOHNS MEDICAL CENTER		1			1
OXLEY PARK HEALTH & REHAB		1			1
BAYLOR SCOTT & WHITE ALL SAINTS MEDICAL CENTER FT			1	100%	1
FAIRFIELD MEDICAL CENTER			1	100%	1
STEPHEN G NELSON MD PA			1	100%	1
TEVAPHARM			1	100%	1
JUP Serology SubSection			1	100%	1
COMMUNITY MEDICAL CENTER-ORANGE CITY		1			1
WALGREENS # 11165		1			1
ARCADIA DIALYSIS CENTER			1	100%	1
HALEYVILLE HEALTH CARE CENTER		1			1
APC HEALTH LLC			1	100%	1
VIRTUA HEALTH AND REHABILITATION		1			1
BAPTIST HOSPITAL EAST			1	100%	1
HOSPITAL METROPOLITANO SAN GERMAN			1	100%	1
ATHENS LIMESTONE HOSPITAL		1			1

# COVID-19: testing by laboratory

Data through Apr 24, 2021 verified as of Apr 25, 2021 at 09:25 AM

Data in this report are provisional and subject to change.

The numbers in the table below represent the number of Florida and non-Florida residents for whom test results were received by the Department of Health. A person can be tested by more than one laboratory and can have both positive and negative results. **Therefore, the sum of the numbers in each column will be larger than the total number of people tested.**

Reporting lab	Inconclusive	Negative	Positive	Percent positive	Total
SUNCOAST PRIMARY CARE LLC			1	100%	1
CARROLL UNIVERSITY STUDENT HEALTH CENTER		1			1
WILLOWBROOKE COURT AT MATTHEWS GLEN		1			1
IRA FIALKO DO			1	100%	1
Victory Health and Rehabilitation			1	100%	1
PRIORITY CARE LLC			1	100%	1
ANMED HEALTH MEDICAL CENTER			1	100%	1
Chesapeake Shores - Signature HealthCare LLC		1			1
Ramsey Village		1			1
USC VERDUGO HILLS HOSPITAL			1	100%	1
CAREMOUNT MEDICAL PC-CARMEL		1			1
FOCUSED CARE AT ALLENBROOK		1			1
MCR HEALTH MEDICAL EXPRESS			1	100%	1
Kroger 368 - The Little Clinic Frankfort West		1			1
BELMONT VILLAGE AT JOHNS CREEK		1			1
ALLIED PHYSICIANS GROUP		1			1
THE LITTLE CLINIC, LLC			1	100%	1
Kroger 670 - The Little Clinic Powell		1			1
BOCA GENERAL AND FAMILY MEDICINE		1			1
COASTAL ER IX, PHYSICIANS PREMIER			1	100%	1
INDIAN RIDGE		1			1
Mason Health and Rehab		1			1
Avista Nursing and Rehab			1	100%	1
CAN COMMUNITY HEALTH LLC		1			1
DERMDX, DIV OF AURORA DIAGNOSTICS/BERNHARDT LAB		1			1
Monument Health Strugis Care Center		1			1
Spring Gate Rehab and Healthcare Center		1			1
FRIO REGIONAL PRIMARY CARE AND URGENT CARE CLINIC			1	100%	1
Oklahoma Methodist Manor			1	100%	1
PCG MOLECULAR			1	100%	1
LOGAN COUNTY HOSPITAL			1	100%	1
PEDRO MENENDEZ HEALTH CENTER AT ST JOHNS			1	100%	1
TEXAS HEALTH ARLINGTON MEMORIAL HOSPITAL			1	100%	1
FALKVILLE HEALTHCARE		1			1
SUMMIT DETOX INC			1	100%	1
LP Marietta II, LLC		1			1
MADISON REHABILITATION HOSPITAL		1			1
FAST AID URGENT CARE			1	100%	1
PERRY COUNTY NURSING HOME		1			1
ST MARYS HEALTH CARE SYSTEM		1			1
ACUTE AND COMMUNICABLE DISEASE PREVENTION			1	100%	1
EUROFINS PHOENIX			1	100%	1
OMAHA VA MEDICAL CENTER			1	100%	1
TEXAS HEALTH ARLINGTON MEMORIAL		1			1
WALGREENS #15369		1			1
SOUTHWEST REGIONAL PCR LABORATORY			1	100%	1
CATERPILLAR INC - MIAMI DISTRIBUTION CENTER			1	100%	1

# COVID-19: testing by laboratory

Data through Apr 24, 2021 verified as of Apr 25, 2021 at 09:25 AM

Data in this report are provisional and subject to change.

The numbers in the table below represent the number of Florida and non-Florida residents for whom test results were received by the Department of Health. A person can be tested by more than one laboratory and can have both positive and negative results. **Therefore, the sum of the numbers in each column will be larger than the total number of people tested.**

Reporting lab	Inconclusive	Negative	Positive	Percent positive	Total
COMMUNITY			1	100%	1
THE HEART HOSPITAL BAYLOR PLANO			1	100%	1
GARNET HEALTH URGENT CARE		1			1
VA OPTOMETRY CLINIC			1	100%	1
NORWALK HOSPITAL			1	100%	1
TIMPANOGOS REGIONAL HOSPITAL			1	100%	1
QC LABORATORY			1	100%	1
VA Central California HCS		1			1
Heritage Inn Health and Rehabilitation		1			1
WINDMOOR HEALTHCARE			1	100%	1
Kroger 698 - The Little Clinic 14th Street/Bell		1			1
VANAJA SUREDDI MD PA			1	100%	1
Arch Plaza Nursing and Rehabilitation Center			1	100%	1
VA Boston HCS-Brockton Division		1			1
SC-GA2018 THE RIDGE REHABILITATION & H		1			1
FLORIDA ADVANCED MEDICAL AND DERM AESTHETICS LLC			1	100%	1
Robinson Terrace Rehabilitation and Nursing Center		1			1
ER NEAR ME HULEN		1			1
Florence Nursing and Rehabilitation Center		1			1
BRADEN CLINIC		1			1
MEDEXPRESS URGENT CARE - CABOT			1	100%	1
BRIGHT HEALTH CLINIC CORP			1	100%	1
CANDLER HOSPITAL			1	100%	1
HARDIN HEALTH INC		1			1
ADVENTHEALTH MEDICAL GROUP OBSTETRICS AND			1	100%	1
CITRONELLE HEALTH AND REHABILITATION CENTER		1			1
GENVIEW DIAGNOSIS INC			1	100%	1
IVY CREEK HEALTHCARE & WELLNESS CENTRE			1	100%	1
Oceanside Health & Rehabilitation Center		1			1
FORT LOUDOUN PRIMARY CARE		1			1
NEW MILFORD HOSPITAL			1	100%	1
SAINT PETE MRI			1	100%	1
SPRINGBROOK HOSPITAL			1	100%	1
Whispering Pines Nursing & Rehabilitation Center		1			1
White Oak Manor - Rock Hill		1			1
CAROLINAS PHYSICIAN NETWORK			1	100%	1
MEDEXPRESS-DOVER		1			1
INNOVATIVE CARE PARTNERS PLLC			1	100%	1
MDS PHARMA SERVICES		1			1
SANTA CLARA VALLEY MEDICAL CENTER			1	100%	1
SEABROOK EMS			1	100%	1
CHAMBREL AT PINECASTLE			1	100%	1
BRADENTON CONVENTION CENTER			1	100%	1
PALOMAR MEDICAL CENTER			1	100%	1
CHRISTIANA HOSPITAL		1			1
PATIENT FIRST - CHERRY HILL		1			1
GENESIS MEDICAL CENTER OF CORAL SPRINGS INC			1	100%	1

# COVID-19: testing by laboratory

Data through Apr 24, 2021 verified as of Apr 25, 2021 at 09:25 AM

Data in this report are provisional and subject to change.

The numbers in the table below represent the number of Florida and non-Florida residents for whom test results were received by the Department of Health. A person can be tested by more than one laboratory and can have both positive and negative results. **Therefore, the sum of the numbers in each column will be larger than the total number of people tested.**

Reporting lab	Inconclusive	Negative	Positive	Percent positive	Total
MEDICAL LIFE-INC GUIDEWELL EMERGENCY MEDICINE			1	100%	1
MAIN STREET PHARMACY OF MARCELLUS, INC		1			1
SALEM HOSPITAL REGIONAL LABORATORY		1			1
LANGLEY DIALYSIS			1	100%	1
SOUTH TEXAS HEALTH SYSTEM ER - WARE ROAD			1	100%	1
AESTHETIC PHYSICIANS PC			1	100%	1
NOVANT HEALTH PRINCE WILLIAM WELLNESS CENTER			1	100%	1
MEDEXPRESS URGENT CARE - HAMILTON SQUA		1			1
CARESPOT - LEE VISTA			1	100%	1
GENESIS HEALTH SYSTEM			1	100%	1
CHILDREN'S AT SATELLITE BOULEVARD URGE		1			1
MEADOWS PARK HEALTH AND REHABILITATION		1			1
WORKFORCE HEALTH DEPARTMENT			1	100%	1
GENERATIONS CENTER OF SPENCER		1			1
Rio Grande City Nursing and Rehab Center			1	100%	1
ADVENTHEALTH PHYSICIAN GROUP - APPLEWOOD			1	100%	1
Kroger 016 - The Little Clinic Centennial		1			1
ALLIANCE LABORATORY SERVICES			1	100%	1
FIVE STAR PREMIER RESIDENCES OF POMPANO BEACH			1	100%	1
DISCOVERY AT HOME, LLC			1	100%	1
Kroger 353 - The Little Clinic Harpers Point		1			1
RIVERSIDE MEDICAL CENTER		1			1
VA Healthcare Center- Newburg		1			1
Heartland of Perrysburg		1			1
FLAGLER PROFESSIONAL HEALTH CARE SERVICES INC		1			1
ST JOHN HOSPITAL & MEDICAL CENTER MICRO			1	100%	1
CUSTOM SCRIPTS PHARMACY		1			1
STEWART FLORIDA ALF, INC			1	100%	1
Community Compassion Center of Batesville			1	100%	1
MEDEXPRESS URGENT CARE-MEADVILLE			1	100%	1
Avon Health Center		1			1
Falmouth By The Sea			1	100%	1
SANFORD LABORATORIES WATERTOWN			1	100%	1
441 URGENT CARE CENTER - BROWNWOOD			1	100%	1
BROOKSHIRE, THE			1	100%	1
CENTRAL FLORIDA ADULT MEDICINE		1			1
NEVADA RURAL HOUSING AUTHORITY			1	100%	1
ORANGETOWN PEDIATRICS ASSOCIATES		1			1
FLORIDA SOUTHERN COLLEGE			1	100%	1
HILLSBORO MEDICAL CENTER MAIN LABORATO		1			1
UNIVERISTY HOSPITAL			1	100%	1
DIAGNOSTIC GROUP INTEGRATED HEALTHCARE			1	100%	1
REEVES COUNTY HOSPITAL DISTRICT			1	100%	1
DIRECT PRIMARY CARE OF BURLESON			1	100%	1
CVS IN6536POCT KOKOMO		1			1
TRADITIONAL MEDICINE CENTER			1	100%	1
WVU MEDICINE AT SUNCREST TOWNE CENTRE			1	100%	1

# COVID-19: testing by laboratory

Data through Apr 24, 2021 verified as of Apr 25, 2021 at 09:25 AM

Data in this report are provisional and subject to change.

The numbers in the table below represent the number of Florida and non-Florida residents for whom test results were received by the Department of Health. A person can be tested by more than one laboratory and can have both positive and negative results. **Therefore, the sum of the numbers in each column will be larger than the total number of people tested.**

Reporting lab	Inconclusive	Negative	Positive	Percent positive	Total
SUMMIT COUNTY PUBLIC HEALTH DEPARTMENT			1	100%	1
Pontotoc Health and Rehab		1			1
FAMILY MEDICAL CARE OF MOUNT DORA INC			1	100%	1
ALPHA CLINICAL LABORATORY CORP.			1	100%	1
TRUMAN MEDICAL CENTER - HOSPITAL HILL			1	100%	1
SIGNATURE CARE MEMORIAL CITY			1	100%	1
MANOR CARE OF DELRAY BEACH FL LLC		1			1
MISSION HOSPITAL – MEMORIAL CAMPUS			1	100%	1
CONCORDIA MANOR			1	100%	1
CARESOUTH HHA HOLDINGS OF THE TREASURE COAST LLC			1	100%	1
PATIENT FIRST - FAIRFAX			1	100%	1
ADVENTHEALTH MEDICAL GROUP SENIOR HEALTH AT			1	100%	1
The Pines at Poughkeepsie Center for Nursing and Rehabilitation		1			1
CVS CT692POCT NORTH HAVEN		1			1
BOULDER COMMUNITY HOSPITAL			1	100%	1
BAYCARE OUTREACH LAB AT NEW TAMPA			1	100%	1
KNAPP MEDICAL GROUP			1	100%	1
Douglas County Health Center		1			1
Belvoir Woods Health Care Center at The Fairfax		1			1
UNIVERSAL DIAGNOSTICS LABORATORIES			1	100%	1
INFECTION CONTROL DEPT			1	100%	1
CVS AZ10529POCT SCOTTSDALE		1			1
MEDEXPRESS URGENT CARE - LINKHORNE		1			1
ASHLEY PEDIATRICS DAY & NIGHT CLINIC			1	100%	1
FAMILY MEDICINE AT CELEBRATION		1			1
DR DAN C TRIGG MEMORIAL HOSPITAL		1			1
HARBOR OAKS GOLDEN YEARS			1	100%	1
SOUTHWEST VIRGINIA COMMUNITY HEALTH SYSTEMS			1	100%	1
DAVENPORT DIALYSIS CENTER		1			1
Dexter Health Care		1			1
MCH PHYSICIANS GROUP			1	100%	1
Valley Center (WV)			1	100%	1
VA COMMUNITY BASED CLINIC - LAKE CITY			1	100%	1
SHERIDAN VAMC		1			1
Terrace Glen Village		1			1
CHATEAU TERREBONNE HEALTH CARE		1			1
SEVEN HILLS HEALTHCARE GROUP LLC DBA		1			1
CSL PLASMA LAB			1	100%	1
HEALTHCARE FOR THE HOMELESS			1	100%	1
Oakland Nursing and Rehabilitation Center		1			1
Kroger 618 - The Little Clinic Trail Creek Village		1			1
SUSAN F WILLIAMS MD PA			1	100%	1
PRIMARY AND URGENT CARE			1	100%	1
CLEMENT MANOR HEALTH CENTER		1			1
HILTON HEAD HOSPITAL/INPATIENT			1	100%	1
UNIVERSITY OF IOWA HOSPITALS & CLINICS			1	100%	1
MAYO CLINICAL LABORATORIES		1			1



# COVID-19: testing by laboratory

Data through Apr 24, 2021 verified as of Apr 25, 2021 at 09:25 AM

Data in this report are provisional and subject to change.

The numbers in the table below represent the number of Florida and non-Florida residents for whom test results were received by the Department of Health. A person can be tested by more than one laboratory and can have both positive and negative results. **Therefore, the sum of the numbers in each column will be larger than the total number of people tested.**

Reporting lab	Inconclusive	Negative	Positive	Percent positive	Total
Grangeville Health and Rehab		1			1
RICHMOND MEDICAL CENTER FOR WOMEN		1			1
CVS / PHARMACY #10794			1	100%	1
NEMOURS CHILDRENS PRIMARY CARE CLERMONT			1	100%	1
THE MEDICAL CENTER AT BOWLING GREEN			1	100%	1
BRANDON OUTREACH CLINIC			1	100%	1
CEDAR CREST HEALTH CENTER		1			1
Kroger - KRO62000426			1	100%	1
GRAND VIEW HOSPITAL			1	100%	1
ST GERARD'S COMMUNITY OF CARE		1			1
WALGREENS #01398			1	100%	1
PRIMARY CARE & PEDIATRICS - SHEPHERSTOWN		1			1
INTERMOUNTAIN HEALTHCARE LABORATORY SERVICES			1	100%	1
Williamstown Commons			1	100%	1
MARTINSVILLE HEALTH AND REHAB			1	100%	1
JMJ FAMILY PRACTICE			1	100%	1
Signature Healthcare of Georgetown		1			1
PINECREST MANOR		1			1
MEDCOR, INC			1	100%	1
Kingston of Miamisburg		1			1
Willowbrooke Court at Normandy Farms Estates		1			1
DESTIN SURGERY CENTER LTD		1			1
FAITH FAMILY PRACTICE			1	100%	1
MAYO CLINIC OUTPATIENT DIALYSIS CENTER			1	100%	1
OAK HAVEN REHAB AND NURSING CENTER			1	100%	1
MCLEOD MEMORIAL HOSPITAL CLARENDON			1	100%	1
Erie VAMC		1			1
HUDSON REGIONAL HOSPITAL			1	100%	1
AMERICAN FAMILY CARE - SMYRNA			1	100%	1
CONNECTICUT PEDIATRICS @ CHC		1			1
Alaska Domiciliary Care for Homeless Veterans		1			1
NORTHEAST REGIONAL MEDICAL CENTER			1	100%	1
EMORY DECATUR HOSPITAL - EMORY MEDICAL		1			1
SPHERE DX			1	100%	1
ST. JOHN HOSPITAL & MEDICAL CENTER			1	100%	1
KIOSK MEDICINE OF KENTUCKY LLC		1			1
UNIVERSITY OF TOLEDO MEDICAL CENTER			1	100%	1
Advanced Rehabilitation of Vernon		1			1
SACRED HEART HOSPITAL NURSING			1	100%	1
QLABS			1	100%	1
CAREMOUNT MEDICAL PC		1			1
DIGNITY HEALTH GOHEALTH		1			1
BEST CARE COMMUNITY AND FAMILY HEALTH CENTER INC			1	100%	1
VIRGINIA UROLOGY		1			1
HEARTLAND OF ZEPHYRHILLS FL, LLC			1	100%	1
HERNANDO COUNTY HEALTH DEPT			1	100%	1
SHP WESTCHESTER LLC		1			1

# COVID-19: testing by laboratory

Data through Apr 24, 2021 verified as of Apr 25, 2021 at 09:25 AM

Data in this report are provisional and subject to change.

The numbers in the table below represent the number of Florida and non-Florida residents for whom test results were received by the Department of Health. A person can be tested by more than one laboratory and can have both positive and negative results. **Therefore, the sum of the numbers in each column will be larger than the total number of people tested.**

Reporting lab	Inconclusive	Negative	Positive	Percent positive	Total
ALLEGHENY COUNTY HEALTH DEPARTMENT - PUBLIC HEALTH LABORATORY			1	100%	1
TANNER CLINIC			1	100%	1
HATLEY HEALTH CARE, INC		1			1
Alden North Shore			1	100%	1
MID-FLORIDA CANCER CENTERS		1			1
MT VIEW			1	100%	1
JACK M MATHENY II MD			1	100%	1
NYU LANGONE AMBULATORY CARE LAKE SUCCE		1			1
THE GROVE HEALTH AND REHAB			1	100%	1
BEAUMONT URGENT CARE		1			1
INDIAN RIVER SHERIFF OFFICE		1			1
HCR-ManorCare			1	100%	1
SOUTHWOOD NURSING & RETIREMENT CENTER		1			1
COUNTY OF HAMILTON			1	100%	1
Arbor Springs Health and Rehab		1			1
EAST FL CORE LAB			1	100%	1
TMH CANCER CENTER LABORATORY			1	100%	1
GARDENS AT MAPLEWOOD			1	100%	1
Mountain View Manor			1	100%	1
PELICAN STATE OUTPATIENT CENTER			1	100%	1
Holly Hill Healthcare Center			1	100%	1
Luling Living Center		1			1
GIFFORD MEMORIAL HOSPITAL		1			1
PARRISH MEDICAL GROUP			1	100%	1
CYPRESS VILLAGE REHAB CENTER		1			1
Kroger 433 - The Little Clinic Atoka		1			1
VIRGINIA CVS PHARMACY, LLC DBA CVS/PHARMACY #1884		1			1
NORTHSIDE FAMILY MEDICINE		1			1
SOUTHWOOD HEALTHCARE CENTER		1			1
PARK LANE NURSING HOME		1			1
PEACE HEALTH FAMILY MEDICINE AT 87TH AVE		1			1
Kroger 481 - The Little Clinic Houston Levee		1			1
UNIVERSITY OF BALTIMORE WASHINGTON MEDICAL CENTER			1	100%	1
NHC Sequatchie		1			1
CAMBRIDGE HEALTH ALLIANCE			1	100%	1
CARESPOT - OCOEE			1	100%	1
BEACHSIDE DETOX		1			1
MARY WASHINGTON HOSPITAL HOME HEALTH AGENCY	1				1
Tremont Health & Rehabilitation Center		1			1
CARILION CLINIC LAB TESTING SITE-POSTAL		1			1
Kroger 569 - The Little Clinic Gallatin		1			1
FLORIDA DEPARTMENT OF HEALTH IN BROWARD COUNTY		1			1
Pathways Nursing and Rehabilitation Center		1			1
PIEDMONT QUICKCARE		1			1
ST VINCENTS OUTPATIENT IMAGING		1			1
ODYSSEY HEALTH CARE OF MARION COUNTY LLC		1			1
ST JOHNS EPISCOPAL HOSPITAL SOUTH SHORE		1			1

# COVID-19: testing by laboratory

Data through Apr 24, 2021 verified as of Apr 25, 2021 at 09:25 AM

Data in this report are provisional and subject to change.

The numbers in the table below represent the number of Florida and non-Florida residents for whom test results were received by the Department of Health. A person can be tested by more than one laboratory and can have both positive and negative results. **Therefore, the sum of the numbers in each column will be larger than the total number of people tested.**

Reporting lab	Inconclusive	Negative	Positive	Percent positive	Total
Moab Regional Hospital			1	100%	1
Kroger 968 - The Little Clinic Colerain Township		1			1
CVS KS8573POCT OVERLAND PARK		1			1
SOMA MEDICAL CENTER PA #2 OAKLAND			1	100%	1
Village Crest Center for Health & Rehabilitation		1			1
ELAN MANATEE			1	100%	1
Sky View Rehabilitation and Health Care Center		1			1
URGENT CARE OF FORT LAUDERDALE INC			1	100%	1
RIVERVIEW HOSPITAL	1				1
ROAN MOUNTAIN MEDICAL CENTER			1	100%	1
THE CHILDREN'S HOSPITAL OF PHILADELPHIA		1			1
NORTH SHORE HEMATOLOGY-ONCOLOGY ASSOCI		1			1
SHARON REGIONAL MEDICAL CENTER			1	100%	1
MONROE COUNTY PUBLIC HEALTH DEPARTMENT			1	100%	1
CVS MA335POCT RAYNHAM		1			1
DIGNITY HEALING LLC			1	100%	1
Newton Wellesley Center for Alzheimer's Care		1			1
5 STAR HOME HEALTH SERVICES INC		1			1
LRGHEALTHCARE		1			1
HEALTH CARE SERVICES LC			1	100%	1
Manor Care Health Services- Wilmington			1	100%	1
FASTMED - LAKEWAY			1	100%	1
Dulles Health and Rehab Center		1			1
ALTAMONTE SPRINGS WALK IN MED CENTER			1	100%	1
ATRIA TAMARAC			1	100%	1
BERKSHIRE MEDICAL CENTER			1	100%	1
ST MARY'S OF SAGINAW		1			1
CAROLINA BAY HEALTHCARE CTR OF WILMING		1			1
CURA LABORATORY SERVICES			1	100%	1
Courtenay Springs Village			1	100%	1
NORTHSIDE PEDIATRICS & ADOLESCENT MEDI		1			1
GARNET HEALTH DOCTORS		1			1
EXCEL URGENT CARE OF NJ			1	100%	1
SMYTH COUNTY COMMUNITY HOSPITAL LABORATORY			1	100%	1
IMMEDIATE CARE MEDICAL CENTER			1	100%	1
EXAC CARE CROSSVILLE		1			1
CARESOUTH HHA HOLDINGS OF VIRGINIA, LLC			1	100%	1
ABE'S GARDEN/PARK MANOR APARTMENTS		1			1
SC-GA2018 SIMPSONVILLE REHABILITATION		1			1
JOHN PETER SMITH HOSPITAL- OB TRIAGE			1	100%	1
MEMORIAL SATILLA HEALTH			1	100%	1
BOLLES SCHOOL, THE			1	100%	1
Kroger 359 - The Little Clinic Bellevue		1			1
CLAYTON NURSING AND REHABILITATION		1			1
GOOD SHEPHERD HOSPICE INC			1	100%	1
EASTSIDE URGENT CARE			1	100%	1
PATHOLOGY		1			1

# COVID-19: testing by laboratory

Data through Apr 24, 2021 verified as of Apr 25, 2021 at 09:25 AM

Data in this report are provisional and subject to change.

The numbers in the table below represent the number of Florida and non-Florida residents for whom test results were received by the Department of Health. A person can be tested by more than one laboratory and can have both positive and negative results. **Therefore, the sum of the numbers in each column will be larger than the total number of people tested.**

Reporting lab	Inconclusive	Negative	Positive	Percent positive	Total
PIEDMONT NEWTON HOSPITAL		1			1
WASHINGTON CENTER FOR REHABILITATION A		1			1
OHIO VALLEY MANOR NURSING &		1			1
DAYTONA BEACH CENTRA CARE			1	100%	1
URGENT CARE 24/7 TAMPA			1	100%	1
SKY RIDGE MEDICAL CENTER - MICRO			1	100%	1
ORMOND PEDIATRICS PA			1	100%	1
MOUNT SINAI MEDICAL CENTER OF FLORIDA INC			1	100%	1
SHAMRA MEDICAL LABORATORY			1	100%	1
MARYLAND DEPARTMENT OF HEALTH AND MENTAL HYGIENE-LABORATORIES			1	100%	1
WESTMINSTER COLLEGE		1			1
FIU HEALTH CARE CENTER			1	100%	1
TOMAH HEALTH			1	100%	1
BAYFRONT HEAL WOUND CARE AND HYPERBARIC CENTER			1	100%	1
PEACHEALTH LABORATORIES		1			1
Ash Flat Healthcare and Rehabilitation Center			1	100%	1
FIT4LIFE MEDICAL CENTER			1	100%	1
JUPITER MEDICAL CENTER INC			1	100%	1
PALM BREEZE DIALYSIS			1	100%	1
Altenheim Senior Living		1			1
Aspire Physical Recovery Center at Cahaba River		1			1
OMNI HEALTHCARE URGENT CARE			1	100%	1
MT CARMEL NURSING HOME		1			1
BEVERLY ADVANCED PRACTICE NURSING		1			1
MERCY – NORTH IOWA			1	100%	1
CASA DE ORO CARE AND REHABILITATION CE		1			1
TOMAH VAMC			1	100%	1
Cornerstone at the Ranch		1			1
Valley View Health and Rehabilitation, LLC		1			1
REDSTONE REHABILITATION & NURSING CENT		1			1
Coos County Nursing Home		1			1
ELMCROFT OF TIMBERLIN PARC			1	100%	1
GARDEN VIEW CARE CENTER		1			1
BORINQUEN HEALTH CENTER			1	100%	1
FREDERICK AVENUE GROUP HOME		1			1
LAS PALOMAS SENIOR LIVING		1			1
OAKWOOD HOSPITAL - SOUTHSORE			1	100%	1
TRIHEALTH			1	100%	1
ST JOHNS PEDIATRICS PA		1			1
Lantern Park Specialty Care		1			1
Heritage Health of Peru			1	100%	1
OCEANVIEW NURSING AND REHABILITAION CENTER			1	100%	1
UNIVERSITY PLACE NURSING CENTER		1			1
WYOMING COUNTY DEPARTMENT OF HEALTH		1			1
SPINE & PAIN CONSULTANT PLLC		1			1
TREASURE COAST MEDICAL CONCIERGE LLC			1	100%	1
EMERSON HOSPITAL LABORATORY			1	100%	1

# COVID-19: testing by laboratory

Data through Apr 24, 2021 verified as of Apr 25, 2021 at 09:25 AM

Data in this report are provisional and subject to change.

The numbers in the table below represent the number of Florida and non-Florida residents for whom test results were received by the Department of Health. A person can be tested by more than one laboratory and can have both positive and negative results. **Therefore, the sum of the numbers in each column will be larger than the total number of people tested.**

Reporting lab	Inconclusive	Negative	Positive	Percent positive	Total
BSA PHYSICIANS GROUP, INC D/B/A BSA FAMILY MEDICAL			1	100%	1
SOUTHEAST MISSOURI HOSPITAL		1			1
CONNECTICUT CVS PHARMACY, LLC		1			1
Kingston Care Center of Fort Wayne		1			1
Kroger 970 - The Little Clinic Westfield			1	100%	1
The Evangelical Lutheran Good Samaritan Society Prescott Village		1			1
CVS OH3306POCT AKRON		1			1
ALDEN PHARMACY		1			1
CENTRAL JERSEY URGENT CARE OF GREEN BR		1			1
SYCAMORE MEDICAL CENTER-KETTERING HEALTH NETWORK			1	100%	1
BOCA CIEGA CENTER			1	100%	1
PRIMBIO RESEARCH INSTITUTE LLC		1			1
AMERICAN DRUG TESTING LAB LLC			1	100%	1
EXPRESS WALK IN MEDICAL CENTER			1	100%	1
SALTZER URGENT CARE			1	100%	1
CVS MO8564POCT INDEPENDENCE		1			1
ASCARATE DIALYSIS			1	100%	1
C V S / PHARMACY #4396		1			1
ORANGE PEDIATRICS PA			1	100%	1
KINGWOOD EMERGENCY CENTER			1	100%	1
View Ridge Care Center		1			1
FAMILY MEDICAL CLINIC KENDALL LLC			1	100%	1
SMITH			1	100%	1
Walgreens #12695			1	100%	1
AMERICAN LAB LLC		1			1
Fairview			1	100%	1
MIAMI-DADE COUNTY HEALTH DEPT.		1			1
Kroger 006 - The Little Clinic Uintah Gardens		1			1
CONCIERGE IV NUTRITION			1	100%	1
HALIFAX FAMILY HEALTH CENTER			1	100%	1
BLUFFTON HEALTH CENTER			1	100%	1
BROCK HUGHES MEDICAL CENTER			1	100%	1
MEDICAL ASSOCIATES OF THE SHOALS		1			1
MEDTOWN PHARMACY			1	100%	1
Ideal Senior Living Center		1			1
PHOEBE PRIMARY CARE CAMILLA			1	100%	1
CARRINGTON, LLC D/B/A THE CARRINGTON		1			1
FAIRHAVEN		1			1
CVS AZ3264POCT PHOENIX			1	100%	1
UNIVERSITY OF FLORIDA			1	100%	1
OPTIMAL MEDICINE INC		1			1
WELLNOW URGENT CARE-OSWEGO			1	100%	1
ULTIMATE ANALYSIS LABORATORY			1	100%	1
EDGAR PRICE FAMILY & CHILDREN HEALTHCARE CENTER			1	100%	1
Carington Park			1	100%	1
CULVER CITY URGENT CARE			1	100%	1
EASTSIDE MEDICAL CLINIC		1			1



# COVID-19: testing by laboratory

Data through Apr 24, 2021 verified as of Apr 25, 2021 at 09:25 AM

Data in this report are provisional and subject to change.

The numbers in the table below represent the number of Florida and non-Florida residents for whom test results were received by the Department of Health. A person can be tested by more than one laboratory and can have both positive and negative results. **Therefore, the sum of the numbers in each column will be larger than the total number of people tested.**

Reporting lab	Inconclusive	Negative	Positive	Percent positive	Total
EXCEPTIONAL EMERGENCY CENTER			1	100%	1
PHYSICIANS PRIMARY CARE LEHIGH PEDS			1	100%	1
CORDOVA FAMILY PRACTICE			1	100%	1
SHANNON CLARK OD, PA			1	100%	1
LIFE CARE CENTER OF GWINNETT		1			1
OPTI MED PHARMACY		1			1
POETS WALK SARASOTA			1	100%	1
FREEPORT ER DOX URGENT CARE		1			1
THE HOSPITALS OF PROVIDENCE EMERGENCY ROOM			1	100%	1
OAKWOOD HOSPITAL - DEARBORN LAB			1	100%	1
CEPERO PEDIATRICS PA			1	100%	1
Bivins Pointe			1	100%	1
VISTA DEL SOL MED ASSOC		1			1
El Paso Health Care Center			1	100%	1
PUTNAM CO HOSPITAL-D/B/A ASBURY TOWERS		1			1
PALM SPRINGS GENERAL HOSPITAL			1	100%	1
MEDEXPRESS URGENT CARE - PINE BLUFF S		1			1
St. Mary's Care Center		1			1
LAS PALMAS MEDICAL CENTER			1	100%	1
MEDICAL COLLEGE OF GEORGIA MEDICAL CENTER			1	100%	1
LYSTER MAIN LAB, FT RUCKER		1			1
Hawthorne House		1			1
NORTHEAST GEORGIA HEALTH SYSTEM			1	100%	1
RED BUG LAKE ROAD OVIEDO COVID			1	100%	1
SUNSHINE PEDIATRICS OF LUTz			1	100%	1
NORTH FLORIDA FAMILY MEDICINE			1	100%	1
TRAFALGAR DIALYSIS			1	100%	1
PALM BEACH COUNTY SHERIFF OFFICE			1	100%	1
Greencroft Goshen		1			1
BELLMORE PEDIATRICS		1			1
BETHESDA DIALYSIS			1	100%	1
UABC			1	100%	1
STONECREST MEDICAL CENTER		1			1
BLAKE AT PENSACOLA OPERATION CO, LLC, THE			1	100%	1
INTERNAL MEDICINE GROUP OF CENTRAL FLORIDA			1	100%	1
REGIONAL MEDICAL LABORATORY			1	100%	1
HEALTHPARTNERS HUDSON CLINIC			1	100%	1
Acts Manor House		1			1
Parkview Care and Rehabilitation Center		1			1
SUNRISE CLINIC SANTA ROSA		1			1
WEST CARVER MEDICAL ASSOCIATES		1			1
CVS AZ69POCT PEORIA		1			1
ST. MICHAEL'S ELITE HOSPITAL			1	100%	1
SANTA ROSA PEDIATRICS			1	100%	1
DSI LABORATORIES-NAPLES-7TH			1	100%	1
ASSISTED LIVING AT TREZEVANT		1			1
BROOKSVILLE REGIONAL HOSPITAL			1	100%	1

# COVID-19: testing by laboratory

Data through Apr 24, 2021 verified as of Apr 25, 2021 at 09:25 AM

Data in this report are provisional and subject to change.

The numbers in the table below represent the number of Florida and non-Florida residents for whom test results were received by the Department of Health. A person can be tested by more than one laboratory and can have both positive and negative results. **Therefore, the sum of the numbers in each column will be larger than the total number of people tested.**

Reporting lab	Inconclusive	Negative	Positive	Percent positive	Total
MID FLORIDA COMMUNITY SERVICES			1	100%	1
DIVERSICARE OF BIG SPRINGS		1			1
EH FARGO HOSPITAL LABORATORY			1	100%	1
INTEGRITY SPINE AND ORTHOPEDICS LLC			1	100%	1
UW MEDICINE CHU LAB			1	100%	1
INHEALTH LIFE SCIENCES LLC			1	100%	1
PLEASANT RIDGE MANOR WEST		1			1
WALGREENS #09456		1			1
KIDSVILLE PEDIATRICS III PA			1	100%	1
WEST PENSACOLA DIALYSIS CENTER			1	100%	1
bishop rehabilitation and nursing center		1			1
ADVANCE CARDIOVASCULAR IMAGING, INC			1	100%	1
SENTARA AMBULATORY CARE CLINIC			1	100%	1
PREMIER FAMILY AND SPORTS MEDICINE LLC			1	100%	1
Medilodge of Mt. Pleasant		1			1
Sharon Care Center			1	100%	1
CVS NE8626POCT LINCOLN		1			1
CVS OH3481POCT MARYSVILLE		1			1
WATERBURY HOSPITAL REFERENCE LAB			1	100%	1
APEX HOME HEALTHCARE			1	100%	1
YOUR HEALTH PEDIATRICS			1	100%	1
TERRELL URGENT CARE			1	100%	1
ANDERSON REGIONAL MEDICAL CENTER			1	100%	1
JACKSBORO URGENT CARE			1	100%	1
NFRC CLINICAL LAB			1	100%	1
ABRAKIDABRA KIDS CLINIC			1	100%	1
HALIFAX HEALTH PRIMARY CARE ORMOND			1	100%	1
MOUNT SINAI MEDICAL CENTER AVENTURA ER			1	100%	1
CURELOGICS WOUND CARE & HYPERBARIC CENTER		1			1
CLARKSVILLE HEALTH SYSTEM			1	100%	1
WASHINGTONVILLE PHARMACY INC		1			1
BIOMERIEUX			1	100%	1
MEDHEALTH CLINICAL INC			1	100%	1
PRIMARY CARE SERVICES AT WESTMINSTER V		1			1
BL DIAGNOSTICS LLC			1	100%	1
PARK AVENUE PEDIATRICS PC		1			1
CAMAI COMMUNITY HEALTH CENTER, INC			1	100%	1
SANTA BARABARA ALF LLC (THE WINDSOR)			1	100%	1
FLORIDA HOSPITAL LAB			1	100%	1
Chestnut Ridge Nursing & Rehab		1			1
FLORIDA KEYS PED AND ADOLES CTR			1	100%	1
CTMD MEDICAL CENTER, PA			1	100%	1
SOUTHWESTERN STATE HOSPITAL LABORATORY			1	100%	1
WOODSTOCK HEALTH DEPARTMENT			1	100%	1
UUHC - REDSTONE HEALTH CENTER LABORATORY			1	100%	1
STATE OF CALIFORNIA DOH SERVICES			1	100%	1
SOUTHERN HILLS MEDICAL CENTER			1	100%	1

# COVID-19: testing by laboratory

Data through Apr 24, 2021 verified as of Apr 25, 2021 at 09:25 AM

Data in this report are provisional and subject to change.

The numbers in the table below represent the number of Florida and non-Florida residents for whom test results were received by the Department of Health. A person can be tested by more than one laboratory and can have both positive and negative results. **Therefore, the sum of the numbers in each column will be larger than the total number of people tested.**

Reporting lab	Inconclusive	Negative	Positive	Percent positive	Total
AVERA ST. MARY'S HOSPITAL			1	100%	1
AURORA MEDICAL CENTER-KENOSHA			1	100%	1
CLINICAL RESEARCH OF WEST FLORIDA		1			1
MED BAR LLC		1			1
PINEBROOK CARE AND REHABILITATION CENTER			1	100%	1
TITUSVILLE CENTER FOR SURGICAL EXCELLENCE LLC		1			1
Kroger 63 - The Little Clinic Glassford Hill Rd		1			1
UNIVERSITY OF MIAMI - LENNAR CENTER			1	100%	1
HAWKEYE CARE CENTER DUBUQUE		1			1
ST LUKES SURGICAL AT THE VILLAGES INC			1	100%	1
MEDICAL CITY DENTON			1	100%	1
ORMOND MEDICAL ARTS FAMILY PRACTICE PL			1	100%	1
URGENT CARE OF KANSAS CITY			1	100%	1
HIBISCUS COURT			1	100%	1
ENCOMPASS HEALTH REHABILITATION HOSPITAL OF UTAH		1			1
WILLOW DALE WELLNESS VILLAGE APARTMENT		1			1
HAMILTON CI MAIN UNIT ANNEX/ WORK CAMP			1	100%	1
CARENOW LAKE WORTH			1	100%	1
Monument Health Custer Care Center		1			1
Southwest Louisiana Veterans Home			1	100%	1
Allen Health and Rehabilitation		1			1
MONONGAHELA VALLEY HOSPITAL			1	100%	1
ALBANNA PEDIATRICS CENTER			1	100%	1
CONEY ISLAND HOSP			1	100%	1
MEDICAL ARTS LABORATORY			1	100%	1
SOLDIERS' HOME OF HOLYOKE		1			1
Kroger 97 - The Little Clinic Hutchinson		1			1
COMMUNITY URGENT CARE PC			1	100%	1
HEALTH DIV OAK RIDGE NATL LABORATORY		1			1
MIDWEST COVENANT HOME, INC		1			1
BAYLOR SCOTT AND WHITE MEDICAL CENTER -CENTENTENNIAL			1	100%	1
LP ELIZABETHTON		1			1
OCCUPATIONAL HEALTH CENTER		1			1
UC TAMiami			1	100%	1
ManorCare Health Services/ York South		1			1
CARDIAC AND VASCULAR CONSULTANTS MD PA		1			1
BNJ		1			1
MOUNT SINAI COMPREHENSIVE CANCER CENTER			1	100%	1
FAMILY MEDICAL CENTER OF HOLLYWOOD PA			1	100%	1
HABANA HEALTH CARE CENTER			1	100%	1
ALLIED PEDIATRICS & FAMILY MEDICINE			1	100%	1
VELOCITY URGENT CARE - LITTLE CREEK			1	100%	1
BRIDGEWATER AT WATERMAN VILLAGE			1	100%	1
UFHEALTH			1	100%	1
LAKE MARY OPTUM FLORIDA			1	100%	1
Kroger 670 - The Little Clinic Dawson Forest Rd & Hwy 19		1			1
PRIMEX CLINICAL LABORATORIES INC			1	100%	1

# COVID-19: testing by laboratory

Data through Apr 24, 2021 verified as of Apr 25, 2021 at 09:25 AM

Data in this report are provisional and subject to change.

The numbers in the table below represent the number of Florida and non-Florida residents for whom test results were received by the Department of Health. A person can be tested by more than one laboratory and can have both positive and negative results. **Therefore, the sum of the numbers in each column will be larger than the total number of people tested.**

Reporting lab	Inconclusive	Negative	Positive	Percent positive	Total
LOWER KEYS COMMUNITY HEALTH CENTER			1	100%	1
DR BAWA AND ASSOCIATES			1	100%	1
Kroger 518 - The Little Clinic Hermitage		1			1
ST JOHN'S MEDICAL CENTER, TETON VILLAGE			1	100%	1
North Ottawa Care Center at Heartwood Lodge		1			1
RELIANCE HOME HEALTH CARE INC		1			1
HUNTSVILLE HOSPITAL			1	100%	1
Brakeley Park Center		1			1
BRONSON METHODIST HOSPITAL			1	100%	1
BMC MAYPORT			1	100%	1
CORPORATION OF AMERICA		1			1
Troy Center for Rehabilitation & Nursing		1			1
CVS AZ9374POCT TUCSON		1			1
WAYNE COUNTY PUBLIC HEALTH		1			1
TRUCARE LIVING CENTERS - SELMA			1	100%	1
GATEWAY LABORATORIES		1			1
WYTHE CNTY COMMUNITY HOSP LABORATORY			1	100%	1
ASCENSION ST VINCENT'S - WESTSIDE			1	100%	1
DEACONESS URGENT CARE CENTER			1	100%	1
NORTH PALM BEACH DIALYSIS CENTER			1	100%	1
INTEGRIS SEMINOLE EMERGENCY DEPT			1	100%	1
IMA MEDICAL CENTER OF SOUTH WEST ORLANDO			1	100%	1
ABBOTT LABORATORIES - OCCUPATIONAL HEALTH SERVICES			1	100%	1
BAPTIST HEALTH EXPRESS CARE			1	100%	1
CORPUS CHRISTI MEDICAL CENTER			1	100%	1
Kroger 49 - The Little Clinic Wichita - 21st St.			1	100%	1
HIGHLANDS CLINICAL LABORATORY			1	100%	1
SOUTHERN WINDS			1	100%	1
COUNTRYSIDE PEDIATRIC CARE PA			1	100%	1
MIL LAKE HEALTHCARE CENTER INC PEDIATRICS			1	100%	1
LABTEST LLC LABTEST DIAGNOSTICS			1	100%	1
SOUTH SEMINOLE HOSPITAL POCT			1	100%	1
The Jordan Center		1			1
SANTA MONICA FERTILITY			1	100%	1
BAPTIST ASI			1	100%	1
LABORATORIO MEDICO CENTRAL CONDOMINO MD			1	100%	1
FAMILY & INTERNAL MEDICINE CENTER		1			1
NEW HANOVER REGIONAL MEDICAL CENTER			1	100%	1
PRIME CARE FAMILY MEDICINE			1	100%	1
WALGREENS #12322		1			1
TREASURE COAST COMMUNITY HEALTH INC			1	100%	1
CHRISTUS GOOD SHEPHERD MEDICAL CENTER			1	100%	1
ST. LUKE'S HOSPITAL			1	100%	1
MANCHESTER COMMONS		1			1
Integrity Healthcare of Carbondale			1	100%	1
Kroger 57 - The Little Clinic Jay C Charlestown		1			1
Kroger 825 - The Little Clinic Dorothy Lane		1			1

# COVID-19: testing by laboratory

Data through Apr 24, 2021 verified as of Apr 25, 2021 at 09:25 AM

Data in this report are provisional and subject to change.

The numbers in the table below represent the number of Florida and non-Florida residents for whom test results were received by the Department of Health. A person can be tested by more than one laboratory and can have both positive and negative results. **Therefore, the sum of the numbers in each column will be larger than the total number of people tested.**

Reporting lab	Inconclusive	Negative	Positive	Percent positive	Total
KINGMAN REGIONAL MEDICAL CENTER			1	100%	1
			1	100%	1
SHANNON MEDICAL CENTER			1	100%	1
HYDE PARK MEDICAL CENTER		1			1
POMPANO BEACH ARTIFICIAL KIDNEY CENTER			1	100%	1
COLUMBIA CREST CARE & RAHAB		1			1
CLEVELAND CLINIC AKRON GENERAL			1	100%	1
KENDALL PEDIATRICS PARTNERS LLC			1	100%	1
Linley Park Rehabilitation & Healthcare Center		1			1
Kroger 447 - The Little Clinic Lebanon		1			1
Vi at Aventura		1			1
UNITYPOINT HEALTH TRINITY			1	100%	1
ESOTERIC LAB			1	100%	1
THOMAS HOSPITAL			1	100%	1
PHOENIX PROGRAMS OF FLORIDA INC		1			1
BAPTIST HEALTH ASI			1	100%	1
WEST FLORIDA MEDICAL ASSOCIATES			1	100%	1
NEW YORK PRESBYTERIAN HOSPITAL			1	100%	1
AHC Dyersburg		1			1
MERCY HOME		1			1
CARE CENTER OF LAKE PLACID			1	100%	1
VALUE DRUG STORES INC		1			1
RIVERSIDE REGIONAL MED CENTER			1	100%	1
UNIVERSITY OF NORTH CAROLINA HOSPITALS			1	100%	1
URGENTMED			1	100%	1
OASIS FAMILY RESORT IN THE SPRINGS LLC		1			1
WELLCARE URGENT CARE			1	100%	1
UPMC NORTHWEST HOSPITAL			1	100%	1
GEORGETOWN URGENT CARE			1	100%	1
Biopharmaceutics Laboratory Section		1			1
ADVOCATE GOOD SAMARITAN			1	100%	1
BOCA MEDICAL CARE			1	100%	1
NAVAL BRANCH HEALTH CLINIC			1	100%	1
Kroger 805 - The Little Clinic Lewis Center		1			1
NORTH FLORIDA CHILD DEVELOPMENT, INC			1	100%	1
CHILTON MEDICAL CENTER		1			1
CARE STATION MEDICAL GROUP		1			1
Waddell Nursing & Rehab Center		1			1
Kroger 523 - The Little Clinic Dickson			1	100%	1
VICTORIA PAIN AND REHABILITATION CENTER			1	100%	1
MODERN URGENT CARE			1	100%	1
PINNACLE PAIN CENTER PS DBA LYNX HEALTHCARE		1			1
WATERVIEW HILLS REHABILITATION AND NUR		1			1
SUSAN F. WILLIAMS M.D., P.A.			1	100%	1
LEGACY SPECIALTY PHARMACY CORP			1	100%	1
TITUSVILLE TOWERS ASSISTED LIVING		1			1
MOBILE INFIRMARY MEDICAL CENTER			1	100%	1



# COVID-19: testing by laboratory

Data through Apr 24, 2021 verified as of Apr 25, 2021 at 09:25 AM

Data in this report are provisional and subject to change.

The numbers in the table below represent the number of Florida and non-Florida residents for whom test results were received by the Department of Health. A person can be tested by more than one laboratory and can have both positive and negative results. **Therefore, the sum of the numbers in each column will be larger than the total number of people tested.**

Reporting lab	Inconclusive	Negative	Positive	Percent positive	Total
VALLEY VISTA CARE CENTER		1			1
Towne Manor West		1			1
CLINICAL TRIALS OF TAMPA LLC		1			1
STATE OF ALASKA			1	100%	1
BARRINGTON TERRACE NAPLES			1	100%	1
Kroger - KR070600172		1			1
PM PEDIATRICS OF BAYSIDE, PLLC		1			1
DAUGHTERS OF SARAH NURSING CENTER		1			1
SPARTA HEALTH & REHAB		1			1
WALGREENS #06025		1			1
LADY LAKE FAMILY MEDICINE			1	100%	1
PASTEUR MEDICAL HIALEAH GARDEN LLC			1	100%	1
PEDIATRIC URGENT CARE CENTR OF FORT WORTH-LA GRAN			1	100%	1
SIGNATURE CARE COLLEGE STATION			1	100%	1
ManorCare Yeadon		1			1
PREMIER MEDICAL CLINIC		1			1
LAKE VISTA DIALYSIS			1	100%	1
FHPG INTERNAL MEDICINE OF BRANDON			1	100%	1
HEALTH PLUS SUNRISE MEDICAL OFFICE			1	100%	1
DESERT ROSE FL LLC		1			1
CONCIERGE INTERNAL MEDICINE ASSOCIATES			1	100%	1
LOVELACE WOMEN'S HOSPITAL		1			1
QUICKCARE HEALTH, INC			1	100%	1
BROOKDALE FORT MYERS LAKES PARK			1	100%	1
SISTERS MISSION			1	100%	1
Brookdale Southside			1	100%	1
Longwood Community Living Center		1			1
Keller Landing Center		1			1
CVS MA1875POCT ASHLAND			1	100%	1
B2 URGENT CARE			1	100%	1
Kroger 531 - The Little Clinic Waterville		1			1
BETHESDA HEALTH PHYSICIANS GROUP		1			1
SOUTHERN OHIO MEDICAL CENTER			1	100%	1
PUBLIX PHARMACY #0332		1			1
ALL AMERICAN FAMILY AND GERIATRIC CARE			1	100%	1
HOLYCROSS URGENT CARE AND IMAGING CENTER		1			1
HOSPITALS OF PROVIDENCE TRANSMOUNTAIN CAMPUS, THE			1	100%	1
Summit Medical Group Morristown Oncology		1			1
YOUTH HEALTH CENTER OF HUNTINGTON		1			1
CHI ST. LUKE'S HEALTH BCM MEDICAL CENTER			1	100%	1
NHC PLACE AT COOL SPRINGS		1			1
West Bay of Tampa Center			1	100%	1
VERMONT DEPT OF HEALTH LABORATORY			1	100%	1
QUINCY DIALYSIS			1	100%	1
Good Samaritan Society - Albion		1			1
ORMOND BEACH DIALYSIS			1	100%	1
ENT & ALLERGY ASSOCIATES, LLP - SLEEPY HOLLOW (ABBOTT)		1			1

# COVID-19: testing by laboratory

Data through Apr 24, 2021 verified as of Apr 25, 2021 at 09:25 AM

Data in this report are provisional and subject to change.

The numbers in the table below represent the number of Florida and non-Florida residents for whom test results were received by the Department of Health. A person can be tested by more than one laboratory and can have both positive and negative results. **Therefore, the sum of the numbers in each column will be larger than the total number of people tested.**

Reporting lab	Inconclusive	Negative	Positive	Percent positive	Total
BAPTIST HEALTH FLOYD			1	100%	1
PALM BEACH COUNTY HEALTH DEPT.			1	100%	1
CLIFTON SPRINGS		1			1
MIAMI VASCULAR SURGERY			1	100%	1
FINLAY MEDICAL RESEARCH CORP			1	100%	1
INLET CONCIERGE MEDICINE			1	100%	1
ADVENTHEALTH IMAGING WINTERGARDEN		1			1
RIVERVIEW HOSPITAL D/B/A UNIVERSITY		1			1
Kroger 350 - The Little Clinic New Cut Road		1			1
NEMOURS CHILDREN'S PRIMARY CARE, ST CLOUD			1	100%	1
Northern Nevada State Veterans Home		1			1
RUBY MEMORIAL HOSP. LAB			1	100%	1
St Mary's d'Youville Pavilion		1			1
NLAC SUMMERBIO			1	100%	1
ST FRANCIS COLLEGE WELLNESS CENTER		1			1
OPTUM OF HIALEAH		1			1
AMD			1	100%	1
Hearthstone Nursing and Rehabilitation Center		1			1
KATHY L ANDERSON DO PA			1	100%	1
CONCENTRA - LEESBURG		1			1
RIVIERA BEACH HEALTH CENTER LAB			1	100%	1
DOCTORS HEARING			1	100%	1
BMC/NASSAU			1	100%	1
PHYSICIANS ASSOCIATES			1	100%	1
Lutheran Community at Telford		1			1
HEALTH ALLIANCE			1	100%	1
KID FIXERS		1			1
BRADENTON DIALYSIS			1	100%	1
LABWORKS LLC			1	100%	1
HEALTHCARE PARTNERS FAMILY MEDICINE LLC			1	100%	1
CVS SC7012POCT BALLENTINE			1	100%	1
DPH OP LAB			1	100%	1
ACUPATH LABORATORIES INC			1	100%	1
CROSS CREEK HEALTH CARE		1			1
MEDICAL SPECIALISTS OF THE PALM BEACHES INC			1	100%	1
LAKE COMMUNITY ACTION AGENCY		1			1
LAKEVIEW REGIONAL HOSPITAL			1	100%	1
ALLIANCE MD DIRECT PRIMARY CARE			1	100%	1
JUPITER MEDICAL GROUP			1	100%	1
Alexandria Place		1			1
RAPID CITY REGIONAL HOSPITAL -579 ATTN. LABORATORY		1			1
MY URGENT CARE CLINIC			1	100%	1
PIONEER CLINICAL RESEARCH LLC			1	100%	1
Bethany Manor		1			1
ACCOMPLISHED HOME CARE		1			1
CHILDREN'S AT CHAMBLEE BROOKHAVEN URGE		1			1
MEDCOR INC			1	100%	1

# COVID-19: testing by laboratory

Data through Apr 24, 2021 verified as of Apr 25, 2021 at 09:25 AM

Data in this report are provisional and subject to change.

The numbers in the table below represent the number of Florida and non-Florida residents for whom test results were received by the Department of Health. A person can be tested by more than one laboratory and can have both positive and negative results. **Therefore, the sum of the numbers in each column will be larger than the total number of people tested.**

Reporting lab	Inconclusive	Negative	Positive	Percent positive	Total
MADISON AT OVIEDO			1	100%	1
AML DIAGNOSTICS- ADV TESTING IN METABOLIC MEDICINE			1	100%	1
ADVENTHEALTH MEDICAL GROUP INTERNAL MEDICINE AT MILLS			1	100%	1
White River Health Care Center		1			1
EUGENE T FINAN, MD			1	100%	1
KAISER PERMANENTE REGIONAL REFERENCE LABORATORY		1			1
OAKVIEW INC		1			1
Brattleboro Crossings LLC dba Pine Heights at Brattleboro		1			1
Kroger 541 - The Little Clinic Long Hollow Pike		1			1
SLIDELL MEMORIAL HOSPITAL			1	100%	1
Shelbyville Manor		1			1
ICARE		1			1
BLOOMINGDALE MEDICAL ASSOC			1	100%	1
FAIRVIEW HOSPITAL			1	100%	1
C A R E S		1			1
INDIANA STATE DEPARTMENT OF HEALTH CLINIC MICROBIOLOGY		1			1
STAMFORD HOSPITAL			1	100%	1
CHC SOUTHWEST FLORIDA LAB-LIVE			1	100%	1
MEDLABS OF FLORIDA LLC D/B/A MEDLABS DIAGNOSTICS		1			1
Walgreens #17445		1			1
SUMMER PLACE NURSING & REHABILITATION		1			1
Senatobia Healthcare & Rehab		1			1
VALLEY HOSPITAL MEDICAL CENTER		1			1
MEDSTAR HEALTH URGENT CARE			1	100%	1
Kroger 699 - The Little Clinic Smyrna		1			1
GENESEE COUNTY HEALTH DEPARTMENT		1			1
REELFOOT FAMILY WALK-IN CLINIC		1			1
DESERT SPRINGS HOSPITAL			1	100%	1
KROGER 785 - THE LITTLE CLINIC DIXIE HWY		1			1
Central Alabama Veterans HCS - West Campus		1			1
AdventHealth Care Center Zephyrhills North			1	100%	1
UF HEALTH THE VILLAGES			1	100%	1
AFTER HOURS CLINIC			1	100%	1
St. Ann Rehabilitation and Nursing Center		1			1
Willow Ridge Center		1			1
ISLANDS ASSISTED LIVING FACILITY,THE			1	100%	1
ARKANSAS PUBLIC HEALTH LABORATORY		1			1
MOSOLF PEDIATRICS PA			1	100%	1
LAKE REGIONAL HEALTH			1	100%	1
The Carrington		1			1
UT HEALTH RGV CLINICAL LABORATORY			1	100%	1
MORGAN STANELY HEALTH CENTER		1			1
WALGREEN#12147		1			1
PROVIDENCE ST PETER HOSPITAL		1			1
BOYKIN		1			1
FAST TEST NOW		1			1
MED FIRST IMMEDIATE CARE AND FAMILY PRACTICE			1	100%	1

# COVID-19: testing by laboratory

Data through Apr 24, 2021 verified as of Apr 25, 2021 at 09:25 AM

Data in this report are provisional and subject to change.

The numbers in the table below represent the number of Florida and non-Florida residents for whom test results were received by the Department of Health. A person can be tested by more than one laboratory and can have both positive and negative results. **Therefore, the sum of the numbers in each column will be larger than the total number of people tested.**

Reporting lab	Inconclusive	Negative	Positive	Percent positive	Total
Walgreens #9620		1			1
PATIENT FIRST - HAMILTON		1			1
SPELMAN COLLEGE DEPT OF HEALTH SERVICE		1			1
ABBOTT LABORATORIES ROSS PRODUCTS			1	100%	1
SELF REGIONAL HEALTHCARE			1	100%	1
COMMONWEALTH OF VIRGINIA DIVISION OF CONSOLIDATED LABORATORY SERVICES			1	100%	1
DW MCMILLAN MEMORIAL HOSPITAL LABORATORY			1	100%	1
EVENTIDE LUTHERAN HOME		1			1
NORTH BREVARD CHILDRENS MEDICAL CENTER			1	100%	1
REDMOND URGENT CARE			1	100%	1
ADAMS COUNTY HEALTH DEPARTMENT			1	100%	1
MANHATTAN COLLEGE HEALTH SERVICES		1			1
UNIVERSITY OF MIAMI PRIMARY CARE SITE UMHC 3039			1	100%	1
CVS MI22230CV WAYNE COUNTY COMMUNITY COLLEGE			1	100%	1
MERCY GENERAL HOSPITAL			1	100%	1
SANDPIPER CLUSTER		1			1
PUBLIX PHARMACY # 1236			1	100%	1
Wayne County Nursing Home		1			1
SOMA MEDICAL CENTER PA #2			1	100%	1
NORTH RIVER FAMILY HEALTH CENTER			1	100%	1
Glen Haven Health and Rehabilitation LLC		1			1
JOSHUA E CHESIR MD		1			1
MEDICAL ASSOCIATES OF PINELLAS - LAB			1	100%	1
PROGRESSIVE MEDICAL LAB LLC			1	100%	1
Walgreens #19461		1			1
Kroger 367 - The Little Clinic Walton		1			1
APS-SUMMIT CARE PHARMACY, LLC DBA OMNICARE		1			1
WESLEY LONG HOSPITAL			1	100%	1
WELLMED AT BAY AREA		1			1
Life Care Center of Auburn		1			1
CRYSTAL RIVER FIRE DEPARTMENT			1	100%	1
CAREATC - PALM HARBOR			1	100%	1
YOUR GOOD HEALTH MEDICAL GROUP PA			1	100%	1
APPLECARE URGENT CARE KINGSLAND			1	100%	1
PATEL MINESH		1			1
WEST FLORIDA MEDICAL ASSOCIATES PA			1	100%	1
Walgreens #10988		1			1
ELKHART GENERAL HOSPITAL			1	100%	1
MEMORIALCARE LONG BEACH MEDICAL CENTER			1	100%	1
BISHOP KEARNEY		1			1
ELATION HEALTH		1			1
CROWNPOINT HEALTHCARE FACILITY		1			1
HEBER VALLEY HOSPITAL			1	100%	1
AURORA HEALTH CARE METRO INC			1	100%	1
FAMILY MEDICAL CENTRE			1	100%	1
UT HEALTH RIO GRANDE VALLEY PRIMARY CARE AT			1	100%	1
DAYTONA BEACH DIALYSIS			1	100%	1

# COVID-19: testing by laboratory

Data through Apr 24, 2021 verified as of Apr 25, 2021 at 09:25 AM

Data in this report are provisional and subject to change.

The numbers in the table below represent the number of Florida and non-Florida residents for whom test results were received by the Department of Health. A person can be tested by more than one laboratory and can have both positive and negative results. **Therefore, the sum of the numbers in each column will be larger than the total number of people tested.**

Reporting lab	Inconclusive	Negative	Positive	Percent positive	Total
WARREN GENERAL HOSPITAL			1	100%	1
MISSOURI DEPT. OF HEALTH			1	100%	1
NATION'S BEST CARE HOME HEALTH			1	100%	1
MEMORIAL HOSPITAL - BELLEVILLE			1	100%	1
TCPA CLINICAL LABORATORIES			1	100%	1
US PUBLIC HEALTH SERVICE HOSPITAL			1	100%	1
Wexner Heritage House			1	100%	1
AFTER HOURS CARE OF AMERICUS INCORPORA			1	100%	1
STEWART MEDICAL GROUP INC			1	100%	1
BIOMAT USA INC			1	100%	1
BETHESDA ON TURKEY CREEK			1	100%	1
COLER REHABILITATION AND NURSING CARE		1			1
SWIFTCARE URGENT CARE, PLLC			1	100%	1
MEA PRIMARY CARE PLUS BYRAM			1	100%	1
SOUTHEASTERN HEALTH FACILITES, INC		1			1
SOUTHWEST ORLANDO FAMILY MEDICINE, PL			1	100%	1
WAYNE MEMORIAL HOSPITAL		1			1
PEDIATRIC ASSOCIATES - MIAMI LAKES		1			1
HARBOR HOSPITAL			1	100%	1
FRONT PORCH PEDIATRICS PLLC			1	100%	1
St. Anne Home		1			1
CLERMONT HEALTH DEPARTMENT			1	100%	1
AUGUSTA HEALTH CLINICAL LABORATORY			1	100%	1
WEST COAST CLINICAL LABS INC			1	100%	1
Avera Sr. James Care Center		1			1
HACKENSACK UNIVERSITY MEDICAL CENTER		1			1
Grand Junction VAMC		1			1
DE TAR HOSPITAL			1	100%	1
CHI ST ALEXIUS TRANSITIONAL CARE UNIT		1			1
MORNINGSIDE NURSING AND REHABILITATION		1			1
CONVENIENT MEDICAL AND HEALTH SERVICES			1	100%	1
ABSOLUTE HEALTHCARE			1	100%	1
MEDICAL UNIVERSITY OF SOUTH CAROLINA			1	100%	1
SHARP CHULA VISTA MEDICAL CENTER			1	100%	1
CARE ADVANTAGE			1	100%	1
DR JAMES D FORBES FAMILY CARE CENTER			1	100%	1
UNLIMITED MEDICAL SERVICES OF FL PL DBA		1			1
DOCTORS AFTER HOURS URGENT CARE CENTER			1	100%	1
UNC HOSPITALS			1	100%	1
Kroger 83 - The Little Clinic Rock Road		1			1
APPLECARE URGENT CARE			1	100%	1
HOUSTON DEPARTMENT OF HEALTH AND HUMAN SERVICES			1	100%	1
HHCS PHARMACY INC			1	100%	1
NAVARRO MEDICAL CENTERS LLC			1	100%	1
MINUTECLINIC DIAGNOSTIC OF VIRGINIA, LLC #10088		1			1
NORTHCREST PHYSICIAN SERVICES INC		1			1
JOSEPH REINA PHARMACY INC DBA JRX PHAR		1			1



# COVID-19: testing by laboratory

Data through Apr 24, 2021 verified as of Apr 25, 2021 at 09:25 AM

Data in this report are provisional and subject to change.

The numbers in the table below represent the number of Florida and non-Florida residents for whom test results were received by the Department of Health. A person can be tested by more than one laboratory and can have both positive and negative results. **Therefore, the sum of the numbers in each column will be larger than the total number of people tested.**

Reporting lab	Inconclusive	Negative	Positive	Percent positive	Total
MARQUETTE GENERAL HOSPITAL			1	100%	1
CVS AZ3749POCT GOODYEAR		1			1
HEART HOSPITAL OF LAFAYETTE: EMERGENCY ROOM			1	100%	1
TAMPA GENERAL MEDICAL GROUP LABORATORY HEALTHPARK			1	100%	1
FOUNDCARE HEALTH			1	100%	1
MEDEXPRESS URGENT CARE - LINDEN		1			1
GINKGO BIOWORKS INC (CONCENTRIC)		1			1
Long Beach Care Center			1	100%	1
WATERS EDGE ELEMENTARY SCHOOL			1	100%	1
WMC HEALTH GROUP OF KISSIMMEE LLC			1	100%	1
CHIPLEY DIALYSIS			1	100%	1
CVS AZ7855POCT TUCSON		1			1
BRITTNEY WHELIHAN IRWIN ARNP LLC			1	100%	1
Abernethy Laurels		1			1
Cloverdale Rehabilitation and Nursing Center		1			1
FAMILY PRACTICE ASSOCIATES		1			1
ALAFAYA WOODS FAMILY MEDICAL CENTER		1			1
KINGWOOD EMERGENCY HOSPITAL			1	100%	1
UMMC MIDTOWN CAMPUS			1	100%	1
WALGREENS # 03608			1	100%	1
LABORATORY SERVICES SGHS - CAMDEN		1			1
Kroger 519 - The Little Clinic Staples Mill Road		1			1
Medilodge of Kalamazoo		1			1
Portsmouth Health and Rehab			1	100%	1
MOBILE MEDICAL UNIT- SAINT JOSEPH REG		1			1
MEDHELP			1	100%	1
PATIENT FIRST-GENERAL BOOTH			1	100%	1
LAURELS OF ATHENS, THE		1			1
HARDEN DIALYSIS		1			1
LOUIS A JOHNSON VAMC		1			1
OHIOHEALTH URGENT CARE			1	100%	1
SAINT AGNES HOSPITAL			1	100%	1
TILE PHARMACY		1			1
LADY OF THE SEA HOSPITAL LAB			1	100%	1
PULMONARY MEDICINE		1			1
CSI LABORATORIES FLORIDA			1	100%	1
THE CLINIC ON SIXTH			1	100%	1
MARTIN ARMY COMMUNITY HOSPITAL			1	100%	1
PANCARE HEALTH - CARR ELEM & MIDDLE SCHOOL			1	100%	1
Kroger 717 - The Little Clinic Dolphin Drive			1	100%	1
MCCORMICK AMBULANCE		1			1
STAYING HEALTHY MEDICAL SERVICES			1	100%	1
MINUTECLINIC DIAGNOSTIC OF TN PC #6437		1			1
Dugan Memorial Home		1			1
Kroger 126 - The Little Clinic Cottonwood		1			1
LOUIS STOKES CLEVELAND VA MEDICAL CENTER			1	100%	1
PINNACLE DIALYSIS		1			1

# COVID-19: testing by laboratory

Data through Apr 24, 2021 verified as of Apr 25, 2021 at 09:25 AM

Data in this report are provisional and subject to change.

The numbers in the table below represent the number of Florida and non-Florida residents for whom test results were received by the Department of Health. A person can be tested by more than one laboratory and can have both positive and negative results. **Therefore, the sum of the numbers in each column will be larger than the total number of people tested.**

Reporting lab	Inconclusive	Negative	Positive	Percent positive	Total
NORTHWEST FLORIDA SPECIALTY PHYSICIANS LLC		1			1
ADVENTHEALTH DURAND			1	100%	1
Kingston of Ashland		1			1
MEDEX CLINIC LLC			1	100%	1
WALGREENS #12624		1			1
GPI MEDICAL CENTER, INC			1	100%	1
TITAN GENOMICS, LLC			1	100%	1
Advanced Health Care of St. George		1			1
MEDICAL CENTER			1	100%	1
DOCTORS CHOICE HOME CARE INC			1	100%	1
MERITER LABORATORIES			1	100%	1
MISSION HOSPITAL			1	100%	1
COLLIER BLVD HMA PHYSICIANS MANAGEMENT LLC			1	100%	1
LAURELS OF NORWORTH		1			1
Kroger 419 - The Little Clinic Farmington/Exeter		1			1
CVS TX7431POCT ROWLETT		1			1
Crowne Health Care of Thomasville		1			1
INTEGRATED GENETICS SEQUENOM		1			1
Encompass Health Littleton		1			1
Manor Care Health Care Services - Williamsport North		1			1
AUTUMN CARE OF STATESVILLE, LLC		1			1
MEDEXPRESS URGENT CARE, LEBANON		1			1
LOPEZ		1			1
UF HEALTH - WILDLIGHT			1	100%	1
INDIAN RIVER CLINICAL LABORATORY, INC.		1			1
Birmingham Nursing & Rehab Center		1			1
PM PEDIATRICS PC			1	100%	1
LOURDES URGENT CARE			1	100%	1
LAREDO CARE CLINIC NORTH		1			1
NEW SMYRNA BEACH AMBULATORY CARE CTR			1	100%	1
SAINT ALPHONSUS REGIONAL MEDICAL CENTER			1	100%	1
MAHONEY PEDIATRICS PA			1	100%	1
Crowne Place Assisted Living		1			1
BALLAD HEALTH MEDICAL ASSOCIATES URGENT CARE			1	100%	1
DOCTORS CARE - GREER		1			1
EVERLYWELL DIAGNOSTICS			1	100%	1
DUKE UNIVERSITY MEDICAL CENTER			1	100%	1
WEST FLORIDA HOSPITAL LABORATORY			1	100%	1
PARK AVENUE MEDICAL PROFESSIONALS PC		1			1
WRIGHT PATTERSON AFB MEDICAL CENTER			1	100%	1
Walgreens #5914		1			1
Wrightsville Manor Health and Rehab		1			1
ANDREWS INSTITUTE AMBULATORY SURGERY CENTER		1			1
HARDEE COUNTY FIRE RESCUE		1			1
PRIME HEALTHCARE SERVICES		1			1
FLORIDA DEPARTMENT OF HEALTH IN CITRUS COUNTY		1			1
APOLLOMDX LLC			1	100%	1

# COVID-19: testing by laboratory

Data through Apr 24, 2021 verified as of Apr 25, 2021 at 09:25 AM

Data in this report are provisional and subject to change.

The numbers in the table below represent the number of Florida and non-Florida residents for whom test results were received by the Department of Health. A person can be tested by more than one laboratory and can have both positive and negative results. **Therefore, the sum of the numbers in each column will be larger than the total number of people tested.**

Reporting lab	Inconclusive	Negative	Positive	Percent positive	Total
BAM INC		1			1
NORDX			1	100%	1
Brio of Johnston		1			1
Regency Square			1	100%	1
PCR DIAGNOSTICS			1	100%	1
MICROBIOLOGY DEPARTMENT			1	100%	1
INTERFAITH MEDICAL CENTER		1			1
CHP COVID-19 (TX)			1	100%	1
WELLMED AT LONGWOOD			1	100%	1
ELDERWOOD AT WAVERLY		1			1
ABINGTON MEMORIAL HOSPITAL			1	100%	1
ARBOR DIAGNOSTICS, INC		1			1
MERCYONE DES MOINES MEDICAL CENTER			1	100%	1
UNIVERSITY OF WASHINGTON DEPT OF LAB MEDICINE			1	100%	1
WINTER HAVEN DIALYSIS		1			1
ACCURATE HEALTH SERVICES CORP			1	100%	1
VELOCITY URGENT CARE - REDMILL			1	100%	1
HOSPICE OF MARION COUNTY INC			1	100%	1
AHUJA MEDICAL CENTER			1	100%	1
VIP FAMILY PRACTICE			1	100%	1
Quince Nursing and Rehabilitation Center		1			1
REHABILITATION CENTER OF ALBUQUERQUE		1			1
PM PEDIATRICS OF VIRGINIA			1	100%	1
FRESENIUS KIDNEY CARE OCALA			1	100%	1
LIFESPAN HEALTH - SELMER		1			1
MINNESOTA HERITAGE HOUSE		1			1
SIGNATURE HEALTHCARE OF BUCKHEAD		1			1
KISSIMMEE HOME TRAINING		1			1
WVU MEDICINE - WESTON			1	100%	1
Friendship Manor Inc.		1			1
UHS BINGHAMTON GENERAL			1	100%	1
Kroger 395 - The Little Clinic Blanchester		1			1
FIRST CARE OF GAINESVILLE			1	100%	1
UNITED HEALTHCARE			1	100%	1
PERFECT HEALTH URGENT CARE AND MEDICAL		1			1
PRIMARY & URGENT CARE CENTERS			1	100%	1
LONG ISLAND MINIMALLY INVASIVE SURGERY		1			1
Perham Living			1	100%	1
Kroger 929 - The Little Clinic Corryville		1			1
CARESPOT - MIAMI GARDENS			1	100%	1
MEDEXPRESS URGENT CARE - PATRICK STREE			1	100%	1
EDWARD HOSPITAL			1	100%	1
BRIDGEWAY CENTER INC			1	100%	1
BRUSHY CREEK FAMILY HOSPITAL			1	100%	1
HAVASU REGIONAL MEDICAL CENTER			1	100%	1
RESTORE MEDICAL PARTNERS PLLC			1	100%	1
<b>Total</b>	<b>103,988</b>	<b>19,436,551</b>	<b>2,853,877</b>	<b>13%</b>	<b>22,394,416</b>